



# RBWO Provider GA+SCORECARD - CCI

Performance-Based Placement Measures

## FY 2016 Qtr 2

Office of Provider Management,  
Georgia Department of Human Services

Care Solutions, Inc.



**Table of Contents**

<b>Provider</b>	<b>Page</b>
A Friend's House - (563) - CCI	1
ACES Youth Home, Inc. - (formerly Appalachian Children's Shelter) (5167) - CCI	4
Advocates for Bartow's Children - Flowering Branch Children's Shelter (564) - CCI	7
Agape Behavioral Healthcare, Inc. - (694) - CCI	10
Alternative Youth Services, Inc. - (667) - CCI	13
Alyssa and Brothers, Inc. - dba Rowley Residence #2 (908) - CCI	16
AMI Kids Savannah River - (5161) - CCI	19
Ark Family Counseling Center, The - Ricky Homes/Dallas (569) - CCI	22
Ark Family Counseling Center, The - Ricky Homes/Decatur (571) - CCI	25
Ark Family Counseling Center, The - Ricky Homes/Lithonia (591) - CCI	28
Ark Family Counseling Center, The - Ricky Homes/Powder Springs (570) - CCI	31
Bald Ridge Lodge, Inc. - Bald Ridge Lodge (4124) - CCI	34
Beth-Ester Ministries - dba Restoration House 1 (817) - CCI	37
Broken Shackle Ranch - (576) - CCI	40
Caring and Sharing Home for Boys - (5191) - CCI	43
Carl Malone Foundation, Inc. - Mercy's Door I (993) - CCI	46
Carl Malone Foundation, Inc. - Mercy's Door II (994) - CCI	49
Carl Malone Foundation, Inc. - Mercy's Door III (1041) - CCI	52
Carrie Steele-Pitts Home, Inc. - (577) - CCI	55
Center for Children and Young Adults, The - Another Chance (578) - CCI	58
Center for Children and Young Adults, The - Open Gate (579) - CCI	61
Chestnut Manor - (581) - CCI	64
CHRIS 180 Inc. - Dekalb (597) - CCI	67
CHRIS 180 Inc. - Douglas (598) - CCI	70
CHRIS 180 Inc. - Ellenwood (599) - CCI	73
CHRIS 180 Inc. - Fulton (601) - CCI	76
CHRIS 180 Inc. - Gwinnett (602) - CCI	79
CHRIS 180 Inc. - Rock Shadow (617) - CCI	82
CHRIS 180 Inc. - Sherwood (604) - CCI	85
CHRIS 180 Inc. - Stephenson (605) - CCI	88
Christian City Home for Children - (585) - CCI	91
Community Growth Children's Academy - (5169) - CCI	94
Coweta Teen Mothers & Babe Service Center, Inc. - (5145) - CCI	97
Deloach Group Home - (619) - CCI	100
Devereux GA Treatment Network - MAAC Plus (5134) - CCI	103

**Table of Contents**

<b>Provider</b>	<b>Page</b>
Dr. Xavier Moore Home for Boys, LLC - (formerly Family Community Care Centers) (634) - CCI	106
Elks Aidmore Children's Center - (628) - CCI	109
Embracing Arms - (944) - CCI	112
Embracing Arms - Jackson (5194) - CCI	115
Families First - Cherokee Boys Group Home (637) - CCI	118
Families First - Gwindale Girls Group Home (640) - CCI	121
Families First - Second Chance Home (642) - CCI	124
Families First - Weaver Gardens (5217) - CCI	127
Family Choices - (5153) - CCI	130
Family Crisis Center of Walker, Dade, Catoosa, Chattooga Counties - The Cottage (645) - CCI	133
Family Support Council - Oak Haven Second Chance Home (646) - CCI	136
Foundation Group Home, Inc. - CCI (992) - CCI	139
Genesis House for Homeless, Inc. - (654) - CCI	142
Georgia Baptist Children's Home & Family Ministries - Alice's House (663) - CCI	145
Georgia Baptist Children's Home & Family Ministries - Angel's House (657) - CCI	148
Georgia Baptist Children's Home & Family Ministries - Baxley Campus (664) - CCI	151
Georgia Baptist Children's Home & Family Ministries - dba Good Shepherd The (685) - CCI	154
Georgia Baptist Children's Home & Family Ministries - Fayette Program: Johnson Home (660) - CCI	157
Georgia Baptist Children's Home & Family Ministries - Maternity Home (662) - CCI	160
Georgia Baptist Children's Home & Family Ministries - Meansville Campus (666) - CCI	163
Georgia Baptist Children's Home & Family Ministries - Palmetto Campus (864) - CCI	166
Georgia Sheriff's Youth Home - dba Boys Ranch (676) - CCI	169
Georgia Sheriff's Youth Home - dba Cherokee Estate (677) - CCI	172
Georgia Sheriff's Youth Home - dba Herrington Homes (678) - CCI	175
Georgia Sheriff's Youth Home - dba Mountainview (963) - CCI	178
Georgia Sheriff's Youth Home - dba Pineland (679) - CCI	181
Goshen Valley Foundation - dba Goshen Valley Boy's Ranch (687) - CCI	184
Goshen Valley Foundation - dba Hope House (5196) - CCI	187
Greenbriar Children's Center - (688) - CCI	190
Guardian Home of Hope, Inc. - (5187) - CCI	193
Gwinnett Children's Shelter - Boy's Program (690) - CCI	196
HARP Foundation, Inc. - Vidalia Campus (693) - CCI	199
Hephzibah Children's Home - Basic Residential 101-106 (695) - CCI	202
Hephzibah Children's Home - Second Chance Home (4625) - CCI	205
House of Dawn - Second Chance Home (918) - CCI	208

**RBWO Provider GA+SCORECARD - CCI**  
**FY2016 - Quarter 2****Table of Contents**

<b>Provider</b>	<b>Page</b>
House of Inspiration - (706) - CCI	211
Jesse's House - (614) - CCI	214
Kidspeace - Bowdon Residential Campus (715) - CCI	217
Liberty County Children's Home - dba Gabriel's House (725) - CCI	220
Light of Hope and Love Ministry, Inc. - Heritage House (5143) - CCI	223
Little Debbie's Second Chance Home, Inc. - (formerly Celine's Place) (884) - CCI	226
Little Debbie's Second Chance Home, Inc. - Boys to Men (1042) - CCI	229
Little Debbie's Second Chance Home, Inc. - Columbia (5214) - CCI	232
Little Debbie's Second Chance Home, Inc. - dba Ida's Cove III (5111) - CCI	235
Little Debbie's Second Chance Home, Inc. - DePauw (5207) - CCI	238
Little Debbie's Second Chance Home, Inc. - Ellenwood Second Chance Home (966) - CCI	241
Little Debbie's Second Chance Home, Inc. - Joseph Ladder (5133) - CCI	244
Little Debbie's Second Chance Home, Inc. - Maternity Home (5139) - CCI	247
Little Debbie's Second Chance Home, Inc. - Redan (5213) - CCI	250
Marcella's Community Safe House - (5173) - CCI	253
Mentoring Youth Services - (5122) - CCI	256
Methodist Home for Children & Youth, The - Arabella (1016) - CCI	259
Methodist Home for Children & Youth, The - dba Americus Group Home (749) - CCI	262
Methodist Home for Children & Youth, The - dba St. Marys Group Home (750) - CCI	265
Methodist Home for Children & Youth, The - dba Valdosta Group Home (752) - CCI	268
Methodist Home for Children & Youth, The - Macon (754) - CCI	271
Methodist Home for Children & Youth, The - Our House at Carpenter's Way Ranch (1015) - CCI	274
Methodist Home for Children & Youth, The - STARS Program (753) - CCI	277
Morningstar Children and Family Services - Morningstar Youth Estate Center-Residential Program (764) - CCI	280
Mountain Top Boys' Home, Inc. - (888) - CCI	283
Murphy-Harpst Children's Centers - (770) - CCI	286
North Georgia Angel House - (925) - CCI	289
Northwest Georgia Girls Home - (779) - CCI	292
Open Arms - Bridge I - Miller Rd. (787) - CCI	295
Open Arms Children's Network - dba Ordered Steps Home for Girls (4320) - CCI	298
Open Arms of Blue Ridge, Inc. - (5135) - CCI	301
Open Door Home - Boys Annex Long Term Program (940) - CCI	304
Open Door Home - Girls Annex Long Term Program (939) - CCI	307
Our House for Kids - (792) - CCI	310
Park Place Outreach (formerly Marshland Foundation) - (732) - CCI	313

**Table of Contents**

<b>Provider</b>	<b>Page</b>
Positive Growth - Ponce De Leon Ave. (795) - CCI	316
Positive Growth - Ponce de Leon Ave. II - TLP (955) - CCI	319
Rainbow Children's Home - (809) - CCI	322
Rainbow House Emergency Shelter for Children - (810) - CCI	325
Raintree Village - Lowndes County (811) - CCI	328
Refuge House, The - (945) - CCI	331
Safe Harbor Children's Center, Inc. - (820) - CCI	334
Safe Harbor Children's Center, Inc. - Hamer House (4958) - CCI	337
Seeds of Excellence - (5154) - CCI	340
Smith Group Home - (824) - CCI	343
Star Island - (1021) - CCI	346
Stroman Account & Property - dba My Sister's Keeper (892) - CCI	349
Taking A Step Beyond - (5158) - CCI	352
Testament Health & Counseling Services, LLC - Testament House (5197) - CCI	355
The Good Shepherd Ranch - (5193) - CCI	358
Treutlen House at New Ebenezer, Inc. - (4228) - CCI	361
Turning Point Homes - Ahmonie's Cottage (1003) - CCI	364
Turning Point Homes - Francois Cottage (829) - CCI	367
Turning Point Homes - Joshua Cottage I (830) - CCI	370
Turning Point Homes - Turning Point Cottage (833) - CCI	373
Twin Cedars Youth Services (formerly Georgia Industrial Children's Home) - Campus of Twin Cedar Youth Service (4340) - CCI	376
Twin Cedars Youth Services - Anne Elizabeth Shepherd (835) - CCI	379
Twin Cedars Youth Services - Bradfield Center (846) - CCI	382
Twin Cedars Youth Services - Connections (837) - CCI	385
Twin Cedars Youth Services - Magnolia Second Chance Home (844) - CCI	388
Twin Cedars Youth Services - Reality House (841) - CCI	391
Vanessa's Place - (5162) - CCI	394
Vashti Center, The - (852) - CCI	397
Vision Youth Services - Boys (5125) - CCI	400
Vision Youth Services - Girls (5124) - CCI	403
Visions of Hope for Boys - (978) - CCI	406
Wellspring Living, Inc. - (5168) - CCI	409
Young Adult Guidance Center, The - (860) - CCI	412
Youth Villages (Inner Harbour Campus) - Douglas Center: Girls (624) - CCI	415
Youth Villages (Inner Harbour Campus) - Douglasville: The Ranch Boys (711) - CCI	418



DHS, DFCS, Office of Provider Management  
**RBWO Provider GA+SCORECARD - CCI**  
FY2016 - Quarter 2



**Table of Contents**

Provider	Page
Youth Villages (Inner Harbour Campus) - EXCEL Program: Boys (1027) - CCI	421



DHS, DFCS, Office of Provider Management  
**Performance-Based Placement Measures**  
**RBWO Provider GA+SCORECARD - CCI**



Report Quarter: Q2 FY2016

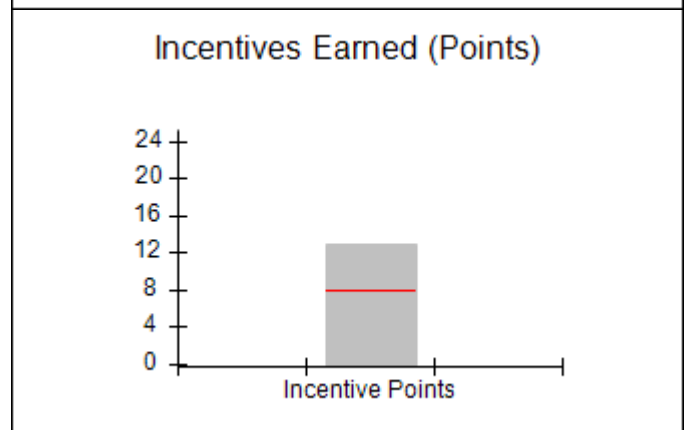
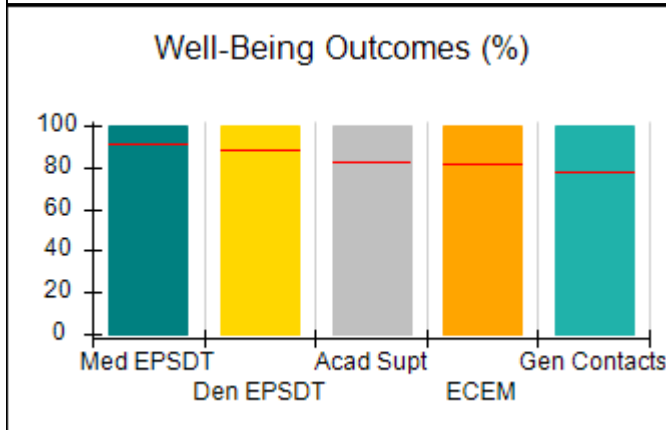
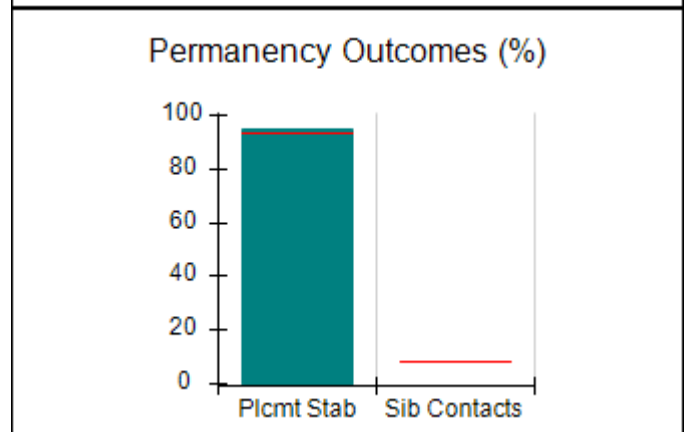
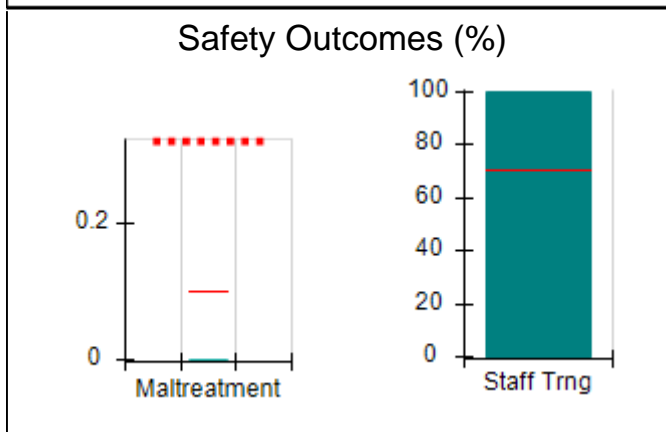
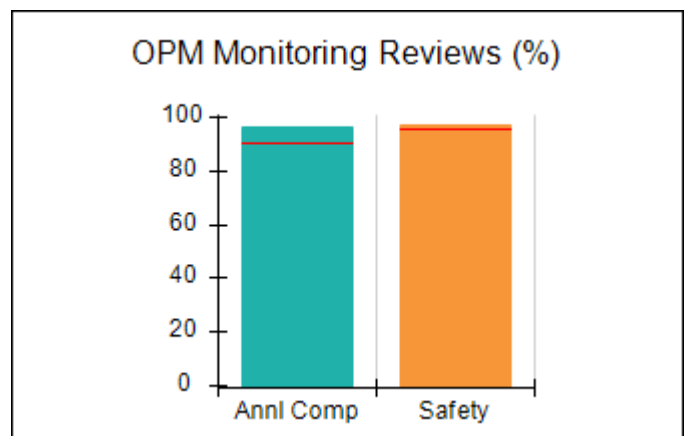
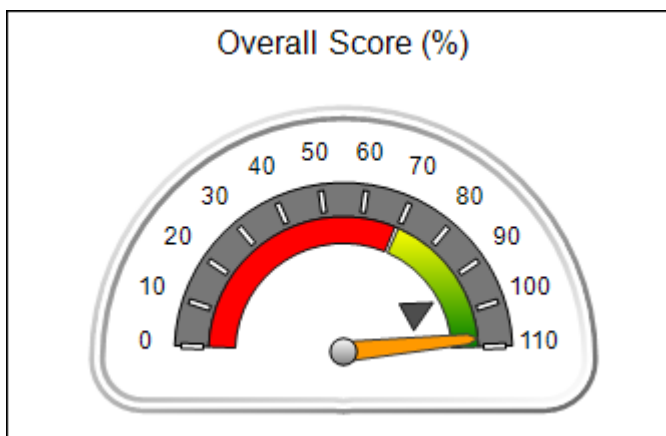
**Provider/Program Name: A Friend's House - (563) - CCI**

<b>111 Henry Pkwy., McDonough, GA 30253</b>  <b>Phone: 678-432-1630</b>  <b>Vendor ID# 35215</b>	Quarterly Scores (Grades)		Current Quarter Score (Grade)
	Q1: 107.86 (A+)	Q2: 107.73 (A+)	<b>107.73%</b> <b>(A+)</b>
	Q3: 109.32 (A+)	Q4: 107.32 (A+)	
Program Census Information:	# Children in Care During Quarter: 37	# Placements During Quarter: 37	# Children in Care On Last Day: 13

**Quarterly Provider Comparisons to All CCIs**

■■■■■■■■ indicates MalTx Threshold

▼ indicates average for all CCIs







**DHS, DFCS, Office of Provider Management**  
**Performance-Based Placement Measures**  
**RBWO Provider GA+SCORECARD - CCI**  
**Report Quarter: Q2 FY2016**



**Provider/Program Name: A Friend's House - (563) - CCI**

111 Henry Pkwy., McDonough, GA 30253		Quarterly Scores (Grades)		Current Quarter Score (Grade)
Phone: 678-432-1630		Q1: 107.86 (A+)	Q2: 107.73 (A+)	<b>107.73%</b> <b>(A+)</b>
Vendor ID# 35215		Q3: 109.32 (A+)	Q4: 107.32 (A+)	
Program Census Information:		# Children in Care During Quarter: 37	# Placements During Quarter: 37	# Children in Care On Last Day: 13
	Avg Performance All CCIs (%)	Provider Performance (%)*	Possible Points (Weight)	Provider Points Earned
<b>OPM Monitoring Reviews</b>				
Annual Comprehensive Reviews	91%	96%	25	24.08
Safety Reviews	96%	98%	15	14.65
<b>Monitoring Sub-Total</b>			<b>40</b>	<b>38.73</b>
<b>CCI Safety Outcomes</b>				
Incidence of Maltreatment	0.10%	No Substantiated Reports	10	10.00
Staff Training	70%	100%	4	4.00
<b>Safety Sub-Total</b>			<b>14</b>	<b>14.00</b>
<b>CCI Permanency Outcomes</b>				
Placement Stability	94%	95%	20	19.00
Sibling Contacts	8%	None Planned		
<b>Permanency Sub-Total</b>			<b>20</b>	<b>19.00</b>
<b>CCI Well-Being Outcomes</b>				
EPSDT Medical Visits	91%	100%	4	4.00
EPSDT Dental Visits	88%	100%	4	4.00
Academic Supports	83%	100%	4	4.00
Provider ECEM Visits	81%	100%	7	7.00
Provider General Contacts	77%	100%	7	7.00
<b>Well-Being Sub-Total</b>			<b>26</b>	<b>26.00</b>
*Performance calculation descriptions can be found in the FY 2016 RBWO PBP Measurements and Standards Guide.				

<b>Monitoring &amp; Outcomes: Possible Points = 100</b>	<b>Points Earned = 97.73</b>
<b>Score Before Incentives Credit</b>	<b>97.73%</b>
<b>Incentives Awarded</b>	<b>10.00 pts</b>
<b>PBP Verification</b>	<b>0.00 pts</b>
<b>Total Score</b>	<b>107.73%</b>

**Provider/Program Name: A Friend's House - (563) - CCI**





**DHS, DFCS, Office of Provider Management**  
**Performance-Based Placement Measures**  
**RBWO Provider GA+SCORECARD - CCI**



**Report Quarter: Q2 FY2016**

Program Census Information:		# Children in Care During Quarter: 37	# Placements During Quarter: 37	# Children in Care On Last Day: 13
CCI Incentive Credits	Avg Performance All CCIs (Points)	Provider Performance (%)*	Possible Points (Weight)	Provider Points Earned
Early EPSDT Medical Visits		100%	2	2.00
Early EPSDT Dental Visits		100%	2	2.00
Permanency Contacts		100%	5	5.00
Additional Academic Supports		0%	2	0.00
Active Agency Accreditation		0%	4	0.00
Staff Clinical Licensure		0%	5	0.00
Behavior Management (threshold = 0)		100%	4	4.00
<b>Incentives Total</b>	<b>7.95</b>		<b>24</b>	<b>13.00</b>
Maximum total combined incentive credit allowed is 10 points.			<b>Incentives Awarded</b>	<b>10.00</b>

\*Performance calculation descriptions can be found in the FY 2016 RBWO PBP Measurements and Standards Guide.

### Child Protective Services Investigations and Dispositions

The following investigations data, which is not used for scoring but is considered significant to a provider's performance, is from Georgia SHINES and is not considered final or complete until the end of the fiscal year.

Total Reports:	0
Number Screened In:	0
Number Screened Out:	0
Number Substantiated:	0
Number Unsubstantiated:	0
Number Active CPS Investigations:	0



**DHS, DFCS, Office of Provider Management**  
**Performance-Based Placement Measures**  
**RBWO Provider GA+SCORECARD - CCI**



**Report Quarter: Q2 FY2016**

**Provider/Program Name: ACES Youth Home, Inc. - (formerly Appalachian Children's Shelter) (5167) - CCI**

**133 Cares Drive, Jasper, GA 30143**

**Phone: 706-253-2375**

**Vendor ID# 115379**

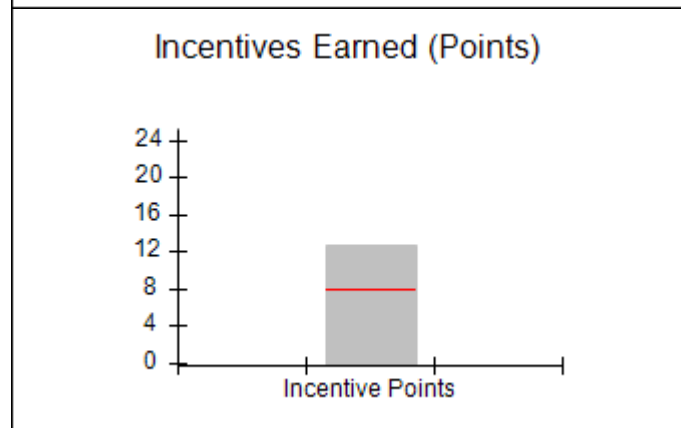
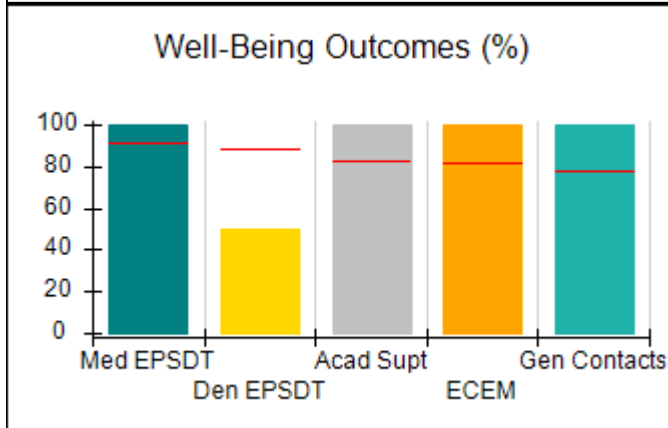
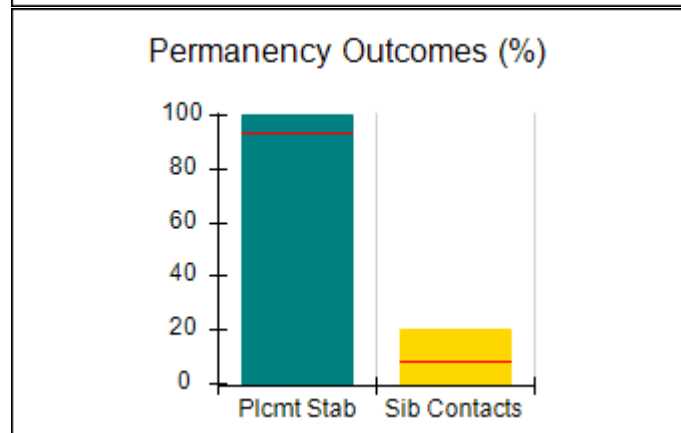
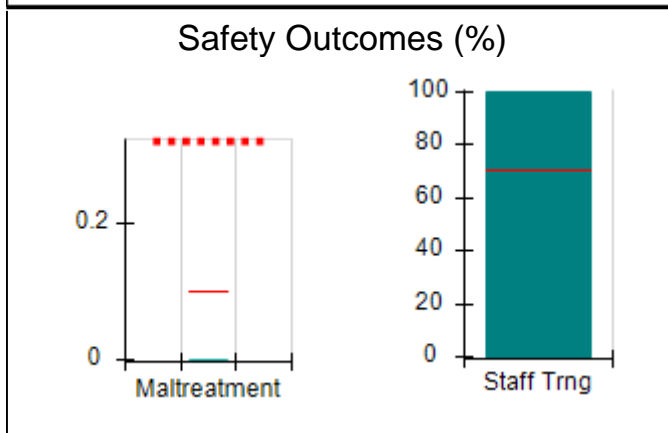
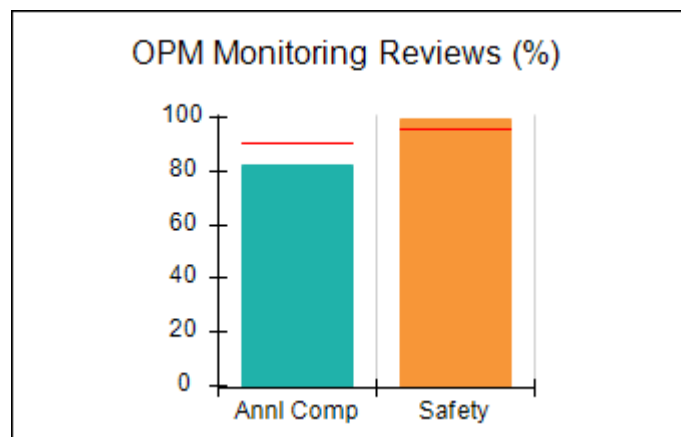
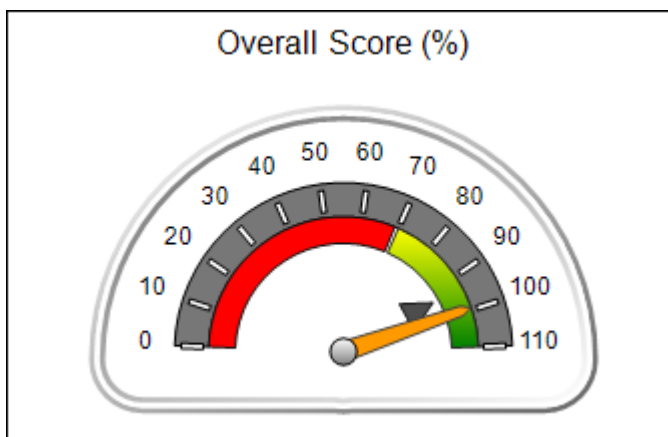
Quarterly Scores (Grades)		Current Quarter Score (Grade)
Q1: 99.26 (A+)	Q2: 99.39 (A+)	<b>99.39% (A+)</b>
Q3: 87.11 (B+)	Q4: 72.93 (C-)	

Program Census Information:	# Children in Care During Quarter: 16	# Placements During Quarter: 17	# Children in Care On Last Day: 8
-----------------------------	---------------------------------------	---------------------------------	-----------------------------------

**Quarterly Provider Comparisons to All CCIs**

■■■■■■■■ indicates MalTx Threshold

▼ ————— indicates average for all CCIs





**DHS, DFCS, Office of Provider Management**  
**Performance-Based Placement Measures**  
**RBWO Provider GA+SCORECARD - CCI**



**Report Quarter: Q2 FY2016**

<b>Provider/Program Name: ACES Youth Home, Inc. - (formerly Appalachian Children's Shelter) (5167) - CCI</b>				
<b>133 Cares Drive, Jasper, GA 30143</b>		<b>Quarterly Scores (Grades)</b>		<b>Current Quarter Score (Grade)</b>
<b>Phone: 706-253-2375</b>		<b>Q1: 99.26 (A+)</b>	<b>Q2: 99.39 (A+)</b>	<b>99.39%</b>
<b>Vendor ID# 115379</b>		<b>Q3: 87.11 (B+)</b>	<b>Q4: 72.93 (C-)</b>	<b>(A+)</b>
<b>Program Census Information:</b>		# Children in Care During Quarter: 16	# Placements During Quarter: 17	# Children in Care On Last Day: 8
	<b>Avg Performance All CCIs (%)</b>	<b>Provider Performance (%)*</b>	<b>Possible Points (Weight)</b>	<b>Provider Points Earned</b>
<b>OPM Monitoring Reviews</b>				
Annual Comprehensive Reviews	91%	82%	25	20.50
Safety Reviews	96%	99%	15	14.89
<b>Monitoring Sub-Total</b>			<b>40</b>	<b>35.39</b>
<b>CCI Safety Outcomes</b>				
Incidence of Maltreatment	0.10%	No Substantiated Reports	10	10.00
Staff Training	70%	100%	4	4.00
<b>Safety Sub-Total</b>			<b>14</b>	<b>14.00</b>
<b>CCI Permanency Outcomes</b>				
Placement Stability	94%	100%	15	15.00
Sibling Contacts	8%	20%	5	1.00
<b>Permanency Sub-Total</b>			<b>20</b>	<b>16.00</b>
<b>CCI Well-Being Outcomes</b>				
EPSDT Medical Visits	91%	100%	4	4.00
EPSDT Dental Visits	88%	50%	4	2.00
Academic Supports	83%	100%	4	4.00
Provider ECEM Visits	81%	100%	7	7.00
Provider General Contacts	77%	100%	7	7.00
<b>Well-Being Sub-Total</b>			<b>26</b>	<b>24.00</b>
*Performance calculation descriptions can be found in the FY 2016 RBWO PBP Measurements and Standards Guide.				

<b>Monitoring &amp; Outcomes: Possible Points = 100</b>		<b>Points Earned = 89.39</b>	
<b>Score Before Incentives Credit</b>			<b>89.39%</b>
<b>Incentives Awarded</b>			<b>10.00 pts</b>
<b>PBP Verification</b>			<b>N/A pts</b>
<b>Total Score</b>			<b>99.39%</b>

**Provider/Program Name: ACES Youth Home, Inc. - (formerly Appalachian Children's Shelter) (5167) - CCI**



**DHS, DFCS, Office of Provider Management**  
**Performance-Based Placement Measures**  
**RBWO Provider GA+SCORECARD - CCI**



**Report Quarter: Q2 FY2016**

Program Census Information:		# Children in Care During Quarter: 16	# Placements During Quarter: 17	# Children in Care On Last Day: 8
CCI Incentive Credits	Avg Performance All CCIs (Points)	Provider Performance (%)*	Possible Points (Weight)	Provider Points Earned
Early EPSDT Medical Visits		100%	2	2.00
Early EPSDT Dental Visits		70%	2	1.40
Permanency Contacts		67%	5	3.35
Additional Academic Supports		100%	2	2.00
Active Agency Accreditation		0%	4	0.00
Staff Clinical Licensure		0%	5	0.00
Behavior Management (threshold = 0)		100%	4	4.00
<b>Incentives Total</b>	<b>7.95</b>		<b>24</b>	<b>12.75</b>
Maximum total combined incentive credit allowed is 10 points.			<b>Incentives Awarded</b>	<b>10.00</b>

\*Performance calculation descriptions can be found in the FY 2016 RBWO PBP Measurements and Standards Guide.

Child Protective Services Investigations and Dispositions		
The following investigations data, which is not used for scoring but is considered significant to a provider's performance, is from Georgia SHINES and is not considered final or complete until the end of the fiscal year.		
Total Reports:	0	
Number Screened In:	0	
Number Screened Out:	0	
Number Substantiated:	0	
Number Unsubstantiated:	0	
Number Active CPS Investigations:	0	



**DHS, DFCS, Office of Provider Management**  
**Performance-Based Placement Measures**  
**RBWO Provider GA+SCORECARD - CCI**



**Report Quarter: Q2 FY2016**

**Provider/Program Name: Advocates for Bartow's Children - Flowering Branch Children's Shelter (564) - CCI**

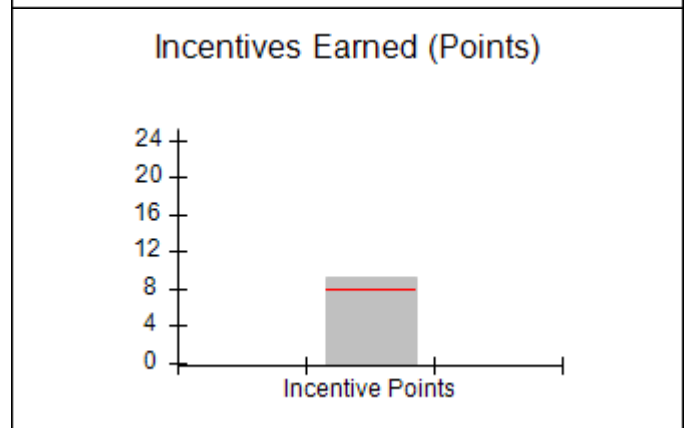
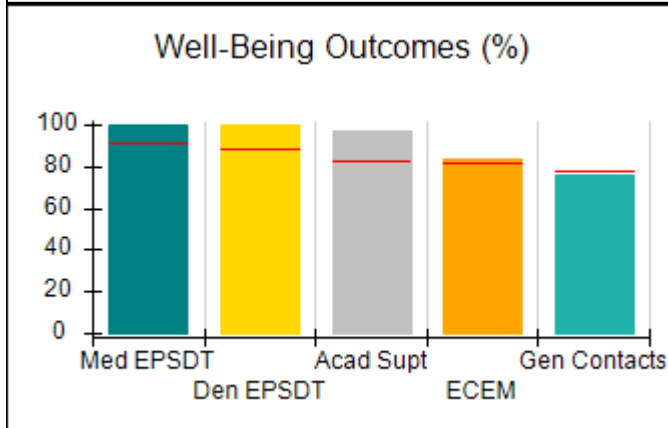
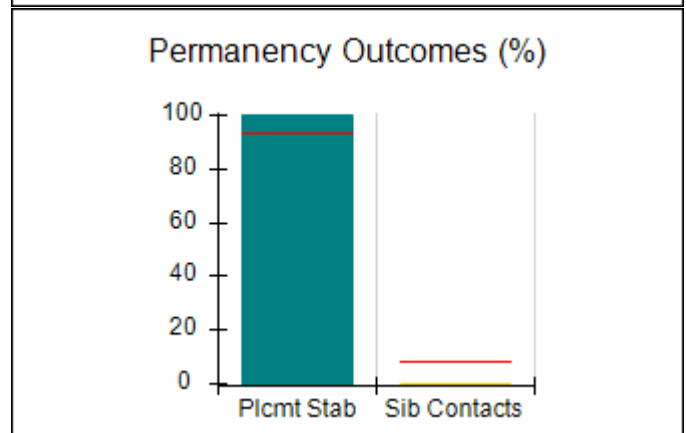
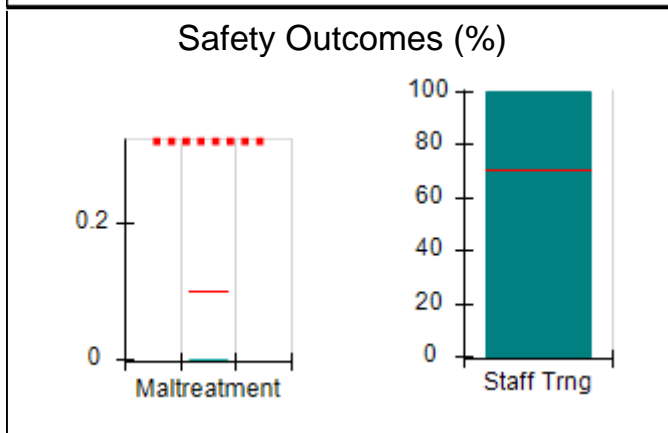
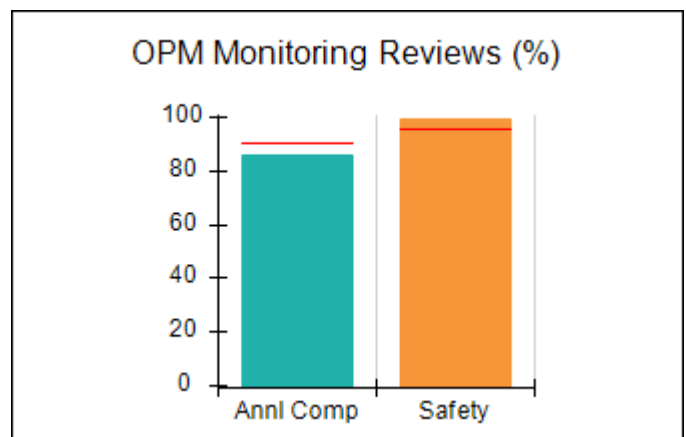
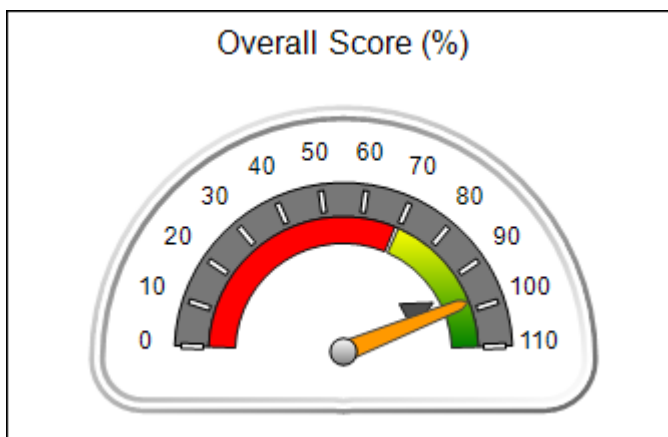
<b>49 Monroe Crossing, Cartersville, GA 30120</b>  <b>Phone: 770-382-6180</b>  <b>Vendor ID# 35217</b>	Quarterly Scores (Grades)		Current Quarter Score (Grade)
	Q1: 104.45 (A+)	Q2: 97.60 (A+)	<b>97.60%</b>
	Q3: 96.91 (A)	Q4: 101.24 (A+)	<b>(A+)</b>

Program Census Information:	# Children in Care During Quarter: 14	# Placements During Quarter: 15	# Children in Care On Last Day: 9
-----------------------------	---------------------------------------	---------------------------------	-----------------------------------

**Quarterly Provider Comparisons to All CCIs**

■■■■■■■■ indicates MalTx Threshold

▼ ————— indicates average for all CCIs





**DHS, DFCS, Office of Provider Management**  
**Performance-Based Placement Measures**  
**RBWO Provider GA+SCORECARD - CCI**



**Report Quarter: Q2 FY2016**

**Provider/Program Name: Advocates for Bartow's Children - Flowering Branch Children's Shelter (564) - CCI**

<b>49 Monroe Crossing, Cartersville, GA 30120</b>  <b>Phone: 770-382-6180</b>  <b>Vendor ID# 35217</b>	<b>Quarterly Scores (Grades)</b>		<b>Current Quarter Score (Grade)</b>
	<b>Q1: 104.45 (A+)</b>	<b>Q2: 97.60 (A+)</b>	<b>97.60%</b>
	<b>Q3: 96.91 (A)</b>	<b>Q4: 101.24 (A+)</b>	<b>(A+)</b>

<b>Program Census Information:</b>	<b># Children in Care During Quarter: 14</b>	<b># Placements During Quarter: 15</b>	<b># Children in Care On Last Day: 9</b>
------------------------------------	--	--	--

	<b>Avg Performance All CCIs (%)</b>	<b>Provider Performance (%)*</b>	<b>Possible Points (Weight)</b>	<b>Provider Points Earned</b>
--	-------------------------------------	----------------------------------	---------------------------------	-------------------------------

**OPM Monitoring Reviews**

Annual Comprehensive Reviews	91%	86%	25	21.42
Safety Reviews	96%	99%	15	14.91
<b>Monitoring Sub-Total</b>			<b>40</b>	<b>36.33</b>

**CCI Safety Outcomes**

Incidence of Maltreatment	0.10%	No Substantiated Reports	10	10.00
Staff Training	70%	100%	4	4.00
<b>Safety Sub-Total</b>			<b>14</b>	<b>14.00</b>

**CCI Permanency Outcomes**

Placement Stability	94%	100%	15	15.00
Sibling Contacts	8%	0%	5	0.00
<b>Permanency Sub-Total</b>			<b>20</b>	<b>15.00</b>

**CCI Well-Being Outcomes**

EPSDT Medical Visits	91%	100%	4	4.00
EPSDT Dental Visits	88%	100%	4	4.00
Academic Supports	83%	97%	4	3.88
Provider ECEM Visits	81%	83%	7	5.81
Provider General Contacts	77%	76%	7	5.32
<b>Well-Being Sub-Total</b>			<b>26</b>	<b>23.01</b>

\*Performance calculation descriptions can be found in the FY 2016 RBWO PBP Measurements and Standards Guide.

<b>Monitoring &amp; Outcomes: Possible Points = 100</b>		<b>Points Earned = 88.34</b>	
<b>Score Before Incentives Credit</b>		<b>88.34%</b>	
<b>Incentives Awarded</b>		<b>9.26 pts</b>	
<b>PBP Verification</b>		<b>N/A pts</b>	
<b>Total Score</b>		<b>97.60%</b>	

**Provider/Program Name: Advocates for Bartow's Children - Flowering Branch Children's Shelter (564) - CCI**



**DHS, DFCS, Office of Provider Management**  
**Performance-Based Placement Measures**  
**RBWO Provider GA+SCORECARD - CCI**



**Report Quarter: Q2 FY2016**

Program Census Information:		# Children in Care During Quarter: 14	# Placements During Quarter: 15	# Children in Care On Last Day: 9
CCI Incentive Credits	Avg Performance All CCIs (Points)	Provider Performance (%)*	Possible Points (Weight)	Provider Points Earned
Early EPSDT Medical Visits		100%	2	2.00
Early EPSDT Dental Visits		100%	2	2.00
Permanency Contacts		0%	5	0.00
Additional Academic Supports		63%	2	1.26
Active Agency Accreditation		0%	4	0.00
Staff Clinical Licensure		0%	5	0.00
Behavior Management (threshold = 0)		100%	4	4.00
<b>Incentives Total</b>	<b>7.95</b>		<b>24</b>	<b>9.26</b>
Maximum total combined incentive credit allowed is 10 points.			<b>Incentives Awarded</b>	<b>9.26</b>

\*Performance calculation descriptions can be found in the FY 2016 RBWO PBP Measurements and Standards Guide.

Child Protective Services Investigations and Dispositions		
The following investigations data, which is not used for scoring but is considered significant to a provider's performance, is from Georgia SHINES and is not considered final or complete until the end of the fiscal year.		
Total Reports:	3	
Number Screened In:	1	
Number Screened Out:	2	
Number Substantiated:	0	
Number Unsubstantiated:	0	
Number Active CPS Investigations:	1	





**DHS, DFCS, Office of Provider Management**  
**Performance-Based Placement Measures**  
**RBWO Provider GA+SCORECARD - CCI**  
**Report Quarter: Q2 FY2016**



**Provider/Program Name: Agape Behavioral Healthcare, Inc. - (694) - CCI**

**3830 Old Gordon Rd, Atlanta, GA 30336**

**Phone: 404-505-7619**

**Vendor ID# 35410**

Program Census Information:

# Children in Care During  
Quarter: 15

# Placements During  
Quarter: 15

# Children in Care On Last  
Day: 9

**Quarterly Scores (Grades)**

**Current Quarter Score  
(Grade)**

**Q1: 92.52 (A-)**

**Q2: 92.86 (A-)**

**92.86%**

**Q3: 95.49 (A)**

**Q4: 85.60 (B)**

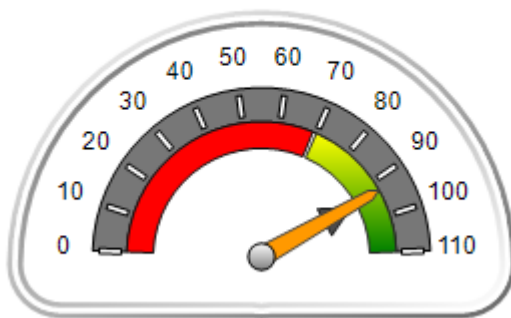
**(A-)**

**Quarterly Provider Comparisons to All CCIs**

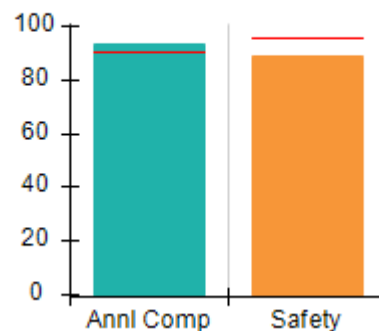
■■■■■■■■ indicates MalTx Threshold

▼ ————— indicates average for all CCIs

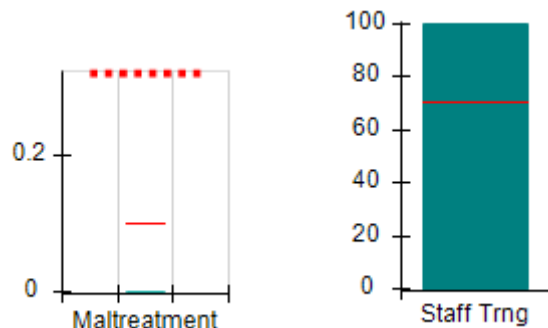
**Overall Score (%)**



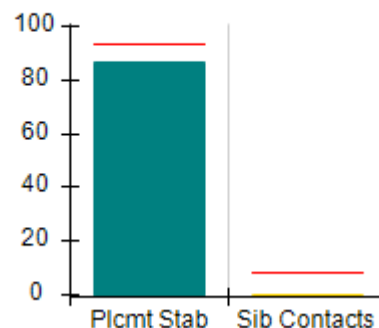
**OPM Monitoring Reviews (%)**



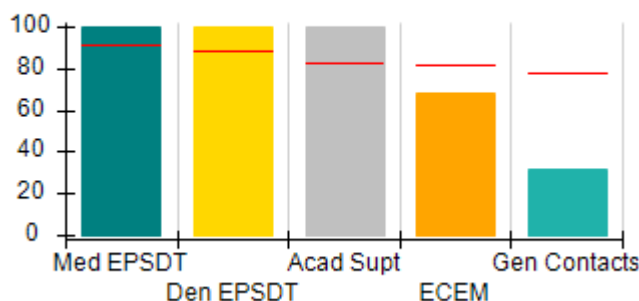
**Safety Outcomes (%)**



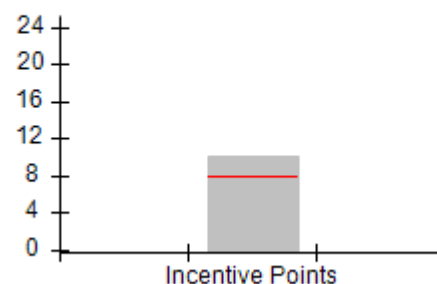
**Permanency Outcomes (%)**



**Well-Being Outcomes (%)**



**Incentives Earned (Points)**





**DHS, DFCS, Office of Provider Management**  
**Performance-Based Placement Measures**  
**RBWO Provider GA+SCORECARD - CCI**  
**Report Quarter: Q2 FY2016**



<b>Provider/Program Name: Agape Behavioral Healthcare, Inc. - (694) - CCI</b>				
<b>3830 Old Gordon Rd, Atlanta, GA 30336</b>		<b>Quarterly Scores (Grades)</b>		<b>Current Quarter Score (Grade)</b>
<b>Phone: 404-505-7619</b>		<b>Q1: 92.52 (A-)</b>	<b>Q2: 92.86 (A-)</b>	<b>92.86%</b>
<b>Vendor ID# 35410</b>		<b>Q3: 95.49 (A)</b>	<b>Q4: 85.60 (B)</b>	<b>(A-)</b>
<b>Program Census Information:</b>		<b># Children in Care During Quarter: 15</b>	<b># Placements During Quarter: 15</b>	<b># Children in Care On Last Day: 9</b>
	<b>Avg Performance All CCIs (%)</b>	<b>Provider Performance (%)*</b>	<b>Possible Points (Weight)</b>	<b>Provider Points Earned</b>
<b>OPM Monitoring Reviews</b>				
Annual Comprehensive Reviews	91%	94%	25	23.45
Safety Reviews	96%	89%	15	13.36
<b>Monitoring Sub-Total</b>			<b>40</b>	<b>36.81</b>
<b>CCI Safety Outcomes</b>				
Incidence of Maltreatment	0.10%	No Substantiated Reports	10	10.00
Staff Training	70%	100%	4	4.00
<b>Safety Sub-Total</b>			<b>14</b>	<b>14.00</b>
<b>CCI Permanency Outcomes</b>				
Placement Stability	94%	87%	15	13.05
Sibling Contacts	8%	0%	5	0.00
<b>Permanency Sub-Total</b>			<b>20</b>	<b>13.05</b>
<b>CCI Well-Being Outcomes</b>				
EPSDT Medical Visits	91%	100%	4	4.00
EPSDT Dental Visits	88%	100%	4	4.00
Academic Supports	83%	100%	4	4.00
Provider ECEM Visits	81%	68%	7	4.76
Provider General Contacts	77%	32%	7	2.24
<b>Well-Being Sub-Total</b>			<b>26</b>	<b>19.00</b>
*Performance calculation descriptions can be found in the FY 2016 RBWO PBP Measurements and Standards Guide.				

<b>Monitoring &amp; Outcomes: Possible Points = 100</b>		<b>Points Earned = 82.86</b>	
<b>Score Before Incentives Credit</b>			<b>82.86%</b>
<b>Incentives Awarded</b>			<b>10.00 pts</b>
<b>PBP Verification</b>			<b>N/A pts</b>
<b>Total Score</b>			<b>92.86%</b>

**Provider/Program Name: Agape Behavioral Healthcare, Inc. - (694) - CCI**



**DHS, DFCS, Office of Provider Management**  
**Performance-Based Placement Measures**  
**RBWO Provider GA+SCORECARD - CCI**



**Report Quarter: Q2 FY2016**

Program Census Information:		# Children in Care During Quarter: 15	# Placements During Quarter: 15	# Children in Care On Last Day: 9
CCI Incentive Credits	Avg Performance All CCIs (Points)	Provider Performance (%)*	Possible Points (Weight)	Provider Points Earned
Early EPSDT Medical Visits		100%	2	2.00
Early EPSDT Dental Visits		100%	2	2.00
Permanency Contacts		0%	5	0.00
Additional Academic Supports		100%	2	2.00
Active Agency Accreditation		0%	4	0.00
Staff Clinical Licensure		0%	5	0.00
Behavior Management (threshold = 0)		100%	4	4.00
<b>Incentives Total</b>	<b>7.95</b>		<b>24</b>	<b>10.00</b>
Maximum total combined incentive credit allowed is 10 points.			<b>Incentives Awarded</b>	<b>10.00</b>

\*Performance calculation descriptions can be found in the FY 2016 RBWO PBP Measurements and Standards Guide.

Child Protective Services Investigations and Dispositions		
The following investigations data, which is not used for scoring but is considered significant to a provider's performance, is from Georgia SHINES and is not considered final or complete until the end of the fiscal year.		
Total Reports:	4	
Number Screened In:	3	
Number Screened Out:	1	
Number Substantiated:	0	
Number Unsubstantiated:	0	
Number Active CPS Investigations:	3	



**DHS, DFCS, Office of Provider Management**  
**Performance-Based Placement Measures**  
**RBWO Provider GA+SCORECARD - CCI**  
**Report Quarter: Q2 FY2016**



**Provider/Program Name: Alternative Youth Services, Inc. - (667) - CCI**

**211 Goose Hollow Road, Reynolds, GA 31076**

**Phone: 478-847-2900**

**Vendor ID# 35223**

**Quarterly Scores (Grades)**

**Q1: 77.59 (C+)**

**Q2: 84.49 (B)**

**Q3: 86.37 (B)**

**Q4: 79.96 (C+)**

**Current Quarter Score (Grade)**

**84.49%**

**(B)**

**Program Census Information:**

**# Children in Care During Quarter: 64**

**# Placements During Quarter: 65**

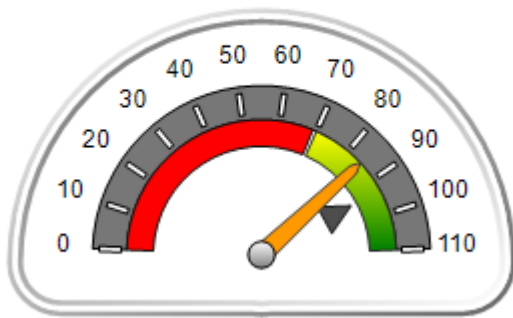
**# Children in Care On Last Day: 43**

**Quarterly Provider Comparisons to All CCIs**

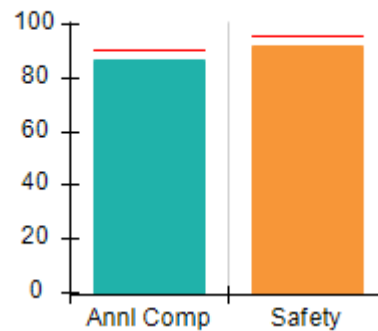
■■■■■■■■ indicates MalTx Threshold

▼ ————— indicates average for all CCIs

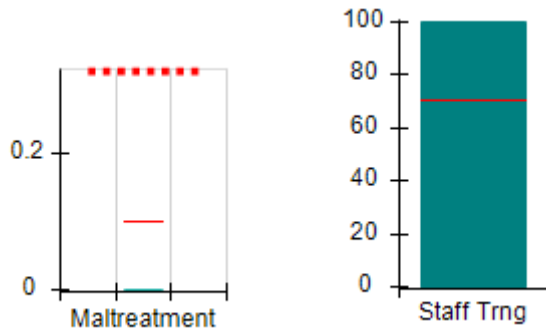
**Overall Score (%)**



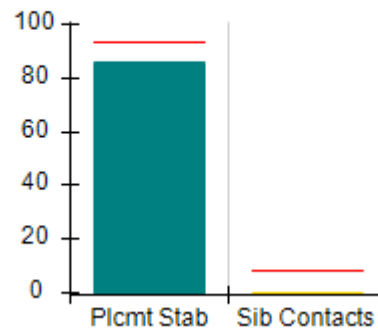
**OPM Monitoring Reviews (%)**



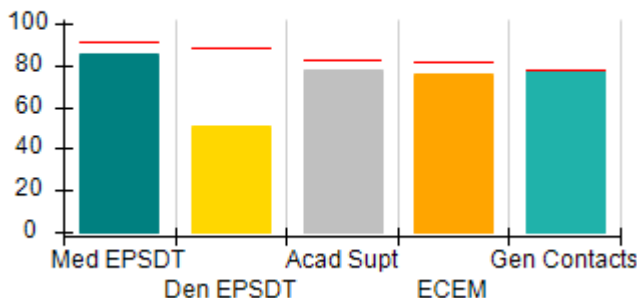
**Safety Outcomes (%)**



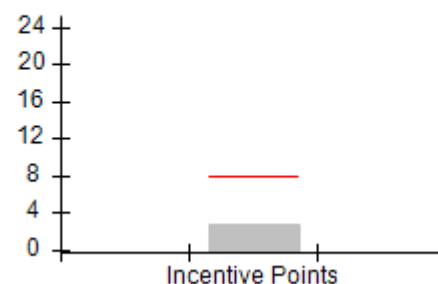
**Permanency Outcomes (%)**



**Well-Being Outcomes (%)**



**Incentives Earned (Points)**





**DHS, DFCS, Office of Provider Management**  
**Performance-Based Placement Measures**  
**RBWO Provider GA+SCORECARD - CCI**  
**Report Quarter: Q2 FY2016**



**Provider/Program Name: Alternative Youth Services, Inc. - (667) - CCI**

<b>211 Goose Hollow Road, Reynolds, GA 31076</b>  <b>Phone: 478-847-2900</b>  <b>Vendor ID# 35223</b>	<b>Quarterly Scores (Grades)</b>		<b>Current Quarter Score (Grade)</b>
	<b>Q1: 77.59 (C+)</b>	<b>Q2: 84.49 (B)</b>	<b>84.49%</b>
	<b>Q3: 86.37 (B)</b>	<b>Q4: 79.96 (C+)</b>	<b>(B)</b>

Program Census Information:	# Children in Care During Quarter: 64	# Placements During Quarter: 65	# Children in Care On Last Day: 43
-----------------------------	---------------------------------------	---------------------------------	------------------------------------

	<b>Avg Performance All CCIs (%)</b>	<b>Provider Performance (%)*</b>	<b>Possible Points (Weight)</b>	<b>Provider Points Earned</b>
--	-------------------------------------	----------------------------------	---------------------------------	-------------------------------

**OPM Monitoring Reviews**

Annual Comprehensive Reviews	91%	87%	25	21.71
Safety Reviews	96%	92%	15	13.82
<b>Monitoring Sub-Total</b>			<b>40</b>	<b>35.53</b>

**CCI Safety Outcomes**

Incidence of Maltreatment	0.10%	No Substantiated Reports	10	10.00
Staff Training	70%	100%	4	4.00
<b>Safety Sub-Total</b>			<b>14</b>	<b>14.00</b>

**CCI Permanency Outcomes**

Placement Stability	94%	86%	15	12.90
Sibling Contacts	8%	0%	5	0.00
<b>Permanency Sub-Total</b>			<b>20</b>	<b>12.90</b>

**CCI Well-Being Outcomes**

EPSDT Medical Visits	91%	85%	4	3.40
EPSDT Dental Visits	88%	51%	4	2.04
Academic Supports	83%	78%	4	3.12
Provider ECEM Visits	81%	76%	7	5.32
Provider General Contacts	77%	78%	7	5.46
<b>Well-Being Sub-Total</b>			<b>26</b>	<b>19.34</b>

\*Performance calculation descriptions can be found in the FY 2016 RBWO PBP Measurements and Standards Guide.

<b>Monitoring &amp; Outcomes: Possible Points = 100</b>		<b>Points Earned = 81.77</b>	
<b>Score Before Incentives Credit</b>			<b>81.77%</b>
<b>Incentives Awarded</b>			<b>2.72 pts</b>
<b>PBP Verification</b>			<b>N/A pts</b>
<b>Total Score</b>			<b>84.49%</b>

**Provider/Program Name: Alternative Youth Services, Inc. - (667) - CCI**



**DHS, DFCS, Office of Provider Management**  
**Performance-Based Placement Measures**  
**RBWO Provider GA+SCORECARD - CCI**



**Report Quarter: Q2 FY2016**

Program Census Information:		# Children in Care During Quarter: 64	# Placements During Quarter: 65	# Children in Care On Last Day: 43
CCI Incentive Credits	Avg Performance All CCIs (Points)	Provider Performance (%)*	Possible Points (Weight)	Provider Points Earned
Early EPSDT Medical Visits		14%	2	0.28
Early EPSDT Dental Visits		0%	2	0.00
Permanency Contacts		0%	5	0.00
Additional Academic Supports		22%	2	0.44
Active Agency Accreditation		50%	4	2.00
Staff Clinical Licensure		0%	5	0.00
Behavior Management (threshold = 0)		0%	4	0.00
<b>Incentives Total</b>	<b>7.95</b>		<b>24</b>	<b>2.72</b>
Maximum total combined incentive credit allowed is 10 points.			<b>Incentives Awarded</b>	<b>2.72</b>

\*Performance calculation descriptions can be found in the FY 2016 RBWO PBP Measurements and Standards Guide.

Child Protective Services Investigations and Dispositions		
The following investigations data, which is not used for scoring but is considered significant to a provider's performance, is from Georgia SHINES and is not considered final or complete until the end of the fiscal year.		
Total Reports:	1	
Number Screened In:	0	
Number Screened Out:	1	
Number Substantiated:	0	
Number Unsubstantiated:	0	
Number Active CPS Investigations:	0	



**DHS, DFCS, Office of Provider Management**  
**Performance-Based Placement Measures**  
**RBWO Provider GA+SCORECARD - CCI**



**Report Quarter: Q2 FY2016**

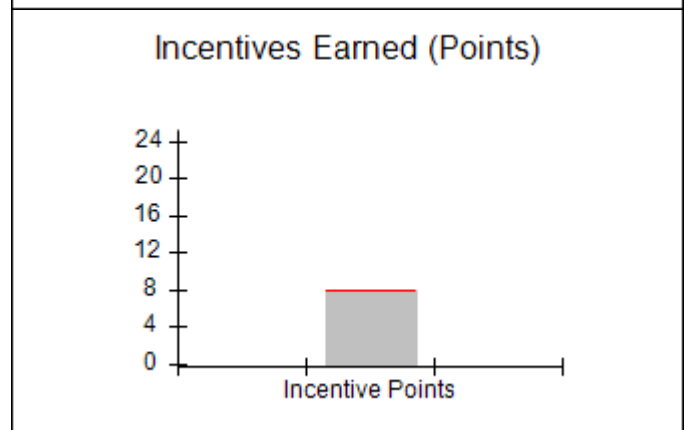
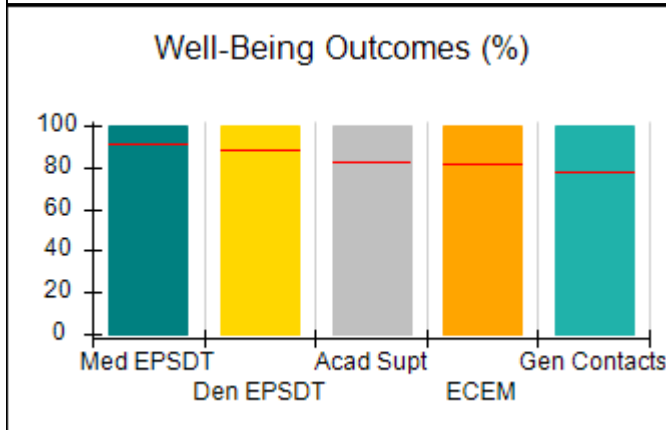
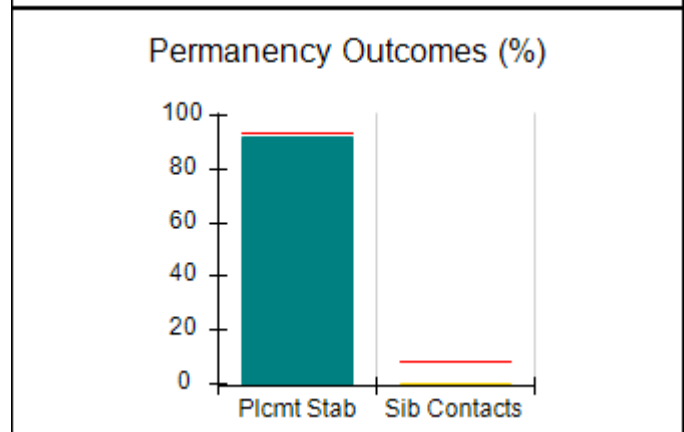
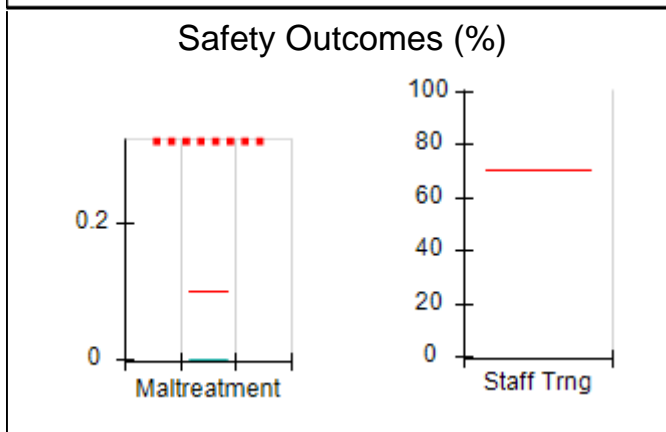
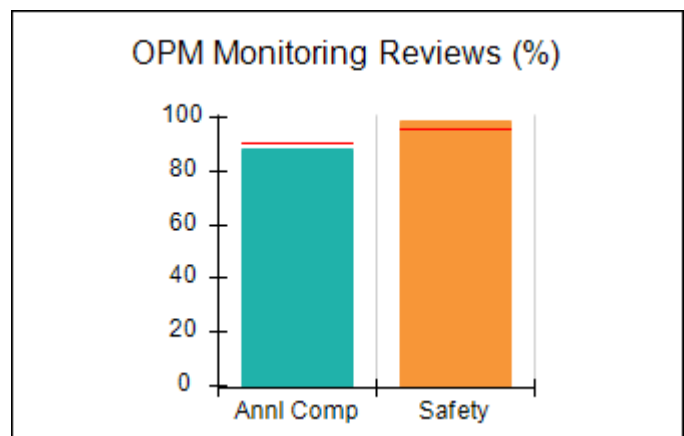
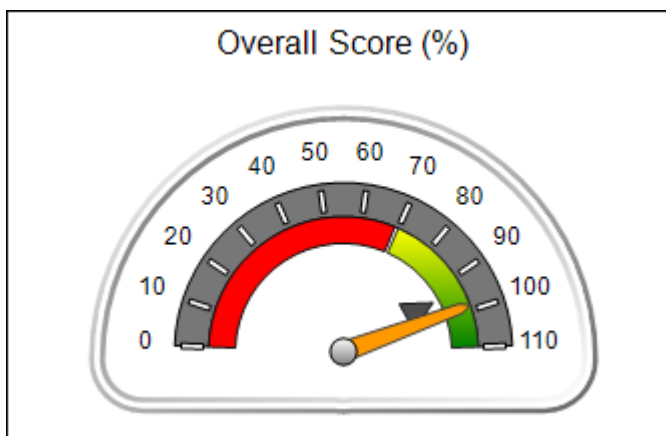
**Provider/Program Name: Alyssa and Brothers, Inc. - dba Rowley Residence #2 (908) - CCI**

<b>4552 Dorset Circle, Decatur, GA 30035</b>  <b>Phone: 678 518-8633</b>  <b>Vendor ID# 35225</b>	Quarterly Scores (Grades)		Current Quarter Score (Grade)
	Q1: 98.02 (A+)	Q2: 98.67 (A+)	<b>98.67%</b> <b>(A+)</b>
	Q3: 96.67 (A)	Q4: 93.81 (A-)	
Program Census Information:	# Children in Care During Quarter: 12	# Placements During Quarter: 13	# Children in Care On Last Day: 5

**Quarterly Provider Comparisons to All CCIs**

■■■■■■■■ indicates MalTx Threshold

▼ ————— indicates average for all CCIs







**DHS, DFCS, Office of Provider Management**  
**Performance-Based Placement Measures**  
**RBWO Provider GA+SCORECARD - CCI**



**Report Quarter: Q2 FY2016**

**Provider/Program Name: Alyssa and Brothers, Inc. - dba Rowley Residence #2 (908) - CCI**

<b>4552 Dorset Circle, Decatur, GA 30035</b>  <b>Phone: 678 518-8633</b>  <b>Vendor ID# 35225</b>	<b>Quarterly Scores (Grades)</b>		<b>Current Quarter Score (Grade)</b>
	<b>Q1: 98.02 (A+)</b>	<b>Q2: 98.67 (A+)</b>	<b>98.67%</b>
	<b>Q3: 96.67 (A)</b>	<b>Q4: 93.81 (A-)</b>	<b>(A+)</b>

<b>Program Census Information:</b>	<b># Children in Care During Quarter: 12</b>	<b># Placements During Quarter: 13</b>	<b># Children in Care On Last Day: 5</b>
------------------------------------	--	--	--

	<b>Avg Performance All CCIs (%)</b>	<b>Provider Performance (%)*</b>	<b>Possible Points (Weight)</b>	<b>Provider Points Earned</b>
--	-------------------------------------	----------------------------------	---------------------------------	-------------------------------

**OPM Monitoring Reviews**

Annual Comprehensive Reviews	91%	88%	25	22.08
Safety Reviews	96%	99%	15	14.79
<b>Monitoring Sub-Total</b>			<b>40</b>	<b>36.87</b>

**CCI Safety Outcomes**

Incidence of Maltreatment	0.10%	No Substantiated Reports	14	14.00
Staff Training	70%	Not Eligible		
<b>Safety Sub-Total</b>			<b>14</b>	<b>14.00</b>

**CCI Permanency Outcomes**

Placement Stability	94%	92%	15	13.80
Sibling Contacts	8%	0%	5	0.00
<b>Permanency Sub-Total</b>			<b>20</b>	<b>13.80</b>

**CCI Well-Being Outcomes**

EPSDT Medical Visits	91%	100%	4	4.00
EPSDT Dental Visits	88%	100%	4	4.00
Academic Supports	83%	100%	4	4.00
Provider ECEM Visits	81%	100%	7	7.00
Provider General Contacts	77%	100%	7	7.00
<b>Well-Being Sub-Total</b>			<b>26</b>	<b>26.00</b>

\*Performance calculation descriptions can be found in the FY 2016 RBWO PBP Measurements and Standards Guide.

<b>Monitoring &amp; Outcomes: Possible Points = 100</b>		<b>Points Earned = 90.67</b>	
<b>Score Before Incentives Credit</b>		<b>90.67%</b>	
<b>Incentives Awarded</b>		<b>8.00 pts</b>	
<b>PBP Verification</b>		<b>N/A pts</b>	
<b>Total Score</b>		<b>98.67%</b>	

**Provider/Program Name: Alyssa and Brothers, Inc. - dba Rowley Residence #2 (908) - CCI**



**DHS, DFCS, Office of Provider Management**  
**Performance-Based Placement Measures**  
**RBWO Provider GA+SCORECARD - CCI**



**Report Quarter: Q2 FY2016**

Program Census Information:		# Children in Care During Quarter: 12	# Placements During Quarter: 13	# Children in Care On Last Day: 5
CCI Incentive Credits	Avg Performance All CCIs (Points)	Provider Performance (%)*	Possible Points (Weight)	Provider Points Earned
Early EPSDT Medical Visits		100%	2	2.00
Early EPSDT Dental Visits		100%	2	2.00
Permanency Contacts		0%	5	0.00
Additional Academic Supports		0%	2	0.00
Active Agency Accreditation		0%	4	0.00
Staff Clinical Licensure		0%	5	0.00
Behavior Management (threshold = 0)		100%	4	4.00
<b>Incentives Total</b>	<b>7.95</b>		<b>24</b>	<b>8.00</b>
Maximum total combined incentive credit allowed is 10 points.			<b>Incentives Awarded</b>	<b>8.00</b>

\*Performance calculation descriptions can be found in the FY 2016 RBWO PBP Measurements and Standards Guide.

Child Protective Services Investigations and Dispositions		
The following investigations data, which is not used for scoring but is considered significant to a provider's performance, is from Georgia SHINES and is not considered final or complete until the end of the fiscal year.		
Total Reports:	0	
Number Screened In:	0	
Number Screened Out:	0	
Number Substantiated:	0	
Number Unsubstantiated:	0	
Number Active CPS Investigations:	0	



**DHS, DFCS, Office of Provider Management**  
**Performance-Based Placement Measures**  
**RBWO Provider GA+SCORECARD - CCI**  
**Report Quarter: Q2 FY2016**



**Provider/Program Name: AMI Kids Savannah River - (5161) - CCI**

626 Old River Road, Sylvania, GA 30467

Phone: 912-829-5300

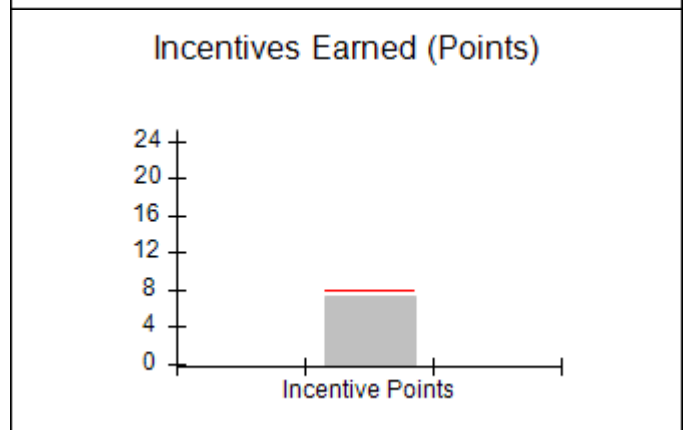
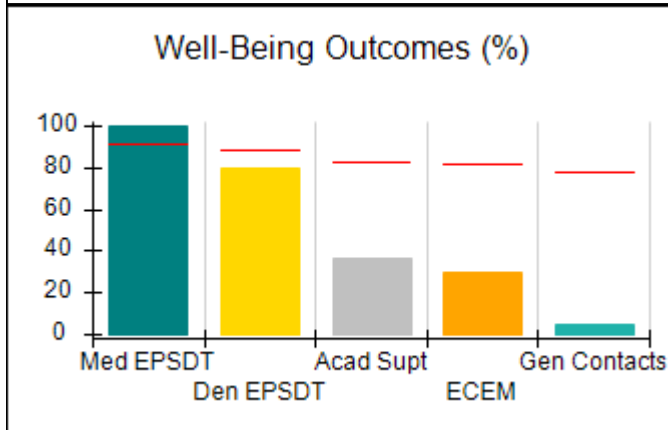
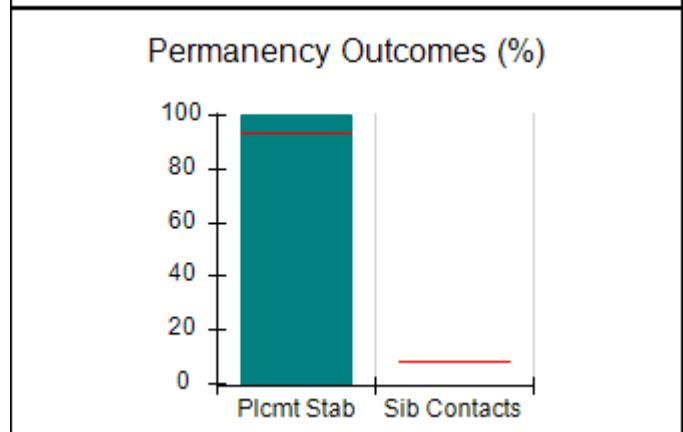
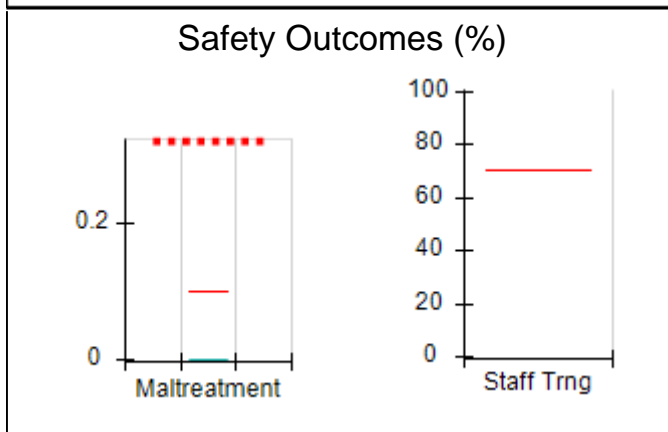
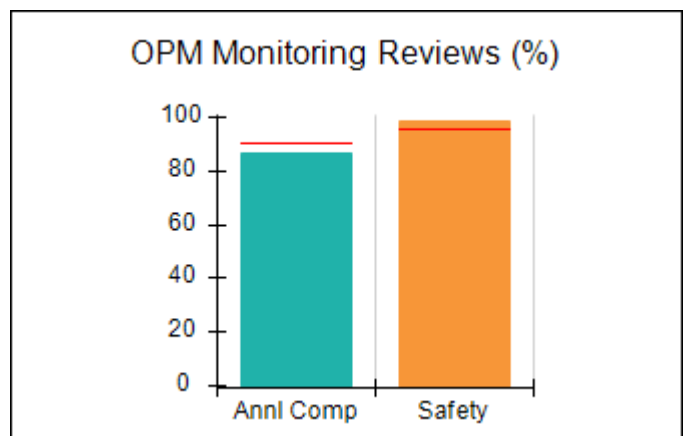
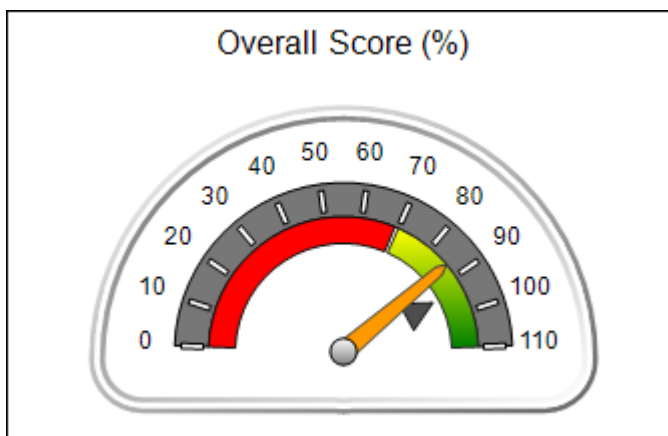
Vendor ID# 117807

Quarterly Scores (Grades)		Current Quarter Score (Grade)
Q1: 75.77 (C)	Q2: 86.13 (B)	86.13% (B)
Q3: 94.93 (A)	Q4: 93.96 (A-)	
Program Census Information:	# Children in Care During Quarter: 16	# Placements During Quarter: 16
		# Children in Care On Last Day: 14

**Quarterly Provider Comparisons to All CCIs**

■■■■■■■■ indicates MalTx Threshold

▼ ————— indicates average for all CCIs





**DHS, DFCS, Office of Provider Management**  
**Performance-Based Placement Measures**  
**RBWO Provider GA+SCORECARD - CCI**  
**Report Quarter: Q2 FY2016**



**Provider/Program Name: AMI Kids Savannah River - (5161) - CCI**

<b>626 Old River Road, Sylvania, GA 30467</b>  <b>Phone: 912-829-5300</b>  <b>Vendor ID# 117807</b>	<b>Quarterly Scores (Grades)</b>		<b>Current Quarter Score (Grade)</b>
	<b>Q1: 75.77 (C)</b>	<b>Q2: 86.13 (B)</b>	<b>86.13%</b> <b>(B)</b>
	<b>Q3: 94.93 (A)</b>	<b>Q4: 93.96 (A-)</b>	

<b>Program Census Information:</b>	<b># Children in Care During Quarter: 16</b>	<b># Placements During Quarter: 16</b>	<b># Children in Care On Last Day: 14</b>
------------------------------------	--	--	---

	<b>Avg Performance All CCIs (%)</b>	<b>Provider Performance (%)*</b>	<b>Possible Points (Weight)</b>	<b>Provider Points Earned</b>
--	-------------------------------------	----------------------------------	---------------------------------	-------------------------------

**OPM Monitoring Reviews**

Annual Comprehensive Reviews	91%	87%	25	21.71
Safety Reviews	96%	99%	15	14.85
<b>Monitoring Sub-Total</b>			<b>40</b>	<b>36.56</b>

**CCI Safety Outcomes**

Incidence of Maltreatment	0.10%	No Substantiated Reports	14	14.00
Staff Training	70%	Not Eligible		
<b>Safety Sub-Total</b>			<b>14</b>	<b>14.00</b>

**CCI Permanency Outcomes**

Placement Stability	94%	100%	20	20.00
Sibling Contacts	8%	None Planned		
<b>Permanency Sub-Total</b>			<b>20</b>	<b>20.00</b>

**CCI Well-Being Outcomes**

EPSDT Medical Visits	91%	100%	4	4.00
EPSDT Dental Visits	88%	80%	4	3.20
Academic Supports	83%	37%	4	1.48
Provider ECEM Visits	81%	30%	7	2.10
Provider General Contacts	77%	5%	7	0.35
<b>Well-Being Sub-Total</b>			<b>26</b>	<b>11.13</b>

\*Performance calculation descriptions can be found in the FY 2016 RBWO PBP Measurements and Standards Guide.

<b>Monitoring &amp; Outcomes: Possible Points = 100</b>		<b>Points Earned = 81.69</b>	
<b>Score Before Incentives Credit</b>			<b>81.69%</b>
<b>Incentives Awarded</b>			<b>7.20 pts</b>
<b>PBP Verification</b>			<b>-2.76 pts</b>
<b>Total Score</b>			<b>86.13%</b>

**Provider/Program Name: AMI Kids Savannah River - (5161) - CCI**



**DHS, DFCS, Office of Provider Management**  
**Performance-Based Placement Measures**  
**RBWO Provider GA+SCORECARD - CCI**



**Report Quarter: Q2 FY2016**

Program Census Information:		# Children in Care During Quarter: 16	# Placements During Quarter: 16	# Children in Care On Last Day: 14
CCI Incentive Credits	Avg Performance All CCIs (Points)	Provider Performance (%)*	Possible Points (Weight)	Provider Points Earned
Early EPSDT Medical Visits		100%	2	2.00
Early EPSDT Dental Visits		57%	2	1.14
Permanency Contacts		0%	5	0.00
Additional Academic Supports		3%	2	0.06
Active Agency Accreditation		0%	4	0.00
Staff Clinical Licensure		0%	5	0.00
Behavior Management (threshold = 0)		100%	4	4.00
<b>Incentives Total</b>	<b>7.95</b>		<b>24</b>	<b>7.20</b>
Maximum total combined incentive credit allowed is 10 points.			<b>Incentives Awarded</b>	<b>7.20</b>
*Performance calculation descriptions can be found in the FY 2016 RBWO PBP Measurements and Standards Guide.				

Child Protective Services Investigations and Dispositions		
The following investigations data, which is not used for scoring but is considered significant to a provider's performance, is from Georgia SHINES and is not considered final or complete until the end of the fiscal year.		
Total Reports:	0	
Number Screened In:	0	
Number Screened Out:	0	
Number Substantiated:	0	
Number Unsubstantiated:	0	
Number Active CPS Investigations:	0	



**DHS, DFCS, Office of Provider Management**  
**Performance-Based Placement Measures**  
**RBWO Provider GA+SCORECARD - CCI**



**Report Quarter: Q2 FY2016**

**Provider/Program Name: Ark Family Counseling Center, The - Ricky Homes/Dallas (569) - CCI**

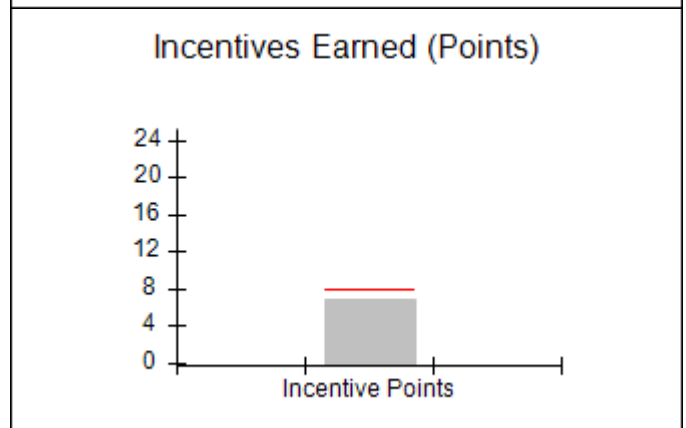
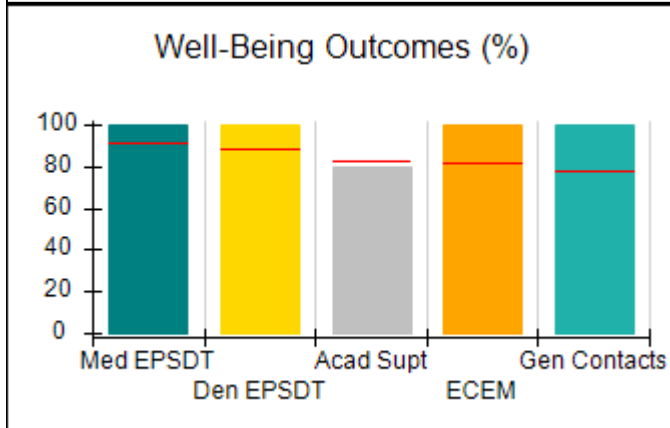
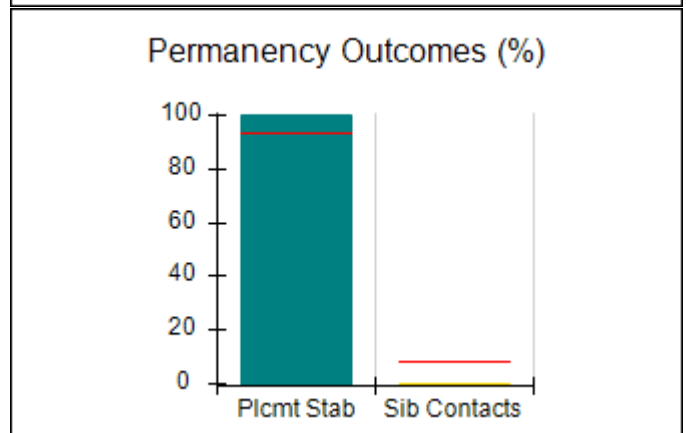
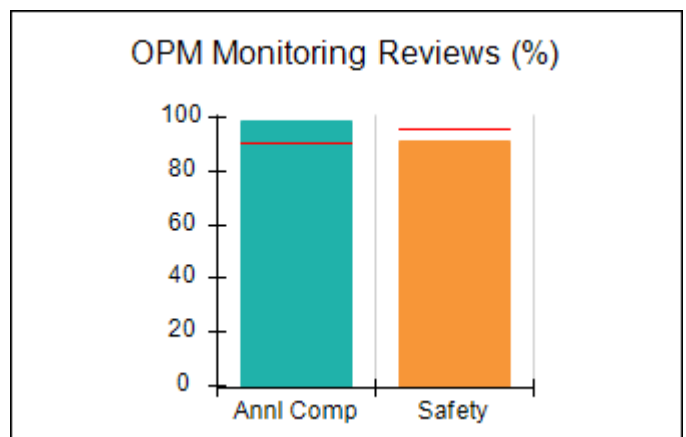
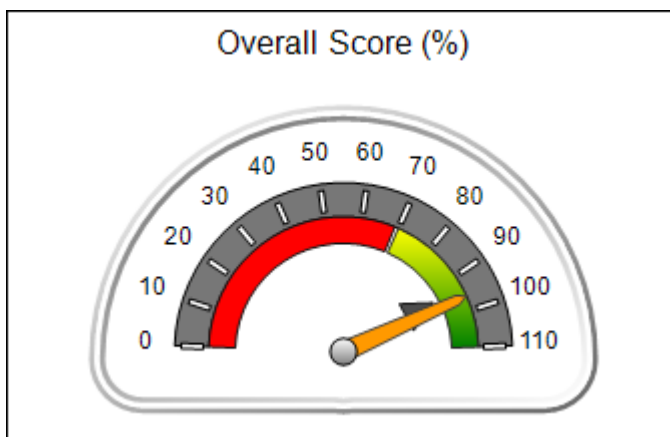
<b>615 Brooks St., Dallas, GA 30157</b>  <b>Phone: 770-593-0913</b>  <b>Vendor ID# 35231</b>	Quarterly Scores (Grades)		Current Quarter Score (Grade)
	Q1: 100.12 (A+)	Q2: 96.08 (A)	<b>96.08%</b>
	Q3: 99.99 (A+)	Q4: 86.76 (B)	<b>(A)</b>

Program Census Information:	# Children in Care During Quarter: 12	# Placements During Quarter: 12	# Children in Care On Last Day: 5
-----------------------------	---------------------------------------	---------------------------------	-----------------------------------

**Quarterly Provider Comparisons to All CCIs**

■■■■■■■■ indicates MalTx Threshold

▼ ————— indicates average for all CCIs





**DHS, DFCS, Office of Provider Management**  
**Performance-Based Placement Measures**  
**RBWO Provider GA+SCORECARD - CCI**



**Report Quarter: Q2 FY2016**

**Provider/Program Name: Ark Family Counseling Center, The - Ricky Homes/Dallas (569) - CCI**

615 Brooks St., Dallas, GA 30157		Quarterly Scores (Grades)		Current Quarter Score (Grade)
Phone: 770-593-0913		Q1: 100.12 (A+)	Q2: 96.08 (A)	96.08%
Vendor ID# 35231		Q3: 99.99 (A+)	Q4: 86.76 (B)	(A)
Program Census Information:		# Children in Care During Quarter: 12	# Placements During Quarter: 12	# Children in Care On Last Day: 5
	Avg Performance All CCIs (%)	Provider Performance (%)*	Possible Points (Weight)	Provider Points Earned
<b>OPM Monitoring Reviews</b>				
Annual Comprehensive Reviews	91%	99%	25	24.72
Safety Reviews	96%	92%	15	13.74
<b>Monitoring Sub-Total</b>			<b>40</b>	<b>38.46</b>
<b>CCI Safety Outcomes</b>				
Incidence of Maltreatment	0.10%	No Substantiated Reports	10	10.00
Staff Training	70%	50%	4	2.00
<b>Safety Sub-Total</b>			<b>14</b>	<b>12.00</b>
<b>CCI Permanency Outcomes</b>				
Placement Stability	94%	100%	15	15.00
Sibling Contacts	8%	0%	5	0.00
<b>Permanency Sub-Total</b>			<b>20</b>	<b>15.00</b>
<b>CCI Well-Being Outcomes</b>				
EPSDT Medical Visits	91%	100%	4	4.00
EPSDT Dental Visits	88%	100%	4	4.00
Academic Supports	83%	80%	4	3.20
Provider ECEM Visits	81%	100%	7	7.00
Provider General Contacts	77%	100%	7	7.00
<b>Well-Being Sub-Total</b>			<b>26</b>	<b>25.20</b>
*Performance calculation descriptions can be found in the FY 2016 RBWO PBP Measurements and Standards Guide.				

<b>Monitoring &amp; Outcomes: Possible Points = 100</b>	<b>Points Earned = 90.66</b>
<b>Score Before Incentives Credit</b>	<b>90.66%</b>
<b>Incentives Awarded</b>	<b>6.76 pts</b>
<b>PBP Verification</b>	<b>-1.34 pts</b>
<b>Total Score</b>	<b>96.08%</b>

**Provider/Program Name: Ark Family Counseling Center, The - Ricky Homes/Dallas (569) - CCI**





**DHS, DFCS, Office of Provider Management**  
**Performance-Based Placement Measures**  
**RBWO Provider GA+SCORECARD - CCI**



**Report Quarter: Q2 FY2016**

Program Census Information:		# Children in Care During Quarter: 12	# Placements During Quarter: 12	# Children in Care On Last Day: 5
CCI Incentive Credits	Avg Performance All CCIs (Points)	Provider Performance (%)*	Possible Points (Weight)	Provider Points Earned
Early EPSDT Medical Visits		100%	2	2.00
Early EPSDT Dental Visits		Not Eligible	2	
Permanency Contacts		0%	5	0.00
Additional Academic Supports		38%	2	0.76
Active Agency Accreditation		0%	4	0.00
Staff Clinical Licensure		0%	5	0.00
Behavior Management (threshold = 0)		100%	4	4.00
<b>Incentives Total</b>	<b>7.95</b>		<b>24</b>	<b>6.76</b>
Maximum total combined incentive credit allowed is 10 points.			<b>Incentives Awarded</b>	<b>6.76</b>

\*Performance calculation descriptions can be found in the FY 2016 RBWO PBP Measurements and Standards Guide.

Child Protective Services Investigations and Dispositions		
The following investigations data, which is not used for scoring but is considered significant to a provider's performance, is from Georgia SHINES and is not considered final or complete until the end of the fiscal year.		
Total Reports:	0	
Number Screened In:	0	
Number Screened Out:	0	
Number Substantiated:	0	
Number Unsubstantiated:	0	
Number Active CPS Investigations:	0	



**DHS, DFCS, Office of Provider Management**  
**Performance-Based Placement Measures**  
**RBWO Provider GA+SCORECARD - CCI**



**Report Quarter: Q2 FY2016**

**Provider/Program Name: Ark Family Counseling Center, The - Ricky Homes/Decatur (571) - CCI**

**2580 S. Hairston Road, Decatur, GA 30035**

**Phone: 770-593-0913**

**Vendor ID# 35229**

**Quarterly Scores (Grades)**

**Current Quarter Score (Grade)**

**Q1: 95.86 (A)**

**Q2: 94.40 (A)**

**94.40%**

**Q3: 95.86 (A)**

**Q4: 93.98 (A-)**

**(A)**

**Program Census Information:**

# Children in Care During  
Quarter: 11

# Placements During  
Quarter: 13

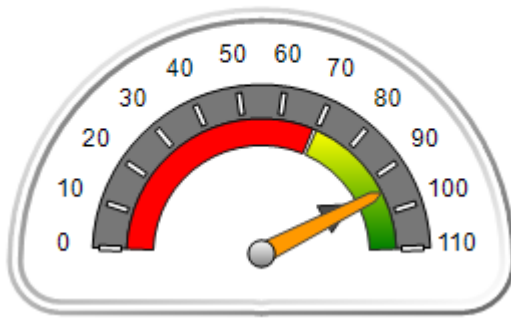
# Children in Care On Last  
Day: 4

**Quarterly Provider Comparisons to All CCIs**

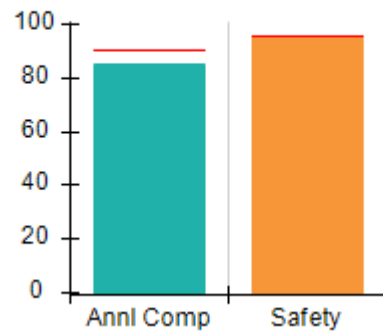
■■■■■■■■ indicates MalTx Threshold

▼ ————— indicates average for all CCIs

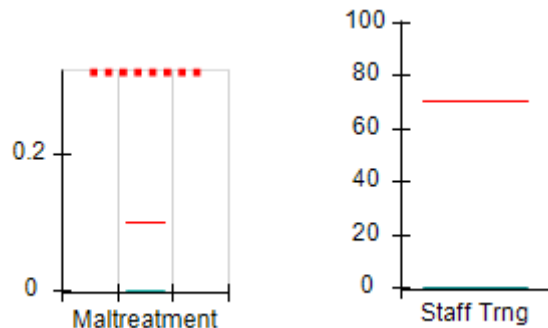
**Overall Score (%)**



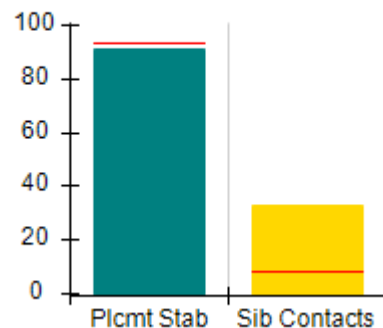
**OPM Monitoring Reviews (%)**



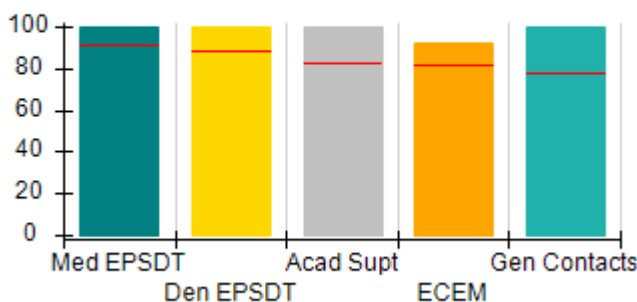
**Safety Outcomes (%)**



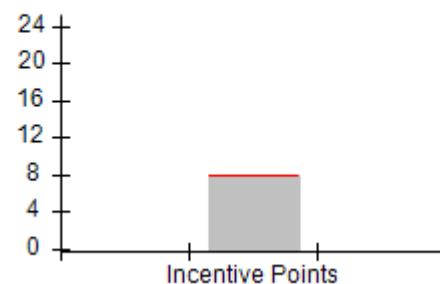
**Permanency Outcomes (%)**



**Well-Being Outcomes (%)**



**Incentives Earned (Points)**





**DHS, DFCS, Office of Provider Management**  
**Performance-Based Placement Measures**  
**RBWO Provider GA+SCORECARD - CCI**



**Report Quarter: Q2 FY2016**

<b>Provider/Program Name: Ark Family Counseling Center, The - Ricky Homes/Decatur (571) - CCI</b>				
<b>2580 S. Hairston Road, Decatur, GA 30035</b>		<b>Quarterly Scores (Grades)</b>		<b>Current Quarter Score (Grade)</b>
<b>Phone: 770-593-0913</b>		<b>Q1: 95.86 (A)</b>	<b>Q2: 94.40 (A)</b>	<b>94.40%</b>
<b>Vendor ID# 35229</b>		<b>Q3: 95.86 (A)</b>	<b>Q4: 93.98 (A-)</b>	<b>(A)</b>
<b>Program Census Information:</b>		<b># Children in Care During Quarter: 11</b>	<b># Placements During Quarter: 13</b>	<b># Children in Care On Last Day: 4</b>
	<b>Avg Performance All CCIs (%)</b>	<b>Provider Performance (%)*</b>	<b>Possible Points (Weight)</b>	<b>Provider Points Earned</b>
<b>OPM Monitoring Reviews</b>				
Annual Comprehensive Reviews	91%	85%	25	21.25
Safety Reviews	96%	96%	15	14.41
<b>Monitoring Sub-Total</b>			<b>40</b>	<b>35.66</b>
<b>CCI Safety Outcomes</b>				
Incidence of Maltreatment	0.10%	No Substantiated Reports	10	10.00
Staff Training	70%	0%	4	0.00
<b>Safety Sub-Total</b>			<b>14</b>	<b>10.00</b>
<b>CCI Permanency Outcomes</b>				
Placement Stability	94%	91%	15	13.65
Sibling Contacts	8%	33%	5	1.65
<b>Permanency Sub-Total</b>			<b>20</b>	<b>15.30</b>
<b>CCI Well-Being Outcomes</b>				
EPSDT Medical Visits	91%	100%	4	4.00
EPSDT Dental Visits	88%	100%	4	4.00
Academic Supports	83%	100%	4	4.00
Provider ECEM Visits	81%	92%	7	6.44
Provider General Contacts	77%	100%	7	7.00
<b>Well-Being Sub-Total</b>			<b>26</b>	<b>25.44</b>
*Performance calculation descriptions can be found in the FY 2016 RBWO PBP Measurements and Standards Guide.				

<b>Monitoring &amp; Outcomes: Possible Points = 100</b>		<b>Points Earned = 86.40</b>	
<b>Score Before Incentives Credit</b>			<b>86.40%</b>
<b>Incentives Awarded</b>			<b>8.00 pts</b>
<b>PBP Verification</b>			<b>N/A pts</b>
<b>Total Score</b>			<b>94.40%</b>

**Provider/Program Name: Ark Family Counseling Center, The - Ricky Homes/Decatur (571) - CCI**



**DHS, DFCS, Office of Provider Management**  
**Performance-Based Placement Measures**  
**RBWO Provider GA+SCORECARD - CCI**



**Report Quarter: Q2 FY2016**

Program Census Information:		# Children in Care During Quarter: 11	# Placements During Quarter: 13	# Children in Care On Last Day: 4
CCI Incentive Credits	Avg Performance All CCIs (Points)	Provider Performance (%)*	Possible Points (Weight)	Provider Points Earned
Early EPSDT Medical Visits		100%	2	2.00
Early EPSDT Dental Visits		100%	2	2.00
Permanency Contacts		None Planned	5	
Additional Academic Supports		0%	2	0.00
Active Agency Accreditation		0%	4	0.00
Staff Clinical Licensure		0%	5	0.00
Behavior Management (threshold = 0)		100%	4	4.00
<b>Incentives Total</b>	<b>7.95</b>		<b>24</b>	<b>8.00</b>
Maximum total combined incentive credit allowed is 10 points.			<b>Incentives Awarded</b>	<b>8.00</b>

\*Performance calculation descriptions can be found in the FY 2016 RBWO PBP Measurements and Standards Guide.

Child Protective Services Investigations and Dispositions		
The following investigations data, which is not used for scoring but is considered significant to a provider's performance, is from Georgia SHINES and is not considered final or complete until the end of the fiscal year.		
Total Reports:	0	
Number Screened In:	0	
Number Screened Out:	0	
Number Substantiated:	0	
Number Unsubstantiated:	0	
Number Active CPS Investigations:	0	



**DHS, DFCS, Office of Provider Management**  
**Performance-Based Placement Measures**  
**RBWO Provider GA+SCORECARD - CCI**



**Report Quarter: Q2 FY2016**

**Provider/Program Name: Ark Family Counseling Center, The - Ricky Homes/Lithonia (591) - CCI**

**3383 Evans Mill Rd., Lithonia, GA 30038**

**Phone: 770-593-0913**

**Vendor ID# 35228**

**Quarterly Scores (Grades)**

**Current Quarter Score (Grade)**

**Q1: 103.52 (A+)**

**Q2: 101.66 (A+)**

**101.66%**

**Q3: 103.27 (A+)**

**Q4: 101.88 (A+)**

**(A+)**

**Program Census Information:**

# Children in Care During  
Quarter: 9

# Placements During  
Quarter: 9

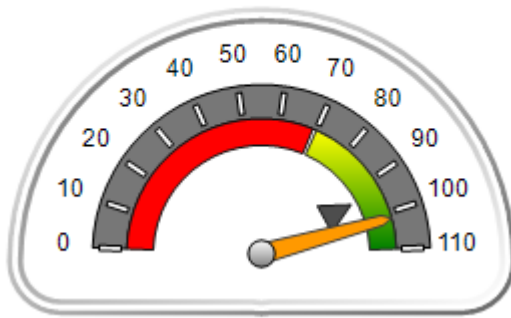
# Children in Care On Last  
Day: 5

**Quarterly Provider Comparisons to All CCIs**

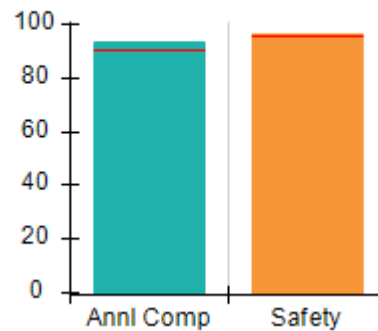
■■■■■■■■ indicates MalTx Threshold

▼ ————— indicates average for all CCIs

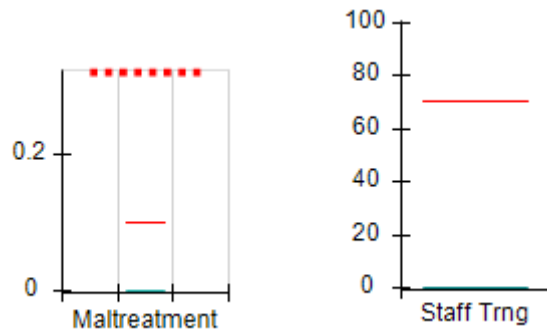
**Overall Score (%)**



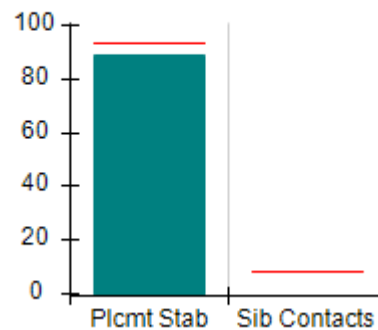
**OPM Monitoring Reviews (%)**



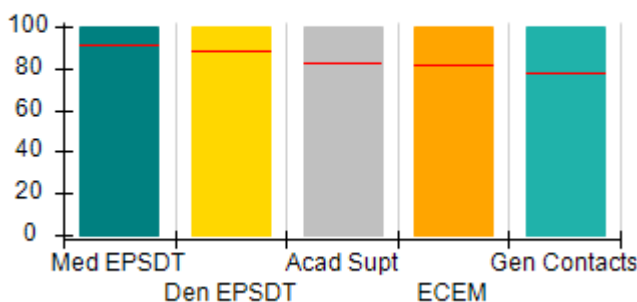
**Safety Outcomes (%)**



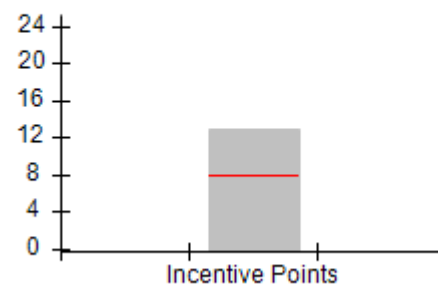
**Permanency Outcomes (%)**



**Well-Being Outcomes (%)**



**Incentives Earned (Points)**





**DHS, DFCS, Office of Provider Management**  
**Performance-Based Placement Measures**  
**RBWO Provider GA+SCORECARD - CCI**



**Report Quarter: Q2 FY2016**

<b>Provider/Program Name: Ark Family Counseling Center, The - Ricky Homes/Lithonia (591) - CCI</b>				
<b>3383 Evans Mill Rd., Lithonia, GA 30038</b>		<b>Quarterly Scores (Grades)</b>		<b>Current Quarter Score (Grade)</b>
<b>Phone: 770-593-0913</b>		<b>Q1: 103.52 (A+)</b>	<b>Q2: 101.66 (A+)</b>	<b>101.66% (A+)</b>
<b>Vendor ID# 35228</b>		<b>Q3: 103.27 (A+)</b>	<b>Q4: 101.88 (A+)</b>	
<b>Program Census Information:</b>		<b># Children in Care During Quarter: 9</b>	<b># Placements During Quarter: 9</b>	<b># Children in Care On Last Day: 5</b>
	<b>Avg Performance All CCIs (%)</b>	<b>Provider Performance (%)*</b>	<b>Possible Points (Weight)</b>	<b>Provider Points Earned</b>
<b>OPM Monitoring Reviews</b>				
Annual Comprehensive Reviews	91%	94%	25	23.42
Safety Reviews	96%	96%	15	14.44
<b>Monitoring Sub-Total</b>			<b>40</b>	<b>37.86</b>
<b>CCI Safety Outcomes</b>				
Incidence of Maltreatment	0.10%	No Substantiated Reports	10	10.00
Staff Training	70%	0%	4	0.00
<b>Safety Sub-Total</b>			<b>14</b>	<b>10.00</b>
<b>CCI Permanency Outcomes</b>				
Placement Stability	94%	89%	20	17.80
Sibling Contacts	8%	None Planned		
<b>Permanency Sub-Total</b>			<b>20</b>	<b>17.80</b>
<b>CCI Well-Being Outcomes</b>				
EPSDT Medical Visits	91%	100%	4	4.00
EPSDT Dental Visits	88%	100%	4	4.00
Academic Supports	83%	100%	4	4.00
Provider ECEM Visits	81%	100%	7	7.00
Provider General Contacts	77%	100%	7	7.00
<b>Well-Being Sub-Total</b>			<b>26</b>	<b>26.00</b>
*Performance calculation descriptions can be found in the FY 2016 RBWO PBP Measurements and Standards Guide.				

<b>Monitoring &amp; Outcomes: Possible Points = 100</b>		<b>Points Earned = 91.66</b>	
<b>Score Before Incentives Credit</b>			<b>91.66%</b>
<b>Incentives Awarded</b>			<b>10.00 pts</b>
<b>PBP Verification</b>			<b>N/A pts</b>
<b>Total Score</b>			<b>101.66%</b>

**Provider/Program Name: Ark Family Counseling Center, The - Ricky Homes/Lithonia (591) - CCI**



**DHS, DFCS, Office of Provider Management**  
**Performance-Based Placement Measures**  
**RBWO Provider GA+SCORECARD - CCI**



**Report Quarter: Q2 FY2016**

Program Census Information:		# Children in Care During Quarter: 9	# Placements During Quarter: 9	# Children in Care On Last Day: 5
CCI Incentive Credits	Avg Performance All CCIs (Points)	Provider Performance (%)*	Possible Points (Weight)	Provider Points Earned
Early EPSDT Medical Visits		100%	2	2.00
Early EPSDT Dental Visits		100%	2	2.00
Permanency Contacts		100%	5	5.00
Additional Academic Supports		0%	2	0.00
Active Agency Accreditation		0%	4	0.00
Staff Clinical Licensure		0%	5	0.00
Behavior Management (threshold = 0)		100%	4	4.00
<b>Incentives Total</b>	<b>7.95</b>		<b>24</b>	<b>13.00</b>
Maximum total combined incentive credit allowed is 10 points.			<b>Incentives Awarded</b>	<b>10.00</b>

\*Performance calculation descriptions can be found in the FY 2016 RBWO PBP Measurements and Standards Guide.

Child Protective Services Investigations and Dispositions		
The following investigations data, which is not used for scoring but is considered significant to a provider's performance, is from Georgia SHINES and is not considered final or complete until the end of the fiscal year.		
Total Reports:	0	
Number Screened In:	0	
Number Screened Out:	0	
Number Substantiated:	0	
Number Unsubstantiated:	0	
Number Active CPS Investigations:	0	





**DHS, DFCS, Office of Provider Management**  
**Performance-Based Placement Measures**  
**RBWO Provider GA+SCORECARD - CCI**



**Report Quarter: Q2 FY2016**

**Provider/Program Name: Ark Family Counseling Center, The - Ricky Homes/Powder Springs (570) - CCI**

**4330 Bridle Ct., Powder Springs, GA 30124**

**Phone: 770-593-0913**

**Vendor ID# 35230**

**Quarterly Scores (Grades)**

**Current Quarter Score (Grade)**

**Q1: 91.73 (A-)**

**Q2: 88.81 (B+)**

**88.81%**

**Q3: 92.11 (A-)**

**Q4: 98.33 (A+)**

**(B+)**

**Program Census Information:**

**# Children in Care During Quarter: 10**

**# Placements During Quarter: 10**

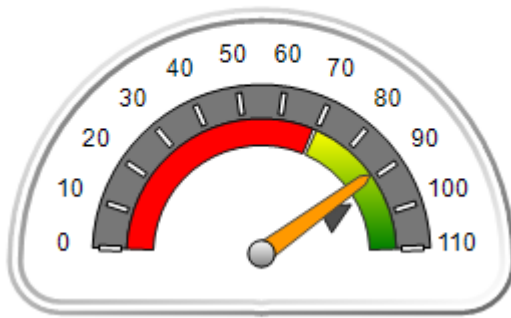
**# Children in Care On Last Day: 4**

**Quarterly Provider Comparisons to All CCIs**

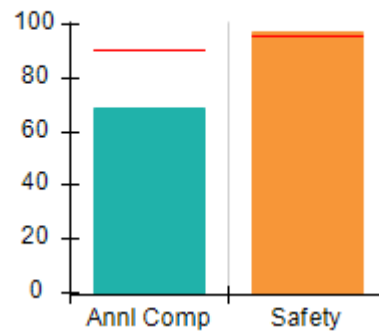
■■■■■■■■ indicates MalTx Threshold

▼ ————— indicates average for all CCIs

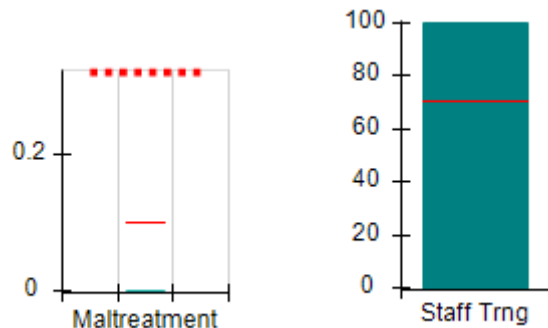
**Overall Score (%)**



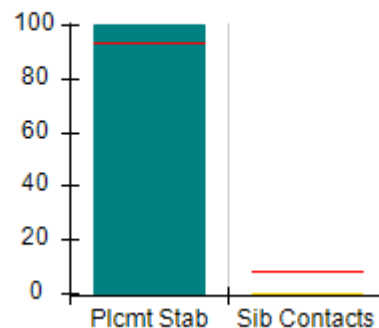
**OPM Monitoring Reviews (%)**



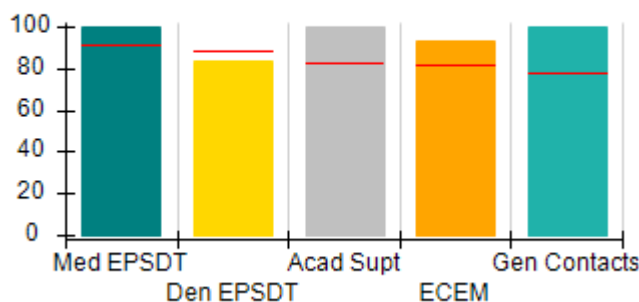
**Safety Outcomes (%)**



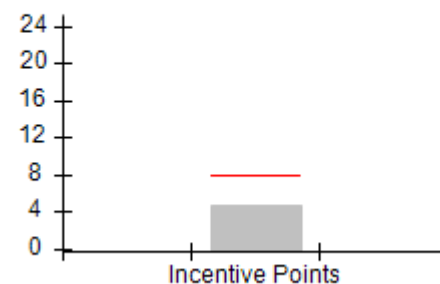
**Permanency Outcomes (%)**



**Well-Being Outcomes (%)**



**Incentives Earned (Points)**





**DHS, DFCS, Office of Provider Management**  
**Performance-Based Placement Measures**  
**RBWO Provider GA+SCORECARD - CCI**



**Report Quarter: Q2 FY2016**

<b>Provider/Program Name: Ark Family Counseling Center, The - Ricky Homes/Powder Springs (570) - CCI</b>				
<b>4330 Bridle Ct., Powder Springs, GA 30124</b>		<b>Quarterly Scores (Grades)</b>		<b>Current Quarter Score (Grade)</b>
<b>Phone: 770-593-0913</b>		<b>Q1: 91.73 (A-)</b>	<b>Q2: 88.81 (B+)</b>	<b>88.81%</b>
<b>Vendor ID# 35230</b>		<b>Q3: 92.11 (A-)</b>	<b>Q4: 98.33 (A+)</b>	<b>(B+)</b>
Program Census Information:		# Children in Care During Quarter: 10	# Placements During Quarter: 10	# Children in Care On Last Day: 4
	<b>Avg Performance All CCIs (%)</b>	<b>Provider Performance (%)*</b>	<b>Possible Points (Weight)</b>	<b>Provider Points Earned</b>
<b>OPM Monitoring Reviews</b>				
Annual Comprehensive Reviews	91%	69%	25	17.17
Safety Reviews	96%	97%	15	14.62
<b>Monitoring Sub-Total</b>			<b>40</b>	<b>31.78</b>
<b>CCI Safety Outcomes</b>				
Incidence of Maltreatment	0.10%	No Substantiated Reports	10	10.00
Staff Training	70%	100%	4	4.00
<b>Safety Sub-Total</b>			<b>14</b>	<b>14.00</b>
<b>CCI Permanency Outcomes</b>				
Placement Stability	94%	100%	15	15.00
Sibling Contacts	8%	0%	5	0.00
<b>Permanency Sub-Total</b>			<b>20</b>	<b>15.00</b>
<b>CCI Well-Being Outcomes</b>				
EPSDT Medical Visits	91%	100%	4	4.00
EPSDT Dental Visits	88%	83%	4	3.32
Academic Supports	83%	100%	4	4.00
Provider ECEM Visits	81%	93%	7	6.51
Provider General Contacts	77%	100%	7	7.00
<b>Well-Being Sub-Total</b>			<b>26</b>	<b>24.83</b>
*Performance calculation descriptions can be found in the FY 2016 RBWO PBP Measurements and Standards Guide.				

<b>Monitoring &amp; Outcomes: Possible Points = 100</b>		<b>Points Earned = 85.61</b>	
<b>Score Before Incentives Credit</b>			<b>85.61%</b>
<b>Incentives Awarded</b>			<b>4.58 pts</b>
<b>PBP Verification</b>			<b>-1.38 pts</b>
<b>Total Score</b>			<b>88.81%</b>

**Provider/Program Name: Ark Family Counseling Center, The - Ricky Homes/Powder Springs (570) - CCI**



**DHS, DFCS, Office of Provider Management**  
**Performance-Based Placement Measures**  
**RBWO Provider GA+SCORECARD - CCI**



**Report Quarter: Q2 FY2016**

Program Census Information:		# Children in Care During Quarter: 10	# Placements During Quarter: 10	# Children in Care On Last Day: 4
CCI Incentive Credits	Avg Performance All CCIs (Points)	Provider Performance (%)*	Possible Points (Weight)	Provider Points Earned
Early EPSDT Medical Visits		Not Eligible	2	
Early EPSDT Dental Visits		0%	2	0.00
Permanency Contacts		None Planned	5	
Additional Academic Supports		29%	2	0.58
Active Agency Accreditation		0%	4	0.00
Staff Clinical Licensure		0%	5	0.00
Behavior Management (threshold = 0)		100%	4	4.00
<b>Incentives Total</b>	<b>7.95</b>		<b>24</b>	<b>4.58</b>
Maximum total combined incentive credit allowed is 10 points.			<b>Incentives Awarded</b>	<b>4.58</b>

\*Performance calculation descriptions can be found in the FY 2016 RBWO PBP Measurements and Standards Guide.

Child Protective Services Investigations and Dispositions		
The following investigations data, which is not used for scoring but is considered significant to a provider's performance, is from Georgia SHINES and is not considered final or complete until the end of the fiscal year.		
Total Reports:	0	
Number Screened In:	0	
Number Screened Out:	0	
Number Substantiated:	0	
Number Unsubstantiated:	0	
Number Active CPS Investigations:	0	



**DHS, DFCS, Office of Provider Management**  
**Performance-Based Placement Measures**  
**RBWO Provider GA+SCORECARD - CCI**  
**Report Quarter: Q2 FY2016**



**Provider/Program Name: Bald Ridge Lodge, Inc. - Bald Ridge Lodge (4124) - CCI**

**775 Lanier 400 Pkwy, Cumming, GA 30040**

**Phone: 770-887-1220**

**Vendor ID# 79175**

**Quarterly Scores (Grades)**

**Q1: 99.13 (A+)**

**Q2: 96.16 (A)**

**Q3: 95.15 (A)**

**Q4: 94.56 (A)**

**Current Quarter Score (Grade)**

**96.16%**

**(A)**

**Program Census Information:**

**# Children in Care During Quarter: 7**

**# Placements During Quarter: 7**

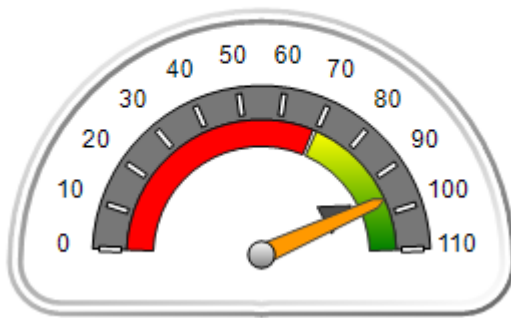
**# Children in Care On Last Day: 4**

**Quarterly Provider Comparisons to All CCIs**

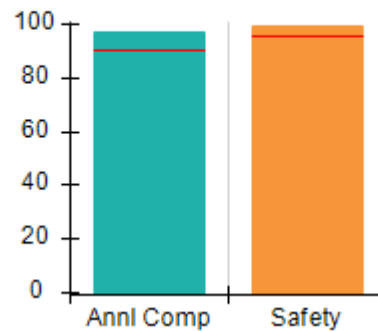
■■■■■■■■ indicates MalTx Threshold

▼ ————— indicates average for all CCIs

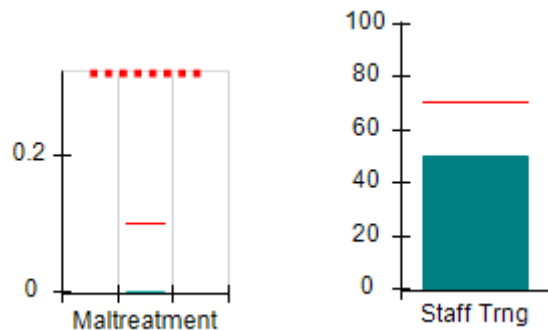
**Overall Score (%)**



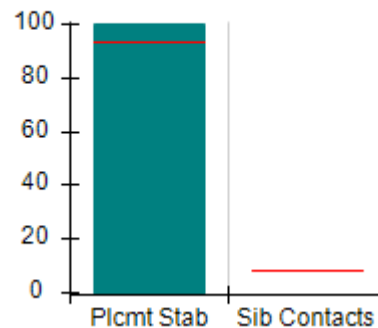
**OPM Monitoring Reviews (%)**



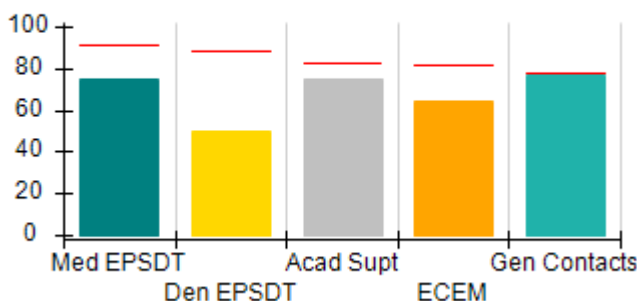
**Safety Outcomes (%)**



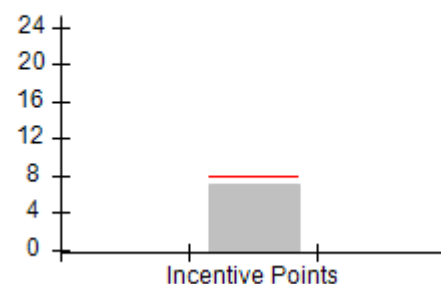
**Permanency Outcomes (%)**



**Well-Being Outcomes (%)**



**Incentives Earned (Points)**





**DHS, DFCS, Office of Provider Management**  
**Performance-Based Placement Measures**  
**RBWO Provider GA+SCORECARD - CCI**



**Report Quarter: Q2 FY2016**

<b>Provider/Program Name: Bald Ridge Lodge, Inc. - Bald Ridge Lodge (4124) - CCI</b>				
<b>775 Lanier 400 Pkwy, Cumming, GA 30040</b>		<b>Quarterly Scores (Grades)</b>		<b>Current Quarter Score (Grade)</b>
<b>Phone: 770-887-1220</b>		<b>Q1: 99.13 (A+)</b>	<b>Q2: 96.16 (A)</b>	<b>96.16%</b>
<b>Vendor ID# 79175</b>		<b>Q3: 95.15 (A)</b>	<b>Q4: 94.56 (A)</b>	<b>(A)</b>
<b>Program Census Information:</b>		<b># Children in Care During Quarter: 7</b>	<b># Placements During Quarter: 7</b>	<b># Children in Care On Last Day: 4</b>
	<b>Avg Performance All CCIs (%)</b>	<b>Provider Performance (%)*</b>	<b>Possible Points (Weight)</b>	<b>Provider Points Earned</b>
<b>OPM Monitoring Reviews</b>				
Annual Comprehensive Reviews	91%	98%	25	24.42
Safety Reviews	96%	99%	15	14.92
<b>Monitoring Sub-Total</b>			<b>40</b>	<b>39.33</b>
<b>CCI Safety Outcomes</b>				
Incidence of Maltreatment	0.10%	No Substantiated Reports	10	10.00
Staff Training	70%	50%	4	2.00
<b>Safety Sub-Total</b>			<b>14</b>	<b>12.00</b>
<b>CCI Permanency Outcomes</b>				
Placement Stability	94%	100%	20	20.00
Sibling Contacts	8%	None Planned		
<b>Permanency Sub-Total</b>			<b>20</b>	<b>20.00</b>
<b>CCI Well-Being Outcomes</b>				
EPSDT Medical Visits	91%	75%	4	3.00
EPSDT Dental Visits	88%	50%	4	2.00
Academic Supports	83%	75%	4	3.00
Provider ECEM Visits	81%	64%	7	4.48
Provider General Contacts	77%	77%	7	5.39
<b>Well-Being Sub-Total</b>			<b>26</b>	<b>17.87</b>
*Performance calculation descriptions can be found in the FY 2016 RBWO PBP Measurements and Standards Guide.				

<b>Monitoring &amp; Outcomes: Possible Points = 100</b>		<b>Points Earned = 89.20</b>	
<b>Score Before Incentives Credit</b>		<b>89.20%</b>	
<b>Incentives Awarded</b>		<b>6.96 pts</b>	
<b>PBP Verification</b>		<b>N/A pts</b>	
<b>Total Score</b>		<b>96.16%</b>	

**Provider/Program Name: Bald Ridge Lodge, Inc. - Bald Ridge Lodge (4124) - CCI**



**DHS, DFCS, Office of Provider Management**  
**Performance-Based Placement Measures**  
**RBWO Provider GA+SCORECARD - CCI**



**Report Quarter: Q2 FY2016**

Program Census Information:		# Children in Care During Quarter: 7	# Placements During Quarter: 7	# Children in Care On Last Day: 4
CCI Incentive Credits	Avg Performance All CCIs (Points)	Provider Performance (%)*	Possible Points (Weight)	Provider Points Earned
Early EPSDT Medical Visits		50%	2	1.00
Early EPSDT Dental Visits		33%	2	0.66
Permanency Contacts		None Planned	5	
Additional Academic Supports		40%	2	0.80
Active Agency Accreditation		0%	4	0.00
Staff Clinical Licensure		10%	5	0.50
Behavior Management (threshold = 0)		100%	4	4.00
<b>Incentives Total</b>	<b>7.95</b>		<b>24</b>	<b>6.96</b>
Maximum total combined incentive credit allowed is 10 points.			<b>Incentives Awarded</b>	<b>6.96</b>

\*Performance calculation descriptions can be found in the FY 2016 RBWO PBP Measurements and Standards Guide.

Child Protective Services Investigations and Dispositions		
The following investigations data, which is not used for scoring but is considered significant to a provider's performance, is from Georgia SHINES and is not considered final or complete until the end of the fiscal year.		
Total Reports:	0	
Number Screened In:	0	
Number Screened Out:	0	
Number Substantiated:	0	
Number Unsubstantiated:	0	
Number Active CPS Investigations:	0	



**DHS, DFCS, Office of Provider Management**  
**Performance-Based Placement Measures**  
**RBWO Provider GA+SCORECARD - CCI**  
**Report Quarter: Q2 FY2016**



**Provider/Program Name: Beth-Ester Ministries - dba Restoration House 1 (817) - CCI**

**53 Poplar St., Newnan, GA 30263**

**Phone: 678-423-4193**

**Vendor ID# 35246**

**Quarterly Scores (Grades)**

**Current Quarter Score (Grade)**

**Q1: 98.37 (A+)**

**Q2: 87.13 (B+)**

**87.13%**

**Q3: 90.85 (A-)**

**Q4: 96.59 (A)**

**(B+)**

**Program Census Information:**

**# Children in Care During Quarter: 8**

**# Placements During Quarter: 8**

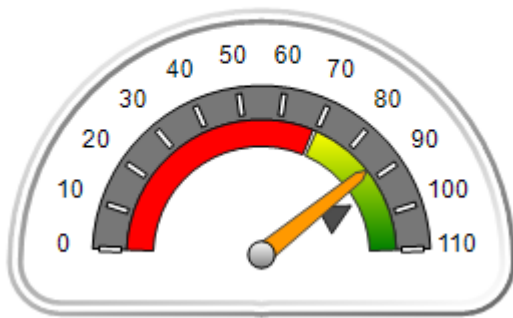
**# Children in Care On Last Day: 6**

**Quarterly Provider Comparisons to All CCIs**

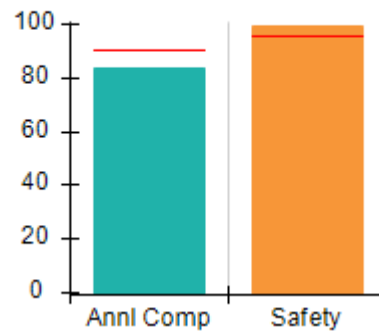
■■■■■■■■ indicates MalTx Threshold

▼ ————— indicates average for all CCIs

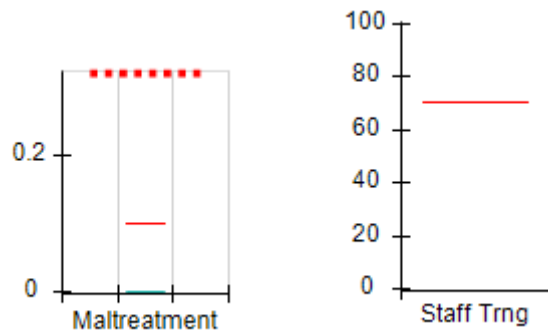
**Overall Score (%)**



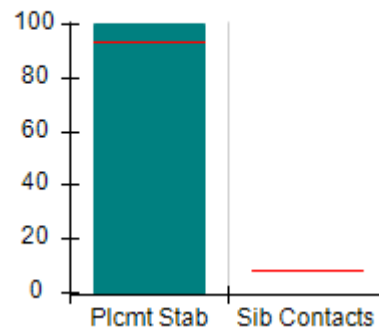
**OPM Monitoring Reviews (%)**



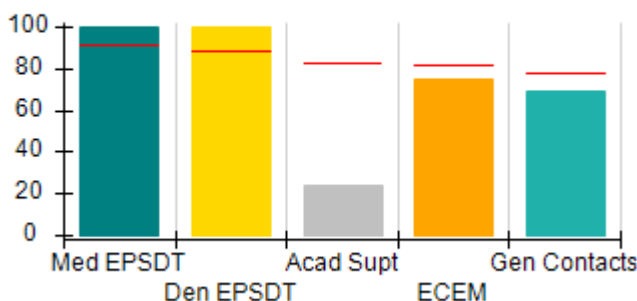
**Safety Outcomes (%)**



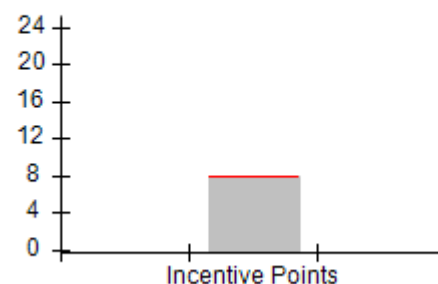
**Permanency Outcomes (%)**



**Well-Being Outcomes (%)**



**Incentives Earned (Points)**





**DHS, DFCS, Office of Provider Management**  
**Performance-Based Placement Measures**  
**RBWO Provider GA+SCORECARD - CCI**  
**Report Quarter: Q2 FY2016**



Provider/Program Name: Beth-Ester Ministries - dba Restoration House 1 (817) - CCI				
53 Poplar St., Newnan, GA 30263		Quarterly Scores (Grades)		Current Quarter Score (Grade)
Phone: 678-423-4193		Q1: 98.37 (A+)	Q2: 87.13 (B+)	<b>87.13%</b> <b>(B+)</b>
Vendor ID# 35246		Q3: 90.85 (A-)	Q4: 96.59 (A)	
Program Census Information:		# Children in Care During Quarter: 8	# Placements During Quarter: 8	# Children in Care On Last Day: 6
	Avg Performance All CCIs (%)	Provider Performance (%)*	Possible Points (Weight)	Provider Points Earned
<b>OPM Monitoring Reviews</b>				
Annual Comprehensive Reviews	91%	84%	25	21.00
Safety Reviews	96%	99%	15	14.89
<b>Monitoring Sub-Total</b>			<b>40</b>	<b>35.89</b>
<b>CCI Safety Outcomes</b>				
Incidence of Maltreatment	0.10%	No Substantiated Reports	14	14.00
Staff Training	70%	Not Eligible		
<b>Safety Sub-Total</b>			<b>14</b>	<b>14.00</b>
<b>CCI Permanency Outcomes</b>				
Placement Stability	94%	100%	20	20.00
Sibling Contacts	8%	None Planned		
<b>Permanency Sub-Total</b>			<b>20</b>	<b>20.00</b>
<b>CCI Well-Being Outcomes</b>				
EPSDT Medical Visits	91%	100%	4	4.00
EPSDT Dental Visits	88%	100%	4	4.00
Academic Supports	83%	24%	4	0.96
Provider ECEM Visits	81%	75%	7	5.25
Provider General Contacts	77%	69%	7	4.83
<b>Well-Being Sub-Total</b>			<b>26</b>	<b>19.04</b>
*Performance calculation descriptions can be found in the FY 2016 RBWO PBP Measurements and Standards Guide.				

<b>Monitoring &amp; Outcomes: Possible Points = 100</b>	<b>Points Earned = 88.93</b>
<b>Score Before Incentives Credit</b>	<b>88.93%</b>
<b>Incentives Awarded</b>	<b>8.00 pts</b>
<b>PBP Verification</b>	<b>-9.80 pts</b>
<b>Total Score</b>	<b>87.13%</b>

**Provider/Program Name: Beth-Ester Ministries - dba Restoration House 1 (817) - CCI**





**DHS, DFCS, Office of Provider Management**  
**Performance-Based Placement Measures**  
**RBWO Provider GA+SCORECARD - CCI**



**Report Quarter: Q2 FY2016**

Program Census Information:		# Children in Care During Quarter: 8	# Placements During Quarter: 8	# Children in Care On Last Day: 6
CCI Incentive Credits	Avg Performance All CCIs (Points)	Provider Performance (%)*	Possible Points (Weight)	Provider Points Earned
Early EPSDT Medical Visits		100%	2	2.00
Early EPSDT Dental Visits		100%	2	2.00
Permanency Contacts		None Planned	5	
Additional Academic Supports		0%	2	0.00
Active Agency Accreditation		0%	4	0.00
Staff Clinical Licensure		0%	5	0.00
Behavior Management (threshold = 0)		100%	4	4.00
<b>Incentives Total</b>	<b>7.95</b>		<b>24</b>	<b>8.00</b>
Maximum total combined incentive credit allowed is 10 points.			<b>Incentives Awarded</b>	<b>8.00</b>
*Performance calculation descriptions can be found in the FY 2016 RBWO PBP Measurements and Standards Guide.				

### Child Protective Services Investigations and Dispositions

The following investigations data, which is not used for scoring but is considered significant to a provider's performance, is from Georgia SHINES and is not considered final or complete until the end of the fiscal year.

Total Reports:	0
Number Screened In:	0
Number Screened Out:	0
Number Substantiated:	0
Number Unsubstantiated:	0
Number Active CPS Investigations:	0



**DHS, DFCS, Office of Provider Management**  
**Performance-Based Placement Measures**  
**RBWO Provider GA+SCORECARD - CCI**  
**Report Quarter: Q2 FY2016**



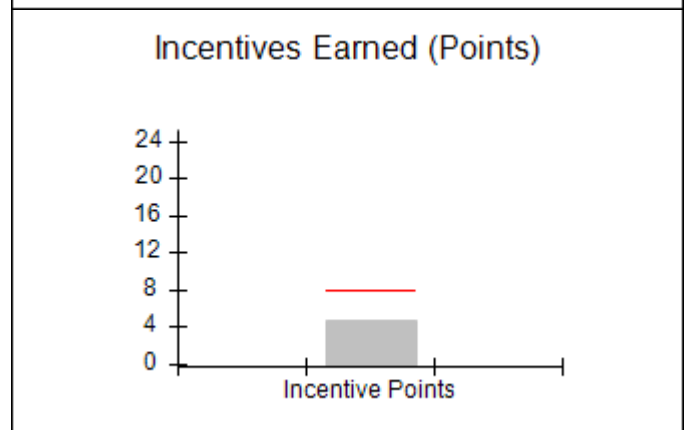
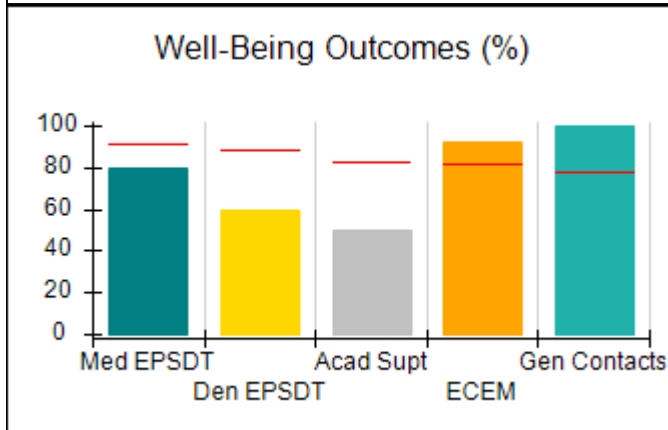
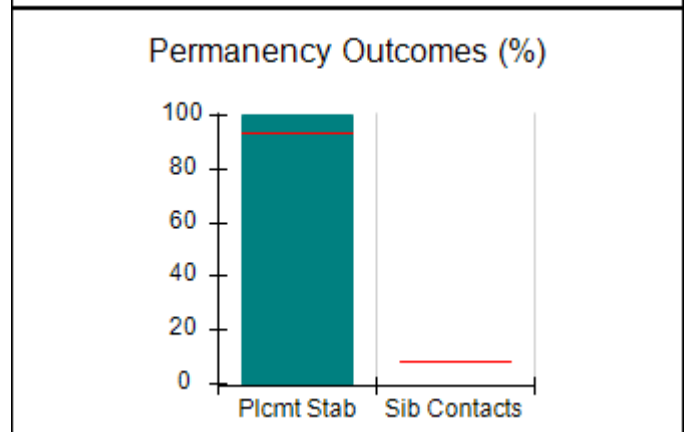
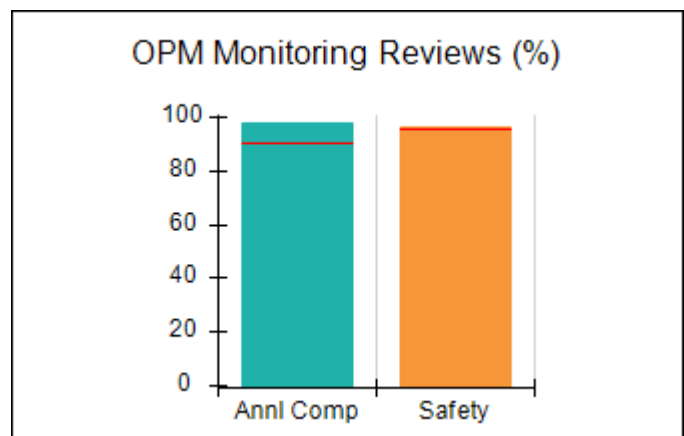
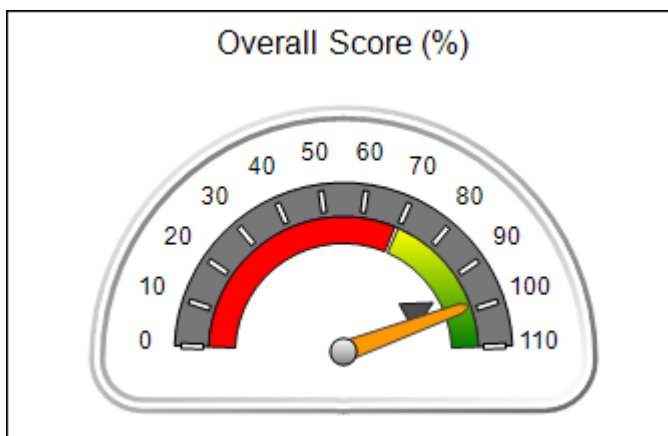
**Provider/Program Name: Broken Shackle Ranch - (576) - CCI**

<b>1542 Francis Bridge Rd., Davisboro, GA 31018</b>  <b>Phone: 478-348-6555</b>  <b>Vendor ID# 35252</b>	Quarterly Scores (Grades)		Current Quarter Score (Grade)
	Q1: 102.66 (A+)	Q2: 98.67 (A+)	<b>98.67%</b> <b>(A+)</b>
	Q3: 100.97 (A+)	Q4: 95.80 (A)	
Program Census Information:	# Children in Care During Quarter: 5	# Placements During Quarter: 5	# Children in Care On Last Day: 3

**Quarterly Provider Comparisons to All CCIs**

■■■■■■■■ indicates MalTx Threshold

▼ ————— indicates average for all CCIs





**DHS, DFCS, Office of Provider Management**  
**Performance-Based Placement Measures**  
**RBWO Provider GA+SCORECARD - CCI**  
**Report Quarter: Q2 FY2016**



**Provider/Program Name: Broken Shackle Ranch - (576) - CCI**

<b>1542 Francis Bridge Rd., Davisboro, GA 31018</b>  <b>Phone: 478-348-6555</b>  <b>Vendor ID# 35252</b>	<b>Quarterly Scores (Grades)</b>		<b>Current Quarter Score (Grade)</b>
	<b>Q1: 102.66 (A+)</b>	<b>Q2: 98.67 (A+)</b>	<b>98.67%</b>
	<b>Q3: 100.97 (A+)</b>	<b>Q4: 95.80 (A)</b>	<b>(A+)</b>

Program Census Information:	# Children in Care During Quarter: 5	# Placements During Quarter: 5	# Children in Care On Last Day: 3
-----------------------------	--------------------------------------	--------------------------------	-----------------------------------

	<b>Avg Performance All CCIs (%)</b>	<b>Provider Performance (%)*</b>	<b>Possible Points (Weight)</b>	<b>Provider Points Earned</b>
--	-------------------------------------	----------------------------------	---------------------------------	-------------------------------

**OPM Monitoring Reviews**

Annual Comprehensive Reviews	91%	98%	25	24.50
Safety Reviews	96%	96%	15	14.47
<b>Monitoring Sub-Total</b>			<b>40</b>	<b>38.97</b>

**CCI Safety Outcomes**

Incidence of Maltreatment	0.10%	No Substantiated Reports	10	10.00
Staff Training	70%	100%	4	4.00
<b>Safety Sub-Total</b>			<b>14</b>	<b>14.00</b>

**CCI Permanency Outcomes**

Placement Stability	94%	100%	20	20.00
Sibling Contacts	8%	None Planned		
<b>Permanency Sub-Total</b>			<b>20</b>	<b>20.00</b>

**CCI Well-Being Outcomes**

EPSDT Medical Visits	91%	80%	4	3.20
EPSDT Dental Visits	88%	60%	4	2.40
Academic Supports	83%	50%	4	2.00
Provider ECEM Visits	81%	92%	7	6.44
Provider General Contacts	77%	100%	7	7.00
<b>Well-Being Sub-Total</b>			<b>26</b>	<b>21.04</b>

\*Performance calculation descriptions can be found in the FY 2016 RBWO PBP Measurements and Standards Guide.

<b>Monitoring &amp; Outcomes: Possible Points = 100</b>		<b>Points Earned = 94.01</b>	
<b>Score Before Incentives Credit</b>		<b>94.01%</b>	
<b>Incentives Awarded</b>		<b>4.66 pts</b>	
<b>PBP Verification</b>		<b>N/A pts</b>	
<b>Total Score</b>		<b>98.67%</b>	

**Provider/Program Name: Broken Shackle Ranch - (576) - CCI**



**DHS, DFCS, Office of Provider Management**  
**Performance-Based Placement Measures**  
**RBWO Provider GA+SCORECARD - CCI**



**Report Quarter: Q2 FY2016**

Program Census Information:		# Children in Care During Quarter: 5	# Placements During Quarter: 5	# Children in Care On Last Day: 3
CCI Incentive Credits	Avg Performance All CCIs (Points)	Provider Performance (%)*	Possible Points (Weight)	Provider Points Earned
Early EPSDT Medical Visits		0%	2	0.00
Early EPSDT Dental Visits		33%	2	0.66
Permanency Contacts		None Planned	5	
Additional Academic Supports		0%	2	0.00
Active Agency Accreditation		0%	4	0.00
Staff Clinical Licensure		0%	5	0.00
Behavior Management (threshold = 0)		100%	4	4.00
<b>Incentives Total</b>	<b>7.95</b>		<b>24</b>	<b>4.66</b>
Maximum total combined incentive credit allowed is 10 points.			<b>Incentives Awarded</b>	<b>4.66</b>

\*Performance calculation descriptions can be found in the FY 2016 RBWO PBP Measurements and Standards Guide.

Child Protective Services Investigations and Dispositions		
The following investigations data, which is not used for scoring but is considered significant to a provider's performance, is from Georgia SHINES and is not considered final or complete until the end of the fiscal year.		
Total Reports:	0	
Number Screened In:	0	
Number Screened Out:	0	
Number Substantiated:	0	
Number Unsubstantiated:	0	
Number Active CPS Investigations:	0	



**DHS, DFCS, Office of Provider Management**  
**Performance-Based Placement Measures**  
**RBWO Provider GA+SCORECARD - CCI**  
**Report Quarter: Q2 FY2016**



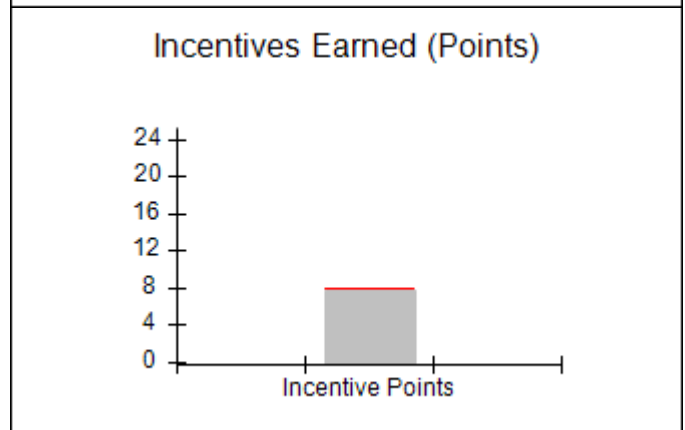
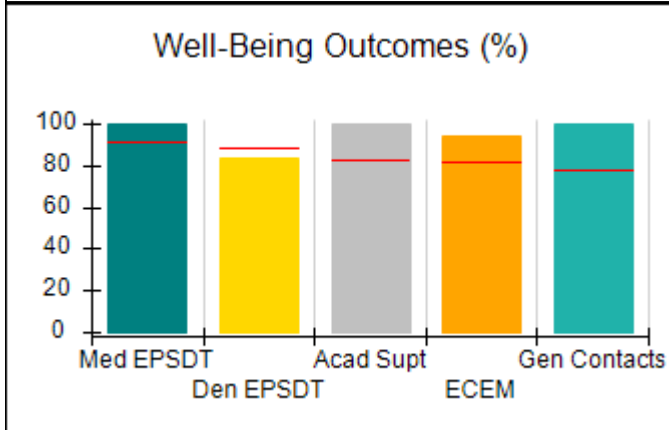
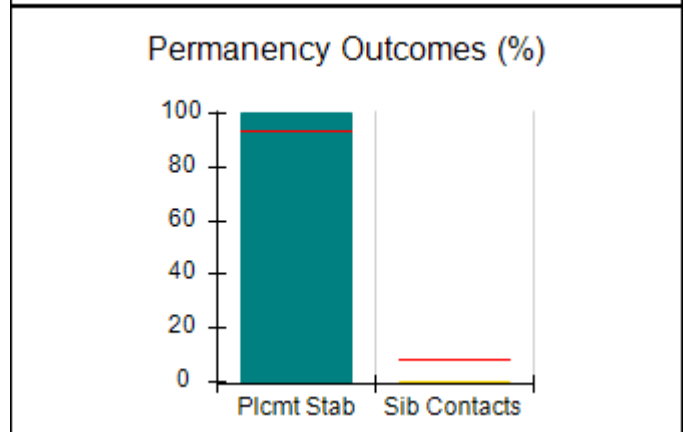
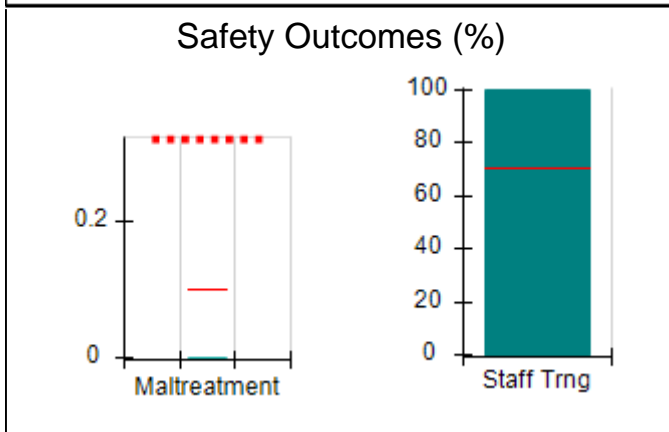
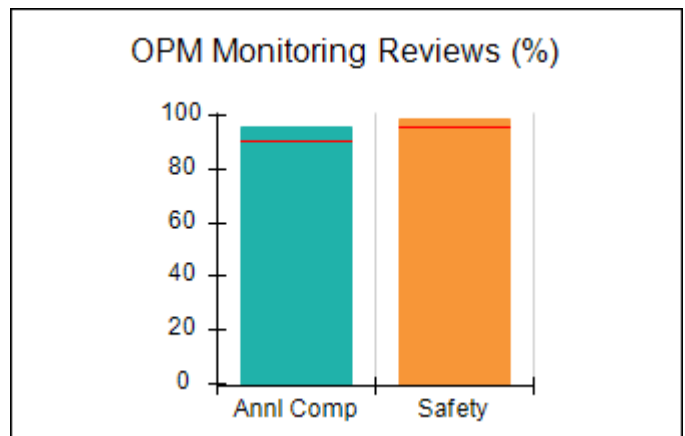
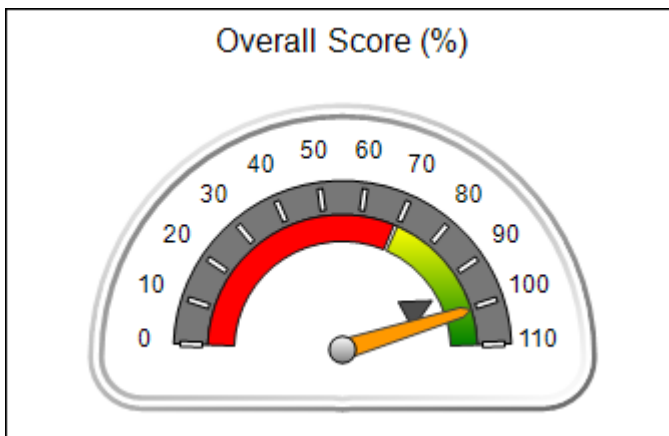
**Provider/Program Name: Caring and Sharing Home for Boys - (5191) - CCI**

<b>1769 Brook Run Drive, Register, GA 30452</b>  <b>Phone: 912-852-7545</b>  <b>Vendor ID# 125316</b>	Quarterly Scores (Grades)		Current Quarter Score (Grade)
	Q1: 95.25 (A)	Q2: 100.43 (A+)	<b>100.43%</b> <b>(A+)</b>
	Q3: 98.54 (A+)	Q4: 95.43 (A)	
Program Census Information:	# Children in Care During Quarter: 7	# Placements During Quarter: 7	# Children in Care On Last Day: 6

**Quarterly Provider Comparisons to All CCIs**

■■■■■■■■ indicates MalTx Threshold

▼ ————— indicates average for all CCIs





DHS, DFCS, Office of Provider Management  
**Performance-Based Placement Measures**  
**RBWO Provider GA+SCORECARD - CCI**  
 Report Quarter: Q2 FY2016



**Provider/Program Name: Caring and Sharing Home for Boys - (5191) - CCI**

1769 Brook Run Drive, Register, GA 30452  Phone: 912-852-7545  Vendor ID# 125316	Quarterly Scores (Grades)		Current Quarter Score (Grade)
	Q1: 95.25 (A)	Q2: 100.43 (A+)	<b>100.43%</b> <b>(A+)</b>
	Q3: 98.54 (A+)	Q4: 95.43 (A)	

Program Census Information:	# Children in Care During Quarter: 7	# Placements During Quarter: 7	# Children in Care On Last Day: 6
-----------------------------	--------------------------------------	--------------------------------	-----------------------------------

	Avg Performance All CCIs (%)	Provider Performance (%)*	Possible Points (Weight)	Provider Points Earned
--	------------------------------	---------------------------	--------------------------	------------------------

**OPM Monitoring Reviews**

Annual Comprehensive Reviews	91%	96%	25	23.92
Safety Reviews	96%	99%	15	14.88
<b>Monitoring Sub-Total</b>			<b>40</b>	<b>38.79</b>

**CCI Safety Outcomes**

Incidence of Maltreatment	0.10%	No Substantiated Reports	10	10.00
Staff Training	70%	100%	4	4.00
<b>Safety Sub-Total</b>			<b>14</b>	<b>14.00</b>

**CCI Permanency Outcomes**

Placement Stability	94%	100%	15	15.00
Sibling Contacts	8%	0%	5	0.00
<b>Permanency Sub-Total</b>			<b>20</b>	<b>15.00</b>

**CCI Well-Being Outcomes**

EPSDT Medical Visits	91%	100%	4	4.00
EPSDT Dental Visits	88%	83%	4	3.32
Academic Supports	83%	100%	4	4.00
Provider ECEM Visits	81%	94%	7	6.58
Provider General Contacts	77%	100%	7	7.00
<b>Well-Being Sub-Total</b>			<b>26</b>	<b>24.90</b>

\*Performance calculation descriptions can be found in the FY 2016 RBWO PBP Measurements and Standards Guide.

<b>Monitoring &amp; Outcomes: Possible Points = 100</b>	<b>Points Earned = 92.69</b>
<b>Score Before Incentives Credit</b>	<b>92.69%</b>
<b>Incentives Awarded</b>	<b>7.74 pts</b>
<b>PBP Verification</b>	<b>N/A pts</b>
<b>Total Score</b>	<b>100.43%</b>

**Provider/Program Name: Caring and Sharing Home for Boys - (5191) - CCI**



**DHS, DFCS, Office of Provider Management**  
**Performance-Based Placement Measures**  
**RBWO Provider GA+SCORECARD - CCI**



**Report Quarter: Q2 FY2016**

Program Census Information:		# Children in Care During Quarter: 7	# Placements During Quarter: 7	# Children in Care On Last Day: 6
CCI Incentive Credits	Avg Performance All CCIs (Points)	Provider Performance (%)*	Possible Points (Weight)	Provider Points Earned
Early EPSDT Medical Visits		100%	2	2.00
Early EPSDT Dental Visits		67%	2	1.34
Permanency Contacts		0%	5	0.00
Additional Academic Supports		20%	2	0.40
Active Agency Accreditation		0%	4	0.00
Staff Clinical Licensure		0%	5	0.00
Behavior Management (threshold = 0)		100%	4	4.00
<b>Incentives Total</b>	<b>7.95</b>		<b>24</b>	<b>7.74</b>
Maximum total combined incentive credit allowed is 10 points.			<b>Incentives Awarded</b>	<b>7.74</b>

\*Performance calculation descriptions can be found in the FY 2016 RBWO PBP Measurements and Standards Guide.

Child Protective Services Investigations and Dispositions		
The following investigations data, which is not used for scoring but is considered significant to a provider's performance, is from Georgia SHINES and is not considered final or complete until the end of the fiscal year.		
Total Reports:	0	
Number Screened In:	0	
Number Screened Out:	0	
Number Substantiated:	0	
Number Unsubstantiated:	2	
Number Active CPS Investigations:	-2	



**DHS, DFCS, Office of Provider Management**  
**Performance-Based Placement Measures**  
**RBWO Provider GA+SCORECARD - CCI**



**Report Quarter: Q2 FY2016**

**Provider/Program Name: Carl Malone Foundation, Inc. - Mercy's Door I (993) - CCI**

2281 Dawnville Beaverdale Rd., Dalton, GA 30721

Phone: 706-270-5821

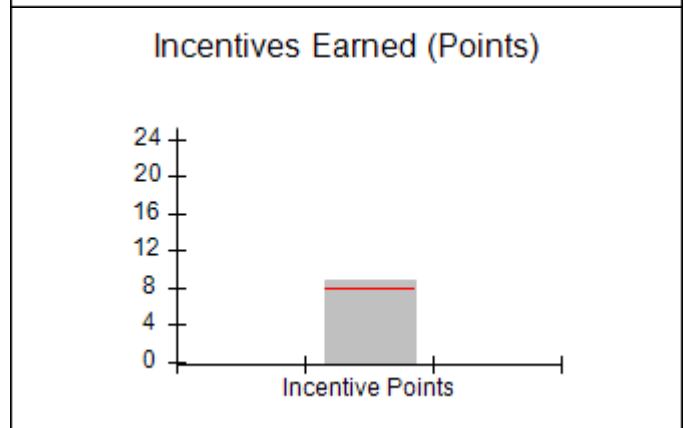
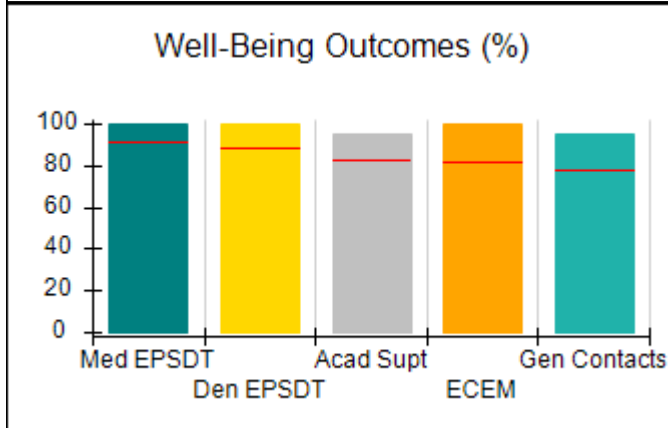
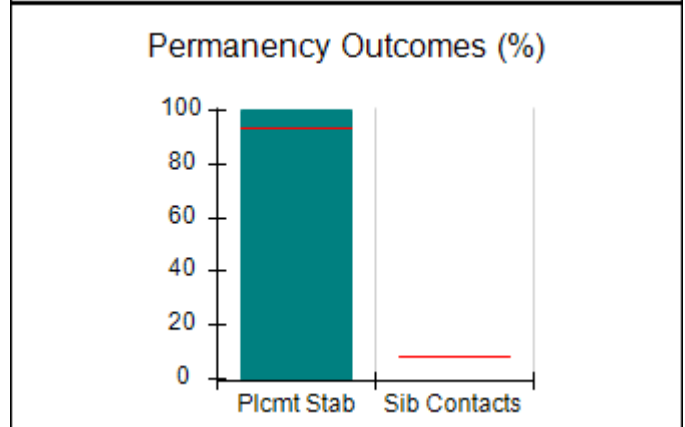
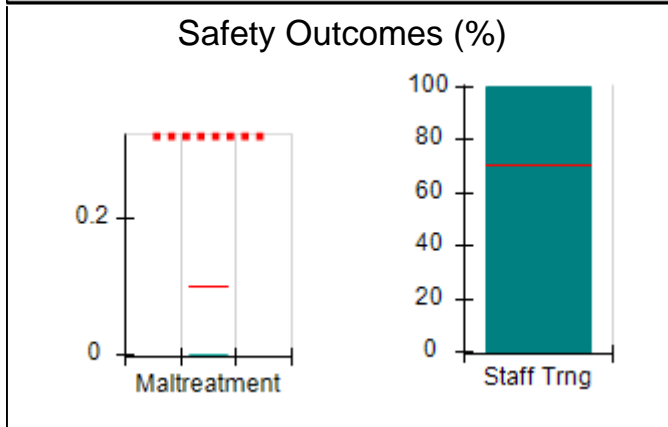
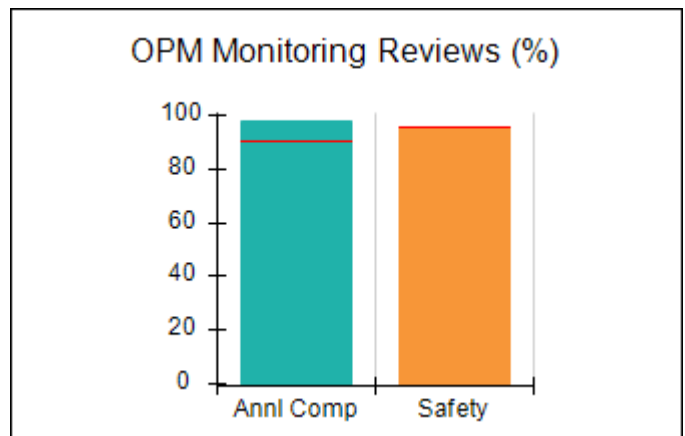
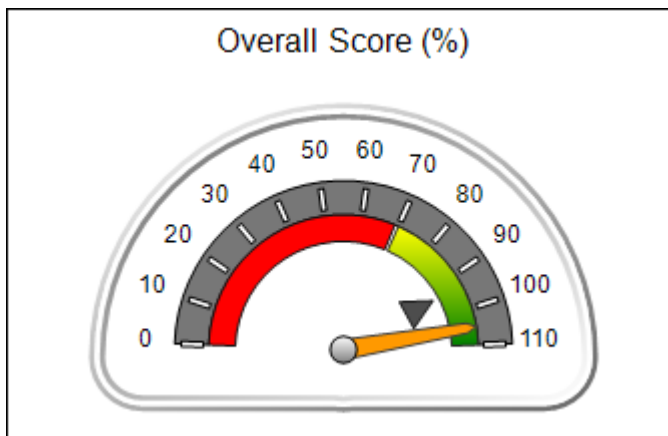
Vendor ID# 35802

Quarterly Scores (Grades)		Current Quarter Score (Grade)
Q1: 106.83 (A+)	Q2: 105.09 (A+)	<b>105.09% (A+)</b>
Q3: 102.81 (A+)	Q4: 99.66 (A+)	
Program Census Information:		# Children in Care During Quarter: 13
		# Placements During Quarter: 13
		# Children in Care On Last Day: 8

**Quarterly Provider Comparisons to All CCIs**

■■■■■■■■ indicates MalTx Threshold

▼ — indicates average for all CCIs







**DHS, DFCS, Office of Provider Management**  
**Performance-Based Placement Measures**  
**RBWO Provider GA+SCORECARD - CCI**  
**Report Quarter: Q2 FY2016**



<b>Provider/Program Name: Carl Malone Foundation, Inc. - Mercy's Door I (993) - CCI</b>				
<b>2281 Dawnvile Beaverdale Rd., Dalton, GA 30721</b>		<b>Quarterly Scores (Grades)</b>		<b>Current Quarter Score (Grade)</b>
<b>Phone: 706-270-5821</b>		<b>Q1: 106.83 (A+)</b>	<b>Q2: 105.09 (A+)</b>	<b>105.09%</b>
<b>Vendor ID# 35802</b>		<b>Q3: 102.81 (A+)</b>	<b>Q4: 99.66 (A+)</b>	<b>(A+)</b>
Program Census Information:		# Children in Care During Quarter: 13	# Placements During Quarter: 13	# Children in Care On Last Day: 8
	<b>Avg Performance All CCIs (%)</b>	<b>Provider Performance (%)*</b>	<b>Possible Points (Weight)</b>	<b>Provider Points Earned</b>
<b>OPM Monitoring Reviews</b>				
Annual Comprehensive Reviews	91%	98%	25	24.50
Safety Reviews	96%	96%	15	14.34
<b>Monitoring Sub-Total</b>			<b>40</b>	<b>38.84</b>
<b>CCI Safety Outcomes</b>				
Incidence of Maltreatment	0.10%	No Substantiated Reports	10	10.00
Staff Training	70%	100%	4	4.00
<b>Safety Sub-Total</b>			<b>14</b>	<b>14.00</b>
<b>CCI Permanency Outcomes</b>				
Placement Stability	94%	100%	20	20.00
Sibling Contacts	8%	None Planned		
<b>Permanency Sub-Total</b>			<b>20</b>	<b>20.00</b>
<b>CCI Well-Being Outcomes</b>				
EPSDT Medical Visits	91%	100%	4	4.00
EPSDT Dental Visits	88%	100%	4	4.00
Academic Supports	83%	95%	4	3.80
Provider ECEM Visits	81%	100%	7	7.00
Provider General Contacts	77%	95%	7	6.65
<b>Well-Being Sub-Total</b>			<b>26</b>	<b>25.45</b>
*Performance calculation descriptions can be found in the FY 2016 RBWO PBP Measurements and Standards Guide.				

<b>Monitoring &amp; Outcomes: Possible Points = 100</b>		<b>Points Earned = 98.29</b>	
<b>Score Before Incentives Credit</b>		<b>98.29%</b>	
<b>Incentives Awarded</b>		<b>8.80 pts</b>	
<b>PBP Verification</b>		<b>-2.00 pts</b>	
<b>Total Score</b>		<b>105.09%</b>	

**Provider/Program Name: Carl Malone Foundation, Inc. - Mercy's Door I (993) - CCI**



**DHS, DFCS, Office of Provider Management**  
**Performance-Based Placement Measures**  
**RBWO Provider GA+SCORECARD - CCI**



**Report Quarter: Q2 FY2016**

Program Census Information:		# Children in Care During Quarter: 13	# Placements During Quarter: 13	# Children in Care On Last Day: 8
CCI Incentive Credits	Avg Performance All CCIs (Points)	Provider Performance (%)*	Possible Points (Weight)	Provider Points Earned
Early EPSDT Medical Visits		100%	2	2.00
Early EPSDT Dental Visits		100%	2	2.00
Permanency Contacts		None Planned	5	
Additional Academic Supports		15%	2	0.30
Active Agency Accreditation		0%	4	0.00
Staff Clinical Licensure		10%	5	0.50
Behavior Management (threshold = 0)		100%	4	4.00
<b>Incentives Total</b>	<b>7.95</b>		<b>24</b>	<b>8.80</b>
Maximum total combined incentive credit allowed is 10 points.			<b>Incentives Awarded</b>	<b>8.80</b>

\*Performance calculation descriptions can be found in the FY 2016 RBWO PBP Measurements and Standards Guide.

Child Protective Services Investigations and Dispositions		
The following investigations data, which is not used for scoring but is considered significant to a provider's performance, is from Georgia SHINES and is not considered final or complete until the end of the fiscal year.		
Total Reports:	0	
Number Screened In:	0	
Number Screened Out:	0	
Number Substantiated:	0	
Number Unsubstantiated:	0	
Number Active CPS Investigations:	0	



**DHS, DFCS, Office of Provider Management**  
**Performance-Based Placement Measures**  
**RBWO Provider GA+SCORECARD - CCI**



**Report Quarter: Q2 FY2016**

**Provider/Program Name: Carl Malone Foundation, Inc. - Mercy's Door II (994) - CCI**

**2295 Dawnville Beaverdale Rd., Dalton, GA 30721**

**Phone: 706-277-0732**

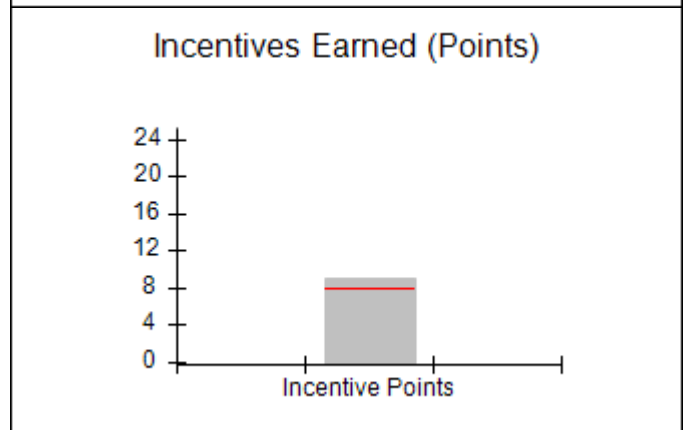
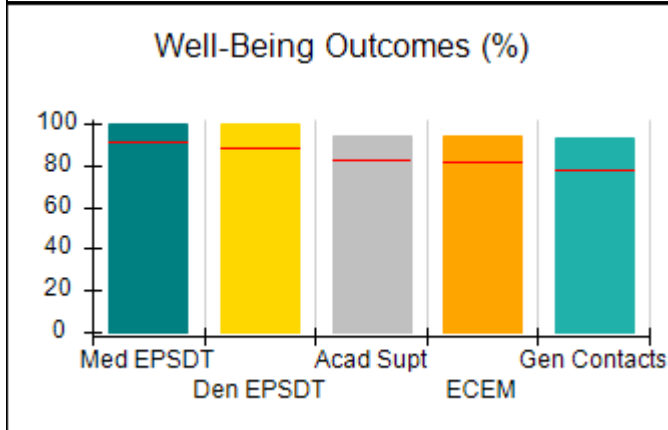
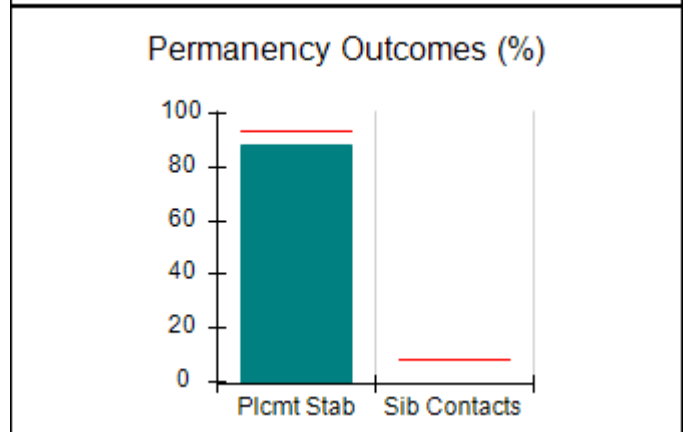
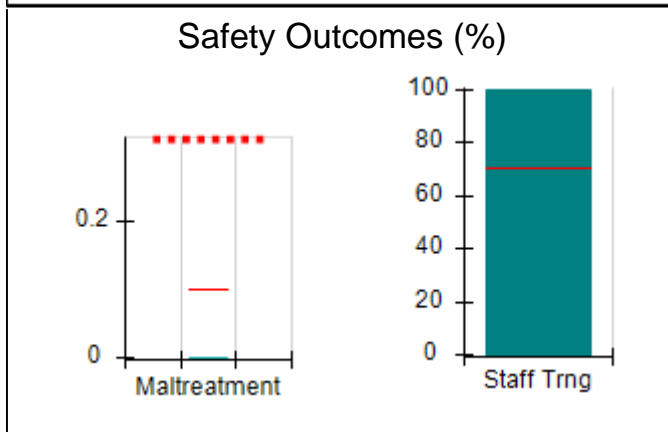
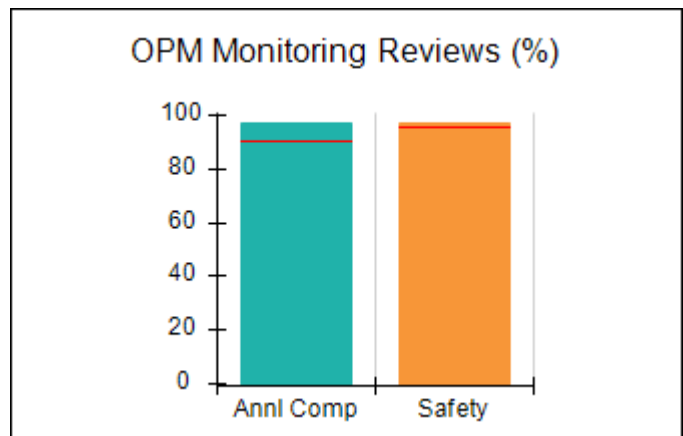
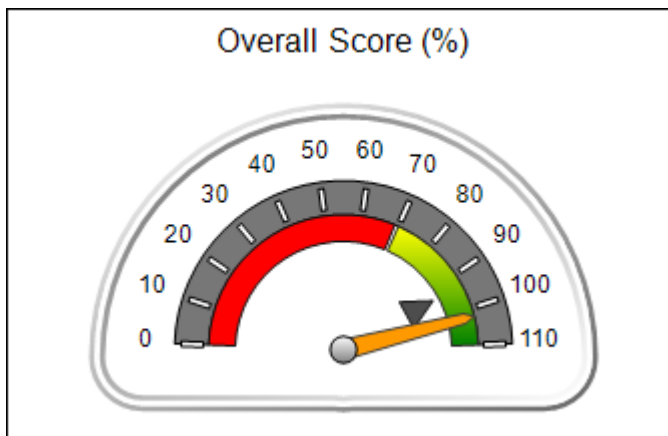
**Vendor ID# 35801**

Quarterly Scores (Grades)		Current Quarter Score (Grade)
Q1: 97.69 (A+)	Q2: 102.30 (A+)	<b>102.30% (A+)</b>
Q3: 105.47 (A+)	Q4: 99.58 (A+)	
Program Census Information:		# Children in Care During Quarter: 8
		# Placements During Quarter: 9
		# Children in Care On Last Day: 5

**Quarterly Provider Comparisons to All CCIs**

■■■■■■■■ indicates MalTx Threshold

▼ ————— indicates average for all CCIs





**DHS, DFCS, Office of Provider Management**  
**Performance-Based Placement Measures**  
**RBWO Provider GA+SCORECARD - CCI**



**Report Quarter: Q2 FY2016**

<b>Provider/Program Name: Carl Malone Foundation, Inc. - Mercy's Door II (994) - CCI</b>				
<b>2295 Dawnvile Beaverdale Rd., Dalton, GA 30721</b>		<b>Quarterly Scores (Grades)</b>		<b>Current Quarter Score (Grade)</b>
<b>Phone: 706-277-0732</b>		<b>Q1: 97.69 (A+)</b>	<b>Q2: 102.30 (A+)</b>	<b>102.30%</b>
<b>Vendor ID# 35801</b>		<b>Q3: 105.47 (A+)</b>	<b>Q4: 99.58 (A+)</b>	<b>(A+)</b>
<b>Program Census Information:</b>		<b># Children in Care During Quarter: 8</b>	<b># Placements During Quarter: 9</b>	<b># Children in Care On Last Day: 5</b>
	<b>Avg Performance All CCIs (%)</b>	<b>Provider Performance (%)*</b>	<b>Possible Points (Weight)</b>	<b>Provider Points Earned</b>
<b>OPM Monitoring Reviews</b>				
Annual Comprehensive Reviews	91%	97%	25	24.34
Safety Reviews	96%	97%	15	14.59
<b>Monitoring Sub-Total</b>			<b>40</b>	<b>38.93</b>
<b>CCI Safety Outcomes</b>				
Incidence of Maltreatment	0.10%	No Substantiated Reports	10	10.00
Staff Training	70%	100%	4	4.00
<b>Safety Sub-Total</b>			<b>14</b>	<b>14.00</b>
<b>CCI Permanency Outcomes</b>				
Placement Stability	94%	88%	20	17.60
Sibling Contacts	8%	None Planned		
<b>Permanency Sub-Total</b>			<b>20</b>	<b>17.60</b>
<b>CCI Well-Being Outcomes</b>				
EPSDT Medical Visits	91%	100%	4	4.00
EPSDT Dental Visits	88%	100%	4	4.00
Academic Supports	83%	94%	4	3.76
Provider ECEM Visits	81%	94%	7	6.58
Provider General Contacts	77%	93%	7	6.51
<b>Well-Being Sub-Total</b>			<b>26</b>	<b>24.85</b>
*Performance calculation descriptions can be found in the FY 2016 RBWO PBP Measurements and Standards Guide.				

<b>Monitoring &amp; Outcomes: Possible Points = 100</b>		<b>Points Earned = 95.38</b>	
<b>Score Before Incentives Credit</b>		<b>95.38%</b>	
<b>Incentives Awarded</b>		<b>8.92 pts</b>	
<b>PBP Verification</b>		<b>-2.00 pts</b>	
<b>Total Score</b>		<b>102.30%</b>	

**Provider/Program Name: Carl Malone Foundation, Inc. - Mercy's Door II (994) - CCI**



**DHS, DFCS, Office of Provider Management**  
**Performance-Based Placement Measures**  
**RBWO Provider GA+SCORECARD - CCI**



**Report Quarter: Q2 FY2016**

Program Census Information:		# Children in Care During Quarter: 8	# Placements During Quarter: 9	# Children in Care On Last Day: 5
CCI Incentive Credits	Avg Performance All CCIs (Points)	Provider Performance (%)*	Possible Points (Weight)	Provider Points Earned
Early EPSDT Medical Visits		100%	2	2.00
Early EPSDT Dental Visits		100%	2	2.00
Permanency Contacts		None Planned	5	
Additional Academic Supports		21%	2	0.42
Active Agency Accreditation		0%	4	0.00
Staff Clinical Licensure		10%	5	0.50
Behavior Management (threshold = 0)		100%	4	4.00
<b>Incentives Total</b>	<b>7.95</b>		<b>24</b>	<b>8.92</b>
Maximum total combined incentive credit allowed is 10 points.			<b>Incentives Awarded</b>	<b>8.92</b>

\*Performance calculation descriptions can be found in the FY 2016 RBWO PBP Measurements and Standards Guide.

Child Protective Services Investigations and Dispositions		
The following investigations data, which is not used for scoring but is considered significant to a provider's performance, is from Georgia SHINES and is not considered final or complete until the end of the fiscal year.		
Total Reports:	1	
Number Screened In:	0	
Number Screened Out:	1	
Number Substantiated:	0	
Number Unsubstantiated:	0	
Number Active CPS Investigations:	0	



**DHS, DFCS, Office of Provider Management**  
**Performance-Based Placement Measures**  
**RBWO Provider GA+SCORECARD - CCI**  
**Report Quarter: Q2 FY2016**



**Provider/Program Name: Carl Malone Foundation, Inc. - Mercy's Door III (1041) - CCI**

**345 Rockman Way, Dalton, GA 30721**

**Phone: 706-217-6185**

**Vendor ID# 75482**

**Quarterly Scores (Grades)**

**Q1: 104.82 (A+)**

**Q2: 105.15 (A+)**

**Q3: 107.43 (A+)**

**Q4: 105.60 (A+)**

**Current Quarter Score (Grade)**

**105.15%**

**(A+)**

**Program Census Information:**

**# Children in Care During Quarter: 11**

**# Placements During Quarter: 11**

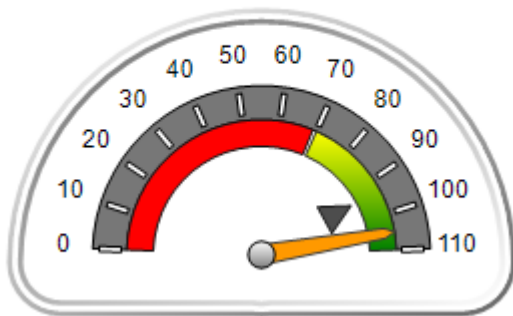
**# Children in Care On Last Day: 7**

**Quarterly Provider Comparisons to All CCIs**

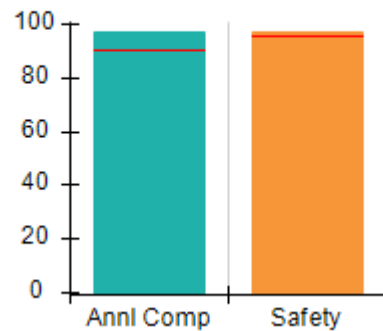
■■■■■■■■ indicates MalTx Threshold

▼ ————— indicates average for all CCIs

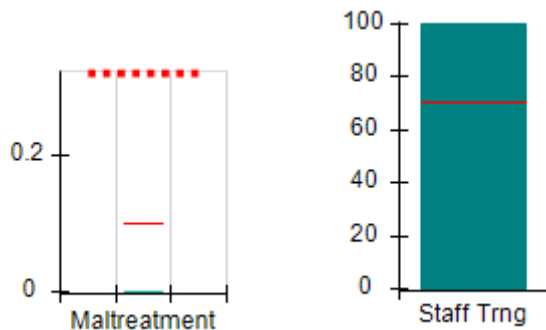
**Overall Score (%)**



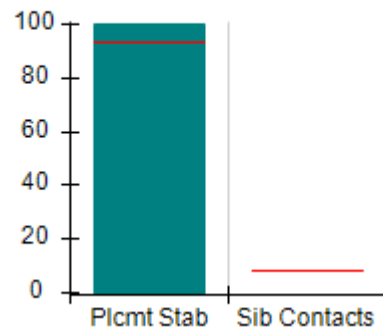
**OPM Monitoring Reviews (%)**



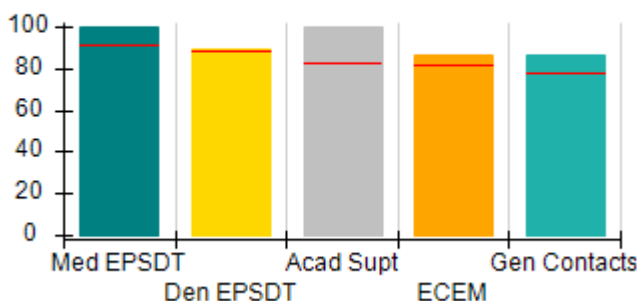
**Safety Outcomes (%)**



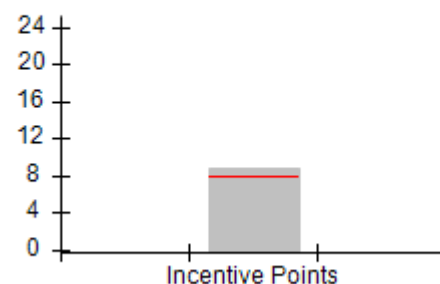
**Permanency Outcomes (%)**



**Well-Being Outcomes (%)**



**Incentives Earned (Points)**





**DHS, DFCS, Office of Provider Management**  
**Performance-Based Placement Measures**  
**RBWO Provider GA+SCORECARD - CCI**  
**Report Quarter: Q2 FY2016**



<b>Provider/Program Name: Carl Malone Foundation, Inc. - Mercy's Door III (1041) - CCI</b>				
<b>345 Rockman Way, Dalton, GA 30721</b>		<b>Quarterly Scores (Grades)</b>		<b>Current Quarter Score (Grade)</b>
<b>Phone: 706-217-6185</b>		<b>Q1: 104.82 (A+)</b>	<b>Q2: 105.15 (A+)</b>	<b>105.15%</b>
<b>Vendor ID# 75482</b>		<b>Q3: 107.43 (A+)</b>	<b>Q4: 105.60 (A+)</b>	<b>(A+)</b>
Program Census Information:		# Children in Care During Quarter: 11	# Placements During Quarter: 11	# Children in Care On Last Day: 7
	<b>Avg Performance All CCIs (%)</b>	<b>Provider Performance (%)*</b>	<b>Possible Points (Weight)</b>	<b>Provider Points Earned</b>
<b>OPM Monitoring Reviews</b>				
Annual Comprehensive Reviews	91%	97%	25	24.25
Safety Reviews	96%	97%	15	14.60
<b>Monitoring Sub-Total</b>			<b>40</b>	<b>38.85</b>
<b>CCI Safety Outcomes</b>				
Incidence of Maltreatment	0.10%	No Substantiated Reports	10	10.00
Staff Training	70%	100%	4	4.00
<b>Safety Sub-Total</b>			<b>14</b>	<b>14.00</b>
<b>CCI Permanency Outcomes</b>				
Placement Stability	94%	100%	20	20.00
Sibling Contacts	8%	None Planned		
<b>Permanency Sub-Total</b>			<b>20</b>	<b>20.00</b>
<b>CCI Well-Being Outcomes</b>				
EPSDT Medical Visits	91%	100%	4	4.00
EPSDT Dental Visits	88%	89%	4	3.56
Academic Supports	83%	100%	4	4.00
Provider ECEM Visits	81%	86%	7	6.02
Provider General Contacts	77%	86%	7	6.02
<b>Well-Being Sub-Total</b>			<b>26</b>	<b>23.60</b>
*Performance calculation descriptions can be found in the FY 2016 RBWO PBP Measurements and Standards Guide.				

<b>Monitoring &amp; Outcomes: Possible Points = 100</b>	<b>Points Earned = 96.45</b>
<b>Score Before Incentives Credit</b>	<b>96.45%</b>
<b>Incentives Awarded</b>	<b>8.70 pts</b>
<b>PBP Verification</b>	<b>N/A pts</b>
<b>Total Score</b>	<b>105.15%</b>

**Provider/Program Name: Carl Malone Foundation, Inc. - Mercy's Door III (1041) - CCI**



**DHS, DFCS, Office of Provider Management**  
**Performance-Based Placement Measures**  
**RBWO Provider GA+SCORECARD - CCI**



**Report Quarter: Q2 FY2016**

Program Census Information:		# Children in Care During Quarter: 11	# Placements During Quarter: 11	# Children in Care On Last Day: 7
CCI Incentive Credits	Avg Performance All CCIs (Points)	Provider Performance (%)*	Possible Points (Weight)	Provider Points Earned
Early EPSDT Medical Visits		100%	2	2.00
Early EPSDT Dental Visits		86%	2	1.72
Permanency Contacts		None Planned	5	
Additional Academic Supports		24%	2	0.48
Active Agency Accreditation		0%	4	0.00
Staff Clinical Licensure		10%	5	0.50
Behavior Management (threshold = 0)		100%	4	4.00
<b>Incentives Total</b>	<b>7.95</b>		<b>24</b>	<b>8.70</b>
Maximum total combined incentive credit allowed is 10 points.			<b>Incentives Awarded</b>	<b>8.70</b>

\*Performance calculation descriptions can be found in the FY 2016 RBWO PBP Measurements and Standards Guide.

Child Protective Services Investigations and Dispositions		
The following investigations data, which is not used for scoring but is considered significant to a provider's performance, is from Georgia SHINES and is not considered final or complete until the end of the fiscal year.		
Total Reports:	0	
Number Screened In:	0	
Number Screened Out:	0	
Number Substantiated:	0	
Number Unsubstantiated:	0	
Number Active CPS Investigations:	0	





**DHS, DFCS, Office of Provider Management**  
**Performance-Based Placement Measures**  
**RBWO Provider GA+SCORECARD - CCI**  
**Report Quarter: Q2 FY2016**



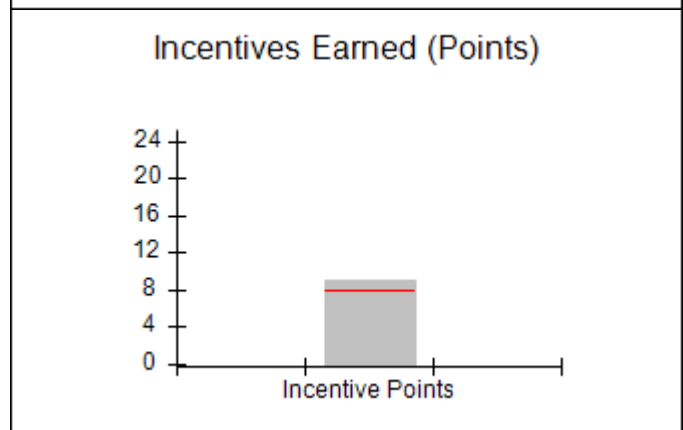
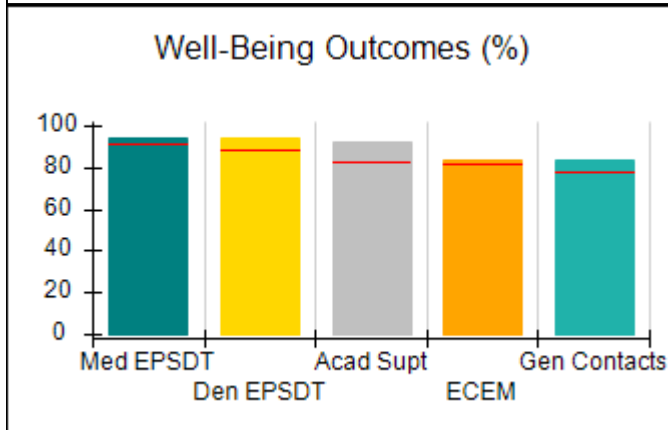
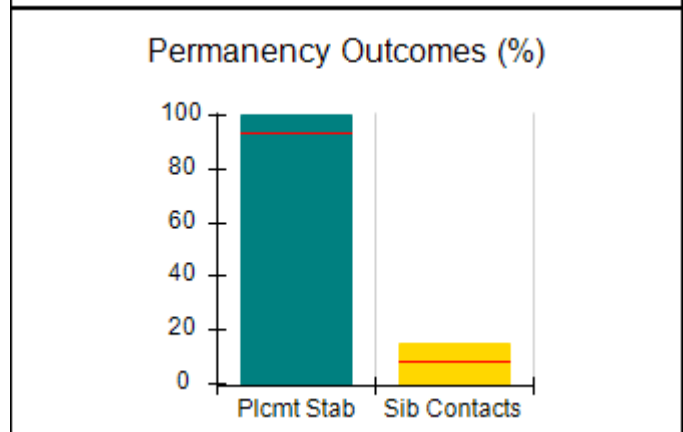
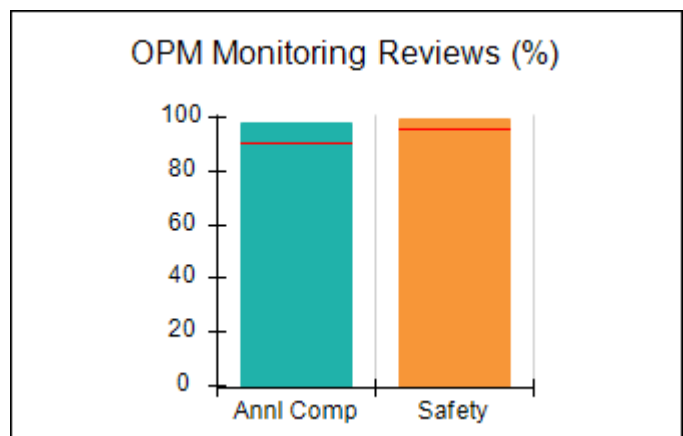
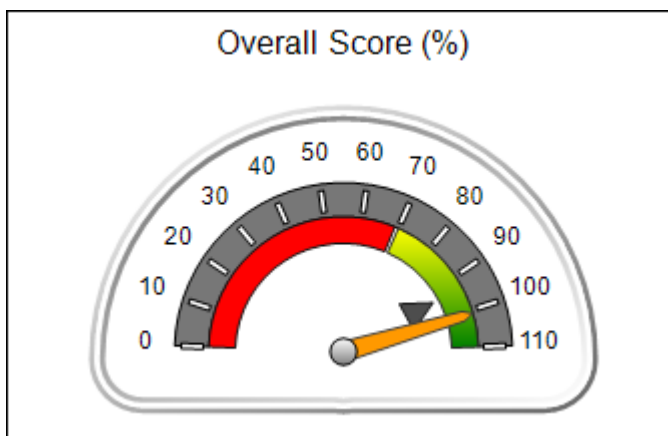
**Provider/Program Name: Carrie Steele-Pitts Home, Inc. - (577) - CCI**

<b>667 Fairburn Rd., NW, Atlanta, GA 30331</b>  <b>Phone: 404-691-5187</b>  <b>Vendor ID# 35258</b>	Quarterly Scores (Grades)		Current Quarter Score (Grade)
	Q1: 98.83 (A+)	Q2: 101.00 (A+)	<b>101.00% (A+)</b>
	Q3: 98.82 (A+)	Q4: 98.19 (A+)	
Program Census Information:	# Children in Care During Quarter: 20	# Placements During Quarter: 20	# Children in Care On Last Day: 19

**Quarterly Provider Comparisons to All CCIs**

■■■■■■■■ indicates MalTx Threshold

▼ — indicates average for all CCIs





**DHS, DFCS, Office of Provider Management**  
**Performance-Based Placement Measures**  
**RBWO Provider GA+SCORECARD - CCI**  
**Report Quarter: Q2 FY2016**



**Provider/Program Name: Carrie Steele-Pitts Home, Inc. - (577) - CCI**

<b>667 Fairburn Rd., NW, Atlanta, GA 30331</b>  <b>Phone: 404-691-5187</b>  <b>Vendor ID# 35258</b>	<b>Quarterly Scores (Grades)</b>		<b>Current Quarter Score (Grade)</b>
	<b>Q1: 98.83 (A+)</b>	<b>Q2: 101.00 (A+)</b>	<b>101.00%</b>
	<b>Q3: 98.82 (A+)</b>	<b>Q4: 98.19 (A+)</b>	<b>(A+)</b>

Program Census Information:	# Children in Care During Quarter: 20	# Placements During Quarter: 20	# Children in Care On Last Day: 19
-----------------------------	---------------------------------------	---------------------------------	------------------------------------

	<b>Avg Performance All CCIs (%)</b>	<b>Provider Performance (%)*</b>	<b>Possible Points (Weight)</b>	<b>Provider Points Earned</b>
--	-------------------------------------	----------------------------------	---------------------------------	-------------------------------

**OPM Monitoring Reviews**

Annual Comprehensive Reviews	91%	98%	25	24.44
Safety Reviews	96%	99%	15	14.90
<b>Monitoring Sub-Total</b>			<b>40</b>	<b>39.34</b>

**CCI Safety Outcomes**

Incidence of Maltreatment	0.10%	No Substantiated Reports	10	10.00
Staff Training	70%	100%	4	4.00
<b>Safety Sub-Total</b>			<b>14</b>	<b>14.00</b>

**CCI Permanency Outcomes**

Placement Stability	94%	100%	15	15.00
Sibling Contacts	8%	15%	5	0.75
<b>Permanency Sub-Total</b>			<b>20</b>	<b>15.75</b>

**CCI Well-Being Outcomes**

EPSDT Medical Visits	91%	94%	4	3.76
EPSDT Dental Visits	88%	94%	4	3.76
Academic Supports	83%	92%	4	3.68
Provider ECEM Visits	81%	83%	7	5.81
Provider General Contacts	77%	83%	7	5.81
<b>Well-Being Sub-Total</b>			<b>26</b>	<b>22.82</b>

\*Performance calculation descriptions can be found in the FY 2016 RBWO PBP Measurements and Standards Guide.

<b>Monitoring &amp; Outcomes: Possible Points = 100</b>		<b>Points Earned = 91.91</b>	
<b>Score Before Incentives Credit</b>		<b>91.91%</b>	
<b>Incentives Awarded</b>		<b>9.09 pts</b>	
<b>PBP Verification</b>		<b>N/A pts</b>	
<b>Total Score</b>		<b>101.00%</b>	

**Provider/Program Name: Carrie Steele-Pitts Home, Inc. - (577) - CCI**



**DHS, DFCS, Office of Provider Management**  
**Performance-Based Placement Measures**  
**RBWO Provider GA+SCORECARD - CCI**



**Report Quarter: Q2 FY2016**

Program Census Information:		# Children in Care During Quarter: 20	# Placements During Quarter: 20	# Children in Care On Last Day: 19
<b>CCI Incentive Credits</b>	<b>Avg Performance All CCIs (Points)</b>	<b>Provider Performance (%)*</b>	<b>Possible Points (Weight)</b>	<b>Provider Points Earned</b>
Early EPSDT Medical Visits		89%	2	1.78
Early EPSDT Dental Visits		100%	2	2.00
Permanency Contacts		13%	5	0.65
Additional Academic Supports		33%	2	0.66
Active Agency Accreditation		0%	4	0.00
Staff Clinical Licensure		0%	5	0.00
Behavior Management (threshold = 0)		100%	4	4.00
<b>Incentives Total</b>	<b>7.95</b>		<b>24</b>	<b>9.09</b>
Maximum total combined incentive credit allowed is 10 points.			<b>Incentives Awarded</b>	<b>9.09</b>

\*Performance calculation descriptions can be found in the FY 2016 RBWO PBP Measurements and Standards Guide.

<b>Child Protective Services Investigations and Dispositions</b>		
The following investigations data, which is not used for scoring but is considered significant to a provider's performance, is from Georgia SHINES and is not considered final or complete until the end of the fiscal year.		
Total Reports:	0	
Number Screened In:	0	
Number Screened Out:	0	
Number Substantiated:	0	
Number Unsubstantiated:	0	
Number Active CPS Investigations:	0	



**DHS, DFCS, Office of Provider Management**  
**Performance-Based Placement Measures**  
**RBWO Provider GA+SCORECARD - CCI**



**Report Quarter: Q2 FY2016**

**Provider/Program Name: Center for Children and Young Adults, The - Another Chance (578) - CCI**

**2221 Austell Rd., Marietta, GA 30008**

**Phone: 770-485-1641**

**Vendor ID# 35264**

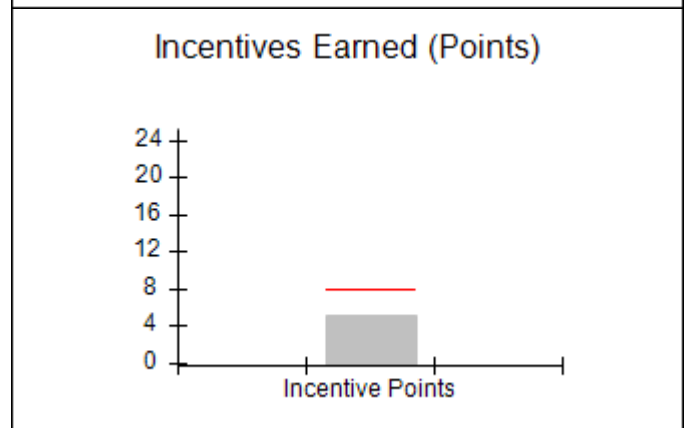
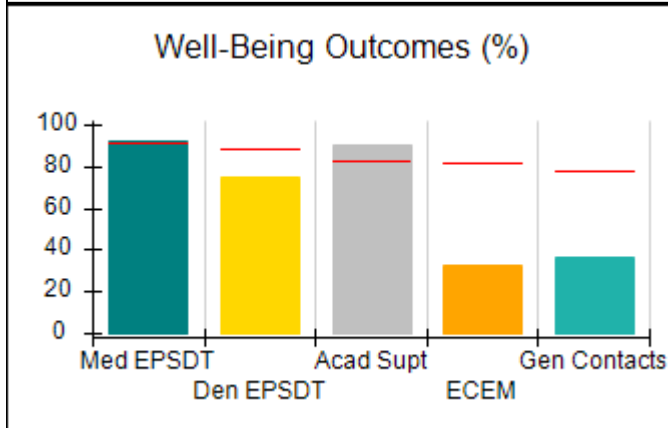
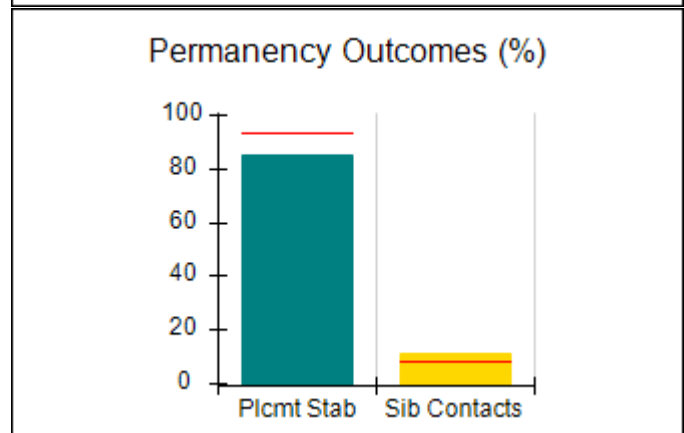
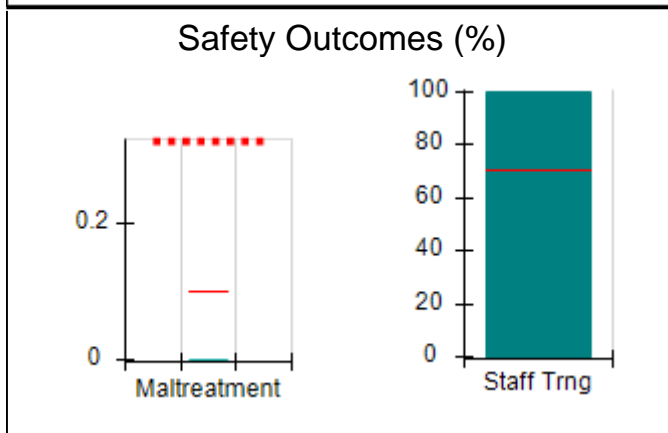
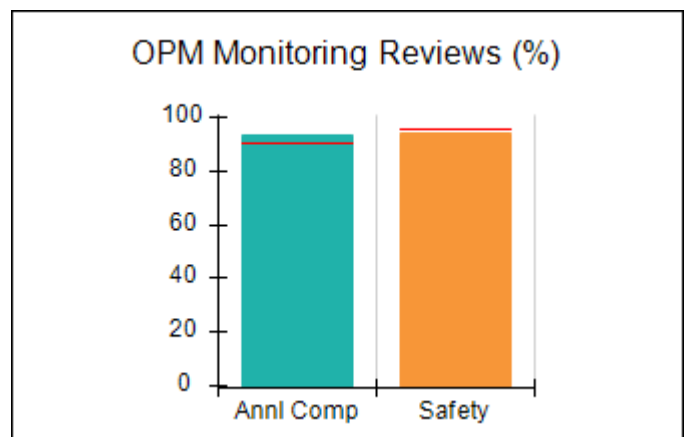
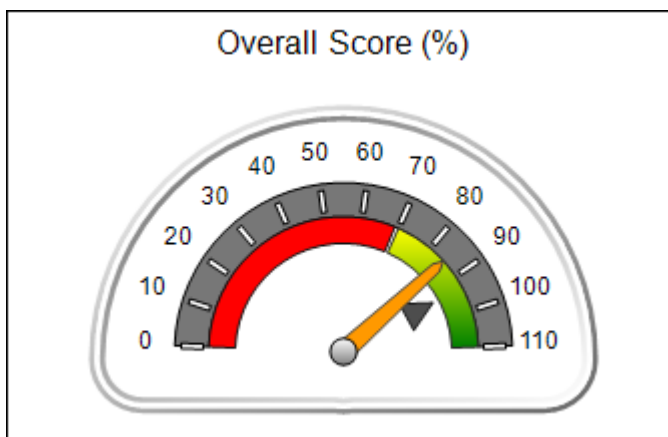
Quarterly Scores (Grades)		Current Quarter Score (Grade)
Q1: 94.03 (A)	Q2: 84.90 (B)	<b>84.90%</b> <b>(B)</b>
Q3: 87.34 (B+)	Q4: 93.49 (A-)	

Program Census Information:	# Children in Care During Quarter: 13	# Placements During Quarter: 13	# Children in Care On Last Day: 10
-----------------------------	---------------------------------------	---------------------------------	------------------------------------

**Quarterly Provider Comparisons to All CCIs**

■■■■■■■■ indicates MalTx Threshold

▼ ————— indicates average for all CCIs





**DHS, DFCS, Office of Provider Management**  
**Performance-Based Placement Measures**  
**RBWO Provider GA+SCORECARD - CCI**



**Report Quarter: Q2 FY2016**

Provider/Program Name: Center for Children and Young Adults, The - Another Chance (578) - CCI				
2221 Austell Rd., Marietta, GA 30008		Quarterly Scores (Grades)		Current Quarter Score (Grade)
Phone: 770-485-1641		Q1: 94.03 (A)	Q2: 84.90 (B)	84.90%
Vendor ID# 35264		Q3: 87.34 (B+)	Q4: 93.49 (A-)	(B)
Program Census Information:		# Children in Care During Quarter: 13	# Placements During Quarter: 13	# Children in Care On Last Day: 10
	Avg Performance All CCIs (%)	Provider Performance (%)*	Possible Points (Weight)	Provider Points Earned
<b>OPM Monitoring Reviews</b>				
Annual Comprehensive Reviews	91%	93%	25	23.33
Safety Reviews	96%	94%	15	14.09
<b>Monitoring Sub-Total</b>			<b>40</b>	<b>37.42</b>
<b>CCI Safety Outcomes</b>				
Incidence of Maltreatment	0.10%	No Substantiated Reports	10	10.00
Staff Training	70%	100%	4	4.00
<b>Safety Sub-Total</b>			<b>14</b>	<b>14.00</b>
<b>CCI Permanency Outcomes</b>				
Placement Stability	94%	85%	15	12.75
Sibling Contacts	8%	11%	5	0.55
<b>Permanency Sub-Total</b>			<b>20</b>	<b>13.30</b>
<b>CCI Well-Being Outcomes</b>				
EPSDT Medical Visits	91%	92%	4	3.68
EPSDT Dental Visits	88%	75%	4	3.00
Academic Supports	83%	90%	4	3.60
Provider ECEM Visits	81%	33%	7	2.31
Provider General Contacts	77%	37%	7	2.59
<b>Well-Being Sub-Total</b>			<b>26</b>	<b>15.18</b>
*Performance calculation descriptions can be found in the FY 2016 RBWO PBP Measurements and Standards Guide.				

<b>Monitoring &amp; Outcomes: Possible Points = 100</b>	<b>Points Earned = 79.90</b>
<b>Score Before Incentives Credit</b>	<b>79.90%</b>
<b>Incentives Awarded</b>	<b>5.00 pts</b>
<b>PBP Verification</b>	<b>N/A pts</b>
<b>Total Score</b>	<b>84.90%</b>

**Provider/Program Name: Center for Children and Young Adults, The - Another Chance (578) - CCI**



**DHS, DFCS, Office of Provider Management**  
**Performance-Based Placement Measures**  
**RBWO Provider GA+SCORECARD - CCI**



**Report Quarter: Q2 FY2016**

Program Census Information:		# Children in Care During Quarter: 13	# Placements During Quarter: 13	# Children in Care On Last Day: 10
CCI Incentive Credits	Avg Performance All CCIs (Points)	Provider Performance (%)*	Possible Points (Weight)	Provider Points Earned
Early EPSDT Medical Visits		0%	2	0.00
Early EPSDT Dental Visits		0%	2	0.00
Permanency Contacts		4%	5	0.20
Additional Academic Supports		40%	2	0.80
Active Agency Accreditation		0%	4	0.00
Staff Clinical Licensure		0%	5	0.00
Behavior Management (threshold = 0)		100%	4	4.00
<b>Incentives Total</b>	<b>7.95</b>		<b>24</b>	<b>5.00</b>
Maximum total combined incentive credit allowed is 10 points.			<b>Incentives Awarded</b>	<b>5.00</b>

\*Performance calculation descriptions can be found in the FY 2016 RBWO PBP Measurements and Standards Guide.

Child Protective Services Investigations and Dispositions		
The following investigations data, which is not used for scoring but is considered significant to a provider's performance, is from Georgia SHINES and is not considered final or complete until the end of the fiscal year.		
Total Reports:	0	
Number Screened In:	0	
Number Screened Out:	0	
Number Substantiated:	0	
Number Unsubstantiated:	0	
Number Active CPS Investigations:	0	



DHS, DFCS, Office of Provider Management  
**Performance-Based Placement Measures**  
**RBWO Provider GA+SCORECARD - CCI**



Report Quarter: Q2 FY2016

**Provider/Program Name: Center for Children and Young Adults, The - Open Gate (579) - CCI**

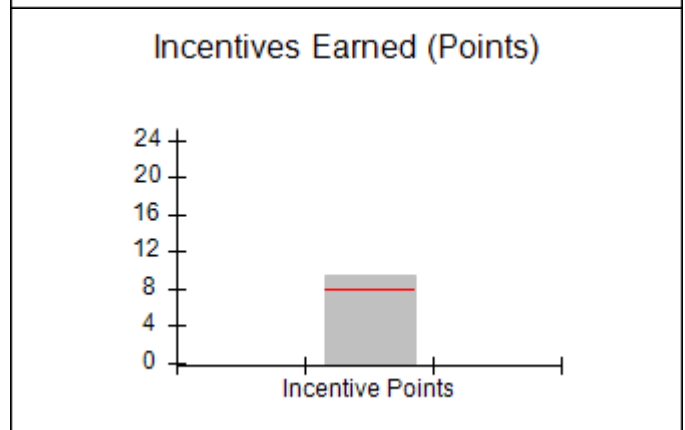
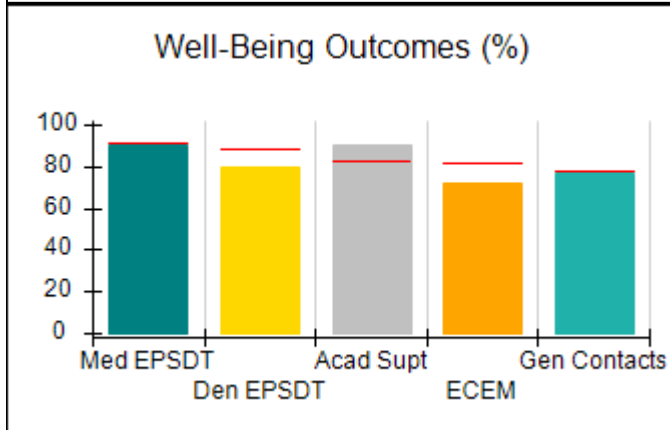
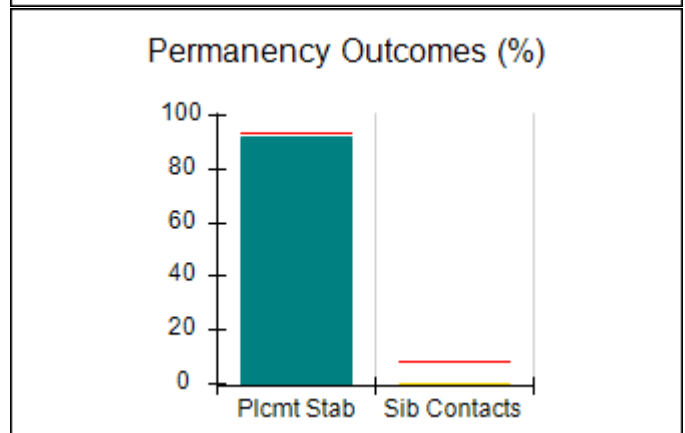
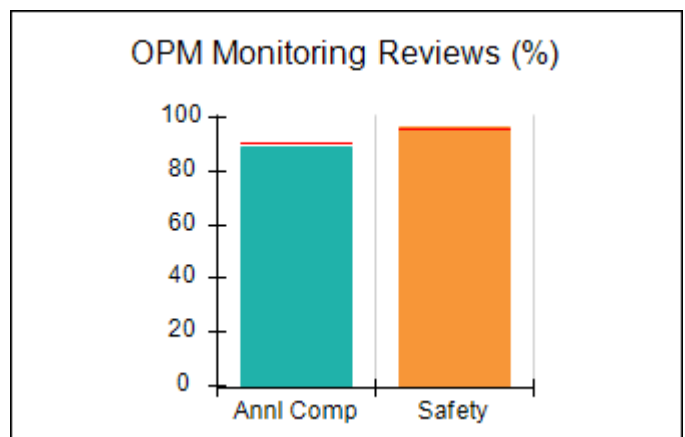
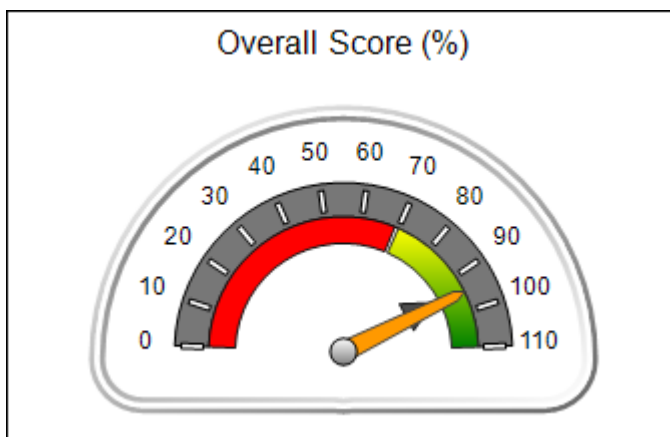
<b>2221 Austell Rd., Marietta, GA 30008</b>  <b>Phone: 770-485-1630</b>  <b>Vendor ID# 35262</b>	Quarterly Scores (Grades)		Current Quarter Score (Grade)
	Q1: 94.14 (A)	Q2: 94.81 (A)	<b>94.81%</b>
	Q3: 92.72 (A-)	Q4: 97.42 (A+)	<b>(A)</b>

Program Census Information:	# Children in Care During Quarter: 12	# Placements During Quarter: 12	# Children in Care On Last Day: 10
-----------------------------	---------------------------------------	---------------------------------	------------------------------------

**Quarterly Provider Comparisons to All CCIs**

■■■■■■■■ indicates MalTx Threshold

▼ ————— indicates average for all CCIs





**DHS, DFCS, Office of Provider Management**  
**Performance-Based Placement Measures**  
**RBWO Provider GA+SCORECARD - CCI**



**Report Quarter: Q2 FY2016**

**Provider/Program Name: Center for Children and Young Adults, The - Open Gate (579) - CCI**

2221 Austell Rd., Marietta, GA 30008		Quarterly Scores (Grades)		Current Quarter Score (Grade)
Phone: 770-485-1630		Q1: 94.14 (A)	Q2: 94.81 (A)	94.81%
Vendor ID# 35262		Q3: 92.72 (A-)	Q4: 97.42 (A+)	(A)
Program Census Information:		# Children in Care During Quarter: 12	# Placements During Quarter: 12	# Children in Care On Last Day: 10
	Avg Performance All CCIs (%)	Provider Performance (%)*	Possible Points (Weight)	Provider Points Earned
<b>OPM Monitoring Reviews</b>				
Annual Comprehensive Reviews	91%	89%	25	22.33
Safety Reviews	96%	97%	15	14.51
<b>Monitoring Sub-Total</b>			<b>40</b>	<b>36.85</b>
<b>CCI Safety Outcomes</b>				
Incidence of Maltreatment	0.10%	No Substantiated Reports	10	10.00
Staff Training	70%	100%	4	4.00
<b>Safety Sub-Total</b>			<b>14</b>	<b>14.00</b>
<b>CCI Permanency Outcomes</b>				
Placement Stability	94%	92%	15	13.80
Sibling Contacts	8%	0%	5	0.00
<b>Permanency Sub-Total</b>			<b>20</b>	<b>13.80</b>
<b>CCI Well-Being Outcomes</b>				
EPSDT Medical Visits	91%	90%	4	3.60
EPSDT Dental Visits	88%	80%	4	3.20
Academic Supports	83%	90%	4	3.60
Provider ECEM Visits	81%	72%	7	5.04
Provider General Contacts	77%	77%	7	5.39
<b>Well-Being Sub-Total</b>			<b>26</b>	<b>20.83</b>
*Performance calculation descriptions can be found in the FY 2016 RBWO PBP Measurements and Standards Guide.				

<b>Monitoring &amp; Outcomes: Possible Points = 100</b>	<b>Points Earned = 85.48</b>
<b>Score Before Incentives Credit</b>	<b>85.48%</b>
<b>Incentives Awarded</b>	<b>9.33 pts</b>
<b>PBP Verification</b>	<b>N/A pts</b>
<b>Total Score</b>	<b>94.81%</b>

**Provider/Program Name: Center for Children and Young Adults, The - Open Gate (579) - CCI**





**DHS, DFCS, Office of Provider Management**  
**Performance-Based Placement Measures**  
**RBWO Provider GA+SCORECARD - CCI**



**Report Quarter: Q2 FY2016**

Program Census Information:		# Children in Care During Quarter: 12	# Placements During Quarter: 12	# Children in Care On Last Day: 10
CCI Incentive Credits	Avg Performance All CCIs (Points)	Provider Performance (%)*	Possible Points (Weight)	Provider Points Earned
Early EPSDT Medical Visits		75%	2	1.50
Early EPSDT Dental Visits		60%	2	1.20
Permanency Contacts		17%	5	0.85
Additional Academic Supports		89%	2	1.78
Active Agency Accreditation		0%	4	0.00
Staff Clinical Licensure		0%	5	0.00
Behavior Management (threshold = 0)		100%	4	4.00
<b>Incentives Total</b>	<b>7.95</b>		<b>24</b>	<b>9.33</b>
Maximum total combined incentive credit allowed is 10 points.			<b>Incentives Awarded</b>	<b>9.33</b>
*Performance calculation descriptions can be found in the FY 2016 RBWO PBP Measurements and Standards Guide.				

Child Protective Services Investigations and Dispositions		
The following investigations data, which is not used for scoring but is considered significant to a provider's performance, is from Georgia SHINES and is not considered final or complete until the end of the fiscal year.		
Total Reports:	0	
Number Screened In:	0	
Number Screened Out:	0	
Number Substantiated:	0	
Number Unsubstantiated:	0	
Number Active CPS Investigations:	0	



**DHS, DFCS, Office of Provider Management**  
**Performance-Based Placement Measures**  
**RBWO Provider GA+SCORECARD - CCI**



**Report Quarter: Q2 FY2016**

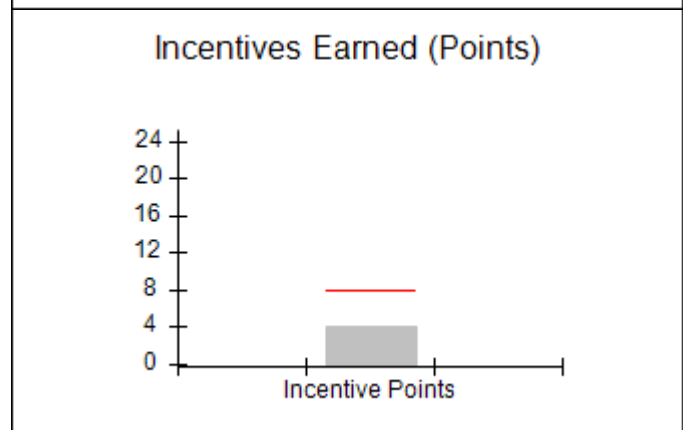
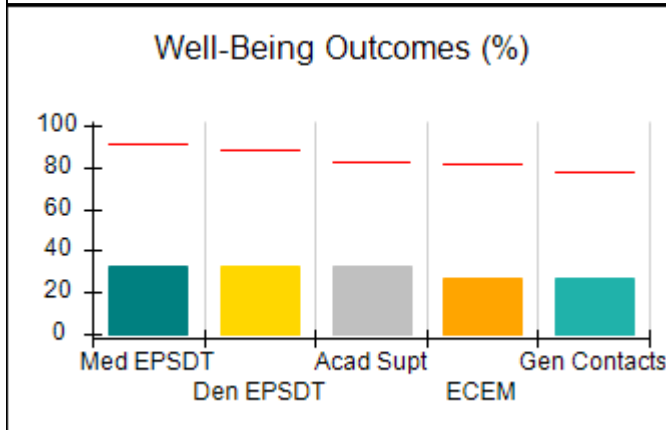
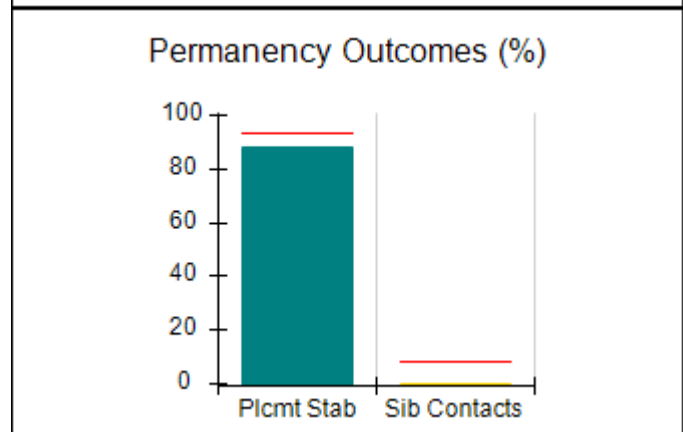
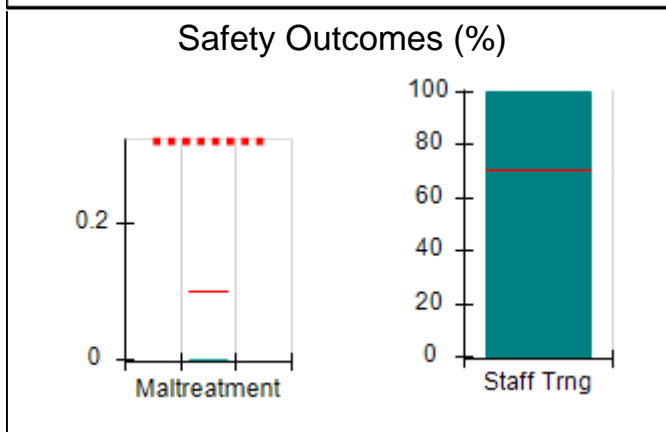
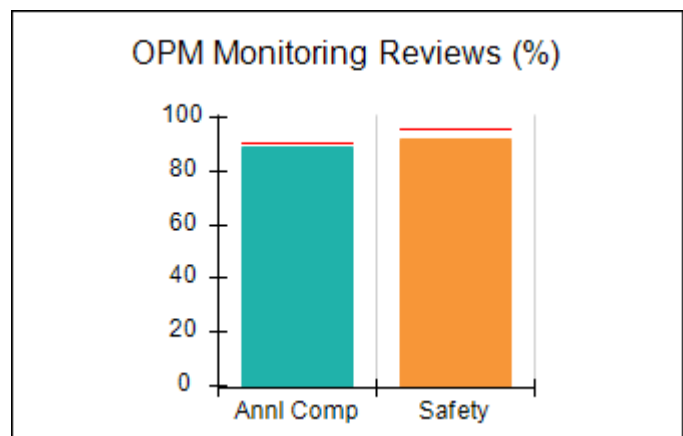
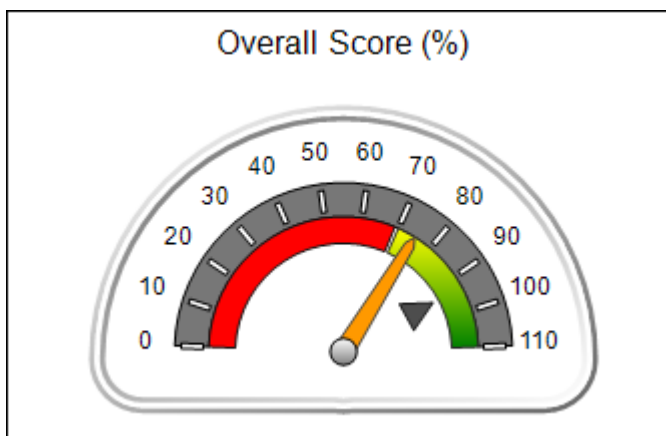
**Provider/Program Name: Chestnut Manor - (581) - CCI**

<b>8673 Chestnut Ln., Lithia Springs, GA 30122</b>  <b>Phone: 770 489 4168</b>  <b>Vendor ID# 35269</b>	Quarterly Scores (Grades)		Current Quarter Score (Grade)
	Q1: 78.67 (C+)	Q2: 74.96 (C)	<b>74.96%</b> <b>(C)</b>
	Q3: 72.97 (C-)	Q4: 87.91 (B+)	
Program Census Information:	# Children in Care During Quarter: 8	# Placements During Quarter: 8	# Children in Care On Last Day: 6

**Quarterly Provider Comparisons to All CCIs**

■■■■■■■■ indicates MalTx Threshold

▼ ————— indicates average for all CCIs





**DHS, DFCS, Office of Provider Management**  
**Performance-Based Placement Measures**  
**RBWO Provider GA+SCORECARD - CCI**  
**Report Quarter: Q2 FY2016**



**Provider/Program Name: Chestnut Manor - (581) - CCI**

<b>8673 Chestnut Ln., Lithia Springs, GA 30122</b>  <b>Phone: 770 489 4168</b>  <b>Vendor ID# 35269</b>	<b>Quarterly Scores (Grades)</b>		<b>Current Quarter Score (Grade)</b>
	<b>Q1: 78.67 (C+)</b>	<b>Q2: 74.96 (C)</b>	<b>74.96%</b>
	<b>Q3: 72.97 (C-)</b>	<b>Q4: 87.91 (B+)</b>	<b>(C)</b>

Program Census Information:	# Children in Care During Quarter: 8	# Placements During Quarter: 8	# Children in Care On Last Day: 6
-----------------------------	--------------------------------------	--------------------------------	-----------------------------------

	<b>Avg Performance All CCIs (%)</b>	<b>Provider Performance (%)*</b>	<b>Possible Points (Weight)</b>	<b>Provider Points Earned</b>
--	-------------------------------------	----------------------------------	---------------------------------	-------------------------------

**OPM Monitoring Reviews**

Annual Comprehensive Reviews	91%	89%	25	22.25
Safety Reviews	96%	92%	15	13.77
<b>Monitoring Sub-Total</b>			<b>40</b>	<b>36.02</b>

**CCI Safety Outcomes**

Incidence of Maltreatment	0.10%	No Substantiated Reports	10	10.00
Staff Training	70%	100%	4	4.00
<b>Safety Sub-Total</b>			<b>14</b>	<b>14.00</b>

**CCI Permanency Outcomes**

Placement Stability	94%	88%	15	13.20
Sibling Contacts	8%	0%	5	0.00
<b>Permanency Sub-Total</b>			<b>20</b>	<b>13.20</b>

**CCI Well-Being Outcomes**

EPSDT Medical Visits	91%	33%	4	1.32
EPSDT Dental Visits	88%	33%	4	1.32
Academic Supports	83%	33%	4	1.32
Provider ECEM Visits	81%	27%	7	1.89
Provider General Contacts	77%	27%	7	1.89
<b>Well-Being Sub-Total</b>			<b>26</b>	<b>7.74</b>

\*Performance calculation descriptions can be found in the FY 2016 RBWO PBP Measurements and Standards Guide.

<b>Monitoring &amp; Outcomes: Possible Points = 100</b>		<b>Points Earned = 70.96</b>	
<b>Score Before Incentives Credit</b>		<b>70.96%</b>	
<b>Incentives Awarded</b>		<b>4.00 pts</b>	
<b>PBP Verification</b>		<b>N/A pts</b>	
<b>Total Score</b>		<b>74.96%</b>	

**Provider/Program Name: Chestnut Manor - (581) - CCI**



**DHS, DFCS, Office of Provider Management**  
**Performance-Based Placement Measures**  
**RBWO Provider GA+SCORECARD - CCI**



**Report Quarter: Q2 FY2016**

Program Census Information:		# Children in Care During Quarter: 8	# Placements During Quarter: 8	# Children in Care On Last Day: 6
CCI Incentive Credits	Avg Performance All CCIs (Points)	Provider Performance (%)*	Possible Points (Weight)	Provider Points Earned
Early EPSDT Medical Visits		0%	2	0.00
Early EPSDT Dental Visits		0%	2	0.00
Permanency Contacts		0%	5	0.00
Additional Academic Supports		0%	2	0.00
Active Agency Accreditation		0%	4	0.00
Staff Clinical Licensure		0%	5	0.00
Behavior Management (threshold = 0)		100%	4	4.00
<b>Incentives Total</b>	<b>7.95</b>		<b>24</b>	<b>4.00</b>
Maximum total combined incentive credit allowed is 10 points.			<b>Incentives Awarded</b>	<b>4.00</b>
*Performance calculation descriptions can be found in the FY 2016 RBWO PBP Measurements and Standards Guide.				

### Child Protective Services Investigations and Dispositions

The following investigations data, which is not used for scoring but is considered significant to a provider's performance, is from Georgia SHINES and is not considered final or complete until the end of the fiscal year.

Total Reports:	0
Number Screened In:	0
Number Screened Out:	0
Number Substantiated:	0
Number Unsubstantiated:	0
Number Active CPS Investigations:	0



**DHS, DFCS, Office of Provider Management**  
**Performance-Based Placement Measures**  
**RBWO Provider GA+SCORECARD - CCI**  
**Report Quarter: Q2 FY2016**



**Provider/Program Name: CHRIS 180 Inc. - Dekalb (597) - CCI**

2914 Cocklebur Trail, Decatur, GA 30334

Phone: (404) 284-0109

Vendor ID# 35278

**Quarterly Scores (Grades)**

**Q1: 98.07 (A+)**

**Q2: 94.10 (A)**

**Q3: 95.10 (A)**

**Q4: 90.70 (A-)**

**Current Quarter Score (Grade)**

**94.10%**

**(A)**

Program Census Information:

# Children in Care During Quarter: 7

# Placements During Quarter: 7

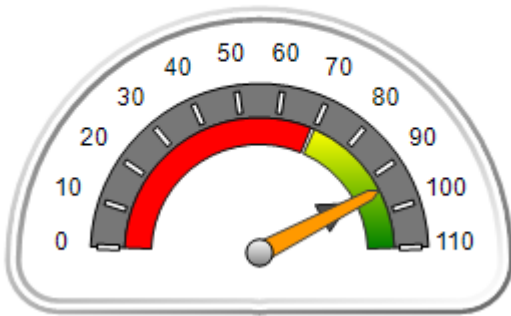
# Children in Care On Last Day: 6

**Quarterly Provider Comparisons to All CCIs**

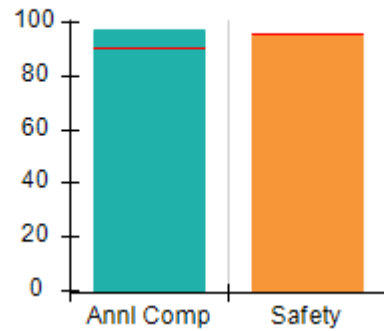
■■■■■■■■ indicates MalTx Threshold

▼ ————— indicates average for all CCIs

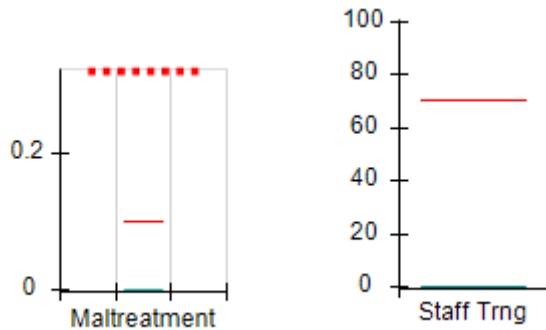
**Overall Score (%)**



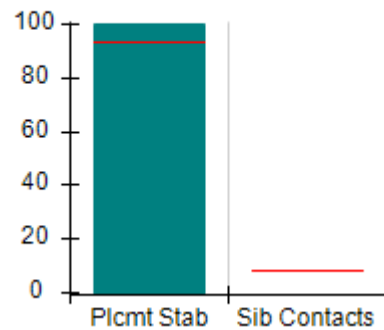
**OPM Monitoring Reviews (%)**



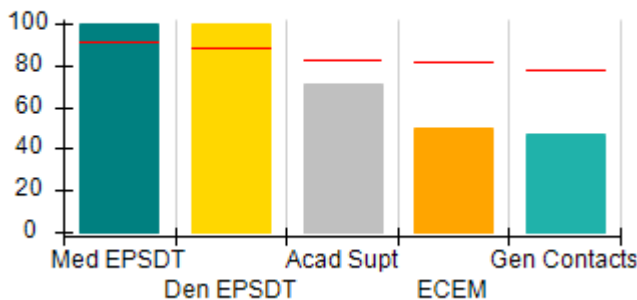
**Safety Outcomes (%)**



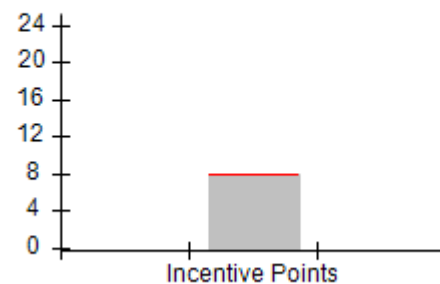
**Permanency Outcomes (%)**



**Well-Being Outcomes (%)**



**Incentives Earned (Points)**





**DHS, DFCS, Office of Provider Management**  
**Performance-Based Placement Measures**  
**RBWO Provider GA+SCORECARD - CCI**  
**Report Quarter: Q2 FY2016**



**Provider/Program Name: CHRIS 180 Inc. - Dekalb (597) - CCI**

<b>2914 Cocklebur Trail, Decatur, GA 30334</b>  <b>Phone: (404) 284-0109</b>  <b>Vendor ID# 35278</b>	<b>Quarterly Scores (Grades)</b>		<b>Current Quarter Score (Grade)</b>
	<b>Q1: 98.07 (A+)</b>	<b>Q2: 94.10 (A)</b>	<b>94.10%</b>
	<b>Q3: 95.10 (A)</b>	<b>Q4: 90.70 (A-)</b>	<b>(A)</b>

Program Census Information:	# Children in Care During Quarter: 7	# Placements During Quarter: 7	# Children in Care On Last Day: 6
-----------------------------	--------------------------------------	--------------------------------	-----------------------------------

	<b>Avg Performance All CCIs (%)</b>	<b>Provider Performance (%)*</b>	<b>Possible Points (Weight)</b>	<b>Provider Points Earned</b>
--	-------------------------------------	----------------------------------	---------------------------------	-------------------------------

**OPM Monitoring Reviews**

Annual Comprehensive Reviews	91%	97%	25	24.25
Safety Reviews	96%	95%	15	14.22
<b>Monitoring Sub-Total</b>			<b>40</b>	<b>38.47</b>

**CCI Safety Outcomes**

Incidence of Maltreatment	0.10%	No Substantiated Reports	10	10.00
Staff Training	70%	0%	4	0.00
<b>Safety Sub-Total</b>			<b>14</b>	<b>10.00</b>

**CCI Permanency Outcomes**

Placement Stability	94%	100%	20	20.00
Sibling Contacts	8%	None Planned		
<b>Permanency Sub-Total</b>			<b>20</b>	<b>20.00</b>

**CCI Well-Being Outcomes**

EPSDT Medical Visits	91%	100%	4	4.00
EPSDT Dental Visits	88%	100%	4	4.00
Academic Supports	83%	71%	4	2.84
Provider ECEM Visits	81%	50%	7	3.50
Provider General Contacts	77%	47%	7	3.29
<b>Well-Being Sub-Total</b>			<b>26</b>	<b>17.63</b>

\*Performance calculation descriptions can be found in the FY 2016 RBWO PBP Measurements and Standards Guide.

<b>Monitoring &amp; Outcomes: Possible Points = 100</b>		<b>Points Earned = 86.10</b>	
<b>Score Before Incentives Credit</b>		<b>86.10%</b>	
<b>Incentives Awarded</b>		<b>8.00 pts</b>	
<b>PBP Verification</b>		<b>N/A pts</b>	
<b>Total Score</b>		<b>94.10%</b>	

**Provider/Program Name: CHRIS 180 Inc. - Dekalb (597) - CCI**



**DHS, DFCS, Office of Provider Management**  
**Performance-Based Placement Measures**  
**RBWO Provider GA+SCORECARD - CCI**



**Report Quarter: Q2 FY2016**

Program Census Information:		# Children in Care During Quarter: 7	# Placements During Quarter: 7	# Children in Care On Last Day: 6
CCI Incentive Credits	Avg Performance All CCIs (Points)	Provider Performance (%)*	Possible Points (Weight)	Provider Points Earned
Early EPSDT Medical Visits		Not Eligible	2	
Early EPSDT Dental Visits		100%	2	2.00
Permanency Contacts		None Planned	5	
Additional Academic Supports		0%	2	0.00
Active Agency Accreditation		50%	4	2.00
Staff Clinical Licensure		0%	5	0.00
Behavior Management (threshold = 0)		100%	4	4.00
<b>Incentives Total</b>	<b>7.95</b>		<b>24</b>	<b>8.00</b>
Maximum total combined incentive credit allowed is 10 points.			<b>Incentives Awarded</b>	<b>8.00</b>

\*Performance calculation descriptions can be found in the FY 2016 RBWO PBP Measurements and Standards Guide.

### Child Protective Services Investigations and Dispositions

The following investigations data, which is not used for scoring but is considered significant to a provider's performance, is from Georgia SHINES and is not considered final or complete until the end of the fiscal year.

Total Reports:	2
Number Screened In:	0
Number Screened Out:	2
Number Substantiated:	0
Number Unsubstantiated:	0
Number Active CPS Investigations:	0



**DHS, DFCS, Office of Provider Management**  
**Performance-Based Placement Measures**  
**RBWO Provider GA+SCORECARD - CCI**  
**Report Quarter: Q2 FY2016**



**Provider/Program Name: CHRIS 180 Inc. - Douglas (598) - CCI**

**3819 Chattahoochee Dr., Douglasville, GA 30135**

**Phone: 404-942-1540**

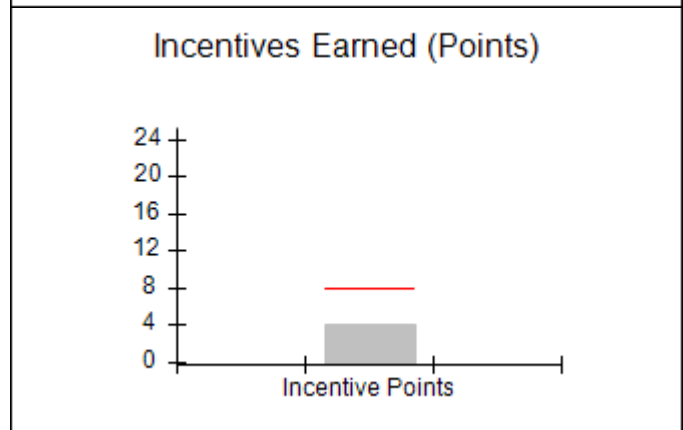
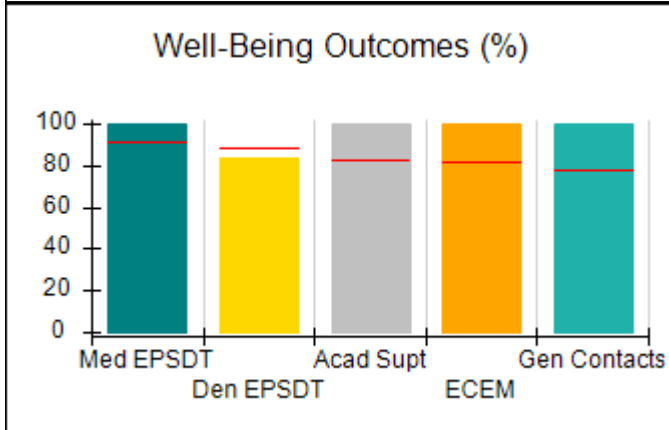
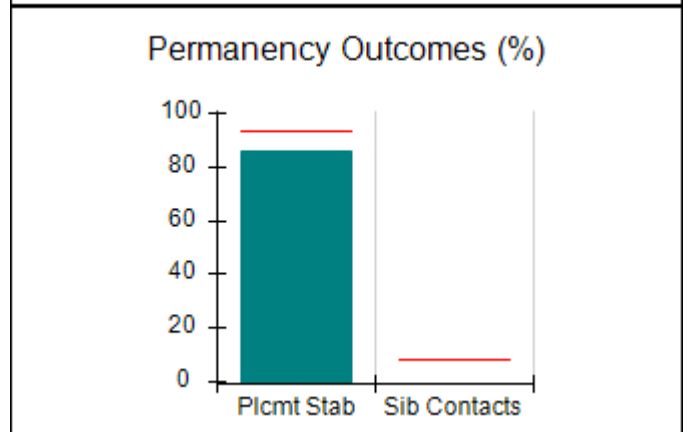
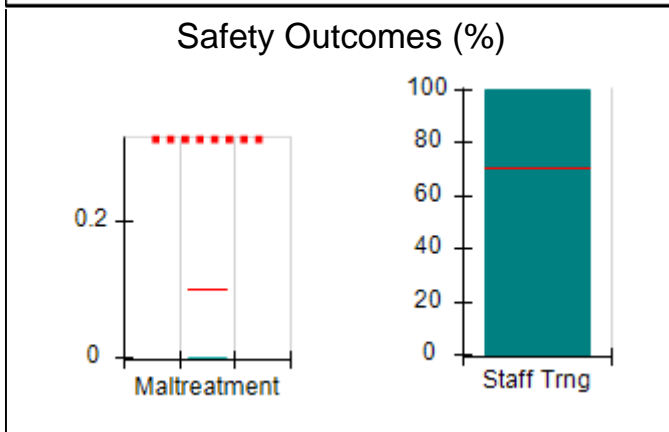
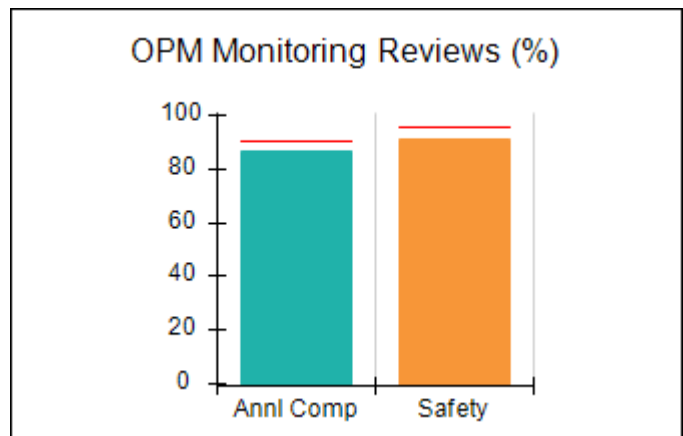
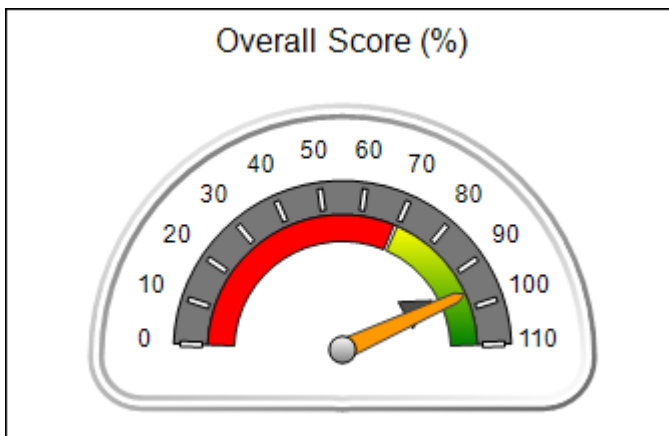
**Vendor ID# 35277**

Quarterly Scores (Grades)		Current Quarter Score (Grade)
Q1: 101.02 (A+)	Q2: 95.94 (A)	<b>95.94%</b> <b>(A)</b>
Q3: 97.36 (A+)	Q4: 104.44 (A+)	
Program Census Information:	# Children in Care During Quarter: 7	# Placements During Quarter: 7
		# Children in Care On Last Day: 5

**Quarterly Provider Comparisons to All CCIs**

■■■■■■■■ indicates MalTx Threshold

▼ ————— indicates average for all CCIs







**DHS, DFCS, Office of Provider Management**  
**Performance-Based Placement Measures**  
**RBWO Provider GA+SCORECARD - CCI**  
**Report Quarter: Q2 FY2016**



**Provider/Program Name: CHRIS 180 Inc. - Douglas (598) - CCI**

<b>3819 Chattahoochee Dr., Douglasville, GA 30135</b>  <b>Phone: 404-942-1540</b>  <b>Vendor ID# 35277</b>	<b>Quarterly Scores (Grades)</b>		<b>Current Quarter Score (Grade)</b>
	<b>Q1: 101.02 (A+)</b>	<b>Q2: 95.94 (A)</b>	<b>95.94%</b>
	<b>Q3: 97.36 (A+)</b>	<b>Q4: 104.44 (A+)</b>	<b>(A)</b>

Program Census Information:	# Children in Care During Quarter: 7	# Placements During Quarter: 7	# Children in Care On Last Day: 5
-----------------------------	--------------------------------------	--------------------------------	-----------------------------------

	<b>Avg Performance All CCIs (%)</b>	<b>Provider Performance (%)*</b>	<b>Possible Points (Weight)</b>	<b>Provider Points Earned</b>
--	-------------------------------------	----------------------------------	---------------------------------	-------------------------------

**OPM Monitoring Reviews**

Annual Comprehensive Reviews	91%	87%	25	21.75
Safety Reviews	96%	91%	15	13.67
<b>Monitoring Sub-Total</b>			<b>40</b>	<b>35.42</b>

**CCI Safety Outcomes**

Incidence of Maltreatment	0.10%	No Substantiated Reports	10	10.00
Staff Training	70%	100%	4	4.00
<b>Safety Sub-Total</b>			<b>14</b>	<b>14.00</b>

**CCI Permanency Outcomes**

Placement Stability	94%	86%	20	17.20
Sibling Contacts	8%	None Planned		
<b>Permanency Sub-Total</b>			<b>20</b>	<b>17.20</b>

**CCI Well-Being Outcomes**

EPSDT Medical Visits	91%	100%	4	4.00
EPSDT Dental Visits	88%	83%	4	3.32
Academic Supports	83%	100%	4	4.00
Provider ECEM Visits	81%	100%	7	7.00
Provider General Contacts	77%	100%	7	7.00
<b>Well-Being Sub-Total</b>			<b>26</b>	<b>25.32</b>

\*Performance calculation descriptions can be found in the FY 2016 RBWO PBP Measurements and Standards Guide.

<b>Monitoring &amp; Outcomes: Possible Points = 100</b>		<b>Points Earned = 91.94</b>	
<b>Score Before Incentives Credit</b>		<b>91.94%</b>	
<b>Incentives Awarded</b>		<b>4.00 pts</b>	
<b>PBP Verification</b>		<b>N/A pts</b>	
<b>Total Score</b>		<b>95.94%</b>	

**Provider/Program Name: CHRIS 180 Inc. - Douglas (598) - CCI**



**DHS, DFCS, Office of Provider Management**  
**Performance-Based Placement Measures**  
**RBWO Provider GA+SCORECARD - CCI**



**Report Quarter: Q2 FY2016**

Program Census Information:		# Children in Care During Quarter: 7	# Placements During Quarter: 7	# Children in Care On Last Day: 5
CCI Incentive Credits	Avg Performance All CCIs (Points)	Provider Performance (%)*	Possible Points (Weight)	Provider Points Earned
Early EPSDT Medical Visits		Not Eligible	2	
Early EPSDT Dental Visits		0%	2	0.00
Permanency Contacts		0%	5	0.00
Additional Academic Supports		0%	2	0.00
Active Agency Accreditation		0%	4	0.00
Staff Clinical Licensure		0%	5	0.00
Behavior Management (threshold = 0)		100%	4	4.00
<b>Incentives Total</b>	<b>7.95</b>		<b>24</b>	<b>4.00</b>
Maximum total combined incentive credit allowed is 10 points.			<b>Incentives Awarded</b>	<b>4.00</b>
*Performance calculation descriptions can be found in the FY 2016 RBWO PBP Measurements and Standards Guide.				

Child Protective Services Investigations and Dispositions		
The following investigations data, which is not used for scoring but is considered significant to a provider's performance, is from Georgia SHINES and is not considered final or complete until the end of the fiscal year.		
Total Reports:	1	
Number Screened In:	0	
Number Screened Out:	1	
Number Substantiated:	0	
Number Unsubstantiated:	0	
Number Active CPS Investigations:	0	



**DHS, DFCS, Office of Provider Management**  
**Performance-Based Placement Measures**  
**RBWO Provider GA+SCORECARD - CCI**  
**Report Quarter: Q2 FY2016**



**Provider/Program Name: CHRIS 180 Inc. - Ellenwood (599) - CCI**

**4489 Northwind Dr., Ellenwood, GA 30294**

**Phone: 404-212-5035**

**Vendor ID# 35282**

**Quarterly Scores (Grades)**

**Current Quarter Score (Grade)**

**Q1: 97.34 (A+)**

**Q2: 96.61 (A)**

**96.61%**

**Q3: 100.91 (A+)**

**Q4: 97.37 (A+)**

**(A)**

**Program Census Information:**

**# Children in Care During Quarter: 8**

**# Placements During Quarter: 8**

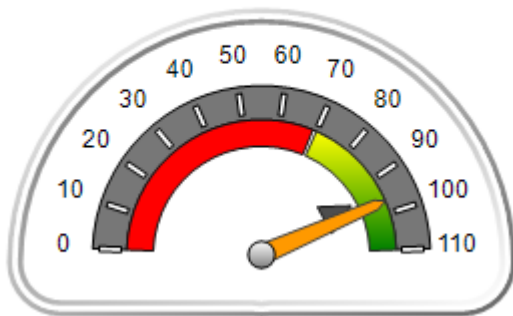
**# Children in Care On Last Day: 6**

**Quarterly Provider Comparisons to All CCIs**

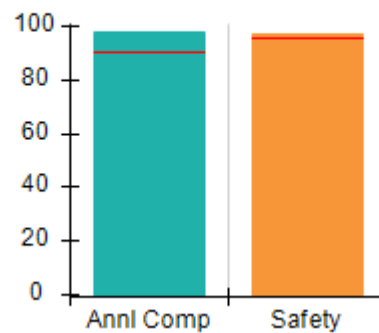
■■■■■■■■ indicates MalTx Threshold

▼ — indicates average for all CCIs

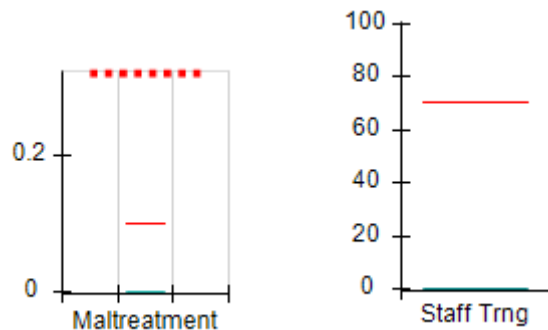
**Overall Score (%)**



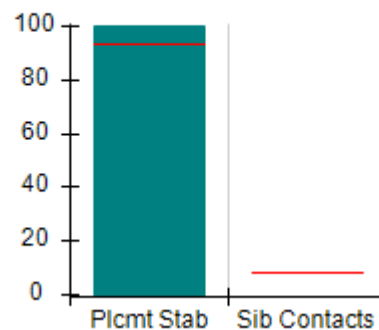
**OPM Monitoring Reviews (%)**



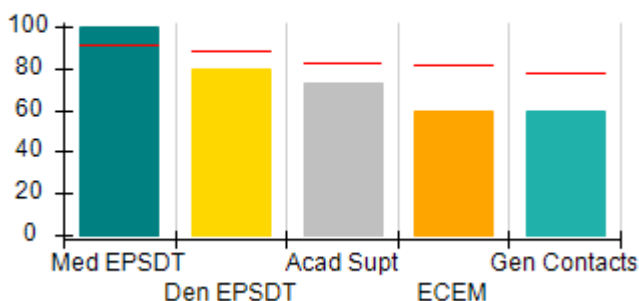
**Safety Outcomes (%)**



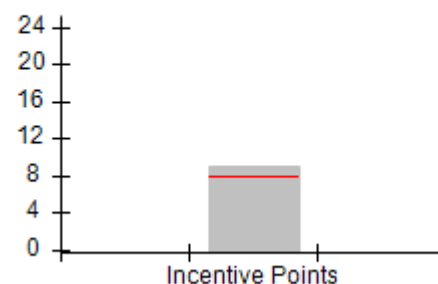
**Permanency Outcomes (%)**



**Well-Being Outcomes (%)**



**Incentives Earned (Points)**





DHS, DFCS, Office of Provider Management  
**Performance-Based Placement Measures**  
**RBWO Provider GA+SCORECARD - CCI**  
 Report Quarter: Q2 FY2016



**Provider/Program Name: CHRIS 180 Inc. - Ellenwood (599) - CCI**

4489 Northwind Dr., Ellenwood, GA 30294  Phone: 404-212-5035  Vendor ID# 35282	Quarterly Scores (Grades)		Current Quarter Score (Grade)
	Q1: 97.34 (A+)	Q2: 96.61 (A)	<b>96.61%</b> <b>(A)</b>
	Q3: 100.91 (A+)	Q4: 97.37 (A+)	

Program Census Information:	# Children in Care During Quarter: 8	# Placements During Quarter: 8	# Children in Care On Last Day: 6
-----------------------------	--------------------------------------	--------------------------------	-----------------------------------

	Avg Performance All CCIs (%)	Provider Performance (%)*	Possible Points (Weight)	Provider Points Earned
--	------------------------------	---------------------------	--------------------------	------------------------

**OPM Monitoring Reviews**

Annual Comprehensive Reviews	91%	98%	25	24.54
Safety Reviews	96%	97%	15	14.55
<b>Monitoring Sub-Total</b>			<b>40</b>	<b>39.09</b>

**CCI Safety Outcomes**

Incidence of Maltreatment	0.10%	No Substantiated Reports	10	10.00
Staff Training	70%	0%	4	0.00
<b>Safety Sub-Total</b>			<b>14</b>	<b>10.00</b>

**CCI Permanency Outcomes**

Placement Stability	94%	100%	20	20.00
Sibling Contacts	8%	None Planned		
<b>Permanency Sub-Total</b>			<b>20</b>	<b>20.00</b>

**CCI Well-Being Outcomes**

EPSDT Medical Visits	91%	100%	4	4.00
EPSDT Dental Visits	88%	80%	4	3.20
Academic Supports	83%	73%	4	2.92
Provider ECEM Visits	81%	60%	7	4.20
Provider General Contacts	77%	60%	7	4.20
<b>Well-Being Sub-Total</b>			<b>26</b>	<b>18.52</b>

\*Performance calculation descriptions can be found in the FY 2016 RBWO PBP Measurements and Standards Guide.

<b>Monitoring &amp; Outcomes: Possible Points = 100</b>		<b>Points Earned = 87.61</b>	
<b>Score Before Incentives Credit</b>			<b>87.61%</b>
<b>Incentives Awarded</b>			<b>9.00 pts</b>
<b>PBP Verification</b>			<b>N/A pts</b>
<b>Total Score</b>			<b>96.61%</b>

**Provider/Program Name: CHRIS 180 Inc. - Ellenwood (599) - CCI**



**DHS, DFCS, Office of Provider Management**  
**Performance-Based Placement Measures**  
**RBWO Provider GA+SCORECARD - CCI**



**Report Quarter: Q2 FY2016**

Program Census Information:		# Children in Care During Quarter: 8	# Placements During Quarter: 8	# Children in Care On Last Day: 6
CCI Incentive Credits	Avg Performance All CCIs (Points)	Provider Performance (%)*	Possible Points (Weight)	Provider Points Earned
Early EPSDT Medical Visits		100%	2	2.00
Early EPSDT Dental Visits		50%	2	1.00
Permanency Contacts		None Planned	5	
Additional Academic Supports		0%	2	0.00
Active Agency Accreditation		50%	4	2.00
Staff Clinical Licensure		0%	5	0.00
Behavior Management (threshold = 0)		100%	4	4.00
<b>Incentives Total</b>	<b>7.95</b>		<b>24</b>	<b>9.00</b>
Maximum total combined incentive credit allowed is 10 points.			<b>Incentives Awarded</b>	<b>9.00</b>

\*Performance calculation descriptions can be found in the FY 2016 RBWO PBP Measurements and Standards Guide.

### Child Protective Services Investigations and Dispositions

The following investigations data, which is not used for scoring but is considered significant to a provider's performance, is from Georgia SHINES and is not considered final or complete until the end of the fiscal year.

Total Reports:	1
Number Screened In:	0
Number Screened Out:	1
Number Substantiated:	0
Number Unsubstantiated:	0
Number Active CPS Investigations:	0



**DHS, DFCS, Office of Provider Management**  
**Performance-Based Placement Measures**  
**RBWO Provider GA+SCORECARD - CCI**



**Report Quarter: Q2 FY2016**

**Provider/Program Name: CHRIS 180 Inc. - Fulton (601) - CCI**

**3686 Calmer Circle, East Point, GA 30344**

**Phone: (404) 768-4527**

**Vendor ID# 35281**

**Quarterly Scores (Grades)**

**Q1: 103.32 (A+)**

**Q2: 101.92 (A+)**

**Q3: 99.51 (A+)**

**Q4: 95.29 (A)**

**Current Quarter Score (Grade)**

**101.92%**

**(A+)**

**Program Census Information:**

# Children in Care During  
Quarter: 8

# Placements During  
Quarter: 8

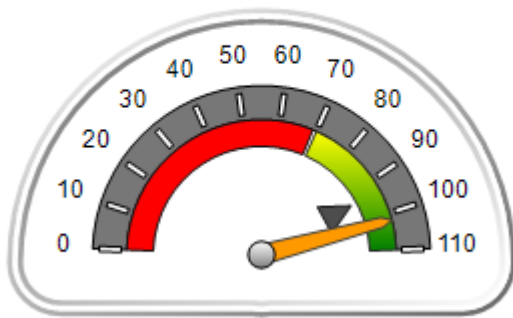
# Children in Care On Last  
Day: 5

**Quarterly Provider Comparisons to All CCIs**

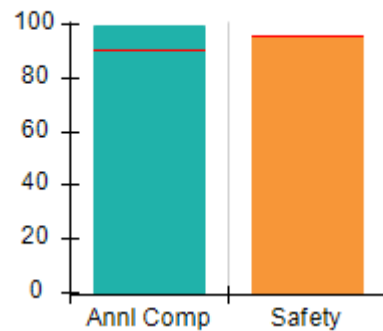
■■■■■■■■ indicates MalTx Threshold

▼ ————— indicates average for all CCIs

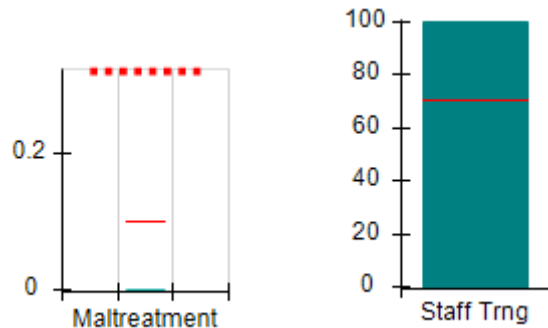
**Overall Score (%)**



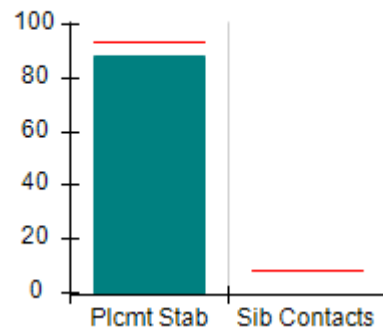
**OPM Monitoring Reviews (%)**



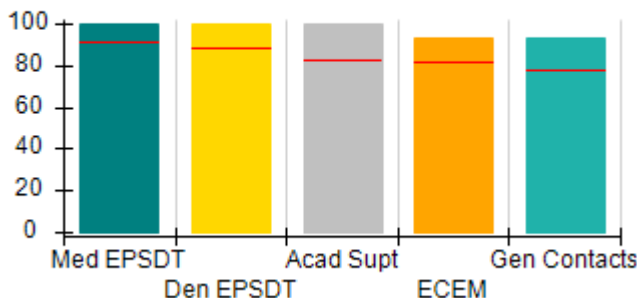
**Safety Outcomes (%)**



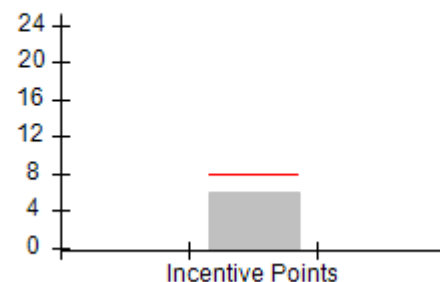
**Permanency Outcomes (%)**



**Well-Being Outcomes (%)**



**Incentives Earned (Points)**





**DHS, DFCS, Office of Provider Management**  
**Performance-Based Placement Measures**  
**RBWO Provider GA+SCORECARD - CCI**  
**Report Quarter: Q2 FY2016**



**Provider/Program Name: CHRIS 180 Inc. - Fulton (601) - CCI**

<b>3686 Calmer Circle, East Point, GA 30344</b>  <b>Phone: (404) 768-4527</b>  <b>Vendor ID# 35281</b>	<b>Quarterly Scores (Grades)</b>		<b>Current Quarter Score (Grade)</b>
	<b>Q1: 103.32 (A+)</b>	<b>Q2: 101.92 (A+)</b>	<b>101.92% (A+)</b>
	<b>Q3: 99.51 (A+)</b>	<b>Q4: 95.29 (A)</b>	

Program Census Information:	# Children in Care During Quarter: 8	# Placements During Quarter: 8	# Children in Care On Last Day: 5
-----------------------------	--------------------------------------	--------------------------------	-----------------------------------

	<b>Avg Performance All CCIs (%)</b>	<b>Provider Performance (%)*</b>	<b>Possible Points (Weight)</b>	<b>Provider Points Earned</b>
--	-------------------------------------	----------------------------------	---------------------------------	-------------------------------

**OPM Monitoring Reviews**

Annual Comprehensive Reviews	91%	100%	25	24.90
Safety Reviews	96%	96%	15	14.40
<b>Monitoring Sub-Total</b>			<b>40</b>	<b>39.30</b>

**CCI Safety Outcomes**

Incidence of Maltreatment	0.10%	No Substantiated Reports	10	10.00
Staff Training	70%	100%	4	4.00
<b>Safety Sub-Total</b>			<b>14</b>	<b>14.00</b>

**CCI Permanency Outcomes**

Placement Stability	94%	88%	20	17.60
Sibling Contacts	8%	None Planned		
<b>Permanency Sub-Total</b>			<b>20</b>	<b>17.60</b>

**CCI Well-Being Outcomes**

EPSDT Medical Visits	91%	100%	4	4.00
EPSDT Dental Visits	88%	100%	4	4.00
Academic Supports	83%	100%	4	4.00
Provider ECEM Visits	81%	93%	7	6.51
Provider General Contacts	77%	93%	7	6.51
<b>Well-Being Sub-Total</b>			<b>26</b>	<b>25.02</b>

\*Performance calculation descriptions can be found in the FY 2016 RBWO PBP Measurements and Standards Guide.

<b>Monitoring &amp; Outcomes: Possible Points = 100</b>		<b>Points Earned = 95.92</b>	
<b>Score Before Incentives Credit</b>			<b>95.92%</b>
<b>Incentives Awarded</b>			<b>6.00 pts</b>
<b>PBP Verification</b>			<b>N/A pts</b>
<b>Total Score</b>			<b>101.92%</b>

**Provider/Program Name: CHRIS 180 Inc. - Fulton (601) - CCI**



**DHS, DFCS, Office of Provider Management**  
**Performance-Based Placement Measures**  
**RBWO Provider GA+SCORECARD - CCI**



**Report Quarter: Q2 FY2016**

Program Census Information:		# Children in Care During Quarter: 8	# Placements During Quarter: 8	# Children in Care On Last Day: 5
CCI Incentive Credits	Avg Performance All CCIs (Points)	Provider Performance (%)*	Possible Points (Weight)	Provider Points Earned
Early EPSDT Medical Visits		Not Eligible	2	
Early EPSDT Dental Visits		100%	2	2.00
Permanency Contacts		None Planned	5	
Additional Academic Supports		0%	2	0.00
Active Agency Accreditation		0%	4	0.00
Staff Clinical Licensure		0%	5	0.00
Behavior Management (threshold = 0)		100%	4	4.00
<b>Incentives Total</b>	<b>7.95</b>		<b>24</b>	<b>6.00</b>
Maximum total combined incentive credit allowed is 10 points.			<b>Incentives Awarded</b>	<b>6.00</b>

\*Performance calculation descriptions can be found in the FY 2016 RBWO PBP Measurements and Standards Guide.

Child Protective Services Investigations and Dispositions		
The following investigations data, which is not used for scoring but is considered significant to a provider's performance, is from Georgia SHINES and is not considered final or complete until the end of the fiscal year.		
Total Reports:	1	
Number Screened In:	0	
Number Screened Out:	1	
Number Substantiated:	0	
Number Unsubstantiated:	1	
Number Active CPS Investigations:	-1	





**DHS, DFCS, Office of Provider Management**  
**Performance-Based Placement Measures**  
**RBWO Provider GA+SCORECARD - CCI**  
**Report Quarter: Q2 FY2016**



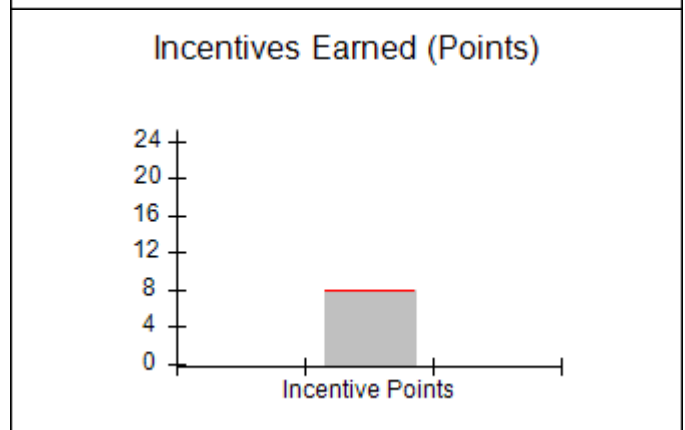
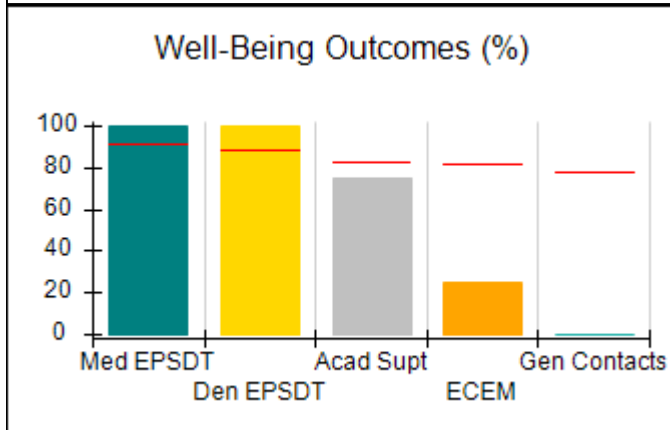
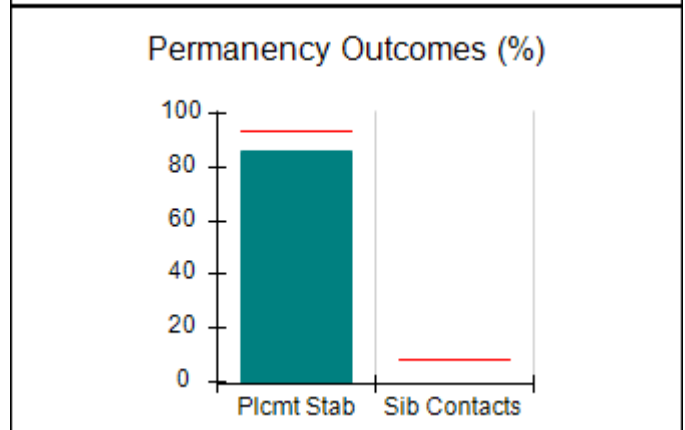
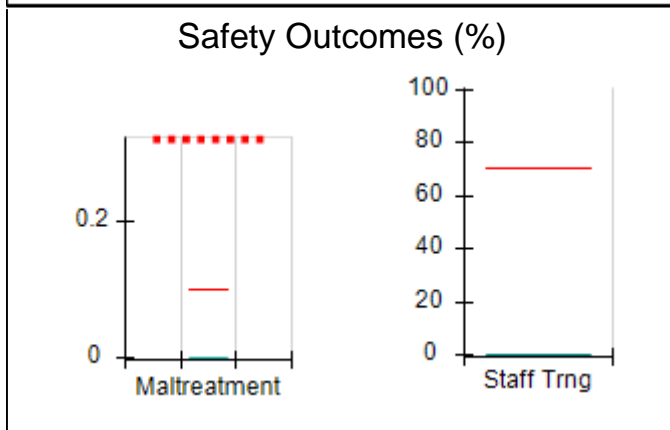
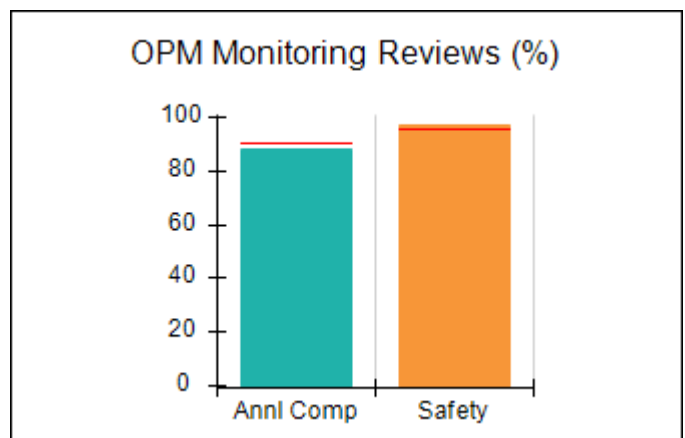
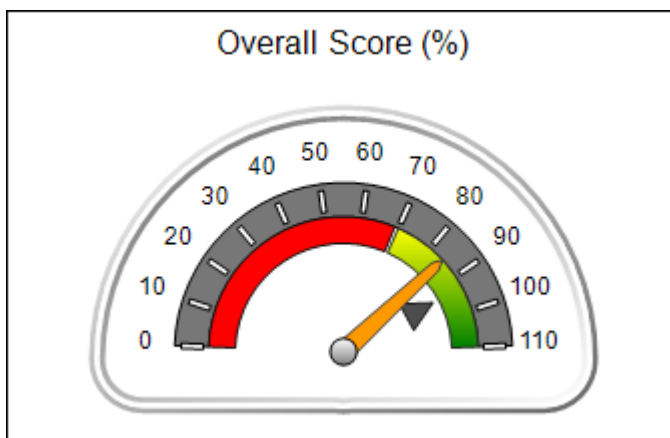
**Provider/Program Name: CHRIS 180 Inc. - Gwinnett (602) - CCI**

<b>2552 Poplar St., Snellville, GA 30078</b>  <b>Phone: 770-978-3549</b>  <b>Vendor ID# 35280</b>	Quarterly Scores (Grades)		Current Quarter Score (Grade)
	Q1: 85.26 (B)	Q2: 84.52 (B)	<b>84.52%</b> <b>(B)</b>
	Q3: 92.02 (A-)	Q4: 82.11 (B-)	
Program Census Information:	# Children in Care During Quarter: 7	# Placements During Quarter: 7	# Children in Care On Last Day: 4

**Quarterly Provider Comparisons to All CCIs**

■■■■■■■■ indicates MalTx Threshold

▼ ————— indicates average for all CCIs





**DHS, DFCS, Office of Provider Management**  
**Performance-Based Placement Measures**  
**RBWO Provider GA+SCORECARD - CCI**  
**Report Quarter: Q2 FY2016**



**Provider/Program Name: CHRIS 180 Inc. - Gwinnett (602) - CCI**

<b>2552 Poplar St., Snellville, GA 30078</b>  <b>Phone: 770-978-3549</b>  <b>Vendor ID# 35280</b>	<b>Quarterly Scores (Grades)</b>		<b>Current Quarter Score (Grade)</b>
	<b>Q1: 85.26 (B)</b>	<b>Q2: 84.52 (B)</b>	<b>84.52%</b>
	<b>Q3: 92.02 (A-)</b>	<b>Q4: 82.11 (B-)</b>	<b>(B)</b>

Program Census Information:	# Children in Care During Quarter: 7	# Placements During Quarter: 7	# Children in Care On Last Day: 4
-----------------------------	--------------------------------------	--------------------------------	-----------------------------------

	<b>Avg Performance All CCIs (%)</b>	<b>Provider Performance (%)*</b>	<b>Possible Points (Weight)</b>	<b>Provider Points Earned</b>
--	-------------------------------------	----------------------------------	---------------------------------	-------------------------------

**OPM Monitoring Reviews**

Annual Comprehensive Reviews	91%	88%	25	22.00
Safety Reviews	96%	97%	15	14.57
<b>Monitoring Sub-Total</b>			<b>40</b>	<b>36.57</b>

**CCI Safety Outcomes**

Incidence of Maltreatment	0.10%	No Substantiated Reports	10	10.00
Staff Training	70%	0%	4	0.00
<b>Safety Sub-Total</b>			<b>14</b>	<b>10.00</b>

**CCI Permanency Outcomes**

Placement Stability	94%	86%	20	17.20
Sibling Contacts	8%	None Planned		
<b>Permanency Sub-Total</b>			<b>20</b>	<b>17.20</b>

**CCI Well-Being Outcomes**

EPSDT Medical Visits	91%	100%	4	4.00
EPSDT Dental Visits	88%	100%	4	4.00
Academic Supports	83%	75%	4	3.00
Provider ECEM Visits	81%	25%	7	1.75
Provider General Contacts	77%	0%	7	0.00
<b>Well-Being Sub-Total</b>			<b>26</b>	<b>12.75</b>

\*Performance calculation descriptions can be found in the FY 2016 RBWO PBP Measurements and Standards Guide.

<b>Monitoring &amp; Outcomes: Possible Points = 100</b>		<b>Points Earned = 76.52</b>	
<b>Score Before Incentives Credit</b>		<b>76.52%</b>	
<b>Incentives Awarded</b>		<b>8.00 pts</b>	
<b>PBP Verification</b>		<b>N/A pts</b>	
<b>Total Score</b>		<b>84.52%</b>	

**Provider/Program Name: CHRIS 180 Inc. - Gwinnett (602) - CCI**



**DHS, DFCS, Office of Provider Management**  
**Performance-Based Placement Measures**  
**RBWO Provider GA+SCORECARD - CCI**



**Report Quarter: Q2 FY2016**

Program Census Information:		# Children in Care During Quarter: 7	# Placements During Quarter: 7	# Children in Care On Last Day: 4
CCI Incentive Credits	Avg Performance All CCIs (Points)	Provider Performance (%)*	Possible Points (Weight)	Provider Points Earned
Early EPSDT Medical Visits		100%	2	2.00
Early EPSDT Dental Visits		100%	2	2.00
Permanency Contacts		None Planned	5	
Additional Academic Supports		0%	2	0.00
Active Agency Accreditation		0%	4	0.00
Staff Clinical Licensure		0%	5	0.00
Behavior Management (threshold = 0)		100%	4	4.00
<b>Incentives Total</b>	<b>7.95</b>		<b>24</b>	<b>8.00</b>
Maximum total combined incentive credit allowed is 10 points.			<b>Incentives Awarded</b>	<b>8.00</b>

\*Performance calculation descriptions can be found in the FY 2016 RBWO PBP Measurements and Standards Guide.

Child Protective Services Investigations and Dispositions		
The following investigations data, which is not used for scoring but is considered significant to a provider's performance, is from Georgia SHINES and is not considered final or complete until the end of the fiscal year.		
Total Reports:	0	
Number Screened In:	0	
Number Screened Out:	0	
Number Substantiated:	0	
Number Unsubstantiated:	0	
Number Active CPS Investigations:	0	



**DHS, DFCS, Office of Provider Management**  
**Performance-Based Placement Measures**  
**RBWO Provider GA+SCORECARD - CCI**



**Report Quarter: Q2 FY2016**

**Provider/Program Name: CHRIS 180 Inc. - Rock Shadow (617) - CCI**

**568 Rock Shadow Ct., Stone Mountain, GA 30087**

**Phone: (404) 498-2002**

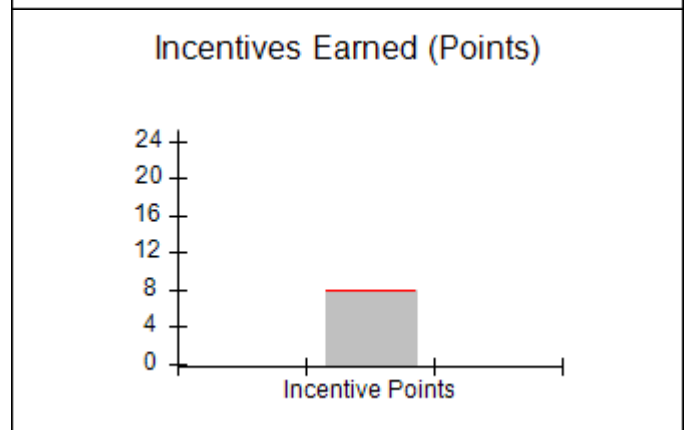
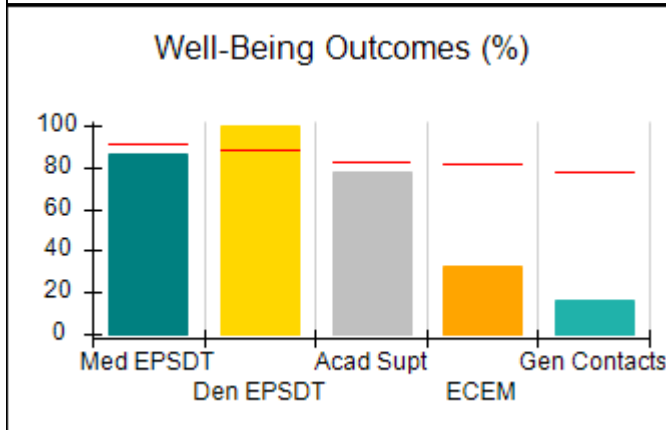
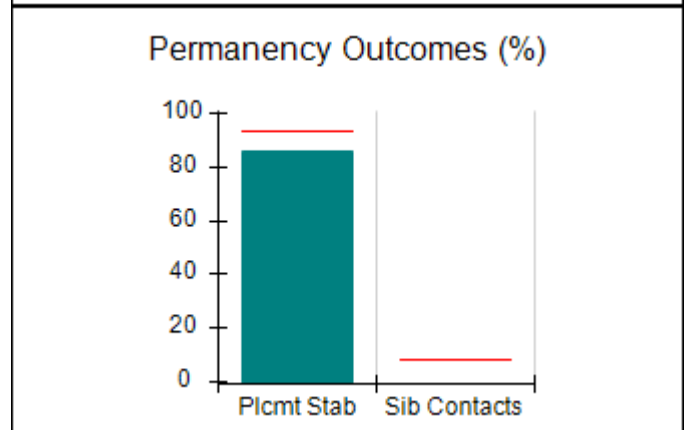
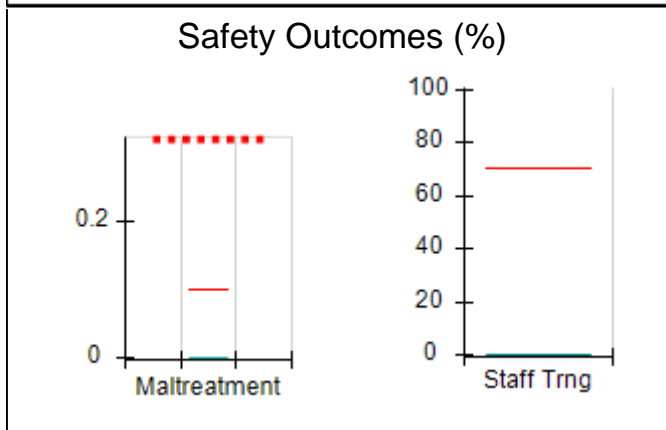
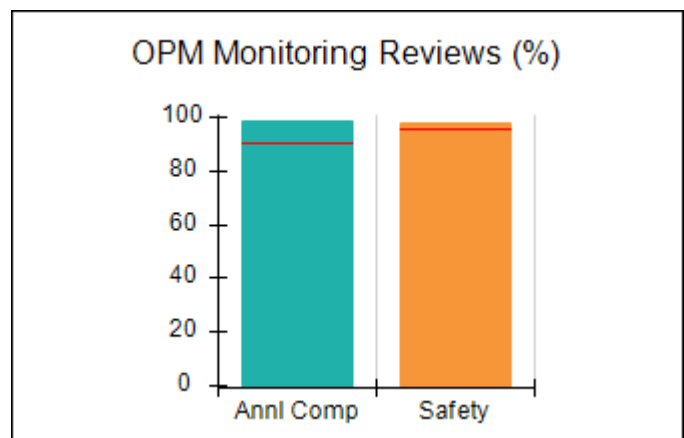
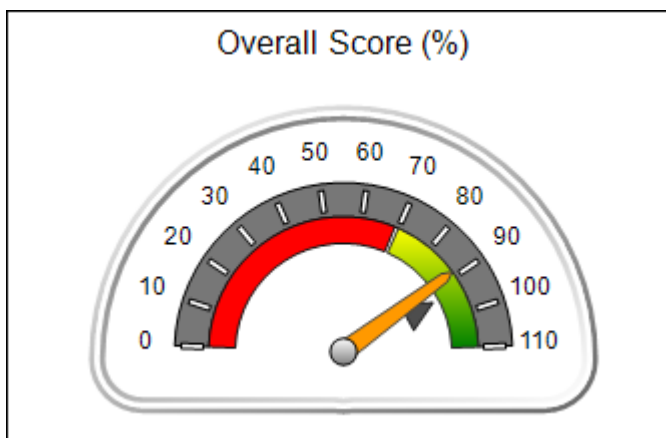
**Vendor ID# 53058**

Quarterly Scores (Grades)		Current Quarter Score (Grade)
Q1: 88.03 (B+)	Q2: 88.63 (B+)	<b>88.63%</b> <b>(B+)</b>
Q3: 80.40 (B-)	Q4: 83.81 (B-)	
Program Census Information:	# Children in Care During Quarter: 7	# Placements During Quarter: 7
		# Children in Care On Last Day: 6

**Quarterly Provider Comparisons to All CCIs**

■■■■■■■■ indicates MalTx Threshold

▼ ————— indicates average for all CCIs





**DHS, DFCS, Office of Provider Management**  
**Performance-Based Placement Measures**  
**RBWO Provider GA+SCORECARD - CCI**  
**Report Quarter: Q2 FY2016**



**Provider/Program Name: CHRIS 180 Inc. - Rock Shadow (617) - CCI**

<b>568 Rock Shadow Ct., Stone Mountain, GA 30087</b>  <b>Phone: (404) 498-2002</b>  <b>Vendor ID# 53058</b>	<b>Quarterly Scores (Grades)</b>		<b>Current Quarter Score (Grade)</b>
	<b>Q1: 88.03 (B+)</b>	<b>Q2: 88.63 (B+)</b>	<b>88.63%</b>
	<b>Q3: 80.40 (B-)</b>	<b>Q4: 83.81 (B-)</b>	<b>(B+)</b>

Program Census Information:	# Children in Care During Quarter: 7	# Placements During Quarter: 7	# Children in Care On Last Day: 6
-----------------------------	--------------------------------------	--------------------------------	-----------------------------------

	<b>Avg Performance All CCIs (%)</b>	<b>Provider Performance (%)*</b>	<b>Possible Points (Weight)</b>	<b>Provider Points Earned</b>
--	-------------------------------------	----------------------------------	---------------------------------	-------------------------------

**OPM Monitoring Reviews**

Annual Comprehensive Reviews	91%	99%	25	24.72
Safety Reviews	96%	98%	15	14.66
<b>Monitoring Sub-Total</b>			<b>40</b>	<b>39.37</b>

**CCI Safety Outcomes**

Incidence of Maltreatment	0.10%	No Substantiated Reports	10	10.00
Staff Training	70%	0%	4	0.00
<b>Safety Sub-Total</b>			<b>14</b>	<b>10.00</b>

**CCI Permanency Outcomes**

Placement Stability	94%	86%	20	17.20
Sibling Contacts	8%	None Planned		
<b>Permanency Sub-Total</b>			<b>20</b>	<b>17.20</b>

**CCI Well-Being Outcomes**

EPSDT Medical Visits	91%	86%	4	3.44
EPSDT Dental Visits	88%	100%	4	4.00
Academic Supports	83%	78%	4	3.12
Provider ECEM Visits	81%	33%	7	2.31
Provider General Contacts	77%	17%	7	1.19
<b>Well-Being Sub-Total</b>			<b>26</b>	<b>14.06</b>

\*Performance calculation descriptions can be found in the FY 2016 RBWO PBP Measurements and Standards Guide.

<b>Monitoring &amp; Outcomes: Possible Points = 100</b>		<b>Points Earned = 80.63</b>	
<b>Score Before Incentives Credit</b>		<b>80.63%</b>	
<b>Incentives Awarded</b>		<b>8.00 pts</b>	
<b>PBP Verification</b>		<b>N/A pts</b>	
<b>Total Score</b>		<b>88.63%</b>	

**Provider/Program Name: CHRIS 180 Inc. - Rock Shadow (617) - CCI**



**DHS, DFCS, Office of Provider Management**  
**Performance-Based Placement Measures**  
**RBWO Provider GA+SCORECARD - CCI**



**Report Quarter: Q2 FY2016**

Program Census Information:		# Children in Care During Quarter: 7	# Placements During Quarter: 7	# Children in Care On Last Day: 6
CCI Incentive Credits	Avg Performance All CCIs (Points)	Provider Performance (%)*	Possible Points (Weight)	Provider Points Earned
Early EPSDT Medical Visits		0%	2	0.00
Early EPSDT Dental Visits		100%	2	2.00
Permanency Contacts		None Planned	5	
Additional Academic Supports		0%	2	0.00
Active Agency Accreditation		50%	4	2.00
Staff Clinical Licensure		0%	5	0.00
Behavior Management (threshold = 0)		100%	4	4.00
<b>Incentives Total</b>	<b>7.95</b>		<b>24</b>	<b>8.00</b>
Maximum total combined incentive credit allowed is 10 points.			<b>Incentives Awarded</b>	<b>8.00</b>

\*Performance calculation descriptions can be found in the FY 2016 RBWO PBP Measurements and Standards Guide.

Child Protective Services Investigations and Dispositions		
The following investigations data, which is not used for scoring but is considered significant to a provider's performance, is from Georgia SHINES and is not considered final or complete until the end of the fiscal year.		
Total Reports:	4	
Number Screened In:	0	
Number Screened Out:	4	
Number Substantiated:	0	
Number Unsubstantiated:	0	
Number Active CPS Investigations:	0	



**DHS, DFCS, Office of Provider Management**  
**Performance-Based Placement Measures**  
**RBWO Provider GA+SCORECARD - CCI**  
**Report Quarter: Q2 FY2016**



**Provider/Program Name: CHRIS 180 Inc. - Sherwood (604) - CCI**

**569 Sherwood Greens, Stone Mountain, GA 30087**

**Phone: (770) 879-7319**

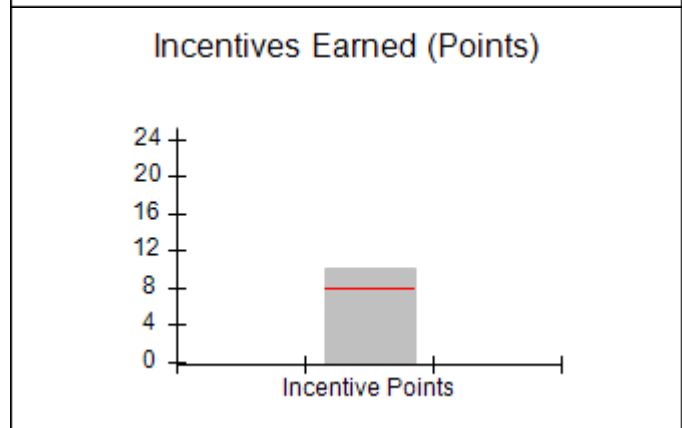
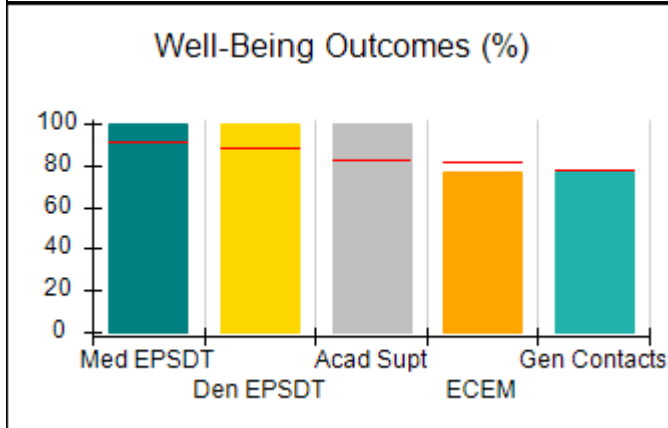
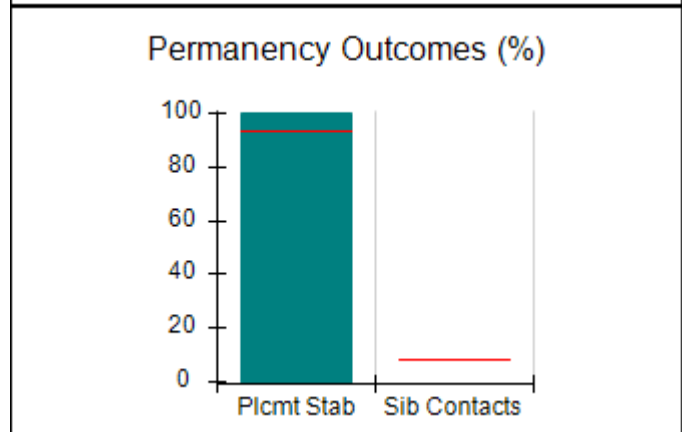
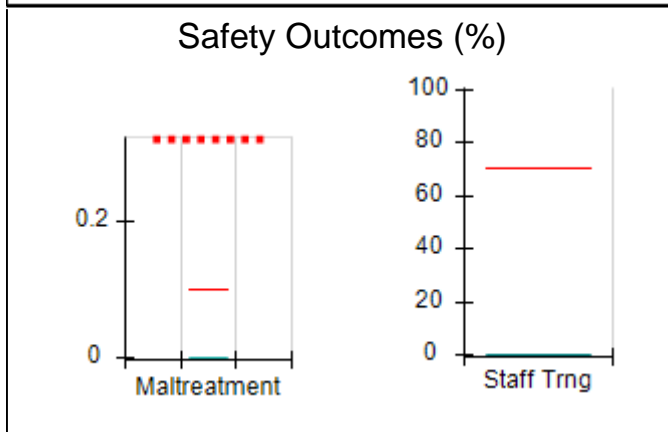
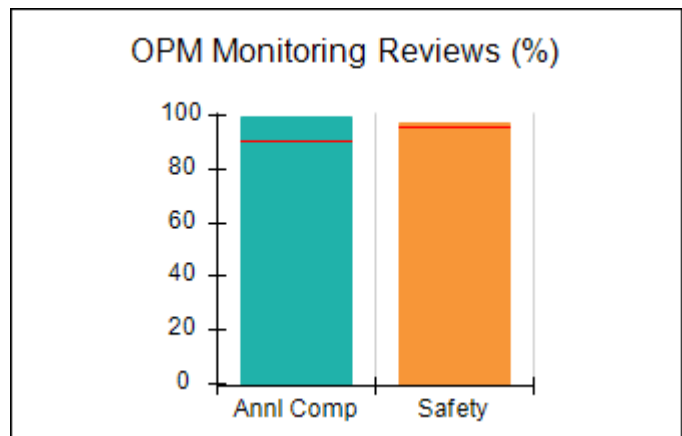
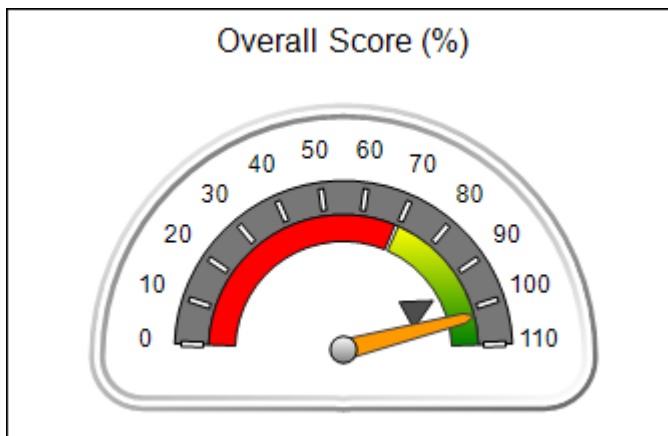
**Vendor ID# 53060**

	Quarterly Scores (Grades)		Current Quarter Score (Grade)
	Q1: 99.29 (A+)	Q2: 102.20 (A+)	<b>102.20% (A+)</b>
	Q3: 98.62 (A+)	Q4: 98.98 (A+)	
Program Census Information:	# Children in Care During Quarter: 6	# Placements During Quarter: 6	# Children in Care On Last Day: 5

**Quarterly Provider Comparisons to All CCIs**

■■■■■■■■ indicates MalTx Threshold

▼ ————— indicates average for all CCIs





**DHS, DFCS, Office of Provider Management**  
**Performance-Based Placement Measures**  
**RBWO Provider GA+SCORECARD - CCI**  
**Report Quarter: Q2 FY2016**



<b>Provider/Program Name: CHRIS 180 Inc. - Sherwood (604) - CCI</b>				
<b>569 Sherwood Greens, Stone Mountain, GA 30087</b>  <b>Phone: (770) 879-7319</b>  <b>Vendor ID# 53060</b>		<b>Quarterly Scores (Grades)</b>		<b>Current Quarter Score (Grade)</b>
		<b>Q1: 99.29 (A+)</b>	<b>Q2: 102.20 (A+)</b>	<b>102.20%</b>
		<b>Q3: 98.62 (A+)</b>	<b>Q4: 98.98 (A+)</b>	<b>(A+)</b>
Program Census Information:		# Children in Care During Quarter: 6	# Placements During Quarter: 6	# Children in Care On Last Day: 5
	<b>Avg Performance All CCIs (%)</b>	<b>Provider Performance (%)*</b>	<b>Possible Points (Weight)</b>	<b>Provider Points Earned</b>
<b>OPM Monitoring Reviews</b>				
Annual Comprehensive Reviews	91%	100%	25	24.88
Safety Reviews	96%	97%	15	14.54
<b>Monitoring Sub-Total</b>			<b>40</b>	<b>39.42</b>
<b>CCI Safety Outcomes</b>				
Incidence of Maltreatment	0.10%	No Substantiated Reports	10	10.00
Staff Training	70%	0%	4	0.00
<b>Safety Sub-Total</b>			<b>14</b>	<b>10.00</b>
<b>CCI Permanency Outcomes</b>				
Placement Stability	94%	100%	20	20.00
Sibling Contacts	8%	None Planned		
<b>Permanency Sub-Total</b>			<b>20</b>	<b>20.00</b>
<b>CCI Well-Being Outcomes</b>				
EPSDT Medical Visits	91%	100%	4	4.00
EPSDT Dental Visits	88%	100%	4	4.00
Academic Supports	83%	100%	4	4.00
Provider ECEM Visits	81%	77%	7	5.39
Provider General Contacts	77%	77%	7	5.39
<b>Well-Being Sub-Total</b>			<b>26</b>	<b>22.78</b>
*Performance calculation descriptions can be found in the FY 2016 RBWO PBP Measurements and Standards Guide.				

<b>Monitoring &amp; Outcomes: Possible Points = 100</b>		<b>Points Earned = 92.20</b>	
<b>Score Before Incentives Credit</b>			<b>92.20%</b>
<b>Incentives Awarded</b>			<b>10.00 pts</b>
<b>PBP Verification</b>			<b>N/A pts</b>
<b>Total Score</b>			<b>102.20%</b>

**Provider/Program Name: CHRIS 180 Inc. - Sherwood (604) - CCI**





**DHS, DFCS, Office of Provider Management**  
**Performance-Based Placement Measures**  
**RBWO Provider GA+SCORECARD - CCI**



**Report Quarter: Q2 FY2016**

Program Census Information:		# Children in Care During Quarter: 6	# Placements During Quarter: 6	# Children in Care On Last Day: 5
CCI Incentive Credits	Avg Performance All CCIs (Points)	Provider Performance (%)*	Possible Points (Weight)	Provider Points Earned
Early EPSDT Medical Visits		100%	2	2.00
Early EPSDT Dental Visits		100%	2	2.00
Permanency Contacts		None Planned	5	
Additional Academic Supports		0%	2	0.00
Active Agency Accreditation		50%	4	2.00
Staff Clinical Licensure		0%	5	0.00
Behavior Management (threshold = 0)		100%	4	4.00
<b>Incentives Total</b>	<b>7.95</b>		<b>24</b>	<b>10.00</b>
Maximum total combined incentive credit allowed is 10 points.			<b>Incentives Awarded</b>	<b>10.00</b>

\*Performance calculation descriptions can be found in the FY 2016 RBWO PBP Measurements and Standards Guide.

Child Protective Services Investigations and Dispositions		
The following investigations data, which is not used for scoring but is considered significant to a provider's performance, is from Georgia SHINES and is not considered final or complete until the end of the fiscal year.		
Total Reports:	1	
Number Screened In:	0	
Number Screened Out:	1	
Number Substantiated:	0	
Number Unsubstantiated:	0	
Number Active CPS Investigations:	0	



**DHS, DFCS, Office of Provider Management**  
**Performance-Based Placement Measures**  
**RBWO Provider GA+SCORECARD - CCI**  
**Report Quarter: Q2 FY2016**



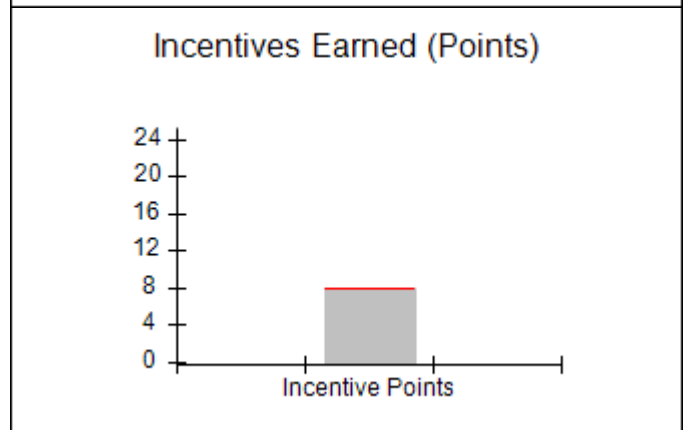
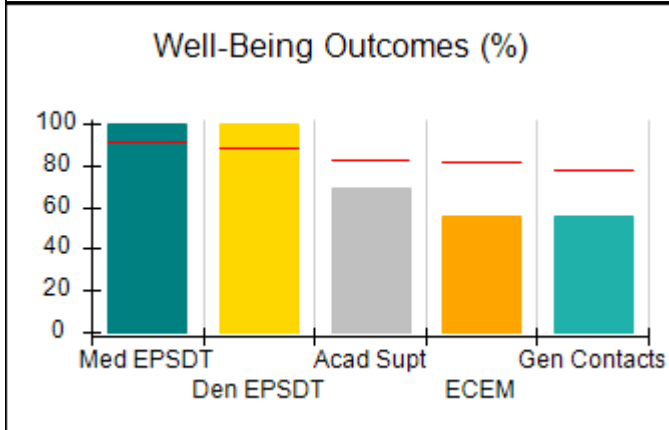
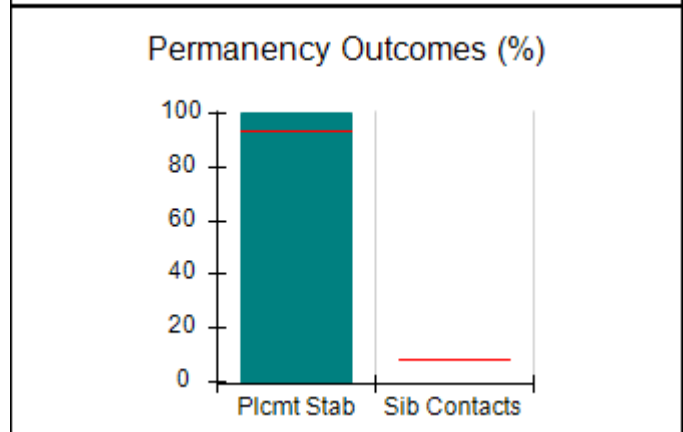
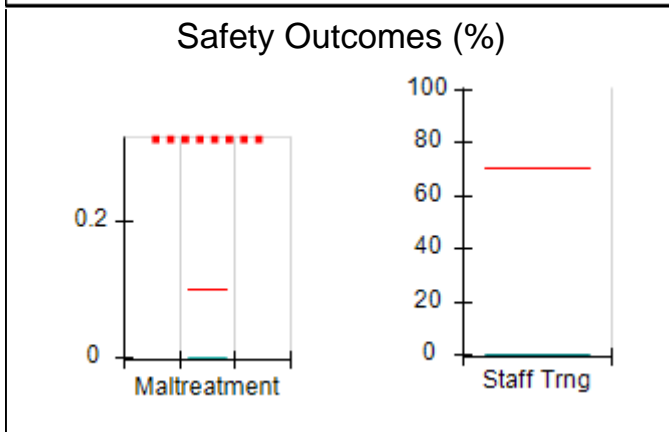
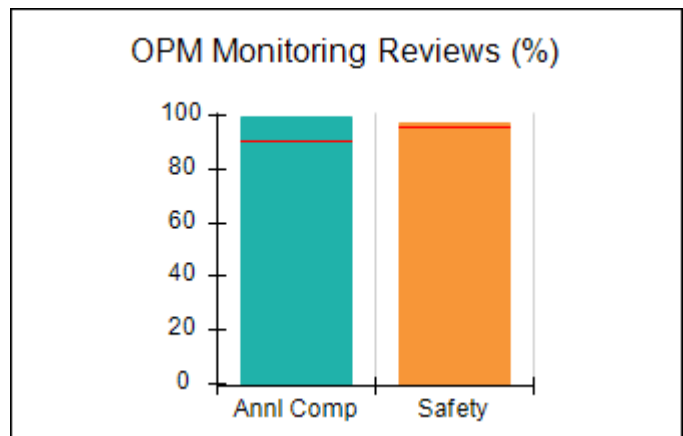
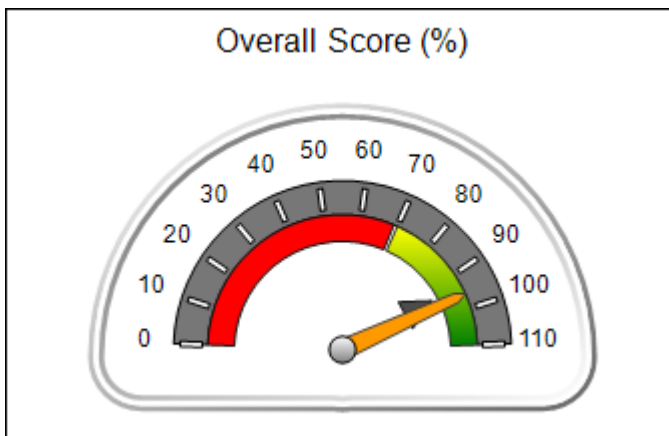
**Provider/Program Name: CHRIS 180 Inc. - Stephenson (605) - CCI**

<b>505 Stephenson Rd., Stone Mountain, GA 30087</b>  <b>Phone: (770) 413-0741</b>  <b>Vendor ID# 53061</b>	Quarterly Scores (Grades)		Current Quarter Score (Grade)
	Q1: 92.42 (A-)	Q2: 96.01 (A)	<b>96.01%</b> <b>(A)</b>
	Q3: 94.88 (A)	Q4: 99.39 (A+)	
Program Census Information:	# Children in Care During Quarter: 7	# Placements During Quarter: 7	# Children in Care On Last Day: 6

**Quarterly Provider Comparisons to All CCIs**

■■■■■■■■ indicates MalTx Threshold

▼ ————— indicates average for all CCIs





**DHS, DFCS, Office of Provider Management**  
**Performance-Based Placement Measures**  
**RBWO Provider GA+SCORECARD - CCI**  
**Report Quarter: Q2 FY2016**



**Provider/Program Name: CHRIS 180 Inc. - Stephenson (605) - CCI**

<b>505 Stephenson Rd., Stone Mountain, GA 30087</b>  <b>Phone: (770) 413-0741</b>  <b>Vendor ID# 53061</b>	Quarterly Scores (Grades)		Current Quarter Score (Grade)
	Q1: 92.42 (A-)	Q2: 96.01 (A)	<b>96.01%</b> <b>(A)</b>
	Q3: 94.88 (A)	Q4: 99.39 (A+)	

Program Census Information:	# Children in Care During Quarter: 7	# Placements During Quarter: 7	# Children in Care On Last Day: 6
-----------------------------	--------------------------------------	--------------------------------	-----------------------------------

	Avg Performance All CCIs (%)	Provider Performance (%)*	Possible Points (Weight)	Provider Points Earned
--	------------------------------	---------------------------	--------------------------	------------------------

**OPM Monitoring Reviews**

Annual Comprehensive Reviews	91%	99%	25	24.83
Safety Reviews	96%	97%	15	14.58
<b>Monitoring Sub-Total</b>			<b>40</b>	<b>39.41</b>

**CCI Safety Outcomes**

Incidence of Maltreatment	0.10%	No Substantiated Reports	10	10.00
Staff Training	70%	0%	4	0.00
<b>Safety Sub-Total</b>			<b>14</b>	<b>10.00</b>

**CCI Permanency Outcomes**

Placement Stability	94%	100%	20	20.00
Sibling Contacts	8%	None Planned		
<b>Permanency Sub-Total</b>			<b>20</b>	<b>20.00</b>

**CCI Well-Being Outcomes**

EPSDT Medical Visits	91%	100%	4	4.00
EPSDT Dental Visits	88%	100%	4	4.00
Academic Supports	83%	69%	4	2.76
Provider ECEM Visits	81%	56%	7	3.92
Provider General Contacts	77%	56%	7	3.92
<b>Well-Being Sub-Total</b>			<b>26</b>	<b>18.60</b>

\*Performance calculation descriptions can be found in the FY 2016 RBWO PBP Measurements and Standards Guide.

<b>Monitoring &amp; Outcomes: Possible Points = 100</b>	<b>Points Earned = 88.01</b>
<b>Score Before Incentives Credit</b>	<b>88.01%</b>
<b>Incentives Awarded</b>	<b>8.00 pts</b>
<b>PBP Verification</b>	<b>N/A pts</b>
<b>Total Score</b>	<b>96.01%</b>

**Provider/Program Name: CHRIS 180 Inc. - Stephenson (605) - CCI**



**DHS, DFCS, Office of Provider Management**  
**Performance-Based Placement Measures**  
**RBWO Provider GA+SCORECARD - CCI**



**Report Quarter: Q2 FY2016**

Program Census Information:		# Children in Care During Quarter: 7	# Placements During Quarter: 7	# Children in Care On Last Day: 6
<b>CCI Incentive Credits</b>	<b>Avg Performance All CCIs (Points)</b>	<b>Provider Performance (%)*</b>	<b>Possible Points (Weight)</b>	<b>Provider Points Earned</b>
Early EPSDT Medical Visits		Not Eligible	2	
Early EPSDT Dental Visits		100%	2	2.00
Permanency Contacts		0%	5	0.00
Additional Academic Supports		0%	2	0.00
Active Agency Accreditation		50%	4	2.00
Staff Clinical Licensure		0%	5	0.00
Behavior Management (threshold = 0)		100%	4	4.00
<b>Incentives Total</b>	<b>7.95</b>		<b>24</b>	<b>8.00</b>
Maximum total combined incentive credit allowed is 10 points.			<b>Incentives Awarded</b>	<b>8.00</b>

\*Performance calculation descriptions can be found in the FY 2016 RBWO PBP Measurements and Standards Guide.

### Child Protective Services Investigations and Dispositions

The following investigations data, which is not used for scoring but is considered significant to a provider's performance, is from Georgia SHINES and is not considered final or complete until the end of the fiscal year.

Total Reports:	0
Number Screened In:	0
Number Screened Out:	0
Number Substantiated:	0
Number Unsubstantiated:	0
Number Active CPS Investigations:	0



**DHS, DFCS, Office of Provider Management**  
**Performance-Based Placement Measures**  
**RBWO Provider GA+SCORECARD - CCI**  
**Report Quarter: Q2 FY2016**



**Provider/Program Name: Christian City Home for Children - (585) - CCI**

7345 Red Oak Rd., Union City, GA 30291

Phone: 770-964-3309

Vendor ID# 35284

**Quarterly Scores (Grades)**

Q1: 107.09 (A+)

Q2: 104.03 (A+)

Q3: 102.42 (A+)

Q4: 104.82 (A+)

**Current Quarter Score (Grade)**

**104.03%**

**(A+)**

Program Census Information:

# Children in Care During Quarter: 19

# Placements During Quarter: 20

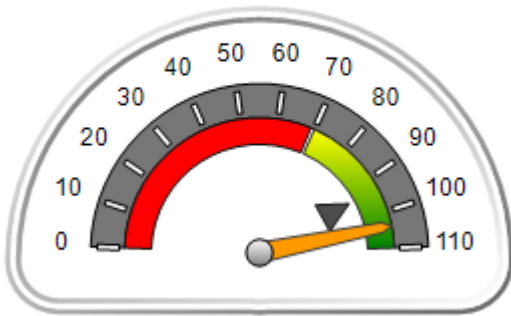
# Children in Care On Last Day: 15

**Quarterly Provider Comparisons to All CCIs**

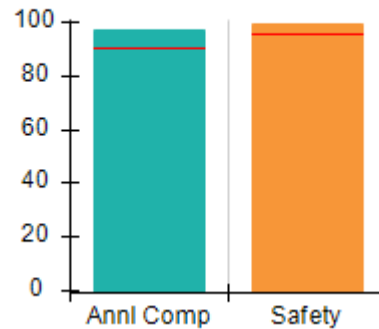
■■■■■■■■ indicates MalTx Threshold

▼ ————— indicates average for all CCIs

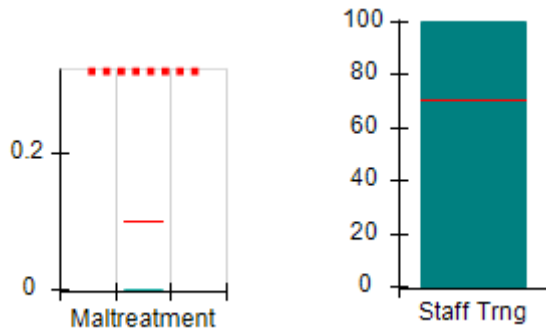
**Overall Score (%)**



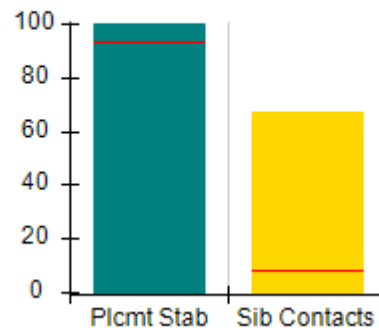
**OPM Monitoring Reviews (%)**



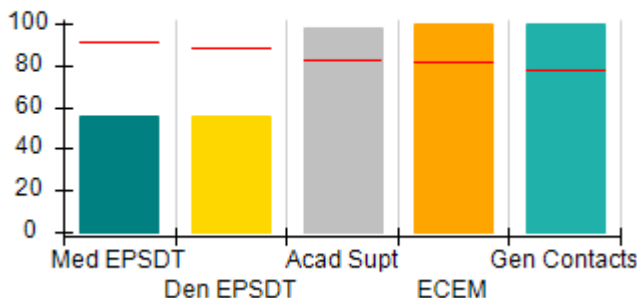
**Safety Outcomes (%)**



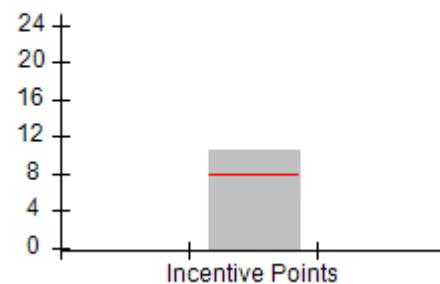
**Permanency Outcomes (%)**



**Well-Being Outcomes (%)**



**Incentives Earned (Points)**





**DHS, DFCS, Office of Provider Management**  
**Performance-Based Placement Measures**  
**RBWO Provider GA+SCORECARD - CCI**  
**Report Quarter: Q2 FY2016**



**Provider/Program Name: Christian City Home for Children - (585) - CCI**

<b>7345 Red Oak Rd., Union City, GA 30291</b>  <b>Phone: 770-964-3309</b>  <b>Vendor ID# 35284</b>	<b>Quarterly Scores (Grades)</b>		<b>Current Quarter Score (Grade)</b>
	<b>Q1: 107.09 (A+)</b>	<b>Q2: 104.03 (A+)</b>	<b>104.03%</b>
	<b>Q3: 102.42 (A+)</b>	<b>Q4: 104.82 (A+)</b>	<b>(A+)</b>

Program Census Information:	# Children in Care During Quarter: 19	# Placements During Quarter: 20	# Children in Care On Last Day: 15
-----------------------------	---------------------------------------	---------------------------------	------------------------------------

	<b>Avg Performance All CCIs (%)</b>	<b>Provider Performance (%)*</b>	<b>Possible Points (Weight)</b>	<b>Provider Points Earned</b>
--	-------------------------------------	----------------------------------	---------------------------------	-------------------------------

**OPM Monitoring Reviews**

Annual Comprehensive Reviews	91%	98%	25	24.39
Safety Reviews	96%	99%	15	14.89
<b>Monitoring Sub-Total</b>			<b>40</b>	<b>39.28</b>

**CCI Safety Outcomes**

Incidence of Maltreatment	0.10%	No Substantiated Reports	10	10.00
Staff Training	70%	100%	4	4.00
<b>Safety Sub-Total</b>			<b>14</b>	<b>14.00</b>

**CCI Permanency Outcomes**

Placement Stability	94%	100%	15	15.00
Sibling Contacts	8%	67%	5	3.35
<b>Permanency Sub-Total</b>			<b>20</b>	<b>18.35</b>

**CCI Well-Being Outcomes**

EPSDT Medical Visits	91%	56%	4	2.24
EPSDT Dental Visits	88%	56%	4	2.24
Academic Supports	83%	98%	4	3.92
Provider ECEM Visits	81%	100%	7	7.00
Provider General Contacts	77%	100%	7	7.00
<b>Well-Being Sub-Total</b>			<b>26</b>	<b>22.40</b>

\*Performance calculation descriptions can be found in the FY 2016 RBWO PBP Measurements and Standards Guide.

<b>Monitoring &amp; Outcomes: Possible Points = 100</b>		<b>Points Earned = 94.03</b>	
<b>Score Before Incentives Credit</b>		<b>94.03%</b>	
<b>Incentives Awarded</b>		<b>10.00 pts</b>	
<b>PBP Verification</b>		<b>N/A pts</b>	
<b>Total Score</b>		<b>104.03%</b>	

**Provider/Program Name: Christian City Home for Children - (585) - CCI**



**DHS, DFCS, Office of Provider Management**  
**Performance-Based Placement Measures**  
**RBWO Provider GA+SCORECARD - CCI**



**Report Quarter: Q2 FY2016**

Program Census Information:		# Children in Care During Quarter: 19	# Placements During Quarter: 20	# Children in Care On Last Day: 15
CCI Incentive Credits	Avg Performance All CCIs (Points)	Provider Performance (%)*	Possible Points (Weight)	Provider Points Earned
Early EPSDT Medical Visits		13%	2	0.26
Early EPSDT Dental Visits		36%	2	0.72
Permanency Contacts		67%	5	3.35
Additional Academic Supports		57%	2	1.14
Active Agency Accreditation		0%	4	0.00
Staff Clinical Licensure		20%	5	1.00
Behavior Management (threshold = 0)		100%	4	4.00
<b>Incentives Total</b>	<b>7.95</b>		<b>24</b>	<b>10.47</b>
Maximum total combined incentive credit allowed is 10 points.			<b>Incentives Awarded</b>	<b>10.00</b>

\*Performance calculation descriptions can be found in the FY 2016 RBWO PBP Measurements and Standards Guide.

Child Protective Services Investigations and Dispositions		
The following investigations data, which is not used for scoring but is considered significant to a provider's performance, is from Georgia SHINES and is not considered final or complete until the end of the fiscal year.		
Total Reports:	0	
Number Screened In:	0	
Number Screened Out:	0	
Number Substantiated:	0	
Number Unsubstantiated:	0	
Number Active CPS Investigations:	0	



**DHS, DFCS, Office of Provider Management**  
**Performance-Based Placement Measures**  
**RBWO Provider GA+SCORECARD - CCI**



**Report Quarter: Q2 FY2016**

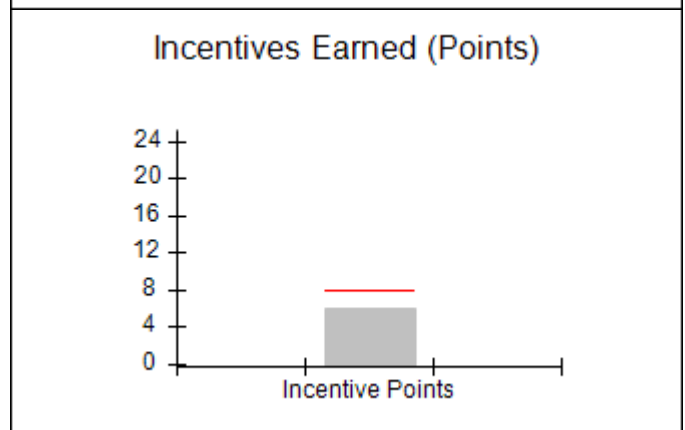
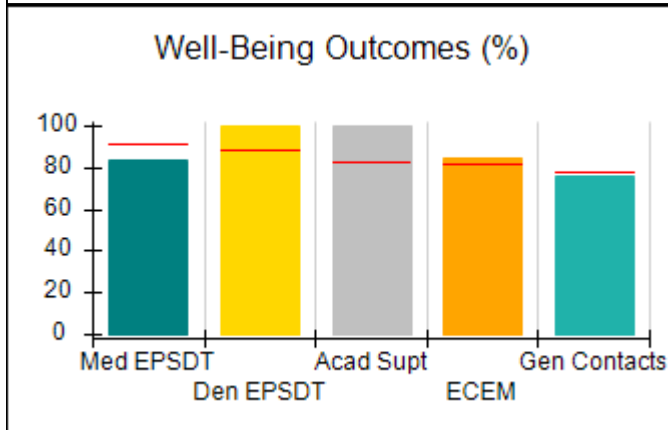
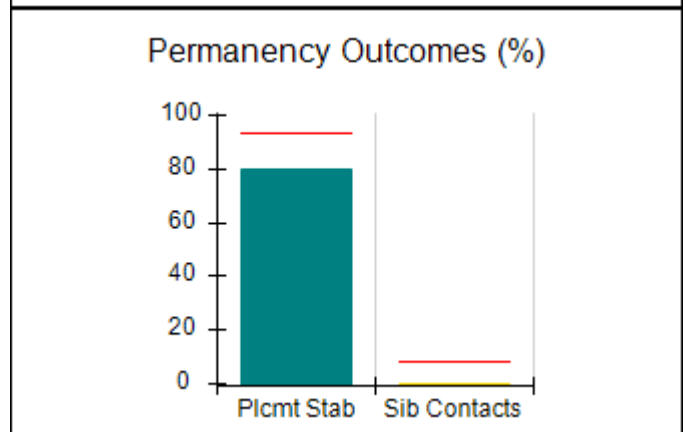
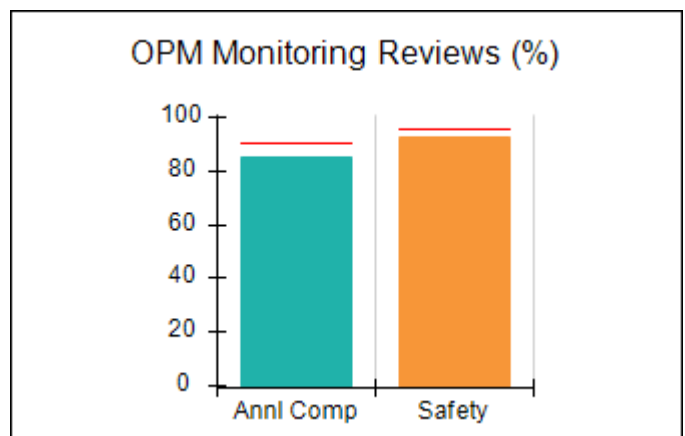
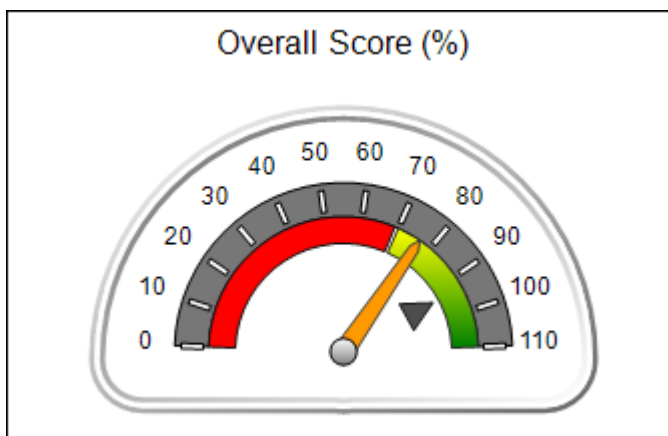
**Provider/Program Name: Community Growth Children's Academy - (5169) - CCI**

<b>344 Roberts Road, Barnesville, GA 30204</b>  <b>Phone: 770-584-6276</b>  <b>Vendor ID# 116932</b>	Quarterly Scores (Grades)		Current Quarter Score (Grade)
	Q1: 88.59 (B+)	Q2: 76.54 (C)	<b>76.54%</b> <b>(C)</b>
	Q3: 85.50 (B)	Q4: 86.71 (B)	
Program Census Information:	# Children in Care During Quarter: 10	# Placements During Quarter: 11	# Children in Care On Last Day: 5

**Quarterly Provider Comparisons to All CCIs**

■■■■■■■■ indicates MalTx Threshold

▼ ————— indicates average for all CCIs







**DHS, DFCS, Office of Provider Management**  
**Performance-Based Placement Measures**  
**RBWO Provider GA+SCORECARD - CCI**  
**Report Quarter: Q2 FY2016**



<b>Provider/Program Name: Community Growth Children's Academy - (5169) - CCI</b>				
<b>344 Roberts Road, Barnesville, GA 30204</b>		<b>Quarterly Scores (Grades)</b>		<b>Current Quarter Score (Grade)</b>
<b>Phone: 770-584-6276</b>		<b>Q1: 88.59 (B+)</b>	<b>Q2: 76.54 (C)</b>	<b>76.54%</b>
<b>Vendor ID# 116932</b>		<b>Q3: 85.50 (B)</b>	<b>Q4: 86.71 (B)</b>	<b>(C)</b>
<b>Program Census Information:</b>		<b># Children in Care During Quarter: 10</b>	<b># Placements During Quarter: 11</b>	<b># Children in Care On Last Day: 5</b>
	<b>Avg Performance All CCIs (%)</b>	<b>Provider Performance (%)*</b>	<b>Possible Points (Weight)</b>	<b>Provider Points Earned</b>
<b>OPM Monitoring Reviews</b>				
Annual Comprehensive Reviews	91%	85%	25	21.33
Safety Reviews	96%	93%	15	13.93
<b>Monitoring Sub-Total</b>			<b>40</b>	<b>35.26</b>
<b>CCI Safety Outcomes</b>				
Incidence of Maltreatment	0.10%	No Substantiated Reports	10	10.00
Staff Training	70%	100%	4	4.00
<b>Safety Sub-Total</b>			<b>14</b>	<b>14.00</b>
<b>CCI Permanency Outcomes</b>				
Placement Stability	94%	80%	15	12.00
Sibling Contacts	8%	0%	5	0.00
<b>Permanency Sub-Total</b>			<b>20</b>	<b>12.00</b>
<b>CCI Well-Being Outcomes</b>				
EPSDT Medical Visits	91%	83%	4	3.32
EPSDT Dental Visits	88%	100%	4	4.00
Academic Supports	83%	100%	4	4.00
Provider ECEM Visits	81%	84%	7	5.88
Provider General Contacts	77%	76%	7	5.32
<b>Well-Being Sub-Total</b>			<b>26</b>	<b>22.52</b>
*Performance calculation descriptions can be found in the FY 2016 RBWO PBP Measurements and Standards Guide.				

<b>Monitoring &amp; Outcomes: Possible Points = 100</b>		<b>Points Earned = 83.78</b>	
<b>Score Before Incentives Credit</b>		<b>83.78%</b>	
<b>Incentives Awarded</b>		<b>5.94 pts</b>	
<b>PBP Verification</b>		<b>-13.18 pts</b>	
<b>Total Score</b>		<b>76.54%</b>	

<b>Provider/Program Name: Community Growth Children's Academy - (5169) - CCI</b>
--



**DHS, DFCS, Office of Provider Management**  
**Performance-Based Placement Measures**  
**RBWO Provider GA+SCORECARD - CCI**



**Report Quarter: Q2 FY2016**

Program Census Information:		# Children in Care During Quarter: 10	# Placements During Quarter: 11	# Children in Care On Last Day: 5
CCI Incentive Credits	Avg Performance All CCIs (Points)	Provider Performance (%)*	Possible Points (Weight)	Provider Points Earned
Early EPSDT Medical Visits		0%	2	0.00
Early EPSDT Dental Visits		50%	2	1.00
Permanency Contacts		0%	5	0.00
Additional Academic Supports		47%	2	0.94
Active Agency Accreditation		0%	4	0.00
Staff Clinical Licensure		0%	5	0.00
Behavior Management (threshold = 0)		100%	4	4.00
<b>Incentives Total</b>	<b>7.95</b>		<b>24</b>	<b>5.94</b>
Maximum total combined incentive credit allowed is 10 points.			<b>Incentives Awarded</b>	<b>5.94</b>

\*Performance calculation descriptions can be found in the FY 2016 RBWO PBP Measurements and Standards Guide.

Child Protective Services Investigations and Dispositions		
The following investigations data, which is not used for scoring but is considered significant to a provider's performance, is from Georgia SHINES and is not considered final or complete until the end of the fiscal year.		
Total Reports:	0	
Number Screened In:	0	
Number Screened Out:	0	
Number Substantiated:	0	
Number Unsubstantiated:	0	
Number Active CPS Investigations:	0	



**DHS, DFCS, Office of Provider Management**  
**Performance-Based Placement Measures**  
**RBWO Provider GA+SCORECARD - CCI**



**Report Quarter: Q2 FY2016**

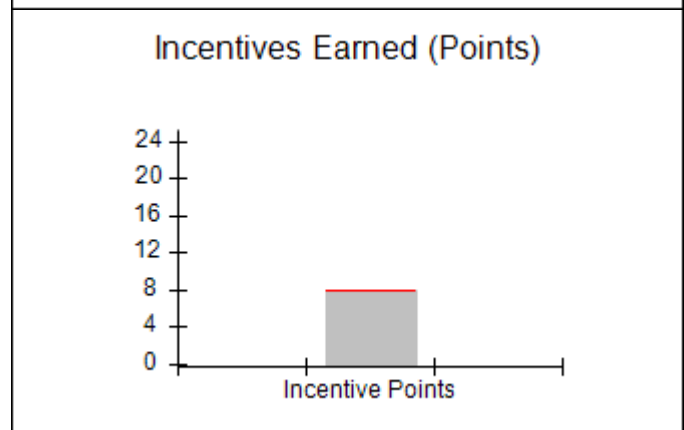
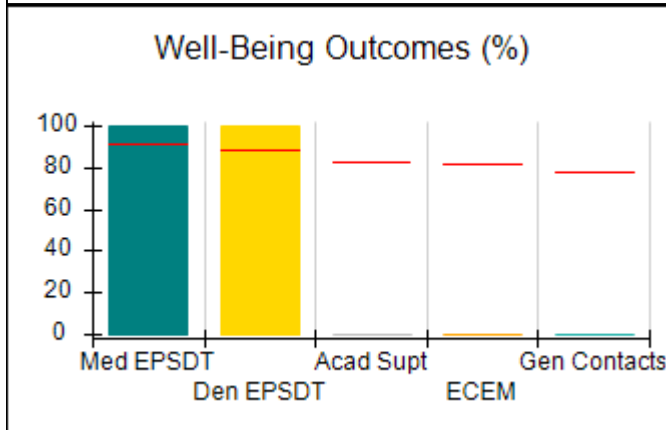
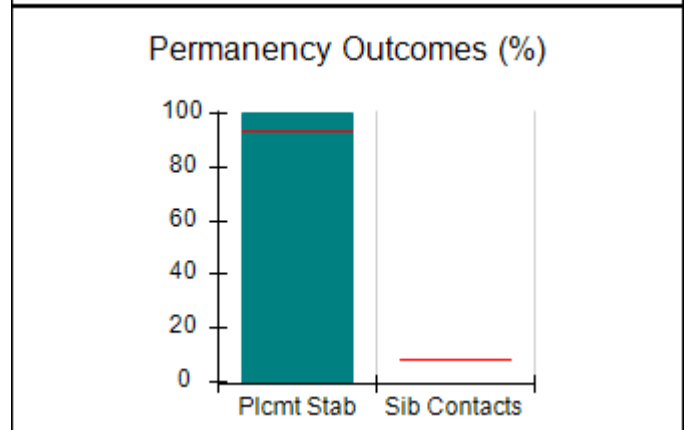
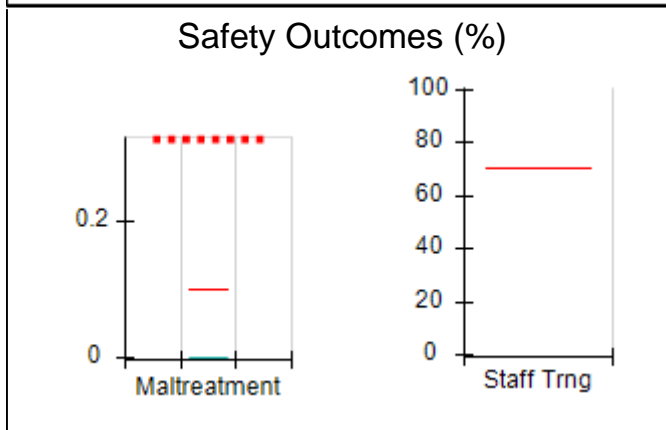
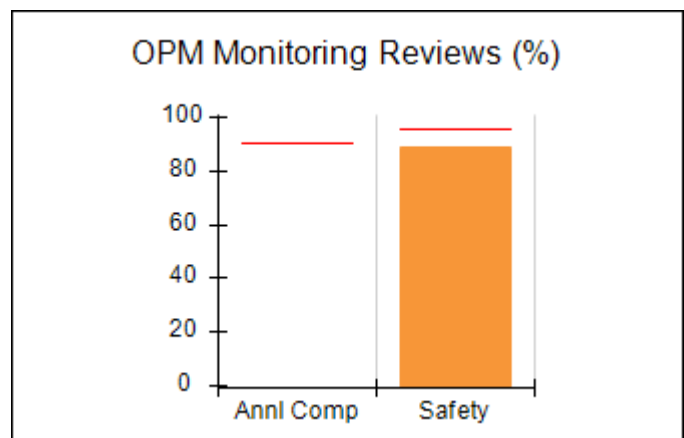
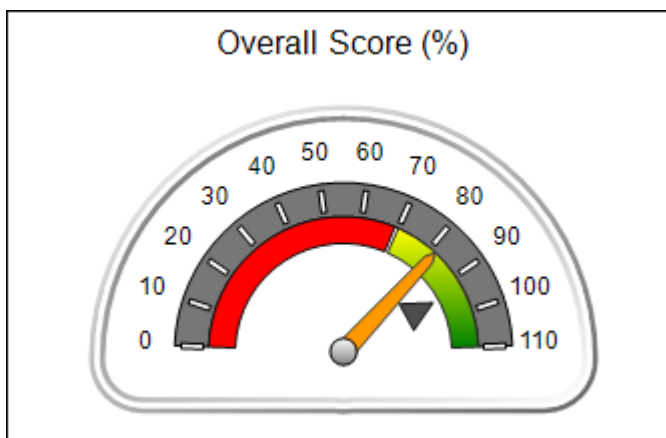
**Provider/Program Name: Coweta Teen Mothers & Babe Service Center, Inc. - (5145) - CCI**

<b>5107 Rocky Run, Stone Mountain, GA 30088</b>  <b>Phone: 770-808-9108</b>  <b>Vendor ID# 115437</b>	Quarterly Scores (Grades)		Current Quarter Score (Grade)
	Q1: 75.73 (C)	Q2: 81.80 (B-)	<b>81.80%</b> <b>(B-)</b>
	Q3: 72.97 (C-)	Q4: 71.29 (C-)	
Program Census Information:	# Children in Care During Quarter: 3	# Placements During Quarter: 3	# Children in Care On Last Day: 3

**Quarterly Provider Comparisons to All CCIs**

■■■■■■■■ indicates MalTx Threshold

▼ ————— indicates average for all CCIs





**DHS, DFCS, Office of Provider Management**  
**Performance-Based Placement Measures**  
**RBWO Provider GA+SCORECARD - CCI**  
**Report Quarter: Q2 FY2016**



**Provider/Program Name: Coweta Teen Mothers & Babe Service Center, Inc. - (5145) - CCI**

<b>5107 Rocky Run, Stone Mountain, GA 30088</b>  <b>Phone: 770-808-9108</b>  <b>Vendor ID# 115437</b>	<b>Quarterly Scores (Grades)</b>		<b>Current Quarter Score (Grade)</b>
	<b>Q1: 75.73 (C)</b>	<b>Q2: 81.80 (B-)</b>	<b>81.80%</b>
	<b>Q3: 72.97 (C-)</b>	<b>Q4: 71.29 (C-)</b>	<b>(B-)</b>

Program Census Information:	# Children in Care During Quarter: 3	# Placements During Quarter: 3	# Children in Care On Last Day: 3
-----------------------------	--------------------------------------	--------------------------------	-----------------------------------

	<b>Avg Performance All CCIs (%)</b>	<b>Provider Performance (%)*</b>	<b>Possible Points (Weight)</b>	<b>Provider Points Earned</b>
--	-------------------------------------	----------------------------------	---------------------------------	-------------------------------

**OPM Monitoring Reviews**

Annual Comprehensive Reviews	91%	Not Yet Conducted		
Safety Reviews	96%	89%	15	13.35
<b>Monitoring Sub-Total</b>			<b>15</b>	<b>13.35</b>

**CCI Safety Outcomes**

Incidence of Maltreatment	0.10%	No Substantiated Reports	14	14.00
Staff Training	70%	Not Eligible		
<b>Safety Sub-Total</b>			<b>14</b>	<b>14.00</b>

**CCI Permanency Outcomes**

Placement Stability	94%	100%	20	20.00
Sibling Contacts	8%	None Planned		
<b>Permanency Sub-Total</b>			<b>20</b>	<b>20.00</b>

**CCI Well-Being Outcomes**

EPSDT Medical Visits	91%	100%	4	4.00
EPSDT Dental Visits	88%	100%	4	4.00
Academic Supports	83%	0%	4	0.00
Provider ECEM Visits	81%	0%	7	0.00
Provider General Contacts	77%	0%	7	0.00
<b>Well-Being Sub-Total</b>			<b>26</b>	<b>8.00</b>

\*Performance calculation descriptions can be found in the FY 2016 RBWO PBP Measurements and Standards Guide.

<b>Monitoring &amp; Outcomes: Possible Points = 75</b>		<b>Points Earned = 55.35</b>	
<b>Score Before Incentives Credit</b>		<b>73.80%</b>	
<b>Incentives Awarded</b>		<b>8.00 pts</b>	
<b>PBP Verification</b>		<b>N/A pts</b>	
<b>Total Score</b>		<b>81.80%</b>	

**Provider/Program Name: Coweta Teen Mothers & Babe Service Center, Inc. - (5145) - CCI**



**DHS, DFCS, Office of Provider Management**  
**Performance-Based Placement Measures**  
**RBWO Provider GA+SCORECARD - CCI**



**Report Quarter: Q2 FY2016**

Program Census Information:		# Children in Care During Quarter: 3	# Placements During Quarter: 3	# Children in Care On Last Day: 3
CCI Incentive Credits	Avg Performance All CCIs (Points)	Provider Performance (%)*	Possible Points (Weight)	Provider Points Earned
Early EPSDT Medical Visits		100%	2	2.00
Early EPSDT Dental Visits		100%	2	2.00
Permanency Contacts		0%	5	0.00
Additional Academic Supports		0%	2	0.00
Active Agency Accreditation		0%	4	0.00
Staff Clinical Licensure		0%	5	0.00
Behavior Management (threshold = 0)		100%	4	4.00
<b>Incentives Total</b>	<b>7.95</b>		<b>24</b>	<b>8.00</b>
Maximum total combined incentive credit allowed is 10 points.			<b>Incentives Awarded</b>	<b>8.00</b>

\*Performance calculation descriptions can be found in the FY 2016 RBWO PBP Measurements and Standards Guide.

Child Protective Services Investigations and Dispositions		
The following investigations data, which is not used for scoring but is considered significant to a provider's performance, is from Georgia SHINES and is not considered final or complete until the end of the fiscal year.		
Total Reports:	0	
Number Screened In:	0	
Number Screened Out:	0	
Number Substantiated:	0	
Number Unsubstantiated:	0	
Number Active CPS Investigations:	0	



**DHS, DFCS, Office of Provider Management**  
**Performance-Based Placement Measures**  
**RBWO Provider GA+SCORECARD - CCI**  
**Report Quarter: Q2 FY2016**



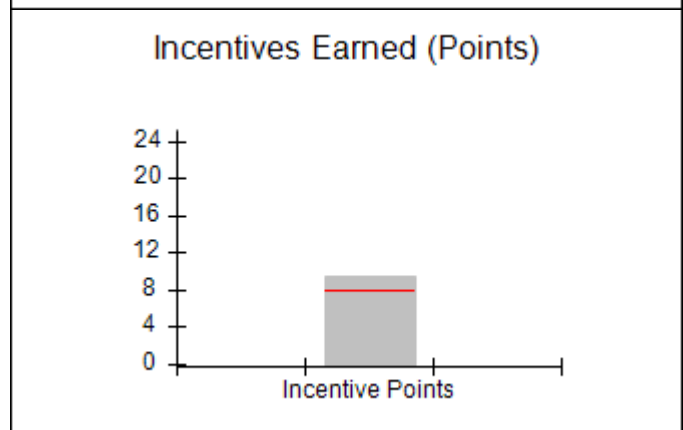
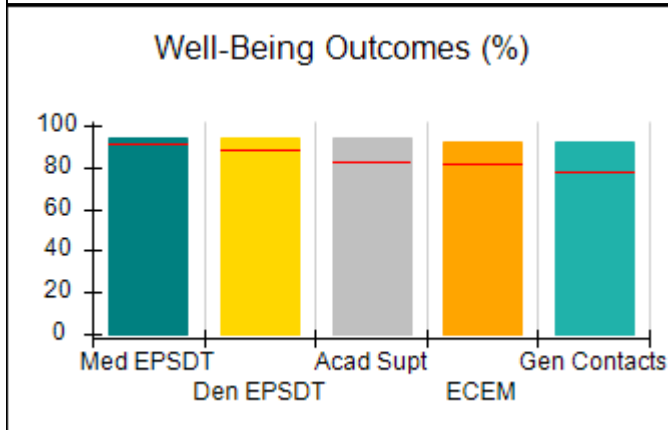
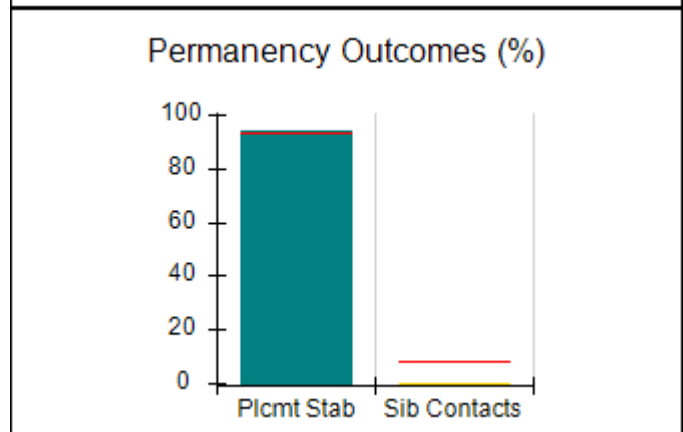
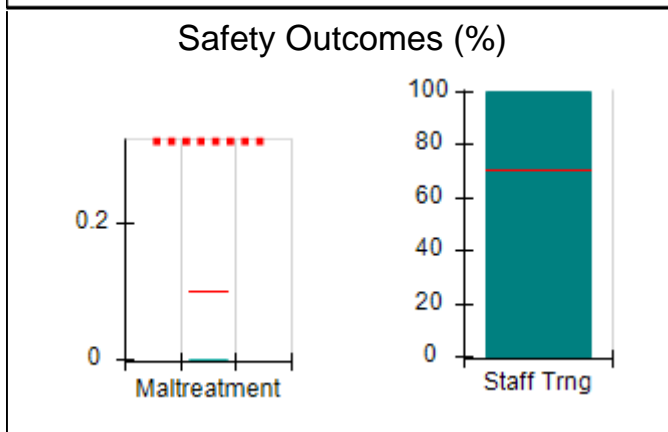
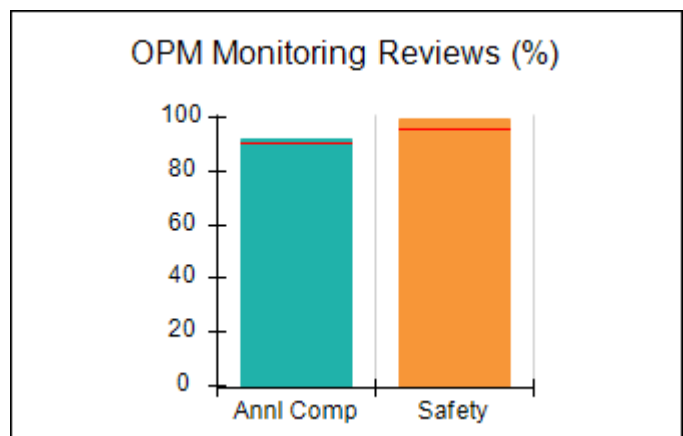
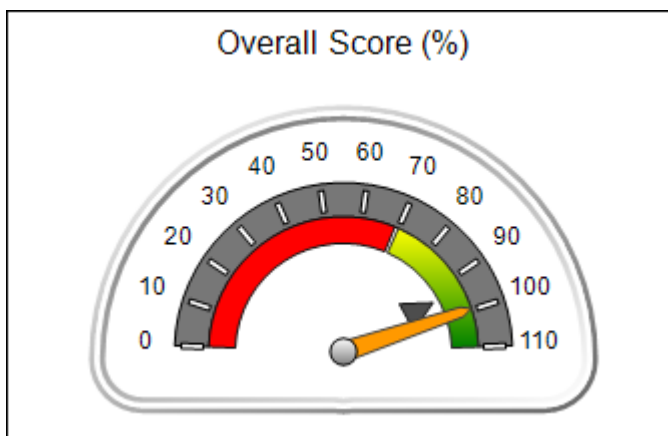
**Provider/Program Name: Deloach Group Home - (619) - CCI**

<b>282 North East Anchor RD, Ludowici, GA 31316</b>  <b>Phone: 912-545-9458</b>  <b>Vendor ID# 35304</b>	Quarterly Scores (Grades)		Current Quarter Score (Grade)
	Q1: 102.34 (A+)	Q2: 99.67 (A+)	<b>99.67%</b> <b>(A+)</b>
	Q3: 94.38 (A)	Q4: 97.82 (A+)	
Program Census Information:	# Children in Care During Quarter: 18	# Placements During Quarter: 20	# Children in Care On Last Day: 16

**Quarterly Provider Comparisons to All CCIs**

■■■■■■■■ indicates MalTx Threshold

▼ ————— indicates average for all CCIs





**DHS, DFCS, Office of Provider Management**  
**Performance-Based Placement Measures**  
**RBWO Provider GA+SCORECARD - CCI**  
**Report Quarter: Q2 FY2016**



**Provider/Program Name: Deloach Group Home - (619) - CCI**

<b>282 North East Anchor RD, Ludowici, GA 31316</b>  <b>Phone: 912-545-9458</b>  <b>Vendor ID# 35304</b>	<b>Quarterly Scores (Grades)</b>		<b>Current Quarter Score (Grade)</b>
	<b>Q1: 102.34 (A+)</b>	<b>Q2: 99.67 (A+)</b>	<b>99.67%</b>
	<b>Q3: 94.38 (A)</b>	<b>Q4: 97.82 (A+)</b>	<b>(A+)</b>

Program Census Information:	# Children in Care During Quarter: 18	# Placements During Quarter: 20	# Children in Care On Last Day: 16
-----------------------------	---------------------------------------	---------------------------------	------------------------------------

	<b>Avg Performance All CCIs (%)</b>	<b>Provider Performance (%)*</b>	<b>Possible Points (Weight)</b>	<b>Provider Points Earned</b>
--	-------------------------------------	----------------------------------	---------------------------------	-------------------------------

**OPM Monitoring Reviews**

Annual Comprehensive Reviews	91%	92%	25	23.00
Safety Reviews	96%	100%	15	14.94
<b>Monitoring Sub-Total</b>			<b>40</b>	<b>37.94</b>

**CCI Safety Outcomes**

Incidence of Maltreatment	0.10%	No Substantiated Reports	10	10.00
Staff Training	70%	100%	4	4.00
<b>Safety Sub-Total</b>			<b>14</b>	<b>14.00</b>

**CCI Permanency Outcomes**

Placement Stability	94%	94%	15	14.10
Sibling Contacts	8%	0%	5	0.00
<b>Permanency Sub-Total</b>			<b>20</b>	<b>14.10</b>

**CCI Well-Being Outcomes**

EPSDT Medical Visits	91%	94%	4	3.76
EPSDT Dental Visits	88%	94%	4	3.76
Academic Supports	83%	94%	4	3.76
Provider ECEM Visits	81%	92%	7	6.44
Provider General Contacts	77%	92%	7	6.44
<b>Well-Being Sub-Total</b>			<b>26</b>	<b>24.16</b>

\*Performance calculation descriptions can be found in the FY 2016 RBWO PBP Measurements and Standards Guide.

<b>Monitoring &amp; Outcomes: Possible Points = 100</b>		<b>Points Earned = 90.20</b>	
<b>Score Before Incentives Credit</b>		<b>90.20%</b>	
<b>Incentives Awarded</b>		<b>9.47 pts</b>	
<b>PBP Verification</b>		<b>N/A pts</b>	
<b>Total Score</b>		<b>99.67%</b>	

**Provider/Program Name: Deloach Group Home - (619) - CCI**



DHS, DFCS, Office of Provider Management  
**Performance-Based Placement Measures**  
**RBWO Provider GA+SCORECARD - CCI**



**Report Quarter: Q2 FY2016**

Program Census Information:		# Children in Care During Quarter: 18	# Placements During Quarter: 20	# Children in Care On Last Day: 16
CCI Incentive Credits	Avg Performance All CCIs (Points)	Provider Performance (%)*	Possible Points (Weight)	Provider Points Earned
Early EPSDT Medical Visits		83%	2	1.66
Early EPSDT Dental Visits		89%	2	1.78
Permanency Contacts		3%	5	0.15
Additional Academic Supports		94%	2	1.88
Active Agency Accreditation		0%	4	0.00
Staff Clinical Licensure		0%	5	0.00
Behavior Management (threshold = 0)		100%	4	4.00
<b>Incentives Total</b>	<b>7.95</b>		<b>24</b>	<b>9.47</b>
Maximum total combined incentive credit allowed is 10 points.			<b>Incentives Awarded</b>	<b>9.47</b>
*Performance calculation descriptions can be found in the FY 2016 RBWO PBP Measurements and Standards Guide.				

### Child Protective Services Investigations and Dispositions

The following investigations data, which is not used for scoring but is considered significant to a provider's performance, is from Georgia SHINES and is not considered final or complete until the end of the fiscal year.

Total Reports:	0
Number Screened In:	0
Number Screened Out:	0
Number Substantiated:	0
Number Unsubstantiated:	0
Number Active CPS Investigations:	0





**DHS, DFCS, Office of Provider Management**  
**Performance-Based Placement Measures**  
**RBWO Provider GA+SCORECARD - CCI**  
**Report Quarter: Q2 FY2016**



**Provider/Program Name: Devereux GA Treatment Network - MAAC Plus (5134) - CCI**

1291 Stanley Road, Kennesaw, GA 30512

Phone: 678-303-5200

Vendor ID# 114150

**Quarterly Scores (Grades)**

Q1: 95.09 (A)

Q2: 94.80 (A)

Q3: 98.78 (A+)

Q4: 94.35 (A)

**Current Quarter Score (Grade)**

**94.80%**

**(A)**

Program Census Information:

# Children in Care During Quarter: 29

# Placements During Quarter: 30

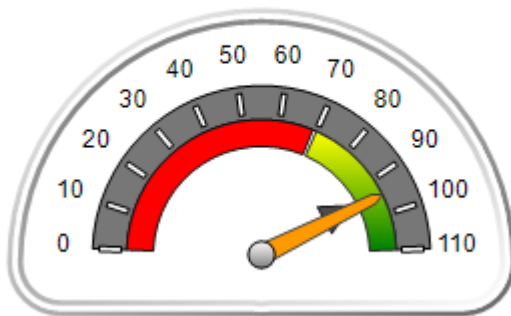
# Children in Care On Last Day: 24

**Quarterly Provider Comparisons to All CCIs**

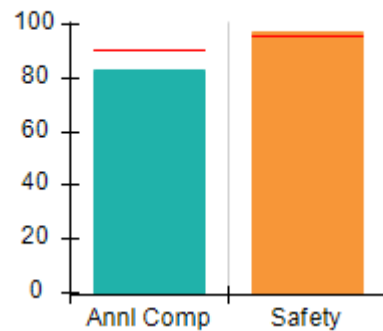
■■■■■■■■ indicates MalTx Threshold

▼ ————— indicates average for all CCIs

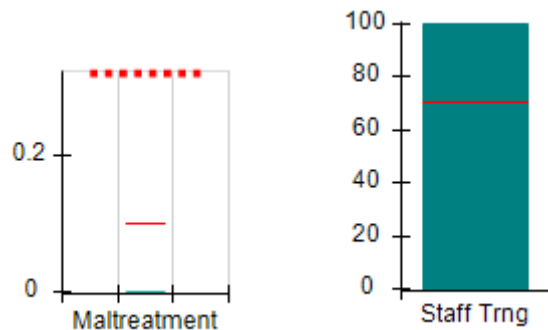
**Overall Score (%)**



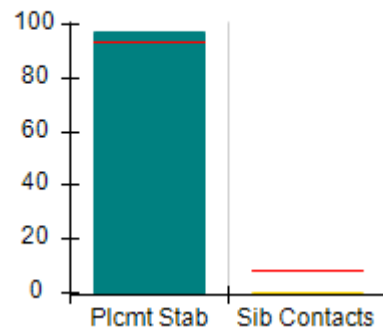
**OPM Monitoring Reviews (%)**



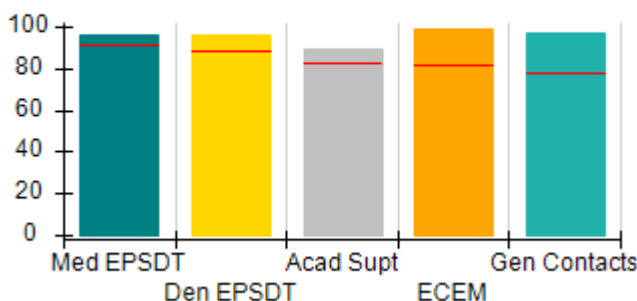
**Safety Outcomes (%)**



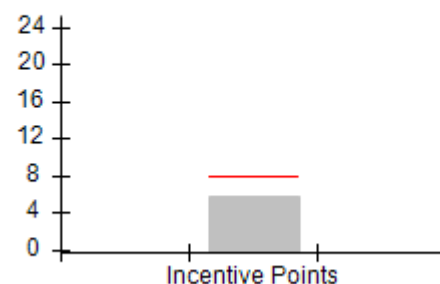
**Permanency Outcomes (%)**



**Well-Being Outcomes (%)**



**Incentives Earned (Points)**





**DHS, DFCS, Office of Provider Management**  
**Performance-Based Placement Measures**  
**RBWO Provider GA+SCORECARD - CCI**



**Report Quarter: Q2 FY2016**

<b>Provider/Program Name: Devereux GA Treatment Network - MAAC Plus (5134) - CCI</b>				
<b>1291 Stanley Road, Kennesaw, GA 30512</b>		<b>Quarterly Scores (Grades)</b>		<b>Current Quarter Score (Grade)</b>
<b>Phone: 678-303-5200</b>		<b>Q1: 95.09 (A)</b>	<b>Q2: 94.80 (A)</b>	<b>94.80%</b>
<b>Vendor ID# 114150</b>		<b>Q3: 98.78 (A+)</b>	<b>Q4: 94.35 (A)</b>	<b>(A)</b>
<b>Program Census Information:</b>		<b># Children in Care During Quarter: 29</b>	<b># Placements During Quarter: 30</b>	<b># Children in Care On Last Day: 24</b>
	<b>Avg Performance All CCIs (%)</b>	<b>Provider Performance (%)*</b>	<b>Possible Points (Weight)</b>	<b>Provider Points Earned</b>
<b>OPM Monitoring Reviews</b>				
Annual Comprehensive Reviews	91%	83%	25	20.83
Safety Reviews	96%	98%	15	14.63
<b>Monitoring Sub-Total</b>			<b>40</b>	<b>35.46</b>
<b>CCI Safety Outcomes</b>				
Incidence of Maltreatment	0.10%	No Substantiated Reports	10	10.00
Staff Training	70%	100%	4	4.00
<b>Safety Sub-Total</b>			<b>14</b>	<b>14.00</b>
<b>CCI Permanency Outcomes</b>				
Placement Stability	94%	97%	15	14.55
Sibling Contacts	8%	0%	5	0.00
<b>Permanency Sub-Total</b>			<b>20</b>	<b>14.55</b>
<b>CCI Well-Being Outcomes</b>				
EPSDT Medical Visits	91%	96%	4	3.84
EPSDT Dental Visits	88%	96%	4	3.84
Academic Supports	83%	89%	4	3.56
Provider ECEM Visits	81%	99%	7	6.93
Provider General Contacts	77%	97%	7	6.79
<b>Well-Being Sub-Total</b>			<b>26</b>	<b>24.96</b>
*Performance calculation descriptions can be found in the FY 2016 RBWO PBP Measurements and Standards Guide.				

<b>Monitoring &amp; Outcomes: Possible Points = 100</b>		<b>Points Earned = 88.97</b>	
<b>Score Before Incentives Credit</b>		<b>88.97%</b>	
<b>Incentives Awarded</b>		<b>5.83 pts</b>	
<b>PBP Verification</b>		<b>N/A pts</b>	
<b>Total Score</b>		<b>94.80%</b>	

<b>Provider/Program Name: Devereux GA Treatment Network - MAAC Plus (5134) - CCI</b>
--



**DHS, DFCS, Office of Provider Management**  
**Performance-Based Placement Measures**  
**RBWO Provider GA+SCORECARD - CCI**



**Report Quarter: Q2 FY2016**

Program Census Information:		# Children in Care During Quarter: 29	# Placements During Quarter: 30	# Children in Care On Last Day: 24
<b>CCI Incentive Credits</b>	<b>Avg Performance All CCIs (Points)</b>	<b>Provider Performance (%)*</b>	<b>Possible Points (Weight)</b>	<b>Provider Points Earned</b>
Early EPSDT Medical Visits		71%	2	1.42
Early EPSDT Dental Visits		83%	2	1.66
Permanency Contacts		15%	5	0.75
Additional Academic Supports		0%	2	0.00
Active Agency Accreditation		50%	4	2.00
Staff Clinical Licensure		0%	5	0.00
Behavior Management (threshold = 0)		0%	4	0.00
<b>Incentives Total</b>	<b>7.95</b>		<b>24</b>	<b>5.83</b>
Maximum total combined incentive credit allowed is 10 points.			<b>Incentives Awarded</b>	<b>5.83</b>

\*Performance calculation descriptions can be found in the FY 2016 RBWO PBP Measurements and Standards Guide.

### Child Protective Services Investigations and Dispositions

The following investigations data, which is not used for scoring but is considered significant to a provider's performance, is from Georgia SHINES and is not considered final or complete until the end of the fiscal year.

Total Reports:	1
Number Screened In:	0
Number Screened Out:	1
Number Substantiated:	0
Number Unsubstantiated:	1
Number Active CPS Investigations:	-1



DHS, DFCS, Office of Provider Management  
**Performance-Based Placement Measures**  
**RBWO Provider GA+SCORECARD - CCI**



Report Quarter: Q2 FY2016

**Provider/Program Name: Dr. Xavier Moore Home for Boys, LLC - (formerly Family Community Care Centers) (634) - CCI**

280 Tomer Rd., Perry, GA 31069

Phone: 4789738780

Vendor ID# 80909

**Quarterly Scores (Grades)**

**Current Quarter Score (Grade)**

Q1: 87.92 (B+)

Q2: 90.44 (A-)

**90.44%**

Q3: 87.54 (B+)

Q4: 80.25 (B-)

**(A-)**

Program Census Information:

# Children in Care During Quarter: 11

# Placements During Quarter: 11

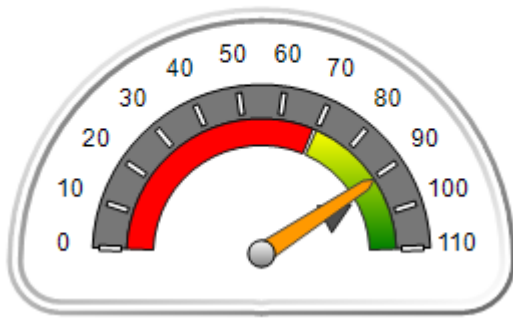
# Children in Care On Last Day: 5

**Quarterly Provider Comparisons to All CCIs**

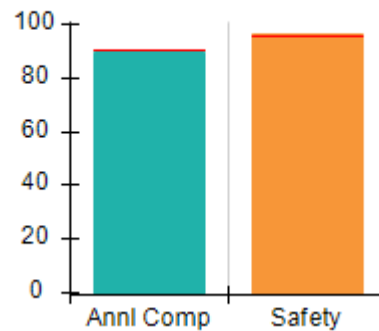
■■■■■■■■ indicates MalTx Threshold

▼ ————— indicates average for all CCIs

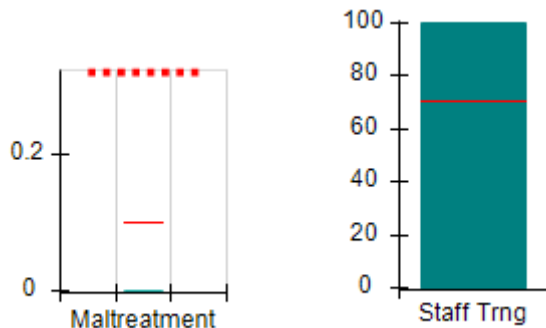
**Overall Score (%)**



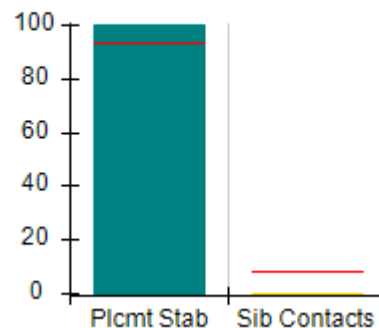
**OPM Monitoring Reviews (%)**



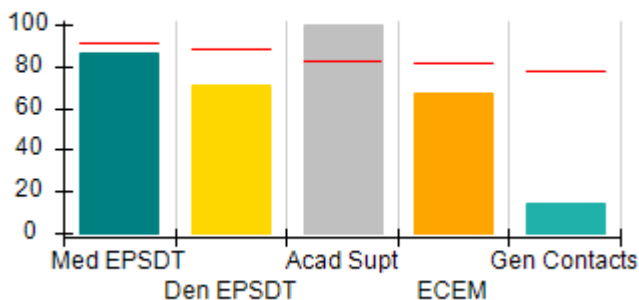
**Safety Outcomes (%)**



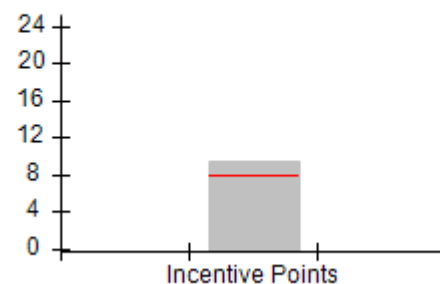
**Permanency Outcomes (%)**



**Well-Being Outcomes (%)**



**Incentives Earned (Points)**





**DHS, DFCS, Office of Provider Management**  
**Performance-Based Placement Measures**  
**RBWO Provider GA+SCORECARD - CCI**



**Report Quarter: Q2 FY2016**

<b>Provider/Program Name: Dr. Xavier Moore Home for Boys, LLC - (formerly Family Community Care Centers) (634) - CCI</b>				
<b>280 Tomer Rd., Perry, GA 31069</b>		<b>Quarterly Scores (Grades)</b>		<b>Current Quarter Score (Grade)</b>
<b>Phone: 4789738780</b>		<b>Q1: 87.92 (B+)</b>	<b>Q2: 90.44 (A-)</b>	<b>90.44%</b>
<b>Vendor ID# 80909</b>		<b>Q3: 87.54 (B+)</b>	<b>Q4: 80.25 (B-)</b>	<b>(A-)</b>
<b>Program Census Information:</b>		# Children in Care During Quarter: 11	# Placements During Quarter: 11	# Children in Care On Last Day: 5
	<b>Avg Performance All CCIs (%)</b>	<b>Provider Performance (%)*</b>	<b>Possible Points (Weight)</b>	<b>Provider Points Earned</b>
<b>OPM Monitoring Reviews</b>				
Annual Comprehensive Reviews	91%	90%	25	22.50
Safety Reviews	96%	97%	15	14.50
<b>Monitoring Sub-Total</b>			<b>40</b>	<b>37.00</b>
<b>CCI Safety Outcomes</b>				
Incidence of Maltreatment	0.10%	No Substantiated Reports	10	10.00
Staff Training	70%	100%	4	4.00
<b>Safety Sub-Total</b>			<b>14</b>	<b>14.00</b>
<b>CCI Permanency Outcomes</b>				
Placement Stability	94%	100%	15	15.00
Sibling Contacts	8%	0%	5	0.00
<b>Permanency Sub-Total</b>			<b>20</b>	<b>15.00</b>
<b>CCI Well-Being Outcomes</b>				
EPSDT Medical Visits	91%	86%	4	3.44
EPSDT Dental Visits	88%	71%	4	2.84
Academic Supports	83%	100%	4	4.00
Provider ECEM Visits	81%	67%	7	4.69
Provider General Contacts	77%	15%	7	1.05
<b>Well-Being Sub-Total</b>			<b>26</b>	<b>16.02</b>
*Performance calculation descriptions can be found in the FY 2016 RBWO PBP Measurements and Standards Guide.				

<b>Monitoring &amp; Outcomes: Possible Points = 100</b>		<b>Points Earned = 82.02</b>	
<b>Score Before Incentives Credit</b>			<b>82.02%</b>
<b>Incentives Awarded</b>			<b>9.49 pts</b>
<b>PBP Verification</b>			<b>-1.07 pts</b>
<b>Total Score</b>			<b>90.44%</b>

**Provider/Program Name: Dr. Xavier Moore Home for Boys, LLC - (formerly Family Community Care Centers) (634) - CCI**



**DHS, DFCS, Office of Provider Management**  
**Performance-Based Placement Measures**  
**RBWO Provider GA+SCORECARD - CCI**



**Report Quarter: Q2 FY2016**

Program Census Information:		# Children in Care During Quarter: 11	# Placements During Quarter: 11	# Children in Care On Last Day: 5
CCI Incentive Credits	Avg Performance All CCIs (Points)	Provider Performance (%)*	Possible Points (Weight)	Provider Points Earned
Early EPSDT Medical Visits		80%	2	1.60
Early EPSDT Dental Visits		67%	2	1.34
Permanency Contacts		11%	5	0.55
Additional Academic Supports		100%	2	2.00
Active Agency Accreditation		0%	4	0.00
Staff Clinical Licensure		0%	5	0.00
Behavior Management (threshold = 0)		100%	4	4.00
<b>Incentives Total</b>	<b>7.95</b>		<b>24</b>	<b>9.49</b>
Maximum total combined incentive credit allowed is 10 points.			<b>Incentives Awarded</b>	<b>9.49</b>
*Performance calculation descriptions can be found in the FY 2016 RBWO PBP Measurements and Standards Guide.				

Child Protective Services Investigations and Dispositions		
The following investigations data, which is not used for scoring but is considered significant to a provider's performance, is from Georgia SHINES and is not considered final or complete until the end of the fiscal year.		
Total Reports:	1	
Number Screened In:	1	
Number Screened Out:	0	
Number Substantiated:	0	
Number Unsubstantiated:	0	
Number Active CPS Investigations:	1	



**DHS, DFCS, Office of Provider Management**  
**Performance-Based Placement Measures**  
**RBWO Provider GA+SCORECARD - CCI**



**Report Quarter: Q2 FY2016**

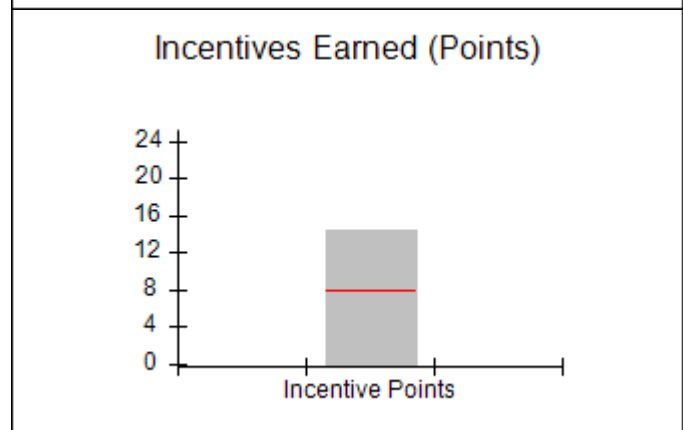
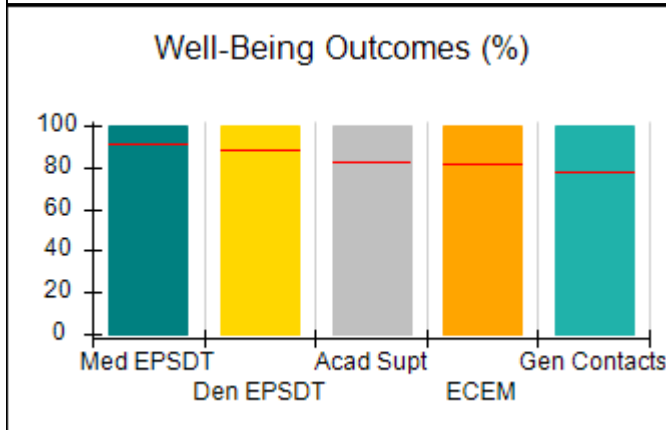
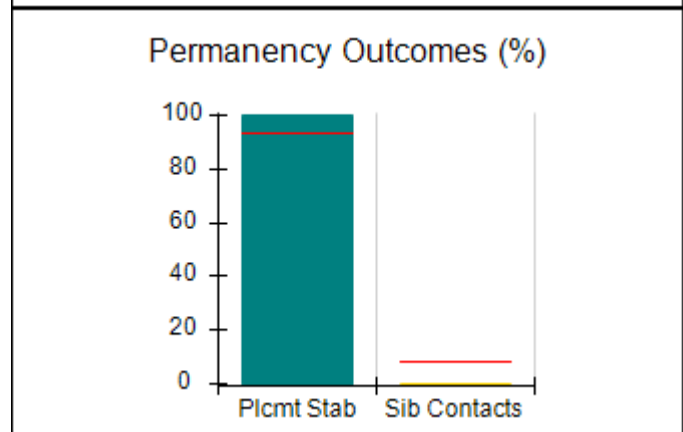
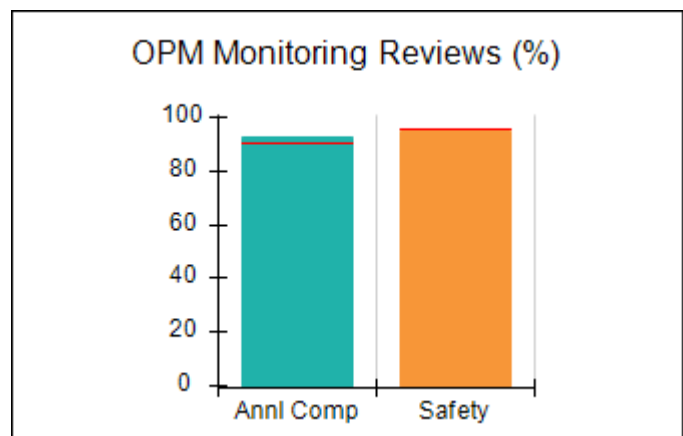
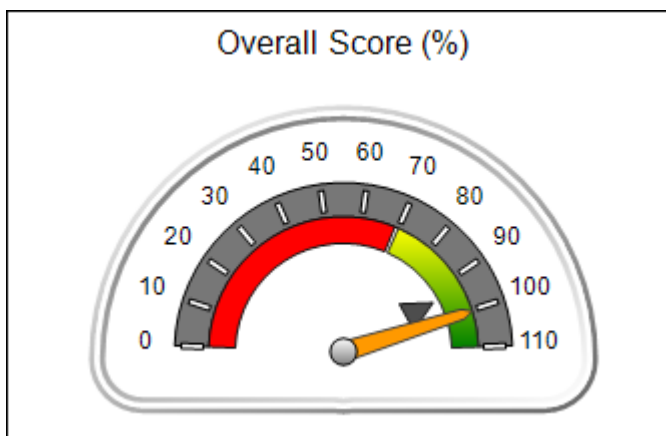
**Provider/Program Name: Elks Aidmore Children's Center - (628) - CCI**

<b>2394 Morrison Rd., Conyers, GA 30094</b>  <b>Phone: 770-483-3535</b>  <b>Vendor ID# 35321</b>	Quarterly Scores (Grades)		Current Quarter Score (Grade)
	Q1: 101.53 (A+)	Q2: 100.37 (A+)	<b>100.37%</b> <b>(A+)</b>
	Q3: 103.67 (A+)	Q4: 98.64 (A+)	
Program Census Information:	# Children in Care During Quarter: 16	# Placements During Quarter: 18	# Children in Care On Last Day: 12

**Quarterly Provider Comparisons to All CCIs**

■■■■■■■■ indicates MalTx Threshold

▼ ————— indicates average for all CCIs





**DHS, DFCS, Office of Provider Management**  
**Performance-Based Placement Measures**  
**RBWO Provider GA+SCORECARD - CCI**  
**Report Quarter: Q2 FY2016**



**Provider/Program Name: Elks Aidmore Children's Center - (628) - CCI**

<b>2394 Morrison Rd., Conyers, GA 30094</b>  <b>Phone: 770-483-3535</b>  <b>Vendor ID# 35321</b>	<b>Quarterly Scores (Grades)</b>		<b>Current Quarter Score (Grade)</b>
	<b>Q1: 101.53 (A+)</b>	<b>Q2: 100.37 (A+)</b>	<b>100.37%</b>
	<b>Q3: 103.67 (A+)</b>	<b>Q4: 98.64 (A+)</b>	<b>(A+)</b>

Program Census Information:	# Children in Care During Quarter: 16	# Placements During Quarter: 18	# Children in Care On Last Day: 12
-----------------------------	---------------------------------------	---------------------------------	------------------------------------

	<b>Avg Performance All CCIs (%)</b>	<b>Provider Performance (%)*</b>	<b>Possible Points (Weight)</b>	<b>Provider Points Earned</b>
--	-------------------------------------	----------------------------------	---------------------------------	-------------------------------

**OPM Monitoring Reviews**

Annual Comprehensive Reviews	91%	93%	25	23.17
Safety Reviews	96%	95%	15	14.21
<b>Monitoring Sub-Total</b>			<b>40</b>	<b>37.37</b>

**CCI Safety Outcomes**

Incidence of Maltreatment	0.10%	No Substantiated Reports	10	10.00
Staff Training	70%	50%	4	2.00
<b>Safety Sub-Total</b>			<b>14</b>	<b>12.00</b>

**CCI Permanency Outcomes**

Placement Stability	94%	100%	15	15.00
Sibling Contacts	8%	0%	5	0.00
<b>Permanency Sub-Total</b>			<b>20</b>	<b>15.00</b>

**CCI Well-Being Outcomes**

EPSDT Medical Visits	91%	100%	4	4.00
EPSDT Dental Visits	88%	100%	4	4.00
Academic Supports	83%	100%	4	4.00
Provider ECEM Visits	81%	100%	7	7.00
Provider General Contacts	77%	100%	7	7.00
<b>Well-Being Sub-Total</b>			<b>26</b>	<b>26.00</b>

\*Performance calculation descriptions can be found in the FY 2016 RBWO PBP Measurements and Standards Guide.

<b>Monitoring &amp; Outcomes: Possible Points = 100</b>		<b>Points Earned = 90.37</b>	
<b>Score Before Incentives Credit</b>		<b>90.37%</b>	
<b>Incentives Awarded</b>		<b>10.00 pts</b>	
<b>PBP Verification</b>		<b>N/A pts</b>	
<b>Total Score</b>		<b>100.37%</b>	

**Provider/Program Name: Elks Aidmore Children's Center - (628) - CCI**





**DHS, DFCS, Office of Provider Management**  
**Performance-Based Placement Measures**  
**RBWO Provider GA+SCORECARD - CCI**



**Report Quarter: Q2 FY2016**

Program Census Information:		# Children in Care During Quarter: 16	# Placements During Quarter: 18	# Children in Care On Last Day: 12
CCI Incentive Credits	Avg Performance All CCIs (Points)	Provider Performance (%)*	Possible Points (Weight)	Provider Points Earned
Early EPSDT Medical Visits		Not Eligible	2	
Early EPSDT Dental Visits		100%	2	2.00
Permanency Contacts		100%	5	5.00
Additional Academic Supports		68%	2	1.36
Active Agency Accreditation		50%	4	2.00
Staff Clinical Licensure		0%	5	0.00
Behavior Management (threshold = 0)		100%	4	4.00
<b>Incentives Total</b>	<b>7.95</b>		<b>24</b>	<b>14.36</b>
Maximum total combined incentive credit allowed is 10 points.			<b>Incentives Awarded</b>	<b>10.00</b>

\*Performance calculation descriptions can be found in the FY 2016 RBWO PBP Measurements and Standards Guide.

Child Protective Services Investigations and Dispositions		
The following investigations data, which is not used for scoring but is considered significant to a provider's performance, is from Georgia SHINES and is not considered final or complete until the end of the fiscal year.		
Total Reports:	0	
Number Screened In:	0	
Number Screened Out:	0	
Number Substantiated:	0	
Number Unsubstantiated:	0	
Number Active CPS Investigations:	0	



**DHS, DFCS, Office of Provider Management**  
**Performance-Based Placement Measures**  
**RBWO Provider GA+SCORECARD - CCI**



**Report Quarter: Q2 FY2016**

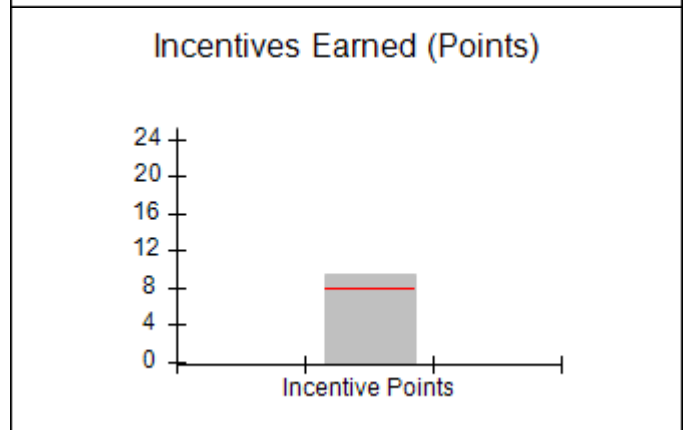
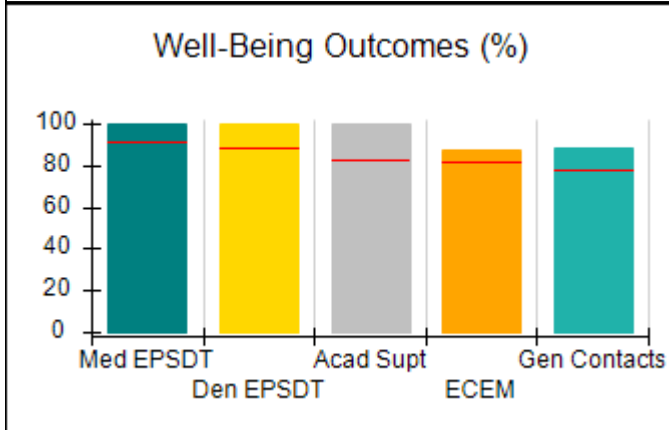
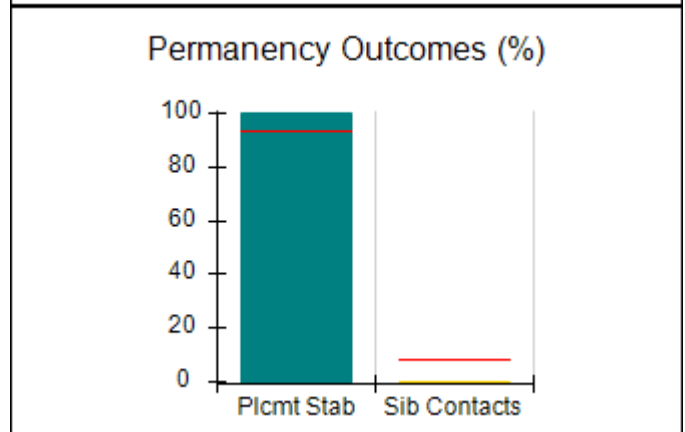
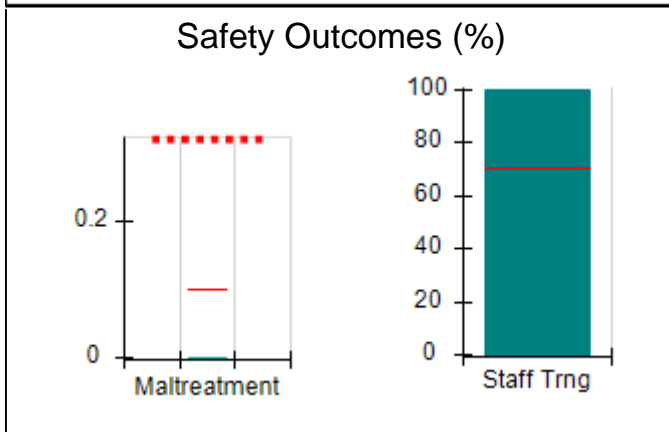
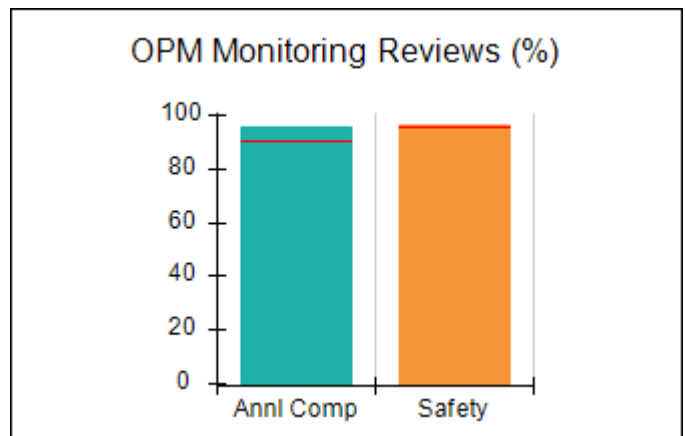
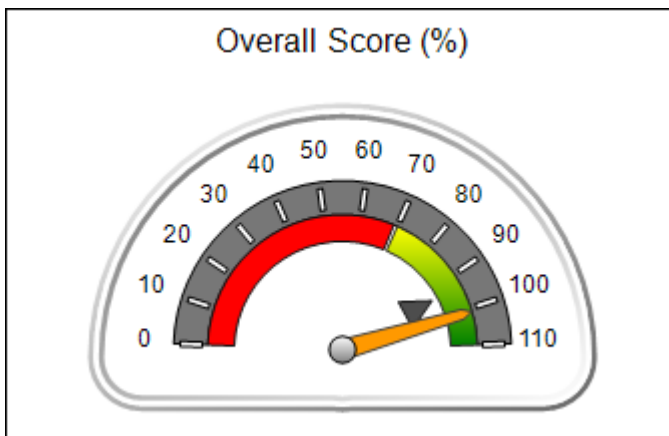
**Provider/Program Name: Embracing Arms - (944) - CCI**

<b>1673 Hearthstone Court, Jonesboro, GA 30236</b>  <b>Phone: 770 477-2551</b>  <b>Vendor ID# 35323</b>	Quarterly Scores (Grades)		Current Quarter Score (Grade)
	Q1: 98.74 (A+)	Q2: 101.04 (A+)	<b>101.04%</b> <b>(A+)</b>
	Q3: 100.78 (A+)	Q4: 91.53 (A-)	
Program Census Information:	# Children in Care During Quarter: 7	# Placements During Quarter: 7	# Children in Care On Last Day: 6

**Quarterly Provider Comparisons to All CCIs**

■■■■■■■■ indicates MalTx Threshold

▼ ————— indicates average for all CCIs





**DHS, DFCS, Office of Provider Management**  
**Performance-Based Placement Measures**  
**RBWO Provider GA+SCORECARD - CCI**  
**Report Quarter: Q2 FY2016**



**Provider/Program Name: Embracing Arms - (944) - CCI**

<b>1673 Hearthstone Court, Jonesboro, GA 30236</b>  <b>Phone: 770 477-2551</b>  <b>Vendor ID# 35323</b>	<b>Quarterly Scores (Grades)</b>		<b>Current Quarter Score (Grade)</b>
	<b>Q1: 98.74 (A+)</b>	<b>Q2: 101.04 (A+)</b>	<b>101.04%</b>
	<b>Q3: 100.78 (A+)</b>	<b>Q4: 91.53 (A-)</b>	<b>(A+)</b>

Program Census Information:	# Children in Care During Quarter: 7	# Placements During Quarter: 7	# Children in Care On Last Day: 6
-----------------------------	--------------------------------------	--------------------------------	-----------------------------------

	<b>Avg Performance All CCIs (%)</b>	<b>Provider Performance (%)*</b>	<b>Possible Points (Weight)</b>	<b>Provider Points Earned</b>
--	-------------------------------------	----------------------------------	---------------------------------	-------------------------------

**OPM Monitoring Reviews**

Annual Comprehensive Reviews	91%	96%	25	24.00
Safety Reviews	96%	96%	15	14.45
<b>Monitoring Sub-Total</b>			<b>40</b>	<b>38.45</b>

**CCI Safety Outcomes**

Incidence of Maltreatment	0.10%	No Substantiated Reports	10	10.00
Staff Training	70%	100%	4	4.00
<b>Safety Sub-Total</b>			<b>14</b>	<b>14.00</b>

**CCI Permanency Outcomes**

Placement Stability	94%	100%	15	15.00
Sibling Contacts	8%	0%	5	0.00
<b>Permanency Sub-Total</b>			<b>20</b>	<b>15.00</b>

**CCI Well-Being Outcomes**

EPSDT Medical Visits	91%	100%	4	4.00
EPSDT Dental Visits	88%	100%	4	4.00
Academic Supports	83%	100%	4	4.00
Provider ECEM Visits	81%	87%	7	6.09
Provider General Contacts	77%	88%	7	6.16
<b>Well-Being Sub-Total</b>			<b>26</b>	<b>24.25</b>

\*Performance calculation descriptions can be found in the FY 2016 RBWO PBP Measurements and Standards Guide.

<b>Monitoring &amp; Outcomes: Possible Points = 100</b>		<b>Points Earned = 91.70</b>	
<b>Score Before Incentives Credit</b>		<b>91.70%</b>	
<b>Incentives Awarded</b>		<b>9.34 pts</b>	
<b>PBP Verification</b>		<b>N/A pts</b>	
<b>Total Score</b>		<b>101.04%</b>	

**Provider/Program Name: Embracing Arms - (944) - CCI**



**DHS, DFCS, Office of Provider Management**  
**Performance-Based Placement Measures**  
**RBWO Provider GA+SCORECARD - CCI**



**Report Quarter: Q2 FY2016**

Program Census Information:		# Children in Care During Quarter: 7	# Placements During Quarter: 7	# Children in Care On Last Day: 6
CCI Incentive Credits	Avg Performance All CCIs (Points)	Provider Performance (%)*	Possible Points (Weight)	Provider Points Earned
Early EPSDT Medical Visits		100%	2	2.00
Early EPSDT Dental Visits		67%	2	1.34
Permanency Contacts		0%	5	0.00
Additional Academic Supports		100%	2	2.00
Active Agency Accreditation		0%	4	0.00
Staff Clinical Licensure		0%	5	0.00
Behavior Management (threshold = 0)		100%	4	4.00
<b>Incentives Total</b>	<b>7.95</b>		<b>24</b>	<b>9.34</b>
Maximum total combined incentive credit allowed is 10 points.			<b>Incentives Awarded</b>	<b>9.34</b>

\*Performance calculation descriptions can be found in the FY 2016 RBWO PBP Measurements and Standards Guide.

Child Protective Services Investigations and Dispositions		
The following investigations data, which is not used for scoring but is considered significant to a provider's performance, is from Georgia SHINES and is not considered final or complete until the end of the fiscal year.		
Total Reports:	0	
Number Screened In:	0	
Number Screened Out:	0	
Number Substantiated:	0	
Number Unsubstantiated:	0	
Number Active CPS Investigations:	0	



**DHS, DFCS, Office of Provider Management**  
**Performance-Based Placement Measures**  
**RBWO Provider GA+SCORECARD - CCI**  
**Report Quarter: Q2 FY2016**

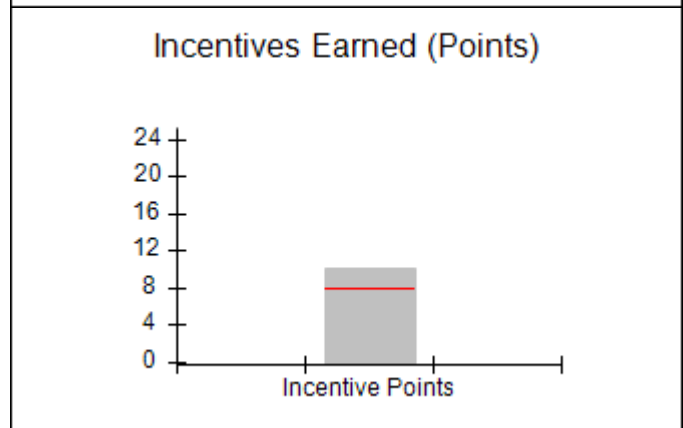
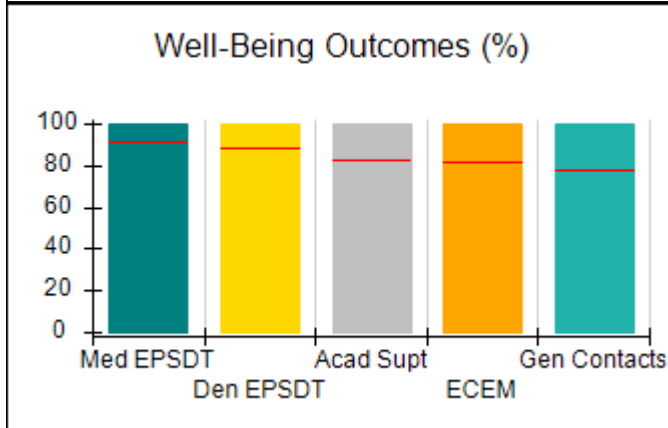
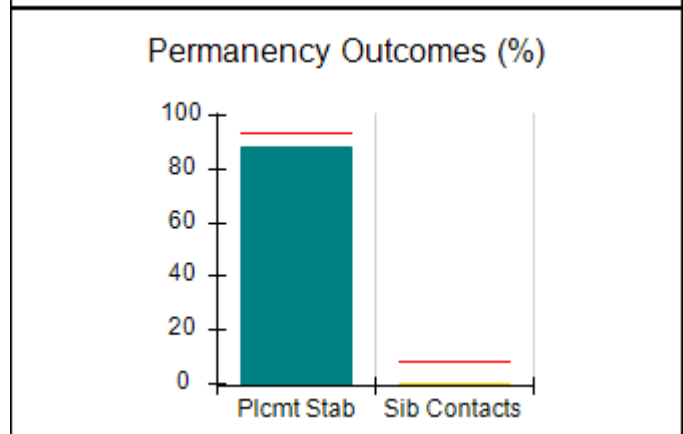
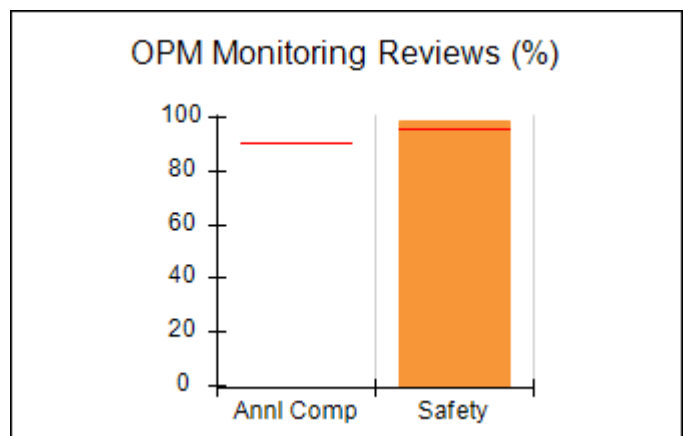
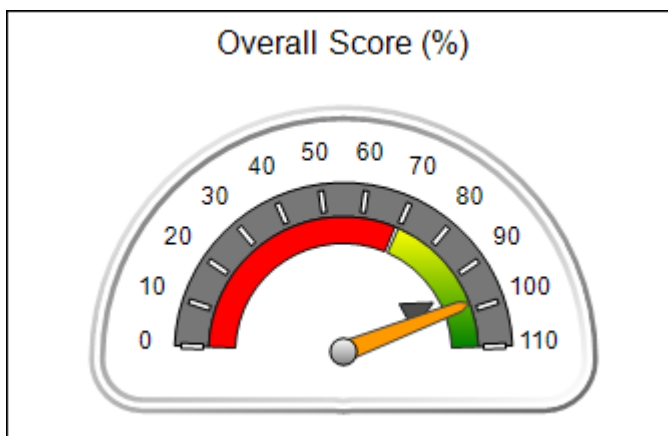


**Provider/Program Name: Embracing Arms - Jackson (5194) - CCI**

<b>168 Evans Road, Jackson, GA 30233</b>  <b>Phone: 770-389-9886</b>  <b>Vendor ID# 125395</b>	<b>Quarterly Scores (Grades)</b>		<b>Current Quarter Score (Grade)</b>
	<b>Q1: 92.47 (A-)</b>	<b>Q2: 98.07 (A+)</b>	<b>98.07%</b>
	<b>Q3: 100.30 (A+)</b>	<b>Q4: 96.34 (A)</b>	<b>(A+)</b>
<b>Program Census Information:</b>	<b># Children in Care During Quarter: 8</b>	<b># Placements During Quarter: 8</b>	<b># Children in Care On Last Day: 4</b>
<b>Quarterly Provider Comparisons to All CCIs</b>			

■■■■■■■■ indicates MalTx Threshold

▼ ————— indicates average for all CCIs





**DHS, DFCS, Office of Provider Management**  
**Performance-Based Placement Measures**  
**RBWO Provider GA+SCORECARD - CCI**  
**Report Quarter: Q2 FY2016**



**Provider/Program Name: Embracing Arms - Jackson (5194) - CCI**

<b>168 Evans Road, Jackson, GA 30233</b>  <b>Phone: 770-389-9886</b>  <b>Vendor ID# 125395</b>	<b>Quarterly Scores (Grades)</b>		<b>Current Quarter Score (Grade)</b>
	<b>Q1: 92.47 (A-)</b>	<b>Q2: 98.07 (A+)</b>	<b>98.07%</b>
	<b>Q3: 100.30 (A+)</b>	<b>Q4: 96.34 (A)</b>	<b>(A+)</b>

<b>Program Census Information:</b>	<b># Children in Care During Quarter: 8</b>	<b># Placements During Quarter: 8</b>	<b># Children in Care On Last Day: 4</b>
------------------------------------	---	---------------------------------------	--

	<b>Avg Performance All CCIs (%)</b>	<b>Provider Performance (%)*</b>	<b>Possible Points (Weight)</b>	<b>Provider Points Earned</b>
--	-------------------------------------	----------------------------------	---------------------------------	-------------------------------

**OPM Monitoring Reviews**

Annual Comprehensive Reviews	91%	Not Yet Conducted		
Safety Reviews	96%	99%	15	14.85
<b>Monitoring Sub-Total</b>			<b>15</b>	<b>14.85</b>

**CCI Safety Outcomes**

Incidence of Maltreatment	0.10%	No Substantiated Reports	10	10.00
Staff Training	70%	50%	4	2.00
<b>Safety Sub-Total</b>			<b>14</b>	<b>12.00</b>

**CCI Permanency Outcomes**

Placement Stability	94%	88%	15	13.20
Sibling Contacts	8%	0%	5	0.00
<b>Permanency Sub-Total</b>			<b>20</b>	<b>13.20</b>

**CCI Well-Being Outcomes**

EPSDT Medical Visits	91%	100%	4	4.00
EPSDT Dental Visits	88%	100%	4	4.00
Academic Supports	83%	100%	4	4.00
Provider ECEM Visits	81%	100%	7	7.00
Provider General Contacts	77%	100%	7	7.00
<b>Well-Being Sub-Total</b>			<b>26</b>	<b>26.00</b>

\*Performance calculation descriptions can be found in the FY 2016 RBWO PBP Measurements and Standards Guide.

<b>Monitoring &amp; Outcomes: Possible Points = 75</b>	<b>Points Earned = 66.05</b>
--	------------------------------

<b>Score Before Incentives Credit</b>	<b>88.07%</b>
<b>Incentives Awarded</b>	<b>10.00 pts</b>
<b>PBP Verification</b>	<b>N/A pts</b>
<b>Total Score</b>	<b>98.07%</b>

**Provider/Program Name: Embracing Arms - Jackson (5194) - CCI**



**DHS, DFCS, Office of Provider Management**  
**Performance-Based Placement Measures**  
**RBWO Provider GA+SCORECARD - CCI**



**Report Quarter: Q2 FY2016**

Program Census Information:		# Children in Care During Quarter: 8	# Placements During Quarter: 8	# Children in Care On Last Day: 4
CCI Incentive Credits	Avg Performance All CCIs (Points)	Provider Performance (%)*	Possible Points (Weight)	Provider Points Earned
Early EPSDT Medical Visits		100%	2	2.00
Early EPSDT Dental Visits		100%	2	2.00
Permanency Contacts		0%	5	0.00
Additional Academic Supports		100%	2	2.00
Active Agency Accreditation		0%	4	0.00
Staff Clinical Licensure		0%	5	0.00
Behavior Management (threshold = 0)		100%	4	4.00
<b>Incentives Total</b>	<b>7.95</b>		<b>24</b>	<b>10.00</b>
Maximum total combined incentive credit allowed is 10 points.			<b>Incentives Awarded</b>	<b>10.00</b>

\*Performance calculation descriptions can be found in the FY 2016 RBWO PBP Measurements and Standards Guide.

Child Protective Services Investigations and Dispositions		
The following investigations data, which is not used for scoring but is considered significant to a provider's performance, is from Georgia SHINES and is not considered final or complete until the end of the fiscal year.		
Total Reports:	0	
Number Screened In:	0	
Number Screened Out:	0	
Number Substantiated:	0	
Number Unsubstantiated:	0	
Number Active CPS Investigations:	0	



DHS, DFCS, Office of Provider Management  
**Performance-Based Placement Measures**  
**RBWO Provider GA+SCORECARD - CCI**



Report Quarter: Q2 FY2016

**Provider/Program Name: Families First - Cherokee Boys Group Home (637) - CCI**

809 Cherokee Ave., SE, Atlanta, GA 30315

Phone: 404-853-2822

Vendor ID# 35333

Quarterly Scores (Grades)

Q1: 77.26 (C+)

Q2: 76.32 (C)

Q3: 82.32 (B-)

Q4: 76.91 (C)

Current Quarter Score (Grade)

76.32%

(C)

Program Census Information:

# Children in Care During Quarter: 5

# Placements During Quarter: 5

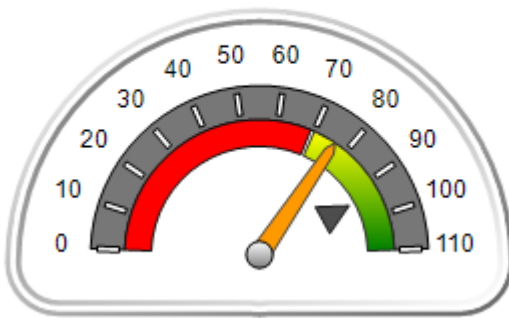
# Children in Care On Last Day: 4

**Quarterly Provider Comparisons to All CCIs**

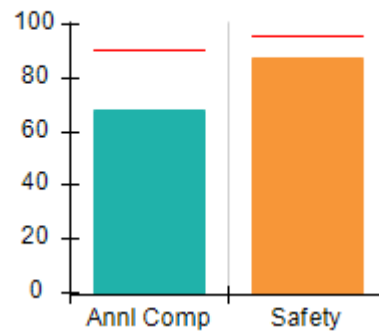
■■■■■■■■ indicates MalTx Threshold

▼ indicates average for all CCIs

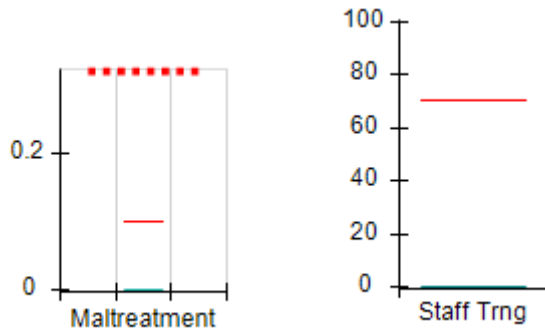
Overall Score (%)



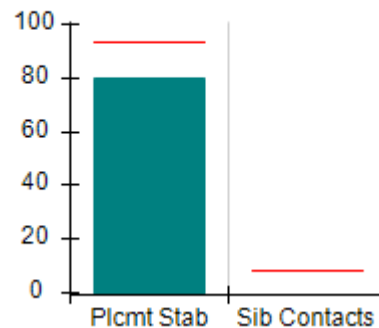
OPM Monitoring Reviews (%)



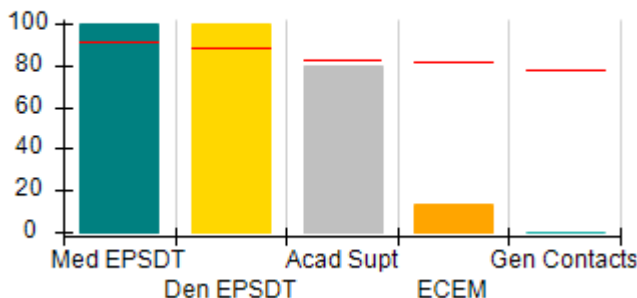
Safety Outcomes (%)



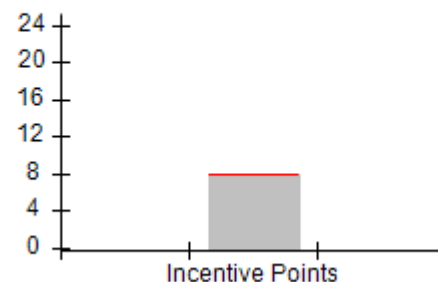
Permanency Outcomes (%)



Well-Being Outcomes (%)



Incentives Earned (Points)







**DHS, DFCS, Office of Provider Management**  
**Performance-Based Placement Measures**  
**RBWO Provider GA+SCORECARD - CCI**  
**Report Quarter: Q2 FY2016**



<b>Provider/Program Name: Families First - Cherokee Boys Group Home (637) - CCI</b>				
<b>809 Cherokee Ave., SE, Atlanta, GA 30315</b>		<b>Quarterly Scores (Grades)</b>		<b>Current Quarter Score (Grade)</b>
<b>Phone: 404-853-2822</b>		<b>Q1: 77.26 (C+)</b>	<b>Q2: 76.32 (C)</b>	<b>76.32%</b>
<b>Vendor ID# 35333</b>		<b>Q3: 82.32 (B-)</b>	<b>Q4: 76.91 (C)</b>	<b>(C)</b>
<b>Program Census Information:</b>		<b># Children in Care During Quarter: 5</b>	<b># Placements During Quarter: 5</b>	<b># Children in Care On Last Day: 4</b>
	<b>Avg Performance All CCIs (%)</b>	<b>Provider Performance (%)*</b>	<b>Possible Points (Weight)</b>	<b>Provider Points Earned</b>
<b>OPM Monitoring Reviews</b>				
Annual Comprehensive Reviews	91%	68%	25	17.00
Safety Reviews	96%	88%	15	13.14
<b>Monitoring Sub-Total</b>			<b>40</b>	<b>30.14</b>
<b>CCI Safety Outcomes</b>				
Incidence of Maltreatment	0.10%	No Substantiated Reports	10	10.00
Staff Training	70%	0%	4	0.00
<b>Safety Sub-Total</b>			<b>14</b>	<b>10.00</b>
<b>CCI Permanency Outcomes</b>				
Placement Stability	94%	80%	20	16.00
Sibling Contacts	8%	None Planned		
<b>Permanency Sub-Total</b>			<b>20</b>	<b>16.00</b>
<b>CCI Well-Being Outcomes</b>				
EPSDT Medical Visits	91%	100%	4	4.00
EPSDT Dental Visits	88%	100%	4	4.00
Academic Supports	83%	80%	4	3.20
Provider ECEM Visits	81%	14%	7	0.98
Provider General Contacts	77%	0%	7	0.00
<b>Well-Being Sub-Total</b>			<b>26</b>	<b>12.18</b>
*Performance calculation descriptions can be found in the FY 2016 RBWO PBP Measurements and Standards Guide.				

<b>Monitoring &amp; Outcomes: Possible Points = 100</b>		<b>Points Earned = 68.32</b>	
<b>Score Before Incentives Credit</b>			<b>68.32%</b>
<b>Incentives Awarded</b>			<b>8.00 pts</b>
<b>PBP Verification</b>			<b>N/A pts</b>
<b>Total Score</b>			<b>76.32%</b>

<b>Provider/Program Name: Families First - Cherokee Boys Group Home (637) - CCI</b>
---



**DHS, DFCS, Office of Provider Management**  
**Performance-Based Placement Measures**  
**RBWO Provider GA+SCORECARD - CCI**



**Report Quarter: Q2 FY2016**

Program Census Information:		# Children in Care During Quarter: 5	# Placements During Quarter: 5	# Children in Care On Last Day: 4
CCI Incentive Credits	Avg Performance All CCIs (Points)	Provider Performance (%)*	Possible Points (Weight)	Provider Points Earned
Early EPSDT Medical Visits		Not Eligible	2	
Early EPSDT Dental Visits		100%	2	2.00
Permanency Contacts		0%	5	0.00
Additional Academic Supports		0%	2	0.00
Active Agency Accreditation		50%	4	2.00
Staff Clinical Licensure		0%	5	0.00
Behavior Management (threshold = 0)		100%	4	4.00
<b>Incentives Total</b>	<b>7.95</b>		<b>24</b>	<b>8.00</b>
Maximum total combined incentive credit allowed is 10 points.			<b>Incentives Awarded</b>	<b>8.00</b>

\*Performance calculation descriptions can be found in the FY 2016 RBWO PBP Measurements and Standards Guide.

Child Protective Services Investigations and Dispositions		
The following investigations data, which is not used for scoring but is considered significant to a provider's performance, is from Georgia SHINES and is not considered final or complete until the end of the fiscal year.		
Total Reports:	0	
Number Screened In:	0	
Number Screened Out:	0	
Number Substantiated:	0	
Number Unsubstantiated:	0	
Number Active CPS Investigations:	0	



DHS, DFCS, Office of Provider Management  
**Performance-Based Placement Measures**  
**RBWO Provider GA+SCORECARD - CCI**



Report Quarter: Q2 FY2016

**Provider/Program Name: Families First - Gwindale Girls Group Home (640) - CCI**

2176 Ridgedale Dr., Grayson, GA 30017

Phone: 770-979-4969

Vendor ID# 35336

Quarterly Scores (Grades)

Q1: 96.93 (A)

Q2: 94.93 (A)

Q3: 91.84 (A-)

Q4: 81.57 (B-)

Current Quarter Score (Grade)

94.93%

(A)

Program Census Information:

# Children in Care During Quarter: 5

# Placements During Quarter: 5

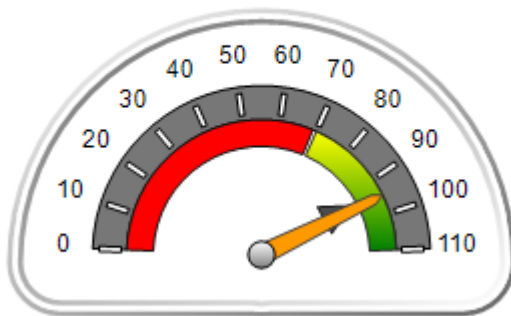
# Children in Care On Last Day: 2

**Quarterly Provider Comparisons to All CCIs**

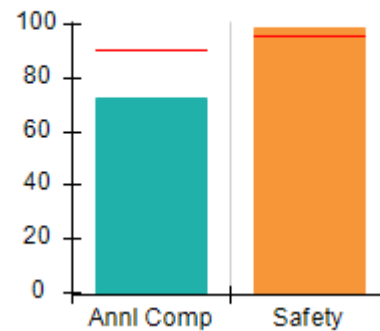
■■■■■■■■ indicates MalTx Threshold

▼ indicates average for all CCIs

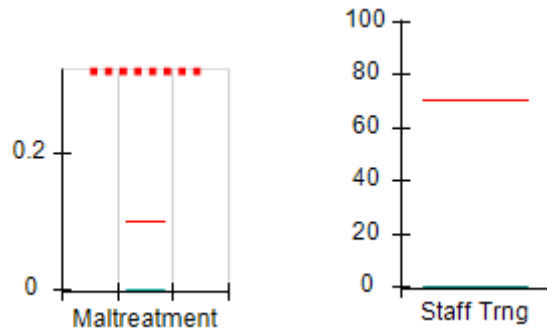
Overall Score (%)



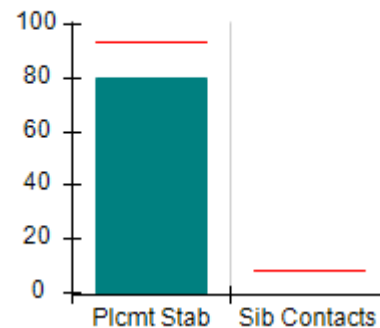
OPM Monitoring Reviews (%)



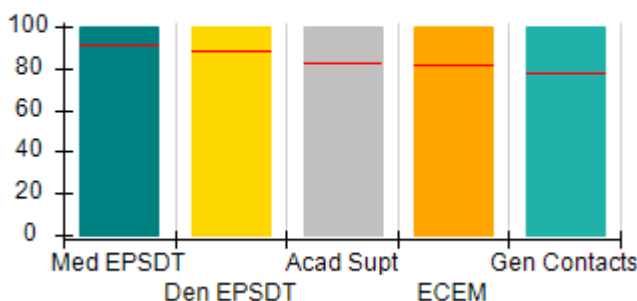
Safety Outcomes (%)



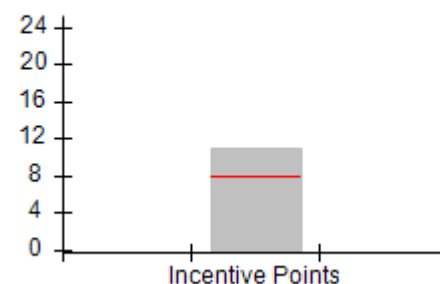
Permanency Outcomes (%)



Well-Being Outcomes (%)



Incentives Earned (Points)





**DHS, DFCS, Office of Provider Management**  
**Performance-Based Placement Measures**  
**RBWO Provider GA+SCORECARD - CCI**  
**Report Quarter: Q2 FY2016**



<b>Provider/Program Name: Families First - Gwindale Girls Group Home (640) - CCI</b>				
<b>2176 Ridgedale Dr., Grayson, GA 30017</b> <b>Phone: 770-979-4969</b> <b>Vendor ID# 35336</b>		<b>Quarterly Scores (Grades)</b>		<b>Current Quarter Score (Grade)</b>
		<b>Q1: 96.93 (A)</b>	<b>Q2: 94.93 (A)</b>	<b>94.93%</b>
		<b>Q3: 91.84 (A-)</b>	<b>Q4: 81.57 (B-)</b>	<b>(A)</b>
Program Census Information:		# Children in Care During Quarter: 5	# Placements During Quarter: 5	# Children in Care On Last Day: 2
	<b>Avg Performance All CCIs (%)</b>	<b>Provider Performance (%)*</b>	<b>Possible Points (Weight)</b>	<b>Provider Points Earned</b>
<b>OPM Monitoring Reviews</b>				
Annual Comprehensive Reviews	91%	72%	25	18.08
Safety Reviews	96%	99%	15	14.85
<b>Monitoring Sub-Total</b>			<b>40</b>	<b>32.93</b>
<b>CCI Safety Outcomes</b>				
Incidence of Maltreatment	0.10%	No Substantiated Reports	10	10.00
Staff Training	70%	0%	4	0.00
<b>Safety Sub-Total</b>			<b>14</b>	<b>10.00</b>
<b>CCI Permanency Outcomes</b>				
Placement Stability	94%	80%	20	16.00
Sibling Contacts	8%	None Planned		
<b>Permanency Sub-Total</b>			<b>20</b>	<b>16.00</b>
<b>CCI Well-Being Outcomes</b>				
EPSDT Medical Visits	91%	100%	4	4.00
EPSDT Dental Visits	88%	100%	4	4.00
Academic Supports	83%	100%	4	4.00
Provider ECEM Visits	81%	100%	7	7.00
Provider General Contacts	77%	100%	7	7.00
<b>Well-Being Sub-Total</b>			<b>26</b>	<b>26.00</b>
*Performance calculation descriptions can be found in the FY 2016 RBWO PBP Measurements and Standards Guide.				

<b>Monitoring &amp; Outcomes: Possible Points = 100</b>		<b>Points Earned = 84.93</b>	
<b>Score Before Incentives Credit</b>		<b>84.93%</b>	
<b>Incentives Awarded</b>		<b>10.00 pts</b>	
<b>PBP Verification</b>		<b>N/A pts</b>	
<b>Total Score</b>		<b>94.93%</b>	

<b>Provider/Program Name: Families First - Gwindale Girls Group Home (640) - CCI</b>
--



**DHS, DFCS, Office of Provider Management**  
**Performance-Based Placement Measures**  
**RBWO Provider GA+SCORECARD - CCI**



**Report Quarter: Q2 FY2016**

Program Census Information:		# Children in Care During Quarter: 5	# Placements During Quarter: 5	# Children in Care On Last Day: 2
CCI Incentive Credits	Avg Performance All CCIs (Points)	Provider Performance (%)*	Possible Points (Weight)	Provider Points Earned
Early EPSDT Medical Visits		100%	2	2.00
Early EPSDT Dental Visits		100%	2	2.00
Permanency Contacts		None Planned	5	
Additional Academic Supports		50%	2	1.00
Active Agency Accreditation		50%	4	2.00
Staff Clinical Licensure		0%	5	0.00
Behavior Management (threshold = 0)		100%	4	4.00
<b>Incentives Total</b>	<b>7.95</b>		<b>24</b>	<b>11.00</b>
Maximum total combined incentive credit allowed is 10 points.			<b>Incentives Awarded</b>	<b>10.00</b>

\*Performance calculation descriptions can be found in the FY 2016 RBWO PBP Measurements and Standards Guide.

Child Protective Services Investigations and Dispositions		
The following investigations data, which is not used for scoring but is considered significant to a provider's performance, is from Georgia SHINES and is not considered final or complete until the end of the fiscal year.		
Total Reports:	0	
Number Screened In:	0	
Number Screened Out:	0	
Number Substantiated:	0	
Number Unsubstantiated:	0	
Number Active CPS Investigations:	0	



DHS, DFCS, Office of Provider Management  
**Performance-Based Placement Measures**  
**RBWO Provider GA+SCORECARD - CCI**



Report Quarter: Q2 FY2016

**Provider/Program Name: Families First - Second Chance Home (642) - CCI**

2625 Jerome Rd., College Park, GA 30349

Phone: 404-254-4182

Vendor ID# 35339

Quarterly Scores (Grades)

Q1: 81.04 (B-)

Q2: 84.71 (B)

Q3: 91.43 (A-)

Q4: 78.69 (C+)

Current Quarter Score (Grade)

**84.71%**

**(B)**

Program Census Information:

# Children in Care During Quarter: 6

# Placements During Quarter: 6

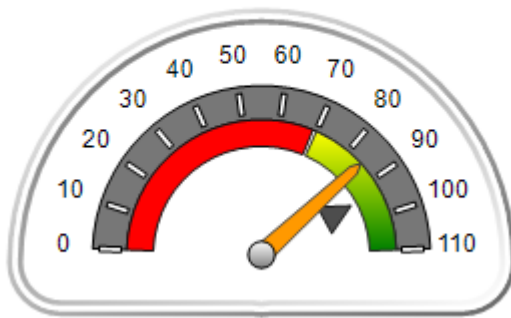
# Children in Care On Last Day: 6

**Quarterly Provider Comparisons to All CCIs**

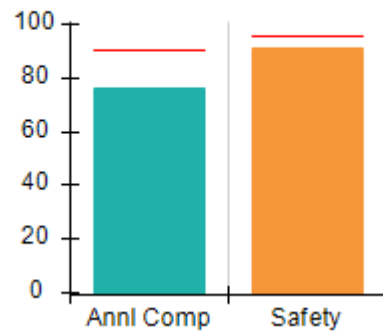
■■■■■■■■ indicates MalTx Threshold

▼ — indicates average for all CCIs

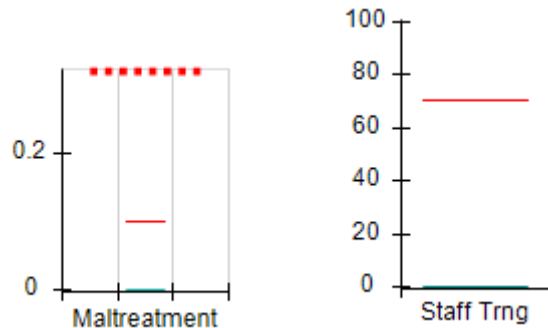
Overall Score (%)



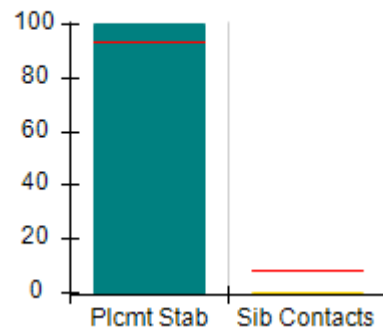
OPM Monitoring Reviews (%)



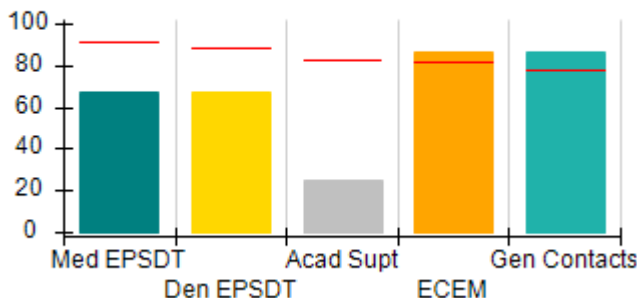
Safety Outcomes (%)



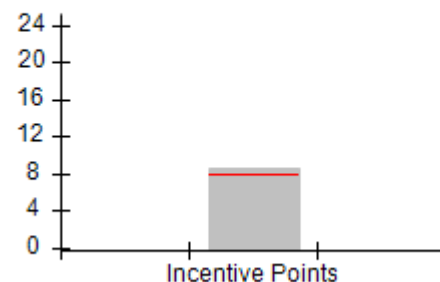
Permanency Outcomes (%)



Well-Being Outcomes (%)



Incentives Earned (Points)





**DHS, DFCS, Office of Provider Management**  
**Performance-Based Placement Measures**  
**RBWO Provider GA+SCORECARD - CCI**  
**Report Quarter: Q2 FY2016**



Provider/Program Name: Families First - Second Chance Home (642) - CCI				
2625 Jerome Rd., College Park, GA 30349		Quarterly Scores (Grades)		Current Quarter Score (Grade)
Phone: 404-254-4182		Q1: 81.04 (B-)	Q2: 84.71 (B)	<b>84.71%</b> <b>(B)</b>
Vendor ID# 35339		Q3: 91.43 (A-)	Q4: 78.69 (C+)	
Program Census Information:		# Children in Care During Quarter: 6	# Placements During Quarter: 6	# Children in Care On Last Day: 6
	Avg Performance All CCIs (%)	Provider Performance (%)*	Possible Points (Weight)	Provider Points Earned
<b>OPM Monitoring Reviews</b>				
Annual Comprehensive Reviews	91%	76%	25	19.00
Safety Reviews	96%	91%	15	13.71
<b>Monitoring Sub-Total</b>			<b>40</b>	<b>32.71</b>
<b>CCI Safety Outcomes</b>				
Incidence of Maltreatment	0.10%	No Substantiated Reports	10	10.00
Staff Training	70%	0%	4	0.00
<b>Safety Sub-Total</b>			<b>14</b>	<b>10.00</b>
<b>CCI Permanency Outcomes</b>				
Placement Stability	94%	100%	15	15.00
Sibling Contacts	8%	0%	5	0.00
<b>Permanency Sub-Total</b>			<b>20</b>	<b>15.00</b>
<b>CCI Well-Being Outcomes</b>				
EPSDT Medical Visits	91%	67%	4	2.68
EPSDT Dental Visits	88%	67%	4	2.68
Academic Supports	83%	25%	4	1.00
Provider ECEM Visits	81%	86%	7	6.02
Provider General Contacts	77%	86%	7	6.02
<b>Well-Being Sub-Total</b>			<b>26</b>	<b>18.40</b>
*Performance calculation descriptions can be found in the FY 2016 RBWO PBP Measurements and Standards Guide.				

<b>Monitoring &amp; Outcomes: Possible Points = 100</b>	<b>Points Earned = 76.11</b>
<b>Score Before Incentives Credit</b>	<b>76.11%</b>
<b>Incentives Awarded</b>	<b>8.60 pts</b>
<b>PBP Verification</b>	<b>N/A pts</b>
<b>Total Score</b>	<b>84.71%</b>

**Provider/Program Name: Families First - Second Chance Home (642) - CCI**



**DHS, DFCS, Office of Provider Management**  
**Performance-Based Placement Measures**  
**RBWO Provider GA+SCORECARD - CCI**



**Report Quarter: Q2 FY2016**

Program Census Information:		# Children in Care During Quarter: 6	# Placements During Quarter: 6	# Children in Care On Last Day: 6
CCI Incentive Credits	Avg Performance All CCIs (Points)	Provider Performance (%)*	Possible Points (Weight)	Provider Points Earned
Early EPSDT Medical Visits		80%	2	1.60
Early EPSDT Dental Visits		50%	2	1.00
Permanency Contacts		0%	5	0.00
Additional Academic Supports		0%	2	0.00
Active Agency Accreditation		50%	4	2.00
Staff Clinical Licensure		0%	5	0.00
Behavior Management (threshold = 0)		100%	4	4.00
<b>Incentives Total</b>	<b>7.95</b>		<b>24</b>	<b>8.60</b>
Maximum total combined incentive credit allowed is 10 points.			<b>Incentives Awarded</b>	<b>8.60</b>

\*Performance calculation descriptions can be found in the FY 2016 RBWO PBP Measurements and Standards Guide.

Child Protective Services Investigations and Dispositions		
The following investigations data, which is not used for scoring but is considered significant to a provider's performance, is from Georgia SHINES and is not considered final or complete until the end of the fiscal year.		
Total Reports:	0	
Number Screened In:	0	
Number Screened Out:	0	
Number Substantiated:	0	
Number Unsubstantiated:	0	
Number Active CPS Investigations:	0	





DHS, DFCS, Office of Provider Management  
**Performance-Based Placement Measures**  
**RBWO Provider GA+SCORECARD - CCI**  
Report Quarter: Q2 FY2016



**Provider/Program Name: Families First - Weaver Gardens (5217) - CCI**

2590 Jerome Rd, College Park, GA 30349

Phone: 404-853-2890

Vendor ID# 138941

Quarterly Scores (Grades)

Current Quarter Score  
(Grade)

Q1: N/A

Q2: N/A

N/A%

Q3: N/A

Q4: N/A

Program Census Information:

# Children in Care During  
Quarter: 0

# Placements During  
Quarter: 0

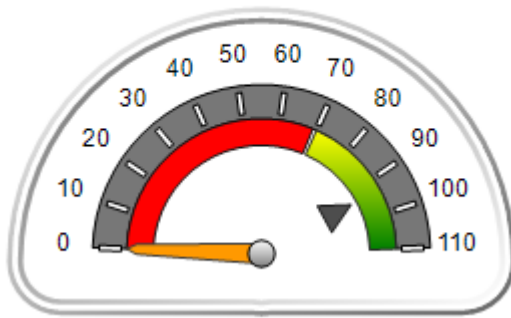
# Children in Care On Last  
Day: 0

**Quarterly Provider Comparisons to All CCIs**

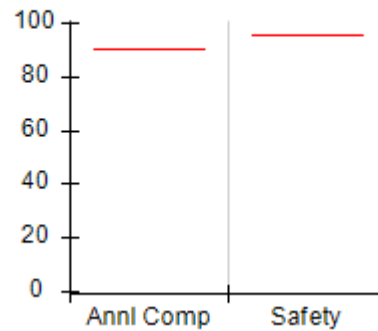
■■■■■■■■ indicates MalTx Threshold

▼ indicates average for all CCIs

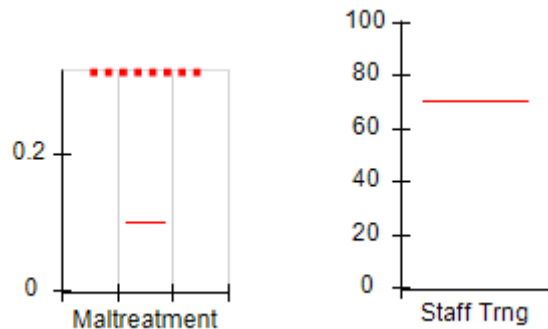
Overall Score (%)



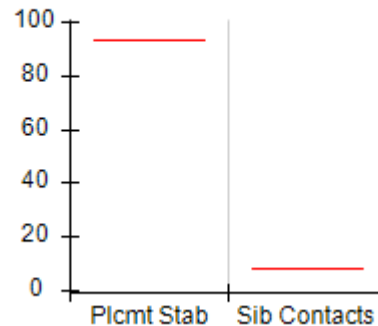
OPM Monitoring Reviews (%)



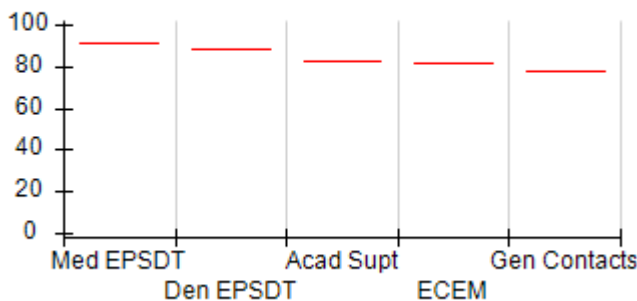
Safety Outcomes (%)



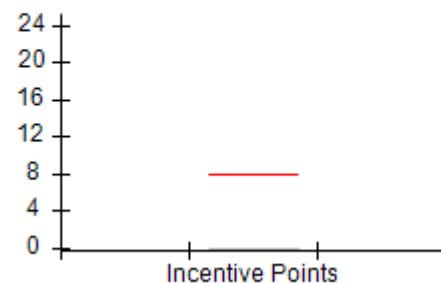
Permanency Outcomes (%)



Well-Being Outcomes (%)



Incentives Earned (Points)





**DHS, DFCS, Office of Provider Management**  
**Performance-Based Placement Measures**  
**RBWO Provider GA+SCORECARD - CCI**  
**Report Quarter: Q2 FY2016**



**Provider/Program Name: Families First - Weaver Gardens (5217) - CCI**

<b>2590 Jerome Rd, College Park, GA 30349</b>  <b>Phone: 404-853-2890</b>  <b>Vendor ID# 138941</b>	<b>Quarterly Scores (Grades)</b>		<b>Current Quarter Score (Grade)</b>
	<b>Q1: N/A</b>	<b>Q2: N/A</b>	<b>N/A%</b>
	<b>Q3: N/A</b>	<b>Q4: N/A</b>	

<b>Program Census Information:</b>	<b># Children in Care During Quarter: 0</b>	<b># Placements During Quarter: 0</b>	<b># Children in Care On Last Day: 0</b>
------------------------------------	---	---------------------------------------	--

	<b>Avg Performance All CCIs (%)</b>	<b>Provider Performance (%)*</b>	<b>Possible Points (Weight)</b>	<b>Provider Points Earned</b>
--	-------------------------------------	----------------------------------	---------------------------------	-------------------------------

**OPM Monitoring Reviews**

Annual Comprehensive Reviews	91%	Not Yet Conducted		
Safety Reviews	96%	Not Yet Conducted		
<b>Monitoring Sub-Total</b>				<b>0.00</b>

**CCI Safety Outcomes**

Incidence of Maltreatment	0.10%	Not Eligible		
Staff Training	70%	Not Eligible		
<b>Safety Sub-Total</b>			<b>N/A</b>	

**CCI Permanency Outcomes**

Placement Stability	94%	Not Eligible		
Sibling Contacts	8%	None Planned		
<b>Permanency Sub-Total</b>			<b>N/A</b>	

**CCI Well-Being Outcomes**

EPSDT Medical Visits	91%	Not Eligible		
EPSDT Dental Visits	88%	Not Eligible		
Academic Supports	83%	Not Eligible		
Provider ECEM Visits	81%	Not Eligible		
Provider General Contacts	77%	Not Eligible		
<b>Well-Being Sub-Total</b>			<b>N/A</b>	

\*Performance calculation descriptions can be found in the FY 2016 RBWO PBP Measurements and Standards Guide.

<b>Monitoring &amp; Outcomes: Possible Points = 0</b>		<b>Points Earned = N/A</b>	
<b>Score Before Incentives Credit</b>			<b>N/A</b>
<b>Incentives Awarded</b>			<b>0.00 pts</b>
<b>PBP Verification</b>			<b>N/A pts</b>
<b>Total Score</b>			<b>N/A%</b>

**Provider/Program Name: Families First - Weaver Gardens (5217) - CCI**



**DHS, DFCS, Office of Provider Management**  
**Performance-Based Placement Measures**  
**RBWO Provider GA+SCORECARD - CCI**



**Report Quarter: Q2 FY2016**

Program Census Information:		# Children in Care During Quarter: 0	# Placements During Quarter: 0	# Children in Care On Last Day: 0
CCI Incentive Credits	Avg Performance All CCIs (Points)	Provider Performance (%)*	Possible Points (Weight)	Provider Points Earned
Early EPSDT Medical Visits		Not Eligible	2	
Early EPSDT Dental Visits		Not Eligible	2	
Permanency Contacts		None Planned	5	
Additional Academic Supports		Not Eligible	2	
Active Agency Accreditation		0%	4	0.00
Staff Clinical Licensure		0%	5	0.00
Behavior Management (threshold = 0)		0%	4	
<b>Incentives Total</b>	<b>7.95</b>		<b>24</b>	<b>0.00</b>
Maximum total combined incentive credit allowed is 10 points.			<b>Incentives Awarded</b>	<b>0.00</b>

\*Performance calculation descriptions can be found in the FY 2016 RBWO PBP Measurements and Standards Guide.

### Child Protective Services Investigations and Dispositions

The following investigations data, which is not used for scoring but is considered significant to a provider's performance, is from Georgia SHINES and is not considered final or complete until the end of the fiscal year.

Total Reports:	0
Number Screened In:	0
Number Screened Out:	0
Number Substantiated:	0
Number Unsubstantiated:	0
Number Active CPS Investigations:	0



**DHS, DFCS, Office of Provider Management**  
**Performance-Based Placement Measures**  
**RBWO Provider GA+SCORECARD - CCI**



**Report Quarter: Q2 FY2016**

**Provider/Program Name: Family Choices - (5153) - CCI**

**6345 Queens Road, Douglasville, GA 30135**

**Phone: 404-474-2064**

**Vendor ID# 54024**

**Quarterly Scores (Grades)**

**Q1: 101.19 (A+)**

**Q2: 104.03 (A+)**

**Q3: 93.80 (A-)**

**Q4: 94.02 (A)**

**Current Quarter Score (Grade)**

**104.03%**

**(A+)**

**Program Census Information:**

**# Children in Care During Quarter: 8**

**# Placements During Quarter: 8**

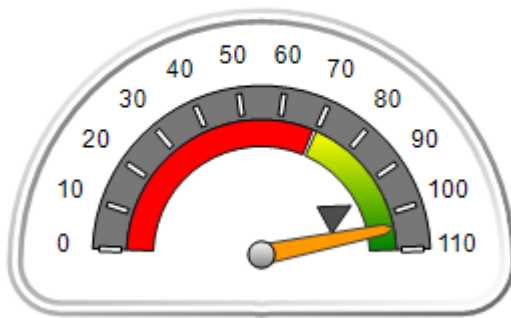
**# Children in Care On Last Day: 6**

**Quarterly Provider Comparisons to All CCIs**

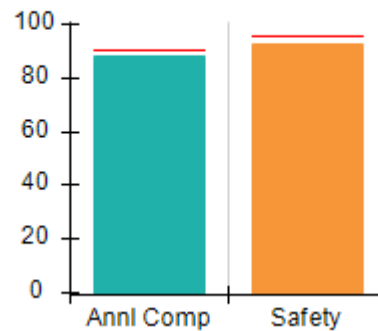
■■■■■■■■ indicates MalTx Threshold

▼ ————— indicates average for all CCIs

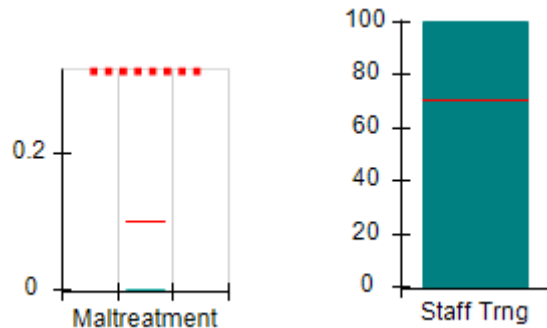
**Overall Score (%)**



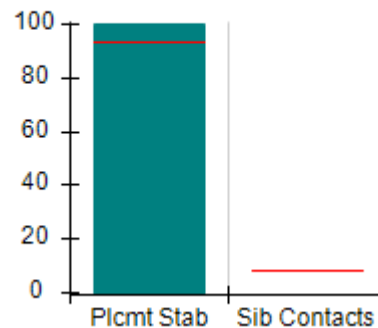
**OPM Monitoring Reviews (%)**



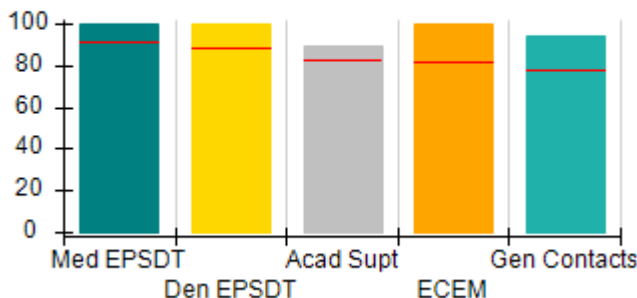
**Safety Outcomes (%)**



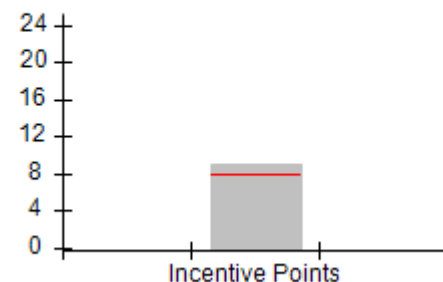
**Permanency Outcomes (%)**



**Well-Being Outcomes (%)**



**Incentives Earned (Points)**





**DHS, DFCS, Office of Provider Management**  
**Performance-Based Placement Measures**  
**RBWO Provider GA+SCORECARD - CCI**  
**Report Quarter: Q2 FY2016**



**Provider/Program Name: Family Choices - (5153) - CCI**

<b>6345 Queens Road, Douglasville, GA 30135</b>  <b>Phone: 404-474-2064</b>  <b>Vendor ID# 54024</b>	<b>Quarterly Scores (Grades)</b>		<b>Current Quarter Score (Grade)</b>
	<b>Q1: 101.19 (A+)</b>	<b>Q2: 104.03 (A+)</b>	<b>104.03%</b>
	<b>Q3: 93.80 (A-)</b>	<b>Q4: 94.02 (A)</b>	<b>(A+)</b>

Program Census Information:	# Children in Care During Quarter: 8	# Placements During Quarter: 8	# Children in Care On Last Day: 6
-----------------------------	--------------------------------------	--------------------------------	-----------------------------------

	<b>Avg Performance All CCIs (%)</b>	<b>Provider Performance (%)*</b>	<b>Possible Points (Weight)</b>	<b>Provider Points Earned</b>
--	-------------------------------------	----------------------------------	---------------------------------	-------------------------------

**OPM Monitoring Reviews**

Annual Comprehensive Reviews	91%	88%	25	22.00
Safety Reviews	96%	93%	15	13.95
<b>Monitoring Sub-Total</b>			<b>40</b>	<b>35.95</b>

**CCI Safety Outcomes**

Incidence of Maltreatment	0.10%	No Substantiated Reports	10	10.00
Staff Training	70%	100%	4	4.00
<b>Safety Sub-Total</b>			<b>14</b>	<b>14.00</b>

**CCI Permanency Outcomes**

Placement Stability	94%	100%	20	20.00
Sibling Contacts	8%	None Planned		
<b>Permanency Sub-Total</b>			<b>20</b>	<b>20.00</b>

**CCI Well-Being Outcomes**

EPSDT Medical Visits	91%	100%	4	4.00
EPSDT Dental Visits	88%	100%	4	4.00
Academic Supports	83%	89%	4	3.56
Provider ECEM Visits	81%	100%	7	7.00
Provider General Contacts	77%	94%	7	6.58
<b>Well-Being Sub-Total</b>			<b>26</b>	<b>25.14</b>

\*Performance calculation descriptions can be found in the FY 2016 RBWO PBP Measurements and Standards Guide.

<b>Monitoring &amp; Outcomes: Possible Points = 100</b>		<b>Points Earned = 95.09</b>	
<b>Score Before Incentives Credit</b>		<b>95.09%</b>	
<b>Incentives Awarded</b>		<b>8.94 pts</b>	
<b>PBP Verification</b>		<b>N/A pts</b>	
<b>Total Score</b>		<b>104.03%</b>	

**Provider/Program Name: Family Choices - (5153) - CCI**



**DHS, DFCS, Office of Provider Management**  
**Performance-Based Placement Measures**  
**RBWO Provider GA+SCORECARD - CCI**



**Report Quarter: Q2 FY2016**

Program Census Information:		# Children in Care During Quarter: 8	# Placements During Quarter: 8	# Children in Care On Last Day: 6
CCI Incentive Credits	Avg Performance All CCIs (Points)	Provider Performance (%)*	Possible Points (Weight)	Provider Points Earned
Early EPSDT Medical Visits		100%	2	2.00
Early EPSDT Dental Visits		100%	2	2.00
Permanency Contacts		None Planned	5	
Additional Academic Supports		47%	2	0.94
Active Agency Accreditation		0%	4	0.00
Staff Clinical Licensure		0%	5	0.00
Behavior Management (threshold = 0)		100%	4	4.00
<b>Incentives Total</b>	<b>7.95</b>		<b>24</b>	<b>8.94</b>
Maximum total combined incentive credit allowed is 10 points.			<b>Incentives Awarded</b>	<b>8.94</b>

\*Performance calculation descriptions can be found in the FY 2016 RBWO PBP Measurements and Standards Guide.

Child Protective Services Investigations and Dispositions		
The following investigations data, which is not used for scoring but is considered significant to a provider's performance, is from Georgia SHINES and is not considered final or complete until the end of the fiscal year.		
Total Reports:	0	
Number Screened In:	0	
Number Screened Out:	0	
Number Substantiated:	0	
Number Unsubstantiated:	0	
Number Active CPS Investigations:	0	



**DHS, DFCS, Office of Provider Management**  
**Performance-Based Placement Measures**  
**RBWO Provider GA+SCORECARD - CCI**



**Report Quarter: Q2 FY2016**

**Provider/Program Name: Family Crisis Center of Walker, Dade, Catoosa, Chattooga Counties - The Cottage (645) - CCI**

**467 Long Hollow Rd., Rock Spring, GA 30739**

**Phone: 706-375-9060**

**Vendor ID# 35341**

Quarterly Scores (Grades)		Current Quarter Score (Grade)
Q1: 98.74 (A+)	Q2: 98.39 (A+)	<b>98.39%</b> <b>(A+)</b>
Q3: 105.11 (A+)	Q4: 93.41 (A-)	

Program Census Information:

# Children in Care During Quarter: 23

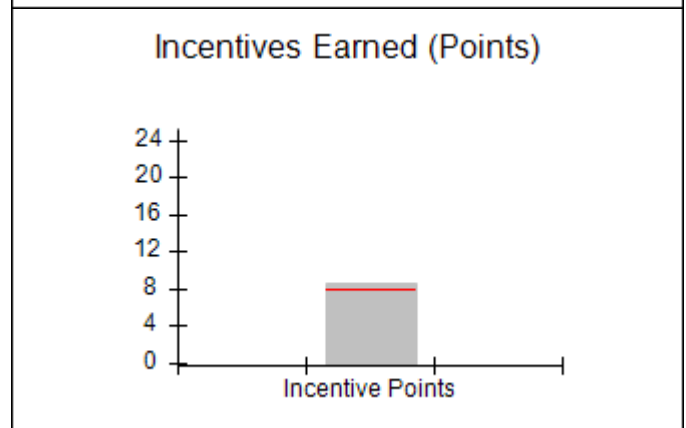
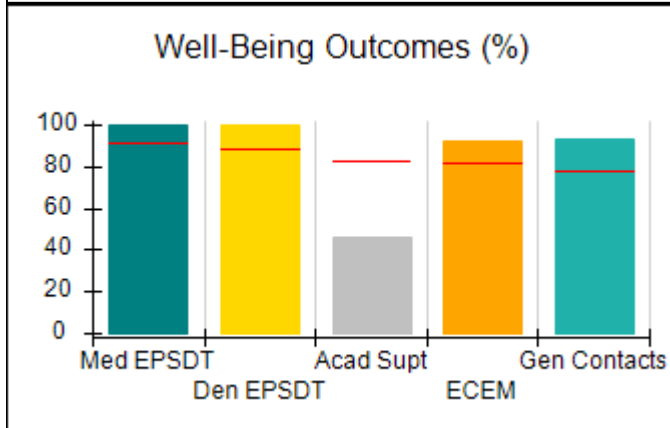
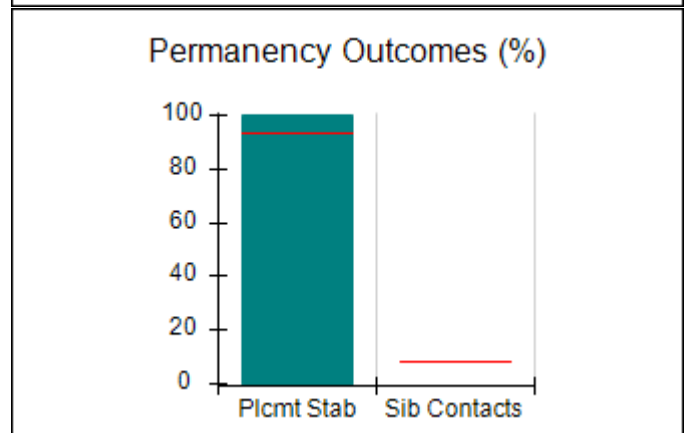
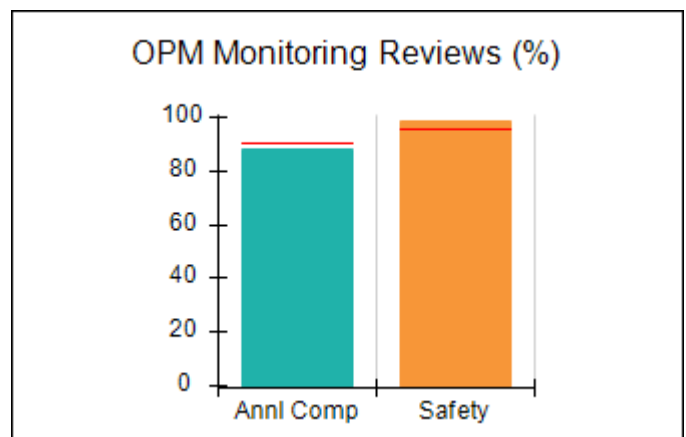
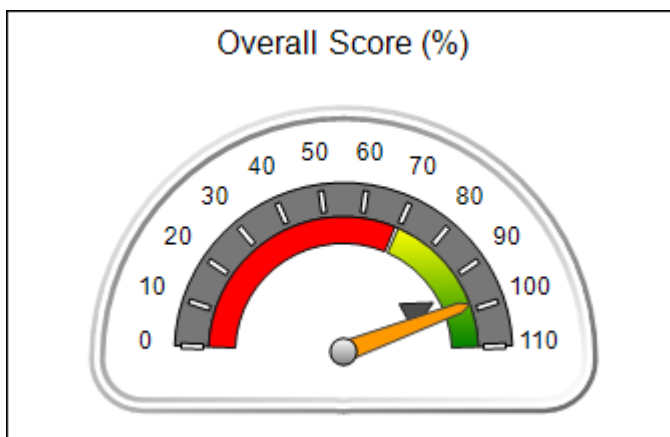
# Placements During Quarter: 23

# Children in Care On Last Day: 13

**Quarterly Provider Comparisons to All CCIs**

■■■■■■■■ indicates MalTx Threshold

▼ ————— indicates average for all CCIs





**DHS, DFCS, Office of Provider Management**  
**Performance-Based Placement Measures**  
**RBWO Provider GA+SCORECARD - CCI**



**Report Quarter: Q2 FY2016**

<b>Provider/Program Name: Family Crisis Center of Walker, Dade, Catoosa, Chattooga Counties - The Cottage (645) - CCI</b>				
<b>467 Long Hollow Rd., Rock Spring, GA 30739</b>		<b>Quarterly Scores (Grades)</b>		<b>Current Quarter Score (Grade)</b>
<b>Phone: 706-375-9060</b>		<b>Q1: 98.74 (A+)</b>	<b>Q2: 98.39 (A+)</b>	<b>98.39%</b>
<b>Vendor ID# 35341</b>		<b>Q3: 105.11 (A+)</b>	<b>Q4: 93.41 (A-)</b>	<b>(A+)</b>
<b>Program Census Information:</b>		<b># Children in Care During Quarter: 23</b>	<b># Placements During Quarter: 23</b>	<b># Children in Care On Last Day: 13</b>
	<b>Avg Performance All CCIs (%)</b>	<b>Provider Performance (%)*</b>	<b>Possible Points (Weight)</b>	<b>Provider Points Earned</b>
<b>OPM Monitoring Reviews</b>				
Annual Comprehensive Reviews	91%	88%	25	22.00
Safety Reviews	96%	99%	15	14.84
<b>Monitoring Sub-Total</b>			<b>40</b>	<b>36.84</b>
<b>CCI Safety Outcomes</b>				
Incidence of Maltreatment	0.10%	No Substantiated Reports	10	10.00
Staff Training	70%	100%	4	4.00
<b>Safety Sub-Total</b>			<b>14</b>	<b>14.00</b>
<b>CCI Permanency Outcomes</b>				
Placement Stability	94%	100%	20	20.00
Sibling Contacts	8%	None Planned		
<b>Permanency Sub-Total</b>			<b>20</b>	<b>20.00</b>
<b>CCI Well-Being Outcomes</b>				
EPSDT Medical Visits	91%	100%	4	4.00
EPSDT Dental Visits	88%	100%	4	4.00
Academic Supports	83%	46%	4	1.84
Provider ECEM Visits	81%	92%	7	6.44
Provider General Contacts	77%	93%	7	6.51
<b>Well-Being Sub-Total</b>			<b>26</b>	<b>22.79</b>
*Performance calculation descriptions can be found in the FY 2016 RBWO PBP Measurements and Standards Guide.				

<b>Monitoring &amp; Outcomes: Possible Points = 100</b>		<b>Points Earned = 93.63</b>	
<b>Score Before Incentives Credit</b>			<b>93.63%</b>
<b>Incentives Awarded</b>			<b>8.62 pts</b>
<b>PBP Verification</b>			<b>-3.86 pts</b>
<b>Total Score</b>			<b>98.39%</b>

**Provider/Program Name: Family Crisis Center of Walker, Dade, Catoosa, Chattooga Counties - The Cottage (645) - CCI**





**DHS, DFCS, Office of Provider Management**  
**Performance-Based Placement Measures**  
**RBWO Provider GA+SCORECARD - CCI**



**Report Quarter: Q2 FY2016**

Program Census Information:		# Children in Care During Quarter: 23	# Placements During Quarter: 23	# Children in Care On Last Day: 13
CCI Incentive Credits	Avg Performance All CCIs (Points)	Provider Performance (%)*	Possible Points (Weight)	Provider Points Earned
Early EPSDT Medical Visits		100%	2	2.00
Early EPSDT Dental Visits		100%	2	2.00
Permanency Contacts		10%	5	0.50
Additional Academic Supports		6%	2	0.12
Active Agency Accreditation		0%	4	0.00
Staff Clinical Licensure		0%	5	0.00
Behavior Management (threshold = 0)		100%	4	4.00
<b>Incentives Total</b>	<b>7.95</b>		<b>24</b>	<b>8.62</b>
Maximum total combined incentive credit allowed is 10 points.			<b>Incentives Awarded</b>	<b>8.62</b>

\*Performance calculation descriptions can be found in the FY 2016 RBWO PBP Measurements and Standards Guide.

Child Protective Services Investigations and Dispositions		
The following investigations data, which is not used for scoring but is considered significant to a provider's performance, is from Georgia SHINES and is not considered final or complete until the end of the fiscal year.		
Total Reports:	0	
Number Screened In:	0	
Number Screened Out:	0	
Number Substantiated:	0	
Number Unsubstantiated:	0	
Number Active CPS Investigations:	0	



**DHS, DFCS, Office of Provider Management**  
**Performance-Based Placement Measures**  
**RBWO Provider GA+SCORECARD - CCI**



**Report Quarter: Q2 FY2016**

**Provider/Program Name: Family Support Council - Oak Haven Second Chance Home (646) - CCI**

**216 Fort Hill Terr., Dalton, GA 30720**

**Phone: 706-259-4550**

**Vendor ID# 35343**

**Quarterly Scores (Grades)**

**Current Quarter Score (Grade)**

**Q1: 96.67 (A)**

**Q2: 90.37 (A-)**

**90.37%**

**Q3: 84.00 (B-)**

**Q4: 87.57 (B+)**

**(A-)**

**Program Census Information:**

# Children in Care During  
Quarter: 7

# Placements During  
Quarter: 7

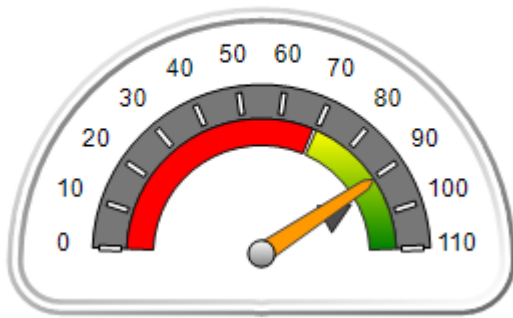
# Children in Care On Last  
Day: 6

**Quarterly Provider Comparisons to All CCIs**

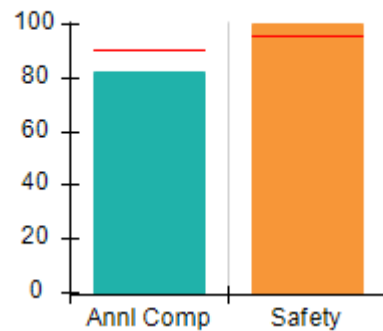
■■■■■■■■ indicates MalTx Threshold

▼ ————— indicates average for all CCIs

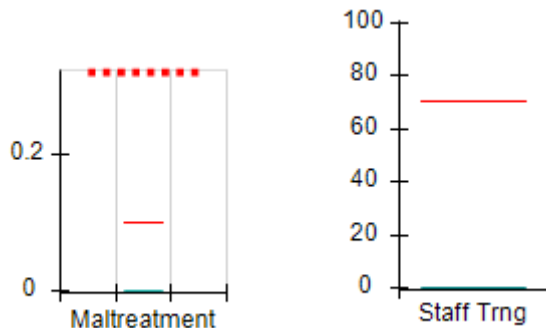
**Overall Score (%)**



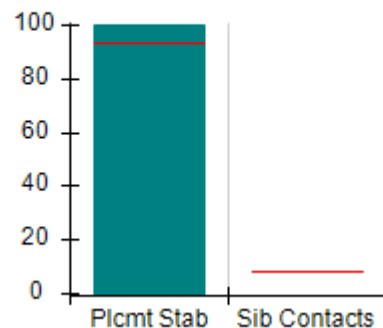
**OPM Monitoring Reviews (%)**



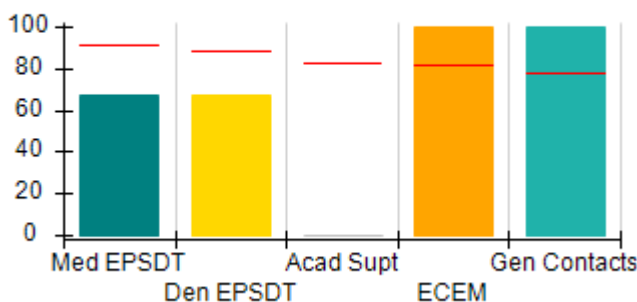
**Safety Outcomes (%)**



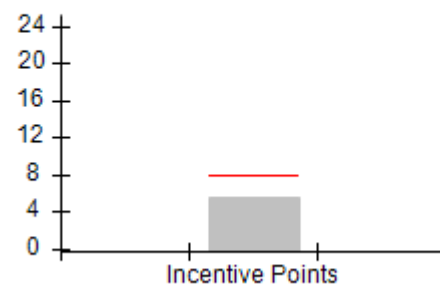
**Permanency Outcomes (%)**



**Well-Being Outcomes (%)**



**Incentives Earned (Points)**





**DHS, DFCS, Office of Provider Management**  
**Performance-Based Placement Measures**  
**RBWO Provider GA+SCORECARD - CCI**



**Report Quarter: Q2 FY2016**

Provider/Program Name: Family Support Council - Oak Haven Second Chance Home (646) - CCI				
216 Fort Hill Terr., Dalton, GA 30720		Quarterly Scores (Grades)		Current Quarter Score (Grade)
Phone: 706-259-4550		Q1: 96.67 (A)	Q2: 90.37 (A-)	<b>90.37%</b> <b>(A-)</b>
Vendor ID# 35343		Q3: 84.00 (B-)	Q4: 87.57 (B+)	
Program Census Information:		# Children in Care During Quarter: 7	# Placements During Quarter: 7	# Children in Care On Last Day: 6
	Avg Performance All CCIs (%)	Provider Performance (%)*	Possible Points (Weight)	Provider Points Earned
<b>OPM Monitoring Reviews</b>				
Annual Comprehensive Reviews	91%	82%	25	20.50
Safety Reviews	96%	100%	15	15.00
<b>Monitoring Sub-Total</b>			<b>40</b>	<b>35.50</b>
<b>CCI Safety Outcomes</b>				
Incidence of Maltreatment	0.10%	No Substantiated Reports	10	10.00
Staff Training	70%	0%	4	0.00
<b>Safety Sub-Total</b>			<b>14</b>	<b>10.00</b>
<b>CCI Permanency Outcomes</b>				
Placement Stability	94%	100%	20	20.00
Sibling Contacts	8%	None Planned		
<b>Permanency Sub-Total</b>			<b>20</b>	<b>20.00</b>
<b>CCI Well-Being Outcomes</b>				
EPSDT Medical Visits	91%	67%	4	2.68
EPSDT Dental Visits	88%	67%	4	2.68
Academic Supports	83%	0%	4	0.00
Provider ECEM Visits	81%	100%	7	7.00
Provider General Contacts	77%	100%	7	7.00
<b>Well-Being Sub-Total</b>			<b>26</b>	<b>19.36</b>
*Performance calculation descriptions can be found in the FY 2016 RBWO PBP Measurements and Standards Guide.				

<b>Monitoring &amp; Outcomes: Possible Points = 100</b>	<b>Points Earned = 84.86</b>
<b>Score Before Incentives Credit</b>	<b>84.86%</b>
<b>Incentives Awarded</b>	<b>5.51 pts</b>
<b>PBP Verification</b>	<b>N/A pts</b>
<b>Total Score</b>	<b>90.37%</b>

**Provider/Program Name: Family Support Council - Oak Haven Second Chance Home (646) - CCI**



**DHS, DFCS, Office of Provider Management**  
**Performance-Based Placement Measures**  
**RBWO Provider GA+SCORECARD - CCI**



**Report Quarter: Q2 FY2016**

Program Census Information:		# Children in Care During Quarter: 7	# Placements During Quarter: 7	# Children in Care On Last Day: 6
CCI Incentive Credits	Avg Performance All CCIs (Points)	Provider Performance (%)*	Possible Points (Weight)	Provider Points Earned
Early EPSDT Medical Visits		33%	2	0.66
Early EPSDT Dental Visits		0%	2	0.00
Permanency Contacts		17%	5	0.85
Additional Academic Supports		0%	2	0.00
Active Agency Accreditation		0%	4	0.00
Staff Clinical Licensure		0%	5	0.00
Behavior Management (threshold = 0)		100%	4	4.00
<b>Incentives Total</b>	<b>7.95</b>		<b>24</b>	<b>5.51</b>
Maximum total combined incentive credit allowed is 10 points.			<b>Incentives Awarded</b>	<b>5.51</b>
*Performance calculation descriptions can be found in the FY 2016 RBWO PBP Measurements and Standards Guide.				

Child Protective Services Investigations and Dispositions		
The following investigations data, which is not used for scoring but is considered significant to a provider's performance, is from Georgia SHINES and is not considered final or complete until the end of the fiscal year.		
Total Reports:	0	
Number Screened In:	0	
Number Screened Out:	0	
Number Substantiated:	0	
Number Unsubstantiated:	0	
Number Active CPS Investigations:	0	



**DHS, DFCS, Office of Provider Management**  
**Performance-Based Placement Measures**  
**RBWO Provider GA+SCORECARD - CCI**  
**Report Quarter: Q2 FY2016**



**Provider/Program Name: Foundation Group Home, Inc. - CCI (992) - CCI**

827 Tallapoosa Street, Bremen, GA 30110

Phone: 770-537-0700

Vendor ID# 44184

**Quarterly Scores (Grades)**

**Q1: 66.94 (D)**

**Q2: 74.59 (C)**

**Q3: 77.69 (C+)**

**Q4: 96.74 (A)**

**Current Quarter Score (Grade)**

**74.59%**

**(C)**

Program Census Information:

# Children in Care During  
Quarter: 9

# Placements During  
Quarter: 9

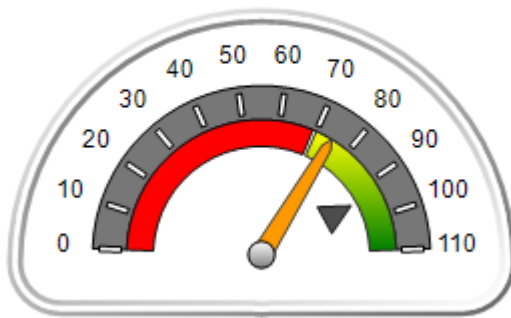
# Children in Care On Last  
Day: 3

**Quarterly Provider Comparisons to All CCIs**

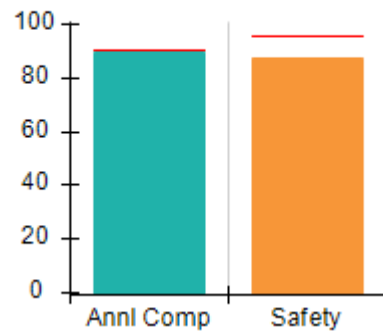
■■■■■■■■ indicates MalTx Threshold

▼ ————— indicates average for all CCIs

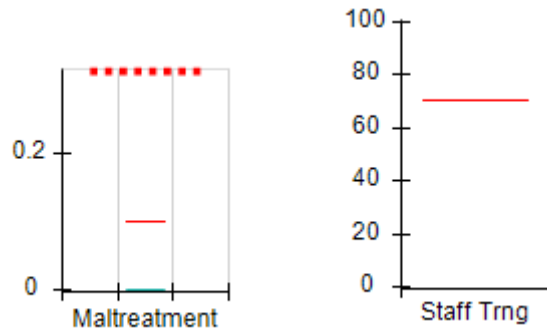
**Overall Score (%)**



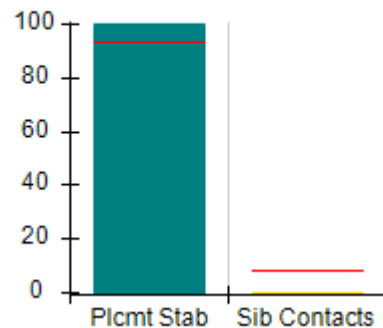
**OPM Monitoring Reviews (%)**



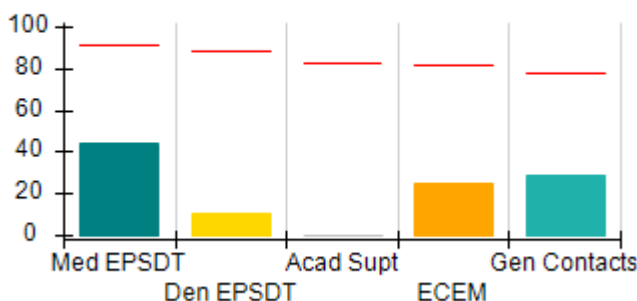
**Safety Outcomes (%)**



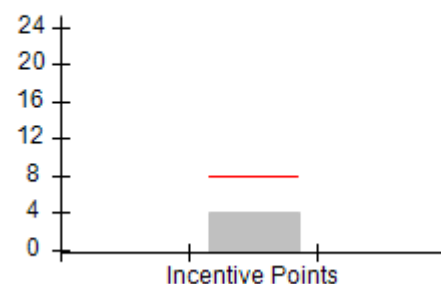
**Permanency Outcomes (%)**



**Well-Being Outcomes (%)**



**Incentives Earned (Points)**





**DHS, DFCS, Office of Provider Management**  
**Performance-Based Placement Measures**  
**RBWO Provider GA+SCORECARD - CCI**  
**Report Quarter: Q2 FY2016**



**Provider/Program Name: Foundation Group Home, Inc. - CCI (992) - CCI**

<b>827 Tallapoosa Street, Bremen, GA 30110</b>  <b>Phone: 770-537-0700</b>  <b>Vendor ID# 44184</b>		<b>Quarterly Scores (Grades)</b>		<b>Current Quarter Score (Grade)</b>
		<b>Q1: 66.94 (D)</b>	<b>Q2: 74.59 (C)</b>	<b>74.59%</b>
		<b>Q3: 77.69 (C+)</b>	<b>Q4: 96.74 (A)</b>	<b>(C)</b>
Program Census Information:		# Children in Care During Quarter: 9	# Placements During Quarter: 9	# Children in Care On Last Day: 3
	<b>Avg Performance All CCIs (%)</b>	<b>Provider Performance (%)*</b>	<b>Possible Points (Weight)</b>	<b>Provider Points Earned</b>
<b>OPM Monitoring Reviews</b>				
Annual Comprehensive Reviews	91%	90%	25	22.50
Safety Reviews	96%	87%	15	13.11
<b>Monitoring Sub-Total</b>			<b>40</b>	<b>35.61</b>
<b>CCI Safety Outcomes</b>				
Incidence of Maltreatment	0.10%	No Substantiated Reports	14	14.00
Staff Training	70%	Not Eligible		
<b>Safety Sub-Total</b>			<b>14</b>	<b>14.00</b>
<b>CCI Permanency Outcomes</b>				
Placement Stability	94%	100%	15	15.00
Sibling Contacts	8%	0%	5	0.00
<b>Permanency Sub-Total</b>			<b>20</b>	<b>15.00</b>
<b>CCI Well-Being Outcomes</b>				
EPSDT Medical Visits	91%	44%	4	1.76
EPSDT Dental Visits	88%	11%	4	0.44
Academic Supports	83%	0%	4	0.00
Provider ECEM Visits	81%	25%	7	1.75
Provider General Contacts	77%	29%	7	2.03
<b>Well-Being Sub-Total</b>			<b>26</b>	<b>5.98</b>
*Performance calculation descriptions can be found in the FY 2016 RBWO PBP Measurements and Standards Guide.				

<b>Monitoring &amp; Outcomes: Possible Points = 100</b>		<b>Points Earned = 70.59</b>	
<b>Score Before Incentives Credit</b>		<b>70.59%</b>	
<b>Incentives Awarded</b>		<b>4.00 pts</b>	
<b>PBP Verification</b>		<b>N/A pts</b>	
<b>Total Score</b>		<b>74.59%</b>	

**Provider/Program Name: Foundation Group Home, Inc. - CCI (992) - CCI**



**DHS, DFCS, Office of Provider Management**  
**Performance-Based Placement Measures**  
**RBWO Provider GA+SCORECARD - CCI**



**Report Quarter: Q2 FY2016**

Program Census Information:		# Children in Care During Quarter: 9	# Placements During Quarter: 9	# Children in Care On Last Day: 3
CCI Incentive Credits	Avg Performance All CCIs (Points)	Provider Performance (%)*	Possible Points (Weight)	Provider Points Earned
Early EPSDT Medical Visits		0%	2	0.00
Early EPSDT Dental Visits		0%	2	0.00
Permanency Contacts		0%	5	0.00
Additional Academic Supports		0%	2	0.00
Active Agency Accreditation		0%	4	0.00
Staff Clinical Licensure		0%	5	0.00
Behavior Management (threshold = 0)		100%	4	4.00
<b>Incentives Total</b>	<b>7.95</b>		<b>24</b>	<b>4.00</b>
Maximum total combined incentive credit allowed is 10 points.			<b>Incentives Awarded</b>	<b>4.00</b>

\*Performance calculation descriptions can be found in the FY 2016 RBWO PBP Measurements and Standards Guide.

### Child Protective Services Investigations and Dispositions

The following investigations data, which is not used for scoring but is considered significant to a provider's performance, is from Georgia SHINES and is not considered final or complete until the end of the fiscal year.

Total Reports:	0
Number Screened In:	0
Number Screened Out:	0
Number Substantiated:	0
Number Unsubstantiated:	0
Number Active CPS Investigations:	0



**DHS, DFCS, Office of Provider Management**  
**Performance-Based Placement Measures**  
**RBWO Provider GA+SCORECARD - CCI**



**Report Quarter: Q2 FY2016**

**Provider/Program Name: Genesis House for Homeless, Inc. - (654) - CCI**

**2107 Hwy 41 North, Perry, GA 31069**

**Phone: 478-987-7466**

**Vendor ID# 35355**

**Quarterly Scores (Grades)**

**Current Quarter Score (Grade)**

**Q1: 98.48 (A+)**

**Q2: 98.09 (A+)**

**98.09%**

**Q3: 96.23 (A)**

**Q4: 90.47 (A-)**

**(A+)**

**Program Census Information:**

**# Children in Care During Quarter: 9**

**# Placements During Quarter: 9**

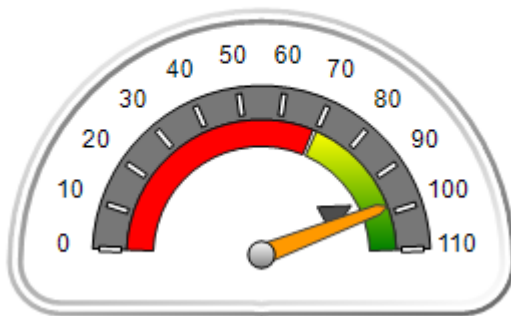
**# Children in Care On Last Day: 7**

**Quarterly Provider Comparisons to All CCIs**

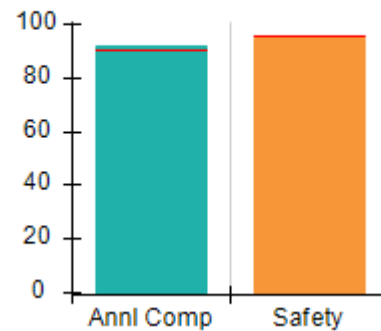
■■■■■■■■ indicates MalTx Threshold

▼ ————— indicates average for all CCIs

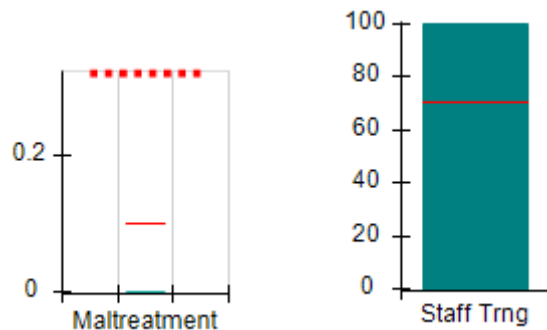
**Overall Score (%)**



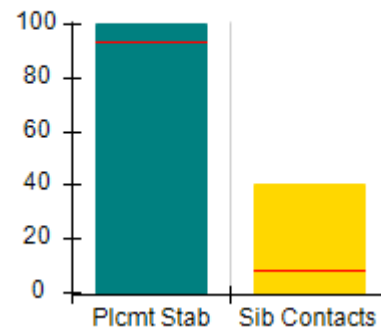
**OPM Monitoring Reviews (%)**



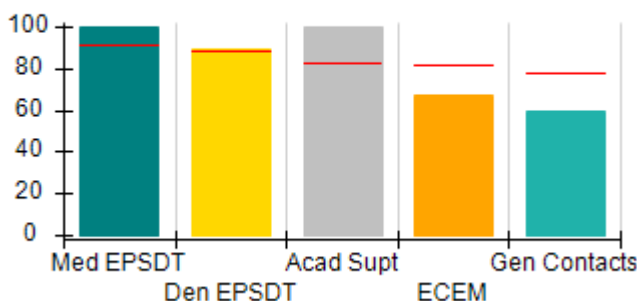
**Safety Outcomes (%)**



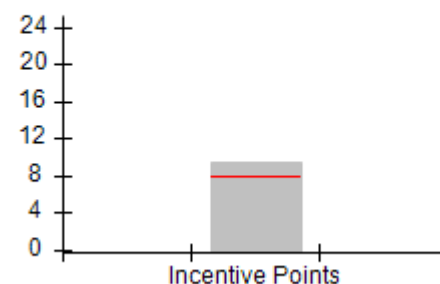
**Permanency Outcomes (%)**



**Well-Being Outcomes (%)**



**Incentives Earned (Points)**







**DHS, DFCS, Office of Provider Management**  
**Performance-Based Placement Measures**  
**RBWO Provider GA+SCORECARD - CCI**  
**Report Quarter: Q2 FY2016**



**Provider/Program Name: Genesis House for Homeless, Inc. - (654) - CCI**

<b>2107 Hwy 41 North, Perry, GA 31069</b>  <b>Phone: 478-987-7466</b>  <b>Vendor ID# 35355</b>	<b>Quarterly Scores (Grades)</b>		<b>Current Quarter Score (Grade)</b>
	<b>Q1: 98.48 (A+)</b>	<b>Q2: 98.09 (A+)</b>	<b>98.09%</b>
	<b>Q3: 96.23 (A)</b>	<b>Q4: 90.47 (A-)</b>	<b>(A+)</b>

Program Census Information:	# Children in Care During Quarter: 9	# Placements During Quarter: 9	# Children in Care On Last Day: 7
-----------------------------	--------------------------------------	--------------------------------	-----------------------------------

	<b>Avg Performance All CCIs (%)</b>	<b>Provider Performance (%)*</b>	<b>Possible Points (Weight)</b>	<b>Provider Points Earned</b>
--	-------------------------------------	----------------------------------	---------------------------------	-------------------------------

**OPM Monitoring Reviews**

Annual Comprehensive Reviews	91%	92%	25	23.08
Safety Reviews	96%	95%	15	14.22
<b>Monitoring Sub-Total</b>			<b>40</b>	<b>37.30</b>

**CCI Safety Outcomes**

Incidence of Maltreatment	0.10%	No Substantiated Reports	10	10.00
Staff Training	70%	100%	4	4.00
<b>Safety Sub-Total</b>			<b>14</b>	<b>14.00</b>

**CCI Permanency Outcomes**

Placement Stability	94%	100%	15	15.00
Sibling Contacts	8%	40%	5	2.00
<b>Permanency Sub-Total</b>			<b>20</b>	<b>17.00</b>

**CCI Well-Being Outcomes**

EPSDT Medical Visits	91%	100%	4	4.00
EPSDT Dental Visits	88%	89%	4	3.56
Academic Supports	83%	100%	4	4.00
Provider ECEM Visits	81%	67%	7	4.69
Provider General Contacts	77%	60%	7	4.20
<b>Well-Being Sub-Total</b>			<b>26</b>	<b>20.45</b>

\*Performance calculation descriptions can be found in the FY 2016 RBWO PBP Measurements and Standards Guide.

<b>Monitoring &amp; Outcomes: Possible Points = 100</b>		<b>Points Earned = 88.75</b>	
<b>Score Before Incentives Credit</b>		<b>88.75%</b>	
<b>Incentives Awarded</b>		<b>9.34 pts</b>	
<b>PBP Verification</b>		<b>N/A pts</b>	
<b>Total Score</b>		<b>98.09%</b>	

**Provider/Program Name: Genesis House for Homeless, Inc. - (654) - CCI**



**DHS, DFCS, Office of Provider Management**  
**Performance-Based Placement Measures**  
**RBWO Provider GA+SCORECARD - CCI**



**Report Quarter: Q2 FY2016**

Program Census Information:		# Children in Care During Quarter: 9	# Placements During Quarter: 9	# Children in Care On Last Day: 7
CCI Incentive Credits	Avg Performance All CCIs (Points)	Provider Performance (%)*	Possible Points (Weight)	Provider Points Earned
Early EPSDT Medical Visits		100%	2	2.00
Early EPSDT Dental Visits		67%	2	1.34
Permanency Contacts		0%	5	0.00
Additional Academic Supports		100%	2	2.00
Active Agency Accreditation		0%	4	0.00
Staff Clinical Licensure		0%	5	0.00
Behavior Management (threshold = 0)		100%	4	4.00
<b>Incentives Total</b>	<b>7.95</b>		<b>24</b>	<b>9.34</b>
Maximum total combined incentive credit allowed is 10 points.			<b>Incentives Awarded</b>	<b>9.34</b>

\*Performance calculation descriptions can be found in the FY 2016 RBWO PBP Measurements and Standards Guide.

Child Protective Services Investigations and Dispositions		
The following investigations data, which is not used for scoring but is considered significant to a provider's performance, is from Georgia SHINES and is not considered final or complete until the end of the fiscal year.		
Total Reports:	2	
Number Screened In:	0	
Number Screened Out:	2	
Number Substantiated:	0	
Number Unsubstantiated:	0	
Number Active CPS Investigations:	0	



**DHS, DFCS, Office of Provider Management**  
**Performance-Based Placement Measures**  
**RBWO Provider GA+SCORECARD - CCI**

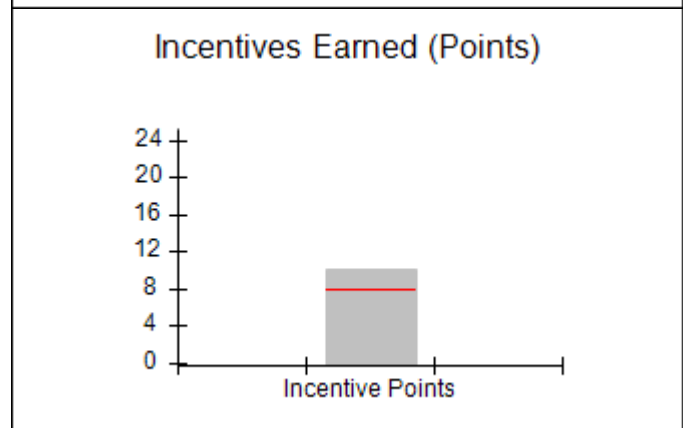
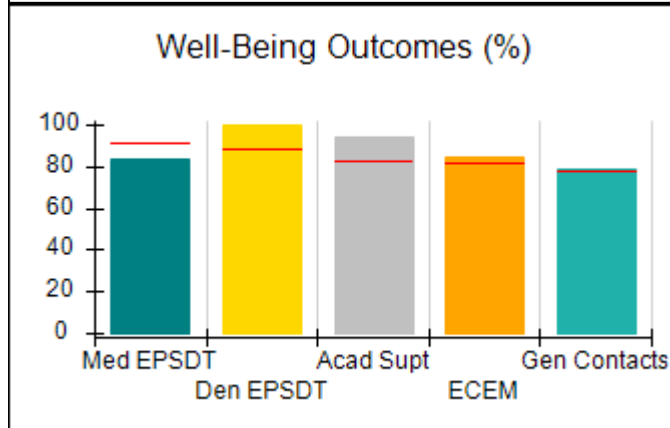
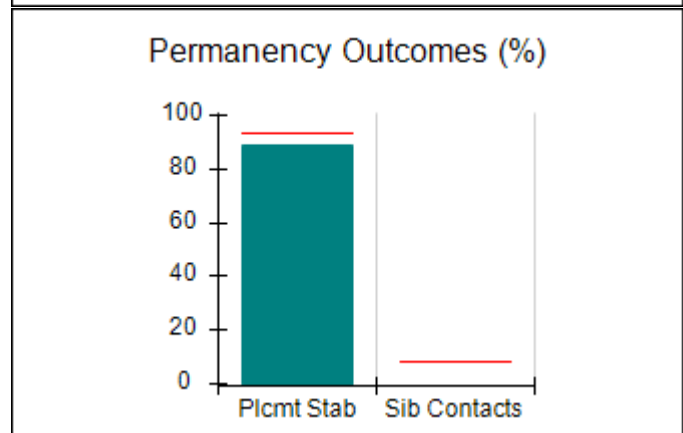
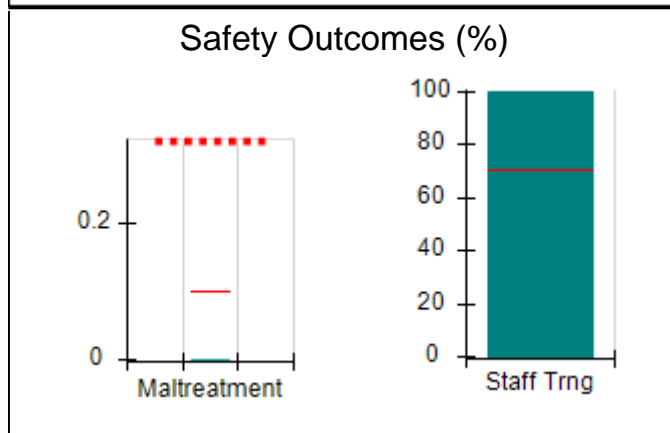
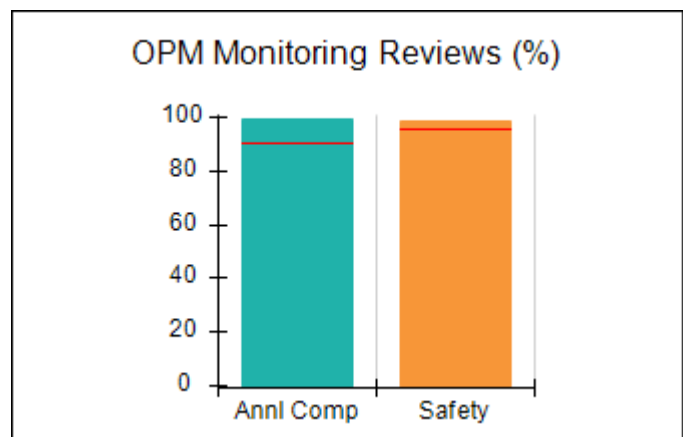
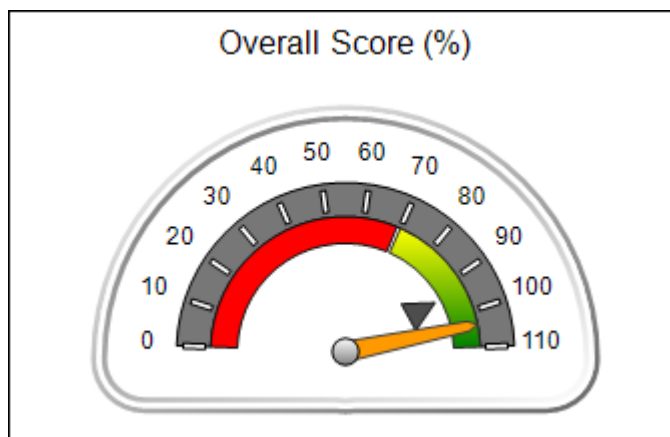


**Report Quarter: Q2 FY2016**

<b>Provider/Program Name: Georgia Baptist Children's Home &amp; Family Ministries - Alice's House (663) - CCI</b>			
<b>624 Folds Rd., Carrollton, GA 30117</b>  <b>Phone: 770-834-1116</b>  <b>Vendor ID# 35358</b>	<b>Quarterly Scores (Grades)</b>		<b>Current Quarter Score (Grade)</b>
	Q1: 100.73 (A+)	Q2: 103.98 (A+)	<b>103.98%</b>
	Q3: 98.54 (A+)	Q4: 105.93 (A+)	<b>(A+)</b>
Program Census Information:	# Children in Care During Quarter: 9	# Placements During Quarter: 9	# Children in Care On Last Day: 8
<b>Quarterly Provider Comparisons to All CCIs</b>			

■■■■■■■■ indicates MalTx Threshold

▼ ————— indicates average for all CCIs





**DHS, DFCS, Office of Provider Management**  
**Performance-Based Placement Measures**  
**RBWO Provider GA+SCORECARD - CCI**



**Report Quarter: Q2 FY2016**

<b>Provider/Program Name: Georgia Baptist Children's Home &amp; Family Ministries - Alice's House (663) - CCI</b>				
624 Folds Rd., Carrollton, GA 30117		Quarterly Scores (Grades)		Current Quarter Score (Grade)
Phone: 770-834-1116		Q1: 100.73 (A+)	Q2: 103.98 (A+)	<b>103.98% (A+)</b>
Vendor ID# 35358		Q3: 98.54 (A+)	Q4: 105.93 (A+)	
Program Census Information:		# Children in Care During Quarter: 9	# Placements During Quarter: 9	# Children in Care On Last Day: 8
	Avg Performance All CCIs (%)	Provider Performance (%)*	Possible Points (Weight)	Provider Points Earned
<b>OPM Monitoring Reviews</b>				
Annual Comprehensive Reviews	91%	99%	25	24.83
Safety Reviews	96%	99%	15	14.86
<b>Monitoring Sub-Total</b>			<b>40</b>	<b>39.69</b>
<b>CCI Safety Outcomes</b>				
Incidence of Maltreatment	0.10%	No Substantiated Reports	10	10.00
Staff Training	70%	100%	4	4.00
<b>Safety Sub-Total</b>			<b>14</b>	<b>14.00</b>
<b>CCI Permanency Outcomes</b>				
Placement Stability	94%	89%	20	17.80
Sibling Contacts	8%	None Planned		
<b>Permanency Sub-Total</b>			<b>20</b>	<b>17.80</b>
<b>CCI Well-Being Outcomes</b>				
EPSDT Medical Visits	91%	83%	4	3.32
EPSDT Dental Visits	88%	100%	4	4.00
Academic Supports	83%	94%	4	3.76
Provider ECEM Visits	81%	84%	7	5.88
Provider General Contacts	77%	79%	7	5.53
<b>Well-Being Sub-Total</b>			<b>26</b>	<b>22.49</b>
*Performance calculation descriptions can be found in the FY 2016 RBWO PBP Measurements and Standards Guide.				

<b>Monitoring &amp; Outcomes: Possible Points = 100</b>	<b>Points Earned = 93.98</b>
<b>Score Before Incentives Credit</b>	<b>93.98%</b>
<b>Incentives Awarded</b>	<b>10.00 pts</b>
<b>PBP Verification</b>	<b>N/A pts</b>
<b>Total Score</b>	<b>103.98%</b>

**Provider/Program Name: Georgia Baptist Children's Home & Family Ministries - Alice's House (663) - CCI**



**DHS, DFCS, Office of Provider Management**  
**Performance-Based Placement Measures**  
**RBWO Provider GA+SCORECARD - CCI**



**Report Quarter: Q2 FY2016**

Program Census Information:		# Children in Care During Quarter: 9	# Placements During Quarter: 9	# Children in Care On Last Day: 8
CCI Incentive Credits	Avg Performance All CCIs (Points)	Provider Performance (%)*	Possible Points (Weight)	Provider Points Earned
Early EPSDT Medical Visits		75%	2	1.50
Early EPSDT Dental Visits		100%	2	2.00
Permanency Contacts		0%	5	0.00
Additional Academic Supports		33%	2	0.66
Active Agency Accreditation		50%	4	2.00
Staff Clinical Licensure		0%	5	0.00
Behavior Management (threshold = 0)		100%	4	4.00
<b>Incentives Total</b>	<b>7.95</b>		<b>24</b>	<b>10.16</b>
Maximum total combined incentive credit allowed is 10 points.			<b>Incentives Awarded</b>	<b>10.00</b>

\*Performance calculation descriptions can be found in the FY 2016 RBWO PBP Measurements and Standards Guide.

Child Protective Services Investigations and Dispositions		
The following investigations data, which is not used for scoring but is considered significant to a provider's performance, is from Georgia SHINES and is not considered final or complete until the end of the fiscal year.		
Total Reports:	0	
Number Screened In:	0	
Number Screened Out:	0	
Number Substantiated:	0	
Number Unsubstantiated:	0	
Number Active CPS Investigations:	0	



**DHS, DFCS, Office of Provider Management**  
**Performance-Based Placement Measures**  
**RBWO Provider GA+SCORECARD - CCI**



**Report Quarter: Q2 FY2016**

**Provider/Program Name: Georgia Baptist Children's Home & Family Ministries - Angel's House (657) - CCI**

**1401 Holbrook Rd., Newnan, GA 30263-7712**

**Phone: 770.251.7050**

**Vendor ID# 35367**

**Quarterly Scores (Grades)**

**Current Quarter Score (Grade)**

**Q1: 109.83 (A+)**

**Q2: 110.00 (A+)**

**110.00%**

**Q3: 110.00 (A+)**

**Q4: 110.00 (A+)**

**(A+)**

**Program Census Information:**

**# Children in Care During Quarter: 12**

**# Placements During Quarter: 12**

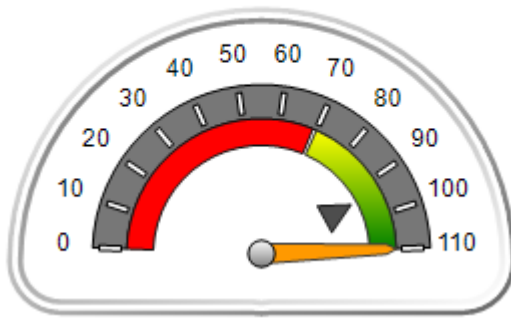
**# Children in Care On Last Day: 9**

**Quarterly Provider Comparisons to All CCIs**

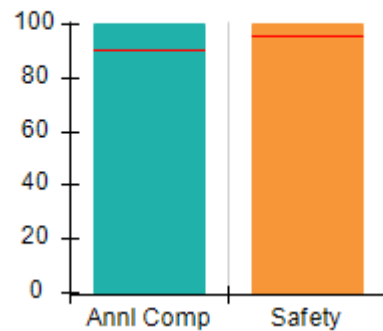
■■■■■■■■ indicates MalTx Threshold

▼ ————— indicates average for all CCIs

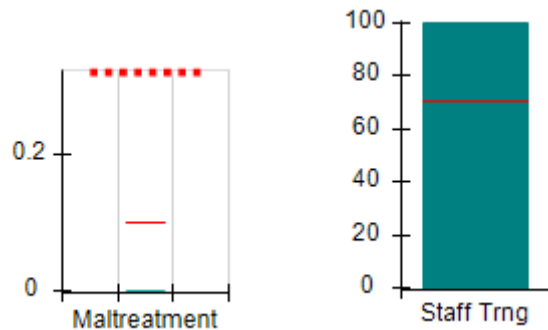
**Overall Score (%)**



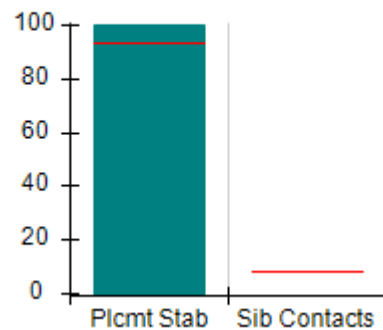
**OPM Monitoring Reviews (%)**



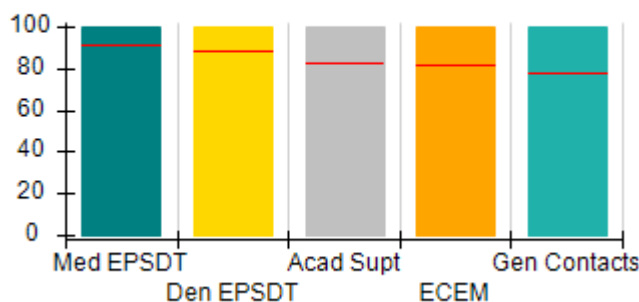
**Safety Outcomes (%)**



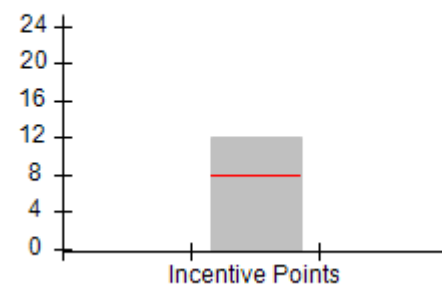
**Permanency Outcomes (%)**



**Well-Being Outcomes (%)**



**Incentives Earned (Points)**





**DHS, DFCS, Office of Provider Management**  
**Performance-Based Placement Measures**  
**RBWO Provider GA+SCORECARD - CCI**



**Report Quarter: Q2 FY2016**

**Provider/Program Name: Georgia Baptist Children's Home & Family Ministries - Angel's House (657) - CCI**

<b>1401 Holbrook Rd., Newnan, GA 30263-7712</b>  <b>Phone: 770.251.7050</b>  <b>Vendor ID# 35367</b>	<b>Quarterly Scores (Grades)</b>		<b>Current Quarter Score (Grade)</b>
	<b>Q1: 109.83 (A+)</b>	<b>Q2: 110.00 (A+)</b>	<b>110.00%</b>
	<b>Q3: 110.00 (A+)</b>	<b>Q4: 110.00 (A+)</b>	<b>(A+)</b>

<b>Program Census Information:</b>	<b># Children in Care During Quarter: 12</b>	<b># Placements During Quarter: 12</b>	<b># Children in Care On Last Day: 9</b>
------------------------------------	--	--	--

	<b>Avg Performance All CCIs (%)</b>	<b>Provider Performance (%)*</b>	<b>Possible Points (Weight)</b>	<b>Provider Points Earned</b>
--	-------------------------------------	----------------------------------	---------------------------------	-------------------------------

**OPM Monitoring Reviews**

Annual Comprehensive Reviews	91%	100%	25	25.00
Safety Reviews	96%	100%	15	15.00
<b>Monitoring Sub-Total</b>			<b>40</b>	<b>40.00</b>

**CCI Safety Outcomes**

Incidence of Maltreatment	0.10%	No Substantiated Reports	10	10.00
Staff Training	70%	100%	4	4.00
<b>Safety Sub-Total</b>			<b>14</b>	<b>14.00</b>

**CCI Permanency Outcomes**

Placement Stability	94%	100%	20	20.00
Sibling Contacts	8%	None Planned		
<b>Permanency Sub-Total</b>			<b>20</b>	<b>20.00</b>

**CCI Well-Being Outcomes**

EPSDT Medical Visits	91%	100%	4	4.00
EPSDT Dental Visits	88%	100%	4	4.00
Academic Supports	83%	100%	4	4.00
Provider ECEM Visits	81%	100%	7	7.00
Provider General Contacts	77%	100%	7	7.00
<b>Well-Being Sub-Total</b>			<b>26</b>	<b>26.00</b>

\*Performance calculation descriptions can be found in the FY 2016 RBWO PBP Measurements and Standards Guide.

<b>Monitoring &amp; Outcomes: Possible Points = 100</b>		<b>Points Earned = 100.00</b>	
<b>Score Before Incentives Credit</b>		<b>100.00%</b>	
<b>Incentives Awarded</b>		<b>10.00 pts</b>	
<b>PBP Verification</b>		<b>N/A pts</b>	
<b>Total Score</b>		<b>110.00%</b>	

**Provider/Program Name: Georgia Baptist Children's Home & Family Ministries - Angel's House (657) - CCI**



**DHS, DFCS, Office of Provider Management**  
**Performance-Based Placement Measures**  
**RBWO Provider GA+SCORECARD - CCI**



**Report Quarter: Q2 FY2016**

Program Census Information:		# Children in Care During Quarter: 12	# Placements During Quarter: 12	# Children in Care On Last Day: 9
CCI Incentive Credits	Avg Performance All CCIs (Points)	Provider Performance (%)*	Possible Points (Weight)	Provider Points Earned
Early EPSDT Medical Visits		100%	2	2.00
Early EPSDT Dental Visits		100%	2	2.00
Permanency Contacts		None Planned	5	
Additional Academic Supports		100%	2	2.00
Active Agency Accreditation		50%	4	2.00
Staff Clinical Licensure		0%	5	0.00
Behavior Management (threshold = 0)		100%	4	4.00
<b>Incentives Total</b>	<b>7.95</b>		<b>24</b>	<b>12.00</b>
Maximum total combined incentive credit allowed is 10 points.			<b>Incentives Awarded</b>	<b>10.00</b>

\*Performance calculation descriptions can be found in the FY 2016 RBWO PBP Measurements and Standards Guide.

Child Protective Services Investigations and Dispositions		
The following investigations data, which is not used for scoring but is considered significant to a provider's performance, is from Georgia SHINES and is not considered final or complete until the end of the fiscal year.		
Total Reports:	0	
Number Screened In:	0	
Number Screened Out:	0	
Number Substantiated:	0	
Number Unsubstantiated:	0	
Number Active CPS Investigations:	0	





**DHS, DFCS, Office of Provider Management**  
**Performance-Based Placement Measures**  
**RBWO Provider GA+SCORECARD - CCI**



**Report Quarter: Q2 FY2016**

**Provider/Program Name: Georgia Baptist Children's Home & Family Ministries - Baxley Campus (664) - CCI**

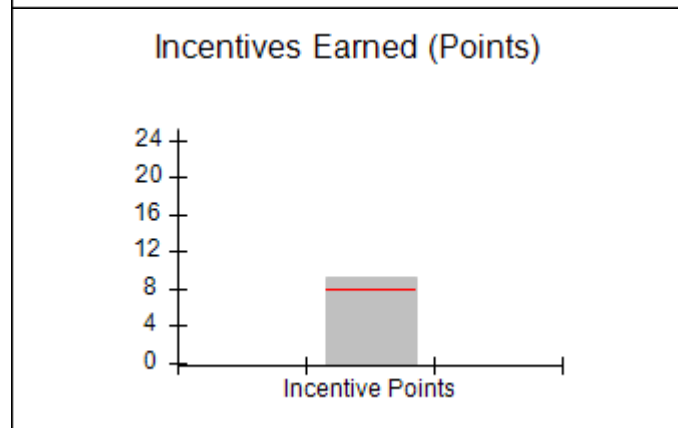
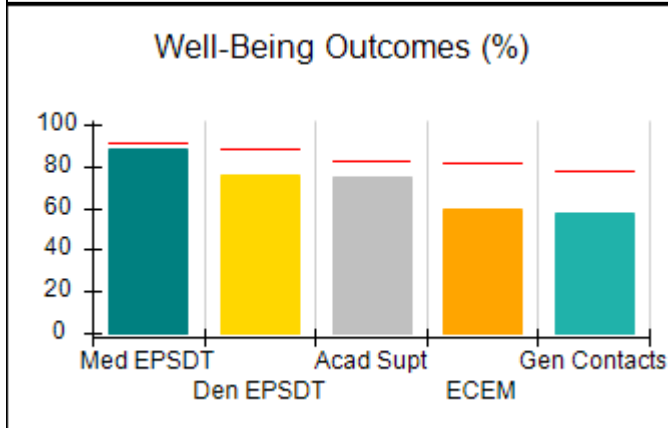
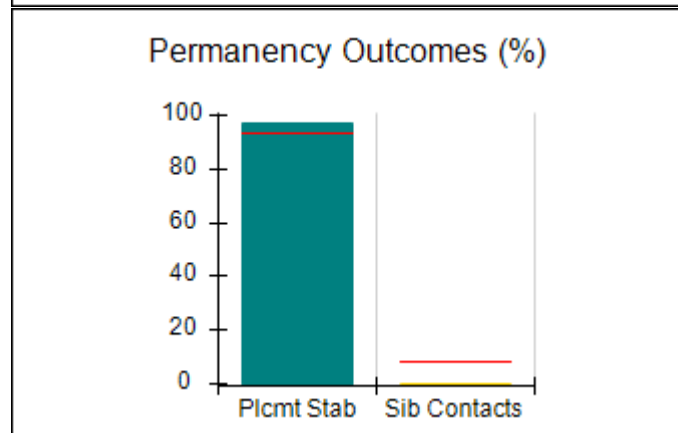
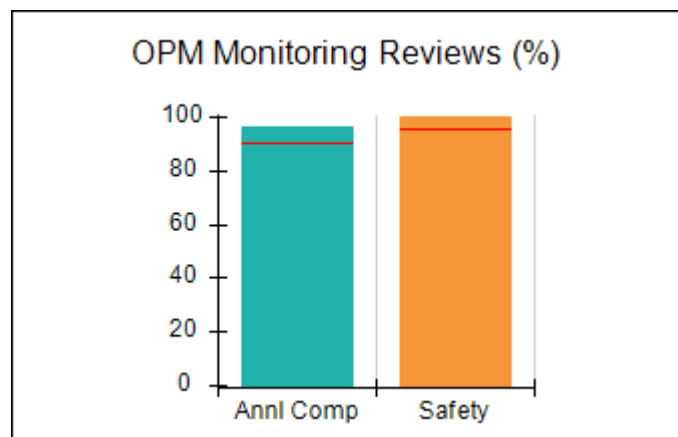
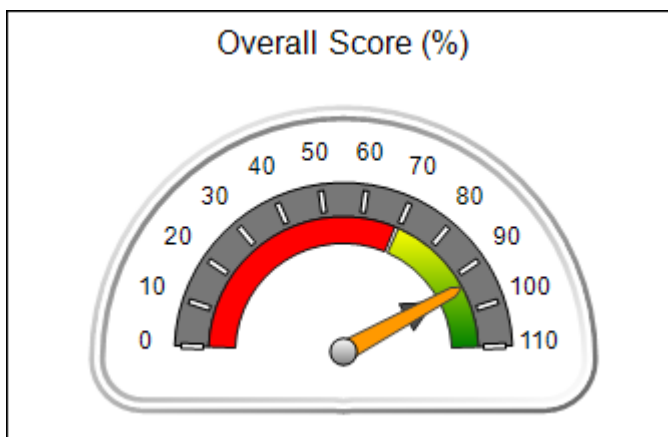
<b>9420 Blackshear Hwy., Baxley, GA 31513</b>  <b>Phone: 912-367-6691</b>  <b>Vendor ID# 35359</b>	Quarterly Scores (Grades)		Current Quarter Score (Grade)
	Q1: 98.57 (A+)	Q2: 93.43 (A-)	<b>93.43%</b>
	Q3: 96.50 (A)	Q4: 95.59 (A)	<b>(A-)</b>

Program Census Information:	# Children in Care During Quarter: 33	# Placements During Quarter: 33	# Children in Care On Last Day: 22
-----------------------------	---------------------------------------	---------------------------------	------------------------------------

**Quarterly Provider Comparisons to All CCIs**

■■■■■■■■ indicates MalTx Threshold

▼ ————— indicates average for all CCIs





**DHS, DFCS, Office of Provider Management**  
**Performance-Based Placement Measures**  
**RBWO Provider GA+SCORECARD - CCI**



**Report Quarter: Q2 FY2016**

<b>Provider/Program Name: Georgia Baptist Children's Home &amp; Family Ministries - Baxley Campus (664) - CCI</b>				
<b>9420 Blackshear Hwy., Baxley, GA 31513</b>		<b>Quarterly Scores (Grades)</b>		<b>Current Quarter Score (Grade)</b>
<b>Phone: 912-367-6691</b>		<b>Q1: 98.57 (A+)</b>	<b>Q2: 93.43 (A-)</b>	<b>93.43%</b>
<b>Vendor ID# 35359</b>		<b>Q3: 96.50 (A)</b>	<b>Q4: 95.59 (A)</b>	<b>(A-)</b>
Program Census Information:		# Children in Care During Quarter: 33	# Placements During Quarter: 33	# Children in Care On Last Day: 22
	<b>Avg Performance All CCIs (%)</b>	<b>Provider Performance (%)*</b>	<b>Possible Points (Weight)</b>	<b>Provider Points Earned</b>
<b>OPM Monitoring Reviews</b>				
Annual Comprehensive Reviews	91%	96%	25	24.08
Safety Reviews	96%	100%	15	15.00
<b>Monitoring Sub-Total</b>			<b>40</b>	<b>39.08</b>
<b>CCI Safety Outcomes</b>				
Incidence of Maltreatment	0.10%	No Substantiated Reports	10	10.00
Staff Training	70%	67%	4	2.68
<b>Safety Sub-Total</b>			<b>14</b>	<b>12.68</b>
<b>CCI Permanency Outcomes</b>				
Placement Stability	94%	97%	15	14.55
Sibling Contacts	8%	0%	5	0.00
<b>Permanency Sub-Total</b>			<b>20</b>	<b>14.55</b>
<b>CCI Well-Being Outcomes</b>				
EPSDT Medical Visits	91%	88%	4	3.52
EPSDT Dental Visits	88%	76%	4	3.04
Academic Supports	83%	75%	4	3.00
Provider ECEM Visits	81%	60%	7	4.20
Provider General Contacts	77%	58%	7	4.06
<b>Well-Being Sub-Total</b>			<b>26</b>	<b>17.82</b>
*Performance calculation descriptions can be found in the FY 2016 RBWO PBP Measurements and Standards Guide.				

<b>Monitoring &amp; Outcomes: Possible Points = 100</b>		<b>Points Earned = 84.13</b>	
<b>Score Before Incentives Credit</b>			<b>84.13%</b>
<b>Incentives Awarded</b>			<b>9.30 pts</b>
<b>PBP Verification</b>			<b>N/A pts</b>
<b>Total Score</b>			<b>93.43%</b>

**Provider/Program Name: Georgia Baptist Children's Home & Family Ministries - Baxley Campus (664) - CCI**



**DHS, DFCS, Office of Provider Management**  
**Performance-Based Placement Measures**  
**RBWO Provider GA+SCORECARD - CCI**



**Report Quarter: Q2 FY2016**

Program Census Information:		# Children in Care During Quarter: 33	# Placements During Quarter: 33	# Children in Care On Last Day: 22
CCI Incentive Credits	Avg Performance All CCIs (Points)	Provider Performance (%)*	Possible Points (Weight)	Provider Points Earned
Early EPSDT Medical Visits		57%	2	1.14
Early EPSDT Dental Visits		45%	2	0.90
Permanency Contacts		0%	5	0.00
Additional Academic Supports		63%	2	1.26
Active Agency Accreditation		50%	4	2.00
Staff Clinical Licensure		0%	5	0.00
Behavior Management (threshold = 0)		100%	4	4.00
<b>Incentives Total</b>	<b>7.95</b>		<b>24</b>	<b>9.30</b>
Maximum total combined incentive credit allowed is 10 points.			<b>Incentives Awarded</b>	<b>9.30</b>

\*Performance calculation descriptions can be found in the FY 2016 RBWO PBP Measurements and Standards Guide.

Child Protective Services Investigations and Dispositions		
The following investigations data, which is not used for scoring but is considered significant to a provider's performance, is from Georgia SHINES and is not considered final or complete until the end of the fiscal year.		
Total Reports:	1	
Number Screened In:	0	
Number Screened Out:	1	
Number Substantiated:	0	
Number Unsubstantiated:	0	
Number Active CPS Investigations:	0	



**DHS, DFCS, Office of Provider Management**  
**Performance-Based Placement Measures**  
**RBWO Provider GA+SCORECARD - CCI**

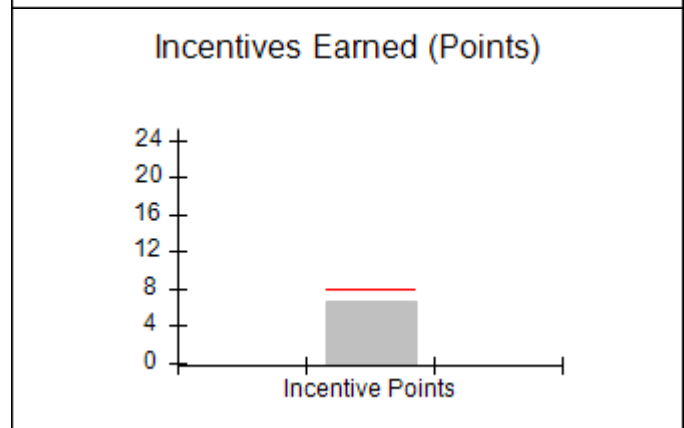
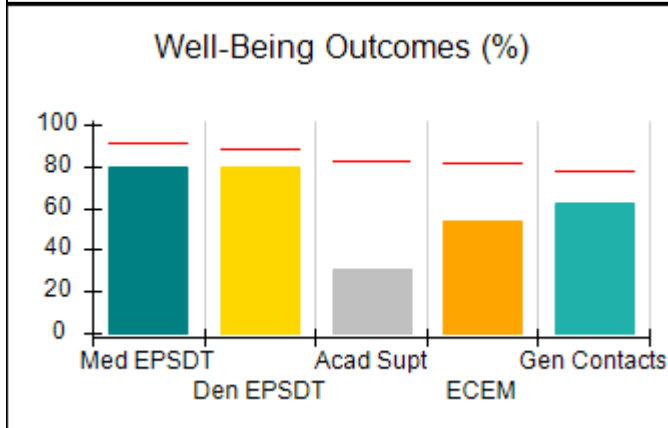
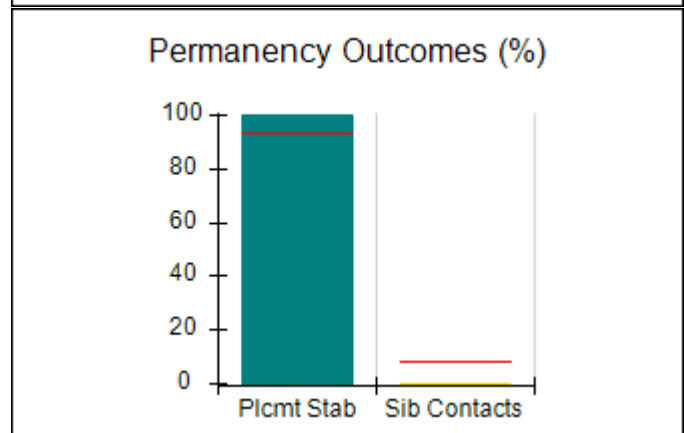
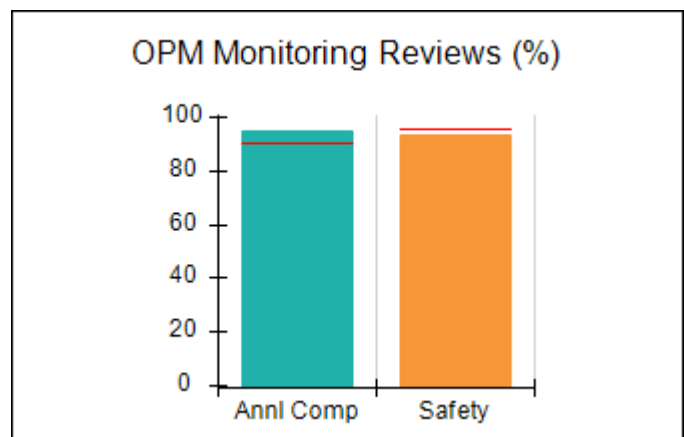
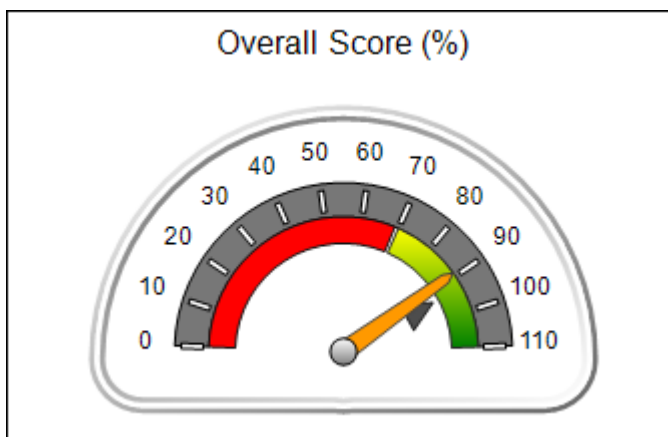


**Report Quarter: Q2 FY2016**

Provider/Program Name: Georgia Baptist Children's Home & Family Ministries - dba Good Shepherd The (685) - CCI			
390 Bar Rest Ranch Road, Warm Springs, GA 31830  Phone: 706-655-2354  Vendor ID# 35364	Quarterly Scores (Grades)		Current Quarter Score (Grade)
	Q1: 106.46 (A+)	Q2: 89.06 (B+)	89.06%  (B+)
	Q3: 97.37 (A+)	Q4: 93.18 (A-)	
Program Census Information:	# Children in Care During Quarter: 5	# Placements During Quarter: 5	# Children in Care On Last Day: 4
Quarterly Provider Comparisons to All CCIs			

■■■■■■■■ indicates MalTx Threshold

▼ ————— indicates average for all CCIs





**DHS, DFCS, Office of Provider Management**  
**Performance-Based Placement Measures**  
**RBWO Provider GA+SCORECARD - CCI**



**Report Quarter: Q2 FY2016**

<b>Provider/Program Name: Georgia Baptist Children's Home &amp; Family Ministries - dba Good Shepherd The (685) - CCI</b>				
<b>390 Bar Rest Ranch Road, Warm Springs, GA 31830</b>		<b>Quarterly Scores (Grades)</b>		<b>Current Quarter Score (Grade)</b>
<b>Phone: 706-655-2354</b>		<b>Q1: 106.46 (A+)</b>	<b>Q2: 89.06 (B+)</b>	<b>89.06%</b>
<b>Vendor ID# 35364</b>		<b>Q3: 97.37 (A+)</b>	<b>Q4: 93.18 (A-)</b>	<b>(B+)</b>
<b>Program Census Information:</b>		# Children in Care During Quarter: 5	# Placements During Quarter: 5	# Children in Care On Last Day: 4
	<b>Avg Performance All CCIs (%)</b>	<b>Provider Performance (%)*</b>	<b>Possible Points (Weight)</b>	<b>Provider Points Earned</b>
<b>OPM Monitoring Reviews</b>				
Annual Comprehensive Reviews	91%	95%	25	23.67
Safety Reviews	96%	93%	15	14.02
<b>Monitoring Sub-Total</b>			<b>40</b>	<b>37.68</b>
<b>CCI Safety Outcomes</b>				
Incidence of Maltreatment	0.10%	No Substantiated Reports	10	10.00
Staff Training	70%	100%	4	4.00
<b>Safety Sub-Total</b>			<b>14</b>	<b>14.00</b>
<b>CCI Permanency Outcomes</b>				
Placement Stability	94%	100%	15	15.00
Sibling Contacts	8%	0%	5	0.00
<b>Permanency Sub-Total</b>			<b>20</b>	<b>15.00</b>
<b>CCI Well-Being Outcomes</b>				
EPSDT Medical Visits	91%	80%	4	3.20
EPSDT Dental Visits	88%	80%	4	3.20
Academic Supports	83%	31%	4	1.24
Provider ECEM Visits	81%	54%	7	3.78
Provider General Contacts	77%	62%	7	4.34
<b>Well-Being Sub-Total</b>			<b>26</b>	<b>15.76</b>
*Performance calculation descriptions can be found in the FY 2016 RBWO PBP Measurements and Standards Guide.				

<b>Monitoring &amp; Outcomes: Possible Points = 100</b>		<b>Points Earned = 82.44</b>	
<b>Score Before Incentives Credit</b>			<b>82.44%</b>
<b>Incentives Awarded</b>			<b>6.62 pts</b>
<b>PBP Verification</b>			<b>N/A pts</b>
<b>Total Score</b>			<b>89.06%</b>

**Provider/Program Name: Georgia Baptist Children's Home & Family Ministries - dba Good Shepherd The (685) - CCI**



**DHS, DFCS, Office of Provider Management**  
**Performance-Based Placement Measures**  
**RBWO Provider GA+SCORECARD - CCI**



**Report Quarter: Q2 FY2016**

Program Census Information:		# Children in Care During Quarter: 5	# Placements During Quarter: 5	# Children in Care On Last Day: 4
CCI Incentive Credits	Avg Performance All CCIs (Points)	Provider Performance (%)*	Possible Points (Weight)	Provider Points Earned
Early EPSDT Medical Visits		0%	2	0.00
Early EPSDT Dental Visits		0%	2	0.00
Permanency Contacts		0%	5	0.00
Additional Academic Supports		31%	2	0.62
Active Agency Accreditation		50%	4	2.00
Staff Clinical Licensure		0%	5	0.00
Behavior Management (threshold = 0)		100%	4	4.00
<b>Incentives Total</b>	<b>7.95</b>		<b>24</b>	<b>6.62</b>
Maximum total combined incentive credit allowed is 10 points.			<b>Incentives Awarded</b>	<b>6.62</b>

\*Performance calculation descriptions can be found in the FY 2016 RBWO PBP Measurements and Standards Guide.

Child Protective Services Investigations and Dispositions		
The following investigations data, which is not used for scoring but is considered significant to a provider's performance, is from Georgia SHINES and is not considered final or complete until the end of the fiscal year.		
Total Reports:	0	
Number Screened In:	0	
Number Screened Out:	0	
Number Substantiated:	0	
Number Unsubstantiated:	0	
Number Active CPS Investigations:	0	



**DHS, DFCS, Office of Provider Management**  
**Performance-Based Placement Measures**  
**RBWO Provider GA+SCORECARD - CCI**



**Report Quarter: Q2 FY2016**

**Provider/Program Name: Georgia Baptist Children's Home & Family Ministries - Fayette**  
**Program: Johnson Home (660) - CCI**

115 Elsberry Ln., Brooks, GA 30205

Phone: 770-460-6652

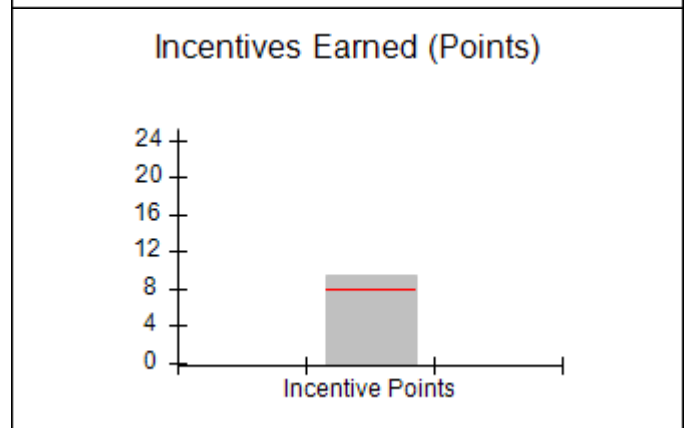
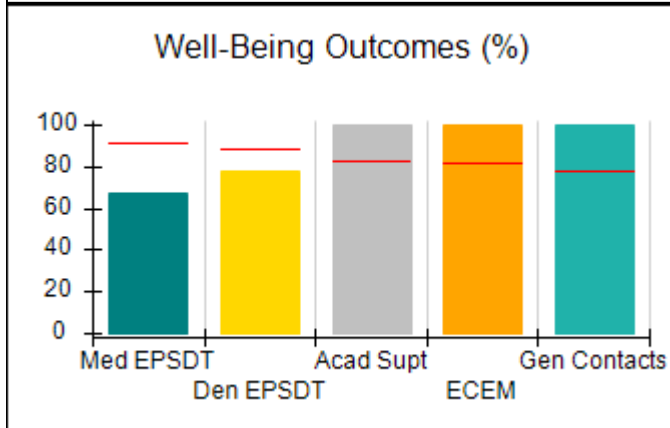
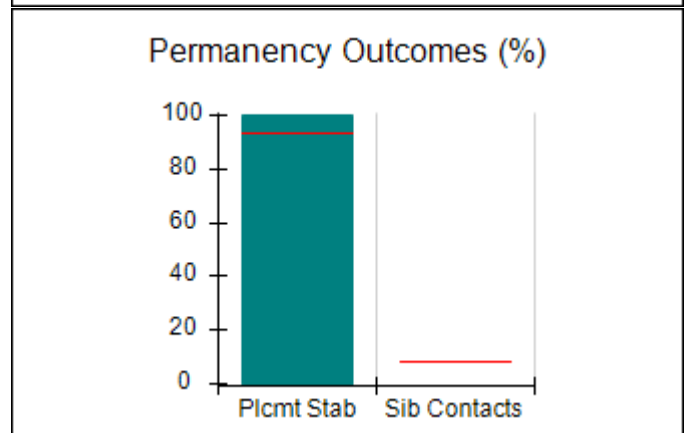
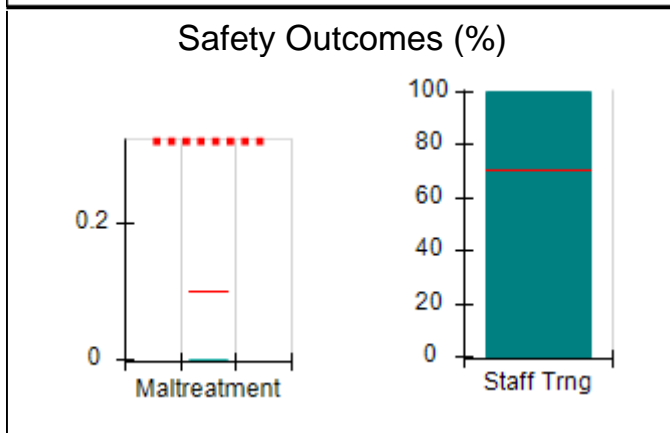
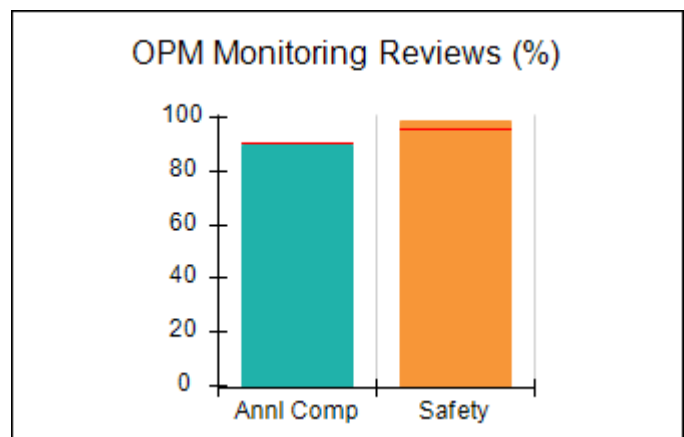
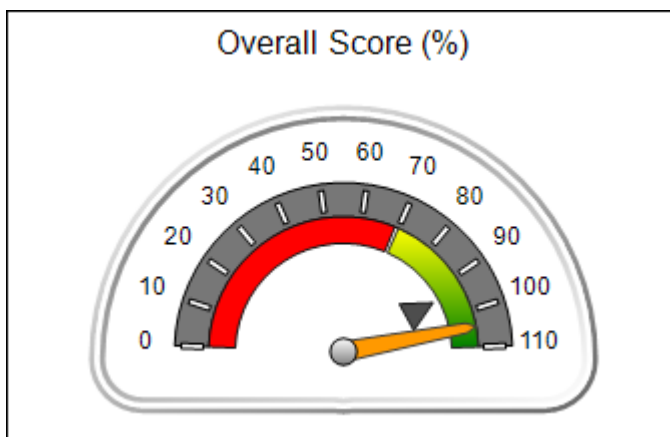
Vendor ID# 35361

Quarterly Scores (Grades)		Current Quarter Score (Grade)
Q1: 100.12 (A+)	Q2: 104.48 (A+)	<b>104.48%</b> <b>(A+)</b>
Q3: 101.38 (A+)	Q4: 99.86 (A+)	
Program Census Information:		
# Children in Care During Quarter: 10	# Placements During Quarter: 10	# Children in Care On Last Day: 9

**Quarterly Provider Comparisons to All CCIs**

■■■■■■■■ indicates MalTx Threshold

▼ ————— indicates average for all CCIs





**DHS, DFCS, Office of Provider Management**  
**Performance-Based Placement Measures**  
**RBWO Provider GA+SCORECARD - CCI**



**Report Quarter: Q2 FY2016**

**Provider/Program Name: Georgia Baptist Children's Home & Family Ministries - Fayette**  
**Program: Johnson Home (660) - CCI**

<b>115 Elsberry Ln., Brooks, GA 30205</b>  <b>Phone: 770-460-6652</b>  <b>Vendor ID# 35361</b>	<b>Quarterly Scores (Grades)</b>		<b>Current Quarter Score (Grade)</b>
	<b>Q1: 100.12 (A+)</b>	<b>Q2: 104.48 (A+)</b>	<b>104.48%</b>
	<b>Q3: 101.38 (A+)</b>	<b>Q4: 99.86 (A+)</b>	<b>(A+)</b>

<b>Program Census Information:</b>	<b># Children in Care During Quarter: 10</b>	<b># Placements During Quarter: 10</b>	<b># Children in Care On Last Day: 9</b>
------------------------------------	--	--	--

	<b>Avg Performance All CCIs (%)</b>	<b>Provider Performance (%)*</b>	<b>Possible Points (Weight)</b>	<b>Provider Points Earned</b>
--	-------------------------------------	----------------------------------	---------------------------------	-------------------------------

**OPM Monitoring Reviews**

Annual Comprehensive Reviews	91%	90%	25	22.42
Safety Reviews	96%	99%	15	14.82
<b>Monitoring Sub-Total</b>			<b>40</b>	<b>37.24</b>

**CCI Safety Outcomes**

Incidence of Maltreatment	0.10%	No Substantiated Reports	10	10.00
Staff Training	70%	100%	4	4.00
<b>Safety Sub-Total</b>			<b>14</b>	<b>14.00</b>

**CCI Permanency Outcomes**

Placement Stability	94%	100%	20	20.00
Sibling Contacts	8%	None Planned		
<b>Permanency Sub-Total</b>			<b>20</b>	<b>20.00</b>

**CCI Well-Being Outcomes**

EPSDT Medical Visits	91%	67%	4	2.68
EPSDT Dental Visits	88%	78%	4	3.12
Academic Supports	83%	100%	4	4.00
Provider ECEM Visits	81%	100%	7	7.00
Provider General Contacts	77%	100%	7	7.00
<b>Well-Being Sub-Total</b>			<b>26</b>	<b>23.80</b>

\*Performance calculation descriptions can be found in the FY 2016 RBWO PBP Measurements and Standards Guide.

<b>Monitoring &amp; Outcomes: Possible Points = 100</b>		<b>Points Earned = 95.04</b>	
<b>Score Before Incentives Credit</b>		<b>95.04%</b>	
<b>Incentives Awarded</b>		<b>9.44 pts</b>	
<b>PBP Verification</b>		<b>N/A pts</b>	
<b>Total Score</b>		<b>104.48%</b>	

**Provider/Program Name: Georgia Baptist Children's Home & Family Ministries - Fayette**  
**Program: Johnson Home (660) - CCI**





**DHS, DFCS, Office of Provider Management**  
**Performance-Based Placement Measures**  
**RBWO Provider GA+SCORECARD - CCI**



**Report Quarter: Q2 FY2016**

Program Census Information:		# Children in Care During Quarter: 10	# Placements During Quarter: 10	# Children in Care On Last Day: 9
CCI Incentive Credits	Avg Performance All CCIs (Points)	Provider Performance (%)*	Possible Points (Weight)	Provider Points Earned
Early EPSDT Medical Visits		40%	2	0.80
Early EPSDT Dental Visits		40%	2	0.80
Permanency Contacts		None Planned	5	
Additional Academic Supports		92%	2	1.84
Active Agency Accreditation		50%	4	2.00
Staff Clinical Licensure		0%	5	0.00
Behavior Management (threshold = 0)		100%	4	4.00
<b>Incentives Total</b>	<b>7.95</b>		<b>24</b>	<b>9.44</b>
Maximum total combined incentive credit allowed is 10 points.			<b>Incentives Awarded</b>	<b>9.44</b>

\*Performance calculation descriptions can be found in the FY 2016 RBWO PBP Measurements and Standards Guide.

### Child Protective Services Investigations and Dispositions

The following investigations data, which is not used for scoring but is considered significant to a provider's performance, is from Georgia SHINES and is not considered final or complete until the end of the fiscal year.

Total Reports:	9
Number Screened In:	9
Number Screened Out:	0
Number Substantiated:	0
Number Unsubstantiated:	0
Number Active CPS Investigations:	9



**DHS, DFCS, Office of Provider Management**  
**Performance-Based Placement Measures**  
**RBWO Provider GA+SCORECARD - CCI**



**Report Quarter: Q2 FY2016**

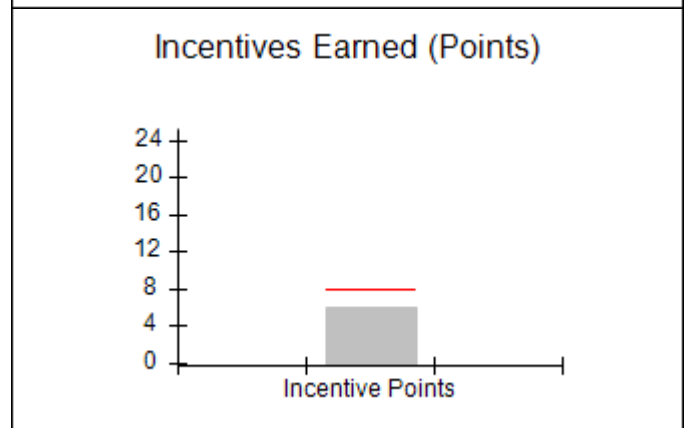
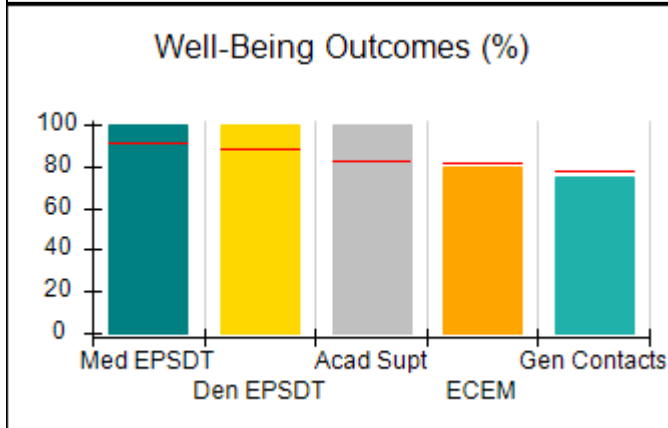
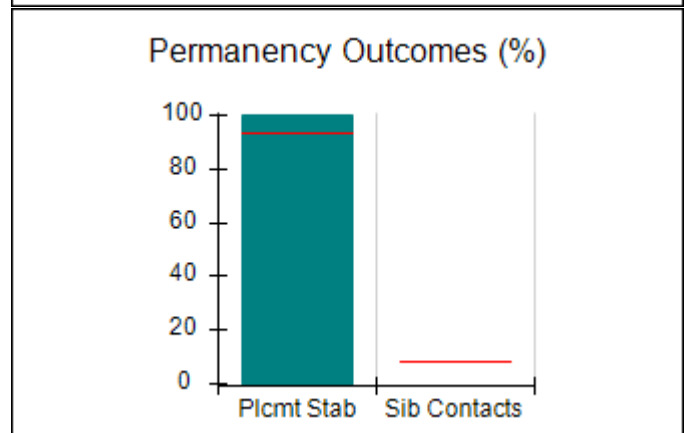
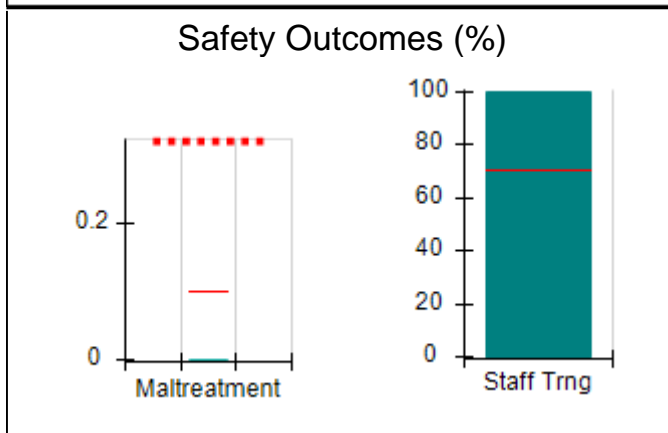
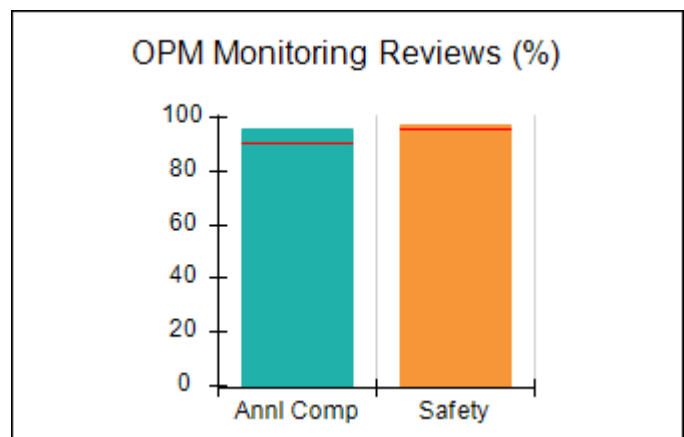
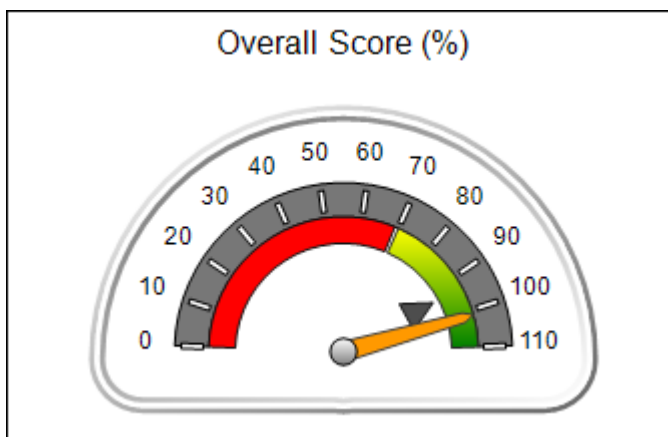
**Provider/Program Name: Georgia Baptist Children's Home & Family Ministries - Maternity Home (662) - CCI**

<b>9250 Hutcheson Ferry Rd., Palmetto, GA 30268</b>  <b>Phone: 770-463-3344</b>  <b>Vendor ID# 35369</b>	Quarterly Scores (Grades)		Current Quarter Score (Grade)
	Q1: 88.08 (B+)	Q2: 101.41 (A+)	<b>101.41%</b> <b>(A+)</b>
	Q3: 96.81 (A)	Q4: 97.14 (A+)	
Program Census Information:	# Children in Care During Quarter: 7	# Placements During Quarter: 7	# Children in Care On Last Day: 3

**Quarterly Provider Comparisons to All CCIs**

■■■■■■■■ indicates MalTx Threshold

▼ ————— indicates average for all CCIs





**DHS, DFCS, Office of Provider Management**  
**Performance-Based Placement Measures**  
**RBWO Provider GA+SCORECARD - CCI**



**Report Quarter: Q2 FY2016**

<b>Provider/Program Name: Georgia Baptist Children's Home &amp; Family Ministries - Maternity Home (662) - CCI</b>				
9250 Hutcheson Ferry Rd., Palmetto, GA 30268		Quarterly Scores (Grades)		Current Quarter Score (Grade)
Phone: 770-463-3344		Q1: 88.08 (B+)	Q2: 101.41 (A+)	<b>101.41% (A+)</b>
Vendor ID# 35369		Q3: 96.81 (A)	Q4: 97.14 (A+)	
Program Census Information:		# Children in Care During Quarter: 7	# Placements During Quarter: 7	# Children in Care On Last Day: 3
	Avg Performance All CCIs (%)	Provider Performance (%)*	Possible Points (Weight)	Provider Points Earned
<b>OPM Monitoring Reviews</b>				
Annual Comprehensive Reviews	91%	96%	25	24.00
Safety Reviews	96%	97%	15	14.57
<b>Monitoring Sub-Total</b>			<b>40</b>	<b>38.57</b>
<b>CCI Safety Outcomes</b>				
Incidence of Maltreatment	0.10%	No Substantiated Reports	10	10.00
Staff Training	70%	100%	4	4.00
<b>Safety Sub-Total</b>			<b>14</b>	<b>14.00</b>
<b>CCI Permanency Outcomes</b>				
Placement Stability	94%	100%	20	20.00
Sibling Contacts	8%	None Planned		
<b>Permanency Sub-Total</b>			<b>20</b>	<b>20.00</b>
<b>CCI Well-Being Outcomes</b>				
EPSDT Medical Visits	91%	100%	4	4.00
EPSDT Dental Visits	88%	100%	4	4.00
Academic Supports	83%	100%	4	4.00
Provider ECEM Visits	81%	80%	7	5.60
Provider General Contacts	77%	75%	7	5.25
<b>Well-Being Sub-Total</b>			<b>26</b>	<b>22.85</b>
*Performance calculation descriptions can be found in the FY 2016 RBWO PBP Measurements and Standards Guide.				

<b>Monitoring &amp; Outcomes: Possible Points = 100</b>	<b>Points Earned = 95.41</b>
<b>Score Before Incentives Credit</b>	<b>95.41%</b>
<b>Incentives Awarded</b>	<b>6.00 pts</b>
<b>PBP Verification</b>	<b>N/A pts</b>
<b>Total Score</b>	<b>101.41%</b>

**Provider/Program Name: Georgia Baptist Children's Home & Family Ministries - Maternity Home (662) - CCI**



**DHS, DFCS, Office of Provider Management**  
**Performance-Based Placement Measures**  
**RBWO Provider GA+SCORECARD - CCI**



**Report Quarter: Q2 FY2016**

Program Census Information:		# Children in Care During Quarter: 7	# Placements During Quarter: 7	# Children in Care On Last Day: 3
CCI Incentive Credits	Avg Performance All CCIs (Points)	Provider Performance (%)*	Possible Points (Weight)	Provider Points Earned
Early EPSDT Medical Visits		Not Eligible	2	
Early EPSDT Dental Visits		Not Eligible	2	
Permanency Contacts		None Planned	5	
Additional Academic Supports		0%	2	0.00
Active Agency Accreditation		50%	4	2.00
Staff Clinical Licensure		0%	5	0.00
Behavior Management (threshold = 0)		100%	4	4.00
<b>Incentives Total</b>	<b>7.95</b>		<b>24</b>	<b>6.00</b>
Maximum total combined incentive credit allowed is 10 points.			<b>Incentives Awarded</b>	<b>6.00</b>

\*Performance calculation descriptions can be found in the FY 2016 RBWO PBP Measurements and Standards Guide.

### Child Protective Services Investigations and Dispositions

The following investigations data, which is not used for scoring but is considered significant to a provider's performance, is from Georgia SHINES and is not considered final or complete until the end of the fiscal year.

Total Reports:	0
Number Screened In:	0
Number Screened Out:	0
Number Substantiated:	0
Number Unsubstantiated:	0
Number Active CPS Investigations:	0



**DHS, DFCS, Office of Provider Management**  
**Performance-Based Placement Measures**  
**RBWO Provider GA+SCORECARD - CCI**



**Report Quarter: Q2 FY2016**

**Provider/Program Name: Georgia Baptist Children's Home & Family Ministries - Meansville Campus (666) - CCI**

**1508 Hwy. 19 S., Meansville, GA 30256**

**Phone: 770-567-8987**

**Vendor ID# 35370**

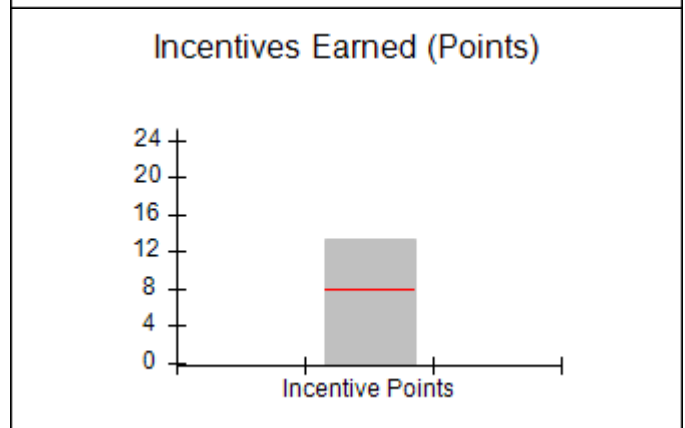
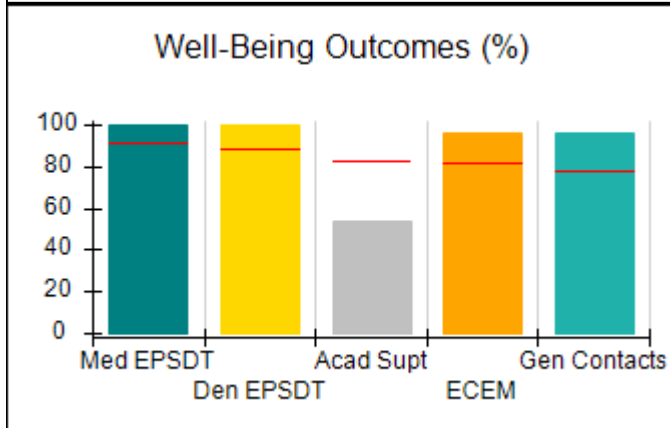
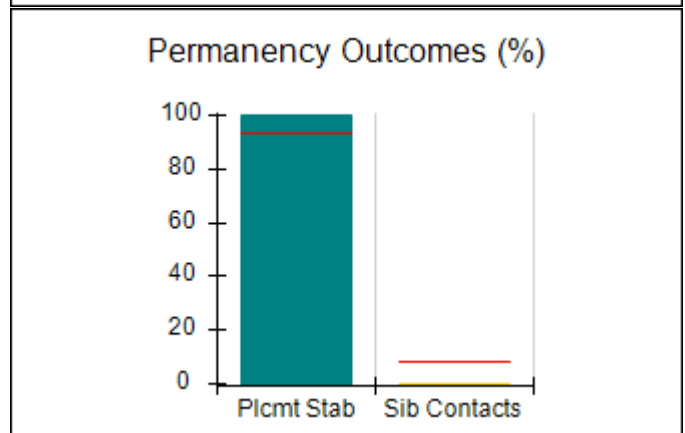
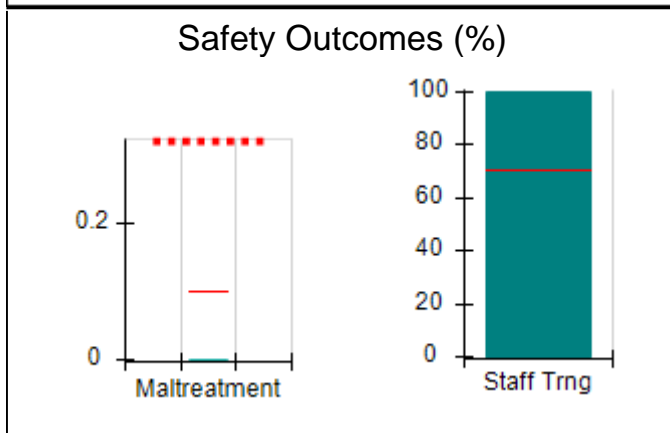
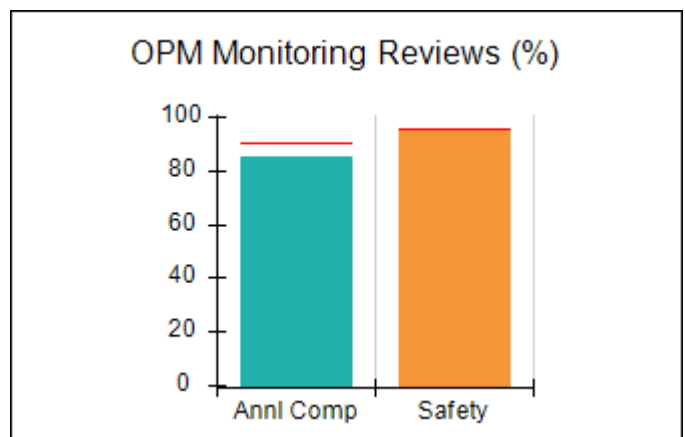
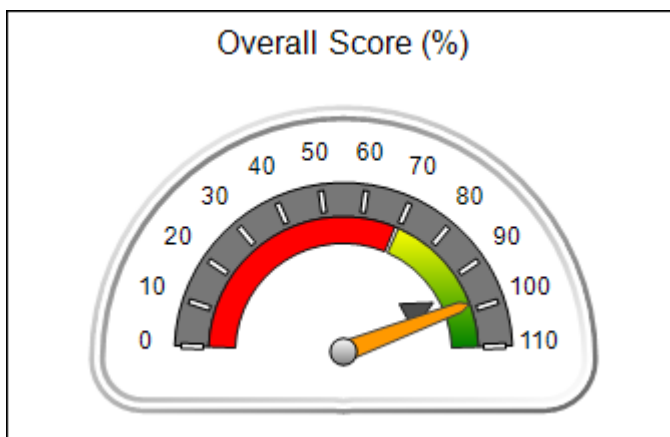
Quarterly Scores (Grades)		Current Quarter Score (Grade)
Q1: 95.21 (A)	Q2: 98.25 (A+)	<b>98.25% (A+)</b>
Q3: 98.05 (A+)	Q4: 98.66 (A+)	

Program Census Information:	# Children in Care During Quarter: 11	# Placements During Quarter: 11	# Children in Care On Last Day: 10
-----------------------------	---------------------------------------	---------------------------------	------------------------------------

**Quarterly Provider Comparisons to All CCIs**

■■■■■■■■ indicates MalTx Threshold

▼ ————— indicates average for all CCIs





**DHS, DFCS, Office of Provider Management**  
**Performance-Based Placement Measures**  
**RBWO Provider GA+SCORECARD - CCI**



Report Quarter: Q2 FY2016

Provider/Program Name: Georgia Baptist Children's Home & Family Ministries - Meansville Campus (666) - CCI				
1508 Hwy. 19 S., Meansville, GA 30256		Quarterly Scores (Grades)		Current Quarter Score (Grade)
Phone: 770-567-8987		Q1: 95.21 (A)	Q2: 98.25 (A+)	98.25% (A+)
Vendor ID# 35370		Q3: 98.05 (A+)	Q4: 98.66 (A+)	
Program Census Information:		# Children in Care During Quarter: 11	# Placements During Quarter: 11	# Children in Care On Last Day: 10
	Avg Performance All CCIs (%)	Provider Performance (%)*	Possible Points (Weight)	Provider Points Earned
<b>OPM Monitoring Reviews</b>				
Annual Comprehensive Reviews	91%	85%	25	21.25
Safety Reviews	96%	96%	15	14.40
<b>Monitoring Sub-Total</b>			<b>40</b>	<b>35.65</b>
<b>CCI Safety Outcomes</b>				
Incidence of Maltreatment	0.10%	No Substantiated Reports	10	10.00
Staff Training	70%	100%	4	4.00
<b>Safety Sub-Total</b>			<b>14</b>	<b>14.00</b>
<b>CCI Permanency Outcomes</b>				
Placement Stability	94%	100%	15	15.00
Sibling Contacts	8%	0%	5	0.00
<b>Permanency Sub-Total</b>			<b>20</b>	<b>15.00</b>
<b>CCI Well-Being Outcomes</b>				
EPSDT Medical Visits	91%	100%	4	4.00
EPSDT Dental Visits	88%	100%	4	4.00
Academic Supports	83%	54%	4	2.16
Provider ECEM Visits	81%	96%	7	6.72
Provider General Contacts	77%	96%	7	6.72
<b>Well-Being Sub-Total</b>			<b>26</b>	<b>23.60</b>
*Performance calculation descriptions can be found in the FY 2016 RBWO PBP Measurements and Standards Guide.				

<b>Monitoring &amp; Outcomes: Possible Points = 100</b>	<b>Points Earned = 88.25</b>
<b>Score Before Incentives Credit</b>	<b>88.25%</b>
<b>Incentives Awarded</b>	<b>10.00 pts</b>
<b>PBP Verification</b>	<b>N/A pts</b>
<b>Total Score</b>	<b>98.25%</b>

**Provider/Program Name: Georgia Baptist Children's Home & Family Ministries - Meansville Campus (666) - CCI**



**DHS, DFCS, Office of Provider Management**  
**Performance-Based Placement Measures**  
**RBWO Provider GA+SCORECARD - CCI**



**Report Quarter: Q2 FY2016**

Program Census Information:		# Children in Care During Quarter: 11	# Placements During Quarter: 11	# Children in Care On Last Day: 10
CCI Incentive Credits	Avg Performance All CCIs (Points)	Provider Performance (%)*	Possible Points (Weight)	Provider Points Earned
Early EPSDT Medical Visits		100%	2	2.00
Early EPSDT Dental Visits		100%	2	2.00
Permanency Contacts		63%	5	3.15
Additional Academic Supports		7%	2	0.14
Active Agency Accreditation		50%	4	2.00
Staff Clinical Licensure		0%	5	0.00
Behavior Management (threshold = 0)		100%	4	4.00
<b>Incentives Total</b>	<b>7.95</b>		<b>24</b>	<b>13.29</b>
Maximum total combined incentive credit allowed is 10 points.			<b>Incentives Awarded</b>	<b>10.00</b>

\*Performance calculation descriptions can be found in the FY 2016 RBWO PBP Measurements and Standards Guide.

Child Protective Services Investigations and Dispositions		
The following investigations data, which is not used for scoring but is considered significant to a provider's performance, is from Georgia SHINES and is not considered final or complete until the end of the fiscal year.		
Total Reports:	1	
Number Screened In:	0	
Number Screened Out:	1	
Number Substantiated:	0	
Number Unsubstantiated:	0	
Number Active CPS Investigations:	0	



**DHS, DFCS, Office of Provider Management**  
**Performance-Based Placement Measures**  
**RBWO Provider GA+SCORECARD - CCI**



**Report Quarter: Q2 FY2016**

**Provider/Program Name: Georgia Baptist Children's Home & Family Ministries - Palmetto Campus (864) - CCI**

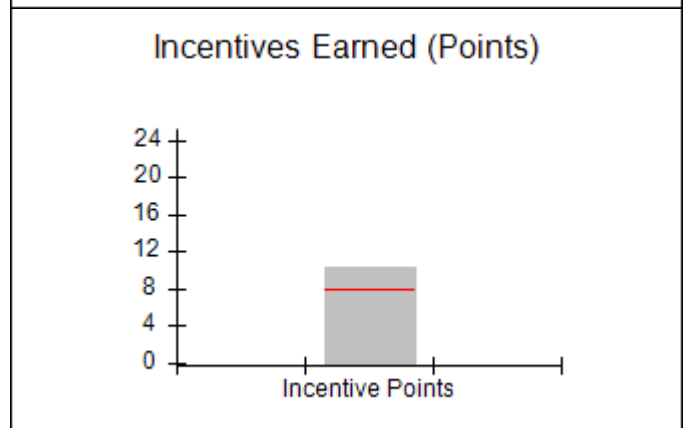
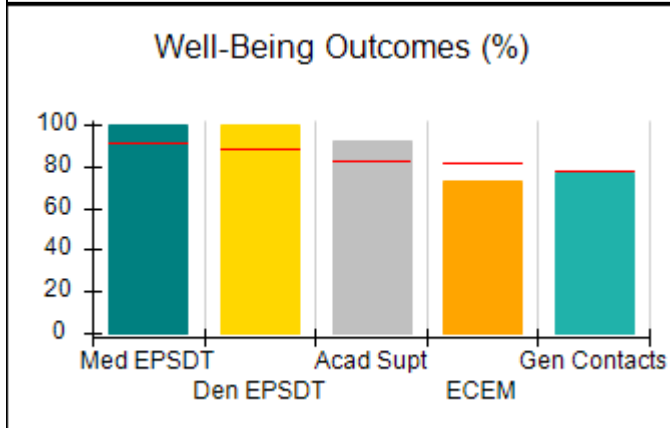
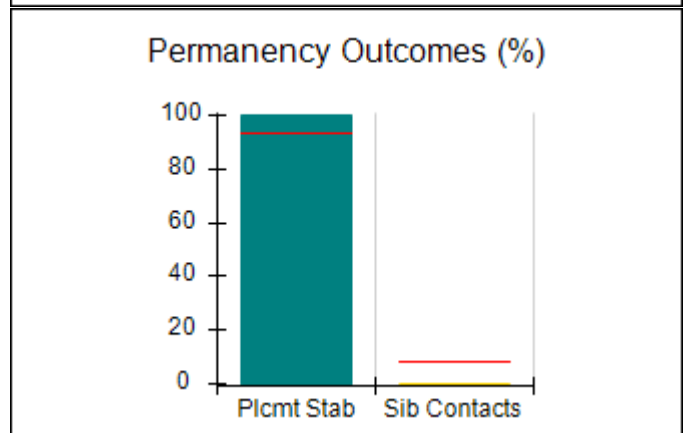
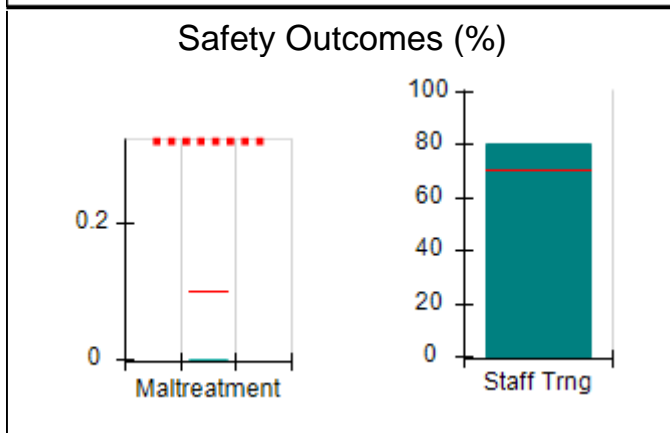
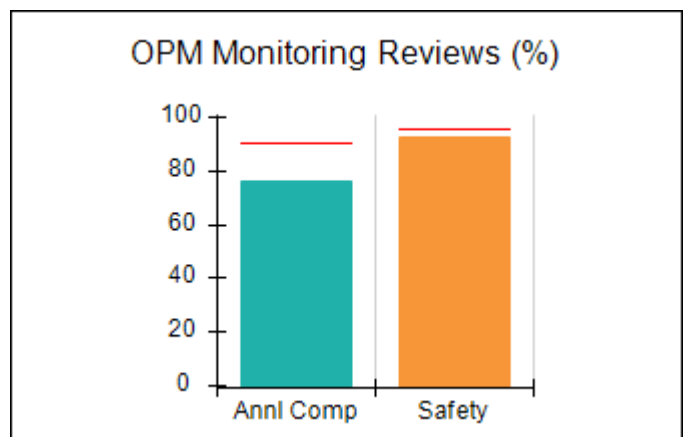
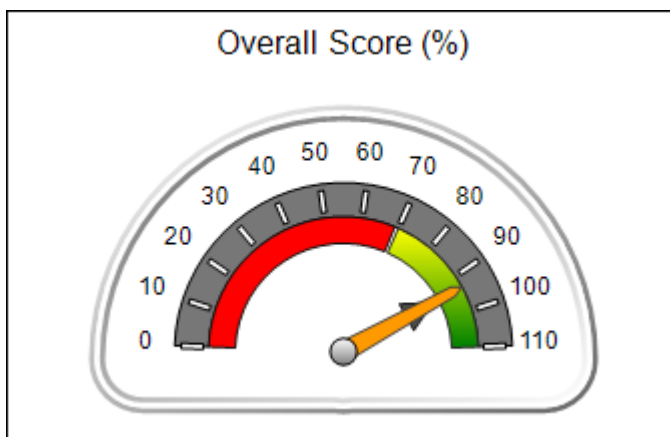
<b>9250 Hutcheson Ferry Rd., Palmetto, GA 30268</b>  <b>Phone: 770-463-3344</b>  <b>Vendor ID# 35366</b>	<b>Quarterly Scores (Grades)</b>		<b>Current Quarter Score (Grade)</b>
	<b>Q1: 94.18 (A)</b>	<b>Q2: 93.34 (A-)</b>	<b>93.34%</b>
	<b>Q3: 92.98 (A-)</b>	<b>Q4: 97.36 (A+)</b>	<b>(A-)</b>

<b>Program Census Information:</b>	<b># Children in Care During Quarter: 37</b>	<b># Placements During Quarter: 37</b>	<b># Children in Care On Last Day: 26</b>
------------------------------------	--	--	---

**Quarterly Provider Comparisons to All CCIs**

■■■■■■■■ indicates MalTx Threshold

▼ ————— indicates average for all CCIs







**DHS, DFCS, Office of Provider Management**  
**Performance-Based Placement Measures**  
**RBWO Provider GA+SCORECARD - CCI**



**Report Quarter: Q2 FY2016**

**Provider/Program Name: Georgia Baptist Children's Home & Family Ministries - Palmetto Campus (864) - CCI**

<b>9250 Hutcheson Ferry Rd., Palmetto, GA 30268</b>  <b>Phone: 770-463-3344</b>  <b>Vendor ID# 35366</b>	<b>Quarterly Scores (Grades)</b>		<b>Current Quarter Score (Grade)</b>
	<b>Q1: 94.18 (A)</b>	<b>Q2: 93.34 (A-)</b>	<b>93.34%</b>
	<b>Q3: 92.98 (A-)</b>	<b>Q4: 97.36 (A+)</b>	<b>(A-)</b>

Program Census Information:	# Children in Care During Quarter: 37	# Placements During Quarter: 37	# Children in Care On Last Day: 26
-----------------------------	---------------------------------------	---------------------------------	------------------------------------

	<b>Avg Performance All CCIs (%)</b>	<b>Provider Performance (%)*</b>	<b>Possible Points (Weight)</b>	<b>Provider Points Earned</b>
--	-------------------------------------	----------------------------------	---------------------------------	-------------------------------

**OPM Monitoring Reviews**

Annual Comprehensive Reviews	91%	76%	25	19.08
Safety Reviews	96%	93%	15	13.88
<b>Monitoring Sub-Total</b>			<b>40</b>	<b>32.96</b>

**CCI Safety Outcomes**

Incidence of Maltreatment	0.10%	No Substantiated Reports	10	10.00
Staff Training	70%	80%	4	3.20
<b>Safety Sub-Total</b>			<b>14</b>	<b>13.20</b>

**CCI Permanency Outcomes**

Placement Stability	94%	100%	15	15.00
Sibling Contacts	8%	0%	5	0.00
<b>Permanency Sub-Total</b>			<b>20</b>	<b>15.00</b>

**CCI Well-Being Outcomes**

EPSDT Medical Visits	91%	100%	4	4.00
EPSDT Dental Visits	88%	100%	4	4.00
Academic Supports	83%	92%	4	3.68
Provider ECEM Visits	81%	73%	7	5.11
Provider General Contacts	77%	77%	7	5.39
<b>Well-Being Sub-Total</b>			<b>26</b>	<b>22.18</b>

\*Performance calculation descriptions can be found in the FY 2016 RBWO PBP Measurements and Standards Guide.

<b>Monitoring &amp; Outcomes: Possible Points = 100</b>		<b>Points Earned = 83.34</b>	
<b>Score Before Incentives Credit</b>		<b>83.34%</b>	
<b>Incentives Awarded</b>		<b>10.00 pts</b>	
<b>PBP Verification</b>		<b>N/A pts</b>	
<b>Total Score</b>		<b>93.34%</b>	

**Provider/Program Name: Georgia Baptist Children's Home & Family Ministries - Palmetto Campus (864) - CCI**



**DHS, DFCS, Office of Provider Management**  
**Performance-Based Placement Measures**  
**RBWO Provider GA+SCORECARD - CCI**



**Report Quarter: Q2 FY2016**

Program Census Information:		# Children in Care During Quarter: 37	# Placements During Quarter: 37	# Children in Care On Last Day: 26
CCI Incentive Credits	Avg Performance All CCIs (Points)	Provider Performance (%)*	Possible Points (Weight)	Provider Points Earned
Early EPSDT Medical Visits		89%	2	1.78
Early EPSDT Dental Visits		100%	2	2.00
Permanency Contacts		0%	5	0.00
Additional Academic Supports		0%	2	0.00
Active Agency Accreditation		50%	4	2.00
Staff Clinical Licensure		10%	5	0.50
Behavior Management (threshold = 0)		100%	4	4.00
<b>Incentives Total</b>	<b>7.95</b>		<b>24</b>	<b>10.28</b>
Maximum total combined incentive credit allowed is 10 points.			<b>Incentives Awarded</b>	<b>10.00</b>

\*Performance calculation descriptions can be found in the FY 2016 RBWO PBP Measurements and Standards Guide.

Child Protective Services Investigations and Dispositions		
The following investigations data, which is not used for scoring but is considered significant to a provider's performance, is from Georgia SHINES and is not considered final or complete until the end of the fiscal year.		
Total Reports:	1	
Number Screened In:	1	
Number Screened Out:	0	
Number Substantiated:	0	
Number Unsubstantiated:	0	
Number Active CPS Investigations:	1	



**DHS, DFCS, Office of Provider Management**  
**Performance-Based Placement Measures**  
**RBWO Provider GA+SCORECARD - CCI**



**Report Quarter: Q2 FY2016**

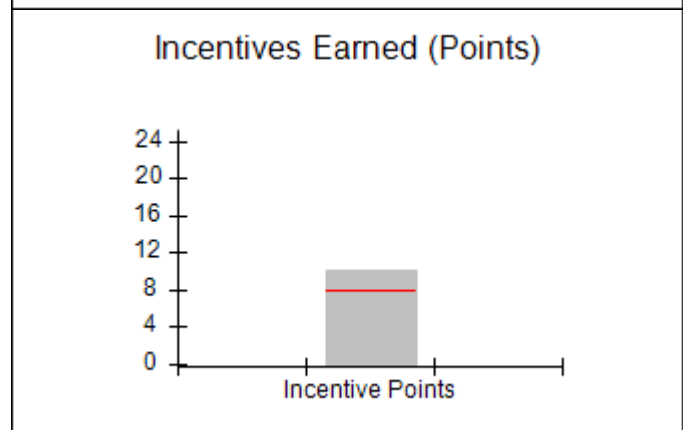
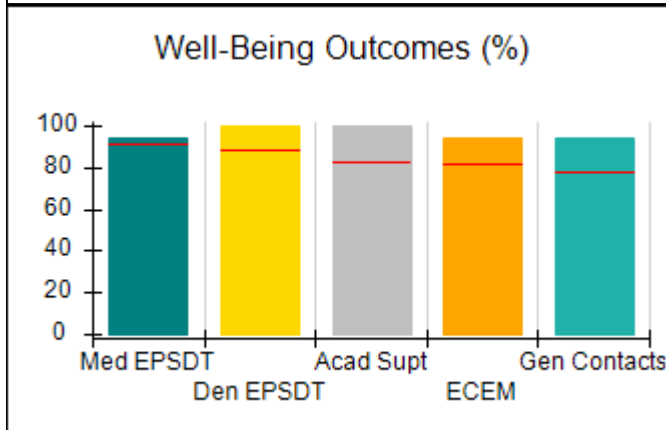
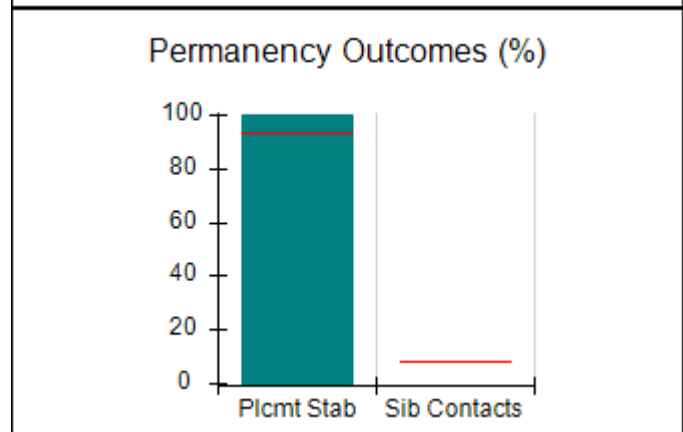
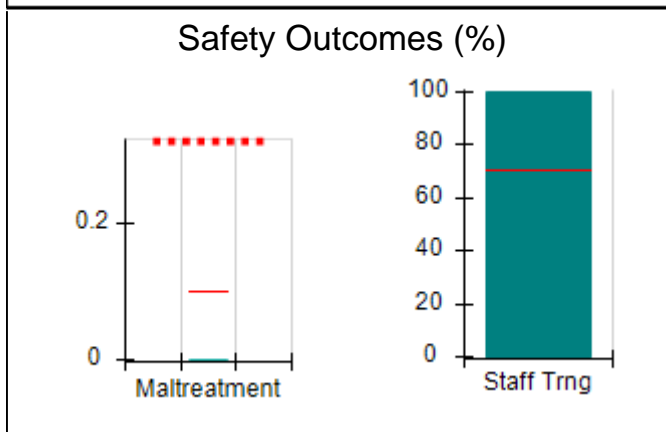
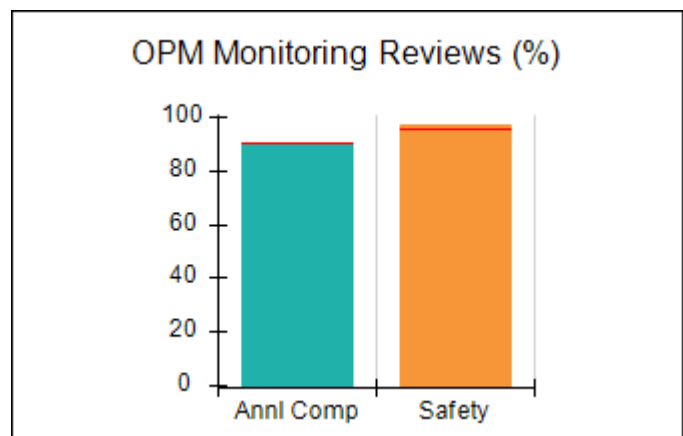
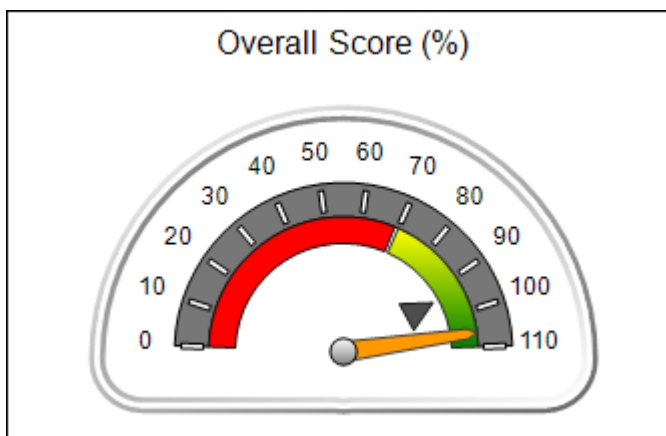
**Provider/Program Name: Georgia Sheriff's Youth Home - dba Boys Ranch (676) - CCI**

<b>5671 Hwy 122 E., Hahira, GA 31632</b>  <b>Phone: 229-794-2606</b>  <b>Vendor ID# 35379</b>	Quarterly Scores (Grades)		Current Quarter Score (Grade)
	Q1: 98.92 (A+)	Q2: 106.19 (A+)	<b>106.19%</b> <b>(A+)</b>
	Q3: 99.39 (A+)	Q4: 104.13 (A+)	
Program Census Information:	# Children in Care During Quarter: 21	# Placements During Quarter: 21	# Children in Care On Last Day: 17

**Quarterly Provider Comparisons to All CCIs**

■■■■■■■■ indicates MalTx Threshold

▼ ————— indicates average for all CCIs





**DHS, DFCS, Office of Provider Management**  
**Performance-Based Placement Measures**  
**RBWO Provider GA+SCORECARD - CCI**  
**Report Quarter: Q2 FY2016**



<b>Provider/Program Name: Georgia Sheriff's Youth Home - dba Boys Ranch (676) - CCI</b>				
<b>5671 Hwy 122 E., Hahira, GA 31632</b>		<b>Quarterly Scores (Grades)</b>		<b>Current Quarter Score (Grade)</b>
<b>Phone: 229-794-2606</b>		<b>Q1: 98.92 (A+)</b>	<b>Q2: 106.19 (A+)</b>	<b>106.19%</b>
<b>Vendor ID# 35379</b>		<b>Q3: 99.39 (A+)</b>	<b>Q4: 104.13 (A+)</b>	<b>(A+)</b>
Program Census Information:		# Children in Care During Quarter: 21	# Placements During Quarter: 21	# Children in Care On Last Day: 17
	<b>Avg Performance All CCIs (%)</b>	<b>Provider Performance (%)*</b>	<b>Possible Points (Weight)</b>	<b>Provider Points Earned</b>
<b>OPM Monitoring Reviews</b>				
Annual Comprehensive Reviews	91%	91%	25	22.73
Safety Reviews	96%	97%	15	14.55
<b>Monitoring Sub-Total</b>			<b>40</b>	<b>37.28</b>
<b>CCI Safety Outcomes</b>				
Incidence of Maltreatment	0.10%	No Substantiated Reports	10	10.00
Staff Training	70%	100%	4	4.00
<b>Safety Sub-Total</b>			<b>14</b>	<b>14.00</b>
<b>CCI Permanency Outcomes</b>				
Placement Stability	94%	100%	20	20.00
Sibling Contacts	8%	None Planned		
<b>Permanency Sub-Total</b>			<b>20</b>	<b>20.00</b>
<b>CCI Well-Being Outcomes</b>				
EPSDT Medical Visits	91%	94%	4	3.76
EPSDT Dental Visits	88%	100%	4	4.00
Academic Supports	83%	100%	4	4.00
Provider ECEM Visits	81%	94%	7	6.58
Provider General Contacts	77%	94%	7	6.58
<b>Well-Being Sub-Total</b>			<b>26</b>	<b>24.92</b>
*Performance calculation descriptions can be found in the FY 2016 RBWO PBP Measurements and Standards Guide.				

<b>Monitoring &amp; Outcomes: Possible Points = 100</b>	<b>Points Earned = 96.19</b>
<b>Score Before Incentives Credit</b>	<b>96.19%</b>
<b>Incentives Awarded</b>	<b>10.00 pts</b>
<b>PBP Verification</b>	<b>N/A pts</b>
<b>Total Score</b>	<b>106.19%</b>

**Provider/Program Name: Georgia Sheriff's Youth Home - dba Boys Ranch (676) - CCI**



**DHS, DFCS, Office of Provider Management**  
**Performance-Based Placement Measures**  
**RBWO Provider GA+SCORECARD - CCI**



**Report Quarter: Q2 FY2016**

Program Census Information:		# Children in Care During Quarter: 21	# Placements During Quarter: 21	# Children in Care On Last Day: 17
CCI Incentive Credits	Avg Performance All CCIs (Points)	Provider Performance (%)*	Possible Points (Weight)	Provider Points Earned
Early EPSDT Medical Visits		88%	2	1.76
Early EPSDT Dental Visits		100%	2	2.00
Permanency Contacts		None Planned	5	
Additional Academic Supports		89%	2	1.78
Active Agency Accreditation		0%	4	0.00
Staff Clinical Licensure		10%	5	0.50
Behavior Management (threshold = 0)		100%	4	4.00
<b>Incentives Total</b>	<b>7.95</b>		<b>24</b>	<b>10.04</b>
Maximum total combined incentive credit allowed is 10 points.			<b>Incentives Awarded</b>	<b>10.00</b>

\*Performance calculation descriptions can be found in the FY 2016 RBWO PBP Measurements and Standards Guide.

### Child Protective Services Investigations and Dispositions

The following investigations data, which is not used for scoring but is considered significant to a provider's performance, is from Georgia SHINES and is not considered final or complete until the end of the fiscal year.

Total Reports:	0
Number Screened In:	0
Number Screened Out:	0
Number Substantiated:	0
Number Unsubstantiated:	0
Number Active CPS Investigations:	0



**DHS, DFCS, Office of Provider Management**  
**Performance-Based Placement Measures**  
**RBWO Provider GA+SCORECARD - CCI**



**Report Quarter: Q2 FY2016**

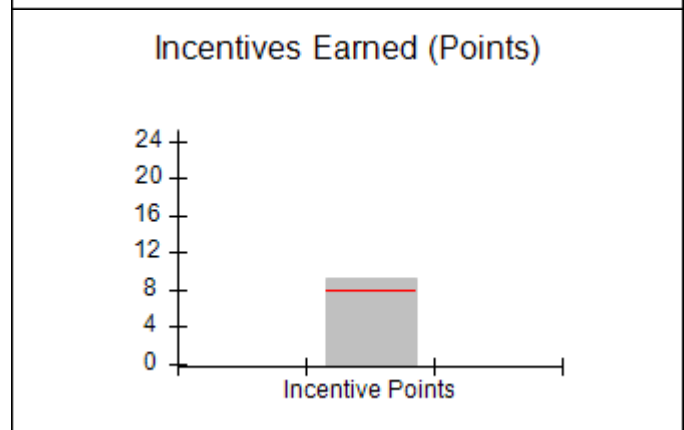
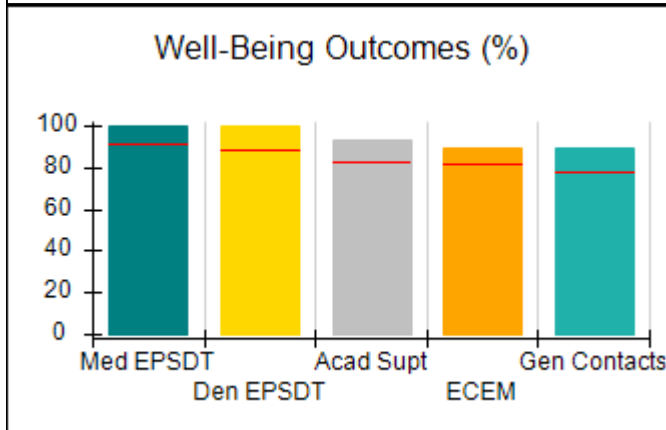
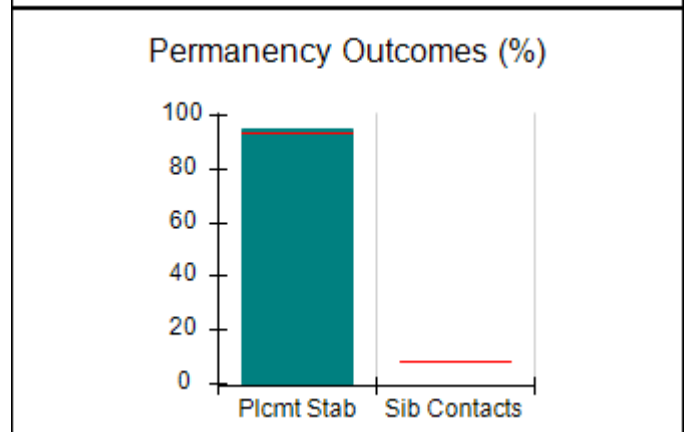
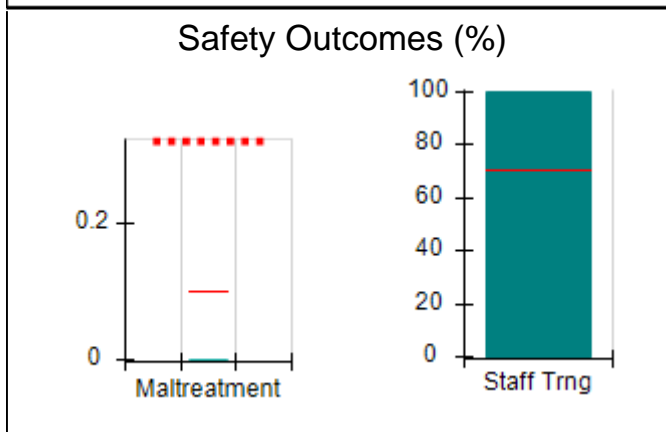
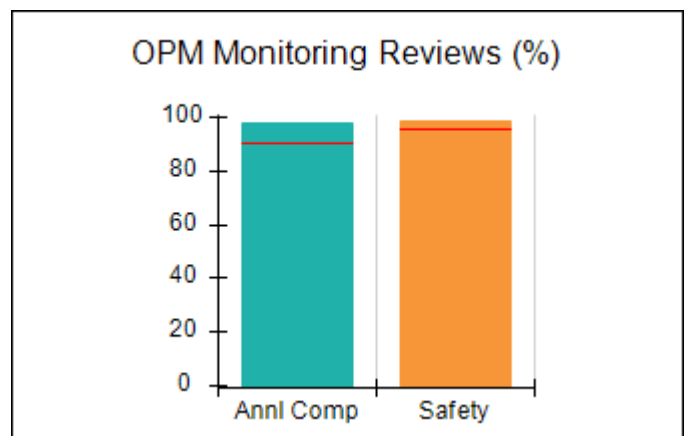
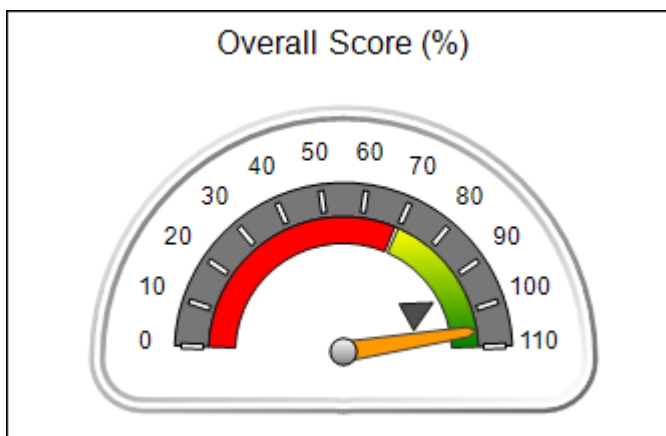
**Provider/Program Name: Georgia Sheriff's Youth Home - dba Cherokee Estate (677) - CCI**

<b>850 Cherokee Estate Rd., Dalton, GA 30721</b>  <b>Phone: 706-259-8581</b>  <b>Vendor ID# 35382</b>	Quarterly Scores (Grades)		Current Quarter Score (Grade)
	Q1: 107.32 (A+)	Q2: 105.65 (A+)	<b>105.65%</b> <b>(A+)</b>
	Q3: 105.66 (A+)	Q4: 95.20 (A)	
Program Census Information:	# Children in Care During Quarter: 19	# Placements During Quarter: 19	# Children in Care On Last Day: 14

**Quarterly Provider Comparisons to All CCIs**

■■■■■■■■ indicates MalTx Threshold

▼ ————— indicates average for all CCIs





**DHS, DFCS, Office of Provider Management**  
**Performance-Based Placement Measures**  
**RBWO Provider GA+SCORECARD - CCI**  
**Report Quarter: Q2 FY2016**



**Provider/Program Name: Georgia Sheriff's Youth Home - dba Cherokee Estate (677) - CCI**

<b>850 Cherokee Estate Rd., Dalton, GA 30721</b>  <b>Phone: 706-259-8581</b>  <b>Vendor ID# 35382</b>	<b>Quarterly Scores (Grades)</b>		<b>Current Quarter Score (Grade)</b>
	<b>Q1: 107.32 (A+)</b>	<b>Q2: 105.65 (A+)</b>	<b>105.65% (A+)</b>
	<b>Q3: 105.66 (A+)</b>	<b>Q4: 95.20 (A)</b>	

<b>Program Census Information:</b>	<b># Children in Care During Quarter: 19</b>	<b># Placements During Quarter: 19</b>	<b># Children in Care On Last Day: 14</b>
------------------------------------	--	--	---

	<b>Avg Performance All CCIs (%)</b>	<b>Provider Performance (%)*</b>	<b>Possible Points (Weight)</b>	<b>Provider Points Earned</b>
--	-------------------------------------	----------------------------------	---------------------------------	-------------------------------

**OPM Monitoring Reviews**

Annual Comprehensive Reviews	91%	98%	25	24.50
Safety Reviews	96%	99%	15	14.83
<b>Monitoring Sub-Total</b>			<b>40</b>	<b>39.33</b>

**CCI Safety Outcomes**

Incidence of Maltreatment	0.10%	No Substantiated Reports	10	10.00
Staff Training	70%	100%	4	4.00
<b>Safety Sub-Total</b>			<b>14</b>	<b>14.00</b>

**CCI Permanency Outcomes**

Placement Stability	94%	95%	20	19.00
Sibling Contacts	8%	None Planned		
<b>Permanency Sub-Total</b>			<b>20</b>	<b>19.00</b>

**CCI Well-Being Outcomes**

EPSDT Medical Visits	91%	100%	4	4.00
EPSDT Dental Visits	88%	100%	4	4.00
Academic Supports	83%	93%	4	3.72
Provider ECEM Visits	81%	89%	7	6.23
Provider General Contacts	77%	89%	7	6.23
<b>Well-Being Sub-Total</b>			<b>26</b>	<b>24.18</b>

\*Performance calculation descriptions can be found in the FY 2016 RBWO PBP Measurements and Standards Guide.

<b>Monitoring &amp; Outcomes: Possible Points = 100</b>	<b>Points Earned = 96.51</b>
<b>Score Before Incentives Credit</b>	<b>96.51%</b>
<b>Incentives Awarded</b>	<b>9.14 pts</b>
<b>PBP Verification</b>	<b>N/A pts</b>
<b>Total Score</b>	<b>105.65%</b>

**Provider/Program Name: Georgia Sheriff's Youth Home - dba Cherokee Estate (677) - CCI**



**DHS, DFCS, Office of Provider Management**  
**Performance-Based Placement Measures**  
**RBWO Provider GA+SCORECARD - CCI**



**Report Quarter: Q2 FY2016**

Program Census Information:		# Children in Care During Quarter: 19	# Placements During Quarter: 19	# Children in Care On Last Day: 14
<b>CCI Incentive Credits</b>	<b>Avg Performance All CCIs (Points)</b>	<b>Provider Performance (%)*</b>	<b>Possible Points (Weight)</b>	<b>Provider Points Earned</b>
Early EPSDT Medical Visits		100%	2	2.00
Early EPSDT Dental Visits		100%	2	2.00
Permanency Contacts		None Planned	5	
Additional Academic Supports		57%	2	1.14
Active Agency Accreditation		0%	4	0.00
Staff Clinical Licensure		0%	5	0.00
Behavior Management (threshold = 0)		100%	4	4.00
<b>Incentives Total</b>	<b>7.95</b>		<b>24</b>	<b>9.14</b>
Maximum total combined incentive credit allowed is 10 points.			<b>Incentives Awarded</b>	<b>9.14</b>

\*Performance calculation descriptions can be found in the FY 2016 RBWO PBP Measurements and Standards Guide.

<b>Child Protective Services Investigations and Dispositions</b>		
The following investigations data, which is not used for scoring but is considered significant to a provider's performance, is from Georgia SHINES and is not considered final or complete until the end of the fiscal year.		
Total Reports:	0	
Number Screened In:	0	
Number Screened Out:	0	
Number Substantiated:	0	
Number Unsubstantiated:	0	
Number Active CPS Investigations:	0	





**DHS, DFCS, Office of Provider Management**  
**Performance-Based Placement Measures**  
**RBWO Provider GA+SCORECARD - CCI**



**Report Quarter: Q2 FY2016**

**Provider/Program Name: Georgia Sheriff's Youth Home - dba Herrington Homes (678) - CCI**

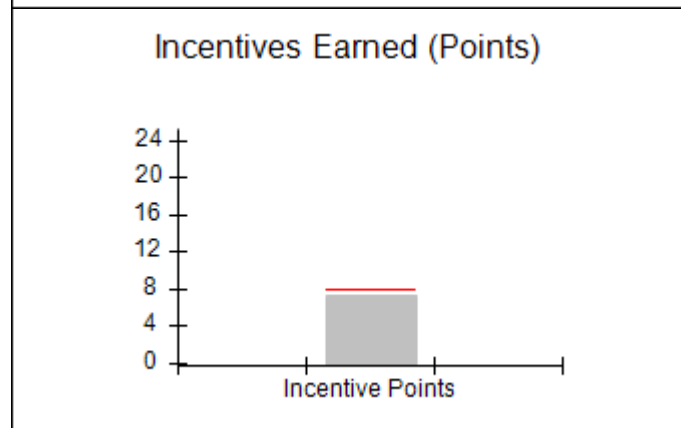
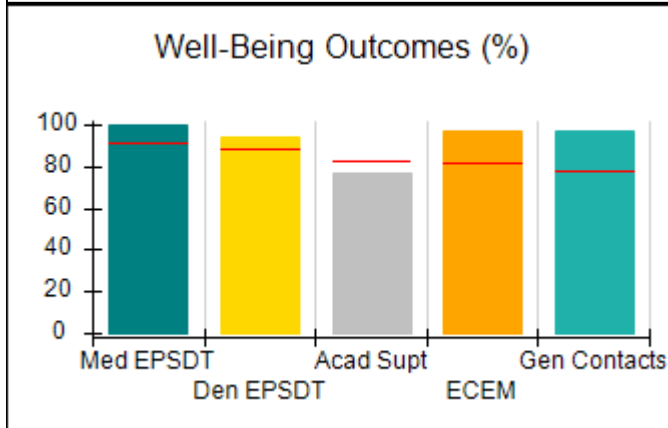
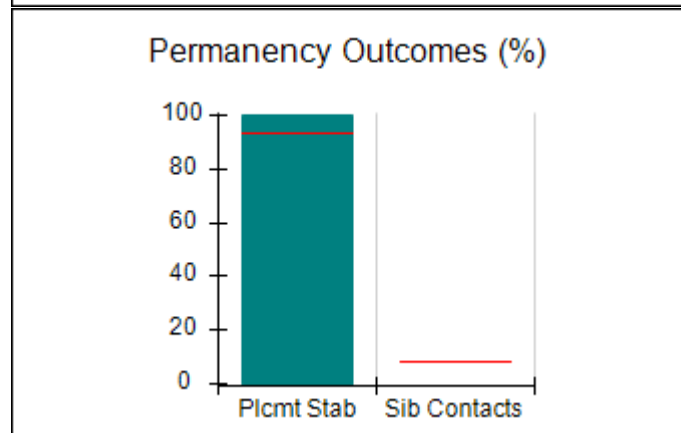
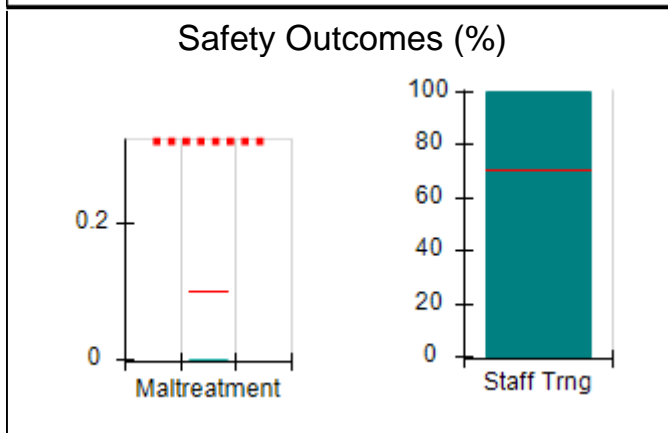
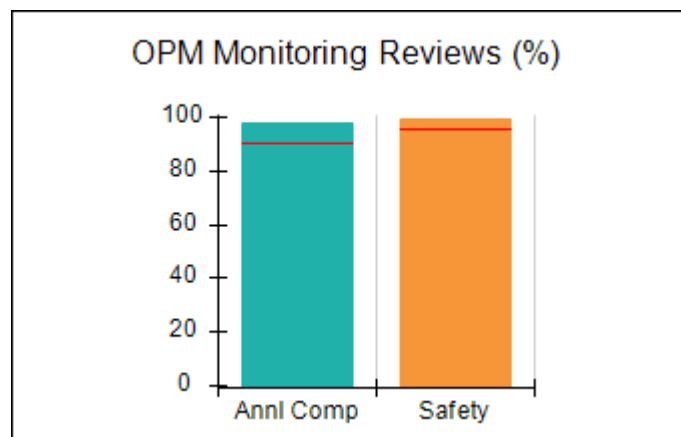
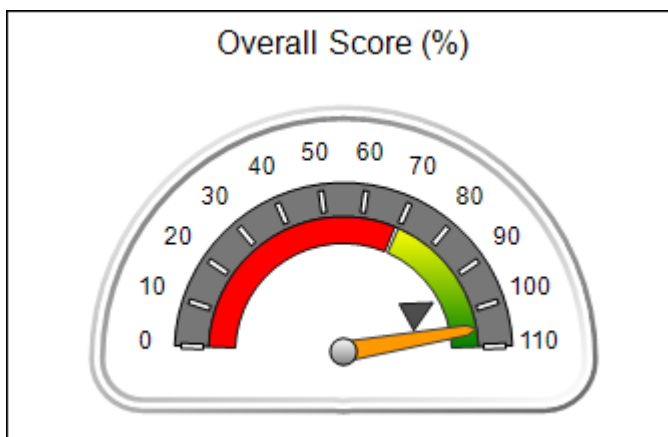
<b>8109 Hwy. 297, Nunez, GA 30448</b>  <b>Phone: 912-562-3968</b>  <b>Vendor ID# 35380</b>	<b>Quarterly Scores (Grades)</b>		<b>Current Quarter Score (Grade)</b>
	Q1: 99.47 (A+)	Q2: 105.15 (A+)	<b>105.15%</b>
	Q3: 104.37 (A+)	Q4: 105.31 (A+)	<b>(A+)</b>

<b>Program Census Information:</b>	<b># Children in Care During Quarter: 16</b>	<b># Placements During Quarter: 16</b>	<b># Children in Care On Last Day: 13</b>
------------------------------------	--	--	---

**Quarterly Provider Comparisons to All CCIs**

■■■■■■■■ indicates MalTx Threshold

▼ ————— indicates average for all CCIs





**DHS, DFCS, Office of Provider Management**  
**Performance-Based Placement Measures**  
**RBWO Provider GA+SCORECARD - CCI**



**Report Quarter: Q2 FY2016**

Provider/Program Name: Georgia Sheriff's Youth Home - dba Herrington Homes (678) - CCI				
8109 Hwy. 297, Nunez, GA 30448		Quarterly Scores (Grades)		Current Quarter Score (Grade)
Phone: 912-562-3968		Q1: 99.47 (A+)	Q2: 105.15 (A+)	<b>105.15% (A+)</b>
Vendor ID# 35380		Q3: 104.37 (A+)	Q4: 105.31 (A+)	
Program Census Information:		# Children in Care During Quarter: 16	# Placements During Quarter: 16	# Children in Care On Last Day: 13
	Avg Performance All CCIs (%)	Provider Performance (%)*	Possible Points (Weight)	Provider Points Earned
<b>OPM Monitoring Reviews</b>				
Annual Comprehensive Reviews	91%	98%	25	24.58
Safety Reviews	96%	100%	15	14.95
<b>Monitoring Sub-Total</b>			<b>40</b>	<b>39.53</b>
<b>CCI Safety Outcomes</b>				
Incidence of Maltreatment	0.10%	No Substantiated Reports	10	10.00
Staff Training	70%	100%	4	4.00
<b>Safety Sub-Total</b>			<b>14</b>	<b>14.00</b>
<b>CCI Permanency Outcomes</b>				
Placement Stability	94%	100%	20	20.00
Sibling Contacts	8%	None Planned		
<b>Permanency Sub-Total</b>			<b>20</b>	<b>20.00</b>
<b>CCI Well-Being Outcomes</b>				
EPSDT Medical Visits	91%	100%	4	4.00
EPSDT Dental Visits	88%	94%	4	3.76
Academic Supports	83%	77%	4	3.08
Provider ECEM Visits	81%	97%	7	6.79
Provider General Contacts	77%	97%	7	6.79
<b>Well-Being Sub-Total</b>			<b>26</b>	<b>24.42</b>
*Performance calculation descriptions can be found in the FY 2016 RBWO PBP Measurements and Standards Guide.				

<b>Monitoring &amp; Outcomes: Possible Points = 100</b>	<b>Points Earned = 97.95</b>
<b>Score Before Incentives Credit</b>	<b>97.95%</b>
<b>Incentives Awarded</b>	<b>7.20 pts</b>
<b>PBP Verification</b>	<b>0.00 pts</b>
<b>Total Score</b>	<b>105.15%</b>

**Provider/Program Name: Georgia Sheriff's Youth Home - dba Herrington Homes (678) - CCI**



**DHS, DFCS, Office of Provider Management**  
**Performance-Based Placement Measures**  
**RBWO Provider GA+SCORECARD - CCI**



**Report Quarter: Q2 FY2016**

Program Census Information:		# Children in Care During Quarter: 16	# Placements During Quarter: 16	# Children in Care On Last Day: 13
CCI Incentive Credits	Avg Performance All CCIs (Points)	Provider Performance (%)*	Possible Points (Weight)	Provider Points Earned
Early EPSDT Medical Visits		100%	2	2.00
Early EPSDT Dental Visits		57%	2	1.14
Permanency Contacts		None Planned	5	
Additional Academic Supports		3%	2	0.06
Active Agency Accreditation		0%	4	0.00
Staff Clinical Licensure		0%	5	0.00
Behavior Management (threshold = 0)		100%	4	4.00
<b>Incentives Total</b>	<b>7.95</b>		<b>24</b>	<b>7.20</b>
Maximum total combined incentive credit allowed is 10 points.			<b>Incentives Awarded</b>	<b>7.20</b>

\*Performance calculation descriptions can be found in the FY 2016 RBWO PBP Measurements and Standards Guide.

Child Protective Services Investigations and Dispositions		
The following investigations data, which is not used for scoring but is considered significant to a provider's performance, is from Georgia SHINES and is not considered final or complete until the end of the fiscal year.		
Total Reports:	1	
Number Screened In:	0	
Number Screened Out:	1	
Number Substantiated:	0	
Number Unsubstantiated:	0	
Number Active CPS Investigations:	0	



**DHS, DFCS, Office of Provider Management**  
**Performance-Based Placement Measures**  
**RBWO Provider GA+SCORECARD - CCI**  
**Report Quarter: Q2 FY2016**



**Provider/Program Name: Georgia Sheriff's Youth Home - dba Mountainview (963) - CCI**

**716 Jackson Lake Road, Chatsworth, GA 30705**

**Phone: 706 695-2100**

**Vendor ID# 35383**

**Quarterly Scores (Grades)**

**Q1: 104.53 (A+)**

**Q2: 106.05 (A+)**

**Q3: 108.79 (A+)**

**Q4: 105.15 (A+)**

**Current Quarter Score (Grade)**

**106.05%**

**(A+)**

**Program Census Information:**

**# Children in Care During Quarter: 8**

**# Placements During Quarter: 8**

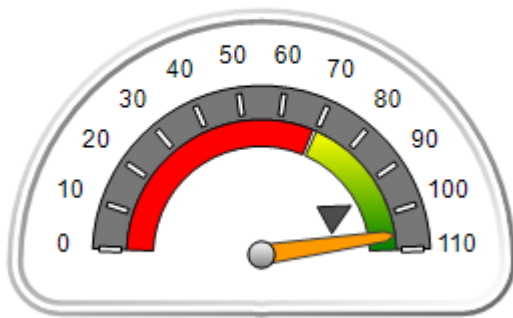
**# Children in Care On Last Day: 4**

**Quarterly Provider Comparisons to All CCIs**

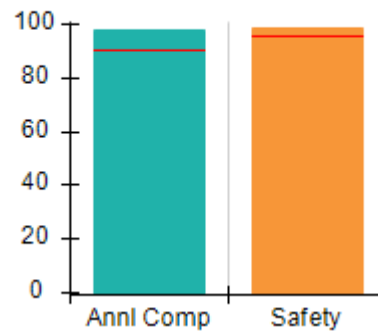
■■■■■■■■ indicates MalTx Threshold

▼ indicates average for all CCIs

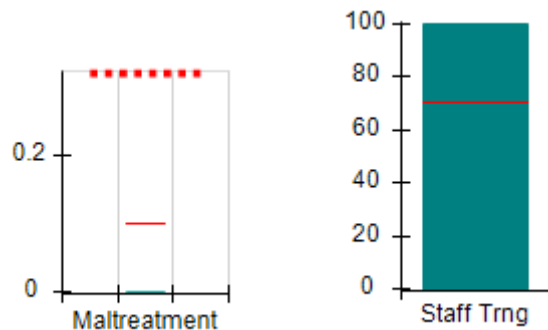
**Overall Score (%)**



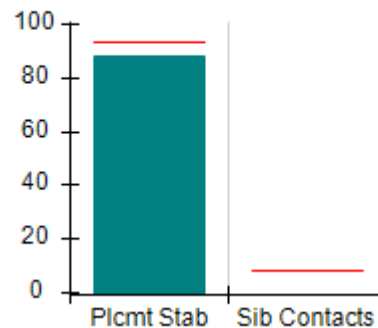
**OPM Monitoring Reviews (%)**



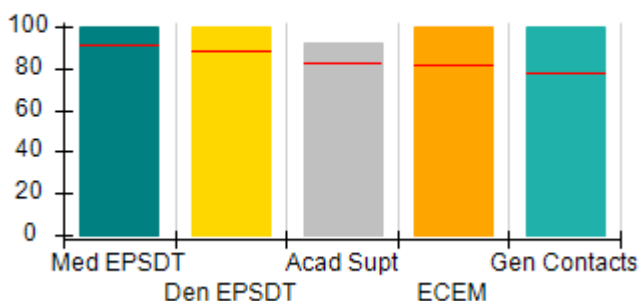
**Safety Outcomes (%)**



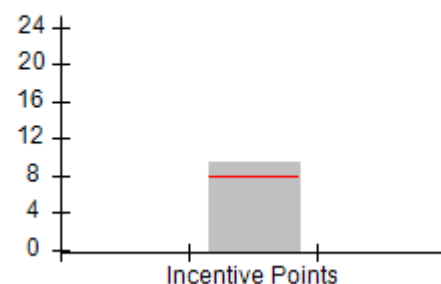
**Permanency Outcomes (%)**



**Well-Being Outcomes (%)**



**Incentives Earned (Points)**





DHS, DFCS, Office of Provider Management  
**Performance-Based Placement Measures**  
**RBWO Provider GA+SCORECARD - CCI**  
 Report Quarter: Q2 FY2016



**Provider/Program Name: Georgia Sheriff's Youth Home - dba Mountainview (963) - CCI**

716 Jackson Lake Road, Chatsworth, GA 30705  Phone: 706 695-2100  Vendor ID# 35383	Quarterly Scores (Grades)		Current Quarter Score (Grade)
	Q1: 104.53 (A+)	Q2: 106.05 (A+)	<b>106.05%</b> <b>(A+)</b>
	Q3: 108.79 (A+)	Q4: 105.15 (A+)	

Program Census Information:	# Children in Care During Quarter: 8	# Placements During Quarter: 8	# Children in Care On Last Day: 4
-----------------------------	--------------------------------------	--------------------------------	-----------------------------------

	Avg Performance All CCIs (%)	Provider Performance (%)*	Possible Points (Weight)	Provider Points Earned
--	------------------------------	---------------------------	--------------------------	------------------------

**OPM Monitoring Reviews**

Annual Comprehensive Reviews	91%	98%	25	24.58
Safety Reviews	96%	99%	15	14.85
<b>Monitoring Sub-Total</b>			<b>40</b>	<b>39.43</b>

**CCI Safety Outcomes**

Incidence of Maltreatment	0.10%	No Substantiated Reports	10	10.00
Staff Training	70%	100%	4	4.00
<b>Safety Sub-Total</b>			<b>14</b>	<b>14.00</b>

**CCI Permanency Outcomes**

Placement Stability	94%	88%	20	17.60
Sibling Contacts	8%	None Planned		
<b>Permanency Sub-Total</b>			<b>20</b>	<b>17.60</b>

**CCI Well-Being Outcomes**

EPSDT Medical Visits	91%	100%	4	4.00
EPSDT Dental Visits	88%	100%	4	4.00
Academic Supports	83%	92%	4	3.68
Provider ECEM Visits	81%	100%	7	7.00
Provider General Contacts	77%	100%	7	7.00
<b>Well-Being Sub-Total</b>			<b>26</b>	<b>25.68</b>

\*Performance calculation descriptions can be found in the FY 2016 RBWO PBP Measurements and Standards Guide.

<b>Monitoring &amp; Outcomes: Possible Points = 100</b>	<b>Points Earned = 96.71</b>
<b>Score Before Incentives Credit</b>	<b>96.71%</b>
<b>Incentives Awarded</b>	<b>9.34 pts</b>
<b>PBP Verification</b>	<b>0.00 pts</b>
<b>Total Score</b>	<b>106.05%</b>

**Provider/Program Name: Georgia Sheriff's Youth Home - dba Mountainview (963) - CCI**



**DHS, DFCS, Office of Provider Management**  
**Performance-Based Placement Measures**  
**RBWO Provider GA+SCORECARD - CCI**



**Report Quarter: Q2 FY2016**

Program Census Information:		# Children in Care During Quarter: 8	# Placements During Quarter: 8	# Children in Care On Last Day: 4
CCI Incentive Credits	Avg Performance All CCIs (Points)	Provider Performance (%)*	Possible Points (Weight)	Provider Points Earned
Early EPSDT Medical Visits		100%	2	2.00
Early EPSDT Dental Visits		100%	2	2.00
Permanency Contacts		None Planned	5	
Additional Academic Supports		67%	2	1.34
Active Agency Accreditation		0%	4	0.00
Staff Clinical Licensure		0%	5	0.00
Behavior Management (threshold = 0)		100%	4	4.00
<b>Incentives Total</b>	<b>7.95</b>		<b>24</b>	<b>9.34</b>
Maximum total combined incentive credit allowed is 10 points.			<b>Incentives Awarded</b>	<b>9.34</b>

\*Performance calculation descriptions can be found in the FY 2016 RBWO PBP Measurements and Standards Guide.

Child Protective Services Investigations and Dispositions		
The following investigations data, which is not used for scoring but is considered significant to a provider's performance, is from Georgia SHINES and is not considered final or complete until the end of the fiscal year.		
Total Reports:	0	
Number Screened In:	0	
Number Screened Out:	0	
Number Substantiated:	0	
Number Unsubstantiated:	0	
Number Active CPS Investigations:	0	



**DHS, DFCS, Office of Provider Management**  
**Performance-Based Placement Measures**  
**RBWO Provider GA+SCORECARD - CCI**



**Report Quarter: Q2 FY2016**

**Provider/Program Name: Georgia Sheriff's Youth Home - dba Pineland (679) - CCI**

**2048 Young's Mill Rd., LaGrange, GA 30241**

**Phone: 706-845-9771**

**Vendor ID# 35381**

**Quarterly Scores (Grades)**

**Q1: 104.80 (A+)**

**Q2: 109.88 (A+)**

**Q3: 101.09 (A+)**

**Q4: 102.18 (A+)**

**Current Quarter Score (Grade)**

**109.88%**

**(A+)**

**Program Census Information:**

**# Children in Care During Quarter: 8**

**# Placements During Quarter: 8**

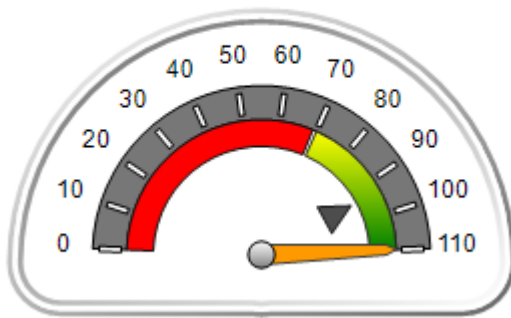
**# Children in Care On Last Day: 5**

**Quarterly Provider Comparisons to All CCIs**

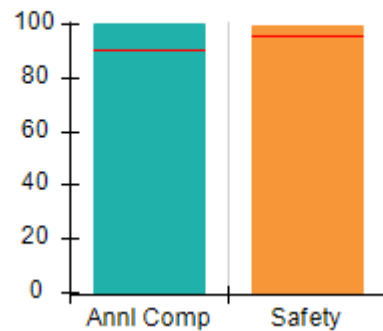
■■■■■■■■ indicates MalTx Threshold

▼ indicates average for all CCIs

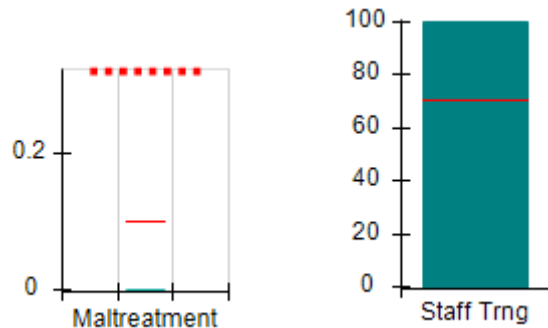
**Overall Score (%)**



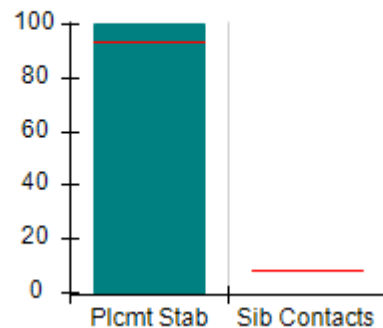
**OPM Monitoring Reviews (%)**



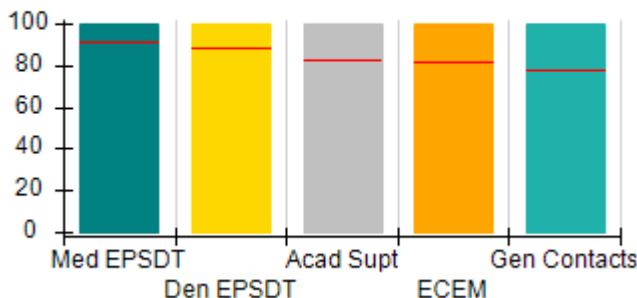
**Safety Outcomes (%)**



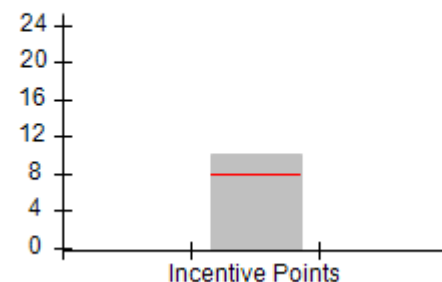
**Permanency Outcomes (%)**



**Well-Being Outcomes (%)**



**Incentives Earned (Points)**





**DHS, DFCS, Office of Provider Management**  
**Performance-Based Placement Measures**  
**RBWO Provider GA+SCORECARD - CCI**  
**Report Quarter: Q2 FY2016**



<b>Provider/Program Name: Georgia Sheriff's Youth Home - dba Pineland (679) - CCI</b>				
2048 Young's Mill Rd., LaGrange, GA 30241		Quarterly Scores (Grades)		Current Quarter Score (Grade)
Phone: 706-845-9771		Q1: 104.80 (A+)	Q2: 109.88 (A+)	<b>109.88%</b> <b>(A+)</b>
Vendor ID# 35381		Q3: 101.09 (A+)	Q4: 102.18 (A+)	
Program Census Information:		# Children in Care During Quarter: 8	# Placements During Quarter: 8	# Children in Care On Last Day: 5
	Avg Performance All CCIs (%)	Provider Performance (%)*	Possible Points (Weight)	Provider Points Earned
<b>OPM Monitoring Reviews</b>				
Annual Comprehensive Reviews	91%	100%	25	25.00
Safety Reviews	96%	99%	15	14.88
<b>Monitoring Sub-Total</b>			<b>40</b>	<b>39.88</b>
<b>CCI Safety Outcomes</b>				
Incidence of Maltreatment	0.10%	No Substantiated Reports	10	10.00
Staff Training	70%	100%	4	4.00
<b>Safety Sub-Total</b>			<b>14</b>	<b>14.00</b>
<b>CCI Permanency Outcomes</b>				
Placement Stability	94%	100%	20	20.00
Sibling Contacts	8%	None Planned		
<b>Permanency Sub-Total</b>			<b>20</b>	<b>20.00</b>
<b>CCI Well-Being Outcomes</b>				
EPSDT Medical Visits	91%	100%	4	4.00
EPSDT Dental Visits	88%	100%	4	4.00
Academic Supports	83%	100%	4	4.00
Provider ECEM Visits	81%	100%	7	7.00
Provider General Contacts	77%	100%	7	7.00
<b>Well-Being Sub-Total</b>			<b>26</b>	<b>26.00</b>
*Performance calculation descriptions can be found in the FY 2016 RBWO PBP Measurements and Standards Guide.				

<b>Monitoring &amp; Outcomes: Possible Points = 100</b>	<b>Points Earned = 99.88</b>
<b>Score Before Incentives Credit</b>	<b>99.88%</b>
<b>Incentives Awarded</b>	<b>10.00 pts</b>
<b>PBP Verification</b>	<b>N/A pts</b>
<b>Total Score</b>	<b>109.88%</b>

**Provider/Program Name: Georgia Sheriff's Youth Home - dba Pineland (679) - CCI**





**DHS, DFCS, Office of Provider Management**  
**Performance-Based Placement Measures**  
**RBWO Provider GA+SCORECARD - CCI**



**Report Quarter: Q2 FY2016**

Program Census Information:		# Children in Care During Quarter: 8	# Placements During Quarter: 8	# Children in Care On Last Day: 5
CCI Incentive Credits	Avg Performance All CCIs (Points)	Provider Performance (%)*	Possible Points (Weight)	Provider Points Earned
Early EPSDT Medical Visits		100%	2	2.00
Early EPSDT Dental Visits		100%	2	2.00
Permanency Contacts		None Planned	5	
Additional Academic Supports		100%	2	2.00
Active Agency Accreditation		0%	4	0.00
Staff Clinical Licensure		0%	5	0.00
Behavior Management (threshold = 0)		100%	4	4.00
<b>Incentives Total</b>	<b>7.95</b>		<b>24</b>	<b>10.00</b>
Maximum total combined incentive credit allowed is 10 points.			<b>Incentives Awarded</b>	<b>10.00</b>

\*Performance calculation descriptions can be found in the FY 2016 RBWO PBP Measurements and Standards Guide.

Child Protective Services Investigations and Dispositions		
The following investigations data, which is not used for scoring but is considered significant to a provider's performance, is from Georgia SHINES and is not considered final or complete until the end of the fiscal year.		
Total Reports:	0	
Number Screened In:	0	
Number Screened Out:	0	
Number Substantiated:	0	
Number Unsubstantiated:	0	
Number Active CPS Investigations:	0	



**DHS, DFCS, Office of Provider Management**  
**Performance-Based Placement Measures**  
**RBWO Provider GA+SCORECARD - CCI**



**Report Quarter: Q2 FY2016**

**Provider/Program Name: Goshen Valley Foundation - dba Goshen Valley Boy's Ranch (687) - CCI**

**387 Goshen Church Way, Waleska, GA 30183**

**Phone: 7707964618**

**Vendor ID# 35392**

**Quarterly Scores (Grades)**

**Q1: 105.48 (A+)**

**Q2: 106.73 (A+)**

**Q3: 107.01 (A+)**

**Q4: 108.33 (A+)**

**Current Quarter Score (Grade)**

**106.73%  
(A+)**

**Program Census Information:**

**# Children in Care During Quarter: 44**

**# Placements During Quarter: 44**

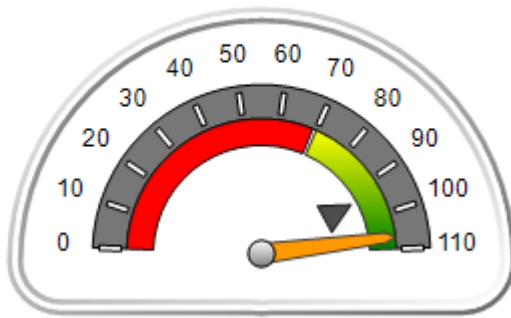
**# Children in Care On Last Day: 32**

**Quarterly Provider Comparisons to All CCIs**

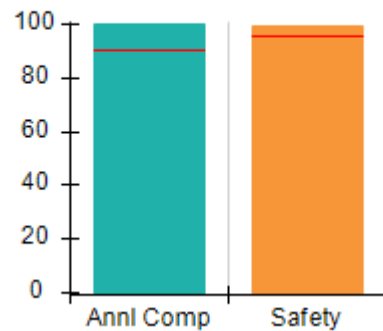
■■■■■■■■ indicates MalTx Threshold

▼ — indicates average for all CCIs

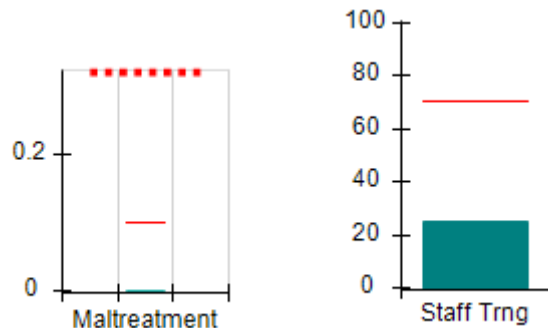
**Overall Score (%)**



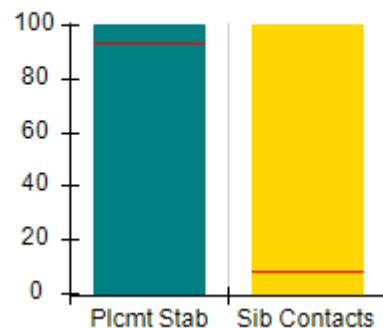
**OPM Monitoring Reviews (%)**



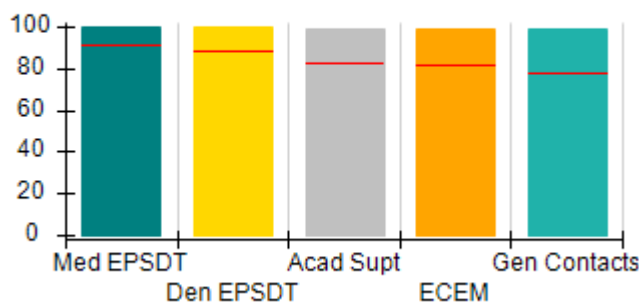
**Safety Outcomes (%)**



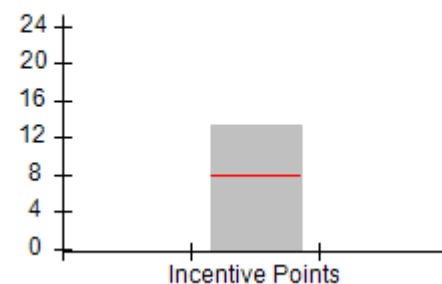
**Permanency Outcomes (%)**



**Well-Being Outcomes (%)**



**Incentives Earned (Points)**





**DHS, DFCS, Office of Provider Management**  
**Performance-Based Placement Measures**  
**RBWO Provider GA+SCORECARD - CCI**



**Report Quarter: Q2 FY2016**

<b>Provider/Program Name: Goshen Valley Foundation - dba Goshen Valley Boy's Ranch (687) - CCI</b>				
<b>387 Goshen Church Way, Waleska, GA 30183</b>		<b>Quarterly Scores (Grades)</b>		<b>Current Quarter Score (Grade)</b>
<b>Phone: 7707964618</b>		<b>Q1: 105.48 (A+)</b>	<b>Q2: 106.73 (A+)</b>	<b>106.73% (A+)</b>
<b>Vendor ID# 35392</b>		<b>Q3: 107.01 (A+)</b>	<b>Q4: 108.33 (A+)</b>	
<b>Program Census Information:</b>		<b># Children in Care During Quarter: 44</b>	<b># Placements During Quarter: 44</b>	<b># Children in Care On Last Day: 32</b>
	<b>Avg Performance All CCIs (%)</b>	<b>Provider Performance (%)*</b>	<b>Possible Points (Weight)</b>	<b>Provider Points Earned</b>
<b>OPM Monitoring Reviews</b>				
Annual Comprehensive Reviews	91%	100%	25	25.00
Safety Reviews	96%	99%	15	14.91
<b>Monitoring Sub-Total</b>			<b>40</b>	<b>39.91</b>
<b>CCI Safety Outcomes</b>				
Incidence of Maltreatment	0.10%	No Substantiated Reports	10	10.00
Staff Training	70%	25%	4	1.00
<b>Safety Sub-Total</b>			<b>14</b>	<b>11.00</b>
<b>CCI Permanency Outcomes</b>				
Placement Stability	94%	100%	15	15.00
Sibling Contacts	8%	100%	5	5.00
<b>Permanency Sub-Total</b>			<b>20</b>	<b>20.00</b>
<b>CCI Well-Being Outcomes</b>				
EPSDT Medical Visits	91%	100%	4	4.00
EPSDT Dental Visits	88%	100%	4	4.00
Academic Supports	83%	99%	4	3.96
Provider ECEM Visits	81%	99%	7	6.93
Provider General Contacts	77%	99%	7	6.93
<b>Well-Being Sub-Total</b>			<b>26</b>	<b>25.82</b>
*Performance calculation descriptions can be found in the FY 2016 RBWO PBP Measurements and Standards Guide.				

<b>Monitoring &amp; Outcomes: Possible Points = 100</b>		<b>Points Earned = 96.73</b>	
<b>Score Before Incentives Credit</b>			<b>96.73%</b>
<b>Incentives Awarded</b>			<b>10.00 pts</b>
<b>PBP Verification</b>			<b>N/A pts</b>
<b>Total Score</b>			<b>106.73%</b>

<b>Provider/Program Name: Goshen Valley Foundation - dba Goshen Valley Boy's Ranch (687) - CCI</b>
--



**DHS, DFCS, Office of Provider Management**  
**Performance-Based Placement Measures**  
**RBWO Provider GA+SCORECARD - CCI**



**Report Quarter: Q2 FY2016**

Program Census Information:		# Children in Care During Quarter: 44	# Placements During Quarter: 44	# Children in Care On Last Day: 32
<b>CCI Incentive Credits</b>	<b>Avg Performance All CCIs (Points)</b>	<b>Provider Performance (%)*</b>	<b>Possible Points (Weight)</b>	<b>Provider Points Earned</b>
Early EPSDT Medical Visits		100%	2	2.00
Early EPSDT Dental Visits		100%	2	2.00
Permanency Contacts		67%	5	3.35
Additional Academic Supports		99%	2	1.98
Active Agency Accreditation		0%	4	0.00
Staff Clinical Licensure		0%	5	0.00
Behavior Management (threshold = 0)		100%	4	4.00
<b>Incentives Total</b>	<b>7.95</b>		<b>24</b>	<b>13.33</b>
Maximum total combined incentive credit allowed is 10 points.			<b>Incentives Awarded</b>	<b>10.00</b>

\*Performance calculation descriptions can be found in the FY 2016 RBWO PBP Measurements and Standards Guide.

### Child Protective Services Investigations and Dispositions

The following investigations data, which is not used for scoring but is considered significant to a provider's performance, is from Georgia SHINES and is not considered final or complete until the end of the fiscal year.

Total Reports:	3
Number Screened In:	2
Number Screened Out:	1
Number Substantiated:	0
Number Unsubstantiated:	1
Number Active CPS Investigations:	1



**DHS, DFCS, Office of Provider Management**  
**Performance-Based Placement Measures**  
**RBWO Provider GA+SCORECARD - CCI**  
**Report Quarter: Q2 FY2016**



**Provider/Program Name: Goshen Valley Foundation - dba Hope House (5196) - CCI**

**187 Goshen Church Way, Waleska, GA 30183**

**Phone: 770-796-4618**

**Vendor ID# 106196**

**Quarterly Scores (Grades)**

**Q1: 106.86 (A+)**

**Q2: 104.65 (A+)**

**Q3: 103.25 (A+)**

**Q4: 100.65 (A+)**

**Current Quarter Score (Grade)**

**104.65%**

**(A+)**

**Program Census Information:**

**# Children in Care During Quarter: 7**

**# Placements During Quarter: 7**

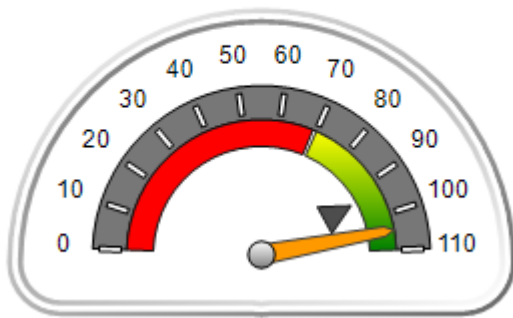
**# Children in Care On Last Day: 5**

**Quarterly Provider Comparisons to All CCIs**

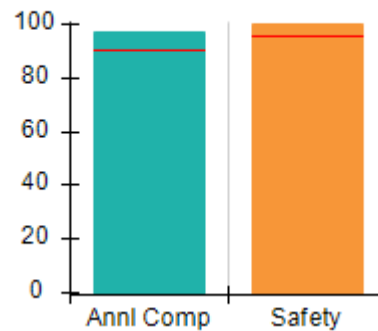
■■■■■■■■ indicates MalTx Threshold

▼ — indicates average for all CCIs

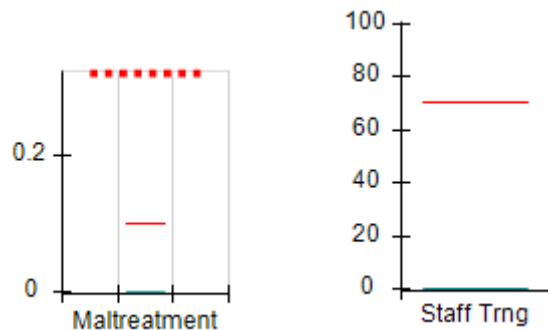
**Overall Score (%)**



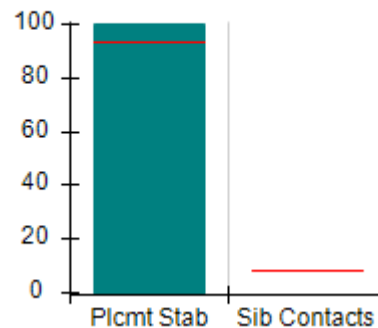
**OPM Monitoring Reviews (%)**



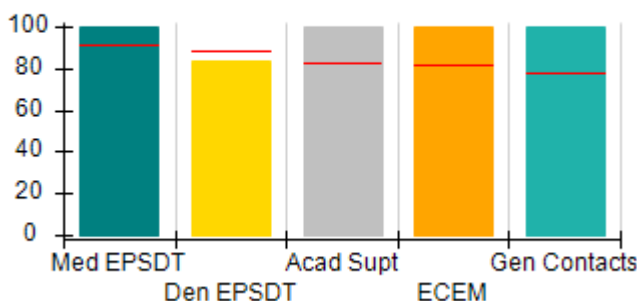
**Safety Outcomes (%)**



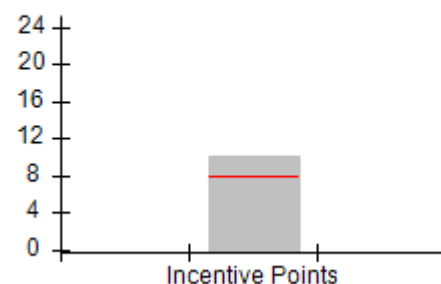
**Permanency Outcomes (%)**



**Well-Being Outcomes (%)**



**Incentives Earned (Points)**





**DHS, DFCS, Office of Provider Management**  
**Performance-Based Placement Measures**  
**RBWO Provider GA+SCORECARD - CCI**  
**Report Quarter: Q2 FY2016**



**Provider/Program Name: Goshen Valley Foundation - dba Hope House (5196) - CCI**

<b>187 Goshen Church Way, Waleska, GA 30183</b>  <b>Phone: 770-796-4618</b>  <b>Vendor ID# 106196</b>	<b>Quarterly Scores (Grades)</b>		<b>Current Quarter Score (Grade)</b>
	<b>Q1: 106.86 (A+)</b>	<b>Q2: 104.65 (A+)</b>	<b>104.65%</b>
	<b>Q3: 103.25 (A+)</b>	<b>Q4: 100.65 (A+)</b>	<b>(A+)</b>

Program Census Information:	# Children in Care During Quarter: 7	# Placements During Quarter: 7	# Children in Care On Last Day: 5
-----------------------------	--------------------------------------	--------------------------------	-----------------------------------

	<b>Avg Performance All CCIs (%)</b>	<b>Provider Performance (%)*</b>	<b>Possible Points (Weight)</b>	<b>Provider Points Earned</b>
--	-------------------------------------	----------------------------------	---------------------------------	-------------------------------

**OPM Monitoring Reviews**

Annual Comprehensive Reviews	91%	97%	25	24.33
Safety Reviews	96%	100%	15	15.00
<b>Monitoring Sub-Total</b>			<b>40</b>	<b>39.33</b>

**CCI Safety Outcomes**

Incidence of Maltreatment	0.10%	No Substantiated Reports	10	10.00
Staff Training	70%	0%	4	0.00
<b>Safety Sub-Total</b>			<b>14</b>	<b>10.00</b>

**CCI Permanency Outcomes**

Placement Stability	94%	100%	20	20.00
Sibling Contacts	8%	None Planned		
<b>Permanency Sub-Total</b>			<b>20</b>	<b>20.00</b>

**CCI Well-Being Outcomes**

EPSDT Medical Visits	91%	100%	4	4.00
EPSDT Dental Visits	88%	83%	4	3.32
Academic Supports	83%	100%	4	4.00
Provider ECEM Visits	81%	100%	7	7.00
Provider General Contacts	77%	100%	7	7.00
<b>Well-Being Sub-Total</b>			<b>26</b>	<b>25.32</b>

\*Performance calculation descriptions can be found in the FY 2016 RBWO PBP Measurements and Standards Guide.

<b>Monitoring &amp; Outcomes: Possible Points = 100</b>		<b>Points Earned = 94.65</b>	
<b>Score Before Incentives Credit</b>		<b>94.65%</b>	
<b>Incentives Awarded</b>		<b>10.00 pts</b>	
<b>PBP Verification</b>		<b>N/A pts</b>	
<b>Total Score</b>		<b>104.65%</b>	

**Provider/Program Name: Goshen Valley Foundation - dba Hope House (5196) - CCI**



**DHS, DFCS, Office of Provider Management**  
**Performance-Based Placement Measures**  
**RBWO Provider GA+SCORECARD - CCI**



**Report Quarter: Q2 FY2016**

Program Census Information:		# Children in Care During Quarter: 7	# Placements During Quarter: 7	# Children in Care On Last Day: 5
CCI Incentive Credits	Avg Performance All CCIs (Points)	Provider Performance (%)*	Possible Points (Weight)	Provider Points Earned
Early EPSDT Medical Visits		100%	2	2.00
Early EPSDT Dental Visits		100%	2	2.00
Permanency Contacts		None Planned	5	
Additional Academic Supports		100%	2	2.00
Active Agency Accreditation		0%	4	0.00
Staff Clinical Licensure		0%	5	0.00
Behavior Management (threshold = 0)		100%	4	4.00
<b>Incentives Total</b>	<b>7.95</b>		<b>24</b>	<b>10.00</b>
Maximum total combined incentive credit allowed is 10 points.			<b>Incentives Awarded</b>	<b>10.00</b>

\*Performance calculation descriptions can be found in the FY 2016 RBWO PBP Measurements and Standards Guide.

Child Protective Services Investigations and Dispositions		
The following investigations data, which is not used for scoring but is considered significant to a provider's performance, is from Georgia SHINES and is not considered final or complete until the end of the fiscal year.		
Total Reports:	0	
Number Screened In:	0	
Number Screened Out:	0	
Number Substantiated:	0	
Number Unsubstantiated:	0	
Number Active CPS Investigations:	0	



**DHS, DFCS, Office of Provider Management**  
**Performance-Based Placement Measures**  
**RBWO Provider GA+SCORECARD - CCI**  
**Report Quarter: Q2 FY2016**



**Provider/Program Name: Greenbriar Children's Center - (688) - CCI**

**3709 Hopkins St., Savannah, GA 31405**

**Phone: 912-234-3431**

**Vendor ID# 35393**

**Quarterly Scores (Grades)**

**Q1: 80.54 (B-)**

**Q2: 80.78 (B-)**

**Q3: 79.45 (C+)**

**Q4: 84.23 (B)**

**Current Quarter Score (Grade)**

**80.78%**

**(B-)**

**Program Census Information:**

**# Children in Care During Quarter: 17**

**# Placements During Quarter: 17**

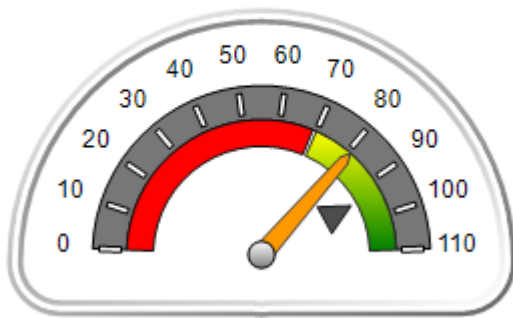
**# Children in Care On Last Day: 11**

**Quarterly Provider Comparisons to All CCIs**

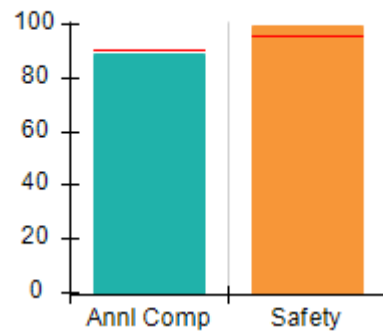
■■■■■■■■ indicates MalTx Threshold

▼ ————— indicates average for all CCIs

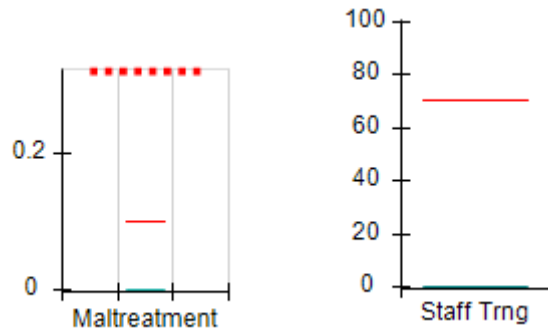
**Overall Score (%)**



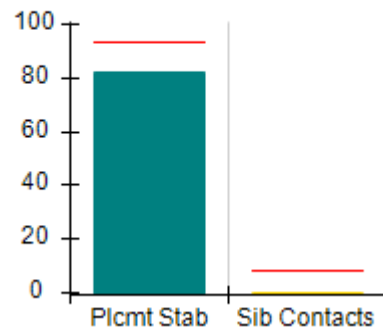
**OPM Monitoring Reviews (%)**



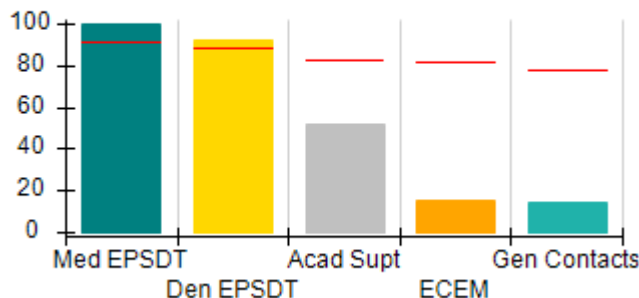
**Safety Outcomes (%)**



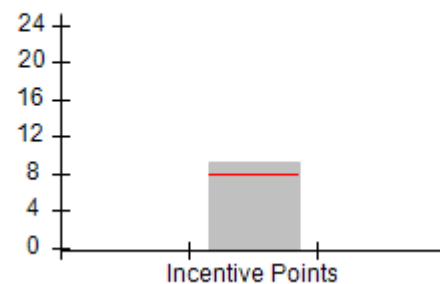
**Permanency Outcomes (%)**



**Well-Being Outcomes (%)**



**Incentives Earned (Points)**







**DHS, DFCS, Office of Provider Management**  
**Performance-Based Placement Measures**  
**RBWO Provider GA+SCORECARD - CCI**  
**Report Quarter: Q2 FY2016**



**Provider/Program Name: Greenbriar Children's Center - (688) - CCI**

<b>3709 Hopkins St., Savannah, GA 31405</b>		<b>Quarterly Scores (Grades)</b>		<b>Current Quarter Score (Grade)</b>
<b>Phone: 912-234-3431</b>		<b>Q1: 80.54 (B-)</b>	<b>Q2: 80.78 (B-)</b>	<b>80.78%</b>
<b>Vendor ID# 35393</b>		<b>Q3: 79.45 (C+)</b>	<b>Q4: 84.23 (B)</b>	<b>(B-)</b>
Program Census Information:		# Children in Care During Quarter: 17	# Placements During Quarter: 17	# Children in Care On Last Day: 11
	<b>Avg Performance All CCIs (%)</b>	<b>Provider Performance (%)*</b>	<b>Possible Points (Weight)</b>	<b>Provider Points Earned</b>
<b>OPM Monitoring Reviews</b>				
Annual Comprehensive Reviews	91%	89%	25	22.33
Safety Reviews	96%	100%	15	14.96
<b>Monitoring Sub-Total</b>			<b>40</b>	<b>37.29</b>
<b>CCI Safety Outcomes</b>				
Incidence of Maltreatment	0.10%	No Substantiated Reports	10	10.00
Staff Training	70%	0%	4	0.00
<b>Safety Sub-Total</b>			<b>14</b>	<b>10.00</b>
<b>CCI Permanency Outcomes</b>				
Placement Stability	94%	82%	15	12.30
Sibling Contacts	8%	0%	5	0.00
<b>Permanency Sub-Total</b>			<b>20</b>	<b>12.30</b>
<b>CCI Well-Being Outcomes</b>				
EPSDT Medical Visits	91%	100%	4	4.00
EPSDT Dental Visits	88%	92%	4	3.68
Academic Supports	83%	52%	4	2.08
Provider ECEM Visits	81%	16%	7	1.12
Provider General Contacts	77%	15%	7	1.05
<b>Well-Being Sub-Total</b>			<b>26</b>	<b>11.93</b>
*Performance calculation descriptions can be found in the FY 2016 RBWO PBP Measurements and Standards Guide.				

<b>Monitoring &amp; Outcomes: Possible Points = 100</b>		<b>Points Earned = 71.52</b>	
<b>Score Before Incentives Credit</b>		<b>71.52%</b>	
<b>Incentives Awarded</b>		<b>9.26 pts</b>	
<b>PBP Verification</b>		<b>N/A pts</b>	
<b>Total Score</b>		<b>80.78%</b>	

**Provider/Program Name: Greenbriar Children's Center - (688) - CCI**



**DHS, DFCS, Office of Provider Management**  
**Performance-Based Placement Measures**  
**RBWO Provider GA+SCORECARD - CCI**



**Report Quarter: Q2 FY2016**

Program Census Information:		# Children in Care During Quarter: 17	# Placements During Quarter: 17	# Children in Care On Last Day: 11
CCI Incentive Credits	Avg Performance All CCIs (Points)	Provider Performance (%)*	Possible Points (Weight)	Provider Points Earned
Early EPSDT Medical Visits		100%	2	2.00
Early EPSDT Dental Visits		60%	2	1.20
Permanency Contacts		0%	5	0.00
Additional Academic Supports		3%	2	0.06
Active Agency Accreditation		50%	4	2.00
Staff Clinical Licensure		0%	5	0.00
Behavior Management (threshold = 0)		100%	4	4.00
<b>Incentives Total</b>	<b>7.95</b>		<b>24</b>	<b>9.26</b>
Maximum total combined incentive credit allowed is 10 points.			<b>Incentives Awarded</b>	<b>9.26</b>
*Performance calculation descriptions can be found in the FY 2016 RBWO PBP Measurements and Standards Guide.				

Child Protective Services Investigations and Dispositions		
The following investigations data, which is not used for scoring but is considered significant to a provider's performance, is from Georgia SHINES and is not considered final or complete until the end of the fiscal year.		
Total Reports:	0	
Number Screened In:	0	
Number Screened Out:	0	
Number Substantiated:	0	
Number Unsubstantiated:	0	
Number Active CPS Investigations:	0	



**DHS, DFCS, Office of Provider Management**  
**Performance-Based Placement Measures**  
**RBWO Provider GA+SCORECARD - CCI**  
**Report Quarter: Q2 FY2016**



**Provider/Program Name: Guardian Home of Hope, Inc. - (5187) - CCI**

**4290 Valley Crest Drive, Columbus, GA 31907**

**Phone: 762-821-2303**

**Vendor ID# 121306**

**Quarterly Scores (Grades)**

**Q1: 102.27 (A+)**

**Q2: 98.94 (A+)**

**Q3: 93.70 (A-)**

**Q4: 81.40 (B-)**

**Current Quarter Score (Grade)**

**98.94%**

**(A+)**

**Program Census Information:**

**# Children in Care During Quarter: 7**

**# Placements During Quarter: 7**

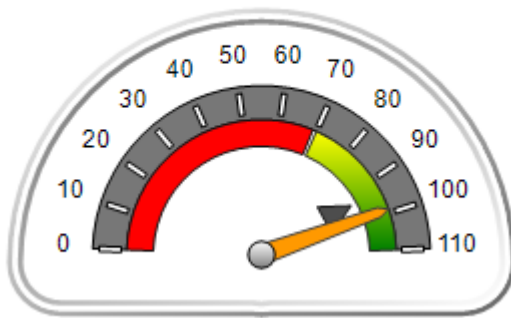
**# Children in Care On Last Day: 3**

**Quarterly Provider Comparisons to All CCIs**

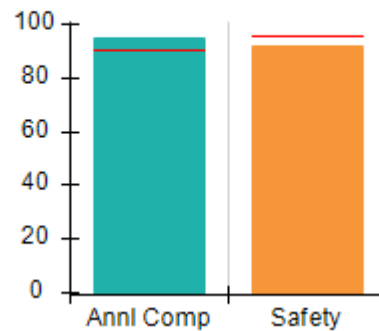
■■■■■■■■ indicates MalTx Threshold

▼ ————— indicates average for all CCIs

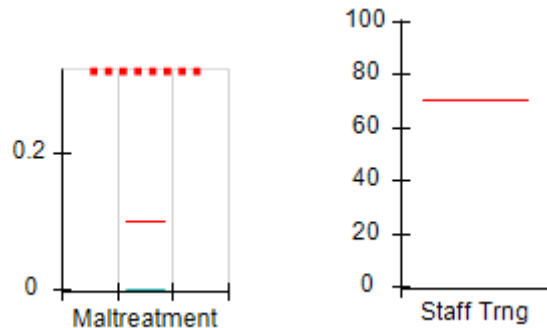
**Overall Score (%)**



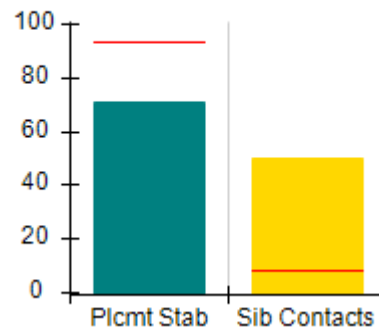
**OPM Monitoring Reviews (%)**



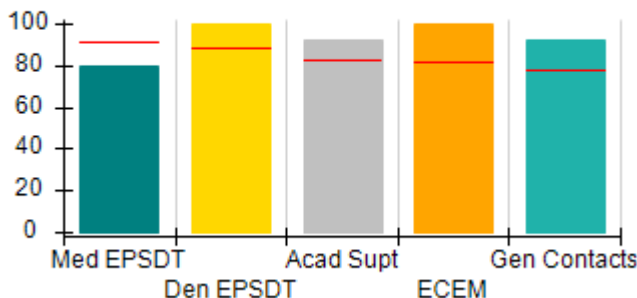
**Safety Outcomes (%)**



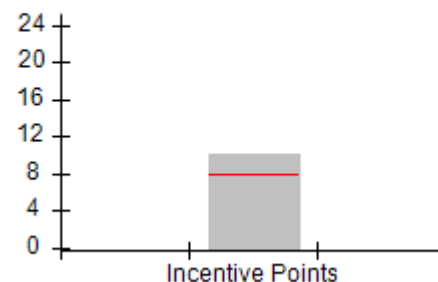
**Permanency Outcomes (%)**



**Well-Being Outcomes (%)**



**Incentives Earned (Points)**





**DHS, DFCS, Office of Provider Management**  
**Performance-Based Placement Measures**  
**RBWO Provider GA+SCORECARD - CCI**  
**Report Quarter: Q2 FY2016**



**Provider/Program Name: Guardian Home of Hope, Inc. - (5187) - CCI**

<b>4290 Valley Crest Drive, Columbus, GA 31907</b>  <b>Phone: 762-821-2303</b>  <b>Vendor ID# 121306</b>	<b>Quarterly Scores (Grades)</b>		<b>Current Quarter Score (Grade)</b>
	<b>Q1: 102.27 (A+)</b>	<b>Q2: 98.94 (A+)</b>	<b>98.94%</b>
	<b>Q3: 93.70 (A-)</b>	<b>Q4: 81.40 (B-)</b>	<b>(A+)</b>

Program Census Information:	# Children in Care During Quarter: 7	# Placements During Quarter: 7	# Children in Care On Last Day: 3
-----------------------------	--------------------------------------	--------------------------------	-----------------------------------

	<b>Avg Performance All CCIs (%)</b>	<b>Provider Performance (%)*</b>	<b>Possible Points (Weight)</b>	<b>Provider Points Earned</b>
--	-------------------------------------	----------------------------------	---------------------------------	-------------------------------

**OPM Monitoring Reviews**

Annual Comprehensive Reviews	91%	95%	25	23.67
Safety Reviews	96%	92%	15	13.80
<b>Monitoring Sub-Total</b>			<b>40</b>	<b>37.47</b>

**CCI Safety Outcomes**

Incidence of Maltreatment	0.10%	No Substantiated Reports	14	14.00
Staff Training	70%	Not Eligible		
<b>Safety Sub-Total</b>			<b>14</b>	<b>14.00</b>

**CCI Permanency Outcomes**

Placement Stability	94%	71%	15	10.65
Sibling Contacts	8%	50%	5	2.50
<b>Permanency Sub-Total</b>			<b>20</b>	<b>13.15</b>

**CCI Well-Being Outcomes**

EPSDT Medical Visits	91%	80%	4	3.20
EPSDT Dental Visits	88%	100%	4	4.00
Academic Supports	83%	92%	4	3.68
Provider ECEM Visits	81%	100%	7	7.00
Provider General Contacts	77%	92%	7	6.44
<b>Well-Being Sub-Total</b>			<b>26</b>	<b>24.32</b>

\*Performance calculation descriptions can be found in the FY 2016 RBWO PBP Measurements and Standards Guide.

<b>Monitoring &amp; Outcomes: Possible Points = 100</b>		<b>Points Earned = 88.94</b>	
<b>Score Before Incentives Credit</b>		<b>88.94%</b>	
<b>Incentives Awarded</b>		<b>10.00 pts</b>	
<b>PBP Verification</b>		<b>N/A pts</b>	
<b>Total Score</b>		<b>98.94%</b>	

**Provider/Program Name: Guardian Home of Hope, Inc. - (5187) - CCI**



**DHS, DFCS, Office of Provider Management**  
**Performance-Based Placement Measures**  
**RBWO Provider GA+SCORECARD - CCI**



**Report Quarter: Q2 FY2016**

Program Census Information:		# Children in Care During Quarter: 7	# Placements During Quarter: 7	# Children in Care On Last Day: 3
CCI Incentive Credits	Avg Performance All CCIs (Points)	Provider Performance (%)*	Possible Points (Weight)	Provider Points Earned
Early EPSDT Medical Visits		75%	2	1.50
Early EPSDT Dental Visits		100%	2	2.00
Permanency Contacts		50%	5	2.50
Additional Academic Supports		0%	2	0.00
Active Agency Accreditation		0%	4	0.00
Staff Clinical Licensure		0%	5	0.00
Behavior Management (threshold = 0)		100%	4	4.00
<b>Incentives Total</b>	<b>7.95</b>		<b>24</b>	<b>10.00</b>
Maximum total combined incentive credit allowed is 10 points.			<b>Incentives Awarded</b>	<b>10.00</b>
*Performance calculation descriptions can be found in the FY 2016 RBWO PBP Measurements and Standards Guide.				

Child Protective Services Investigations and Dispositions		
The following investigations data, which is not used for scoring but is considered significant to a provider's performance, is from Georgia SHINES and is not considered final or complete until the end of the fiscal year.		
Total Reports:	2	
Number Screened In:	0	
Number Screened Out:	2	
Number Substantiated:	0	
Number Unsubstantiated:	0	
Number Active CPS Investigations:	0	



**DHS, DFCS, Office of Provider Management**  
**Performance-Based Placement Measures**  
**RBWO Provider GA+SCORECARD - CCI**



**Report Quarter: Q2 FY2016**

**Provider/Program Name: Gwinnett Children's Shelter - Boy's Program (690) - CCI**

**3850 Tuggle Rd., Buford, GA 30519**

**Phone: 678-546-8770**

**Vendor ID# 35398**

**Quarterly Scores (Grades)**

**Q1: 56.78 (F)**

**Q2: 56.78 (F)**

**Q3: 56.78 (F)**

**Q4: 56.78 (F)**

**Current Quarter Score (Grade)**

**56.78%**

**(F)**

**Program Census Information:**

**# Children in Care During Quarter: 9**

**# Placements During Quarter: 9**

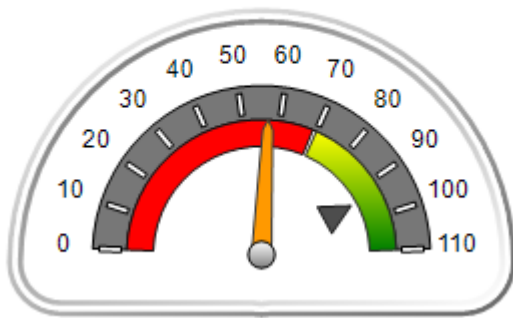
**# Children in Care On Last Day: 9**

**Quarterly Provider Comparisons to All CCIs**

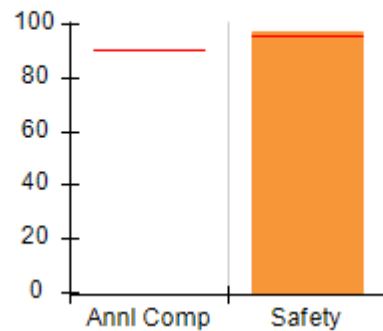
■■■■■■■■ indicates MalTx Threshold

▼ ————— indicates average for all CCIs

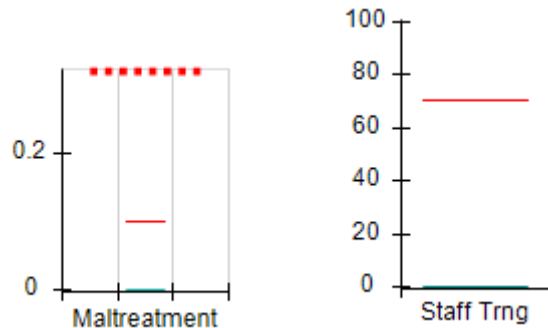
**Overall Score (%)**



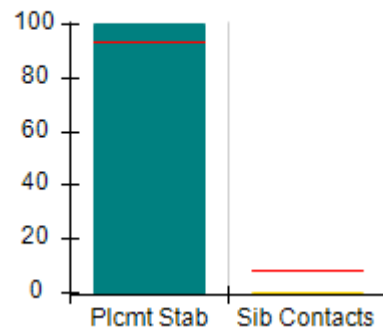
**OPM Monitoring Reviews (%)**



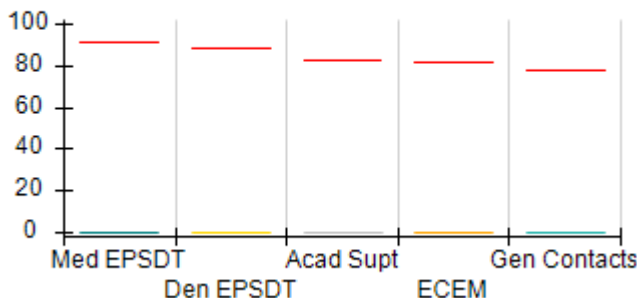
**Safety Outcomes (%)**



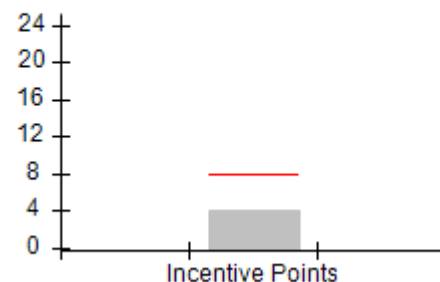
**Permanency Outcomes (%)**



**Well-Being Outcomes (%)**



**Incentives Earned (Points)**





**DHS, DFCS, Office of Provider Management**  
**Performance-Based Placement Measures**  
**RBWO Provider GA+SCORECARD - CCI**  
**Report Quarter: Q2 FY2016**



**Provider/Program Name: Gwinnett Children's Shelter - Boy's Program (690) - CCI**

<b>3850 Tuggle Rd., Buford, GA 30519</b>  <b>Phone: 678-546-8770</b>  <b>Vendor ID# 35398</b>	<b>Quarterly Scores (Grades)</b>		<b>Current Quarter Score (Grade)</b>
	<b>Q1: 56.78 (F)</b>	<b>Q2: 56.78 (F)</b>	<b>56.78%</b>
	<b>Q3: 56.78 (F)</b>	<b>Q4: 56.78 (F)</b>	<b>(F)</b>

Program Census Information:	# Children in Care During Quarter: 9	# Placements During Quarter: 9	# Children in Care On Last Day: 9
-----------------------------	--------------------------------------	--------------------------------	-----------------------------------

	<b>Avg Performance All CCIs (%)</b>	<b>Provider Performance (%)*</b>	<b>Possible Points (Weight)</b>	<b>Provider Points Earned</b>
--	-------------------------------------	----------------------------------	---------------------------------	-------------------------------

**OPM Monitoring Reviews**

Annual Comprehensive Reviews	91%	Not Yet Conducted		
Safety Reviews	96%	97%	15	14.59
<b>Monitoring Sub-Total</b>			<b>15</b>	<b>14.59</b>

**CCI Safety Outcomes**

Incidence of Maltreatment	0.10%	No Substantiated Reports	10	10.00
Staff Training	70%	0%	4	0.00
<b>Safety Sub-Total</b>			<b>14</b>	<b>10.00</b>

**CCI Permanency Outcomes**

Placement Stability	94%	100%	15	15.00
Sibling Contacts	8%	0%	5	0.00
<b>Permanency Sub-Total</b>			<b>20</b>	<b>15.00</b>

**CCI Well-Being Outcomes**

EPSDT Medical Visits	91%	0%	4	0.00
EPSDT Dental Visits	88%	0%	4	0.00
Academic Supports	83%	0%	4	0.00
Provider ECEM Visits	81%	0%	7	0.00
Provider General Contacts	77%	0%	7	0.00
<b>Well-Being Sub-Total</b>			<b>26</b>	<b>0.00</b>

\*Performance calculation descriptions can be found in the FY 2016 RBWO PBP Measurements and Standards Guide.

<b>Monitoring &amp; Outcomes: Possible Points = 75</b>		<b>Points Earned = 39.59</b>	
<b>Score Before Incentives Credit</b>			<b>52.78%</b>
<b>Incentives Awarded</b>			<b>4.00 pts</b>
<b>PBP Verification</b>			<b>N/A pts</b>
<b>Total Score</b>			<b>56.78%</b>

**Provider/Program Name: Gwinnett Children's Shelter - Boy's Program (690) - CCI**



**DHS, DFCS, Office of Provider Management**  
**Performance-Based Placement Measures**  
**RBWO Provider GA+SCORECARD - CCI**



**Report Quarter: Q2 FY2016**

Program Census Information:		# Children in Care During Quarter: 9	# Placements During Quarter: 9	# Children in Care On Last Day: 9
CCI Incentive Credits	Avg Performance All CCIs (Points)	Provider Performance (%)*	Possible Points (Weight)	Provider Points Earned
Early EPSDT Medical Visits		0%	2	0.00
Early EPSDT Dental Visits		0%	2	0.00
Permanency Contacts		0%	5	0.00
Additional Academic Supports		0%	2	0.00
Active Agency Accreditation		0%	4	0.00
Staff Clinical Licensure		0%	5	0.00
Behavior Management (threshold = 0)		100%	4	4.00
<b>Incentives Total</b>	<b>7.95</b>		<b>24</b>	<b>4.00</b>
Maximum total combined incentive credit allowed is 10 points.			<b>Incentives Awarded</b>	<b>4.00</b>

\*Performance calculation descriptions can be found in the FY 2016 RBWO PBP Measurements and Standards Guide.

Child Protective Services Investigations and Dispositions		
The following investigations data, which is not used for scoring but is considered significant to a provider's performance, is from Georgia SHINES and is not considered final or complete until the end of the fiscal year.		
Total Reports:	0	
Number Screened In:	0	
Number Screened Out:	0	
Number Substantiated:	0	
Number Unsubstantiated:	0	
Number Active CPS Investigations:	0	





**DHS, DFCS, Office of Provider Management**  
**Performance-Based Placement Measures**  
**RBWO Provider GA+SCORECARD - CCI**  
**Report Quarter: Q2 FY2016**



**Provider/Program Name: HARP Foundation, Inc. - Vidalia Campus (693) - CCI**

701 Vann St., Vidalia, GA 30474

Phone: 912-423-9090

Vendor ID# 35405

**Quarterly Scores (Grades)**

Q1: 72.85 (C-)

Q2: 75.38 (C)

Q3: 81.26 (B-)

Q4: 89.16 (B+)

**Current Quarter Score (Grade)**

**75.38%**

**(C)**

Program Census Information:

# Children in Care During Quarter: 4

# Placements During Quarter: 4

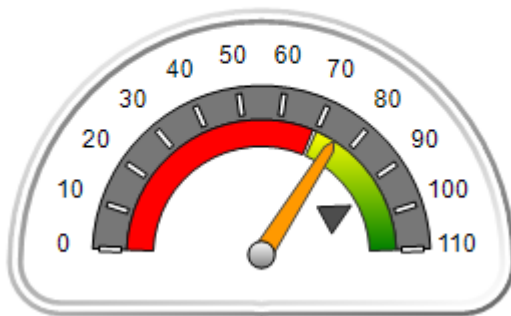
# Children in Care On Last Day: 3

**Quarterly Provider Comparisons to All CCIs**

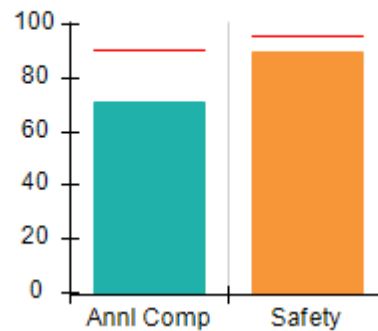
■■■■■■■■ indicates MalTx Threshold

▼ ————— indicates average for all CCIs

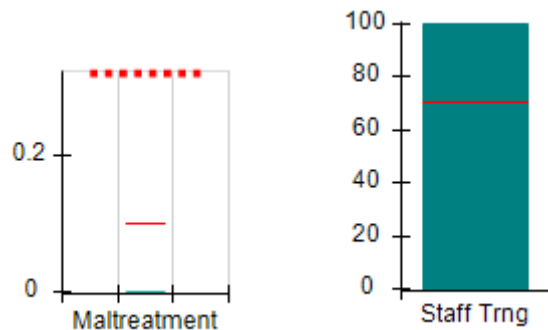
**Overall Score (%)**



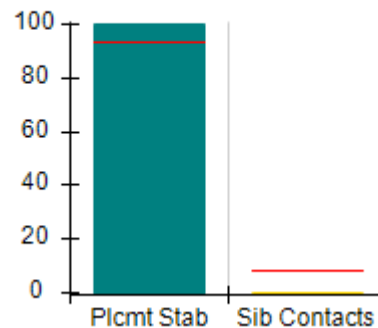
**OPM Monitoring Reviews (%)**



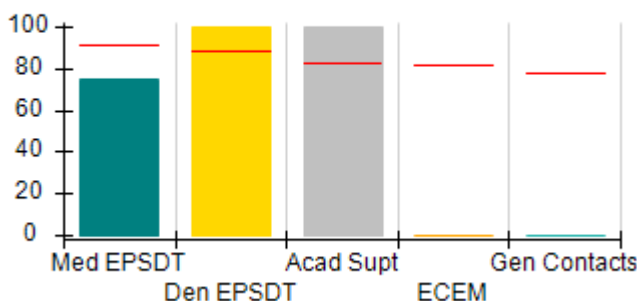
**Safety Outcomes (%)**



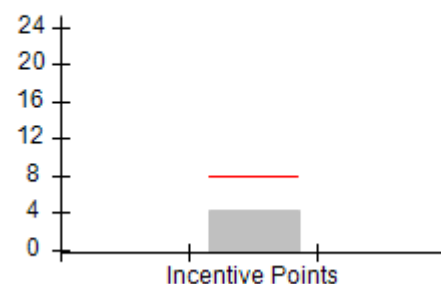
**Permanency Outcomes (%)**



**Well-Being Outcomes (%)**



**Incentives Earned (Points)**





**DHS, DFCS, Office of Provider Management**  
**Performance-Based Placement Measures**  
**RBWO Provider GA+SCORECARD - CCI**  
**Report Quarter: Q2 FY2016**



**Provider/Program Name: HARP Foundation, Inc. - Vidalia Campus (693) - CCI**

<b>701 Vann St., Vidalia, GA 30474</b>  <b>Phone: 912-423-9090</b>  <b>Vendor ID# 35405</b>	<b>Quarterly Scores (Grades)</b>		<b>Current Quarter Score (Grade)</b>
	<b>Q1: 72.85 (C-)</b>	<b>Q2: 75.38 (C)</b>	<b>75.38%</b>
	<b>Q3: 81.26 (B-)</b>	<b>Q4: 89.16 (B+)</b>	<b>(C)</b>

Program Census Information:	# Children in Care During Quarter: 4	# Placements During Quarter: 4	# Children in Care On Last Day: 3
-----------------------------	--------------------------------------	--------------------------------	-----------------------------------

	<b>Avg Performance All CCIs (%)</b>	<b>Provider Performance (%)*</b>	<b>Possible Points (Weight)</b>	<b>Provider Points Earned</b>
--	-------------------------------------	----------------------------------	---------------------------------	-------------------------------

**OPM Monitoring Reviews**

Annual Comprehensive Reviews	91%	71%	25	17.75
Safety Reviews	96%	90%	15	13.45
<b>Monitoring Sub-Total</b>			<b>40</b>	<b>31.20</b>

**CCI Safety Outcomes**

Incidence of Maltreatment	0.10%	No Substantiated Reports	10	10.00
Staff Training	70%	100%	4	4.00
<b>Safety Sub-Total</b>			<b>14</b>	<b>14.00</b>

**CCI Permanency Outcomes**

Placement Stability	94%	100%	15	15.00
Sibling Contacts	8%	0%	5	0.00
<b>Permanency Sub-Total</b>			<b>20</b>	<b>15.00</b>

**CCI Well-Being Outcomes**

EPSDT Medical Visits	91%	75%	4	3.00
EPSDT Dental Visits	88%	100%	4	4.00
Academic Supports	83%	100%	4	4.00
Provider ECEM Visits	81%	0%	7	0.00
Provider General Contacts	77%	0%	7	0.00
<b>Well-Being Sub-Total</b>			<b>26</b>	<b>11.00</b>

\*Performance calculation descriptions can be found in the FY 2016 RBWO PBP Measurements and Standards Guide.

<b>Monitoring &amp; Outcomes: Possible Points = 100</b>		<b>Points Earned = 71.20</b>	
<b>Score Before Incentives Credit</b>		<b>71.20%</b>	
<b>Incentives Awarded</b>		<b>4.18 pts</b>	
<b>PBP Verification</b>		<b>N/A pts</b>	
<b>Total Score</b>		<b>75.38%</b>	

**Provider/Program Name: HARP Foundation, Inc. - Vidalia Campus (693) - CCI**



**DHS, DFCS, Office of Provider Management**  
**Performance-Based Placement Measures**  
**RBWO Provider GA+SCORECARD - CCI**



**Report Quarter: Q2 FY2016**

Program Census Information:		# Children in Care During Quarter: 4	# Placements During Quarter: 4	# Children in Care On Last Day: 3
CCI Incentive Credits	Avg Performance All CCIs (Points)	Provider Performance (%)*	Possible Points (Weight)	Provider Points Earned
Early EPSDT Medical Visits		0%	2	0.00
Early EPSDT Dental Visits		0%	2	0.00
Permanency Contacts		None Planned	5	
Additional Academic Supports		9%	2	0.18
Active Agency Accreditation		0%	4	0.00
Staff Clinical Licensure		0%	5	0.00
Behavior Management (threshold = 0)		100%	4	4.00
<b>Incentives Total</b>	<b>7.95</b>		<b>24</b>	<b>4.18</b>
Maximum total combined incentive credit allowed is 10 points.			<b>Incentives Awarded</b>	<b>4.18</b>

\*Performance calculation descriptions can be found in the FY 2016 RBWO PBP Measurements and Standards Guide.

Child Protective Services Investigations and Dispositions		
The following investigations data, which is not used for scoring but is considered significant to a provider's performance, is from Georgia SHINES and is not considered final or complete until the end of the fiscal year.		
Total Reports:	0	
Number Screened In:	0	
Number Screened Out:	0	
Number Substantiated:	0	
Number Unsubstantiated:	0	
Number Active CPS Investigations:	0	



**DHS, DFCS, Office of Provider Management**  
**Performance-Based Placement Measures**  
**RBWO Provider GA+SCORECARD - CCI**



**Report Quarter: Q2 FY2016**

**Provider/Program Name: Hephzibah Children's Home - Basic Residential 101-106 (695) - CCI**

**6601 Zebulon Rd., Macon, GA 31220**

**Phone: 478-477-3383**

**Vendor ID# 35414**

**Quarterly Scores (Grades)**

**Current Quarter Score (Grade)**

**Q1: 88.71 (B+)**

**Q2: 80.87 (B-)**

**80.87%**

**Q3: 82.56 (B-)**

**Q4: 87.93 (B+)**

**(B-)**

**Program Census Information:**

# Children in Care During  
Quarter: 24

# Placements During  
Quarter: 24

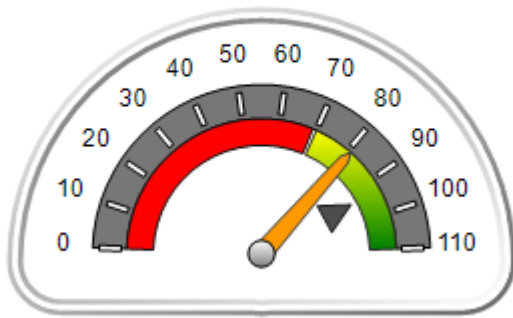
# Children in Care On Last  
Day: 13

**Quarterly Provider Comparisons to All CCIs**

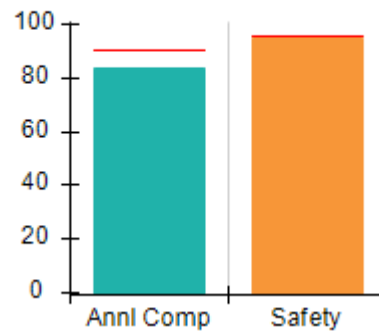
■■■■■■■■ indicates MalTx Threshold

▼ ————— indicates average for all CCIs

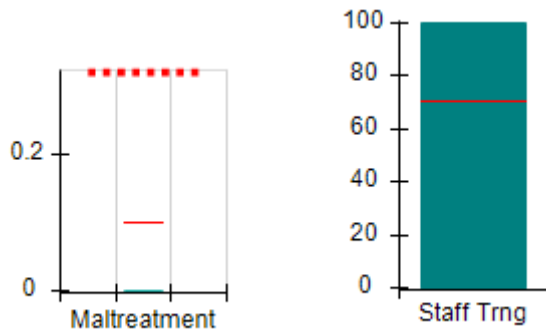
**Overall Score (%)**



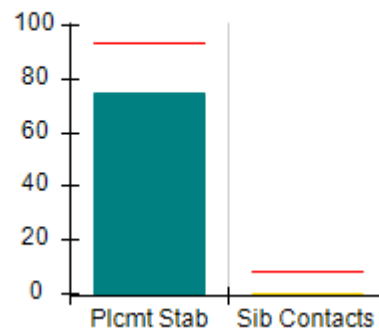
**OPM Monitoring Reviews (%)**



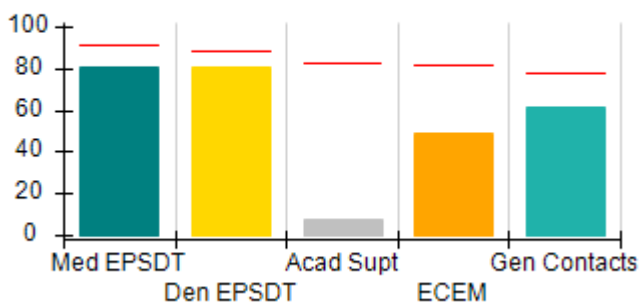
**Safety Outcomes (%)**



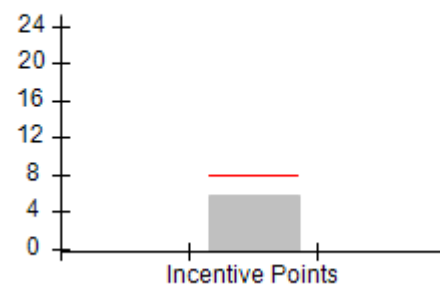
**Permanency Outcomes (%)**



**Well-Being Outcomes (%)**



**Incentives Earned (Points)**





**DHS, DFCS, Office of Provider Management**  
**Performance-Based Placement Measures**  
**RBWO Provider GA+SCORECARD - CCI**



**Report Quarter: Q2 FY2016**

**Provider/Program Name: Hephzibah Children's Home - Basic Residential 101-106 (695) - CCI**

<b>6601 Zebulon Rd., Macon, GA 31220</b>  <b>Phone: 478-477-3383</b>  <b>Vendor ID# 35414</b>	<b>Quarterly Scores (Grades)</b>		<b>Current Quarter Score (Grade)</b>
	<b>Q1: 88.71 (B+)</b>	<b>Q2: 80.87 (B-)</b>	<b>80.87%</b>
	<b>Q3: 82.56 (B-)</b>	<b>Q4: 87.93 (B+)</b>	<b>(B-)</b>

Program Census Information:	# Children in Care During Quarter: 24	# Placements During Quarter: 24	# Children in Care On Last Day: 13
-----------------------------	---------------------------------------	---------------------------------	------------------------------------

	<b>Avg Performance All CCIs (%)</b>	<b>Provider Performance (%)*</b>	<b>Possible Points (Weight)</b>	<b>Provider Points Earned</b>
--	-------------------------------------	----------------------------------	---------------------------------	-------------------------------

**OPM Monitoring Reviews**

Annual Comprehensive Reviews	91%	84%	25	20.98
Safety Reviews	96%	95%	15	14.29
<b>Monitoring Sub-Total</b>			<b>40</b>	<b>35.27</b>

**CCI Safety Outcomes**

Incidence of Maltreatment	0.10%	No Substantiated Reports	10	10.00
Staff Training	70%	100%	4	4.00
<b>Safety Sub-Total</b>			<b>14</b>	<b>14.00</b>

**CCI Permanency Outcomes**

Placement Stability	94%	75%	15	11.25
Sibling Contacts	8%	0%	5	0.00
<b>Permanency Sub-Total</b>			<b>20</b>	<b>11.25</b>

**CCI Well-Being Outcomes**

EPSDT Medical Visits	91%	81%	4	3.24
EPSDT Dental Visits	88%	81%	4	3.24
Academic Supports	83%	8%	4	0.32
Provider ECEM Visits	81%	49%	7	3.43
Provider General Contacts	77%	61%	7	4.27
<b>Well-Being Sub-Total</b>			<b>26</b>	<b>14.50</b>

\*Performance calculation descriptions can be found in the FY 2016 RBWO PBP Measurements and Standards Guide.

<b>Monitoring &amp; Outcomes: Possible Points = 100</b>		<b>Points Earned = 75.02</b>	
<b>Score Before Incentives Credit</b>		<b>75.02%</b>	
<b>Incentives Awarded</b>		<b>5.85 pts</b>	
<b>PBP Verification</b>		<b>N/A pts</b>	
<b>Total Score</b>		<b>80.87%</b>	

**Provider/Program Name: Hephzibah Children's Home - Basic Residential 101-106 (695) - CCI**



**DHS, DFCS, Office of Provider Management**  
**Performance-Based Placement Measures**  
**RBWO Provider GA+SCORECARD - CCI**



**Report Quarter: Q2 FY2016**

Program Census Information:		# Children in Care During Quarter: 24	# Placements During Quarter: 24	# Children in Care On Last Day: 13
CCI Incentive Credits	Avg Performance All CCIs (Points)	Provider Performance (%)*	Possible Points (Weight)	Provider Points Earned
Early EPSDT Medical Visits		40%	2	0.80
Early EPSDT Dental Visits		40%	2	0.80
Permanency Contacts		5%	5	0.25
Additional Academic Supports		0%	2	0.00
Active Agency Accreditation		0%	4	0.00
Staff Clinical Licensure		0%	5	0.00
Behavior Management (threshold = 0)		100%	4	4.00
<b>Incentives Total</b>	<b>7.95</b>		<b>24</b>	<b>5.85</b>
Maximum total combined incentive credit allowed is 10 points.			<b>Incentives Awarded</b>	<b>5.85</b>
*Performance calculation descriptions can be found in the FY 2016 RBWO PBP Measurements and Standards Guide.				

Child Protective Services Investigations and Dispositions		
The following investigations data, which is not used for scoring but is considered significant to a provider's performance, is from Georgia SHINES and is not considered final or complete until the end of the fiscal year.		
Total Reports:	0	
Number Screened In:	0	
Number Screened Out:	0	
Number Substantiated:	0	
Number Unsubstantiated:	0	
Number Active CPS Investigations:	0	



**DHS, DFCS, Office of Provider Management**  
**Performance-Based Placement Measures**  
**RBWO Provider GA+SCORECARD - CCI**



**Report Quarter: Q2 FY2016**

**Provider/Program Name: Hephzibah Children's Home - Second Chance Home (4625) - CCI**

**6601 Zebulon Rd., Macon, GA 31220**

**Phone: 478-477-3383**

**Vendor ID# 83339**

**Quarterly Scores (Grades)**

**Current Quarter Score (Grade)**

**Q1: 84.76 (B)**

**Q2: 83.31 (B-)**

**83.31%**

**Q3: 78.49 (C+)**

**Q4: 89.09 (B+)**

**(B-)**

**Program Census Information:**

# Children in Care During  
Quarter: 30

# Placements During  
Quarter: 30

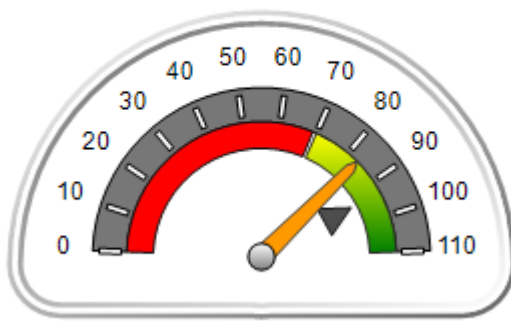
# Children in Care On Last  
Day: 15

**Quarterly Provider Comparisons to All CCIs**

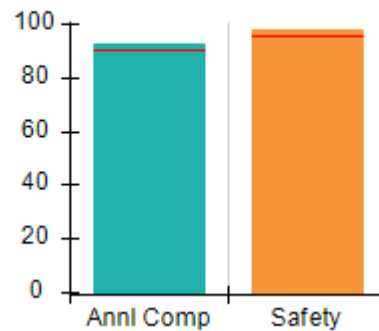
■■■■■■■■ indicates MalTx Threshold

▼ ————— indicates average for all CCIs

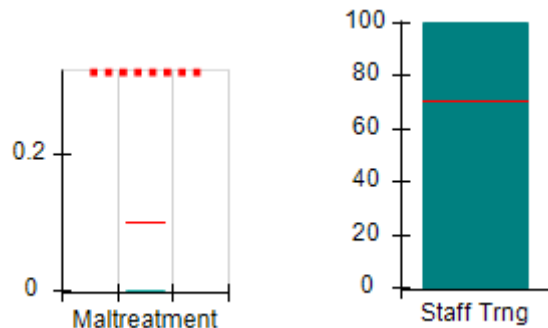
**Overall Score (%)**



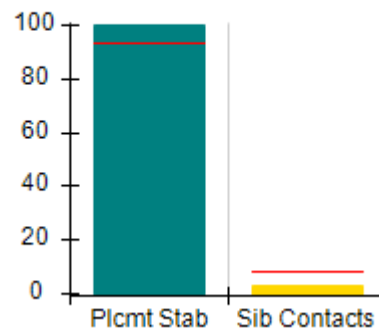
**OPM Monitoring Reviews (%)**



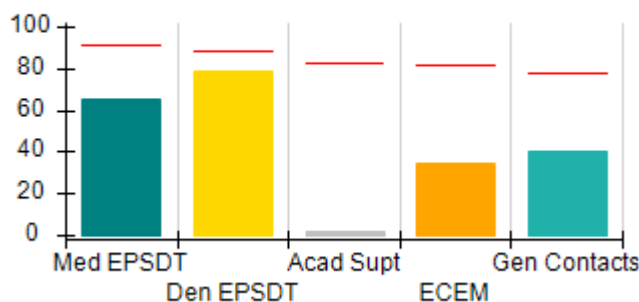
**Safety Outcomes (%)**



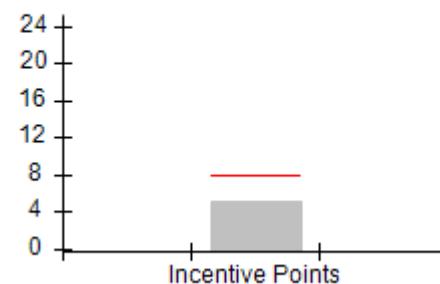
**Permanency Outcomes (%)**



**Well-Being Outcomes (%)**



**Incentives Earned (Points)**





**DHS, DFCS, Office of Provider Management**  
**Performance-Based Placement Measures**  
**RBWO Provider GA+SCORECARD - CCI**



**Report Quarter: Q2 FY2016**

**Provider/Program Name: Hephzibah Children's Home - Second Chance Home (4625) - CCI**

<b>6601 Zebulon Rd., Macon, GA 31220</b>  <b>Phone: 478-477-3383</b>  <b>Vendor ID# 83339</b>	<b>Quarterly Scores (Grades)</b>		<b>Current Quarter Score (Grade)</b>
	<b>Q1: 84.76 (B)</b>	<b>Q2: 83.31 (B-)</b>	<b>83.31%</b>
	<b>Q3: 78.49 (C+)</b>	<b>Q4: 89.09 (B+)</b>	<b>(B-)</b>

Program Census Information:	# Children in Care During Quarter: 30	# Placements During Quarter: 30	# Children in Care On Last Day: 15
-----------------------------	---------------------------------------	---------------------------------	------------------------------------

	<b>Avg Performance All CCIs (%)</b>	<b>Provider Performance (%)*</b>	<b>Possible Points (Weight)</b>	<b>Provider Points Earned</b>
--	-------------------------------------	----------------------------------	---------------------------------	-------------------------------

**OPM Monitoring Reviews**

Annual Comprehensive Reviews	91%	93%	25	23.13
Safety Reviews	96%	98%	15	14.74
<b>Monitoring Sub-Total</b>			<b>40</b>	<b>37.87</b>

**CCI Safety Outcomes**

Incidence of Maltreatment	0.10%	No Substantiated Reports	10	10.00
Staff Training	70%	100%	4	4.00
<b>Safety Sub-Total</b>			<b>14</b>	<b>14.00</b>

**CCI Permanency Outcomes**

Placement Stability	94%	100%	15	15.00
Sibling Contacts	8%	3%	5	0.15
<b>Permanency Sub-Total</b>			<b>20</b>	<b>15.15</b>

**CCI Well-Being Outcomes**

EPSDT Medical Visits	91%	65%	4	2.60
EPSDT Dental Visits	88%	79%	4	3.16
Academic Supports	83%	2%	4	0.08
Provider ECEM Visits	81%	35%	7	2.45
Provider General Contacts	77%	40%	7	2.80
<b>Well-Being Sub-Total</b>			<b>26</b>	<b>11.09</b>

\*Performance calculation descriptions can be found in the FY 2016 RBWO PBP Measurements and Standards Guide.

<b>Monitoring &amp; Outcomes: Possible Points = 100</b>		<b>Points Earned = 78.11</b>	
<b>Score Before Incentives Credit</b>		<b>78.11%</b>	
<b>Incentives Awarded</b>		<b>5.20 pts</b>	
<b>PBP Verification</b>		<b>N/A pts</b>	
<b>Total Score</b>		<b>83.31%</b>	

**Provider/Program Name: Hephzibah Children's Home - Second Chance Home (4625) - CCI**





**DHS, DFCS, Office of Provider Management**  
**Performance-Based Placement Measures**  
**RBWO Provider GA+SCORECARD - CCI**



**Report Quarter: Q2 FY2016**

Program Census Information:		# Children in Care During Quarter: 30	# Placements During Quarter: 30	# Children in Care On Last Day: 15
CCI Incentive Credits	Avg Performance All CCIs (Points)	Provider Performance (%)*	Possible Points (Weight)	Provider Points Earned
Early EPSDT Medical Visits		20%	2	0.40
Early EPSDT Dental Visits		40%	2	0.80
Permanency Contacts		0%	5	0.00
Additional Academic Supports		0%	2	0.00
Active Agency Accreditation		0%	4	0.00
Staff Clinical Licensure		0%	5	0.00
Behavior Management (threshold = 0)		100%	4	4.00
<b>Incentives Total</b>	<b>7.95</b>		<b>24</b>	<b>5.20</b>
Maximum total combined incentive credit allowed is 10 points.			<b>Incentives Awarded</b>	<b>5.20</b>

\*Performance calculation descriptions can be found in the FY 2016 RBWO PBP Measurements and Standards Guide.

Child Protective Services Investigations and Dispositions		
The following investigations data, which is not used for scoring but is considered significant to a provider's performance, is from Georgia SHINES and is not considered final or complete until the end of the fiscal year.		
Total Reports:	0	
Number Screened In:	0	
Number Screened Out:	0	
Number Substantiated:	0	
Number Unsubstantiated:	0	
Number Active CPS Investigations:	0	



**DHS, DFCS, Office of Provider Management**  
**Performance-Based Placement Measures**  
**RBWO Provider GA+SCORECARD - CCI**  
**Report Quarter: Q2 FY2016**



**Provider/Program Name: House of Dawn - Second Chance Home (918) - CCI**

**298 South Main Street , Jonesboro, GA 30236**

**Phone: 770 477-2385**

**Vendor ID# 35422**

**Quarterly Scores (Grades)**

**Q1: 101.57 (A+)**

**Q2: 102.80 (A+)**

**Q3: 107.96 (A+)**

**Q4: 100.86 (A+)**

**Current Quarter Score (Grade)**

**102.80%**

**(A+)**

**Program Census Information:**

**# Children in Care During Quarter: 5**

**# Placements During Quarter: 5**

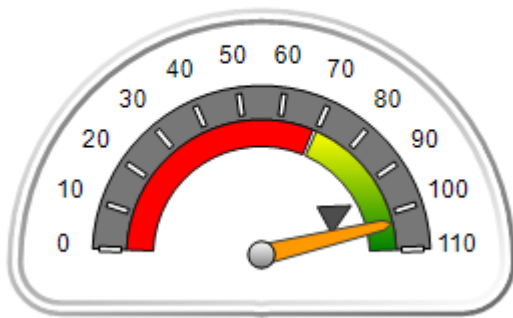
**# Children in Care On Last Day: 1**

**Quarterly Provider Comparisons to All CCIs**

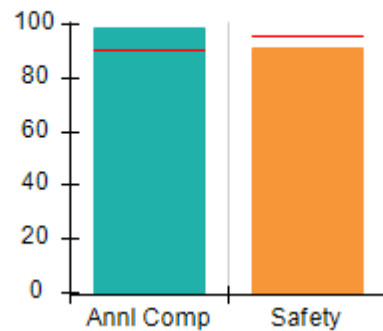
■■■■■■■■ indicates MalTx Threshold

▼ ————— indicates average for all CCIs

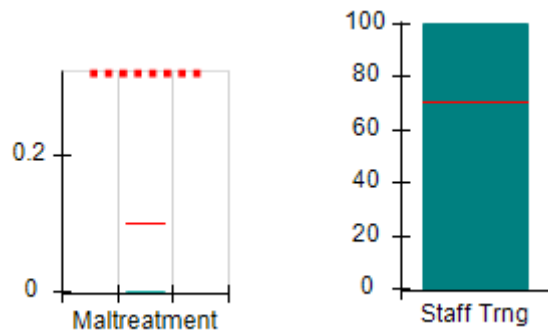
**Overall Score (%)**



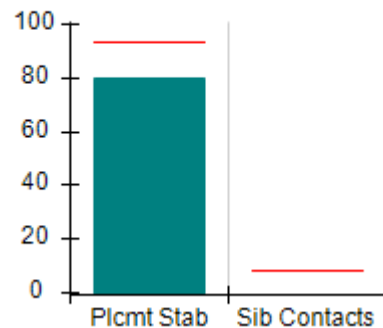
**OPM Monitoring Reviews (%)**



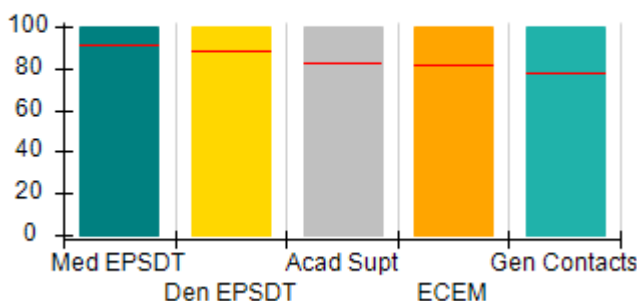
**Safety Outcomes (%)**



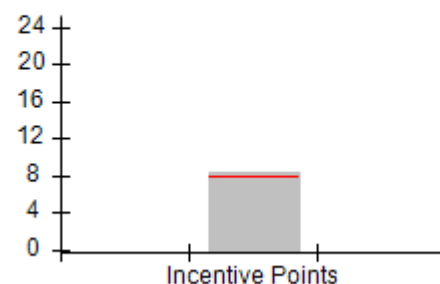
**Permanency Outcomes (%)**



**Well-Being Outcomes (%)**



**Incentives Earned (Points)**





**DHS, DFCS, Office of Provider Management**  
**Performance-Based Placement Measures**  
**RBWO Provider GA+SCORECARD - CCI**  
**Report Quarter: Q2 FY2016**



Provider/Program Name: House of Dawn - Second Chance Home (918) - CCI				
298 South Main Street , Jonesboro, GA 30236 Phone: 770 477-2385 Vendor ID# 35422		Quarterly Scores (Grades)		Current Quarter Score (Grade)
		Q1: 101.57 (A+)	Q2: 102.80 (A+)	<b>102.80%</b> <b>(A+)</b>
		Q3: 107.96 (A+)	Q4: 100.86 (A+)	
Program Census Information:		# Children in Care During Quarter: 5	# Placements During Quarter: 5	# Children in Care On Last Day: 1
	Avg Performance All CCIs (%)	Provider Performance (%)*	Possible Points (Weight)	Provider Points Earned
<b>OPM Monitoring Reviews</b>				
Annual Comprehensive Reviews	91%	99%	25	24.74
Safety Reviews	96%	92%	15	13.73
<b>Monitoring Sub-Total</b>			<b>40</b>	<b>38.46</b>
<b>CCI Safety Outcomes</b>				
Incidence of Maltreatment	0.10%	No Substantiated Reports	10	10.00
Staff Training	70%	100%	4	4.00
<b>Safety Sub-Total</b>			<b>14</b>	<b>14.00</b>
<b>CCI Permanency Outcomes</b>				
Placement Stability	94%	80%	20	16.00
Sibling Contacts	8%	None Planned		
<b>Permanency Sub-Total</b>			<b>20</b>	<b>16.00</b>
<b>CCI Well-Being Outcomes</b>				
EPSDT Medical Visits	91%	100%	4	4.00
EPSDT Dental Visits	88%	100%	4	4.00
Academic Supports	83%	100%	4	4.00
Provider ECEM Visits	81%	100%	7	7.00
Provider General Contacts	77%	100%	7	7.00
<b>Well-Being Sub-Total</b>			<b>26</b>	<b>26.00</b>
*Performance calculation descriptions can be found in the FY 2016 RBWO PBP Measurements and Standards Guide.				

<b>Monitoring &amp; Outcomes: Possible Points = 100</b>	<b>Points Earned = 94.46</b>
<b>Score Before Incentives Credit</b>	<b>94.46%</b>
<b>Incentives Awarded</b>	<b>8.34 pts</b>
<b>PBP Verification</b>	<b>N/A pts</b>
<b>Total Score</b>	<b>102.80%</b>

<b>Provider/Program Name: House of Dawn - Second Chance Home (918) - CCI</b>
--



**DHS, DFCS, Office of Provider Management**  
**Performance-Based Placement Measures**  
**RBWO Provider GA+SCORECARD - CCI**



**Report Quarter: Q2 FY2016**

Program Census Information:		# Children in Care During Quarter: 5	# Placements During Quarter: 5	# Children in Care On Last Day: 1
CCI Incentive Credits	Avg Performance All CCIs (Points)	Provider Performance (%)*	Possible Points (Weight)	Provider Points Earned
Early EPSDT Medical Visits		100%	2	2.00
Early EPSDT Dental Visits		100%	2	2.00
Permanency Contacts		None Planned	5	
Additional Academic Supports		17%	2	0.34
Active Agency Accreditation		0%	4	0.00
Staff Clinical Licensure		0%	5	0.00
Behavior Management (threshold = 0)		100%	4	4.00
<b>Incentives Total</b>	<b>7.95</b>		<b>24</b>	<b>8.34</b>
Maximum total combined incentive credit allowed is 10 points.			<b>Incentives Awarded</b>	<b>8.34</b>

\*Performance calculation descriptions can be found in the FY 2016 RBWO PBP Measurements and Standards Guide.

Child Protective Services Investigations and Dispositions		
The following investigations data, which is not used for scoring but is considered significant to a provider's performance, is from Georgia SHINES and is not considered final or complete until the end of the fiscal year.		
Total Reports:	0	
Number Screened In:	0	
Number Screened Out:	0	
Number Substantiated:	0	
Number Unsubstantiated:	0	
Number Active CPS Investigations:	0	



**DHS, DFCS, Office of Provider Management**  
**Performance-Based Placement Measures**  
**RBWO Provider GA+SCORECARD - CCI**  
**Report Quarter: Q2 FY2016**



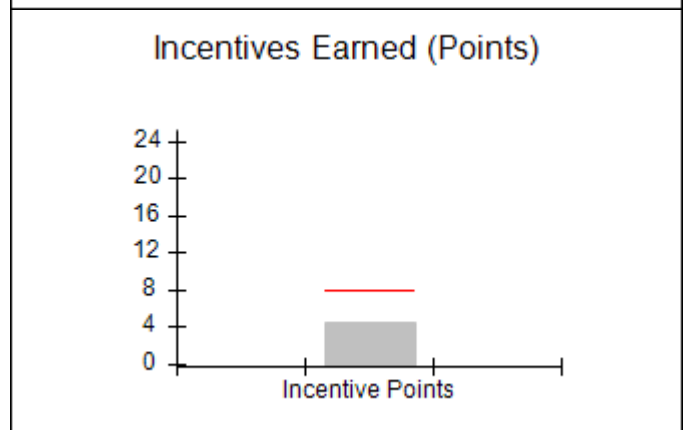
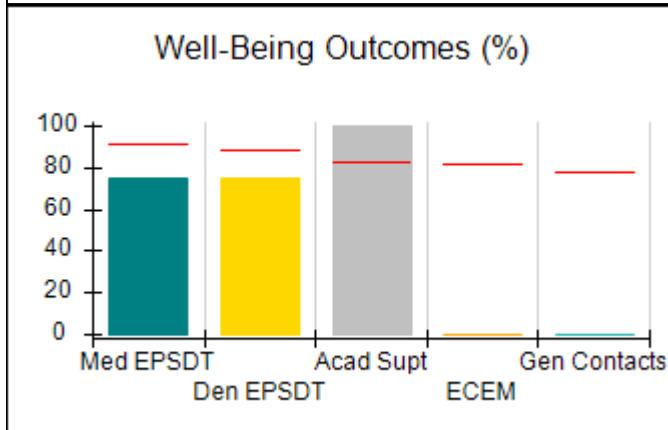
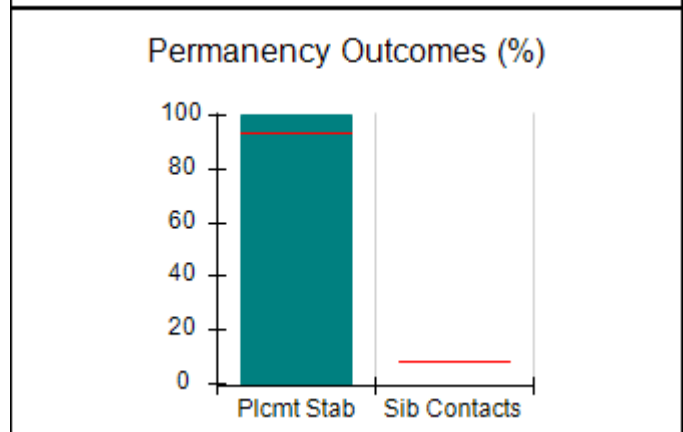
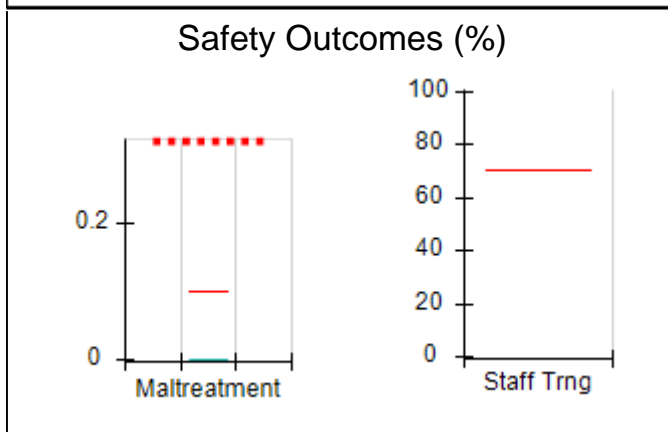
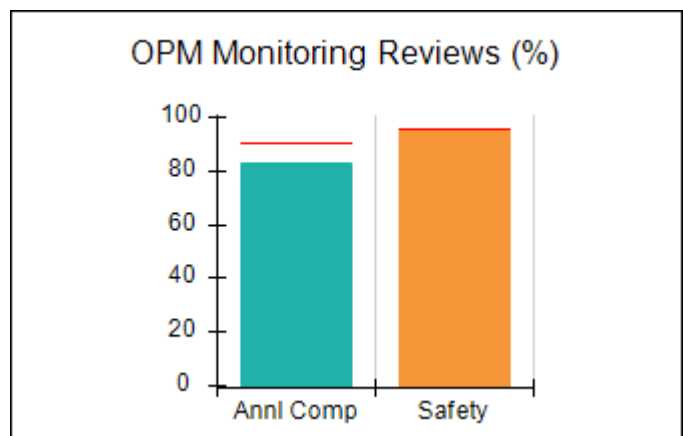
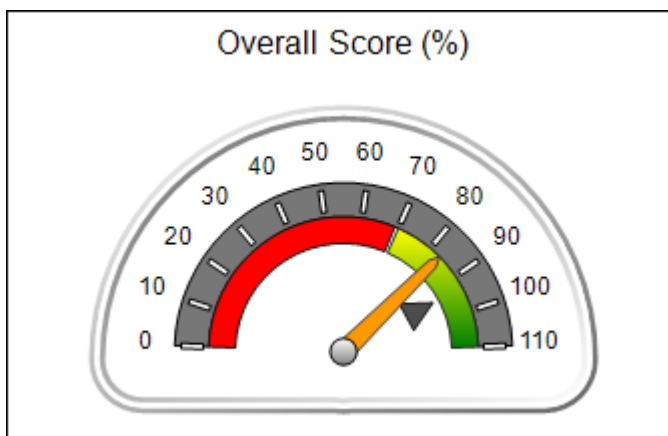
**Provider/Program Name: House of Inspiration - (706) - CCI**

<b>8958 Saddlewood Dr., Jonesboro, GA 30238</b>  <b>Phone: 678-479-7040</b>  <b>Vendor ID# 35423</b>	Quarterly Scores (Grades)		Current Quarter Score (Grade)
	Q1: 83.97 (B-)	Q2: 83.39 (B-)	<b>83.39%</b> <b>(B-)</b>
	Q3: 87.19 (B+)	Q4: 89.13 (B+)	
Program Census Information:	# Children in Care During Quarter: 4	# Placements During Quarter: 4	# Children in Care On Last Day: 4

**Quarterly Provider Comparisons to All CCIs**

■■■■■■■■ indicates MalTx Threshold

▼ ————— indicates average for all CCIs





**DHS, DFCS, Office of Provider Management**  
**Performance-Based Placement Measures**  
**RBWO Provider GA+SCORECARD - CCI**  
**Report Quarter: Q2 FY2016**



**Provider/Program Name: House of Inspiration - (706) - CCI**

<b>8958 Saddlewood Dr., Jonesboro, GA 30238</b>  <b>Phone: 678-479-7040</b>  <b>Vendor ID# 35423</b>	<b>Quarterly Scores (Grades)</b>		<b>Current Quarter Score (Grade)</b>
	<b>Q1: 83.97 (B-)</b>	<b>Q2: 83.39 (B-)</b>	<b>83.39%</b>
	<b>Q3: 87.19 (B+)</b>	<b>Q4: 89.13 (B+)</b>	<b>(B-)</b>

Program Census Information:	# Children in Care During Quarter: 4	# Placements During Quarter: 4	# Children in Care On Last Day: 4
-----------------------------	--------------------------------------	--------------------------------	-----------------------------------

	<b>Avg Performance All CCIs (%)</b>	<b>Provider Performance (%)*</b>	<b>Possible Points (Weight)</b>	<b>Provider Points Earned</b>
--	-------------------------------------	----------------------------------	---------------------------------	-------------------------------

**OPM Monitoring Reviews**

Annual Comprehensive Reviews	91%	83%	25	20.67
Safety Reviews	96%	95%	15	14.22
<b>Monitoring Sub-Total</b>			<b>40</b>	<b>34.89</b>

**CCI Safety Outcomes**

Incidence of Maltreatment	0.10%	No Substantiated Reports	14	14.00
Staff Training	70%	Not Eligible		
<b>Safety Sub-Total</b>			<b>14</b>	<b>14.00</b>

**CCI Permanency Outcomes**

Placement Stability	94%	100%	20	20.00
Sibling Contacts	8%	None Planned		
<b>Permanency Sub-Total</b>			<b>20</b>	<b>20.00</b>

**CCI Well-Being Outcomes**

EPSDT Medical Visits	91%	75%	4	3.00
EPSDT Dental Visits	88%	75%	4	3.00
Academic Supports	83%	100%	4	4.00
Provider ECEM Visits	81%	0%	7	0.00
Provider General Contacts	77%	0%	7	0.00
<b>Well-Being Sub-Total</b>			<b>26</b>	<b>10.00</b>

\*Performance calculation descriptions can be found in the FY 2016 RBWO PBP Measurements and Standards Guide.

<b>Monitoring &amp; Outcomes: Possible Points = 100</b>		<b>Points Earned = 78.89</b>	
<b>Score Before Incentives Credit</b>		<b>78.89%</b>	
<b>Incentives Awarded</b>		<b>4.50 pts</b>	
<b>PBP Verification</b>		<b>N/A pts</b>	
<b>Total Score</b>		<b>83.39%</b>	

**Provider/Program Name: House of Inspiration - (706) - CCI**



**DHS, DFCS, Office of Provider Management**  
**Performance-Based Placement Measures**  
**RBWO Provider GA+SCORECARD - CCI**



**Report Quarter: Q2 FY2016**

Program Census Information:		# Children in Care During Quarter: 4	# Placements During Quarter: 4	# Children in Care On Last Day: 4
CCI Incentive Credits	Avg Performance All CCIs (Points)	Provider Performance (%)*	Possible Points (Weight)	Provider Points Earned
Early EPSDT Medical Visits		0%	2	0.00
Early EPSDT Dental Visits		0%	2	0.00
Permanency Contacts		None Planned	5	
Additional Academic Supports		0%	2	0.00
Active Agency Accreditation		0%	4	0.00
Staff Clinical Licensure		10%	5	0.50
Behavior Management (threshold = 0)		100%	4	4.00
<b>Incentives Total</b>	<b>7.95</b>		<b>24</b>	<b>4.50</b>
Maximum total combined incentive credit allowed is 10 points.			<b>Incentives Awarded</b>	<b>4.50</b>

\*Performance calculation descriptions can be found in the FY 2016 RBWO PBP Measurements and Standards Guide.

Child Protective Services Investigations and Dispositions		
The following investigations data, which is not used for scoring but is considered significant to a provider's performance, is from Georgia SHINES and is not considered final or complete until the end of the fiscal year.		
Total Reports:	0	
Number Screened In:	0	
Number Screened Out:	0	
Number Substantiated:	0	
Number Unsubstantiated:	0	
Number Active CPS Investigations:	0	



**DHS, DFCS, Office of Provider Management**  
**Performance-Based Placement Measures**  
**RBWO Provider GA+SCORECARD - CCI**  
**Report Quarter: Q2 FY2016**



**Provider/Program Name: Jesse's House - (614) - CCI**

**129 Samaritan Dr., Cumming, GA 30040**

**Phone: 678-947-6217**

**Vendor ID# 35432**

**Quarterly Scores (Grades)**

**Q1: 104.79 (A+)**

**Q2: 107.95 (A+)**

**Q3: 106.78 (A+)**

**Q4: 107.66 (A+)**

**Current Quarter Score (Grade)**

**107.95%**

**(A+)**

**Program Census Information:**

**# Children in Care During Quarter: 16**

**# Placements During Quarter: 16**

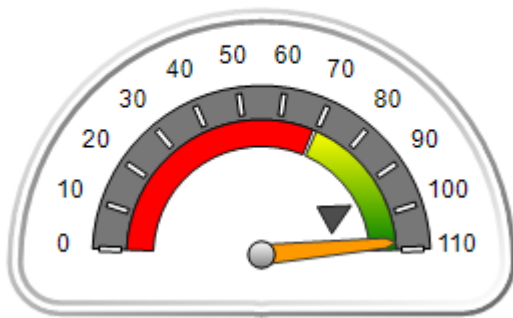
**# Children in Care On Last Day: 9**

**Quarterly Provider Comparisons to All CCIs**

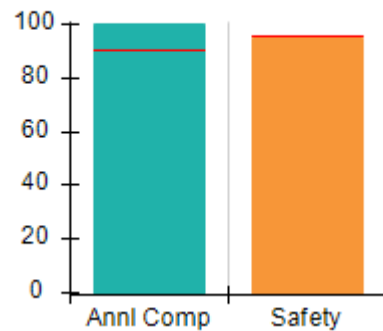
■■■■■■■■ indicates MalTx Threshold

▼ — indicates average for all CCIs

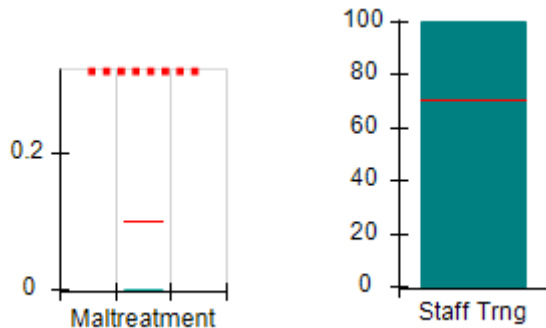
**Overall Score (%)**



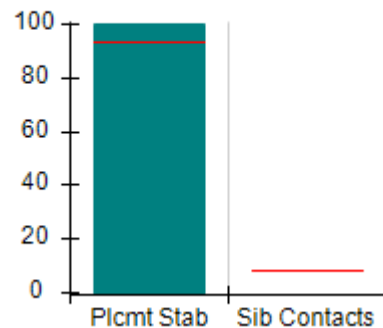
**OPM Monitoring Reviews (%)**



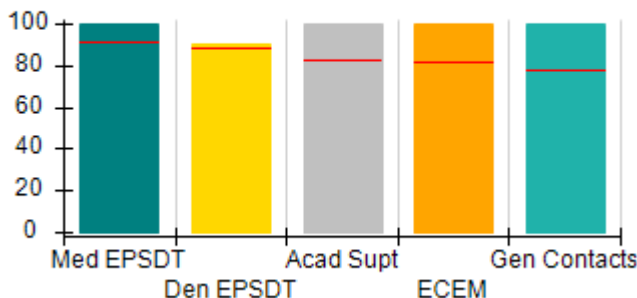
**Safety Outcomes (%)**



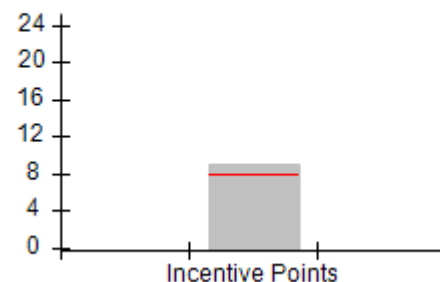
**Permanency Outcomes (%)**



**Well-Being Outcomes (%)**



**Incentives Earned (Points)**







**DHS, DFCS, Office of Provider Management**  
**Performance-Based Placement Measures**  
**RBWO Provider GA+SCORECARD - CCI**



**Report Quarter: Q2 FY2016**

Provider/Program Name: Jesse's House - (614) - CCI				
<b>129 Samaritan Dr., Cumming, GA 30040</b> <b>Phone: 678-947-6217</b> <b>Vendor ID# 35432</b>		Quarterly Scores (Grades)		Current Quarter Score (Grade)
		Q1: 104.79 (A+)	Q2: 107.95 (A+)	<b>107.95%</b> <b>(A+)</b>
		Q3: 106.78 (A+)	Q4: 107.66 (A+)	
Program Census Information:		# Children in Care During Quarter: 16	# Placements During Quarter: 16	# Children in Care On Last Day: 9
	Avg Performance All CCIs (%)	Provider Performance (%)*	Possible Points (Weight)	Provider Points Earned
<b>OPM Monitoring Reviews</b>				
Annual Comprehensive Reviews	91%	100%	25	25.00
Safety Reviews	96%	95%	15	14.29
<b>Monitoring Sub-Total</b>			<b>40</b>	<b>39.29</b>
<b>CCI Safety Outcomes</b>				
Incidence of Maltreatment	0.10%	No Substantiated Reports	10	10.00
Staff Training	70%	100%	4	4.00
<b>Safety Sub-Total</b>			<b>14</b>	<b>14.00</b>
<b>CCI Permanency Outcomes</b>				
Placement Stability	94%	100%	20	20.00
Sibling Contacts	8%	None Planned		
<b>Permanency Sub-Total</b>			<b>20</b>	<b>20.00</b>
<b>CCI Well-Being Outcomes</b>				
EPSDT Medical Visits	91%	100%	4	4.00
EPSDT Dental Visits	88%	90%	4	3.60
Academic Supports	83%	100%	4	4.00
Provider ECEM Visits	81%	100%	7	7.00
Provider General Contacts	77%	100%	7	7.00
<b>Well-Being Sub-Total</b>			<b>26</b>	<b>25.60</b>
*Performance calculation descriptions can be found in the FY 2016 RBWO PBP Measurements and Standards Guide.				

<b>Monitoring &amp; Outcomes: Possible Points = 100</b>		<b>Points Earned = 98.89</b>	
<b>Score Before Incentives Credit</b>			<b>98.89%</b>
<b>Incentives Awarded</b>			<b>9.06 pts</b>
<b>PBP Verification</b>			<b>N/A pts</b>
<b>Total Score</b>			<b>107.95%</b>

**Provider/Program Name: Jesse's House - (614) - CCI**



**DHS, DFCS, Office of Provider Management**  
**Performance-Based Placement Measures**  
**RBWO Provider GA+SCORECARD - CCI**



**Report Quarter: Q2 FY2016**

Program Census Information:		# Children in Care During Quarter: 16	# Placements During Quarter: 16	# Children in Care On Last Day: 9
CCI Incentive Credits	Avg Performance All CCIs (Points)	Provider Performance (%)*	Possible Points (Weight)	Provider Points Earned
Early EPSDT Medical Visits		100%	2	2.00
Early EPSDT Dental Visits		83%	2	1.66
Permanency Contacts		None Planned	5	
Additional Academic Supports		70%	2	1.40
Active Agency Accreditation		0%	4	0.00
Staff Clinical Licensure		0%	5	0.00
Behavior Management (threshold = 0)		100%	4	4.00
<b>Incentives Total</b>	<b>7.95</b>		<b>24</b>	<b>9.06</b>
Maximum total combined incentive credit allowed is 10 points.			<b>Incentives Awarded</b>	<b>9.06</b>
*Performance calculation descriptions can be found in the FY 2016 RBWO PBP Measurements and Standards Guide.				

Child Protective Services Investigations and Dispositions		
The following investigations data, which is not used for scoring but is considered significant to a provider's performance, is from Georgia SHINES and is not considered final or complete until the end of the fiscal year.		
Total Reports:	0	
Number Screened In:	0	
Number Screened Out:	0	
Number Substantiated:	0	
Number Unsubstantiated:	0	
Number Active CPS Investigations:	0	



**DHS, DFCS, Office of Provider Management**  
**Performance-Based Placement Measures**  
**RBWO Provider GA+SCORECARD - CCI**  
**Report Quarter: Q2 FY2016**



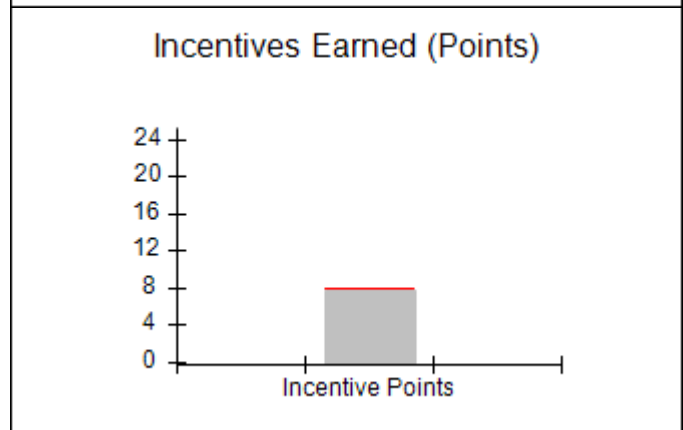
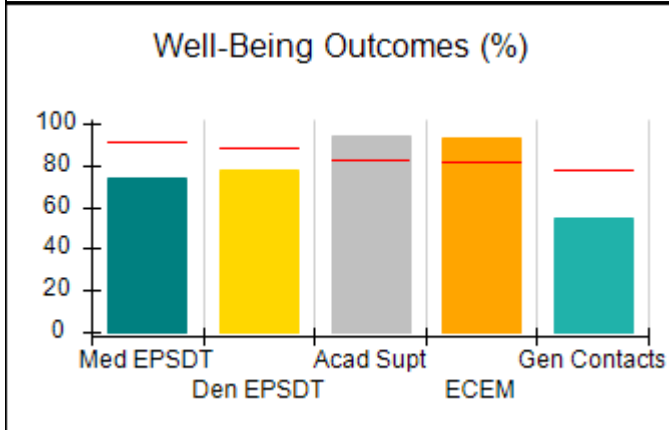
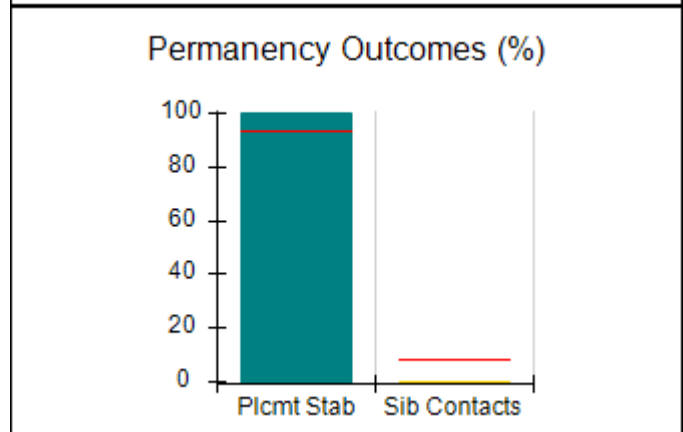
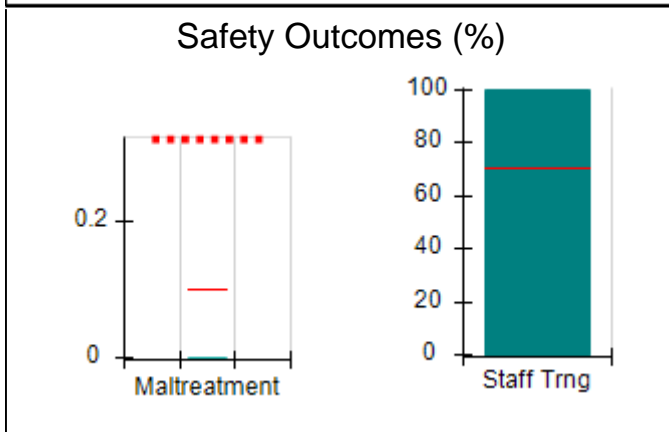
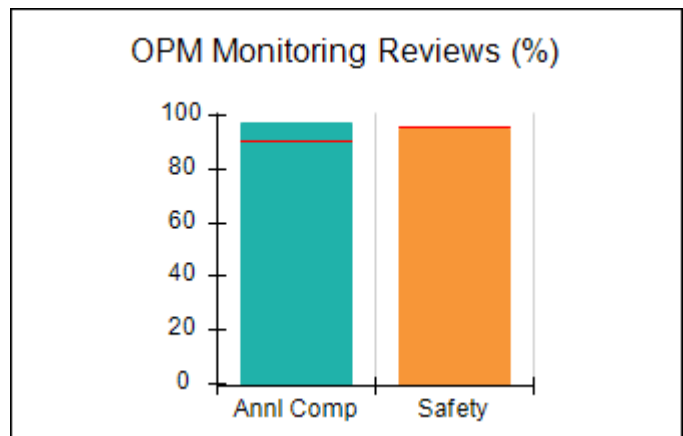
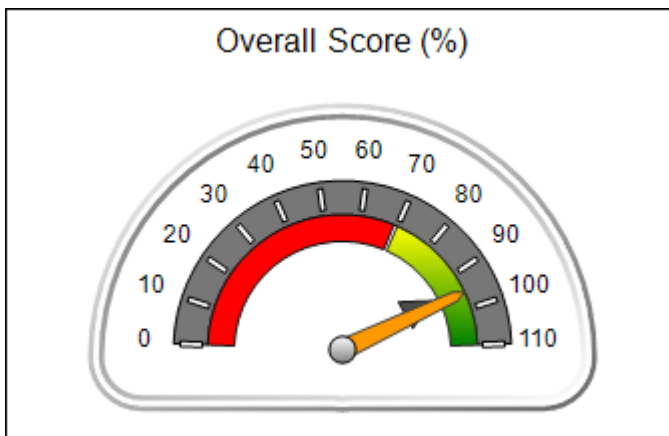
**Provider/Program Name: Kidspeace - Bowdon Residential Campus (715) - CCI**

<b>101 Kidspeace Dr., Bowdon, GA 30108</b>  <b>Phone: 770-437-7200</b>  <b>Vendor ID# 35437</b>	<b>Quarterly Scores (Grades)</b>		<b>Current Quarter Score (Grade)</b>
	<b>Q1: 92.41 (A-)</b>	<b>Q2: 95.49 (A)</b>	<b>95.49%</b>
	<b>Q3: 98.54 (A+)</b>	<b>Q4: 98.79 (A+)</b>	<b>(A)</b>
Program Census Information:	# Children in Care During Quarter: 29	# Placements During Quarter: 29	# Children in Care On Last Day: 26

**Quarterly Provider Comparisons to All CCIs**

■■■■■■■■ indicates MalTx Threshold

▼ ————— indicates average for all CCIs





**DHS, DFCS, Office of Provider Management**  
**Performance-Based Placement Measures**  
**RBWO Provider GA+SCORECARD - CCI**



**Report Quarter: Q2 FY2016**

<b>Provider/Program Name: Kidspeace - Bowdon Residential Campus (715) - CCI</b>				
<b>101 Kidspeace Dr., Bowdon, GA 30108</b>		<b>Quarterly Scores (Grades)</b>		<b>Current Quarter Score (Grade)</b>
<b>Phone: 770-437-7200</b>		<b>Q1: 92.41 (A-)</b>	<b>Q2: 95.49 (A)</b>	<b>95.49%</b>
<b>Vendor ID# 35437</b>		<b>Q3: 98.54 (A+)</b>	<b>Q4: 98.79 (A+)</b>	<b>(A)</b>
<b>Program Census Information:</b>		<b># Children in Care During Quarter: 29</b>	<b># Placements During Quarter: 29</b>	<b># Children in Care On Last Day: 26</b>
	<b>Avg Performance All CCIs (%)</b>	<b>Provider Performance (%)*</b>	<b>Possible Points (Weight)</b>	<b>Provider Points Earned</b>
<b>OPM Monitoring Reviews</b>				
Annual Comprehensive Reviews	91%	98%	25	24.42
Safety Reviews	96%	95%	15	14.25
<b>Monitoring Sub-Total</b>			<b>40</b>	<b>38.67</b>
<b>CCI Safety Outcomes</b>				
Incidence of Maltreatment	0.10%	No Substantiated Reports	10	10.00
Staff Training	70%	100%	4	4.00
<b>Safety Sub-Total</b>			<b>14</b>	<b>14.00</b>
<b>CCI Permanency Outcomes</b>				
Placement Stability	94%	100%	15	15.00
Sibling Contacts	8%	0%	5	0.00
<b>Permanency Sub-Total</b>			<b>20</b>	<b>15.00</b>
<b>CCI Well-Being Outcomes</b>				
EPSDT Medical Visits	91%	74%	4	2.96
EPSDT Dental Visits	88%	78%	4	3.12
Academic Supports	83%	94%	4	3.76
Provider ECEM Visits	81%	93%	7	6.51
Provider General Contacts	77%	55%	7	3.85
<b>Well-Being Sub-Total</b>			<b>26</b>	<b>20.20</b>
*Performance calculation descriptions can be found in the FY 2016 RBWO PBP Measurements and Standards Guide.				

<b>Monitoring &amp; Outcomes: Possible Points = 100</b>		<b>Points Earned = 87.87</b>	
<b>Score Before Incentives Credit</b>			<b>87.87%</b>
<b>Incentives Awarded</b>			<b>7.62 pts</b>
<b>PBP Verification</b>			<b>N/A pts</b>
<b>Total Score</b>			<b>95.49%</b>

**Provider/Program Name: Kidspeace - Bowdon Residential Campus (715) - CCI**



**DHS, DFCS, Office of Provider Management**  
**Performance-Based Placement Measures**  
**RBWO Provider GA+SCORECARD - CCI**



**Report Quarter: Q2 FY2016**

Program Census Information:		# Children in Care During Quarter: 29	# Placements During Quarter: 29	# Children in Care On Last Day: 26
CCI Incentive Credits	Avg Performance All CCIs (Points)	Provider Performance (%)*	Possible Points (Weight)	Provider Points Earned
Early EPSDT Medical Visits		46%	2	0.92
Early EPSDT Dental Visits		56%	2	1.12
Permanency Contacts		30%	5	1.50
Additional Academic Supports		4%	2	0.08
Active Agency Accreditation		100%	4	4.00
Staff Clinical Licensure		0%	5	0.00
Behavior Management (threshold = 0)		0%	4	0.00
<b>Incentives Total</b>	<b>7.95</b>		<b>24</b>	<b>7.62</b>
Maximum total combined incentive credit allowed is 10 points.			<b>Incentives Awarded</b>	<b>7.62</b>
*Performance calculation descriptions can be found in the FY 2016 RBWO PBP Measurements and Standards Guide.				

Child Protective Services Investigations and Dispositions		
The following investigations data, which is not used for scoring but is considered significant to a provider's performance, is from Georgia SHINES and is not considered final or complete until the end of the fiscal year.		
Total Reports:	2	
Number Screened In:	0	
Number Screened Out:	2	
Number Substantiated:	0	
Number Unsubstantiated:	0	
Number Active CPS Investigations:	0	



**DHS, DFCS, Office of Provider Management**  
**Performance-Based Placement Measures**  
**RBWO Provider GA+SCORECARD - CCI**



**Report Quarter: Q2 FY2016**

**Provider/Program Name: Liberty County Children's Home - dba Gabriel's House (725) - CCI**

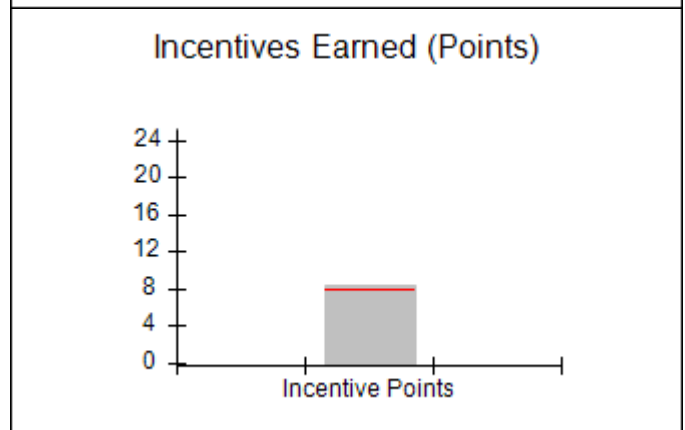
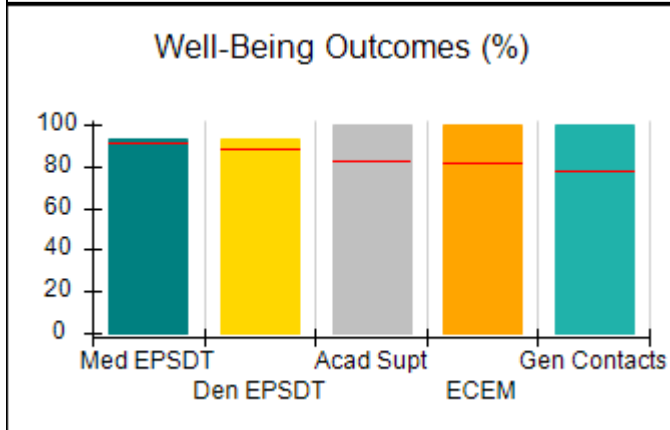
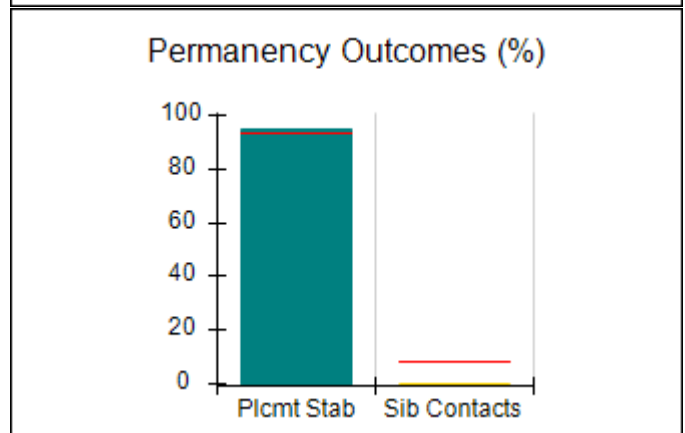
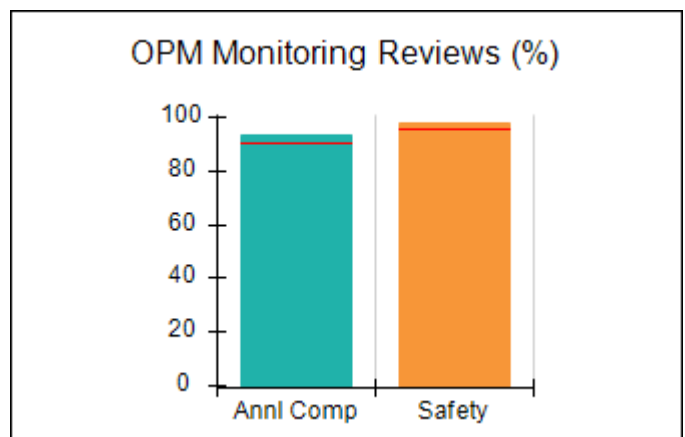
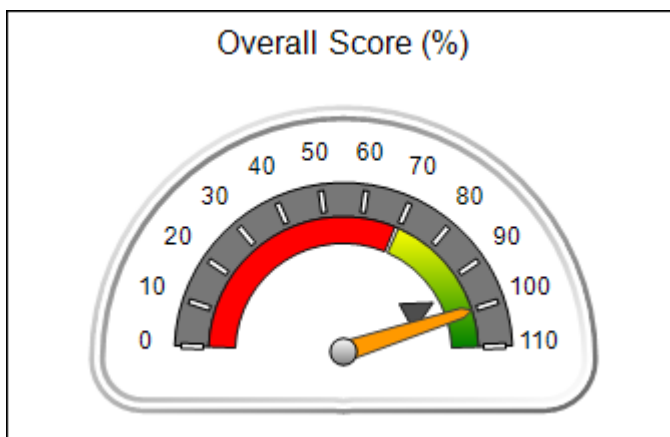
6145 E. Oglethorpe Highway, Midway, GA 31320  Phone: 912-876-4500  Vendor ID# 35444	<b>Quarterly Scores (Grades)</b>		<b>Current Quarter Score (Grade)</b>
	Q1: 96.49 (A)	Q2: 100.02 (A+)	<b>100.02%</b>
	Q3: 100.70 (A+)	Q4: 100.70 (A+)	<b>(A+)</b>

Program Census Information:	# Children in Care During Quarter: 19	# Placements During Quarter: 19	# Children in Care On Last Day: 16
-----------------------------	---------------------------------------	---------------------------------	------------------------------------

**Quarterly Provider Comparisons to All CCIs**

■■■■■■■■ indicates MalTx Threshold

▼ ————— indicates average for all CCIs





**DHS, DFCS, Office of Provider Management**  
**Performance-Based Placement Measures**  
**RBWO Provider GA+SCORECARD - CCI**



**Report Quarter: Q2 FY2016**

Provider/Program Name: Liberty County Children's Home - dba Gabriel's House (725) - CCI				
6145 E. Oglethorpe Highway, Midway, GA 31320		Quarterly Scores (Grades)		Current Quarter Score (Grade)
Phone: 912-876-4500		Q1: 96.49 (A)	Q2: 100.02 (A+)	100.02% (A+)
Vendor ID# 35444		Q3: 100.70 (A+)	Q4: 100.70 (A+)	
Program Census Information:		# Children in Care During Quarter: 19	# Placements During Quarter: 19	# Children in Care On Last Day: 16
	Avg Performance All CCIs (%)	Provider Performance (%)*	Possible Points (Weight)	Provider Points Earned
<b>OPM Monitoring Reviews</b>				
Annual Comprehensive Reviews	91%	93%	25	23.33
Safety Reviews	96%	98%	15	14.72
<b>Monitoring Sub-Total</b>			<b>40</b>	<b>38.05</b>
<b>CCI Safety Outcomes</b>				
Incidence of Maltreatment	0.10%	No Substantiated Reports	10	10.00
Staff Training	70%	100%	4	4.00
<b>Safety Sub-Total</b>			<b>14</b>	<b>14.00</b>
<b>CCI Permanency Outcomes</b>				
Placement Stability	94%	95%	15	14.25
Sibling Contacts	8%	0%	5	0.00
<b>Permanency Sub-Total</b>			<b>20</b>	<b>14.25</b>
<b>CCI Well-Being Outcomes</b>				
EPSDT Medical Visits	91%	93%	4	3.72
EPSDT Dental Visits	88%	93%	4	3.72
Academic Supports	83%	100%	4	4.00
Provider ECEM Visits	81%	100%	7	7.00
Provider General Contacts	77%	100%	7	7.00
<b>Well-Being Sub-Total</b>			<b>26</b>	<b>25.44</b>
*Performance calculation descriptions can be found in the FY 2016 RBWO PBP Measurements and Standards Guide.				

<b>Monitoring &amp; Outcomes: Possible Points = 100</b>	<b>Points Earned = 91.74</b>
<b>Score Before Incentives Credit</b>	<b>91.74%</b>
<b>Incentives Awarded</b>	<b>8.28 pts</b>
<b>PBP Verification</b>	<b>N/A pts</b>
<b>Total Score</b>	<b>100.02%</b>

**Provider/Program Name: Liberty County Children's Home - dba Gabriel's House (725) - CCI**



**DHS, DFCS, Office of Provider Management**  
**Performance-Based Placement Measures**  
**RBWO Provider GA+SCORECARD - CCI**



**Report Quarter: Q2 FY2016**

Program Census Information:		# Children in Care During Quarter: 19	# Placements During Quarter: 19	# Children in Care On Last Day: 16
CCI Incentive Credits	Avg Performance All CCIs (Points)	Provider Performance (%)*	Possible Points (Weight)	Provider Points Earned
Early EPSDT Medical Visits		92%	2	1.84
Early EPSDT Dental Visits		88%	2	1.76
Permanency Contacts		0%	5	0.00
Additional Academic Supports		34%	2	0.68
Active Agency Accreditation		0%	4	0.00
Staff Clinical Licensure		0%	5	0.00
Behavior Management (threshold = 0)		100%	4	4.00
<b>Incentives Total</b>	<b>7.95</b>		<b>24</b>	<b>8.28</b>
Maximum total combined incentive credit allowed is 10 points.			<b>Incentives Awarded</b>	<b>8.28</b>
*Performance calculation descriptions can be found in the FY 2016 RBWO PBP Measurements and Standards Guide.				

Child Protective Services Investigations and Dispositions		
The following investigations data, which is not used for scoring but is considered significant to a provider's performance, is from Georgia SHINES and is not considered final or complete until the end of the fiscal year.		
Total Reports:	0	
Number Screened In:	0	
Number Screened Out:	0	
Number Substantiated:	0	
Number Unsubstantiated:	0	
Number Active CPS Investigations:	0	





**DHS, DFCS, Office of Provider Management**  
**Performance-Based Placement Measures**  
**RBWO Provider GA+SCORECARD - CCI**



**Report Quarter: Q2 FY2016**

**Provider/Program Name: Light of Hope and Love Ministry, Inc. - Heritage House (5143) - CCI**

3117 Macedonia Court, Powder Springs, GA 30127

Phone: 770-906-1190

Vendor ID# 115384

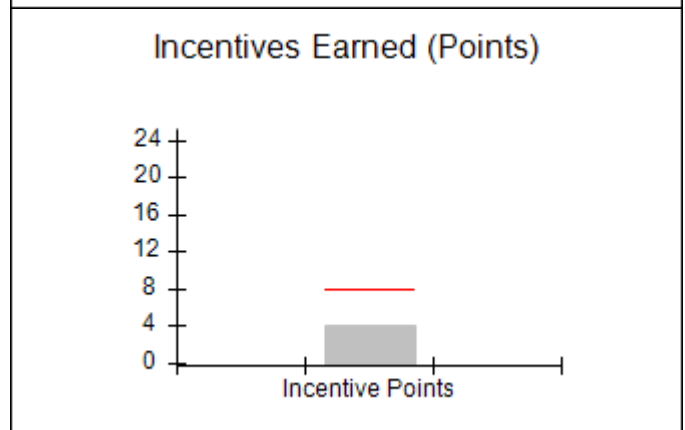
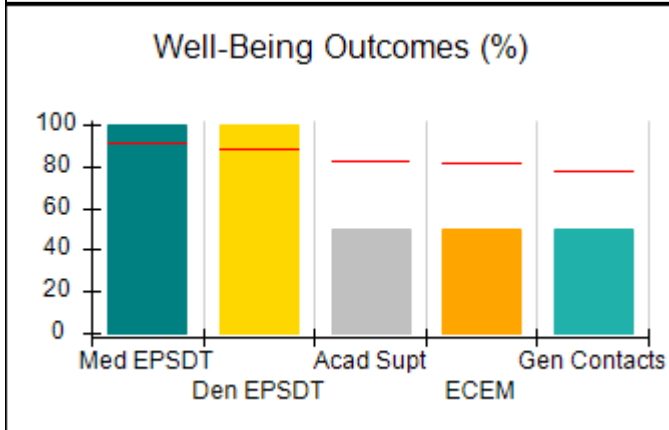
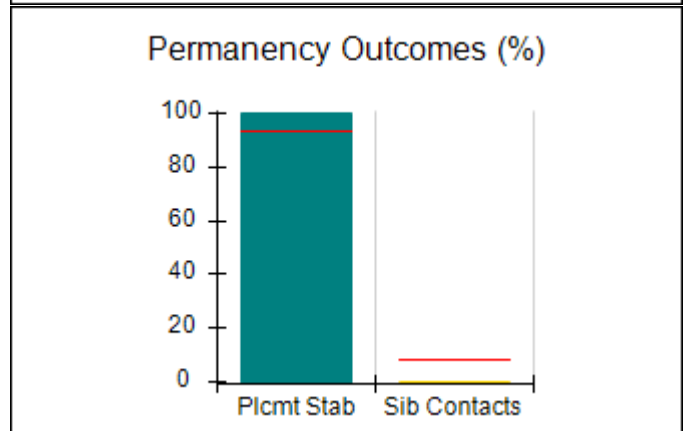
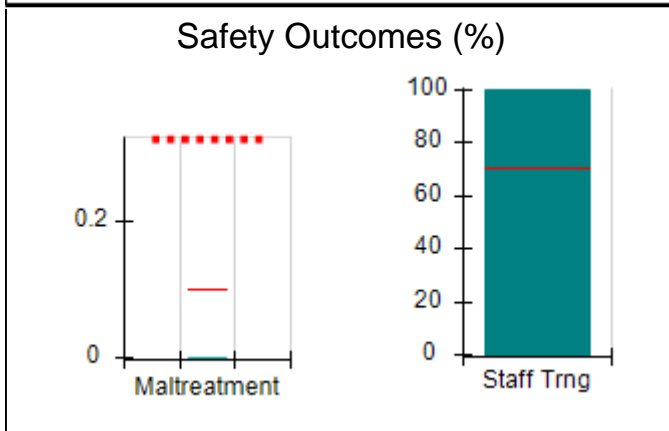
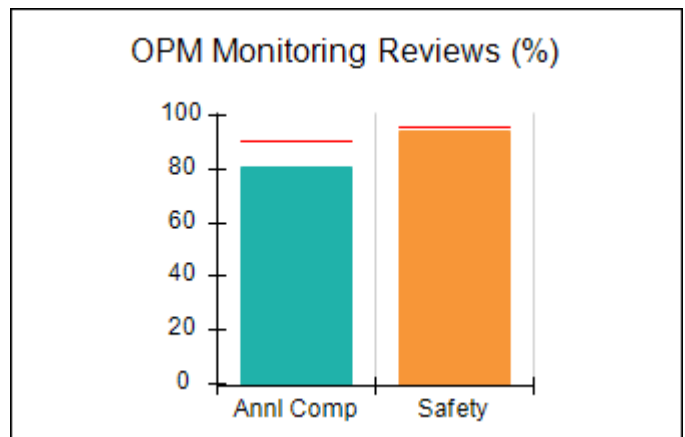
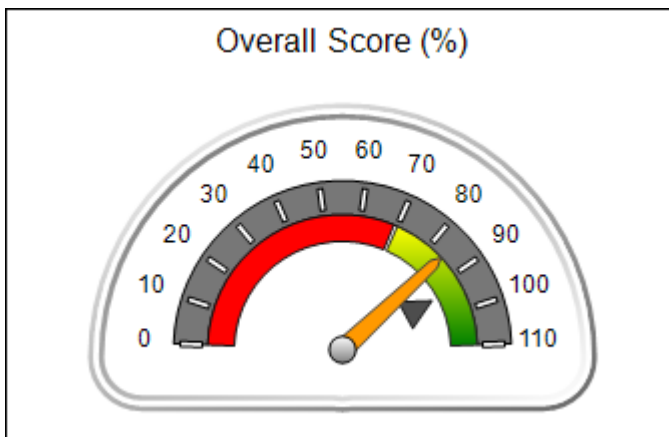
Quarterly Scores (Grades)		Current Quarter Score (Grade)
Q1: 92.36 (A-)	Q2: 84.36 (B)	<b>84.36%</b> <b>(B)</b>
Q3: 83.06 (B-)	Q4: 82.44 (B-)	

Program Census Information:	# Children in Care During Quarter: 2	# Placements During Quarter: 2	# Children in Care On Last Day: 2
-----------------------------	--------------------------------------	--------------------------------	-----------------------------------

**Quarterly Provider Comparisons to All CCIs**

■■■■■■■■ indicates MalTx Threshold

▼ ————— indicates average for all CCIs





**DHS, DFCS, Office of Provider Management**  
**Performance-Based Placement Measures**  
**RBWO Provider GA+SCORECARD - CCI**



**Report Quarter: Q2 FY2016**

**Provider/Program Name: Light of Hope and Love Ministry, Inc. - Heritage House (5143) - CCI**

<b>3117 Macedonia Court, Powder Springs, GA 30127</b>  <b>Phone: 770-906-1190</b>  <b>Vendor ID# 115384</b>	<b>Quarterly Scores (Grades)</b>		<b>Current Quarter Score (Grade)</b>
	<b>Q1: 92.36 (A-)</b>	<b>Q2: 84.36 (B)</b>	<b>84.36%</b>
	<b>Q3: 83.06 (B-)</b>	<b>Q4: 82.44 (B-)</b>	<b>(B)</b>

<b>Program Census Information:</b>	<b># Children in Care During Quarter: 2</b>	<b># Placements During Quarter: 2</b>	<b># Children in Care On Last Day: 2</b>
------------------------------------	---	---------------------------------------	--

	<b>Avg Performance All CCIs (%)</b>	<b>Provider Performance (%)*</b>	<b>Possible Points (Weight)</b>	<b>Provider Points Earned</b>
--	-------------------------------------	----------------------------------	---------------------------------	-------------------------------

**OPM Monitoring Reviews**

Annual Comprehensive Reviews	91%	81%	25	20.17
Safety Reviews	96%	95%	15	14.19
<b>Monitoring Sub-Total</b>			<b>40</b>	<b>34.36</b>

**CCI Safety Outcomes**

Incidence of Maltreatment	0.10%	No Substantiated Reports	10	10.00
Staff Training	70%	100%	4	4.00
<b>Safety Sub-Total</b>			<b>14</b>	<b>14.00</b>

**CCI Permanency Outcomes**

Placement Stability	94%	100%	15	15.00
Sibling Contacts	8%	0%	5	0.00
<b>Permanency Sub-Total</b>			<b>20</b>	<b>15.00</b>

**CCI Well-Being Outcomes**

EPSDT Medical Visits	91%	100%	4	4.00
EPSDT Dental Visits	88%	100%	4	4.00
Academic Supports	83%	50%	4	2.00
Provider ECEM Visits	81%	50%	7	3.50
Provider General Contacts	77%	50%	7	3.50
<b>Well-Being Sub-Total</b>			<b>26</b>	<b>17.00</b>

\*Performance calculation descriptions can be found in the FY 2016 RBWO PBP Measurements and Standards Guide.

<b>Monitoring &amp; Outcomes: Possible Points = 100</b>		<b>Points Earned = 80.36</b>	
<b>Score Before Incentives Credit</b>		<b>80.36%</b>	
<b>Incentives Awarded</b>		<b>4.00 pts</b>	
<b>PBP Verification</b>		<b>N/A pts</b>	
<b>Total Score</b>		<b>84.36%</b>	

**Provider/Program Name: Light of Hope and Love Ministry, Inc. - Heritage House (5143) - CCI**



**DHS, DFCS, Office of Provider Management**  
**Performance-Based Placement Measures**  
**RBWO Provider GA+SCORECARD - CCI**



**Report Quarter: Q2 FY2016**

Program Census Information:		# Children in Care During Quarter: 2	# Placements During Quarter: 2	# Children in Care On Last Day: 2
CCI Incentive Credits	Avg Performance All CCIs (Points)	Provider Performance (%)*	Possible Points (Weight)	Provider Points Earned
Early EPSDT Medical Visits		Not Eligible	2	
Early EPSDT Dental Visits		Not Eligible	2	
Permanency Contacts		0%	5	0.00
Additional Academic Supports		0%	2	0.00
Active Agency Accreditation		0%	4	0.00
Staff Clinical Licensure		0%	5	0.00
Behavior Management (threshold = 0)		100%	4	4.00
<b>Incentives Total</b>	<b>7.95</b>		<b>24</b>	<b>4.00</b>
Maximum total combined incentive credit allowed is 10 points.			<b>Incentives Awarded</b>	<b>4.00</b>

\*Performance calculation descriptions can be found in the FY 2016 RBWO PBP Measurements and Standards Guide.

### Child Protective Services Investigations and Dispositions

The following investigations data, which is not used for scoring but is considered significant to a provider's performance, is from Georgia SHINES and is not considered final or complete until the end of the fiscal year.

Total Reports:	0
Number Screened In:	0
Number Screened Out:	0
Number Substantiated:	0
Number Unsubstantiated:	0
Number Active CPS Investigations:	0



**DHS, DFCS, Office of Provider Management**  
**Performance-Based Placement Measures**  
**RBWO Provider GA+SCORECARD - CCI**



**Report Quarter: Q2 FY2016**

**Provider/Program Name: Little Debbie's Second Chance Home, Inc. - (formerly Celine's Place) (884) - CCI**

**1768 Young Rd., Lithonia, GA 30058**

**Phone: 404-296-1311**

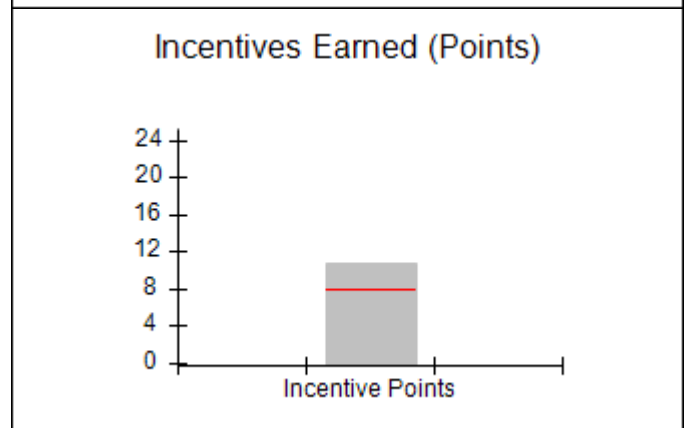
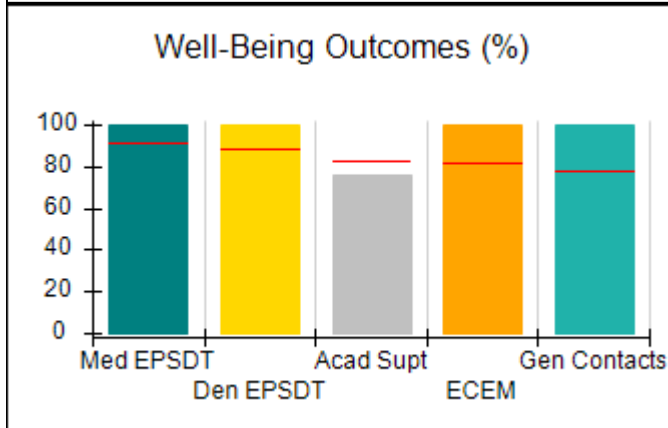
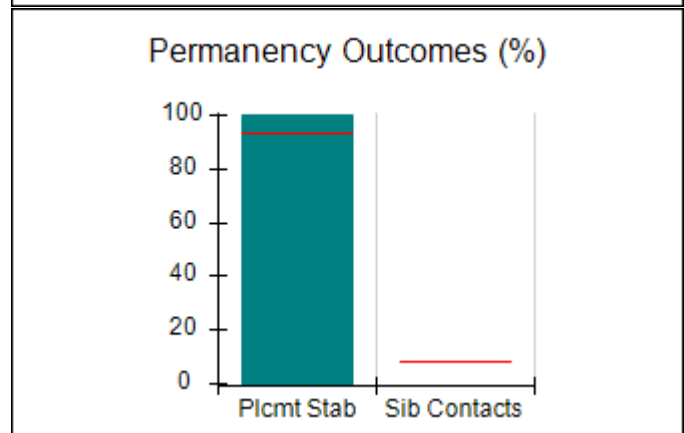
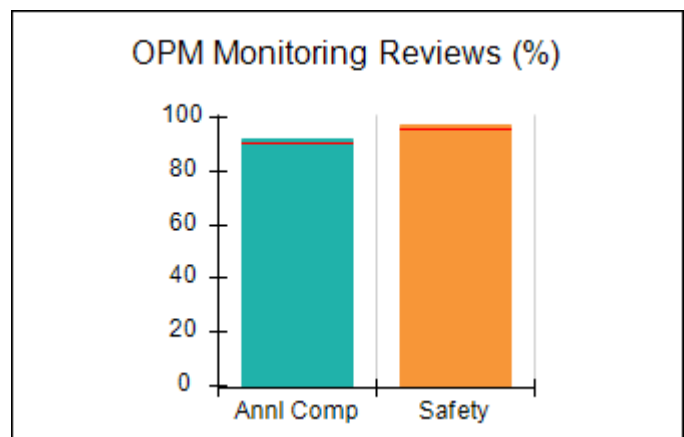
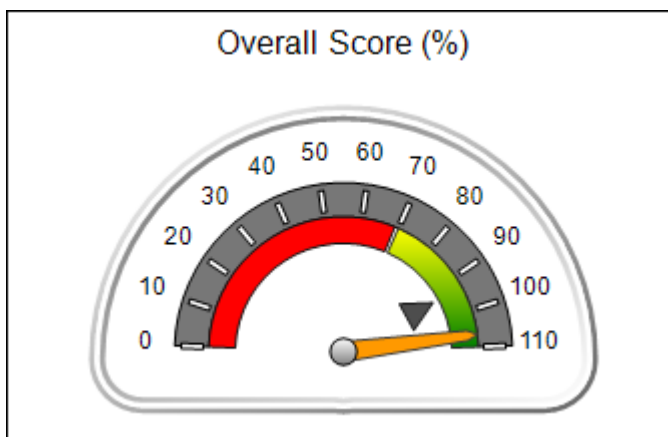
**Vendor ID# 35260**

Quarterly Scores (Grades)		Current Quarter Score (Grade)
Q1: 105.84 (A+)	Q2: 106.68 (A+)	<b>106.68%</b> <b>(A+)</b>
Q3: 104.16 (A+)	Q4: 87.22 (B+)	
Program Census Information:		
# Children in Care During Quarter: 8	# Placements During Quarter: 8	# Children in Care On Last Day: 6

**Quarterly Provider Comparisons to All CCIs**

■■■■■■■■ indicates MalTx Threshold

▼ ————— indicates average for all CCIs





**DHS, DFCS, Office of Provider Management**  
**Performance-Based Placement Measures**  
**RBWO Provider GA+SCORECARD - CCI**



**Report Quarter: Q2 FY2016**

<b>Provider/Program Name: Little Debbie's Second Chance Home, Inc. - (formerly Celine's Place) (884) - CCI</b>				
1768 Young Rd., Lithonia, GA 30058		Quarterly Scores (Grades)		Current Quarter Score (Grade)
Phone: 404-296-1311		Q1: 105.84 (A+)	Q2: 106.68 (A+)	<b>106.68% (A+)</b>
Vendor ID# 35260		Q3: 104.16 (A+)	Q4: 87.22 (B+)	
Program Census Information:		# Children in Care During Quarter: 8	# Placements During Quarter: 8	# Children in Care On Last Day: 6
	Avg Performance All CCIs (%)	Provider Performance (%)*	Possible Points (Weight)	Provider Points Earned
<b>OPM Monitoring Reviews</b>				
Annual Comprehensive Reviews	91%	92%	25	23.08
Safety Reviews	96%	97%	15	14.56
<b>Monitoring Sub-Total</b>			<b>40</b>	<b>37.64</b>
<b>CCI Safety Outcomes</b>				
Incidence of Maltreatment	0.10%	No Substantiated Reports	10	10.00
Staff Training	70%	100%	4	4.00
<b>Safety Sub-Total</b>			<b>14</b>	<b>14.00</b>
<b>CCI Permanency Outcomes</b>				
Placement Stability	94%	100%	20	20.00
Sibling Contacts	8%	None Planned		
<b>Permanency Sub-Total</b>			<b>20</b>	<b>20.00</b>
<b>CCI Well-Being Outcomes</b>				
EPSDT Medical Visits	91%	100%	4	4.00
EPSDT Dental Visits	88%	100%	4	4.00
Academic Supports	83%	76%	4	3.04
Provider ECEM Visits	81%	100%	7	7.00
Provider General Contacts	77%	100%	7	7.00
<b>Well-Being Sub-Total</b>			<b>26</b>	<b>25.04</b>
*Performance calculation descriptions can be found in the FY 2016 RBWO PBP Measurements and Standards Guide.				

<b>Monitoring &amp; Outcomes: Possible Points = 100</b>	<b>Points Earned = 96.68</b>
<b>Score Before Incentives Credit</b>	<b>96.68%</b>
<b>Incentives Awarded</b>	<b>10.00 pts</b>
<b>PBP Verification</b>	<b>N/A pts</b>
<b>Total Score</b>	<b>106.68%</b>

**Provider/Program Name: Little Debbie's Second Chance Home, Inc. - (formerly Celine's Place) (884) - CCI**



**DHS, DFCS, Office of Provider Management**  
**Performance-Based Placement Measures**  
**RBWO Provider GA+SCORECARD - CCI**



**Report Quarter: Q2 FY2016**

Program Census Information:		# Children in Care During Quarter: 8	# Placements During Quarter: 8	# Children in Care On Last Day: 6
CCI Incentive Credits	Avg Performance All CCIs (Points)	Provider Performance (%)*	Possible Points (Weight)	Provider Points Earned
Early EPSDT Medical Visits		100%	2	2.00
Early EPSDT Dental Visits		100%	2	2.00
Permanency Contacts		None Planned	5	
Additional Academic Supports		41%	2	0.82
Active Agency Accreditation		50%	4	2.00
Staff Clinical Licensure		0%	5	0.00
Behavior Management (threshold = 0)		100%	4	4.00
<b>Incentives Total</b>	<b>7.95</b>		<b>24</b>	<b>10.82</b>
Maximum total combined incentive credit allowed is 10 points.			<b>Incentives Awarded</b>	<b>10.00</b>

\*Performance calculation descriptions can be found in the FY 2016 RBWO PBP Measurements and Standards Guide.

Child Protective Services Investigations and Dispositions		
The following investigations data, which is not used for scoring but is considered significant to a provider's performance, is from Georgia SHINES and is not considered final or complete until the end of the fiscal year.		
Total Reports:	0	
Number Screened In:	0	
Number Screened Out:	0	
Number Substantiated:	0	
Number Unsubstantiated:	0	
Number Active CPS Investigations:	0	



**DHS, DFCS, Office of Provider Management**  
**Performance-Based Placement Measures**  
**RBWO Provider GA+SCORECARD - CCI**



**Report Quarter: Q2 FY2016**

**Provider/Program Name: Little Debbie's Second Chance Home, Inc. - Boys to Men (1042) - CCI**

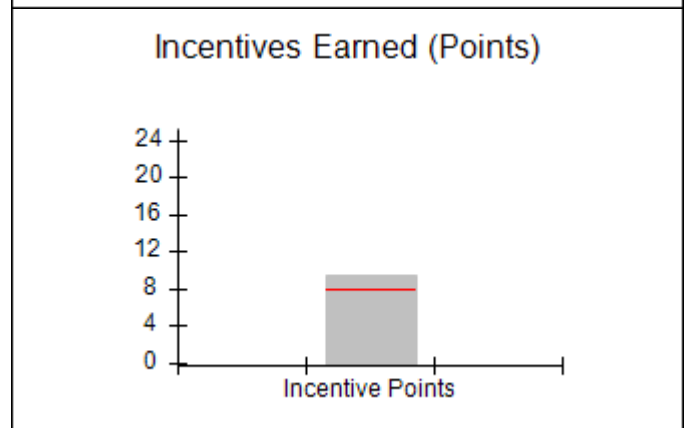
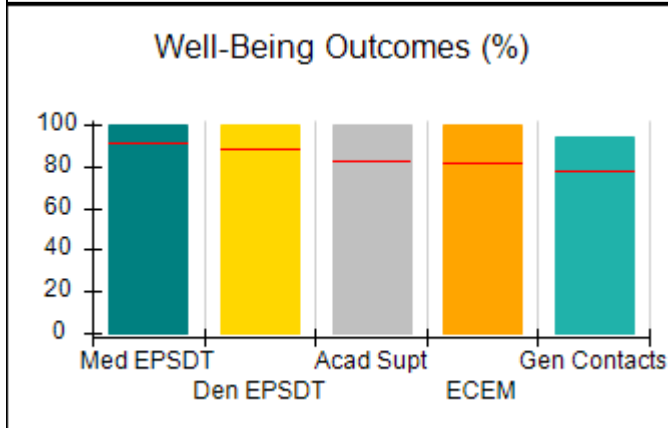
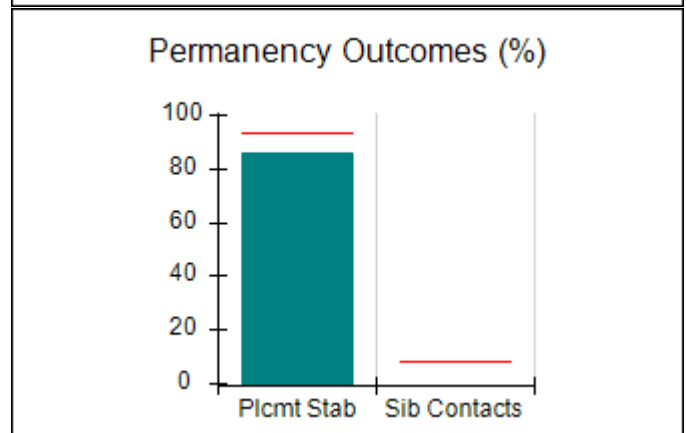
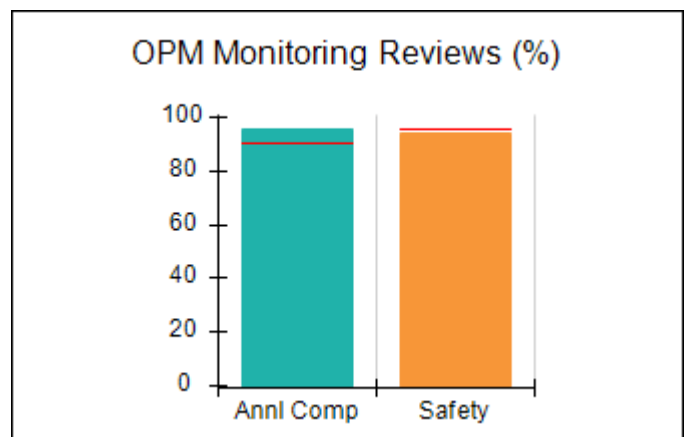
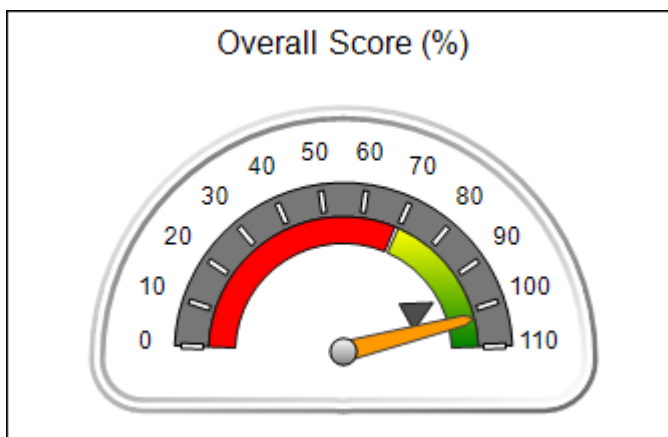
<b>5224 Shawn Lane, Stone Mountain, GA 30088</b>  <b>Phone: 770-686-5169</b>  <b>Vendor ID# 73965</b>	Quarterly Scores (Grades)		Current Quarter Score (Grade)
	Q1: 106.15 (A+)	Q2: 102.22 (A+)	<b>102.22%</b> <b>(A+)</b>
	Q3: 98.10 (A+)	Q4: 103.17 (A+)	

Program Census Information:	# Children in Care During Quarter: 7	# Placements During Quarter: 7	# Children in Care On Last Day: 6
-----------------------------	--------------------------------------	--------------------------------	-----------------------------------

**Quarterly Provider Comparisons to All CCIs**

■■■■■■■■ indicates MalTx Threshold

▼ ————— indicates average for all CCIs





**DHS, DFCS, Office of Provider Management**  
**Performance-Based Placement Measures**  
**RBWO Provider GA+SCORECARD - CCI**



**Report Quarter: Q2 FY2016**

**Provider/Program Name: Little Debbie's Second Chance Home, Inc. - Boys to Men (1042) - CCI**

<b>5224 Shawn Lane, Stone Mountain, GA 30088</b>  <b>Phone: 770-686-5169</b>  <b>Vendor ID# 73965</b>	<b>Quarterly Scores (Grades)</b>		<b>Current Quarter Score (Grade)</b>
	<b>Q1: 106.15 (A+)</b>	<b>Q2: 102.22 (A+)</b>	<b>102.22%</b>
	<b>Q3: 98.10 (A+)</b>	<b>Q4: 103.17 (A+)</b>	<b>(A+)</b>

<b>Program Census Information:</b>	<b># Children in Care During Quarter: 7</b>	<b># Placements During Quarter: 7</b>	<b># Children in Care On Last Day: 6</b>
------------------------------------	---	---------------------------------------	--

	<b>Avg Performance All CCIs (%)</b>	<b>Provider Performance (%)*</b>	<b>Possible Points (Weight)</b>	<b>Provider Points Earned</b>
--	-------------------------------------	----------------------------------	---------------------------------	-------------------------------

**OPM Monitoring Reviews**

Annual Comprehensive Reviews	91%	96%	25	23.92
Safety Reviews	96%	94%	15	14.14
<b>Monitoring Sub-Total</b>			<b>40</b>	<b>38.06</b>

**CCI Safety Outcomes**

Incidence of Maltreatment	0.10%	No Substantiated Reports	10	10.00
Staff Training	70%	50%	4	2.00
<b>Safety Sub-Total</b>			<b>14</b>	<b>12.00</b>

**CCI Permanency Outcomes**

Placement Stability	94%	86%	20	17.20
Sibling Contacts	8%	None Planned		
<b>Permanency Sub-Total</b>			<b>20</b>	<b>17.20</b>

**CCI Well-Being Outcomes**

EPSDT Medical Visits	91%	100%	4	4.00
EPSDT Dental Visits	88%	100%	4	4.00
Academic Supports	83%	100%	4	4.00
Provider ECEM Visits	81%	100%	7	7.00
Provider General Contacts	77%	94%	7	6.58
<b>Well-Being Sub-Total</b>			<b>26</b>	<b>25.58</b>

\*Performance calculation descriptions can be found in the FY 2016 RBWO PBP Measurements and Standards Guide.

<b>Monitoring &amp; Outcomes: Possible Points = 100</b>		<b>Points Earned = 92.84</b>	
<b>Score Before Incentives Credit</b>		<b>92.84%</b>	
<b>Incentives Awarded</b>		<b>9.38 pts</b>	
<b>PBP Verification</b>		<b>0.00 pts</b>	
<b>Total Score</b>		<b>102.22%</b>	

**Provider/Program Name: Little Debbie's Second Chance Home, Inc. - Boys to Men (1042) - CCI**





**DHS, DFCS, Office of Provider Management**  
**Performance-Based Placement Measures**  
**RBWO Provider GA+SCORECARD - CCI**



**Report Quarter: Q2 FY2016**

Program Census Information:		# Children in Care During Quarter: 7	# Placements During Quarter: 7	# Children in Care On Last Day: 6
CCI Incentive Credits	Avg Performance All CCIs (Points)	Provider Performance (%)*	Possible Points (Weight)	Provider Points Earned
Early EPSDT Medical Visits		Not Eligible	2	
Early EPSDT Dental Visits		100%	2	2.00
Permanency Contacts		None Planned	5	
Additional Academic Supports		69%	2	1.38
Active Agency Accreditation		50%	4	2.00
Staff Clinical Licensure		0%	5	0.00
Behavior Management (threshold = 0)		100%	4	4.00
<b>Incentives Total</b>	<b>7.95</b>		<b>24</b>	<b>9.38</b>
Maximum total combined incentive credit allowed is 10 points.			<b>Incentives Awarded</b>	<b>9.38</b>
*Performance calculation descriptions can be found in the FY 2016 RBWO PBP Measurements and Standards Guide.				

Child Protective Services Investigations and Dispositions		
The following investigations data, which is not used for scoring but is considered significant to a provider's performance, is from Georgia SHINES and is not considered final or complete until the end of the fiscal year.		
Total Reports:	0	
Number Screened In:	0	
Number Screened Out:	0	
Number Substantiated:	0	
Number Unsubstantiated:	0	
Number Active CPS Investigations:	0	



**DHS, DFCS, Office of Provider Management**  
**Performance-Based Placement Measures**  
**RBWO Provider GA+SCORECARD - CCI**



**Report Quarter: Q2 FY2016**

**Provider/Program Name: Little Debbie's Second Chance Home, Inc. - Columbia (5214) - CCI**

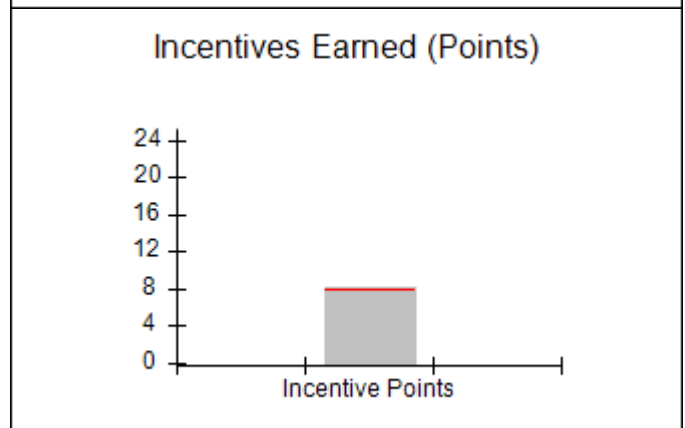
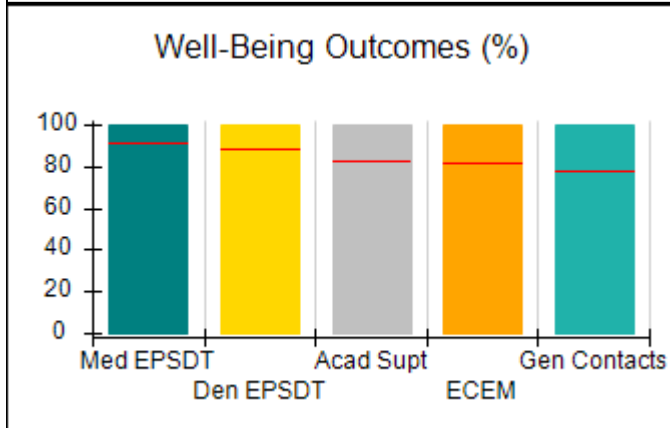
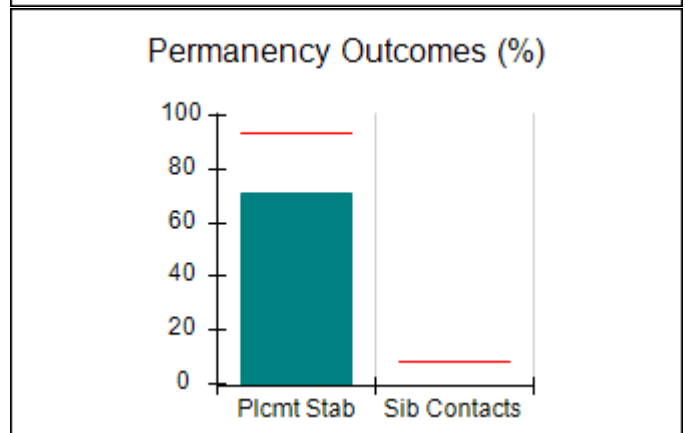
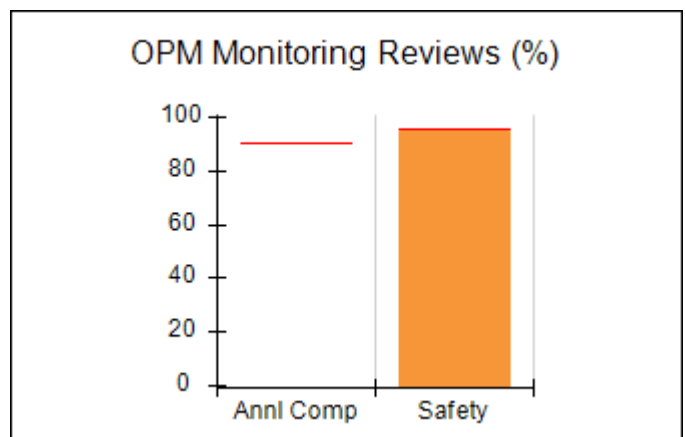
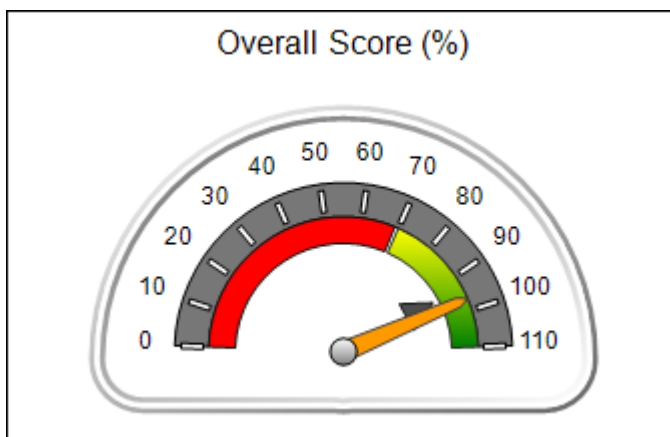
<b>1322 Columbia Drive, Decatur, GA 30032</b>  <b>Phone: 404-296-1311</b>  <b>Vendor ID# 136089</b>	Quarterly Scores (Grades)		Current Quarter Score (Grade)
	Q1: 81.15 (B-)	Q2: 96.80 (A)	<b>96.80%</b>
	Q3: 108.40 (A+)	Q4: 104.29 (A+)	<b>(A)</b>

Program Census Information:	# Children in Care During Quarter: 7	# Placements During Quarter: 7	# Children in Care On Last Day: 3
-----------------------------	--------------------------------------	--------------------------------	-----------------------------------

**Quarterly Provider Comparisons to All CCIs**

■■■■■■■■ indicates MalTx Threshold

▼ ————— indicates average for all CCIs





**DHS, DFCS, Office of Provider Management**  
**Performance-Based Placement Measures**  
**RBWO Provider GA+SCORECARD - CCI**



**Report Quarter: Q2 FY2016**

**Provider/Program Name: Little Debbie's Second Chance Home, Inc. - Columbia (5214) - CCI**

<b>1322 Columbia Drive, Decatur, GA 30032</b>  <b>Phone: 404-296-1311</b>  <b>Vendor ID# 136089</b>	<b>Quarterly Scores (Grades)</b>		<b>Current Quarter Score (Grade)</b>
	<b>Q1: 81.15 (B-)</b>	<b>Q2: 96.80 (A)</b>	<b>96.80%</b>
	<b>Q3: 108.40 (A+)</b>	<b>Q4: 104.29 (A+)</b>	<b>(A)</b>

<b>Program Census Information:</b>	<b># Children in Care During Quarter: 7</b>	<b># Placements During Quarter: 7</b>	<b># Children in Care On Last Day: 3</b>
------------------------------------	---	---------------------------------------	--

	<b>Avg Performance All CCIs (%)</b>	<b>Provider Performance (%)*</b>	<b>Possible Points (Weight)</b>	<b>Provider Points Earned</b>
--	-------------------------------------	----------------------------------	---------------------------------	-------------------------------

**OPM Monitoring Reviews**

Annual Comprehensive Reviews	91%	Not Yet Conducted		
Safety Reviews	96%	95%	15	14.25
<b>Monitoring Sub-Total</b>			<b>15</b>	<b>14.25</b>

**CCI Safety Outcomes**

Incidence of Maltreatment	0.10%	No Substantiated Reports	10	10.00
Staff Training	70%	50%	4	2.00
<b>Safety Sub-Total</b>			<b>14</b>	<b>12.00</b>

**CCI Permanency Outcomes**

Placement Stability	94%	71%	20	14.20
Sibling Contacts	8%	None Planned		
<b>Permanency Sub-Total</b>			<b>20</b>	<b>14.20</b>

**CCI Well-Being Outcomes**

EPSDT Medical Visits	91%	100%	4	4.00
EPSDT Dental Visits	88%	100%	4	4.00
Academic Supports	83%	100%	4	4.00
Provider ECEM Visits	81%	100%	7	7.00
Provider General Contacts	77%	100%	7	7.00
<b>Well-Being Sub-Total</b>			<b>26</b>	<b>26.00</b>

\*Performance calculation descriptions can be found in the FY 2016 RBWO PBP Measurements and Standards Guide.

<b>Monitoring &amp; Outcomes: Possible Points = 75</b>		<b>Points Earned = 66.45</b>	
<b>Score Before Incentives Credit</b>		<b>88.60%</b>	
<b>Incentives Awarded</b>		<b>8.20 pts</b>	
<b>PBP Verification</b>		<b>N/A pts</b>	
<b>Total Score</b>		<b>96.80%</b>	

**Provider/Program Name: Little Debbie's Second Chance Home, Inc. - Columbia (5214) - CCI**



**DHS, DFCS, Office of Provider Management**  
**Performance-Based Placement Measures**  
**RBWO Provider GA+SCORECARD - CCI**



**Report Quarter: Q2 FY2016**

Program Census Information:		# Children in Care During Quarter: 7	# Placements During Quarter: 7	# Children in Care On Last Day: 3
CCI Incentive Credits	Avg Performance All CCIs (Points)	Provider Performance (%)*	Possible Points (Weight)	Provider Points Earned
Early EPSDT Medical Visits		100%	2	2.00
Early EPSDT Dental Visits		100%	2	2.00
Permanency Contacts		None Planned	5	
Additional Academic Supports		10%	2	0.20
Active Agency Accreditation		0%	4	0.00
Staff Clinical Licensure		0%	5	0.00
Behavior Management (threshold = 0)		100%	4	4.00
<b>Incentives Total</b>	<b>7.95</b>		<b>24</b>	<b>8.20</b>
Maximum total combined incentive credit allowed is 10 points.			<b>Incentives Awarded</b>	<b>8.20</b>

\*Performance calculation descriptions can be found in the FY 2016 RBWO PBP Measurements and Standards Guide.

Child Protective Services Investigations and Dispositions		
The following investigations data, which is not used for scoring but is considered significant to a provider's performance, is from Georgia SHINES and is not considered final or complete until the end of the fiscal year.		
Total Reports:	1	
Number Screened In:	0	
Number Screened Out:	1	
Number Substantiated:	0	
Number Unsubstantiated:	0	
Number Active CPS Investigations:	0	



**DHS, DFCS, Office of Provider Management**  
**Performance-Based Placement Measures**  
**RBWO Provider GA+SCORECARD - CCI**



**Report Quarter: Q2 FY2016**

**Provider/Program Name: Little Debbie's Second Chance Home, Inc. - dba Ida's Cove III (5111) - CCI**

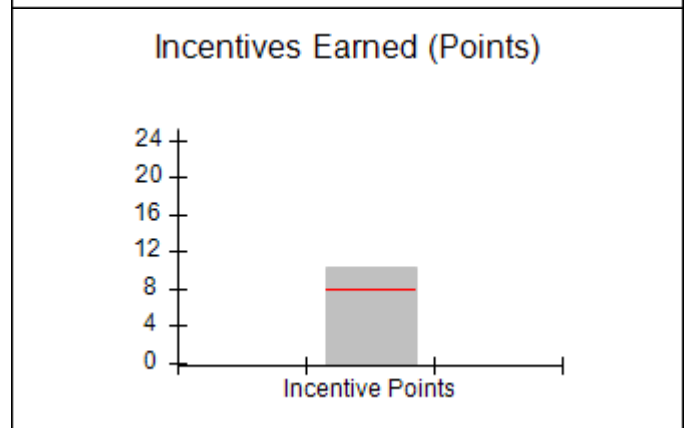
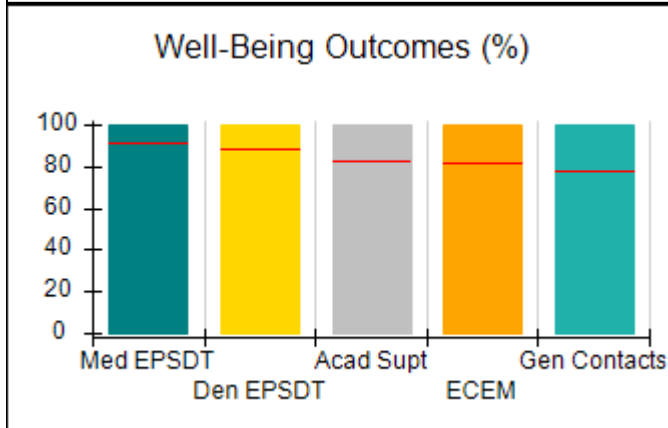
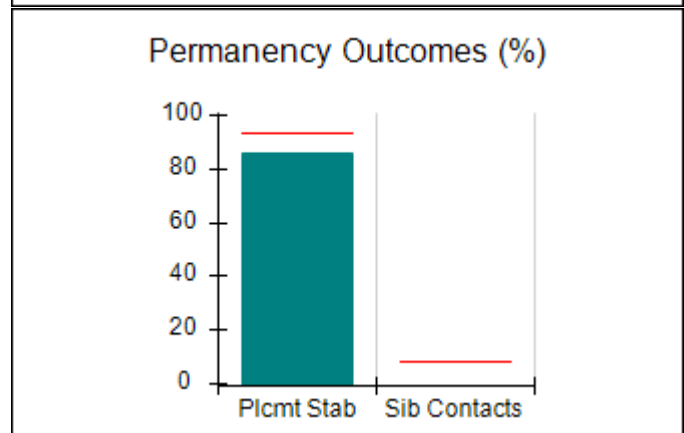
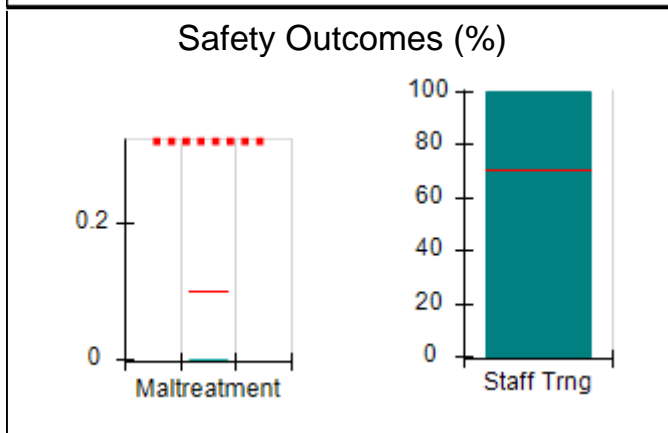
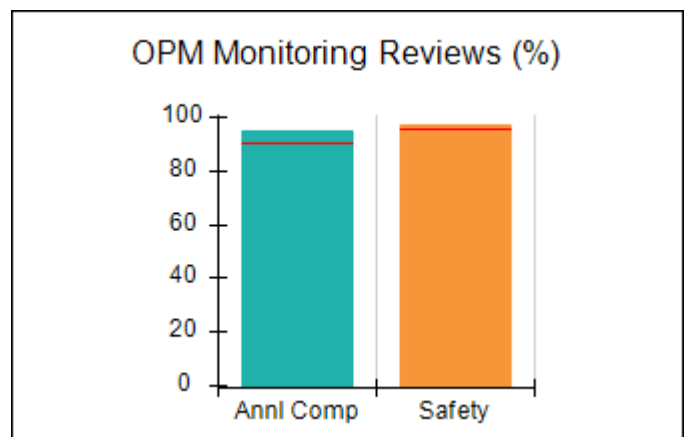
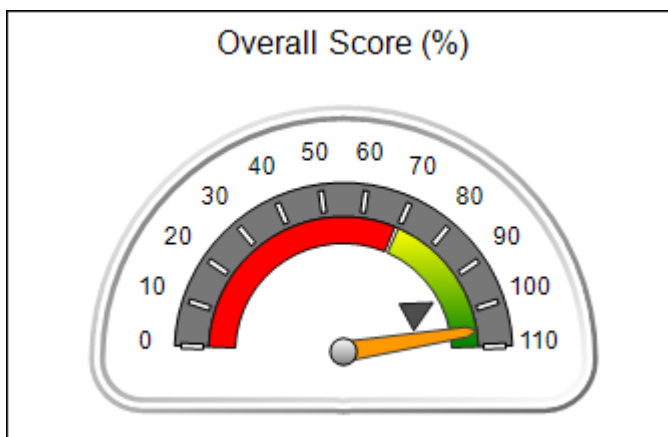
<b>994 Millard Road, Stone Mountain, GA 30088</b>  <b>Phone: 770-879-0432</b>  <b>Vendor ID# 90547</b>	Quarterly Scores (Grades)		Current Quarter Score (Grade)
	Q1: 103.55 (A+)	Q2: 105.60 (A+)	<b>105.60%</b> <b>(A+)</b>
	Q3: 106.93 (A+)	Q4: 102.09 (A+)	

Program Census Information:	# Children in Care During Quarter: 7	# Placements During Quarter: 7	# Children in Care On Last Day: 5
-----------------------------	--------------------------------------	--------------------------------	-----------------------------------

**Quarterly Provider Comparisons to All CCIs**

■■■■■■■■ indicates MalTx Threshold

▼ ————— indicates average for all CCIs





**DHS, DFCS, Office of Provider Management**  
**Performance-Based Placement Measures**  
**RBWO Provider GA+SCORECARD - CCI**



**Report Quarter: Q2 FY2016**

<b>Provider/Program Name: Little Debbie's Second Chance Home, Inc. - dba Ida's Cove III (5111) - CCI</b>				
994 Millard Road, Stone Mountain, GA 30088		Quarterly Scores (Grades)		Current Quarter Score (Grade)
Phone: 770-879-0432		Q1: 103.55 (A+)	Q2: 105.60 (A+)	<b>105.60% (A+)</b>
Vendor ID# 90547		Q3: 106.93 (A+)	Q4: 102.09 (A+)	
Program Census Information:		# Children in Care During Quarter: 7	# Placements During Quarter: 7	# Children in Care On Last Day: 5
	Avg Performance All CCIs (%)	Provider Performance (%)*	Possible Points (Weight)	Provider Points Earned
<b>OPM Monitoring Reviews</b>				
Annual Comprehensive Reviews	91%	95%	25	23.76
Safety Reviews	96%	98%	15	14.64
<b>Monitoring Sub-Total</b>			<b>40</b>	<b>38.40</b>
<b>CCI Safety Outcomes</b>				
Incidence of Maltreatment	0.10%	No Substantiated Reports	10	10.00
Staff Training	70%	100%	4	4.00
<b>Safety Sub-Total</b>			<b>14</b>	<b>14.00</b>
<b>CCI Permanency Outcomes</b>				
Placement Stability	94%	86%	20	17.20
Sibling Contacts	8%	None Planned		
<b>Permanency Sub-Total</b>			<b>20</b>	<b>17.20</b>
<b>CCI Well-Being Outcomes</b>				
EPSDT Medical Visits	91%	100%	4	4.00
EPSDT Dental Visits	88%	100%	4	4.00
Academic Supports	83%	100%	4	4.00
Provider ECEM Visits	81%	100%	7	7.00
Provider General Contacts	77%	100%	7	7.00
<b>Well-Being Sub-Total</b>			<b>26</b>	<b>26.00</b>
*Performance calculation descriptions can be found in the FY 2016 RBWO PBP Measurements and Standards Guide.				

<b>Monitoring &amp; Outcomes: Possible Points = 100</b>	<b>Points Earned = 95.60</b>
<b>Score Before Incentives Credit</b>	<b>95.60%</b>
<b>Incentives Awarded</b>	<b>10.00 pts</b>
<b>PBP Verification</b>	<b>N/A pts</b>
<b>Total Score</b>	<b>105.60%</b>

**Provider/Program Name: Little Debbie's Second Chance Home, Inc. - dba Ida's Cove III (5111) - CCI**



**DHS, DFCS, Office of Provider Management**  
**Performance-Based Placement Measures**  
**RBWO Provider GA+SCORECARD - CCI**



**Report Quarter: Q2 FY2016**

Program Census Information:		# Children in Care During Quarter: 7	# Placements During Quarter: 7	# Children in Care On Last Day: 5
CCI Incentive Credits	Avg Performance All CCIs (Points)	Provider Performance (%)*	Possible Points (Weight)	Provider Points Earned
Early EPSDT Medical Visits		100%	2	2.00
Early EPSDT Dental Visits		100%	2	2.00
Permanency Contacts		None Planned	5	
Additional Academic Supports		13%	2	0.26
Active Agency Accreditation		50%	4	2.00
Staff Clinical Licensure		0%	5	0.00
Behavior Management (threshold = 0)		100%	4	4.00
<b>Incentives Total</b>	<b>7.95</b>		<b>24</b>	<b>10.26</b>
Maximum total combined incentive credit allowed is 10 points.			<b>Incentives Awarded</b>	<b>10.00</b>

\*Performance calculation descriptions can be found in the FY 2016 RBWO PBP Measurements and Standards Guide.

Child Protective Services Investigations and Dispositions		
The following investigations data, which is not used for scoring but is considered significant to a provider's performance, is from Georgia SHINES and is not considered final or complete until the end of the fiscal year.		
Total Reports:	0	
Number Screened In:	0	
Number Screened Out:	0	
Number Substantiated:	0	
Number Unsubstantiated:	0	
Number Active CPS Investigations:	0	



**DHS, DFCS, Office of Provider Management**  
**Performance-Based Placement Measures**  
**RBWO Provider GA+SCORECARD - CCI**

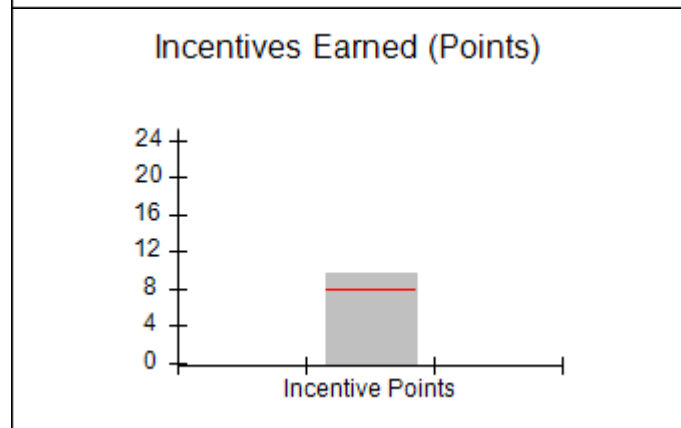
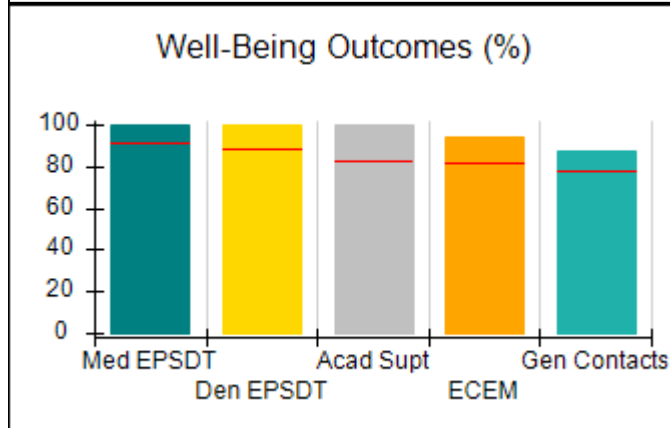
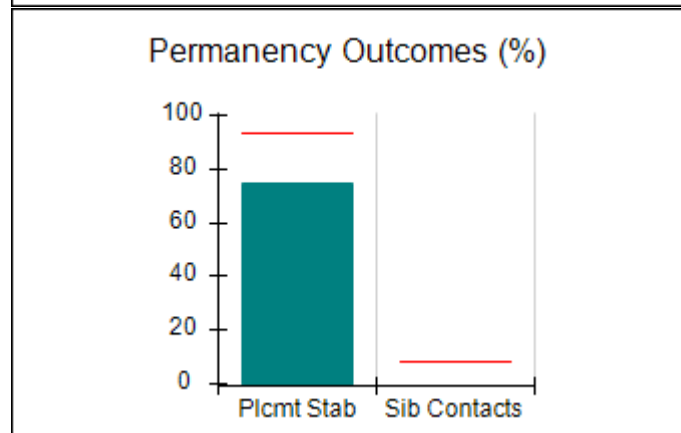
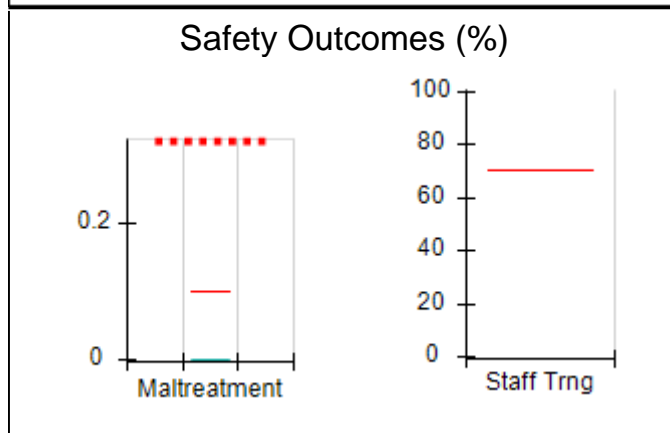
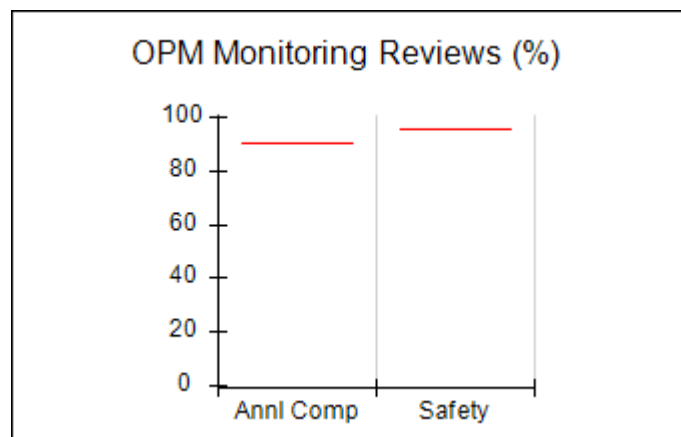
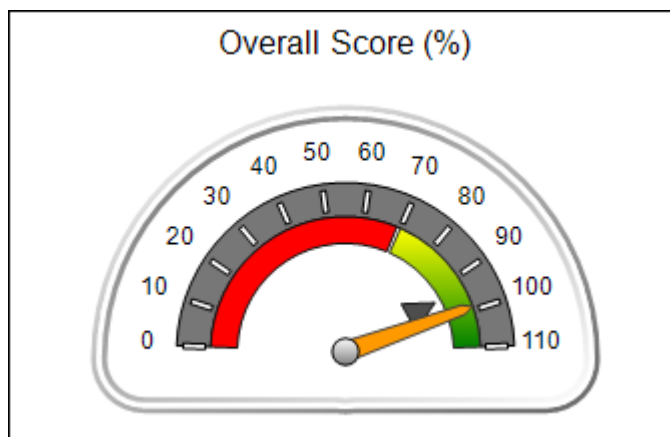


**Report Quarter: Q2 FY2016**

Provider/Program Name: Little Debbie's Second Chance Home, Inc. - DePauw (5207) - CCI			
<b>4098 DePauw Way, Decatur, GA 30034</b>  <b>Phone: 404-296-1311</b>  <b>Vendor ID# 133660</b>	Quarterly Scores (Grades)		Current Quarter Score (Grade)
	Q1: 92.93 (A-)	Q2: 99.05 (A+)	<b>99.05%</b>
	Q3: 105.79 (A+)	Q4: 100.23 (A+)	<b>(A+)</b>
Program Census Information:	# Children in Care During Quarter: 8	# Placements During Quarter: 8	# Children in Care On Last Day: 5
Quarterly Provider Comparisons to All CCIs			

■■■■■■■■ indicates MalTx Threshold

▼ ————— indicates average for all CCIs







**DHS, DFCS, Office of Provider Management**  
**Performance-Based Placement Measures**  
**RBWO Provider GA+SCORECARD - CCI**



**Report Quarter: Q2 FY2016**

**Provider/Program Name: Little Debbie's Second Chance Home, Inc. - DePauw (5207) - CCI**

<b>4098 DePauw Way, Decatur, GA 30034</b>  <b>Phone: 404-296-1311</b>  <b>Vendor ID# 133660</b>	<b>Quarterly Scores (Grades)</b>		<b>Current Quarter Score (Grade)</b>
	<b>Q1: 92.93 (A-)</b>	<b>Q2: 99.05 (A+)</b>	<b>99.05% (A+)</b>
	<b>Q3: 105.79 (A+)</b>	<b>Q4: 100.23 (A+)</b>	

<b>Program Census Information:</b>	<b># Children in Care During Quarter: 8</b>	<b># Placements During Quarter: 8</b>	<b># Children in Care On Last Day: 5</b>
------------------------------------	---	---------------------------------------	--

	<b>Avg Performance All CCIs (%)</b>	<b>Provider Performance (%)*</b>	<b>Possible Points (Weight)</b>	<b>Provider Points Earned</b>
--	-------------------------------------	----------------------------------	---------------------------------	-------------------------------

**OPM Monitoring Reviews**

Annual Comprehensive Reviews	91%	Not Yet Conducted		
Safety Reviews	96%	Not Yet Conducted		
<b>Monitoring Sub-Total</b>				<b>0.00</b>

**CCI Safety Outcomes**

Incidence of Maltreatment	0.10%	No Substantiated Reports	14	14.00
Staff Training	70%	Not Eligible		
<b>Safety Sub-Total</b>			<b>14</b>	<b>14.00</b>

**CCI Permanency Outcomes**

Placement Stability	94%	75%	20	15.00
Sibling Contacts	8%	None Planned		
<b>Permanency Sub-Total</b>			<b>20</b>	<b>15.00</b>

**CCI Well-Being Outcomes**

EPSDT Medical Visits	91%	100%	4	4.00
EPSDT Dental Visits	88%	100%	4	4.00
Academic Supports	83%	100%	4	4.00
Provider ECEM Visits	81%	94%	7	6.58
Provider General Contacts	77%	87%	7	6.09
<b>Well-Being Sub-Total</b>			<b>26</b>	<b>24.67</b>

\*Performance calculation descriptions can be found in the FY 2016 RBWO PBP Measurements and Standards Guide.

<b>Monitoring &amp; Outcomes: Possible Points = 60</b>	<b>Points Earned = 53.67</b>
<b>Score Before Incentives Credit</b>	<b>89.45%</b>
<b>Incentives Awarded</b>	<b>9.60 pts</b>
<b>PBP Verification</b>	<b>0.00 pts</b>
<b>Total Score</b>	<b>99.05%</b>

**Provider/Program Name: Little Debbie's Second Chance Home, Inc. - DePauw (5207) - CCI**



**DHS, DFCS, Office of Provider Management**  
**Performance-Based Placement Measures**  
**RBWO Provider GA+SCORECARD - CCI**



**Report Quarter: Q2 FY2016**

Program Census Information:		# Children in Care During Quarter: 8	# Placements During Quarter: 8	# Children in Care On Last Day: 5
CCI Incentive Credits	Avg Performance All CCIs (Points)	Provider Performance (%)*	Possible Points (Weight)	Provider Points Earned
Early EPSDT Medical Visits		100%	2	2.00
Early EPSDT Dental Visits		100%	2	2.00
Permanency Contacts		None Planned	5	
Additional Academic Supports		80%	2	1.60
Active Agency Accreditation		0%	4	0.00
Staff Clinical Licensure		0%	5	0.00
Behavior Management (threshold = 0)		100%	4	4.00
<b>Incentives Total</b>	<b>7.95</b>		<b>24</b>	<b>9.60</b>
Maximum total combined incentive credit allowed is 10 points.			<b>Incentives Awarded</b>	<b>9.60</b>

\*Performance calculation descriptions can be found in the FY 2016 RBWO PBP Measurements and Standards Guide.

Child Protective Services Investigations and Dispositions		
The following investigations data, which is not used for scoring but is considered significant to a provider's performance, is from Georgia SHINES and is not considered final or complete until the end of the fiscal year.		
Total Reports:	0	
Number Screened In:	0	
Number Screened Out:	0	
Number Substantiated:	0	
Number Unsubstantiated:	0	
Number Active CPS Investigations:	0	



DHS, DFCS, Office of Provider Management  
**Performance-Based Placement Measures**  
**RBWO Provider GA+SCORECARD - CCI**



Report Quarter: Q2 FY2016

**Provider/Program Name: Little Debbie's Second Chance Home, Inc. - Ellenwood Second Chance Home (966) - CCI**

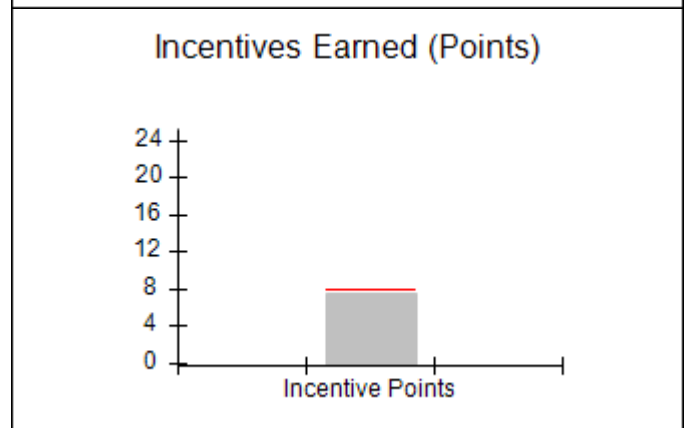
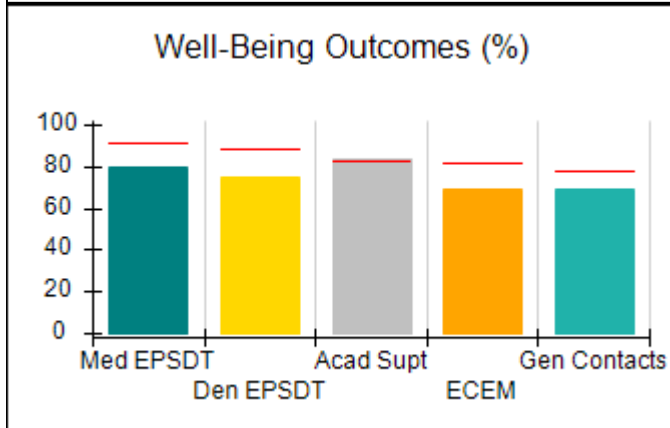
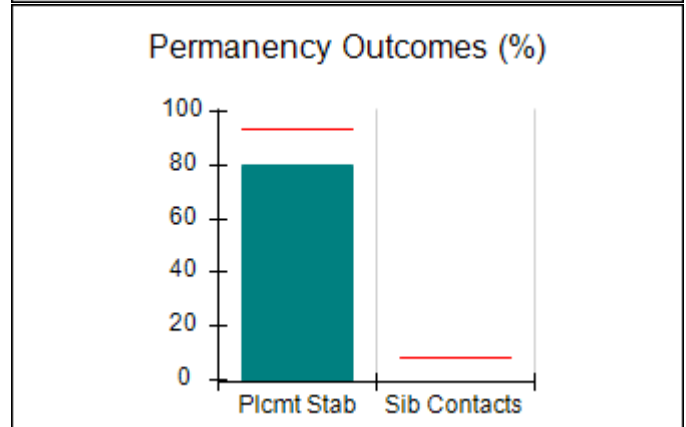
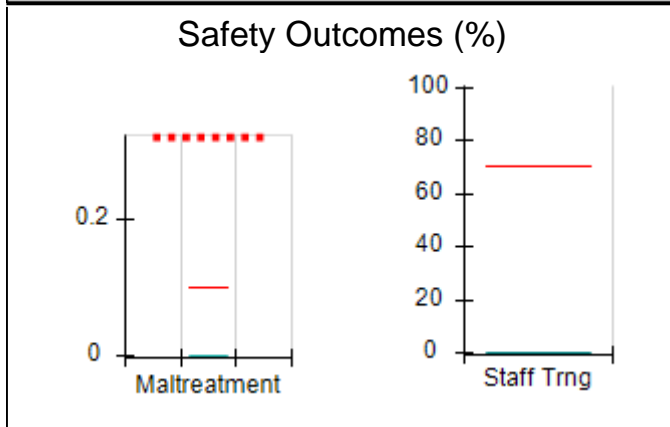
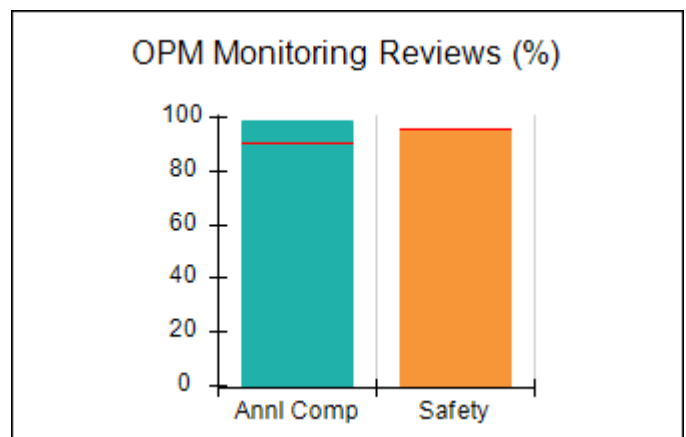
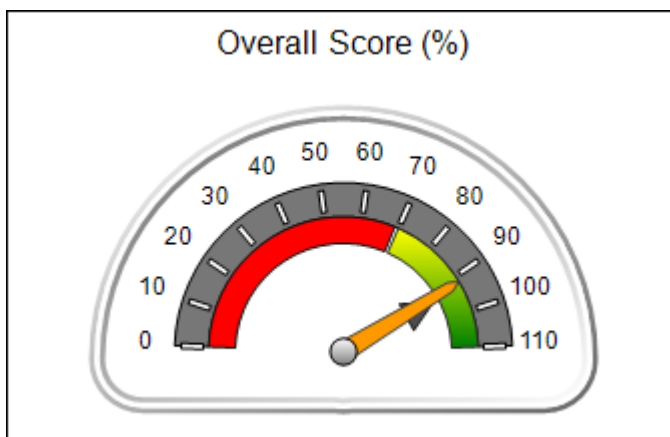
<b>4001 Weelaunee Road, Ellenwood, GA 30294</b>  <b>Phone: 404-244-7887</b>  <b>Vendor ID# 100782</b>	Quarterly Scores (Grades)		Current Quarter Score (Grade)
	Q1: 100.61 (A+)	Q2: 91.75 (A-)	<b>91.75%</b> <b>(A-)</b>
	Q3: 107.99 (A+)	Q4: 107.85 (A+)	

Program Census Information:	# Children in Care During Quarter: 5	# Placements During Quarter: 5	# Children in Care On Last Day: 2
-----------------------------	--------------------------------------	--------------------------------	-----------------------------------

**Quarterly Provider Comparisons to All CCIs**

■■■■■■■■ indicates MalTx Threshold

▼ ————— indicates average for all CCIs





**DHS, DFCS, Office of Provider Management**  
**Performance-Based Placement Measures**  
**RBWO Provider GA+SCORECARD - CCI**



**Report Quarter: Q2 FY2016**

**Provider/Program Name: Little Debbie's Second Chance Home, Inc. - Ellenwood Second Chance Home (966) - CCI**

<b>4001 Weelaunee Road, Ellenwood, GA 30294</b>  <b>Phone: 404-244-7887</b>  <b>Vendor ID# 100782</b>	<b>Quarterly Scores (Grades)</b>		<b>Current Quarter Score (Grade)</b>
	<b>Q1: 100.61 (A+)</b>	<b>Q2: 91.75 (A-)</b>	<b>91.75%</b>
	<b>Q3: 107.99 (A+)</b>	<b>Q4: 107.85 (A+)</b>	<b>(A-)</b>

<b>Program Census Information:</b>	<b># Children in Care During Quarter: 5</b>	<b># Placements During Quarter: 5</b>	<b># Children in Care On Last Day: 2</b>
------------------------------------	---	---------------------------------------	--

	<b>Avg Performance All CCIs (%)</b>	<b>Provider Performance (%)*</b>	<b>Possible Points (Weight)</b>	<b>Provider Points Earned</b>
--	-------------------------------------	----------------------------------	---------------------------------	-------------------------------

**OPM Monitoring Reviews**

Annual Comprehensive Reviews	91%	99%	25	24.75
Safety Reviews	96%	96%	15	14.33
<b>Monitoring Sub-Total</b>			<b>40</b>	<b>39.08</b>

**CCI Safety Outcomes**

Incidence of Maltreatment	0.10%	No Substantiated Reports	10	10.00
Staff Training	70%	0%	4	0.00
<b>Safety Sub-Total</b>			<b>14</b>	<b>10.00</b>

**CCI Permanency Outcomes**

Placement Stability	94%	80%	20	16.00
Sibling Contacts	8%	None Planned		
<b>Permanency Sub-Total</b>			<b>20</b>	<b>16.00</b>

**CCI Well-Being Outcomes**

EPSDT Medical Visits	91%	80%	4	3.20
EPSDT Dental Visits	88%	75%	4	3.00
Academic Supports	83%	83%	4	3.32
Provider ECEM Visits	81%	69%	7	4.83
Provider General Contacts	77%	69%	7	4.83
<b>Well-Being Sub-Total</b>			<b>26</b>	<b>19.18</b>

\*Performance calculation descriptions can be found in the FY 2016 RBWO PBP Measurements and Standards Guide.

<b>Monitoring &amp; Outcomes: Possible Points = 100</b>		<b>Points Earned = 84.25</b>	
<b>Score Before Incentives Credit</b>		<b>84.25%</b>	
<b>Incentives Awarded</b>		<b>7.50 pts</b>	
<b>PBP Verification</b>		<b>N/A pts</b>	
<b>Total Score</b>		<b>91.75%</b>	

**Provider/Program Name: Little Debbie's Second Chance Home, Inc. - Ellenwood Second Chance Home (966) - CCI**



**DHS, DFCS, Office of Provider Management**  
**Performance-Based Placement Measures**  
**RBWO Provider GA+SCORECARD - CCI**



**Report Quarter: Q2 FY2016**

Program Census Information:		# Children in Care During Quarter: 5	# Placements During Quarter: 5	# Children in Care On Last Day: 2
CCI Incentive Credits	Avg Performance All CCIs (Points)	Provider Performance (%)*	Possible Points (Weight)	Provider Points Earned
Early EPSDT Medical Visits		0%	2	0.00
Early EPSDT Dental Visits		75%	2	1.50
Permanency Contacts		None Planned	5	
Additional Academic Supports		0%	2	0.00
Active Agency Accreditation		50%	4	2.00
Staff Clinical Licensure		0%	5	0.00
Behavior Management (threshold = 0)		100%	4	4.00
<b>Incentives Total</b>	<b>7.95</b>		<b>24</b>	<b>7.50</b>
Maximum total combined incentive credit allowed is 10 points.			<b>Incentives Awarded</b>	<b>7.50</b>

\*Performance calculation descriptions can be found in the FY 2016 RBWO PBP Measurements and Standards Guide.

Child Protective Services Investigations and Dispositions		
The following investigations data, which is not used for scoring but is considered significant to a provider's performance, is from Georgia SHINES and is not considered final or complete until the end of the fiscal year.		
Total Reports:	0	
Number Screened In:	0	
Number Screened Out:	0	
Number Substantiated:	0	
Number Unsubstantiated:	0	
Number Active CPS Investigations:	0	



DHS, DFCS, Office of Provider Management  
**Performance-Based Placement Measures**  
**RBWO Provider GA+SCORECARD - CCI**



Report Quarter: Q2 FY2016

**Provider/Program Name: Little Debbie's Second Chance Home, Inc. - Joseph Ladder (5133) - CCI**

411 Rays Road, Stone Mountain, GA 30088

Phone: 770-686-5169

Vendor ID# 111817

**Quarterly Scores (Grades)**

**Current Quarter Score (Grade)**

Q1: 96.31 (A)

Q2: 101.47 (A+)

**101.47%**

Q3: 102.64 (A+)

Q4: 97.01 (A+)

**(A+)**

Program Census Information:

# Children in Care During Quarter: 8

# Placements During Quarter: 8

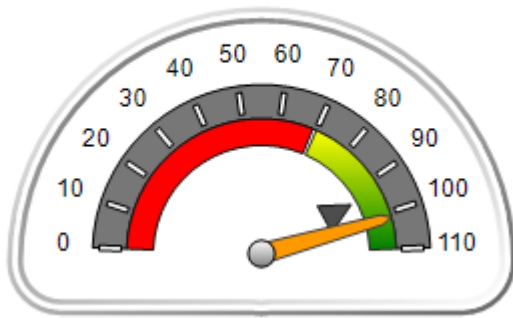
# Children in Care On Last Day: 4

**Quarterly Provider Comparisons to All CCIs**

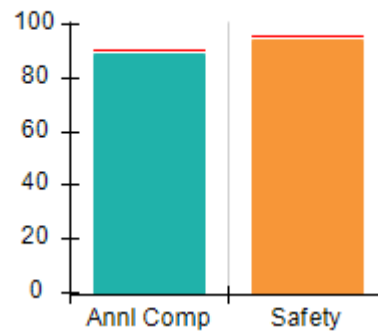
■■■■■■■■ indicates MalTx Threshold

▼ indicates average for all CCIs

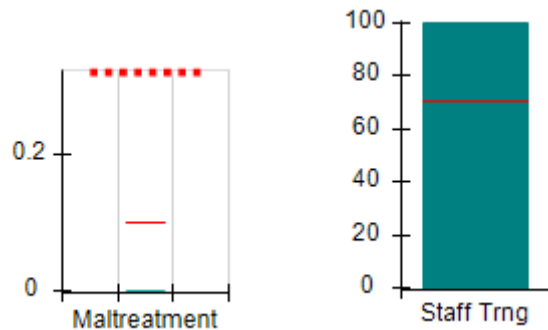
**Overall Score (%)**



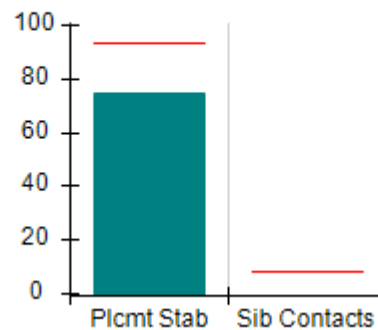
**OPM Monitoring Reviews (%)**



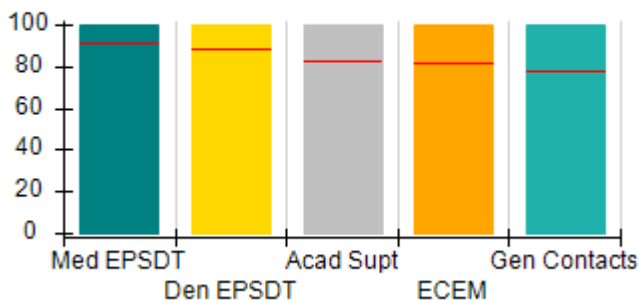
**Safety Outcomes (%)**



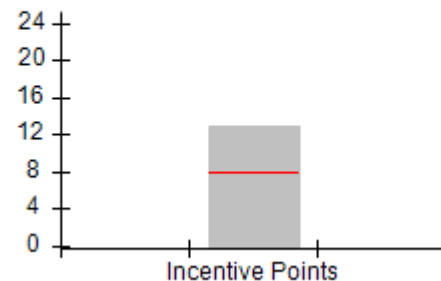
**Permanency Outcomes (%)**



**Well-Being Outcomes (%)**



**Incentives Earned (Points)**





**DHS, DFCS, Office of Provider Management**  
**Performance-Based Placement Measures**  
**RBWO Provider GA+SCORECARD - CCI**



**Report Quarter: Q2 FY2016**

<b>Provider/Program Name: Little Debbie's Second Chance Home, Inc. - Joseph Ladder (5133) - CCI</b>				
<b>411 Rays Road, Stone Mountain, GA 30088</b>		<b>Quarterly Scores (Grades)</b>		<b>Current Quarter Score (Grade)</b>
<b>Phone: 770-686-5169</b>		<b>Q1: 96.31 (A)</b>	<b>Q2: 101.47 (A+)</b>	<b>101.47%</b>
<b>Vendor ID# 111817</b>		<b>Q3: 102.64 (A+)</b>	<b>Q4: 97.01 (A+)</b>	<b>(A+)</b>
<b>Program Census Information:</b>		<b># Children in Care During Quarter: 8</b>	<b># Placements During Quarter: 8</b>	<b># Children in Care On Last Day: 4</b>
	<b>Avg Performance All CCIs (%)</b>	<b>Provider Performance (%)*</b>	<b>Possible Points (Weight)</b>	<b>Provider Points Earned</b>
<b>OPM Monitoring Reviews</b>				
Annual Comprehensive Reviews	91%	89%	25	22.33
Safety Reviews	96%	94%	15	14.14
<b>Monitoring Sub-Total</b>			<b>40</b>	<b>36.47</b>
<b>CCI Safety Outcomes</b>				
Incidence of Maltreatment	0.10%	No Substantiated Reports	10	10.00
Staff Training	70%	100%	4	4.00
<b>Safety Sub-Total</b>			<b>14</b>	<b>14.00</b>
<b>CCI Permanency Outcomes</b>				
Placement Stability	94%	75%	20	15.00
Sibling Contacts	8%	None Planned		
<b>Permanency Sub-Total</b>			<b>20</b>	<b>15.00</b>
<b>CCI Well-Being Outcomes</b>				
EPSDT Medical Visits	91%	100%	4	4.00
EPSDT Dental Visits	88%	100%	4	4.00
Academic Supports	83%	100%	4	4.00
Provider ECEM Visits	81%	100%	7	7.00
Provider General Contacts	77%	100%	7	7.00
<b>Well-Being Sub-Total</b>			<b>26</b>	<b>26.00</b>
*Performance calculation descriptions can be found in the FY 2016 RBWO PBP Measurements and Standards Guide.				

<b>Monitoring &amp; Outcomes: Possible Points = 100</b>		<b>Points Earned = 91.47</b>	
<b>Score Before Incentives Credit</b>			<b>91.47%</b>
<b>Incentives Awarded</b>			<b>10.00 pts</b>
<b>PBP Verification</b>			<b>0.00 pts</b>
<b>Total Score</b>			<b>101.47%</b>

**Provider/Program Name: Little Debbie's Second Chance Home, Inc. - Joseph Ladder (5133) - CCI**



**DHS, DFCS, Office of Provider Management**  
**Performance-Based Placement Measures**  
**RBWO Provider GA+SCORECARD - CCI**



**Report Quarter: Q2 FY2016**

Program Census Information:		# Children in Care During Quarter: 8	# Placements During Quarter: 8	# Children in Care On Last Day: 4
<b>CCI Incentive Credits</b>	<b>Avg Performance All CCIs (Points)</b>	<b>Provider Performance (%)*</b>	<b>Possible Points (Weight)</b>	<b>Provider Points Earned</b>
Early EPSDT Medical Visits		100%	2	2.00
Early EPSDT Dental Visits		100%	2	2.00
Permanency Contacts		None Planned	5	
Additional Academic Supports		46%	2	0.92
Active Agency Accreditation		100%	4	4.00
Staff Clinical Licensure		0%	5	0.00
Behavior Management (threshold = 0)		100%	4	4.00
<b>Incentives Total</b>	<b>7.95</b>		<b>24</b>	<b>12.92</b>
Maximum total combined incentive credit allowed is 10 points.			<b>Incentives Awarded</b>	<b>10.00</b>
*Performance calculation descriptions can be found in the FY 2016 RBWO PBP Measurements and Standards Guide.				

<b>Child Protective Services Investigations and Dispositions</b>		
The following investigations data, which is not used for scoring but is considered significant to a provider's performance, is from Georgia SHINES and is not considered final or complete until the end of the fiscal year.		
Total Reports:	0	
Number Screened In:	0	
Number Screened Out:	0	
Number Substantiated:	0	
Number Unsubstantiated:	0	
Number Active CPS Investigations:	0	





**DHS, DFCS, Office of Provider Management**  
**Performance-Based Placement Measures**  
**RBWO Provider GA+SCORECARD - CCI**



**Report Quarter: Q2 FY2016**

**Provider/Program Name: Little Debbie's Second Chance Home, Inc. - Maternity Home (5139) - CCI**

**2046 Stablewood Cove , Lithonia, GA 30058**

**Phone: 770-609-6380**

**Vendor ID# 114774**

**Quarterly Scores (Grades)**

**Current Quarter Score (Grade)**

**Q1: 83.32 (B-)**

**Q2: 74.81 (C)**

**74.81%**

**Q3: 98.30 (A+)**

**Q4: 98.30 (A+)**

**(C)**

**Program Census Information:**

# Children in Care During  
Quarter: 0

# Placements During  
Quarter: 0

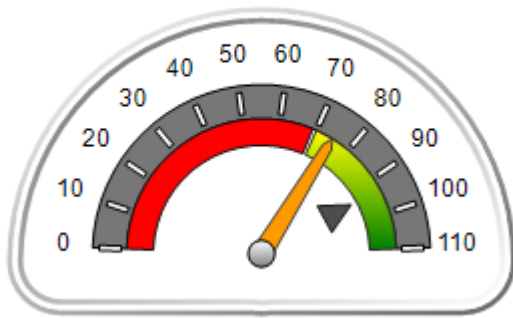
# Children in Care On Last  
Day: 0

**Quarterly Provider Comparisons to All CCIs**

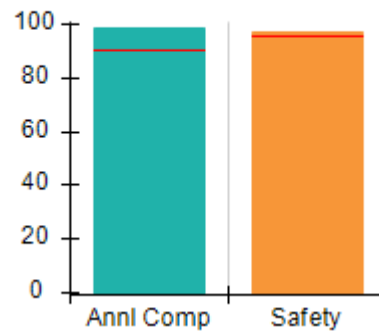
■■■■■■■■ indicates MalTx Threshold

▼ ————— indicates average for all CCIs

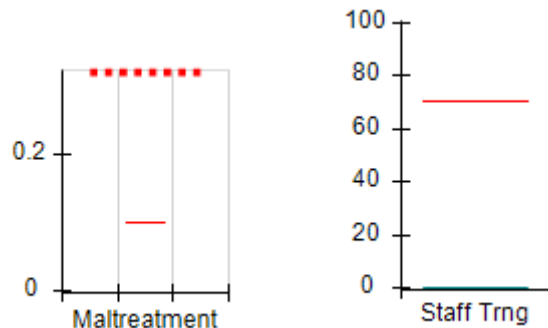
**Overall Score (%)**



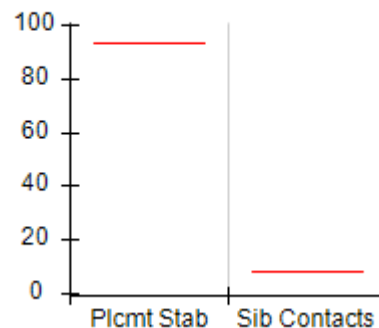
**OPM Monitoring Reviews (%)**



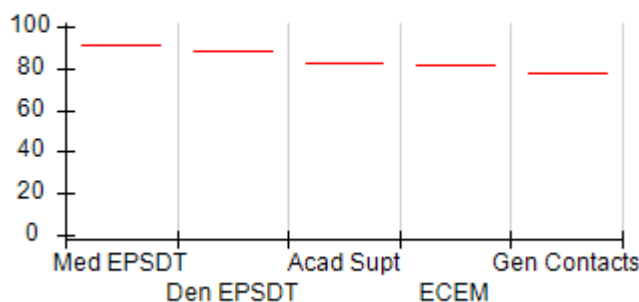
**Safety Outcomes (%)**



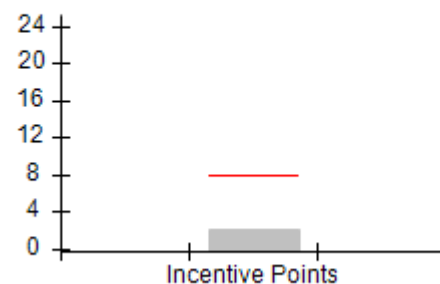
**Permanency Outcomes (%)**



**Well-Being Outcomes (%)**



**Incentives Earned (Points)**





**DHS, DFCS, Office of Provider Management**  
**Performance-Based Placement Measures**  
**RBWO Provider GA+SCORECARD - CCI**



**Report Quarter: Q2 FY2016**

<b>Provider/Program Name: Little Debbie's Second Chance Home, Inc. - Maternity Home (5139) - CCI</b>				
<b>2046 Stablewood Cove , Lithonia, GA 30058</b>		<b>Quarterly Scores (Grades)</b>		<b>Current Quarter Score (Grade)</b>
<b>Phone: 770-609-6380</b>		<b>Q1: 83.32 (B-)</b>	<b>Q2: 74.81 (C)</b>	<b>74.81%</b>
<b>Vendor ID# 114774</b>		<b>Q3: 98.30 (A+)</b>	<b>Q4: 98.30 (A+)</b>	<b>(C)</b>
Program Census Information:		# Children in Care During Quarter: 0	# Placements During Quarter: 0	# Children in Care On Last Day: 0
	<b>Avg Performance All CCIs (%)</b>	<b>Provider Performance (%)*</b>	<b>Possible Points (Weight)</b>	<b>Provider Points Earned</b>
<b>OPM Monitoring Reviews</b>				
Annual Comprehensive Reviews	91%	99%	25	24.77
Safety Reviews	96%	97%	15	14.55
<b>Monitoring Sub-Total</b>			<b>40</b>	<b>39.32</b>
<b>CCI Safety Outcomes</b>				
Incidence of Maltreatment	0.10%	Not Eligible		
Staff Training	70%	0%	14	0.00
<b>Safety Sub-Total</b>			<b>14</b>	<b>0.00</b>
<b>CCI Permanency Outcomes</b>				
Placement Stability	94%	Not Eligible		
Sibling Contacts	8%	None Planned		
<b>Permanency Sub-Total</b>			<b>N/A</b>	
<b>CCI Well-Being Outcomes</b>				
EPSDT Medical Visits	91%	Not Eligible		
EPSDT Dental Visits	88%	Not Eligible		
Academic Supports	83%	Not Eligible		
Provider ECEM Visits	81%	Not Eligible		
Provider General Contacts	77%	Not Eligible		
<b>Well-Being Sub-Total</b>			<b>N/A</b>	
*Performance calculation descriptions can be found in the FY 2016 RBWO PBP Measurements and Standards Guide.				

<b>Monitoring &amp; Outcomes: Possible Points = 54</b>		<b>Points Earned = 39.32</b>	
<b>Score Before Incentives Credit</b>			<b>72.81%</b>
<b>Incentives Awarded</b>			<b>2.00 pts</b>
<b>PBP Verification</b>			<b>N/A pts</b>
<b>Total Score</b>			<b>74.81%</b>

**Provider/Program Name: Little Debbie's Second Chance Home, Inc. - Maternity Home (5139) - CCI**



**DHS, DFCS, Office of Provider Management**  
**Performance-Based Placement Measures**  
**RBWO Provider GA+SCORECARD - CCI**



**Report Quarter: Q2 FY2016**

Program Census Information:		# Children in Care During Quarter: 0	# Placements During Quarter: 0	# Children in Care On Last Day: 0
CCI Incentive Credits	Avg Performance All CCIs (Points)	Provider Performance (%)*	Possible Points (Weight)	Provider Points Earned
Early EPSDT Medical Visits		Not Eligible	2	
Early EPSDT Dental Visits		Not Eligible	2	
Permanency Contacts		None Planned	5	
Additional Academic Supports		Not Eligible	2	
Active Agency Accreditation		50%	4	2.00
Staff Clinical Licensure		0%	5	0.00
Behavior Management (threshold = 0)		0%	4	
<b>Incentives Total</b>	<b>7.95</b>		<b>24</b>	<b>2.00</b>
Maximum total combined incentive credit allowed is 10 points.			<b>Incentives Awarded</b>	<b>2.00</b>

\*Performance calculation descriptions can be found in the FY 2016 RBWO PBP Measurements and Standards Guide.

### Child Protective Services Investigations and Dispositions

The following investigations data, which is not used for scoring but is considered significant to a provider's performance, is from Georgia SHINES and is not considered final or complete until the end of the fiscal year.

Total Reports:	0
Number Screened In:	0
Number Screened Out:	0
Number Substantiated:	0
Number Unsubstantiated:	0
Number Active CPS Investigations:	0



**DHS, DFCS, Office of Provider Management**  
**Performance-Based Placement Measures**  
**RBWO Provider GA+SCORECARD - CCI**  
**Report Quarter: Q2 FY2016**



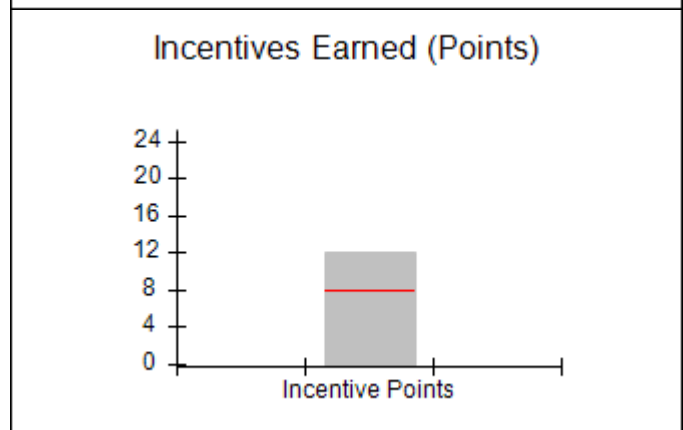
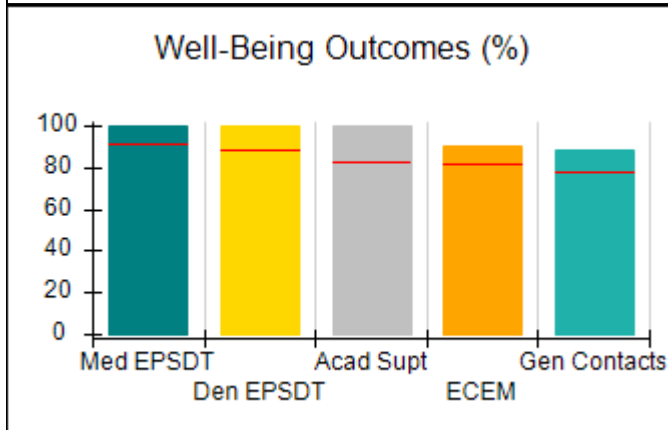
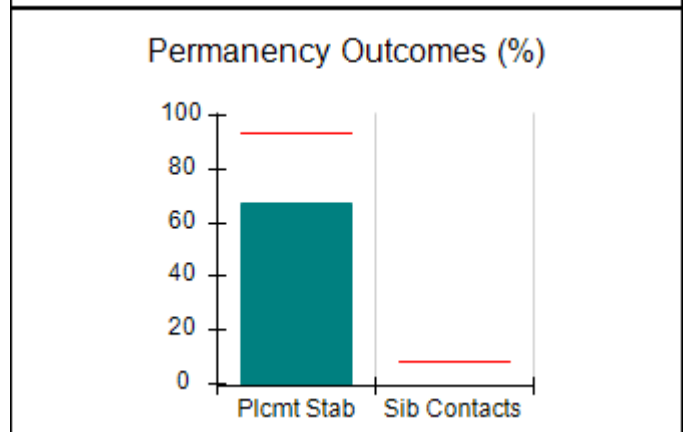
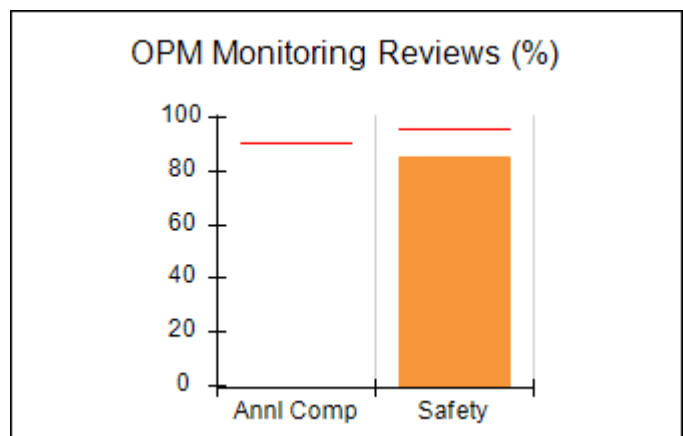
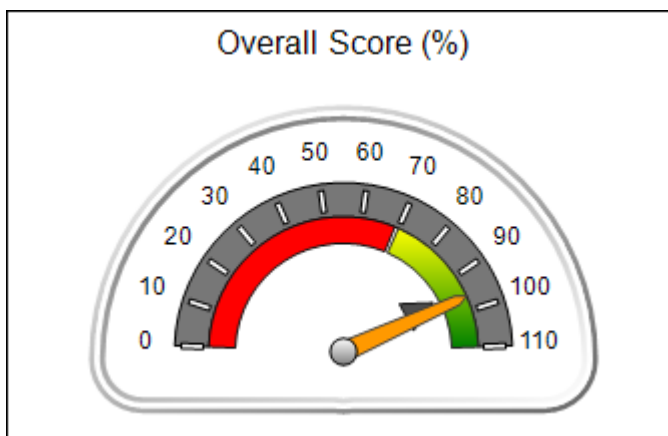
**Provider/Program Name: Little Debbie's Second Chance Home, Inc. - Redan (5213) - CCI**

<b>1597 Smithson Drive, Lithonia, GA 30058</b>  <b>Phone: 404-296-1311</b>  <b>Vendor ID# 136090</b>	<b>Quarterly Scores (Grades)</b>		<b>Current Quarter Score (Grade)</b>
	<b>Q1: 82.78 (B-)</b>	<b>Q2: 96.15 (A)</b>	<b>96.15%</b>
	<b>Q3: 90.43 (A-)</b>	<b>Q4: 99.46 (A+)</b>	<b>(A)</b>
Program Census Information:	# Children in Care During Quarter: 9	# Placements During Quarter: 9	# Children in Care On Last Day: 4

**Quarterly Provider Comparisons to All CCIs**

■■■■■■■■ indicates MalTx Threshold

▼ ————— indicates average for all CCIs





**DHS, DFCS, Office of Provider Management**  
**Performance-Based Placement Measures**  
**RBWO Provider GA+SCORECARD - CCI**  
**Report Quarter: Q2 FY2016**



**Provider/Program Name: Little Debbie's Second Chance Home, Inc. - Redan (5213) - CCI**

<b>1597 Smithson Drive, Lithonia, GA 30058</b>  <b>Phone: 404-296-1311</b>  <b>Vendor ID# 136090</b>	<b>Quarterly Scores (Grades)</b>		<b>Current Quarter Score (Grade)</b>
	<b>Q1: 82.78 (B-)</b>	<b>Q2: 96.15 (A)</b>	<b>96.15%</b>
	<b>Q3: 90.43 (A-)</b>	<b>Q4: 99.46 (A+)</b>	<b>(A)</b>

Program Census Information:	# Children in Care During Quarter: 9	# Placements During Quarter: 9	# Children in Care On Last Day: 4
-----------------------------	--------------------------------------	--------------------------------	-----------------------------------

	<b>Avg Performance All CCIs (%)</b>	<b>Provider Performance (%)*</b>	<b>Possible Points (Weight)</b>	<b>Provider Points Earned</b>
--	-------------------------------------	----------------------------------	---------------------------------	-------------------------------

**OPM Monitoring Reviews**

Annual Comprehensive Reviews	91%	Not Yet Conducted		
Safety Reviews	96%	85%	15	12.75
<b>Monitoring Sub-Total</b>			<b>15</b>	<b>12.75</b>

**CCI Safety Outcomes**

Incidence of Maltreatment	0.10%	No Substantiated Reports	10	10.00
Staff Training	70%	100%	4	4.00
<b>Safety Sub-Total</b>			<b>14</b>	<b>14.00</b>

**CCI Permanency Outcomes**

Placement Stability	94%	67%	20	13.40
Sibling Contacts	8%	None Planned		
<b>Permanency Sub-Total</b>			<b>20</b>	<b>13.40</b>

**CCI Well-Being Outcomes**

EPSDT Medical Visits	91%	100%	4	4.00
EPSDT Dental Visits	88%	100%	4	4.00
Academic Supports	83%	100%	4	4.00
Provider ECEM Visits	81%	90%	7	6.30
Provider General Contacts	77%	88%	7	6.16
<b>Well-Being Sub-Total</b>			<b>26</b>	<b>24.46</b>

\*Performance calculation descriptions can be found in the FY 2016 RBWO PBP Measurements and Standards Guide.

<b>Monitoring &amp; Outcomes: Possible Points = 75</b>		<b>Points Earned = 64.61</b>	
<b>Score Before Incentives Credit</b>		<b>86.15%</b>	
<b>Incentives Awarded</b>		<b>10.00 pts</b>	
<b>PBP Verification</b>		<b>N/A pts</b>	
<b>Total Score</b>		<b>96.15%</b>	

**Provider/Program Name: Little Debbie's Second Chance Home, Inc. - Redan (5213) - CCI**



**DHS, DFCS, Office of Provider Management**  
**Performance-Based Placement Measures**  
**RBWO Provider GA+SCORECARD - CCI**



**Report Quarter: Q2 FY2016**

Program Census Information:		# Children in Care During Quarter: 9	# Placements During Quarter: 9	# Children in Care On Last Day: 4
CCI Incentive Credits	Avg Performance All CCIs (Points)	Provider Performance (%)*	Possible Points (Weight)	Provider Points Earned
Early EPSDT Medical Visits		100%	2	2.00
Early EPSDT Dental Visits		100%	2	2.00
Permanency Contacts		None Planned	5	
Additional Academic Supports		100%	2	2.00
Active Agency Accreditation		50%	4	2.00
Staff Clinical Licensure		0%	5	0.00
Behavior Management (threshold = 0)		100%	4	4.00
<b>Incentives Total</b>	<b>7.95</b>		<b>24</b>	<b>12.00</b>
Maximum total combined incentive credit allowed is 10 points.			<b>Incentives Awarded</b>	<b>10.00</b>

\*Performance calculation descriptions can be found in the FY 2016 RBWO PBP Measurements and Standards Guide.

Child Protective Services Investigations and Dispositions		
The following investigations data, which is not used for scoring but is considered significant to a provider's performance, is from Georgia SHINES and is not considered final or complete until the end of the fiscal year.		
Total Reports:	0	
Number Screened In:	0	
Number Screened Out:	0	
Number Substantiated:	0	
Number Unsubstantiated:	0	
Number Active CPS Investigations:	0	



**DHS, DFCS, Office of Provider Management**  
**Performance-Based Placement Measures**  
**RBWO Provider GA+SCORECARD - CCI**  
**Report Quarter: Q2 FY2016**



**Provider/Program Name: Marcella's Community Safe House - (5173) - CCI**

1286 Shuman Road, Statesboro, GA 30461

Phone: 912-587-7496

Vendor ID# 121477

**Quarterly Scores (Grades)**

**Current Quarter Score (Grade)**

Q1: 94.05 (A)

Q2: 96.41 (A)

**96.41%**

Q3: 92.04 (A-)

Q4: 95.57 (A)

**(A)**

Program Census Information:

# Children in Care During  
Quarter: 14

# Placements During  
Quarter: 14

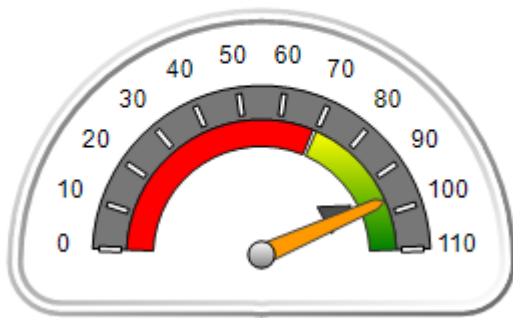
# Children in Care On Last  
Day: 4

**Quarterly Provider Comparisons to All CCIs**

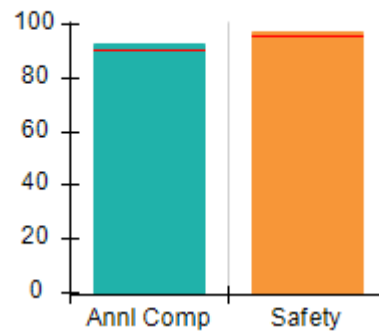
■■■■■■■■ indicates MalTx Threshold

▼ ————— indicates average for all CCIs

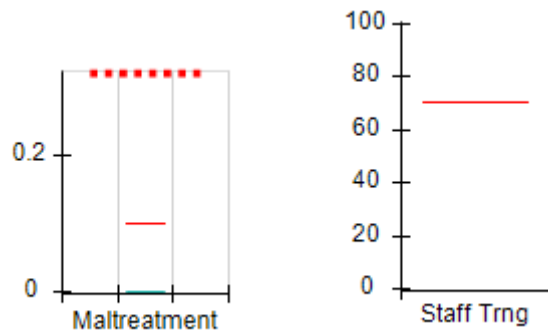
**Overall Score (%)**



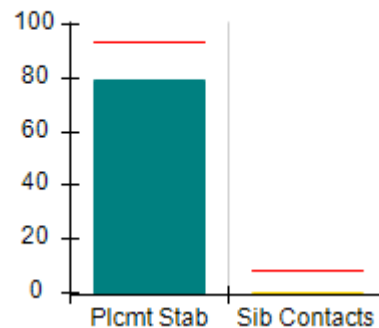
**OPM Monitoring Reviews (%)**



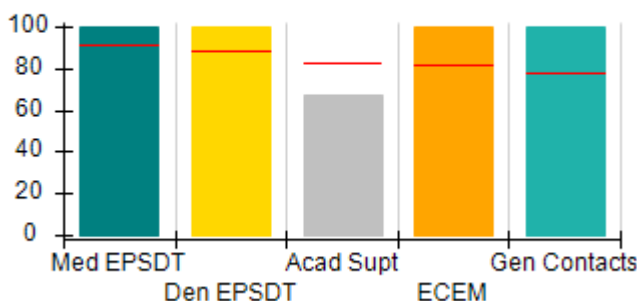
**Safety Outcomes (%)**



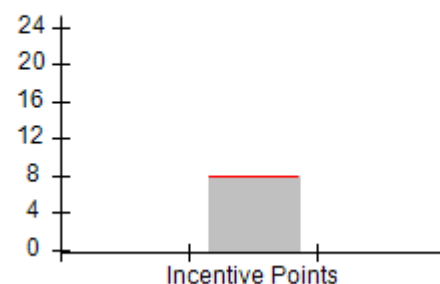
**Permanency Outcomes (%)**



**Well-Being Outcomes (%)**



**Incentives Earned (Points)**





**DHS, DFCS, Office of Provider Management**  
**Performance-Based Placement Measures**  
**RBWO Provider GA+SCORECARD - CCI**



**Report Quarter: Q2 FY2016**

**Provider/Program Name: Marcella's Community Safe House - (5173) - CCI**

1286 Shuman Road, Statesboro, GA 30461		<b>Quarterly Scores (Grades)</b>		<b>Current Quarter Score (Grade)</b>
Phone: 912-587-7496		<b>Q1: 94.05 (A)</b>	<b>Q2: 96.41 (A)</b>	<b>96.41%</b>
Vendor ID# 121477		<b>Q3: 92.04 (A-)</b>	<b>Q4: 95.57 (A)</b>	<b>(A)</b>
Program Census Information:		# Children in Care During Quarter: 14	# Placements During Quarter: 14	# Children in Care On Last Day: 4
	<b>Avg Performance All CCIs (%)</b>	<b>Provider Performance (%)*</b>	<b>Possible Points (Weight)</b>	<b>Provider Points Earned</b>
<b>OPM Monitoring Reviews</b>				
Annual Comprehensive Reviews	91%	93%	25	23.25
Safety Reviews	96%	98%	15	14.63
<b>Monitoring Sub-Total</b>			<b>40</b>	<b>37.88</b>
<b>CCI Safety Outcomes</b>				
Incidence of Maltreatment	0.10%	No Substantiated Reports	14	14.00
Staff Training	70%	Not Eligible		
<b>Safety Sub-Total</b>			<b>14</b>	<b>14.00</b>
<b>CCI Permanency Outcomes</b>				
Placement Stability	94%	79%	15	11.85
Sibling Contacts	8%	0%	5	0.00
<b>Permanency Sub-Total</b>			<b>20</b>	<b>11.85</b>
<b>CCI Well-Being Outcomes</b>				
EPSDT Medical Visits	91%	100%	4	4.00
EPSDT Dental Visits	88%	100%	4	4.00
Academic Supports	83%	67%	4	2.68
Provider ECEM Visits	81%	100%	7	7.00
Provider General Contacts	77%	100%	7	7.00
<b>Well-Being Sub-Total</b>			<b>26</b>	<b>24.68</b>
*Performance calculation descriptions can be found in the FY 2016 RBWO PBP Measurements and Standards Guide.				

<b>Monitoring &amp; Outcomes: Possible Points = 100</b>		<b>Points Earned = 88.41</b>	
<b>Score Before Incentives Credit</b>		<b>88.41%</b>	
<b>Incentives Awarded</b>		<b>8.00 pts</b>	
<b>PBP Verification</b>		<b>N/A pts</b>	
<b>Total Score</b>		<b>96.41%</b>	

**Provider/Program Name: Marcella's Community Safe House - (5173) - CCI**





**DHS, DFCS, Office of Provider Management**  
**Performance-Based Placement Measures**  
**RBWO Provider GA+SCORECARD - CCI**



**Report Quarter: Q2 FY2016**

Program Census Information:		# Children in Care During Quarter: 14	# Placements During Quarter: 14	# Children in Care On Last Day: 4
CCI Incentive Credits	Avg Performance All CCIs (Points)	Provider Performance (%)*	Possible Points (Weight)	Provider Points Earned
Early EPSDT Medical Visits		100%	2	2.00
Early EPSDT Dental Visits		100%	2	2.00
Permanency Contacts		0%	5	0.00
Additional Academic Supports		0%	2	0.00
Active Agency Accreditation		0%	4	0.00
Staff Clinical Licensure		0%	5	0.00
Behavior Management (threshold = 0)		100%	4	4.00
<b>Incentives Total</b>	<b>7.95</b>		<b>24</b>	<b>8.00</b>
Maximum total combined incentive credit allowed is 10 points.			<b>Incentives Awarded</b>	<b>8.00</b>

\*Performance calculation descriptions can be found in the FY 2016 RBWO PBP Measurements and Standards Guide.

Child Protective Services Investigations and Dispositions		
The following investigations data, which is not used for scoring but is considered significant to a provider's performance, is from Georgia SHINES and is not considered final or complete until the end of the fiscal year.		
Total Reports:	0	
Number Screened In:	0	
Number Screened Out:	0	
Number Substantiated:	0	
Number Unsubstantiated:	0	
Number Active CPS Investigations:	0	



**DHS, DFCS, Office of Provider Management**  
**Performance-Based Placement Measures**  
**RBWO Provider GA+SCORECARD - CCI**  
**Report Quarter: Q2 FY2016**



**Provider/Program Name: Mentoring Youth Services - (5122) - CCI**

**2700 1st Avenue, Columbus, GA 31904**

**Phone: 706-984-0161**

**Vendor ID# 91958**

Program Census Information:

# Children in Care During  
Quarter: 20

# Placements During  
Quarter: 22

# Children in Care On Last  
Day: 11

**Quarterly Scores (Grades)**

**Current Quarter Score  
(Grade)**

**Q1: 87.79 (B+)**

**Q2: 87.16 (B+)**

**87.16%**

**Q3: 93.49 (A-)**

**Q4: 90.86 (A-)**

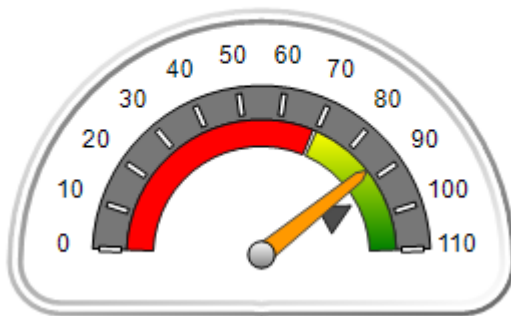
**(B+)**

**Quarterly Provider Comparisons to All CCIs**

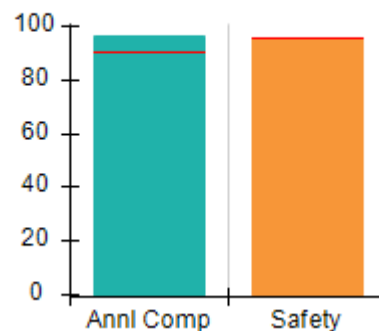
■■■■■■■■ indicates MalTx Threshold

▼ ————— indicates average for all CCIs

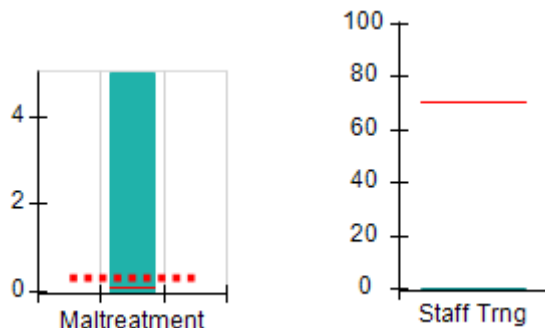
**Overall Score (%)**



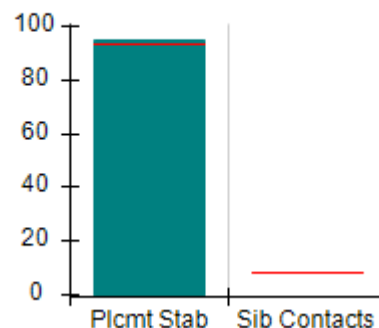
**OPM Monitoring Reviews (%)**



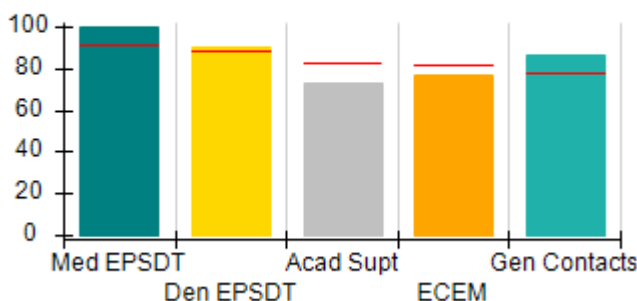
**Safety Outcomes (%)**



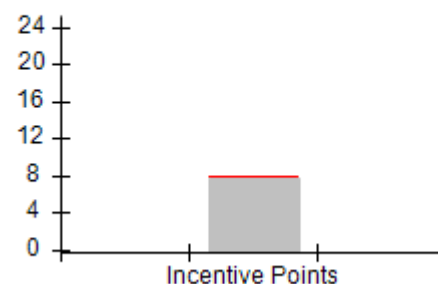
**Permanency Outcomes (%)**



**Well-Being Outcomes (%)**



**Incentives Earned (Points)**





**DHS, DFCS, Office of Provider Management**  
**Performance-Based Placement Measures**  
**RBWO Provider GA+SCORECARD - CCI**  
**Report Quarter: Q2 FY2016**



**Provider/Program Name: Mentoring Youth Services - (5122) - CCI**

<b>2700 1st Avenue, Columbus, GA 31904</b>  <b>Phone: 706-984-0161</b>  <b>Vendor ID# 91958</b>	<b>Quarterly Scores (Grades)</b>		<b>Current Quarter Score (Grade)</b>
	<b>Q1: 87.79 (B+)</b>	<b>Q2: 87.16 (B+)</b>	<b>87.16% (B+)</b>
	<b>Q3: 93.49 (A-)</b>	<b>Q4: 90.86 (A-)</b>	

<b>Program Census Information:</b>	<b># Children in Care During Quarter: 20</b>	<b># Placements During Quarter: 22</b>	<b># Children in Care On Last Day: 11</b>
------------------------------------	--	--	---

	<b>Avg Performance All CCIs (%)</b>	<b>Provider Performance (%)*</b>	<b>Possible Points (Weight)</b>	<b>Provider Points Earned</b>
--	-------------------------------------	----------------------------------	---------------------------------	-------------------------------

**OPM Monitoring Reviews**

Annual Comprehensive Reviews	91%	97%	25	24.17
Safety Reviews	96%	96%	15	14.34
<b>Monitoring Sub-Total</b>			<b>40</b>	<b>38.51</b>

**CCI Safety Outcomes**

Incidence of Maltreatment	0.10%	5% 1 Substantiated Rpt	10	0.00
Staff Training	70%	0%	4	0.00
<b>Safety Sub-Total</b>			<b>14</b>	<b>0.00</b>

**CCI Permanency Outcomes**

Placement Stability	94%	95%	20	19.00
Sibling Contacts	8%	None Planned		
<b>Permanency Sub-Total</b>			<b>20</b>	<b>19.00</b>

**CCI Well-Being Outcomes**

EPSDT Medical Visits	91%	100%	4	4.00
EPSDT Dental Visits	88%	90%	4	3.60
Academic Supports	83%	73%	4	2.92
Provider ECEM Visits	81%	77%	7	5.39
Provider General Contacts	77%	86%	7	6.02
<b>Well-Being Sub-Total</b>			<b>26</b>	<b>21.93</b>

\*Performance calculation descriptions can be found in the FY 2016 RBWO PBP Measurements and Standards Guide.

<b>Monitoring &amp; Outcomes: Possible Points = 100</b>		<b>Points Earned = 79.44</b>	
<b>Score Before Incentives Credit</b>			<b>79.44%</b>
<b>Incentives Awarded</b>			<b>7.72 pts</b>
<b>PBP Verification</b>			<b>N/A pts</b>
<b>Total Score</b>			<b>87.16%</b>

**Provider/Program Name: Mentoring Youth Services - (5122) - CCI**



**DHS, DFCS, Office of Provider Management**  
**Performance-Based Placement Measures**  
**RBWO Provider GA+SCORECARD - CCI**



**Report Quarter: Q2 FY2016**

Program Census Information:		# Children in Care During Quarter: 20	# Placements During Quarter: 22	# Children in Care On Last Day: 11
<b>CCI Incentive Credits</b>	<b>Avg Performance All CCIs (Points)</b>	<b>Provider Performance (%)*</b>	<b>Possible Points (Weight)</b>	<b>Provider Points Earned</b>
Early EPSDT Medical Visits		100%	2	2.00
Early EPSDT Dental Visits		86%	2	1.72
Permanency Contacts		None Planned	5	
Additional Academic Supports		0%	2	0.00
Active Agency Accreditation		0%	4	0.00
Staff Clinical Licensure		0%	5	0.00
Behavior Management (threshold = 0)		100%	4	4.00
<b>Incentives Total</b>	<b>7.95</b>		<b>24</b>	<b>7.72</b>
Maximum total combined incentive credit allowed is 10 points.			<b>Incentives Awarded</b>	<b>7.72</b>
*Performance calculation descriptions can be found in the FY 2016 RBWO PBP Measurements and Standards Guide.				

<b>Child Protective Services Investigations and Dispositions</b>		
The following investigations data, which is not used for scoring but is considered significant to a provider's performance, is from Georgia SHINES and is not considered final or complete until the end of the fiscal year.		
Total Reports:	1	
Number Screened In:	0	
Number Screened Out:	1	
Number Substantiated:	1	
Number Unsubstantiated:	0	
Number Active CPS Investigations:	-1	



DHS, DFCS, Office of Provider Management  
**Performance-Based Placement Measures**  
**RBWO Provider GA+SCORECARD - CCI**



Report Quarter: Q2 FY2016

**Provider/Program Name: Methodist Home for Children & Youth, The - Arabella (1016) - CCI**

9308 GA Hwy 85, Waverly Hall, GA 31831

Phone: 706-582-3843

Vendor ID# 71217

Quarterly Scores (Grades)

Current Quarter Score (Grade)

Q1: 91.47 (A-)

Q2: 100.88 (A+)

100.88%

Q3: 100.48 (A+)

Q4: 99.02 (A+)

(A+)

Program Census Information:

# Children in Care During Quarter: 13

# Placements During Quarter: 13

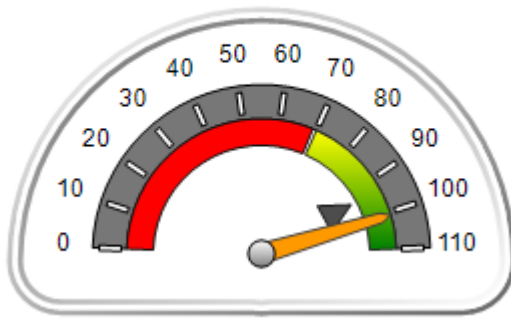
# Children in Care On Last Day: 6

**Quarterly Provider Comparisons to All CCIs**

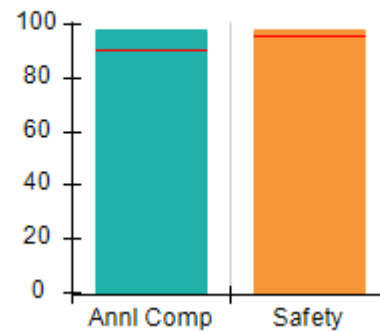
■■■■■■■■ indicates MalTx Threshold

▼ indicates average for all CCIs

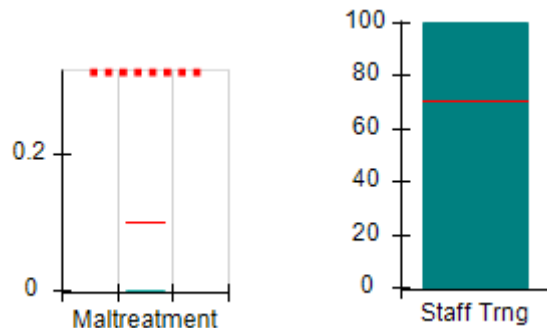
Overall Score (%)



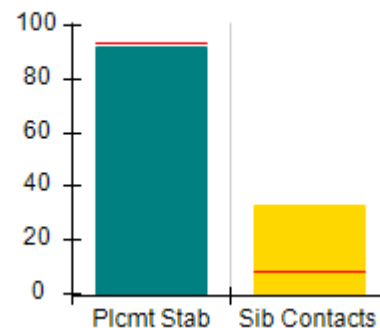
OPM Monitoring Reviews (%)



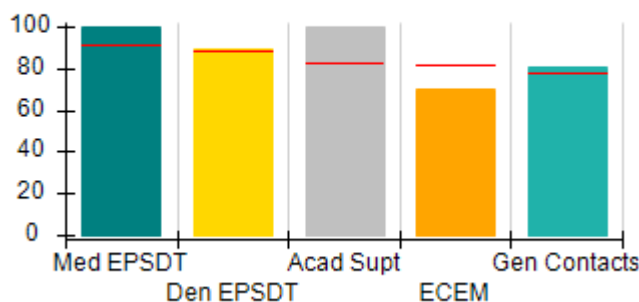
Safety Outcomes (%)



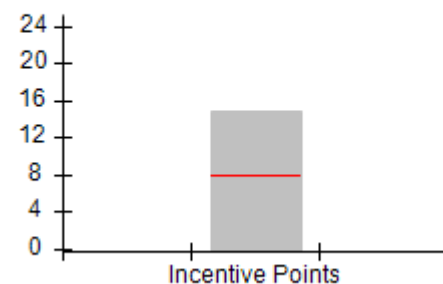
Permanency Outcomes (%)



Well-Being Outcomes (%)



Incentives Earned (Points)





**DHS, DFCS, Office of Provider Management**  
**Performance-Based Placement Measures**  
**RBWO Provider GA+SCORECARD - CCI**



**Report Quarter: Q2 FY2016**

**Provider/Program Name: Methodist Home for Children & Youth, The - Arabella (1016) - CCI**

<b>9308 GA Hwy 85, Waverly Hall, GA 31831</b>  <b>Phone: 706-582-3843</b>  <b>Vendor ID# 71217</b>	<b>Quarterly Scores (Grades)</b>		<b>Current Quarter Score (Grade)</b>
	<b>Q1: 91.47 (A-)</b>	<b>Q2: 100.88 (A+)</b>	<b>100.88%</b>
	<b>Q3: 100.48 (A+)</b>	<b>Q4: 99.02 (A+)</b>	<b>(A+)</b>

Program Census Information:	# Children in Care During Quarter: 13	# Placements During Quarter: 13	# Children in Care On Last Day: 6
-----------------------------	---------------------------------------	---------------------------------	-----------------------------------

	<b>Avg Performance All CCIs (%)</b>	<b>Provider Performance (%)*</b>	<b>Possible Points (Weight)</b>	<b>Provider Points Earned</b>
--	-------------------------------------	----------------------------------	---------------------------------	-------------------------------

**OPM Monitoring Reviews**

Annual Comprehensive Reviews	91%	98%	25	24.58
Safety Reviews	96%	98%	15	14.72
<b>Monitoring Sub-Total</b>			<b>40</b>	<b>39.30</b>

**CCI Safety Outcomes**

Incidence of Maltreatment	0.10%	No Substantiated Reports	10	10.00
Staff Training	70%	100%	4	4.00
<b>Safety Sub-Total</b>			<b>14</b>	<b>14.00</b>

**CCI Permanency Outcomes**

Placement Stability	94%	92%	15	13.80
Sibling Contacts	8%	33%	5	1.65
<b>Permanency Sub-Total</b>			<b>20</b>	<b>15.45</b>

**CCI Well-Being Outcomes**

EPSDT Medical Visits	91%	100%	4	4.00
EPSDT Dental Visits	88%	89%	4	3.56
Academic Supports	83%	100%	4	4.00
Provider ECEM Visits	81%	70%	7	4.90
Provider General Contacts	77%	81%	7	5.67
<b>Well-Being Sub-Total</b>			<b>26</b>	<b>22.13</b>

\*Performance calculation descriptions can be found in the FY 2016 RBWO PBP Measurements and Standards Guide.

<b>Monitoring &amp; Outcomes: Possible Points = 100</b>		<b>Points Earned = 90.88</b>	
<b>Score Before Incentives Credit</b>		<b>90.88%</b>	
<b>Incentives Awarded</b>		<b>10.00 pts</b>	
<b>PBP Verification</b>		<b>N/A pts</b>	
<b>Total Score</b>		<b>100.88%</b>	

**Provider/Program Name: Methodist Home for Children & Youth, The - Arabella (1016) - CCI**



**DHS, DFCS, Office of Provider Management**  
**Performance-Based Placement Measures**  
**RBWO Provider GA+SCORECARD - CCI**



**Report Quarter: Q2 FY2016**

Program Census Information:		# Children in Care During Quarter: 13	# Placements During Quarter: 13	# Children in Care On Last Day: 6
CCI Incentive Credits	Avg Performance All CCIs (Points)	Provider Performance (%)*	Possible Points (Weight)	Provider Points Earned
Early EPSDT Medical Visits		100%	2	2.00
Early EPSDT Dental Visits		60%	2	1.20
Permanency Contacts		33%	5	1.65
Additional Academic Supports		100%	2	2.00
Active Agency Accreditation		100%	4	4.00
Staff Clinical Licensure		0%	5	0.00
Behavior Management (threshold = 0)		100%	4	4.00
<b>Incentives Total</b>	<b>7.95</b>		<b>24</b>	<b>14.85</b>
Maximum total combined incentive credit allowed is 10 points.			<b>Incentives Awarded</b>	<b>10.00</b>

\*Performance calculation descriptions can be found in the FY 2016 RBWO PBP Measurements and Standards Guide.

Child Protective Services Investigations and Dispositions		
The following investigations data, which is not used for scoring but is considered significant to a provider's performance, is from Georgia SHINES and is not considered final or complete until the end of the fiscal year.		
Total Reports:	0	
Number Screened In:	0	
Number Screened Out:	0	
Number Substantiated:	0	
Number Unsubstantiated:	0	
Number Active CPS Investigations:	0	



**DHS, DFCS, Office of Provider Management**  
**Performance-Based Placement Measures**  
**RBWO Provider GA+SCORECARD - CCI**



**Report Quarter: Q2 FY2016**

**Provider/Program Name: Methodist Home for Children & Youth, The - dba Americus Group Home (749) - CCI**

**102 Mill Creek Rd., Americus, GA 31709**

**Phone: 229-924-9550**

**Vendor ID# 35463**

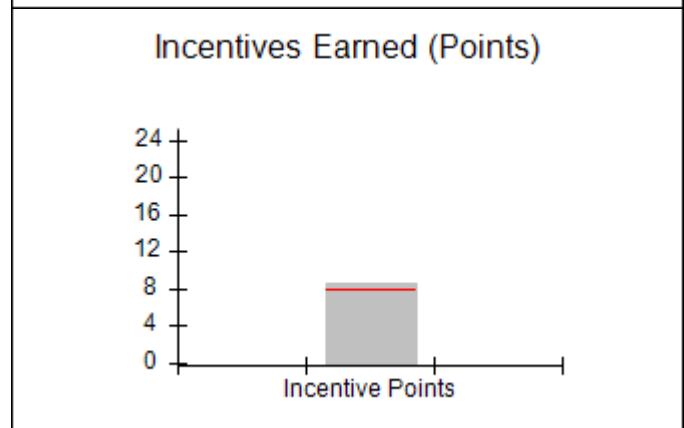
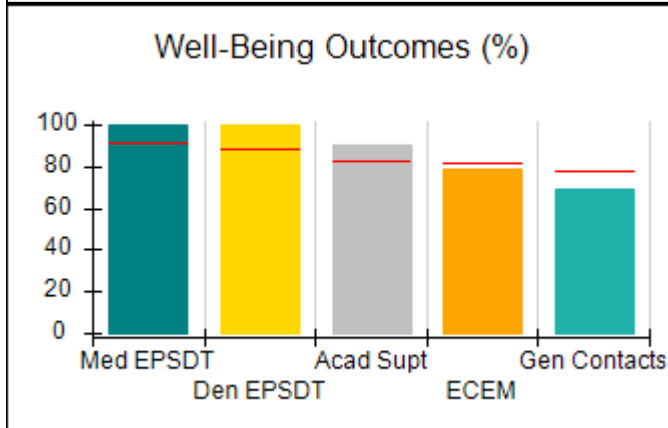
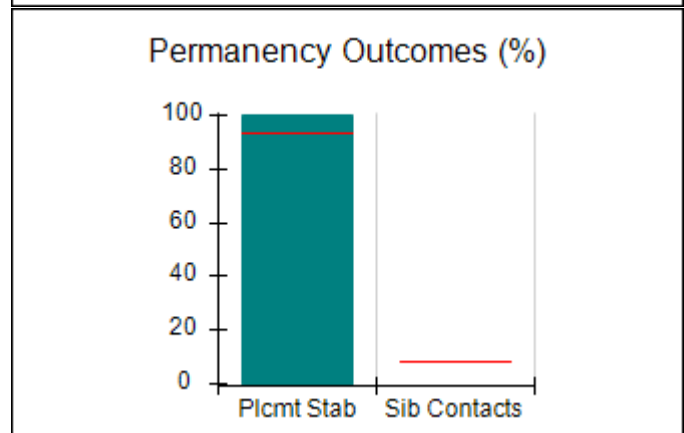
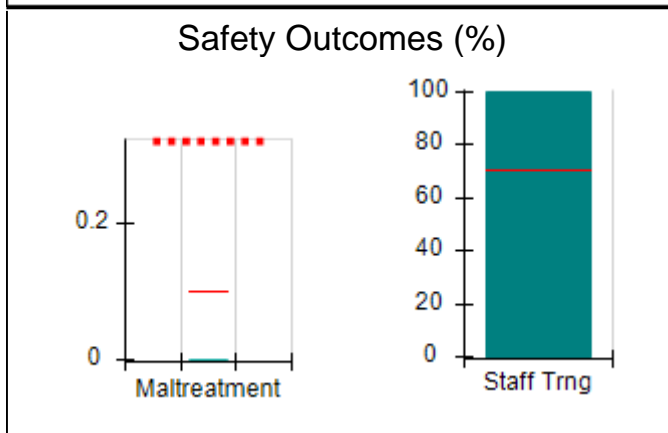
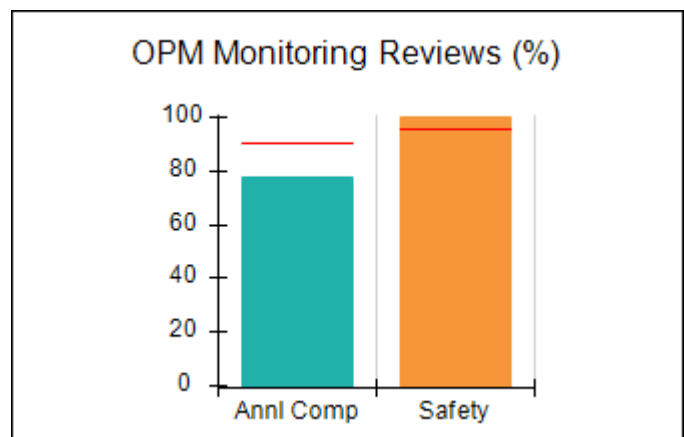
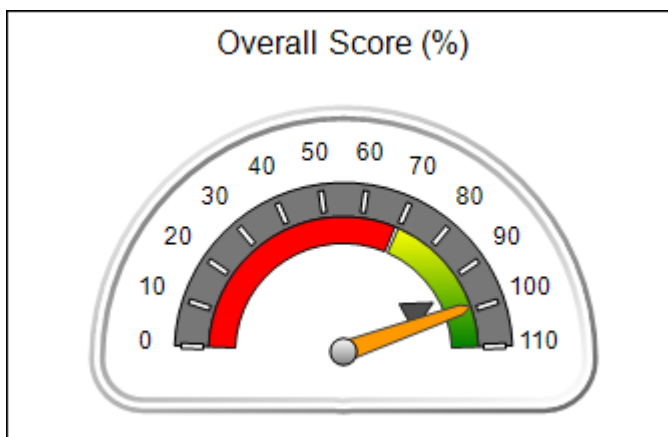
Quarterly Scores (Grades)		Current Quarter Score (Grade)
Q1: 94.55 (A)	Q2: 99.04 (A+)	<b>99.04%</b> <b>(A+)</b>
Q3: 104.02 (A+)	Q4: 102.19 (A+)	

Program Census Information:	# Children in Care During Quarter: 10	# Placements During Quarter: 10	# Children in Care On Last Day: 9
-----------------------------	---------------------------------------	---------------------------------	-----------------------------------

**Quarterly Provider Comparisons to All CCIs**

■■■■■■■■ indicates MalTx Threshold

▼ ————— indicates average for all CCIs







**DHS, DFCS, Office of Provider Management**  
**Performance-Based Placement Measures**  
**RBWO Provider GA+SCORECARD - CCI**



**Report Quarter: Q2 FY2016**

<b>Provider/Program Name: Methodist Home for Children &amp; Youth, The - dba Americus Group Home (749) - CCI</b>				
<b>102 Mill Creek Rd., Americus, GA 31709</b>		<b>Quarterly Scores (Grades)</b>		<b>Current Quarter Score (Grade)</b>
<b>Phone: 229-924-9550</b>		<b>Q1: 94.55 (A)</b>	<b>Q2: 99.04 (A+)</b>	<b>99.04%</b>
<b>Vendor ID# 35463</b>		<b>Q3: 104.02 (A+)</b>	<b>Q4: 102.19 (A+)</b>	<b>(A+)</b>
<b>Program Census Information:</b>		<b># Children in Care During Quarter: 10</b>	<b># Placements During Quarter: 10</b>	<b># Children in Care On Last Day: 9</b>
	<b>Avg Performance All CCIs (%)</b>	<b>Provider Performance (%)*</b>	<b>Possible Points (Weight)</b>	<b>Provider Points Earned</b>
<b>OPM Monitoring Reviews</b>				
Annual Comprehensive Reviews	91%	78%	25	19.50
Safety Reviews	96%	100%	15	15.00
<b>Monitoring Sub-Total</b>			<b>40</b>	<b>34.50</b>
<b>CCI Safety Outcomes</b>				
Incidence of Maltreatment	0.10%	No Substantiated Reports	10	10.00
Staff Training	70%	100%	4	4.00
<b>Safety Sub-Total</b>			<b>14</b>	<b>14.00</b>
<b>CCI Permanency Outcomes</b>				
Placement Stability	94%	100%	20	20.00
Sibling Contacts	8%	None Planned		
<b>Permanency Sub-Total</b>			<b>20</b>	<b>20.00</b>
<b>CCI Well-Being Outcomes</b>				
EPSDT Medical Visits	91%	100%	4	4.00
EPSDT Dental Visits	88%	100%	4	4.00
Academic Supports	83%	90%	4	3.60
Provider ECEM Visits	81%	79%	7	5.53
Provider General Contacts	77%	69%	7	4.83
<b>Well-Being Sub-Total</b>			<b>26</b>	<b>21.96</b>
*Performance calculation descriptions can be found in the FY 2016 RBWO PBP Measurements and Standards Guide.				

<b>Monitoring &amp; Outcomes: Possible Points = 100</b>		<b>Points Earned = 90.46</b>	
<b>Score Before Incentives Credit</b>			<b>90.46%</b>
<b>Incentives Awarded</b>			<b>8.58 pts</b>
<b>PBP Verification</b>			<b>N/A pts</b>
<b>Total Score</b>			<b>99.04%</b>

**Provider/Program Name: Methodist Home for Children & Youth, The - dba Americus Group Home (749) - CCI**



**DHS, DFCS, Office of Provider Management**  
**Performance-Based Placement Measures**  
**RBWO Provider GA+SCORECARD - CCI**



**Report Quarter: Q2 FY2016**

Program Census Information:		# Children in Care During Quarter: 10	# Placements During Quarter: 10	# Children in Care On Last Day: 9
CCI Incentive Credits	Avg Performance All CCIs (Points)	Provider Performance (%)*	Possible Points (Weight)	Provider Points Earned
Early EPSDT Medical Visits		Not Eligible	2	
Early EPSDT Dental Visits		Not Eligible	2	
Permanency Contacts		None Planned	5	
Additional Academic Supports		29%	2	0.58
Active Agency Accreditation		100%	4	4.00
Staff Clinical Licensure		0%	5	0.00
Behavior Management (threshold = 0)		100%	4	4.00
<b>Incentives Total</b>	<b>7.95</b>		<b>24</b>	<b>8.58</b>
Maximum total combined incentive credit allowed is 10 points.			<b>Incentives Awarded</b>	<b>8.58</b>

\*Performance calculation descriptions can be found in the FY 2016 RBWO PBP Measurements and Standards Guide.

Child Protective Services Investigations and Dispositions		
The following investigations data, which is not used for scoring but is considered significant to a provider's performance, is from Georgia SHINES and is not considered final or complete until the end of the fiscal year.		
Total Reports:	1	
Number Screened In:	0	
Number Screened Out:	1	
Number Substantiated:	0	
Number Unsubstantiated:	0	
Number Active CPS Investigations:	0	



DHS, DFCS, Office of Provider Management  
**Performance-Based Placement Measures**  
**RBWO Provider GA+SCORECARD - CCI**



Report Quarter: Q2 FY2016

**Provider/Program Name: Methodist Home for Children & Youth, The - dba St. Marys Group Home (750) - CCI**

3296 Winding Road, St. Marys, GA 31558

Phone: 912-882-7770

Vendor ID# 35459

Quarterly Scores (Grades)

Current Quarter Score (Grade)

Q1: 108.34 (A+)

Q2: 107.62 (A+)

107.62%

Q3: 105.66 (A+)

Q4: 99.27 (A+)

(A+)

Program Census Information:

# Children in Care During Quarter: 11

# Placements During Quarter: 11

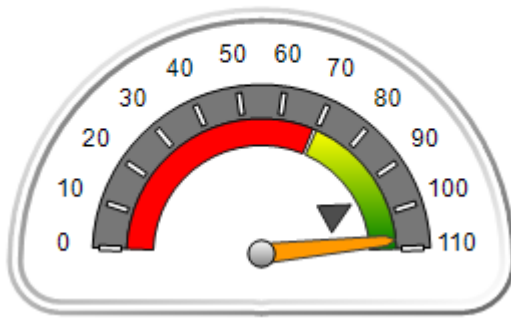
# Children in Care On Last Day: 11

**Quarterly Provider Comparisons to All CCIs**

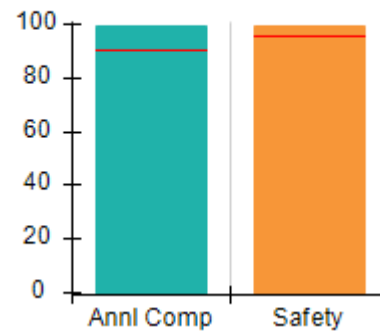
■■■■■■■■ indicates MalTx Threshold

▼ indicates average for all CCIs

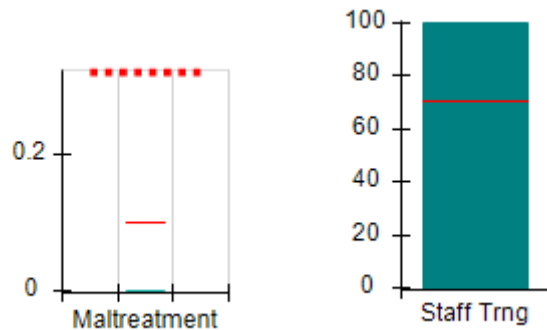
Overall Score (%)



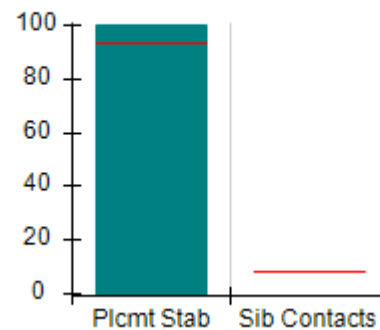
OPM Monitoring Reviews (%)



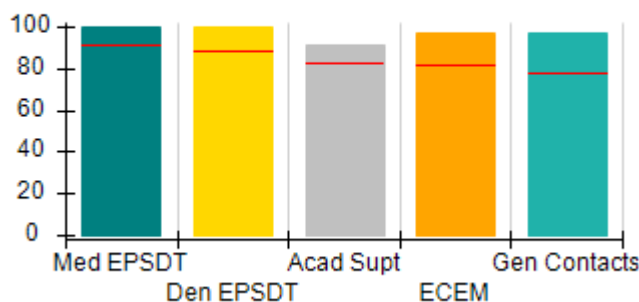
Safety Outcomes (%)



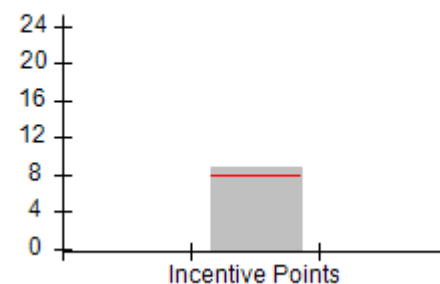
Permanency Outcomes (%)



Well-Being Outcomes (%)



Incentives Earned (Points)





**DHS, DFCS, Office of Provider Management**  
**Performance-Based Placement Measures**  
**RBWO Provider GA+SCORECARD - CCI**



**Report Quarter: Q2 FY2016**

<b>Provider/Program Name: Methodist Home for Children &amp; Youth, The - dba St. Marys Group Home (750) - CCI</b>				
<b>3296 Winding Road, St. Marys, GA 31558</b>		<b>Quarterly Scores (Grades)</b>		<b>Current Quarter Score (Grade)</b>
<b>Phone: 912-882-7770</b>		<b>Q1: 108.34 (A+)</b>	<b>Q2: 107.62 (A+)</b>	<b>107.62%</b>
<b>Vendor ID# 35459</b>		<b>Q3: 105.66 (A+)</b>	<b>Q4: 99.27 (A+)</b>	<b>(A+)</b>
<b>Program Census Information:</b>		<b># Children in Care During Quarter: 11</b>	<b># Placements During Quarter: 11</b>	<b># Children in Care On Last Day: 11</b>
	<b>Avg Performance All CCIs (%)</b>	<b>Provider Performance (%)*</b>	<b>Possible Points (Weight)</b>	<b>Provider Points Earned</b>
<b>OPM Monitoring Reviews</b>				
Annual Comprehensive Reviews	91%	99%	25	24.82
Safety Reviews	96%	99%	15	14.88
<b>Monitoring Sub-Total</b>			<b>40</b>	<b>39.70</b>
<b>CCI Safety Outcomes</b>				
Incidence of Maltreatment	0.10%	No Substantiated Reports	10	10.00
Staff Training	70%	100%	4	4.00
<b>Safety Sub-Total</b>			<b>14</b>	<b>14.00</b>
<b>CCI Permanency Outcomes</b>				
Placement Stability	94%	100%	20	20.00
Sibling Contacts	8%	None Planned		
<b>Permanency Sub-Total</b>			<b>20</b>	<b>20.00</b>
<b>CCI Well-Being Outcomes</b>				
EPSDT Medical Visits	91%	100%	4	4.00
EPSDT Dental Visits	88%	100%	4	4.00
Academic Supports	83%	91%	4	3.64
Provider ECEM Visits	81%	97%	7	6.79
Provider General Contacts	77%	97%	7	6.79
<b>Well-Being Sub-Total</b>			<b>26</b>	<b>25.22</b>
*Performance calculation descriptions can be found in the FY 2016 RBWO PBP Measurements and Standards Guide.				

<b>Monitoring &amp; Outcomes: Possible Points = 100</b>		<b>Points Earned = 98.92</b>	
<b>Score Before Incentives Credit</b>			<b>98.92%</b>
<b>Incentives Awarded</b>			<b>8.70 pts</b>
<b>PBP Verification</b>			<b>N/A pts</b>
<b>Total Score</b>			<b>107.62%</b>

**Provider/Program Name: Methodist Home for Children & Youth, The - dba St. Marys Group Home (750) - CCI**



**DHS, DFCS, Office of Provider Management**  
**Performance-Based Placement Measures**  
**RBWO Provider GA+SCORECARD - CCI**



**Report Quarter: Q2 FY2016**

Program Census Information:		# Children in Care During Quarter: 11	# Placements During Quarter: 11	# Children in Care On Last Day: 11
<b>CCI Incentive Credits</b>	<b>Avg Performance All CCIs (Points)</b>	<b>Provider Performance (%)*</b>	<b>Possible Points (Weight)</b>	<b>Provider Points Earned</b>
Early EPSDT Medical Visits		100%	2	2.00
Early EPSDT Dental Visits		100%	2	2.00
Permanency Contacts		None Planned	5	
Additional Academic Supports		35%	2	0.70
Active Agency Accreditation		100%	4	4.00
Staff Clinical Licensure		0%	5	0.00
Behavior Management (threshold = 0)		0%	4	0.00
<b>Incentives Total</b>	<b>7.95</b>		<b>24</b>	<b>8.70</b>
Maximum total combined incentive credit allowed is 10 points.			<b>Incentives Awarded</b>	<b>8.70</b>

\*Performance calculation descriptions can be found in the FY 2016 RBWO PBP Measurements and Standards Guide.

<b>Child Protective Services Investigations and Dispositions</b>		
The following investigations data, which is not used for scoring but is considered significant to a provider's performance, is from Georgia SHINES and is not considered final or complete until the end of the fiscal year.		
Total Reports:	5	
Number Screened In:	0	
Number Screened Out:	5	
Number Substantiated:	0	
Number Unsubstantiated:	3	
Number Active CPS Investigations:	-3	



**DHS, DFCS, Office of Provider Management**  
**Performance-Based Placement Measures**  
**RBWO Provider GA+SCORECARD - CCI**



**Report Quarter: Q2 FY2016**

**Provider/Program Name: Methodist Home for Children & Youth, The - dba Valdosta Group Home (752) - CCI**

**2545 East Park Ave., Valdosta, GA 31605**

**Phone: 229-247-5100**

**Vendor ID# 35466**

**Quarterly Scores (Grades)**

**Current Quarter Score (Grade)**

**Q1: 95.06 (A)**

**Q2: 104.85 (A+)**

**104.85%**

**Q3: 98.06 (A+)**

**Q4: 97.35 (A+)**

**(A+)**

**Program Census Information:**

# Children in Care During  
Quarter: 13

# Placements During  
Quarter: 14

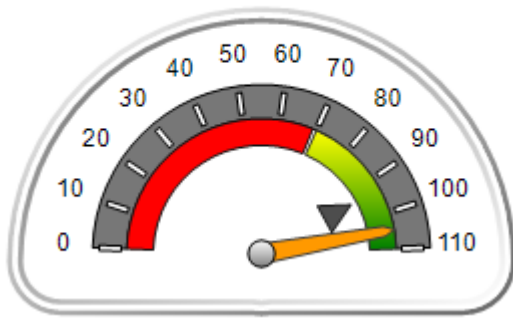
# Children in Care On Last  
Day: 11

**Quarterly Provider Comparisons to All CCIs**

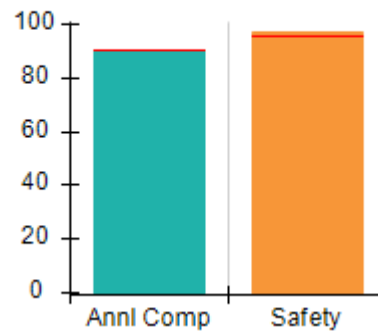
■■■■■■■■ indicates MalTx Threshold

▼ — indicates average for all CCIs

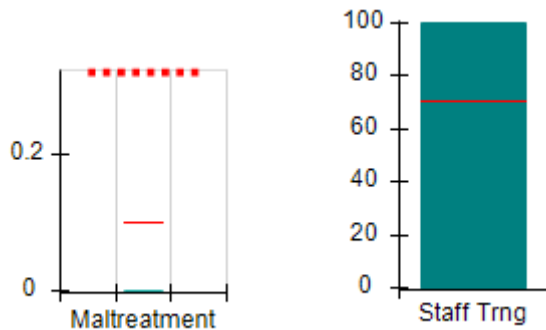
**Overall Score (%)**



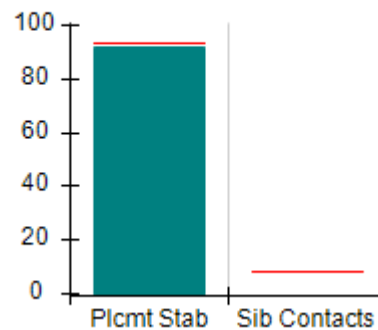
**OPM Monitoring Reviews (%)**



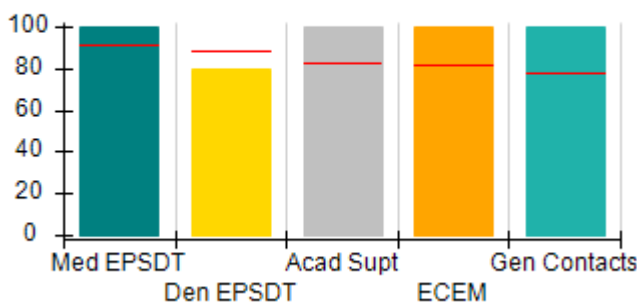
**Safety Outcomes (%)**



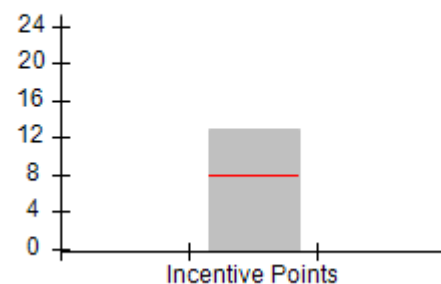
**Permanency Outcomes (%)**



**Well-Being Outcomes (%)**



**Incentives Earned (Points)**





**DHS, DFCS, Office of Provider Management**  
**Performance-Based Placement Measures**  
**RBWO Provider GA+SCORECARD - CCI**



**Report Quarter: Q2 FY2016**

<b>Provider/Program Name: Methodist Home for Children &amp; Youth, The - dba Valdosta Group Home (752) - CCI</b>				
<b>2545 East Park Ave., Valdosta, GA 31605</b>		<b>Quarterly Scores (Grades)</b>		<b>Current Quarter Score (Grade)</b>
<b>Phone: 229-247-5100</b>		<b>Q1: 95.06 (A)</b>	<b>Q2: 104.85 (A+)</b>	<b>104.85%</b>
<b>Vendor ID# 35466</b>		<b>Q3: 98.06 (A+)</b>	<b>Q4: 97.35 (A+)</b>	<b>(A+)</b>
<b>Program Census Information:</b>		# Children in Care During Quarter: 13	# Placements During Quarter: 14	# Children in Care On Last Day: 11
	<b>Avg Performance All CCIs (%)</b>	<b>Provider Performance (%)*</b>	<b>Possible Points (Weight)</b>	<b>Provider Points Earned</b>
<b>OPM Monitoring Reviews</b>				
Annual Comprehensive Reviews	91%	91%	25	22.67
Safety Reviews	96%	97%	15	14.58
<b>Monitoring Sub-Total</b>			<b>40</b>	<b>37.25</b>
<b>CCI Safety Outcomes</b>				
Incidence of Maltreatment	0.10%	No Substantiated Reports	10	10.00
Staff Training	70%	100%	4	4.00
<b>Safety Sub-Total</b>			<b>14</b>	<b>14.00</b>
<b>CCI Permanency Outcomes</b>				
Placement Stability	94%	92%	20	18.40
Sibling Contacts	8%	None Planned		
<b>Permanency Sub-Total</b>			<b>20</b>	<b>18.40</b>
<b>CCI Well-Being Outcomes</b>				
EPSDT Medical Visits	91%	100%	4	4.00
EPSDT Dental Visits	88%	80%	4	3.20
Academic Supports	83%	100%	4	4.00
Provider ECEM Visits	81%	100%	7	7.00
Provider General Contacts	77%	100%	7	7.00
<b>Well-Being Sub-Total</b>			<b>26</b>	<b>25.20</b>
*Performance calculation descriptions can be found in the FY 2016 RBWO PBP Measurements and Standards Guide.				

<b>Monitoring &amp; Outcomes: Possible Points = 100</b>		<b>Points Earned = 94.85</b>	
<b>Score Before Incentives Credit</b>		<b>94.85%</b>	
<b>Incentives Awarded</b>		<b>10.00 pts</b>	
<b>PBP Verification</b>		<b>N/A pts</b>	
<b>Total Score</b>		<b>104.85%</b>	

**Provider/Program Name: Methodist Home for Children & Youth, The - dba Valdosta Group Home (752) - CCI**



**DHS, DFCS, Office of Provider Management**  
**Performance-Based Placement Measures**  
**RBWO Provider GA+SCORECARD - CCI**



**Report Quarter: Q2 FY2016**

Program Census Information:		# Children in Care During Quarter: 13	# Placements During Quarter: 14	# Children in Care On Last Day: 11
CCI Incentive Credits	Avg Performance All CCIs (Points)	Provider Performance (%)*	Possible Points (Weight)	Provider Points Earned
Early EPSDT Medical Visits		100%	2	2.00
Early EPSDT Dental Visits		57%	2	1.14
Permanency Contacts		None Planned	5	
Additional Academic Supports		93%	2	1.86
Active Agency Accreditation		100%	4	4.00
Staff Clinical Licensure		0%	5	0.00
Behavior Management (threshold = 0)		100%	4	4.00
<b>Incentives Total</b>	<b>7.95</b>		<b>24</b>	<b>13.00</b>
Maximum total combined incentive credit allowed is 10 points.			<b>Incentives Awarded</b>	<b>10.00</b>

\*Performance calculation descriptions can be found in the FY 2016 RBWO PBP Measurements and Standards Guide.

Child Protective Services Investigations and Dispositions		
The following investigations data, which is not used for scoring but is considered significant to a provider's performance, is from Georgia SHINES and is not considered final or complete until the end of the fiscal year.		
Total Reports:	3	
Number Screened In:	0	
Number Screened Out:	3	
Number Substantiated:	0	
Number Unsubstantiated:	0	
Number Active CPS Investigations:	0	





DHS, DFCS, Office of Provider Management  
**Performance-Based Placement Measures**  
**RBWO Provider GA+SCORECARD - CCI**  
 Report Quarter: Q2 FY2016



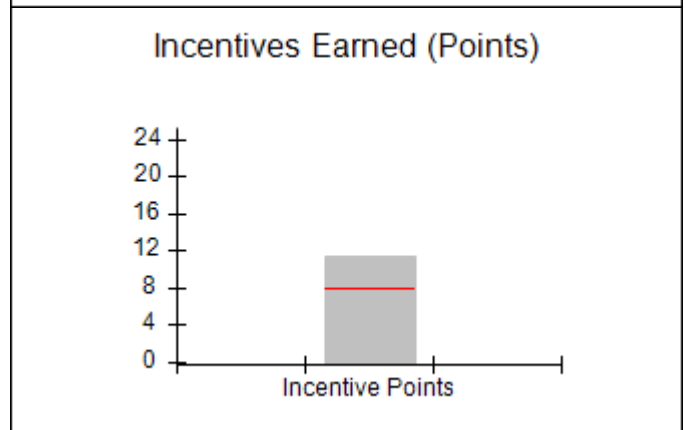
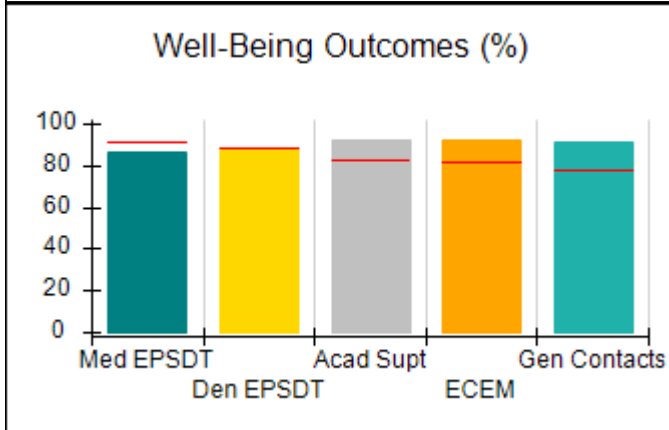
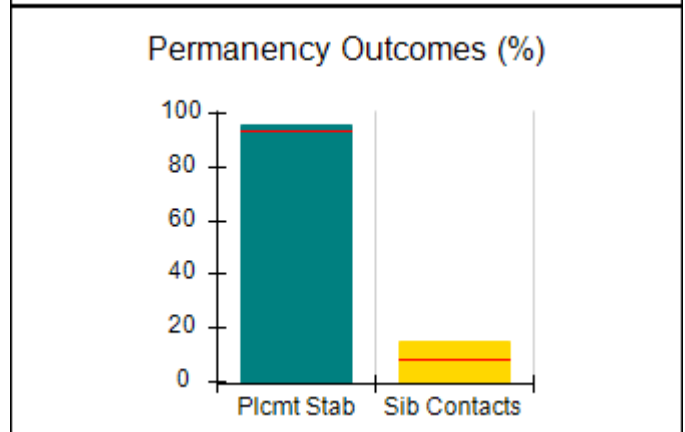
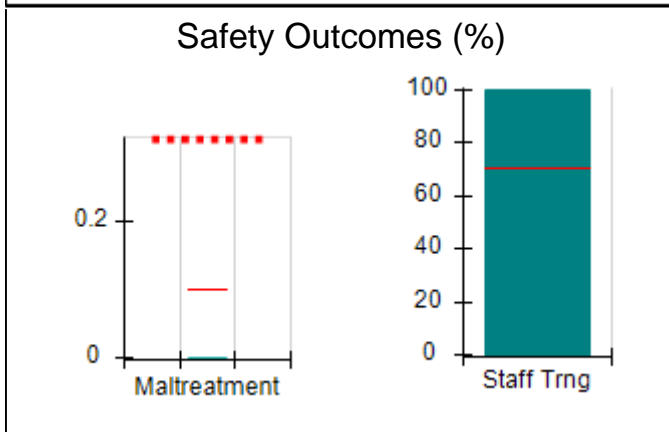
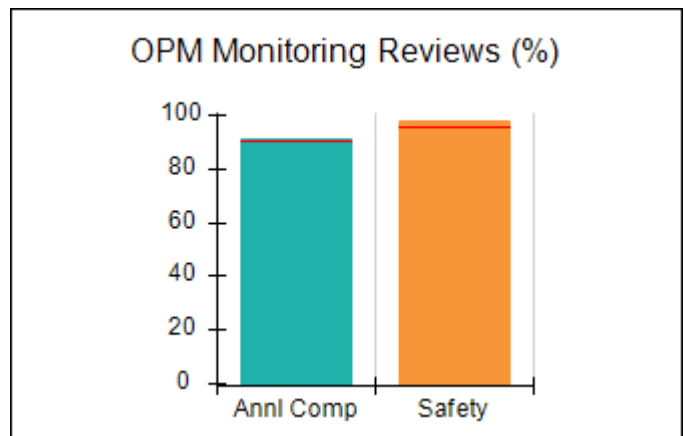
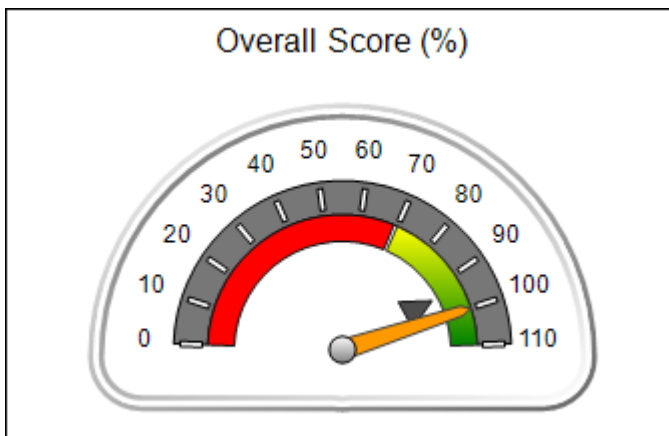
**Provider/Program Name: Methodist Home for Children & Youth, The - Macon (754) - CCI**

<b>304 Pierce Ave., Macon, GA 31204</b>  <b>Phone: 478-751-2800</b>  <b>Vendor ID# 35456</b>	Quarterly Scores (Grades)		Current Quarter Score (Grade)
	Q1: 100.82 (A+)	Q2: 100.03 (A+)	<b>100.03% (A+)</b>
	Q3: 93.17 (A-)	Q4: 99.96 (A+)	
Program Census Information:	# Children in Care During Quarter: 77	# Placements During Quarter: 77	# Children in Care On Last Day: 63

**Quarterly Provider Comparisons to All CCIs**

■■■■■■■■ indicates MalTx Threshold

▼ indicates average for all CCIs





**DHS, DFCS, Office of Provider Management**  
**Performance-Based Placement Measures**  
**RBWO Provider GA+SCORECARD - CCI**  
**Report Quarter: Q2 FY2016**



**Provider/Program Name: Methodist Home for Children & Youth, The - Macon (754) - CCI**

<b>304 Pierce Ave., Macon, GA 31204</b>  <b>Phone: 478-751-2800</b>  <b>Vendor ID# 35456</b>	<b>Quarterly Scores (Grades)</b>		<b>Current Quarter Score (Grade)</b>
	<b>Q1: 100.82 (A+)</b>	<b>Q2: 100.03 (A+)</b>	<b>100.03%</b>
	<b>Q3: 93.17 (A-)</b>	<b>Q4: 99.96 (A+)</b>	<b>(A+)</b>

Program Census Information:	# Children in Care During Quarter: 77	# Placements During Quarter: 77	# Children in Care On Last Day: 63
-----------------------------	---------------------------------------	---------------------------------	------------------------------------

	<b>Avg Performance All CCIs (%)</b>	<b>Provider Performance (%)*</b>	<b>Possible Points (Weight)</b>	<b>Provider Points Earned</b>
--	-------------------------------------	----------------------------------	---------------------------------	-------------------------------

**OPM Monitoring Reviews**

Annual Comprehensive Reviews	91%	91%	25	22.75
Safety Reviews	96%	98%	15	14.72
<b>Monitoring Sub-Total</b>			<b>40</b>	<b>37.47</b>

**CCI Safety Outcomes**

Incidence of Maltreatment	0.10%	No Substantiated Reports	10	10.00
Staff Training	70%	100%	4	4.00
<b>Safety Sub-Total</b>			<b>14</b>	<b>14.00</b>

**CCI Permanency Outcomes**

Placement Stability	94%	96%	15	14.40
Sibling Contacts	8%	15%	5	0.75
<b>Permanency Sub-Total</b>			<b>20</b>	<b>15.15</b>

**CCI Well-Being Outcomes**

EPSDT Medical Visits	91%	86%	4	3.44
EPSDT Dental Visits	88%	87%	4	3.48
Academic Supports	83%	92%	4	3.68
Provider ECEM Visits	81%	92%	7	6.44
Provider General Contacts	77%	91%	7	6.37
<b>Well-Being Sub-Total</b>			<b>26</b>	<b>23.41</b>

\*Performance calculation descriptions can be found in the FY 2016 RBWO PBP Measurements and Standards Guide.

<b>Monitoring &amp; Outcomes: Possible Points = 100</b>		<b>Points Earned = 90.03</b>	
<b>Score Before Incentives Credit</b>		<b>90.03%</b>	
<b>Incentives Awarded</b>		<b>10.00 pts</b>	
<b>PBP Verification</b>		<b>N/A pts</b>	
<b>Total Score</b>		<b>100.03%</b>	

**Provider/Program Name: Methodist Home for Children & Youth, The - Macon (754) - CCI**



**DHS, DFCS, Office of Provider Management**  
**Performance-Based Placement Measures**  
**RBWO Provider GA+SCORECARD - CCI**



**Report Quarter: Q2 FY2016**

Program Census Information:		# Children in Care During Quarter: 77	# Placements During Quarter: 77	# Children in Care On Last Day: 63
CCI Incentive Credits	Avg Performance All CCIs (Points)	Provider Performance (%)*	Possible Points (Weight)	Provider Points Earned
Early EPSDT Medical Visits		41%	2	0.82
Early EPSDT Dental Visits		67%	2	1.34
Permanency Contacts		6%	5	0.30
Additional Academic Supports		44%	2	0.88
Active Agency Accreditation		100%	4	4.00
Staff Clinical Licensure		0%	5	0.00
Behavior Management (threshold = 0)		100%	4	4.00
<b>Incentives Total</b>	<b>7.95</b>		<b>24</b>	<b>11.34</b>
Maximum total combined incentive credit allowed is 10 points.			<b>Incentives Awarded</b>	<b>10.00</b>
*Performance calculation descriptions can be found in the FY 2016 RBWO PBP Measurements and Standards Guide.				

Child Protective Services Investigations and Dispositions		
The following investigations data, which is not used for scoring but is considered significant to a provider's performance, is from Georgia SHINES and is not considered final or complete until the end of the fiscal year.		
Total Reports:	8	
Number Screened In:	0	
Number Screened Out:	8	
Number Substantiated:	0	
Number Unsubstantiated:	0	
Number Active CPS Investigations:	0	



DHS, DFCS, Office of Provider Management  
**Performance-Based Placement Measures**  
**RBWO Provider GA+SCORECARD - CCI**



Report Quarter: Q2 FY2016

**Provider/Program Name: Methodist Home for Children & Youth, The - Our House at Carpenter's Way Ranch (1015) - CCI**

1645 Hunter Rd., Cataula, GA 31804

Phone: 706-322-5406

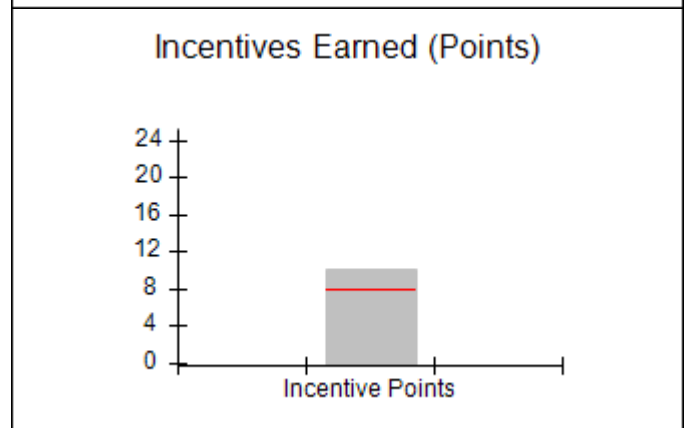
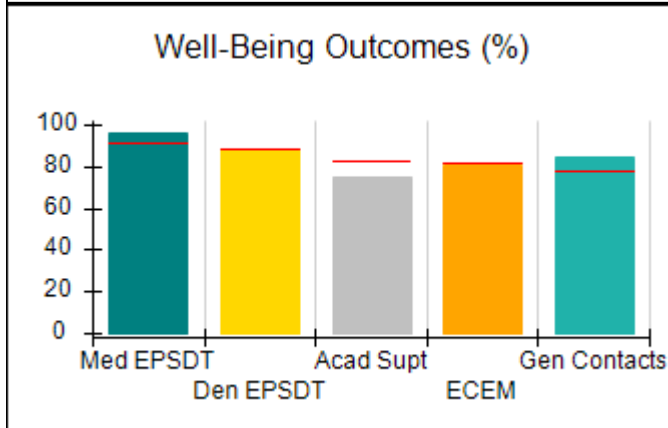
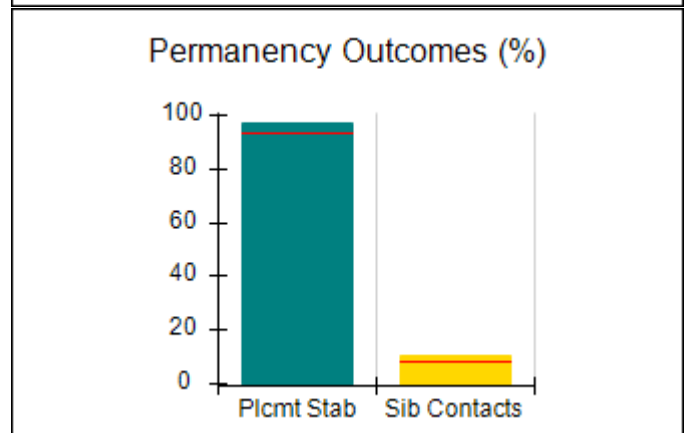
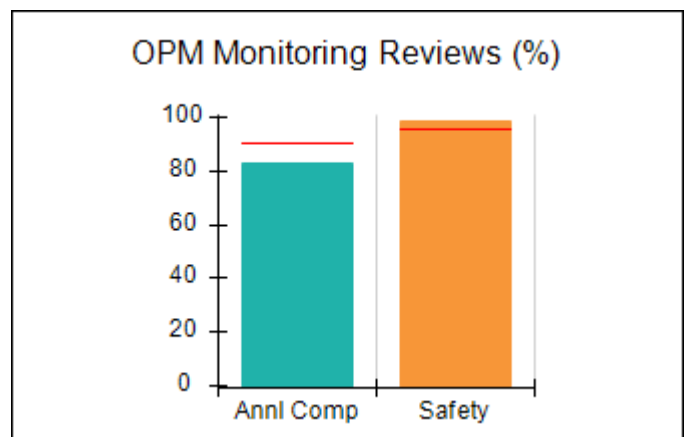
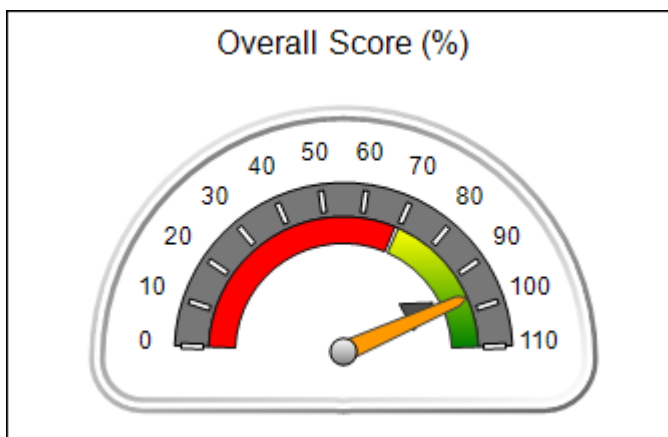
Vendor ID# 35257

	Quarterly Scores (Grades)		Current Quarter Score (Grade)
	Q1: 95.10 (A)	Q2: 96.39 (A)	96.39% (A)
	Q3: 88.12 (B+)	Q4: 96.34 (A)	
Program Census Information:	# Children in Care During Quarter: 30	# Placements During Quarter: 30	# Children in Care On Last Day: 25

**Quarterly Provider Comparisons to All CCIs**

■■■■■■■■ indicates MalTx Threshold

▼ — indicates average for all CCIs





**DHS, DFCS, Office of Provider Management**  
**Performance-Based Placement Measures**  
**RBWO Provider GA+SCORECARD - CCI**



**Report Quarter: Q2 FY2016**

<b>Provider/Program Name: Methodist Home for Children &amp; Youth, The - Our House at Carpenter's Way Ranch (1015) - CCI</b>				
<b>1645 Hunter Rd., Cataula, GA 31804</b>		<b>Quarterly Scores (Grades)</b>		<b>Current Quarter Score (Grade)</b>
<b>Phone: 706-322-5406</b>		<b>Q1: 95.10 (A)</b>	<b>Q2: 96.39 (A)</b>	<b>96.39%</b>
<b>Vendor ID# 35257</b>		<b>Q3: 88.12 (B+)</b>	<b>Q4: 96.34 (A)</b>	<b>(A)</b>
Program Census Information:		# Children in Care During Quarter: 30	# Placements During Quarter: 30	# Children in Care On Last Day: 25
	<b>Avg Performance All CCIs (%)</b>	<b>Provider Performance (%)*</b>	<b>Possible Points (Weight)</b>	<b>Provider Points Earned</b>
<b>OPM Monitoring Reviews</b>				
Annual Comprehensive Reviews	91%	83%	25	20.67
Safety Reviews	96%	98%	15	14.77
<b>Monitoring Sub-Total</b>			<b>40</b>	<b>35.43</b>
<b>CCI Safety Outcomes</b>				
Incidence of Maltreatment	0.10%	No Substantiated Reports	10	10.00
Staff Training	70%	100%	4	4.00
<b>Safety Sub-Total</b>			<b>14</b>	<b>14.00</b>
<b>CCI Permanency Outcomes</b>				
Placement Stability	94%	97%	15	14.55
Sibling Contacts	8%	10%	5	0.50
<b>Permanency Sub-Total</b>			<b>20</b>	<b>15.05</b>
<b>CCI Well-Being Outcomes</b>				
EPSDT Medical Visits	91%	96%	4	3.84
EPSDT Dental Visits	88%	88%	4	3.52
Academic Supports	83%	75%	4	3.00
Provider ECEM Visits	81%	81%	7	5.67
Provider General Contacts	77%	84%	7	5.88
<b>Well-Being Sub-Total</b>			<b>26</b>	<b>21.91</b>
*Performance calculation descriptions can be found in the FY 2016 RBWO PBP Measurements and Standards Guide.				

<b>Monitoring &amp; Outcomes: Possible Points = 100</b>		<b>Points Earned = 86.39</b>	
<b>Score Before Incentives Credit</b>			<b>86.39%</b>
<b>Incentives Awarded</b>			<b>10.00 pts</b>
<b>PBP Verification</b>			<b>N/A pts</b>
<b>Total Score</b>			<b>96.39%</b>

**Provider/Program Name: Methodist Home for Children & Youth, The - Our House at Carpenter's Way Ranch (1015) - CCI**



**DHS, DFCS, Office of Provider Management**  
**Performance-Based Placement Measures**  
**RBWO Provider GA+SCORECARD - CCI**



**Report Quarter: Q2 FY2016**

Program Census Information:		# Children in Care During Quarter: 30	# Placements During Quarter: 30	# Children in Care On Last Day: 25
<b>CCI Incentive Credits</b>	<b>Avg Performance All CCIs (Points)</b>	<b>Provider Performance (%)*</b>	<b>Possible Points (Weight)</b>	<b>Provider Points Earned</b>
Early EPSDT Medical Visits		50%	2	1.00
Early EPSDT Dental Visits		57%	2	1.14
Permanency Contacts		0%	5	0.00
Additional Academic Supports		0%	2	0.00
Active Agency Accreditation		100%	4	4.00
Staff Clinical Licensure		0%	5	0.00
Behavior Management (threshold = 0)		100%	4	4.00
<b>Incentives Total</b>	<b>7.95</b>		<b>24</b>	<b>10.14</b>
Maximum total combined incentive credit allowed is 10 points.			<b>Incentives Awarded</b>	<b>10.00</b>

\*Performance calculation descriptions can be found in the FY 2016 RBWO PBP Measurements and Standards Guide.

<b>Child Protective Services Investigations and Dispositions</b>		
The following investigations data, which is not used for scoring but is considered significant to a provider's performance, is from Georgia SHINES and is not considered final or complete until the end of the fiscal year.		
Total Reports:	3	
Number Screened In:	3	
Number Screened Out:	0	
Number Substantiated:	0	
Number Unsubstantiated:	2	
Number Active CPS Investigations:	1	



**DHS, DFCS, Office of Provider Management**  
**Performance-Based Placement Measures**  
**RBWO Provider GA+SCORECARD - CCI**



**Report Quarter: Q2 FY2016**

**Provider/Program Name: Methodist Home for Children & Youth, The - STARS Program (753) - CCI**

**304 Pierce Ave., Macon, GA 31204**

**Phone: 478-751-2800**

**Vendor ID# 35461**

Quarterly Scores (Grades)		Current Quarter Score (Grade)
Q1: 106.65 (A+)	Q2: 108.24 (A+)	<b>108.24% (A+)</b>
Q3: 109.01 (A+)	Q4: 107.43 (A+)	

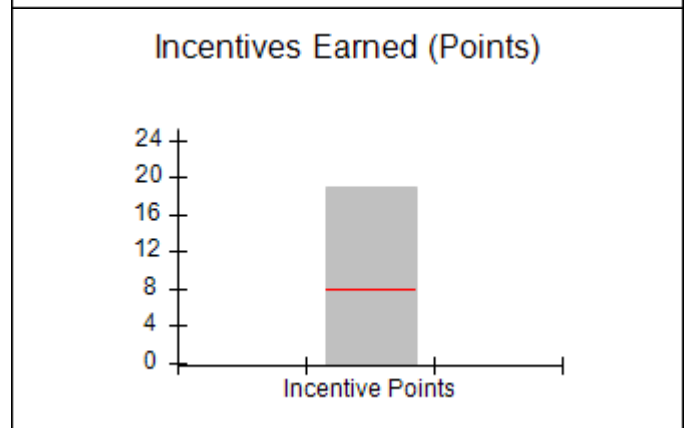
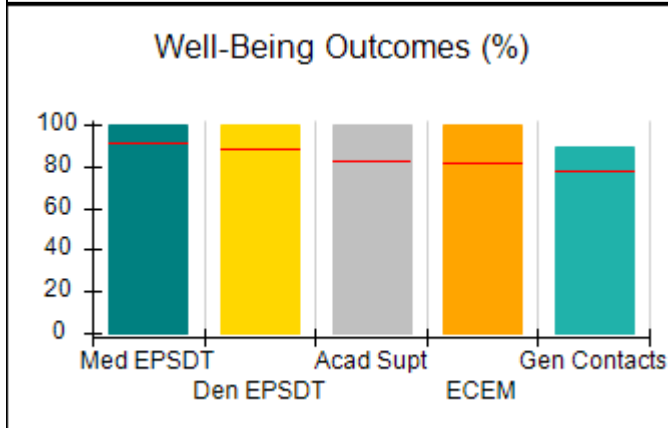
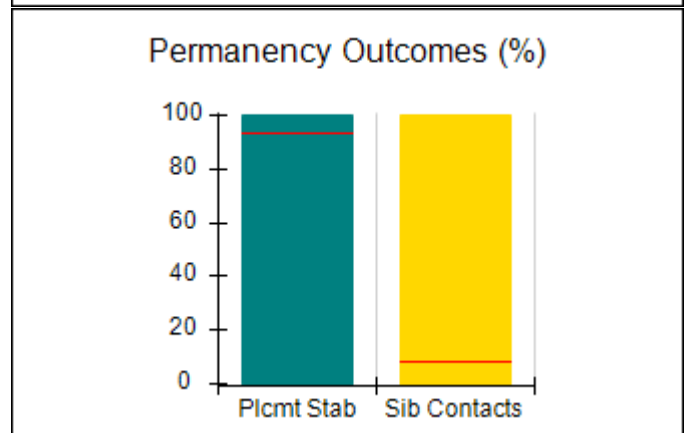
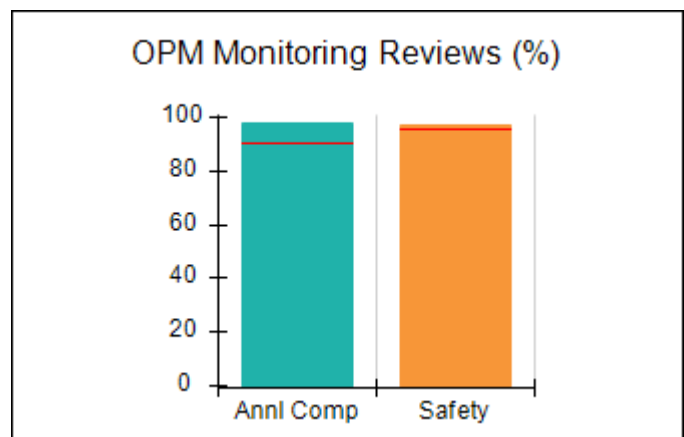
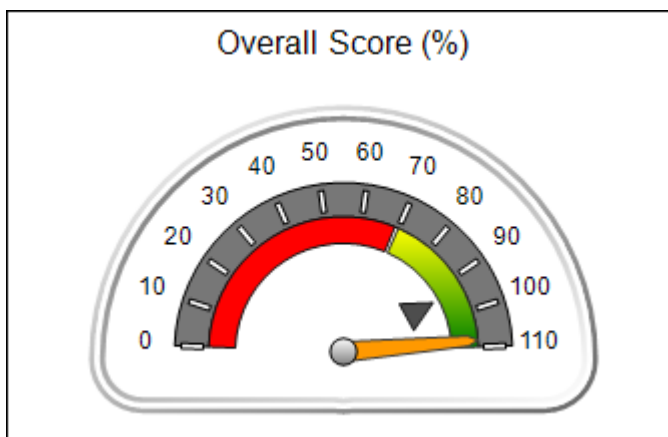
  

Program Census Information:	# Children in Care During Quarter: 9	# Placements During Quarter: 9	# Children in Care On Last Day: 6
-----------------------------	--------------------------------------	--------------------------------	-----------------------------------

**Quarterly Provider Comparisons to All CCIs**

■■■■■■■■ indicates MalTx Threshold

▼ ————— indicates average for all CCIs





**DHS, DFCS, Office of Provider Management**  
**Performance-Based Placement Measures**  
**RBWO Provider GA+SCORECARD - CCI**



**Report Quarter: Q2 FY2016**

Provider/Program Name: Methodist Home for Children & Youth, The - STARS Program (753) - CCI				
304 Pierce Ave., Macon, GA 31204		Quarterly Scores (Grades)		Current Quarter Score (Grade)
Phone: 478-751-2800		Q1: 106.65 (A+)	Q2: 108.24 (A+)	<b>108.24% (A+)</b>
Vendor ID# 35461		Q3: 109.01 (A+)	Q4: 107.43 (A+)	
Program Census Information:		# Children in Care During Quarter: 9	# Placements During Quarter: 9	# Children in Care On Last Day: 6
	Avg Performance All CCIs (%)	Provider Performance (%)*	Possible Points (Weight)	Provider Points Earned
<b>OPM Monitoring Reviews</b>				
Annual Comprehensive Reviews	91%	98%	25	24.43
Safety Reviews	96%	97%	15	14.58
<b>Monitoring Sub-Total</b>			<b>40</b>	<b>39.01</b>
<b>CCI Safety Outcomes</b>				
Incidence of Maltreatment	0.10%	No Substantiated Reports	10	10.00
Staff Training	70%	100%	4	4.00
<b>Safety Sub-Total</b>			<b>14</b>	<b>14.00</b>
<b>CCI Permanency Outcomes</b>				
Placement Stability	94%	100%	15	15.00
Sibling Contacts	8%	100%	5	5.00
<b>Permanency Sub-Total</b>			<b>20</b>	<b>20.00</b>
<b>CCI Well-Being Outcomes</b>				
EPSDT Medical Visits	91%	100%	4	4.00
EPSDT Dental Visits	88%	100%	4	4.00
Academic Supports	83%	100%	4	4.00
Provider ECEM Visits	81%	100%	7	7.00
Provider General Contacts	77%	89%	7	6.23
<b>Well-Being Sub-Total</b>			<b>26</b>	<b>25.23</b>
*Performance calculation descriptions can be found in the FY 2016 RBWO PBP Measurements and Standards Guide.				

<b>Monitoring &amp; Outcomes: Possible Points = 100</b>	<b>Points Earned = 98.24</b>
<b>Score Before Incentives Credit</b>	<b>98.24%</b>
<b>Incentives Awarded</b>	<b>10.00 pts</b>
<b>PBP Verification</b>	<b>N/A pts</b>
<b>Total Score</b>	<b>108.24%</b>

**Provider/Program Name: Methodist Home for Children & Youth, The - STARS Program (753) - CCI**





**DHS, DFCS, Office of Provider Management**  
**Performance-Based Placement Measures**  
**RBWO Provider GA+SCORECARD - CCI**



**Report Quarter: Q2 FY2016**

Program Census Information:		# Children in Care During Quarter: 9	# Placements During Quarter: 9	# Children in Care On Last Day: 6
CCI Incentive Credits	Avg Performance All CCIs (Points)	Provider Performance (%)*	Possible Points (Weight)	Provider Points Earned
Early EPSDT Medical Visits		100%	2	2.00
Early EPSDT Dental Visits		100%	2	2.00
Permanency Contacts		100%	5	5.00
Additional Academic Supports		100%	2	2.00
Active Agency Accreditation		100%	4	4.00
Staff Clinical Licensure		0%	5	0.00
Behavior Management (threshold = 0)		100%	4	4.00
<b>Incentives Total</b>	<b>7.95</b>		<b>24</b>	<b>19.00</b>
Maximum total combined incentive credit allowed is 10 points.			<b>Incentives Awarded</b>	<b>10.00</b>

\*Performance calculation descriptions can be found in the FY 2016 RBWO PBP Measurements and Standards Guide.

Child Protective Services Investigations and Dispositions		
The following investigations data, which is not used for scoring but is considered significant to a provider's performance, is from Georgia SHINES and is not considered final or complete until the end of the fiscal year.		
Total Reports:	0	
Number Screened In:	0	
Number Screened Out:	0	
Number Substantiated:	0	
Number Unsubstantiated:	0	
Number Active CPS Investigations:	0	



DHS, DFCS, Office of Provider Management  
**Performance-Based Placement Measures**  
**RBWO Provider GA+SCORECARD - CCI**



Report Quarter: Q2 FY2016

**Provider/Program Name: Morningstar Children and Family Services - Morningstar Youth Estate Center-Residential Program (764) - CCI**

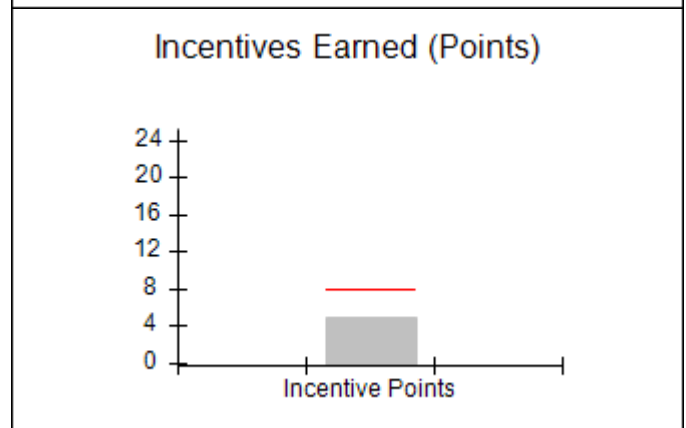
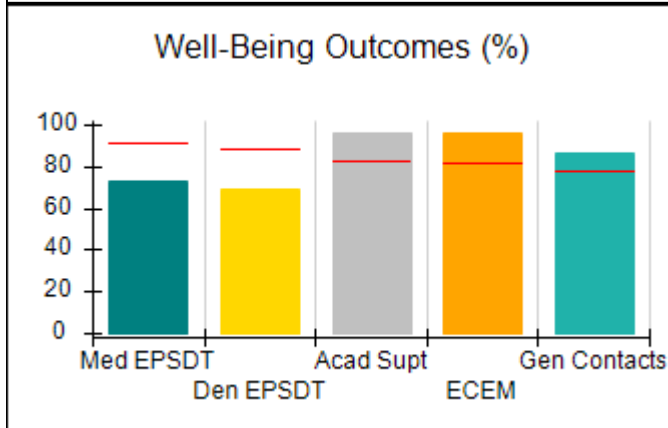
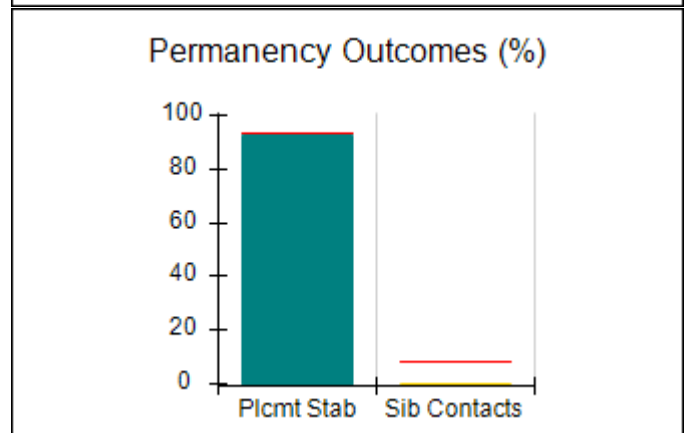
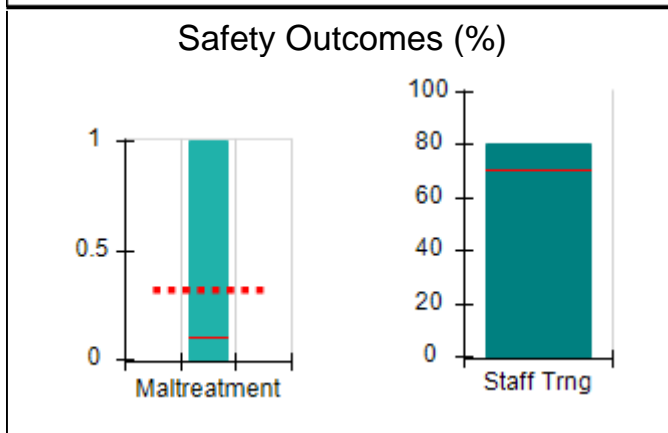
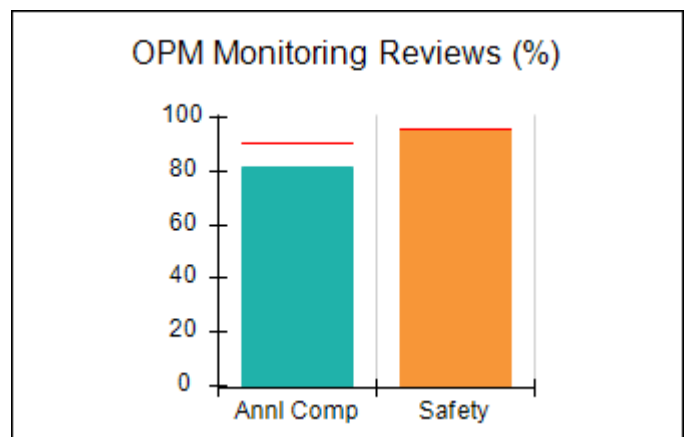
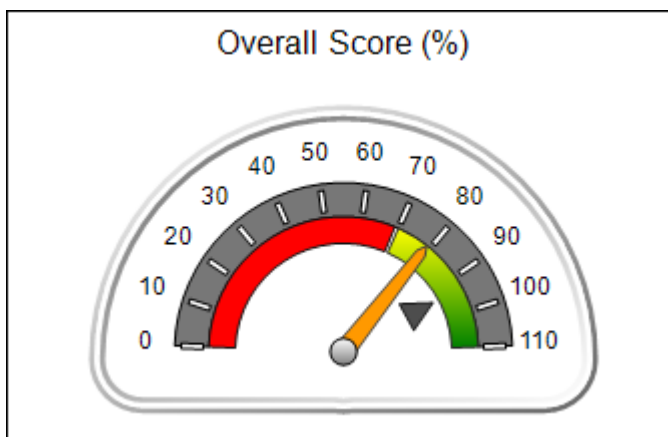
<b>One Youth Estate Drive, Brunswick, GA 31525</b>  <b>Phone: 912-267-3700</b>  <b>Vendor ID# 35480</b>	Quarterly Scores (Grades)		Current Quarter Score (Grade)
	Q1: 85.85 (B)	Q2: 78.93 (C+)	<b>78.93%</b> <b>(C+)</b>
	Q3: 81.58 (B-)	Q4: 100.74 (A+)	

Program Census Information:	# Children in Care During Quarter: 55	# Placements During Quarter: 55	# Children in Care On Last Day: 49
-----------------------------	---------------------------------------	---------------------------------	------------------------------------

**Quarterly Provider Comparisons to All CCIs**

■■■■■■■■ indicates MalTx Threshold

▼ — indicates average for all CCIs





**DHS, DFCS, Office of Provider Management**  
**Performance-Based Placement Measures**  
**RBWO Provider GA+SCORECARD - CCI**



**Report Quarter: Q2 FY2016**

**Provider/Program Name: Morningstar Children and Family Services - Morningstar Youth Estate Center-Residential Program (764) - CCI**

<b>One Youth Estate Drive, Brunswick, GA 31525</b>  <b>Phone: 912-267-3700</b>  <b>Vendor ID# 35480</b>	<b>Quarterly Scores (Grades)</b>		<b>Current Quarter Score (Grade)</b>
	<b>Q1: 85.85 (B)</b>	<b>Q2: 78.93 (C+)</b>	<b>78.93%</b>
	<b>Q3: 81.58 (B-)</b>	<b>Q4: 100.74 (A+)</b>	<b>(C+)</b>

Program Census Information:	# Children in Care During Quarter: 55	# Placements During Quarter: 55	# Children in Care On Last Day: 49
-----------------------------	---------------------------------------	---------------------------------	------------------------------------

	<b>Avg Performance All CCIs (%)</b>	<b>Provider Performance (%)*</b>	<b>Possible Points (Weight)</b>	<b>Provider Points Earned</b>
--	-------------------------------------	----------------------------------	---------------------------------	-------------------------------

**OPM Monitoring Reviews**

Annual Comprehensive Reviews	91%	81%	25	20.33
Safety Reviews	96%	96%	15	14.36
<b>Monitoring Sub-Total</b>			<b>40</b>	<b>34.70</b>

**CCI Safety Outcomes**

Incidence of Maltreatment	0.10%	1% 1 Substantiated Rpt	10	0.00
Staff Training	70%	80%	4	3.20
<b>Safety Sub-Total</b>			<b>14</b>	<b>3.20</b>

**CCI Permanency Outcomes**

Placement Stability	94%	93%	15	13.95
Sibling Contacts	8%	0%	5	0.00
<b>Permanency Sub-Total</b>			<b>20</b>	<b>13.95</b>

**CCI Well-Being Outcomes**

EPSDT Medical Visits	91%	73%	4	2.92
EPSDT Dental Visits	88%	69%	4	2.76
Academic Supports	83%	96%	4	3.84
Provider ECEM Visits	81%	96%	7	6.72
Provider General Contacts	77%	86%	7	6.02
<b>Well-Being Sub-Total</b>			<b>26</b>	<b>22.26</b>

\*Performance calculation descriptions can be found in the FY 2016 RBWO PBP Measurements and Standards Guide.

<b>Monitoring &amp; Outcomes: Possible Points = 100</b>		<b>Points Earned = 74.11</b>	
<b>Score Before Incentives Credit</b>		<b>74.11%</b>	
<b>Incentives Awarded</b>		<b>4.82 pts</b>	
<b>PBP Verification</b>		<b>N/A pts</b>	
<b>Total Score</b>		<b>78.93%</b>	

**Provider/Program Name: Morningstar Children and Family Services - Morningstar Youth Estate Center-Residential Program (764) - CCI**



**DHS, DFCS, Office of Provider Management**  
**Performance-Based Placement Measures**  
**RBWO Provider GA+SCORECARD - CCI**



**Report Quarter: Q2 FY2016**

Program Census Information:		# Children in Care During Quarter: 55	# Placements During Quarter: 55	# Children in Care On Last Day: 49
CCI Incentive Credits	Avg Performance All CCIs (Points)	Provider Performance (%)*	Possible Points (Weight)	Provider Points Earned
Early EPSDT Medical Visits		46%	2	0.92
Early EPSDT Dental Visits		38%	2	0.76
Permanency Contacts		22%	5	1.10
Additional Academic Supports		2%	2	0.04
Active Agency Accreditation		50%	4	2.00
Staff Clinical Licensure		0%	5	0.00
Behavior Management (threshold = 0)		0%	4	0.00
<b>Incentives Total</b>	<b>7.95</b>		<b>24</b>	<b>4.82</b>
Maximum total combined incentive credit allowed is 10 points.			<b>Incentives Awarded</b>	<b>4.82</b>

\*Performance calculation descriptions can be found in the FY 2016 RBWO PBP Measurements and Standards Guide.

Child Protective Services Investigations and Dispositions		
The following investigations data, which is not used for scoring but is considered significant to a provider's performance, is from Georgia SHINES and is not considered final or complete until the end of the fiscal year.		
Total Reports:	5	
Number Screened In:	2	
Number Screened Out:	3	
Number Substantiated:	1	
Number Unsubstantiated:	2	
Number Active CPS Investigations:	-1	



**DHS, DFCS, Office of Provider Management**  
**Performance-Based Placement Measures**  
**RBWO Provider GA+SCORECARD - CCI**  
**Report Quarter: Q2 FY2016**



**Provider/Program Name: Mountain Top Boys' Home, Inc. - (888) - CCI**

**Route 136, Sugar Valley, GA 30746**

**Phone: 706-397-8223**

**Vendor ID# 35481**

**Quarterly Scores (Grades)**

**Current Quarter Score (Grade)**

**Q1: 82.63 (B-)**

**Q2: 87.78 (B+)**

**87.78%**

**Q3: 82.95 (B-)**

**Q4: 86.16 (B)**

**(B+)**

**Program Census Information:**

**# Children in Care During Quarter: 14**

**# Placements During Quarter: 14**

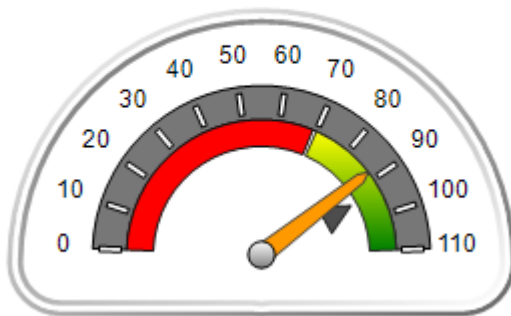
**# Children in Care On Last Day: 10**

**Quarterly Provider Comparisons to All CCIs**

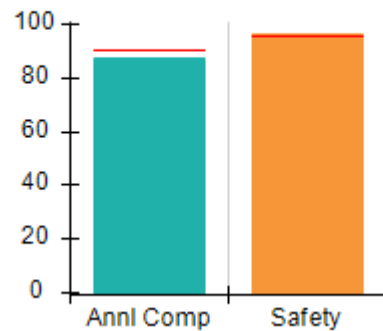
■■■■■■■■ indicates MalTx Threshold

▼ indicates average for all CCIs

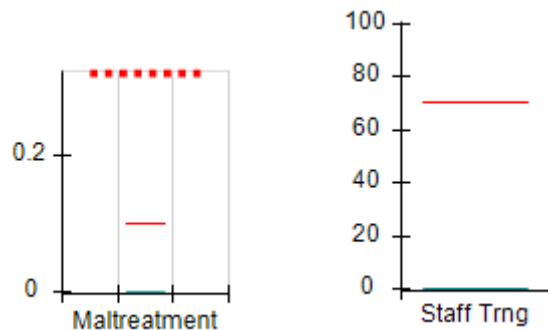
**Overall Score (%)**



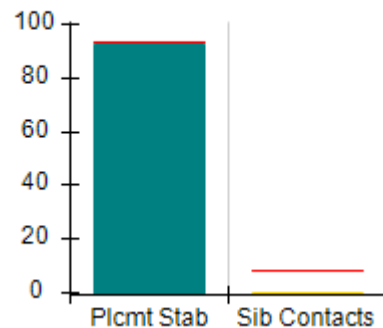
**OPM Monitoring Reviews (%)**



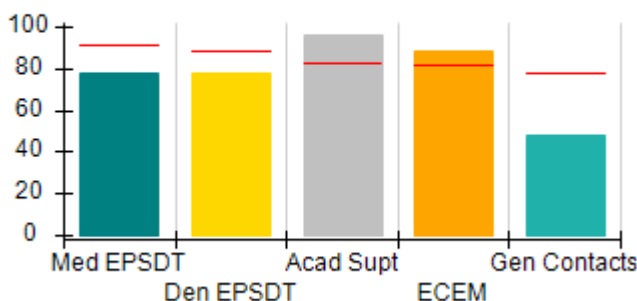
**Safety Outcomes (%)**



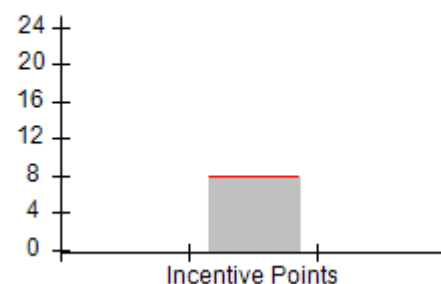
**Permanency Outcomes (%)**



**Well-Being Outcomes (%)**



**Incentives Earned (Points)**





**DHS, DFCS, Office of Provider Management**  
**Performance-Based Placement Measures**  
**RBWO Provider GA+SCORECARD - CCI**  
**Report Quarter: Q2 FY2016**



**Provider/Program Name: Mountain Top Boys' Home, Inc. - (888) - CCI**

Route 136, Sugar Valley, GA 30746 Phone: 706-397-8223 Vendor ID# 35481	<b>Quarterly Scores (Grades)</b>		<b>Current Quarter Score (Grade)</b>
	<b>Q1: 82.63 (B-)</b>	<b>Q2: 87.78 (B+)</b>	<b>87.78%</b>
	<b>Q3: 82.95 (B-)</b>	<b>Q4: 86.16 (B)</b>	<b>(B+)</b>

Program Census Information:	# Children in Care During Quarter: 14	# Placements During Quarter: 14	# Children in Care On Last Day: 10
-----------------------------	---------------------------------------	---------------------------------	------------------------------------

	Avg Performance All CCIs (%)	Provider Performance (%)*	Possible Points (Weight)	Provider Points Earned
--	------------------------------	---------------------------	--------------------------	------------------------

**OPM Monitoring Reviews**

Annual Comprehensive Reviews	91%	87%	25	21.83
Safety Reviews	96%	97%	15	14.50
<b>Monitoring Sub-Total</b>			<b>40</b>	<b>36.33</b>

**CCI Safety Outcomes**

Incidence of Maltreatment	0.10%	No Substantiated Reports	10	10.00
Staff Training	70%	0%	4	0.00
<b>Safety Sub-Total</b>			<b>14</b>	<b>10.00</b>

**CCI Permanency Outcomes**

Placement Stability	94%	93%	15	13.95
Sibling Contacts	8%	0%	5	0.00
<b>Permanency Sub-Total</b>			<b>20</b>	<b>13.95</b>

**CCI Well-Being Outcomes**

EPSDT Medical Visits	91%	78%	4	3.12
EPSDT Dental Visits	88%	78%	4	3.12
Academic Supports	83%	96%	4	3.84
Provider ECEM Visits	81%	88%	7	6.16
Provider General Contacts	77%	48%	7	3.36
<b>Well-Being Sub-Total</b>			<b>26</b>	<b>19.60</b>

\*Performance calculation descriptions can be found in the FY 2016 RBWO PBP Measurements and Standards Guide.

<b>Monitoring &amp; Outcomes: Possible Points = 100</b>		<b>Points Earned = 79.88</b>	
<b>Score Before Incentives Credit</b>		<b>79.88%</b>	
<b>Incentives Awarded</b>		<b>7.90 pts</b>	
<b>PBP Verification</b>		<b>N/A pts</b>	
<b>Total Score</b>		<b>87.78%</b>	

**Provider/Program Name: Mountain Top Boys' Home, Inc. - (888) - CCI**



**DHS, DFCS, Office of Provider Management**  
**Performance-Based Placement Measures**  
**RBWO Provider GA+SCORECARD - CCI**



**Report Quarter: Q2 FY2016**

Program Census Information:		# Children in Care During Quarter: 14	# Placements During Quarter: 14	# Children in Care On Last Day: 10
CCI Incentive Credits	Avg Performance All CCIs (Points)	Provider Performance (%)*	Possible Points (Weight)	Provider Points Earned
Early EPSDT Medical Visits		78%	2	1.56
Early EPSDT Dental Visits		67%	2	1.34
Permanency Contacts		0%	5	0.00
Additional Academic Supports		50%	2	1.00
Active Agency Accreditation		0%	4	0.00
Staff Clinical Licensure		0%	5	0.00
Behavior Management (threshold = 0)		100%	4	4.00
<b>Incentives Total</b>	<b>7.95</b>		<b>24</b>	<b>7.90</b>
Maximum total combined incentive credit allowed is 10 points.			<b>Incentives Awarded</b>	<b>7.90</b>
*Performance calculation descriptions can be found in the FY 2016 RBWO PBP Measurements and Standards Guide.				

Child Protective Services Investigations and Dispositions		
The following investigations data, which is not used for scoring but is considered significant to a provider's performance, is from Georgia SHINES and is not considered final or complete until the end of the fiscal year.		
Total Reports:	0	
Number Screened In:	0	
Number Screened Out:	0	
Number Substantiated:	0	
Number Unsubstantiated:	0	
Number Active CPS Investigations:	0	



**DHS, DFCS, Office of Provider Management**  
**Performance-Based Placement Measures**  
**RBWO Provider GA+SCORECARD - CCI**



**Report Quarter: Q2 FY2016**

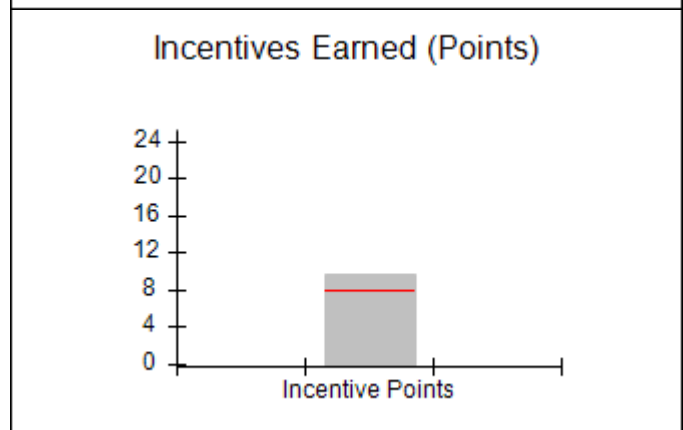
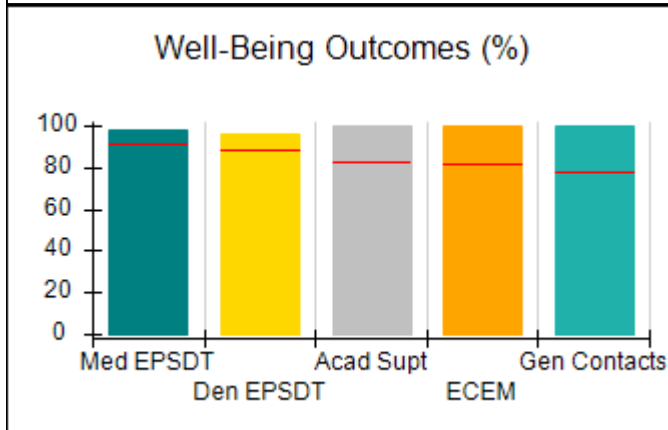
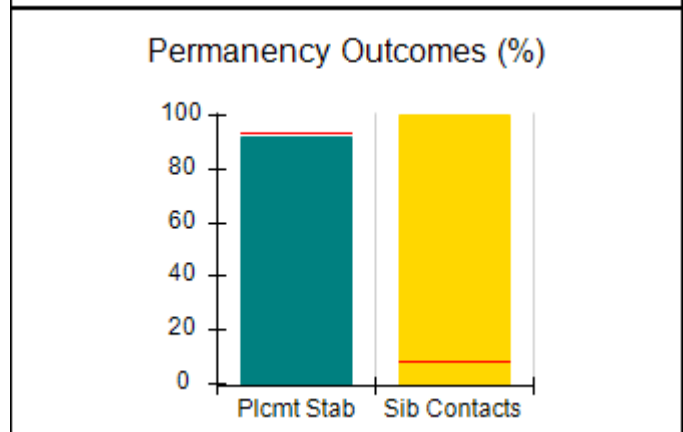
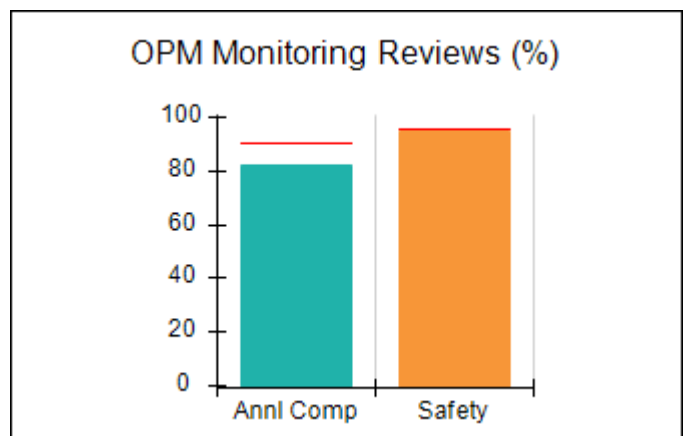
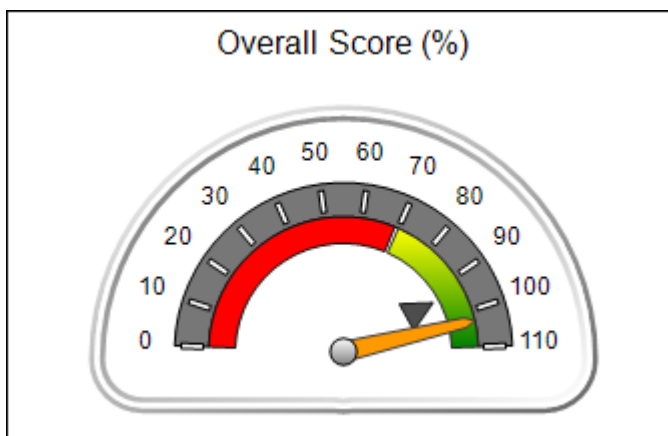
**Provider/Program Name: Murphy-Harpst Children's Centers - (770) - CCI**

<b>740 Fletcher St., Cedartown, GA 30125</b>  <b>Phone: 770-748-1500</b>  <b>Vendor ID# 35484</b>	Quarterly Scores (Grades)		Current Quarter Score (Grade)
	Q1: 92.13 (A-)	Q2: 102.94 (A+)	<b>102.94%</b> <b>(A+)</b>
	Q3: 97.50 (A+)	Q4: 104.62 (A+)	
Program Census Information:	# Children in Care During Quarter: 63	# Placements During Quarter: 63	# Children in Care On Last Day: 49

**Quarterly Provider Comparisons to All CCIs**

■■■■■■■■ indicates MalTx Threshold

▼ ————— indicates average for all CCIs







**DHS, DFCS, Office of Provider Management**  
**Performance-Based Placement Measures**  
**RBWO Provider GA+SCORECARD - CCI**  
**Report Quarter: Q2 FY2016**



**Provider/Program Name: Murphy-Harpst Children's Centers - (770) - CCI**

<b>740 Fletcher St., Cedartown, GA 30125</b>  <b>Phone: 770-748-1500</b>  <b>Vendor ID# 35484</b>	<b>Quarterly Scores (Grades)</b>		<b>Current Quarter Score (Grade)</b>
	<b>Q1: 92.13 (A-)</b>	<b>Q2: 102.94 (A+)</b>	<b>102.94%</b>
	<b>Q3: 97.50 (A+)</b>	<b>Q4: 104.62 (A+)</b>	<b>(A+)</b>

Program Census Information:	# Children in Care During Quarter: 63	# Placements During Quarter: 63	# Children in Care On Last Day: 49
-----------------------------	---------------------------------------	---------------------------------	------------------------------------

	<b>Avg Performance All CCIs (%)</b>	<b>Provider Performance (%)*</b>	<b>Possible Points (Weight)</b>	<b>Provider Points Earned</b>
--	-------------------------------------	----------------------------------	---------------------------------	-------------------------------

**OPM Monitoring Reviews**

Annual Comprehensive Reviews	91%	82%	25	20.50
Safety Reviews	96%	95%	15	14.26
<b>Monitoring Sub-Total</b>			<b>40</b>	<b>34.76</b>

**CCI Safety Outcomes**

Incidence of Maltreatment	0.10%	No Substantiated Reports	10	10.00
Staff Training	70%	100%	4	4.00
<b>Safety Sub-Total</b>			<b>14</b>	<b>14.00</b>

**CCI Permanency Outcomes**

Placement Stability	94%	92%	15	13.80
Sibling Contacts	8%	100%	5	5.00
<b>Permanency Sub-Total</b>			<b>20</b>	<b>18.80</b>

**CCI Well-Being Outcomes**

EPSDT Medical Visits	91%	98%	4	3.92
EPSDT Dental Visits	88%	96%	4	3.84
Academic Supports	83%	100%	4	4.00
Provider ECEM Visits	81%	100%	7	7.00
Provider General Contacts	77%	100%	7	7.00
<b>Well-Being Sub-Total</b>			<b>26</b>	<b>25.76</b>

\*Performance calculation descriptions can be found in the FY 2016 RBWO PBP Measurements and Standards Guide.

<b>Monitoring &amp; Outcomes: Possible Points = 100</b>		<b>Points Earned = 93.32</b>	
<b>Score Before Incentives Credit</b>		<b>93.32%</b>	
<b>Incentives Awarded</b>		<b>9.62 pts</b>	
<b>PBP Verification</b>		<b>N/A pts</b>	
<b>Total Score</b>		<b>102.94%</b>	

**Provider/Program Name: Murphy-Harpst Children's Centers - (770) - CCI**



**DHS, DFCS, Office of Provider Management**  
**Performance-Based Placement Measures**  
**RBWO Provider GA+SCORECARD - CCI**



**Report Quarter: Q2 FY2016**

Program Census Information:		# Children in Care During Quarter: 63	# Placements During Quarter: 63	# Children in Care On Last Day: 49
CCI Incentive Credits	Avg Performance All CCIs (Points)	Provider Performance (%)*	Possible Points (Weight)	Provider Points Earned
Early EPSDT Medical Visits		94%	2	1.88
Early EPSDT Dental Visits		77%	2	1.54
Permanency Contacts		84%	5	4.20
Additional Academic Supports		0%	2	0.00
Active Agency Accreditation		50%	4	2.00
Staff Clinical Licensure		0%	5	0.00
Behavior Management (threshold = 0)		0%	4	0.00
<b>Incentives Total</b>	<b>7.95</b>		<b>24</b>	<b>9.62</b>
Maximum total combined incentive credit allowed is 10 points.			<b>Incentives Awarded</b>	<b>9.62</b>

\*Performance calculation descriptions can be found in the FY 2016 RBWO PBP Measurements and Standards Guide.

Child Protective Services Investigations and Dispositions		
The following investigations data, which is not used for scoring but is considered significant to a provider's performance, is from Georgia SHINES and is not considered final or complete until the end of the fiscal year.		
Total Reports:	5	
Number Screened In:	2	
Number Screened Out:	3	
Number Substantiated:	0	
Number Unsubstantiated:	3	
Number Active CPS Investigations:	-1	



DHS, DFCS, Office of Provider Management  
**Performance-Based Placement Measures**  
**RBWO Provider GA+SCORECARD - CCI**  
Report Quarter: Q2 FY2016



**Provider/Program Name: North Georgia Angel House - (925) - CCI**

2260 Sam Nelson Road, Canton, GA 30114

Phone: 770 479-9555

Vendor ID# 35513

**Quarterly Scores (Grades)**

Q1: 92.25 (A-)

Q2: 104.95 (A+)

Q3: 104.30 (A+)

Q4: 104.51 (A+)

**Current Quarter Score (Grade)**

**104.95%**

**(A+)**

Program Census Information:

# Children in Care During  
Quarter: 36

# Placements During  
Quarter: 37

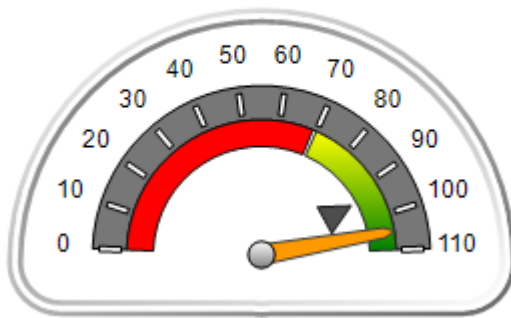
# Children in Care On Last  
Day: 15

**Quarterly Provider Comparisons to All CCIs**

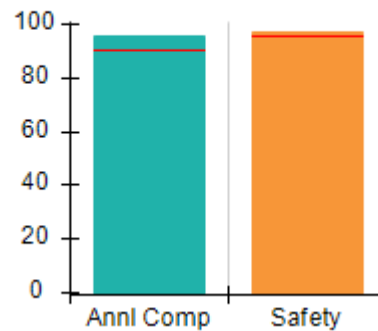
■■■■■■■■ indicates MalTx Threshold

▼ indicates average for all CCIs

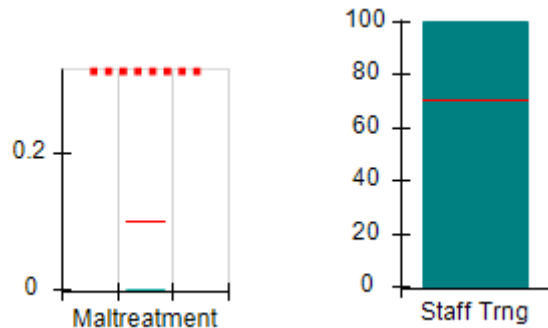
**Overall Score (%)**



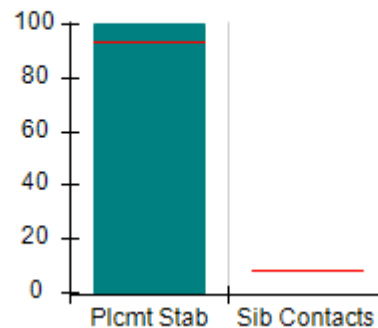
**OPM Monitoring Reviews (%)**



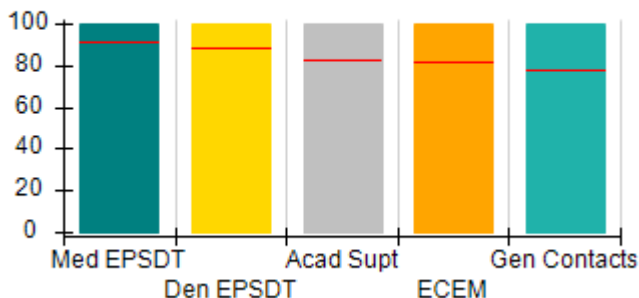
**Safety Outcomes (%)**



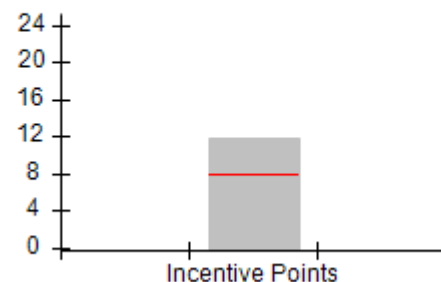
**Permanency Outcomes (%)**



**Well-Being Outcomes (%)**



**Incentives Earned (Points)**





**DHS, DFCS, Office of Provider Management**  
**Performance-Based Placement Measures**  
**RBWO Provider GA+SCORECARD - CCI**  
**Report Quarter: Q2 FY2016**



**Provider/Program Name: North Georgia Angel House - (925) - CCI**

<b>2260 Sam Nelson Road, Canton, GA 30114</b>  <b>Phone: 770 479-9555</b>  <b>Vendor ID# 35513</b>	<b>Quarterly Scores (Grades)</b>		<b>Current Quarter Score (Grade)</b>
	<b>Q1: 92.25 (A-)</b>	<b>Q2: 104.95 (A+)</b>	<b>104.95%</b>
	<b>Q3: 104.30 (A+)</b>	<b>Q4: 104.51 (A+)</b>	<b>(A+)</b>

Program Census Information:	# Children in Care During Quarter: 36	# Placements During Quarter: 37	# Children in Care On Last Day: 15
-----------------------------	---------------------------------------	---------------------------------	------------------------------------

	<b>Avg Performance All CCIs (%)</b>	<b>Provider Performance (%)*</b>	<b>Possible Points (Weight)</b>	<b>Provider Points Earned</b>
--	-------------------------------------	----------------------------------	---------------------------------	-------------------------------

**OPM Monitoring Reviews**

Annual Comprehensive Reviews	91%	96%	25	23.92
Safety Reviews	96%	98%	15	14.64
<b>Monitoring Sub-Total</b>			<b>40</b>	<b>38.56</b>

**CCI Safety Outcomes**

Incidence of Maltreatment	0.10%	No Substantiated Reports	10	10.00
Staff Training	70%	100%	4	4.00
<b>Safety Sub-Total</b>			<b>14</b>	<b>14.00</b>

**CCI Permanency Outcomes**

Placement Stability	94%	100%	20	20.00
Sibling Contacts	8%	None Planned		
<b>Permanency Sub-Total</b>			<b>20</b>	<b>20.00</b>

**CCI Well-Being Outcomes**

EPSDT Medical Visits	91%	100%	4	4.00
EPSDT Dental Visits	88%	100%	4	4.00
Academic Supports	83%	100%	4	4.00
Provider ECEM Visits	81%	100%	7	7.00
Provider General Contacts	77%	100%	7	7.00
<b>Well-Being Sub-Total</b>			<b>26</b>	<b>26.00</b>

\*Performance calculation descriptions can be found in the FY 2016 RBWO PBP Measurements and Standards Guide.

<b>Monitoring &amp; Outcomes: Possible Points = 100</b>		<b>Points Earned = 98.56</b>	
<b>Score Before Incentives Credit</b>		<b>98.56%</b>	
<b>Incentives Awarded</b>		<b>10.00 pts</b>	
<b>PBP Verification</b>		<b>-3.61 pts</b>	
<b>Total Score</b>		<b>104.95%</b>	

**Provider/Program Name: North Georgia Angel House - (925) - CCI**



**DHS, DFCS, Office of Provider Management**  
**Performance-Based Placement Measures**  
**RBWO Provider GA+SCORECARD - CCI**



**Report Quarter: Q2 FY2016**

Program Census Information:		# Children in Care During Quarter: 36	# Placements During Quarter: 37	# Children in Care On Last Day: 15
CCI Incentive Credits	Avg Performance All CCIs (Points)	Provider Performance (%)*	Possible Points (Weight)	Provider Points Earned
Early EPSDT Medical Visits		100%	2	2.00
Early EPSDT Dental Visits		100%	2	2.00
Permanency Contacts		None Planned	5	
Additional Academic Supports		88%	2	1.76
Active Agency Accreditation		50%	4	2.00
Staff Clinical Licensure		0%	5	0.00
Behavior Management (threshold = 0)		100%	4	4.00
<b>Incentives Total</b>	<b>7.95</b>		<b>24</b>	<b>11.76</b>
Maximum total combined incentive credit allowed is 10 points.			<b>Incentives Awarded</b>	<b>10.00</b>

\*Performance calculation descriptions can be found in the FY 2016 RBWO PBP Measurements and Standards Guide.

### Child Protective Services Investigations and Dispositions

The following investigations data, which is not used for scoring but is considered significant to a provider's performance, is from Georgia SHINES and is not considered final or complete until the end of the fiscal year.

Total Reports:	2
Number Screened In:	2
Number Screened Out:	0
Number Substantiated:	0
Number Unsubstantiated:	0
Number Active CPS Investigations:	2



**DHS, DFCS, Office of Provider Management**  
**Performance-Based Placement Measures**  
**RBWO Provider GA+SCORECARD - CCI**  
**Report Quarter: Q2 FY2016**



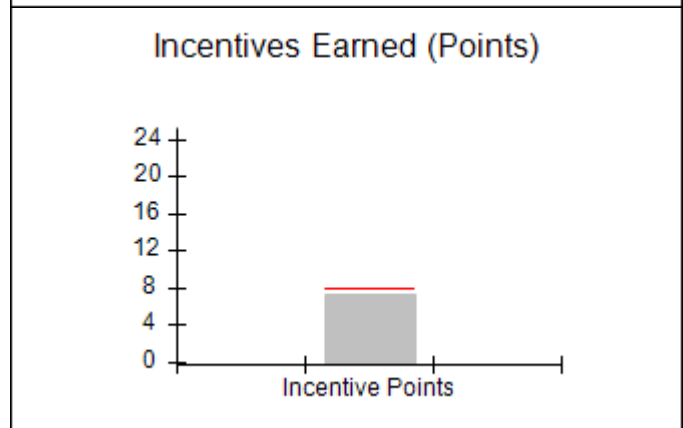
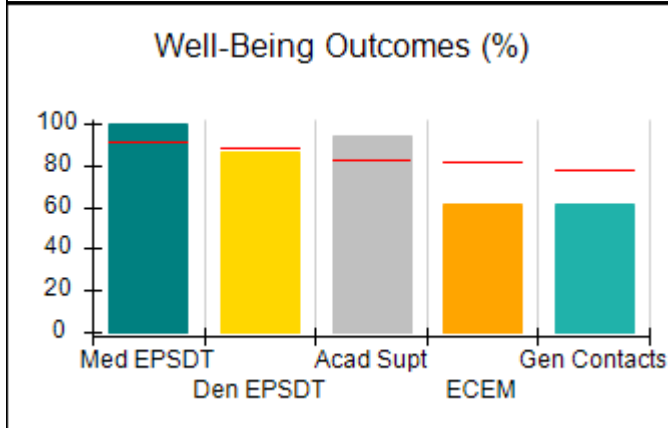
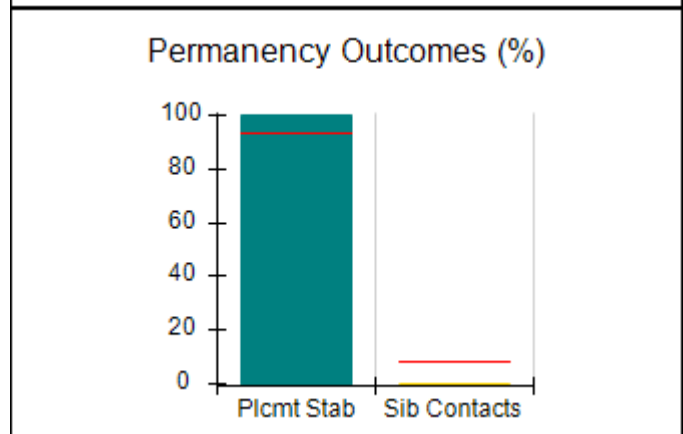
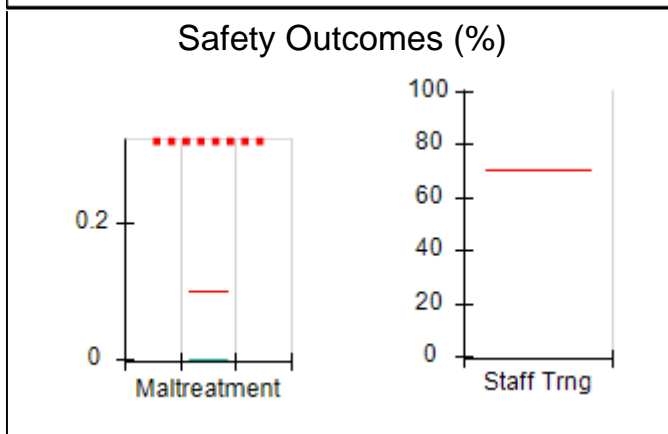
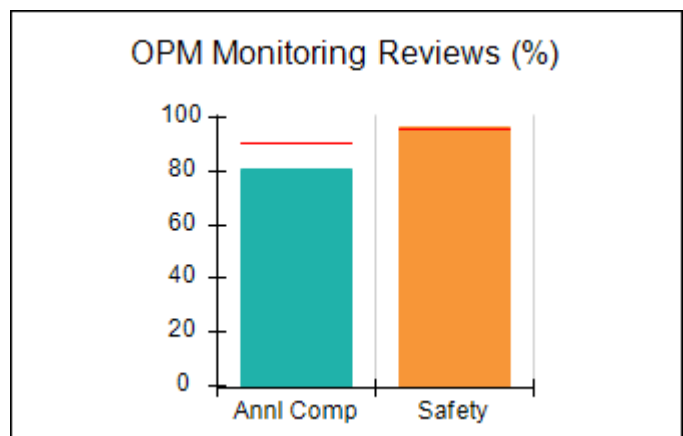
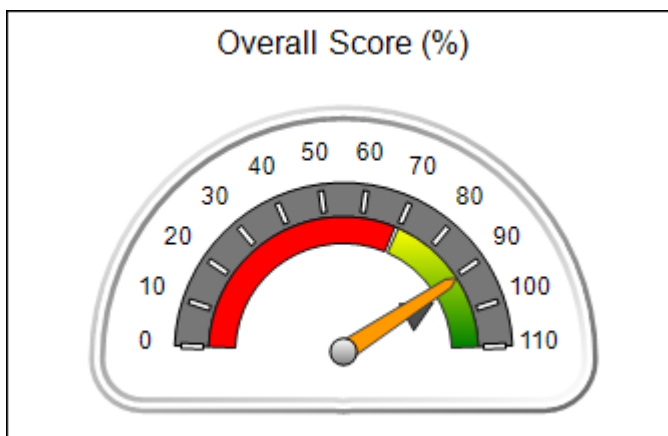
**Provider/Program Name: Northwest Georgia Girls Home - (779) - CCI**

<b>508 Chattanooga Ave., Dalton, GA 30722</b>  <b>Phone: 706-226-4862</b>  <b>Vendor ID# 35516</b>	Quarterly Scores (Grades)		Current Quarter Score (Grade)
	Q1: 95.12 (A)	Q2: 90.62 (A-)	90.62% (A-)
	Q3: 87.91 (B+)	Q4: 94.80 (A)	
Program Census Information:	# Children in Care During Quarter: 7	# Placements During Quarter: 7	# Children in Care On Last Day: 6

**Quarterly Provider Comparisons to All CCIs**

■■■■■■■■ indicates MalTx Threshold

▼ ————— indicates average for all CCIs





**DHS, DFCS, Office of Provider Management**  
**Performance-Based Placement Measures**  
**RBWO Provider GA+SCORECARD - CCI**  
**Report Quarter: Q2 FY2016**



**Provider/Program Name: Northwest Georgia Girls Home - (779) - CCI**

<b>508 Chattanooga Ave., Dalton, GA 30722</b>  <b>Phone: 706-226-4862</b>  <b>Vendor ID# 35516</b>		<b>Quarterly Scores (Grades)</b>		<b>Current Quarter Score (Grade)</b>
		<b>Q1: 95.12 (A)</b>	<b>Q2: 90.62 (A-)</b>	<b>90.62%</b>
		<b>Q3: 87.91 (B+)</b>	<b>Q4: 94.80 (A)</b>	<b>(A-)</b>
Program Census Information:		# Children in Care During Quarter: 7	# Placements During Quarter: 7	# Children in Care On Last Day: 6
	<b>Avg Performance All CCIs (%)</b>	<b>Provider Performance (%)*</b>	<b>Possible Points (Weight)</b>	<b>Provider Points Earned</b>
<b>OPM Monitoring Reviews</b>				
Annual Comprehensive Reviews	91%	81%	25	20.17
Safety Reviews	96%	97%	15	14.53
<b>Monitoring Sub-Total</b>			<b>40</b>	<b>34.70</b>
<b>CCI Safety Outcomes</b>				
Incidence of Maltreatment	0.10%	No Substantiated Reports	14	14.00
Staff Training	70%	Not Eligible		
<b>Safety Sub-Total</b>			<b>14</b>	<b>14.00</b>
<b>CCI Permanency Outcomes</b>				
Placement Stability	94%	100%	15	15.00
Sibling Contacts	8%	0%	5	0.00
<b>Permanency Sub-Total</b>			<b>20</b>	<b>15.00</b>
<b>CCI Well-Being Outcomes</b>				
EPSDT Medical Visits	91%	100%	4	4.00
EPSDT Dental Visits	88%	86%	4	3.44
Academic Supports	83%	94%	4	3.76
Provider ECEM Visits	81%	61%	7	4.27
Provider General Contacts	77%	61%	7	4.27
<b>Well-Being Sub-Total</b>			<b>26</b>	<b>19.74</b>
*Performance calculation descriptions can be found in the FY 2016 RBWO PBP Measurements and Standards Guide.				

<b>Monitoring &amp; Outcomes: Possible Points = 100</b>		<b>Points Earned = 83.44</b>	
<b>Score Before Incentives Credit</b>		<b>83.44%</b>	
<b>Incentives Awarded</b>		<b>7.18 pts</b>	
<b>PBP Verification</b>		<b>N/A pts</b>	
<b>Total Score</b>		<b>90.62%</b>	

**Provider/Program Name: Northwest Georgia Girls Home - (779) - CCI**



**DHS, DFCS, Office of Provider Management**  
**Performance-Based Placement Measures**  
**RBWO Provider GA+SCORECARD - CCI**



**Report Quarter: Q2 FY2016**

Program Census Information:		# Children in Care During Quarter: 7	# Placements During Quarter: 7	# Children in Care On Last Day: 6
CCI Incentive Credits	Avg Performance All CCIs (Points)	Provider Performance (%)*	Possible Points (Weight)	Provider Points Earned
Early EPSDT Medical Visits		100%	2	2.00
Early EPSDT Dental Visits		0%	2	0.00
Permanency Contacts		0%	5	0.00
Additional Academic Supports		59%	2	1.18
Active Agency Accreditation		0%	4	0.00
Staff Clinical Licensure		0%	5	0.00
Behavior Management (threshold = 0)		100%	4	4.00
<b>Incentives Total</b>	<b>7.95</b>		<b>24</b>	<b>7.18</b>
Maximum total combined incentive credit allowed is 10 points.			<b>Incentives Awarded</b>	<b>7.18</b>

\*Performance calculation descriptions can be found in the FY 2016 RBWO PBP Measurements and Standards Guide.

Child Protective Services Investigations and Dispositions		
The following investigations data, which is not used for scoring but is considered significant to a provider's performance, is from Georgia SHINES and is not considered final or complete until the end of the fiscal year.		
Total Reports:	0	
Number Screened In:	0	
Number Screened Out:	0	
Number Substantiated:	0	
Number Unsubstantiated:	0	
Number Active CPS Investigations:	0	





**DHS, DFCS, Office of Provider Management**  
**Performance-Based Placement Measures**  
**RBWO Provider GA+SCORECARD - CCI**



**Report Quarter: Q2 FY2016**

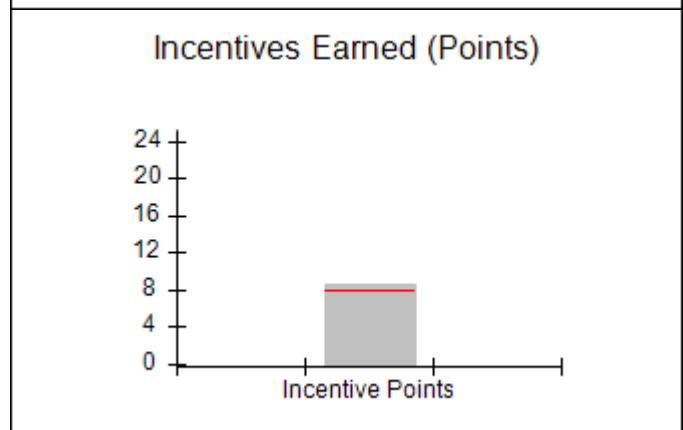
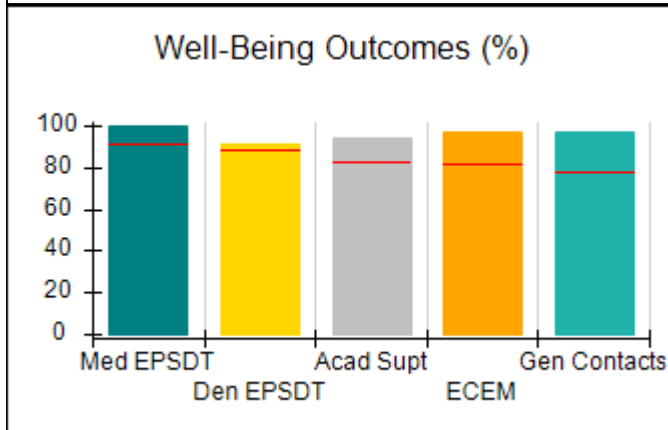
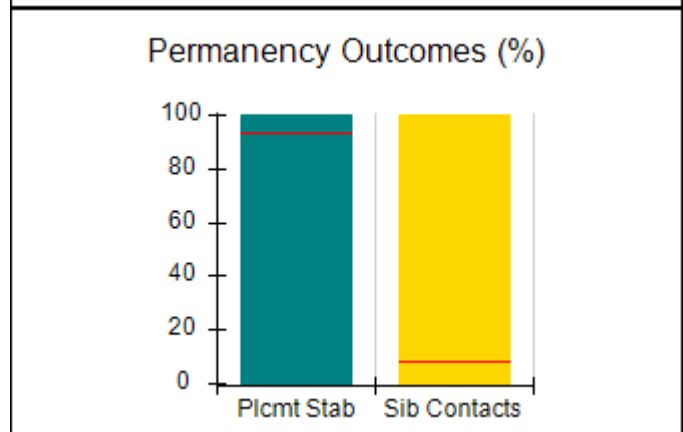
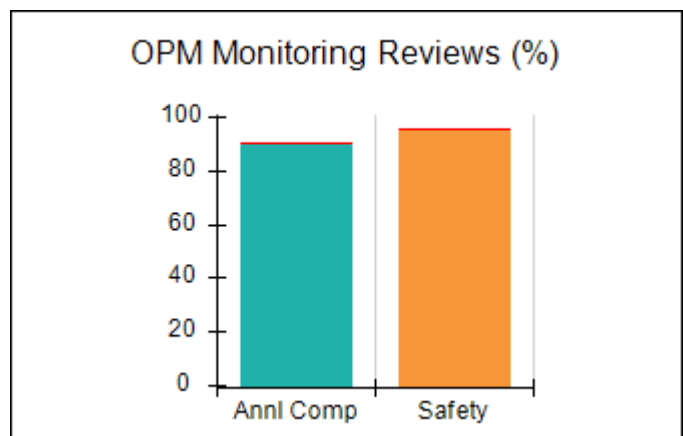
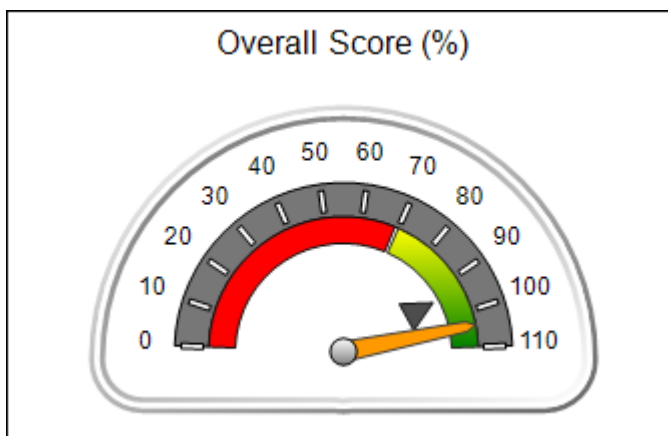
**Provider/Program Name: Open Arms - Bridge I - Miller Rd. (787) - CCI**

<b>162 Miller Rd., Leesburg, GA 31763</b>  <b>Phone: 229-431-1121</b>  <b>Vendor ID# 35530</b>	Quarterly Scores (Grades)		Current Quarter Score (Grade)
	Q1: 91.22 (A-)	Q2: 104.10 (A+)	<b>104.10%</b> <b>(A+)</b>
	Q3: 89.95 (B+)	Q4: 90.11 (A-)	
Program Census Information:	# Children in Care During Quarter: 11	# Placements During Quarter: 11	# Children in Care On Last Day: 11

**Quarterly Provider Comparisons to All CCIs**

■■■■■■■■ indicates MalTx Threshold

▼ ————— indicates average for all CCIs





**DHS, DFCS, Office of Provider Management**  
**Performance-Based Placement Measures**  
**RBWO Provider GA+SCORECARD - CCI**  
**Report Quarter: Q2 FY2016**



**Provider/Program Name: Open Arms - Bridge I - Miller Rd. (787) - CCI**

<b>162 Miller Rd., Leesburg, GA 31763</b>  <b>Phone: 229-431-1121</b>  <b>Vendor ID# 35530</b>	<b>Quarterly Scores (Grades)</b>		<b>Current Quarter Score (Grade)</b>
	<b>Q1: 91.22 (A-)</b>	<b>Q2: 104.10 (A+)</b>	<b>104.10%</b>
	<b>Q3: 89.95 (B+)</b>	<b>Q4: 90.11 (A-)</b>	<b>(A+)</b>

Program Census Information:	# Children in Care During Quarter: 11	# Placements During Quarter: 11	# Children in Care On Last Day: 11
-----------------------------	---------------------------------------	---------------------------------	------------------------------------

	<b>Avg Performance All CCIs (%)</b>	<b>Provider Performance (%)*</b>	<b>Possible Points (Weight)</b>	<b>Provider Points Earned</b>
--	-------------------------------------	----------------------------------	---------------------------------	-------------------------------

**OPM Monitoring Reviews**

Annual Comprehensive Reviews	91%	90%	25	22.42
Safety Reviews	96%	95%	15	14.20
<b>Monitoring Sub-Total</b>			<b>40</b>	<b>36.62</b>

**CCI Safety Outcomes**

Incidence of Maltreatment	0.10%	No Substantiated Reports	10	10.00
Staff Training	70%	100%	4	4.00
<b>Safety Sub-Total</b>			<b>14</b>	<b>14.00</b>

**CCI Permanency Outcomes**

Placement Stability	94%	100%	15	15.00
Sibling Contacts	8%	100%	5	5.00
<b>Permanency Sub-Total</b>			<b>20</b>	<b>20.00</b>

**CCI Well-Being Outcomes**

EPSDT Medical Visits	91%	100%	4	4.00
EPSDT Dental Visits	88%	91%	4	3.64
Academic Supports	83%	94%	4	3.76
Provider ECEM Visits	81%	97%	7	6.79
Provider General Contacts	77%	97%	7	6.79
<b>Well-Being Sub-Total</b>			<b>26</b>	<b>24.98</b>

\*Performance calculation descriptions can be found in the FY 2016 RBWO PBP Measurements and Standards Guide.

<b>Monitoring &amp; Outcomes: Possible Points = 100</b>		<b>Points Earned = 95.60</b>	
<b>Score Before Incentives Credit</b>		<b>95.60%</b>	
<b>Incentives Awarded</b>		<b>8.50 pts</b>	
<b>PBP Verification</b>		<b>N/A pts</b>	
<b>Total Score</b>		<b>104.10%</b>	

**Provider/Program Name: Open Arms - Bridge I - Miller Rd. (787) - CCI**



**DHS, DFCS, Office of Provider Management**  
**Performance-Based Placement Measures**  
**RBWO Provider GA+SCORECARD - CCI**



**Report Quarter: Q2 FY2016**

Program Census Information:		# Children in Care During Quarter: 11	# Placements During Quarter: 11	# Children in Care On Last Day: 11
CCI Incentive Credits	Avg Performance All CCIs (Points)	Provider Performance (%)*	Possible Points (Weight)	Provider Points Earned
Early EPSDT Medical Visits		Not Eligible	2	
Early EPSDT Dental Visits		0%	2	0.00
Permanency Contacts		90%	5	4.50
Additional Academic Supports		0%	2	0.00
Active Agency Accreditation		0%	4	0.00
Staff Clinical Licensure		0%	5	0.00
Behavior Management (threshold = 0)		100%	4	4.00
<b>Incentives Total</b>	<b>7.95</b>		<b>24</b>	<b>8.50</b>
Maximum total combined incentive credit allowed is 10 points.			<b>Incentives Awarded</b>	<b>8.50</b>

\*Performance calculation descriptions can be found in the FY 2016 RBWO PBP Measurements and Standards Guide.

Child Protective Services Investigations and Dispositions		
The following investigations data, which is not used for scoring but is considered significant to a provider's performance, is from Georgia SHINES and is not considered final or complete until the end of the fiscal year.		
Total Reports:	0	
Number Screened In:	0	
Number Screened Out:	0	
Number Substantiated:	0	
Number Unsubstantiated:	0	
Number Active CPS Investigations:	0	



**DHS, DFCS, Office of Provider Management**  
**Performance-Based Placement Measures**  
**RBWO Provider GA+SCORECARD - CCI**



**Report Quarter: Q2 FY2016**

**Provider/Program Name: Open Arms Children's Network - dba Ordered Steps Home for Girls (4320) - CCI**

**896 Bryant Still Road, Brooklet, GA 30415**

**Phone: 912-823-2016**

**Vendor ID# 80481**

**Quarterly Scores (Grades)**

**Current Quarter Score (Grade)**

**Q1: 107.24 (A+)**

**Q2: 102.33 (A+)**

**102.33%**

**Q3: 106.94 (A+)**

**Q4: 105.44 (A+)**

**(A+)**

**Program Census Information:**

# Children in Care During  
Quarter: 6

# Placements During  
Quarter: 6

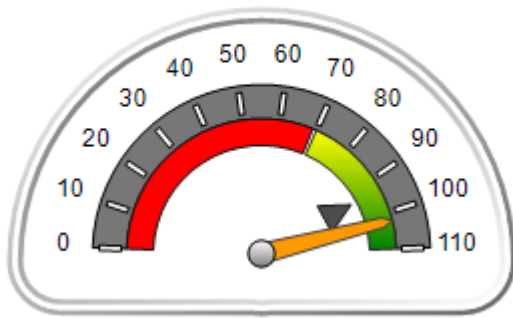
# Children in Care On Last  
Day: 5

**Quarterly Provider Comparisons to All CCIs**

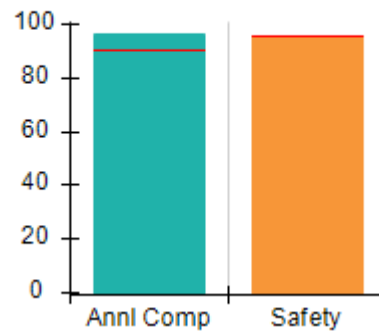
■■■■■■■■ indicates MalTx Threshold

▼ ————— indicates average for all CCIs

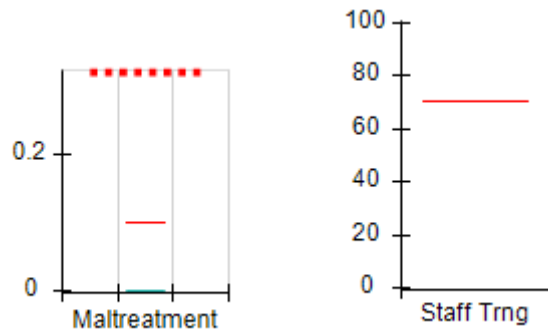
**Overall Score (%)**



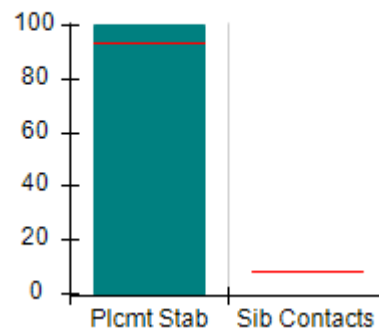
**OPM Monitoring Reviews (%)**



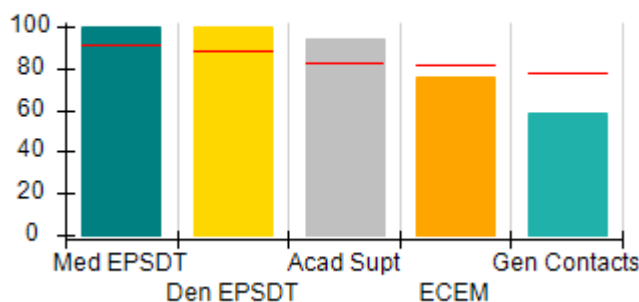
**Safety Outcomes (%)**



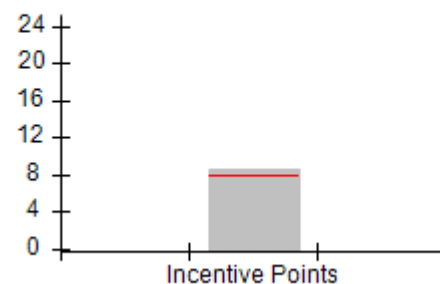
**Permanency Outcomes (%)**



**Well-Being Outcomes (%)**



**Incentives Earned (Points)**





**DHS, DFCS, Office of Provider Management**  
**Performance-Based Placement Measures**  
**RBWO Provider GA+SCORECARD - CCI**



**Report Quarter: Q2 FY2016**

**Provider/Program Name: Open Arms Children's Network - dba Ordered Steps Home for Girls (4320) - CCI**

<b>896 Bryant Still Road, Brooklet, GA 30415</b>  <b>Phone: 912-823-2016</b>  <b>Vendor ID# 80481</b>	<b>Quarterly Scores (Grades)</b>		<b>Current Quarter Score (Grade)</b>
	<b>Q1: 107.24 (A+)</b>	<b>Q2: 102.33 (A+)</b>	<b>102.33%</b>
	<b>Q3: 106.94 (A+)</b>	<b>Q4: 105.44 (A+)</b>	<b>(A+)</b>

<b>Program Census Information:</b>	<b># Children in Care During Quarter: 6</b>	<b># Placements During Quarter: 6</b>	<b># Children in Care On Last Day: 5</b>
------------------------------------	---	---------------------------------------	--

	<b>Avg Performance All CCIs (%)</b>	<b>Provider Performance (%)*</b>	<b>Possible Points (Weight)</b>	<b>Provider Points Earned</b>
--	-------------------------------------	----------------------------------	---------------------------------	-------------------------------

**OPM Monitoring Reviews**

Annual Comprehensive Reviews	91%	97%	25	24.14
Safety Reviews	96%	96%	15	14.40
<b>Monitoring Sub-Total</b>			<b>40</b>	<b>38.54</b>

**CCI Safety Outcomes**

Incidence of Maltreatment	0.10%	No Substantiated Reports	14	14.00
Staff Training	70%	Not Eligible		
<b>Safety Sub-Total</b>			<b>14</b>	<b>14.00</b>

**CCI Permanency Outcomes**

Placement Stability	94%	100%	20	20.00
Sibling Contacts	8%	None Planned		
<b>Permanency Sub-Total</b>			<b>20</b>	<b>20.00</b>

**CCI Well-Being Outcomes**

EPSDT Medical Visits	91%	100%	4	4.00
EPSDT Dental Visits	88%	100%	4	4.00
Academic Supports	83%	94%	4	3.76
Provider ECEM Visits	81%	76%	7	5.32
Provider General Contacts	77%	59%	7	4.13
<b>Well-Being Sub-Total</b>			<b>26</b>	<b>21.21</b>

\*Performance calculation descriptions can be found in the FY 2016 RBWO PBP Measurements and Standards Guide.

<b>Monitoring &amp; Outcomes: Possible Points = 100</b>		<b>Points Earned = 93.75</b>	
<b>Score Before Incentives Credit</b>		<b>93.75%</b>	
<b>Incentives Awarded</b>		<b>8.58 pts</b>	
<b>PBP Verification</b>		<b>0.00 pts</b>	
<b>Total Score</b>		<b>102.33%</b>	

**Provider/Program Name: Open Arms Children's Network - dba Ordered Steps Home for Girls (4320) - CCI**



**DHS, DFCS, Office of Provider Management**  
**Performance-Based Placement Measures**  
**RBWO Provider GA+SCORECARD - CCI**



**Report Quarter: Q2 FY2016**

Program Census Information:		# Children in Care During Quarter: 6	# Placements During Quarter: 6	# Children in Care On Last Day: 5
CCI Incentive Credits	Avg Performance All CCIs (Points)	Provider Performance (%)*	Possible Points (Weight)	Provider Points Earned
Early EPSDT Medical Visits		100%	2	2.00
Early EPSDT Dental Visits		100%	2	2.00
Permanency Contacts		None Planned	5	
Additional Academic Supports		29%	2	0.58
Active Agency Accreditation		0%	4	0.00
Staff Clinical Licensure		0%	5	0.00
Behavior Management (threshold = 0)		100%	4	4.00
<b>Incentives Total</b>	<b>7.95</b>		<b>24</b>	<b>8.58</b>
Maximum total combined incentive credit allowed is 10 points.			<b>Incentives Awarded</b>	<b>8.58</b>

\*Performance calculation descriptions can be found in the FY 2016 RBWO PBP Measurements and Standards Guide.

### Child Protective Services Investigations and Dispositions

The following investigations data, which is not used for scoring but is considered significant to a provider's performance, is from Georgia SHINES and is not considered final or complete until the end of the fiscal year.

Total Reports:	0
Number Screened In:	0
Number Screened Out:	0
Number Substantiated:	0
Number Unsubstantiated:	0
Number Active CPS Investigations:	0



**DHS, DFCS, Office of Provider Management**  
**Performance-Based Placement Measures**  
**RBWO Provider GA+SCORECARD - CCI**



**Report Quarter: Q2 FY2016**

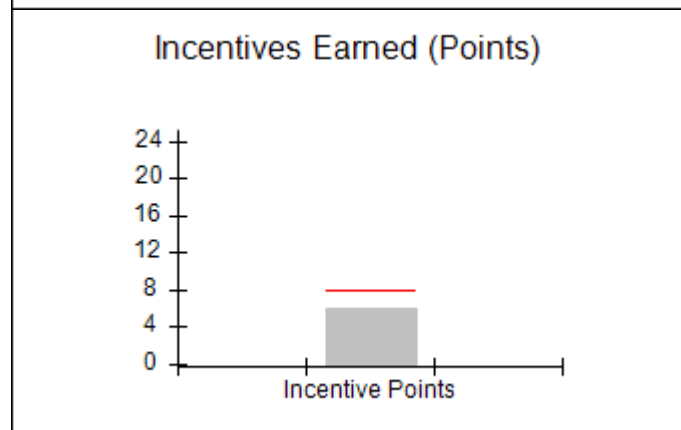
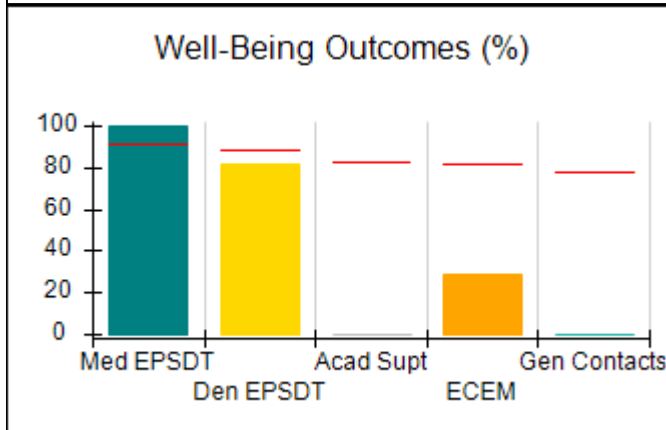
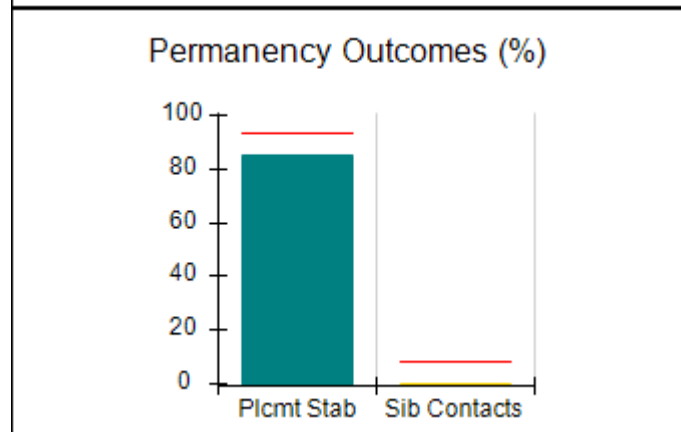
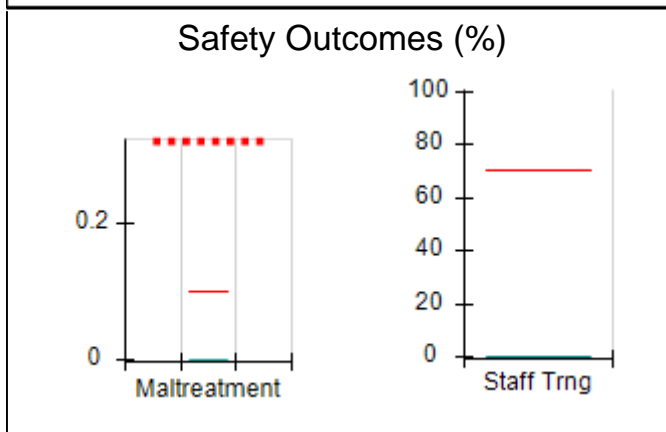
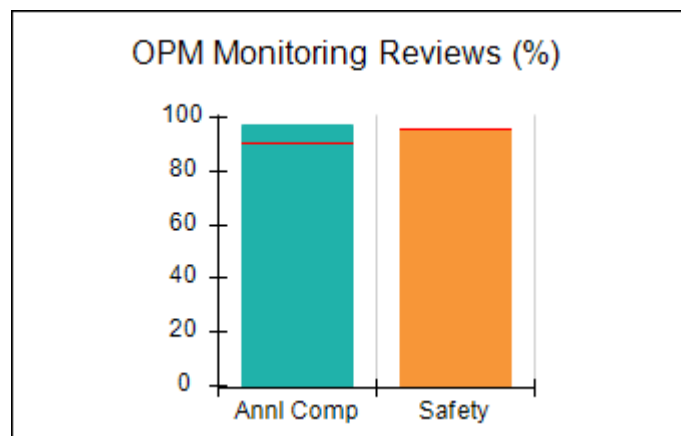
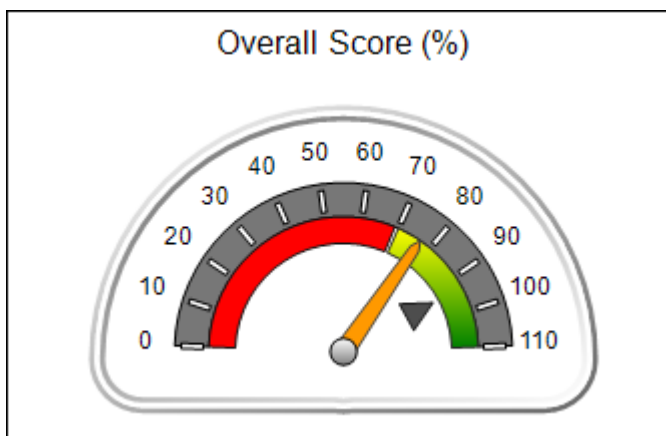
**Provider/Program Name: Open Arms of Blue Ridge, Inc. - (5135) - CCI**

<b>126 Walter Mountain Drive, Epworth, GA 30541</b>  <b>Phone: 706-632-2029</b>  <b>Vendor ID# 114380</b>	Quarterly Scores (Grades)		Current Quarter Score (Grade)
	Q1: 80.54 (B-)	Q2: 76.70 (C)	<b>76.70%</b> <b>(C)</b>
	Q3: 75.97 (C)	Q4: 73.64 (C-)	
Program Census Information:	# Children in Care During Quarter: 13	# Placements During Quarter: 13	# Children in Care On Last Day: 8

**Quarterly Provider Comparisons to All CCIs**

■■■■■■■■ indicates MalTx Threshold

▼ — indicates average for all CCIs





**DHS, DFCS, Office of Provider Management**  
**Performance-Based Placement Measures**  
**RBWO Provider GA+SCORECARD - CCI**  
**Report Quarter: Q2 FY2016**



**Provider/Program Name: Open Arms of Blue Ridge, Inc. - (5135) - CCI**

<b>126 Walter Mountain Drive, Epworth, GA 30541</b>  <b>Phone: 706-632-2029</b>  <b>Vendor ID# 114380</b>	<b>Quarterly Scores (Grades)</b>		<b>Current Quarter Score (Grade)</b>
	<b>Q1: 80.54 (B-)</b>	<b>Q2: 76.70 (C)</b>	<b>76.70%</b>
	<b>Q3: 75.97 (C)</b>	<b>Q4: 73.64 (C-)</b>	<b>(C)</b>

Program Census Information:	# Children in Care During Quarter: 13	# Placements During Quarter: 13	# Children in Care On Last Day: 8
-----------------------------	---------------------------------------	---------------------------------	-----------------------------------

	<b>Avg Performance All CCIs (%)</b>	<b>Provider Performance (%)*</b>	<b>Possible Points (Weight)</b>	<b>Provider Points Earned</b>
--	-------------------------------------	----------------------------------	---------------------------------	-------------------------------

**OPM Monitoring Reviews**

Annual Comprehensive Reviews	91%	97%	25	24.25
Safety Reviews	96%	96%	15	14.39
<b>Monitoring Sub-Total</b>			<b>40</b>	<b>38.64</b>

**CCI Safety Outcomes**

Incidence of Maltreatment	0.10%	No Substantiated Reports	10	10.00
Staff Training	70%	0%	4	0.00
<b>Safety Sub-Total</b>			<b>14</b>	<b>10.00</b>

**CCI Permanency Outcomes**

Placement Stability	94%	85%	15	12.75
Sibling Contacts	8%	0%	5	0.00
<b>Permanency Sub-Total</b>			<b>20</b>	<b>12.75</b>

**CCI Well-Being Outcomes**

EPSDT Medical Visits	91%	100%	4	4.00
EPSDT Dental Visits	88%	82%	4	3.28
Academic Supports	83%	0%	4	0.00
Provider ECEM Visits	81%	29%	7	2.03
Provider General Contacts	77%	0%	7	0.00
<b>Well-Being Sub-Total</b>			<b>26</b>	<b>9.31</b>

\*Performance calculation descriptions can be found in the FY 2016 RBWO PBP Measurements and Standards Guide.

<b>Monitoring &amp; Outcomes: Possible Points = 100</b>		<b>Points Earned = 70.70</b>	
<b>Score Before Incentives Credit</b>		<b>70.70%</b>	
<b>Incentives Awarded</b>		<b>6.00 pts</b>	
<b>PBP Verification</b>		<b>0.00 pts</b>	
<b>Total Score</b>		<b>76.70%</b>	

**Provider/Program Name: Open Arms of Blue Ridge, Inc. - (5135) - CCI**





**DHS, DFCS, Office of Provider Management**  
**Performance-Based Placement Measures**  
**RBWO Provider GA+SCORECARD - CCI**



**Report Quarter: Q2 FY2016**

Program Census Information:		# Children in Care During Quarter: 13	# Placements During Quarter: 13	# Children in Care On Last Day: 8
CCI Incentive Credits	Avg Performance All CCIs (Points)	Provider Performance (%)*	Possible Points (Weight)	Provider Points Earned
Early EPSDT Medical Visits		100%	2	2.00
Early EPSDT Dental Visits		0%	2	0.00
Permanency Contacts		0%	5	0.00
Additional Academic Supports		0%	2	0.00
Active Agency Accreditation		0%	4	0.00
Staff Clinical Licensure		0%	5	0.00
Behavior Management (threshold = 0)		100%	4	4.00
<b>Incentives Total</b>	<b>7.95</b>		<b>24</b>	<b>6.00</b>
Maximum total combined incentive credit allowed is 10 points.			<b>Incentives Awarded</b>	<b>6.00</b>
*Performance calculation descriptions can be found in the FY 2016 RBWO PBP Measurements and Standards Guide.				

Child Protective Services Investigations and Dispositions		
The following investigations data, which is not used for scoring but is considered significant to a provider's performance, is from Georgia SHINES and is not considered final or complete until the end of the fiscal year.		
Total Reports:	0	
Number Screened In:	0	
Number Screened Out:	0	
Number Substantiated:	0	
Number Unsubstantiated:	0	
Number Active CPS Investigations:	0	



**DHS, DFCS, Office of Provider Management**  
**Performance-Based Placement Measures**  
**RBWO Provider GA+SCORECARD - CCI**  
**Report Quarter: Q2 FY2016**



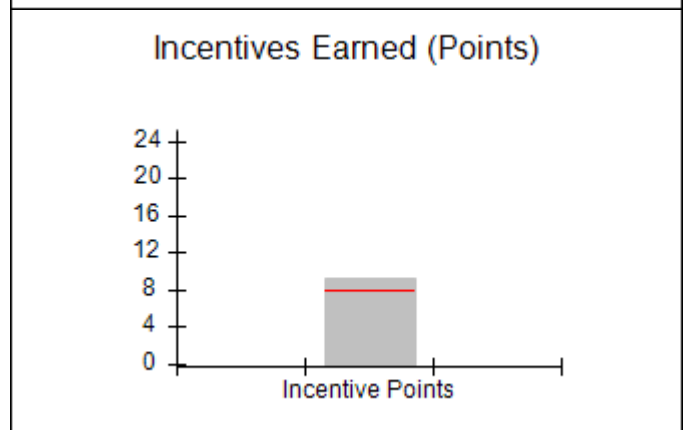
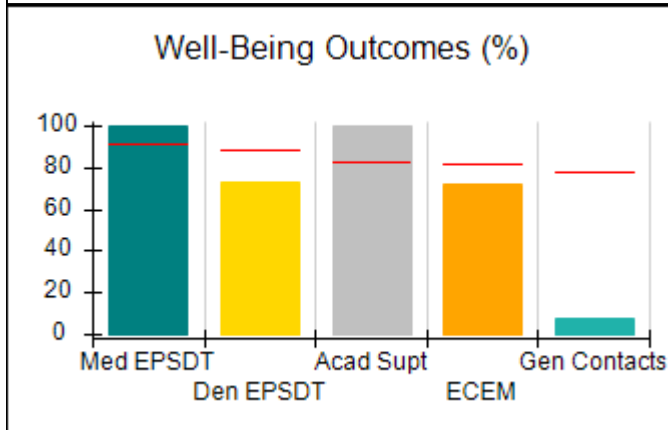
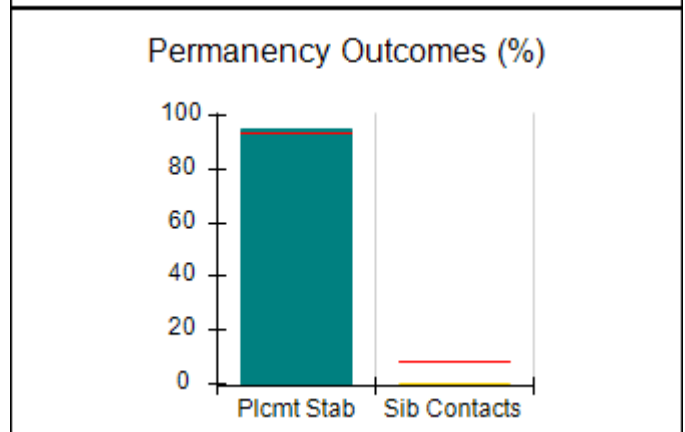
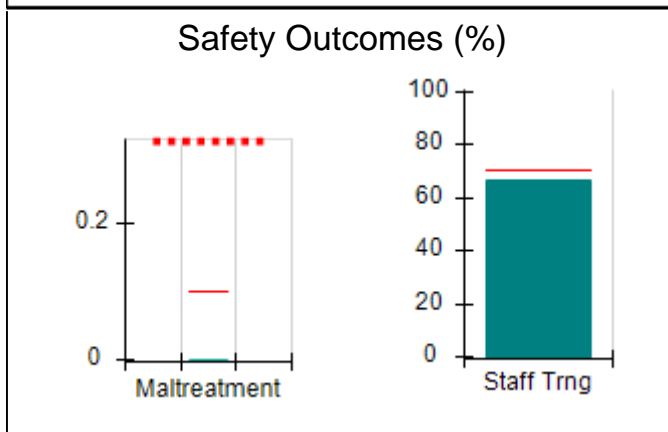
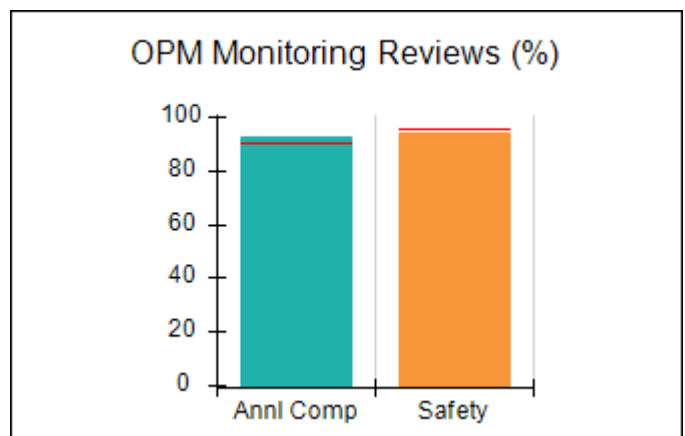
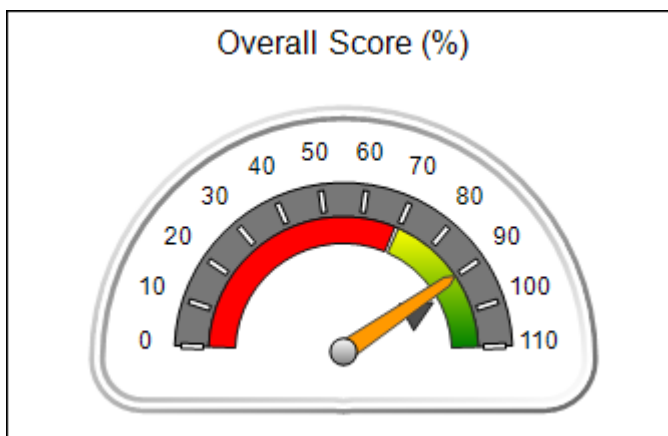
**Provider/Program Name: Open Door Home - Boys Annex Long Term Program (940) - CCI**

<b>792 John Davenport Dr., Rome, GA 30165</b>  <b>Phone: 706-233-9175</b>  <b>Vendor ID# 35532</b>	<b>Quarterly Scores (Grades)</b>		<b>Current Quarter Score (Grade)</b>
	<b>Q1: 93.13 (A-)</b>	<b>Q2: 89.92 (B+)</b>	<b>89.92%</b>
	<b>Q3: 98.91 (A+)</b>	<b>Q4: 93.71 (A-)</b>	<b>(B+)</b>
<b>Program Census Information:</b>	<b># Children in Care During Quarter: 21</b>	<b># Placements During Quarter: 22</b>	<b># Children in Care On Last Day: 13</b>

**Quarterly Provider Comparisons to All CCIs**

■■■■■■■■ indicates MalTx Threshold

▼ ————— indicates average for all CCIs





**DHS, DFCS, Office of Provider Management**  
**Performance-Based Placement Measures**  
**RBWO Provider GA+SCORECARD - CCI**  
**Report Quarter: Q2 FY2016**



**Provider/Program Name: Open Door Home - Boys Annex Long Term Program (940) - CCI**

<b>792 John Davenport Dr., Rome, GA 30165</b>  <b>Phone: 706-233-9175</b>  <b>Vendor ID# 35532</b>	<b>Quarterly Scores (Grades)</b>		<b>Current Quarter Score (Grade)</b>
	<b>Q1: 93.13 (A-)</b>	<b>Q2: 89.92 (B+)</b>	<b>89.92%</b>
	<b>Q3: 98.91 (A+)</b>	<b>Q4: 93.71 (A-)</b>	<b>(B+)</b>

Program Census Information:	# Children in Care During Quarter: 21	# Placements During Quarter: 22	# Children in Care On Last Day: 13
-----------------------------	---------------------------------------	---------------------------------	------------------------------------

	<b>Avg Performance All CCIs (%)</b>	<b>Provider Performance (%)*</b>	<b>Possible Points (Weight)</b>	<b>Provider Points Earned</b>
--	-------------------------------------	----------------------------------	---------------------------------	-------------------------------

**OPM Monitoring Reviews**

Annual Comprehensive Reviews	91%	93%	25	23.17
Safety Reviews	96%	94%	15	14.14
<b>Monitoring Sub-Total</b>			<b>40</b>	<b>37.31</b>

**CCI Safety Outcomes**

Incidence of Maltreatment	0.10%	No Substantiated Reports	10	10.00
Staff Training	70%	67%	4	2.68
<b>Safety Sub-Total</b>			<b>14</b>	<b>12.68</b>

**CCI Permanency Outcomes**

Placement Stability	94%	95%	15	14.25
Sibling Contacts	8%	0%	5	0.00
<b>Permanency Sub-Total</b>			<b>20</b>	<b>14.25</b>

**CCI Well-Being Outcomes**

EPSDT Medical Visits	91%	100%	4	4.00
EPSDT Dental Visits	88%	73%	4	2.92
Academic Supports	83%	100%	4	4.00
Provider ECEM Visits	81%	72%	7	5.04
Provider General Contacts	77%	8%	7	0.56
<b>Well-Being Sub-Total</b>			<b>26</b>	<b>16.52</b>

\*Performance calculation descriptions can be found in the FY 2016 RBWO PBP Measurements and Standards Guide.

<b>Monitoring &amp; Outcomes: Possible Points = 100</b>		<b>Points Earned = 80.76</b>	
<b>Score Before Incentives Credit</b>		<b>80.76%</b>	
<b>Incentives Awarded</b>		<b>9.16 pts</b>	
<b>PBP Verification</b>		<b>N/A pts</b>	
<b>Total Score</b>		<b>89.92%</b>	

**Provider/Program Name: Open Door Home - Boys Annex Long Term Program (940) - CCI**



**DHS, DFCS, Office of Provider Management**  
**Performance-Based Placement Measures**  
**RBWO Provider GA+SCORECARD - CCI**



**Report Quarter: Q2 FY2016**

Program Census Information:		# Children in Care During Quarter: 21	# Placements During Quarter: 22	# Children in Care On Last Day: 13
CCI Incentive Credits	Avg Performance All CCIs (Points)	Provider Performance (%)*	Possible Points (Weight)	Provider Points Earned
Early EPSDT Medical Visits		100%	2	2.00
Early EPSDT Dental Visits		58%	2	1.16
Permanency Contacts		None Planned	5	
Additional Academic Supports		100%	2	2.00
Active Agency Accreditation		0%	4	0.00
Staff Clinical Licensure		0%	5	0.00
Behavior Management (threshold = 0)		100%	4	4.00
<b>Incentives Total</b>	<b>7.95</b>		<b>24</b>	<b>9.16</b>
Maximum total combined incentive credit allowed is 10 points.			<b>Incentives Awarded</b>	<b>9.16</b>
*Performance calculation descriptions can be found in the FY 2016 RBWO PBP Measurements and Standards Guide.				

Child Protective Services Investigations and Dispositions		
The following investigations data, which is not used for scoring but is considered significant to a provider's performance, is from Georgia SHINES and is not considered final or complete until the end of the fiscal year.		
Total Reports:	4	
Number Screened In:	2	
Number Screened Out:	2	
Number Substantiated:	0	
Number Unsubstantiated:	0	
Number Active CPS Investigations:	2	



**DHS, DFCS, Office of Provider Management**  
**Performance-Based Placement Measures**  
**RBWO Provider GA+SCORECARD - CCI**



**Report Quarter: Q2 FY2016**

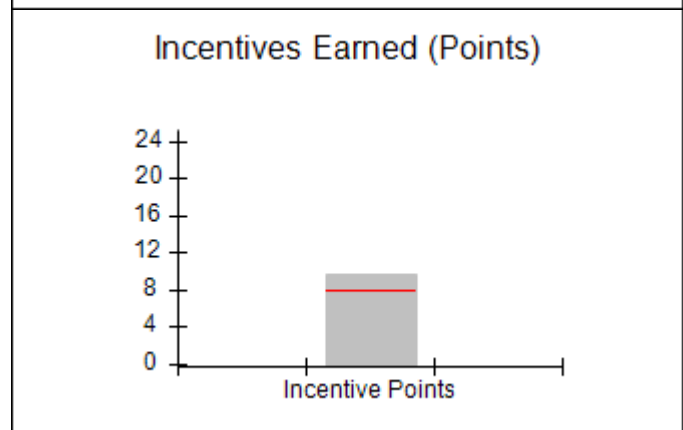
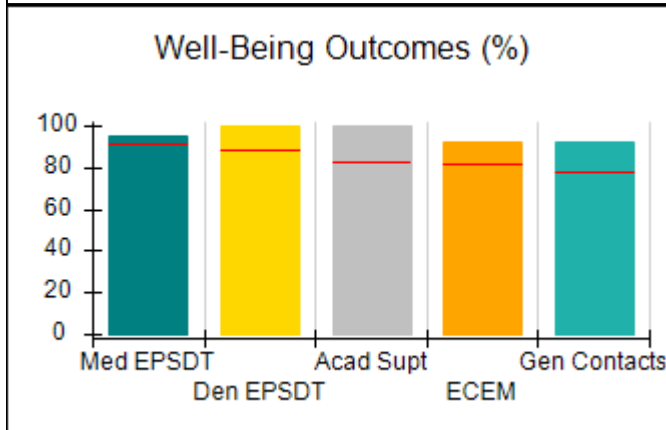
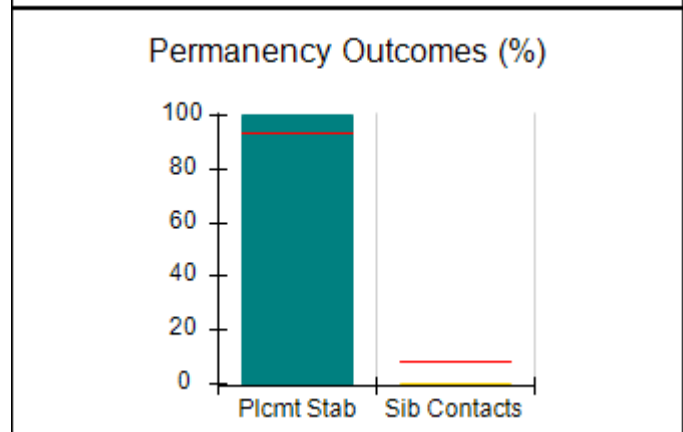
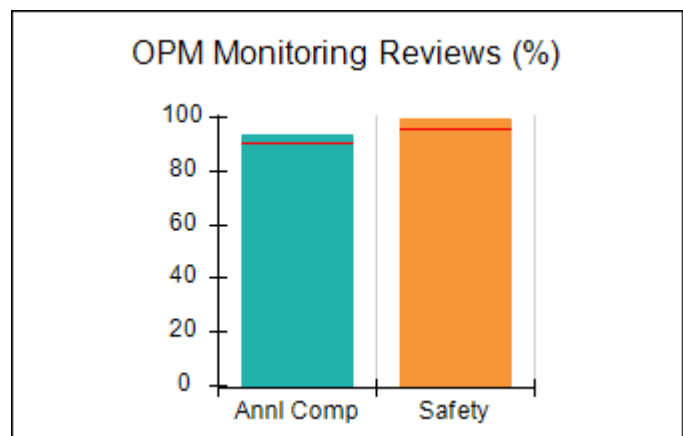
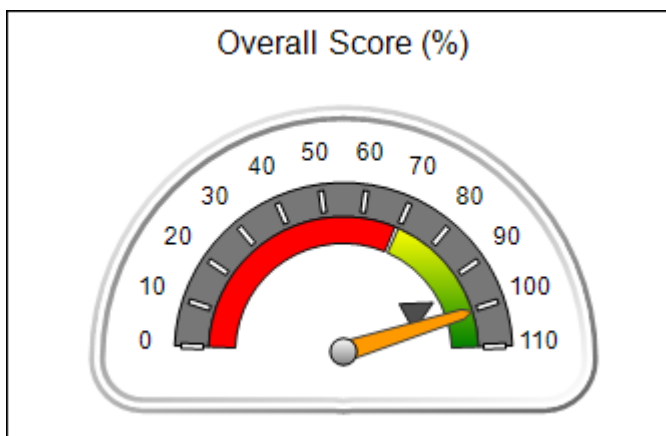
**Provider/Program Name: Open Door Home - Girls Annex Long Term Program (939) - CCI**

<b>5 Leon St., Rome, GA 30165</b>  <b>Phone: 706 232-6662</b>  <b>Vendor ID# 35531</b>	Quarterly Scores (Grades)		Current Quarter Score (Grade)
	Q1: 99.07 (A+)	Q2: 100.39 (A+)	<b>100.39%</b> <b>(A+)</b>
	Q3: 102.41 (A+)	Q4: 95.39 (A)	
Program Census Information:	# Children in Care During Quarter: 27	# Placements During Quarter: 28	# Children in Care On Last Day: 20

**Quarterly Provider Comparisons to All CCIs**

■■■■■■■■ indicates MalTx Threshold

▼ ————— indicates average for all CCIs





**DHS, DFCS, Office of Provider Management**  
**Performance-Based Placement Measures**  
**RBWO Provider GA+SCORECARD - CCI**  
**Report Quarter: Q2 FY2016**



**Provider/Program Name: Open Door Home - Girls Annex Long Term Program (939) - CCI**

<b>5 Leon St., Rome, GA 30165</b>  <b>Phone: 706 232-6662</b>  <b>Vendor ID# 35531</b>	<b>Quarterly Scores (Grades)</b>		<b>Current Quarter Score (Grade)</b>
	<b>Q1: 99.07 (A+)</b>	<b>Q2: 100.39 (A+)</b>	<b>100.39%</b>
	<b>Q3: 102.41 (A+)</b>	<b>Q4: 95.39 (A)</b>	<b>(A+)</b>

Program Census Information:	# Children in Care During Quarter: 27	# Placements During Quarter: 28	# Children in Care On Last Day: 20
-----------------------------	---------------------------------------	---------------------------------	------------------------------------

	<b>Avg Performance All CCIs (%)</b>	<b>Provider Performance (%)*</b>	<b>Possible Points (Weight)</b>	<b>Provider Points Earned</b>
--	-------------------------------------	----------------------------------	---------------------------------	-------------------------------

**OPM Monitoring Reviews**

Annual Comprehensive Reviews	91%	94%	25	23.42
Safety Reviews	96%	99%	15	14.89
<b>Monitoring Sub-Total</b>			<b>40</b>	<b>38.31</b>

**CCI Safety Outcomes**

Incidence of Maltreatment	0.10%	No Substantiated Reports	10	10.00
Staff Training	70%	67%	4	2.68
<b>Safety Sub-Total</b>			<b>14</b>	<b>12.68</b>

**CCI Permanency Outcomes**

Placement Stability	94%	100%	15	15.00
Sibling Contacts	8%	0%	5	0.00
<b>Permanency Sub-Total</b>			<b>20</b>	<b>15.00</b>

**CCI Well-Being Outcomes**

EPSDT Medical Visits	91%	95%	4	3.80
EPSDT Dental Visits	88%	100%	4	4.00
Academic Supports	83%	100%	4	4.00
Provider ECEM Visits	81%	92%	7	6.44
Provider General Contacts	77%	92%	7	6.44
<b>Well-Being Sub-Total</b>			<b>26</b>	<b>24.68</b>

\*Performance calculation descriptions can be found in the FY 2016 RBWO PBP Measurements and Standards Guide.

<b>Monitoring &amp; Outcomes: Possible Points = 100</b>		<b>Points Earned = 90.67</b>	
<b>Score Before Incentives Credit</b>		<b>90.67%</b>	
<b>Incentives Awarded</b>		<b>9.72 pts</b>	
<b>PBP Verification</b>		<b>N/A pts</b>	
<b>Total Score</b>		<b>100.39%</b>	

**Provider/Program Name: Open Door Home - Girls Annex Long Term Program (939) - CCI**



**DHS, DFCS, Office of Provider Management**  
**Performance-Based Placement Measures**  
**RBWO Provider GA+SCORECARD - CCI**



**Report Quarter: Q2 FY2016**

Program Census Information:		# Children in Care During Quarter: 27	# Placements During Quarter: 28	# Children in Care On Last Day: 20
<b>CCI Incentive Credits</b>	<b>Avg Performance All CCIs (Points)</b>	<b>Provider Performance (%)*</b>	<b>Possible Points (Weight)</b>	<b>Provider Points Earned</b>
Early EPSDT Medical Visits		86%	2	1.72
Early EPSDT Dental Visits		100%	2	2.00
Permanency Contacts		None Planned	5	
Additional Academic Supports		100%	2	2.00
Active Agency Accreditation		0%	4	0.00
Staff Clinical Licensure		0%	5	0.00
Behavior Management (threshold = 0)		100%	4	4.00
<b>Incentives Total</b>	<b>7.95</b>		<b>24</b>	<b>9.72</b>
Maximum total combined incentive credit allowed is 10 points.			<b>Incentives Awarded</b>	<b>9.72</b>
*Performance calculation descriptions can be found in the FY 2016 RBWO PBP Measurements and Standards Guide.				

<b>Child Protective Services Investigations and Dispositions</b>		
The following investigations data, which is not used for scoring but is considered significant to a provider's performance, is from Georgia SHINES and is not considered final or complete until the end of the fiscal year.		
Total Reports:	0	
Number Screened In:	0	
Number Screened Out:	0	
Number Substantiated:	0	
Number Unsubstantiated:	0	
Number Active CPS Investigations:	0	



**DHS, DFCS, Office of Provider Management**  
**Performance-Based Placement Measures**  
**RBWO Provider GA+SCORECARD - CCI**



**Report Quarter: Q2 FY2016**

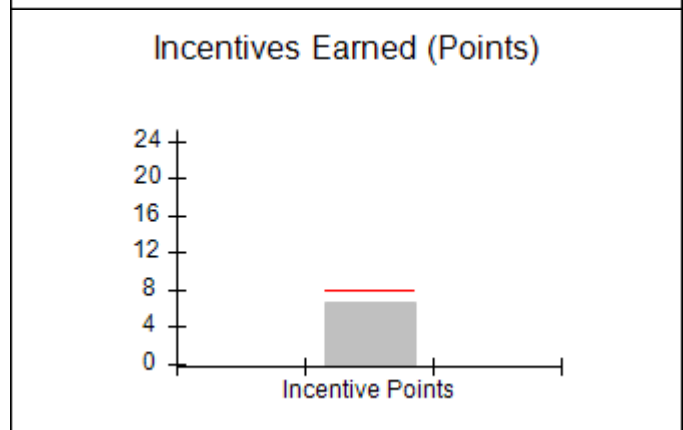
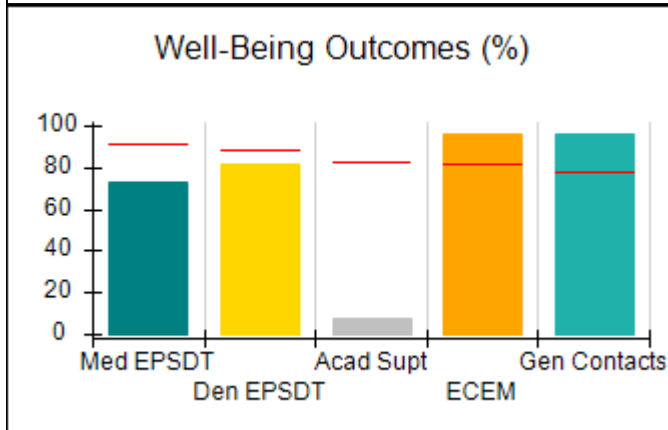
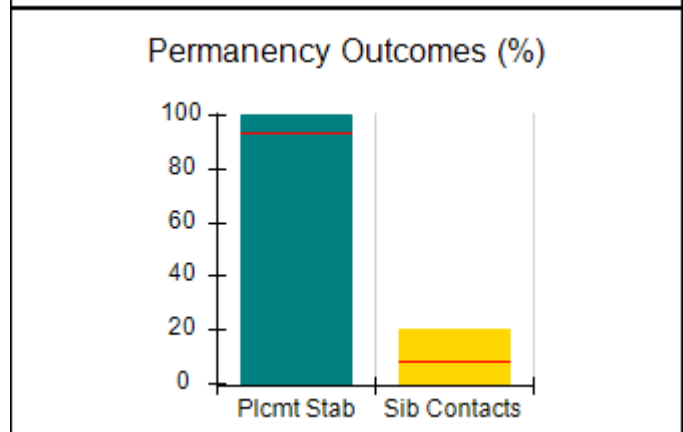
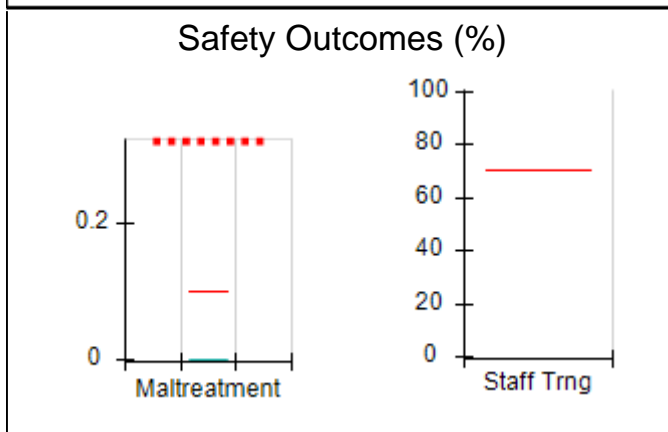
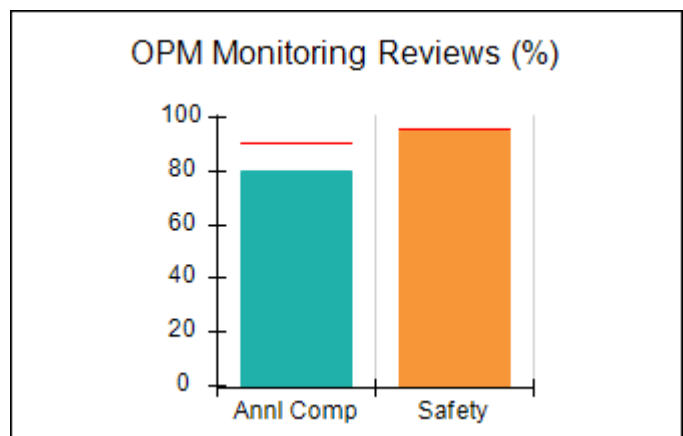
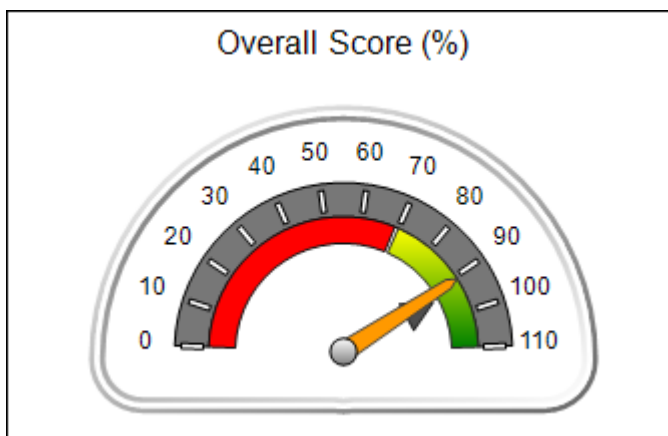
**Provider/Program Name: Our House for Kids - (792) - CCI**

<b>114 Old Moores Mill Rd., Bremen, GA 30110</b>  <b>Phone: 770-537-1940</b>  <b>Vendor ID# 35536</b>	Quarterly Scores (Grades)		Current Quarter Score (Grade)
	Q1: 82.91 (B-)	Q2: 90.80 (A-)	90.80% (A-)
	Q3: 93.32 (A-)	Q4: 90.95 (A-)	
Program Census Information:	# Children in Care During Quarter: 14	# Placements During Quarter: 14	# Children in Care On Last Day: 10

**Quarterly Provider Comparisons to All CCIs**

■■■■■■■■ indicates MalTx Threshold

▼ ————— indicates average for all CCIs







**DHS, DFCS, Office of Provider Management**  
**Performance-Based Placement Measures**  
**RBWO Provider GA+SCORECARD - CCI**  
**Report Quarter: Q2 FY2016**



**Provider/Program Name: Our House for Kids - (792) - CCI**

<b>114 Old Moores Mill Rd., Bremen, GA 30110</b>  <b>Phone: 770-537-1940</b>  <b>Vendor ID# 35536</b>	<b>Quarterly Scores (Grades)</b>		<b>Current Quarter Score (Grade)</b>
	<b>Q1: 82.91 (B-)</b>	<b>Q2: 90.80 (A-)</b>	<b>90.80%</b>
	<b>Q3: 93.32 (A-)</b>	<b>Q4: 90.95 (A-)</b>	<b>(A-)</b>

Program Census Information:	# Children in Care During Quarter: 14	# Placements During Quarter: 14	# Children in Care On Last Day: 10
-----------------------------	---------------------------------------	---------------------------------	------------------------------------

	<b>Avg Performance All CCIs (%)</b>	<b>Provider Performance (%)*</b>	<b>Possible Points (Weight)</b>	<b>Provider Points Earned</b>
--	-------------------------------------	----------------------------------	---------------------------------	-------------------------------

**OPM Monitoring Reviews**

Annual Comprehensive Reviews	91%	80%	25	20.08
Safety Reviews	96%	95%	15	14.24
<b>Monitoring Sub-Total</b>			<b>40</b>	<b>34.32</b>

**CCI Safety Outcomes**

Incidence of Maltreatment	0.10%	No Substantiated Reports	14	14.00
Staff Training	70%	Not Eligible		
<b>Safety Sub-Total</b>			<b>14</b>	<b>14.00</b>

**CCI Permanency Outcomes**

Placement Stability	94%	100%	15	15.00
Sibling Contacts	8%	20%	5	1.00
<b>Permanency Sub-Total</b>			<b>20</b>	<b>16.00</b>

**CCI Well-Being Outcomes**

EPSDT Medical Visits	91%	73%	4	2.92
EPSDT Dental Visits	88%	82%	4	3.28
Academic Supports	83%	8%	4	0.32
Provider ECEM Visits	81%	96%	7	6.72
Provider General Contacts	77%	96%	7	6.72
<b>Well-Being Sub-Total</b>			<b>26</b>	<b>19.96</b>

\*Performance calculation descriptions can be found in the FY 2016 RBWO PBP Measurements and Standards Guide.

<b>Monitoring &amp; Outcomes: Possible Points = 100</b>		<b>Points Earned = 84.28</b>	
<b>Score Before Incentives Credit</b>		<b>84.28%</b>	
<b>Incentives Awarded</b>		<b>6.52 pts</b>	
<b>PBP Verification</b>		<b>N/A pts</b>	
<b>Total Score</b>		<b>90.80%</b>	

**Provider/Program Name: Our House for Kids - (792) - CCI**



**DHS, DFCS, Office of Provider Management**  
**Performance-Based Placement Measures**  
**RBWO Provider GA+SCORECARD - CCI**



**Report Quarter: Q2 FY2016**

Program Census Information:		# Children in Care During Quarter: 14	# Placements During Quarter: 14	# Children in Care On Last Day: 10
CCI Incentive Credits	Avg Performance All CCIs (Points)	Provider Performance (%)*	Possible Points (Weight)	Provider Points Earned
Early EPSDT Medical Visits		63%	2	1.26
Early EPSDT Dental Visits		63%	2	1.26
Permanency Contacts		0%	5	0.00
Additional Academic Supports		0%	2	0.00
Active Agency Accreditation		0%	4	0.00
Staff Clinical Licensure		0%	5	0.00
Behavior Management (threshold = 0)		100%	4	4.00
<b>Incentives Total</b>	<b>7.95</b>		<b>24</b>	<b>6.52</b>
Maximum total combined incentive credit allowed is 10 points.			<b>Incentives Awarded</b>	<b>6.52</b>

\*Performance calculation descriptions can be found in the FY 2016 RBWO PBP Measurements and Standards Guide.

Child Protective Services Investigations and Dispositions		
The following investigations data, which is not used for scoring but is considered significant to a provider's performance, is from Georgia SHINES and is not considered final or complete until the end of the fiscal year.		
Total Reports:	0	
Number Screened In:	0	
Number Screened Out:	0	
Number Substantiated:	0	
Number Unsubstantiated:	0	
Number Active CPS Investigations:	0	



DHS, DFCS, Office of Provider Management  
**Performance-Based Placement Measures**  
**RBWO Provider GA+SCORECARD - CCI**



Report Quarter: Q2 FY2016

**Provider/Program Name: Park Place Outreach (formerly Marshland Foundation) - (732) - CCI**

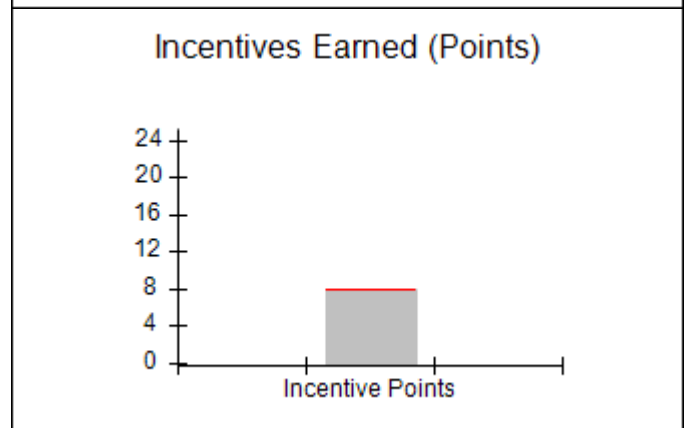
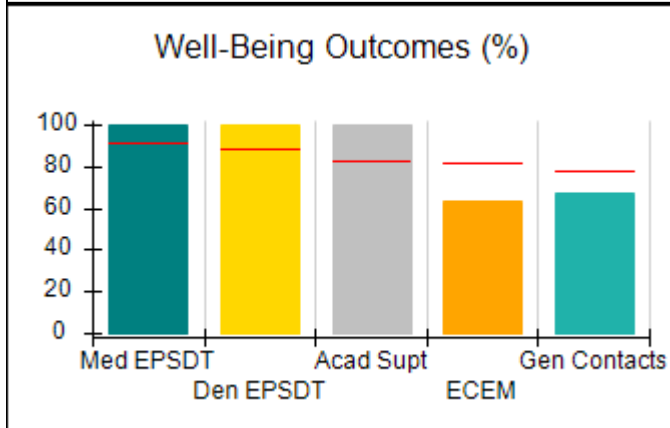
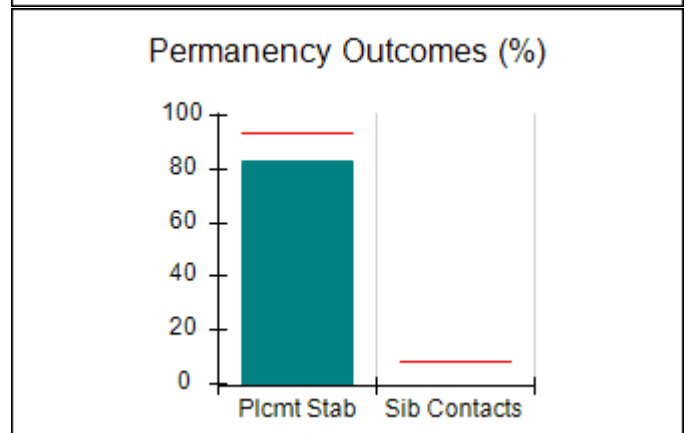
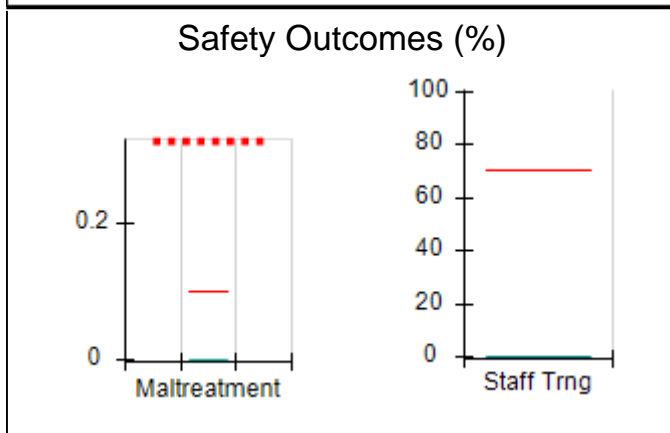
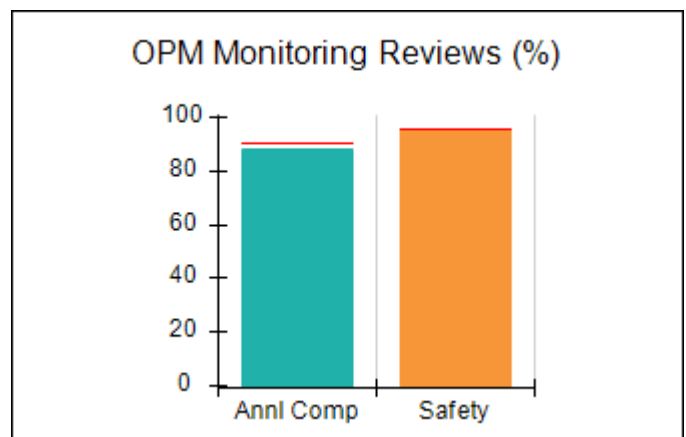
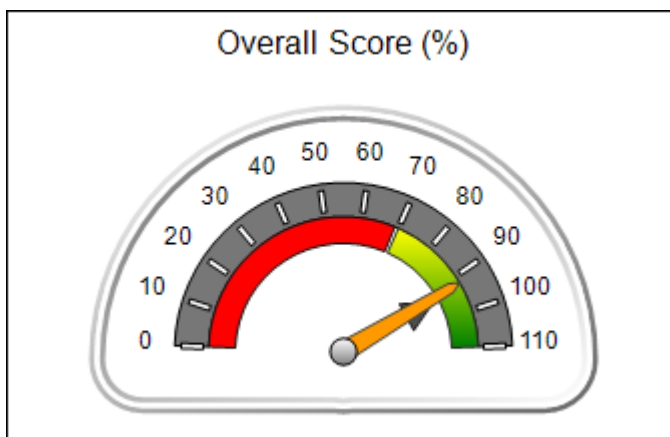
<b>514 East Henry Street, Savannah, GA 31401</b>  <b>Phone: 912-234-4048</b>  <b>Vendor ID# 35537</b>	Quarterly Scores (Grades)		Current Quarter Score (Grade)
	Q1: 97.81 (A+)	Q2: 92.11 (A-)	<b>92.11%</b> <b>(A-)</b>
	Q3: 92.17 (A-)	Q4: 90.65 (A-)	

Program Census Information:	# Children in Care During Quarter: 6	# Placements During Quarter: 6	# Children in Care On Last Day: 2
-----------------------------	--------------------------------------	--------------------------------	-----------------------------------

**Quarterly Provider Comparisons to All CCIs**

■■■■■■■■ indicates MalTx Threshold

▼ ————— indicates average for all CCIs





**DHS, DFCS, Office of Provider Management**  
**Performance-Based Placement Measures**  
**RBWO Provider GA+SCORECARD - CCI**



**Report Quarter: Q2 FY2016**

**Provider/Program Name: Park Place Outreach (formerly Marshland Foundation) - (732) - CCI**

<b>514 East Henry Street, Savannah, GA 31401</b>  <b>Phone: 912-234-4048</b>  <b>Vendor ID# 35537</b>	<b>Quarterly Scores (Grades)</b>		<b>Current Quarter Score (Grade)</b>
	<b>Q1: 97.81 (A+)</b>	<b>Q2: 92.11 (A-)</b>	<b>92.11%</b>
	<b>Q3: 92.17 (A-)</b>	<b>Q4: 90.65 (A-)</b>	<b>(A-)</b>

<b>Program Census Information:</b>	<b># Children in Care During Quarter: 6</b>	<b># Placements During Quarter: 6</b>	<b># Children in Care On Last Day: 2</b>
------------------------------------	---	---------------------------------------	--

	<b>Avg Performance All CCIs (%)</b>	<b>Provider Performance (%)*</b>	<b>Possible Points (Weight)</b>	<b>Provider Points Earned</b>
--	-------------------------------------	----------------------------------	---------------------------------	-------------------------------

**OPM Monitoring Reviews**

Annual Comprehensive Reviews	91%	88%	25	22.08
Safety Reviews	96%	96%	15	14.33
<b>Monitoring Sub-Total</b>			<b>40</b>	<b>36.41</b>

**CCI Safety Outcomes**

Incidence of Maltreatment	0.10%	No Substantiated Reports	10	10.00
Staff Training	70%	0%	4	0.00
<b>Safety Sub-Total</b>			<b>14</b>	<b>10.00</b>

**CCI Permanency Outcomes**

Placement Stability	94%	83%	20	16.60
Sibling Contacts	8%	None Planned		
<b>Permanency Sub-Total</b>			<b>20</b>	<b>16.60</b>

**CCI Well-Being Outcomes**

EPSDT Medical Visits	91%	100%	4	4.00
EPSDT Dental Visits	88%	100%	4	4.00
Academic Supports	83%	100%	4	4.00
Provider ECEM Visits	81%	63%	7	4.41
Provider General Contacts	77%	67%	7	4.69
<b>Well-Being Sub-Total</b>			<b>26</b>	<b>21.10</b>

\*Performance calculation descriptions can be found in the FY 2016 RBWO PBP Measurements and Standards Guide.

<b>Monitoring &amp; Outcomes: Possible Points = 100</b>		<b>Points Earned = 84.11</b>	
<b>Score Before Incentives Credit</b>		<b>84.11%</b>	
<b>Incentives Awarded</b>		<b>8.00 pts</b>	
<b>PBP Verification</b>		<b>N/A pts</b>	
<b>Total Score</b>		<b>92.11%</b>	

**Provider/Program Name: Park Place Outreach (formerly Marshland Foundation) - (732) - CCI**



**DHS, DFCS, Office of Provider Management**  
**Performance-Based Placement Measures**  
**RBWO Provider GA+SCORECARD - CCI**



**Report Quarter: Q2 FY2016**

Program Census Information:		# Children in Care During Quarter: 6	# Placements During Quarter: 6	# Children in Care On Last Day: 2
<b>CCI Incentive Credits</b>	<b>Avg Performance All CCIs (Points)</b>	<b>Provider Performance (%)*</b>	<b>Possible Points (Weight)</b>	<b>Provider Points Earned</b>
Early EPSDT Medical Visits		100%	2	2.00
Early EPSDT Dental Visits		100%	2	2.00
Permanency Contacts		None Planned	5	
Additional Academic Supports		0%	2	0.00
Active Agency Accreditation		0%	4	0.00
Staff Clinical Licensure		0%	5	0.00
Behavior Management (threshold = 0)		100%	4	4.00
<b>Incentives Total</b>	<b>7.95</b>		<b>24</b>	<b>8.00</b>
Maximum total combined incentive credit allowed is 10 points.			<b>Incentives Awarded</b>	<b>8.00</b>

\*Performance calculation descriptions can be found in the FY 2016 RBWO PBP Measurements and Standards Guide.

<b>Child Protective Services Investigations and Dispositions</b>		
The following investigations data, which is not used for scoring but is considered significant to a provider's performance, is from Georgia SHINES and is not considered final or complete until the end of the fiscal year.		
Total Reports:	0	
Number Screened In:	0	
Number Screened Out:	0	
Number Substantiated:	0	
Number Unsubstantiated:	0	
Number Active CPS Investigations:	0	



DHS, DFCS, Office of Provider Management  
**Performance-Based Placement Measures**  
**RBWO Provider GA+SCORECARD - CCI**



Report Quarter: Q2 FY2016

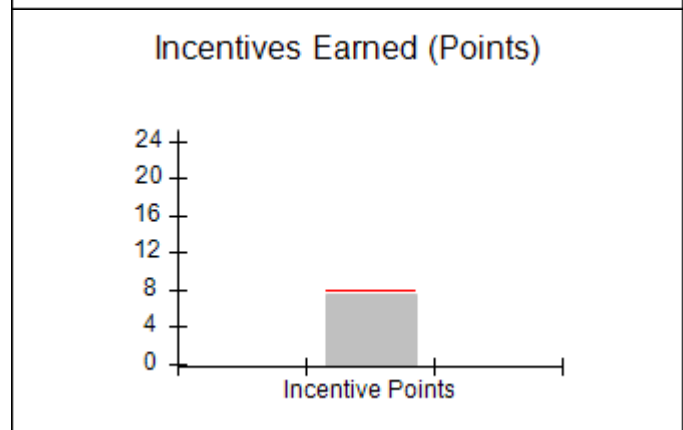
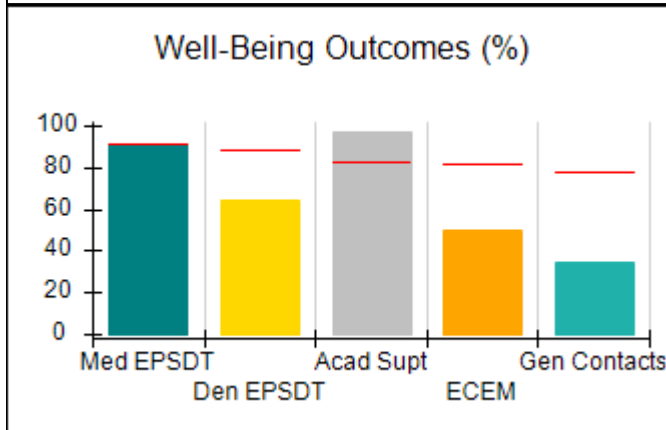
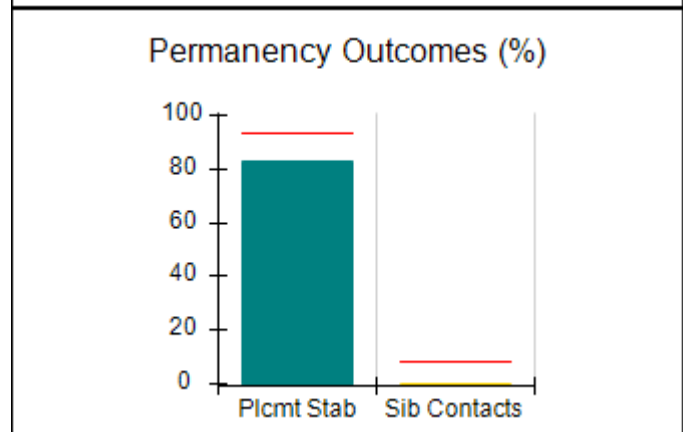
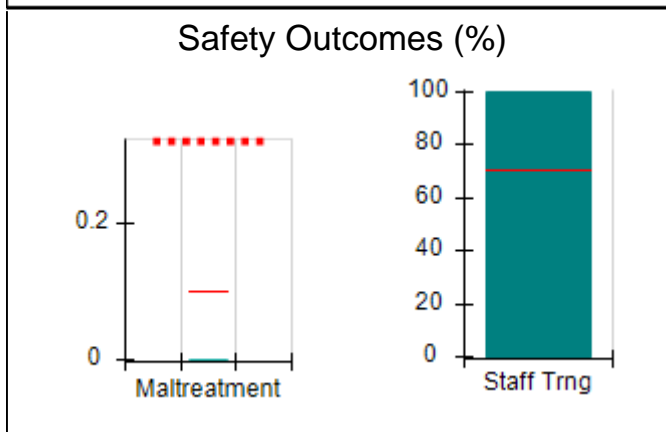
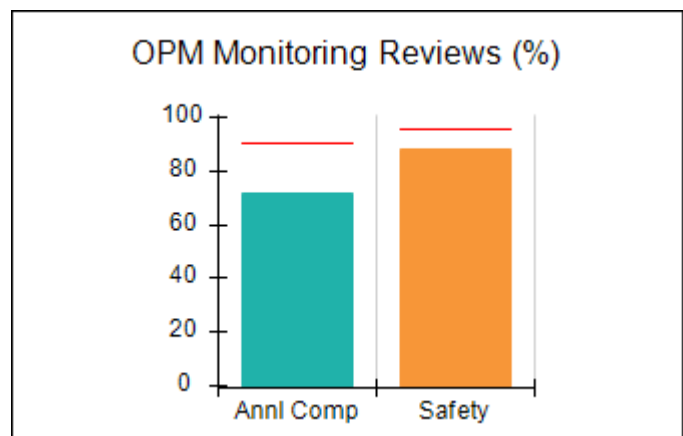
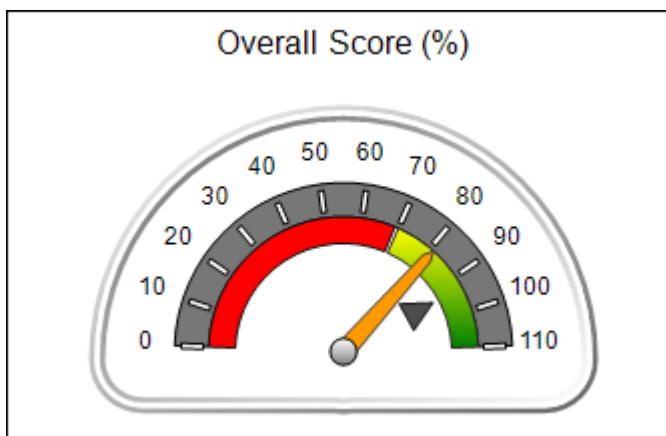
**Provider/Program Name: Positive Growth - Ponce De Leon Ave. (795) - CCI**

<b>4036 Ponce De Leon Ave., Clarkston, GA 30021</b>  <b>Phone: 404-292-6420</b>  <b>Vendor ID# 35546</b>	Quarterly Scores (Grades)		Current Quarter Score (Grade)
	Q1: 89.71 (B+)	Q2: 81.12 (B-)	<b>81.12%</b> <b>(B-)</b>
	Q3: 78.05 (C+)	Q4: 92.64 (A-)	
Program Census Information:	# Children in Care During Quarter: 18	# Placements During Quarter: 20	# Children in Care On Last Day: 9

**Quarterly Provider Comparisons to All CCIs**

■■■■■■■■ indicates MalTx Threshold

▼ — indicates average for all CCIs





**DHS, DFCS, Office of Provider Management**  
**Performance-Based Placement Measures**  
**RBWO Provider GA+SCORECARD - CCI**  
**Report Quarter: Q2 FY2016**



**Provider/Program Name: Positive Growth - Ponce De Leon Ave. (795) - CCI**

<b>4036 Ponce De Leon Ave., Clarkston, GA 30021</b>  <b>Phone: 404-292-6420</b>  <b>Vendor ID# 35546</b>	<b>Quarterly Scores (Grades)</b>		<b>Current Quarter Score (Grade)</b>
	<b>Q1: 89.71 (B+)</b>	<b>Q2: 81.12 (B-)</b>	<b>81.12%</b>
	<b>Q3: 78.05 (C+)</b>	<b>Q4: 92.64 (A-)</b>	<b>(B-)</b>

Program Census Information:	# Children in Care During Quarter: 18	# Placements During Quarter: 20	# Children in Care On Last Day: 9
-----------------------------	---------------------------------------	---------------------------------	-----------------------------------

	<b>Avg Performance All CCIs (%)</b>	<b>Provider Performance (%)*</b>	<b>Possible Points (Weight)</b>	<b>Provider Points Earned</b>
--	-------------------------------------	----------------------------------	---------------------------------	-------------------------------

**OPM Monitoring Reviews**

Annual Comprehensive Reviews	91%	72%	25	17.98
Safety Reviews	96%	88%	15	13.25
<b>Monitoring Sub-Total</b>			<b>40</b>	<b>31.22</b>

**CCI Safety Outcomes**

Incidence of Maltreatment	0.10%	No Substantiated Reports	10	10.00
Staff Training	70%	100%	4	4.00
<b>Safety Sub-Total</b>			<b>14</b>	<b>14.00</b>

**CCI Permanency Outcomes**

Placement Stability	94%	83%	15	12.45
Sibling Contacts	8%	0%	5	0.00
<b>Permanency Sub-Total</b>			<b>20</b>	<b>12.45</b>

**CCI Well-Being Outcomes**

EPSDT Medical Visits	91%	91%	4	3.64
EPSDT Dental Visits	88%	64%	4	2.56
Academic Supports	83%	97%	4	3.88
Provider ECEM Visits	81%	50%	7	3.50
Provider General Contacts	77%	35%	7	2.45
<b>Well-Being Sub-Total</b>			<b>26</b>	<b>16.03</b>

\*Performance calculation descriptions can be found in the FY 2016 RBWO PBP Measurements and Standards Guide.

<b>Monitoring &amp; Outcomes: Possible Points = 100</b>		<b>Points Earned = 73.70</b>	
<b>Score Before Incentives Credit</b>		<b>73.70%</b>	
<b>Incentives Awarded</b>		<b>7.42 pts</b>	
<b>PBP Verification</b>		<b>N/A pts</b>	
<b>Total Score</b>		<b>81.12%</b>	

**Provider/Program Name: Positive Growth - Ponce De Leon Ave. (795) - CCI**



**DHS, DFCS, Office of Provider Management**  
**Performance-Based Placement Measures**  
**RBWO Provider GA+SCORECARD - CCI**



**Report Quarter: Q2 FY2016**

Program Census Information:		# Children in Care During Quarter: 18	# Placements During Quarter: 20	# Children in Care On Last Day: 9
CCI Incentive Credits	Avg Performance All CCIs (Points)	Provider Performance (%)*	Possible Points (Weight)	Provider Points Earned
Early EPSDT Medical Visits		0%	2	0.00
Early EPSDT Dental Visits		0%	2	0.00
Permanency Contacts		0%	5	0.00
Additional Academic Supports		71%	2	1.42
Active Agency Accreditation		50%	4	2.00
Staff Clinical Licensure		0%	5	0.00
Behavior Management (threshold = 0)		100%	4	4.00
<b>Incentives Total</b>	<b>7.95</b>		<b>24</b>	<b>7.42</b>
Maximum total combined incentive credit allowed is 10 points.			<b>Incentives Awarded</b>	<b>7.42</b>

\*Performance calculation descriptions can be found in the FY 2016 RBWO PBP Measurements and Standards Guide.

Child Protective Services Investigations and Dispositions		
The following investigations data, which is not used for scoring but is considered significant to a provider's performance, is from Georgia SHINES and is not considered final or complete until the end of the fiscal year.		
Total Reports:	2	
Number Screened In:	0	
Number Screened Out:	2	
Number Substantiated:	0	
Number Unsubstantiated:	2	
Number Active CPS Investigations:	-2	





**DHS, DFCS, Office of Provider Management**  
**Performance-Based Placement Measures**  
**RBWO Provider GA+SCORECARD - CCI**



**Report Quarter: Q2 FY2016**

**Provider/Program Name: Positive Growth - Ponce de Leon Ave. II - TLP (955) - CCI**

**4050 East Ponce de Leon Avenue, Clarkston, GA 30021**

**Phone: 404 292-6420**

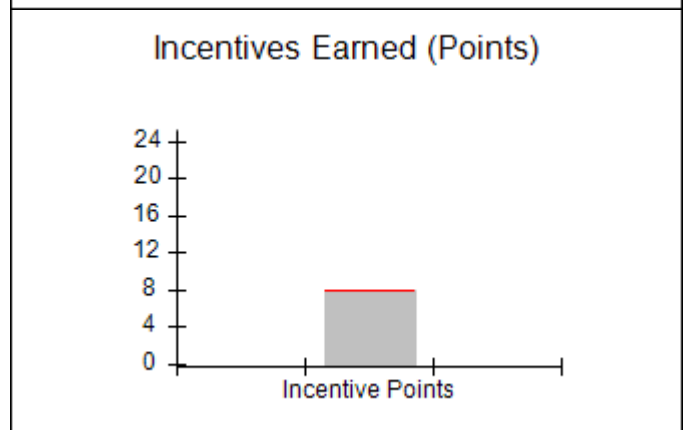
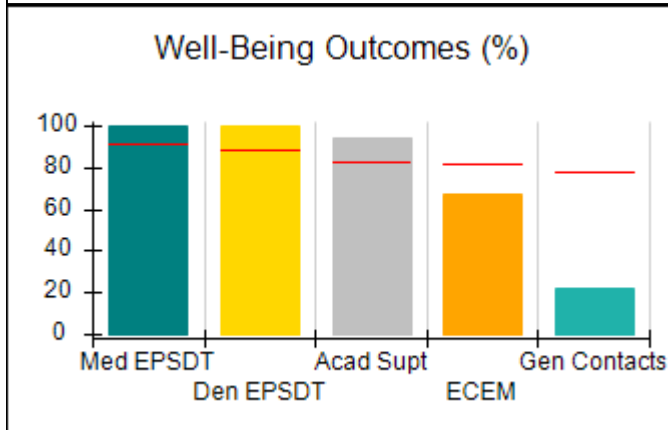
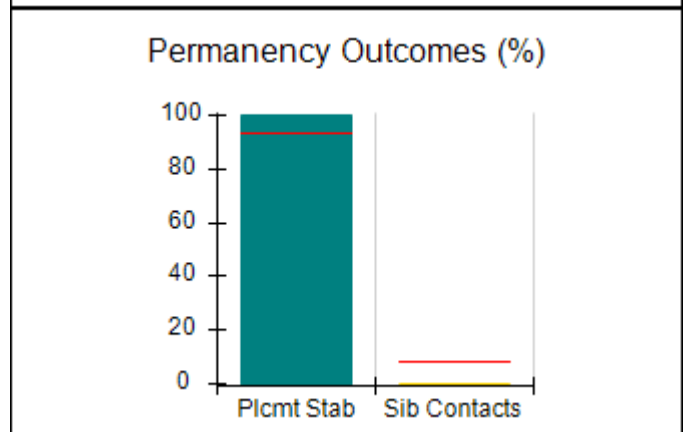
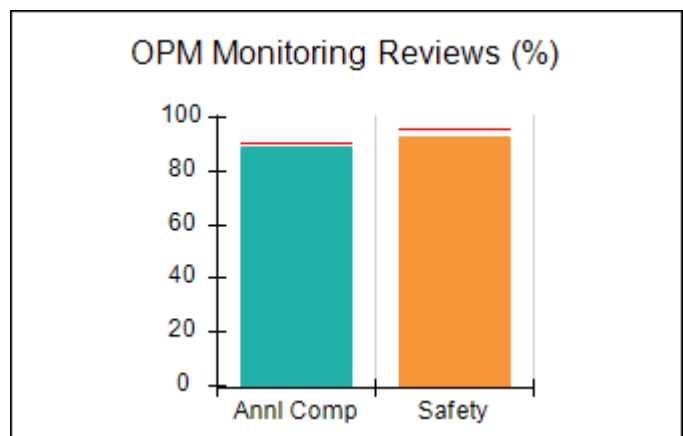
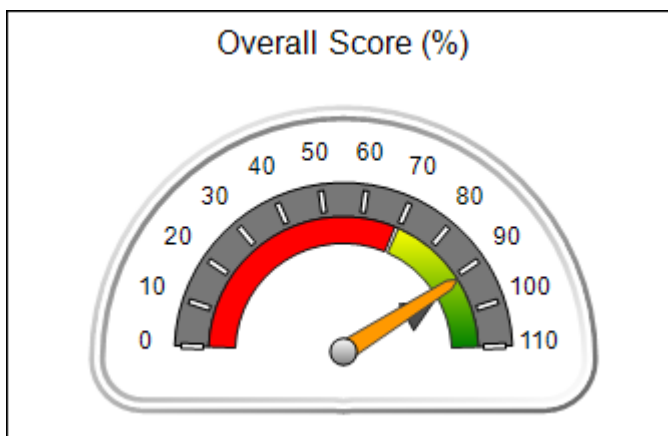
**Vendor ID# 71783**

Quarterly Scores (Grades)		Current Quarter Score (Grade)
Q1: 86.34 (B)	Q2: 91.11 (A-)	91.11% (A-)
Q3: 92.67 (A-)	Q4: 92.10 (A-)	
Program Census Information:		# Children in Care During Quarter: 6
		# Placements During Quarter: 6
		# Children in Care On Last Day: 6

**Quarterly Provider Comparisons to All CCIs**

■■■■■■■■ indicates MalTx Threshold

▼ ————— indicates average for all CCIs





**DHS, DFCS, Office of Provider Management**  
**Performance-Based Placement Measures**  
**RBWO Provider GA+SCORECARD - CCI**



**Report Quarter: Q2 FY2016**

Provider/Program Name: Positive Growth - Ponce de Leon Ave. II - TLP (955) - CCI				
4050 East Ponce de Leon Avenue, Clarkston, GA 30021		Quarterly Scores (Grades)		Current Quarter Score (Grade)
Phone: 404 292-6420		Q1: 86.34 (B)	Q2: 91.11 (A-)	91.11%
Vendor ID# 71783		Q3: 92.67 (A-)	Q4: 92.10 (A-)	(A-)
Program Census Information:		# Children in Care During Quarter: 6	# Placements During Quarter: 6	# Children in Care On Last Day: 6
	Avg Performance All CCIs (%)	Provider Performance (%)*	Possible Points (Weight)	Provider Points Earned
<b>OPM Monitoring Reviews</b>				
Annual Comprehensive Reviews	91%	89%	25	22.33
Safety Reviews	96%	93%	15	13.91
<b>Monitoring Sub-Total</b>			<b>40</b>	<b>36.24</b>
<b>CCI Safety Outcomes</b>				
Incidence of Maltreatment	0.10%	No Substantiated Reports	10	10.00
Staff Training	70%	100%	4	4.00
<b>Safety Sub-Total</b>			<b>14</b>	<b>14.00</b>
<b>CCI Permanency Outcomes</b>				
Placement Stability	94%	100%	15	15.00
Sibling Contacts	8%	0%	5	0.00
<b>Permanency Sub-Total</b>			<b>20</b>	<b>15.00</b>
<b>CCI Well-Being Outcomes</b>				
EPSDT Medical Visits	91%	100%	4	4.00
EPSDT Dental Visits	88%	100%	4	4.00
Academic Supports	83%	94%	4	3.76
Provider ECEM Visits	81%	67%	7	4.69
Provider General Contacts	77%	22%	7	1.54
<b>Well-Being Sub-Total</b>			<b>26</b>	<b>17.99</b>
*Performance calculation descriptions can be found in the FY 2016 RBWO PBP Measurements and Standards Guide.				

<b>Monitoring &amp; Outcomes: Possible Points = 100</b>	<b>Points Earned = 83.23</b>
<b>Score Before Incentives Credit</b>	<b>83.23%</b>
<b>Incentives Awarded</b>	<b>7.88 pts</b>
<b>PBP Verification</b>	<b>N/A pts</b>
<b>Total Score</b>	<b>91.11%</b>

<b>Provider/Program Name: Positive Growth - Ponce de Leon Ave. II - TLP (955) - CCI</b>
---



**DHS, DFCS, Office of Provider Management**  
**Performance-Based Placement Measures**  
**RBWO Provider GA+SCORECARD - CCI**



**Report Quarter: Q2 FY2016**

Program Census Information:		# Children in Care During Quarter: 6	# Placements During Quarter: 6	# Children in Care On Last Day: 6
CCI Incentive Credits	Avg Performance All CCIs (Points)	Provider Performance (%)*	Possible Points (Weight)	Provider Points Earned
Early EPSDT Medical Visits		Not Eligible	2	
Early EPSDT Dental Visits		67%	2	1.34
Permanency Contacts		0%	5	0.00
Additional Academic Supports		27%	2	0.54
Active Agency Accreditation		50%	4	2.00
Staff Clinical Licensure		0%	5	0.00
Behavior Management (threshold = 0)		100%	4	4.00
<b>Incentives Total</b>	<b>7.95</b>		<b>24</b>	<b>7.88</b>
Maximum total combined incentive credit allowed is 10 points.			<b>Incentives Awarded</b>	<b>7.88</b>
*Performance calculation descriptions can be found in the FY 2016 RBWO PBP Measurements and Standards Guide.				

Child Protective Services Investigations and Dispositions		
The following investigations data, which is not used for scoring but is considered significant to a provider's performance, is from Georgia SHINES and is not considered final or complete until the end of the fiscal year.		
Total Reports:	0	
Number Screened In:	0	
Number Screened Out:	0	
Number Substantiated:	0	
Number Unsubstantiated:	0	
Number Active CPS Investigations:	0	



**DHS, DFCS, Office of Provider Management**  
**Performance-Based Placement Measures**  
**RBWO Provider GA+SCORECARD - CCI**



**Report Quarter: Q2 FY2016**

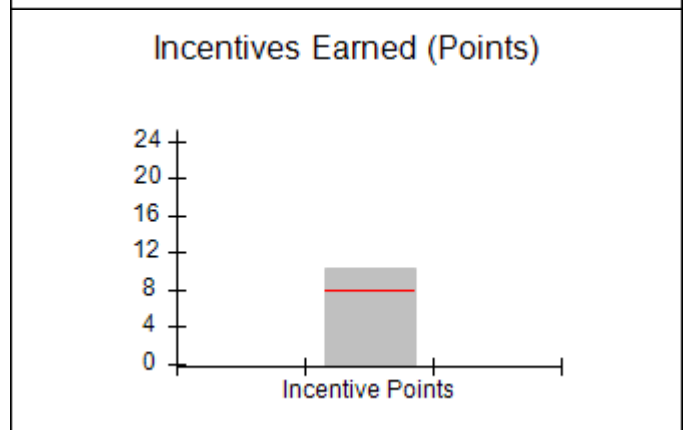
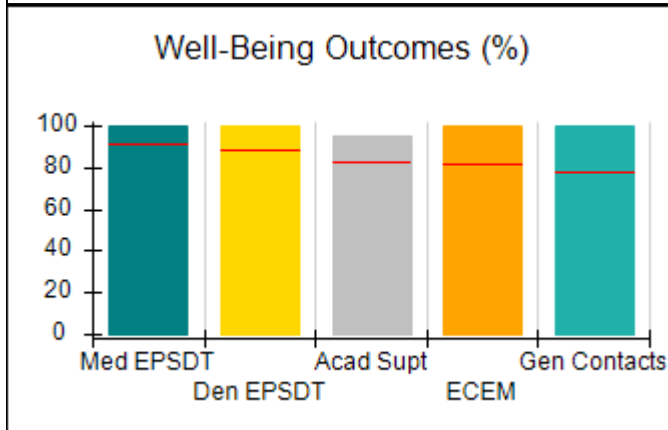
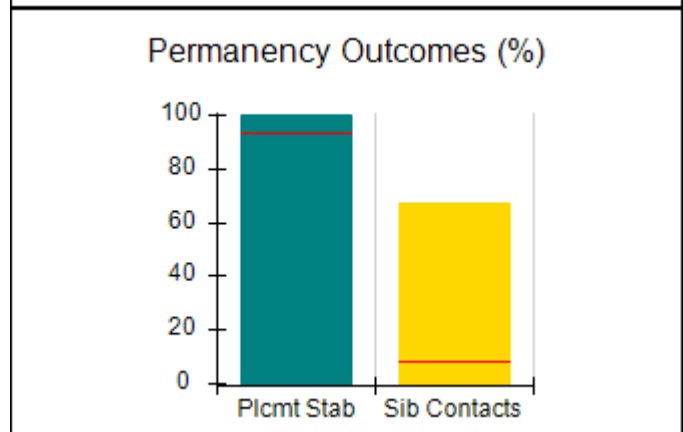
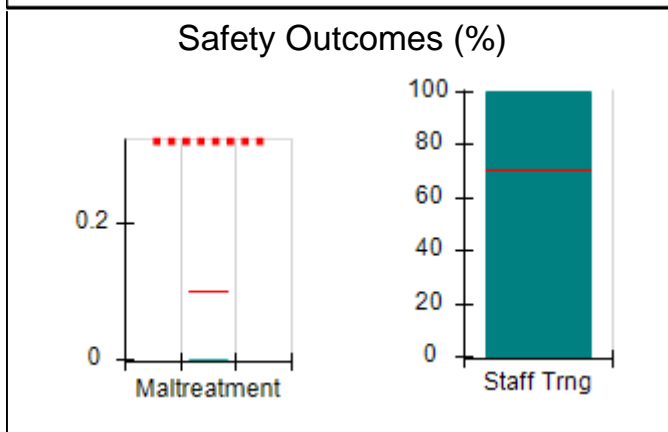
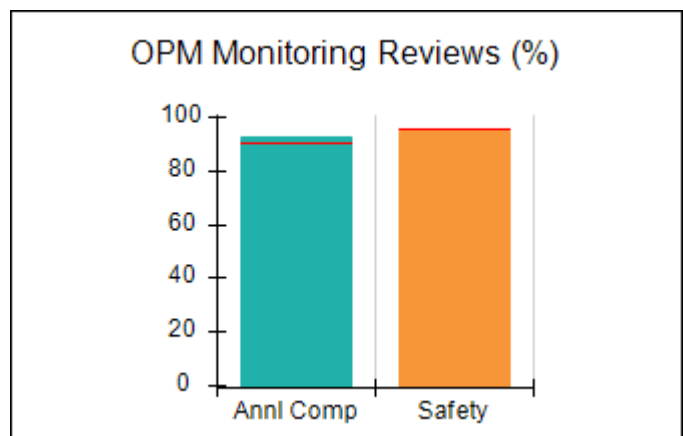
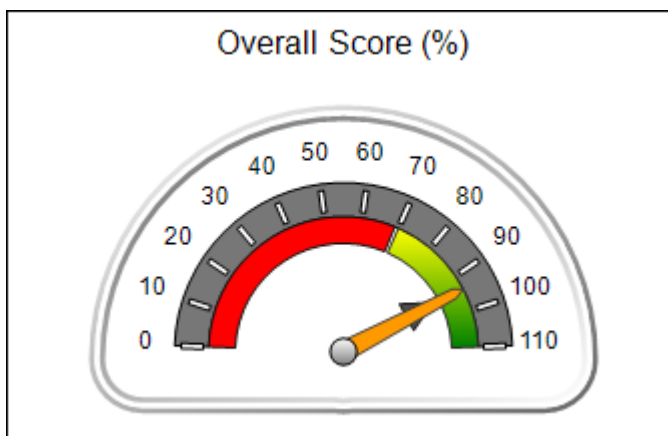
**Provider/Program Name: Rainbow Children's Home - (809) - CCI**

<b>247 E. Main St., Dahlonega, GA 30533</b>  <b>Phone: 706-864-5110</b>  <b>Vendor ID# 35566</b>	<b>Quarterly Scores (Grades)</b>		<b>Current Quarter Score (Grade)</b>
	<b>Q1: 96.09 (A)</b>	<b>Q2: 94.01 (A)</b>	<b>94.01%</b>
	<b>Q3: 92.35 (A-)</b>	<b>Q4: 83.84 (B-)</b>	<b>(A)</b>
<b>Program Census Information:</b>	<b># Children in Care During Quarter: 12</b>	<b># Placements During Quarter: 12</b>	<b># Children in Care On Last Day: 7</b>

**Quarterly Provider Comparisons to All CCIs**

■■■■■■■■ indicates MalTx Threshold

▼ ————— indicates average for all CCIs





**DHS, DFCS, Office of Provider Management**  
**Performance-Based Placement Measures**  
**RBWO Provider GA+SCORECARD - CCI**  
**Report Quarter: Q2 FY2016**



**Provider/Program Name: Rainbow Children's Home - (809) - CCI**

<b>247 E. Main St., Dahlonega, GA 30533</b>  <b>Phone: 706-864-5110</b>  <b>Vendor ID# 35566</b>	<b>Quarterly Scores (Grades)</b>		<b>Current Quarter Score (Grade)</b>
	<b>Q1: 96.09 (A)</b>	<b>Q2: 94.01 (A)</b>	<b>94.01%</b>
	<b>Q3: 92.35 (A-)</b>	<b>Q4: 83.84 (B-)</b>	<b>(A)</b>

Program Census Information:	# Children in Care During Quarter: 12	# Placements During Quarter: 12	# Children in Care On Last Day: 7
-----------------------------	---------------------------------------	---------------------------------	-----------------------------------

	<b>Avg Performance All CCIs (%)</b>	<b>Provider Performance (%)*</b>	<b>Possible Points (Weight)</b>	<b>Provider Points Earned</b>
--	-------------------------------------	----------------------------------	---------------------------------	-------------------------------

**OPM Monitoring Reviews**

Annual Comprehensive Reviews	91%	93%	25	23.17
Safety Reviews	96%	95%	15	14.30
<b>Monitoring Sub-Total</b>			<b>40</b>	<b>37.46</b>

**CCI Safety Outcomes**

Incidence of Maltreatment	0.10%	No Substantiated Reports	10	10.00
Staff Training	70%	100%	4	4.00
<b>Safety Sub-Total</b>			<b>14</b>	<b>14.00</b>

**CCI Permanency Outcomes**

Placement Stability	94%	100%	15	15.00
Sibling Contacts	8%	67%	5	3.35
<b>Permanency Sub-Total</b>			<b>20</b>	<b>18.35</b>

**CCI Well-Being Outcomes**

EPSDT Medical Visits	91%	100%	4	4.00
EPSDT Dental Visits	88%	100%	4	4.00
Academic Supports	83%	95%	4	3.80
Provider ECEM Visits	81%	100%	7	7.00
Provider General Contacts	77%	100%	7	7.00
<b>Well-Being Sub-Total</b>			<b>26</b>	<b>25.80</b>

\*Performance calculation descriptions can be found in the FY 2016 RBWO PBP Measurements and Standards Guide.

<b>Monitoring &amp; Outcomes: Possible Points = 100</b>		<b>Points Earned = 95.61</b>	
<b>Score Before Incentives Credit</b>		<b>95.61%</b>	
<b>Incentives Awarded</b>		<b>10.00 pts</b>	
<b>PBP Verification</b>		<b>-11.60 pts</b>	
<b>Total Score</b>		<b>94.01%</b>	

**Provider/Program Name: Rainbow Children's Home - (809) - CCI**



**DHS, DFCS, Office of Provider Management**  
**Performance-Based Placement Measures**  
**RBWO Provider GA+SCORECARD - CCI**



**Report Quarter: Q2 FY2016**

Program Census Information:		# Children in Care During Quarter: 12	# Placements During Quarter: 12	# Children in Care On Last Day: 7
CCI Incentive Credits	Avg Performance All CCIs (Points)	Provider Performance (%)*	Possible Points (Weight)	Provider Points Earned
Early EPSDT Medical Visits		100%	2	2.00
Early EPSDT Dental Visits		100%	2	2.00
Permanency Contacts		43%	5	2.15
Additional Academic Supports		5%	2	0.10
Active Agency Accreditation		0%	4	0.00
Staff Clinical Licensure		0%	5	0.00
Behavior Management (threshold = 0)		100%	4	4.00
<b>Incentives Total</b>	<b>7.95</b>		<b>24</b>	<b>10.25</b>
Maximum total combined incentive credit allowed is 10 points.			<b>Incentives Awarded</b>	<b>10.00</b>

\*Performance calculation descriptions can be found in the FY 2016 RBWO PBP Measurements and Standards Guide.

Child Protective Services Investigations and Dispositions		
The following investigations data, which is not used for scoring but is considered significant to a provider's performance, is from Georgia SHINES and is not considered final or complete until the end of the fiscal year.		
Total Reports:	0	
Number Screened In:	0	
Number Screened Out:	0	
Number Substantiated:	0	
Number Unsubstantiated:	0	
Number Active CPS Investigations:	0	



**DHS, DFCS, Office of Provider Management**  
**Performance-Based Placement Measures**  
**RBWO Provider GA+SCORECARD - CCI**  
**Report Quarter: Q2 FY2016**



**Provider/Program Name: Rainbow House Emergency Shelter for Children - (810) - CCI**

**879 Battle Creek Rd., Jonesboro, GA 30236**

**Phone: 770-478-6905**

**Vendor ID# 35567**

**Quarterly Scores (Grades)**

**Q1: 95.57 (A)**

**Q2: 96.90 (A)**

**Q3: 97.58 (A+)**

**Q4: 99.41 (A+)**

**Current Quarter Score (Grade)**

**96.90%**

**(A)**

**Program Census Information:**

**# Children in Care During Quarter: 33**

**# Placements During Quarter: 33**

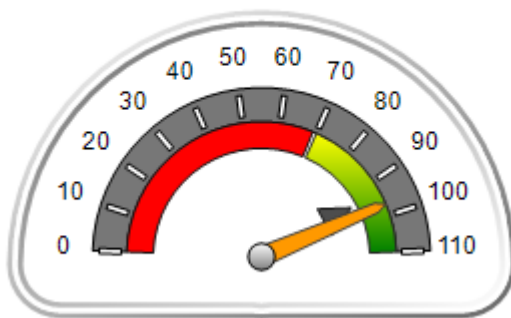
**# Children in Care On Last Day: 18**

**Quarterly Provider Comparisons to All CCIs**

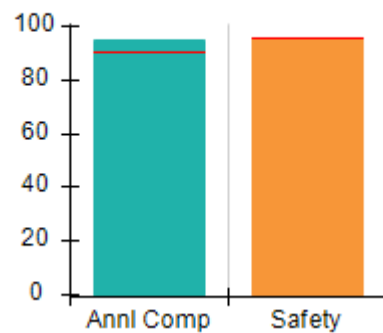
■■■■■■■■ indicates MalTx Threshold

▼ ————— indicates average for all CCIs

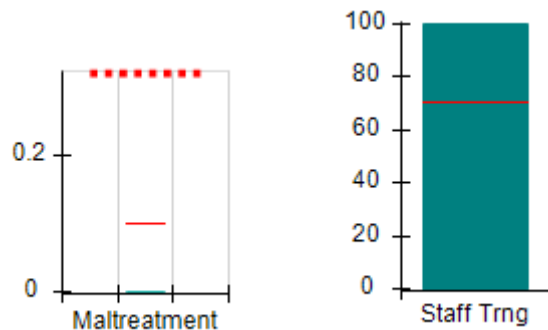
**Overall Score (%)**



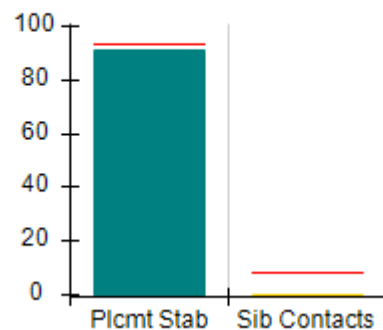
**OPM Monitoring Reviews (%)**



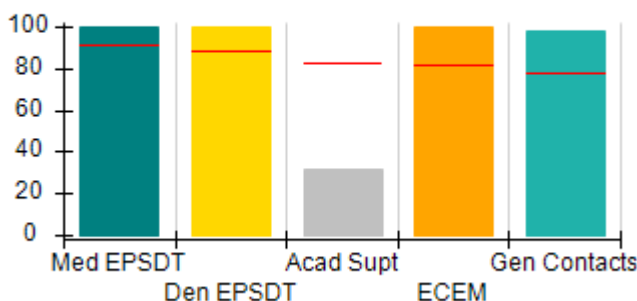
**Safety Outcomes (%)**



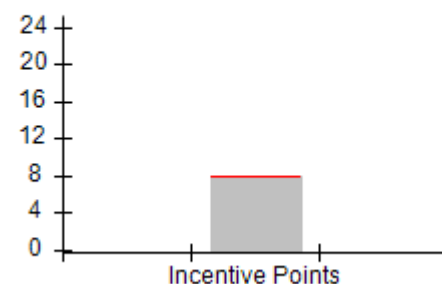
**Permanency Outcomes (%)**



**Well-Being Outcomes (%)**



**Incentives Earned (Points)**





**DHS, DFCS, Office of Provider Management**  
**Performance-Based Placement Measures**  
**RBWO Provider GA+SCORECARD - CCI**  
**Report Quarter: Q2 FY2016**



**Provider/Program Name: Rainbow House Emergency Shelter for Children - (810) - CCI**

<b>879 Battle Creek Rd., Jonesboro, GA 30236</b>  <b>Phone: 770-478-6905</b>  <b>Vendor ID# 35567</b>	<b>Quarterly Scores (Grades)</b>		<b>Current Quarter Score (Grade)</b>
	<b>Q1: 95.57 (A)</b>	<b>Q2: 96.90 (A)</b>	<b>96.90%</b>
	<b>Q3: 97.58 (A+)</b>	<b>Q4: 99.41 (A+)</b>	<b>(A)</b>

Program Census Information:	# Children in Care During Quarter: 33	# Placements During Quarter: 33	# Children in Care On Last Day: 18
-----------------------------	---------------------------------------	---------------------------------	------------------------------------

	<b>Avg Performance All CCIs (%)</b>	<b>Provider Performance (%)*</b>	<b>Possible Points (Weight)</b>	<b>Provider Points Earned</b>
--	-------------------------------------	----------------------------------	---------------------------------	-------------------------------

**OPM Monitoring Reviews**

Annual Comprehensive Reviews	91%	95%	25	23.75
Safety Reviews	96%	96%	15	14.36
<b>Monitoring Sub-Total</b>			<b>40</b>	<b>38.11</b>

**CCI Safety Outcomes**

Incidence of Maltreatment	0.10%	No Substantiated Reports	10	10.00
Staff Training	70%	100%	4	4.00
<b>Safety Sub-Total</b>			<b>14</b>	<b>14.00</b>

**CCI Permanency Outcomes**

Placement Stability	94%	91%	15	13.65
Sibling Contacts	8%	0%	5	0.00
<b>Permanency Sub-Total</b>			<b>20</b>	<b>13.65</b>

**CCI Well-Being Outcomes**

EPSDT Medical Visits	91%	100%	4	4.00
EPSDT Dental Visits	88%	100%	4	4.00
Academic Supports	83%	32%	4	1.28
Provider ECEM Visits	81%	100%	7	7.00
Provider General Contacts	77%	98%	7	6.86
<b>Well-Being Sub-Total</b>			<b>26</b>	<b>23.14</b>

\*Performance calculation descriptions can be found in the FY 2016 RBWO PBP Measurements and Standards Guide.

<b>Monitoring &amp; Outcomes: Possible Points = 100</b>		<b>Points Earned = 88.90</b>	
<b>Score Before Incentives Credit</b>		<b>88.90%</b>	
<b>Incentives Awarded</b>		<b>8.00 pts</b>	
<b>PBP Verification</b>		<b>N/A pts</b>	
<b>Total Score</b>		<b>96.90%</b>	

**Provider/Program Name: Rainbow House Emergency Shelter for Children - (810) - CCI**





**DHS, DFCS, Office of Provider Management**  
**Performance-Based Placement Measures**  
**RBWO Provider GA+SCORECARD - CCI**



**Report Quarter: Q2 FY2016**

Program Census Information:		# Children in Care During Quarter: 33	# Placements During Quarter: 33	# Children in Care On Last Day: 18
CCI Incentive Credits	Avg Performance All CCIs (Points)	Provider Performance (%)*	Possible Points (Weight)	Provider Points Earned
Early EPSDT Medical Visits		100%	2	2.00
Early EPSDT Dental Visits		100%	2	2.00
Permanency Contacts		0%	5	0.00
Additional Academic Supports		0%	2	0.00
Active Agency Accreditation		0%	4	0.00
Staff Clinical Licensure		0%	5	0.00
Behavior Management (threshold = 0)		100%	4	4.00
<b>Incentives Total</b>	<b>7.95</b>		<b>24</b>	<b>8.00</b>
Maximum total combined incentive credit allowed is 10 points.			<b>Incentives Awarded</b>	<b>8.00</b>

\*Performance calculation descriptions can be found in the FY 2016 RBWO PBP Measurements and Standards Guide.

### Child Protective Services Investigations and Dispositions

The following investigations data, which is not used for scoring but is considered significant to a provider's performance, is from Georgia SHINES and is not considered final or complete until the end of the fiscal year.

Total Reports:	2
Number Screened In:	1
Number Screened Out:	1
Number Substantiated:	0
Number Unsubstantiated:	1
Number Active CPS Investigations:	0



**DHS, DFCS, Office of Provider Management**  
**Performance-Based Placement Measures**  
**RBWO Provider GA+SCORECARD - CCI**  
**Report Quarter: Q2 FY2016**



**Provider/Program Name: Raintree Village - Lowndes County (811) - CCI**

**3757 Johnston Rd., Valdosta, GA 31601**

**Phone: 229-559-5944**

**Vendor ID# 35568**

**Quarterly Scores (Grades)**

**Q1: 103.06 (A+)**

**Q2: 104.35 (A+)**

**Q3: 104.01 (A+)**

**Q4: 103.10 (A+)**

**Current Quarter Score (Grade)**

**104.35%**

**(A+)**

Program Census Information:

# Children in Care During Quarter: 16

# Placements During Quarter: 16

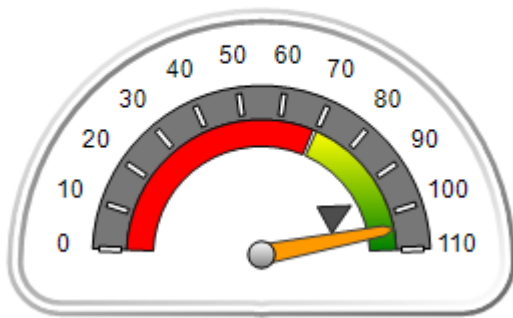
# Children in Care On Last Day: 13

**Quarterly Provider Comparisons to All CCIs**

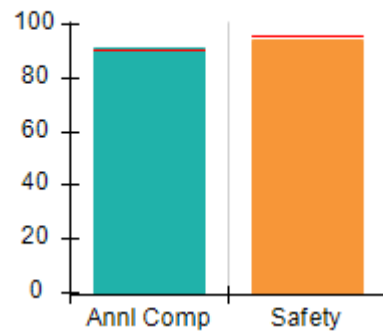
■■■■■■■■ indicates MalTx Threshold

▼ ————— indicates average for all CCIs

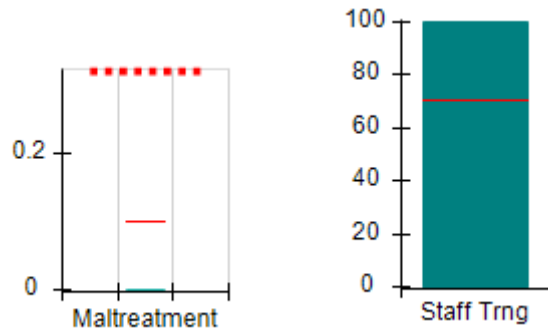
**Overall Score (%)**



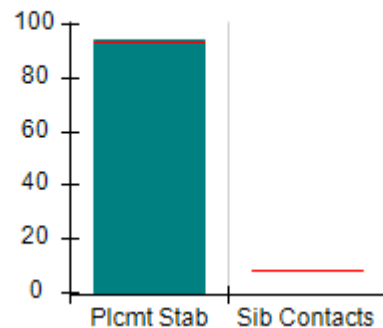
**OPM Monitoring Reviews (%)**



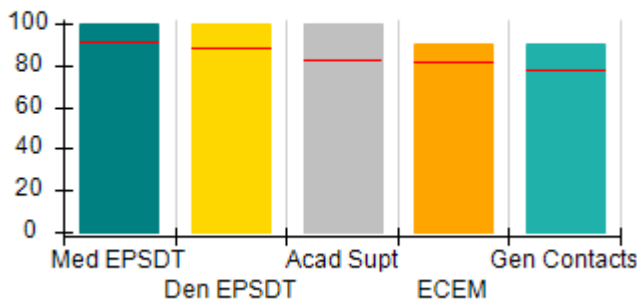
**Safety Outcomes (%)**



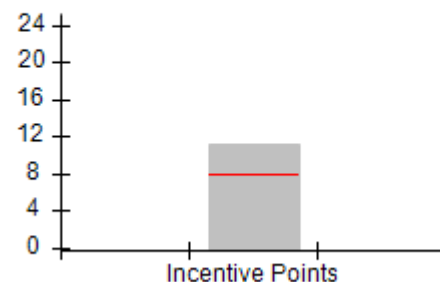
**Permanency Outcomes (%)**



**Well-Being Outcomes (%)**



**Incentives Earned (Points)**





**DHS, DFCS, Office of Provider Management**  
**Performance-Based Placement Measures**  
**RBWO Provider GA+SCORECARD - CCI**  
**Report Quarter: Q2 FY2016**



**Provider/Program Name: Raintree Village - Lowndes County (811) - CCI**

<b>3757 Johnston Rd., Valdosta, GA 31601</b>  <b>Phone: 229-559-5944</b>  <b>Vendor ID# 35568</b>	<b>Quarterly Scores (Grades)</b>		<b>Current Quarter Score (Grade)</b>
	<b>Q1: 103.06 (A+)</b>	<b>Q2: 104.35 (A+)</b>	<b>104.35% (A+)</b>
	<b>Q3: 104.01 (A+)</b>	<b>Q4: 103.10 (A+)</b>	

Program Census Information:	# Children in Care During Quarter: 16	# Placements During Quarter: 16	# Children in Care On Last Day: 13
-----------------------------	---------------------------------------	---------------------------------	------------------------------------

	<b>Avg Performance All CCIs (%)</b>	<b>Provider Performance (%)*</b>	<b>Possible Points (Weight)</b>	<b>Provider Points Earned</b>
--	-------------------------------------	----------------------------------	---------------------------------	-------------------------------

**OPM Monitoring Reviews**

Annual Comprehensive Reviews	91%	91%	25	22.83
Safety Reviews	96%	94%	15	14.12
<b>Monitoring Sub-Total</b>			<b>40</b>	<b>36.95</b>

**CCI Safety Outcomes**

Incidence of Maltreatment	0.10%	No Substantiated Reports	10	10.00
Staff Training	70%	100%	4	4.00
<b>Safety Sub-Total</b>			<b>14</b>	<b>14.00</b>

**CCI Permanency Outcomes**

Placement Stability	94%	94%	20	18.80
Sibling Contacts	8%	None Planned		
<b>Permanency Sub-Total</b>			<b>20</b>	<b>18.80</b>

**CCI Well-Being Outcomes**

EPSDT Medical Visits	91%	100%	4	4.00
EPSDT Dental Visits	88%	100%	4	4.00
Academic Supports	83%	100%	4	4.00
Provider ECEM Visits	81%	90%	7	6.30
Provider General Contacts	77%	90%	7	6.30
<b>Well-Being Sub-Total</b>			<b>26</b>	<b>24.60</b>

\*Performance calculation descriptions can be found in the FY 2016 RBWO PBP Measurements and Standards Guide.

<b>Monitoring &amp; Outcomes: Possible Points = 100</b>		<b>Points Earned = 94.35</b>	
<b>Score Before Incentives Credit</b>			<b>94.35%</b>
<b>Incentives Awarded</b>			<b>10.00 pts</b>
<b>PBP Verification</b>			<b>N/A pts</b>
<b>Total Score</b>			<b>104.35%</b>

**Provider/Program Name: Raintree Village - Lowndes County (811) - CCI**



**DHS, DFCS, Office of Provider Management**  
**Performance-Based Placement Measures**  
**RBWO Provider GA+SCORECARD - CCI**



**Report Quarter: Q2 FY2016**

Program Census Information:		# Children in Care During Quarter: 16	# Placements During Quarter: 16	# Children in Care On Last Day: 13
<b>CCI Incentive Credits</b>	<b>Avg Performance All CCIs (Points)</b>	<b>Provider Performance (%)*</b>	<b>Possible Points (Weight)</b>	<b>Provider Points Earned</b>
Early EPSDT Medical Visits		100%	2	2.00
Early EPSDT Dental Visits		100%	2	2.00
Permanency Contacts		0%	5	0.00
Additional Academic Supports		58%	2	1.16
Active Agency Accreditation		50%	4	2.00
Staff Clinical Licensure		0%	5	0.00
Behavior Management (threshold = 0)		100%	4	4.00
<b>Incentives Total</b>	<b>7.95</b>		<b>24</b>	<b>11.16</b>
Maximum total combined incentive credit allowed is 10 points.			<b>Incentives Awarded</b>	<b>10.00</b>

\*Performance calculation descriptions can be found in the FY 2016 RBWO PBP Measurements and Standards Guide.

### Child Protective Services Investigations and Dispositions

The following investigations data, which is not used for scoring but is considered significant to a provider's performance, is from Georgia SHINES and is not considered final or complete until the end of the fiscal year.

Total Reports:	2
Number Screened In:	0
Number Screened Out:	2
Number Substantiated:	0
Number Unsubstantiated:	0
Number Active CPS Investigations:	0



**DHS, DFCS, Office of Provider Management**  
**Performance-Based Placement Measures**  
**RBWO Provider GA+SCORECARD - CCI**  
**Report Quarter: Q2 FY2016**



**Provider/Program Name: Refuge House, The - (945) - CCI**

**702 Cloud Street, Donalsonville, GA 39845**

**Phone: 229 524-6654**

**Vendor ID# 35571**

**Quarterly Scores (Grades)**

**Q1: 91.90 (A-)**

**Q2: 81.40 (B-)**

**Q3: 68.08 (D+)**

**Q4: 79.38 (C+)**

**Current Quarter Score (Grade)**

**81.40%**

**(B-)**

Program Census Information:

# Children in Care During Quarter: 13

# Placements During Quarter: 13

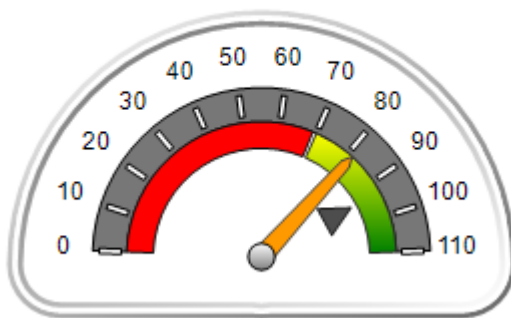
# Children in Care On Last Day: 9

**Quarterly Provider Comparisons to All CCIs**

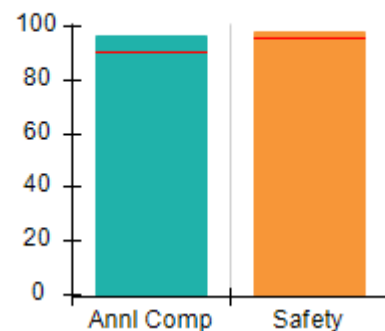
■■■■■■■■ indicates MalTx Threshold

▼ — indicates average for all CCIs

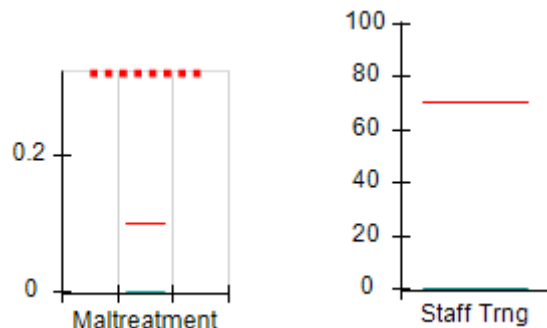
**Overall Score (%)**



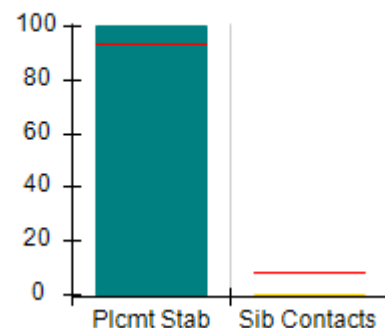
**OPM Monitoring Reviews (%)**



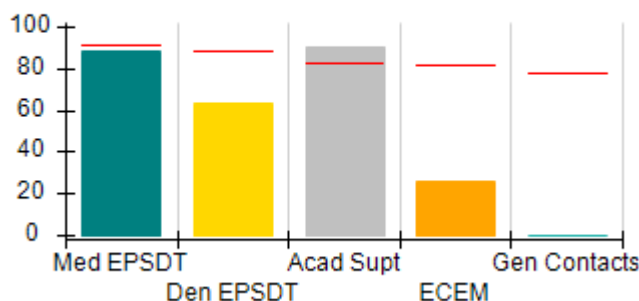
**Safety Outcomes (%)**



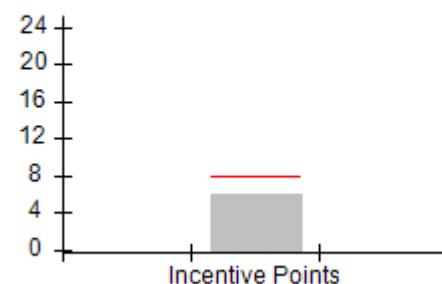
**Permanency Outcomes (%)**



**Well-Being Outcomes (%)**



**Incentives Earned (Points)**





DHS, DFCS, Office of Provider Management  
**Performance-Based Placement Measures**  
**RBWO Provider GA+SCORECARD - CCI**  
 Report Quarter: Q2 FY2016



**Provider/Program Name: Refuge House, The - (945) - CCI**

<b>702 Cloud Street, Donalsonville, GA 39845</b>  <b>Phone: 229 524-6654</b>  <b>Vendor ID# 35571</b>	<b>Quarterly Scores (Grades)</b>		<b>Current Quarter Score (Grade)</b>
	<b>Q1: 91.90 (A-)</b>	<b>Q2: 81.40 (B-)</b>	<b>81.40%</b>
	<b>Q3: 68.08 (D+)</b>	<b>Q4: 79.38 (C+)</b>	<b>(B-)</b>

Program Census Information:	# Children in Care During Quarter: 13	# Placements During Quarter: 13	# Children in Care On Last Day: 9
-----------------------------	---------------------------------------	---------------------------------	-----------------------------------

	<b>Avg Performance All CCIs (%)</b>	<b>Provider Performance (%)*</b>	<b>Possible Points (Weight)</b>	<b>Provider Points Earned</b>
--	-------------------------------------	----------------------------------	---------------------------------	-------------------------------

**OPM Monitoring Reviews**

Annual Comprehensive Reviews	91%	97%	25	24.17
Safety Reviews	96%	98%	15	14.71
<b>Monitoring Sub-Total</b>			<b>40</b>	<b>38.88</b>

**CCI Safety Outcomes**

Incidence of Maltreatment	0.10%	No Substantiated Reports	10	10.00
Staff Training	70%	0%	4	0.00
<b>Safety Sub-Total</b>			<b>14</b>	<b>10.00</b>

**CCI Permanency Outcomes**

Placement Stability	94%	100%	15	15.00
Sibling Contacts	8%	0%	5	0.00
<b>Permanency Sub-Total</b>			<b>20</b>	<b>15.00</b>

**CCI Well-Being Outcomes**

EPSDT Medical Visits	91%	88%	4	3.52
EPSDT Dental Visits	88%	63%	4	2.52
Academic Supports	83%	90%	4	3.60
Provider ECEM Visits	81%	26%	7	1.82
Provider General Contacts	77%	0%	7	0.00
<b>Well-Being Sub-Total</b>			<b>26</b>	<b>11.46</b>

\*Performance calculation descriptions can be found in the FY 2016 RBWO PBP Measurements and Standards Guide.

<b>Monitoring &amp; Outcomes: Possible Points = 100</b>	<b>Points Earned = 75.34</b>
<b>Score Before Incentives Credit</b>	<b>75.34%</b>
<b>Incentives Awarded</b>	<b>6.06 pts</b>
<b>PBP Verification</b>	<b>N/A pts</b>
<b>Total Score</b>	<b>81.40%</b>

**Provider/Program Name: Refuge House, The - (945) - CCI**



**DHS, DFCS, Office of Provider Management**  
**Performance-Based Placement Measures**  
**RBWO Provider GA+SCORECARD - CCI**



**Report Quarter: Q2 FY2016**

Program Census Information:		# Children in Care During Quarter: 13	# Placements During Quarter: 13	# Children in Care On Last Day: 9
CCI Incentive Credits	Avg Performance All CCIs (Points)	Provider Performance (%)*	Possible Points (Weight)	Provider Points Earned
Early EPSDT Medical Visits		67%	2	1.34
Early EPSDT Dental Visits		25%	2	0.50
Permanency Contacts		0%	5	0.00
Additional Academic Supports		11%	2	0.22
Active Agency Accreditation		0%	4	0.00
Staff Clinical Licensure		0%	5	0.00
Behavior Management (threshold = 0)		100%	4	4.00
<b>Incentives Total</b>	<b>7.95</b>		<b>24</b>	<b>6.06</b>
Maximum total combined incentive credit allowed is 10 points.			<b>Incentives Awarded</b>	<b>6.06</b>
*Performance calculation descriptions can be found in the FY 2016 RBWO PBP Measurements and Standards Guide.				

### Child Protective Services Investigations and Dispositions

The following investigations data, which is not used for scoring but is considered significant to a provider's performance, is from Georgia SHINES and is not considered final or complete until the end of the fiscal year.

Total Reports:	0
Number Screened In:	0
Number Screened Out:	0
Number Substantiated:	0
Number Unsubstantiated:	0
Number Active CPS Investigations:	0



**DHS, DFCS, Office of Provider Management**  
**Performance-Based Placement Measures**  
**RBWO Provider GA+SCORECARD - CCI**



**Report Quarter: Q2 FY2016**

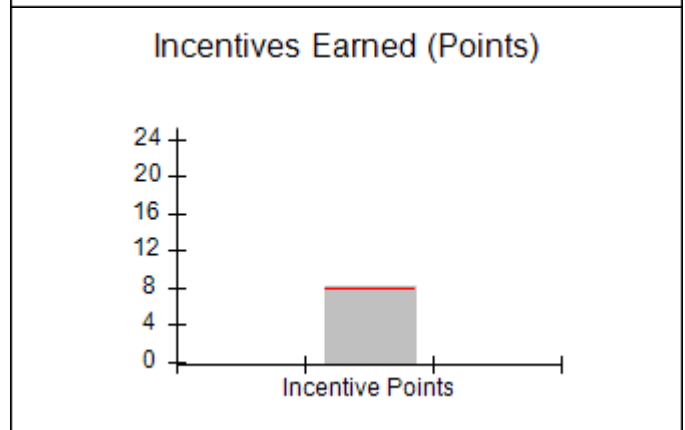
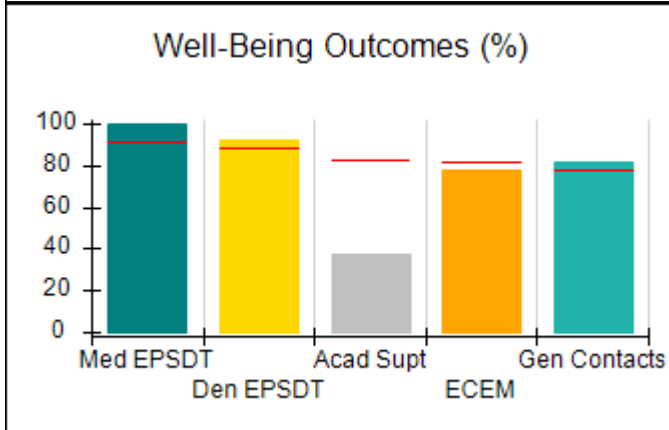
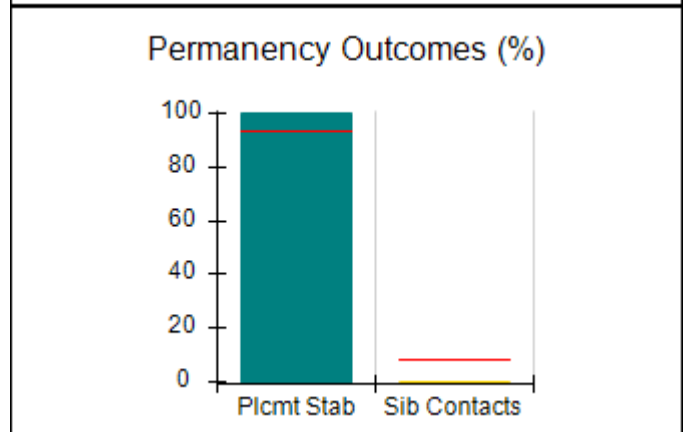
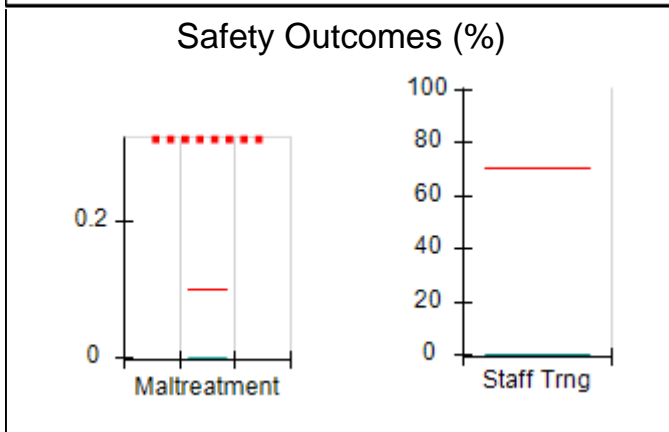
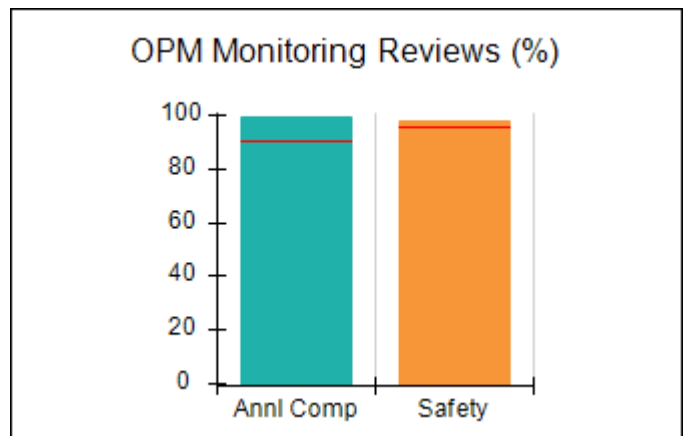
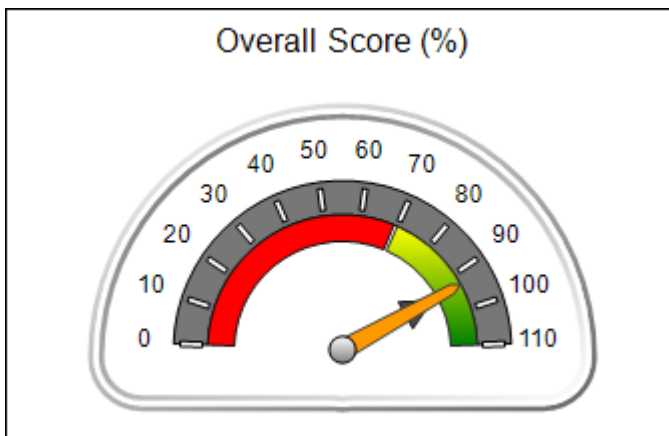
**Provider/Program Name: Safe Harbor Children's Center, Inc. - (820) - CCI**

<b>2215 Gloucester St., Brunswick, GA 31520-6912</b>  <b>Phone: 912-267-6000</b>  <b>Vendor ID# 35573</b>	Quarterly Scores (Grades)		Current Quarter Score (Grade)
	Q1: 97.11 (A+)	Q2: 93.20 (A-)	<b>93.20%</b> <b>(A-)</b>
	Q3: 95.73 (A)	Q4: 94.84 (A)	
Program Census Information:	# Children in Care During Quarter: 14	# Placements During Quarter: 14	# Children in Care On Last Day: 10

**Quarterly Provider Comparisons to All CCIs**

■■■■■■■■ indicates MalTx Threshold

▼ ————— indicates average for all CCIs







**DHS, DFCS, Office of Provider Management**  
**Performance-Based Placement Measures**  
**RBWO Provider GA+SCORECARD - CCI**  
**Report Quarter: Q2 FY2016**



<b>Provider/Program Name: Safe Harbor Children's Center, Inc. - (820) - CCI</b>				
<b>2215 Gloucester St., Brunswick, GA 31520-6912</b> <b>Phone: 912-267-6000</b> <b>Vendor ID# 35573</b>		<b>Quarterly Scores (Grades)</b>		<b>Current Quarter Score (Grade)</b>
		<b>Q1: 97.11 (A+)</b>	<b>Q2: 93.20 (A-)</b>	<b>93.20%</b>
		<b>Q3: 95.73 (A)</b>	<b>Q4: 94.84 (A)</b>	<b>(A-)</b>
Program Census Information:		# Children in Care During Quarter: 14	# Placements During Quarter: 14	# Children in Care On Last Day: 10
	<b>Avg Performance All CCIs (%)</b>	<b>Provider Performance (%)*</b>	<b>Possible Points (Weight)</b>	<b>Provider Points Earned</b>
<b>OPM Monitoring Reviews</b>				
Annual Comprehensive Reviews	91%	100%	25	24.92
Safety Reviews	96%	98%	15	14.70
<b>Monitoring Sub-Total</b>			<b>40</b>	<b>39.62</b>
<b>CCI Safety Outcomes</b>				
Incidence of Maltreatment	0.10%	No Substantiated Reports	10	10.00
Staff Training	70%	0%	4	0.00
<b>Safety Sub-Total</b>			<b>14</b>	<b>10.00</b>
<b>CCI Permanency Outcomes</b>				
Placement Stability	94%	100%	15	15.00
Sibling Contacts	8%	0%	5	0.00
<b>Permanency Sub-Total</b>			<b>20</b>	<b>15.00</b>
<b>CCI Well-Being Outcomes</b>				
EPSDT Medical Visits	91%	100%	4	4.00
EPSDT Dental Visits	88%	92%	4	3.68
Academic Supports	83%	38%	4	1.52
Provider ECEM Visits	81%	78%	7	5.46
Provider General Contacts	77%	82%	7	5.74
<b>Well-Being Sub-Total</b>			<b>26</b>	<b>20.40</b>
*Performance calculation descriptions can be found in the FY 2016 RBWO PBP Measurements and Standards Guide.				

<b>Monitoring &amp; Outcomes: Possible Points = 100</b>		<b>Points Earned = 85.02</b>	
<b>Score Before Incentives Credit</b>			<b>85.02%</b>
<b>Incentives Awarded</b>			<b>8.18 pts</b>
<b>PBP Verification</b>			<b>N/A pts</b>
<b>Total Score</b>			<b>93.20%</b>

**Provider/Program Name: Safe Harbor Children's Center, Inc. - (820) - CCI**



**DHS, DFCS, Office of Provider Management**  
**Performance-Based Placement Measures**  
**RBWO Provider GA+SCORECARD - CCI**



**Report Quarter: Q2 FY2016**

Program Census Information:		# Children in Care During Quarter: 14	# Placements During Quarter: 14	# Children in Care On Last Day: 10
CCI Incentive Credits	Avg Performance All CCIs (Points)	Provider Performance (%)*	Possible Points (Weight)	Provider Points Earned
Early EPSDT Medical Visits		100%	2	2.00
Early EPSDT Dental Visits		50%	2	1.00
Permanency Contacts		0%	5	0.00
Additional Academic Supports		34%	2	0.68
Active Agency Accreditation		0%	4	0.00
Staff Clinical Licensure		10%	5	0.50
Behavior Management (threshold = 0)		100%	4	4.00
<b>Incentives Total</b>	<b>7.95</b>		<b>24</b>	<b>8.18</b>
Maximum total combined incentive credit allowed is 10 points.			<b>Incentives Awarded</b>	<b>8.18</b>

\*Performance calculation descriptions can be found in the FY 2016 RBWO PBP Measurements and Standards Guide.

Child Protective Services Investigations and Dispositions		
The following investigations data, which is not used for scoring but is considered significant to a provider's performance, is from Georgia SHINES and is not considered final or complete until the end of the fiscal year.		
Total Reports:	0	
Number Screened In:	0	
Number Screened Out:	0	
Number Substantiated:	0	
Number Unsubstantiated:	0	
Number Active CPS Investigations:	0	



**DHS, DFCS, Office of Provider Management**  
**Performance-Based Placement Measures**  
**RBWO Provider GA+SCORECARD - CCI**  
**Report Quarter: Q2 FY2016**



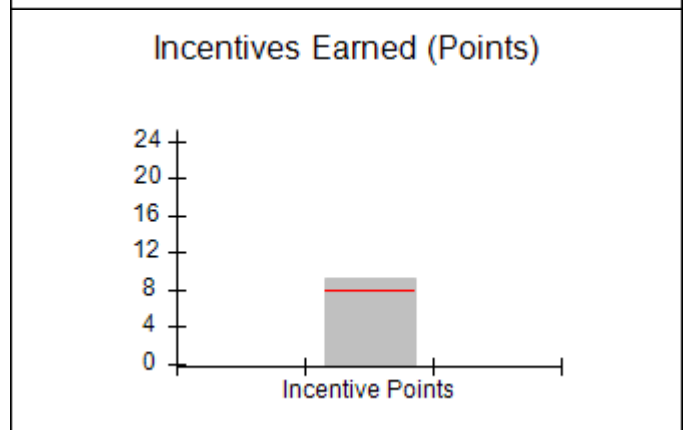
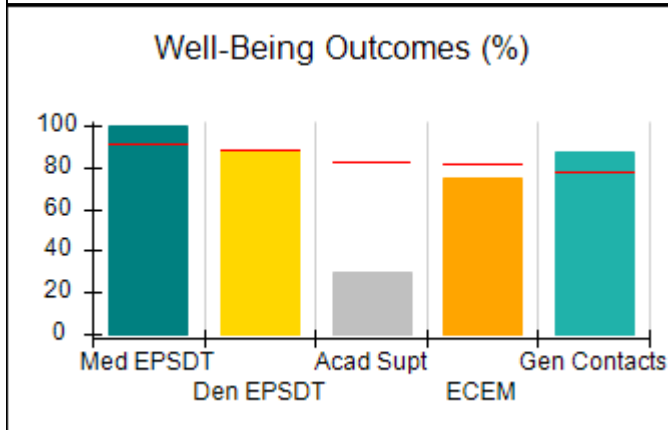
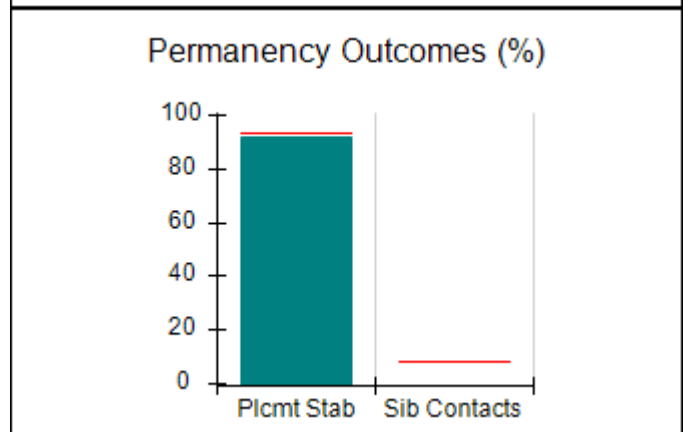
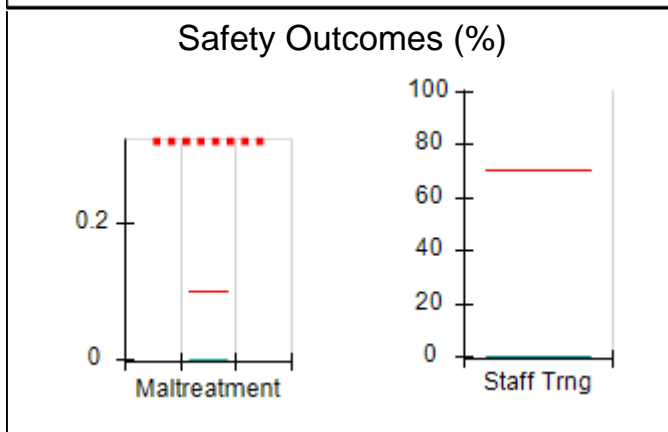
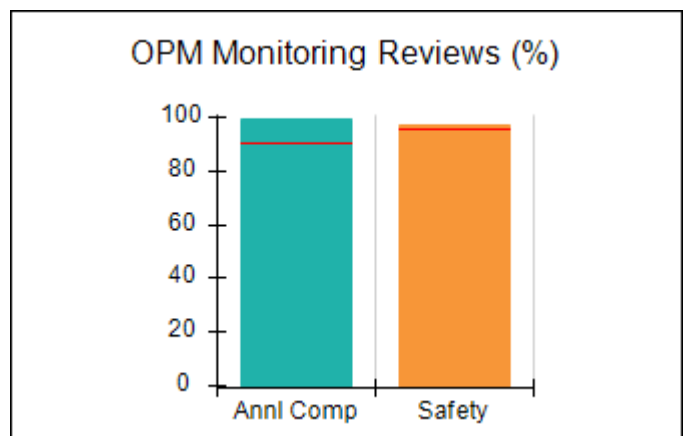
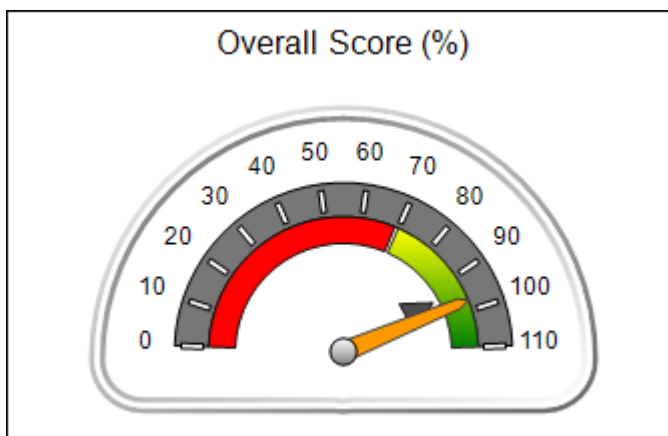
**Provider/Program Name: Safe Harbor Children's Center, Inc. - Hamer House (4958) - CCI**

<b>2016 Atlanta Ave, Brunswick, GA 31520</b>  <b>Phone: 912-267-6000</b>  <b>Vendor ID# 89585</b>	Quarterly Scores (Grades)		Current Quarter Score (Grade)
	Q1: 93.26 (A-)	Q2: 97.17 (A+)	<b>97.17%</b> <b>(A+)</b>
	Q3: 84.90 (B)	Q4: 88.20 (B+)	
Program Census Information:	# Children in Care During Quarter: 12	# Placements During Quarter: 12	# Children in Care On Last Day: 8

**Quarterly Provider Comparisons to All CCIs**

■■■■■■■■ indicates MalTx Threshold

▼ ————— indicates average for all CCIs





**DHS, DFCS, Office of Provider Management**  
**Performance-Based Placement Measures**  
**RBWO Provider GA+SCORECARD - CCI**  
**Report Quarter: Q2 FY2016**



**Provider/Program Name: Safe Harbor Children's Center, Inc. - Hamer House (4958) - CCI**

<b>2016 Atlanta Ave, Brunswick, GA 31520</b>  <b>Phone: 912-267-6000</b>  <b>Vendor ID# 89585</b>	<b>Quarterly Scores (Grades)</b>		<b>Current Quarter Score (Grade)</b>
	<b>Q1: 93.26 (A-)</b>	<b>Q2: 97.17 (A+)</b>	<b>97.17%</b>
	<b>Q3: 84.90 (B)</b>	<b>Q4: 88.20 (B+)</b>	<b>(A+)</b>

Program Census Information:	# Children in Care During Quarter: 12	# Placements During Quarter: 12	# Children in Care On Last Day: 8
-----------------------------	---------------------------------------	---------------------------------	-----------------------------------

	<b>Avg Performance All CCIs (%)</b>	<b>Provider Performance (%)*</b>	<b>Possible Points (Weight)</b>	<b>Provider Points Earned</b>
--	-------------------------------------	----------------------------------	---------------------------------	-------------------------------

**OPM Monitoring Reviews**

Annual Comprehensive Reviews	91%	99%	25	24.83
Safety Reviews	96%	98%	15	14.64
<b>Monitoring Sub-Total</b>			<b>40</b>	<b>39.47</b>

**CCI Safety Outcomes**

Incidence of Maltreatment	0.10%	No Substantiated Reports	10	10.00
Staff Training	70%	0%	4	0.00
<b>Safety Sub-Total</b>			<b>14</b>	<b>10.00</b>

**CCI Permanency Outcomes**

Placement Stability	94%	92%	20	18.40
Sibling Contacts	8%	None Planned		
<b>Permanency Sub-Total</b>			<b>20</b>	<b>18.40</b>

**CCI Well-Being Outcomes**

EPSDT Medical Visits	91%	100%	4	4.00
EPSDT Dental Visits	88%	88%	4	3.52
Academic Supports	83%	30%	4	1.20
Provider ECEM Visits	81%	75%	7	5.25
Provider General Contacts	77%	87%	7	6.09
<b>Well-Being Sub-Total</b>			<b>26</b>	<b>20.06</b>

\*Performance calculation descriptions can be found in the FY 2016 RBWO PBP Measurements and Standards Guide.

<b>Monitoring &amp; Outcomes: Possible Points = 100</b>		<b>Points Earned = 87.93</b>	
<b>Score Before Incentives Credit</b>		<b>87.93%</b>	
<b>Incentives Awarded</b>		<b>9.24 pts</b>	
<b>PBP Verification</b>		<b>N/A pts</b>	
<b>Total Score</b>		<b>97.17%</b>	

**Provider/Program Name: Safe Harbor Children's Center, Inc. - Hamer House (4958) - CCI**



**DHS, DFCS, Office of Provider Management**  
**Performance-Based Placement Measures**  
**RBWO Provider GA+SCORECARD - CCI**



**Report Quarter: Q2 FY2016**

Program Census Information:		# Children in Care During Quarter: 12	# Placements During Quarter: 12	# Children in Care On Last Day: 8
CCI Incentive Credits	Avg Performance All CCIs (Points)	Provider Performance (%)*	Possible Points (Weight)	Provider Points Earned
Early EPSDT Medical Visits		100%	2	2.00
Early EPSDT Dental Visits		86%	2	1.72
Permanency Contacts		None Planned	5	
Additional Academic Supports		26%	2	0.52
Active Agency Accreditation		0%	4	0.00
Staff Clinical Licensure		20%	5	1.00
Behavior Management (threshold = 0)		100%	4	4.00
<b>Incentives Total</b>	<b>7.95</b>		<b>24</b>	<b>9.24</b>
Maximum total combined incentive credit allowed is 10 points.			<b>Incentives Awarded</b>	<b>9.24</b>

\*Performance calculation descriptions can be found in the FY 2016 RBWO PBP Measurements and Standards Guide.

Child Protective Services Investigations and Dispositions		
The following investigations data, which is not used for scoring but is considered significant to a provider's performance, is from Georgia SHINES and is not considered final or complete until the end of the fiscal year.		
Total Reports:	0	
Number Screened In:	0	
Number Screened Out:	0	
Number Substantiated:	0	
Number Unsubstantiated:	0	
Number Active CPS Investigations:	0	



DHS, DFCS, Office of Provider Management  
**Performance-Based Placement Measures**  
**RBWO Provider GA+SCORECARD - CCI**  
Report Quarter: Q2 FY2016



**Provider/Program Name: Seeds of Excellence - (5154) - CCI**

947 Bryant Hill Road, Marshallville, GA 31057

Phone: 678-468-4880

Vendor ID# 117776

**Quarterly Scores (Grades)**

Q1: 88.07 (B+)

Q2: 95.39 (A)

Q3: 82.48 (B-)

Q4: 70.14 (C-)

**Current Quarter Score (Grade)**

**95.39%**

**(A)**

Program Census Information:

# Children in Care During  
Quarter: 5

# Placements During  
Quarter: 5

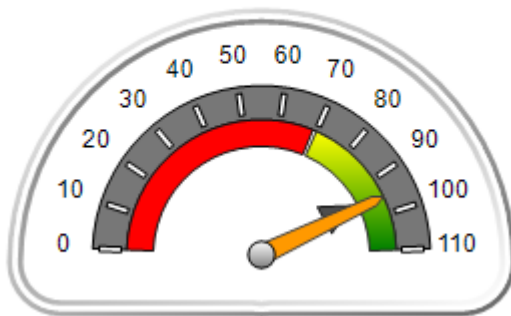
# Children in Care On Last  
Day: 3

**Quarterly Provider Comparisons to All CCIs**

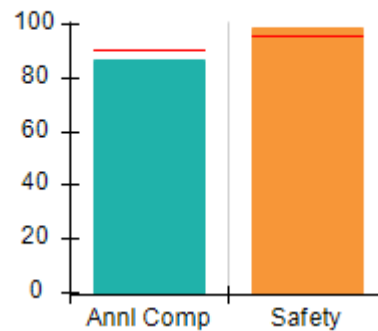
■■■■■■■■ indicates MalTx Threshold

▼ indicates average for all CCIs

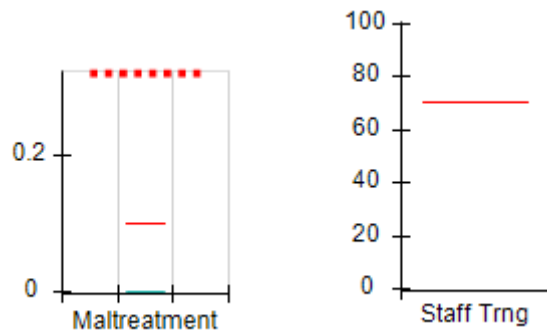
**Overall Score (%)**



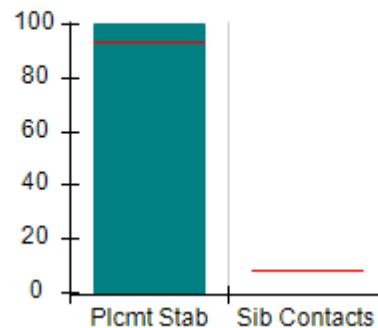
**OPM Monitoring Reviews (%)**



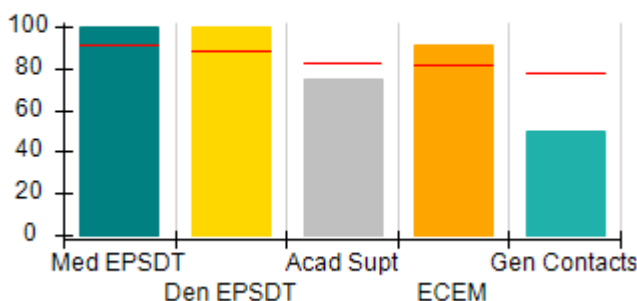
**Safety Outcomes (%)**



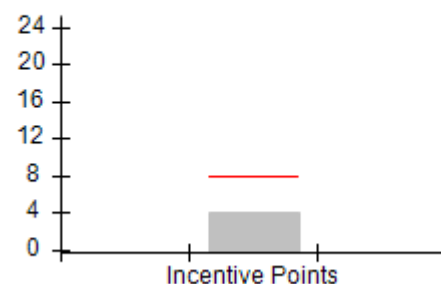
**Permanency Outcomes (%)**



**Well-Being Outcomes (%)**



**Incentives Earned (Points)**





**DHS, DFCS, Office of Provider Management**  
**Performance-Based Placement Measures**  
**RBWO Provider GA+SCORECARD - CCI**  
**Report Quarter: Q2 FY2016**



**Provider/Program Name: Seeds of Excellence - (5154) - CCI**

<b>947 Bryant Hill Road, Marshallville, GA 31057</b>  <b>Phone: 678-468-4880</b>  <b>Vendor ID# 117776</b>		<b>Quarterly Scores (Grades)</b>		<b>Current Quarter Score (Grade)</b>
		<b>Q1: 88.07 (B+)</b>	<b>Q2: 95.39 (A)</b>	<b>95.39%</b>
		<b>Q3: 82.48 (B-)</b>	<b>Q4: 70.14 (C-)</b>	<b>(A)</b>
Program Census Information:		# Children in Care During Quarter: 5	# Placements During Quarter: 5	# Children in Care On Last Day: 3
	<b>Avg Performance All CCIs (%)</b>	<b>Provider Performance (%)*</b>	<b>Possible Points (Weight)</b>	<b>Provider Points Earned</b>
<b>OPM Monitoring Reviews</b>				
Annual Comprehensive Reviews	91%	87%	25	21.67
Safety Reviews	96%	99%	15	14.85
<b>Monitoring Sub-Total</b>			<b>40</b>	<b>36.52</b>
<b>CCI Safety Outcomes</b>				
Incidence of Maltreatment	0.10%	No Substantiated Reports	14	14.00
Staff Training	70%	Not Eligible		
<b>Safety Sub-Total</b>			<b>14</b>	<b>14.00</b>
<b>CCI Permanency Outcomes</b>				
Placement Stability	94%	100%	20	20.00
Sibling Contacts	8%	None Planned		
<b>Permanency Sub-Total</b>			<b>20</b>	<b>20.00</b>
<b>CCI Well-Being Outcomes</b>				
EPSDT Medical Visits	91%	100%	4	4.00
EPSDT Dental Visits	88%	100%	4	4.00
Academic Supports	83%	75%	4	3.00
Provider ECEM Visits	81%	91%	7	6.37
Provider General Contacts	77%	50%	7	3.50
<b>Well-Being Sub-Total</b>			<b>26</b>	<b>20.87</b>
*Performance calculation descriptions can be found in the FY 2016 RBWO PBP Measurements and Standards Guide.				

<b>Monitoring &amp; Outcomes: Possible Points = 100</b>		<b>Points Earned = 91.39</b>	
<b>Score Before Incentives Credit</b>			<b>91.39%</b>
<b>Incentives Awarded</b>			<b>4.00 pts</b>
<b>PBP Verification</b>			<b>N/A pts</b>
<b>Total Score</b>			<b>95.39%</b>

**Provider/Program Name: Seeds of Excellence - (5154) - CCI**



**DHS, DFCS, Office of Provider Management**  
**Performance-Based Placement Measures**  
**RBWO Provider GA+SCORECARD - CCI**



**Report Quarter: Q2 FY2016**

Program Census Information:		# Children in Care During Quarter: 5	# Placements During Quarter: 5	# Children in Care On Last Day: 3
CCI Incentive Credits	Avg Performance All CCIs (Points)	Provider Performance (%)*	Possible Points (Weight)	Provider Points Earned
Early EPSDT Medical Visits		Not Eligible	2	
Early EPSDT Dental Visits		Not Eligible	2	
Permanency Contacts		None Planned	5	
Additional Academic Supports		0%	2	0.00
Active Agency Accreditation		0%	4	0.00
Staff Clinical Licensure		0%	5	0.00
Behavior Management (threshold = 0)		100%	4	4.00
<b>Incentives Total</b>	<b>7.95</b>		<b>24</b>	<b>4.00</b>
Maximum total combined incentive credit allowed is 10 points.			<b>Incentives Awarded</b>	<b>4.00</b>

\*Performance calculation descriptions can be found in the FY 2016 RBWO PBP Measurements and Standards Guide.

Child Protective Services Investigations and Dispositions		
The following investigations data, which is not used for scoring but is considered significant to a provider's performance, is from Georgia SHINES and is not considered final or complete until the end of the fiscal year.		
Total Reports:	0	
Number Screened In:	0	
Number Screened Out:	0	
Number Substantiated:	0	
Number Unsubstantiated:	1	
Number Active CPS Investigations:	-1	





**DHS, DFCS, Office of Provider Management**  
**Performance-Based Placement Measures**  
**RBWO Provider GA+SCORECARD - CCI**



**Report Quarter: Q2 FY2016**

**Provider/Program Name: Smith Group Home - (824) - CCI**

**538 Presley Road NE, Ludowici, GA 31316**

**Phone: 912-545-9547**

**Vendor ID# 35580**

**Quarterly Scores (Grades)**

**Q1: 104.94 (A+)**

**Q2: 102.81 (A+)**

**Q3: 100.81 (A+)**

**Q4: 105.74 (A+)**

**Current Quarter Score (Grade)**

**102.81%**

**(A+)**

**Program Census Information:**

**# Children in Care During Quarter: 28**

**# Placements During Quarter: 28**

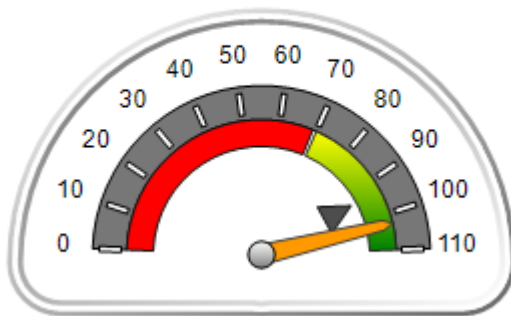
**# Children in Care On Last Day: 20**

**Quarterly Provider Comparisons to All CCIs**

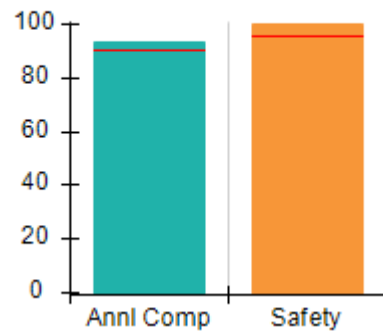
■■■■■■■■ indicates MalTx Threshold

▼ indicates average for all CCIs

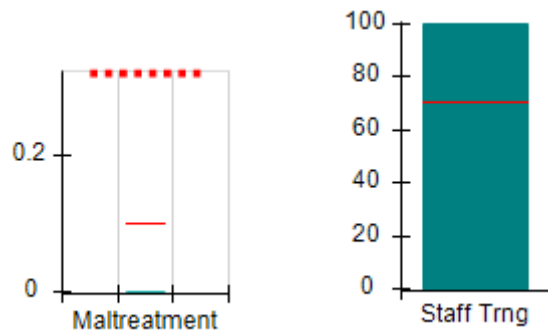
**Overall Score (%)**



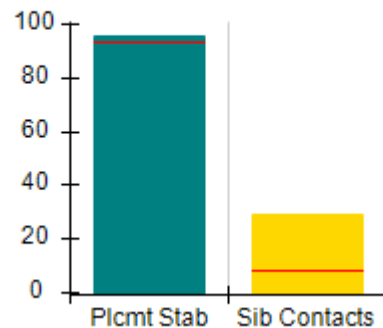
**OPM Monitoring Reviews (%)**



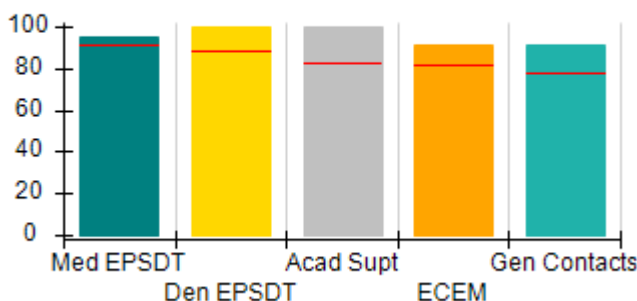
**Safety Outcomes (%)**



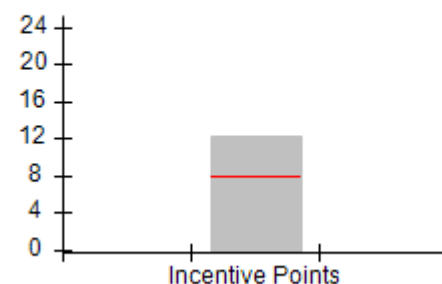
**Permanency Outcomes (%)**



**Well-Being Outcomes (%)**



**Incentives Earned (Points)**





**DHS, DFCS, Office of Provider Management**  
**Performance-Based Placement Measures**  
**RBWO Provider GA+SCORECARD - CCI**  
**Report Quarter: Q2 FY2016**



**Provider/Program Name: Smith Group Home - (824) - CCI**

<b>538 Presley Road NE, Ludowici, GA 31316</b>  <b>Phone: 912-545-9547</b>  <b>Vendor ID# 35580</b>	<b>Quarterly Scores (Grades)</b>		<b>Current Quarter Score (Grade)</b>
	<b>Q1: 104.94 (A+)</b>	<b>Q2: 102.81 (A+)</b>	<b>102.81%</b>
	<b>Q3: 100.81 (A+)</b>	<b>Q4: 105.74 (A+)</b>	<b>(A+)</b>

Program Census Information:	# Children in Care During Quarter: 28	# Placements During Quarter: 28	# Children in Care On Last Day: 20
-----------------------------	---------------------------------------	---------------------------------	------------------------------------

	<b>Avg Performance All CCIs (%)</b>	<b>Provider Performance (%)*</b>	<b>Possible Points (Weight)</b>	<b>Provider Points Earned</b>
--	-------------------------------------	----------------------------------	---------------------------------	-------------------------------

**OPM Monitoring Reviews**

Annual Comprehensive Reviews	91%	94%	25	23.42
Safety Reviews	96%	100%	15	15.00
<b>Monitoring Sub-Total</b>			<b>40</b>	<b>38.42</b>

**CCI Safety Outcomes**

Incidence of Maltreatment	0.10%	No Substantiated Reports	10	10.00
Staff Training	70%	100%	4	4.00
<b>Safety Sub-Total</b>			<b>14</b>	<b>14.00</b>

**CCI Permanency Outcomes**

Placement Stability	94%	96%	15	14.40
Sibling Contacts	8%	29%	5	1.45
<b>Permanency Sub-Total</b>			<b>20</b>	<b>15.85</b>

**CCI Well-Being Outcomes**

EPSDT Medical Visits	91%	95%	4	3.80
EPSDT Dental Visits	88%	100%	4	4.00
Academic Supports	83%	100%	4	4.00
Provider ECEM Visits	81%	91%	7	6.37
Provider General Contacts	77%	91%	7	6.37
<b>Well-Being Sub-Total</b>			<b>26</b>	<b>24.54</b>

\*Performance calculation descriptions can be found in the FY 2016 RBWO PBP Measurements and Standards Guide.

<b>Monitoring &amp; Outcomes: Possible Points = 100</b>		<b>Points Earned = 92.81</b>	
<b>Score Before Incentives Credit</b>		<b>92.81%</b>	
<b>Incentives Awarded</b>		<b>10.00 pts</b>	
<b>PBP Verification</b>		<b>N/A pts</b>	
<b>Total Score</b>		<b>102.81%</b>	

**Provider/Program Name: Smith Group Home - (824) - CCI**



**DHS, DFCS, Office of Provider Management**  
**Performance-Based Placement Measures**  
**RBWO Provider GA+SCORECARD - CCI**



**Report Quarter: Q2 FY2016**

Program Census Information:		# Children in Care During Quarter: 28	# Placements During Quarter: 28	# Children in Care On Last Day: 20
CCI Incentive Credits	Avg Performance All CCIs (Points)	Provider Performance (%)*	Possible Points (Weight)	Provider Points Earned
Early EPSDT Medical Visits		80%	2	1.60
Early EPSDT Dental Visits		100%	2	2.00
Permanency Contacts		53%	5	2.65
Additional Academic Supports		100%	2	2.00
Active Agency Accreditation		0%	4	0.00
Staff Clinical Licensure		0%	5	0.00
Behavior Management (threshold = 0)		100%	4	4.00
<b>Incentives Total</b>	<b>7.95</b>		<b>24</b>	<b>12.25</b>
Maximum total combined incentive credit allowed is 10 points.			<b>Incentives Awarded</b>	<b>10.00</b>

\*Performance calculation descriptions can be found in the FY 2016 RBWO PBP Measurements and Standards Guide.

Child Protective Services Investigations and Dispositions		
The following investigations data, which is not used for scoring but is considered significant to a provider's performance, is from Georgia SHINES and is not considered final or complete until the end of the fiscal year.		
Total Reports:	0	
Number Screened In:	0	
Number Screened Out:	0	
Number Substantiated:	0	
Number Unsubstantiated:	0	
Number Active CPS Investigations:	0	



**DHS, DFCS, Office of Provider Management**  
**Performance-Based Placement Measures**  
**RBWO Provider GA+SCORECARD - CCI**



**Report Quarter: Q2 FY2016**

**Provider/Program Name: Star Island - (1021) - CCI**

**218 S MacArthur Drive, Camilla, GA 31730**

**Phone: 229-336-1700**

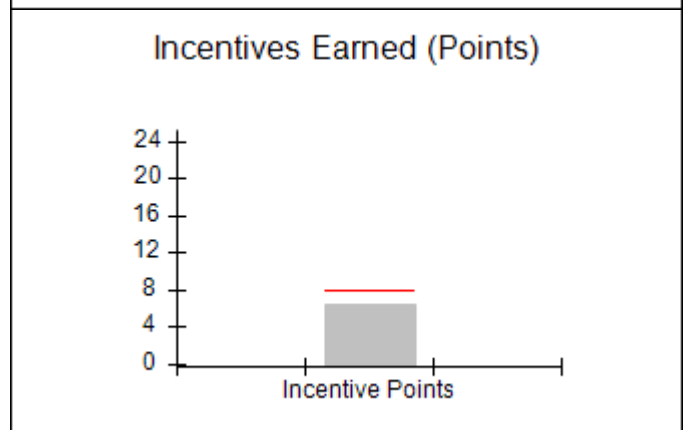
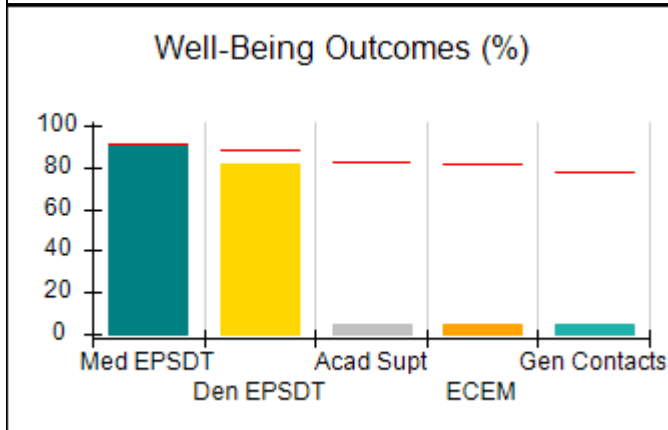
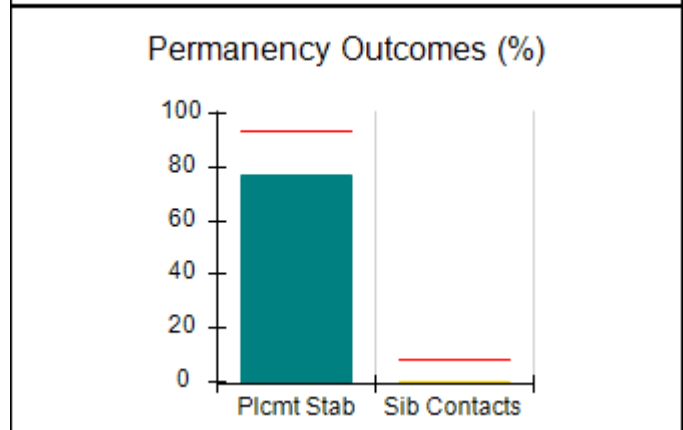
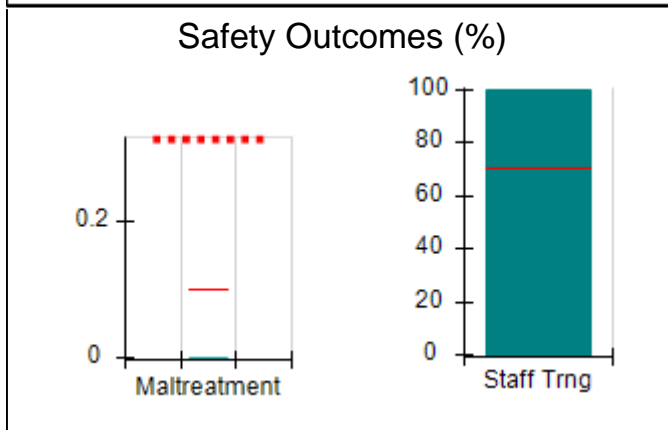
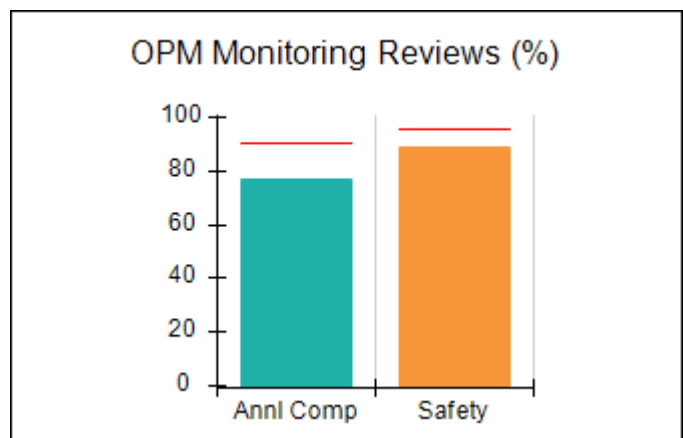
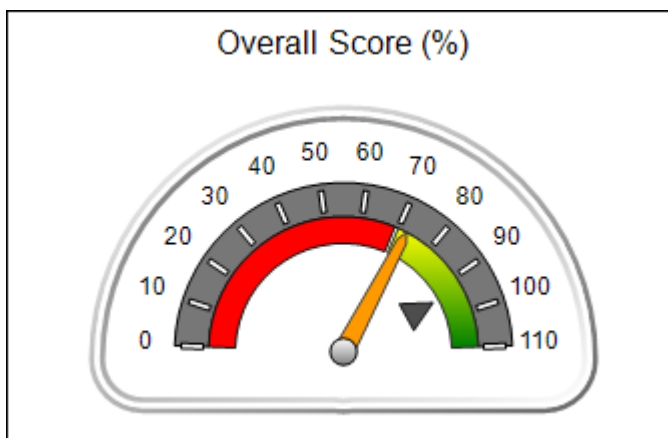
**Vendor ID# 65729**

	Quarterly Scores (Grades)		Current Quarter Score (Grade)
	Q1: 70.59 (C-)	Q2: 72.43 (C-)	72.43% (C-)
	Q3: 72.37 (C-)	Q4: 73.83 (C-)	
Program Census Information:	# Children in Care During Quarter: 13	# Placements During Quarter: 13	# Children in Care On Last Day: 9

**Quarterly Provider Comparisons to All CCIs**

■■■■■■■■ indicates MalTx Threshold

▼ ————— indicates average for all CCIs





**DHS, DFCS, Office of Provider Management**  
**Performance-Based Placement Measures**  
**RBWO Provider GA+SCORECARD - CCI**  
**Report Quarter: Q2 FY2016**



**Provider/Program Name: Star Island - (1021) - CCI**

<b>218 S MacArthur Drive, Camilla, GA 31730</b>  <b>Phone: 229-336-1700</b>  <b>Vendor ID# 65729</b>	<b>Quarterly Scores (Grades)</b>		<b>Current Quarter Score (Grade)</b>
	<b>Q1: 70.59 (C-)</b>	<b>Q2: 72.43 (C-)</b>	<b>72.43%</b>
	<b>Q3: 72.37 (C-)</b>	<b>Q4: 73.83 (C-)</b>	<b>(C-)</b>

Program Census Information:	# Children in Care During Quarter: 13	# Placements During Quarter: 13	# Children in Care On Last Day: 9
-----------------------------	---------------------------------------	---------------------------------	-----------------------------------

	<b>Avg Performance All CCIs (%)</b>	<b>Provider Performance (%)*</b>	<b>Possible Points (Weight)</b>	<b>Provider Points Earned</b>
--	-------------------------------------	----------------------------------	---------------------------------	-------------------------------

**OPM Monitoring Reviews**

Annual Comprehensive Reviews	91%	77%	25	19.17
Safety Reviews	96%	89%	15	13.40
<b>Monitoring Sub-Total</b>			<b>40</b>	<b>32.56</b>

**CCI Safety Outcomes**

Incidence of Maltreatment	0.10%	No Substantiated Reports	10	10.00
Staff Training	70%	100%	4	4.00
<b>Safety Sub-Total</b>			<b>14</b>	<b>14.00</b>

**CCI Permanency Outcomes**

Placement Stability	94%	77%	15	11.55
Sibling Contacts	8%	0%	5	0.00
<b>Permanency Sub-Total</b>			<b>20</b>	<b>11.55</b>

**CCI Well-Being Outcomes**

EPSDT Medical Visits	91%	91%	4	3.64
EPSDT Dental Visits	88%	82%	4	3.28
Academic Supports	83%	5%	4	0.20
Provider ECEM Visits	81%	5%	7	0.35
Provider General Contacts	77%	5%	7	0.35
<b>Well-Being Sub-Total</b>			<b>26</b>	<b>7.82</b>

\*Performance calculation descriptions can be found in the FY 2016 RBWO PBP Measurements and Standards Guide.

<b>Monitoring &amp; Outcomes: Possible Points = 100</b>		<b>Points Earned = 65.93</b>	
<b>Score Before Incentives Credit</b>		<b>65.93%</b>	
<b>Incentives Awarded</b>		<b>6.50 pts</b>	
<b>PBP Verification</b>		<b>N/A pts</b>	
<b>Total Score</b>		<b>72.43%</b>	

**Provider/Program Name: Star Island - (1021) - CCI**



**DHS, DFCS, Office of Provider Management**  
**Performance-Based Placement Measures**  
**RBWO Provider GA+SCORECARD - CCI**



**Report Quarter: Q2 FY2016**

Program Census Information:		# Children in Care During Quarter: 13	# Placements During Quarter: 13	# Children in Care On Last Day: 9
CCI Incentive Credits	Avg Performance All CCIs (Points)	Provider Performance (%)*	Possible Points (Weight)	Provider Points Earned
Early EPSDT Medical Visits		75%	2	1.50
Early EPSDT Dental Visits		50%	2	1.00
Permanency Contacts		0%	5	0.00
Additional Academic Supports		0%	2	0.00
Active Agency Accreditation		0%	4	0.00
Staff Clinical Licensure		0%	5	0.00
Behavior Management (threshold = 0)		100%	4	4.00
<b>Incentives Total</b>	<b>7.95</b>		<b>24</b>	<b>6.50</b>
Maximum total combined incentive credit allowed is 10 points.			<b>Incentives Awarded</b>	<b>6.50</b>

\*Performance calculation descriptions can be found in the FY 2016 RBWO PBP Measurements and Standards Guide.

Child Protective Services Investigations and Dispositions		
The following investigations data, which is not used for scoring but is considered significant to a provider's performance, is from Georgia SHINES and is not considered final or complete until the end of the fiscal year.		
Total Reports:	4	
Number Screened In:	3	
Number Screened Out:	1	
Number Substantiated:	0	
Number Unsubstantiated:	0	
Number Active CPS Investigations:	3	



**DHS, DFCS, Office of Provider Management**  
**Performance-Based Placement Measures**  
**RBWO Provider GA+SCORECARD - CCI**



**Report Quarter: Q2 FY2016**

**Provider/Program Name: Stroman Account & Property - dba My Sister's Keeper (892) - CCI**

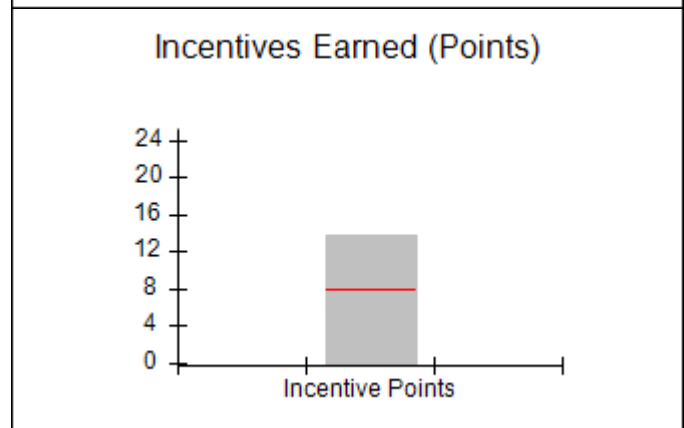
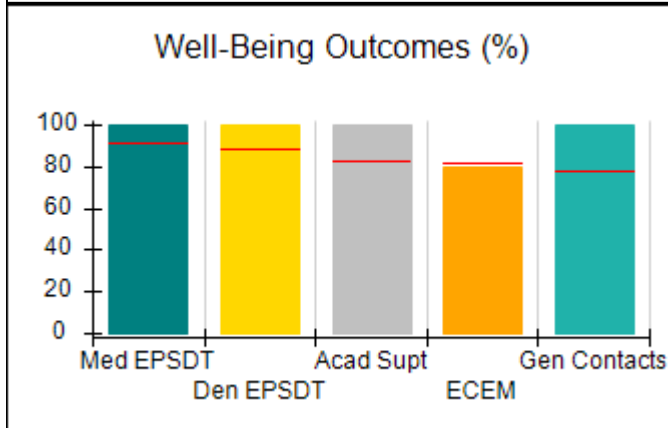
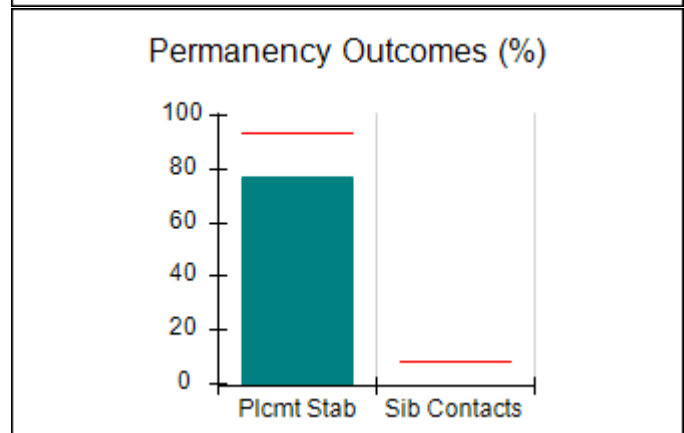
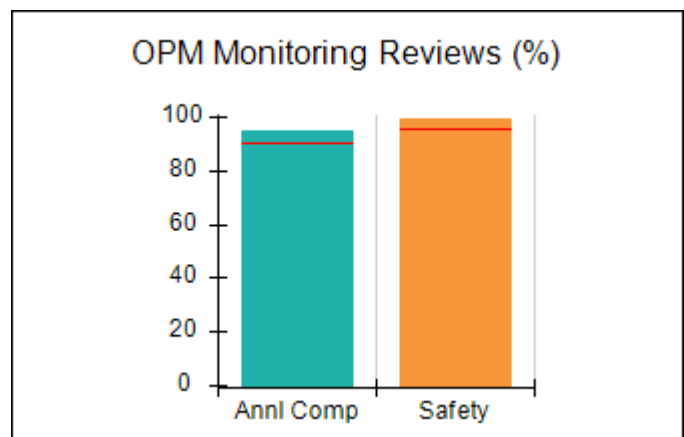
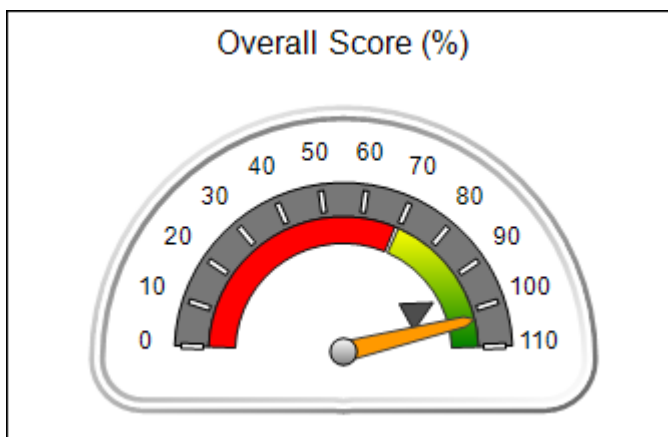
<b>7431 Petunia Dr., Riverdale, GA 30296</b>  <b>Phone: 770-994-0607</b>  <b>Vendor ID# 35586</b>	Quarterly Scores (Grades)		Current Quarter Score (Grade)
	Q1: 96.70 (A)	Q2: 102.59 (A+)	<b>102.59%</b> <b>(A+)</b>
	Q3: 100.52 (A+)	Q4: 102.01 (A+)	

Program Census Information:	# Children in Care During Quarter: 13	# Placements During Quarter: 13	# Children in Care On Last Day: 5
-----------------------------	---------------------------------------	---------------------------------	-----------------------------------

**Quarterly Provider Comparisons to All CCIs**

■■■■■■■■ indicates MalTx Threshold

▼ ————— indicates average for all CCIs





**DHS, DFCS, Office of Provider Management**  
**Performance-Based Placement Measures**  
**RBWO Provider GA+SCORECARD - CCI**



**Report Quarter: Q2 FY2016**

Provider/Program Name: Stroman Account & Property - dba My Sister's Keeper (892) - CCI				
7431 Petunia Dr., Riverdale, GA 30296		Quarterly Scores (Grades)		Current Quarter Score (Grade)
Phone: 770-994-0607		Q1: 96.70 (A)	Q2: 102.59 (A+)	102.59% (A+)
Vendor ID# 35586		Q3: 100.52 (A+)	Q4: 102.01 (A+)	
Program Census Information:		# Children in Care During Quarter: 13	# Placements During Quarter: 13	# Children in Care On Last Day: 5
	Avg Performance All CCIs (%)	Provider Performance (%)*	Possible Points (Weight)	Provider Points Earned
<b>OPM Monitoring Reviews</b>				
Annual Comprehensive Reviews	91%	95%	25	23.67
Safety Reviews	96%	100%	15	14.93
<b>Monitoring Sub-Total</b>			<b>40</b>	<b>38.59</b>
<b>CCI Safety Outcomes</b>				
Incidence of Maltreatment	0.10%	No Substantiated Reports	10	10.00
Staff Training	70%	100%	4	4.00
<b>Safety Sub-Total</b>			<b>14</b>	<b>14.00</b>
<b>CCI Permanency Outcomes</b>				
Placement Stability	94%	77%	20	15.40
Sibling Contacts	8%	None Planned		
<b>Permanency Sub-Total</b>			<b>20</b>	<b>15.40</b>
<b>CCI Well-Being Outcomes</b>				
EPSDT Medical Visits	91%	100%	4	4.00
EPSDT Dental Visits	88%	100%	4	4.00
Academic Supports	83%	100%	4	4.00
Provider ECEM Visits	81%	80%	7	5.60
Provider General Contacts	77%	100%	7	7.00
<b>Well-Being Sub-Total</b>			<b>26</b>	<b>24.60</b>
*Performance calculation descriptions can be found in the FY 2016 RBWO PBP Measurements and Standards Guide.				

<b>Monitoring &amp; Outcomes: Possible Points = 100</b>	<b>Points Earned = 92.59</b>
<b>Score Before Incentives Credit</b>	<b>92.59%</b>
<b>Incentives Awarded</b>	<b>10.00 pts</b>
<b>PBP Verification</b>	<b>N/A pts</b>
<b>Total Score</b>	<b>102.59%</b>

**Provider/Program Name: Stroman Account & Property - dba My Sister's Keeper (892) - CCI**





**DHS, DFCS, Office of Provider Management**  
**Performance-Based Placement Measures**  
**RBWO Provider GA+SCORECARD - CCI**



**Report Quarter: Q2 FY2016**

Program Census Information:		# Children in Care During Quarter: 13	# Placements During Quarter: 13	# Children in Care On Last Day: 5
CCI Incentive Credits	Avg Performance All CCIs (Points)	Provider Performance (%)*	Possible Points (Weight)	Provider Points Earned
Early EPSDT Medical Visits		100%	2	2.00
Early EPSDT Dental Visits		100%	2	2.00
Permanency Contacts		100%	5	5.00
Additional Academic Supports		43%	2	0.86
Active Agency Accreditation		0%	4	0.00
Staff Clinical Licensure		0%	5	0.00
Behavior Management (threshold = 0)		100%	4	4.00
<b>Incentives Total</b>	<b>7.95</b>		<b>24</b>	<b>13.86</b>
Maximum total combined incentive credit allowed is 10 points.			<b>Incentives Awarded</b>	<b>10.00</b>

\*Performance calculation descriptions can be found in the FY 2016 RBWO PBP Measurements and Standards Guide.

Child Protective Services Investigations and Dispositions		
The following investigations data, which is not used for scoring but is considered significant to a provider's performance, is from Georgia SHINES and is not considered final or complete until the end of the fiscal year.		
Total Reports:	0	
Number Screened In:	0	
Number Screened Out:	0	
Number Substantiated:	0	
Number Unsubstantiated:	0	
Number Active CPS Investigations:	0	



**DHS, DFCS, Office of Provider Management**  
**Performance-Based Placement Measures**  
**RBWO Provider GA+SCORECARD - CCI**  
**Report Quarter: Q2 FY2016**



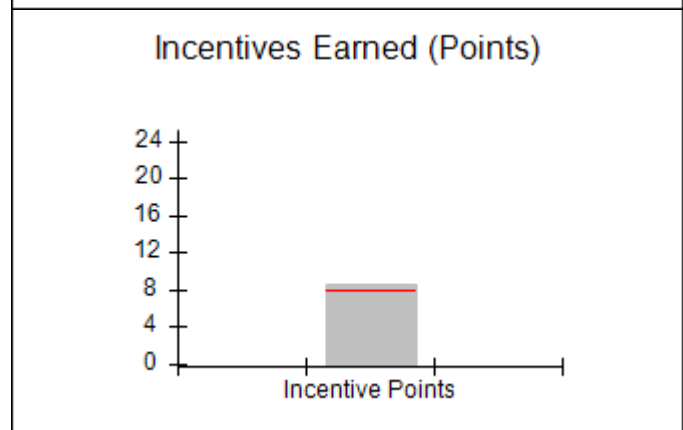
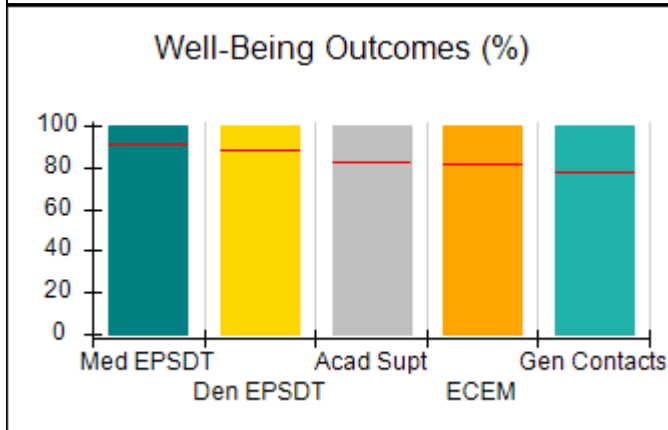
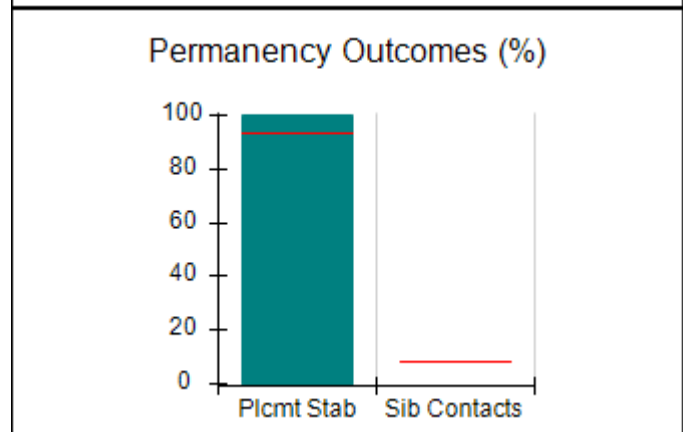
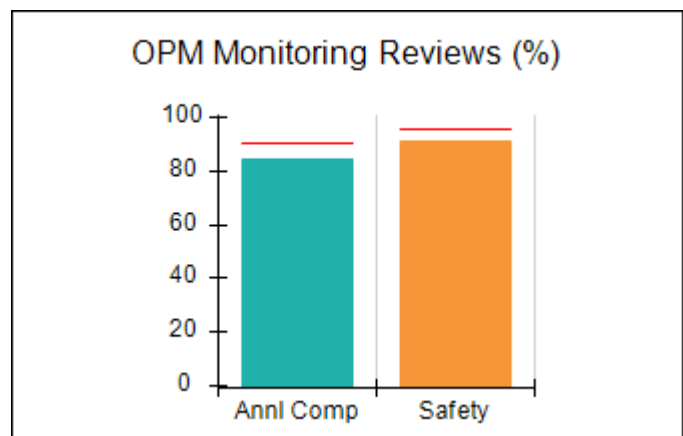
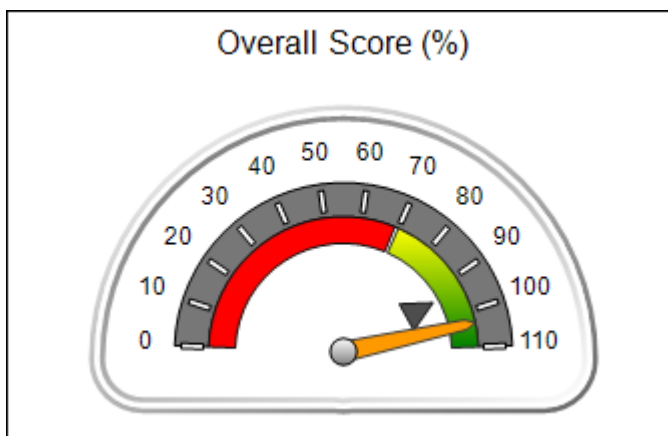
**Provider/Program Name: Taking A Step Beyond - (5158) - CCI**

<b>1509 Brown Road, Hephzibah, GA 30815</b>  <b>Phone: 706-496-2709</b>  <b>Vendor ID# 118236</b>	Quarterly Scores (Grades)		Current Quarter Score (Grade)
	Q1: 101.37 (A+)	Q2: 103.51 (A+)	<b>103.51%</b> <b>(A+)</b>
	Q3: 95.71 (A)	Q4: 102.86 (A+)	
Program Census Information:	# Children in Care During Quarter: 11	# Placements During Quarter: 11	# Children in Care On Last Day: 9

**Quarterly Provider Comparisons to All CCIs**

■■■■■■■■ indicates MalTx Threshold

▼ — indicates average for all CCIs





**DHS, DFCS, Office of Provider Management**  
**Performance-Based Placement Measures**  
**RBWO Provider GA+SCORECARD - CCI**  
**Report Quarter: Q2 FY2016**



**Provider/Program Name: Taking A Step Beyond - (5158) - CCI**

<b>1509 Brown Road, Hephzibah, GA 30815</b>  <b>Phone: 706-496-2709</b>  <b>Vendor ID# 118236</b>	<b>Quarterly Scores (Grades)</b>		<b>Current Quarter Score (Grade)</b>
	<b>Q1: 101.37 (A+)</b>	<b>Q2: 103.51 (A+)</b>	<b>103.51% (A+)</b>
	<b>Q3: 95.71 (A)</b>	<b>Q4: 102.86 (A+)</b>	

<b>Program Census Information:</b>	<b># Children in Care During Quarter: 11</b>	<b># Placements During Quarter: 11</b>	<b># Children in Care On Last Day: 9</b>
------------------------------------	--	--	--

	<b>Avg Performance All CCIs (%)</b>	<b>Provider Performance (%)*</b>	<b>Possible Points (Weight)</b>	<b>Provider Points Earned</b>
--	-------------------------------------	----------------------------------	---------------------------------	-------------------------------

**OPM Monitoring Reviews**

Annual Comprehensive Reviews	91%	85%	25	21.17
Safety Reviews	96%	92%	15	13.73
<b>Monitoring Sub-Total</b>			<b>40</b>	<b>34.89</b>

**CCI Safety Outcomes**

Incidence of Maltreatment	0.10%	No Substantiated Reports	10	10.00
Staff Training	70%	100%	4	4.00
<b>Safety Sub-Total</b>			<b>14</b>	<b>14.00</b>

**CCI Permanency Outcomes**

Placement Stability	94%	100%	20	20.00
Sibling Contacts	8%	None Planned		
<b>Permanency Sub-Total</b>			<b>20</b>	<b>20.00</b>

**CCI Well-Being Outcomes**

EPSDT Medical Visits	91%	100%	4	4.00
EPSDT Dental Visits	88%	100%	4	4.00
Academic Supports	83%	100%	4	4.00
Provider ECEM Visits	81%	100%	7	7.00
Provider General Contacts	77%	100%	7	7.00
<b>Well-Being Sub-Total</b>			<b>26</b>	<b>26.00</b>

\*Performance calculation descriptions can be found in the FY 2016 RBWO PBP Measurements and Standards Guide.

<b>Monitoring &amp; Outcomes: Possible Points = 100</b>	<b>Points Earned = 94.89</b>
<b>Score Before Incentives Credit</b>	<b>94.89%</b>
<b>Incentives Awarded</b>	<b>8.62 pts</b>
<b>PBP Verification</b>	<b>N/A pts</b>
<b>Total Score</b>	<b>103.51%</b>

**Provider/Program Name: Taking A Step Beyond - (5158) - CCI**



**DHS, DFCS, Office of Provider Management**  
**Performance-Based Placement Measures**  
**RBWO Provider GA+SCORECARD - CCI**



**Report Quarter: Q2 FY2016**

Program Census Information:		# Children in Care During Quarter: 11	# Placements During Quarter: 11	# Children in Care On Last Day: 9
CCI Incentive Credits	Avg Performance All CCIs (Points)	Provider Performance (%)*	Possible Points (Weight)	Provider Points Earned
Early EPSDT Medical Visits		100%	2	2.00
Early EPSDT Dental Visits		100%	2	2.00
Permanency Contacts		None Planned	5	
Additional Academic Supports		31%	2	0.62
Active Agency Accreditation		0%	4	0.00
Staff Clinical Licensure		0%	5	0.00
Behavior Management (threshold = 0)		100%	4	4.00
<b>Incentives Total</b>	<b>7.95</b>		<b>24</b>	<b>8.62</b>
Maximum total combined incentive credit allowed is 10 points.			<b>Incentives Awarded</b>	<b>8.62</b>

\*Performance calculation descriptions can be found in the FY 2016 RBWO PBP Measurements and Standards Guide.

Child Protective Services Investigations and Dispositions		
The following investigations data, which is not used for scoring but is considered significant to a provider's performance, is from Georgia SHINES and is not considered final or complete until the end of the fiscal year.		
Total Reports:	3	
Number Screened In:	1	
Number Screened Out:	2	
Number Substantiated:	0	
Number Unsubstantiated:	0	
Number Active CPS Investigations:	1	



**DHS, DFCS, Office of Provider Management**  
**Performance-Based Placement Measures**  
**RBWO Provider GA+SCORECARD - CCI**



**Report Quarter: Q2 FY2016**

**Provider/Program Name: Testament Health & Counseling Services, LLC - Testament House (5197) - CCI**

**6907 Tara Blvd., Jonesboro, GA 30236**

**Phone: 404-800-6160**

**Vendor ID# 125386**

**Quarterly Scores (Grades)**

**Current Quarter Score (Grade)**

**Q1: 94.50 (A)**

**Q2: 95.33 (A)**

**95.33%**

**Q3: 88.92 (B+)**

**Q4: 84.72 (B)**

**(A)**

**Program Census Information:**

# Children in Care During  
Quarter: 16

# Placements During  
Quarter: 17

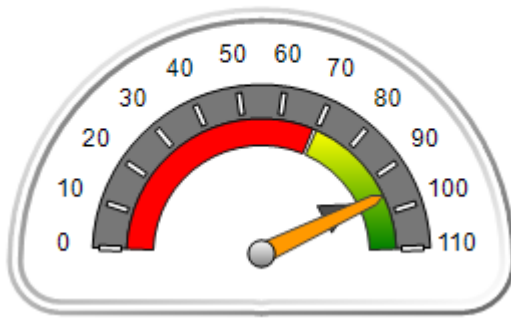
# Children in Care On Last  
Day: 12

**Quarterly Provider Comparisons to All CCIs**

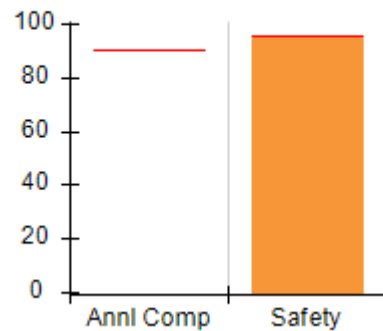
■■■■■■■■ indicates MalTx Threshold

▼ ————— indicates average for all CCIs

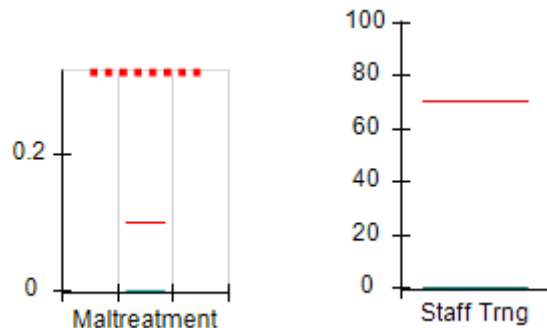
**Overall Score (%)**



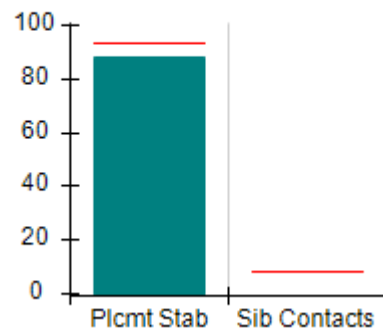
**OPM Monitoring Reviews (%)**



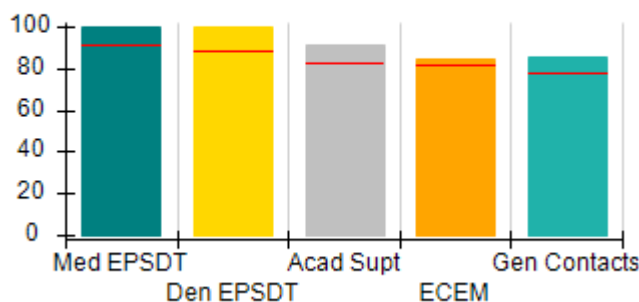
**Safety Outcomes (%)**



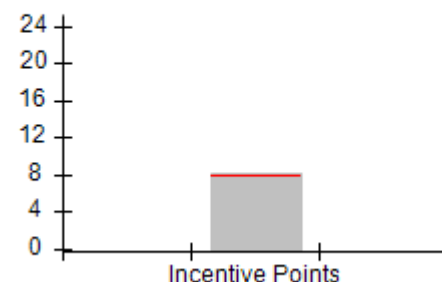
**Permanency Outcomes (%)**



**Well-Being Outcomes (%)**



**Incentives Earned (Points)**





**DHS, DFCS, Office of Provider Management**  
**Performance-Based Placement Measures**  
**RBWO Provider GA+SCORECARD - CCI**



**Report Quarter: Q2 FY2016**

Provider/Program Name: Testament Health & Counseling Services, LLC - Testament House (5197) - CCI				
6907 Tara Blvd., Jonesboro, GA 30236		Quarterly Scores (Grades)		Current Quarter Score (Grade)
Phone: 404-800-6160		Q1: 94.50 (A)	Q2: 95.33 (A)	95.33%
Vendor ID# 125386		Q3: 88.92 (B+)	Q4: 84.72 (B)	(A)
Program Census Information:		# Children in Care During Quarter: 16	# Placements During Quarter: 17	# Children in Care On Last Day: 12
	Avg Performance All CCIs (%)	Provider Performance (%)*	Possible Points (Weight)	Provider Points Earned
<b>OPM Monitoring Reviews</b>				
Annual Comprehensive Reviews	91%	Not Yet Conducted		
Safety Reviews	96%	95%	15	14.27
<b>Monitoring Sub-Total</b>			<b>15</b>	<b>14.27</b>
<b>CCI Safety Outcomes</b>				
Incidence of Maltreatment	0.10%	No Substantiated Reports	10	10.00
Staff Training	70%	0%	4	0.00
<b>Safety Sub-Total</b>			<b>14</b>	<b>10.00</b>
<b>CCI Permanency Outcomes</b>				
Placement Stability	94%	88%	20	17.60
Sibling Contacts	8%	None Planned		
<b>Permanency Sub-Total</b>			<b>20</b>	<b>17.60</b>
<b>CCI Well-Being Outcomes</b>				
EPSDT Medical Visits	91%	100%	4	4.00
EPSDT Dental Visits	88%	100%	4	4.00
Academic Supports	83%	91%	4	3.64
Provider ECEM Visits	81%	84%	7	5.88
Provider General Contacts	77%	85%	7	5.95
<b>Well-Being Sub-Total</b>			<b>26</b>	<b>23.47</b>
*Performance calculation descriptions can be found in the FY 2016 RBWO PBP Measurements and Standards Guide.				

<b>Monitoring &amp; Outcomes: Possible Points = 75</b>	<b>Points Earned = 65.33</b>
<b>Score Before Incentives Credit</b>	<b>87.11%</b>
<b>Incentives Awarded</b>	<b>8.22 pts</b>
<b>PBP Verification</b>	<b>N/A pts</b>
<b>Total Score</b>	<b>95.33%</b>

**Provider/Program Name: Testament Health & Counseling Services, LLC - Testament House (5197) - CCI**



**DHS, DFCS, Office of Provider Management**  
**Performance-Based Placement Measures**  
**RBWO Provider GA+SCORECARD - CCI**



**Report Quarter: Q2 FY2016**

Program Census Information:		# Children in Care During Quarter: 16	# Placements During Quarter: 17	# Children in Care On Last Day: 12
CCI Incentive Credits	Avg Performance All CCIs (Points)	Provider Performance (%)*	Possible Points (Weight)	Provider Points Earned
Early EPSDT Medical Visits		100%	2	2.00
Early EPSDT Dental Visits		100%	2	2.00
Permanency Contacts		None Planned	5	
Additional Academic Supports		11%	2	0.22
Active Agency Accreditation		0%	4	0.00
Staff Clinical Licensure		0%	5	0.00
Behavior Management (threshold = 0)		100%	4	4.00
<b>Incentives Total</b>	<b>7.95</b>		<b>24</b>	<b>8.22</b>
Maximum total combined incentive credit allowed is 10 points.			<b>Incentives Awarded</b>	<b>8.22</b>

\*Performance calculation descriptions can be found in the FY 2016 RBWO PBP Measurements and Standards Guide.

Child Protective Services Investigations and Dispositions		
The following investigations data, which is not used for scoring but is considered significant to a provider's performance, is from Georgia SHINES and is not considered final or complete until the end of the fiscal year.		
Total Reports:	0	
Number Screened In:	0	
Number Screened Out:	0	
Number Substantiated:	0	
Number Unsubstantiated:	0	
Number Active CPS Investigations:	0	



**DHS, DFCS, Office of Provider Management**  
**Performance-Based Placement Measures**  
**RBWO Provider GA+SCORECARD - CCI**  
**Report Quarter: Q2 FY2016**



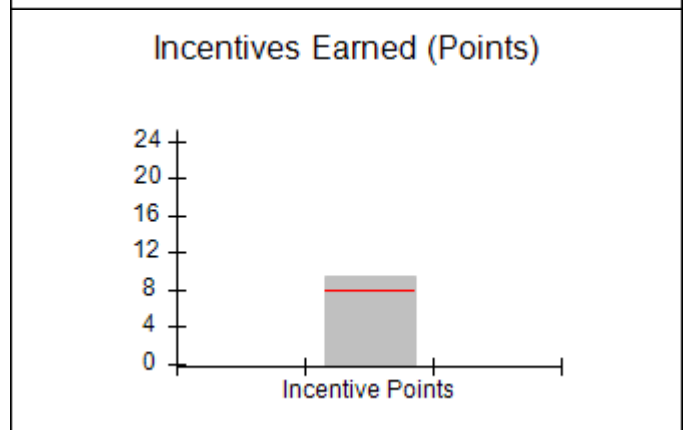
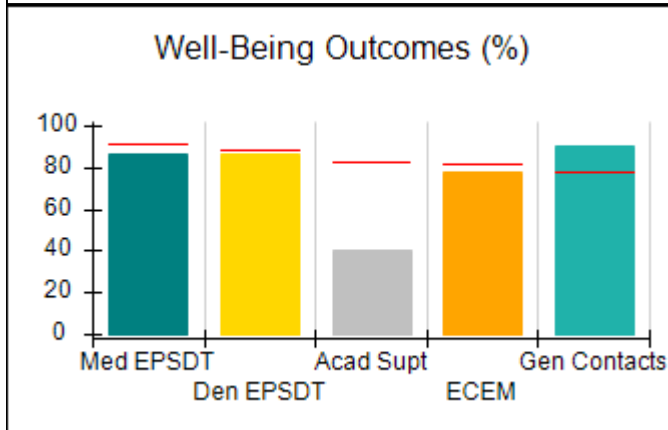
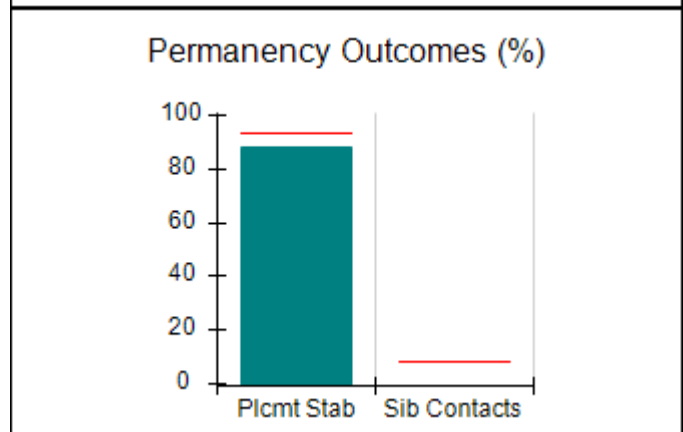
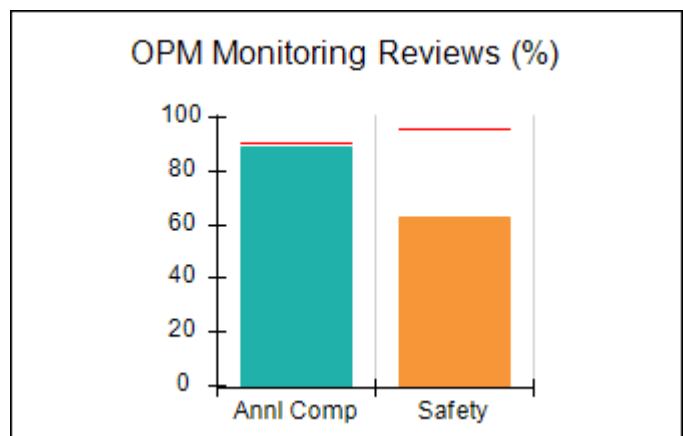
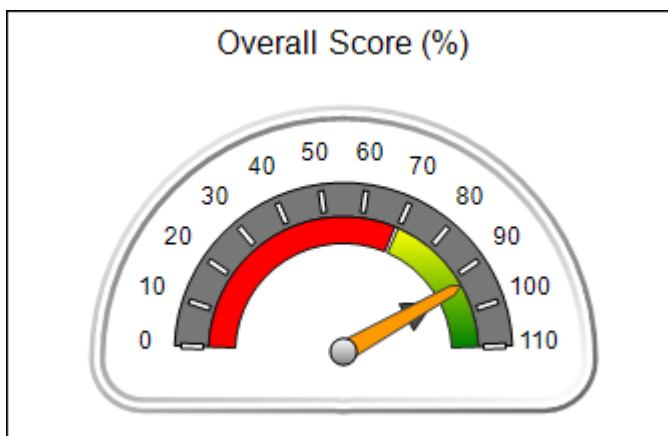
**Provider/Program Name: The Good Shepherd Ranch - (5193) - CCI**

<b>601 Moore Road, Jasper, GA 30143</b>  <b>Phone: 706-337-2728</b>  <b>Vendor ID# 116125</b>	<b>Quarterly Scores (Grades)</b>		<b>Current Quarter Score (Grade)</b>
	<b>Q1: 89.82 (B+)</b>	<b>Q2: 92.89 (A-)</b>	<b>92.89%</b>
	<b>Q3: 67.19 (D+)</b>	<b>Q4: 52.56 (F)</b>	<b>(A-)</b>
<b>Program Census Information:</b>	<b># Children in Care During Quarter: 8</b>	<b># Placements During Quarter: 8</b>	<b># Children in Care On Last Day: 5</b>

**Quarterly Provider Comparisons to All CCIs**

■■■■■■■■ indicates MalTx Threshold

▼ — indicates average for all CCIs







**DHS, DFCS, Office of Provider Management**  
**Performance-Based Placement Measures**  
**RBWO Provider GA+SCORECARD - CCI**  
**Report Quarter: Q2 FY2016**



**Provider/Program Name: The Good Shepherd Ranch - (5193) - CCI**

<b>601 Moore Road, Jasper, GA 30143</b>  <b>Phone: 706-337-2728</b>  <b>Vendor ID# 116125</b>	<b>Quarterly Scores (Grades)</b>		<b>Current Quarter Score (Grade)</b>
	<b>Q1: 89.82 (B+)</b>	<b>Q2: 92.89 (A-)</b>	<b>92.89%</b> <b>(A-)</b>
	<b>Q3: 67.19 (D+)</b>	<b>Q4: 52.56 (F)</b>	

<b>Program Census Information:</b>	<b># Children in Care During Quarter: 8</b>	<b># Placements During Quarter: 8</b>	<b># Children in Care On Last Day: 5</b>
------------------------------------	---	---------------------------------------	--

	<b>Avg Performance All CCIs (%)</b>	<b>Provider Performance (%)*</b>	<b>Possible Points (Weight)</b>	<b>Provider Points Earned</b>
--	-------------------------------------	----------------------------------	---------------------------------	-------------------------------

**OPM Monitoring Reviews**

Annual Comprehensive Reviews	91%	89%	25	22.25
Safety Reviews	96%	63%	15	9.45
<b>Monitoring Sub-Total</b>			<b>40</b>	<b>31.70</b>

**CCI Safety Outcomes**

Incidence of Maltreatment	0.10%	No Substantiated Reports	10	10.00
Staff Training	70%	100%	4	4.00
<b>Safety Sub-Total</b>			<b>14</b>	<b>14.00</b>

**CCI Permanency Outcomes**

Placement Stability	94%	88%	20	17.60
Sibling Contacts	8%	None Planned		
<b>Permanency Sub-Total</b>			<b>20</b>	<b>17.60</b>

**CCI Well-Being Outcomes**

EPSDT Medical Visits	91%	86%	4	3.44
EPSDT Dental Visits	88%	86%	4	3.44
Academic Supports	83%	40%	4	1.60
Provider ECEM Visits	81%	78%	7	5.46
Provider General Contacts	77%	90%	7	6.30
<b>Well-Being Sub-Total</b>			<b>26</b>	<b>20.24</b>

\*Performance calculation descriptions can be found in the FY 2016 RBWO PBP Measurements and Standards Guide.

<b>Monitoring &amp; Outcomes: Possible Points = 100</b>	<b>Points Earned = 83.54</b>
<b>Score Before Incentives Credit</b>	<b>83.54%</b>
<b>Incentives Awarded</b>	<b>9.35 pts</b>
<b>PBP Verification</b>	<b>N/A pts</b>
<b>Total Score</b>	<b>92.89%</b>

**Provider/Program Name: The Good Shepherd Ranch - (5193) - CCI**



**DHS, DFCS, Office of Provider Management**  
**Performance-Based Placement Measures**  
**RBWO Provider GA+SCORECARD - CCI**



**Report Quarter: Q2 FY2016**

Program Census Information:		# Children in Care During Quarter: 8	# Placements During Quarter: 8	# Children in Care On Last Day: 5
CCI Incentive Credits	Avg Performance All CCIs (Points)	Provider Performance (%)*	Possible Points (Weight)	Provider Points Earned
Early EPSDT Medical Visits		50%	2	1.00
Early EPSDT Dental Visits		50%	2	1.00
Permanency Contacts		67%	5	3.35
Additional Academic Supports		0%	2	0.00
Active Agency Accreditation		0%	4	0.00
Staff Clinical Licensure		0%	5	0.00
Behavior Management (threshold = 0)		100%	4	4.00
<b>Incentives Total</b>	<b>7.95</b>		<b>24</b>	<b>9.35</b>
Maximum total combined incentive credit allowed is 10 points.			<b>Incentives Awarded</b>	<b>9.35</b>

\*Performance calculation descriptions can be found in the FY 2016 RBWO PBP Measurements and Standards Guide.

Child Protective Services Investigations and Dispositions		
The following investigations data, which is not used for scoring but is considered significant to a provider's performance, is from Georgia SHINES and is not considered final or complete until the end of the fiscal year.		
Total Reports:	0	
Number Screened In:	0	
Number Screened Out:	0	
Number Substantiated:	0	
Number Unsubstantiated:	0	
Number Active CPS Investigations:	0	



DHS, DFCS, Office of Provider Management  
**Performance-Based Placement Measures**  
**RBWO Provider GA+SCORECARD - CCI**  
Report Quarter: Q2 FY2016



**Provider/Program Name: Treutlen House at New Ebenezer, Inc. - (4228) - CCI**

131 Old Augusta Road Central, Rincon, GA 31326

Phone: 912-754-9797

Vendor ID# 79727

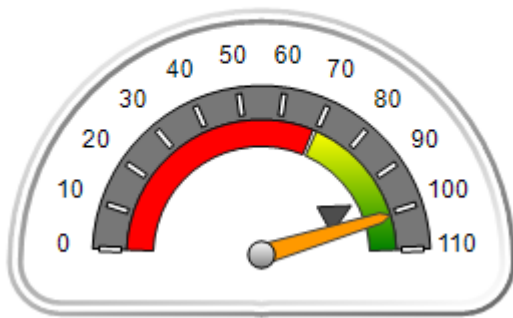
	Quarterly Scores (Grades)		Current Quarter Score (Grade)
	Q1: 98.14 (A+)	Q2: 100.61 (A+)	100.61% (A+)
	Q3: 106.34 (A+)	Q4: 103.09 (A+)	
Program Census Information:	# Children in Care During Quarter: 9	# Placements During Quarter: 9	# Children in Care On Last Day: 6

**Quarterly Provider Comparisons to All CCIs**

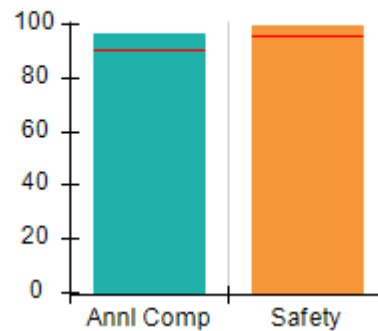
■■■■■■■■ indicates MalTx Threshold

▼ indicates average for all CCIs

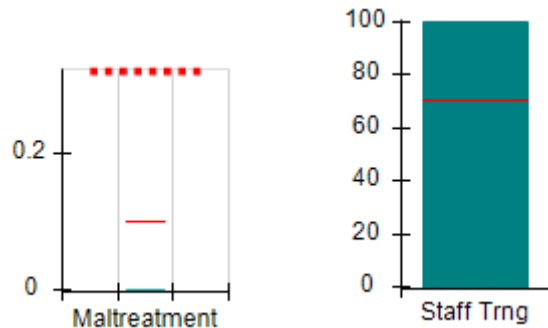
Overall Score (%)



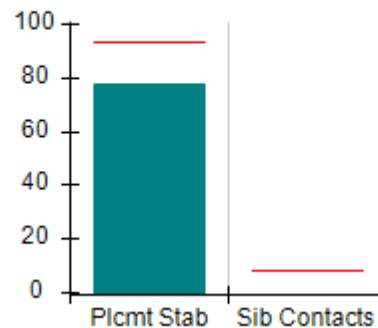
OPM Monitoring Reviews (%)



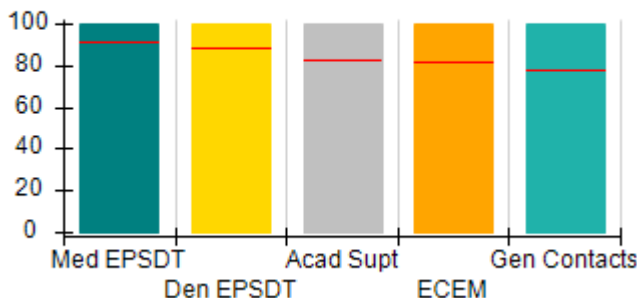
Safety Outcomes (%)



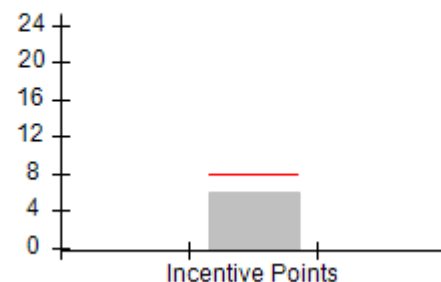
Permanency Outcomes (%)



Well-Being Outcomes (%)



Incentives Earned (Points)





**DHS, DFCS, Office of Provider Management**  
**Performance-Based Placement Measures**  
**RBWO Provider GA+SCORECARD - CCI**  
**Report Quarter: Q2 FY2016**



**Provider/Program Name: Treutlen House at New Ebenezer, Inc. - (4228) - CCI**

<b>131 Old Augusta Road Central, Rincon, GA 31326</b>  <b>Phone: 912-754-9797</b>  <b>Vendor ID# 79727</b>	<b>Quarterly Scores (Grades)</b>		<b>Current Quarter Score (Grade)</b>
	<b>Q1: 98.14 (A+)</b>	<b>Q2: 100.61 (A+)</b>	<b>100.61%</b>
	<b>Q3: 106.34 (A+)</b>	<b>Q4: 103.09 (A+)</b>	<b>(A+)</b>

Program Census Information:	# Children in Care During Quarter: 9	# Placements During Quarter: 9	# Children in Care On Last Day: 6
-----------------------------	--------------------------------------	--------------------------------	-----------------------------------

	<b>Avg Performance All CCIs (%)</b>	<b>Provider Performance (%)*</b>	<b>Possible Points (Weight)</b>	<b>Provider Points Earned</b>
--	-------------------------------------	----------------------------------	---------------------------------	-------------------------------

**OPM Monitoring Reviews**

Annual Comprehensive Reviews	91%	97%	25	24.16
Safety Reviews	96%	100%	15	14.95
<b>Monitoring Sub-Total</b>			<b>40</b>	<b>39.11</b>

**CCI Safety Outcomes**

Incidence of Maltreatment	0.10%	No Substantiated Reports	10	10.00
Staff Training	70%	100%	4	4.00
<b>Safety Sub-Total</b>			<b>14</b>	<b>14.00</b>

**CCI Permanency Outcomes**

Placement Stability	94%	78%	20	15.60
Sibling Contacts	8%	None Planned		
<b>Permanency Sub-Total</b>			<b>20</b>	<b>15.60</b>

**CCI Well-Being Outcomes**

EPSDT Medical Visits	91%	100%	4	4.00
EPSDT Dental Visits	88%	100%	4	4.00
Academic Supports	83%	100%	4	4.00
Provider ECEM Visits	81%	100%	7	7.00
Provider General Contacts	77%	100%	7	7.00
<b>Well-Being Sub-Total</b>			<b>26</b>	<b>26.00</b>

\*Performance calculation descriptions can be found in the FY 2016 RBWO PBP Measurements and Standards Guide.

<b>Monitoring &amp; Outcomes: Possible Points = 100</b>		<b>Points Earned = 94.71</b>	
<b>Score Before Incentives Credit</b>		<b>94.71%</b>	
<b>Incentives Awarded</b>		<b>5.90 pts</b>	
<b>PBP Verification</b>		<b>N/A pts</b>	
<b>Total Score</b>		<b>100.61%</b>	

**Provider/Program Name: Treutlen House at New Ebenezer, Inc. - (4228) - CCI**



**DHS, DFCS, Office of Provider Management**  
**Performance-Based Placement Measures**  
**RBWO Provider GA+SCORECARD - CCI**



**Report Quarter: Q2 FY2016**

Program Census Information:		# Children in Care During Quarter: 9	# Placements During Quarter: 9	# Children in Care On Last Day: 6
CCI Incentive Credits	Avg Performance All CCIs (Points)	Provider Performance (%)*	Possible Points (Weight)	Provider Points Earned
Early EPSDT Medical Visits		Not Eligible	2	
Early EPSDT Dental Visits		Not Eligible	2	
Permanency Contacts		None Planned	5	
Additional Academic Supports		95%	2	1.90
Active Agency Accreditation		0%	4	0.00
Staff Clinical Licensure		0%	5	0.00
Behavior Management (threshold = 0)		100%	4	4.00
<b>Incentives Total</b>	<b>7.95</b>		<b>24</b>	<b>5.90</b>
Maximum total combined incentive credit allowed is 10 points.			<b>Incentives Awarded</b>	<b>5.90</b>

\*Performance calculation descriptions can be found in the FY 2016 RBWO PBP Measurements and Standards Guide.

Child Protective Services Investigations and Dispositions		
The following investigations data, which is not used for scoring but is considered significant to a provider's performance, is from Georgia SHINES and is not considered final or complete until the end of the fiscal year.		
Total Reports:	0	
Number Screened In:	0	
Number Screened Out:	0	
Number Substantiated:	0	
Number Unsubstantiated:	0	
Number Active CPS Investigations:	0	



DHS, DFCS, Office of Provider Management  
**Performance-Based Placement Measures**  
**RBWO Provider GA+SCORECARD - CCI**



Report Quarter: Q2 FY2016

**Provider/Program Name: Turning Point Homes - Ahmonie's Cottage (1003) - CCI**

3847 Waldrop Road, Decatur, GA 30034

Phone: 678-343-1219

Vendor ID# 51758

Quarterly Scores (Grades)

Q1: 87.39 (B+)

Q2: 83.85 (B-)

Q3: 86.90 (B)

Q4: 88.93 (B+)

Current Quarter Score (Grade)

83.85%

(B-)

Program Census Information:

# Children in Care During Quarter: 9

# Placements During Quarter: 9

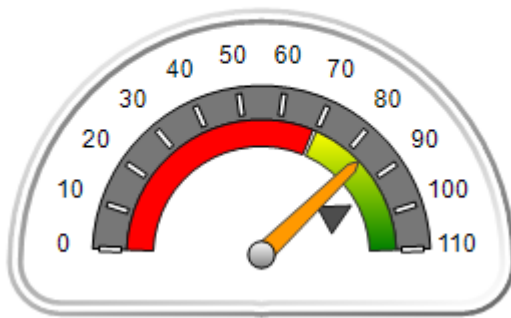
# Children in Care On Last Day: 6

**Quarterly Provider Comparisons to All CCIs**

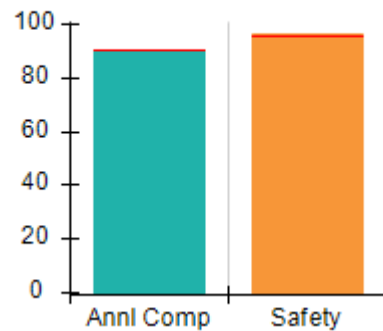
■■■■■■■■ indicates MalTx Threshold

▼ indicates average for all CCIs

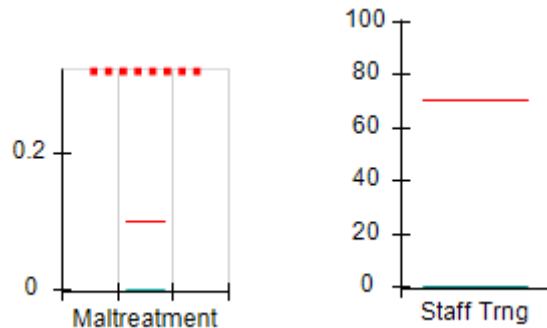
Overall Score (%)



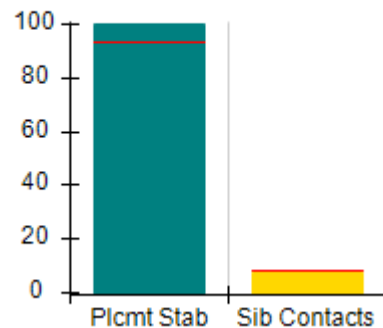
OPM Monitoring Reviews (%)



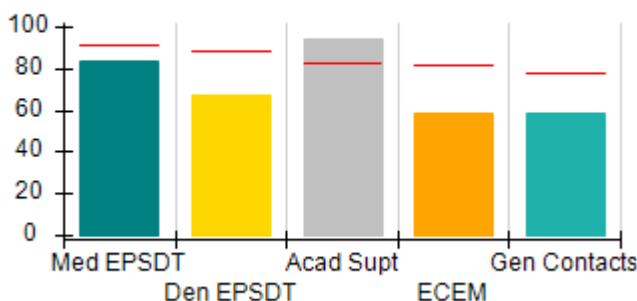
Safety Outcomes (%)



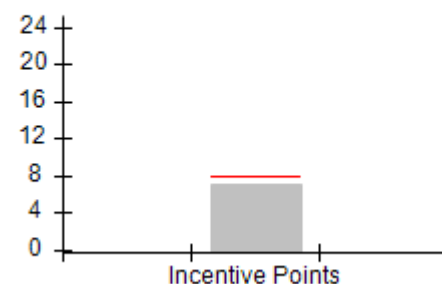
Permanency Outcomes (%)



Well-Being Outcomes (%)



Incentives Earned (Points)





**DHS, DFCS, Office of Provider Management**  
**Performance-Based Placement Measures**  
**RBWO Provider GA+SCORECARD - CCI**  
**Report Quarter: Q2 FY2016**



**Provider/Program Name: Turning Point Homes - Ahmonie's Cottage (1003) - CCI**

<b>3847 Waldrop Road, Decatur, GA 30034</b>  <b>Phone: 678-343-1219</b>  <b>Vendor ID# 51758</b>	<b>Quarterly Scores (Grades)</b>		<b>Current Quarter Score (Grade)</b>
	<b>Q1: 87.39 (B+)</b>	<b>Q2: 83.85 (B-)</b>	<b>83.85%</b>
	<b>Q3: 86.90 (B)</b>	<b>Q4: 88.93 (B+)</b>	<b>(B-)</b>

Program Census Information:	# Children in Care During Quarter: 9	# Placements During Quarter: 9	# Children in Care On Last Day: 6
-----------------------------	--------------------------------------	--------------------------------	-----------------------------------

	<b>Avg Performance All CCIs (%)</b>	<b>Provider Performance (%)*</b>	<b>Possible Points (Weight)</b>	<b>Provider Points Earned</b>
--	-------------------------------------	----------------------------------	---------------------------------	-------------------------------

**OPM Monitoring Reviews**

Annual Comprehensive Reviews	91%	91%	25	22.67
Safety Reviews	96%	97%	15	14.50
<b>Monitoring Sub-Total</b>			<b>40</b>	<b>37.16</b>

**CCI Safety Outcomes**

Incidence of Maltreatment	0.10%	No Substantiated Reports	10	10.00
Staff Training	70%	0%	4	0.00
<b>Safety Sub-Total</b>			<b>14</b>	<b>10.00</b>

**CCI Permanency Outcomes**

Placement Stability	94%	100%	15	15.00
Sibling Contacts	8%	7%	5	0.35
<b>Permanency Sub-Total</b>			<b>20</b>	<b>15.35</b>

**CCI Well-Being Outcomes**

EPSDT Medical Visits	91%	83%	4	3.32
EPSDT Dental Visits	88%	67%	4	2.68
Academic Supports	83%	94%	4	3.76
Provider ECEM Visits	81%	59%	7	4.13
Provider General Contacts	77%	59%	7	4.13
<b>Well-Being Sub-Total</b>			<b>26</b>	<b>18.02</b>

\*Performance calculation descriptions can be found in the FY 2016 RBWO PBP Measurements and Standards Guide.

<b>Monitoring &amp; Outcomes: Possible Points = 100</b>		<b>Points Earned = 80.53</b>	
<b>Score Before Incentives Credit</b>		<b>80.53%</b>	
<b>Incentives Awarded</b>		<b>7.10 pts</b>	
<b>PBP Verification</b>		<b>-3.78 pts</b>	
<b>Total Score</b>		<b>83.85%</b>	

**Provider/Program Name: Turning Point Homes - Ahmonie's Cottage (1003) - CCI**



**DHS, DFCS, Office of Provider Management**  
**Performance-Based Placement Measures**  
**RBWO Provider GA+SCORECARD - CCI**



**Report Quarter: Q2 FY2016**

Program Census Information:		# Children in Care During Quarter: 9	# Placements During Quarter: 9	# Children in Care On Last Day: 6
CCI Incentive Credits	Avg Performance All CCIs (Points)	Provider Performance (%)*	Possible Points (Weight)	Provider Points Earned
Early EPSDT Medical Visits		75%	2	1.50
Early EPSDT Dental Visits		60%	2	1.20
Permanency Contacts		0%	5	0.00
Additional Academic Supports		20%	2	0.40
Active Agency Accreditation		0%	4	0.00
Staff Clinical Licensure		0%	5	0.00
Behavior Management (threshold = 0)		100%	4	4.00
<b>Incentives Total</b>	<b>7.95</b>		<b>24</b>	<b>7.10</b>
Maximum total combined incentive credit allowed is 10 points.			<b>Incentives Awarded</b>	<b>7.10</b>

\*Performance calculation descriptions can be found in the FY 2016 RBWO PBP Measurements and Standards Guide.

Child Protective Services Investigations and Dispositions		
The following investigations data, which is not used for scoring but is considered significant to a provider's performance, is from Georgia SHINES and is not considered final or complete until the end of the fiscal year.		
Total Reports:	0	
Number Screened In:	0	
Number Screened Out:	0	
Number Substantiated:	0	
Number Unsubstantiated:	0	
Number Active CPS Investigations:	0	





**DHS, DFCS, Office of Provider Management**  
**Performance-Based Placement Measures**  
**RBWO Provider GA+SCORECARD - CCI**



**Report Quarter: Q2 FY2016**

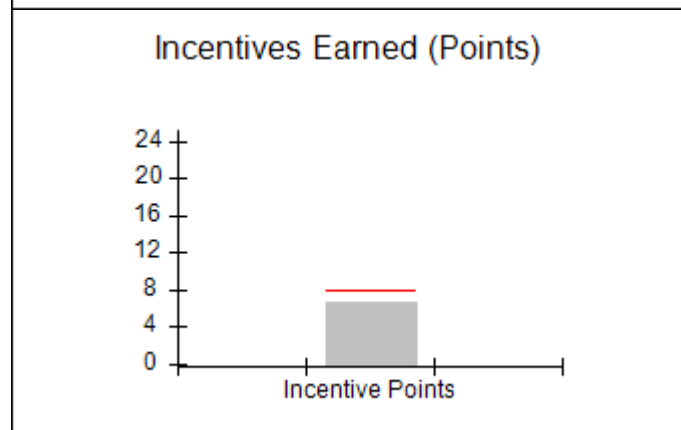
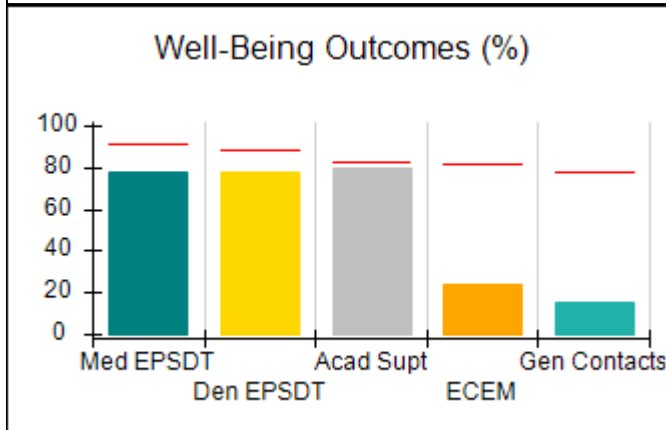
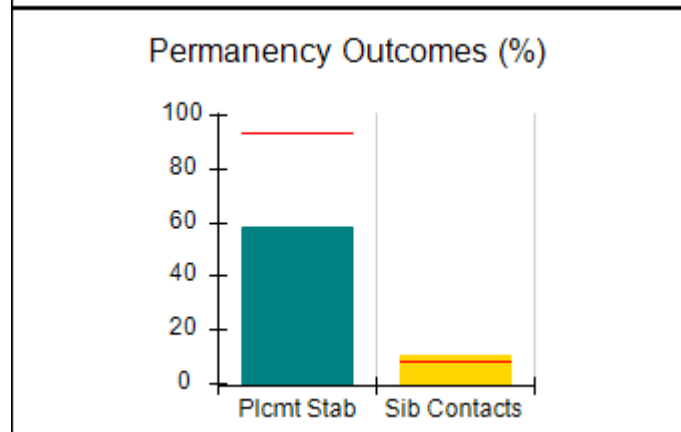
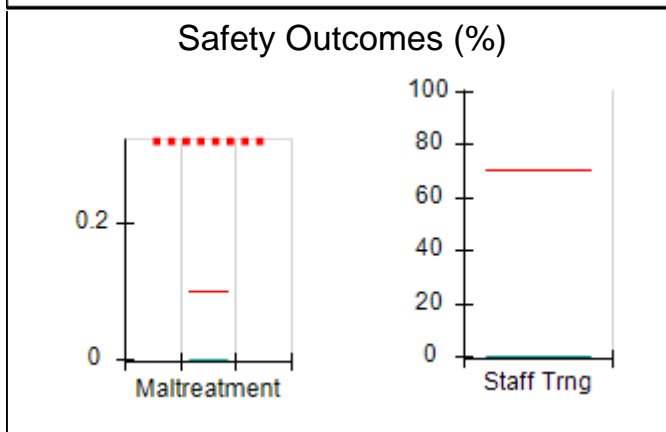
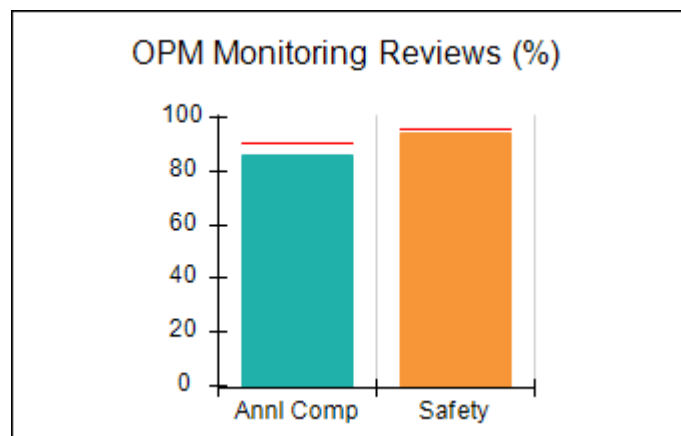
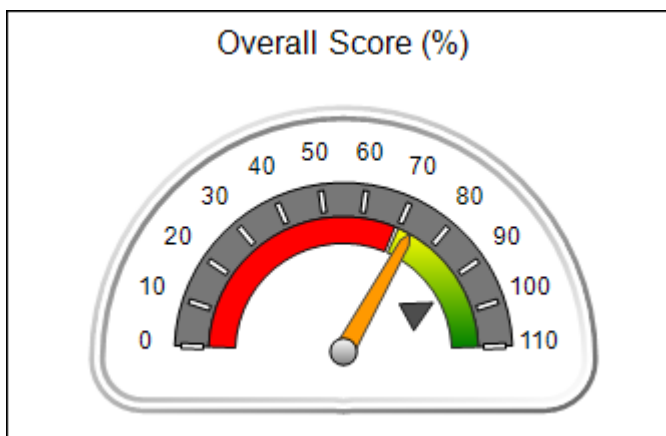
**Provider/Program Name: Turning Point Homes - Francois Cottage (829) - CCI**

<b>3396 Wesley Chapel Rd., Decatur, GA 30034</b>  <b>Phone: 678-343-1219</b>  <b>Vendor ID# 35603</b>	Quarterly Scores (Grades)		Current Quarter Score (Grade)
	Q1: 75.43 (C)	Q2: 73.35 (C-)	<b>73.35%</b> <b>(C-)</b>
	Q3: 73.81 (C-)	Q4: 81.44 (B-)	
Program Census Information:	# Children in Care During Quarter: 12	# Placements During Quarter: 12	# Children in Care On Last Day: 6

**Quarterly Provider Comparisons to All CCIs**

■■■■■■■■ indicates MalTx Threshold

▼ ————— indicates average for all CCIs





**DHS, DFCS, Office of Provider Management**  
**Performance-Based Placement Measures**  
**RBWO Provider GA+SCORECARD - CCI**  
**Report Quarter: Q2 FY2016**



**Provider/Program Name: Turning Point Homes - Francois Cottage (829) - CCI**

<b>3396 Wesley Chapel Rd., Decatur, GA 30034</b>  <b>Phone: 678-343-1219</b>  <b>Vendor ID# 35603</b>		<b>Quarterly Scores (Grades)</b>		<b>Current Quarter Score (Grade)</b>
		<b>Q1: 75.43 (C)</b>	<b>Q2: 73.35 (C-)</b>	<b>73.35%</b>
		<b>Q3: 73.81 (C-)</b>	<b>Q4: 81.44 (B-)</b>	<b>(C-)</b>
Program Census Information:		# Children in Care During Quarter: 12	# Placements During Quarter: 12	# Children in Care On Last Day: 6
	<b>Avg Performance All CCIs (%)</b>	<b>Provider Performance (%)*</b>	<b>Possible Points (Weight)</b>	<b>Provider Points Earned</b>
<b>OPM Monitoring Reviews</b>				
Annual Comprehensive Reviews	91%	86%	25	21.42
Safety Reviews	96%	94%	15	14.13
<b>Monitoring Sub-Total</b>			<b>40</b>	<b>35.54</b>
<b>CCI Safety Outcomes</b>				
Incidence of Maltreatment	0.10%	No Substantiated Reports	10	10.00
Staff Training	70%	0%	4	0.00
<b>Safety Sub-Total</b>			<b>14</b>	<b>10.00</b>
<b>CCI Permanency Outcomes</b>				
Placement Stability	94%	58%	15	8.70
Sibling Contacts	8%	10%	5	0.50
<b>Permanency Sub-Total</b>			<b>20</b>	<b>9.20</b>
<b>CCI Well-Being Outcomes</b>				
EPSDT Medical Visits	91%	78%	4	3.12
EPSDT Dental Visits	88%	78%	4	3.12
Academic Supports	83%	80%	4	3.20
Provider ECEM Visits	81%	24%	7	1.68
Provider General Contacts	77%	16%	7	1.12
<b>Well-Being Sub-Total</b>			<b>26</b>	<b>12.24</b>
*Performance calculation descriptions can be found in the FY 2016 RBWO PBP Measurements and Standards Guide.				

<b>Monitoring &amp; Outcomes: Possible Points = 100</b>		<b>Points Earned = 66.98</b>	
<b>Score Before Incentives Credit</b>		<b>66.98%</b>	
<b>Incentives Awarded</b>		<b>6.55 pts</b>	
<b>PBP Verification</b>		<b>-0.18 pts</b>	
<b>Total Score</b>		<b>73.35%</b>	

**Provider/Program Name: Turning Point Homes - Francois Cottage (829) - CCI**



**DHS, DFCS, Office of Provider Management**  
**Performance-Based Placement Measures**  
**RBWO Provider GA+SCORECARD - CCI**



**Report Quarter: Q2 FY2016**

Program Census Information:		# Children in Care During Quarter: 12	# Placements During Quarter: 12	# Children in Care On Last Day: 6
CCI Incentive Credits	Avg Performance All CCIs (Points)	Provider Performance (%)*	Possible Points (Weight)	Provider Points Earned
Early EPSDT Medical Visits		33%	2	0.66
Early EPSDT Dental Visits		50%	2	1.00
Permanency Contacts		5%	5	0.25
Additional Academic Supports		32%	2	0.64
Active Agency Accreditation		0%	4	0.00
Staff Clinical Licensure		0%	5	0.00
Behavior Management (threshold = 0)		100%	4	4.00
<b>Incentives Total</b>	<b>7.95</b>		<b>24</b>	<b>6.55</b>
Maximum total combined incentive credit allowed is 10 points.			<b>Incentives Awarded</b>	<b>6.55</b>

\*Performance calculation descriptions can be found in the FY 2016 RBWO PBP Measurements and Standards Guide.

Child Protective Services Investigations and Dispositions		
The following investigations data, which is not used for scoring but is considered significant to a provider's performance, is from Georgia SHINES and is not considered final or complete until the end of the fiscal year.		
Total Reports:	3	
Number Screened In:	0	
Number Screened Out:	3	
Number Substantiated:	0	
Number Unsubstantiated:	0	
Number Active CPS Investigations:	0	



**DHS, DFCS, Office of Provider Management**  
**Performance-Based Placement Measures**  
**RBWO Provider GA+SCORECARD - CCI**  
**Report Quarter: Q2 FY2016**



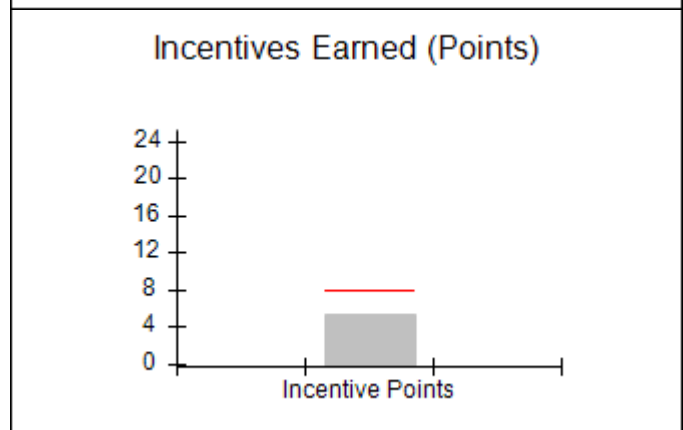
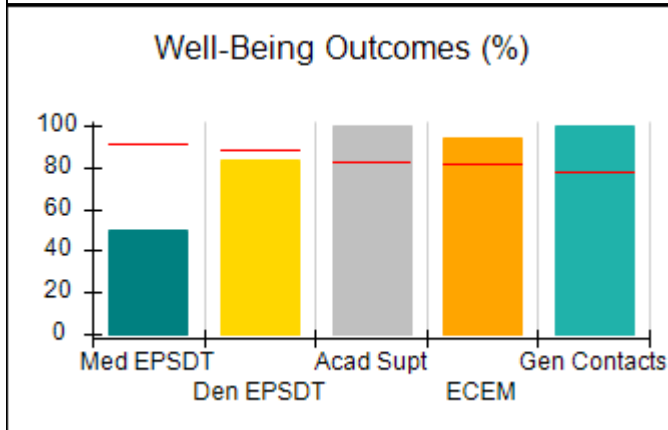
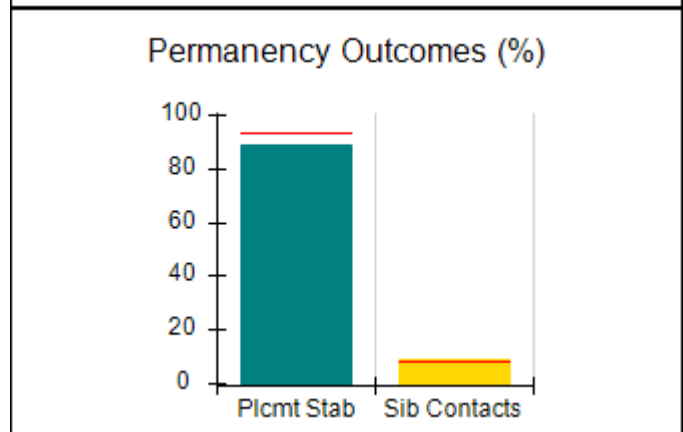
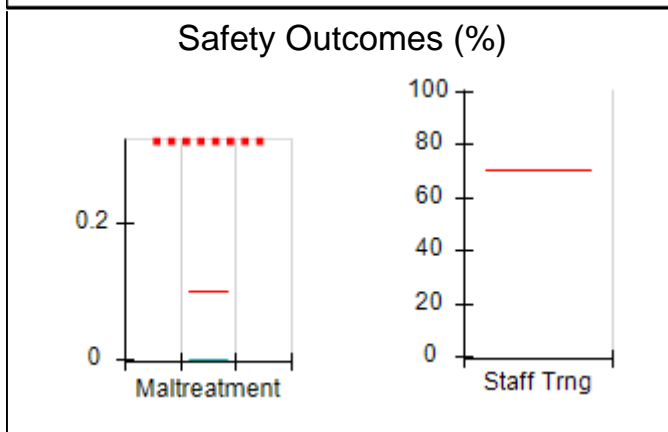
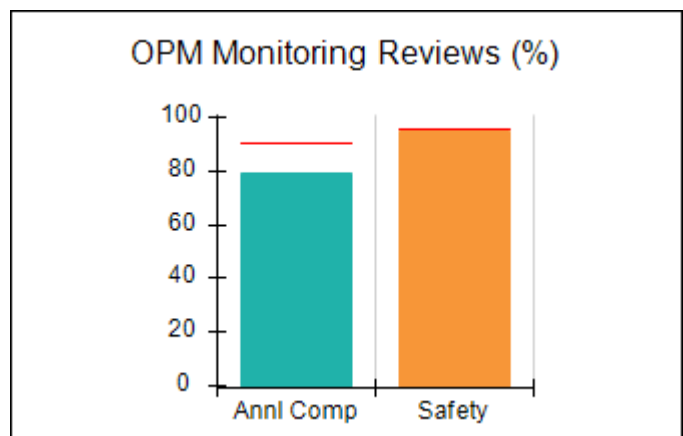
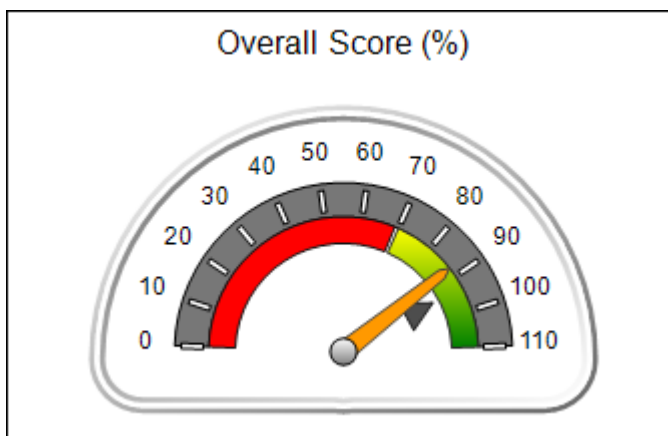
**Provider/Program Name: Turning Point Homes - Joshua Cottage I (830) - CCI**

<b>672 Kenilworth Cir., Stone Mountain, GA 30083</b>  <b>Phone: 678-343-1219</b>  <b>Vendor ID# 35602</b>	Quarterly Scores (Grades)		Current Quarter Score (Grade)
	Q1: 90.16 (A-)	Q2: 87.39 (B+)	<b>87.39%</b> <b>(B+)</b>
	Q3: 93.89 (A-)	Q4: 89.92 (B+)	
Program Census Information:	# Children in Care During Quarter: 9	# Placements During Quarter: 9	# Children in Care On Last Day: 6

**Quarterly Provider Comparisons to All CCIs**

■■■■■■■■ indicates MalTx Threshold

▼ ————— indicates average for all CCIs





**DHS, DFCS, Office of Provider Management**  
**Performance-Based Placement Measures**  
**RBWO Provider GA+SCORECARD - CCI**  
**Report Quarter: Q2 FY2016**



**Provider/Program Name: Turning Point Homes - Joshua Cottage I (830) - CCI**

<b>672 Kenilworth Cir., Stone Mountain, GA 30083</b>  <b>Phone: 678-343-1219</b>  <b>Vendor ID# 35602</b>	<b>Quarterly Scores (Grades)</b>		<b>Current Quarter Score (Grade)</b>
	<b>Q1: 90.16 (A-)</b>	<b>Q2: 87.39 (B+)</b>	<b>87.39%</b>
	<b>Q3: 93.89 (A-)</b>	<b>Q4: 89.92 (B+)</b>	<b>(B+)</b>

Program Census Information:	# Children in Care During Quarter: 9	# Placements During Quarter: 9	# Children in Care On Last Day: 6
-----------------------------	--------------------------------------	--------------------------------	-----------------------------------

	Avg Performance All CCIs (%)	Provider Performance (%)*	Possible Points (Weight)	Provider Points Earned
--	------------------------------	---------------------------	--------------------------	------------------------

**OPM Monitoring Reviews**

Annual Comprehensive Reviews	91%	79%	25	19.83
Safety Reviews	96%	95%	15	14.25
<b>Monitoring Sub-Total</b>			<b>40</b>	<b>34.08</b>

**CCI Safety Outcomes**

Incidence of Maltreatment	0.10%	No Substantiated Reports	14	14.00
Staff Training	70%	Not Eligible		
<b>Safety Sub-Total</b>			<b>14</b>	<b>14.00</b>

**CCI Permanency Outcomes**

Placement Stability	94%	89%	15	13.35
Sibling Contacts	8%	9%	5	0.45
<b>Permanency Sub-Total</b>			<b>20</b>	<b>13.80</b>

**CCI Well-Being Outcomes**

EPSDT Medical Visits	91%	50%	4	2.00
EPSDT Dental Visits	88%	83%	4	3.32
Academic Supports	83%	100%	4	4.00
Provider ECEM Visits	81%	94%	7	6.58
Provider General Contacts	77%	100%	7	7.00
<b>Well-Being Sub-Total</b>			<b>26</b>	<b>22.90</b>

\*Performance calculation descriptions can be found in the FY 2016 RBWO PBP Measurements and Standards Guide.

<b>Monitoring &amp; Outcomes: Possible Points = 100</b>		<b>Points Earned = 84.78</b>	
<b>Score Before Incentives Credit</b>		<b>84.78%</b>	
<b>Incentives Awarded</b>		<b>5.28 pts</b>	
<b>PBP Verification</b>		<b>-2.67 pts</b>	
<b>Total Score</b>		<b>87.39%</b>	

**Provider/Program Name: Turning Point Homes - Joshua Cottage I (830) - CCI**



**DHS, DFCS, Office of Provider Management**  
**Performance-Based Placement Measures**  
**RBWO Provider GA+SCORECARD - CCI**



**Report Quarter: Q2 FY2016**

Program Census Information:		# Children in Care During Quarter: 9	# Placements During Quarter: 9	# Children in Care On Last Day: 6
CCI Incentive Credits	Avg Performance All CCIs (Points)	Provider Performance (%)*	Possible Points (Weight)	Provider Points Earned
Early EPSDT Medical Visits		0%	2	0.00
Early EPSDT Dental Visits		0%	2	0.00
Permanency Contacts		0%	5	0.00
Additional Academic Supports		64%	2	1.28
Active Agency Accreditation		0%	4	0.00
Staff Clinical Licensure		0%	5	0.00
Behavior Management (threshold = 0)		100%	4	4.00
<b>Incentives Total</b>	<b>7.95</b>		<b>24</b>	<b>5.28</b>
Maximum total combined incentive credit allowed is 10 points.			<b>Incentives Awarded</b>	<b>5.28</b>
*Performance calculation descriptions can be found in the FY 2016 RBWO PBP Measurements and Standards Guide.				

Child Protective Services Investigations and Dispositions		
The following investigations data, which is not used for scoring but is considered significant to a provider's performance, is from Georgia SHINES and is not considered final or complete until the end of the fiscal year.		
Total Reports:	0	
Number Screened In:	0	
Number Screened Out:	0	
Number Substantiated:	0	
Number Unsubstantiated:	0	
Number Active CPS Investigations:	0	



DHS, DFCS, Office of Provider Management  
**Performance-Based Placement Measures**  
**RBWO Provider GA+SCORECARD - CCI**  
Report Quarter: Q2 FY2016



**Provider/Program Name: Turning Point Homes - Turning Point Cottage (833) - CCI**

3392 Wesley Chapel Rd., Decatur, GA 30034

Phone: 678-343-1219

Vendor ID# 35604

**Quarterly Scores (Grades)**

Q1: 90.73 (A-)

Q2: 76.71 (C)

Q3: 73.59 (C-)

Q4: 84.21 (B)

**Current Quarter Score (Grade)**

**76.71%**

**(C)**

Program Census Information:

# Children in Care During  
Quarter: 13

# Placements During  
Quarter: 13

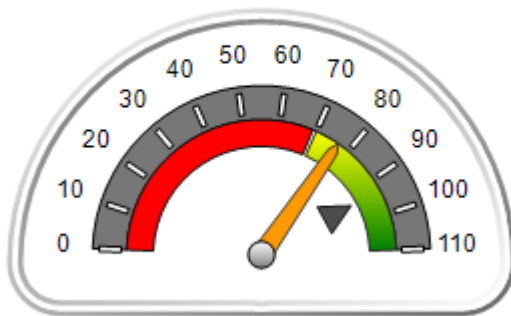
# Children in Care On Last  
Day: 7

**Quarterly Provider Comparisons to All CCIs**

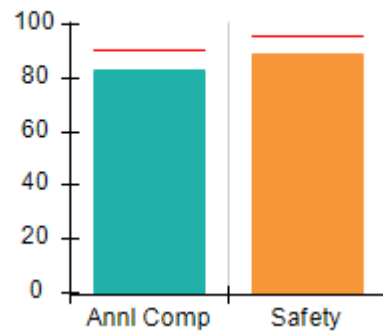
■■■■■■■■ indicates MalTx Threshold

▼ indicates average for all CCIs

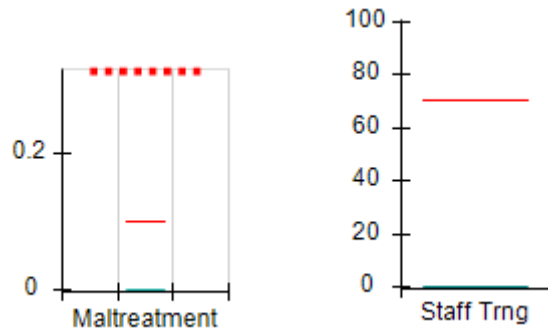
**Overall Score (%)**



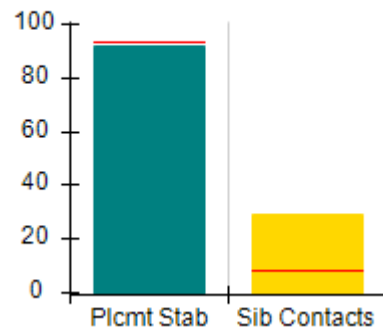
**OPM Monitoring Reviews (%)**



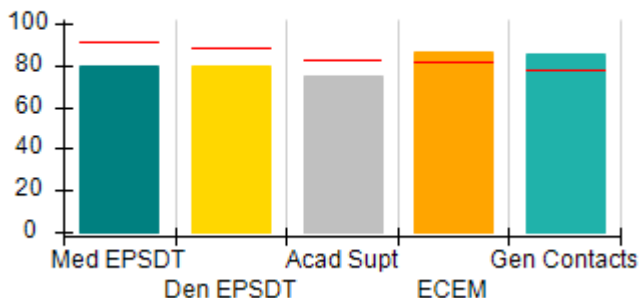
**Safety Outcomes (%)**



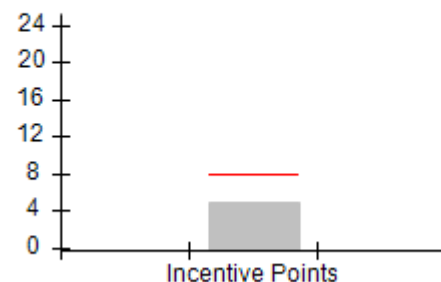
**Permanency Outcomes (%)**



**Well-Being Outcomes (%)**



**Incentives Earned (Points)**





**DHS, DFCS, Office of Provider Management**  
**Performance-Based Placement Measures**  
**RBWO Provider GA+SCORECARD - CCI**  
**Report Quarter: Q2 FY2016**



Provider/Program Name: Turning Point Homes - Turning Point Cottage (833) - CCI				
3392 Wesley Chapel Rd., Decatur, GA 30034 Phone: 678-343-1219 Vendor ID# 35604		Quarterly Scores (Grades)		Current Quarter Score (Grade)
		Q1: 90.73 (A-)	Q2: 76.71 (C)	<b>76.71%</b> <b>(C)</b>
		Q3: 73.59 (C-)	Q4: 84.21 (B)	
Program Census Information:		# Children in Care During Quarter: 13	# Placements During Quarter: 13	# Children in Care On Last Day: 7
	Avg Performance All CCIs (%)	Provider Performance (%)*	Possible Points (Weight)	Provider Points Earned
<b>OPM Monitoring Reviews</b>				
Annual Comprehensive Reviews	91%	83%	25	20.75
Safety Reviews	96%	89%	15	13.40
<b>Monitoring Sub-Total</b>			<b>40</b>	<b>34.15</b>
<b>CCI Safety Outcomes</b>				
Incidence of Maltreatment	0.10%	No Substantiated Reports	10	10.00
Staff Training	70%	0%	4	0.00
<b>Safety Sub-Total</b>			<b>14</b>	<b>10.00</b>
<b>CCI Permanency Outcomes</b>				
Placement Stability	94%	92%	15	13.80
Sibling Contacts	8%	29%	5	1.45
<b>Permanency Sub-Total</b>			<b>20</b>	<b>15.25</b>
<b>CCI Well-Being Outcomes</b>				
EPSDT Medical Visits	91%	80%	4	3.20
EPSDT Dental Visits	88%	80%	4	3.20
Academic Supports	83%	75%	4	3.00
Provider ECEM Visits	81%	86%	7	6.02
Provider General Contacts	77%	85%	7	5.95
<b>Well-Being Sub-Total</b>			<b>26</b>	<b>21.37</b>
*Performance calculation descriptions can be found in the FY 2016 RBWO PBP Measurements and Standards Guide.				

<b>Monitoring &amp; Outcomes: Possible Points = 100</b>	<b>Points Earned = 80.77</b>
<b>Score Before Incentives Credit</b>	<b>80.77%</b>
<b>Incentives Awarded</b>	<b>4.88 pts</b>
<b>PBP Verification</b>	<b>-8.94 pts</b>
<b>Total Score</b>	<b>76.71%</b>

<b>Provider/Program Name: Turning Point Homes - Turning Point Cottage (833) - CCI</b>
---





**DHS, DFCS, Office of Provider Management**  
**Performance-Based Placement Measures**  
**RBWO Provider GA+SCORECARD - CCI**



**Report Quarter: Q2 FY2016**

Program Census Information:		# Children in Care During Quarter: 13	# Placements During Quarter: 13	# Children in Care On Last Day: 7
CCI Incentive Credits	Avg Performance All CCIs (Points)	Provider Performance (%)*	Possible Points (Weight)	Provider Points Earned
Early EPSDT Medical Visits		0%	2	0.00
Early EPSDT Dental Visits		0%	2	0.00
Permanency Contacts		0%	5	0.00
Additional Academic Supports		44%	2	0.88
Active Agency Accreditation		0%	4	0.00
Staff Clinical Licensure		0%	5	0.00
Behavior Management (threshold = 0)		100%	4	4.00
<b>Incentives Total</b>	<b>7.95</b>		<b>24</b>	<b>4.88</b>
Maximum total combined incentive credit allowed is 10 points.			<b>Incentives Awarded</b>	<b>4.88</b>
*Performance calculation descriptions can be found in the FY 2016 RBWO PBP Measurements and Standards Guide.				

### Child Protective Services Investigations and Dispositions

The following investigations data, which is not used for scoring but is considered significant to a provider's performance, is from Georgia SHINES and is not considered final or complete until the end of the fiscal year.

Total Reports:	0
Number Screened In:	0
Number Screened Out:	0
Number Substantiated:	0
Number Unsubstantiated:	0
Number Active CPS Investigations:	0



DHS, DFCS, Office of Provider Management  
**Performance-Based Placement Measures**  
**RBWO Provider GA+SCORECARD - CCI**



Report Quarter: Q2 FY2016

**Provider/Program Name: Twin Cedars Youth Services (formerly Georgia Industrial Children's Home) - Campus of Twin Cedar Youth Service (4340) - CCI**

4690 N. Mumford Rd., Macon, GA 31210

Phone: 478-474-8220

Vendor ID# 78675

Quarterly Scores (Grades)

Current Quarter Score (Grade)

Q1: 96.05 (A)

Q2: 95.41 (A)

95.41%

Q3: 87.07 (B+)

Q4: 82.11 (B-)

(A)

Program Census Information:

# Children in Care During Quarter: 54

# Placements During Quarter: 54

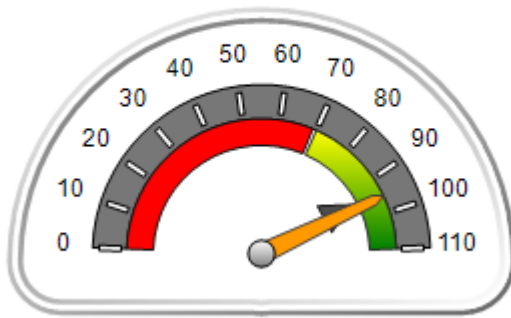
# Children in Care On Last Day: 34

**Quarterly Provider Comparisons to All CCIs**

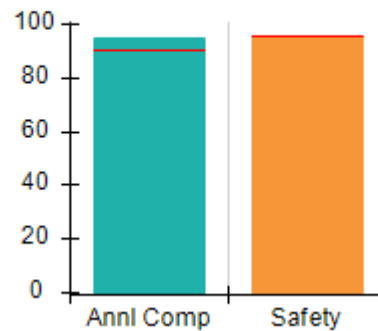
■■■■■■■■ indicates MalTx Threshold

▼ indicates average for all CCIs

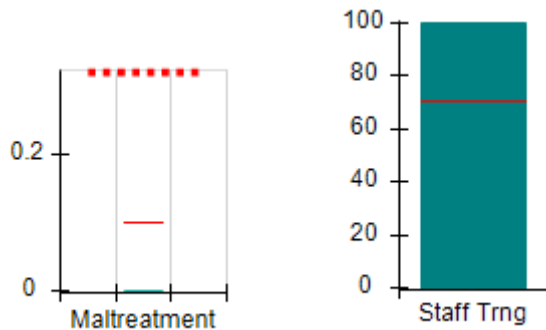
Overall Score (%)



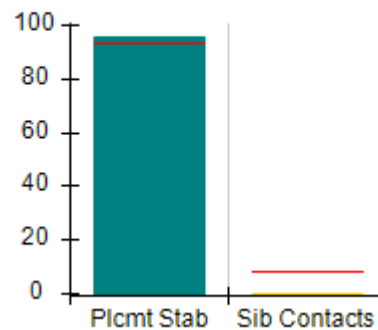
OPM Monitoring Reviews (%)



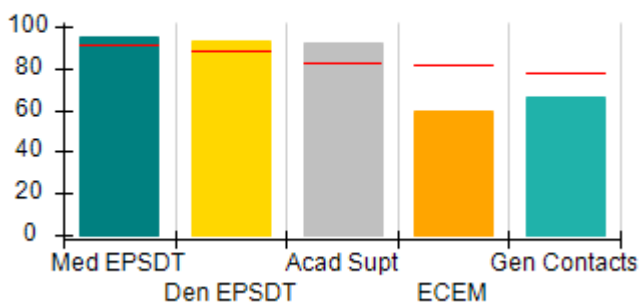
Safety Outcomes (%)



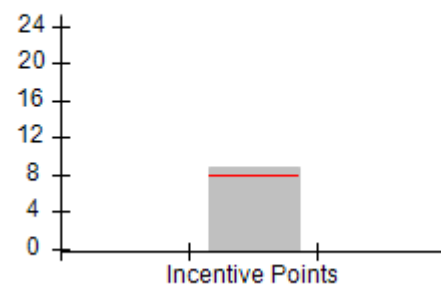
Permanency Outcomes (%)



Well-Being Outcomes (%)



Incentives Earned (Points)





**DHS, DFCS, Office of Provider Management**  
**Performance-Based Placement Measures**  
**RBWO Provider GA+SCORECARD - CCI**



**Report Quarter: Q2 FY2016**

<b>Provider/Program Name: Twin Cedars Youth Services (formerly Georgia Industrial Children's Home) - Campus of Twin Cedar Youth Service (4340) - CCI</b>				
<b>4690 N. Mumford Rd., Macon, GA 31210</b>		<b>Quarterly Scores (Grades)</b>		<b>Current Quarter Score (Grade)</b>
<b>Phone: 478-474-8220</b>		<b>Q1: 96.05 (A)</b>	<b>Q2: 95.41 (A)</b>	<b>95.41%</b>
<b>Vendor ID# 78675</b>		<b>Q3: 87.07 (B+)</b>	<b>Q4: 82.11 (B-)</b>	<b>(A)</b>
<b>Program Census Information:</b>		<b># Children in Care During Quarter: 54</b>	<b># Placements During Quarter: 54</b>	<b># Children in Care On Last Day: 34</b>
	<b>Avg Performance All CCIs (%)</b>	<b>Provider Performance (%)*</b>	<b>Possible Points (Weight)</b>	<b>Provider Points Earned</b>
<b>OPM Monitoring Reviews</b>				
Annual Comprehensive Reviews	91%	95%	25	23.75
Safety Reviews	96%	96%	15	14.40
<b>Monitoring Sub-Total</b>			<b>40</b>	<b>38.15</b>
<b>CCI Safety Outcomes</b>				
Incidence of Maltreatment	0.10%	No Substantiated Reports	10	10.00
Staff Training	70%	100%	4	4.00
<b>Safety Sub-Total</b>			<b>14</b>	<b>14.00</b>
<b>CCI Permanency Outcomes</b>				
Placement Stability	94%	96%	15	14.40
Sibling Contacts	8%	0%	5	0.00
<b>Permanency Sub-Total</b>			<b>20</b>	<b>14.40</b>
<b>CCI Well-Being Outcomes</b>				
EPSDT Medical Visits	91%	95%	4	3.80
EPSDT Dental Visits	88%	93%	4	3.72
Academic Supports	83%	92%	4	3.68
Provider ECEM Visits	81%	60%	7	4.20
Provider General Contacts	77%	66%	7	4.62
<b>Well-Being Sub-Total</b>			<b>26</b>	<b>20.02</b>
*Performance calculation descriptions can be found in the FY 2016 RBWO PBP Measurements and Standards Guide.				

<b>Monitoring &amp; Outcomes: Possible Points = 100</b>		<b>Points Earned = 86.57</b>	
<b>Score Before Incentives Credit</b>			<b>86.57%</b>
<b>Incentives Awarded</b>			<b>8.84 pts</b>
<b>PBP Verification</b>			<b>N/A pts</b>
<b>Total Score</b>			<b>95.41%</b>

**Provider/Program Name: Twin Cedars Youth Services (formerly Georgia Industrial Children's Home) - Campus of Twin Cedar Youth Service (4340) - CCI**



**DHS, DFCS, Office of Provider Management**  
**Performance-Based Placement Measures**  
**RBWO Provider GA+SCORECARD - CCI**



**Report Quarter: Q2 FY2016**

Program Census Information:		# Children in Care During Quarter: 54	# Placements During Quarter: 54	# Children in Care On Last Day: 34
CCI Incentive Credits	Avg Performance All CCIs (Points)	Provider Performance (%)*	Possible Points (Weight)	Provider Points Earned
Early EPSDT Medical Visits		67%	2	1.34
Early EPSDT Dental Visits		75%	2	1.50
Permanency Contacts		0%	5	0.00
Additional Academic Supports		0%	2	0.00
Active Agency Accreditation		50%	4	2.00
Staff Clinical Licensure		0%	5	0.00
Behavior Management (threshold = 0)		100%	4	4.00
<b>Incentives Total</b>	<b>7.95</b>		<b>24</b>	<b>8.84</b>
Maximum total combined incentive credit allowed is 10 points.			<b>Incentives Awarded</b>	<b>8.84</b>

\*Performance calculation descriptions can be found in the FY 2016 RBWO PBP Measurements and Standards Guide.

Child Protective Services Investigations and Dispositions		
The following investigations data, which is not used for scoring but is considered significant to a provider's performance, is from Georgia SHINES and is not considered final or complete until the end of the fiscal year.		
Total Reports:	2	
Number Screened In:	1	
Number Screened Out:	1	
Number Substantiated:	0	
Number Unsubstantiated:	0	
Number Active CPS Investigations:	1	



**DHS, DFCS, Office of Provider Management**  
**Performance-Based Placement Measures**  
**RBWO Provider GA+SCORECARD - CCI**



**Report Quarter: Q2 FY2016**

**Provider/Program Name: Twin Cedars Youth Services - Anne Elizabeth Shepherd (835) - CCI**

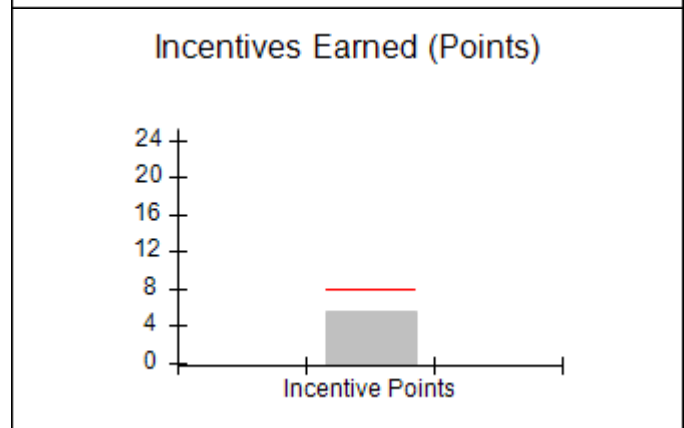
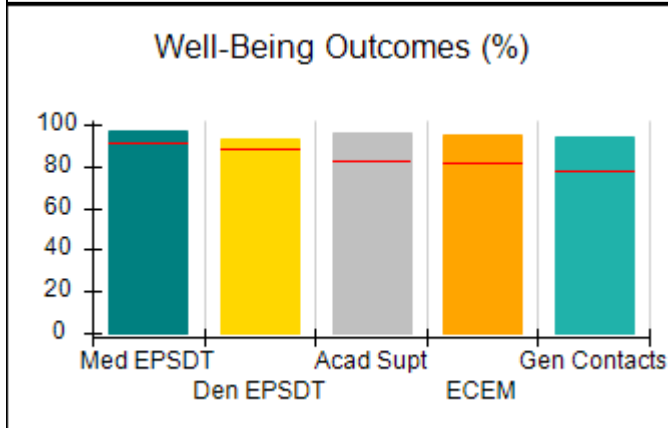
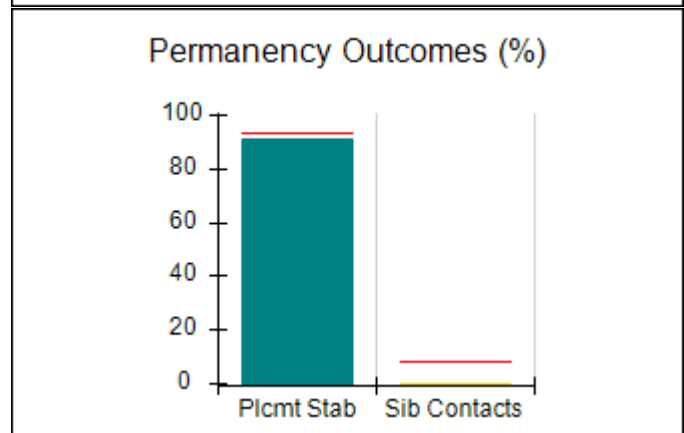
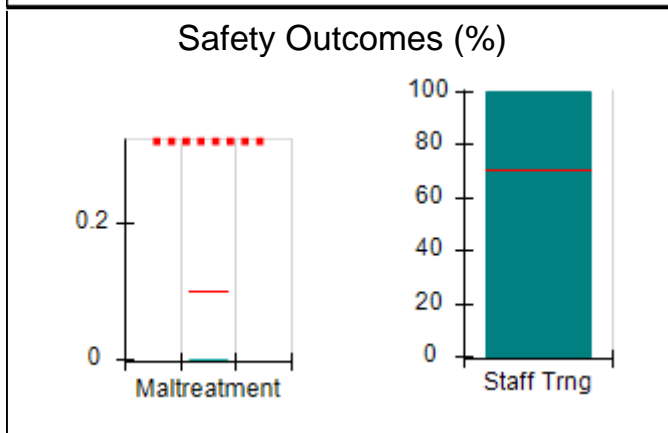
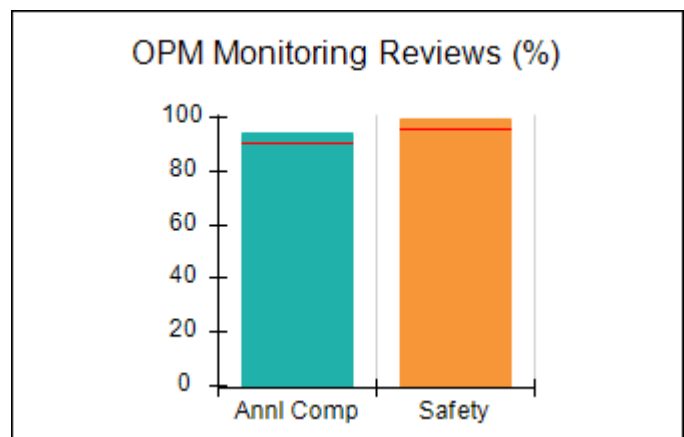
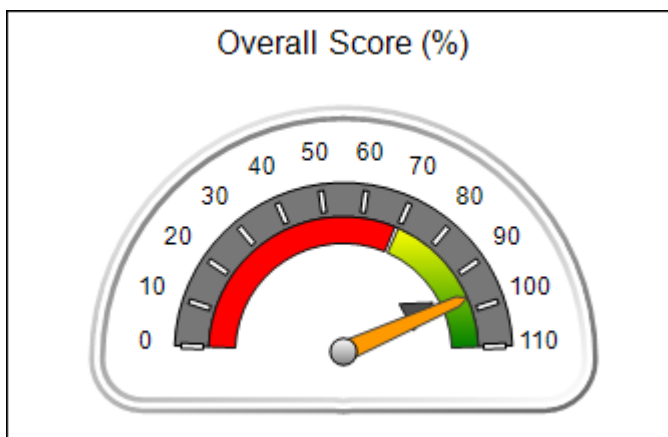
<b>751 Double Churches Rd., Columbus, GA 31904</b>  <b>Phone: 706-322-8984</b>  <b>Vendor ID# 35615</b>	Quarterly Scores (Grades)		Current Quarter Score (Grade)
	Q1: 105.70 (A+)	Q2: 96.44 (A)	<b>96.44%</b>
	Q3: 98.19 (A+)	Q4: 107.81 (A+)	<b>(A)</b>

Program Census Information:	# Children in Care During Quarter: 35	# Placements During Quarter: 35	# Children in Care On Last Day: 22
-----------------------------	---------------------------------------	---------------------------------	------------------------------------

**Quarterly Provider Comparisons to All CCIs**

■■■■■■■■ indicates MalTx Threshold

▼ ————— indicates average for all CCIs





**DHS, DFCS, Office of Provider Management**  
**Performance-Based Placement Measures**  
**RBWO Provider GA+SCORECARD - CCI**



**Report Quarter: Q2 FY2016**

**Provider/Program Name: Twin Cedars Youth Services - Anne Elizabeth Shepherd (835) - CCI**

<b>751 Double Churches Rd., Columbus, GA 31904</b>  <b>Phone: 706-322-8984</b>  <b>Vendor ID# 35615</b>	<b>Quarterly Scores (Grades)</b>		<b>Current Quarter Score (Grade)</b>
	<b>Q1: 105.70 (A+)</b>	<b>Q2: 96.44 (A)</b>	<b>96.44%</b>
	<b>Q3: 98.19 (A+)</b>	<b>Q4: 107.81 (A+)</b>	<b>(A)</b>

Program Census Information:	# Children in Care During Quarter: 35	# Placements During Quarter: 35	# Children in Care On Last Day: 22
-----------------------------	---------------------------------------	---------------------------------	------------------------------------

	<b>Avg Performance All CCIs (%)</b>	<b>Provider Performance (%)*</b>	<b>Possible Points (Weight)</b>	<b>Provider Points Earned</b>
--	-------------------------------------	----------------------------------	---------------------------------	-------------------------------

**OPM Monitoring Reviews**

Annual Comprehensive Reviews	91%	94%	25	23.62
Safety Reviews	96%	99%	15	14.88
<b>Monitoring Sub-Total</b>			<b>40</b>	<b>38.50</b>

**CCI Safety Outcomes**

Incidence of Maltreatment	0.10%	No Substantiated Reports	10	10.00
Staff Training	70%	100%	4	4.00
<b>Safety Sub-Total</b>			<b>14</b>	<b>14.00</b>

**CCI Permanency Outcomes**

Placement Stability	94%	91%	15	13.65
Sibling Contacts	8%	0%	5	0.00
<b>Permanency Sub-Total</b>			<b>20</b>	<b>13.65</b>

**CCI Well-Being Outcomes**

EPSDT Medical Visits	91%	97%	4	3.88
EPSDT Dental Visits	88%	93%	4	3.72
Academic Supports	83%	96%	4	3.84
Provider ECEM Visits	81%	95%	7	6.65
Provider General Contacts	77%	94%	7	6.58
<b>Well-Being Sub-Total</b>			<b>26</b>	<b>24.67</b>

\*Performance calculation descriptions can be found in the FY 2016 RBWO PBP Measurements and Standards Guide.

<b>Monitoring &amp; Outcomes: Possible Points = 100</b>		<b>Points Earned = 90.82</b>	
<b>Score Before Incentives Credit</b>			<b>90.82%</b>
<b>Incentives Awarded</b>			<b>5.62 pts</b>
<b>PBP Verification</b>			<b>0.00 pts</b>
<b>Total Score</b>			<b>96.44%</b>

**Provider/Program Name: Twin Cedars Youth Services - Anne Elizabeth Shepherd (835) - CCI**



**DHS, DFCS, Office of Provider Management**  
**Performance-Based Placement Measures**  
**RBWO Provider GA+SCORECARD - CCI**



**Report Quarter: Q2 FY2016**

Program Census Information:		# Children in Care During Quarter: 35	# Placements During Quarter: 35	# Children in Care On Last Day: 22
CCI Incentive Credits	Avg Performance All CCIs (Points)	Provider Performance (%)*	Possible Points (Weight)	Provider Points Earned
Early EPSDT Medical Visits		88%	2	1.76
Early EPSDT Dental Visits		71%	2	1.42
Permanency Contacts		0%	5	0.00
Additional Academic Supports		22%	2	0.44
Active Agency Accreditation		50%	4	2.00
Staff Clinical Licensure		0%	5	0.00
Behavior Management (threshold = 0)		0%	4	0.00
<b>Incentives Total</b>	<b>7.95</b>		<b>24</b>	<b>5.62</b>
Maximum total combined incentive credit allowed is 10 points.			<b>Incentives Awarded</b>	<b>5.62</b>

\*Performance calculation descriptions can be found in the FY 2016 RBWO PBP Measurements and Standards Guide.

Child Protective Services Investigations and Dispositions		
The following investigations data, which is not used for scoring but is considered significant to a provider's performance, is from Georgia SHINES and is not considered final or complete until the end of the fiscal year.		
Total Reports:	2	
Number Screened In:	1	
Number Screened Out:	1	
Number Substantiated:	0	
Number Unsubstantiated:	0	
Number Active CPS Investigations:	1	



**DHS, DFCS, Office of Provider Management**  
**Performance-Based Placement Measures**  
**RBWO Provider GA+SCORECARD - CCI**



**Report Quarter: Q2 FY2016**

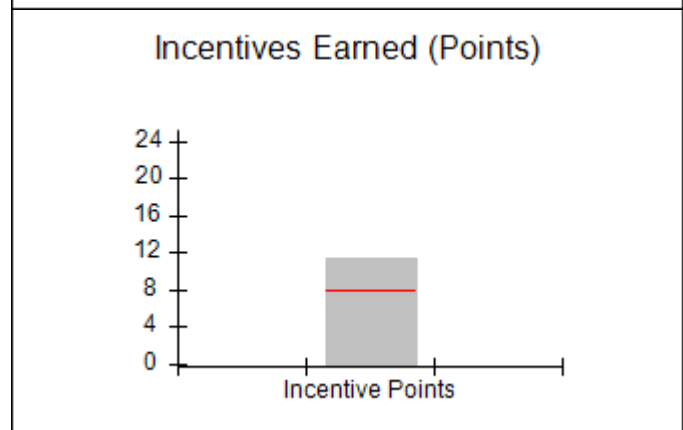
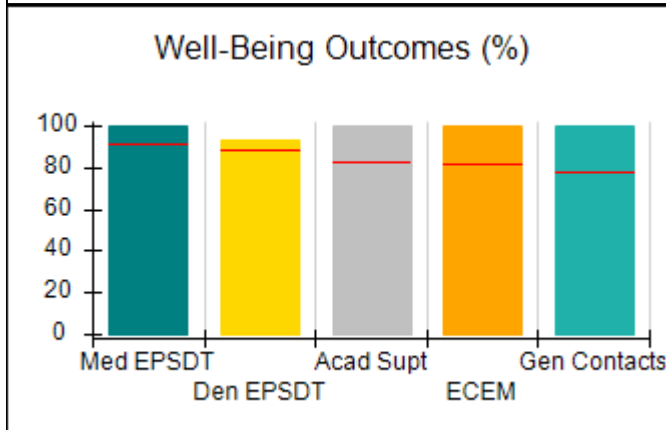
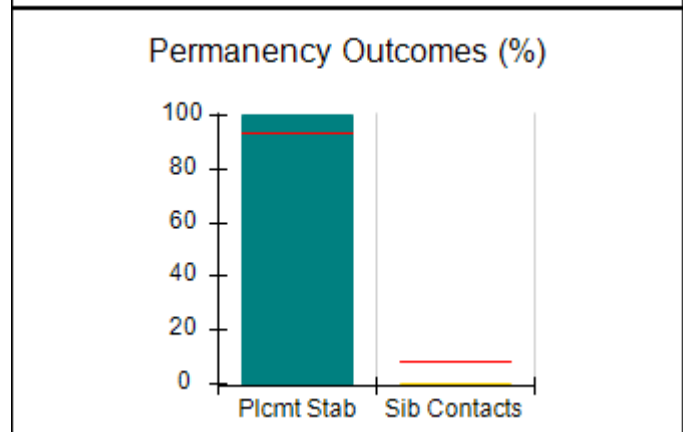
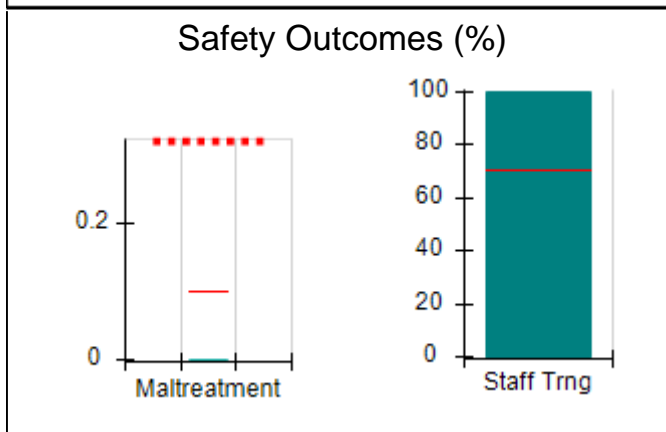
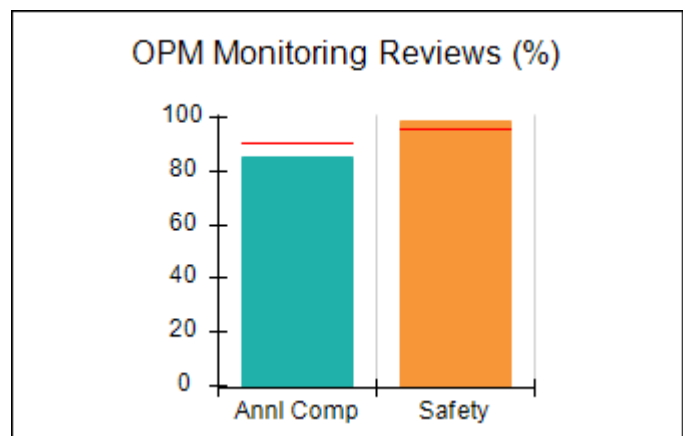
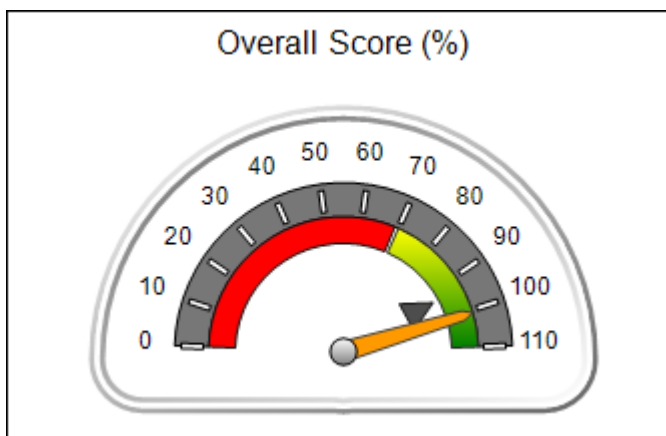
**Provider/Program Name: Twin Cedars Youth Services - Bradfield Center (846) - CCI**

<b>1022 East Depot St., LaGrange, GA 30241-1526</b>  <b>Phone: 706-884-1717</b>  <b>Vendor ID# 35610</b>	Quarterly Scores (Grades)		Current Quarter Score (Grade)
	Q1: 101.67 (A+)	Q2: 100.81 (A+)	<b>100.81% (A+)</b>
	Q3: 102.88 (A+)	Q4: 95.83 (A)	
Program Census Information:	# Children in Care During Quarter: 15	# Placements During Quarter: 15	# Children in Care On Last Day: 12

**Quarterly Provider Comparisons to All CCIs**

■■■■■■■■ indicates MalTx Threshold

▼ ————— indicates average for all CCIs







**DHS, DFCS, Office of Provider Management**  
**Performance-Based Placement Measures**  
**RBWO Provider GA+SCORECARD - CCI**  
**Report Quarter: Q2 FY2016**



**Provider/Program Name: Twin Cedars Youth Services - Bradfield Center (846) - CCI**

<b>1022 East Depot St., LaGrange, GA 30241-1526</b>  <b>Phone: 706-884-1717</b>  <b>Vendor ID# 35610</b>	<b>Quarterly Scores (Grades)</b>		<b>Current Quarter Score (Grade)</b>
	<b>Q1: 101.67 (A+)</b>	<b>Q2: 100.81 (A+)</b>	<b>100.81%</b>
	<b>Q3: 102.88 (A+)</b>	<b>Q4: 95.83 (A)</b>	<b>(A+)</b>

Program Census Information:	# Children in Care During Quarter: 15	# Placements During Quarter: 15	# Children in Care On Last Day: 12
-----------------------------	---------------------------------------	---------------------------------	------------------------------------

	<b>Avg Performance All CCIs (%)</b>	<b>Provider Performance (%)*</b>	<b>Possible Points (Weight)</b>	<b>Provider Points Earned</b>
--	-------------------------------------	----------------------------------	---------------------------------	-------------------------------

**OPM Monitoring Reviews**

Annual Comprehensive Reviews	91%	85%	25	21.31
Safety Reviews	96%	99%	15	14.78
<b>Monitoring Sub-Total</b>			<b>40</b>	<b>36.09</b>

**CCI Safety Outcomes**

Incidence of Maltreatment	0.10%	No Substantiated Reports	10	10.00
Staff Training	70%	100%	4	4.00
<b>Safety Sub-Total</b>			<b>14</b>	<b>14.00</b>

**CCI Permanency Outcomes**

Placement Stability	94%	100%	15	15.00
Sibling Contacts	8%	0%	5	0.00
<b>Permanency Sub-Total</b>			<b>20</b>	<b>15.00</b>

**CCI Well-Being Outcomes**

EPSDT Medical Visits	91%	100%	4	4.00
EPSDT Dental Visits	88%	93%	4	3.72
Academic Supports	83%	100%	4	4.00
Provider ECEM Visits	81%	100%	7	7.00
Provider General Contacts	77%	100%	7	7.00
<b>Well-Being Sub-Total</b>			<b>26</b>	<b>25.72</b>

\*Performance calculation descriptions can be found in the FY 2016 RBWO PBP Measurements and Standards Guide.

<b>Monitoring &amp; Outcomes: Possible Points = 100</b>		<b>Points Earned = 90.81</b>	
<b>Score Before Incentives Credit</b>		<b>90.81%</b>	
<b>Incentives Awarded</b>		<b>10.00 pts</b>	
<b>PBP Verification</b>		<b>N/A pts</b>	
<b>Total Score</b>		<b>100.81%</b>	

**Provider/Program Name: Twin Cedars Youth Services - Bradfield Center (846) - CCI**



**DHS, DFCS, Office of Provider Management**  
**Performance-Based Placement Measures**  
**RBWO Provider GA+SCORECARD - CCI**



**Report Quarter: Q2 FY2016**

Program Census Information:		# Children in Care During Quarter: 15	# Placements During Quarter: 15	# Children in Care On Last Day: 12
CCI Incentive Credits	Avg Performance All CCIs (Points)	Provider Performance (%)*	Possible Points (Weight)	Provider Points Earned
Early EPSDT Medical Visits		100%	2	2.00
Early EPSDT Dental Visits		71%	2	1.42
Permanency Contacts		0%	5	0.00
Additional Academic Supports		0%	2	0.00
Active Agency Accreditation		100%	4	4.00
Staff Clinical Licensure		0%	5	0.00
Behavior Management (threshold = 0)		100%	4	4.00
<b>Incentives Total</b>	<b>7.95</b>		<b>24</b>	<b>11.42</b>
Maximum total combined incentive credit allowed is 10 points.			<b>Incentives Awarded</b>	<b>10.00</b>

\*Performance calculation descriptions can be found in the FY 2016 RBWO PBP Measurements and Standards Guide.

Child Protective Services Investigations and Dispositions		
The following investigations data, which is not used for scoring but is considered significant to a provider's performance, is from Georgia SHINES and is not considered final or complete until the end of the fiscal year.		
Total Reports:	0	
Number Screened In:	0	
Number Screened Out:	0	
Number Substantiated:	0	
Number Unsubstantiated:	0	
Number Active CPS Investigations:	0	



**DHS, DFCS, Office of Provider Management**  
**Performance-Based Placement Measures**  
**RBWO Provider GA+SCORECARD - CCI**  
**Report Quarter: Q2 FY2016**



**Provider/Program Name: Twin Cedars Youth Services - Connections (837) - CCI**

**1055 E. Depot Street, LaGrange, GA 30241**

**Phone: 706-882-4437**

**Vendor ID# 35609**

**Quarterly Scores (Grades)**

**Q1: 106.14 (A+)**

**Q2: 97.64 (A+)**

**Q3: 88.91 (B+)**

**Q4: 93.66 (A-)**

**Current Quarter Score (Grade)**

**97.64%**

**(A+)**

**Program Census Information:**

**# Children in Care During Quarter: 8**

**# Placements During Quarter: 8**

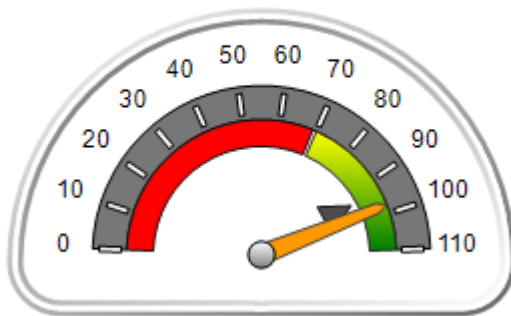
**# Children in Care On Last Day: 7**

**Quarterly Provider Comparisons to All CCIs**

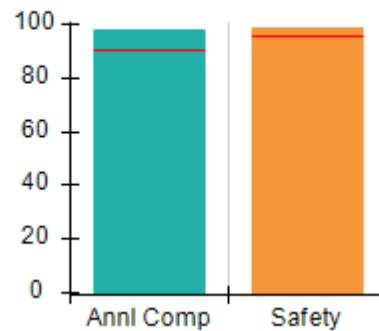
■■■■■■■■ indicates MalTx Threshold

▼ — indicates average for all CCIs

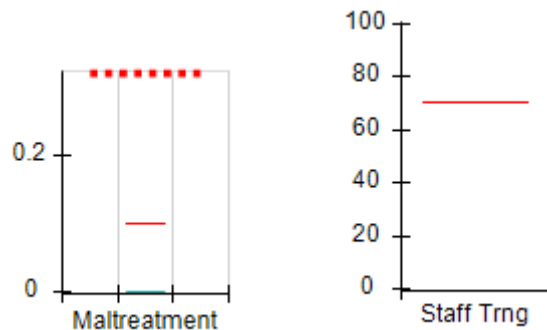
**Overall Score (%)**



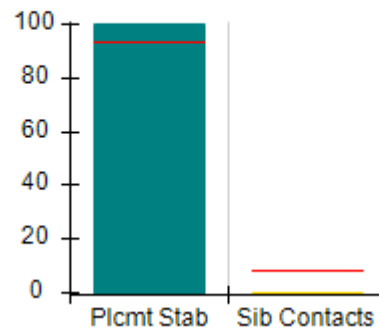
**OPM Monitoring Reviews (%)**



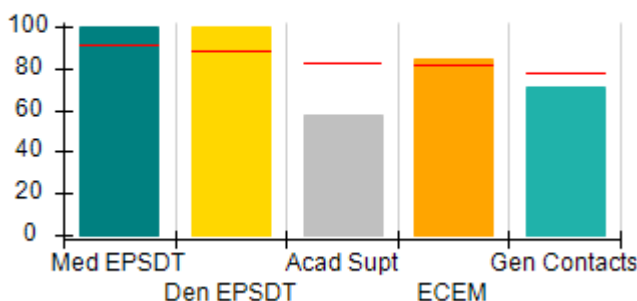
**Safety Outcomes (%)**



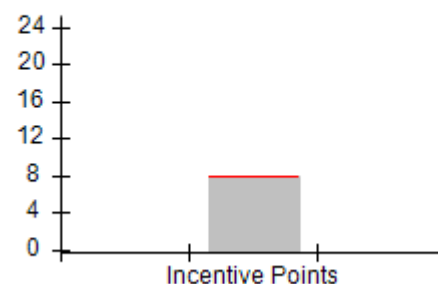
**Permanency Outcomes (%)**



**Well-Being Outcomes (%)**



**Incentives Earned (Points)**





**DHS, DFCS, Office of Provider Management**  
**Performance-Based Placement Measures**  
**RBWO Provider GA+SCORECARD - CCI**  
**Report Quarter: Q2 FY2016**



Provider/Program Name: Twin Cedars Youth Services - Connections (837) - CCI				
1055 E. Depot Street, LaGrange, GA 30241		Quarterly Scores (Grades)		Current Quarter Score (Grade)
Phone: 706-882-4437		Q1: 106.14 (A+)	Q2: 97.64 (A+)	97.64% (A+)
Vendor ID# 35609		Q3: 88.91 (B+)	Q4: 93.66 (A-)	
Program Census Information:		# Children in Care During Quarter: 8	# Placements During Quarter: 8	# Children in Care On Last Day: 7
	Avg Performance All CCIs (%)	Provider Performance (%)*	Possible Points (Weight)	Provider Points Earned
<b>OPM Monitoring Reviews</b>				
Annual Comprehensive Reviews	91%	98%	25	24.59
Safety Reviews	96%	99%	15	14.88
<b>Monitoring Sub-Total</b>			<b>40</b>	<b>39.47</b>
<b>CCI Safety Outcomes</b>				
Incidence of Maltreatment	0.10%	No Substantiated Reports	14	14.00
Staff Training	70%	Not Eligible		
<b>Safety Sub-Total</b>			<b>14</b>	<b>14.00</b>
<b>CCI Permanency Outcomes</b>				
Placement Stability	94%	100%	15	15.00
Sibling Contacts	8%	0%	5	0.00
<b>Permanency Sub-Total</b>			<b>20</b>	<b>15.00</b>
<b>CCI Well-Being Outcomes</b>				
EPSDT Medical Visits	91%	100%	4	4.00
EPSDT Dental Visits	88%	100%	4	4.00
Academic Supports	83%	58%	4	2.32
Provider ECEM Visits	81%	84%	7	5.88
Provider General Contacts	77%	71%	7	4.97
<b>Well-Being Sub-Total</b>			<b>26</b>	<b>21.17</b>
*Performance calculation descriptions can be found in the FY 2016 RBWO PBP Measurements and Standards Guide.				

<b>Monitoring &amp; Outcomes: Possible Points = 100</b>	<b>Points Earned = 89.64</b>
<b>Score Before Incentives Credit</b>	<b>89.64%</b>
<b>Incentives Awarded</b>	<b>8.00 pts</b>
<b>PBP Verification</b>	<b>N/A pts</b>
<b>Total Score</b>	<b>97.64%</b>

<b>Provider/Program Name: Twin Cedars Youth Services - Connections (837) - CCI</b>
--



**DHS, DFCS, Office of Provider Management**  
**Performance-Based Placement Measures**  
**RBWO Provider GA+SCORECARD - CCI**



**Report Quarter: Q2 FY2016**

Program Census Information:		# Children in Care During Quarter: 8	# Placements During Quarter: 8	# Children in Care On Last Day: 7
CCI Incentive Credits	Avg Performance All CCIs (Points)	Provider Performance (%)*	Possible Points (Weight)	Provider Points Earned
Early EPSDT Medical Visits		Not Eligible	2	
Early EPSDT Dental Visits		100%	2	2.00
Permanency Contacts		0%	5	0.00
Additional Academic Supports		0%	2	0.00
Active Agency Accreditation		50%	4	2.00
Staff Clinical Licensure		0%	5	0.00
Behavior Management (threshold = 0)		100%	4	4.00
<b>Incentives Total</b>	<b>7.95</b>		<b>24</b>	<b>8.00</b>
Maximum total combined incentive credit allowed is 10 points.			<b>Incentives Awarded</b>	<b>8.00</b>

\*Performance calculation descriptions can be found in the FY 2016 RBWO PBP Measurements and Standards Guide.

Child Protective Services Investigations and Dispositions		
The following investigations data, which is not used for scoring but is considered significant to a provider's performance, is from Georgia SHINES and is not considered final or complete until the end of the fiscal year.		
Total Reports:	0	
Number Screened In:	0	
Number Screened Out:	0	
Number Substantiated:	0	
Number Unsubstantiated:	0	
Number Active CPS Investigations:	0	



**DHS, DFCS, Office of Provider Management**  
**Performance-Based Placement Measures**  
**RBWO Provider GA+SCORECARD - CCI**



**Report Quarter: Q2 FY2016**

**Provider/Program Name: Twin Cedars Youth Services - Magnolia Second Chance Home (844) - CCI**

**99 Johnson St., LaGrange, GA 30241**

**Phone: 706-298-2158**

**Vendor ID# 35618**

**Quarterly Scores (Grades)**

**Current Quarter Score (Grade)**

**Q1: 88.27 (B+)**

**Q2: 85.83 (B)**

**85.83%**

**Q3: 96.37 (A)**

**Q4: 91.93 (A-)**

**(B)**

**Program Census Information:**

# Children in Care During  
Quarter: 10

# Placements During  
Quarter: 10

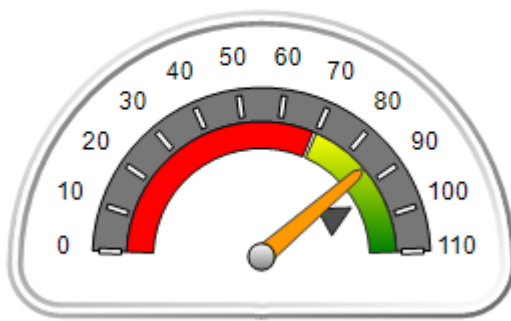
# Children in Care On Last  
Day: 8

**Quarterly Provider Comparisons to All CCIs**

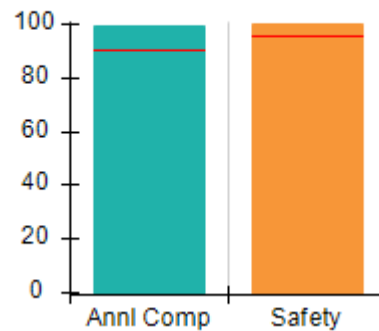
■■■■■■■■ indicates MalTx Threshold

▼ ————— indicates average for all CCIs

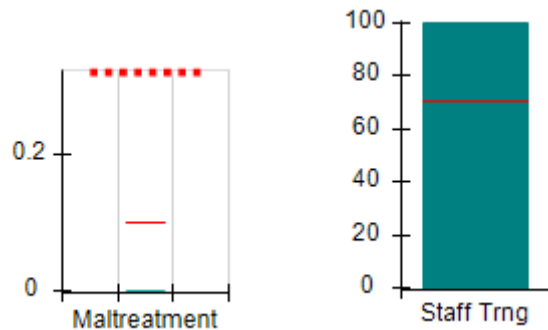
**Overall Score (%)**



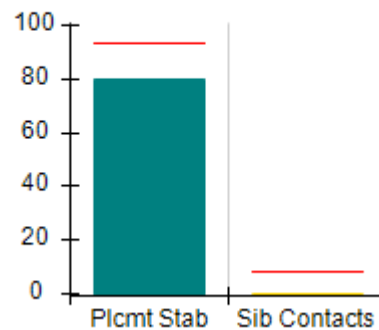
**OPM Monitoring Reviews (%)**



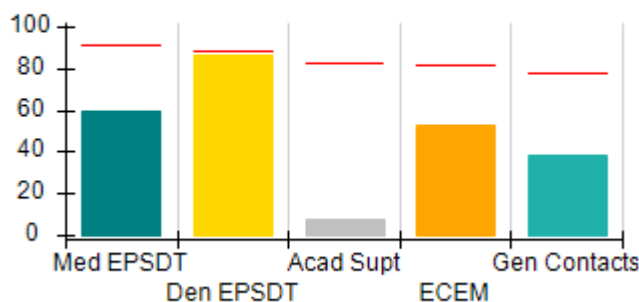
**Safety Outcomes (%)**



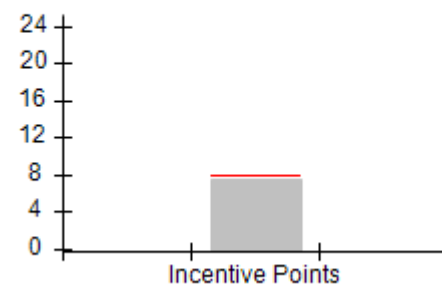
**Permanency Outcomes (%)**



**Well-Being Outcomes (%)**



**Incentives Earned (Points)**





**DHS, DFCS, Office of Provider Management**  
**Performance-Based Placement Measures**  
**RBWO Provider GA+SCORECARD - CCI**



**Report Quarter: Q2 FY2016**

**Provider/Program Name: Twin Cedars Youth Services - Magnolia Second Chance Home (844) - CCI**

<b>99 Johnson St., LaGrange, GA 30241</b>  <b>Phone: 706-298-2158</b>  <b>Vendor ID# 35618</b>	<b>Quarterly Scores (Grades)</b>		<b>Current Quarter Score (Grade)</b>
	<b>Q1: 88.27 (B+)</b>	<b>Q2: 85.83 (B)</b>	<b>85.83% (B)</b>
	<b>Q3: 96.37 (A)</b>	<b>Q4: 91.93 (A-)</b>	

<b>Program Census Information:</b>	<b># Children in Care During Quarter: 10</b>	<b># Placements During Quarter: 10</b>	<b># Children in Care On Last Day: 8</b>
------------------------------------	--	--	--

	<b>Avg Performance All CCIs (%)</b>	<b>Provider Performance (%)*</b>	<b>Possible Points (Weight)</b>	<b>Provider Points Earned</b>
--	-------------------------------------	----------------------------------	---------------------------------	-------------------------------

**OPM Monitoring Reviews**

Annual Comprehensive Reviews	91%	99%	25	24.83
Safety Reviews	96%	100%	15	15.00
<b>Monitoring Sub-Total</b>			<b>40</b>	<b>39.83</b>

**CCI Safety Outcomes**

Incidence of Maltreatment	0.10%	No Substantiated Reports	10	10.00
Staff Training	70%	100%	4	4.00
<b>Safety Sub-Total</b>			<b>14</b>	<b>14.00</b>

**CCI Permanency Outcomes**

Placement Stability	94%	80%	15	12.00
Sibling Contacts	8%	0%	5	0.00
<b>Permanency Sub-Total</b>			<b>20</b>	<b>12.00</b>

**CCI Well-Being Outcomes**

EPSDT Medical Visits	91%	60%	4	2.40
EPSDT Dental Visits	88%	86%	4	3.44
Academic Supports	83%	8%	4	0.32
Provider ECEM Visits	81%	53%	7	3.71
Provider General Contacts	77%	39%	7	2.73
<b>Well-Being Sub-Total</b>			<b>26</b>	<b>12.60</b>

\*Performance calculation descriptions can be found in the FY 2016 RBWO PBP Measurements and Standards Guide.

<b>Monitoring &amp; Outcomes: Possible Points = 100</b>	<b>Points Earned = 78.43</b>
<b>Score Before Incentives Credit</b>	<b>78.43%</b>
<b>Incentives Awarded</b>	<b>7.40 pts</b>
<b>PBP Verification</b>	<b>N/A pts</b>
<b>Total Score</b>	<b>85.83%</b>

**Provider/Program Name: Twin Cedars Youth Services - Magnolia Second Chance Home (844) - CCI**



**DHS, DFCS, Office of Provider Management**  
**Performance-Based Placement Measures**  
**RBWO Provider GA+SCORECARD - CCI**



**Report Quarter: Q2 FY2016**

Program Census Information:		# Children in Care During Quarter: 10	# Placements During Quarter: 10	# Children in Care On Last Day: 8
CCI Incentive Credits	Avg Performance All CCIs (Points)	Provider Performance (%)*	Possible Points (Weight)	Provider Points Earned
Early EPSDT Medical Visits		20%	2	0.40
Early EPSDT Dental Visits		50%	2	1.00
Permanency Contacts		0%	5	0.00
Additional Academic Supports		0%	2	0.00
Active Agency Accreditation		50%	4	2.00
Staff Clinical Licensure		0%	5	0.00
Behavior Management (threshold = 0)		100%	4	4.00
<b>Incentives Total</b>	<b>7.95</b>		<b>24</b>	<b>7.40</b>
Maximum total combined incentive credit allowed is 10 points.			<b>Incentives Awarded</b>	<b>7.40</b>
*Performance calculation descriptions can be found in the FY 2016 RBWO PBP Measurements and Standards Guide.				

Child Protective Services Investigations and Dispositions		
The following investigations data, which is not used for scoring but is considered significant to a provider's performance, is from Georgia SHINES and is not considered final or complete until the end of the fiscal year.		
Total Reports:	0	
Number Screened In:	0	
Number Screened Out:	0	
Number Substantiated:	0	
Number Unsubstantiated:	0	
Number Active CPS Investigations:	0	





**DHS, DFCS, Office of Provider Management**  
**Performance-Based Placement Measures**  
**RBWO Provider GA+SCORECARD - CCI**



**Report Quarter: Q2 FY2016**

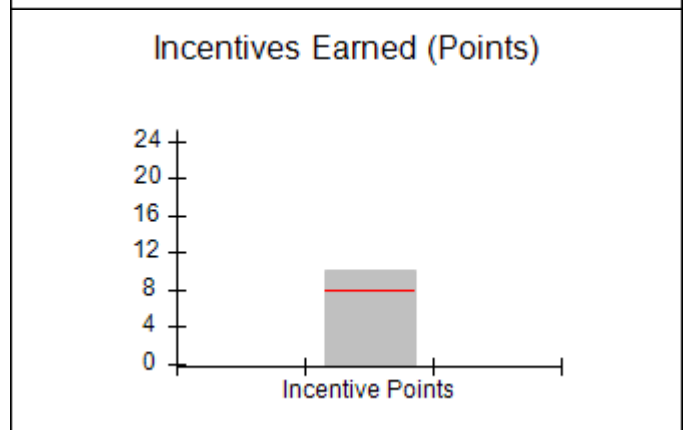
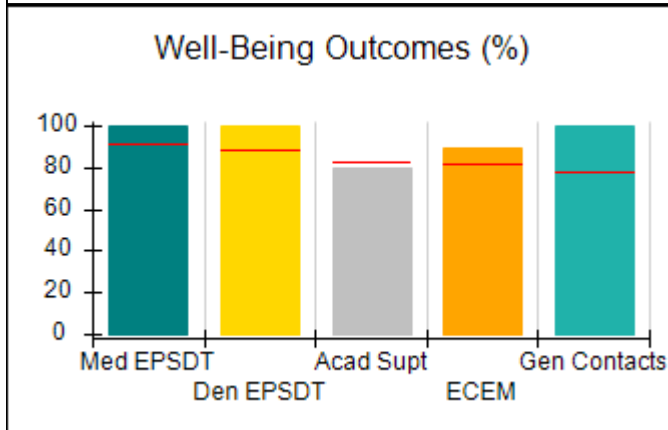
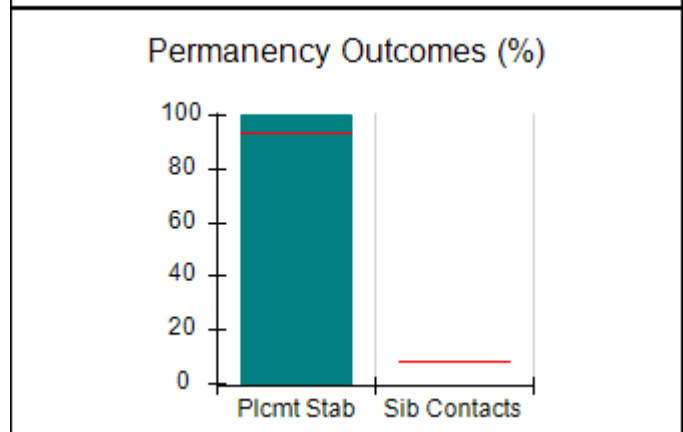
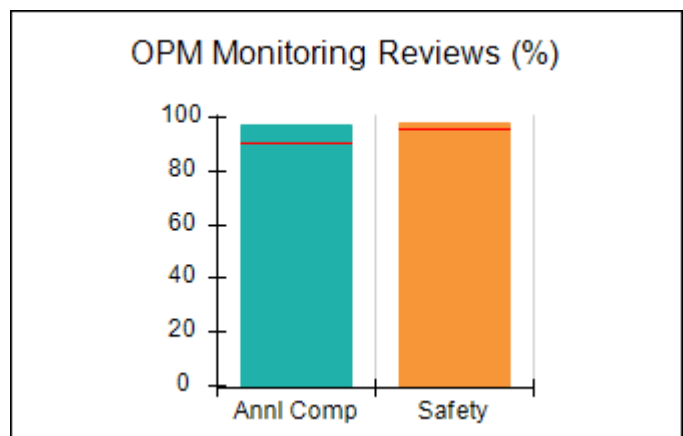
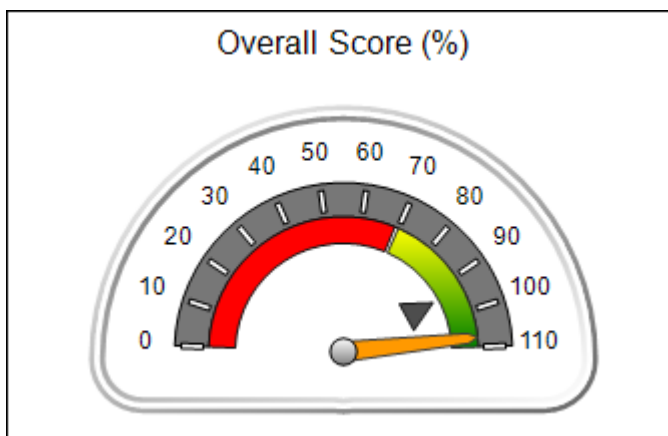
**Provider/Program Name: Twin Cedars Youth Services - Reality House (841) - CCI**

<b>907 Double Churches Rd., Columbus, GA 31904</b>  <b>Phone: 706-596-9601</b>  <b>Vendor ID# 35621</b>	Quarterly Scores (Grades)		Current Quarter Score (Grade)
	Q1: 95.87 (A)	Q2: 107.48 (A+)	<b>107.48%</b> <b>(A+)</b>
	Q3: 102.37 (A+)	Q4: 98.85 (A+)	
Program Census Information:	# Children in Care During Quarter: 6	# Placements During Quarter: 6	# Children in Care On Last Day: 2

**Quarterly Provider Comparisons to All CCIs**

■■■■■■■■ indicates MalTx Threshold

▼ ————— indicates average for all CCIs





**DHS, DFCS, Office of Provider Management**  
**Performance-Based Placement Measures**  
**RBWO Provider GA+SCORECARD - CCI**  
**Report Quarter: Q2 FY2016**



<b>Provider/Program Name: Twin Cedars Youth Services - Reality House (841) - CCI</b>				
<b>907 Double Churches Rd., Columbus, GA 31904</b>		<b>Quarterly Scores (Grades)</b>		<b>Current Quarter Score (Grade)</b>
<b>Phone: 706-596-9601</b>		<b>Q1: 95.87 (A)</b>	<b>Q2: 107.48 (A+)</b>	<b>107.48% (A+)</b>
<b>Vendor ID# 35621</b>		<b>Q3: 102.37 (A+)</b>	<b>Q4: 98.85 (A+)</b>	
Program Census Information:		# Children in Care During Quarter: 6	# Placements During Quarter: 6	# Children in Care On Last Day: 2
	<b>Avg Performance All CCIs (%)</b>	<b>Provider Performance (%)*</b>	<b>Possible Points (Weight)</b>	<b>Provider Points Earned</b>
<b>OPM Monitoring Reviews</b>				
Annual Comprehensive Reviews	91%	97%	25	24.33
Safety Reviews	96%	98%	15	14.72
<b>Monitoring Sub-Total</b>			<b>40</b>	<b>39.05</b>
<b>CCI Safety Outcomes</b>				
Incidence of Maltreatment	0.10%	No Substantiated Reports	10	10.00
Staff Training	70%	100%	4	4.00
<b>Safety Sub-Total</b>			<b>14</b>	<b>14.00</b>
<b>CCI Permanency Outcomes</b>				
Placement Stability	94%	100%	20	20.00
Sibling Contacts	8%	None Planned		
<b>Permanency Sub-Total</b>			<b>20</b>	<b>20.00</b>
<b>CCI Well-Being Outcomes</b>				
EPSDT Medical Visits	91%	100%	4	4.00
EPSDT Dental Visits	88%	100%	4	4.00
Academic Supports	83%	80%	4	3.20
Provider ECEM Visits	81%	89%	7	6.23
Provider General Contacts	77%	100%	7	7.00
<b>Well-Being Sub-Total</b>			<b>26</b>	<b>24.43</b>
*Performance calculation descriptions can be found in the FY 2016 RBWO PBP Measurements and Standards Guide.				

<b>Monitoring &amp; Outcomes: Possible Points = 100</b>	<b>Points Earned = 97.48</b>
<b>Score Before Incentives Credit</b>	<b>97.48%</b>
<b>Incentives Awarded</b>	<b>10.00 pts</b>
<b>PBP Verification</b>	<b>N/A pts</b>
<b>Total Score</b>	<b>107.48%</b>

<b>Provider/Program Name: Twin Cedars Youth Services - Reality House (841) - CCI</b>
--



**DHS, DFCS, Office of Provider Management**  
**Performance-Based Placement Measures**  
**RBWO Provider GA+SCORECARD - CCI**



**Report Quarter: Q2 FY2016**

Program Census Information:		# Children in Care During Quarter: 6	# Placements During Quarter: 6	# Children in Care On Last Day: 2
CCI Incentive Credits	Avg Performance All CCIs (Points)	Provider Performance (%)*	Possible Points (Weight)	Provider Points Earned
Early EPSDT Medical Visits		100%	2	2.00
Early EPSDT Dental Visits		100%	2	2.00
Permanency Contacts		None Planned	5	
Additional Academic Supports		0%	2	0.00
Active Agency Accreditation		50%	4	2.00
Staff Clinical Licensure		0%	5	0.00
Behavior Management (threshold = 0)		100%	4	4.00
<b>Incentives Total</b>	<b>7.95</b>		<b>24</b>	<b>10.00</b>
Maximum total combined incentive credit allowed is 10 points.			<b>Incentives Awarded</b>	<b>10.00</b>

\*Performance calculation descriptions can be found in the FY 2016 RBWO PBP Measurements and Standards Guide.

Child Protective Services Investigations and Dispositions		
The following investigations data, which is not used for scoring but is considered significant to a provider's performance, is from Georgia SHINES and is not considered final or complete until the end of the fiscal year.		
Total Reports:	0	
Number Screened In:	0	
Number Screened Out:	0	
Number Substantiated:	0	
Number Unsubstantiated:	0	
Number Active CPS Investigations:	0	



**DHS, DFCS, Office of Provider Management**  
**Performance-Based Placement Measures**  
**RBWO Provider GA+SCORECARD - CCI**



**Report Quarter: Q2 FY2016**

**Provider/Program Name: Vanessa's Place - (5162) - CCI**

655 Post Road Drive, Stone Mountain, GA 30088

Phone: 404-234-8512

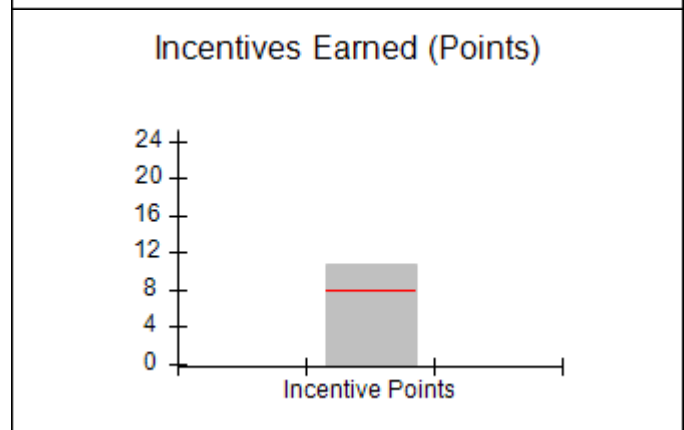
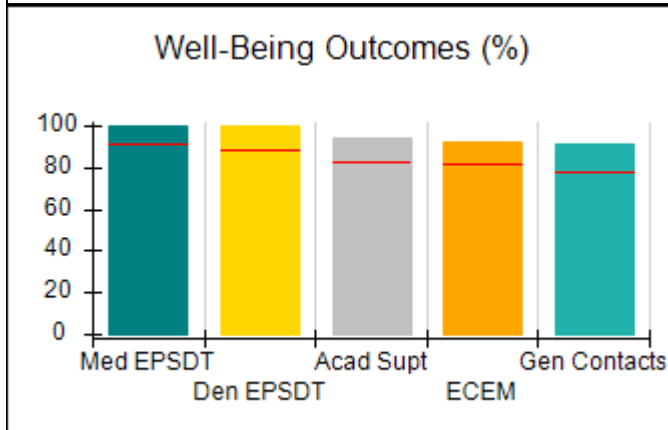
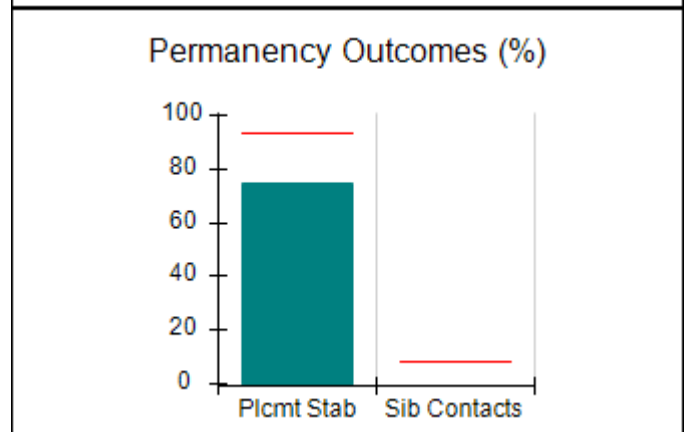
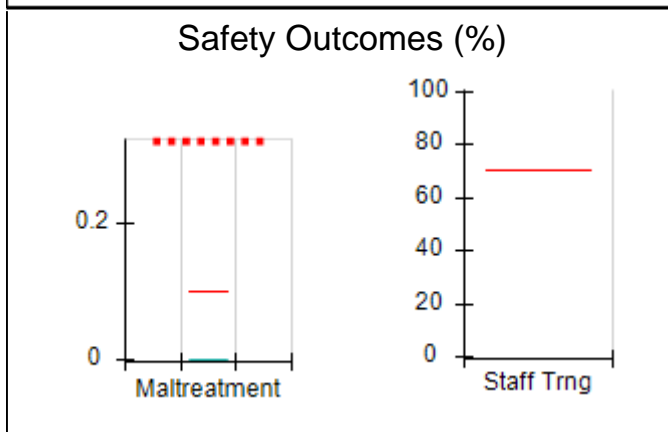
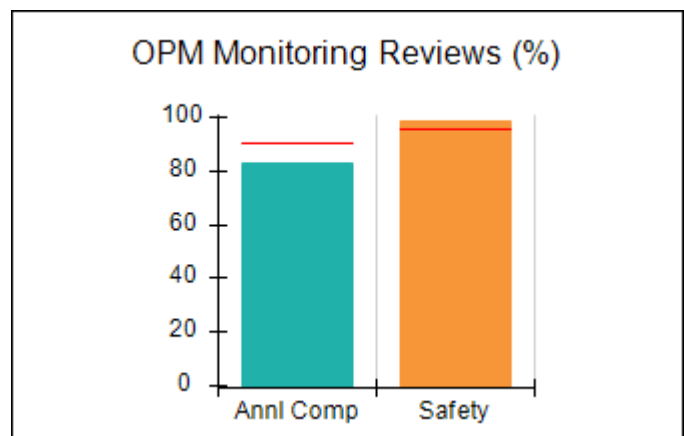
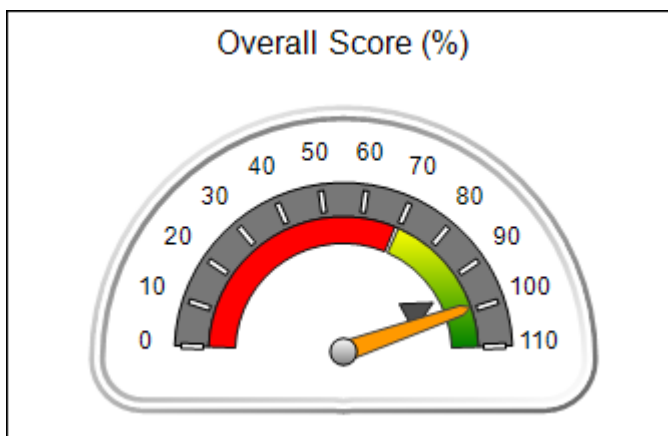
Vendor ID# 46470

Quarterly Scores (Grades)		Current Quarter Score (Grade)
Q1: 97.67 (A+)	Q2: 99.23 (A+)	99.23% (A+)
Q3: 100.01 (A+)	Q4: 98.38 (A+)	
Program Census Information:		# Children in Care During Quarter: 16
		# Placements During Quarter: 16
		# Children in Care On Last Day: 5

**Quarterly Provider Comparisons to All CCIs**

■■■■■■■■ indicates MalTx Threshold

▼ ————— indicates average for all CCIs





**DHS, DFCS, Office of Provider Management**  
**Performance-Based Placement Measures**  
**RBWO Provider GA+SCORECARD - CCI**  
**Report Quarter: Q2 FY2016**



**Provider/Program Name: Vanessa's Place - (5162) - CCI**

<b>655 Post Road Drive, Stone Mountain, GA 30088</b>  <b>Phone: 404-234-8512</b>  <b>Vendor ID# 46470</b>	<b>Quarterly Scores (Grades)</b>		<b>Current Quarter Score (Grade)</b>
	<b>Q1: 97.67 (A+)</b>	<b>Q2: 99.23 (A+)</b>	<b>99.23%</b>
	<b>Q3: 100.01 (A+)</b>	<b>Q4: 98.38 (A+)</b>	<b>(A+)</b>

Program Census Information:	# Children in Care During Quarter: 16	# Placements During Quarter: 16	# Children in Care On Last Day: 5
-----------------------------	---------------------------------------	---------------------------------	-----------------------------------

	<b>Avg Performance All CCIs (%)</b>	<b>Provider Performance (%)*</b>	<b>Possible Points (Weight)</b>	<b>Provider Points Earned</b>
--	-------------------------------------	----------------------------------	---------------------------------	-------------------------------

**OPM Monitoring Reviews**

Annual Comprehensive Reviews	91%	83%	25	20.85
Safety Reviews	96%	99%	15	14.81
<b>Monitoring Sub-Total</b>			<b>40</b>	<b>35.66</b>

**CCI Safety Outcomes**

Incidence of Maltreatment	0.10%	No Substantiated Reports	14	14.00
Staff Training	70%	Not Eligible		
<b>Safety Sub-Total</b>			<b>14</b>	<b>14.00</b>

**CCI Permanency Outcomes**

Placement Stability	94%	75%	20	15.00
Sibling Contacts	8%	None Planned		
<b>Permanency Sub-Total</b>			<b>20</b>	<b>15.00</b>

**CCI Well-Being Outcomes**

EPSDT Medical Visits	91%	100%	4	4.00
EPSDT Dental Visits	88%	100%	4	4.00
Academic Supports	83%	94%	4	3.76
Provider ECEM Visits	81%	92%	7	6.44
Provider General Contacts	77%	91%	7	6.37
<b>Well-Being Sub-Total</b>			<b>26</b>	<b>24.57</b>

\*Performance calculation descriptions can be found in the FY 2016 RBWO PBP Measurements and Standards Guide.

<b>Monitoring &amp; Outcomes: Possible Points = 100</b>		<b>Points Earned = 89.23</b>	
<b>Score Before Incentives Credit</b>		<b>89.23%</b>	
<b>Incentives Awarded</b>		<b>10.00 pts</b>	
<b>PBP Verification</b>		<b>N/A pts</b>	
<b>Total Score</b>		<b>99.23%</b>	

**Provider/Program Name: Vanessa's Place - (5162) - CCI**



**DHS, DFCS, Office of Provider Management**  
**Performance-Based Placement Measures**  
**RBWO Provider GA+SCORECARD - CCI**



**Report Quarter: Q2 FY2016**

Program Census Information:		# Children in Care During Quarter: 16	# Placements During Quarter: 16	# Children in Care On Last Day: 5
CCI Incentive Credits	Avg Performance All CCIs (Points)	Provider Performance (%)*	Possible Points (Weight)	Provider Points Earned
Early EPSDT Medical Visits		100%	2	2.00
Early EPSDT Dental Visits		100%	2	2.00
Permanency Contacts		None Planned	5	
Additional Academic Supports		33%	2	0.66
Active Agency Accreditation		50%	4	2.00
Staff Clinical Licensure		0%	5	0.00
Behavior Management (threshold = 0)		100%	4	4.00
<b>Incentives Total</b>	<b>7.95</b>		<b>24</b>	<b>10.66</b>
Maximum total combined incentive credit allowed is 10 points.			<b>Incentives Awarded</b>	<b>10.00</b>

\*Performance calculation descriptions can be found in the FY 2016 RBWO PBP Measurements and Standards Guide.

Child Protective Services Investigations and Dispositions		
The following investigations data, which is not used for scoring but is considered significant to a provider's performance, is from Georgia SHINES and is not considered final or complete until the end of the fiscal year.		
Total Reports:	0	
Number Screened In:	0	
Number Screened Out:	0	
Number Substantiated:	0	
Number Unsubstantiated:	0	
Number Active CPS Investigations:	0	



**DHS, DFCS, Office of Provider Management**  
**Performance-Based Placement Measures**  
**RBWO Provider GA+SCORECARD - CCI**  
**Report Quarter: Q2 FY2016**



**Provider/Program Name: Vashti Center, The - (852) - CCI**

**1815 E. Clay St., Thomasville, GA 31792**

**Phone: 229-226-4634**

**Vendor ID# 35629**

**Quarterly Scores (Grades)**

**Q1: 83.64 (B-)**

**Q2: 91.77 (A-)**

**Q3: 76.65 (C)**

**Q4: 89.49 (B+)**

**Current Quarter Score (Grade)**

**91.77%**

**(A-)**

**Program Census Information:**

**# Children in Care During Quarter: 38**

**# Placements During Quarter: 38**

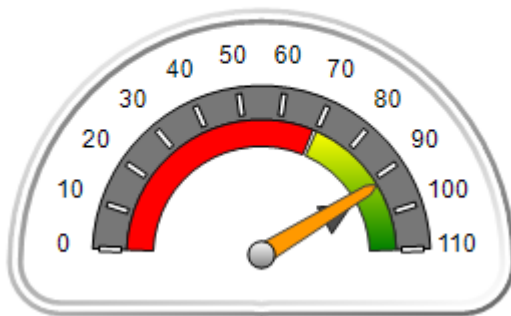
**# Children in Care On Last Day: 30**

**Quarterly Provider Comparisons to All CCIs**

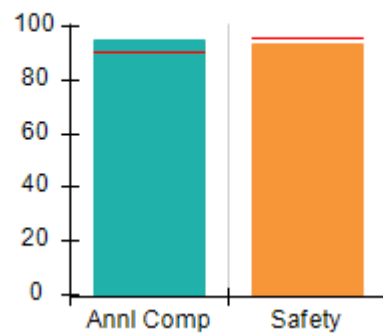
■■■■■■■■ indicates MalTx Threshold

▼ ————— indicates average for all CCIs

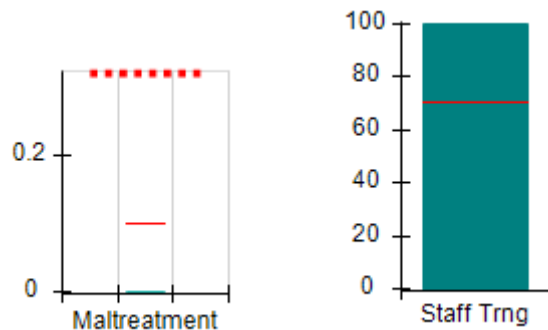
**Overall Score (%)**



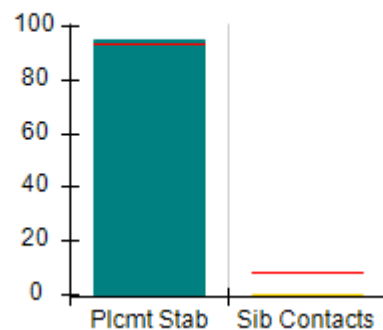
**OPM Monitoring Reviews (%)**



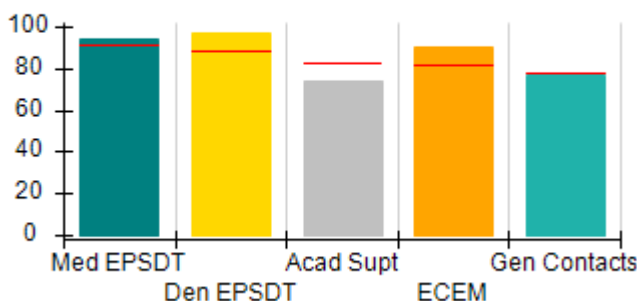
**Safety Outcomes (%)**



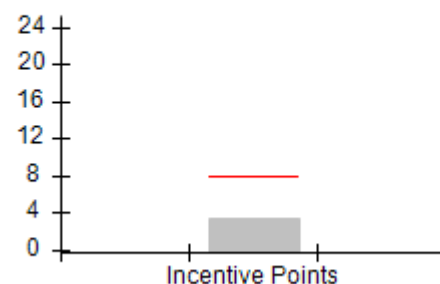
**Permanency Outcomes (%)**



**Well-Being Outcomes (%)**



**Incentives Earned (Points)**





**DHS, DFCS, Office of Provider Management**  
**Performance-Based Placement Measures**  
**RBWO Provider GA+SCORECARD - CCI**  
**Report Quarter: Q2 FY2016**



**Provider/Program Name: Vashti Center, The - (852) - CCI**

<b>1815 E. Clay St., Thomasville, GA 31792</b>  <b>Phone: 229-226-4634</b>  <b>Vendor ID# 35629</b>	<b>Quarterly Scores (Grades)</b>		<b>Current Quarter Score (Grade)</b>
	<b>Q1: 83.64 (B-)</b>	<b>Q2: 91.77 (A-)</b>	<b>91.77%</b>
	<b>Q3: 76.65 (C)</b>	<b>Q4: 89.49 (B+)</b>	<b>(A-)</b>

Program Census Information:	# Children in Care During Quarter: 38	# Placements During Quarter: 38	# Children in Care On Last Day: 30
-----------------------------	---------------------------------------	---------------------------------	------------------------------------

	<b>Avg Performance All CCIs (%)</b>	<b>Provider Performance (%)*</b>	<b>Possible Points (Weight)</b>	<b>Provider Points Earned</b>
--	-------------------------------------	----------------------------------	---------------------------------	-------------------------------

**OPM Monitoring Reviews**

Annual Comprehensive Reviews	91%	95%	25	23.83
Safety Reviews	96%	94%	15	14.04
<b>Monitoring Sub-Total</b>			<b>40</b>	<b>37.87</b>

**CCI Safety Outcomes**

Incidence of Maltreatment	0.10%	No Substantiated Reports	10	10.00
Staff Training	70%	100%	4	4.00
<b>Safety Sub-Total</b>			<b>14</b>	<b>14.00</b>

**CCI Permanency Outcomes**

Placement Stability	94%	95%	15	14.25
Sibling Contacts	8%	0%	5	0.00
<b>Permanency Sub-Total</b>			<b>20</b>	<b>14.25</b>

**CCI Well-Being Outcomes**

EPSDT Medical Visits	91%	94%	4	3.76
EPSDT Dental Visits	88%	97%	4	3.88
Academic Supports	83%	74%	4	2.96
Provider ECEM Visits	81%	90%	7	6.30
Provider General Contacts	77%	77%	7	5.39
<b>Well-Being Sub-Total</b>			<b>26</b>	<b>22.29</b>

\*Performance calculation descriptions can be found in the FY 2016 RBWO PBP Measurements and Standards Guide.

<b>Monitoring &amp; Outcomes: Possible Points = 100</b>		<b>Points Earned = 88.41</b>	
<b>Score Before Incentives Credit</b>		<b>88.41%</b>	
<b>Incentives Awarded</b>		<b>3.36 pts</b>	
<b>PBP Verification</b>		<b>N/A pts</b>	
<b>Total Score</b>		<b>91.77%</b>	

**Provider/Program Name: Vashti Center, The - (852) - CCI**





**DHS, DFCS, Office of Provider Management**  
**Performance-Based Placement Measures**  
**RBWO Provider GA+SCORECARD - CCI**



**Report Quarter: Q2 FY2016**

Program Census Information:		# Children in Care During Quarter: 38	# Placements During Quarter: 38	# Children in Care On Last Day: 30
CCI Incentive Credits	Avg Performance All CCIs (Points)	Provider Performance (%)*	Possible Points (Weight)	Provider Points Earned
Early EPSDT Medical Visits		80%	2	1.60
Early EPSDT Dental Visits		88%	2	1.76
Permanency Contacts		0%	5	0.00
Additional Academic Supports		0%	2	0.00
Active Agency Accreditation		0%	4	0.00
Staff Clinical Licensure		0%	5	0.00
Behavior Management (threshold = 0)		0%	4	0.00
<b>Incentives Total</b>	<b>7.95</b>		<b>24</b>	<b>3.36</b>
Maximum total combined incentive credit allowed is 10 points.			<b>Incentives Awarded</b>	<b>3.36</b>

\*Performance calculation descriptions can be found in the FY 2016 RBWO PBP Measurements and Standards Guide.

Child Protective Services Investigations and Dispositions		
The following investigations data, which is not used for scoring but is considered significant to a provider's performance, is from Georgia SHINES and is not considered final or complete until the end of the fiscal year.		
Total Reports:	1	
Number Screened In:	0	
Number Screened Out:	1	
Number Substantiated:	0	
Number Unsubstantiated:	1	
Number Active CPS Investigations:	-1	



**DHS, DFCS, Office of Provider Management**  
**Performance-Based Placement Measures**  
**RBWO Provider GA+SCORECARD - CCI**  
**Report Quarter: Q2 FY2016**



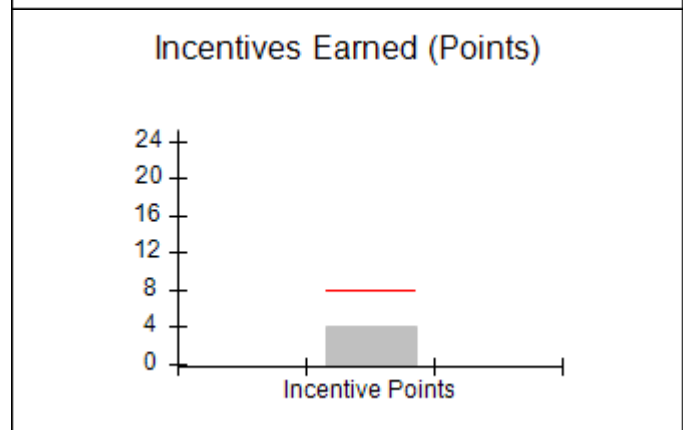
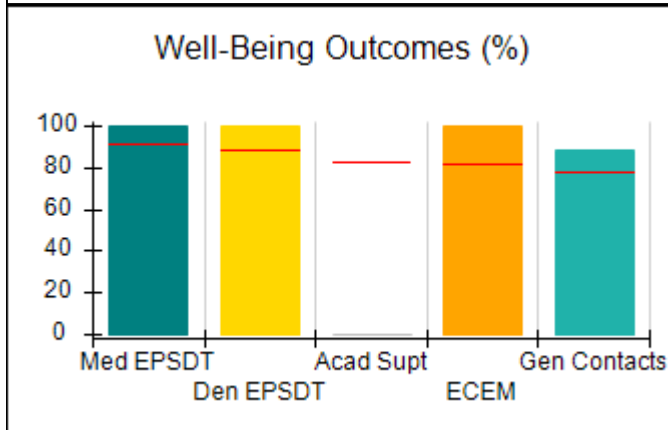
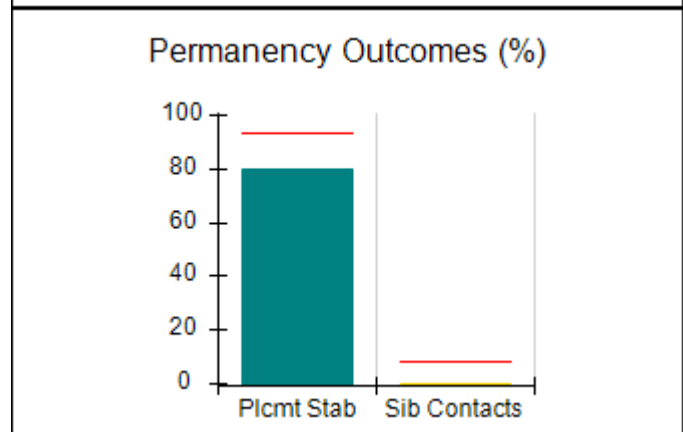
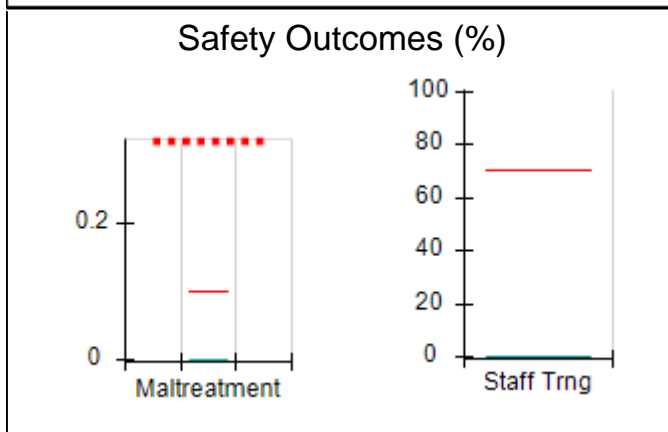
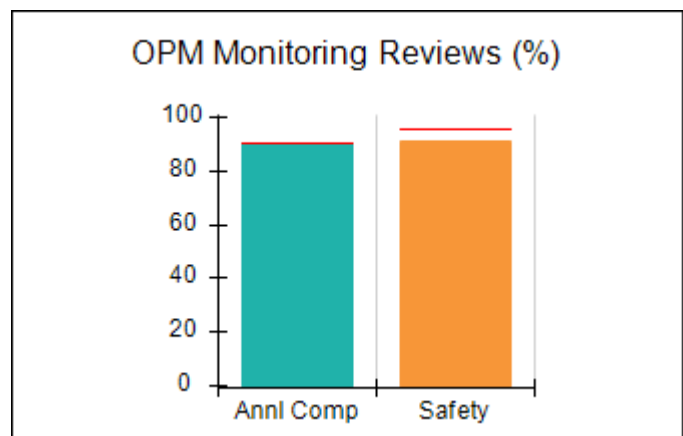
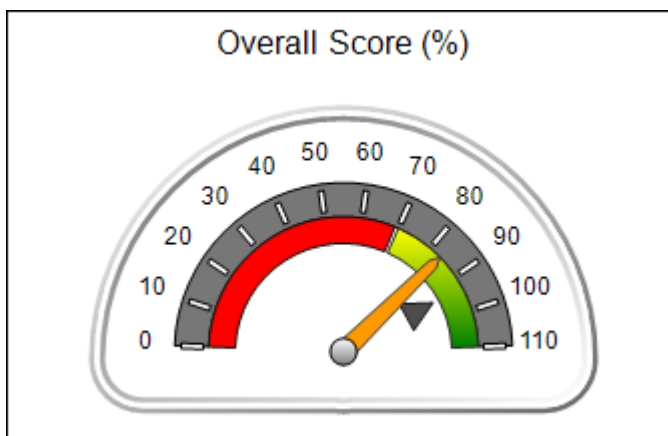
**Provider/Program Name: Vision Youth Services - Boys (5125) - CCI**

<b>2031 Fellowship Rd, Tucker, GA 30084</b>  <b>Phone: 678-691-9986</b>  <b>Vendor ID# 109620</b>	Quarterly Scores (Grades)		Current Quarter Score (Grade)
	Q1: 81.26 (B-)	Q2: 83.55 (B-)	<b>83.55%</b> <b>(B-)</b>
	Q3: (N/A)	Q4: (N/A)	
Program Census Information:	# Children in Care During Quarter: 5	# Placements During Quarter: 5	# Children in Care On Last Day: 0

**Quarterly Provider Comparisons to All CCIs**

■■■■■■■■ indicates MalTx Threshold

▼ ————— indicates average for all CCIs





**DHS, DFCS, Office of Provider Management**  
**Performance-Based Placement Measures**  
**RBWO Provider GA+SCORECARD - CCI**  
**Report Quarter: Q2 FY2016**



**Provider/Program Name: Vision Youth Services - Boys (5125) - CCI**

<b>2031 Fellowship Rd, Tucker, GA 30084</b>  <b>Phone: 678-691-9986</b>  <b>Vendor ID# 109620</b>	<b>Quarterly Scores (Grades)</b>		<b>Current Quarter Score (Grade)</b>
	<b>Q1: 81.26 (B-)</b>	<b>Q2: 83.55 (B-)</b>	<b>83.55%</b>
	<b>Q3: (N/A)</b>	<b>Q4: (N/A)</b>	<b>(B-)</b>

Program Census Information:	# Children in Care During Quarter: 5	# Placements During Quarter: 5	# Children in Care On Last Day: 0
-----------------------------	--------------------------------------	--------------------------------	-----------------------------------

	<b>Avg Performance All CCIs (%)</b>	<b>Provider Performance (%)*</b>	<b>Possible Points (Weight)</b>	<b>Provider Points Earned</b>
--	-------------------------------------	----------------------------------	---------------------------------	-------------------------------

**OPM Monitoring Reviews**

Annual Comprehensive Reviews	91%	91%	25	22.65
Safety Reviews	96%	92%	15	13.74
<b>Monitoring Sub-Total</b>			<b>40</b>	<b>36.39</b>

**CCI Safety Outcomes**

Incidence of Maltreatment	0.10%	No Substantiated Reports	10	10.00
Staff Training	70%	0%	4	0.00
<b>Safety Sub-Total</b>			<b>14</b>	<b>10.00</b>

**CCI Permanency Outcomes**

Placement Stability	94%	80%	15	12.00
Sibling Contacts	8%	0%	5	0.00
<b>Permanency Sub-Total</b>			<b>20</b>	<b>12.00</b>

**CCI Well-Being Outcomes**

EPSDT Medical Visits	91%	100%	4	4.00
EPSDT Dental Visits	88%	100%	4	4.00
Academic Supports	83%	0%	4	0.00
Provider ECEM Visits	81%	100%	7	7.00
Provider General Contacts	77%	88%	7	6.16
<b>Well-Being Sub-Total</b>			<b>26</b>	<b>21.16</b>

\*Performance calculation descriptions can be found in the FY 2016 RBWO PBP Measurements and Standards Guide.

<b>Monitoring &amp; Outcomes: Possible Points = 100</b>		<b>Points Earned = 79.55</b>	
<b>Score Before Incentives Credit</b>		<b>79.55%</b>	
<b>Incentives Awarded</b>		<b>4.00 pts</b>	
<b>PBP Verification</b>		<b>N/A pts</b>	
<b>Total Score</b>		<b>83.55%</b>	

**Provider/Program Name: Vision Youth Services - Boys (5125) - CCI**



**DHS, DFCS, Office of Provider Management**  
**Performance-Based Placement Measures**  
**RBWO Provider GA+SCORECARD - CCI**



**Report Quarter: Q2 FY2016**

Program Census Information:		# Children in Care During Quarter: 5	# Placements During Quarter: 5	# Children in Care On Last Day: 0
CCI Incentive Credits	Avg Performance All CCIs (Points)	Provider Performance (%)*	Possible Points (Weight)	Provider Points Earned
Early EPSDT Medical Visits		Not Eligible	2	
Early EPSDT Dental Visits		Not Eligible	2	
Permanency Contacts		0%	5	0.00
Additional Academic Supports		0%	2	0.00
Active Agency Accreditation		0%	4	0.00
Staff Clinical Licensure		0%	5	0.00
Behavior Management (threshold = 0)		100%	4	4.00
<b>Incentives Total</b>	<b>7.95</b>		<b>24</b>	<b>4.00</b>
Maximum total combined incentive credit allowed is 10 points.			<b>Incentives Awarded</b>	<b>4.00</b>

\*Performance calculation descriptions can be found in the FY 2016 RBWO PBP Measurements and Standards Guide.

Child Protective Services Investigations and Dispositions		
The following investigations data, which is not used for scoring but is considered significant to a provider's performance, is from Georgia SHINES and is not considered final or complete until the end of the fiscal year.		
Total Reports:	2	
Number Screened In:	1	
Number Screened Out:	1	
Number Substantiated:	0	
Number Unsubstantiated:	2	
Number Active CPS Investigations:	-1	



**DHS, DFCS, Office of Provider Management**  
**Performance-Based Placement Measures**  
**RBWO Provider GA+SCORECARD - CCI**  
**Report Quarter: Q2 FY2016**



**Provider/Program Name: Vision Youth Services - Girls (5124) - CCI**

4228 Redan Rd, Stone Mountain, GA 30083

Phone: 4704282380

Vendor ID# 109569

Program Census Information:

**Quarterly Scores (Grades)**

**Current Quarter Score (Grade)**

Q1: 89.37 (B+)

Q2: 91.07 (A-)

**91.07%**

Q3: (N/A)

Q4: (N/A)

**(A-)**

# Children in Care During Quarter: 7

# Placements During Quarter: 7

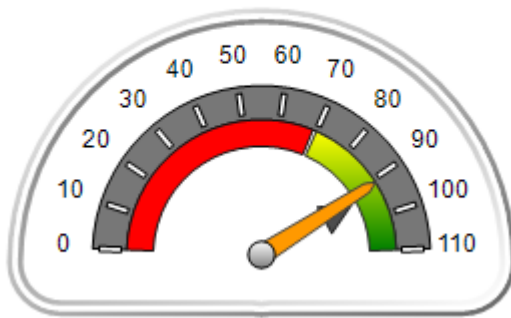
# Children in Care On Last Day: 0

**Quarterly Provider Comparisons to All CCIs**

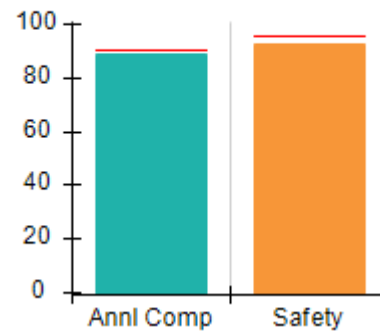
■■■■■■■■ indicates MalTx Threshold

▼ — indicates average for all CCIs

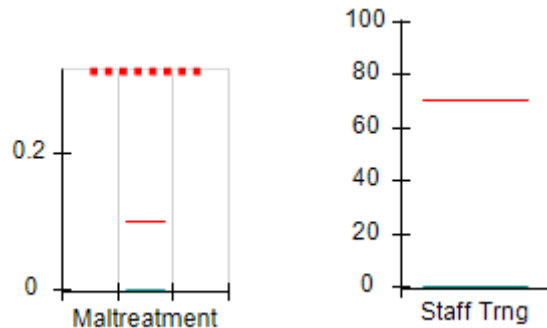
**Overall Score (%)**



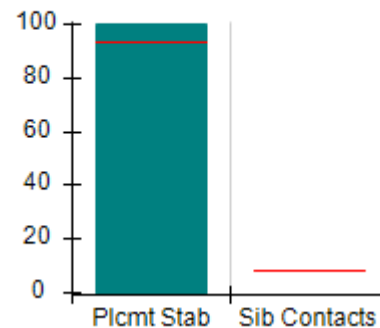
**OPM Monitoring Reviews (%)**



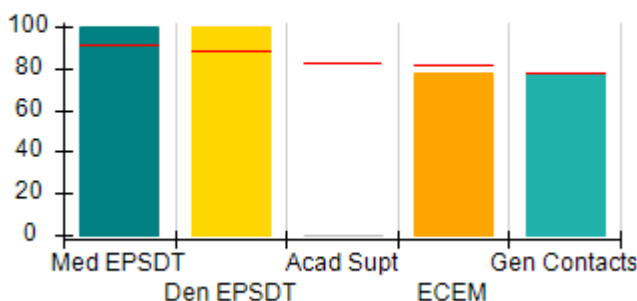
**Safety Outcomes (%)**



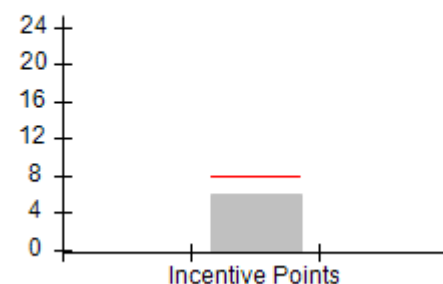
**Permanency Outcomes (%)**



**Well-Being Outcomes (%)**



**Incentives Earned (Points)**





**DHS, DFCS, Office of Provider Management**  
**Performance-Based Placement Measures**  
**RBWO Provider GA+SCORECARD - CCI**  
**Report Quarter: Q2 FY2016**



**Provider/Program Name: Vision Youth Services - Girls (5124) - CCI**

<b>4228 Redan Rd, Stone Mountain, GA 30083</b> <b>Phone: 4704282380</b> <b>Vendor ID# 109569</b>		<b>Quarterly Scores (Grades)</b>		<b>Current Quarter Score (Grade)</b>
		<b>Q1: 89.37 (B+)</b>	<b>Q2: 91.07 (A-)</b>	<b>91.07%</b>
		<b>Q3: (N/A)</b>	<b>Q4: (N/A)</b>	<b>(A-)</b>
Program Census Information:		# Children in Care During Quarter: 7	# Placements During Quarter: 7	# Children in Care On Last Day: 0
	<b>Avg Performance All CCIs (%)</b>	<b>Provider Performance (%)*</b>	<b>Possible Points (Weight)</b>	<b>Provider Points Earned</b>
<b>OPM Monitoring Reviews</b>				
Annual Comprehensive Reviews	91%	89%	25	22.28
Safety Reviews	96%	93%	15	13.88
<b>Monitoring Sub-Total</b>			<b>40</b>	<b>36.15</b>
<b>CCI Safety Outcomes</b>				
Incidence of Maltreatment	0.10%	No Substantiated Reports	10	10.00
Staff Training	70%	0%	4	0.00
<b>Safety Sub-Total</b>			<b>14</b>	<b>10.00</b>
<b>CCI Permanency Outcomes</b>				
Placement Stability	94%	100%	20	20.00
Sibling Contacts	8%	None Planned		
<b>Permanency Sub-Total</b>			<b>20</b>	<b>20.00</b>
<b>CCI Well-Being Outcomes</b>				
EPSDT Medical Visits	91%	100%	4	4.00
EPSDT Dental Visits	88%	100%	4	4.00
Academic Supports	83%	0%	4	0.00
Provider ECEM Visits	81%	78%	7	5.46
Provider General Contacts	77%	78%	7	5.46
<b>Well-Being Sub-Total</b>			<b>26</b>	<b>18.92</b>
*Performance calculation descriptions can be found in the FY 2016 RBWO PBP Measurements and Standards Guide.				

<b>Monitoring &amp; Outcomes: Possible Points = 100</b>		<b>Points Earned = 85.07</b>	
<b>Score Before Incentives Credit</b>			<b>85.07%</b>
<b>Incentives Awarded</b>			<b>6.00 pts</b>
<b>PBP Verification</b>			<b>N/A pts</b>
<b>Total Score</b>			<b>91.07%</b>

**Provider/Program Name: Vision Youth Services - Girls (5124) - CCI**



**DHS, DFCS, Office of Provider Management**  
**Performance-Based Placement Measures**  
**RBWO Provider GA+SCORECARD - CCI**



**Report Quarter: Q2 FY2016**

Program Census Information:		# Children in Care During Quarter: 7	# Placements During Quarter: 7	# Children in Care On Last Day: 0
CCI Incentive Credits	Avg Performance All CCIs (Points)	Provider Performance (%)*	Possible Points (Weight)	Provider Points Earned
Early EPSDT Medical Visits		Not Eligible	2	
Early EPSDT Dental Visits		100%	2	2.00
Permanency Contacts		0%	5	0.00
Additional Academic Supports		0%	2	0.00
Active Agency Accreditation		0%	4	0.00
Staff Clinical Licensure		0%	5	0.00
Behavior Management (threshold = 0)		100%	4	4.00
<b>Incentives Total</b>	<b>7.95</b>		<b>24</b>	<b>6.00</b>
Maximum total combined incentive credit allowed is 10 points.			<b>Incentives Awarded</b>	<b>6.00</b>

\*Performance calculation descriptions can be found in the FY 2016 RBWO PBP Measurements and Standards Guide.

Child Protective Services Investigations and Dispositions		
The following investigations data, which is not used for scoring but is considered significant to a provider's performance, is from Georgia SHINES and is not considered final or complete until the end of the fiscal year.		
Total Reports:	0	
Number Screened In:	0	
Number Screened Out:	0	
Number Substantiated:	0	
Number Unsubstantiated:	1	
Number Active CPS Investigations:	-1	



**DHS, DFCS, Office of Provider Management**  
**Performance-Based Placement Measures**  
**RBWO Provider GA+SCORECARD - CCI**  
**Report Quarter: Q2 FY2016**



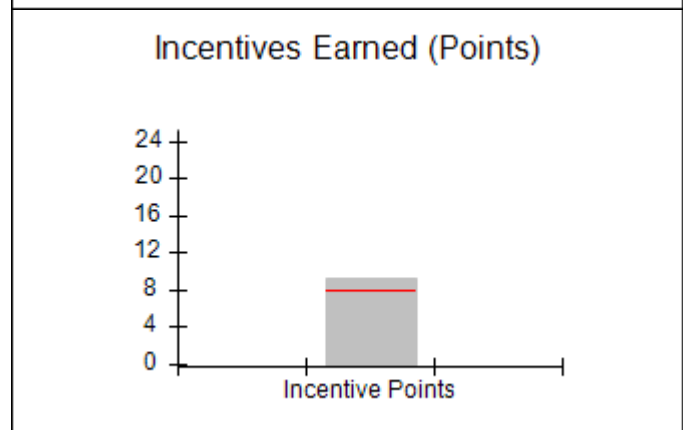
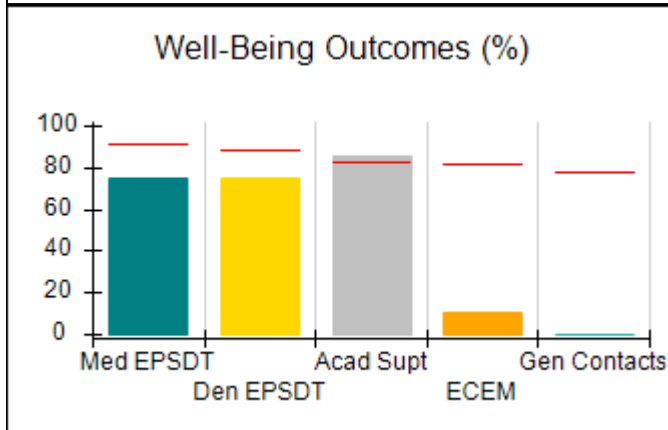
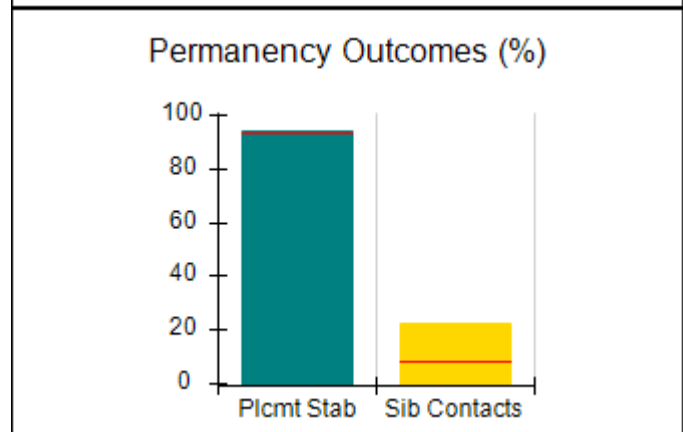
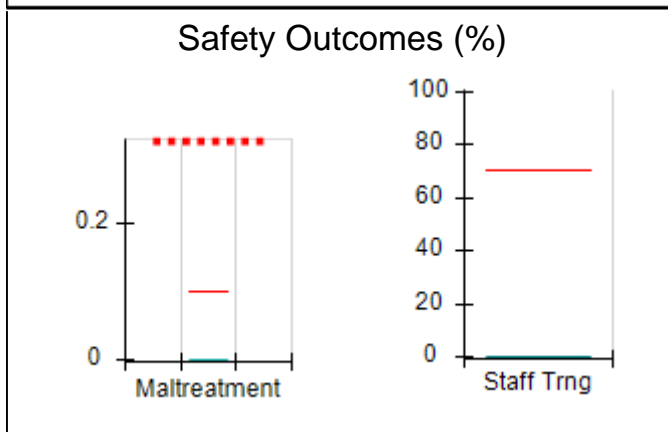
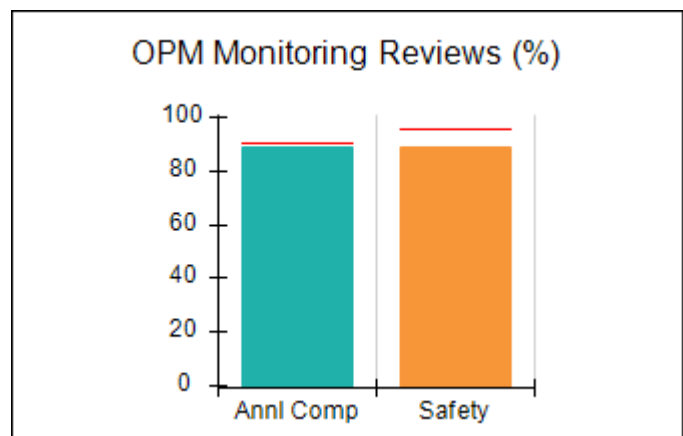
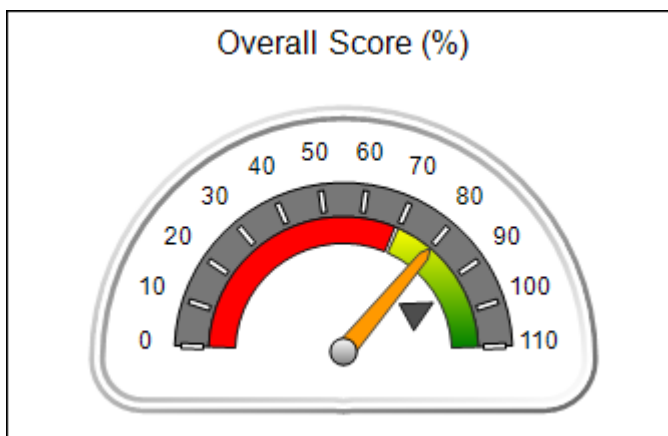
**Provider/Program Name: Visions of Hope for Boys - (978) - CCI**

<b>3196 Bonway Drive, Decatur, GA 30032</b>  <b>Phone: 404-290-5828</b>  <b>Vendor ID# 40239</b>	Quarterly Scores (Grades)		Current Quarter Score (Grade)
	Q1: 79.14 (C+)	Q2: 80.03 (B-)	<b>80.03%</b> <b>(B-)</b>
	Q3: 84.46 (B)	Q4: 80.75 (B-)	
Program Census Information:	# Children in Care During Quarter: 16	# Placements During Quarter: 16	# Children in Care On Last Day: 5

**Quarterly Provider Comparisons to All CCIs**

■■■■■■■■ indicates MalTx Threshold

▼ ————— indicates average for all CCIs







**DHS, DFCS, Office of Provider Management**  
**Performance-Based Placement Measures**  
**RBWO Provider GA+SCORECARD - CCI**  
**Report Quarter: Q2 FY2016**



**Provider/Program Name: Visions of Hope for Boys - (978) - CCI**

<b>3196 Bonway Drive, Decatur, GA 30032</b>  <b>Phone: 404-290-5828</b>  <b>Vendor ID# 40239</b>	<b>Quarterly Scores (Grades)</b>		<b>Current Quarter Score (Grade)</b>
	<b>Q1: 79.14 (C+)</b>	<b>Q2: 80.03 (B-)</b>	<b>80.03%</b>
	<b>Q3: 84.46 (B)</b>	<b>Q4: 80.75 (B-)</b>	<b>(B-)</b>

<b>Program Census Information:</b>	<b># Children in Care During Quarter: 16</b>	<b># Placements During Quarter: 16</b>	<b># Children in Care On Last Day: 5</b>
------------------------------------	--	--	--

	<b>Avg Performance All CCIs (%)</b>	<b>Provider Performance (%)*</b>	<b>Possible Points (Weight)</b>	<b>Provider Points Earned</b>
--	-------------------------------------	----------------------------------	---------------------------------	-------------------------------

**OPM Monitoring Reviews**

Annual Comprehensive Reviews	91%	89%	25	22.17
Safety Reviews	96%	89%	15	13.32
<b>Monitoring Sub-Total</b>			<b>40</b>	<b>35.49</b>

**CCI Safety Outcomes**

Incidence of Maltreatment	0.10%	No Substantiated Reports	10	10.00
Staff Training	70%	0%	4	0.00
<b>Safety Sub-Total</b>			<b>14</b>	<b>10.00</b>

**CCI Permanency Outcomes**

Placement Stability	94%	94%	15	14.10
Sibling Contacts	8%	22%	5	1.10
<b>Permanency Sub-Total</b>			<b>20</b>	<b>15.20</b>

**CCI Well-Being Outcomes**

EPSDT Medical Visits	91%	75%	4	3.00
EPSDT Dental Visits	88%	75%	4	3.00
Academic Supports	83%	85%	4	3.40
Provider ECEM Visits	81%	11%	7	0.77
Provider General Contacts	77%	0%	7	0.00
<b>Well-Being Sub-Total</b>			<b>26</b>	<b>10.17</b>

\*Performance calculation descriptions can be found in the FY 2016 RBWO PBP Measurements and Standards Guide.

<b>Monitoring &amp; Outcomes: Possible Points = 100</b>		<b>Points Earned = 70.86</b>	
<b>Score Before Incentives Credit</b>			<b>70.86%</b>
<b>Incentives Awarded</b>			<b>9.17 pts</b>
<b>PBP Verification</b>			<b>N/A pts</b>
<b>Total Score</b>			<b>80.03%</b>

**Provider/Program Name: Visions of Hope for Boys - (978) - CCI**



**DHS, DFCS, Office of Provider Management**  
**Performance-Based Placement Measures**  
**RBWO Provider GA+SCORECARD - CCI**



**Report Quarter: Q2 FY2016**

Program Census Information:		# Children in Care During Quarter: 16	# Placements During Quarter: 16	# Children in Care On Last Day: 5
CCI Incentive Credits	Avg Performance All CCIs (Points)	Provider Performance (%)*	Possible Points (Weight)	Provider Points Earned
Early EPSDT Medical Visits		88%	2	1.76
Early EPSDT Dental Visits		88%	2	1.76
Permanency Contacts		33%	5	1.65
Additional Academic Supports		0%	2	0.00
Active Agency Accreditation		0%	4	0.00
Staff Clinical Licensure		0%	5	0.00
Behavior Management (threshold = 0)		100%	4	4.00
<b>Incentives Total</b>	<b>7.95</b>		<b>24</b>	<b>9.17</b>
Maximum total combined incentive credit allowed is 10 points.			<b>Incentives Awarded</b>	<b>9.17</b>

\*Performance calculation descriptions can be found in the FY 2016 RBWO PBP Measurements and Standards Guide.

Child Protective Services Investigations and Dispositions		
The following investigations data, which is not used for scoring but is considered significant to a provider's performance, is from Georgia SHINES and is not considered final or complete until the end of the fiscal year.		
Total Reports:	0	
Number Screened In:	0	
Number Screened Out:	0	
Number Substantiated:	0	
Number Unsubstantiated:	0	
Number Active CPS Investigations:	0	



**DHS, DFCS, Office of Provider Management**  
**Performance-Based Placement Measures**  
**RBWO Provider GA+SCORECARD - CCI**  
**Report Quarter: Q2 FY2016**



**Provider/Program Name: Wellspring Living, Inc. - (5168) - CCI**

**3965 Roosevelt Hwy, Union City, GA 30349**

**Phone: 678-246-9539**

**Vendor ID# 119326**

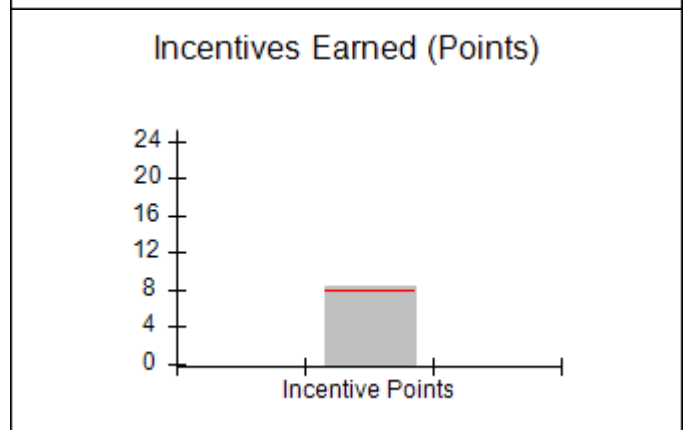
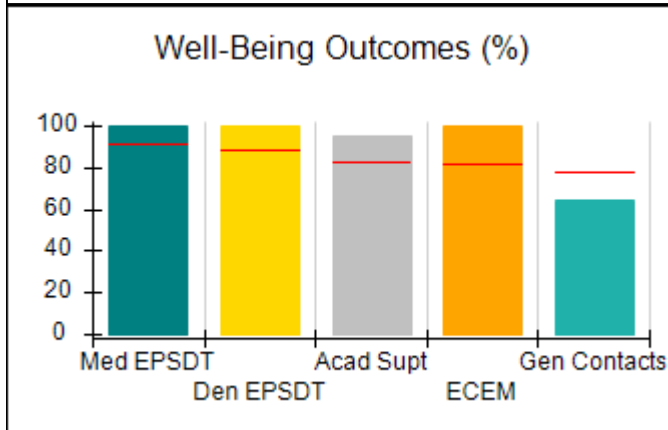
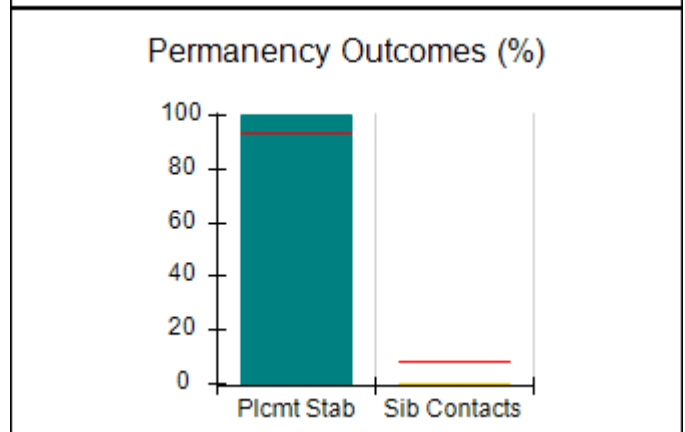
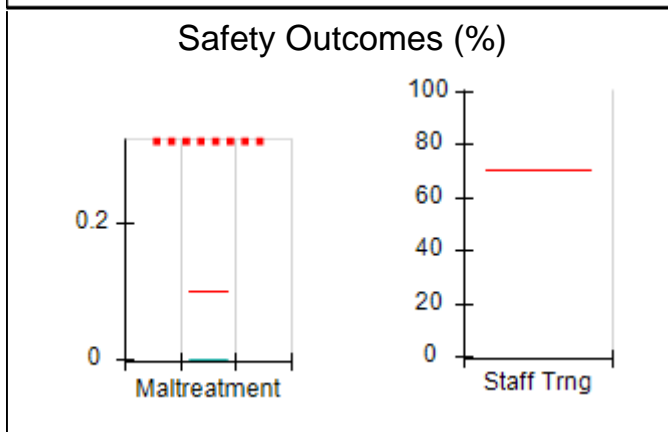
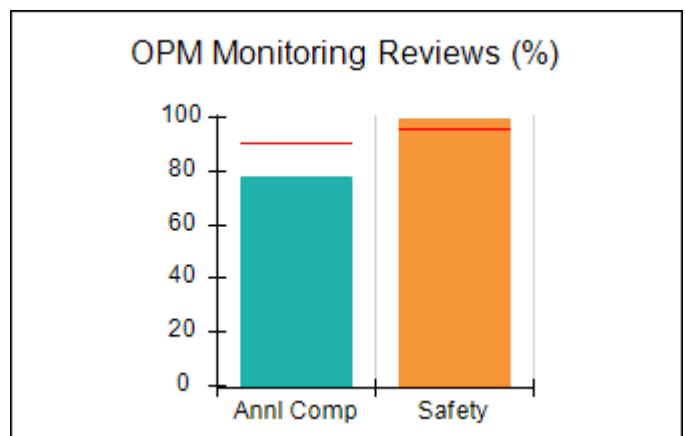
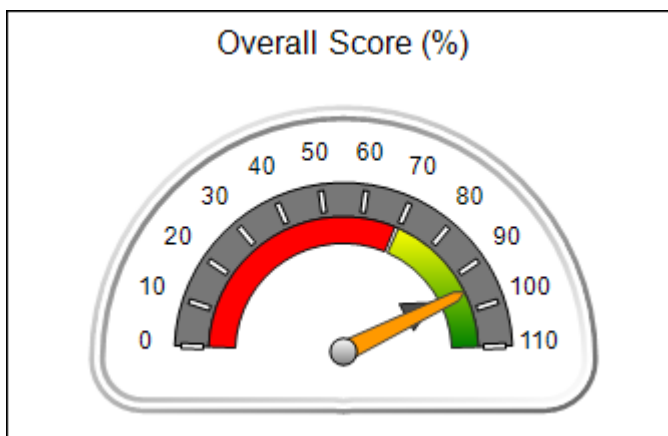
Program Census Information:

Quarterly Scores (Grades)		Current Quarter Score (Grade)
Q1: 81.27 (B-)	Q2: 94.96 (A)	94.96% (A)
Q3: 77.89 (C+)	Q4: 95.10 (A)	
# Children in Care During Quarter: 12	# Placements During Quarter: 12	# Children in Care On Last Day: 6

**Quarterly Provider Comparisons to All CCIs**

■■■■■■■■ indicates MalTx Threshold

▼ ————— indicates average for all CCIs





**DHS, DFCS, Office of Provider Management**  
**Performance-Based Placement Measures**  
**RBWO Provider GA+SCORECARD - CCI**  
**Report Quarter: Q2 FY2016**



**Provider/Program Name: Wellspring Living, Inc. - (5168) - CCI**

<b>3965 Roosevelt Hwy, Union City, GA 30349</b>  <b>Phone: 678-246-9539</b>  <b>Vendor ID# 119326</b>	<b>Quarterly Scores (Grades)</b>		<b>Current Quarter Score (Grade)</b>
	<b>Q1: 81.27 (B-)</b>	<b>Q2: 94.96 (A)</b>	<b>94.96%</b>
	<b>Q3: 77.89 (C+)</b>	<b>Q4: 95.10 (A)</b>	<b>(A)</b>

Program Census Information:	# Children in Care During Quarter: 12	# Placements During Quarter: 12	# Children in Care On Last Day: 6
-----------------------------	---------------------------------------	---------------------------------	-----------------------------------

	<b>Avg Performance All CCIs (%)</b>	<b>Provider Performance (%)*</b>	<b>Possible Points (Weight)</b>	<b>Provider Points Earned</b>
--	-------------------------------------	----------------------------------	---------------------------------	-------------------------------

**OPM Monitoring Reviews**

Annual Comprehensive Reviews	91%	78%	25	19.42
Safety Reviews	96%	99%	15	14.88
<b>Monitoring Sub-Total</b>			<b>40</b>	<b>34.30</b>

**CCI Safety Outcomes**

Incidence of Maltreatment	0.10%	No Substantiated Reports	14	14.00
Staff Training	70%	Not Eligible		
<b>Safety Sub-Total</b>			<b>14</b>	<b>14.00</b>

**CCI Permanency Outcomes**

Placement Stability	94%	100%	15	15.00
Sibling Contacts	8%	0%	5	0.00
<b>Permanency Sub-Total</b>			<b>20</b>	<b>15.00</b>

**CCI Well-Being Outcomes**

EPSDT Medical Visits	91%	100%	4	4.00
EPSDT Dental Visits	88%	100%	4	4.00
Academic Supports	83%	95%	4	3.80
Provider ECEM Visits	81%	100%	7	7.00
Provider General Contacts	77%	64%	7	4.48
<b>Well-Being Sub-Total</b>			<b>26</b>	<b>23.28</b>

\*Performance calculation descriptions can be found in the FY 2016 RBWO PBP Measurements and Standards Guide.

<b>Monitoring &amp; Outcomes: Possible Points = 100</b>		<b>Points Earned = 86.58</b>	
<b>Score Before Incentives Credit</b>		<b>86.58%</b>	
<b>Incentives Awarded</b>		<b>8.38 pts</b>	
<b>PBP Verification</b>		<b>N/A pts</b>	
<b>Total Score</b>		<b>94.96%</b>	

**Provider/Program Name: Wellspring Living, Inc. - (5168) - CCI**



**DHS, DFCS, Office of Provider Management**  
**Performance-Based Placement Measures**  
**RBWO Provider GA+SCORECARD - CCI**



**Report Quarter: Q2 FY2016**

Program Census Information:		# Children in Care During Quarter: 12	# Placements During Quarter: 12	# Children in Care On Last Day: 6
<b>CCI Incentive Credits</b>	<b>Avg Performance All CCIs (Points)</b>	<b>Provider Performance (%)*</b>	<b>Possible Points (Weight)</b>	<b>Provider Points Earned</b>
Early EPSDT Medical Visits		100%	2	2.00
Early EPSDT Dental Visits		100%	2	2.00
Permanency Contacts		0%	5	0.00
Additional Academic Supports		19%	2	0.38
Active Agency Accreditation		0%	4	0.00
Staff Clinical Licensure		0%	5	0.00
Behavior Management (threshold = 0)		100%	4	4.00
<b>Incentives Total</b>	<b>7.95</b>		<b>24</b>	<b>8.38</b>
Maximum total combined incentive credit allowed is 10 points.			<b>Incentives Awarded</b>	<b>8.38</b>

\*Performance calculation descriptions can be found in the FY 2016 RBWO PBP Measurements and Standards Guide.

<b>Child Protective Services Investigations and Dispositions</b>		
The following investigations data, which is not used for scoring but is considered significant to a provider's performance, is from Georgia SHINES and is not considered final or complete until the end of the fiscal year.		
Total Reports:	0	
Number Screened In:	0	
Number Screened Out:	0	
Number Substantiated:	0	
Number Unsubstantiated:	0	
Number Active CPS Investigations:	0	



**DHS, DFCS, Office of Provider Management**  
**Performance-Based Placement Measures**  
**RBWO Provider GA+SCORECARD - CCI**  
**Report Quarter: Q2 FY2016**



**Provider/Program Name: Young Adult Guidance Center, The - (860) - CCI**

**1230 Hightower Road, Atlanta, GA 30318**

**Phone: 404-792-7616**

**Vendor ID# 35597**

**Quarterly Scores (Grades)**

**Q1: 74.29 (C)**

**Q2: 77.89 (C+)**

**Q3: 79.41 (C+)**

**Q4: 79.11 (C+)**

**Current Quarter Score (Grade)**

**77.89%**

**(C+)**

Program Census Information:

# Children in Care During  
Quarter: 12

# Placements During  
Quarter: 12

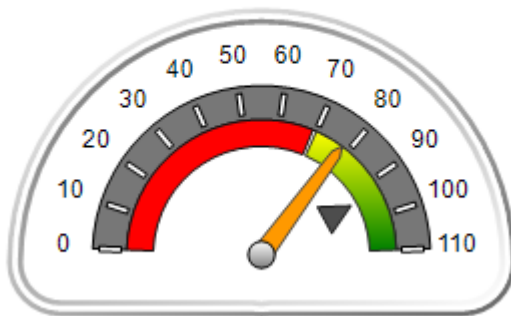
# Children in Care On Last  
Day: 7

**Quarterly Provider Comparisons to All CCIs**

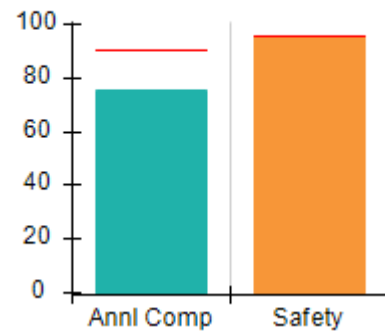
■■■■■■■■ indicates MalTx Threshold

▼ — indicates average for all CCIs

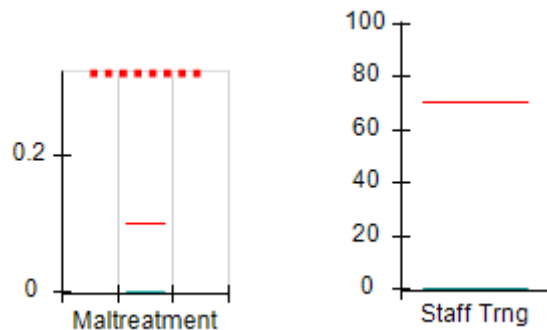
**Overall Score (%)**



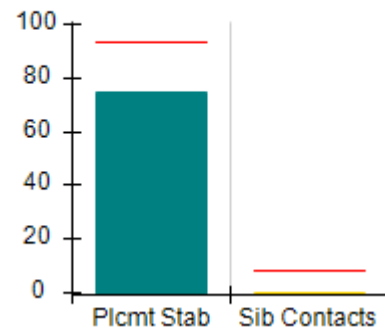
**OPM Monitoring Reviews (%)**



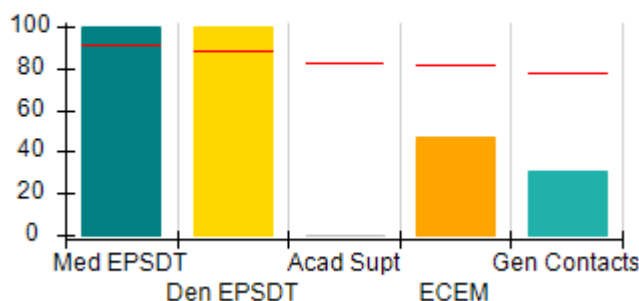
**Safety Outcomes (%)**



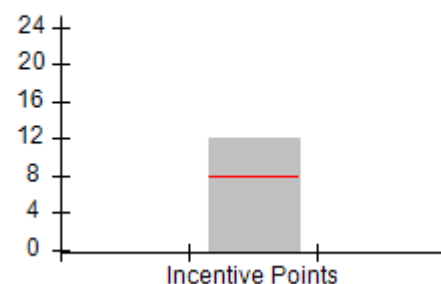
**Permanency Outcomes (%)**



**Well-Being Outcomes (%)**



**Incentives Earned (Points)**





**DHS, DFCS, Office of Provider Management**  
**Performance-Based Placement Measures**  
**RBWO Provider GA+SCORECARD - CCI**  
**Report Quarter: Q2 FY2016**



<b>Provider/Program Name: Young Adult Guidance Center, The - (860) - CCI</b>				
<b>1230 Hightower Road, Atlanta, GA 30318</b>		<b>Quarterly Scores (Grades)</b>		<b>Current Quarter Score (Grade)</b>
<b>Phone: 404-792-7616</b>		<b>Q1: 74.29 (C)</b>	<b>Q2: 77.89 (C+)</b>	<b>77.89%</b>
<b>Vendor ID# 35597</b>		<b>Q3: 79.41 (C+)</b>	<b>Q4: 79.11 (C+)</b>	<b>(C+)</b>
Program Census Information:		# Children in Care During Quarter: 12	# Placements During Quarter: 12	# Children in Care On Last Day: 7
	<b>Avg Performance All CCIs (%)</b>	<b>Provider Performance (%)*</b>	<b>Possible Points (Weight)</b>	<b>Provider Points Earned</b>
<b>OPM Monitoring Reviews</b>				
Annual Comprehensive Reviews	91%	75%	25	18.83
Safety Reviews	96%	96%	15	14.35
<b>Monitoring Sub-Total</b>			<b>40</b>	<b>33.18</b>
<b>CCI Safety Outcomes</b>				
Incidence of Maltreatment	0.10%	No Substantiated Reports	10	10.00
Staff Training	70%	0%	4	0.00
<b>Safety Sub-Total</b>			<b>14</b>	<b>10.00</b>
<b>CCI Permanency Outcomes</b>				
Placement Stability	94%	75%	15	11.25
Sibling Contacts	8%	0%	5	0.00
<b>Permanency Sub-Total</b>			<b>20</b>	<b>11.25</b>
<b>CCI Well-Being Outcomes</b>				
EPSDT Medical Visits	91%	100%	4	4.00
EPSDT Dental Visits	88%	100%	4	4.00
Academic Supports	83%	0%	4	0.00
Provider ECEM Visits	81%	47%	7	3.29
Provider General Contacts	77%	31%	7	2.17
<b>Well-Being Sub-Total</b>			<b>26</b>	<b>13.46</b>
*Performance calculation descriptions can be found in the FY 2016 RBWO PBP Measurements and Standards Guide.				

<b>Monitoring &amp; Outcomes: Possible Points = 100</b>		<b>Points Earned = 67.89</b>	
<b>Score Before Incentives Credit</b>			<b>67.89%</b>
<b>Incentives Awarded</b>			<b>10.00 pts</b>
<b>PBP Verification</b>			<b>N/A pts</b>
<b>Total Score</b>			<b>77.89%</b>

**Provider/Program Name: Young Adult Guidance Center, The - (860) - CCI**



**DHS, DFCS, Office of Provider Management**  
**Performance-Based Placement Measures**  
**RBWO Provider GA+SCORECARD - CCI**



**Report Quarter: Q2 FY2016**

Program Census Information:		# Children in Care During Quarter: 12	# Placements During Quarter: 12	# Children in Care On Last Day: 7
CCI Incentive Credits	Avg Performance All CCIs (Points)	Provider Performance (%)*	Possible Points (Weight)	Provider Points Earned
Early EPSDT Medical Visits		100%	2	2.00
Early EPSDT Dental Visits		100%	2	2.00
Permanency Contacts		0%	5	0.00
Additional Academic Supports		0%	2	0.00
Active Agency Accreditation		100%	4	4.00
Staff Clinical Licensure		0%	5	0.00
Behavior Management (threshold = 0)		100%	4	4.00
<b>Incentives Total</b>	<b>7.95</b>		<b>24</b>	<b>12.00</b>
Maximum total combined incentive credit allowed is 10 points.			<b>Incentives Awarded</b>	<b>10.00</b>

\*Performance calculation descriptions can be found in the FY 2016 RBWO PBP Measurements and Standards Guide.

Child Protective Services Investigations and Dispositions		
The following investigations data, which is not used for scoring but is considered significant to a provider's performance, is from Georgia SHINES and is not considered final or complete until the end of the fiscal year.		
Total Reports:	1	
Number Screened In:	0	
Number Screened Out:	1	
Number Substantiated:	0	
Number Unsubstantiated:	0	
Number Active CPS Investigations:	0	





DHS, DFCS, Office of Provider Management  
**Performance-Based Placement Measures**  
**RBWO Provider GA+SCORECARD - CCI**



Report Quarter: Q2 FY2016

**Provider/Program Name: Youth Villages (Inner Harbour Campus) - Douglas Center: Girls (624) - CCI**

4885 Dorsett Shoals Rd., Douglasville, GA 30135

Phone: 770-852-6300

Vendor ID# 35428

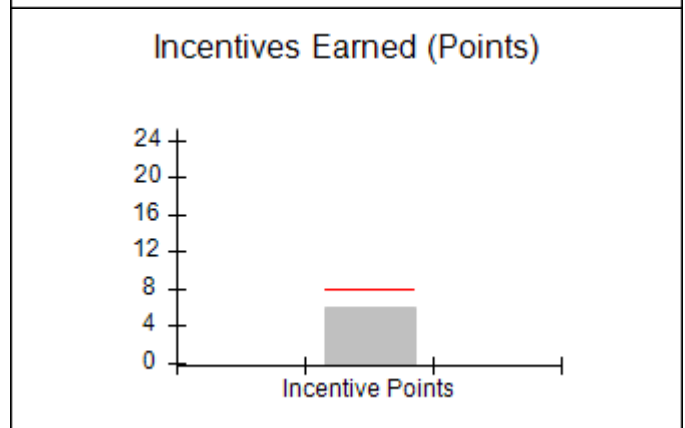
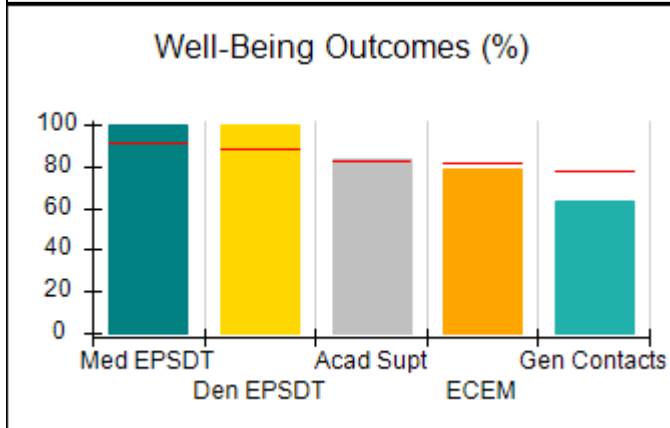
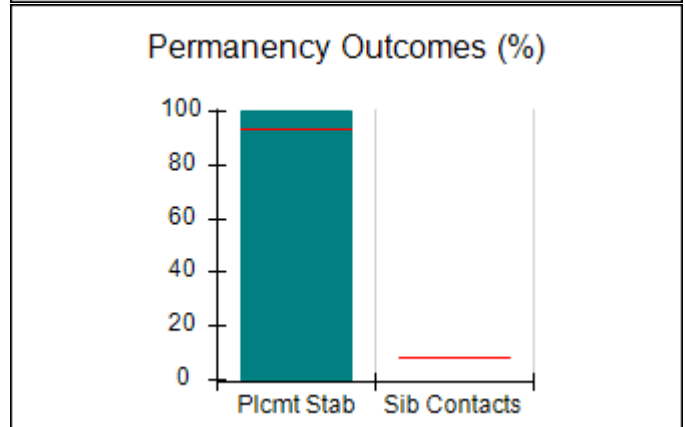
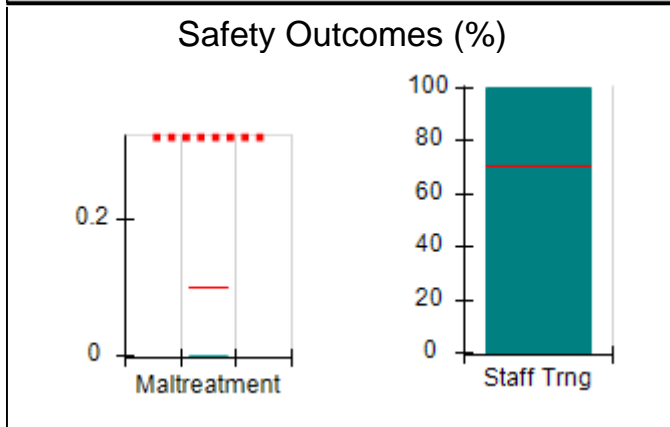
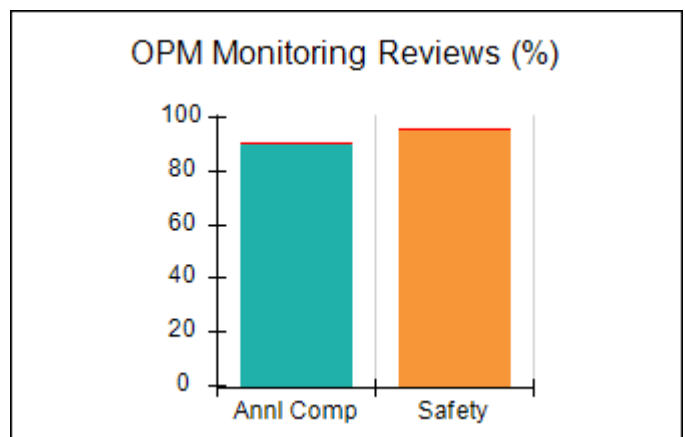
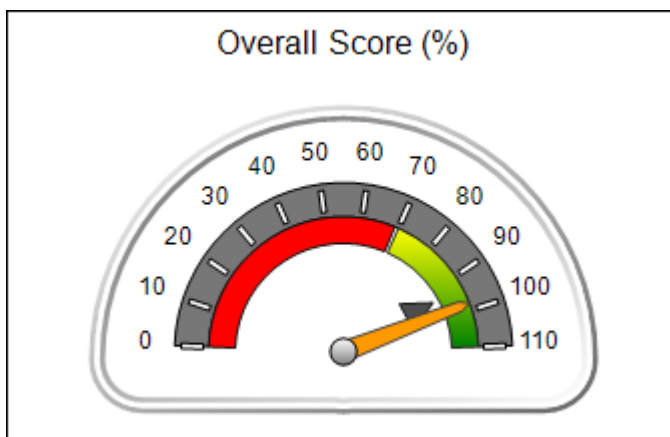
Quarterly Scores (Grades)		Current Quarter Score (Grade)
Q1: 101.65 (A+)	Q2: 98.08 (A+)	98.08% (A+)
Q3: 94.30 (A)	Q4: 91.44 (A-)	

Program Census Information:	# Children in Care During Quarter: 14	# Placements During Quarter: 14	# Children in Care On Last Day: 12
-----------------------------	---------------------------------------	---------------------------------	------------------------------------

**Quarterly Provider Comparisons to All CCIs**

■■■■■■■■ indicates MalTx Threshold

▼ indicates average for all CCIs





**DHS, DFCS, Office of Provider Management**  
**Performance-Based Placement Measures**  
**RBWO Provider GA+SCORECARD - CCI**



**Report Quarter: Q2 FY2016**

**Provider/Program Name: Youth Villages (Inner Harbour Campus) - Douglas Center: Girls (624) - CCI**

<b>4885 Dorsett Shoals Rd., Douglasville, GA 30135</b>  <b>Phone: 770-852-6300</b>  <b>Vendor ID# 35428</b>	<b>Quarterly Scores (Grades)</b>		<b>Current Quarter Score (Grade)</b>
	<b>Q1: 101.65 (A+)</b>	<b>Q2: 98.08 (A+)</b>	<b>98.08%</b>
	<b>Q3: 94.30 (A)</b>	<b>Q4: 91.44 (A-)</b>	<b>(A+)</b>

Program Census Information:	# Children in Care During Quarter: 14	# Placements During Quarter: 14	# Children in Care On Last Day: 12
-----------------------------	---------------------------------------	---------------------------------	------------------------------------

	<b>Avg Performance All CCIs (%)</b>	<b>Provider Performance (%)*</b>	<b>Possible Points (Weight)</b>	<b>Provider Points Earned</b>
--	-------------------------------------	----------------------------------	---------------------------------	-------------------------------

**OPM Monitoring Reviews**

Annual Comprehensive Reviews	91%	90%	25	22.42
Safety Reviews	96%	96%	15	14.40
<b>Monitoring Sub-Total</b>			<b>40</b>	<b>36.82</b>

**CCI Safety Outcomes**

Incidence of Maltreatment	0.10%	No Substantiated Reports	10	10.00
Staff Training	70%	100%	4	4.00
<b>Safety Sub-Total</b>			<b>14</b>	<b>14.00</b>

**CCI Permanency Outcomes**

Placement Stability	94%	100%	20	20.00
Sibling Contacts	8%	None Planned		
<b>Permanency Sub-Total</b>			<b>20</b>	<b>20.00</b>

**CCI Well-Being Outcomes**

EPSDT Medical Visits	91%	100%	4	4.00
EPSDT Dental Visits	88%	100%	4	4.00
Academic Supports	83%	83%	4	3.32
Provider ECEM Visits	81%	79%	7	5.53
Provider General Contacts	77%	63%	7	4.41
<b>Well-Being Sub-Total</b>			<b>26</b>	<b>21.26</b>

\*Performance calculation descriptions can be found in the FY 2016 RBWO PBP Measurements and Standards Guide.

<b>Monitoring &amp; Outcomes: Possible Points = 100</b>		<b>Points Earned = 92.08</b>	
<b>Score Before Incentives Credit</b>			<b>92.08%</b>
<b>Incentives Awarded</b>			<b>6.00 pts</b>
<b>PBP Verification</b>			<b>N/A pts</b>
<b>Total Score</b>			<b>98.08%</b>

**Provider/Program Name: Youth Villages (Inner Harbour Campus) - Douglas Center: Girls (624) - CCI**



**DHS, DFCS, Office of Provider Management**  
**Performance-Based Placement Measures**  
**RBWO Provider GA+SCORECARD - CCI**



**Report Quarter: Q2 FY2016**

Program Census Information:		# Children in Care During Quarter: 14	# Placements During Quarter: 14	# Children in Care On Last Day: 12
<b>CCI Incentive Credits</b>	<b>Avg Performance All CCIs (Points)</b>	<b>Provider Performance (%)*</b>	<b>Possible Points (Weight)</b>	<b>Provider Points Earned</b>
Early EPSDT Medical Visits		100%	2	2.00
Early EPSDT Dental Visits		Not Eligible	2	
Permanency Contacts		None Planned	5	
Additional Academic Supports		0%	2	0.00
Active Agency Accreditation		100%	4	4.00
Staff Clinical Licensure		0%	5	0.00
Behavior Management (threshold = 0)		0%	4	0.00
<b>Incentives Total</b>	<b>7.95</b>		<b>24</b>	<b>6.00</b>
Maximum total combined incentive credit allowed is 10 points.			<b>Incentives Awarded</b>	<b>6.00</b>
*Performance calculation descriptions can be found in the FY 2016 RBWO PBP Measurements and Standards Guide.				

<b>Child Protective Services Investigations and Dispositions</b>		
The following investigations data, which is not used for scoring but is considered significant to a provider's performance, is from Georgia SHINES and is not considered final or complete until the end of the fiscal year.		
Total Reports:	1	
Number Screened In:	0	
Number Screened Out:	1	
Number Substantiated:	0	
Number Unsubstantiated:	0	
Number Active CPS Investigations:	0	



DHS, DFCS, Office of Provider Management  
**Performance-Based Placement Measures**  
**RBWO Provider GA+SCORECARD - CCI**



Report Quarter: Q2 FY2016

**Provider/Program Name: Youth Villages (Inner Harbour Campus) - Douglasville: The Ranch Boys (711) - CCI**

5261 Dorsett Shoals Rd., Douglasville, GA 30135

Phone: 770-852-6300

Vendor ID# 117421

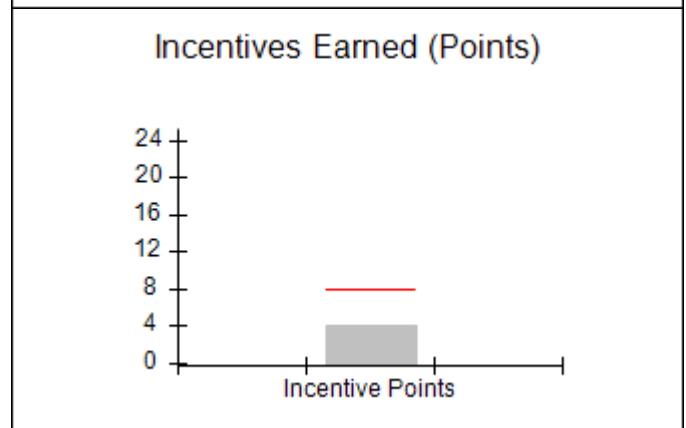
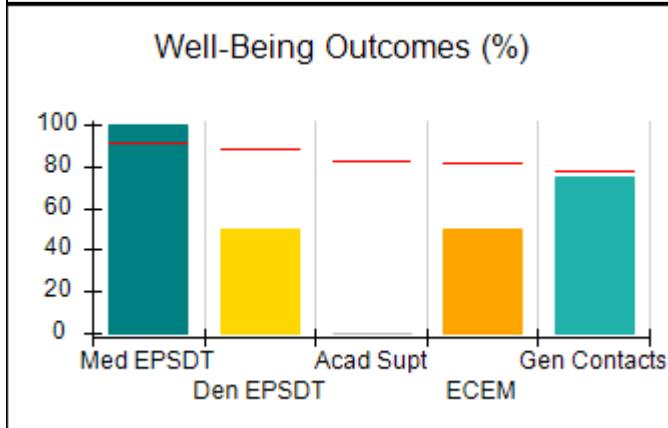
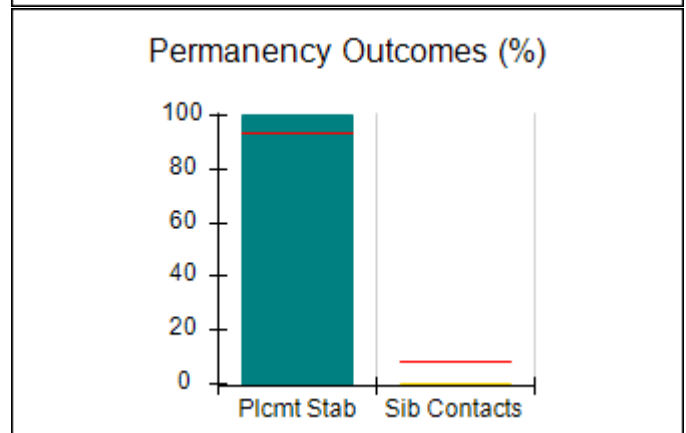
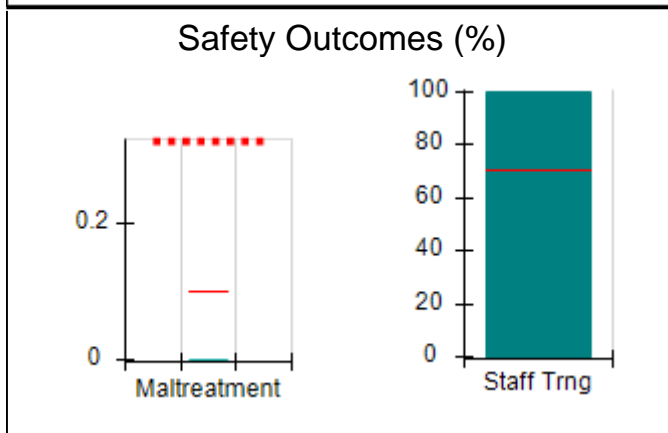
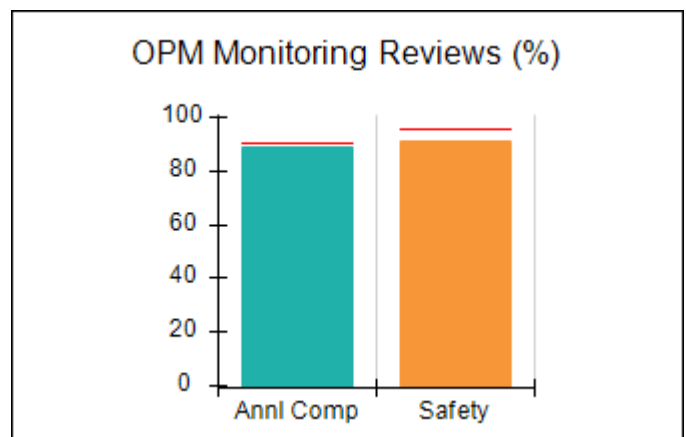
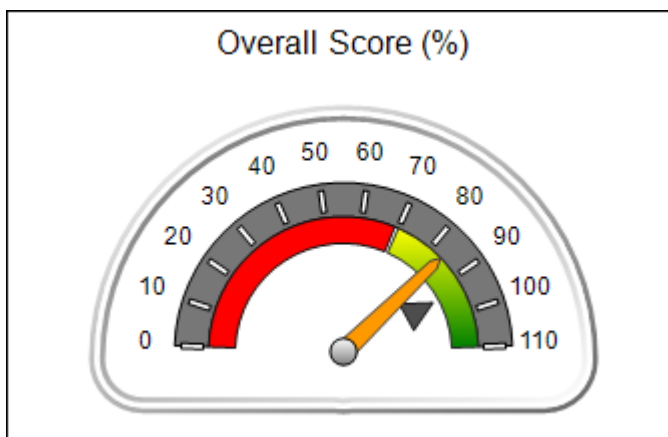
Quarterly Scores (Grades)		Current Quarter Score (Grade)
Q1: 73.72 (C-)	Q2: 83.79 (B-)	83.79% (B-)
Q3: 96.67 (A)	Q4: 89.67 (B+)	

Program Census Information:	# Children in Care During Quarter: 2	# Placements During Quarter: 2	# Children in Care On Last Day: 1
-----------------------------	--------------------------------------	--------------------------------	-----------------------------------

**Quarterly Provider Comparisons to All CCIs**

■■■■■■■■ indicates MalTx Threshold

▼ indicates average for all CCIs





**DHS, DFCS, Office of Provider Management**  
**Performance-Based Placement Measures**  
**RBWO Provider GA+SCORECARD - CCI**



**Report Quarter: Q2 FY2016**

Provider/Program Name: Youth Villages (Inner Harbour Campus) - Douglasville: The Ranch Boys (711) - CCI				
5261 Dorsett Shoals Rd., Douglasville, GA 30135		Quarterly Scores (Grades)		Current Quarter Score (Grade)
Phone: 770-852-6300		Q1: 73.72 (C-)	Q2: 83.79 (B-)	83.79%
Vendor ID# 117421		Q3: 96.67 (A)	Q4: 89.67 (B+)	(B-)
Program Census Information:		# Children in Care During Quarter: 2	# Placements During Quarter: 2	# Children in Care On Last Day: 1
	Avg Performance All CCIs (%)	Provider Performance (%)*	Possible Points (Weight)	Provider Points Earned
<b>OPM Monitoring Reviews</b>				
Annual Comprehensive Reviews	91%	89%	25	22.33
Safety Reviews	96%	91%	15	13.71
<b>Monitoring Sub-Total</b>			<b>40</b>	<b>36.04</b>
<b>CCI Safety Outcomes</b>				
Incidence of Maltreatment	0.10%	No Substantiated Reports	10	10.00
Staff Training	70%	100%	4	4.00
<b>Safety Sub-Total</b>			<b>14</b>	<b>14.00</b>
<b>CCI Permanency Outcomes</b>				
Placement Stability	94%	100%	15	15.00
Sibling Contacts	8%	0%	5	0.00
<b>Permanency Sub-Total</b>			<b>20</b>	<b>15.00</b>
<b>CCI Well-Being Outcomes</b>				
EPSDT Medical Visits	91%	100%	4	4.00
EPSDT Dental Visits	88%	50%	4	2.00
Academic Supports	83%	0%	4	0.00
Provider ECEM Visits	81%	50%	7	3.50
Provider General Contacts	77%	75%	7	5.25
<b>Well-Being Sub-Total</b>			<b>26</b>	<b>14.75</b>
*Performance calculation descriptions can be found in the FY 2016 RBWO PBP Measurements and Standards Guide.				

<b>Monitoring &amp; Outcomes: Possible Points = 100</b>	<b>Points Earned = 79.79</b>
<b>Score Before Incentives Credit</b>	<b>79.79%</b>
<b>Incentives Awarded</b>	<b>4.00 pts</b>
<b>PBP Verification</b>	<b>N/A pts</b>
<b>Total Score</b>	<b>83.79%</b>

**Provider/Program Name: Youth Villages (Inner Harbour Campus) - Douglasville: The Ranch Boys (711) - CCI**



**DHS, DFCS, Office of Provider Management**  
**Performance-Based Placement Measures**  
**RBWO Provider GA+SCORECARD - CCI**



**Report Quarter: Q2 FY2016**

Program Census Information:		# Children in Care During Quarter: 2	# Placements During Quarter: 2	# Children in Care On Last Day: 1
CCI Incentive Credits	Avg Performance All CCIs (Points)	Provider Performance (%)*	Possible Points (Weight)	Provider Points Earned
Early EPSDT Medical Visits		Not Eligible	2	
Early EPSDT Dental Visits		0%	2	0.00
Permanency Contacts		0%	5	0.00
Additional Academic Supports		0%	2	0.00
Active Agency Accreditation		100%	4	4.00
Staff Clinical Licensure		0%	5	0.00
Behavior Management (threshold = 0)		0%	4	0.00
<b>Incentives Total</b>	<b>7.95</b>		<b>24</b>	<b>4.00</b>
Maximum total combined incentive credit allowed is 10 points.			<b>Incentives Awarded</b>	<b>4.00</b>

\*Performance calculation descriptions can be found in the FY 2016 RBWO PBP Measurements and Standards Guide.

Child Protective Services Investigations and Dispositions		
The following investigations data, which is not used for scoring but is considered significant to a provider's performance, is from Georgia SHINES and is not considered final or complete until the end of the fiscal year.		
Total Reports:	0	
Number Screened In:	0	
Number Screened Out:	0	
Number Substantiated:	0	
Number Unsubstantiated:	0	
Number Active CPS Investigations:	0	



**DHS, DFCS, Office of Provider Management**  
**Performance-Based Placement Measures**  
**RBWO Provider GA+SCORECARD - CCI**



**Report Quarter: Q2 FY2016**

**Provider/Program Name: Youth Villages (Inner Harbour Campus) - EXCEL Program: Boys (1027) - CCI**

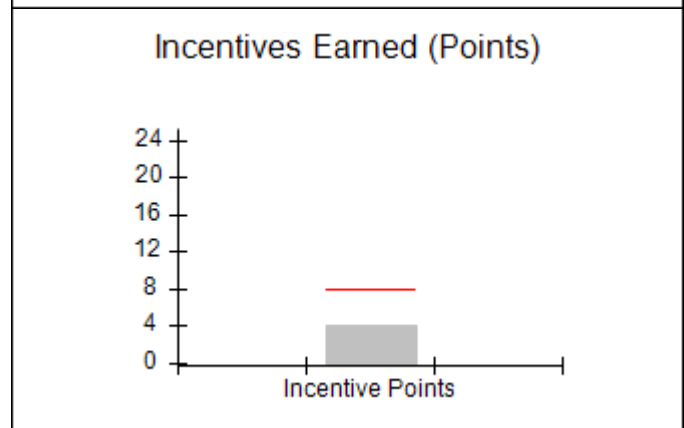
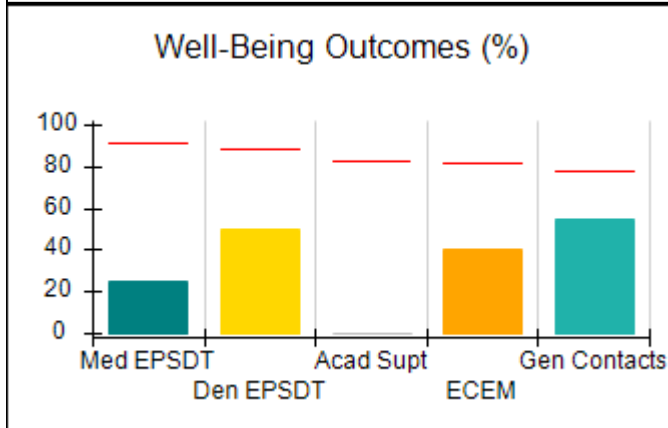
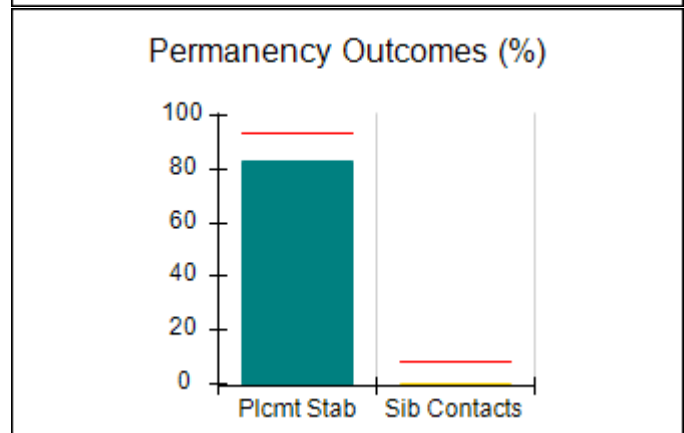
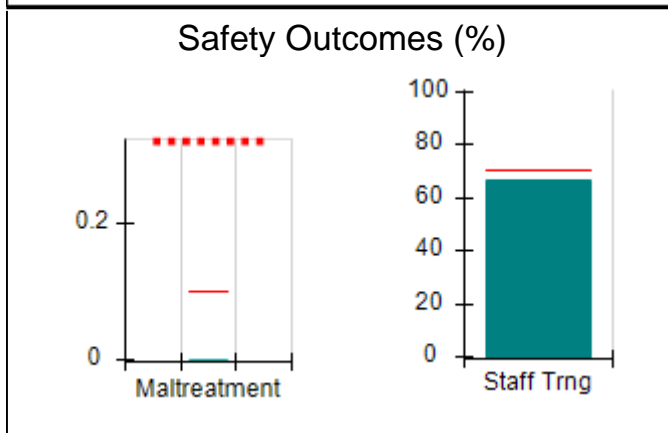
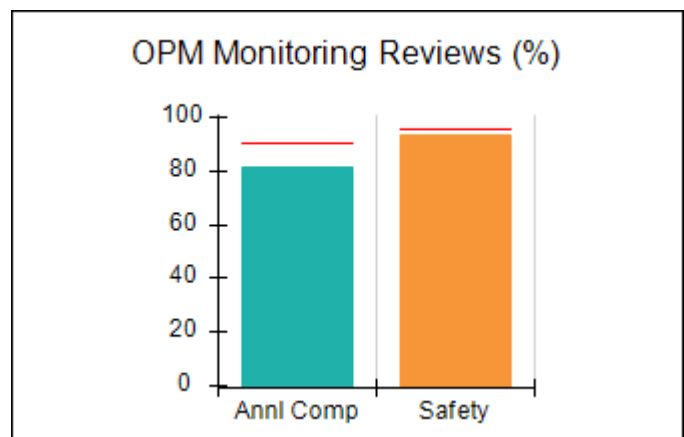
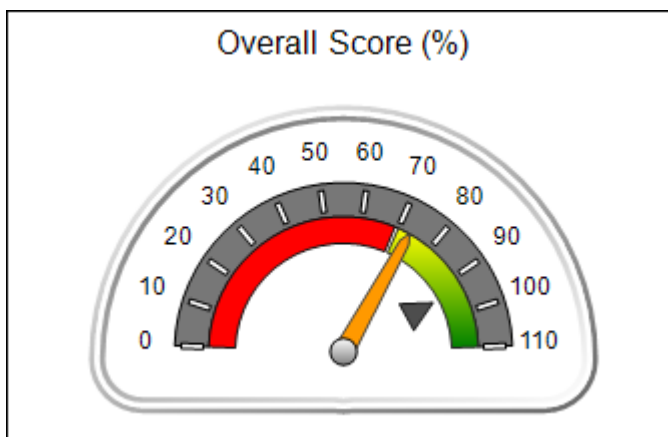
4685 Dorsett Shoals Rd., Douglasville, GA 30135  Phone: 770-852-6300  Vendor ID# 89114	Quarterly Scores (Grades)		Current Quarter Score (Grade)
	Q1: 69.13 (D+)	Q2: 73.27 (C-)	73.27%
	Q3: 75.58 (C)	Q4: 80.70 (B-)	(C-)

Program Census Information:	# Children in Care During Quarter: 6	# Placements During Quarter: 6	# Children in Care On Last Day: 4
-----------------------------	--------------------------------------	--------------------------------	-----------------------------------

**Quarterly Provider Comparisons to All CCIs**

■■■■■■■■ indicates MalTx Threshold

▼ ————— indicates average for all CCIs





**DHS, DFCS, Office of Provider Management**  
**Performance-Based Placement Measures**  
**RBWO Provider GA+SCORECARD - CCI**



**Report Quarter: Q2 FY2016**

**Provider/Program Name: Youth Villages (Inner Harbour Campus) - EXCEL Program: Boys (1027) - CCI**

<b>4685 Dorsett Shoals Rd., Douglasville, GA 30135</b>  <b>Phone: 770-852-6300</b>  <b>Vendor ID# 89114</b>	<b>Quarterly Scores (Grades)</b>		<b>Current Quarter Score (Grade)</b>
	<b>Q1: 69.13 (D+)</b>	<b>Q2: 73.27 (C-)</b>	<b>73.27%</b>
	<b>Q3: 75.58 (C)</b>	<b>Q4: 80.70 (B-)</b>	<b>(C-)</b>

<b>Program Census Information:</b>	<b># Children in Care During Quarter: 6</b>	<b># Placements During Quarter: 6</b>	<b># Children in Care On Last Day: 4</b>
------------------------------------	---	---------------------------------------	--

	<b>Avg Performance All CCIs (%)</b>	<b>Provider Performance (%)*</b>	<b>Possible Points (Weight)</b>	<b>Provider Points Earned</b>
--	-------------------------------------	----------------------------------	---------------------------------	-------------------------------

**OPM Monitoring Reviews**

Annual Comprehensive Reviews	91%	82%	25	20.46
Safety Reviews	96%	94%	15	14.03
<b>Monitoring Sub-Total</b>			<b>40</b>	<b>34.49</b>

**CCI Safety Outcomes**

Incidence of Maltreatment	0.10%	No Substantiated Reports	10	10.00
Staff Training	70%	67%	4	2.68
<b>Safety Sub-Total</b>			<b>14</b>	<b>12.68</b>

**CCI Permanency Outcomes**

Placement Stability	94%	83%	15	12.45
Sibling Contacts	8%	0%	5	0.00
<b>Permanency Sub-Total</b>			<b>20</b>	<b>12.45</b>

**CCI Well-Being Outcomes**

EPSDT Medical Visits	91%	25%	4	1.00
EPSDT Dental Visits	88%	50%	4	2.00
Academic Supports	83%	0%	4	0.00
Provider ECEM Visits	81%	40%	7	2.80
Provider General Contacts	77%	55%	7	3.85
<b>Well-Being Sub-Total</b>			<b>26</b>	<b>9.65</b>

\*Performance calculation descriptions can be found in the FY 2016 RBWO PBP Measurements and Standards Guide.

<b>Monitoring &amp; Outcomes: Possible Points = 100</b>		<b>Points Earned = 69.27</b>	
<b>Score Before Incentives Credit</b>		<b>69.27%</b>	
<b>Incentives Awarded</b>		<b>4.00 pts</b>	
<b>PBP Verification</b>		<b>N/A pts</b>	
<b>Total Score</b>		<b>73.27%</b>	

**Provider/Program Name: Youth Villages (Inner Harbour Campus) - EXCEL Program: Boys (1027) - CCI**





**DHS, DFCS, Office of Provider Management**  
**Performance-Based Placement Measures**  
**RBWO Provider GA+SCORECARD - CCI**



**Report Quarter: Q2 FY2016**

Program Census Information:		# Children in Care During Quarter: 6	# Placements During Quarter: 6	# Children in Care On Last Day: 4
CCI Incentive Credits	Avg Performance All CCIs (Points)	Provider Performance (%)*	Possible Points (Weight)	Provider Points Earned
Early EPSDT Medical Visits		0%	2	0.00
Early EPSDT Dental Visits		0%	2	0.00
Permanency Contacts		0%	5	0.00
Additional Academic Supports		0%	2	0.00
Active Agency Accreditation		100%	4	4.00
Staff Clinical Licensure		0%	5	0.00
Behavior Management (threshold = 0)		0%	4	0.00
<b>Incentives Total</b>	<b>7.95</b>		<b>24</b>	<b>4.00</b>
Maximum total combined incentive credit allowed is 10 points.			<b>Incentives Awarded</b>	<b>4.00</b>

\*Performance calculation descriptions can be found in the FY 2016 RBWO PBP Measurements and Standards Guide.

Child Protective Services Investigations and Dispositions		
The following investigations data, which is not used for scoring but is considered significant to a provider's performance, is from Georgia SHINES and is not considered final or complete until the end of the fiscal year.		
Total Reports:	1	
Number Screened In:	1	
Number Screened Out:	0	
Number Substantiated:	0	
Number Unsubstantiated:	0	
Number Active CPS Investigations:	1	