



RBWO Provider GA+SCORECARD - CCI

Performance-Based Placement Measures

FY 2016 Qtr 3

Office of Provider Management,
Georgia Department of Human Services

Care Solutions, Inc.



**RBWO Provider GA+SCORECARD - CCI**
FY2016 - Quarter 3**Table of Contents**

Provider	Page
A Friend's House - (563) - CCI	1
ACES Youth Home, Inc. - (formerly Appalachian Children's Shelter) (5167) - CCI	4
Advocates for Bartow's Children - Flowering Branch Children's Shelter (564) - CCI	7
Agape Behavioral Healthcare, Inc. - (694) - CCI	10
Alternative Youth Services, Inc. - (667) - CCI	13
Alyssa and Brothers, Inc. - dba Rowley Residence #2 (908) - CCI	16
AMI Kids Savannah River - (5161) - CCI	19
Ark Family Counseling Center, The - Ricky Homes/Dallas (569) - CCI	22
Ark Family Counseling Center, The - Ricky Homes/Decatur (571) - CCI	25
Ark Family Counseling Center, The - Ricky Homes/Lithonia (591) - CCI	28
Ark Family Counseling Center, The - Ricky Homes/Powder Springs (570) - CCI	31
Bald Ridge Lodge, Inc. - Bald Ridge Lodge (4124) - CCI	34
Beth-Ester Ministries - dba Restoration House 1 (817) - CCI	37
Broken Shackle Ranch - (576) - CCI	40
Caring and Sharing Home for Boys - (5191) - CCI	43
Carl Malone Foundation, Inc. - Mercy's Door I (993) - CCI	46
Carl Malone Foundation, Inc. - Mercy's Door II (994) - CCI	49
Carl Malone Foundation, Inc. - Mercy's Door III (1041) - CCI	52
Carrie Steele-Pitts Home, Inc. - (577) - CCI	55
Center for Children and Young Adults, The - Another Chance (578) - CCI	58
Center for Children and Young Adults, The - Connections ILP (5220) - CCI	61
Center for Children and Young Adults, The - Open Gate (579) - CCI	64
Chestnut Manor - (581) - CCI	67
CHRIS 180 Inc. - Dekalb (597) - CCI	70
CHRIS 180 Inc. - Douglas (598) - CCI	73
CHRIS 180 Inc. - Ellenwood (599) - CCI	76
CHRIS 180 Inc. - Fulton (601) - CCI	79
CHRIS 180 Inc. - Gwinnett (602) - CCI	82
CHRIS 180 Inc. - Rock Shadow (617) - CCI	85
CHRIS 180 Inc. - Sherwood (604) - CCI	88
CHRIS 180 Inc. - Stephenson (605) - CCI	91
Christian City Home for Children - (585) - CCI	94
Community Growth Children's Academy - (5169) - CCI	97
Coweta Teen Mothers & Babe Service Center, Inc. - (5145) - CCI	100
Deloach Group Home - (619) - CCI	103

**RBWO Provider GA+SCORECARD - CCI**
FY2016 - Quarter 3**Table of Contents**

Provider	Page
Devereux GA Treatment Network - MAAC Plus (5134) - CCI	106
Dr. Xavier Moore Home for Boys, LLC - (formerly Family Community Care Centers) (634) - CCI	109
Elks Aidmore Children's Center - (628) - CCI	112
Embracing Arms - (944) - CCI	115
Embracing Arms - Jackson (5194) - CCI	118
Families First - Cherokee Boys Group Home (637) - CCI	121
Families First - Gwindale Girls Group Home (640) - CCI	124
Families First - Second Chance Home (642) - CCI	127
Family Choices - (5153) - CCI	130
Family Crisis Center of Walker, Dade, Catoosa, Chattooga Counties - The Cottage (645) - CCI	133
Family Support Council - Oak Haven Second Chance Home (646) - CCI	136
Foundation Group Home, Inc. - CCI (992) - CCI	139
Genesis House for Homeless, Inc. - (654) - CCI	142
Georgia Baptist Children's Home & Family Ministries - Alice's House (663) - CCI	145
Georgia Baptist Children's Home & Family Ministries - Angel's House (657) - CCI	148
Georgia Baptist Children's Home & Family Ministries - Baxley Campus (664) - CCI	151
Georgia Baptist Children's Home & Family Ministries - dba Good Shepherd The (685) - CCI	154
Georgia Baptist Children's Home & Family Ministries - Fayette Program: Johnson Home (660) - CCI	157
Georgia Baptist Children's Home & Family Ministries - Maternity Home (662) - CCI	160
Georgia Baptist Children's Home & Family Ministries - Meansville Campus (666) - CCI	163
Georgia Baptist Children's Home & Family Ministries - Palmetto Campus (864) - CCI	166
Georgia Sheriff's Youth Home - dba Boys Ranch (676) - CCI	169
Georgia Sheriff's Youth Home - dba Cherokee Estate (677) - CCI	172
Georgia Sheriff's Youth Home - dba Herrington Homes (678) - CCI	175
Georgia Sheriff's Youth Home - dba Mountainview (963) - CCI	178
Georgia Sheriff's Youth Home - dba Pineland (679) - CCI	181
Goshen Valley Foundation - dba Goshen Valley Boy's Ranch (687) - CCI	184
Goshen Valley Foundation - dba Hope House (5196) - CCI	187
Greenbriar Children's Center - (688) - CCI	190
Guardian Home of Hope, Inc. - (5187) - CCI	193
Gwinnett Children's Shelter - Boy's Program (690) - CCI	196
HARP Foundation, Inc. - Vidalia Campus (693) - CCI	199
Hephzibah Children's Home - Basic Residential 101-106 (695) - CCI	202
Hephzibah Children's Home - Second Chance Home (4625) - CCI	205
House of Dawn - Second Chance Home (918) - CCI	208

**RBWO Provider GA+SCORECARD - CCI**
FY2016 - Quarter 3**Table of Contents**

Provider	Page
House of Inspiration - (706) - CCI	211
Jesse's House - (614) - CCI	214
Kenneth B. Walker Residential Home - 11th Avenue (5224) - CCI	217
Kenneth B. Walker Residential Home - Amos (5223) - CCI	220
Kenneth B. Walker Residential Home - Bunche (5222) - CCI	223
Kenneth B. Walker Residential Home - Forston (5221) - CCI	226
Kidspeace - Bowdon Residential Campus (715) - CCI	229
Liberty County Children's Home - dba Gabriel's House (725) - CCI	232
Light of Hope and Love Ministry, Inc. - Heritage House (5143) - CCI	235
Little Debbie's Second Chance Home, Inc. - (formerly Celine's Place) (884) - CCI	238
Little Debbie's Second Chance Home, Inc. - Boys to Men (1042) - CCI	241
Little Debbie's Second Chance Home, Inc. - Columbia (5214) - CCI	244
Little Debbie's Second Chance Home, Inc. - dba Ida's Cove III (5111) - CCI	247
Little Debbie's Second Chance Home, Inc. - DePauw (5207) - CCI	250
Little Debbie's Second Chance Home, Inc. - Ellenwood Second Chance Home (966) - CCI	253
Little Debbie's Second Chance Home, Inc. - Joseph Ladder (5133) - CCI	256
Little Debbie's Second Chance Home, Inc. - Maternity Home (5139) - CCI	259
Little Debbie's Second Chance Home, Inc. - Redan (5213) - CCI	262
Marcella's Community Safe House - (5173) - CCI	265
Mentoring Youth Services - (5122) - CCI	268
Methodist Home for Children & Youth, The - Arabella (1016) - CCI	271
Methodist Home for Children & Youth, The - dba Americus Group Home (749) - CCI	274
Methodist Home for Children & Youth, The - dba St. Marys Group Home (750) - CCI	277
Methodist Home for Children & Youth, The - dba Valdosta Group Home (752) - CCI	280
Methodist Home for Children & Youth, The - Macon (754) - CCI	283
Methodist Home for Children & Youth, The - Our House at Carpenter's Way Ranch (1015) - CCI	286
Methodist Home for Children & Youth, The - STARS Program (753) - CCI	289
Morningstar Children and Family Services - Morningstar Youth Estate Center-Residential Program (764) - CCI	292
Mountain Top Boys' Home, Inc. - (888) - CCI	295
Murphy-Harpst Children's Centers - (770) - CCI	298
North Georgia Angel House - (925) - CCI	301
Northwest Georgia Girls Home - (779) - CCI	304
Open Arms - Bridge I - Miller Rd. (787) - CCI	307
Open Arms Children's Network - dba Ordered Steps Home for Girls (4320) - CCI	310
Open Arms of Blue Ridge, Inc. - (5135) - CCI	313

**RBWO Provider GA+SCORECARD - CCI**
FY2016 - Quarter 3**Table of Contents**

Provider	Page
Open Door Home - Boys Annex Long Term Program (940) - CCI	316
Open Door Home - Girls Annex Long Term Program (939) - CCI	319
Our House for Kids - (792) - CCI	322
Park Place Outreach (formerly Marshland Foundation) - (732) - CCI	325
Positive Growth - Ponce De Leon Ave. (795) - CCI	328
Positive Growth - Ponce de Leon Ave. II - TLP (955) - CCI	331
Rainbow Children's Home - (809) - CCI	334
Rainbow House Emergency Shelter for Children - (810) - CCI	337
Raintree Village - Lowndes County (811) - CCI	340
Refuge House, The - (945) - CCI	343
Safe Harbor Children's Center, Inc. - (820) - CCI	346
Safe Harbor Children's Center, Inc. - Hamer House (4958) - CCI	349
Seeds of Excellence - (5154) - CCI	352
Smith Group Home - (824) - CCI	355
Star Island - (1021) - CCI	358
Stroman Account & Property - dba My Sister's Keeper (892) - CCI	361
Taking A Step Beyond - (5158) - CCI	364
Testament Health & Counseling Services, LLC - Testament House (5197) - CCI	367
The Good Shepherd Ranch - (5193) - CCI	370
Treutlen House at New Ebenezer, Inc. - (4228) - CCI	373
Turning Point Homes - Ahmonie's Cottage (1003) - CCI	376
Turning Point Homes - Francois Cottage (829) - CCI	379
Turning Point Homes - Joshua Cottage I (830) - CCI	382
Turning Point Homes - Turning Point Cottage (833) - CCI	385
Twin Cedars Youth Services (formerly Georgia Industrial Children's Home) - Campus of Twin Cedar Youth Service (4340) - CCI	388
Twin Cedars Youth Services - Anne Elizabeth Shepherd (835) - CCI	391
Twin Cedars Youth Services - Bradfield Center (846) - CCI	394
Twin Cedars Youth Services - Connections (837) - CCI	397
Twin Cedars Youth Services - Magnolia Second Chance Home (844) - CCI	400
Twin Cedars Youth Services - Reality House (841) - CCI	403
Vanessa's Place - (5162) - CCI	406
Vashti Center, The - (852) - CCI	409
Visions of Hope for Boys - (978) - CCI	412
Weekes House, Inc. - Weekes House (5178) - CCI	415
Wellspring Living, Inc. - (5168) - CCI	418



DHS, DFCS, Office of Provider Management
RBWO Provider GA+SCORECARD - CCI
FY2016 - Quarter 3



Table of Contents

Provider	Page
Young Adult Guidance Center, The - (860) - CCI	421
Youth Villages (Inner Harbour Campus) - Douglas Center: Girls (624) - CCI	424
Youth Villages (Inner Harbour Campus) - Douglasville: The Ranch Boys (711) - CCI	427
Youth Villages (Inner Harbour Campus) - EXCEL Program: Boys (1027) - CCI	430



DHS, DFCS, Office of Provider Management
Performance-Based Placement Measures
RBWO Provider GA+SCORECARD - CCI
Report Quarter: Q3 FY2016



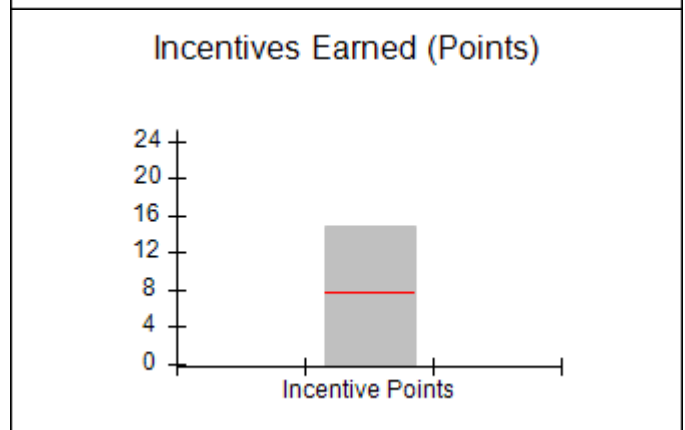
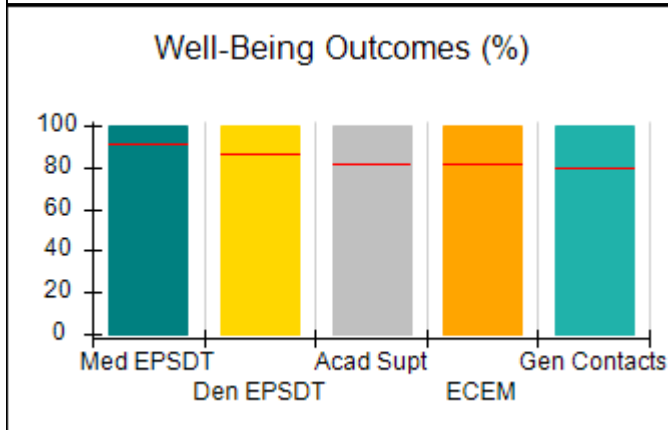
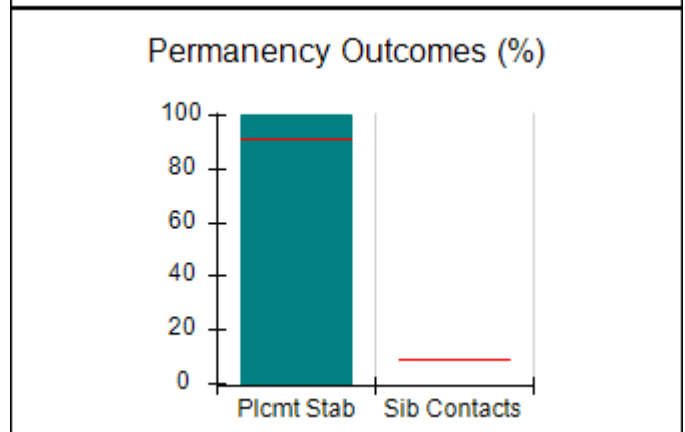
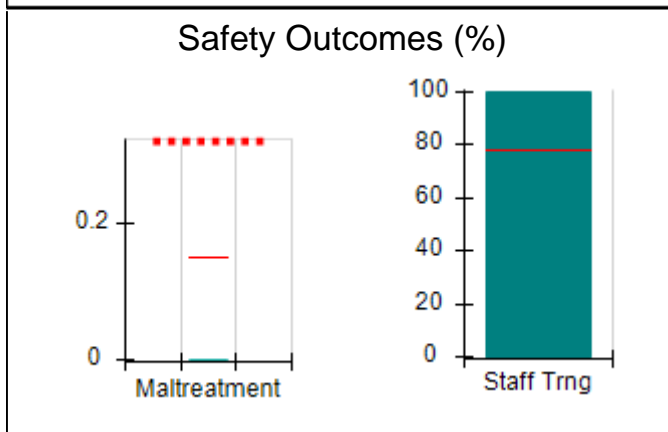
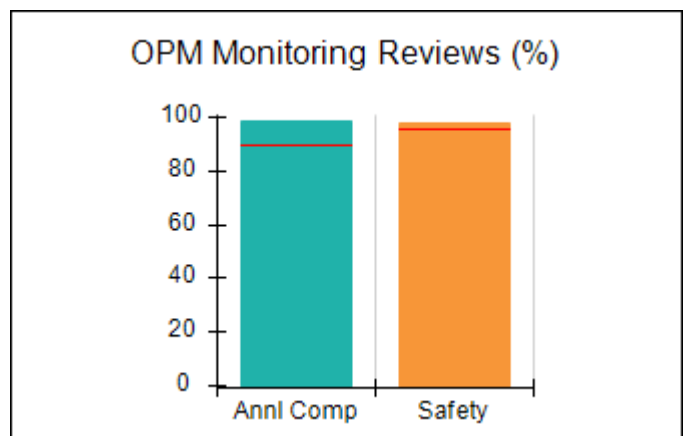
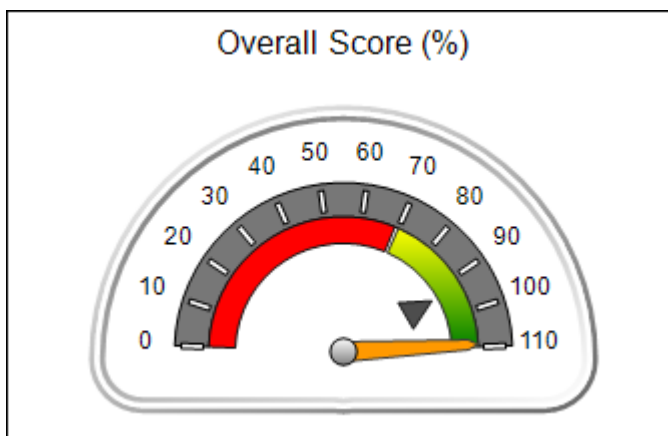
Provider/Program Name: A Friend's House - (563) - CCI

111 Henry Pkwy., McDonough, GA 30253 Phone: 678-432-1630 Vendor ID# 35215	Quarterly Scores (Grades)		Current Quarter Score (Grade)
	Q1: 107.86 (A+)	Q2: 107.73 (A+)	109.32% (A+)
	Q3: 109.32 (A+)	Q4: 107.32 (A+)	
Program Census Information:	# Children in Care During Quarter: 44	# Placements During Quarter: 44	# Children in Care On Last Day: 17

Quarterly Provider Comparisons to All CCIs

■■■■■■■■ indicates MalTx Threshold

▼ ————— indicates average for all CCIs





DHS, DFCS, Office of Provider Management
Performance-Based Placement Measures
RBWO Provider GA+SCORECARD - CCI
Report Quarter: Q3 FY2016



Provider/Program Name: A Friend's House - (563) - CCI

111 Henry Pkwy., McDonough, GA 30253 Phone: 678-432-1630 Vendor ID# 35215	Quarterly Scores (Grades)		Current Quarter Score (Grade)
	Q1: 107.86 (A+)	Q2: 107.73 (A+)	109.32%
	Q3: 109.32 (A+)	Q4: 107.32 (A+)	(A+)

Program Census Information:	# Children in Care During Quarter: 44	# Placements During Quarter: 44	# Children in Care On Last Day: 17
-----------------------------	---------------------------------------	---------------------------------	------------------------------------

	Avg Performance All CCIs (%)	Provider Performance (%)*	Possible Points (Weight)	Provider Points Earned
--	-------------------------------------	----------------------------------	---------------------------------	-------------------------------

OPM Monitoring Reviews

Annual Comprehensive Reviews	90%	98%	25	24.62
Safety Reviews	96%	98%	15	14.70
Monitoring Sub-Total			40	39.32

CCI Safety Outcomes

Incidence of Maltreatment	0.15%	No Substantiated Reports	10	10.00
Staff Training	78%	100%	4	4.00
Safety Sub-Total			14	14.00

CCI Permanency Outcomes

Placement Stability	91%	100%	20	20.00
Sibling Contacts	9%	None Planned		
Permanency Sub-Total			20	20.00

CCI Well-Being Outcomes

EPSDT Medical Visits	91%	100%	4	4.00
EPSDT Dental Visits	87%	100%	4	4.00
Academic Supports	82%	100%	4	4.00
Provider ECEM Visits	82%	100%	7	7.00
Provider General Contacts	80%	100%	7	7.00
Well-Being Sub-Total			26	26.00

*Performance calculation descriptions can be found in the FY 2016 RBWO PBP Measurements and Standards Guide.

Monitoring & Outcomes: Possible Points = 100		Points Earned = 99.32	
Score Before Incentives Credit		99.32%	
Incentives Awarded		10.00 pts	
PBP Verification		N/A pts	
Total Score		109.32%	

Provider/Program Name: A Friend's House - (563) - CCI



DHS, DFCS, Office of Provider Management
Performance-Based Placement Measures
RBWO Provider GA+SCORECARD - CCI



Report Quarter: Q3 FY2016

Program Census Information:		# Children in Care During Quarter: 44	# Placements During Quarter: 44	# Children in Care On Last Day: 17
CCI Incentive Credits	Avg Performance All CCIs (Points)	Provider Performance (%)*	Possible Points (Weight)	Provider Points Earned
Early EPSDT Medical Visits		100%	2	2.00
Early EPSDT Dental Visits		100%	2	2.00
Permanency Contacts		100%	5	5.00
Additional Academic Supports		89%	2	1.78
Active Agency Accreditation		0%	4	0.00
Staff Clinical Licensure		0%	5	0.00
Behavior Management (threshold = 0)		100%	4	4.00
Incentives Total	7.67		24	14.78
Maximum total combined incentive credit allowed is 10 points.			Incentives Awarded	10.00

*Performance calculation descriptions can be found in the FY 2016 RBWO PBP Measurements and Standards Guide.

Child Protective Services Investigations and Dispositions

The following investigations data, which is not used for scoring but is considered significant to a provider's performance, is from Georgia SHINES and is not considered final or complete until the end of the fiscal year.

Total Reports:	1
Number Screened In:	0
Number Screened Out:	1
Number Substantiated:	0
Number Unsubstantiated:	0
Number Active CPS Investigations:	0



DHS, DFCS, Office of Provider Management
Performance-Based Placement Measures
RBWO Provider GA+SCORECARD - CCI



Report Quarter: Q3 FY2016

Provider/Program Name: ACES Youth Home, Inc. - (formerly Appalachian Children's Shelter) (5167) - CCI

133 Cares Drive, Jasper, GA 30143

Phone: 706-253-2375

Vendor ID# 115379

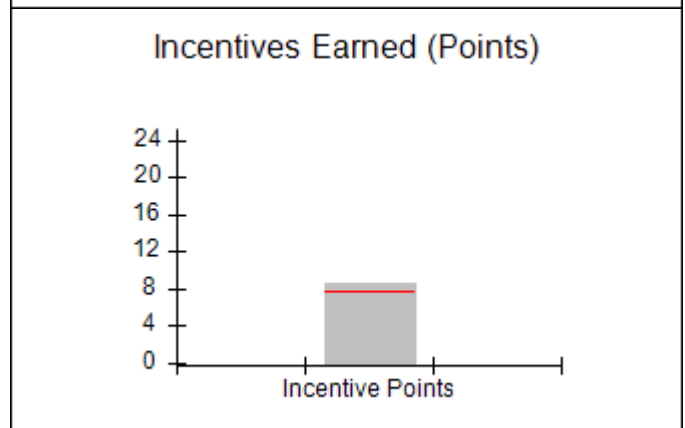
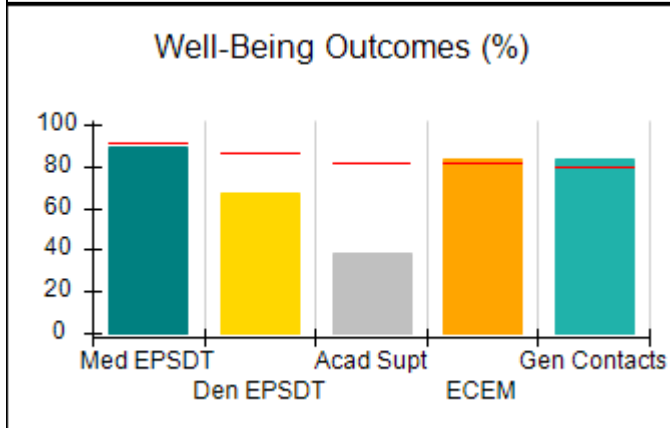
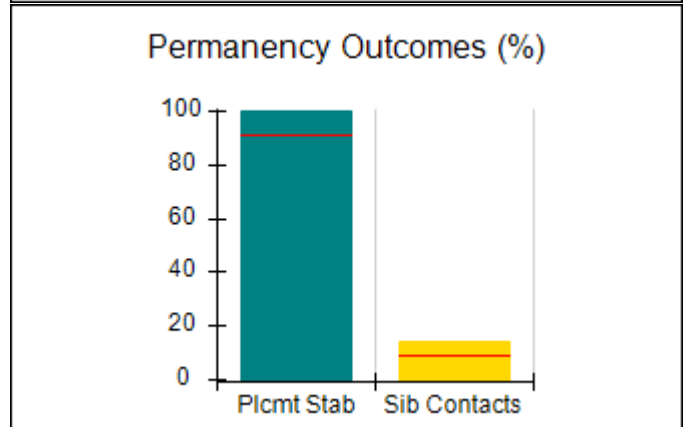
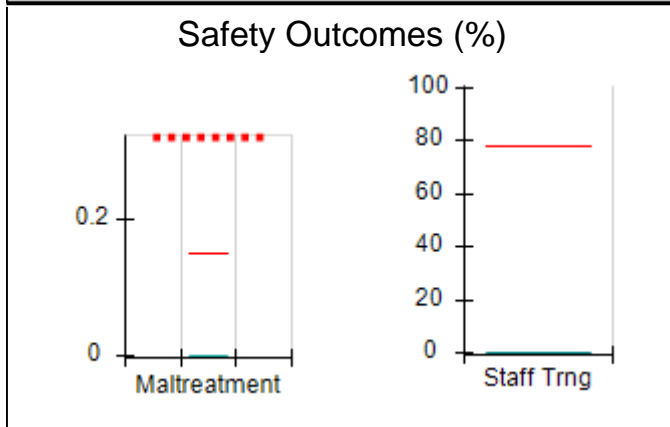
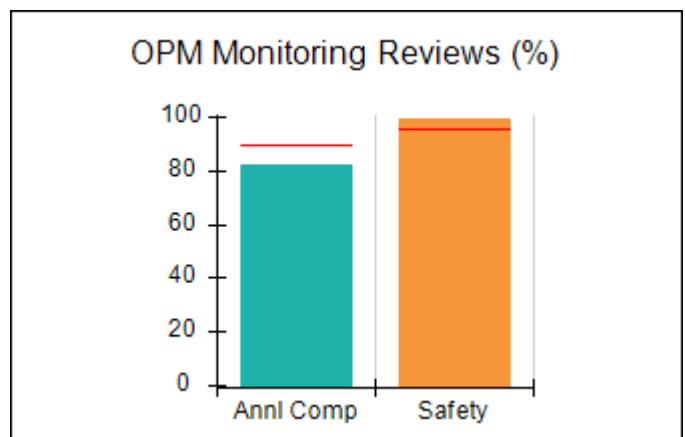
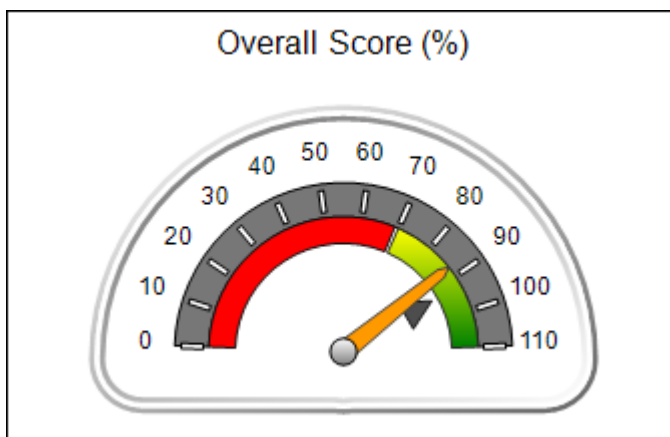
Quarterly Scores (Grades)		Current Quarter Score (Grade)
Q1: 99.26 (A+)	Q2: 99.39 (A+)	87.11% (B+)
Q3: 87.11 (B+)	Q4: 72.93 (C-)	

Program Census Information:	# Children in Care During Quarter: 12	# Placements During Quarter: 13	# Children in Care On Last Day: 10
-----------------------------	---------------------------------------	---------------------------------	------------------------------------

Quarterly Provider Comparisons to All CCIs

■■■■■■■■ indicates MalTx Threshold

▼ ————— indicates average for all CCIs





DHS, DFCS, Office of Provider Management
Performance-Based Placement Measures
RBWO Provider GA+SCORECARD - CCI



Report Quarter: Q3 FY2016

Provider/Program Name: ACES Youth Home, Inc. - (formerly Appalachian Children's Shelter) (5167) - CCI				
133 Cares Drive, Jasper, GA 30143		Quarterly Scores (Grades)		Current Quarter Score (Grade)
Phone: 706-253-2375		Q1: 99.26 (A+)	Q2: 99.39 (A+)	87.11%
Vendor ID# 115379		Q3: 87.11 (B+)	Q4: 72.93 (C-)	(B+)
Program Census Information:		# Children in Care During Quarter: 12	# Placements During Quarter: 13	# Children in Care On Last Day: 10
	Avg Performance All CCIs (%)	Provider Performance (%)*	Possible Points (Weight)	Provider Points Earned
OPM Monitoring Reviews				
Annual Comprehensive Reviews	90%	82%	25	20.50
Safety Reviews	96%	99%	15	14.91
Monitoring Sub-Total			40	35.41
CCI Safety Outcomes				
Incidence of Maltreatment	0.15%	No Substantiated Reports	10	10.00
Staff Training	78%	0%	4	0.00
Safety Sub-Total			14	10.00
CCI Permanency Outcomes				
Placement Stability	91%	100%	15	15.00
Sibling Contacts	9%	14%	5	0.70
Permanency Sub-Total			20	15.70
CCI Well-Being Outcomes				
EPSDT Medical Visits	91%	89%	4	3.56
EPSDT Dental Visits	87%	67%	4	2.68
Academic Supports	82%	39%	4	1.56
Provider ECEM Visits	82%	83%	7	5.81
Provider General Contacts	80%	83%	7	5.81
Well-Being Sub-Total			26	19.42
*Performance calculation descriptions can be found in the FY 2016 RBWO PBP Measurements and Standards Guide.				

Monitoring & Outcomes: Possible Points = 100		Points Earned = 80.53	
Score Before Incentives Credit			80.53%
Incentives Awarded			8.65 pts
PBP Verification			-2.07 pts
Total Score			87.11%

Provider/Program Name: ACES Youth Home, Inc. - (formerly Appalachian Children's Shelter) (5167) - CCI



DHS, DFCS, Office of Provider Management
Performance-Based Placement Measures
RBWO Provider GA+SCORECARD - CCI



Report Quarter: Q3 FY2016

Program Census Information:		# Children in Care During Quarter: 12	# Placements During Quarter: 13	# Children in Care On Last Day: 10
CCI Incentive Credits	Avg Performance All CCIs (Points)	Provider Performance (%)*	Possible Points (Weight)	Provider Points Earned
Early EPSDT Medical Visits		80%	2	1.60
Early EPSDT Dental Visits		50%	2	1.00
Permanency Contacts		31%	5	1.55
Additional Academic Supports		25%	2	0.50
Active Agency Accreditation		0%	4	0.00
Staff Clinical Licensure		0%	5	0.00
Behavior Management (threshold = 0)		100%	4	4.00
Incentives Total	7.67		24	8.65
Maximum total combined incentive credit allowed is 10 points.			Incentives Awarded	8.65
*Performance calculation descriptions can be found in the FY 2016 RBWO PBP Measurements and Standards Guide.				

Child Protective Services Investigations and Dispositions

The following investigations data, which is not used for scoring but is considered significant to a provider's performance, is from Georgia SHINES and is not considered final or complete until the end of the fiscal year.

Total Reports:	1
Number Screened In:	0
Number Screened Out:	1
Number Substantiated:	0
Number Unsubstantiated:	0
Number Active CPS Investigations:	0



DHS, DFCS, Office of Provider Management
Performance-Based Placement Measures
RBWO Provider GA+SCORECARD - CCI



Report Quarter: Q3 FY2016

Provider/Program Name: Advocates for Bartow's Children - Flowering Branch Children's Shelter (564) - CCI

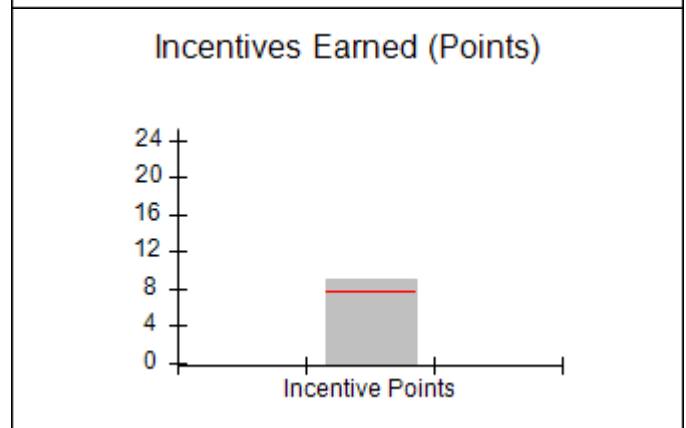
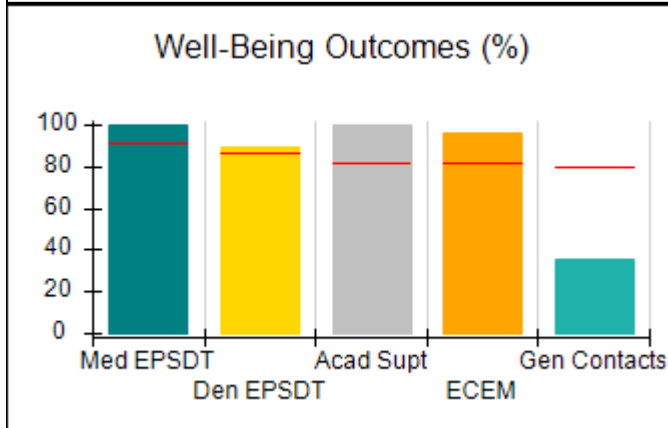
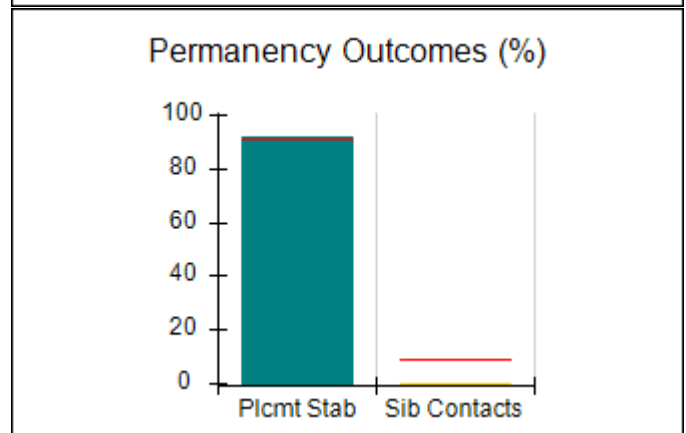
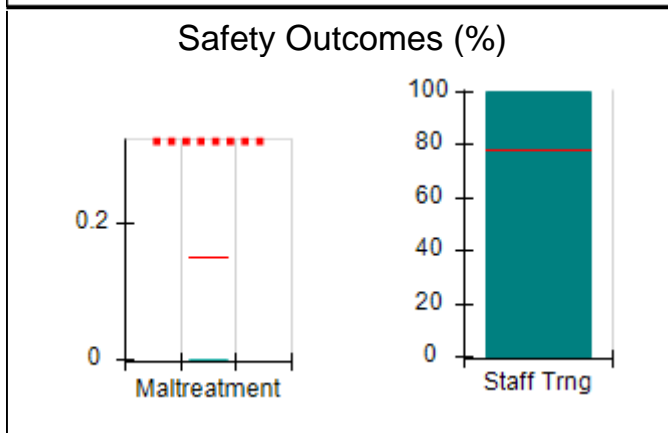
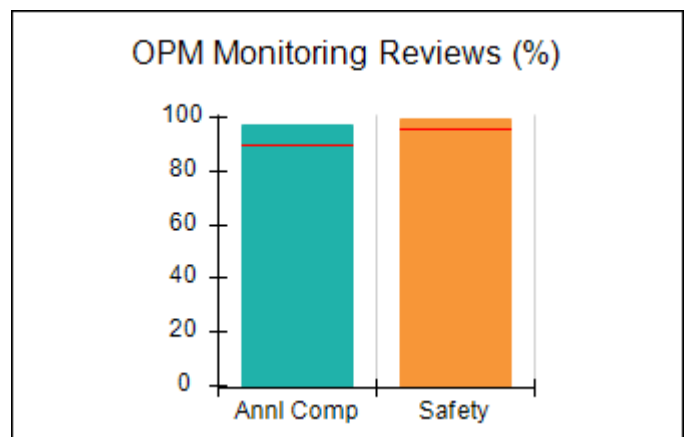
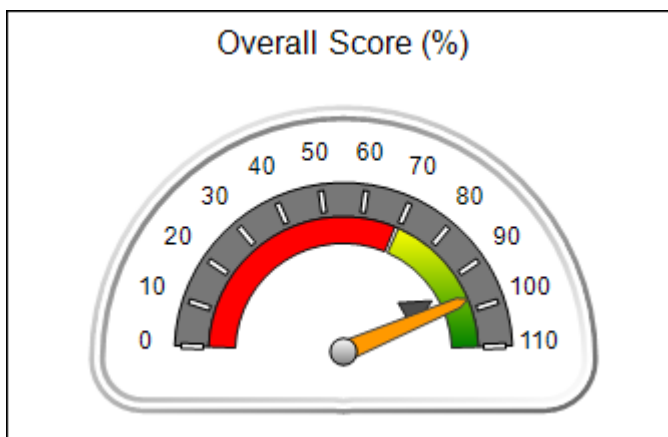
49 Monroe Crossing, Cartersville, GA 30120 Phone: 770-382-6180 Vendor ID# 35217	Quarterly Scores (Grades)		Current Quarter Score (Grade)
	Q1: 104.45 (A+)	Q2: 97.60 (A+)	96.91%
	Q3: 96.91 (A)	Q4: 101.24 (A+)	(A)

Program Census Information:	# Children in Care During Quarter: 12	# Placements During Quarter: 12	# Children in Care On Last Day: 9
-----------------------------	---------------------------------------	---------------------------------	-----------------------------------

Quarterly Provider Comparisons to All CCIs

■■■■■■■■ indicates MalTx Threshold

▼ ————— indicates average for all CCIs





DHS, DFCS, Office of Provider Management
Performance-Based Placement Measures
RBWO Provider GA+SCORECARD - CCI



Report Quarter: Q3 FY2016

Provider/Program Name: Advocates for Bartow's Children - Flowering Branch Children's Shelter (564) - CCI

49 Monroe Crossing, Cartersville, GA 30120 Phone: 770-382-6180 Vendor ID# 35217	Quarterly Scores (Grades)		Current Quarter Score (Grade)
	Q1: 104.45 (A+)	Q2: 97.60 (A+)	96.91%
	Q3: 96.91 (A)	Q4: 101.24 (A+)	(A)

Program Census Information:	# Children in Care During Quarter: 12	# Placements During Quarter: 12	# Children in Care On Last Day: 9
-----------------------------	---------------------------------------	---------------------------------	-----------------------------------

	Avg Performance All CCIs (%)	Provider Performance (%)*	Possible Points (Weight)	Provider Points Earned
--	-------------------------------------	----------------------------------	---------------------------------	-------------------------------

OPM Monitoring Reviews

Annual Comprehensive Reviews	90%	97%	25	24.33
Safety Reviews	96%	99%	15	14.88
Monitoring Sub-Total			40	39.21

CCI Safety Outcomes

Incidence of Maltreatment	0.15%	No Substantiated Reports	10	10.00
Staff Training	78%	100%	4	4.00
Safety Sub-Total			14	14.00

CCI Permanency Outcomes

Placement Stability	91%	92%	15	13.80
Sibling Contacts	9%	0%	5	0.00
Permanency Sub-Total			20	13.80

CCI Well-Being Outcomes

EPSDT Medical Visits	91%	100%	4	4.00
EPSDT Dental Visits	87%	89%	4	3.56
Academic Supports	82%	100%	4	4.00
Provider ECEM Visits	82%	96%	7	6.72
Provider General Contacts	80%	36%	7	2.52
Well-Being Sub-Total			26	20.80

*Performance calculation descriptions can be found in the FY 2016 RBWO PBP Measurements and Standards Guide.

Monitoring & Outcomes: Possible Points = 100		Points Earned = 87.81	
Score Before Incentives Credit		87.81%	
Incentives Awarded		9.10 pts	
PBP Verification		N/A pts	
Total Score		96.91%	

Provider/Program Name: Advocates for Bartow's Children - Flowering Branch Children's Shelter (564) - CCI



DHS, DFCS, Office of Provider Management
Performance-Based Placement Measures
RBWO Provider GA+SCORECARD - CCI



Report Quarter: Q3 FY2016

Program Census Information:		# Children in Care During Quarter: 12	# Placements During Quarter: 12	# Children in Care On Last Day: 9
CCI Incentive Credits	Avg Performance All CCIs (Points)	Provider Performance (%)*	Possible Points (Weight)	Provider Points Earned
Early EPSDT Medical Visits		100%	2	2.00
Early EPSDT Dental Visits		67%	2	1.34
Permanency Contacts		0%	5	0.00
Additional Academic Supports		88%	2	1.76
Active Agency Accreditation		0%	4	0.00
Staff Clinical Licensure		0%	5	0.00
Behavior Management (threshold = 0)		100%	4	4.00
Incentives Total	7.67		24	9.10
Maximum total combined incentive credit allowed is 10 points.			Incentives Awarded	9.10

*Performance calculation descriptions can be found in the FY 2016 RBWO PBP Measurements and Standards Guide.

Child Protective Services Investigations and Dispositions		
The following investigations data, which is not used for scoring but is considered significant to a provider's performance, is from Georgia SHINES and is not considered final or complete until the end of the fiscal year.		
Total Reports:	2	
Number Screened In:	1	
Number Screened Out:	1	
Number Substantiated:	0	
Number Unsubstantiated:	0	
Number Active CPS Investigations:	1	



DHS, DFCS, Office of Provider Management
Performance-Based Placement Measures
RBWO Provider GA+SCORECARD - CCI
Report Quarter: Q3 FY2016



Provider/Program Name: Agape Behavioral Healthcare, Inc. - (694) - CCI

3830 Old Gordon Rd, Atlanta, GA 30336

Phone: 404-505-7619

Vendor ID# 35410

Quarterly Scores (Grades)

Current Quarter Score (Grade)

Q1: 92.52 (A-)

Q2: 92.86 (A-)

95.49%

Q3: 95.49 (A)

Q4: 85.60 (B)

(A)

Program Census Information:

Children in Care During Quarter: 13

Placements During Quarter: 13

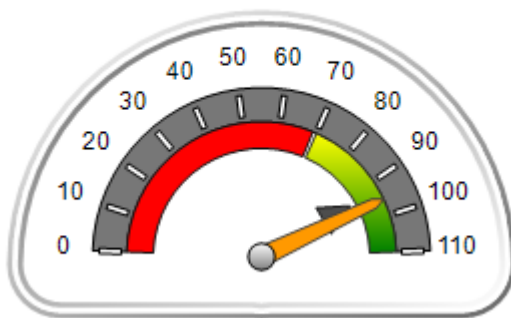
Children in Care On Last Day: 9

Quarterly Provider Comparisons to All CCIs

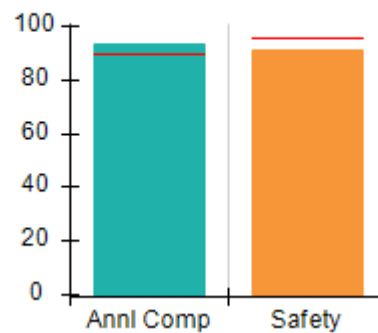
■■■■■■■■ indicates MalTx Threshold

▼ ————— indicates average for all CCIs

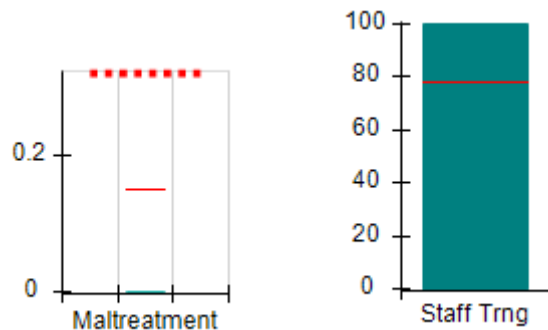
Overall Score (%)



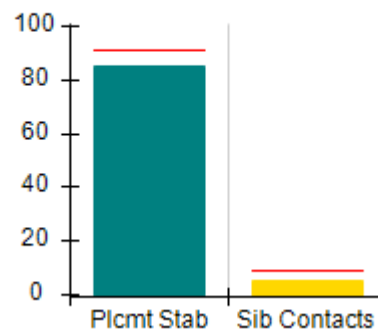
OPM Monitoring Reviews (%)



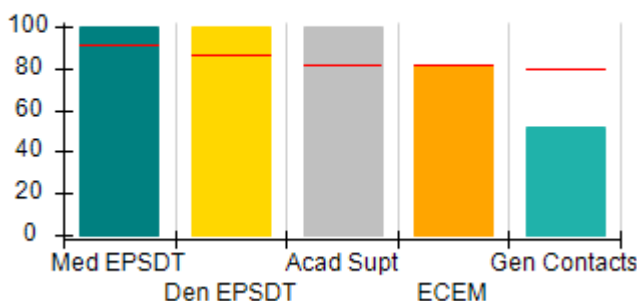
Safety Outcomes (%)



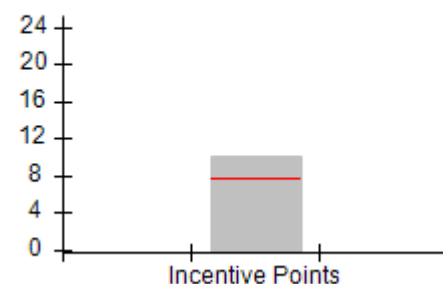
Permanency Outcomes (%)



Well-Being Outcomes (%)



Incentives Earned (Points)





DHS, DFCS, Office of Provider Management
Performance-Based Placement Measures
RBWO Provider GA+SCORECARD - CCI
Report Quarter: Q3 FY2016



Provider/Program Name: Agape Behavioral Healthcare, Inc. - (694) - CCI

3830 Old Gordon Rd, Atlanta, GA 30336 Phone: 404-505-7619 Vendor ID# 35410	Quarterly Scores (Grades)		Current Quarter Score (Grade)
	Q1: 92.52 (A-)	Q2: 92.86 (A-)	95.49%
	Q3: 95.49 (A)	Q4: 85.60 (B)	(A)

Program Census Information:	# Children in Care During Quarter: 13	# Placements During Quarter: 13	# Children in Care On Last Day: 9
-----------------------------	---------------------------------------	---------------------------------	-----------------------------------

	Avg Performance All CCIs (%)	Provider Performance (%)*	Possible Points (Weight)	Provider Points Earned
--	-------------------------------------	----------------------------------	---------------------------------	-------------------------------

OPM Monitoring Reviews

Annual Comprehensive Reviews	90%	94%	25	23.45
Safety Reviews	96%	91%	15	13.67
Monitoring Sub-Total			40	37.11

CCI Safety Outcomes

Incidence of Maltreatment	0.15%	No Substantiated Reports	10	10.00
Staff Training	78%	100%	4	4.00
Safety Sub-Total			14	14.00

CCI Permanency Outcomes

Placement Stability	91%	85%	15	12.75
Sibling Contacts	9%	5%	5	0.25
Permanency Sub-Total			20	13.00

CCI Well-Being Outcomes

EPSDT Medical Visits	91%	100%	4	4.00
EPSDT Dental Visits	87%	100%	4	4.00
Academic Supports	82%	100%	4	4.00
Provider ECEM Visits	82%	82%	7	5.74
Provider General Contacts	80%	52%	7	3.64
Well-Being Sub-Total			26	21.38

*Performance calculation descriptions can be found in the FY 2016 RBWO PBP Measurements and Standards Guide.

Monitoring & Outcomes: Possible Points = 100		Points Earned = 85.49	
Score Before Incentives Credit		85.49%	
Incentives Awarded		10.00 pts	
PBP Verification		N/A pts	
Total Score		95.49%	

Provider/Program Name: Agape Behavioral Healthcare, Inc. - (694) - CCI



DHS, DFCS, Office of Provider Management
Performance-Based Placement Measures
RBWO Provider GA+SCORECARD - CCI



Report Quarter: Q3 FY2016

Program Census Information:		# Children in Care During Quarter: 13	# Placements During Quarter: 13	# Children in Care On Last Day: 9
CCI Incentive Credits	Avg Performance All CCIs (Points)	Provider Performance (%)*	Possible Points (Weight)	Provider Points Earned
Early EPSDT Medical Visits		100%	2	2.00
Early EPSDT Dental Visits		100%	2	2.00
Permanency Contacts		0%	5	0.00
Additional Academic Supports		100%	2	2.00
Active Agency Accreditation		0%	4	0.00
Staff Clinical Licensure		0%	5	0.00
Behavior Management (threshold = 0)		100%	4	4.00
Incentives Total	7.67		24	10.00
Maximum total combined incentive credit allowed is 10 points.			Incentives Awarded	10.00

*Performance calculation descriptions can be found in the FY 2016 RBWO PBP Measurements and Standards Guide.

Child Protective Services Investigations and Dispositions		
The following investigations data, which is not used for scoring but is considered significant to a provider's performance, is from Georgia SHINES and is not considered final or complete until the end of the fiscal year.		
Total Reports:	4	
Number Screened In:	4	
Number Screened Out:	0	
Number Substantiated:	0	
Number Unsubstantiated:	4	
Number Active CPS Investigations:	0	



DHS, DFCS, Office of Provider Management
Performance-Based Placement Measures
RBWO Provider GA+SCORECARD - CCI
Report Quarter: Q3 FY2016



Provider/Program Name: Alternative Youth Services, Inc. - (667) - CCI

211 Goose Hollow Road, Reynolds, GA 31076

Phone: 478-847-2900

Vendor ID# 35223

Quarterly Scores (Grades)

Q1: 77.59 (C+)

Q2: 84.49 (B)

Q3: 86.37 (B)

Q4: 79.96 (C+)

Current Quarter Score (Grade)

86.37%

(B)

Program Census Information:

Children in Care During Quarter: 65

Placements During Quarter: 65

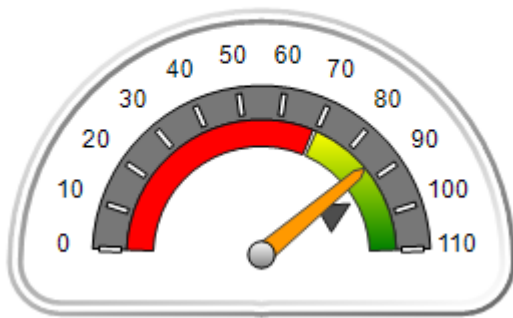
Children in Care On Last Day: 44

Quarterly Provider Comparisons to All CCIs

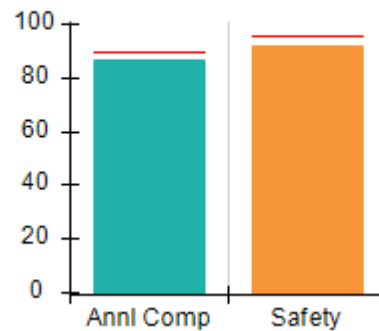
■■■■■■■■ indicates MalTx Threshold

▼ ————— indicates average for all CCIs

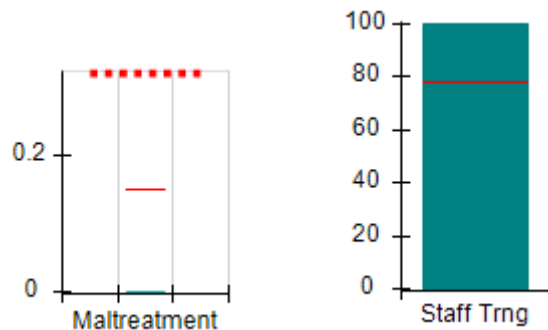
Overall Score (%)



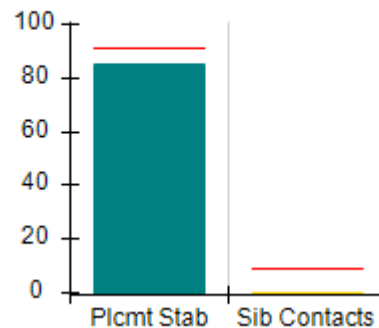
OPM Monitoring Reviews (%)



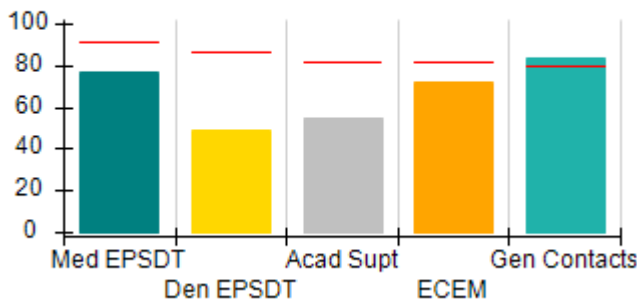
Safety Outcomes (%)



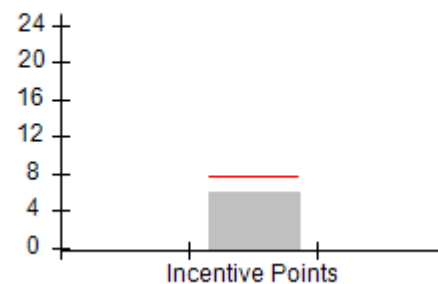
Permanency Outcomes (%)



Well-Being Outcomes (%)



Incentives Earned (Points)





DHS, DFCS, Office of Provider Management
Performance-Based Placement Measures
RBWO Provider GA+SCORECARD - CCI
Report Quarter: Q3 FY2016



Provider/Program Name: Alternative Youth Services, Inc. - (667) - CCI

211 Goose Hollow Road, Reynolds, GA 31076 Phone: 478-847-2900 Vendor ID# 35223	Quarterly Scores (Grades)		Current Quarter Score (Grade)
	Q1: 77.59 (C+)	Q2: 84.49 (B)	86.37%
	Q3: 86.37 (B)	Q4: 79.96 (C+)	(B)

Program Census Information:	# Children in Care During Quarter: 65	# Placements During Quarter: 65	# Children in Care On Last Day: 44
-----------------------------	---------------------------------------	---------------------------------	------------------------------------

	Avg Performance All CCIs (%)	Provider Performance (%)*	Possible Points (Weight)	Provider Points Earned
--	-------------------------------------	----------------------------------	---------------------------------	-------------------------------

OPM Monitoring Reviews

Annual Comprehensive Reviews	90%	87%	25	21.71
Safety Reviews	96%	92%	15	13.82
Monitoring Sub-Total			40	35.53

CCI Safety Outcomes

Incidence of Maltreatment	0.15%	No Substantiated Reports	10	10.00
Staff Training	78%	100%	4	4.00
Safety Sub-Total			14	14.00

CCI Permanency Outcomes

Placement Stability	91%	85%	15	12.75
Sibling Contacts	9%	0%	5	0.00
Permanency Sub-Total			20	12.75

CCI Well-Being Outcomes

EPSDT Medical Visits	91%	77%	4	3.08
EPSDT Dental Visits	87%	49%	4	1.96
Academic Supports	82%	55%	4	2.20
Provider ECEM Visits	82%	72%	7	5.04
Provider General Contacts	80%	83%	7	5.81
Well-Being Sub-Total			26	18.09

*Performance calculation descriptions can be found in the FY 2016 RBWO PBP Measurements and Standards Guide.

Monitoring & Outcomes: Possible Points = 100		Points Earned = 80.37	
Score Before Incentives Credit		80.37%	
Incentives Awarded		6.00 pts	
PBP Verification		N/A pts	
Total Score		86.37%	

Provider/Program Name: Alternative Youth Services, Inc. - (667) - CCI



DHS, DFCS, Office of Provider Management
Performance-Based Placement Measures
RBWO Provider GA+SCORECARD - CCI



Report Quarter: Q3 FY2016

Program Census Information:		# Children in Care During Quarter: 65	# Placements During Quarter: 65	# Children in Care On Last Day: 44
CCI Incentive Credits	Avg Performance All CCIs (Points)	Provider Performance (%)*	Possible Points (Weight)	Provider Points Earned
Early EPSDT Medical Visits		0%	2	0.00
Early EPSDT Dental Visits		0%	2	0.00
Permanency Contacts		0%	5	0.00
Additional Academic Supports		0%	2	0.00
Active Agency Accreditation		50%	4	2.00
Staff Clinical Licensure		0%	5	0.00
Behavior Management (threshold = 0)		100%	4	4.00
Incentives Total	7.67		24	6.00
Maximum total combined incentive credit allowed is 10 points.			Incentives Awarded	6.00

*Performance calculation descriptions can be found in the FY 2016 RBWO PBP Measurements and Standards Guide.

Child Protective Services Investigations and Dispositions		
The following investigations data, which is not used for scoring but is considered significant to a provider's performance, is from Georgia SHINES and is not considered final or complete until the end of the fiscal year.		
Total Reports:	4	
Number Screened In:	1	
Number Screened Out:	3	
Number Substantiated:	0	
Number Unsubstantiated:	0	
Number Active CPS Investigations:	1	



DHS, DFCS, Office of Provider Management
Performance-Based Placement Measures
RBWO Provider GA+SCORECARD - CCI
Report Quarter: Q3 FY2016



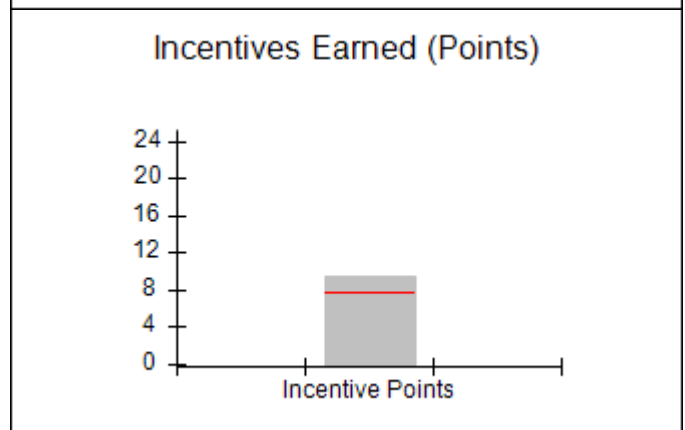
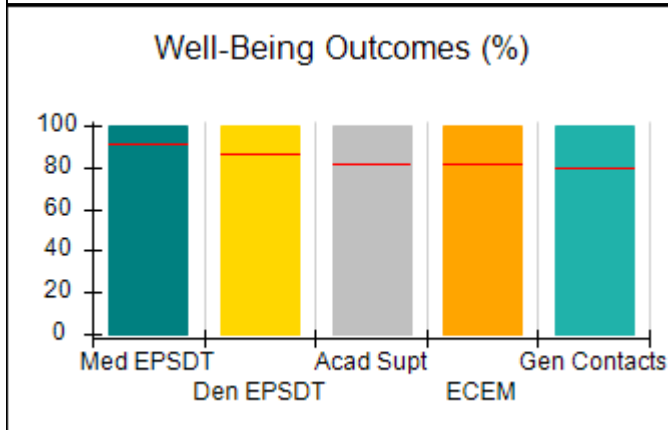
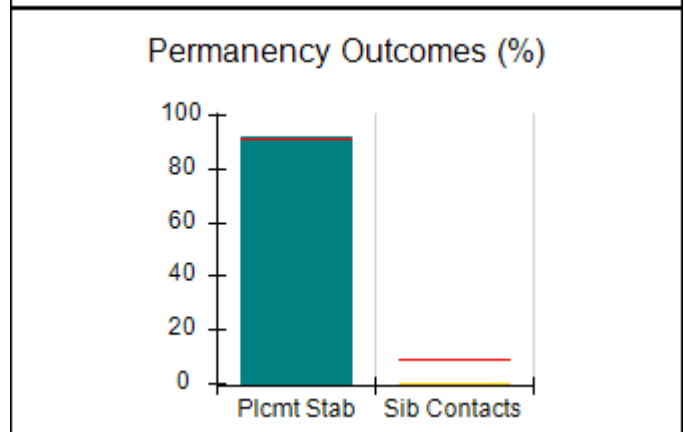
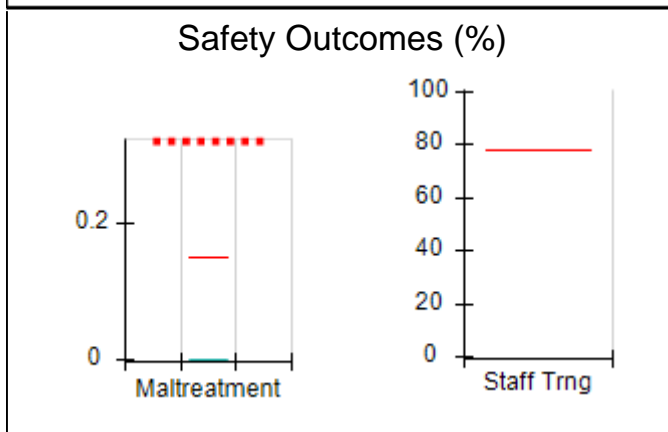
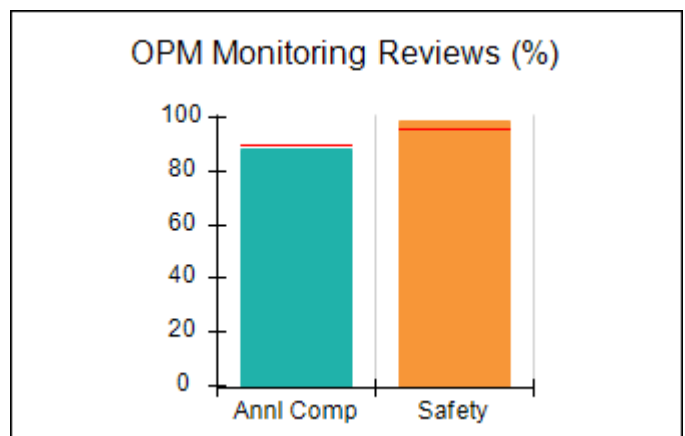
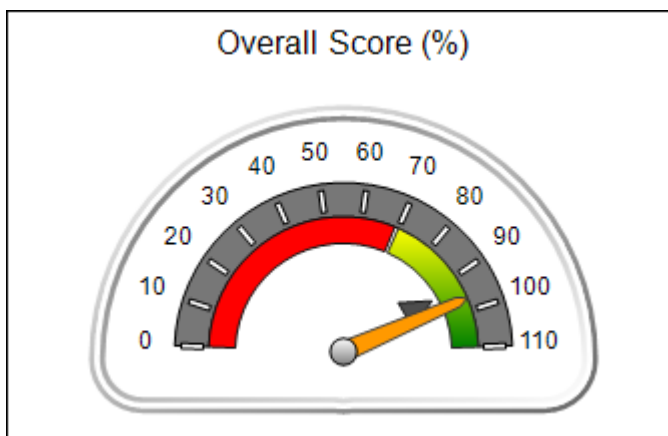
Provider/Program Name: Alyssa and Brothers, Inc. - dba Rowley Residence #2 (908) - CCI

4552 Dorset Circle, Decatur, GA 30035 Phone: 678 518-8633 Vendor ID# 35225	Quarterly Scores (Grades)		Current Quarter Score (Grade)
	Q1: 98.02 (A+)	Q2: 98.67 (A+)	96.67% (A)
	Q3: 96.67 (A)	Q4: 93.81 (A-)	
Program Census Information:	# Children in Care During Quarter: 12	# Placements During Quarter: 12	# Children in Care On Last Day: 6

Quarterly Provider Comparisons to All CCIs

■■■■■■■■ indicates MalTx Threshold

▼ ————— indicates average for all CCIs





DHS, DFCS, Office of Provider Management
Performance-Based Placement Measures
RBWO Provider GA+SCORECARD - CCI
Report Quarter: Q3 FY2016



Provider/Program Name: Alyssa and Brothers, Inc. - dba Rowley Residence #2 (908) - CCI

4552 Dorset Circle, Decatur, GA 30035 Phone: 678 518-8633 Vendor ID# 35225	Quarterly Scores (Grades)		Current Quarter Score (Grade)
	Q1: 98.02 (A+)	Q2: 98.67 (A+)	96.67%
	Q3: 96.67 (A)	Q4: 93.81 (A-)	(A)

Program Census Information:	# Children in Care During Quarter: 12	# Placements During Quarter: 12	# Children in Care On Last Day: 6
-----------------------------	---------------------------------------	---------------------------------	-----------------------------------

	Avg Performance All CCIs (%)	Provider Performance (%)*	Possible Points (Weight)	Provider Points Earned
--	-------------------------------------	----------------------------------	---------------------------------	-------------------------------

OPM Monitoring Reviews

Annual Comprehensive Reviews	90%	88%	25	22.08
Safety Reviews	96%	99%	15	14.82
Monitoring Sub-Total			40	36.91

CCI Safety Outcomes

Incidence of Maltreatment	0.15%	No Substantiated Reports	14	14.00
Staff Training	78%	Not Eligible		
Safety Sub-Total			14	14.00

CCI Permanency Outcomes

Placement Stability	91%	92%	15	13.80
Sibling Contacts	9%	0%	5	0.00
Permanency Sub-Total			20	13.80

CCI Well-Being Outcomes

EPSDT Medical Visits	91%	100%	4	4.00
EPSDT Dental Visits	87%	100%	4	4.00
Academic Supports	82%	100%	4	4.00
Provider ECEM Visits	82%	100%	7	7.00
Provider General Contacts	80%	100%	7	7.00
Well-Being Sub-Total			26	26.00

*Performance calculation descriptions can be found in the FY 2016 RBWO PBP Measurements and Standards Guide.

Monitoring & Outcomes: Possible Points = 100		Points Earned = 90.71	
Score Before Incentives Credit		90.71%	
Incentives Awarded		9.46 pts	
PBP Verification		-3.50 pts	
Total Score		96.67%	

Provider/Program Name: Alyssa and Brothers, Inc. - dba Rowley Residence #2 (908) - CCI



DHS, DFCS, Office of Provider Management
Performance-Based Placement Measures
RBWO Provider GA+SCORECARD - CCI



Report Quarter: Q3 FY2016

Program Census Information:		# Children in Care During Quarter: 12	# Placements During Quarter: 12	# Children in Care On Last Day: 6
CCI Incentive Credits	Avg Performance All CCIs (Points)	Provider Performance (%)*	Possible Points (Weight)	Provider Points Earned
Early EPSDT Medical Visits		100%	2	2.00
Early EPSDT Dental Visits		100%	2	2.00
Permanency Contacts		0%	5	0.00
Additional Academic Supports		73%	2	1.46
Active Agency Accreditation		0%	4	0.00
Staff Clinical Licensure		0%	5	0.00
Behavior Management (threshold = 0)		100%	4	4.00
Incentives Total	7.67		24	9.46
Maximum total combined incentive credit allowed is 10 points.			Incentives Awarded	9.46
*Performance calculation descriptions can be found in the FY 2016 RBWO PBP Measurements and Standards Guide.				

Child Protective Services Investigations and Dispositions		
The following investigations data, which is not used for scoring but is considered significant to a provider's performance, is from Georgia SHINES and is not considered final or complete until the end of the fiscal year.		
Total Reports:	0	
Number Screened In:	0	
Number Screened Out:	0	
Number Substantiated:	0	
Number Unsubstantiated:	0	
Number Active CPS Investigations:	0	



DHS, DFCS, Office of Provider Management
Performance-Based Placement Measures
RBWO Provider GA+SCORECARD - CCI
Report Quarter: Q3 FY2016



Provider/Program Name: AMI Kids Savannah River - (5161) - CCI

626 Old River Road, Sylvania, GA 30467

Phone: 912-829-5300

Vendor ID# 117807

Quarterly Scores (Grades)

Q1: 75.77 (C)

Q2: 86.13 (B)

Q3: 94.93 (A)

Q4: 93.96 (A-)

Current Quarter Score (Grade)

94.93%

(A)

Program Census Information:

Children in Care During Quarter: 19

Placements During Quarter: 19

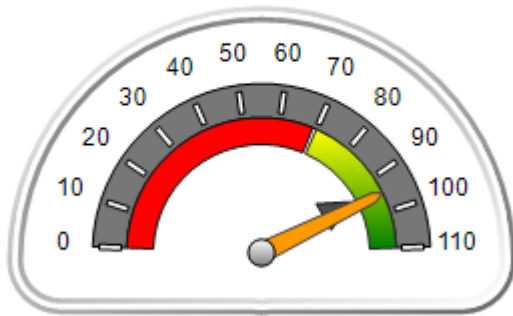
Children in Care On Last Day: 15

Quarterly Provider Comparisons to All CCIs

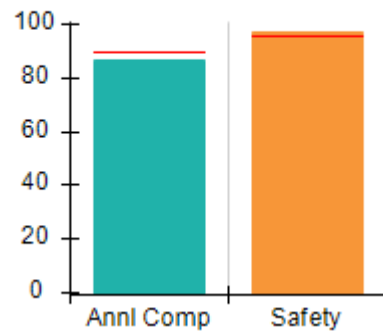
■■■■■■■■ indicates MalTx Threshold

▼ ————— indicates average for all CCIs

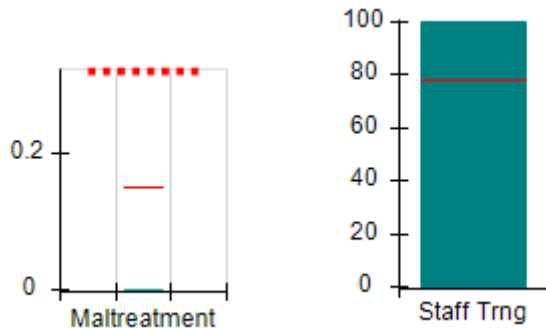
Overall Score (%)



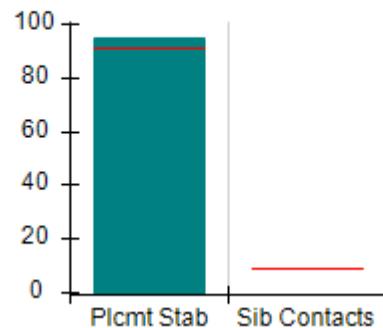
OPM Monitoring Reviews (%)



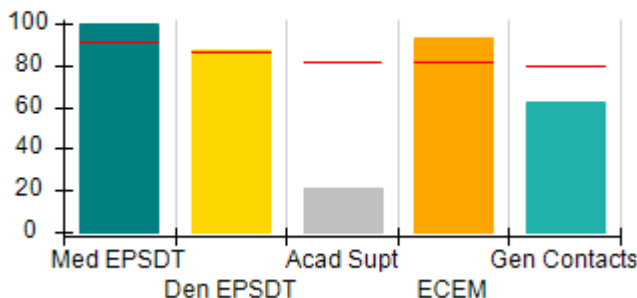
Safety Outcomes (%)



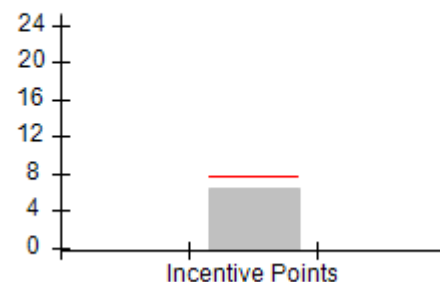
Permanency Outcomes (%)



Well-Being Outcomes (%)



Incentives Earned (Points)





DHS, DFCS, Office of Provider Management
Performance-Based Placement Measures
RBWO Provider GA+SCORECARD - CCI
Report Quarter: Q3 FY2016



Provider/Program Name: AMI Kids Savannah River - (5161) - CCI				
626 Old River Road, Sylvania, GA 30467		Quarterly Scores (Grades)		Current Quarter Score (Grade)
Phone: 912-829-5300		Q1: 75.77 (C)	Q2: 86.13 (B)	94.93% (A)
Vendor ID# 117807		Q3: 94.93 (A)	Q4: 93.96 (A-)	
Program Census Information:		# Children in Care During Quarter: 19	# Placements During Quarter: 19	# Children in Care On Last Day: 15
	Avg Performance All CCIs (%)	Provider Performance (%)*	Possible Points (Weight)	Provider Points Earned
OPM Monitoring Reviews				
Annual Comprehensive Reviews	90%	87%	25	21.71
Safety Reviews	96%	97%	15	14.55
Monitoring Sub-Total			40	36.26
CCI Safety Outcomes				
Incidence of Maltreatment	0.15%	No Substantiated Reports	10	10.00
Staff Training	78%	100%	4	4.00
Safety Sub-Total			14	14.00
CCI Permanency Outcomes				
Placement Stability	91%	95%	20	19.00
Sibling Contacts	9%	None Planned		
Permanency Sub-Total			20	19.00
CCI Well-Being Outcomes				
EPSDT Medical Visits	91%	100%	4	4.00
EPSDT Dental Visits	87%	87%	4	3.48
Academic Supports	82%	21%	4	0.84
Provider ECEM Visits	82%	93%	7	6.51
Provider General Contacts	80%	62%	7	4.34
Well-Being Sub-Total			26	19.17
*Performance calculation descriptions can be found in the FY 2016 RBWO PBP Measurements and Standards Guide.				

Monitoring & Outcomes: Possible Points = 100	Points Earned = 88.43
Score Before Incentives Credit	88.43%
Incentives Awarded	6.50 pts
PBP Verification	N/A pts
Total Score	94.93%

Provider/Program Name: AMI Kids Savannah River - (5161) - CCI



DHS, DFCS, Office of Provider Management
Performance-Based Placement Measures
RBWO Provider GA+SCORECARD - CCI



Report Quarter: Q3 FY2016

Program Census Information:		# Children in Care During Quarter: 19	# Placements During Quarter: 19	# Children in Care On Last Day: 15
CCI Incentive Credits	Avg Performance All CCIs (Points)	Provider Performance (%)*	Possible Points (Weight)	Provider Points Earned
Early EPSDT Medical Visits		100%	2	2.00
Early EPSDT Dental Visits		25%	2	0.50
Permanency Contacts		None Planned	5	
Additional Academic Supports		0%	2	0.00
Active Agency Accreditation		0%	4	0.00
Staff Clinical Licensure		0%	5	0.00
Behavior Management (threshold = 0)		100%	4	4.00
Incentives Total	7.67		24	6.50
Maximum total combined incentive credit allowed is 10 points.			Incentives Awarded	6.50

*Performance calculation descriptions can be found in the FY 2016 RBWO PBP Measurements and Standards Guide.

Child Protective Services Investigations and Dispositions		
The following investigations data, which is not used for scoring but is considered significant to a provider's performance, is from Georgia SHINES and is not considered final or complete until the end of the fiscal year.		
Total Reports:	3	
Number Screened In:	1	
Number Screened Out:	2	
Number Substantiated:	0	
Number Unsubstantiated:	0	
Number Active CPS Investigations:	1	



DHS, DFCS, Office of Provider Management
Performance-Based Placement Measures
RBWO Provider GA+SCORECARD - CCI



Report Quarter: Q3 FY2016

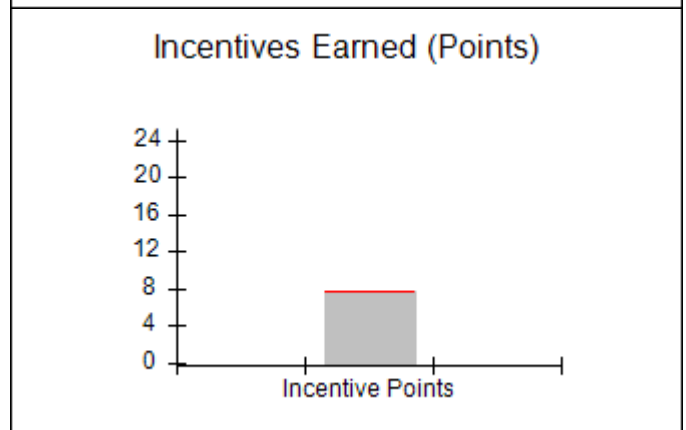
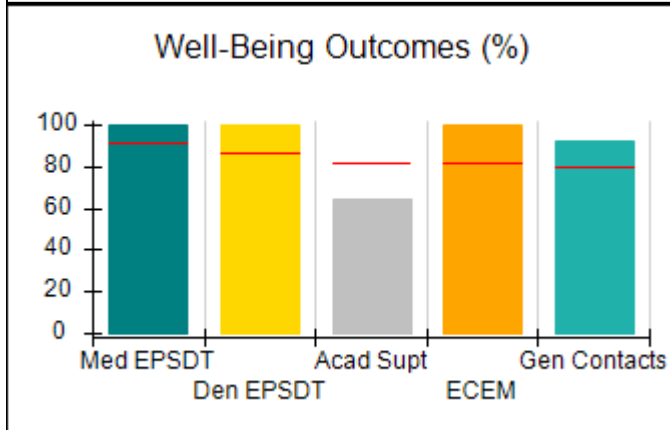
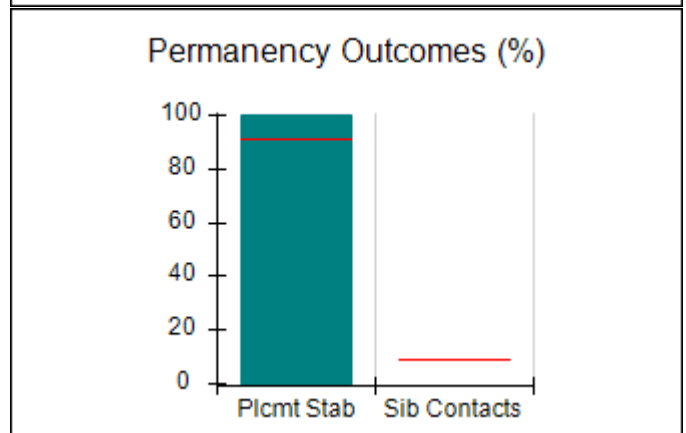
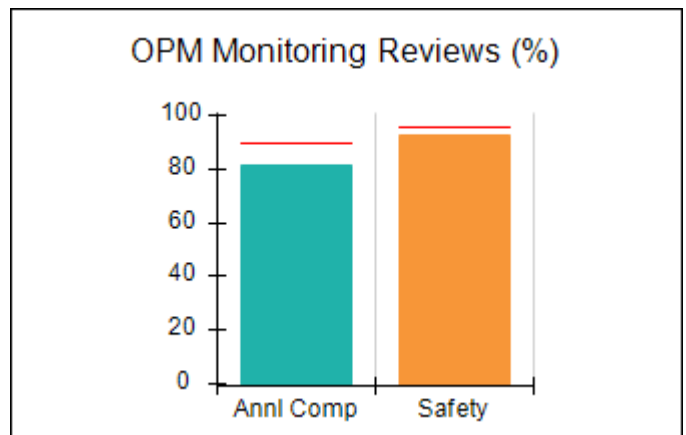
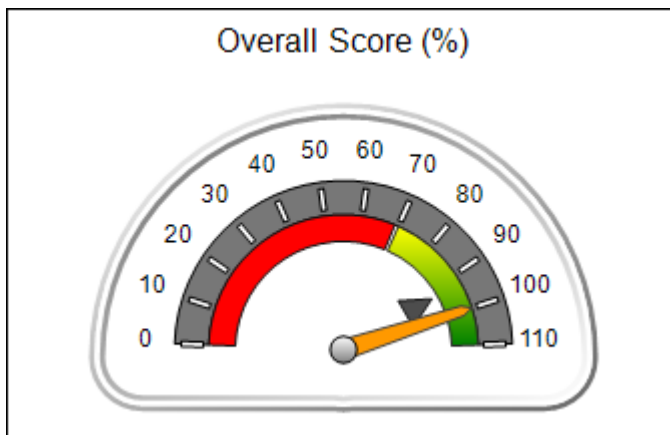
Provider/Program Name: Ark Family Counseling Center, The - Ricky Homes/Dallas (569) - CCI

615 Brooks St., Dallas, GA 30157 Phone: 770-593-0913 Vendor ID# 35231	Quarterly Scores (Grades)		Current Quarter Score (Grade)
	Q1: 100.12 (A+)	Q2: 96.08 (A)	99.99%
	Q3: 99.99 (A+)	Q4: 86.76 (B)	(A+)
Program Census Information:	# Children in Care During Quarter: 13	# Placements During Quarter: 13	# Children in Care On Last Day: 7

Quarterly Provider Comparisons to All CCIs

■■■■■■■■ indicates MalTx Threshold

▼ ————— indicates average for all CCIs





DHS, DFCS, Office of Provider Management
Performance-Based Placement Measures
RBWO Provider GA+SCORECARD - CCI



Report Quarter: Q3 FY2016

Provider/Program Name: Ark Family Counseling Center, The - Ricky Homes/Dallas (569) - CCI

615 Brooks St., Dallas, GA 30157		Quarterly Scores (Grades)		Current Quarter Score (Grade)
Phone: 770-593-0913		Q1: 100.12 (A+)	Q2: 96.08 (A)	99.99%
Vendor ID# 35231		Q3: 99.99 (A+)	Q4: 86.76 (B)	(A+)
Program Census Information:		# Children in Care During Quarter: 13	# Placements During Quarter: 13	# Children in Care On Last Day: 7
	Avg Performance All CCIs (%)	Provider Performance (%)*	Possible Points (Weight)	Provider Points Earned
OPM Monitoring Reviews				
Annual Comprehensive Reviews	90%	81%	25	20.33
Safety Reviews	96%	93%	15	13.89
Monitoring Sub-Total			40	34.21
CCI Safety Outcomes				
Incidence of Maltreatment	0.15%	No Substantiated Reports	10	10.00
Staff Training	78%	100%	4	4.00
Safety Sub-Total			14	14.00
CCI Permanency Outcomes				
Placement Stability	91%	100%	20	20.00
Sibling Contacts	9%	None Planned		
Permanency Sub-Total			20	20.00
CCI Well-Being Outcomes				
EPSDT Medical Visits	91%	100%	4	4.00
EPSDT Dental Visits	87%	100%	4	4.00
Academic Supports	82%	64%	4	2.56
Provider ECEM Visits	82%	100%	7	7.00
Provider General Contacts	80%	92%	7	6.44
Well-Being Sub-Total			26	24.00
*Performance calculation descriptions can be found in the FY 2016 RBWO PBP Measurements and Standards Guide.				

Monitoring & Outcomes: Possible Points = 100		Points Earned = 92.21	
Score Before Incentives Credit			92.21%
Incentives Awarded			7.78 pts
PBP Verification			N/A pts
Total Score			99.99%

Provider/Program Name: Ark Family Counseling Center, The - Ricky Homes/Dallas (569) - CCI



DHS, DFCS, Office of Provider Management
Performance-Based Placement Measures
RBWO Provider GA+SCORECARD - CCI



Report Quarter: Q3 FY2016

Program Census Information:		# Children in Care During Quarter: 13	# Placements During Quarter: 13	# Children in Care On Last Day: 7
CCI Incentive Credits	Avg Performance All CCIs (Points)	Provider Performance (%)*	Possible Points (Weight)	Provider Points Earned
Early EPSDT Medical Visits		100%	2	2.00
Early EPSDT Dental Visits		67%	2	1.34
Permanency Contacts		None Planned	5	
Additional Academic Supports		22%	2	0.44
Active Agency Accreditation		0%	4	0.00
Staff Clinical Licensure		0%	5	0.00
Behavior Management (threshold = 0)		100%	4	4.00
Incentives Total	7.67		24	7.78
Maximum total combined incentive credit allowed is 10 points.			Incentives Awarded	7.78

*Performance calculation descriptions can be found in the FY 2016 RBWO PBP Measurements and Standards Guide.

Child Protective Services Investigations and Dispositions

The following investigations data, which is not used for scoring but is considered significant to a provider's performance, is from Georgia SHINES and is not considered final or complete until the end of the fiscal year.

Total Reports:	0
Number Screened In:	0
Number Screened Out:	0
Number Substantiated:	0
Number Unsubstantiated:	0
Number Active CPS Investigations:	0



DHS, DFCS, Office of Provider Management
Performance-Based Placement Measures
RBWO Provider GA+SCORECARD - CCI



Report Quarter: Q3 FY2016

Provider/Program Name: Ark Family Counseling Center, The - Ricky Homes/Decatur (571) - CCI

2580 S. Hairston Road, Decatur, GA 30035

Phone: 770-593-0913

Vendor ID# 35229

Quarterly Scores (Grades)

Current Quarter Score (Grade)

Q1: 95.86 (A)

Q2: 94.40 (A)

95.86%

Q3: 95.86 (A)

Q4: 93.98 (A-)

(A)

Program Census Information:

Children in Care During
Quarter: 9

Placements During
Quarter: 9

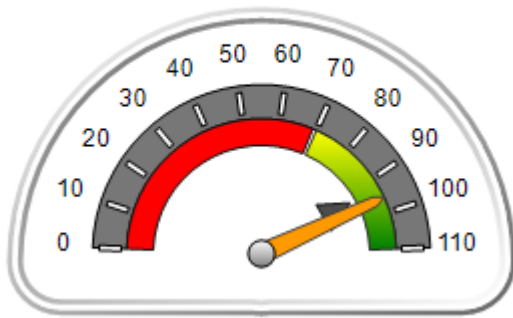
Children in Care On Last
Day: 5

Quarterly Provider Comparisons to All CCIs

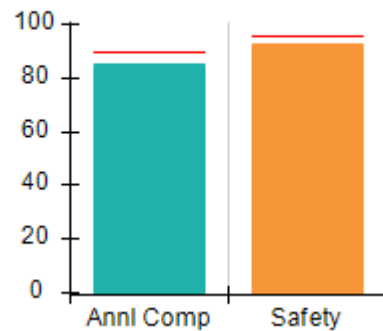
■■■■■■■■ indicates MalTx Threshold

▼ ————— indicates average for all CCIs

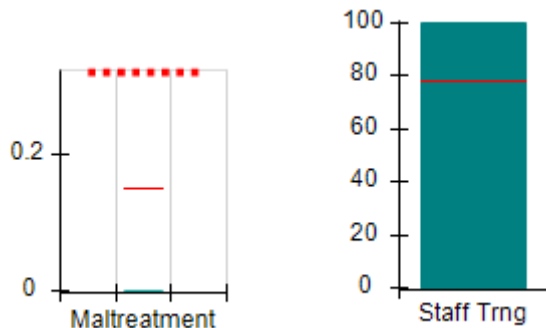
Overall Score (%)



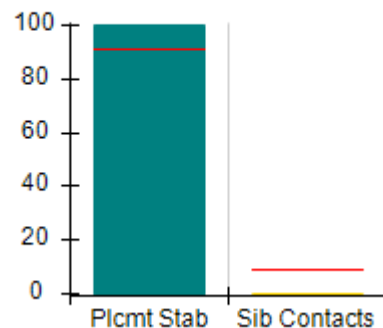
OPM Monitoring Reviews (%)



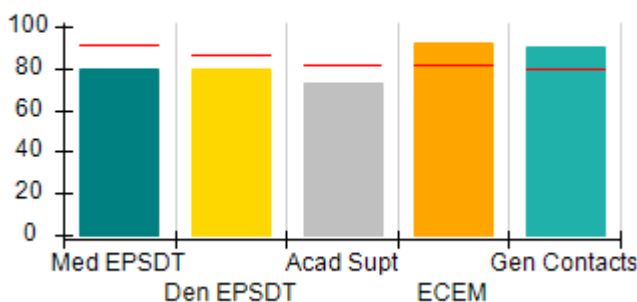
Safety Outcomes (%)



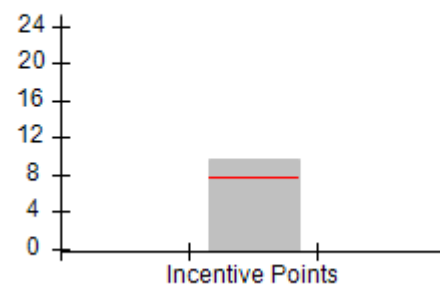
Permanency Outcomes (%)



Well-Being Outcomes (%)



Incentives Earned (Points)





DHS, DFCS, Office of Provider Management
Performance-Based Placement Measures
RBWO Provider GA+SCORECARD - CCI



Report Quarter: Q3 FY2016

Provider/Program Name: Ark Family Counseling Center, The - Ricky Homes/Decatur (571) - CCI				
2580 S. Hairston Road, Decatur, GA 30035		Quarterly Scores (Grades)		Current Quarter Score (Grade)
Phone: 770-593-0913		Q1: 95.86 (A)	Q2: 94.40 (A)	95.86%
Vendor ID# 35229		Q3: 95.86 (A)	Q4: 93.98 (A-)	(A)
Program Census Information:		# Children in Care During Quarter: 9	# Placements During Quarter: 9	# Children in Care On Last Day: 5
	Avg Performance All CCIs (%)	Provider Performance (%)*	Possible Points (Weight)	Provider Points Earned
OPM Monitoring Reviews				
Annual Comprehensive Reviews	90%	85%	25	21.25
Safety Reviews	96%	92%	15	13.86
Monitoring Sub-Total			40	35.11
CCI Safety Outcomes				
Incidence of Maltreatment	0.15%	No Substantiated Reports	10	10.00
Staff Training	78%	100%	4	4.00
Safety Sub-Total			14	14.00
CCI Permanency Outcomes				
Placement Stability	91%	100%	15	15.00
Sibling Contacts	9%	0%	5	0.00
Permanency Sub-Total			20	15.00
CCI Well-Being Outcomes				
EPSDT Medical Visits	91%	80%	4	3.20
EPSDT Dental Visits	87%	80%	4	3.20
Academic Supports	82%	73%	4	2.92
Provider ECEM Visits	82%	92%	7	6.44
Provider General Contacts	80%	90%	7	6.30
Well-Being Sub-Total			26	22.06
*Performance calculation descriptions can be found in the FY 2016 RBWO PBP Measurements and Standards Guide.				

Monitoring & Outcomes: Possible Points = 100		Points Earned = 86.17	
Score Before Incentives Credit			86.17%
Incentives Awarded			9.69 pts
PBP Verification			0.00 pts
Total Score			95.86%

Provider/Program Name: Ark Family Counseling Center, The - Ricky Homes/Decatur (571) - CCI



DHS, DFCS, Office of Provider Management
Performance-Based Placement Measures
RBWO Provider GA+SCORECARD - CCI



Report Quarter: Q3 FY2016

Program Census Information:		# Children in Care During Quarter: 9	# Placements During Quarter: 9	# Children in Care On Last Day: 5
CCI Incentive Credits	Avg Performance All CCIs (Points)	Provider Performance (%)*	Possible Points (Weight)	Provider Points Earned
Early EPSDT Medical Visits		67%	2	1.34
Early EPSDT Dental Visits		50%	2	1.00
Permanency Contacts		67%	5	3.35
Additional Academic Supports		0%	2	0.00
Active Agency Accreditation		0%	4	0.00
Staff Clinical Licensure		0%	5	0.00
Behavior Management (threshold = 0)		100%	4	4.00
Incentives Total	7.67		24	9.69
Maximum total combined incentive credit allowed is 10 points.			Incentives Awarded	9.69

*Performance calculation descriptions can be found in the FY 2016 RBWO PBP Measurements and Standards Guide.

Child Protective Services Investigations and Dispositions		
The following investigations data, which is not used for scoring but is considered significant to a provider's performance, is from Georgia SHINES and is not considered final or complete until the end of the fiscal year.		
Total Reports:	1	
Number Screened In:	1	
Number Screened Out:	0	
Number Substantiated:	0	
Number Unsubstantiated:	0	
Number Active CPS Investigations:	1	



DHS, DFCS, Office of Provider Management
Performance-Based Placement Measures
RBWO Provider GA+SCORECARD - CCI



Report Quarter: Q3 FY2016

Provider/Program Name: Ark Family Counseling Center, The - Ricky Homes/Lithonia (591) - CCI

3383 Evans Mill Rd., Lithonia, GA 30038

Phone: 770-593-0913

Vendor ID# 35228

Quarterly Scores (Grades)

Current Quarter Score (Grade)

Q1: 103.52 (A+)

Q2: 101.66 (A+)

103.27%

Q3: 103.27 (A+)

Q4: 101.88 (A+)

(A+)

Program Census Information:

Children in Care During
Quarter: 9

Placements During
Quarter: 9

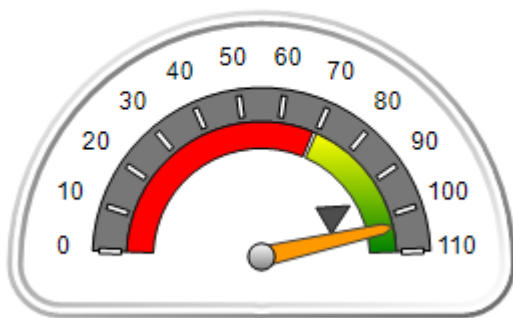
Children in Care On Last
Day: 5

Quarterly Provider Comparisons to All CCIs

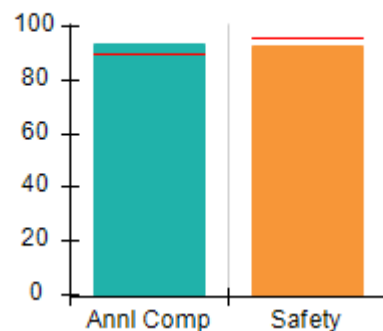
■■■■■■■■ indicates MalTx Threshold

▼ ————— indicates average for all CCIs

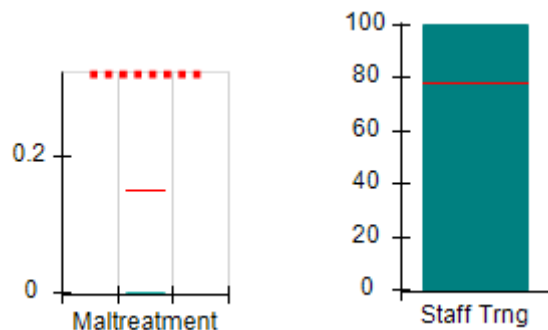
Overall Score (%)



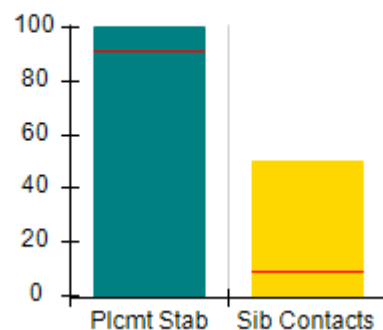
OPM Monitoring Reviews (%)



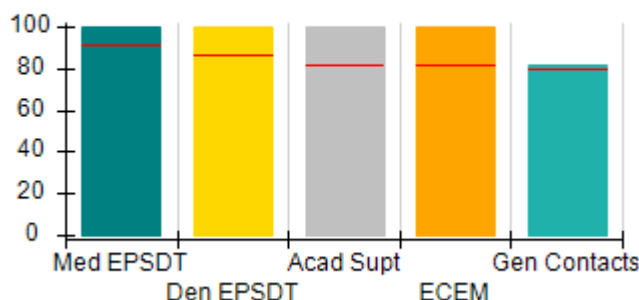
Safety Outcomes (%)



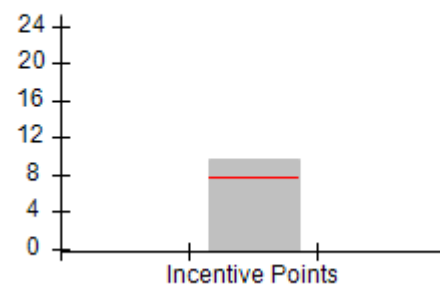
Permanency Outcomes (%)



Well-Being Outcomes (%)



Incentives Earned (Points)





DHS, DFCS, Office of Provider Management
Performance-Based Placement Measures
RBWO Provider GA+SCORECARD - CCI



Report Quarter: Q3 FY2016

Provider/Program Name: Ark Family Counseling Center, The - Ricky Homes/Lithonia (591) - CCI				
3383 Evans Mill Rd., Lithonia, GA 30038		Quarterly Scores (Grades)		Current Quarter Score (Grade)
Phone: 770-593-0913		Q1: 103.52 (A+)	Q2: 101.66 (A+)	103.27%
Vendor ID# 35228		Q3: 103.27 (A+)	Q4: 101.88 (A+)	(A+)
Program Census Information:		# Children in Care During Quarter: 9	# Placements During Quarter: 9	# Children in Care On Last Day: 5
	Avg Performance All CCIs (%)	Provider Performance (%)*	Possible Points (Weight)	Provider Points Earned
OPM Monitoring Reviews				
Annual Comprehensive Reviews	90%	94%	25	23.42
Safety Reviews	96%	92%	15	13.87
Monitoring Sub-Total			40	37.28
CCI Safety Outcomes				
Incidence of Maltreatment	0.15%	No Substantiated Reports	10	10.00
Staff Training	78%	100%	4	4.00
Safety Sub-Total			14	14.00
CCI Permanency Outcomes				
Placement Stability	91%	100%	15	15.00
Sibling Contacts	9%	50%	5	2.50
Permanency Sub-Total			20	17.50
CCI Well-Being Outcomes				
EPSDT Medical Visits	91%	100%	4	4.00
EPSDT Dental Visits	87%	100%	4	4.00
Academic Supports	82%	100%	4	4.00
Provider ECEM Visits	82%	100%	7	7.00
Provider General Contacts	80%	82%	7	5.74
Well-Being Sub-Total			26	24.74
*Performance calculation descriptions can be found in the FY 2016 RBWO PBP Measurements and Standards Guide.				

Monitoring & Outcomes: Possible Points = 100		Points Earned = 93.52	
Score Before Incentives Credit			93.52%
Incentives Awarded			9.75 pts
PBP Verification			0.00 pts
Total Score			103.27%

Provider/Program Name: Ark Family Counseling Center, The - Ricky Homes/Lithonia (591) - CCI



DHS, DFCS, Office of Provider Management
Performance-Based Placement Measures
RBWO Provider GA+SCORECARD - CCI



Report Quarter: Q3 FY2016

Program Census Information:		# Children in Care During Quarter: 9	# Placements During Quarter: 9	# Children in Care On Last Day: 5
CCI Incentive Credits	Avg Performance All CCIs (Points)	Provider Performance (%)*	Possible Points (Weight)	Provider Points Earned
Early EPSDT Medical Visits		100%	2	2.00
Early EPSDT Dental Visits		Not Eligible	2	
Permanency Contacts		75%	5	3.75
Additional Academic Supports		0%	2	0.00
Active Agency Accreditation		0%	4	0.00
Staff Clinical Licensure		0%	5	0.00
Behavior Management (threshold = 0)		100%	4	4.00
Incentives Total	7.67		24	9.75
Maximum total combined incentive credit allowed is 10 points.			Incentives Awarded	9.75

*Performance calculation descriptions can be found in the FY 2016 RBWO PBP Measurements and Standards Guide.

Child Protective Services Investigations and Dispositions		
The following investigations data, which is not used for scoring but is considered significant to a provider's performance, is from Georgia SHINES and is not considered final or complete until the end of the fiscal year.		
Total Reports:	2	
Number Screened In:	2	
Number Screened Out:	0	
Number Substantiated:	0	
Number Unsubstantiated:	2	
Number Active CPS Investigations:	0	



DHS, DFCS, Office of Provider Management
Performance-Based Placement Measures
RBWO Provider GA+SCORECARD - CCI



Report Quarter: Q3 FY2016

Provider/Program Name: Ark Family Counseling Center, The - Ricky Homes/Powder Springs (570) - CCI

4330 Bridle Ct., Powder Springs, GA 30124

Phone: 770-593-0913

Vendor ID# 35230

Quarterly Scores (Grades)

Current Quarter Score (Grade)

Q1: 91.73 (A-)

Q2: 88.81 (B+)

92.11%

Q3: 92.11 (A-)

Q4: 98.33 (A+)

(A-)

Program Census Information:

Children in Care During Quarter: 9

Placements During Quarter: 9

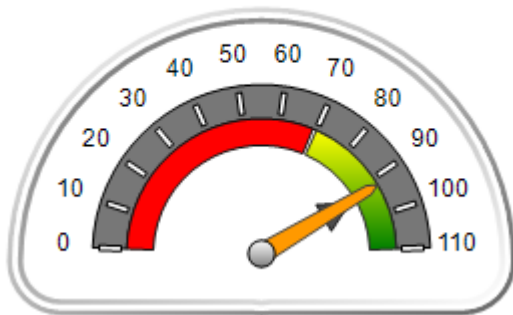
Children in Care On Last Day: 4

Quarterly Provider Comparisons to All CCIs

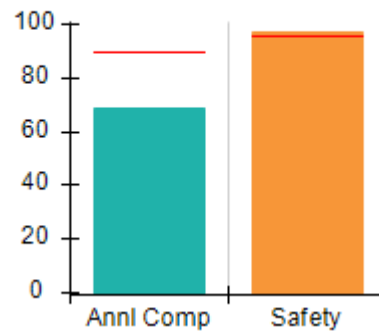
■■■■■■■■ indicates MalTx Threshold

▼ ————— indicates average for all CCIs

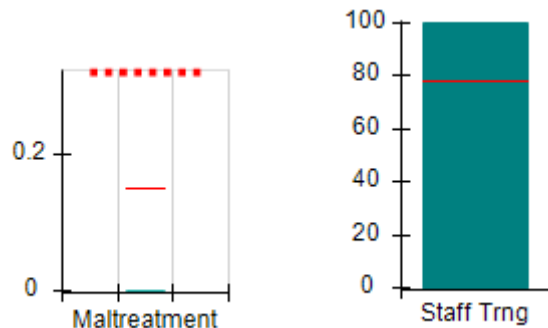
Overall Score (%)



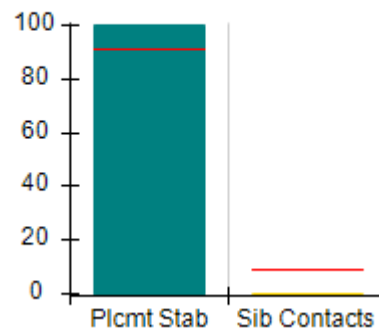
OPM Monitoring Reviews (%)



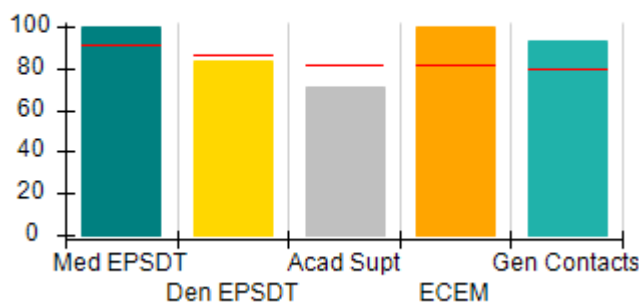
Safety Outcomes (%)



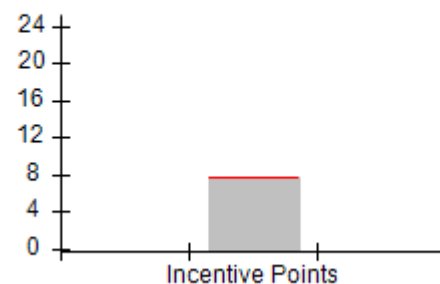
Permanency Outcomes (%)



Well-Being Outcomes (%)



Incentives Earned (Points)





DHS, DFCS, Office of Provider Management
Performance-Based Placement Measures
RBWO Provider GA+SCORECARD - CCI



Report Quarter: Q3 FY2016

Provider/Program Name: Ark Family Counseling Center, The - Ricky Homes/Powder Springs (570) - CCI				
4330 Bridle Ct., Powder Springs, GA 30124		Quarterly Scores (Grades)		Current Quarter Score (Grade)
Phone: 770-593-0913		Q1: 91.73 (A-)	Q2: 88.81 (B+)	92.11% (A-)
Vendor ID# 35230		Q3: 92.11 (A-)	Q4: 98.33 (A+)	
Program Census Information:		# Children in Care During Quarter: 9	# Placements During Quarter: 9	# Children in Care On Last Day: 4
	Avg Performance All CCIs (%)	Provider Performance (%)*	Possible Points (Weight)	Provider Points Earned
OPM Monitoring Reviews				
Annual Comprehensive Reviews	90%	69%	25	17.17
Safety Reviews	96%	97%	15	14.62
Monitoring Sub-Total			40	31.78
CCI Safety Outcomes				
Incidence of Maltreatment	0.15%	No Substantiated Reports	10	10.00
Staff Training	78%	100%	4	4.00
Safety Sub-Total			14	14.00
CCI Permanency Outcomes				
Placement Stability	91%	100%	15	15.00
Sibling Contacts	9%	0%	5	0.00
Permanency Sub-Total			20	15.00
CCI Well-Being Outcomes				
EPSDT Medical Visits	91%	100%	4	4.00
EPSDT Dental Visits	87%	83%	4	3.32
Academic Supports	82%	71%	4	2.84
Provider ECEM Visits	82%	100%	7	7.00
Provider General Contacts	80%	93%	7	6.51
Well-Being Sub-Total			26	23.67
*Performance calculation descriptions can be found in the FY 2016 RBWO PBP Measurements and Standards Guide.				

Monitoring & Outcomes: Possible Points = 100	Points Earned = 84.45
Score Before Incentives Credit	84.45%
Incentives Awarded	7.66 pts
PBP Verification	N/A pts
Total Score	92.11%

Provider/Program Name: Ark Family Counseling Center, The - Ricky Homes/Powder Springs (570) - CCI



DHS, DFCS, Office of Provider Management
Performance-Based Placement Measures
RBWO Provider GA+SCORECARD - CCI



Report Quarter: Q3 FY2016

Program Census Information:		# Children in Care During Quarter: 9	# Placements During Quarter: 9	# Children in Care On Last Day: 4
CCI Incentive Credits	Avg Performance All CCIs (Points)	Provider Performance (%)*	Possible Points (Weight)	Provider Points Earned
Early EPSDT Medical Visits		100%	2	2.00
Early EPSDT Dental Visits		83%	2	1.66
Permanency Contacts		0%	5	0.00
Additional Academic Supports		0%	2	0.00
Active Agency Accreditation		0%	4	0.00
Staff Clinical Licensure		0%	5	0.00
Behavior Management (threshold = 0)		100%	4	4.00
Incentives Total	7.67		24	7.66
Maximum total combined incentive credit allowed is 10 points.			Incentives Awarded	7.66

*Performance calculation descriptions can be found in the FY 2016 RBWO PBP Measurements and Standards Guide.

Child Protective Services Investigations and Dispositions		
The following investigations data, which is not used for scoring but is considered significant to a provider's performance, is from Georgia SHINES and is not considered final or complete until the end of the fiscal year.		
Total Reports:	0	
Number Screened In:	0	
Number Screened Out:	0	
Number Substantiated:	0	
Number Unsubstantiated:	0	
Number Active CPS Investigations:	0	



DHS, DFCS, Office of Provider Management
Performance-Based Placement Measures
RBWO Provider GA+SCORECARD - CCI
Report Quarter: Q3 FY2016



Provider/Program Name: Bald Ridge Lodge, Inc. - Bald Ridge Lodge (4124) - CCI

775 Lanier 400 Pkwy, Cumming, GA 30040

Phone: 770-887-1220

Vendor ID# 79175

Quarterly Scores (Grades)

Current Quarter Score (Grade)

Q1: 99.13 (A+)

Q2: 96.16 (A)

95.15%

Q3: 95.15 (A)

Q4: 94.56 (A)

(A)

Program Census Information:

Children in Care During Quarter: 5

Placements During Quarter: 5

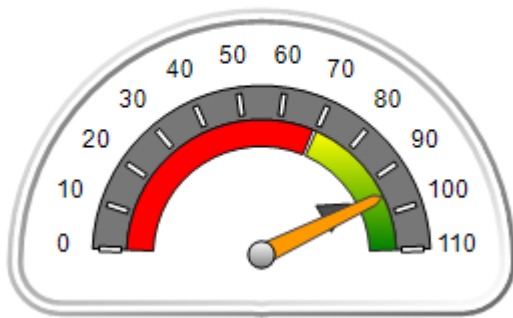
Children in Care On Last Day: 5

Quarterly Provider Comparisons to All CCIs

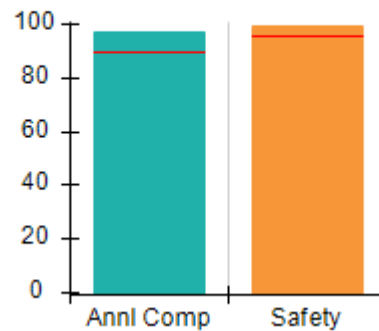
■■■■■■■■ indicates MalTx Threshold

▼ ————— indicates average for all CCIs

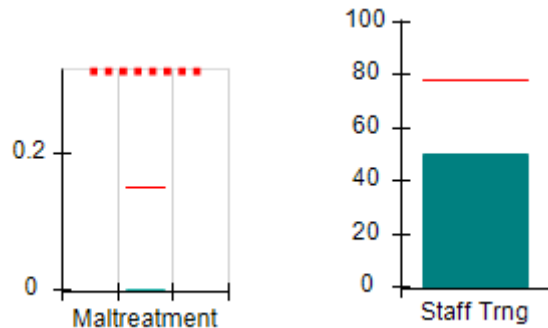
Overall Score (%)



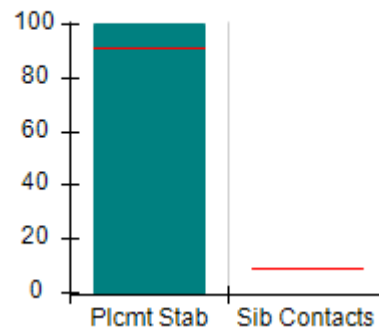
OPM Monitoring Reviews (%)



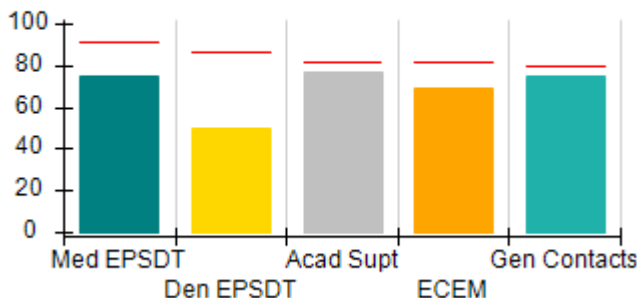
Safety Outcomes (%)



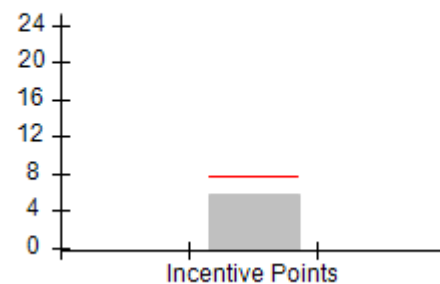
Permanency Outcomes (%)



Well-Being Outcomes (%)



Incentives Earned (Points)





DHS, DFCS, Office of Provider Management
Performance-Based Placement Measures
RBWO Provider GA+SCORECARD - CCI
Report Quarter: Q3 FY2016



Provider/Program Name: Bald Ridge Lodge, Inc. - Bald Ridge Lodge (4124) - CCI				
775 Lanier 400 Pkwy, Cumming, GA 30040		Quarterly Scores (Grades)		Current Quarter Score (Grade)
Phone: 770-887-1220		Q1: 99.13 (A+)	Q2: 96.16 (A)	95.15%
Vendor ID# 79175		Q3: 95.15 (A)	Q4: 94.56 (A)	(A)
Program Census Information:		# Children in Care During Quarter: 5	# Placements During Quarter: 5	# Children in Care On Last Day: 5
	Avg Performance All CCIs (%)	Provider Performance (%)*	Possible Points (Weight)	Provider Points Earned
OPM Monitoring Reviews				
Annual Comprehensive Reviews	90%	98%	25	24.42
Safety Reviews	96%	99%	15	14.92
Monitoring Sub-Total			40	39.33
CCI Safety Outcomes				
Incidence of Maltreatment	0.15%	No Substantiated Reports	10	10.00
Staff Training	78%	50%	4	2.00
Safety Sub-Total			14	12.00
CCI Permanency Outcomes				
Placement Stability	91%	100%	20	20.00
Sibling Contacts	9%	None Planned		
Permanency Sub-Total			20	20.00
CCI Well-Being Outcomes				
EPSDT Medical Visits	91%	75%	4	3.00
EPSDT Dental Visits	87%	50%	4	2.00
Academic Supports	82%	77%	4	3.08
Provider ECEM Visits	82%	69%	7	4.83
Provider General Contacts	80%	75%	7	5.25
Well-Being Sub-Total			26	18.16
*Performance calculation descriptions can be found in the FY 2016 RBWO PBP Measurements and Standards Guide.				

Monitoring & Outcomes: Possible Points = 100		Points Earned = 89.49	
Score Before Incentives Credit			89.49%
Incentives Awarded			5.66 pts
PBP Verification			N/A pts
Total Score			95.15%

Provider/Program Name: Bald Ridge Lodge, Inc. - Bald Ridge Lodge (4124) - CCI
--



DHS, DFCS, Office of Provider Management
Performance-Based Placement Measures
RBWO Provider GA+SCORECARD - CCI



Report Quarter: Q3 FY2016

Program Census Information:		# Children in Care During Quarter: 5	# Placements During Quarter: 5	# Children in Care On Last Day: 5
CCI Incentive Credits	Avg Performance All CCIs (Points)	Provider Performance (%)*	Possible Points (Weight)	Provider Points Earned
Early EPSDT Medical Visits		50%	2	1.00
Early EPSDT Dental Visits		0%	2	0.00
Permanency Contacts		None Planned	5	
Additional Academic Supports		8%	2	0.16
Active Agency Accreditation		0%	4	0.00
Staff Clinical Licensure		10%	5	0.50
Behavior Management (threshold = 0)		100%	4	4.00
Incentives Total	7.67		24	5.66
Maximum total combined incentive credit allowed is 10 points.			Incentives Awarded	5.66

*Performance calculation descriptions can be found in the FY 2016 RBWO PBP Measurements and Standards Guide.

Child Protective Services Investigations and Dispositions		
The following investigations data, which is not used for scoring but is considered significant to a provider's performance, is from Georgia SHINES and is not considered final or complete until the end of the fiscal year.		
Total Reports:	0	
Number Screened In:	0	
Number Screened Out:	0	
Number Substantiated:	0	
Number Unsubstantiated:	0	
Number Active CPS Investigations:	0	



DHS, DFCS, Office of Provider Management
Performance-Based Placement Measures
RBWO Provider GA+SCORECARD - CCI
Report Quarter: Q3 FY2016



Provider/Program Name: Beth-Ester Ministries - dba Restoration House 1 (817) - CCI

53 Poplar St., Newnan, GA 30263

Phone: 678-423-4193

Vendor ID# 35246

Quarterly Scores (Grades)

Current Quarter Score (Grade)

Q1: 98.37 (A+)

Q2: 87.13 (B+)

90.85%

Q3: 90.85 (A-)

Q4: 96.59 (A)

(A-)

Program Census Information:

Children in Care During Quarter: 8

Placements During Quarter: 8

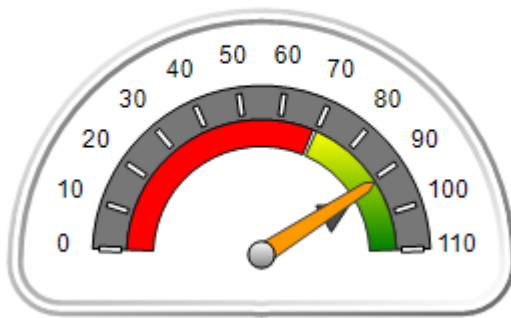
Children in Care On Last Day: 5

Quarterly Provider Comparisons to All CCIs

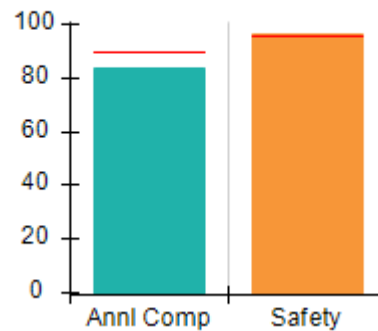
■■■■■■■■ indicates MalTx Threshold

▼ ————— indicates average for all CCIs

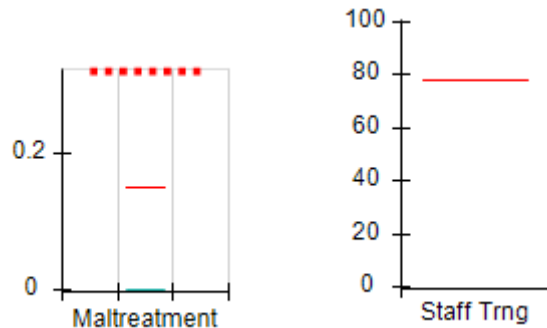
Overall Score (%)



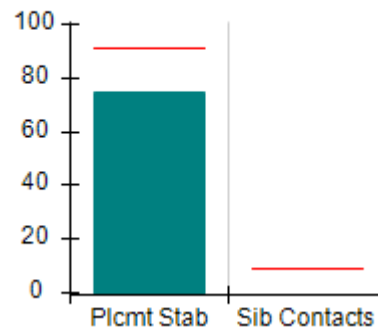
OPM Monitoring Reviews (%)



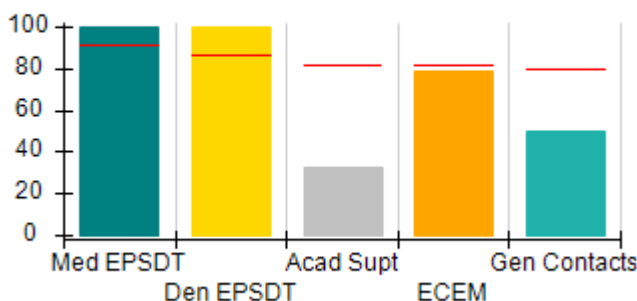
Safety Outcomes (%)



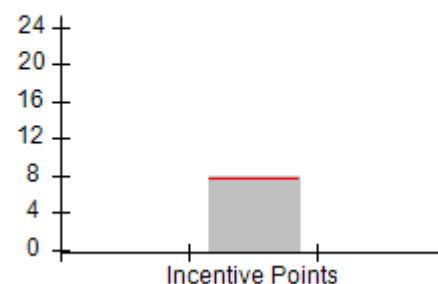
Permanency Outcomes (%)



Well-Being Outcomes (%)



Incentives Earned (Points)





DHS, DFCS, Office of Provider Management
Performance-Based Placement Measures
RBWO Provider GA+SCORECARD - CCI
Report Quarter: Q3 FY2016



Provider/Program Name: Beth-Ester Ministries - dba Restoration House 1 (817) - CCI				
53 Poplar St., Newnan, GA 30263		Quarterly Scores (Grades)		Current Quarter Score (Grade)
Phone: 678-423-4193		Q1: 98.37 (A+)	Q2: 87.13 (B+)	90.85% (A-)
Vendor ID# 35246		Q3: 90.85 (A-)	Q4: 96.59 (A)	
Program Census Information:		# Children in Care During Quarter: 8	# Placements During Quarter: 8	# Children in Care On Last Day: 5
	Avg Performance All CCIs (%)	Provider Performance (%)*	Possible Points (Weight)	Provider Points Earned
OPM Monitoring Reviews				
Annual Comprehensive Reviews	90%	84%	25	21.00
Safety Reviews	96%	97%	15	14.50
Monitoring Sub-Total			40	35.50
CCI Safety Outcomes				
Incidence of Maltreatment	0.15%	No Substantiated Reports	14	14.00
Staff Training	78%	Not Eligible		
Safety Sub-Total			14	14.00
CCI Permanency Outcomes				
Placement Stability	91%	75%	20	15.00
Sibling Contacts	9%	None Planned		
Permanency Sub-Total			20	15.00
CCI Well-Being Outcomes				
EPSDT Medical Visits	91%	100%	4	4.00
EPSDT Dental Visits	87%	100%	4	4.00
Academic Supports	82%	33%	4	1.32
Provider ECEM Visits	82%	79%	7	5.53
Provider General Contacts	80%	50%	7	3.50
Well-Being Sub-Total			26	18.35
*Performance calculation descriptions can be found in the FY 2016 RBWO PBP Measurements and Standards Guide.				

Monitoring & Outcomes: Possible Points = 100	Points Earned = 82.85
Score Before Incentives Credit	82.85%
Incentives Awarded	8.00 pts
PBP Verification	N/A pts
Total Score	90.85%

Provider/Program Name: Beth-Ester Ministries - dba Restoration House 1 (817) - CCI



DHS, DFCS, Office of Provider Management
Performance-Based Placement Measures
RBWO Provider GA+SCORECARD - CCI



Report Quarter: Q3 FY2016

Program Census Information:		# Children in Care During Quarter: 8	# Placements During Quarter: 8	# Children in Care On Last Day: 5
CCI Incentive Credits	Avg Performance All CCIs (Points)	Provider Performance (%)*	Possible Points (Weight)	Provider Points Earned
Early EPSDT Medical Visits		100%	2	2.00
Early EPSDT Dental Visits		100%	2	2.00
Permanency Contacts		None Planned	5	
Additional Academic Supports		0%	2	0.00
Active Agency Accreditation		0%	4	0.00
Staff Clinical Licensure		0%	5	0.00
Behavior Management (threshold = 0)		100%	4	4.00
Incentives Total	7.67		24	8.00
Maximum total combined incentive credit allowed is 10 points.			Incentives Awarded	8.00

*Performance calculation descriptions can be found in the FY 2016 RBWO PBP Measurements and Standards Guide.

Child Protective Services Investigations and Dispositions		
The following investigations data, which is not used for scoring but is considered significant to a provider's performance, is from Georgia SHINES and is not considered final or complete until the end of the fiscal year.		
Total Reports:	1	
Number Screened In:	0	
Number Screened Out:	1	
Number Substantiated:	0	
Number Unsubstantiated:	0	
Number Active CPS Investigations:	0	



DHS, DFCS, Office of Provider Management
Performance-Based Placement Measures
RBWO Provider GA+SCORECARD - CCI
Report Quarter: Q3 FY2016



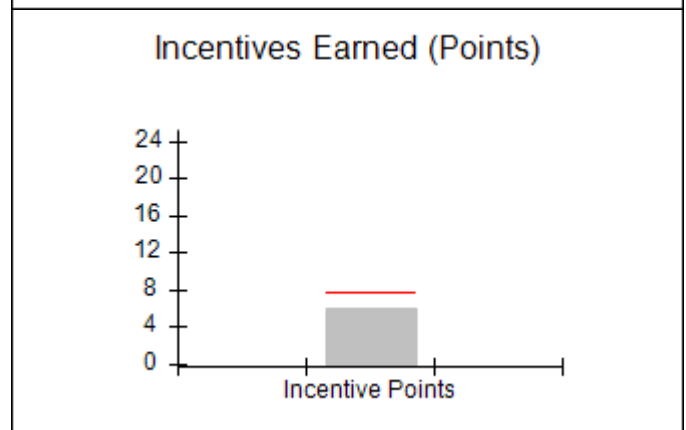
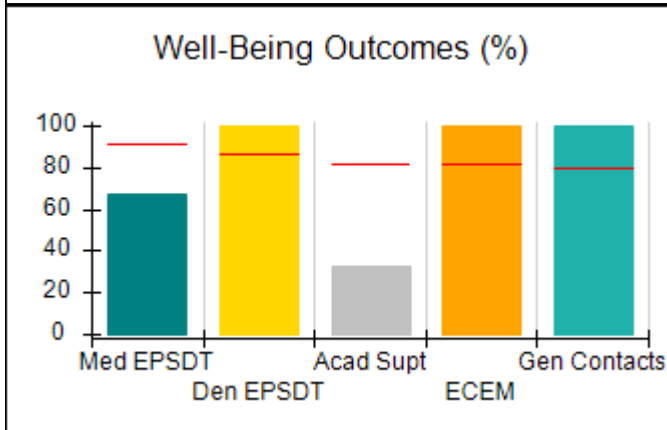
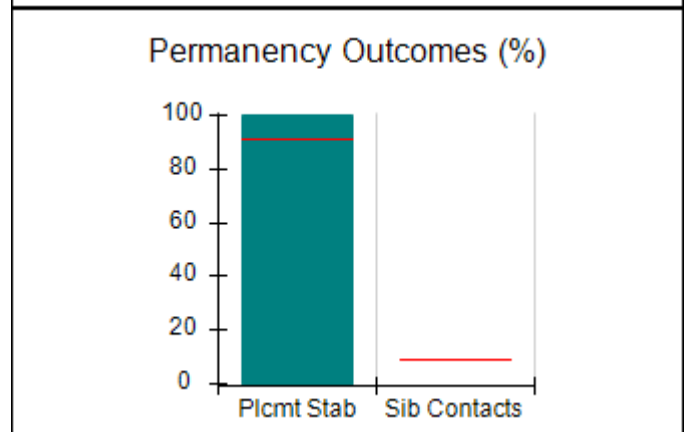
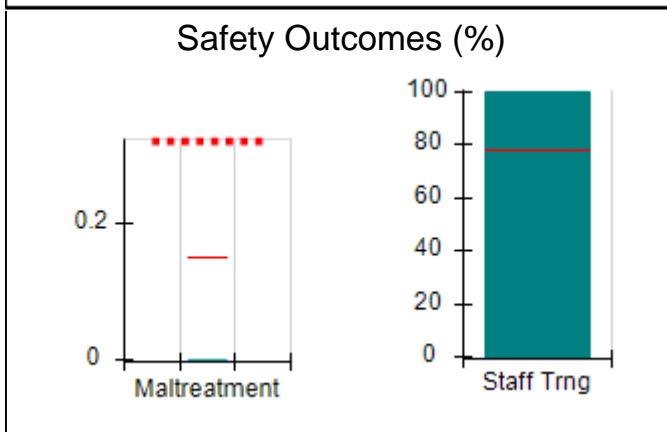
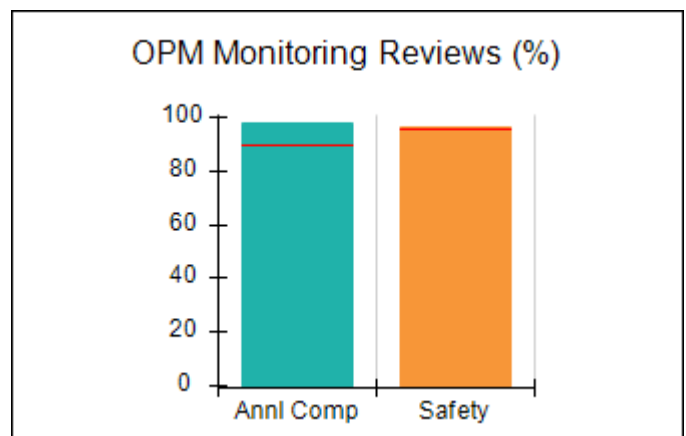
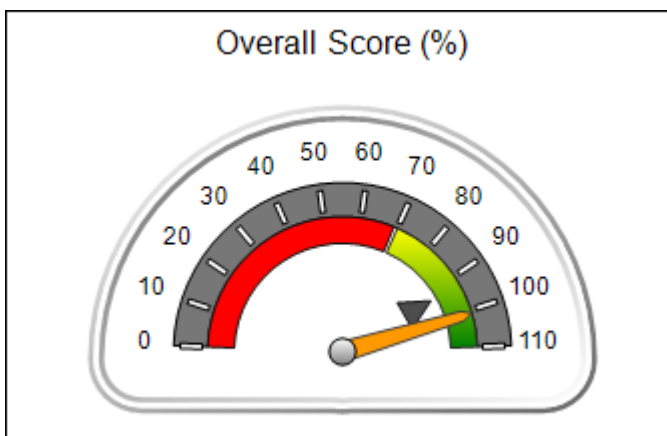
Provider/Program Name: Broken Shackle Ranch - (576) - CCI

1542 Francis Bridge Rd., Davisboro, GA 31018 Phone: 478-348-6555 Vendor ID# 35252	Quarterly Scores (Grades)		Current Quarter Score (Grade)
	Q1: 102.66 (A+)	Q2: 98.67 (A+)	100.97%
	Q3: 100.97 (A+)	Q4: 95.80 (A)	(A+)
Program Census Information:	# Children in Care During Quarter: 3	# Placements During Quarter: 3	# Children in Care On Last Day: 3

Quarterly Provider Comparisons to All CCIs

■■■■■■■■ indicates MalTx Threshold

▼ — indicates average for all CCIs





DHS, DFCS, Office of Provider Management
Performance-Based Placement Measures
RBWO Provider GA+SCORECARD - CCI
Report Quarter: Q3 FY2016



Provider/Program Name: Broken Shackle Ranch - (576) - CCI

1542 Francis Bridge Rd., Davisboro, GA 31018 Phone: 478-348-6555 Vendor ID# 35252	Quarterly Scores (Grades)		Current Quarter Score (Grade)
	Q1: 102.66 (A+)	Q2: 98.67 (A+)	100.97% (A+)
	Q3: 100.97 (A+)	Q4: 95.80 (A)	

Program Census Information:	# Children in Care During Quarter: 3	# Placements During Quarter: 3	# Children in Care On Last Day: 3
-----------------------------	--------------------------------------	--------------------------------	-----------------------------------

	Avg Performance All CCIs (%)	Provider Performance (%)*	Possible Points (Weight)	Provider Points Earned
--	------------------------------	---------------------------	--------------------------	------------------------

OPM Monitoring Reviews

Annual Comprehensive Reviews	90%	98%	25	24.50
Safety Reviews	96%	96%	15	14.47
Monitoring Sub-Total			40	38.97

CCI Safety Outcomes

Incidence of Maltreatment	0.15%	No Substantiated Reports	10	10.00
Staff Training	78%	100%	4	4.00
Safety Sub-Total			14	14.00

CCI Permanency Outcomes

Placement Stability	91%	100%	20	20.00
Sibling Contacts	9%	None Planned		
Permanency Sub-Total			20	20.00

CCI Well-Being Outcomes

EPSDT Medical Visits	91%	67%	4	2.68
EPSDT Dental Visits	87%	100%	4	4.00
Academic Supports	82%	33%	4	1.32
Provider ECEM Visits	82%	100%	7	7.00
Provider General Contacts	80%	100%	7	7.00
Well-Being Sub-Total			26	22.00

*Performance calculation descriptions can be found in the FY 2016 RBWO PBP Measurements and Standards Guide.

Monitoring & Outcomes: Possible Points = 100	Points Earned = 94.97
Score Before Incentives Credit	94.97%
Incentives Awarded	6.00 pts
PBP Verification	0.00 pts
Total Score	100.97%

Provider/Program Name: Broken Shackle Ranch - (576) - CCI



DHS, DFCS, Office of Provider Management
Performance-Based Placement Measures
RBWO Provider GA+SCORECARD - CCI



Report Quarter: Q3 FY2016

Program Census Information:		# Children in Care During Quarter: 3	# Placements During Quarter: 3	# Children in Care On Last Day: 3
CCI Incentive Credits	Avg Performance All CCIs (Points)	Provider Performance (%)*	Possible Points (Weight)	Provider Points Earned
Early EPSDT Medical Visits		0%	2	0.00
Early EPSDT Dental Visits		100%	2	2.00
Permanency Contacts		None Planned	5	
Additional Academic Supports		0%	2	0.00
Active Agency Accreditation		0%	4	0.00
Staff Clinical Licensure		0%	5	0.00
Behavior Management (threshold = 0)		100%	4	4.00
Incentives Total	7.67		24	6.00
Maximum total combined incentive credit allowed is 10 points.			Incentives Awarded	6.00

*Performance calculation descriptions can be found in the FY 2016 RBWO PBP Measurements and Standards Guide.

Child Protective Services Investigations and Dispositions		
The following investigations data, which is not used for scoring but is considered significant to a provider's performance, is from Georgia SHINES and is not considered final or complete until the end of the fiscal year.		
Total Reports:	0	
Number Screened In:	0	
Number Screened Out:	0	
Number Substantiated:	0	
Number Unsubstantiated:	0	
Number Active CPS Investigations:	0	



DHS, DFCS, Office of Provider Management
Performance-Based Placement Measures
RBWO Provider GA+SCORECARD - CCI
Report Quarter: Q3 FY2016



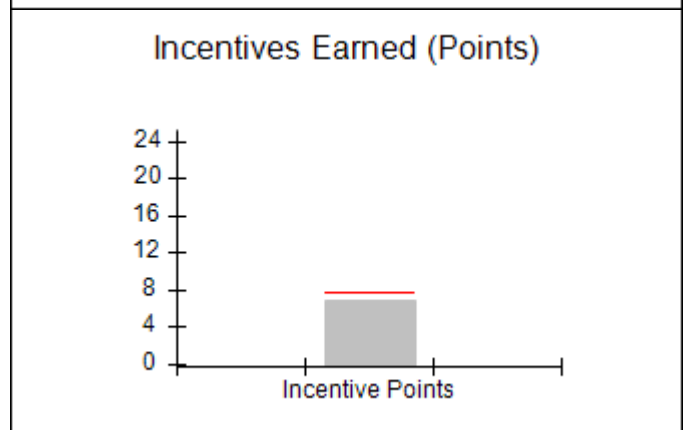
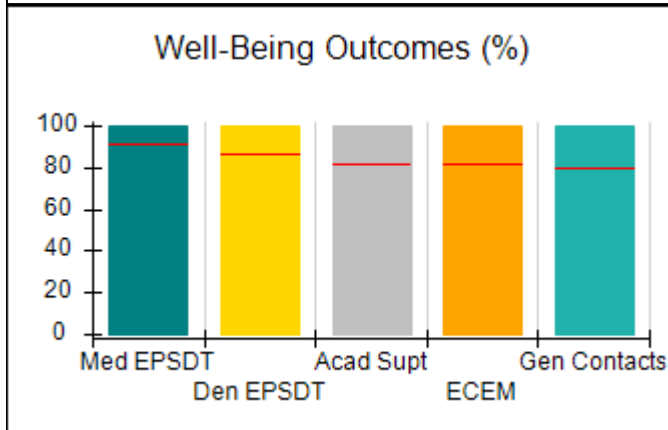
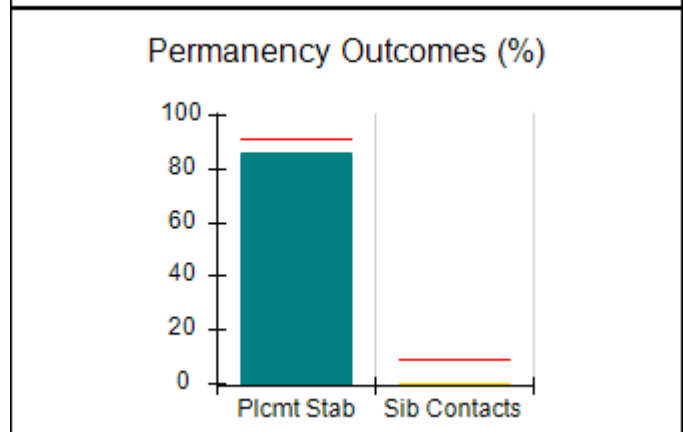
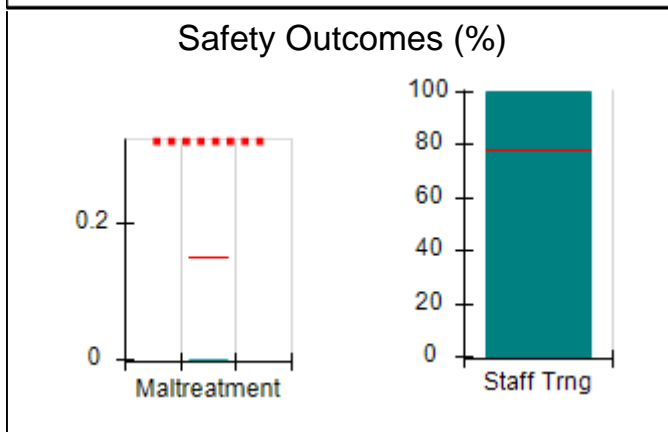
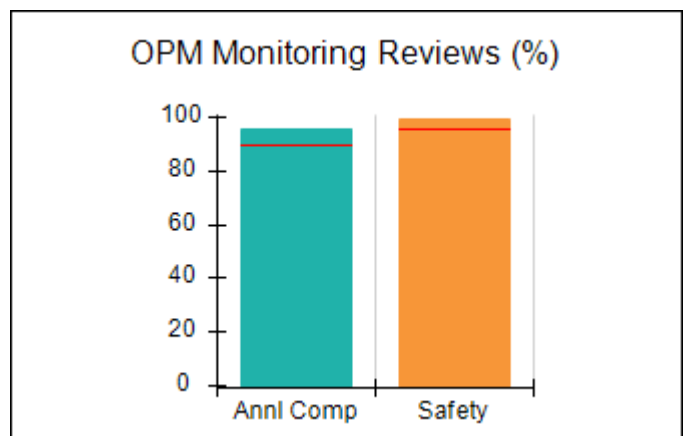
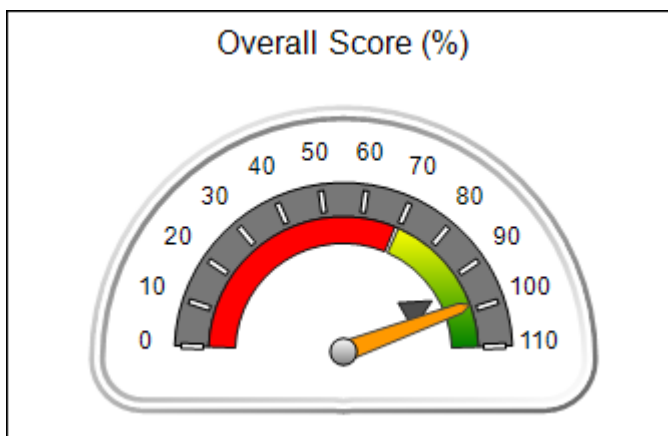
Provider/Program Name: Caring and Sharing Home for Boys - (5191) - CCI

1769 Brook Run Drive, Register, GA 30452 Phone: 912-852-7545 Vendor ID# 125316	Quarterly Scores (Grades)		Current Quarter Score (Grade)
	Q1: 95.25 (A)	Q2: 100.43 (A+)	98.54% (A+)
	Q3: 98.54 (A+)	Q4: 95.43 (A)	
Program Census Information:	# Children in Care During Quarter: 7	# Placements During Quarter: 7	# Children in Care On Last Day: 6

Quarterly Provider Comparisons to All CCIs

■■■■■■■■ indicates MalTx Threshold

▼ ————— indicates average for all CCIs





DHS, DFCS, Office of Provider Management
Performance-Based Placement Measures
RBWO Provider GA+SCORECARD - CCI
Report Quarter: Q3 FY2016



Provider/Program Name: Caring and Sharing Home for Boys - (5191) - CCI

1769 Brook Run Drive, Register, GA 30452 Phone: 912-852-7545 Vendor ID# 125316	Quarterly Scores (Grades)		Current Quarter Score (Grade)
	Q1: 95.25 (A)	Q2: 100.43 (A+)	98.54% (A+)
	Q3: 98.54 (A+)	Q4: 95.43 (A)	

Program Census Information:	# Children in Care During Quarter: 7	# Placements During Quarter: 7	# Children in Care On Last Day: 6
-----------------------------	--------------------------------------	--------------------------------	-----------------------------------

	Avg Performance All CCIs (%)	Provider Performance (%)*	Possible Points (Weight)	Provider Points Earned
--	-------------------------------------	----------------------------------	---------------------------------	-------------------------------

OPM Monitoring Reviews

Annual Comprehensive Reviews	90%	96%	25	23.92
Safety Reviews	96%	99%	15	14.91
Monitoring Sub-Total			40	38.82

CCI Safety Outcomes

Incidence of Maltreatment	0.15%	No Substantiated Reports	10	10.00
Staff Training	78%	100%	4	4.00
Safety Sub-Total			14	14.00

CCI Permanency Outcomes

Placement Stability	91%	86%	15	12.90
Sibling Contacts	9%	0%	5	0.00
Permanency Sub-Total			20	12.90

CCI Well-Being Outcomes

EPSDT Medical Visits	91%	100%	4	4.00
EPSDT Dental Visits	87%	100%	4	4.00
Academic Supports	82%	100%	4	4.00
Provider ECEM Visits	82%	100%	7	7.00
Provider General Contacts	80%	100%	7	7.00
Well-Being Sub-Total			26	26.00

*Performance calculation descriptions can be found in the FY 2016 RBWO PBP Measurements and Standards Guide.

Monitoring & Outcomes: Possible Points = 100	Points Earned = 91.72
Score Before Incentives Credit	91.72%
Incentives Awarded	6.82 pts
PBP Verification	0.00 pts
Total Score	98.54%

Provider/Program Name: Caring and Sharing Home for Boys - (5191) - CCI



DHS, DFCS, Office of Provider Management
Performance-Based Placement Measures
RBWO Provider GA+SCORECARD - CCI



Report Quarter: Q3 FY2016

Program Census Information:		# Children in Care During Quarter: 7	# Placements During Quarter: 7	# Children in Care On Last Day: 6
CCI Incentive Credits	Avg Performance All CCIs (Points)	Provider Performance (%)*	Possible Points (Weight)	Provider Points Earned
Early EPSDT Medical Visits		Not Eligible	2	
Early EPSDT Dental Visits		100%	2	2.00
Permanency Contacts		0%	5	0.00
Additional Academic Supports		41%	2	0.82
Active Agency Accreditation		0%	4	0.00
Staff Clinical Licensure		0%	5	0.00
Behavior Management (threshold = 0)		100%	4	4.00
Incentives Total	7.67		24	6.82
Maximum total combined incentive credit allowed is 10 points.			Incentives Awarded	6.82

*Performance calculation descriptions can be found in the FY 2016 RBWO PBP Measurements and Standards Guide.

Child Protective Services Investigations and Dispositions		
The following investigations data, which is not used for scoring but is considered significant to a provider's performance, is from Georgia SHINES and is not considered final or complete until the end of the fiscal year.		
Total Reports:	1	
Number Screened In:	0	
Number Screened Out:	1	
Number Substantiated:	0	
Number Unsubstantiated:	0	
Number Active CPS Investigations:	0	



DHS, DFCS, Office of Provider Management
Performance-Based Placement Measures
RBWO Provider GA+SCORECARD - CCI



Report Quarter: Q3 FY2016

Provider/Program Name: Carl Malone Foundation, Inc. - Mercy's Door I (993) - CCI

2281 Dawnville Beaverdale Rd., Dalton, GA 30721

Phone: 706-270-5821

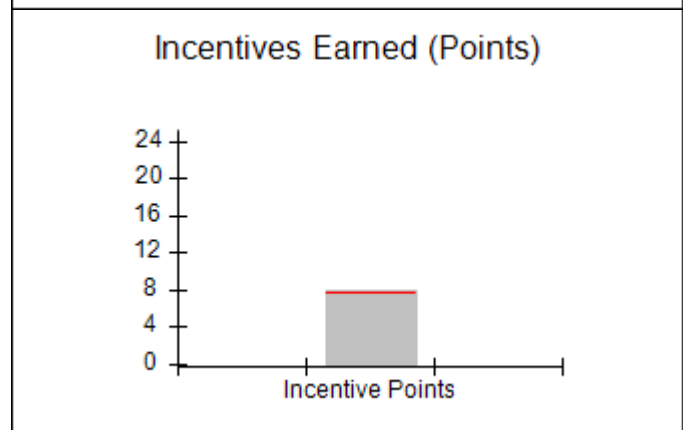
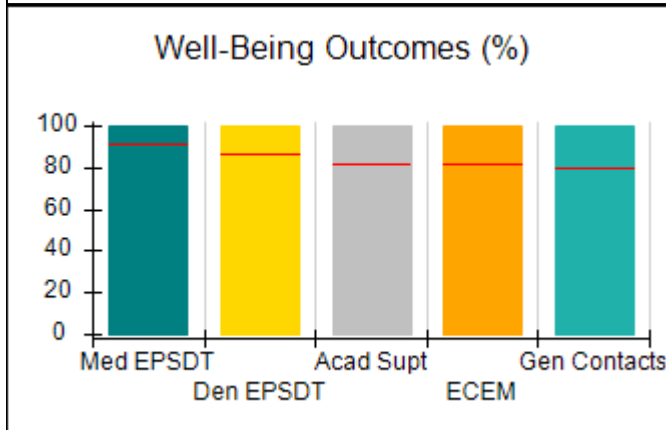
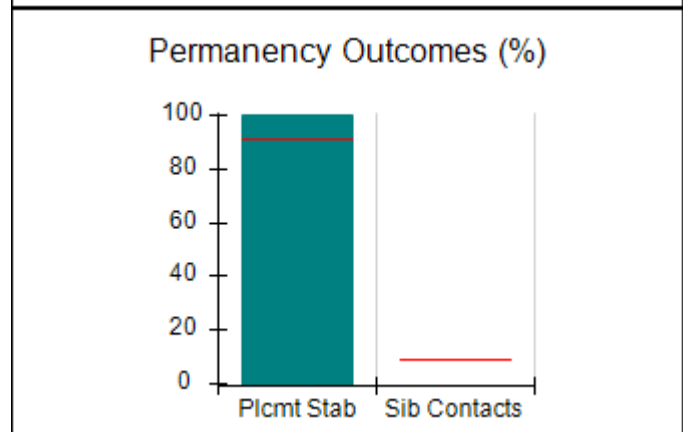
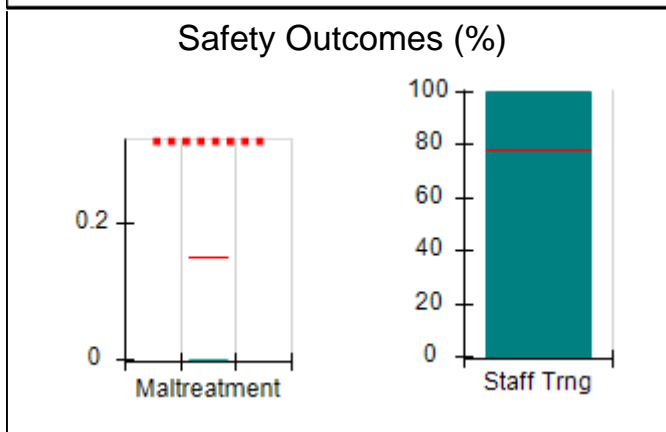
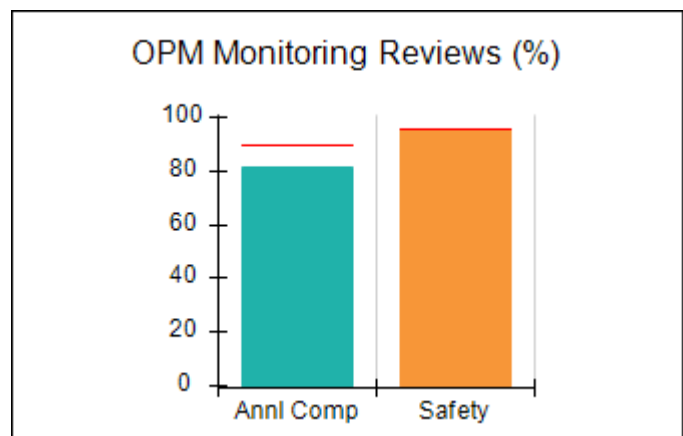
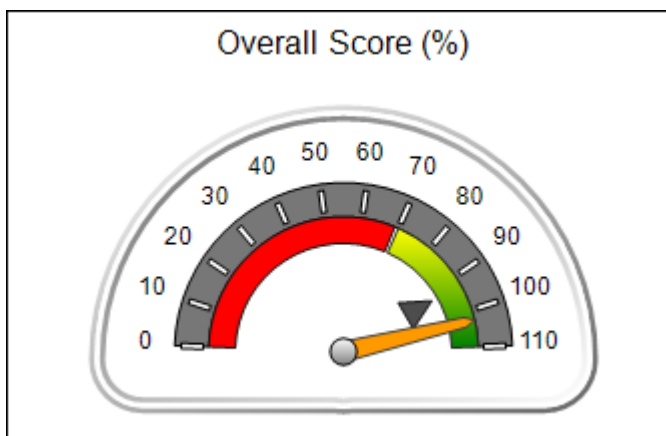
Vendor ID# 35802

Quarterly Scores (Grades)		Current Quarter Score (Grade)
Q1: 106.83 (A+)	Q2: 105.09 (A+)	102.81% (A+)
Q3: 102.81 (A+)	Q4: 99.66 (A+)	
Program Census Information:		# Children in Care During Quarter: 8
		# Placements During Quarter: 8
		# Children in Care On Last Day: 7

Quarterly Provider Comparisons to All CCIs

■■■■■■■■ indicates MalTx Threshold

▼ — indicates average for all CCIs





DHS, DFCS, Office of Provider Management
Performance-Based Placement Measures
RBWO Provider GA+SCORECARD - CCI
Report Quarter: Q3 FY2016



Provider/Program Name: Carl Malone Foundation, Inc. - Mercy's Door I (993) - CCI

2281 Dawnvile Beaverdale Rd., Dalton, GA 30721 Phone: 706-270-5821 Vendor ID# 35802	Quarterly Scores (Grades)		Current Quarter Score (Grade)
	Q1: 106.83 (A+)	Q2: 105.09 (A+)	102.81%
	Q3: 102.81 (A+)	Q4: 99.66 (A+)	(A+)

Program Census Information:	# Children in Care During Quarter: 8	# Placements During Quarter: 8	# Children in Care On Last Day: 7
-----------------------------	--------------------------------------	--------------------------------	-----------------------------------

	Avg Performance All CCIs (%)	Provider Performance (%)*	Possible Points (Weight)	Provider Points Earned
--	-------------------------------------	----------------------------------	---------------------------------	-------------------------------

OPM Monitoring Reviews

Annual Comprehensive Reviews	90%	82%	25	20.45
Safety Reviews	96%	96%	15	14.34
Monitoring Sub-Total			40	34.79

CCI Safety Outcomes

Incidence of Maltreatment	0.15%	No Substantiated Reports	10	10.00
Staff Training	78%	100%	4	4.00
Safety Sub-Total			14	14.00

CCI Permanency Outcomes

Placement Stability	91%	100%	20	20.00
Sibling Contacts	9%	None Planned		
Permanency Sub-Total			20	20.00

CCI Well-Being Outcomes

EPSDT Medical Visits	91%	100%	4	4.00
EPSDT Dental Visits	87%	100%	4	4.00
Academic Supports	82%	100%	4	4.00
Provider ECEM Visits	82%	100%	7	7.00
Provider General Contacts	80%	100%	7	7.00
Well-Being Sub-Total			26	26.00

*Performance calculation descriptions can be found in the FY 2016 RBWO PBP Measurements and Standards Guide.

Monitoring & Outcomes: Possible Points = 100		Points Earned = 94.79	
Score Before Incentives Credit		94.79%	
Incentives Awarded		8.02 pts	
PBP Verification		N/A pts	
Total Score		102.81%	

Provider/Program Name: Carl Malone Foundation, Inc. - Mercy's Door I (993) - CCI



DHS, DFCS, Office of Provider Management
Performance-Based Placement Measures
RBWO Provider GA+SCORECARD - CCI



Report Quarter: Q3 FY2016

Program Census Information:		# Children in Care During Quarter: 8	# Placements During Quarter: 8	# Children in Care On Last Day: 7
CCI Incentive Credits	Avg Performance All CCIs (Points)	Provider Performance (%)*	Possible Points (Weight)	Provider Points Earned
Early EPSDT Medical Visits		Not Eligible	2	
Early EPSDT Dental Visits		100%	2	2.00
Permanency Contacts		None Planned	5	
Additional Academic Supports		76%	2	1.52
Active Agency Accreditation		0%	4	0.00
Staff Clinical Licensure		10%	5	0.50
Behavior Management (threshold = 0)		100%	4	4.00
Incentives Total	7.67		24	8.02
Maximum total combined incentive credit allowed is 10 points.			Incentives Awarded	8.02

*Performance calculation descriptions can be found in the FY 2016 RBWO PBP Measurements and Standards Guide.

Child Protective Services Investigations and Dispositions		
The following investigations data, which is not used for scoring but is considered significant to a provider's performance, is from Georgia SHINES and is not considered final or complete until the end of the fiscal year.		
Total Reports:	0	
Number Screened In:	0	
Number Screened Out:	0	
Number Substantiated:	0	
Number Unsubstantiated:	0	
Number Active CPS Investigations:	0	



DHS, DFCS, Office of Provider Management
Performance-Based Placement Measures
RBWO Provider GA+SCORECARD - CCI
Report Quarter: Q3 FY2016



Provider/Program Name: Carl Malone Foundation, Inc. - Mercy's Door II (994) - CCI

2295 Dawnville Beaverdale Rd., Dalton, GA 30721

Phone: 706-277-0732

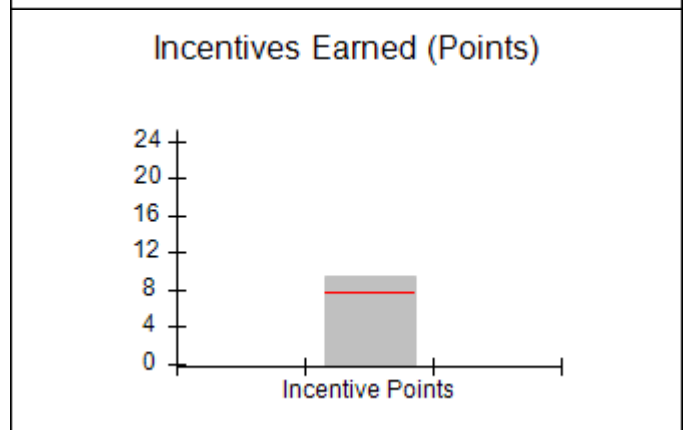
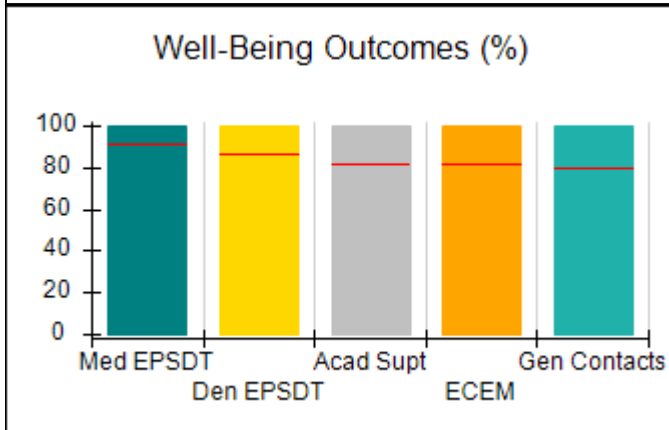
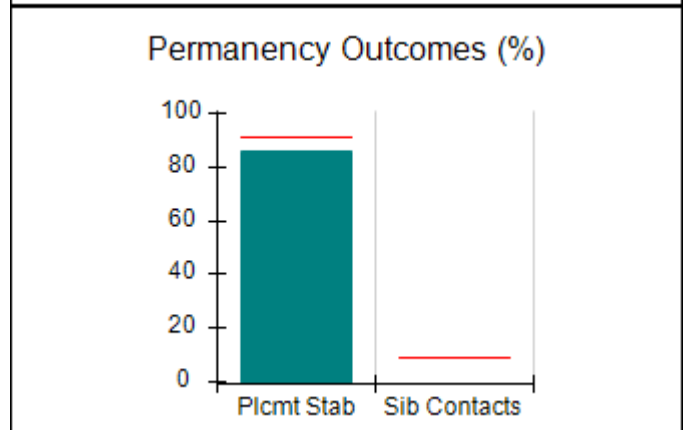
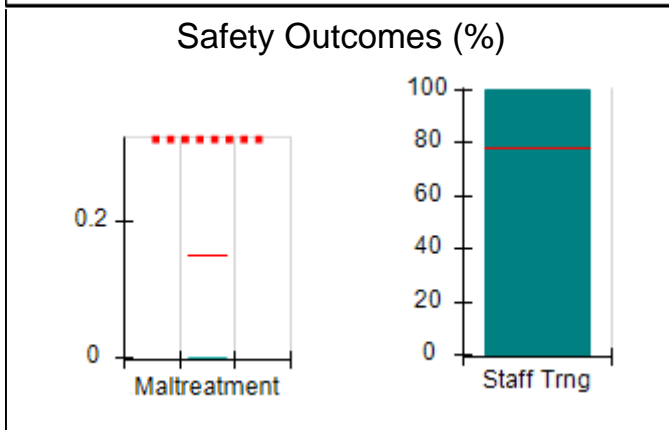
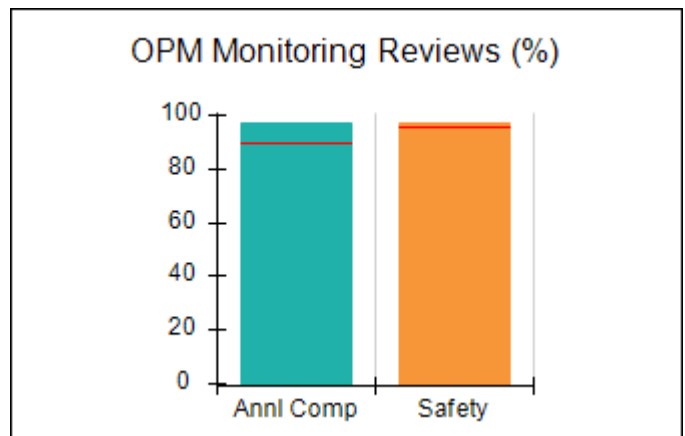
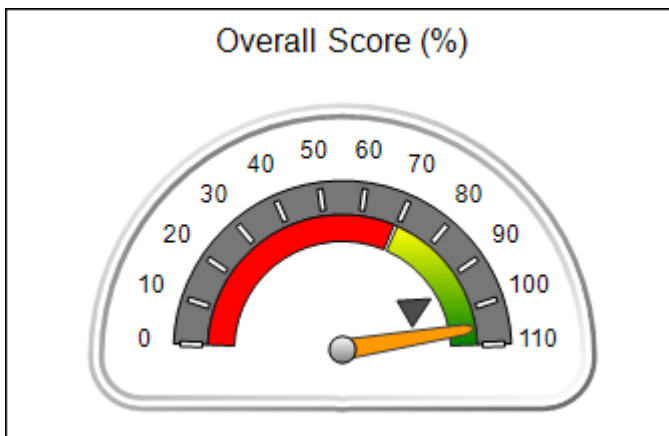
Vendor ID# 35801

Quarterly Scores (Grades)		Current Quarter Score (Grade)
Q1: 97.69 (A+)	Q2: 102.30 (A+)	105.47% (A+)
Q3: 105.47 (A+)	Q4: 99.58 (A+)	
Program Census Information:		# Children in Care During Quarter: 7
		# Placements During Quarter: 7
		# Children in Care On Last Day: 5

Quarterly Provider Comparisons to All CCIs

■■■■■■■■ indicates MalTx Threshold

▼ ————— indicates average for all CCIs





DHS, DFCS, Office of Provider Management
Performance-Based Placement Measures
RBWO Provider GA+SCORECARD - CCI
Report Quarter: Q3 FY2016



Provider/Program Name: Carl Malone Foundation, Inc. - Mercy's Door II (994) - CCI				
2295 Dawnvile Beaverdale Rd., Dalton, GA 30721		Quarterly Scores (Grades)		Current Quarter Score (Grade)
Phone: 706-277-0732		Q1: 97.69 (A+)	Q2: 102.30 (A+)	105.47%
Vendor ID# 35801		Q3: 105.47 (A+)	Q4: 99.58 (A+)	(A+)
Program Census Information:		# Children in Care During Quarter: 7	# Placements During Quarter: 7	# Children in Care On Last Day: 5
	Avg Performance All CCIs (%)	Provider Performance (%)*	Possible Points (Weight)	Provider Points Earned
OPM Monitoring Reviews				
Annual Comprehensive Reviews	90%	97%	25	24.34
Safety Reviews	96%	97%	15	14.59
Monitoring Sub-Total			40	38.93
CCI Safety Outcomes				
Incidence of Maltreatment	0.15%	No Substantiated Reports	10	10.00
Staff Training	78%	100%	4	4.00
Safety Sub-Total			14	14.00
CCI Permanency Outcomes				
Placement Stability	91%	86%	20	17.20
Sibling Contacts	9%	None Planned		
Permanency Sub-Total			20	17.20
CCI Well-Being Outcomes				
EPSDT Medical Visits	91%	100%	4	4.00
EPSDT Dental Visits	87%	100%	4	4.00
Academic Supports	82%	100%	4	4.00
Provider ECEM Visits	82%	100%	7	7.00
Provider General Contacts	80%	100%	7	7.00
Well-Being Sub-Total			26	26.00
*Performance calculation descriptions can be found in the FY 2016 RBWO PBP Measurements and Standards Guide.				

Monitoring & Outcomes: Possible Points = 100		Points Earned = 96.13	
Score Before Incentives Credit			96.13%
Incentives Awarded			9.34 pts
PBP Verification			N/A pts
Total Score			105.47%

Provider/Program Name: Carl Malone Foundation, Inc. - Mercy's Door II (994) - CCI
--



DHS, DFCS, Office of Provider Management
Performance-Based Placement Measures
RBWO Provider GA+SCORECARD - CCI



Report Quarter: Q3 FY2016

Program Census Information:		# Children in Care During Quarter: 7	# Placements During Quarter: 7	# Children in Care On Last Day: 5
CCI Incentive Credits	Avg Performance All CCIs (Points)	Provider Performance (%)*	Possible Points (Weight)	Provider Points Earned
Early EPSDT Medical Visits		100%	2	2.00
Early EPSDT Dental Visits		100%	2	2.00
Permanency Contacts		None Planned	5	
Additional Academic Supports		42%	2	0.84
Active Agency Accreditation		0%	4	0.00
Staff Clinical Licensure		10%	5	0.50
Behavior Management (threshold = 0)		100%	4	4.00
Incentives Total	7.67		24	9.34
Maximum total combined incentive credit allowed is 10 points.			Incentives Awarded	9.34

*Performance calculation descriptions can be found in the FY 2016 RBWO PBP Measurements and Standards Guide.

Child Protective Services Investigations and Dispositions		
The following investigations data, which is not used for scoring but is considered significant to a provider's performance, is from Georgia SHINES and is not considered final or complete until the end of the fiscal year.		
Total Reports:	0	
Number Screened In:	0	
Number Screened Out:	0	
Number Substantiated:	0	
Number Unsubstantiated:	0	
Number Active CPS Investigations:	0	



DHS, DFCS, Office of Provider Management
Performance-Based Placement Measures
RBWO Provider GA+SCORECARD - CCI
Report Quarter: Q3 FY2016



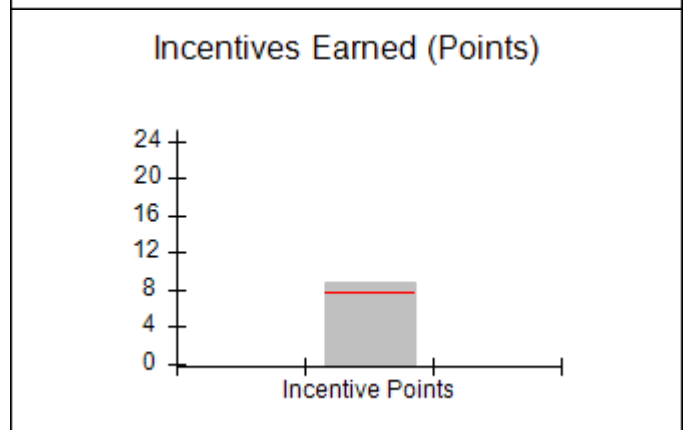
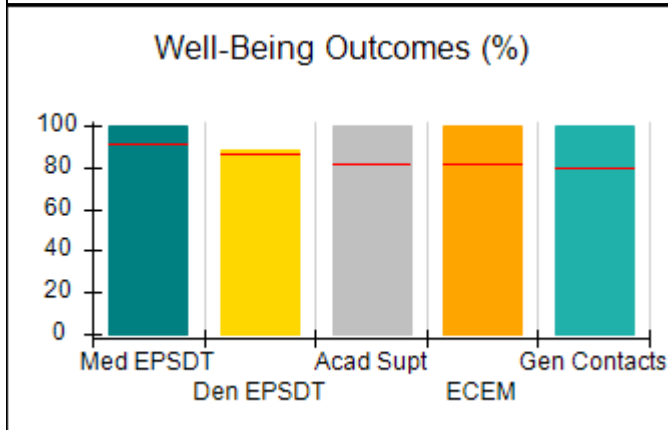
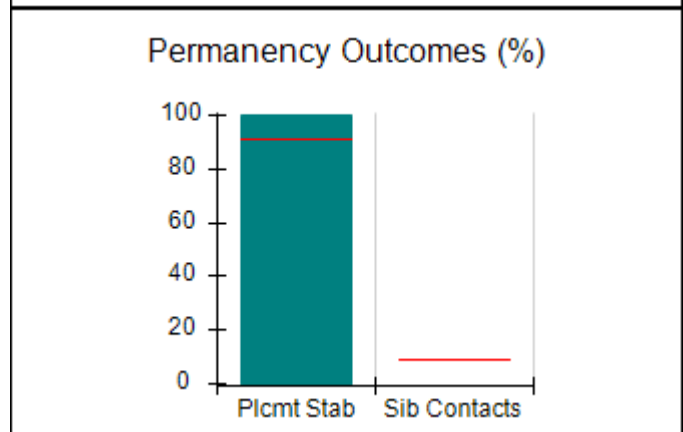
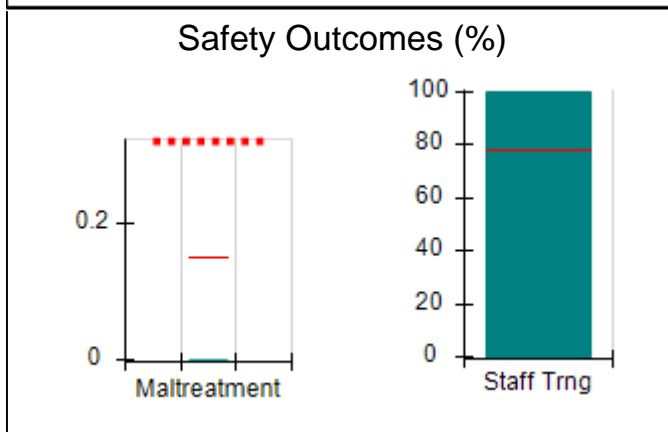
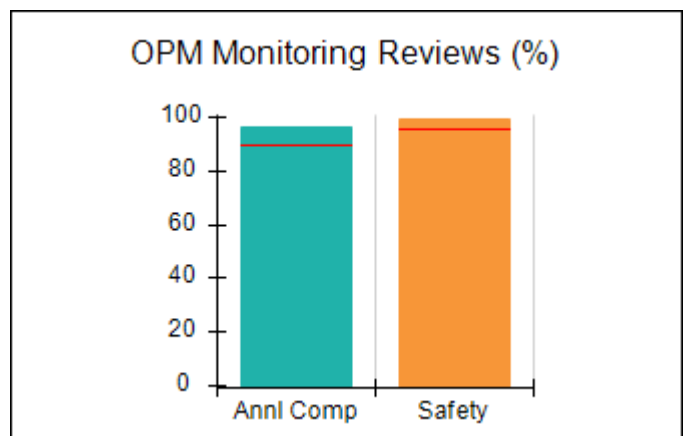
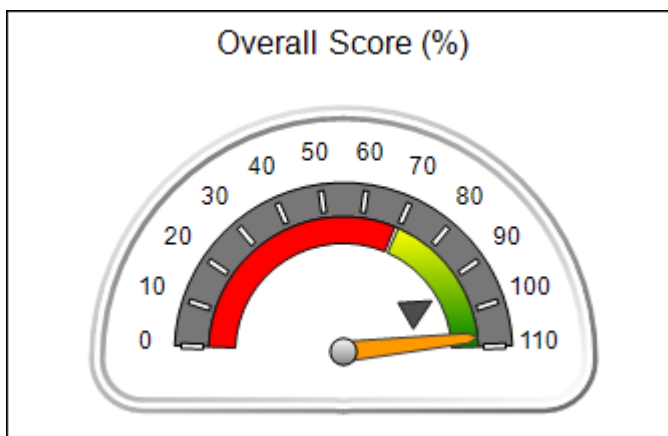
Provider/Program Name: Carl Malone Foundation, Inc. - Mercy's Door III (1041) - CCI

345 Rockman Way, Dalton, GA 30721 Phone: 706-217-6185 Vendor ID# 75482	Quarterly Scores (Grades)		Current Quarter Score (Grade)
	Q1: 104.82 (A+)	Q2: 105.15 (A+)	107.43% (A+)
	Q3: 107.43 (A+)	Q4: 105.60 (A+)	
Program Census Information:	# Children in Care During Quarter: 9	# Placements During Quarter: 9	# Children in Care On Last Day: 7

Quarterly Provider Comparisons to All CCIs

■■■■■■■■ indicates MalTx Threshold

▼ ————— indicates average for all CCIs





DHS, DFCS, Office of Provider Management
Performance-Based Placement Measures
RBWO Provider GA+SCORECARD - CCI
Report Quarter: Q3 FY2016



Provider/Program Name: Carl Malone Foundation, Inc. - Mercy's Door III (1041) - CCI

345 Rockman Way, Dalton, GA 30721 Phone: 706-217-6185 Vendor ID# 75482	Quarterly Scores (Grades)		Current Quarter Score (Grade)
	Q1: 104.82 (A+)	Q2: 105.15 (A+)	107.43%
	Q3: 107.43 (A+)	Q4: 105.60 (A+)	(A+)

Program Census Information:	# Children in Care During Quarter: 9	# Placements During Quarter: 9	# Children in Care On Last Day: 7
-----------------------------	--------------------------------------	--------------------------------	-----------------------------------

	Avg Performance All CCIs (%)	Provider Performance (%)*	Possible Points (Weight)	Provider Points Earned
--	-------------------------------------	----------------------------------	---------------------------------	-------------------------------

OPM Monitoring Reviews

Annual Comprehensive Reviews	90%	97%	25	24.15
Safety Reviews	96%	99%	15	14.89
Monitoring Sub-Total			40	39.03

CCI Safety Outcomes

Incidence of Maltreatment	0.15%	No Substantiated Reports	10	10.00
Staff Training	78%	100%	4	4.00
Safety Sub-Total			14	14.00

CCI Permanency Outcomes

Placement Stability	91%	100%	20	20.00
Sibling Contacts	9%	None Planned		
Permanency Sub-Total			20	20.00

CCI Well-Being Outcomes

EPSDT Medical Visits	91%	100%	4	4.00
EPSDT Dental Visits	87%	88%	4	3.52
Academic Supports	82%	100%	4	4.00
Provider ECEM Visits	82%	100%	7	7.00
Provider General Contacts	80%	100%	7	7.00
Well-Being Sub-Total			26	25.52

*Performance calculation descriptions can be found in the FY 2016 RBWO PBP Measurements and Standards Guide.

Monitoring & Outcomes: Possible Points = 100		Points Earned = 98.55	
Score Before Incentives Credit			98.55%
Incentives Awarded			8.88 pts
PBP Verification			0.00 pts
Total Score			107.43%

Provider/Program Name: Carl Malone Foundation, Inc. - Mercy's Door III (1041) - CCI



DHS, DFCS, Office of Provider Management
Performance-Based Placement Measures
RBWO Provider GA+SCORECARD - CCI



Report Quarter: Q3 FY2016

Program Census Information:		# Children in Care During Quarter: 9	# Placements During Quarter: 9	# Children in Care On Last Day: 7
CCI Incentive Credits	Avg Performance All CCIs (Points)	Provider Performance (%)*	Possible Points (Weight)	Provider Points Earned
Early EPSDT Medical Visits		100%	2	2.00
Early EPSDT Dental Visits		75%	2	1.50
Permanency Contacts		None Planned	5	
Additional Academic Supports		44%	2	0.88
Active Agency Accreditation		0%	4	0.00
Staff Clinical Licensure		10%	5	0.50
Behavior Management (threshold = 0)		100%	4	4.00
Incentives Total	7.67		24	8.88
Maximum total combined incentive credit allowed is 10 points.			Incentives Awarded	8.88

*Performance calculation descriptions can be found in the FY 2016 RBWO PBP Measurements and Standards Guide.

Child Protective Services Investigations and Dispositions		
The following investigations data, which is not used for scoring but is considered significant to a provider's performance, is from Georgia SHINES and is not considered final or complete until the end of the fiscal year.		
Total Reports:	0	
Number Screened In:	0	
Number Screened Out:	0	
Number Substantiated:	0	
Number Unsubstantiated:	0	
Number Active CPS Investigations:	0	



DHS, DFCS, Office of Provider Management
Performance-Based Placement Measures
RBWO Provider GA+SCORECARD - CCI
Report Quarter: Q3 FY2016



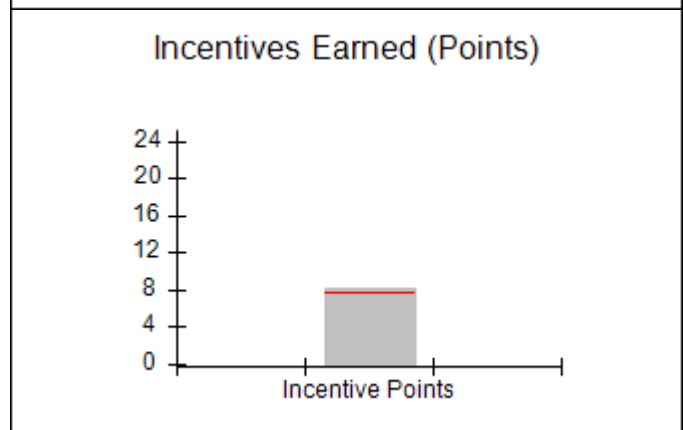
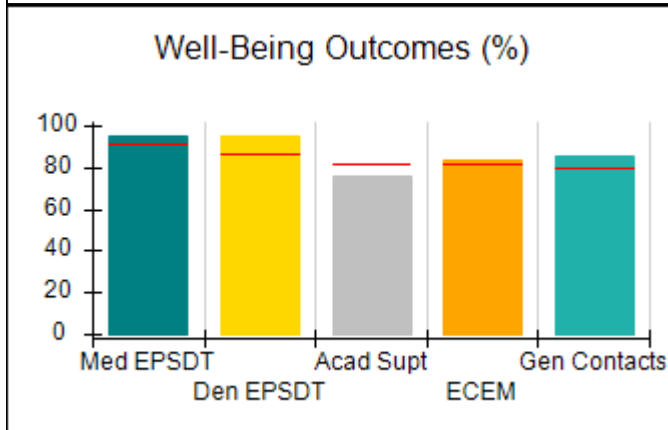
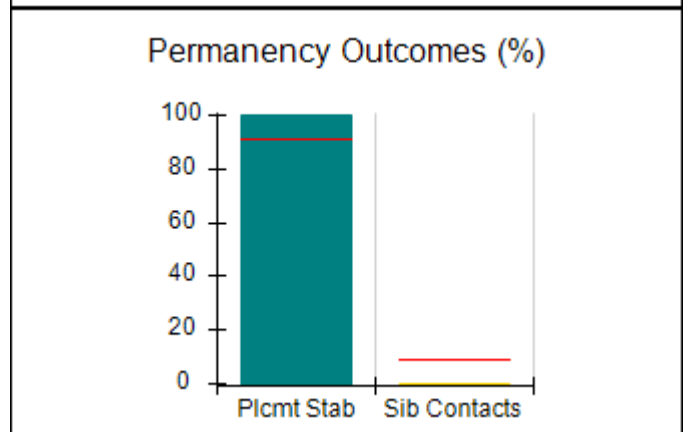
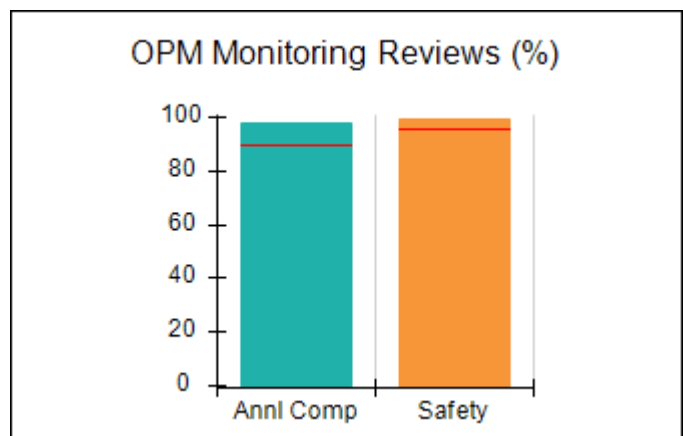
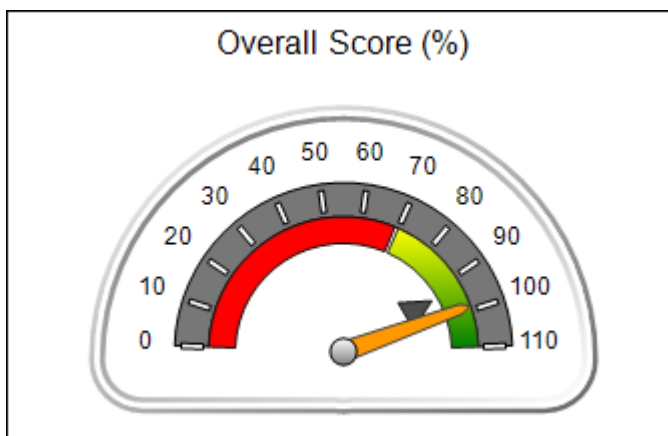
Provider/Program Name: Carrie Steele-Pitts Home, Inc. - (577) - CCI

667 Fairburn Rd., NW, Atlanta, GA 30331 Phone: 404-691-5187 Vendor ID# 35258	Quarterly Scores (Grades)		Current Quarter Score (Grade)
	Q1: 98.83 (A+)	Q2: 101.00 (A+)	98.82% (A+)
	Q3: 98.82 (A+)	Q4: 98.19 (A+)	
Program Census Information:	# Children in Care During Quarter: 21	# Placements During Quarter: 21	# Children in Care On Last Day: 19

Quarterly Provider Comparisons to All CCIs

■■■■■■■■ indicates MalTx Threshold

▼ — indicates average for all CCIs





DHS, DFCS, Office of Provider Management
Performance-Based Placement Measures
RBWO Provider GA+SCORECARD - CCI
Report Quarter: Q3 FY2016



Provider/Program Name: Carrie Steele-Pitts Home, Inc. - (577) - CCI

667 Fairburn Rd., NW, Atlanta, GA 30331 Phone: 404-691-5187 Vendor ID# 35258	Quarterly Scores (Grades)		Current Quarter Score (Grade)
	Q1: 98.83 (A+)	Q2: 101.00 (A+)	98.82%
	Q3: 98.82 (A+)	Q4: 98.19 (A+)	(A+)

Program Census Information:	# Children in Care During Quarter: 21	# Placements During Quarter: 21	# Children in Care On Last Day: 19
-----------------------------	---------------------------------------	---------------------------------	------------------------------------

	Avg Performance All CCIs (%)	Provider Performance (%)*	Possible Points (Weight)	Provider Points Earned
--	------------------------------	---------------------------	--------------------------	------------------------

OPM Monitoring Reviews

Annual Comprehensive Reviews	90%	98%	25	24.44
Safety Reviews	96%	99%	15	14.90
Monitoring Sub-Total			40	39.34

CCI Safety Outcomes

Incidence of Maltreatment	0.15%	No Substantiated Reports	10	10.00
Staff Training	78%	100%	4	4.00
Safety Sub-Total			14	14.00

CCI Permanency Outcomes

Placement Stability	91%	100%	15	15.00
Sibling Contacts	9%	0%	5	0.00
Permanency Sub-Total			20	15.00

CCI Well-Being Outcomes

EPSDT Medical Visits	91%	95%	4	3.80
EPSDT Dental Visits	87%	95%	4	3.80
Academic Supports	82%	76%	4	3.04
Provider ECEM Visits	82%	83%	7	5.81
Provider General Contacts	80%	85%	7	5.95
Well-Being Sub-Total			26	22.40

*Performance calculation descriptions can be found in the FY 2016 RBWO PBP Measurements and Standards Guide.

Monitoring & Outcomes: Possible Points = 100		Points Earned = 90.74	
Score Before Incentives Credit		90.74%	
Incentives Awarded		8.08 pts	
PBP Verification		0.00 pts	
Total Score		98.82%	

Provider/Program Name: Carrie Steele-Pitts Home, Inc. - (577) - CCI



DHS, DFCS, Office of Provider Management
Performance-Based Placement Measures
RBWO Provider GA+SCORECARD - CCI



Report Quarter: Q3 FY2016

Program Census Information:		# Children in Care During Quarter: 21	# Placements During Quarter: 21	# Children in Care On Last Day: 19
CCI Incentive Credits	Avg Performance All CCIs (Points)	Provider Performance (%)*	Possible Points (Weight)	Provider Points Earned
Early EPSDT Medical Visits		75%	2	1.50
Early EPSDT Dental Visits		91%	2	1.82
Permanency Contacts		10%	5	0.50
Additional Academic Supports		13%	2	0.26
Active Agency Accreditation		0%	4	0.00
Staff Clinical Licensure		0%	5	0.00
Behavior Management (threshold = 0)		100%	4	4.00
Incentives Total	7.67		24	8.08
Maximum total combined incentive credit allowed is 10 points.			Incentives Awarded	8.08

*Performance calculation descriptions can be found in the FY 2016 RBWO PBP Measurements and Standards Guide.

Child Protective Services Investigations and Dispositions

The following investigations data, which is not used for scoring but is considered significant to a provider's performance, is from Georgia SHINES and is not considered final or complete until the end of the fiscal year.

Total Reports:	1
Number Screened In:	0
Number Screened Out:	1
Number Substantiated:	0
Number Unsubstantiated:	0
Number Active CPS Investigations:	0



DHS, DFCS, Office of Provider Management
Performance-Based Placement Measures
RBWO Provider GA+SCORECARD - CCI



Report Quarter: Q3 FY2016

Provider/Program Name: Center for Children and Young Adults, The - Another Chance (578) - CCI

2221 Austell Rd., Marietta, GA 30008

Phone: 770-485-1641

Vendor ID# 35264

Quarterly Scores (Grades)

Current Quarter Score (Grade)

Q1: 94.03 (A)

Q2: 84.90 (B)

87.34%

Q3: 87.34 (B+)

Q4: 93.49 (A-)

(B+)

Program Census Information:

Children in Care During Quarter: 16

Placements During Quarter: 16

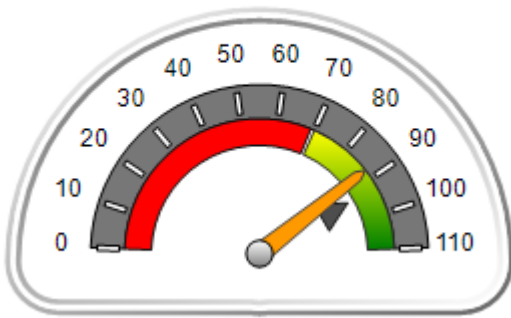
Children in Care On Last Day: 10

Quarterly Provider Comparisons to All CCIs

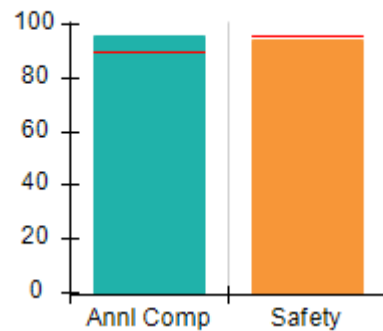
■■■■■■■■ indicates MalTx Threshold

▼ ————— indicates average for all CCIs

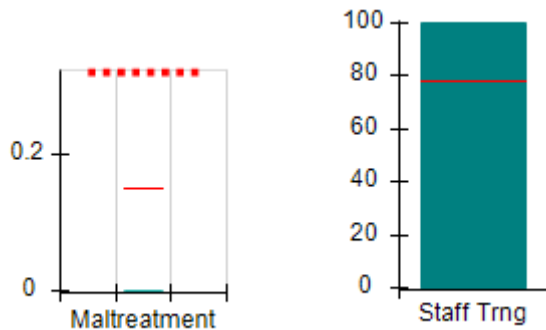
Overall Score (%)



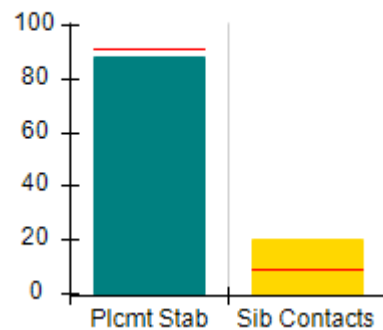
OPM Monitoring Reviews (%)



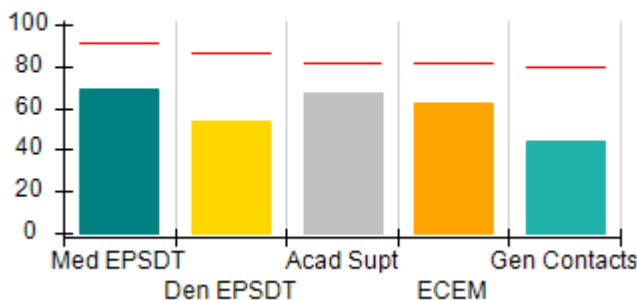
Safety Outcomes (%)



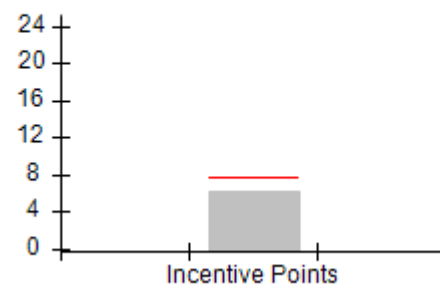
Permanency Outcomes (%)



Well-Being Outcomes (%)



Incentives Earned (Points)





DHS, DFCS, Office of Provider Management
Performance-Based Placement Measures
RBWO Provider GA+SCORECARD - CCI



Report Quarter: Q3 FY2016

Provider/Program Name: Center for Children and Young Adults, The - Another Chance (578) - CCI				
2221 Austell Rd., Marietta, GA 30008		Quarterly Scores (Grades)		Current Quarter Score (Grade)
Phone: 770-485-1641		Q1: 94.03 (A)	Q2: 84.90 (B)	87.34%
Vendor ID# 35264		Q3: 87.34 (B+)	Q4: 93.49 (A-)	(B+)
Program Census Information:		# Children in Care During Quarter: 16	# Placements During Quarter: 16	# Children in Care On Last Day: 10
	Avg Performance All CCIs (%)	Provider Performance (%)*	Possible Points (Weight)	Provider Points Earned
OPM Monitoring Reviews				
Annual Comprehensive Reviews	90%	96%	25	23.95
Safety Reviews	96%	94%	15	14.09
Monitoring Sub-Total			40	38.04
CCI Safety Outcomes				
Incidence of Maltreatment	0.15%	No Substantiated Reports	10	10.00
Staff Training	78%	100%	4	4.00
Safety Sub-Total			14	14.00
CCI Permanency Outcomes				
Placement Stability	91%	88%	15	13.20
Sibling Contacts	9%	20%	5	1.00
Permanency Sub-Total			20	14.20
CCI Well-Being Outcomes				
EPSDT Medical Visits	91%	69%	4	2.76
EPSDT Dental Visits	87%	54%	4	2.16
Academic Supports	82%	67%	4	2.68
Provider ECEM Visits	82%	62%	7	4.34
Provider General Contacts	80%	44%	7	3.08
Well-Being Sub-Total			26	15.02
*Performance calculation descriptions can be found in the FY 2016 RBWO PBP Measurements and Standards Guide.				

Monitoring & Outcomes: Possible Points = 100	Points Earned = 81.26
Score Before Incentives Credit	81.26%
Incentives Awarded	6.08 pts
PBP Verification	0.00 pts
Total Score	87.34%

Provider/Program Name: Center for Children and Young Adults, The - Another Chance (578) - CCI



DHS, DFCS, Office of Provider Management
Performance-Based Placement Measures
RBWO Provider GA+SCORECARD - CCI



Report Quarter: Q3 FY2016

Program Census Information:		# Children in Care During Quarter: 16	# Placements During Quarter: 16	# Children in Care On Last Day: 10
CCI Incentive Credits	Avg Performance All CCIs (Points)	Provider Performance (%)*	Possible Points (Weight)	Provider Points Earned
Early EPSDT Medical Visits		0%	2	0.00
Early EPSDT Dental Visits		0%	2	0.00
Permanency Contacts		18%	5	0.90
Additional Academic Supports		59%	2	1.18
Active Agency Accreditation		0%	4	0.00
Staff Clinical Licensure		0%	5	0.00
Behavior Management (threshold = 0)		100%	4	4.00
Incentives Total	7.67		24	6.08
Maximum total combined incentive credit allowed is 10 points.			Incentives Awarded	6.08
*Performance calculation descriptions can be found in the FY 2016 RBWO PBP Measurements and Standards Guide.				

Child Protective Services Investigations and Dispositions		
The following investigations data, which is not used for scoring but is considered significant to a provider's performance, is from Georgia SHINES and is not considered final or complete until the end of the fiscal year.		
Total Reports:	0	
Number Screened In:	0	
Number Screened Out:	0	
Number Substantiated:	0	
Number Unsubstantiated:	0	
Number Active CPS Investigations:	0	



DHS, DFCS, Office of Provider Management
Performance-Based Placement Measures
RBWO Provider GA+SCORECARD - CCI



Report Quarter: Q3 FY2016

Provider/Program Name: Center for Children and Young Adults, The - Connections ILP (5220) - CCI

2121 Windy Hill Rd., Marietta, GA 30060

Phone: 770-333-9441

Vendor ID# 138975

Quarterly Scores (Grades)		Current Quarter Score (Grade)
Q1: N/A	Q2: N/A	N/A%
Q3: N/A	Q4: N/A	

Program Census Information:

Children in Care During Quarter: 0

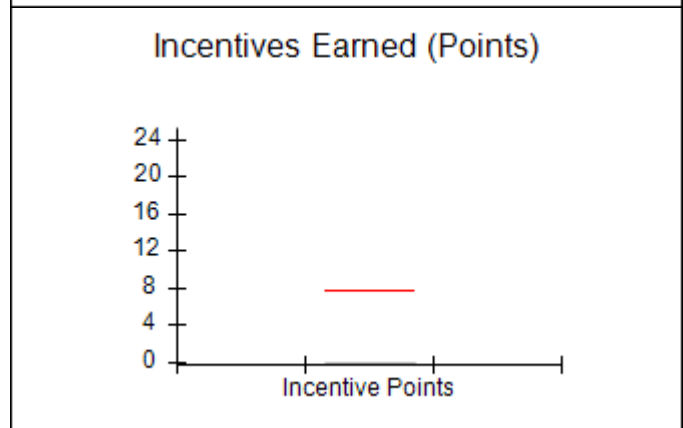
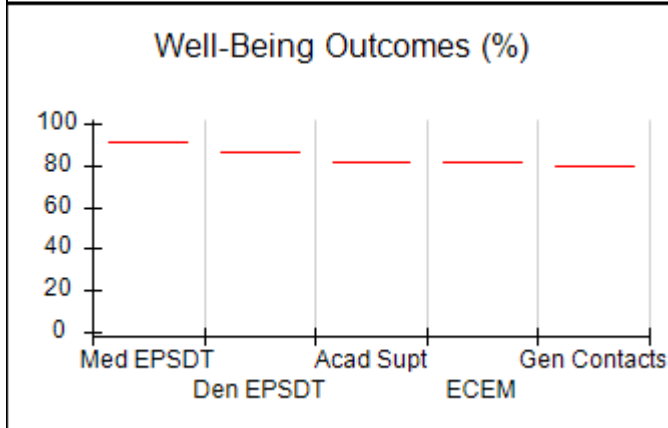
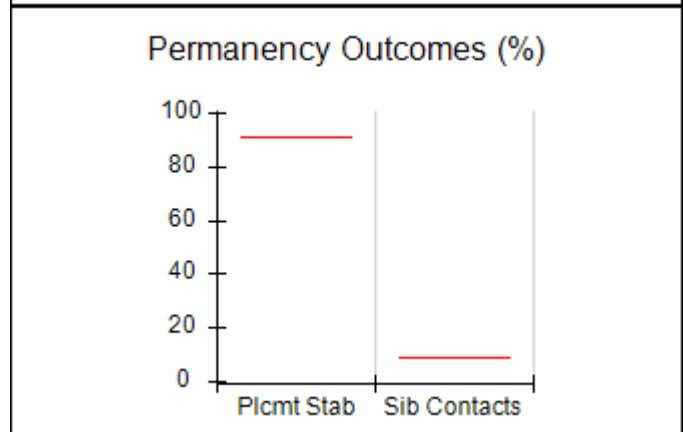
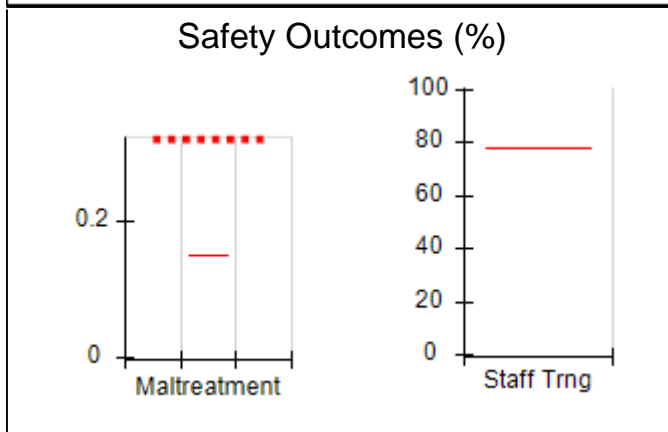
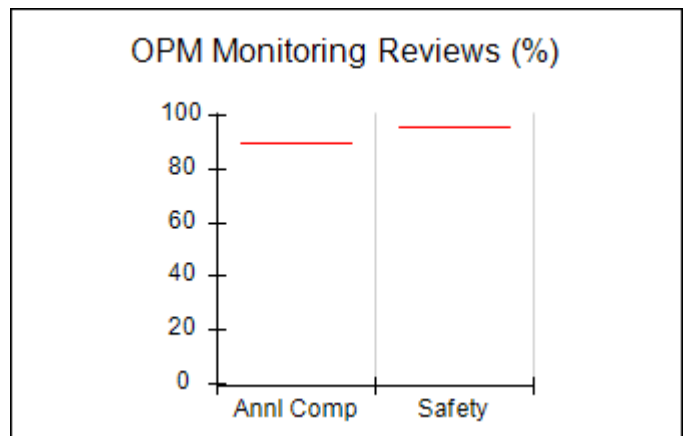
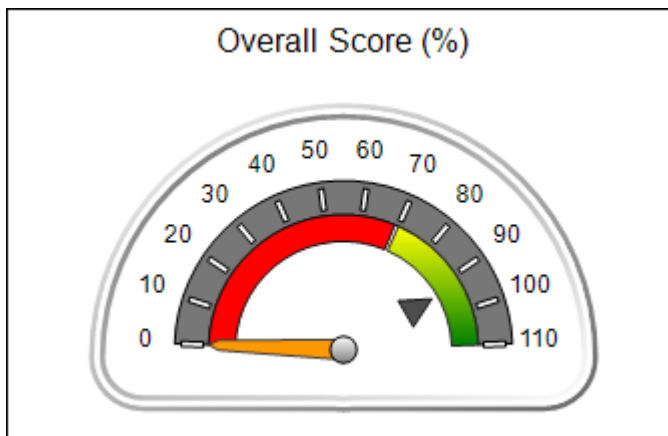
Placements During Quarter: 0

Children in Care On Last Day: 0

Quarterly Provider Comparisons to All CCIs

■■■■■■■■ indicates MalTx Threshold

▼ ————— indicates average for all CCIs





DHS, DFCS, Office of Provider Management
Performance-Based Placement Measures
RBWO Provider GA+SCORECARD - CCI



Report Quarter: Q3 FY2016

Provider/Program Name: Center for Children and Young Adults, The - Connections ILP (5220) - CCI				
2121 Windy Hill Rd., Marietta, GA 30060		Quarterly Scores (Grades)		Current Quarter Score (Grade)
Phone: 770-333-9441		Q1: N/A	Q2: N/A	N/A%
Vendor ID# 138975		Q3: N/A	Q4: N/A	
Program Census Information:		# Children in Care During Quarter: 0	# Placements During Quarter: 0	# Children in Care On Last Day: 0
	Avg Performance All CCIs (%)	Provider Performance (%)*	Possible Points (Weight)	Provider Points Earned
OPM Monitoring Reviews				
Annual Comprehensive Reviews	90%	Not Yet Conducted		
Safety Reviews	96%	Not Yet Conducted		
Monitoring Sub-Total				0.00
CCI Safety Outcomes				
Incidence of Maltreatment	0.15%	Not Eligible		
Staff Training	78%	Not Eligible		
Safety Sub-Total			N/A	
CCI Permanency Outcomes				
Placement Stability	91%	Not Eligible		
Sibling Contacts	9%	None Planned		
Permanency Sub-Total			N/A	
CCI Well-Being Outcomes				
EPSDT Medical Visits	91%	Not Eligible		
EPSDT Dental Visits	87%	Not Eligible		
Academic Supports	82%	Not Eligible		
Provider ECEM Visits	82%	Not Eligible		
Provider General Contacts	80%	Not Eligible		
Well-Being Sub-Total			N/A	
*Performance calculation descriptions can be found in the FY 2016 RBWO PBP Measurements and Standards Guide.				

Monitoring & Outcomes: Possible Points = 0	Points Earned = N/A
Score Before Incentives Credit	N/A
Incentives Awarded	0.00 pts
PBP Verification	N/A pts
Total Score	N/A%

Provider/Program Name: Center for Children and Young Adults, The - Connections ILP (5220) - CCI



DHS, DFCS, Office of Provider Management
Performance-Based Placement Measures
RBWO Provider GA+SCORECARD - CCI



Report Quarter: Q3 FY2016

Program Census Information:		# Children in Care During Quarter: 0	# Placements During Quarter: 0	# Children in Care On Last Day: 0
CCI Incentive Credits	Avg Performance All CCIs (Points)	Provider Performance (%)*	Possible Points (Weight)	Provider Points Earned
Early EPSDT Medical Visits		Not Eligible	2	
Early EPSDT Dental Visits		Not Eligible	2	
Permanency Contacts		None Planned	5	
Additional Academic Supports		Not Eligible	2	
Active Agency Accreditation		0%	4	0.00
Staff Clinical Licensure		0%	5	0.00
Behavior Management (threshold = 0)		0%	4	
Incentives Total	7.67		24	0.00
Maximum total combined incentive credit allowed is 10 points.			Incentives Awarded	0.00

*Performance calculation descriptions can be found in the FY 2016 RBWO PBP Measurements and Standards Guide.

Child Protective Services Investigations and Dispositions

The following investigations data, which is not used for scoring but is considered significant to a provider's performance, is from Georgia SHINES and is not considered final or complete until the end of the fiscal year.

Total Reports:	0
Number Screened In:	0
Number Screened Out:	0
Number Substantiated:	0
Number Unsubstantiated:	0
Number Active CPS Investigations:	0



DHS, DFCS, Office of Provider Management
Performance-Based Placement Measures
RBWO Provider GA+SCORECARD - CCI



Report Quarter: Q3 FY2016

Provider/Program Name: Center for Children and Young Adults, The - Open Gate (579) - CCI

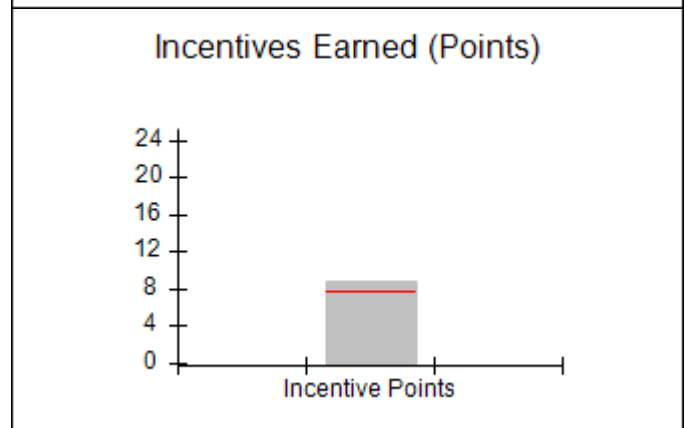
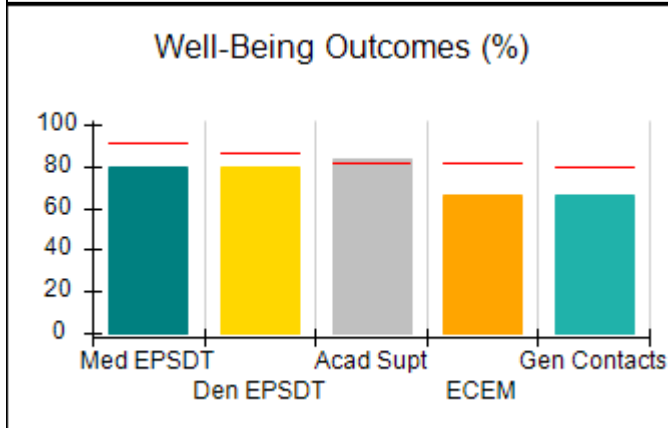
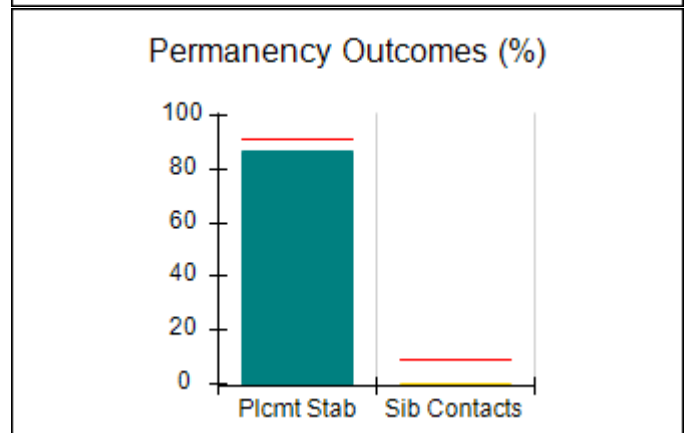
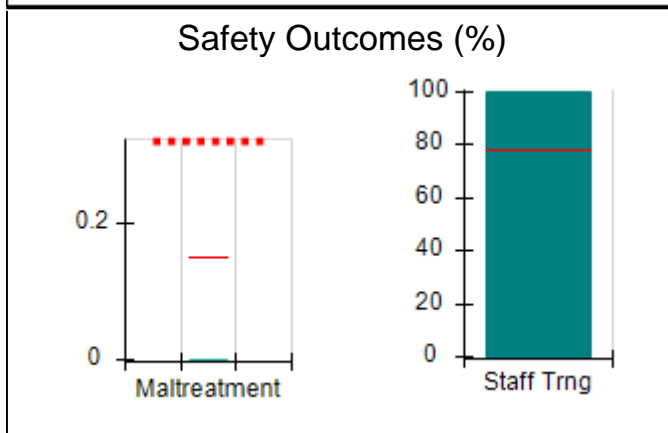
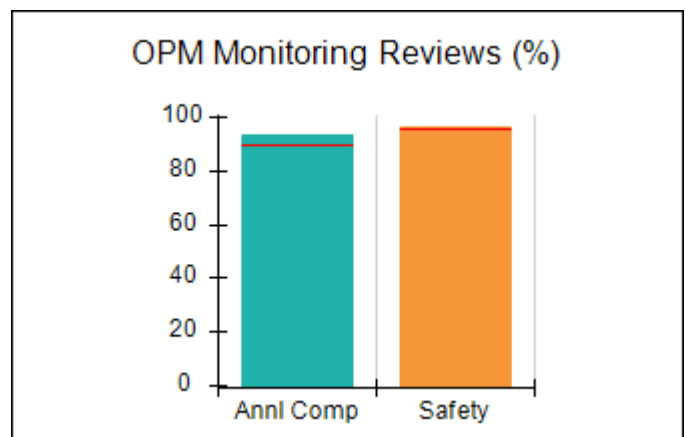
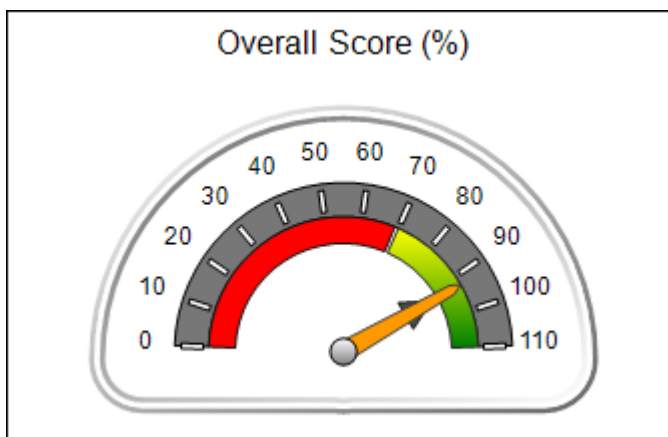
2221 Austell Rd., Marietta, GA 30008 Phone: 770-485-1630 Vendor ID# 35262	Quarterly Scores (Grades)		Current Quarter Score (Grade)
	Q1: 94.14 (A)	Q2: 94.81 (A)	92.72%
	Q3: 92.72 (A-)	Q4: 97.42 (A+)	(A-)

Program Census Information:	# Children in Care During Quarter: 15	# Placements During Quarter: 15	# Children in Care On Last Day: 9
-----------------------------	---------------------------------------	---------------------------------	-----------------------------------

Quarterly Provider Comparisons to All CCIs

■■■■■■■■ indicates MalTx Threshold

▼ ————— indicates average for all CCIs





DHS, DFCS, Office of Provider Management
Performance-Based Placement Measures
RBWO Provider GA+SCORECARD - CCI



Report Quarter: Q3 FY2016

Provider/Program Name: Center for Children and Young Adults, The - Open Gate (579) - CCI

2221 Austell Rd., Marietta, GA 30008 Phone: 770-485-1630 Vendor ID# 35262	Quarterly Scores (Grades)		Current Quarter Score (Grade)
	Q1: 94.14 (A)	Q2: 94.81 (A)	92.72%
	Q3: 92.72 (A-)	Q4: 97.42 (A+)	(A-)

Program Census Information:	# Children in Care During Quarter: 15	# Placements During Quarter: 15	# Children in Care On Last Day: 9
-----------------------------	---------------------------------------	---------------------------------	-----------------------------------

	Avg Performance All CCIs (%)	Provider Performance (%)*	Possible Points (Weight)	Provider Points Earned
--	-------------------------------------	----------------------------------	---------------------------------	-------------------------------

OPM Monitoring Reviews

Annual Comprehensive Reviews	90%	94%	25	23.43
Safety Reviews	96%	97%	15	14.51
Monitoring Sub-Total			40	37.95

CCI Safety Outcomes

Incidence of Maltreatment	0.15%	No Substantiated Reports	10	10.00
Staff Training	78%	100%	4	4.00
Safety Sub-Total			14	14.00

CCI Permanency Outcomes

Placement Stability	91%	87%	15	13.05
Sibling Contacts	9%	0%	5	0.00
Permanency Sub-Total			20	13.05

CCI Well-Being Outcomes

EPSDT Medical Visits	91%	80%	4	3.20
EPSDT Dental Visits	87%	80%	4	3.20
Academic Supports	82%	83%	4	3.32
Provider ECEM Visits	82%	66%	7	4.62
Provider General Contacts	80%	66%	7	4.62
Well-Being Sub-Total			26	18.96

*Performance calculation descriptions can be found in the FY 2016 RBWO PBP Measurements and Standards Guide.

Monitoring & Outcomes: Possible Points = 100		Points Earned = 83.96	
Score Before Incentives Credit			83.96%
Incentives Awarded			8.76 pts
PBP Verification			0.00 pts
Total Score			92.72%

Provider/Program Name: Center for Children and Young Adults, The - Open Gate (579) - CCI



DHS, DFCS, Office of Provider Management
Performance-Based Placement Measures
RBWO Provider GA+SCORECARD - CCI



Report Quarter: Q3 FY2016

Program Census Information:		# Children in Care During Quarter: 15	# Placements During Quarter: 15	# Children in Care On Last Day: 9
CCI Incentive Credits	Avg Performance All CCIs (Points)	Provider Performance (%)*	Possible Points (Weight)	Provider Points Earned
Early EPSDT Medical Visits		60%	2	1.20
Early EPSDT Dental Visits		60%	2	1.20
Permanency Contacts		14%	5	0.70
Additional Academic Supports		83%	2	1.66
Active Agency Accreditation		0%	4	0.00
Staff Clinical Licensure		0%	5	0.00
Behavior Management (threshold = 0)		100%	4	4.00
Incentives Total	7.67		24	8.76
Maximum total combined incentive credit allowed is 10 points.			Incentives Awarded	8.76

*Performance calculation descriptions can be found in the FY 2016 RBWO PBP Measurements and Standards Guide.

Child Protective Services Investigations and Dispositions		
The following investigations data, which is not used for scoring but is considered significant to a provider's performance, is from Georgia SHINES and is not considered final or complete until the end of the fiscal year.		
Total Reports:	0	
Number Screened In:	0	
Number Screened Out:	0	
Number Substantiated:	0	
Number Unsubstantiated:	0	
Number Active CPS Investigations:	0	



DHS, DFCS, Office of Provider Management
Performance-Based Placement Measures
RBWO Provider GA+SCORECARD - CCI



Report Quarter: Q3 FY2016

Provider/Program Name: Chestnut Manor - (581) - CCI

8673 Chestnut Ln., Lithia Springs, GA 30122

Phone: 770 489 4168

Vendor ID# 35269

Quarterly Scores (Grades)

Current Quarter Score (Grade)

Q1: 78.67 (C+)

Q2: 74.96 (C)

72.97%

Q3: 72.97 (C-)

Q4: 87.91 (B+)

(C-)

Program Census Information:

Children in Care During Quarter: 7

Placements During Quarter: 7

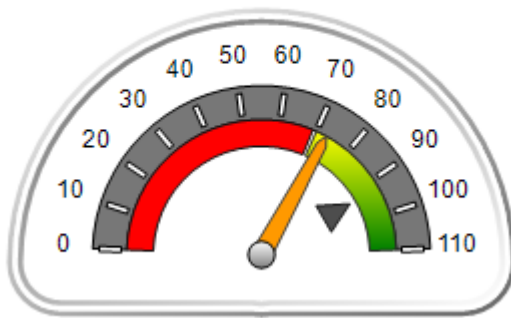
Children in Care On Last Day: 5

Quarterly Provider Comparisons to All CCIs

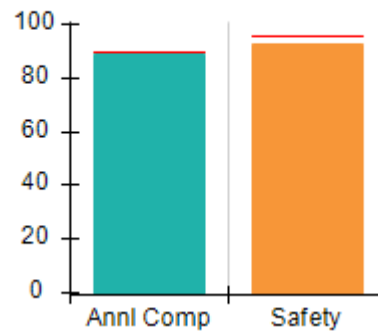
■■■■■■■■ indicates MalTx Threshold

▼ ————— indicates average for all CCIs

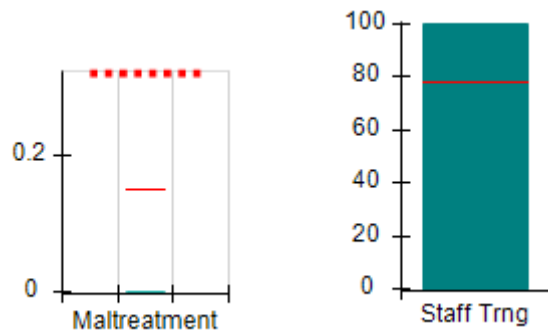
Overall Score (%)



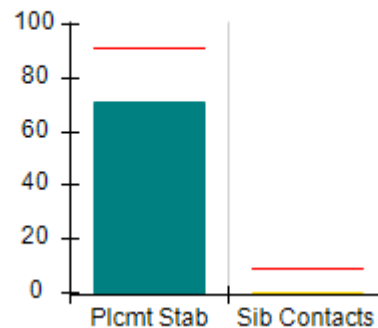
OPM Monitoring Reviews (%)



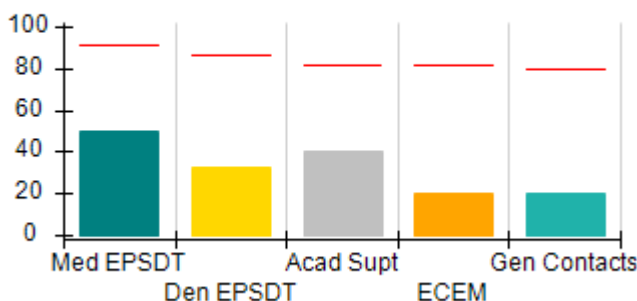
Safety Outcomes (%)



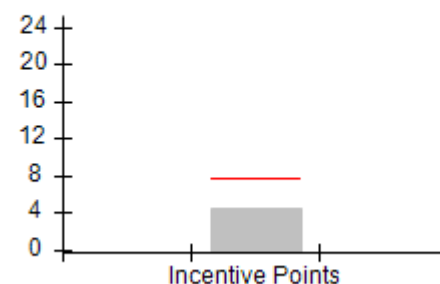
Permanency Outcomes (%)



Well-Being Outcomes (%)



Incentives Earned (Points)





DHS, DFCS, Office of Provider Management
Performance-Based Placement Measures
RBWO Provider GA+SCORECARD - CCI
Report Quarter: Q3 FY2016



Provider/Program Name: Chestnut Manor - (581) - CCI

8673 Chestnut Ln., Lithia Springs, GA 30122 Phone: 770 489 4168 Vendor ID# 35269	Quarterly Scores (Grades)		Current Quarter Score (Grade)
	Q1: 78.67 (C+)	Q2: 74.96 (C)	72.97%
	Q3: 72.97 (C-)	Q4: 87.91 (B+)	(C-)

Program Census Information:	# Children in Care During Quarter: 7	# Placements During Quarter: 7	# Children in Care On Last Day: 5
-----------------------------	--------------------------------------	--------------------------------	-----------------------------------

	Avg Performance All CCIs (%)	Provider Performance (%)*	Possible Points (Weight)	Provider Points Earned
--	-------------------------------------	----------------------------------	---------------------------------	-------------------------------

OPM Monitoring Reviews

Annual Comprehensive Reviews	90%	89%	25	22.25
Safety Reviews	96%	93%	15	13.95
Monitoring Sub-Total			40	36.20

CCI Safety Outcomes

Incidence of Maltreatment	0.15%	No Substantiated Reports	10	10.00
Staff Training	78%	100%	4	4.00
Safety Sub-Total			14	14.00

CCI Permanency Outcomes

Placement Stability	91%	71%	15	10.65
Sibling Contacts	9%	0%	5	0.00
Permanency Sub-Total			20	10.65

CCI Well-Being Outcomes

EPSDT Medical Visits	91%	50%	4	2.00
EPSDT Dental Visits	87%	33%	4	1.32
Academic Supports	82%	40%	4	1.60
Provider ECEM Visits	82%	20%	7	1.40
Provider General Contacts	80%	20%	7	1.40
Well-Being Sub-Total			26	7.72

*Performance calculation descriptions can be found in the FY 2016 RBWO PBP Measurements and Standards Guide.

Monitoring & Outcomes: Possible Points = 100		Points Earned = 68.57	
Score Before Incentives Credit		68.57%	
Incentives Awarded		4.40 pts	
PBP Verification		N/A pts	
Total Score		72.97%	

Provider/Program Name: Chestnut Manor - (581) - CCI



DHS, DFCS, Office of Provider Management
Performance-Based Placement Measures
RBWO Provider GA+SCORECARD - CCI



Report Quarter: Q3 FY2016

Program Census Information:		# Children in Care During Quarter: 7	# Placements During Quarter: 7	# Children in Care On Last Day: 5
CCI Incentive Credits	Avg Performance All CCIs (Points)	Provider Performance (%)*	Possible Points (Weight)	Provider Points Earned
Early EPSDT Medical Visits		0%	2	0.00
Early EPSDT Dental Visits		20%	2	0.40
Permanency Contacts		0%	5	0.00
Additional Academic Supports		0%	2	0.00
Active Agency Accreditation		0%	4	0.00
Staff Clinical Licensure		0%	5	0.00
Behavior Management (threshold = 0)		100%	4	4.00
Incentives Total	7.67		24	4.40
Maximum total combined incentive credit allowed is 10 points.			Incentives Awarded	4.40

*Performance calculation descriptions can be found in the FY 2016 RBWO PBP Measurements and Standards Guide.

Child Protective Services Investigations and Dispositions		
The following investigations data, which is not used for scoring but is considered significant to a provider's performance, is from Georgia SHINES and is not considered final or complete until the end of the fiscal year.		
Total Reports:	0	
Number Screened In:	0	
Number Screened Out:	0	
Number Substantiated:	0	
Number Unsubstantiated:	0	
Number Active CPS Investigations:	0	



DHS, DFCS, Office of Provider Management
Performance-Based Placement Measures
RBWO Provider GA+SCORECARD - CCI
Report Quarter: Q3 FY2016



Provider/Program Name: CHRIS 180 Inc. - Dekalb (597) - CCI

2914 Cocklebur Trail, Decatur, GA 30334

Phone: (404) 284-0109

Vendor ID# 35278

Program Census Information:

Children in Care During
Quarter: 6

Placements During
Quarter: 6

Children in Care On Last
Day: 4

Quarterly Scores (Grades)

**Current Quarter Score
(Grade)**

Q1: 98.07 (A+)

Q2: 94.10 (A)

95.10%

Q3: 95.10 (A)

Q4: 90.70 (A-)

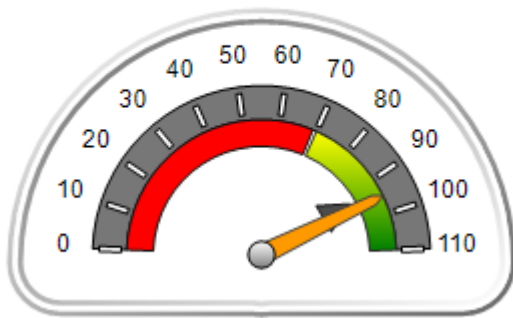
(A)

Quarterly Provider Comparisons to All CCIs

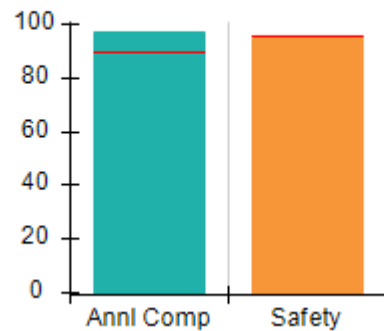
■■■■■■■■ indicates MalTx Threshold

▼ ————— indicates average for all CCIs

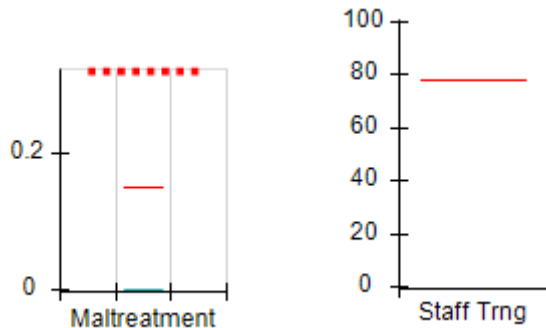
Overall Score (%)



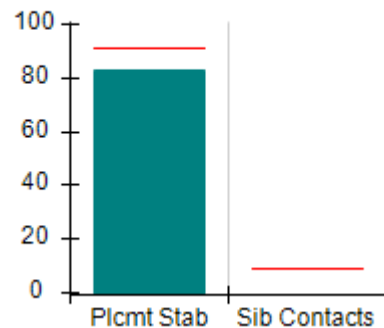
OPM Monitoring Reviews (%)



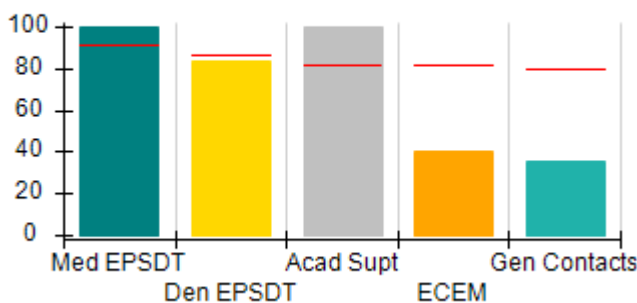
Safety Outcomes (%)



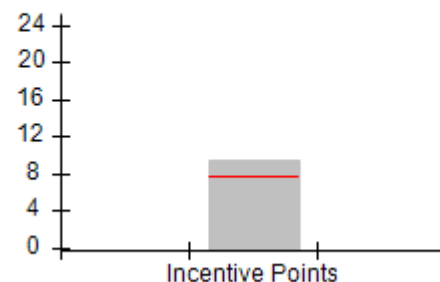
Permanency Outcomes (%)



Well-Being Outcomes (%)



Incentives Earned (Points)





DHS, DFCS, Office of Provider Management
Performance-Based Placement Measures
RBWO Provider GA+SCORECARD - CCI
Report Quarter: Q3 FY2016



Provider/Program Name: CHRIS 180 Inc. - Dekalb (597) - CCI

2914 Cocklebur Trail, Decatur, GA 30334 Phone: (404) 284-0109 Vendor ID# 35278	Quarterly Scores (Grades)		Current Quarter Score (Grade)
	Q1: 98.07 (A+)	Q2: 94.10 (A)	95.10% (A)
	Q3: 95.10 (A)	Q4: 90.70 (A-)	

Program Census Information:	# Children in Care During Quarter: 6	# Placements During Quarter: 6	# Children in Care On Last Day: 4
-----------------------------	--------------------------------------	--------------------------------	-----------------------------------

	Avg Performance All CCIs (%)	Provider Performance (%)*	Possible Points (Weight)	Provider Points Earned
--	------------------------------	---------------------------	--------------------------	------------------------

OPM Monitoring Reviews

Annual Comprehensive Reviews	90%	97%	25	24.25
Safety Reviews	96%	95%	15	14.27
Monitoring Sub-Total			40	38.52

CCI Safety Outcomes

Incidence of Maltreatment	0.15%	No Substantiated Reports	14	14.00
Staff Training	78%	Not Eligible		
Safety Sub-Total			14	14.00

CCI Permanency Outcomes

Placement Stability	91%	83%	20	16.60
Sibling Contacts	9%	None Planned		
Permanency Sub-Total			20	16.60

CCI Well-Being Outcomes

EPSDT Medical Visits	91%	100%	4	4.00
EPSDT Dental Visits	87%	83%	4	3.32
Academic Supports	82%	100%	4	4.00
Provider ECEM Visits	82%	40%	7	2.80
Provider General Contacts	80%	36%	7	2.52
Well-Being Sub-Total			26	16.64

*Performance calculation descriptions can be found in the FY 2016 RBWO PBP Measurements and Standards Guide.

Monitoring & Outcomes: Possible Points = 100	Points Earned = 85.76
Score Before Incentives Credit	85.76%
Incentives Awarded	9.34 pts
PBP Verification	0.00 pts
Total Score	95.10%

Provider/Program Name: CHRIS 180 Inc. - Dekalb (597) - CCI



DHS, DFCS, Office of Provider Management
Performance-Based Placement Measures
RBWO Provider GA+SCORECARD - CCI



Report Quarter: Q3 FY2016

Program Census Information:		# Children in Care During Quarter: 6	# Placements During Quarter: 6	# Children in Care On Last Day: 4
CCI Incentive Credits	Avg Performance All CCIs (Points)	Provider Performance (%)*	Possible Points (Weight)	Provider Points Earned
Early EPSDT Medical Visits		100%	2	2.00
Early EPSDT Dental Visits		67%	2	1.34
Permanency Contacts		None Planned	5	
Additional Academic Supports		0%	2	0.00
Active Agency Accreditation		50%	4	2.00
Staff Clinical Licensure		0%	5	0.00
Behavior Management (threshold = 0)		100%	4	4.00
Incentives Total	7.67		24	9.34
Maximum total combined incentive credit allowed is 10 points.			Incentives Awarded	9.34

*Performance calculation descriptions can be found in the FY 2016 RBWO PBP Measurements and Standards Guide.

Child Protective Services Investigations and Dispositions		
The following investigations data, which is not used for scoring but is considered significant to a provider's performance, is from Georgia SHINES and is not considered final or complete until the end of the fiscal year.		
Total Reports:	1	
Number Screened In:	0	
Number Screened Out:	1	
Number Substantiated:	0	
Number Unsubstantiated:	0	
Number Active CPS Investigations:	0	



DHS, DFCS, Office of Provider Management
Performance-Based Placement Measures
RBWO Provider GA+SCORECARD - CCI
Report Quarter: Q3 FY2016



Provider/Program Name: CHRIS 180 Inc. - Douglas (598) - CCI

3819 Chattahoochee Dr., Douglasville, GA 30135

Phone: 404-942-1540

Vendor ID# 35277

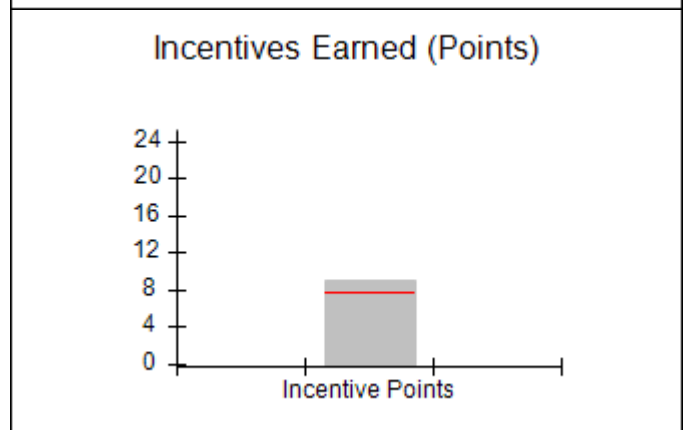
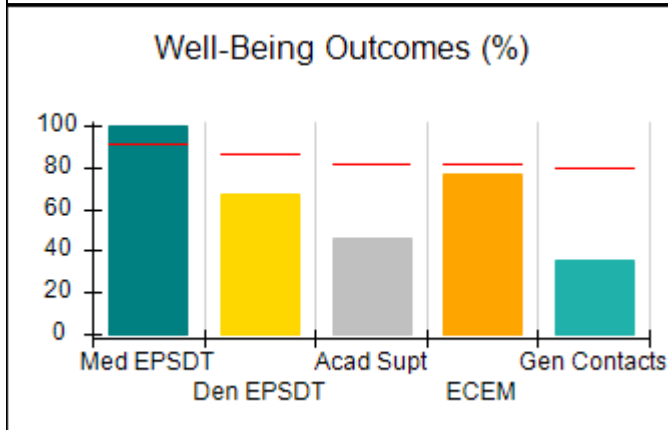
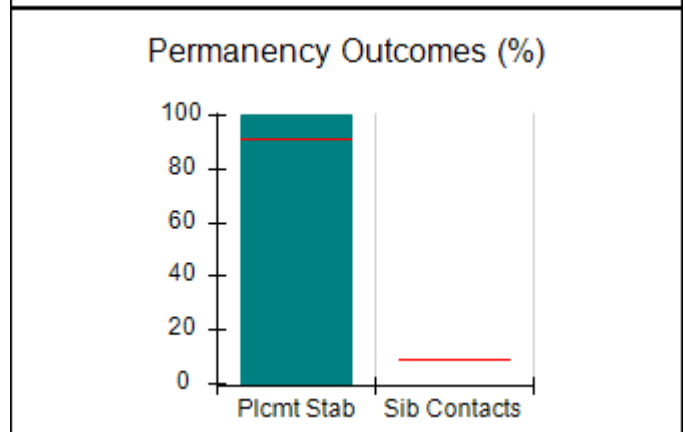
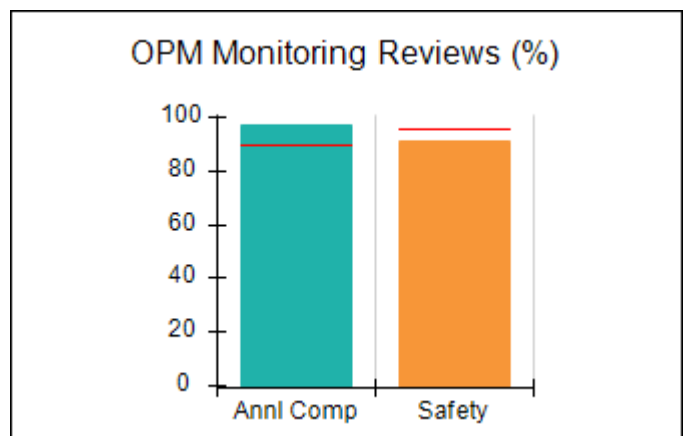
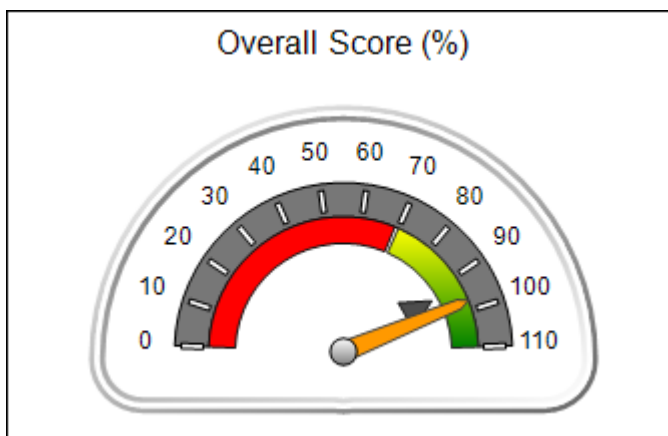
Program Census Information:

Quarterly Scores (Grades)		Current Quarter Score (Grade)
Q1: 101.02 (A+)	Q2: 95.94 (A)	97.36% (A+)
Q3: 97.36 (A+)	Q4: 104.44 (A+)	
# Children in Care During Quarter: 7	# Placements During Quarter: 7	# Children in Care On Last Day: 5

Quarterly Provider Comparisons to All CCIs

■■■■■■■■ indicates MalTx Threshold

▼ ————— indicates average for all CCIs





DHS, DFCS, Office of Provider Management
Performance-Based Placement Measures
RBWO Provider GA+SCORECARD - CCI
Report Quarter: Q3 FY2016



Provider/Program Name: CHRIS 180 Inc. - Douglas (598) - CCI				
3819 Chattahoochee Dr., Douglasville, GA 30135		Quarterly Scores (Grades)		Current Quarter Score (Grade)
Phone: 404-942-1540		Q1: 101.02 (A+)	Q2: 95.94 (A)	97.36%
Vendor ID# 35277		Q3: 97.36 (A+)	Q4: 104.44 (A+)	(A+)
Program Census Information:		# Children in Care During Quarter: 7	# Placements During Quarter: 7	# Children in Care On Last Day: 5
	Avg Performance All CCIs (%)	Provider Performance (%)*	Possible Points (Weight)	Provider Points Earned
OPM Monitoring Reviews				
Annual Comprehensive Reviews	90%	97%	25	24.27
Safety Reviews	96%	91%	15	13.67
Monitoring Sub-Total			40	37.93
CCI Safety Outcomes				
Incidence of Maltreatment	0.15%	No Substantiated Reports	10	10.00
Staff Training	78%	100%	4	4.00
Safety Sub-Total			14	14.00
CCI Permanency Outcomes				
Placement Stability	91%	100%	20	20.00
Sibling Contacts	9%	None Planned		
Permanency Sub-Total			20	20.00
CCI Well-Being Outcomes				
EPSDT Medical Visits	91%	100%	4	4.00
EPSDT Dental Visits	87%	67%	4	2.68
Academic Supports	82%	46%	4	1.84
Provider ECEM Visits	82%	77%	7	5.39
Provider General Contacts	80%	36%	7	2.52
Well-Being Sub-Total			26	16.43
*Performance calculation descriptions can be found in the FY 2016 RBWO PBP Measurements and Standards Guide.				

Monitoring & Outcomes: Possible Points = 100		Points Earned = 88.36	
Score Before Incentives Credit			88.36%
Incentives Awarded			9.00 pts
PBP Verification			N/A pts
Total Score			97.36%

Provider/Program Name: CHRIS 180 Inc. - Douglas (598) - CCI



DHS, DFCS, Office of Provider Management
Performance-Based Placement Measures
RBWO Provider GA+SCORECARD - CCI



Report Quarter: Q3 FY2016

Program Census Information:		# Children in Care During Quarter: 7	# Placements During Quarter: 7	# Children in Care On Last Day: 5
CCI Incentive Credits	Avg Performance All CCIs (Points)	Provider Performance (%)*	Possible Points (Weight)	Provider Points Earned
Early EPSDT Medical Visits		100%	2	2.00
Early EPSDT Dental Visits		50%	2	1.00
Permanency Contacts		0%	5	0.00
Additional Academic Supports		0%	2	0.00
Active Agency Accreditation		50%	4	2.00
Staff Clinical Licensure		0%	5	0.00
Behavior Management (threshold = 0)		100%	4	4.00
Incentives Total	7.67		24	9.00
Maximum total combined incentive credit allowed is 10 points.			Incentives Awarded	9.00

*Performance calculation descriptions can be found in the FY 2016 RBWO PBP Measurements and Standards Guide.

Child Protective Services Investigations and Dispositions		
The following investigations data, which is not used for scoring but is considered significant to a provider's performance, is from Georgia SHINES and is not considered final or complete until the end of the fiscal year.		
Total Reports:	1	
Number Screened In:	0	
Number Screened Out:	1	
Number Substantiated:	0	
Number Unsubstantiated:	0	
Number Active CPS Investigations:	0	



DHS, DFCS, Office of Provider Management
Performance-Based Placement Measures
RBWO Provider GA+SCORECARD - CCI
Report Quarter: Q3 FY2016



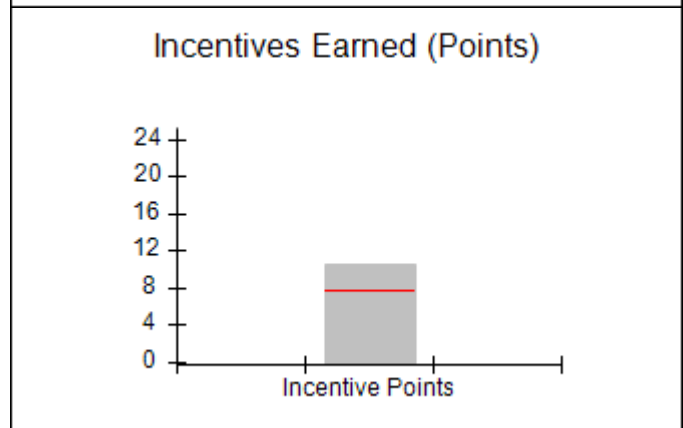
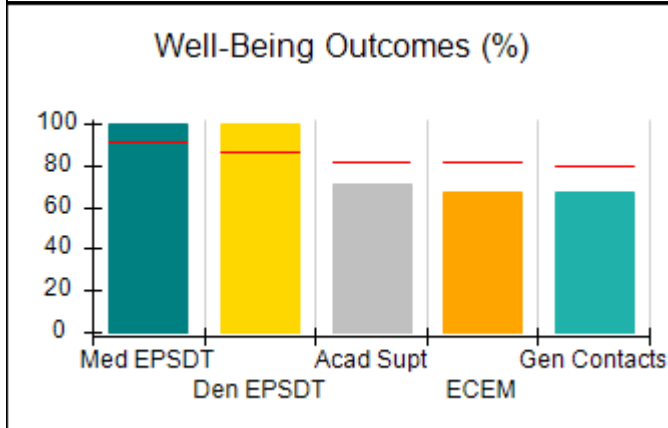
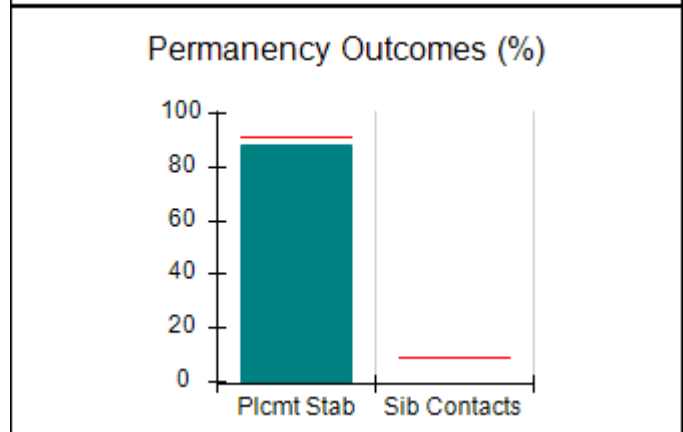
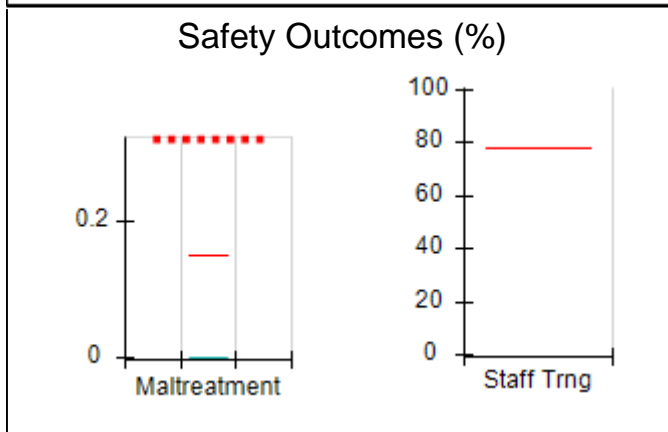
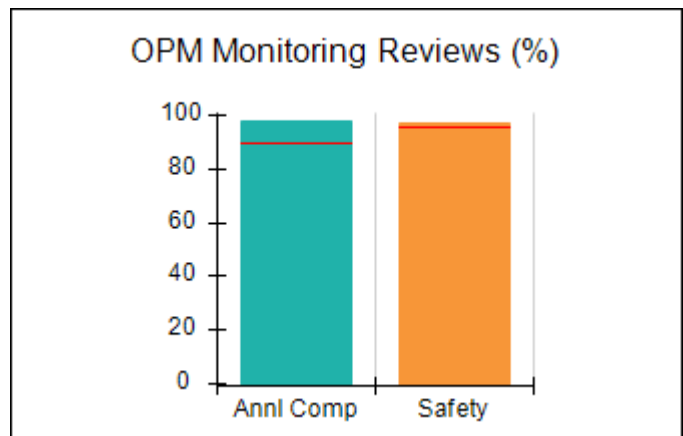
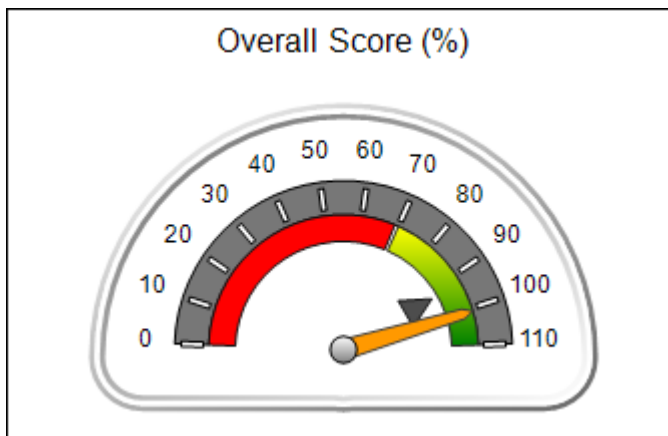
Provider/Program Name: CHRIS 180 Inc. - Ellenwood (599) - CCI

4489 Northwind Dr., Ellenwood, GA 30294 Phone: 404-212-5035 Vendor ID# 35282	Quarterly Scores (Grades)		Current Quarter Score (Grade)
	Q1: 97.34 (A+)	Q2: 96.61 (A)	100.91% (A+)
	Q3: 100.91 (A+)	Q4: 97.37 (A+)	
Program Census Information:	# Children in Care During Quarter: 8	# Placements During Quarter: 8	# Children in Care On Last Day: 6

Quarterly Provider Comparisons to All CCIs

■■■■■■■■ indicates MalTx Threshold

▼ ————— indicates average for all CCIs





DHS, DFCS, Office of Provider Management
Performance-Based Placement Measures
RBWO Provider GA+SCORECARD - CCI
Report Quarter: Q3 FY2016



Provider/Program Name: CHRIS 180 Inc. - Ellenwood (599) - CCI				
4489 Northwind Dr., Ellenwood, GA 30294 Phone: 404-212-5035 Vendor ID# 35282		Quarterly Scores (Grades)		Current Quarter Score (Grade)
		Q1: 97.34 (A+)	Q2: 96.61 (A)	100.91% (A+)
		Q3: 100.91 (A+)	Q4: 97.37 (A+)	
Program Census Information:		# Children in Care During Quarter: 8	# Placements During Quarter: 8	# Children in Care On Last Day: 6
	Avg Performance All CCIs (%)	Provider Performance (%)*	Possible Points (Weight)	Provider Points Earned
OPM Monitoring Reviews				
Annual Comprehensive Reviews	90%	98%	25	24.54
Safety Reviews	96%	97%	15	14.55
Monitoring Sub-Total			40	39.09
CCI Safety Outcomes				
Incidence of Maltreatment	0.15%	No Substantiated Reports	14	14.00
Staff Training	78%	Not Eligible		
Safety Sub-Total			14	14.00
CCI Permanency Outcomes				
Placement Stability	91%	88%	20	17.60
Sibling Contacts	9%	None Planned		
Permanency Sub-Total			20	17.60
CCI Well-Being Outcomes				
EPSDT Medical Visits	91%	100%	4	4.00
EPSDT Dental Visits	87%	100%	4	4.00
Academic Supports	82%	71%	4	2.84
Provider ECEM Visits	82%	67%	7	4.69
Provider General Contacts	80%	67%	7	4.69
Well-Being Sub-Total			26	20.22
*Performance calculation descriptions can be found in the FY 2016 RBWO PBP Measurements and Standards Guide.				

Monitoring & Outcomes: Possible Points = 100	Points Earned = 90.91
Score Before Incentives Credit	90.91%
Incentives Awarded	10.00 pts
PBP Verification	N/A pts
Total Score	100.91%

Provider/Program Name: CHRIS 180 Inc. - Ellenwood (599) - CCI



DHS, DFCS, Office of Provider Management
Performance-Based Placement Measures
RBWO Provider GA+SCORECARD - CCI



Report Quarter: Q3 FY2016

Program Census Information:		# Children in Care During Quarter: 8	# Placements During Quarter: 8	# Children in Care On Last Day: 6
CCI Incentive Credits	Avg Performance All CCIs (Points)	Provider Performance (%)*	Possible Points (Weight)	Provider Points Earned
Early EPSDT Medical Visits		100%	2	2.00
Early EPSDT Dental Visits		100%	2	2.00
Permanency Contacts		None Planned	5	
Additional Academic Supports		31%	2	0.62
Active Agency Accreditation		50%	4	2.00
Staff Clinical Licensure		0%	5	0.00
Behavior Management (threshold = 0)		100%	4	4.00
Incentives Total	7.67		24	10.62
Maximum total combined incentive credit allowed is 10 points.			Incentives Awarded	10.00

*Performance calculation descriptions can be found in the FY 2016 RBWO PBP Measurements and Standards Guide.

Child Protective Services Investigations and Dispositions		
The following investigations data, which is not used for scoring but is considered significant to a provider's performance, is from Georgia SHINES and is not considered final or complete until the end of the fiscal year.		
Total Reports:	0	
Number Screened In:	0	
Number Screened Out:	0	
Number Substantiated:	0	
Number Unsubstantiated:	0	
Number Active CPS Investigations:	0	



DHS, DFCS, Office of Provider Management
Performance-Based Placement Measures
RBWO Provider GA+SCORECARD - CCI
Report Quarter: Q3 FY2016



Provider/Program Name: CHRIS 180 Inc. - Fulton (601) - CCI

3686 Calmer Circle, East Point, GA 30344

Phone: (404) 768-4527

Vendor ID# 35281

Program Census Information:

Quarterly Scores (Grades)

Current Quarter Score (Grade)

Q1: 103.32 (A+)

Q2: 101.92 (A+)

99.51%

Q3: 99.51 (A+)

Q4: 95.29 (A)

(A+)

Children in Care During Quarter: 7

Placements During Quarter: 7

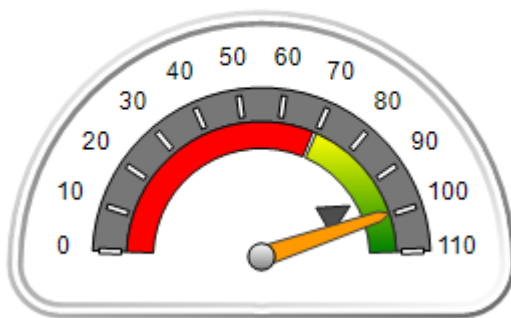
Children in Care On Last Day: 4

Quarterly Provider Comparisons to All CCIs

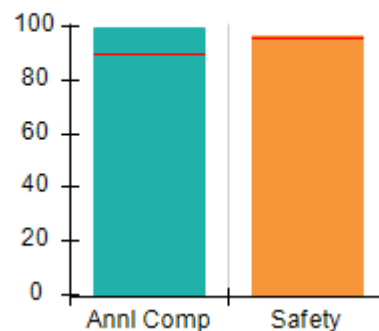
■■■■■■■■ indicates MalTx Threshold

▼ ————— indicates average for all CCIs

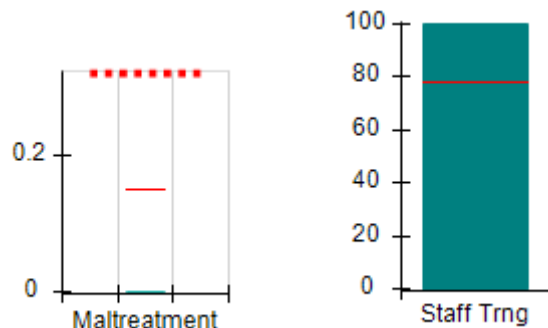
Overall Score (%)



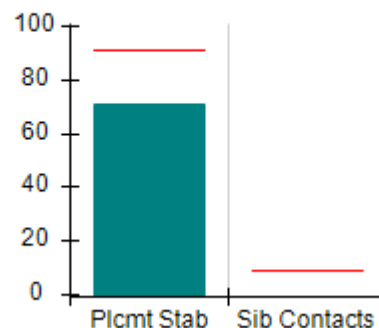
OPM Monitoring Reviews (%)



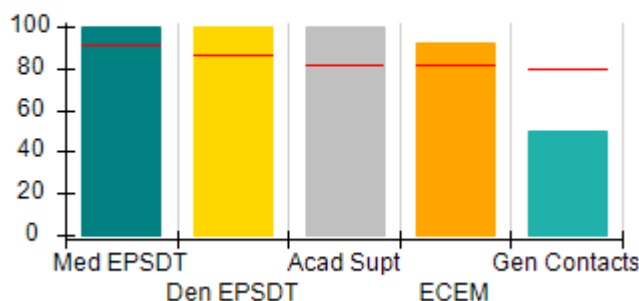
Safety Outcomes (%)



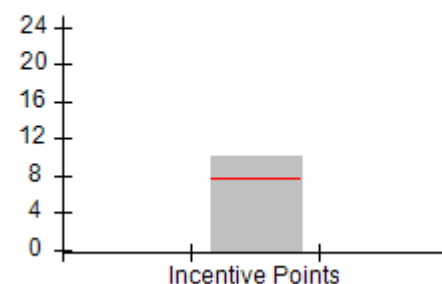
Permanency Outcomes (%)



Well-Being Outcomes (%)



Incentives Earned (Points)





DHS, DFCS, Office of Provider Management
Performance-Based Placement Measures
RBWO Provider GA+SCORECARD - CCI
Report Quarter: Q3 FY2016



Provider/Program Name: CHRIS 180 Inc. - Fulton (601) - CCI

3686 Calmer Circle, East Point, GA 30344 Phone: (404) 768-4527 Vendor ID# 35281	Quarterly Scores (Grades)		Current Quarter Score (Grade)
	Q1: 103.32 (A+)	Q2: 101.92 (A+)	99.51%
	Q3: 99.51 (A+)	Q4: 95.29 (A)	(A+)

Program Census Information:	# Children in Care During Quarter: 7	# Placements During Quarter: 7	# Children in Care On Last Day: 4
-----------------------------	--------------------------------------	--------------------------------	-----------------------------------

	Avg Performance All CCIs (%)	Provider Performance (%)*	Possible Points (Weight)	Provider Points Earned
--	-------------------------------------	----------------------------------	---------------------------------	-------------------------------

OPM Monitoring Reviews

Annual Comprehensive Reviews	90%	100%	25	24.90
Safety Reviews	96%	97%	15	14.48
Monitoring Sub-Total			40	39.38

CCI Safety Outcomes

Incidence of Maltreatment	0.15%	No Substantiated Reports	10	10.00
Staff Training	78%	100%	4	4.00
Safety Sub-Total			14	14.00

CCI Permanency Outcomes

Placement Stability	91%	71%	20	14.20
Sibling Contacts	9%	None Planned		
Permanency Sub-Total			20	14.20

CCI Well-Being Outcomes

EPSDT Medical Visits	91%	100%	4	4.00
EPSDT Dental Visits	87%	100%	4	4.00
Academic Supports	82%	100%	4	4.00
Provider ECEM Visits	82%	92%	7	6.44
Provider General Contacts	80%	50%	7	3.50
Well-Being Sub-Total			26	21.94

*Performance calculation descriptions can be found in the FY 2016 RBWO PBP Measurements and Standards Guide.

Monitoring & Outcomes: Possible Points = 100		Points Earned = 89.51	
Score Before Incentives Credit		89.51%	
Incentives Awarded		10.00 pts	
PBP Verification		N/A pts	
Total Score		99.51%	

Provider/Program Name: CHRIS 180 Inc. - Fulton (601) - CCI



DHS, DFCS, Office of Provider Management
Performance-Based Placement Measures
RBWO Provider GA+SCORECARD - CCI



Report Quarter: Q3 FY2016

Program Census Information:		# Children in Care During Quarter: 7	# Placements During Quarter: 7	# Children in Care On Last Day: 4
CCI Incentive Credits	Avg Performance All CCIs (Points)	Provider Performance (%)*	Possible Points (Weight)	Provider Points Earned
Early EPSDT Medical Visits		100%	2	2.00
Early EPSDT Dental Visits		100%	2	2.00
Permanency Contacts		None Planned	5	
Additional Academic Supports		0%	2	0.00
Active Agency Accreditation		50%	4	2.00
Staff Clinical Licensure		0%	5	0.00
Behavior Management (threshold = 0)		100%	4	4.00
Incentives Total	7.67		24	10.00
Maximum total combined incentive credit allowed is 10 points.			Incentives Awarded	10.00

*Performance calculation descriptions can be found in the FY 2016 RBWO PBP Measurements and Standards Guide.

Child Protective Services Investigations and Dispositions		
The following investigations data, which is not used for scoring but is considered significant to a provider's performance, is from Georgia SHINES and is not considered final or complete until the end of the fiscal year.		
Total Reports:	3	
Number Screened In:	0	
Number Screened Out:	3	
Number Substantiated:	0	
Number Unsubstantiated:	0	
Number Active CPS Investigations:	0	



DHS, DFCS, Office of Provider Management
Performance-Based Placement Measures
RBWO Provider GA+SCORECARD - CCI
Report Quarter: Q3 FY2016



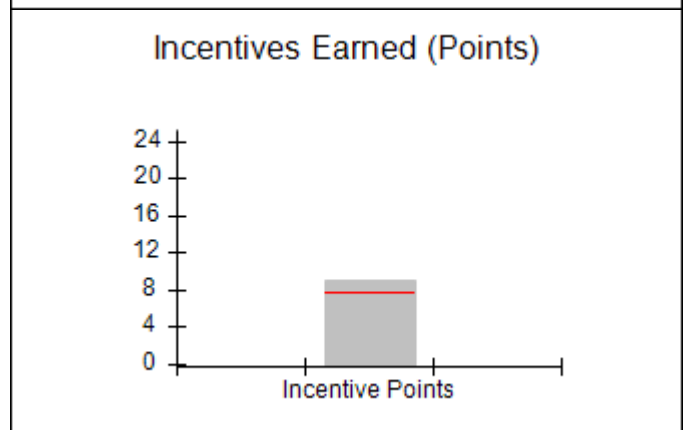
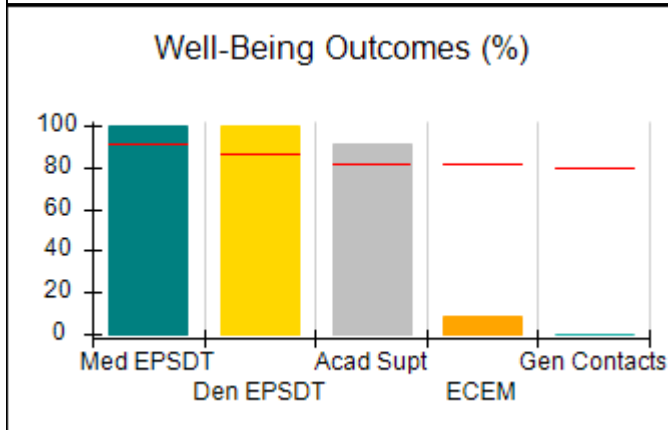
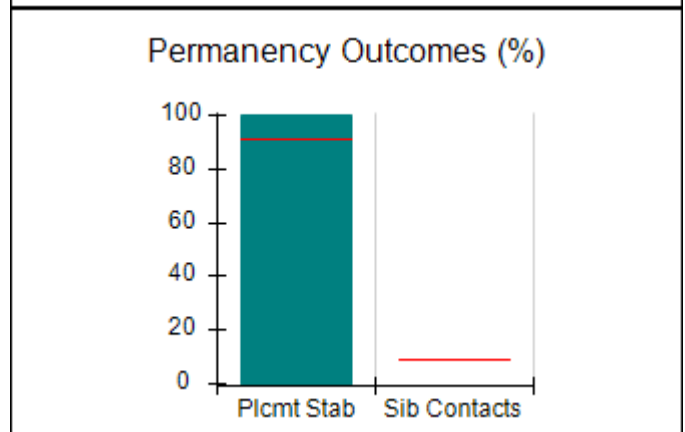
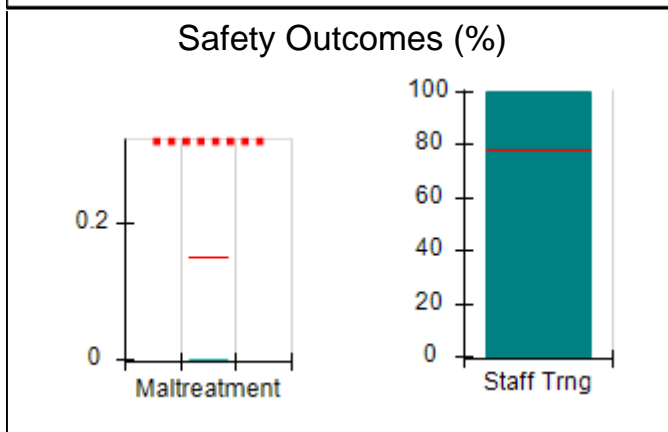
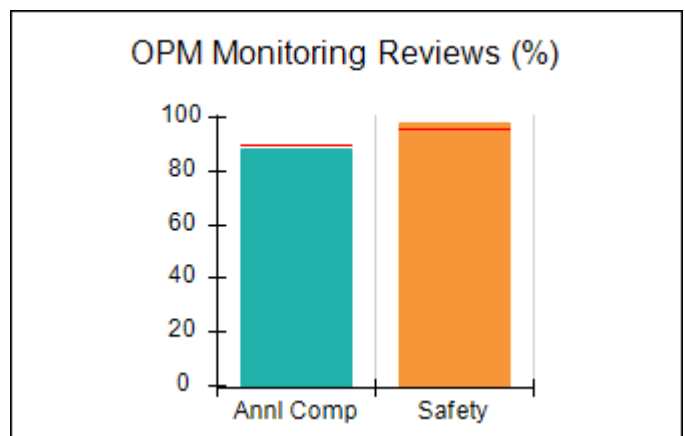
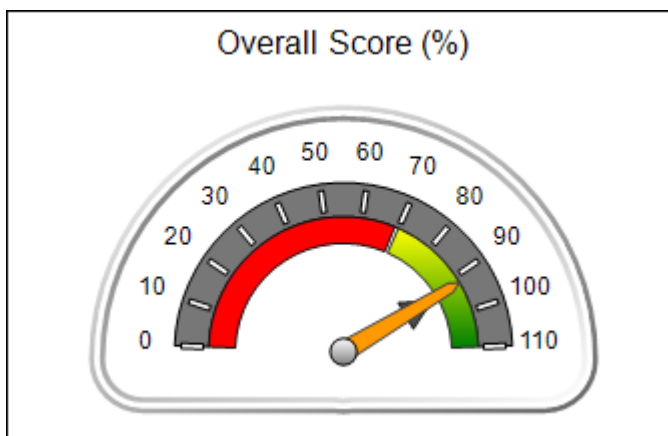
Provider/Program Name: CHRIS 180 Inc. - Gwinnett (602) - CCI

2552 Poplar St., Snellville, GA 30078 Phone: 770-978-3549 Vendor ID# 35280	Quarterly Scores (Grades)		Current Quarter Score (Grade)
	Q1: 85.26 (B)	Q2: 84.52 (B)	92.02% (A-)
	Q3: 92.02 (A-)	Q4: 82.11 (B-)	
Program Census Information:	# Children in Care During Quarter: 5	# Placements During Quarter: 5	# Children in Care On Last Day: 4

Quarterly Provider Comparisons to All CCIs

■■■■■■■■ indicates MalTx Threshold

▼ — indicates average for all CCIs





DHS, DFCS, Office of Provider Management
Performance-Based Placement Measures
RBWO Provider GA+SCORECARD - CCI
Report Quarter: Q3 FY2016



Provider/Program Name: CHRIS 180 Inc. - Gwinnett (602) - CCI

2552 Poplar St., Snellville, GA 30078 Phone: 770-978-3549 Vendor ID# 35280	Quarterly Scores (Grades)		Current Quarter Score (Grade)
	Q1: 85.26 (B)	Q2: 84.52 (B)	92.02%
	Q3: 92.02 (A-)	Q4: 82.11 (B-)	(A-)

Program Census Information:	# Children in Care During Quarter: 5	# Placements During Quarter: 5	# Children in Care On Last Day: 4
-----------------------------	--------------------------------------	--------------------------------	-----------------------------------

	Avg Performance All CCIs (%)	Provider Performance (%)*	Possible Points (Weight)	Provider Points Earned
--	-------------------------------------	----------------------------------	---------------------------------	-------------------------------

OPM Monitoring Reviews

Annual Comprehensive Reviews	90%	88%	25	22.00
Safety Reviews	96%	98%	15	14.66
Monitoring Sub-Total			40	36.66

CCI Safety Outcomes

Incidence of Maltreatment	0.15%	No Substantiated Reports	10	10.00
Staff Training	78%	100%	4	4.00
Safety Sub-Total			14	14.00

CCI Permanency Outcomes

Placement Stability	91%	100%	20	20.00
Sibling Contacts	9%	None Planned		
Permanency Sub-Total			20	20.00

CCI Well-Being Outcomes

EPSDT Medical Visits	91%	100%	4	4.00
EPSDT Dental Visits	87%	100%	4	4.00
Academic Supports	82%	91%	4	3.64
Provider ECEM Visits	82%	9%	7	0.63
Provider General Contacts	80%	0%	7	0.00
Well-Being Sub-Total			26	12.27

*Performance calculation descriptions can be found in the FY 2016 RBWO PBP Measurements and Standards Guide.

Monitoring & Outcomes: Possible Points = 100		Points Earned = 82.92	
Score Before Incentives Credit		82.92%	
Incentives Awarded		9.10 pts	
PBP Verification		N/A pts	
Total Score		92.02%	

Provider/Program Name: CHRIS 180 Inc. - Gwinnett (602) - CCI



DHS, DFCS, Office of Provider Management
Performance-Based Placement Measures
RBWO Provider GA+SCORECARD - CCI



Report Quarter: Q3 FY2016

Program Census Information:		# Children in Care During Quarter: 5	# Placements During Quarter: 5	# Children in Care On Last Day: 4
CCI Incentive Credits	Avg Performance All CCIs (Points)	Provider Performance (%)*	Possible Points (Weight)	Provider Points Earned
Early EPSDT Medical Visits		Not Eligible	2	
Early EPSDT Dental Visits		100%	2	2.00
Permanency Contacts		0%	5	0.00
Additional Academic Supports		55%	2	1.10
Active Agency Accreditation		50%	4	2.00
Staff Clinical Licensure		0%	5	0.00
Behavior Management (threshold = 0)		100%	4	4.00
Incentives Total	7.67		24	9.10
Maximum total combined incentive credit allowed is 10 points.			Incentives Awarded	9.10

*Performance calculation descriptions can be found in the FY 2016 RBWO PBP Measurements and Standards Guide.

Child Protective Services Investigations and Dispositions		
The following investigations data, which is not used for scoring but is considered significant to a provider's performance, is from Georgia SHINES and is not considered final or complete until the end of the fiscal year.		
Total Reports:	1	
Number Screened In:	0	
Number Screened Out:	1	
Number Substantiated:	0	
Number Unsubstantiated:	0	
Number Active CPS Investigations:	0	



DHS, DFCS, Office of Provider Management
Performance-Based Placement Measures
RBWO Provider GA+SCORECARD - CCI
Report Quarter: Q3 FY2016



Provider/Program Name: CHRIS 180 Inc. - Rock Shadow (617) - CCI

568 Rock Shadow Ct., Stone Mountain, GA 30087

Phone: (404) 498-2002

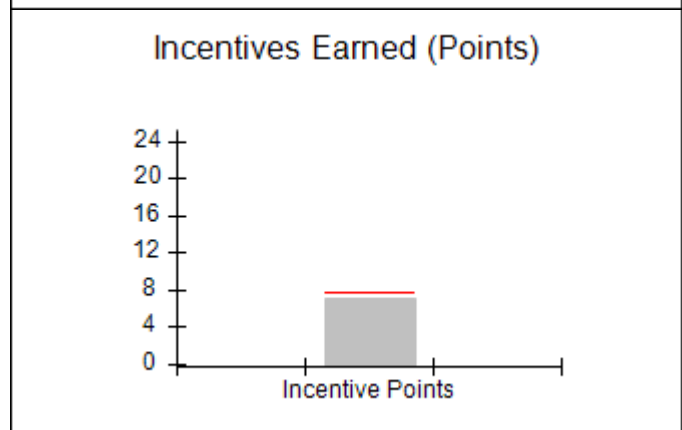
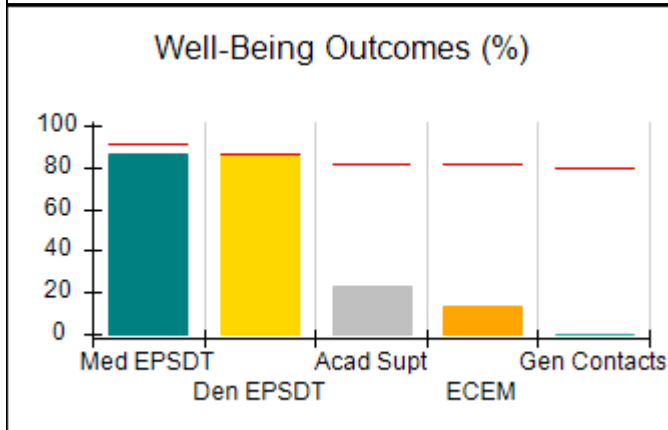
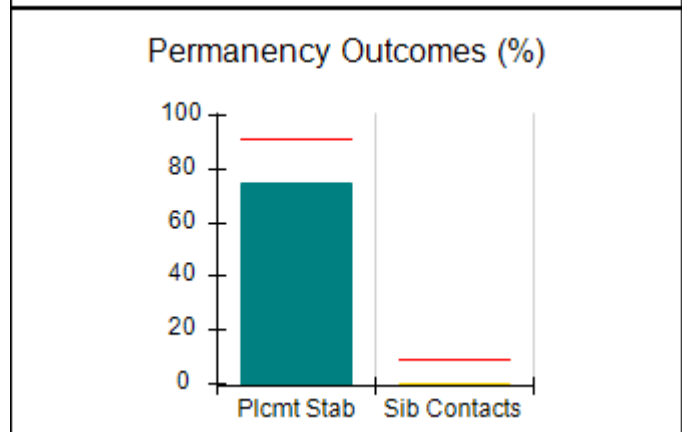
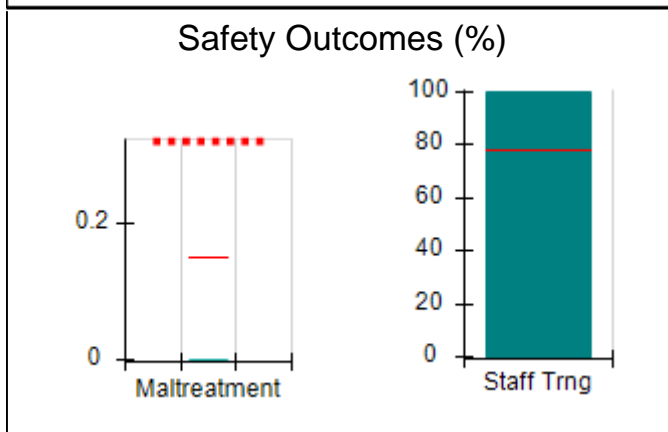
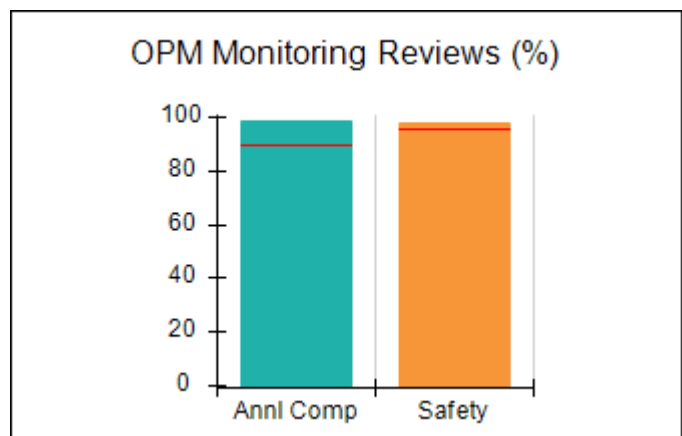
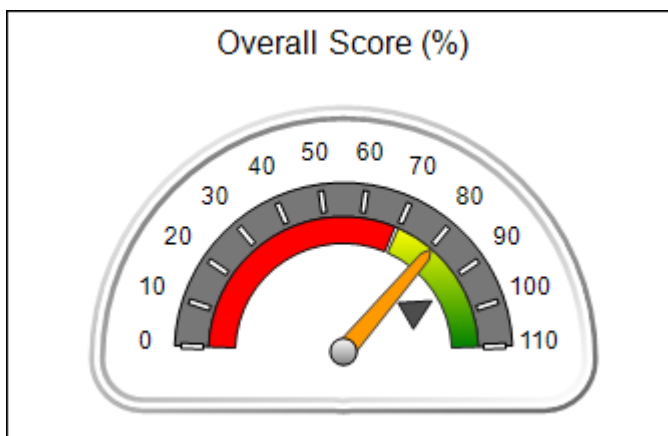
Vendor ID# 53058

	Quarterly Scores (Grades)		Current Quarter Score (Grade)
	Q1: 88.03 (B+)	Q2: 88.63 (B+)	80.40% (B-)
	Q3: 80.40 (B-)	Q4: 83.81 (B-)	
Program Census Information:	# Children in Care During Quarter: 8	# Placements During Quarter: 8	# Children in Care On Last Day: 4

Quarterly Provider Comparisons to All CCIs

■■■■■■■■ indicates MalTx Threshold

▼ ————— indicates average for all CCIs





DHS, DFCS, Office of Provider Management
Performance-Based Placement Measures
RBWO Provider GA+SCORECARD - CCI
Report Quarter: Q3 FY2016



Provider/Program Name: CHRIS 180 Inc. - Rock Shadow (617) - CCI

568 Rock Shadow Ct., Stone Mountain, GA 30087 Phone: (404) 498-2002 Vendor ID# 53058	Quarterly Scores (Grades)		Current Quarter Score (Grade)
	Q1: 88.03 (B+)	Q2: 88.63 (B+)	80.40%
	Q3: 80.40 (B-)	Q4: 83.81 (B-)	(B-)

Program Census Information:	# Children in Care During Quarter: 8	# Placements During Quarter: 8	# Children in Care On Last Day: 4
-----------------------------	--------------------------------------	--------------------------------	-----------------------------------

	Avg Performance All CCIs (%)	Provider Performance (%)*	Possible Points (Weight)	Provider Points Earned
--	-------------------------------------	----------------------------------	---------------------------------	-------------------------------

OPM Monitoring Reviews

Annual Comprehensive Reviews	90%	99%	25	24.72
Safety Reviews	96%	98%	15	14.66
Monitoring Sub-Total			40	39.37

CCI Safety Outcomes

Incidence of Maltreatment	0.15%	No Substantiated Reports	10	10.00
Staff Training	78%	100%	4	4.00
Safety Sub-Total			14	14.00

CCI Permanency Outcomes

Placement Stability	91%	75%	15	11.25
Sibling Contacts	9%	0%	5	0.00
Permanency Sub-Total			20	11.25

CCI Well-Being Outcomes

EPSDT Medical Visits	91%	86%	4	3.44
EPSDT Dental Visits	87%	86%	4	3.44
Academic Supports	82%	23%	4	0.92
Provider ECEM Visits	82%	14%	7	0.98
Provider General Contacts	80%	0%	7	0.00
Well-Being Sub-Total			26	8.78

*Performance calculation descriptions can be found in the FY 2016 RBWO PBP Measurements and Standards Guide.

Monitoring & Outcomes: Possible Points = 100		Points Earned = 73.40	
Score Before Incentives Credit		73.40%	
Incentives Awarded		7.00 pts	
PBP Verification		N/A pts	
Total Score		80.40%	

Provider/Program Name: CHRIS 180 Inc. - Rock Shadow (617) - CCI



DHS, DFCS, Office of Provider Management
Performance-Based Placement Measures
RBWO Provider GA+SCORECARD - CCI



Report Quarter: Q3 FY2016

Program Census Information:		# Children in Care During Quarter: 8	# Placements During Quarter: 8	# Children in Care On Last Day: 4
CCI Incentive Credits	Avg Performance All CCIs (Points)	Provider Performance (%)*	Possible Points (Weight)	Provider Points Earned
Early EPSDT Medical Visits		0%	2	0.00
Early EPSDT Dental Visits		50%	2	1.00
Permanency Contacts		0%	5	0.00
Additional Academic Supports		0%	2	0.00
Active Agency Accreditation		50%	4	2.00
Staff Clinical Licensure		0%	5	0.00
Behavior Management (threshold = 0)		100%	4	4.00
Incentives Total	7.67		24	7.00
Maximum total combined incentive credit allowed is 10 points.			Incentives Awarded	7.00

*Performance calculation descriptions can be found in the FY 2016 RBWO PBP Measurements and Standards Guide.

Child Protective Services Investigations and Dispositions		
The following investigations data, which is not used for scoring but is considered significant to a provider's performance, is from Georgia SHINES and is not considered final or complete until the end of the fiscal year.		
Total Reports:	0	
Number Screened In:	0	
Number Screened Out:	0	
Number Substantiated:	0	
Number Unsubstantiated:	0	
Number Active CPS Investigations:	0	



DHS, DFCS, Office of Provider Management
Performance-Based Placement Measures
RBWO Provider GA+SCORECARD - CCI
Report Quarter: Q3 FY2016



Provider/Program Name: CHRIS 180 Inc. - Sherwood (604) - CCI

569 Sherwood Greens, Stone Mountain, GA 30087

Phone: (770) 879-7319

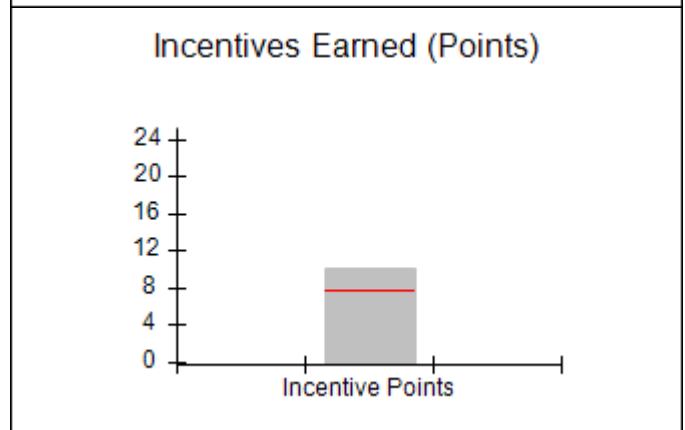
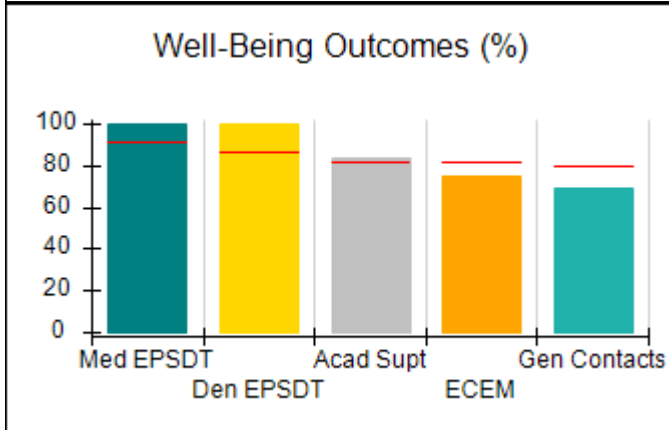
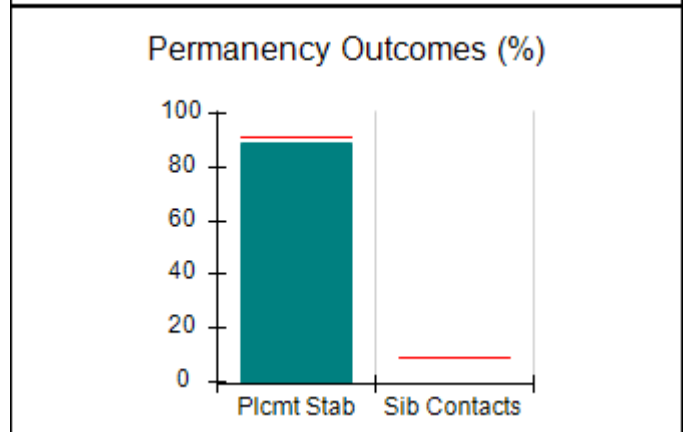
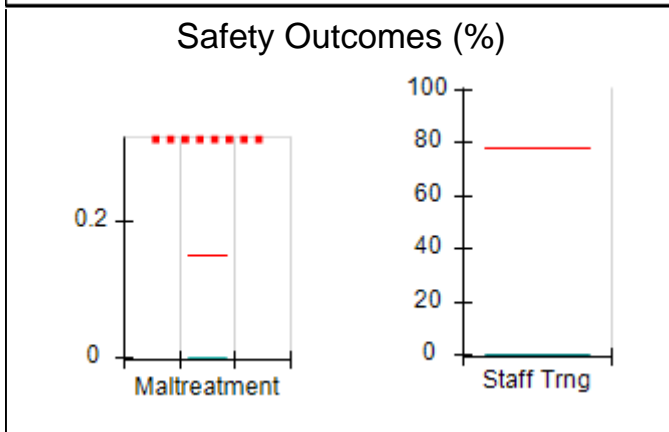
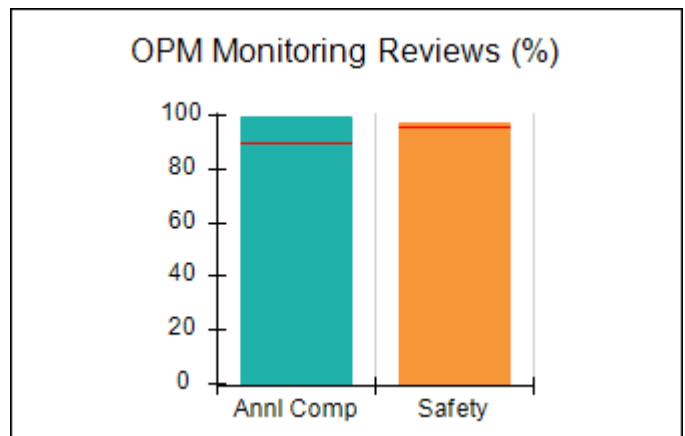
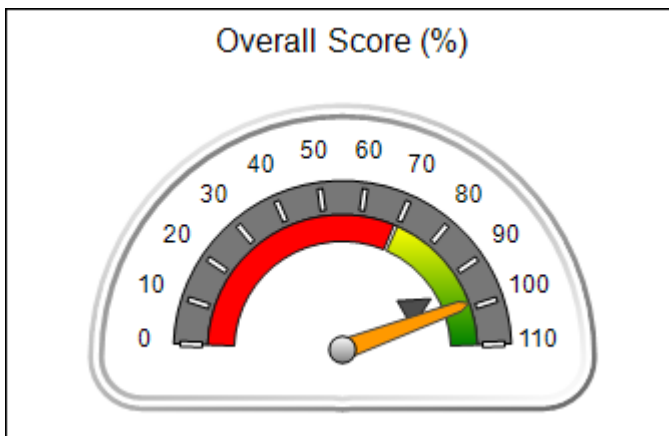
Vendor ID# 53060

Quarterly Scores (Grades)		Current Quarter Score (Grade)
Q1: 99.29 (A+)	Q2: 102.20 (A+)	98.62% (A+)
Q3: 98.62 (A+)	Q4: 98.98 (A+)	
Program Census Information:	# Children in Care During Quarter: 9	# Placements During Quarter: 9
		# Children in Care On Last Day: 5

Quarterly Provider Comparisons to All CCIs

■■■■■■■■ indicates MalTx Threshold

▼ ————— indicates average for all CCIs





DHS, DFCS, Office of Provider Management
Performance-Based Placement Measures
RBWO Provider GA+SCORECARD - CCI
Report Quarter: Q3 FY2016



Provider/Program Name: CHRIS 180 Inc. - Sherwood (604) - CCI

569 Sherwood Greens, Stone Mountain, GA 30087 Phone: (770) 879-7319 Vendor ID# 53060	Quarterly Scores (Grades)		Current Quarter Score (Grade)
	Q1: 99.29 (A+)	Q2: 102.20 (A+)	98.62%
	Q3: 98.62 (A+)	Q4: 98.98 (A+)	(A+)

Program Census Information:	# Children in Care During Quarter: 9	# Placements During Quarter: 9	# Children in Care On Last Day: 5
-----------------------------	--------------------------------------	--------------------------------	-----------------------------------

	Avg Performance All CCIs (%)	Provider Performance (%)*	Possible Points (Weight)	Provider Points Earned
--	-------------------------------------	----------------------------------	---------------------------------	-------------------------------

OPM Monitoring Reviews

Annual Comprehensive Reviews	90%	100%	25	24.88
Safety Reviews	96%	97%	15	14.54
Monitoring Sub-Total			40	39.42

CCI Safety Outcomes

Incidence of Maltreatment	0.15%	No Substantiated Reports	10	10.00
Staff Training	78%	0%	4	0.00
Safety Sub-Total			14	10.00

CCI Permanency Outcomes

Placement Stability	91%	89%	20	17.80
Sibling Contacts	9%	None Planned		
Permanency Sub-Total			20	17.80

CCI Well-Being Outcomes

EPSDT Medical Visits	91%	100%	4	4.00
EPSDT Dental Visits	87%	100%	4	4.00
Academic Supports	82%	83%	4	3.32
Provider ECEM Visits	82%	75%	7	5.25
Provider General Contacts	80%	69%	7	4.83
Well-Being Sub-Total			26	21.40

*Performance calculation descriptions can be found in the FY 2016 RBWO PBP Measurements and Standards Guide.

Monitoring & Outcomes: Possible Points = 100		Points Earned = 88.62	
Score Before Incentives Credit		88.62%	
Incentives Awarded		10.00 pts	
PBP Verification		N/A pts	
Total Score		98.62%	

Provider/Program Name: CHRIS 180 Inc. - Sherwood (604) - CCI



DHS, DFCS, Office of Provider Management
Performance-Based Placement Measures
RBWO Provider GA+SCORECARD - CCI



Report Quarter: Q3 FY2016

Program Census Information:		# Children in Care During Quarter: 9	# Placements During Quarter: 9	# Children in Care On Last Day: 5
CCI Incentive Credits	Avg Performance All CCIs (Points)	Provider Performance (%)*	Possible Points (Weight)	Provider Points Earned
Early EPSDT Medical Visits		100%	2	2.00
Early EPSDT Dental Visits		100%	2	2.00
Permanency Contacts		None Planned	5	
Additional Academic Supports		0%	2	0.00
Active Agency Accreditation		50%	4	2.00
Staff Clinical Licensure		0%	5	0.00
Behavior Management (threshold = 0)		100%	4	4.00
Incentives Total	7.67		24	10.00
Maximum total combined incentive credit allowed is 10 points.			Incentives Awarded	10.00

*Performance calculation descriptions can be found in the FY 2016 RBWO PBP Measurements and Standards Guide.

Child Protective Services Investigations and Dispositions		
The following investigations data, which is not used for scoring but is considered significant to a provider's performance, is from Georgia SHINES and is not considered final or complete until the end of the fiscal year.		
Total Reports:	2	
Number Screened In:	0	
Number Screened Out:	2	
Number Substantiated:	0	
Number Unsubstantiated:	0	
Number Active CPS Investigations:	0	



DHS, DFCS, Office of Provider Management
Performance-Based Placement Measures
RBWO Provider GA+SCORECARD - CCI
Report Quarter: Q3 FY2016



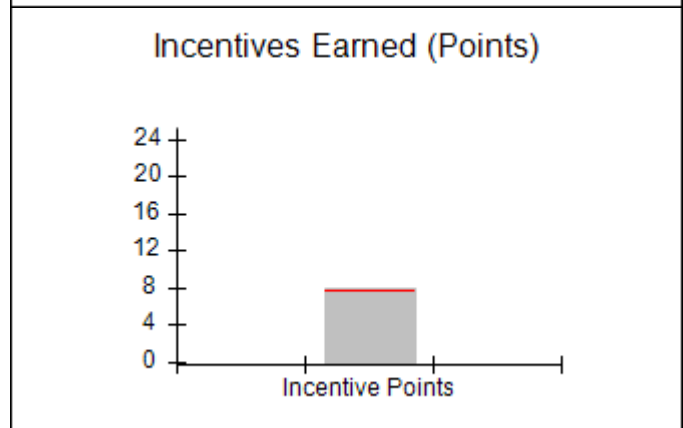
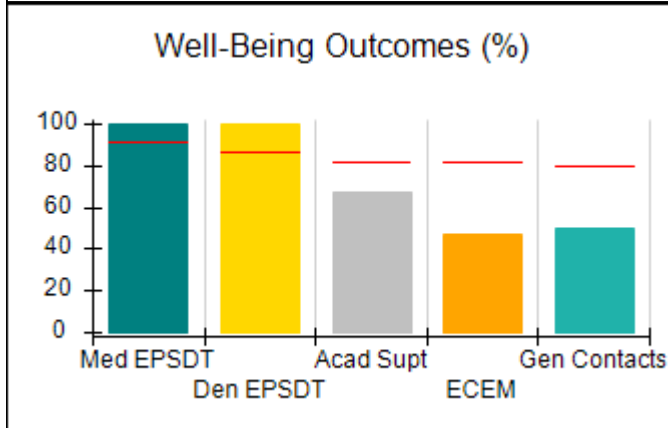
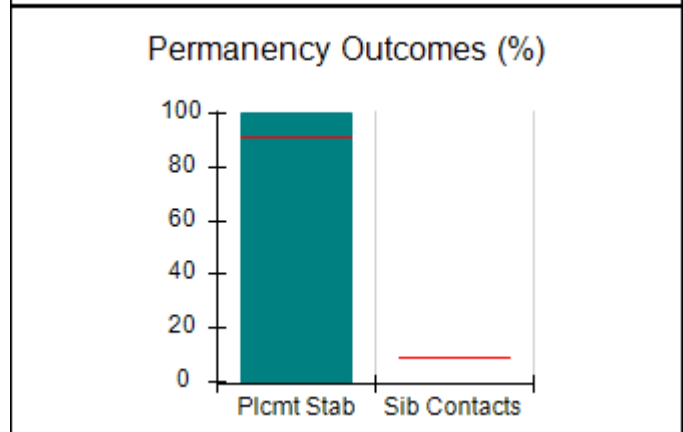
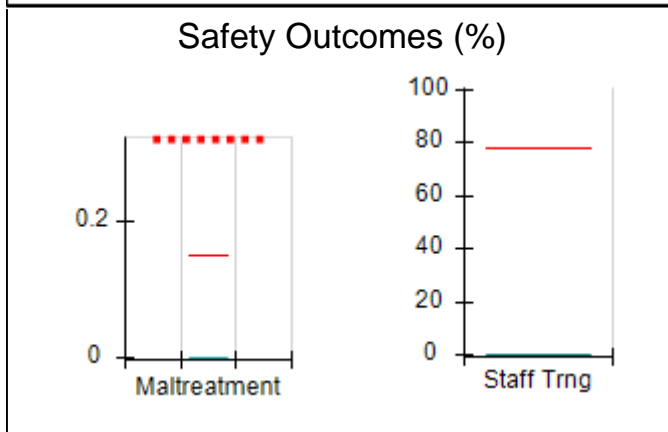
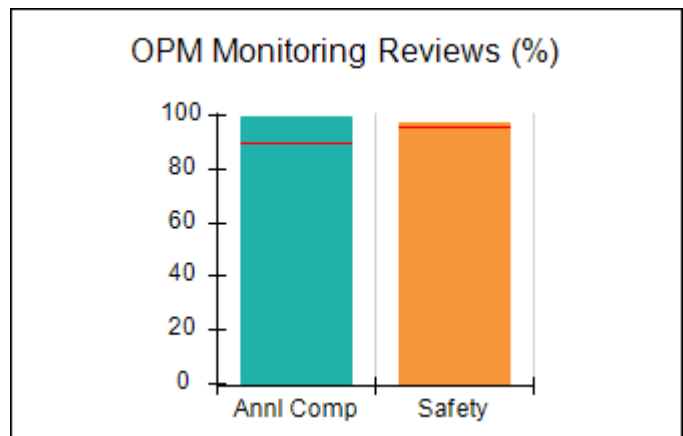
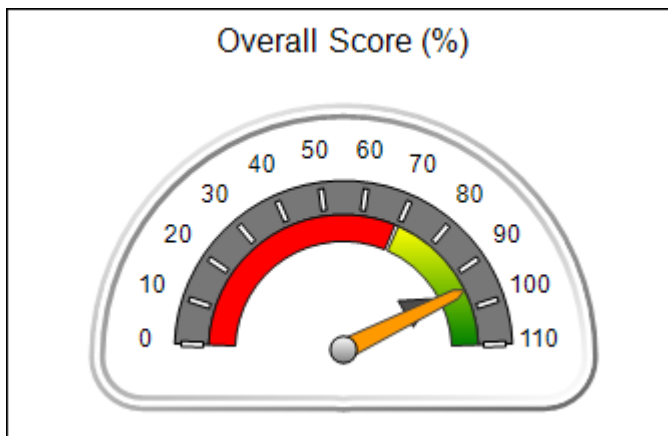
Provider/Program Name: CHRIS 180 Inc. - Stephenson (605) - CCI

505 Stephenson Rd., Stone Mountain, GA 30087 Phone: (770) 413-0741 Vendor ID# 53061	Quarterly Scores (Grades)		Current Quarter Score (Grade)
	Q1: 92.42 (A-)	Q2: 96.01 (A)	94.88% (A)
	Q3: 94.88 (A)	Q4: 99.39 (A+)	
Program Census Information:	# Children in Care During Quarter: 7	# Placements During Quarter: 7	# Children in Care On Last Day: 6

Quarterly Provider Comparisons to All CCIs

■■■■■■■■ indicates MalTx Threshold

▼ ————— indicates average for all CCIs





DHS, DFCS, Office of Provider Management
Performance-Based Placement Measures
RBWO Provider GA+SCORECARD - CCI
Report Quarter: Q3 FY2016



Provider/Program Name: CHRIS 180 Inc. - Stephenson (605) - CCI

505 Stephenson Rd., Stone Mountain, GA 30087 Phone: (770) 413-0741 Vendor ID# 53061	Quarterly Scores (Grades)		Current Quarter Score (Grade)
	Q1: 92.42 (A-)	Q2: 96.01 (A)	94.88%
	Q3: 94.88 (A)	Q4: 99.39 (A+)	(A)

Program Census Information:	# Children in Care During Quarter: 7	# Placements During Quarter: 7	# Children in Care On Last Day: 6
-----------------------------	--------------------------------------	--------------------------------	-----------------------------------

	Avg Performance All CCIs (%)	Provider Performance (%)*	Possible Points (Weight)	Provider Points Earned
--	-------------------------------------	----------------------------------	---------------------------------	-------------------------------

OPM Monitoring Reviews

Annual Comprehensive Reviews	90%	99%	25	24.83
Safety Reviews	96%	97%	15	14.58
Monitoring Sub-Total			40	39.41

CCI Safety Outcomes

Incidence of Maltreatment	0.15%	No Substantiated Reports	10	10.00
Staff Training	78%	0%	4	0.00
Safety Sub-Total			14	10.00

CCI Permanency Outcomes

Placement Stability	91%	100%	20	20.00
Sibling Contacts	9%	None Planned		
Permanency Sub-Total			20	20.00

CCI Well-Being Outcomes

EPSDT Medical Visits	91%	100%	4	4.00
EPSDT Dental Visits	87%	100%	4	4.00
Academic Supports	82%	67%	4	2.68
Provider ECEM Visits	82%	47%	7	3.29
Provider General Contacts	80%	50%	7	3.50
Well-Being Sub-Total			26	17.47

*Performance calculation descriptions can be found in the FY 2016 RBWO PBP Measurements and Standards Guide.

Monitoring & Outcomes: Possible Points = 100		Points Earned = 86.88	
Score Before Incentives Credit		86.88%	
Incentives Awarded		8.00 pts	
PBP Verification		N/A pts	
Total Score		94.88%	

Provider/Program Name: CHRIS 180 Inc. - Stephenson (605) - CCI



DHS, DFCS, Office of Provider Management
Performance-Based Placement Measures
RBWO Provider GA+SCORECARD - CCI



Report Quarter: Q3 FY2016

Program Census Information:		# Children in Care During Quarter: 7	# Placements During Quarter: 7	# Children in Care On Last Day: 6
CCI Incentive Credits	Avg Performance All CCIs (Points)	Provider Performance (%)*	Possible Points (Weight)	Provider Points Earned
Early EPSDT Medical Visits		Not Eligible	2	
Early EPSDT Dental Visits		100%	2	2.00
Permanency Contacts		0%	5	0.00
Additional Academic Supports		0%	2	0.00
Active Agency Accreditation		50%	4	2.00
Staff Clinical Licensure		0%	5	0.00
Behavior Management (threshold = 0)		100%	4	4.00
Incentives Total	7.67		24	8.00
Maximum total combined incentive credit allowed is 10 points.			Incentives Awarded	8.00

*Performance calculation descriptions can be found in the FY 2016 RBWO PBP Measurements and Standards Guide.

Child Protective Services Investigations and Dispositions		
The following investigations data, which is not used for scoring but is considered significant to a provider's performance, is from Georgia SHINES and is not considered final or complete until the end of the fiscal year.		
Total Reports:	0	
Number Screened In:	0	
Number Screened Out:	0	
Number Substantiated:	0	
Number Unsubstantiated:	0	
Number Active CPS Investigations:	0	



DHS, DFCS, Office of Provider Management
Performance-Based Placement Measures
RBWO Provider GA+SCORECARD - CCI
Report Quarter: Q3 FY2016



Provider/Program Name: Christian City Home for Children - (585) - CCI

7345 Red Oak Rd., Union City, GA 30291

Phone: 770-964-3309

Vendor ID# 35284

Quarterly Scores (Grades)

Q1: 107.09 (A+)

Q2: 104.03 (A+)

Q3: 102.42 (A+)

Q4: 104.82 (A+)

Current Quarter Score (Grade)

102.42%

(A+)

Program Census Information:

Children in Care During
Quarter: 17

Placements During
Quarter: 17

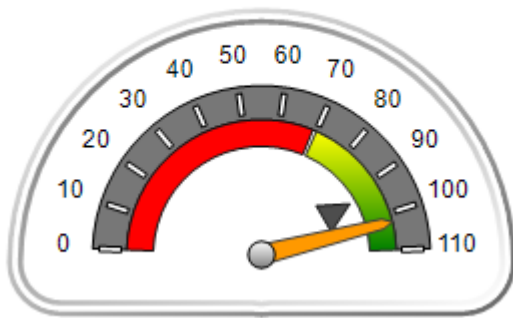
Children in Care On Last
Day: 16

Quarterly Provider Comparisons to All CCIs

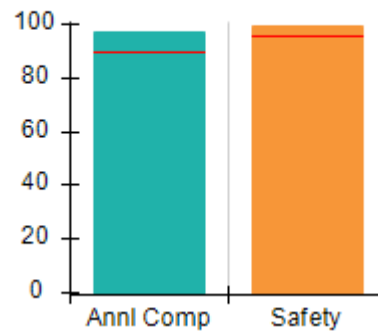
■■■■■■■■ indicates MalTx Threshold

▼ ————— indicates average for all CCIs

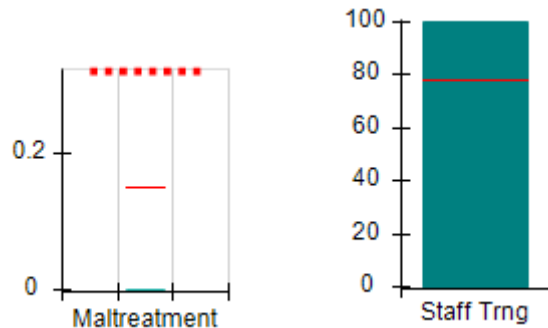
Overall Score (%)



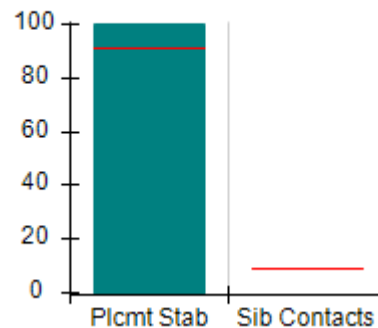
OPM Monitoring Reviews (%)



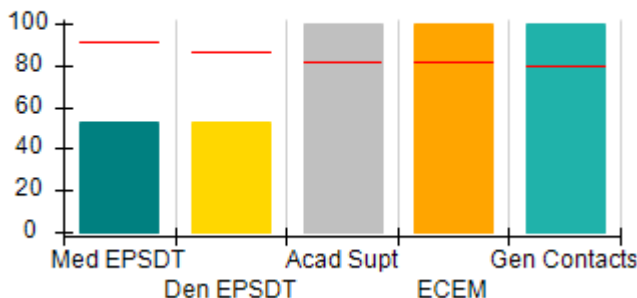
Safety Outcomes (%)



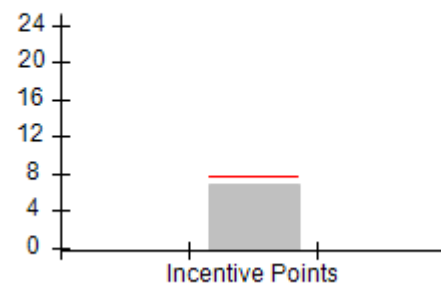
Permanency Outcomes (%)



Well-Being Outcomes (%)



Incentives Earned (Points)





DHS, DFCS, Office of Provider Management
Performance-Based Placement Measures
RBWO Provider GA+SCORECARD - CCI
Report Quarter: Q3 FY2016



Provider/Program Name: Christian City Home for Children - (585) - CCI

7345 Red Oak Rd., Union City, GA 30291 Phone: 770-964-3309 Vendor ID# 35284	Quarterly Scores (Grades)		Current Quarter Score (Grade)
	Q1: 107.09 (A+)	Q2: 104.03 (A+)	102.42% (A+)
	Q3: 102.42 (A+)	Q4: 104.82 (A+)	

Program Census Information:	# Children in Care During Quarter: 17	# Placements During Quarter: 17	# Children in Care On Last Day: 16
-----------------------------	---------------------------------------	---------------------------------	------------------------------------

	Avg Performance All CCIs (%)	Provider Performance (%)*	Possible Points (Weight)	Provider Points Earned
--	------------------------------	---------------------------	--------------------------	------------------------

OPM Monitoring Reviews

Annual Comprehensive Reviews	90%	98%	25	24.39
Safety Reviews	96%	99%	15	14.89
Monitoring Sub-Total			40	39.28

CCI Safety Outcomes

Incidence of Maltreatment	0.15%	No Substantiated Reports	10	10.00
Staff Training	78%	100%	4	4.00
Safety Sub-Total			14	14.00

CCI Permanency Outcomes

Placement Stability	91%	100%	20	20.00
Sibling Contacts	9%	None Planned		
Permanency Sub-Total			20	20.00

CCI Well-Being Outcomes

EPSDT Medical Visits	91%	53%	4	2.12
EPSDT Dental Visits	87%	53%	4	2.12
Academic Supports	82%	100%	4	4.00
Provider ECEM Visits	82%	100%	7	7.00
Provider General Contacts	80%	100%	7	7.00
Well-Being Sub-Total			26	22.24

*Performance calculation descriptions can be found in the FY 2016 RBWO PBP Measurements and Standards Guide.

Monitoring & Outcomes: Possible Points = 100	Points Earned = 95.52
Score Before Incentives Credit	95.52%
Incentives Awarded	6.90 pts
PBP Verification	0.00 pts
Total Score	102.42%

Provider/Program Name: Christian City Home for Children - (585) - CCI



DHS, DFCS, Office of Provider Management
Performance-Based Placement Measures
RBWO Provider GA+SCORECARD - CCI



Report Quarter: Q3 FY2016

Program Census Information:		# Children in Care During Quarter: 17	# Placements During Quarter: 17	# Children in Care On Last Day: 16
CCI Incentive Credits	Avg Performance All CCIs (Points)	Provider Performance (%)*	Possible Points (Weight)	Provider Points Earned
Early EPSDT Medical Visits		13%	2	0.26
Early EPSDT Dental Visits		22%	2	0.44
Permanency Contacts		None Planned	5	
Additional Academic Supports		60%	2	1.20
Active Agency Accreditation		0%	4	0.00
Staff Clinical Licensure		20%	5	1.00
Behavior Management (threshold = 0)		100%	4	4.00
Incentives Total	7.67		24	6.90
Maximum total combined incentive credit allowed is 10 points.			Incentives Awarded	6.90

*Performance calculation descriptions can be found in the FY 2016 RBWO PBP Measurements and Standards Guide.

Child Protective Services Investigations and Dispositions		
The following investigations data, which is not used for scoring but is considered significant to a provider's performance, is from Georgia SHINES and is not considered final or complete until the end of the fiscal year.		
Total Reports:	0	
Number Screened In:	0	
Number Screened Out:	0	
Number Substantiated:	0	
Number Unsubstantiated:	0	
Number Active CPS Investigations:	0	



DHS, DFCS, Office of Provider Management
Performance-Based Placement Measures
RBWO Provider GA+SCORECARD - CCI
Report Quarter: Q3 FY2016



Provider/Program Name: Community Growth Children's Academy - (5169) - CCI

344 Roberts Road, Barnesville, GA 30204

Phone: 770-584-6276

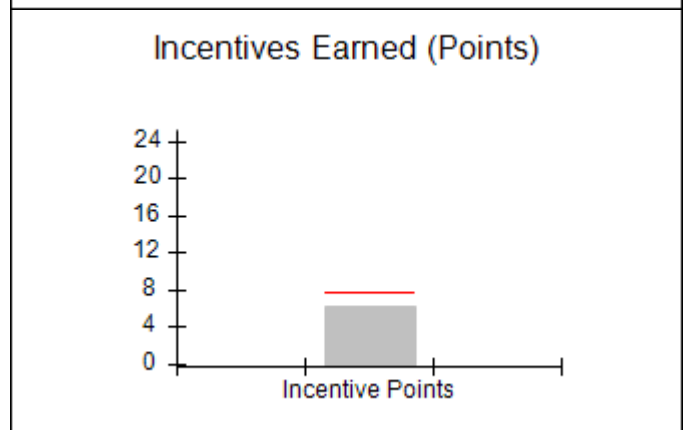
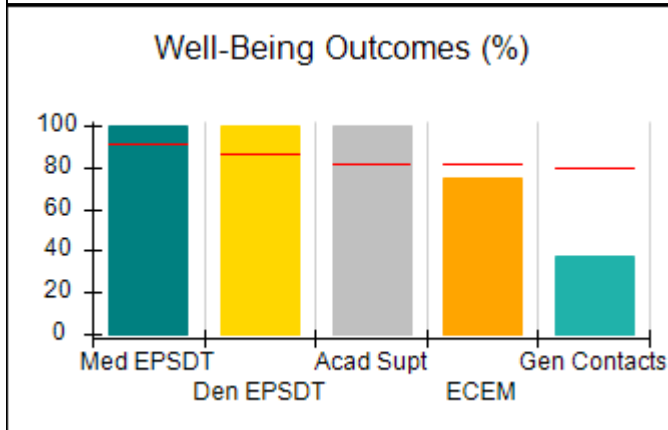
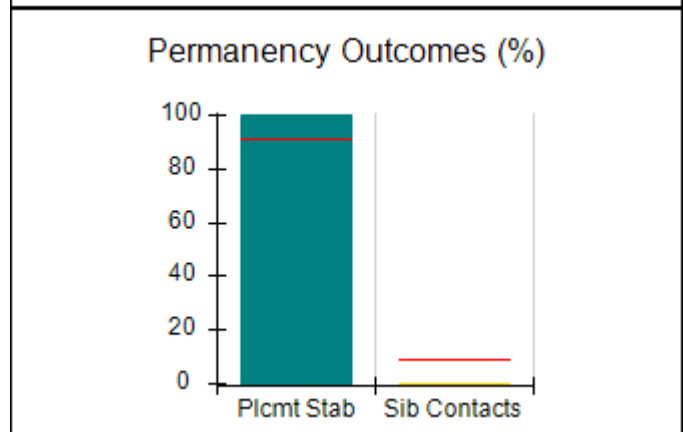
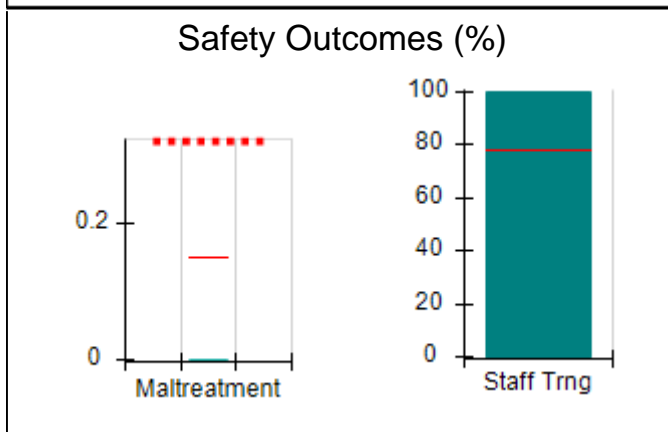
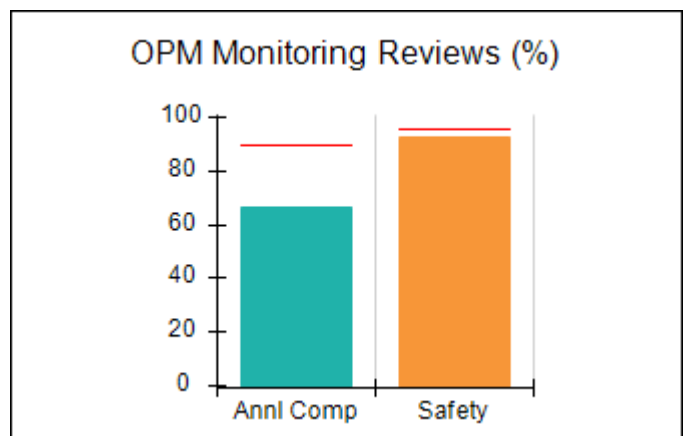
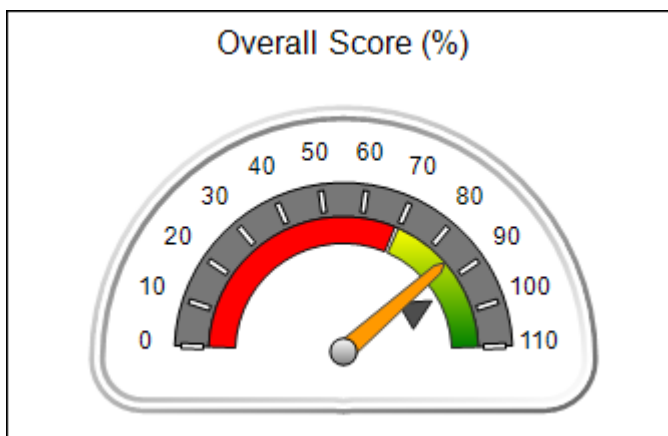
Vendor ID# 116932

Quarterly Scores (Grades)		Current Quarter Score (Grade)
Q1: 88.59 (B+)	Q2: 76.54 (C)	85.50% (B)
Q3: 85.50 (B)	Q4: 86.71 (B)	
Program Census Information:		# Children in Care During Quarter: 7
		# Placements During Quarter: 7
		# Children in Care On Last Day: 5

Quarterly Provider Comparisons to All CCIs

■■■■■■■■ indicates MalTx Threshold

▼ ————— indicates average for all CCIs





DHS, DFCS, Office of Provider Management
Performance-Based Placement Measures
RBWO Provider GA+SCORECARD - CCI
Report Quarter: Q3 FY2016



Provider/Program Name: Community Growth Children's Academy - (5169) - CCI				
344 Roberts Road, Barnesville, GA 30204		Quarterly Scores (Grades)		Current Quarter Score (Grade)
Phone: 770-584-6276		Q1: 88.59 (B+)	Q2: 76.54 (C)	85.50%
Vendor ID# 116932		Q3: 85.50 (B)	Q4: 86.71 (B)	(B)
Program Census Information:		# Children in Care During Quarter: 7	# Placements During Quarter: 7	# Children in Care On Last Day: 5
	Avg Performance All CCIs (%)	Provider Performance (%)*	Possible Points (Weight)	Provider Points Earned
OPM Monitoring Reviews				
Annual Comprehensive Reviews	90%	66%	25	16.54
Safety Reviews	96%	93%	15	13.93
Monitoring Sub-Total			40	30.47
CCI Safety Outcomes				
Incidence of Maltreatment	0.15%	No Substantiated Reports	10	10.00
Staff Training	78%	100%	4	4.00
Safety Sub-Total			14	14.00
CCI Permanency Outcomes				
Placement Stability	91%	100%	15	15.00
Sibling Contacts	9%	0%	5	0.00
Permanency Sub-Total			20	15.00
CCI Well-Being Outcomes				
EPSDT Medical Visits	91%	100%	4	4.00
EPSDT Dental Visits	87%	100%	4	4.00
Academic Supports	82%	100%	4	4.00
Provider ECEM Visits	82%	75%	7	5.25
Provider General Contacts	80%	38%	7	2.66
Well-Being Sub-Total			26	19.91
*Performance calculation descriptions can be found in the FY 2016 RBWO PBP Measurements and Standards Guide.				

Monitoring & Outcomes: Possible Points = 100		Points Earned = 79.38	
Score Before Incentives Credit		79.38%	
Incentives Awarded		6.12 pts	
PBP Verification		N/A pts	
Total Score		85.50%	

Provider/Program Name: Community Growth Children's Academy - (5169) - CCI
--



DHS, DFCS, Office of Provider Management
Performance-Based Placement Measures
RBWO Provider GA+SCORECARD - CCI



Report Quarter: Q3 FY2016

Program Census Information:		# Children in Care During Quarter: 7	# Placements During Quarter: 7	# Children in Care On Last Day: 5
CCI Incentive Credits	Avg Performance All CCIs (Points)	Provider Performance (%)*	Possible Points (Weight)	Provider Points Earned
Early EPSDT Medical Visits		Not Eligible	2	
Early EPSDT Dental Visits		100%	2	2.00
Permanency Contacts		0%	5	0.00
Additional Academic Supports		6%	2	0.12
Active Agency Accreditation		0%	4	0.00
Staff Clinical Licensure		0%	5	0.00
Behavior Management (threshold = 0)		100%	4	4.00
Incentives Total	7.67		24	6.12
Maximum total combined incentive credit allowed is 10 points.			Incentives Awarded	6.12

*Performance calculation descriptions can be found in the FY 2016 RBWO PBP Measurements and Standards Guide.

Child Protective Services Investigations and Dispositions		
The following investigations data, which is not used for scoring but is considered significant to a provider's performance, is from Georgia SHINES and is not considered final or complete until the end of the fiscal year.		
Total Reports:	0	
Number Screened In:	0	
Number Screened Out:	0	
Number Substantiated:	0	
Number Unsubstantiated:	0	
Number Active CPS Investigations:	0	



DHS, DFCS, Office of Provider Management
Performance-Based Placement Measures
RBWO Provider GA+SCORECARD - CCI



Report Quarter: Q3 FY2016

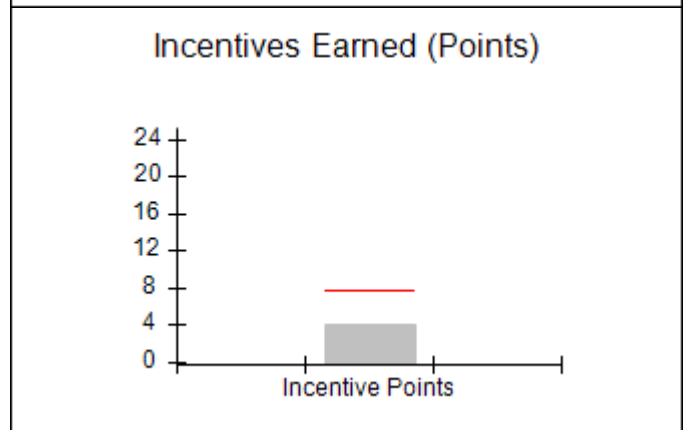
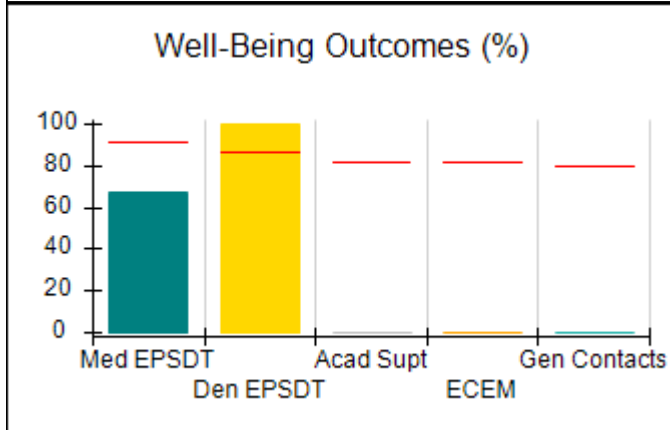
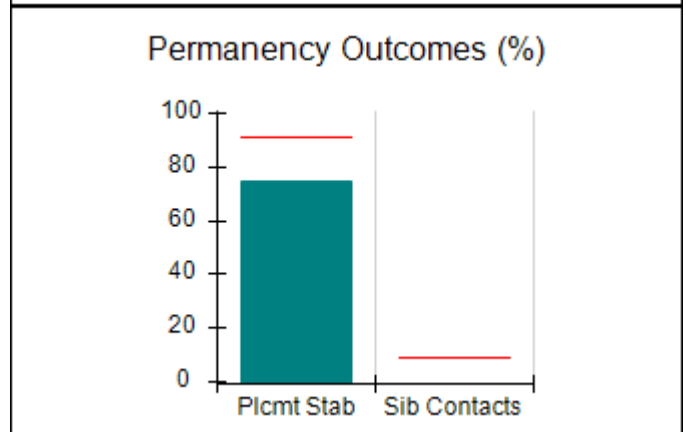
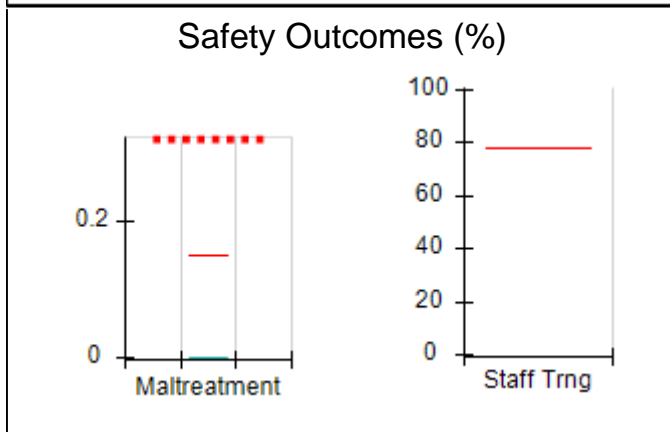
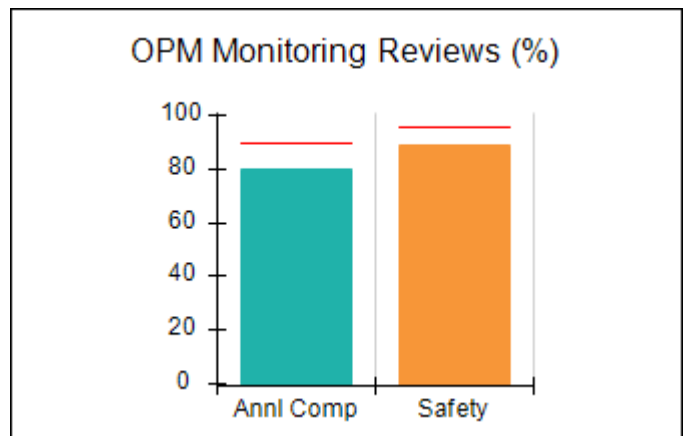
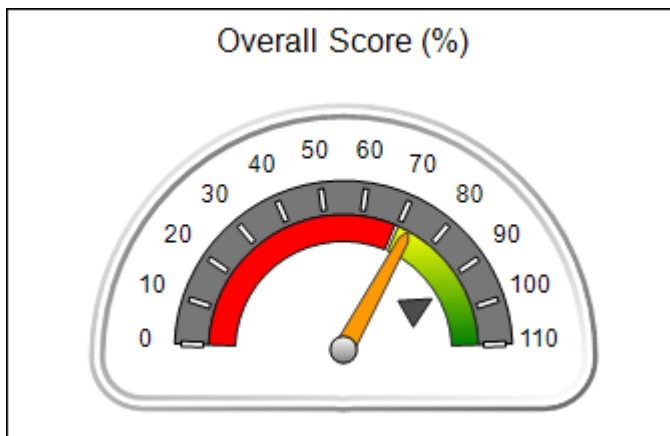
Provider/Program Name: Coweta Teen Mothers & Babe Service Center, Inc. - (5145) - CCI

5107 Rocky Run, Stone Mountain, GA 30088 Phone: 770-808-9108 Vendor ID# 115437	Quarterly Scores (Grades)		Current Quarter Score (Grade)
	Q1: 75.73 (C)	Q2: 81.80 (B-)	72.97%
	Q3: 72.97 (C-)	Q4: 71.29 (C-)	(C-)
Program Census Information:	# Children in Care During Quarter: 4	# Placements During Quarter: 4	# Children in Care On Last Day: 1

Quarterly Provider Comparisons to All CCIs

■■■■■■■■ indicates MalTx Threshold

▼ ————— indicates average for all CCIs





DHS, DFCS, Office of Provider Management
Performance-Based Placement Measures
RBWO Provider GA+SCORECARD - CCI
Report Quarter: Q3 FY2016



Provider/Program Name: Coweta Teen Mothers & Babe Service Center, Inc. - (5145) - CCI

5107 Rocky Run, Stone Mountain, GA 30088 Phone: 770-808-9108 Vendor ID# 115437	Quarterly Scores (Grades)		Current Quarter Score (Grade)
	Q1: 75.73 (C)	Q2: 81.80 (B-)	72.97%
	Q3: 72.97 (C-)	Q4: 71.29 (C-)	(C-)

Program Census Information:	# Children in Care During Quarter: 4	# Placements During Quarter: 4	# Children in Care On Last Day: 1
-----------------------------	--------------------------------------	--------------------------------	-----------------------------------

	Avg Performance All CCIs (%)	Provider Performance (%)*	Possible Points (Weight)	Provider Points Earned
--	-------------------------------------	----------------------------------	---------------------------------	-------------------------------

OPM Monitoring Reviews

Annual Comprehensive Reviews	90%	80%	25	19.94
Safety Reviews	96%	89%	15	13.35
Monitoring Sub-Total			40	33.29

CCI Safety Outcomes

Incidence of Maltreatment	0.15%	No Substantiated Reports	14	14.00
Staff Training	78%	Not Eligible		
Safety Sub-Total			14	14.00

CCI Permanency Outcomes

Placement Stability	91%	75%	20	15.00
Sibling Contacts	9%	None Planned		
Permanency Sub-Total			20	15.00

CCI Well-Being Outcomes

EPSDT Medical Visits	91%	67%	4	2.68
EPSDT Dental Visits	87%	100%	4	4.00
Academic Supports	82%	0%	4	0.00
Provider ECEM Visits	82%	0%	7	0.00
Provider General Contacts	80%	0%	7	0.00
Well-Being Sub-Total			26	6.68

*Performance calculation descriptions can be found in the FY 2016 RBWO PBP Measurements and Standards Guide.

Monitoring & Outcomes: Possible Points = 100		Points Earned = 68.97	
Score Before Incentives Credit		68.97%	
Incentives Awarded		4.00 pts	
PBP Verification		0.00 pts	
Total Score		72.97%	

Provider/Program Name: Coweta Teen Mothers & Babe Service Center, Inc. - (5145) - CCI



DHS, DFCS, Office of Provider Management
Performance-Based Placement Measures
RBWO Provider GA+SCORECARD - CCI



Report Quarter: Q3 FY2016

Program Census Information:		# Children in Care During Quarter: 4	# Placements During Quarter: 4	# Children in Care On Last Day: 1
CCI Incentive Credits	Avg Performance All CCIs (Points)	Provider Performance (%)*	Possible Points (Weight)	Provider Points Earned
Early EPSDT Medical Visits		0%	2	0.00
Early EPSDT Dental Visits		Not Eligible	2	
Permanency Contacts		0%	5	0.00
Additional Academic Supports		0%	2	0.00
Active Agency Accreditation		0%	4	0.00
Staff Clinical Licensure		0%	5	0.00
Behavior Management (threshold = 0)		100%	4	4.00
Incentives Total	7.67		24	4.00
Maximum total combined incentive credit allowed is 10 points.			Incentives Awarded	4.00

*Performance calculation descriptions can be found in the FY 2016 RBWO PBP Measurements and Standards Guide.

Child Protective Services Investigations and Dispositions		
The following investigations data, which is not used for scoring but is considered significant to a provider's performance, is from Georgia SHINES and is not considered final or complete until the end of the fiscal year.		
Total Reports:	0	
Number Screened In:	0	
Number Screened Out:	0	
Number Substantiated:	0	
Number Unsubstantiated:	0	
Number Active CPS Investigations:	0	



DHS, DFCS, Office of Provider Management
Performance-Based Placement Measures
RBWO Provider GA+SCORECARD - CCI
Report Quarter: Q3 FY2016



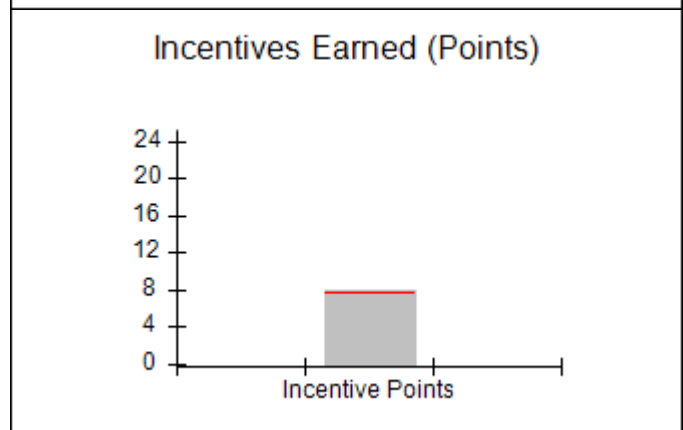
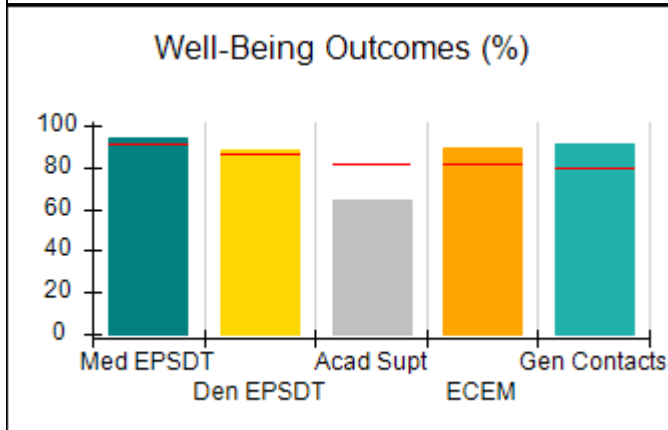
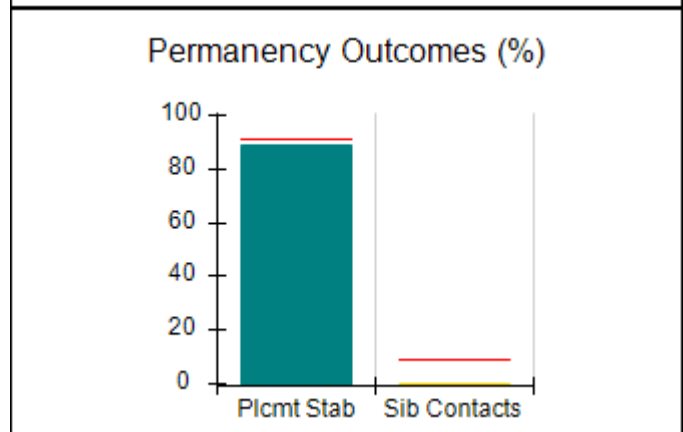
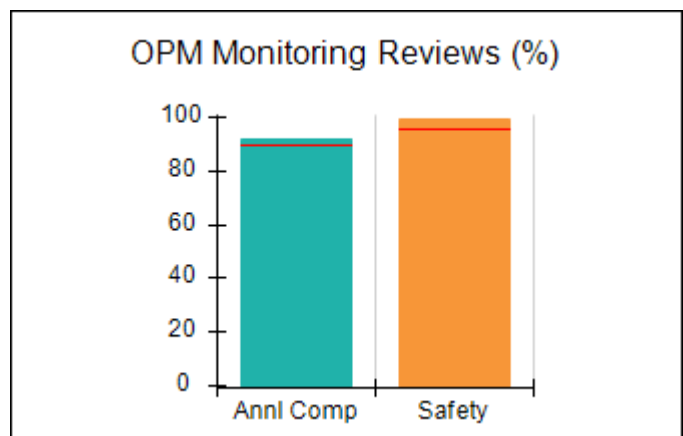
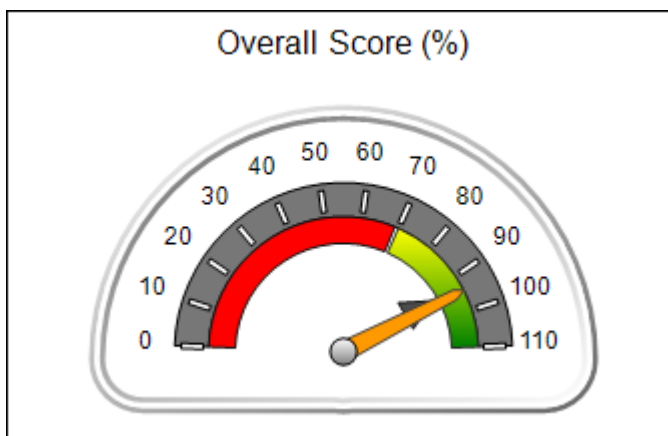
Provider/Program Name: Deloach Group Home - (619) - CCI

282 North East Anchor RD, Ludowici, GA 31316 Phone: 912-545-9458 Vendor ID# 35304	Quarterly Scores (Grades)		Current Quarter Score (Grade)
	Q1: 102.34 (A+)	Q2: 99.67 (A+)	94.38% (A)
	Q3: 94.38 (A)	Q4: 97.82 (A+)	
Program Census Information:	# Children in Care During Quarter: 19	# Placements During Quarter: 19	# Children in Care On Last Day: 16

Quarterly Provider Comparisons to All CCIs

■■■■■■■■ indicates MalTx Threshold

▼ ————— indicates average for all CCIs





DHS, DFCS, Office of Provider Management
Performance-Based Placement Measures
RBWO Provider GA+SCORECARD - CCI
Report Quarter: Q3 FY2016



Provider/Program Name: Deloach Group Home - (619) - CCI

282 North East Anchor RD, Ludowici, GA 31316 Phone: 912-545-9458 Vendor ID# 35304	Quarterly Scores (Grades)		Current Quarter Score (Grade)
	Q1: 102.34 (A+)	Q2: 99.67 (A+)	94.38%
	Q3: 94.38 (A)	Q4: 97.82 (A+)	(A)

Program Census Information:	# Children in Care During Quarter: 19	# Placements During Quarter: 19	# Children in Care On Last Day: 16
-----------------------------	---------------------------------------	---------------------------------	------------------------------------

	Avg Performance All CCIs (%)	Provider Performance (%)*	Possible Points (Weight)	Provider Points Earned
--	-------------------------------------	----------------------------------	---------------------------------	-------------------------------

OPM Monitoring Reviews

Annual Comprehensive Reviews	90%	92%	25	23.00
Safety Reviews	96%	100%	15	14.94
Monitoring Sub-Total			40	37.94

CCI Safety Outcomes

Incidence of Maltreatment	0.15%	No Substantiated Reports	10	10.00
Staff Training	78%	100%	4	4.00
Safety Sub-Total			14	14.00

CCI Permanency Outcomes

Placement Stability	91%	89%	15	13.35
Sibling Contacts	9%	0%	5	0.00
Permanency Sub-Total			20	13.35

CCI Well-Being Outcomes

EPSDT Medical Visits	91%	94%	4	3.76
EPSDT Dental Visits	87%	88%	4	3.52
Academic Supports	82%	64%	4	2.56
Provider ECEM Visits	82%	89%	7	6.23
Provider General Contacts	80%	91%	7	6.37
Well-Being Sub-Total			26	22.44

*Performance calculation descriptions can be found in the FY 2016 RBWO PBP Measurements and Standards Guide.

Monitoring & Outcomes: Possible Points = 100		Points Earned = 87.73	
Score Before Incentives Credit		87.73%	
Incentives Awarded		7.98 pts	
PBP Verification		-1.33 pts	
Total Score		94.38%	

Provider/Program Name: Deloach Group Home - (619) - CCI



DHS, DFCS, Office of Provider Management
Performance-Based Placement Measures
RBWO Provider GA+SCORECARD - CCI



Report Quarter: Q3 FY2016

Program Census Information:		# Children in Care During Quarter: 19	# Placements During Quarter: 19	# Children in Care On Last Day: 16
CCI Incentive Credits	Avg Performance All CCIs (Points)	Provider Performance (%)*	Possible Points (Weight)	Provider Points Earned
Early EPSDT Medical Visits		80%	2	1.60
Early EPSDT Dental Visits		57%	2	1.14
Permanency Contacts		12%	5	0.60
Additional Academic Supports		32%	2	0.64
Active Agency Accreditation		0%	4	0.00
Staff Clinical Licensure		0%	5	0.00
Behavior Management (threshold = 0)		100%	4	4.00
Incentives Total	7.67		24	7.98
Maximum total combined incentive credit allowed is 10 points.			Incentives Awarded	7.98
*Performance calculation descriptions can be found in the FY 2016 RBWO PBP Measurements and Standards Guide.				

Child Protective Services Investigations and Dispositions		
The following investigations data, which is not used for scoring but is considered significant to a provider's performance, is from Georgia SHINES and is not considered final or complete until the end of the fiscal year.		
Total Reports:	0	
Number Screened In:	0	
Number Screened Out:	0	
Number Substantiated:	0	
Number Unsubstantiated:	0	
Number Active CPS Investigations:	0	



DHS, DFCS, Office of Provider Management
Performance-Based Placement Measures
RBWO Provider GA+SCORECARD - CCI
Report Quarter: Q3 FY2016



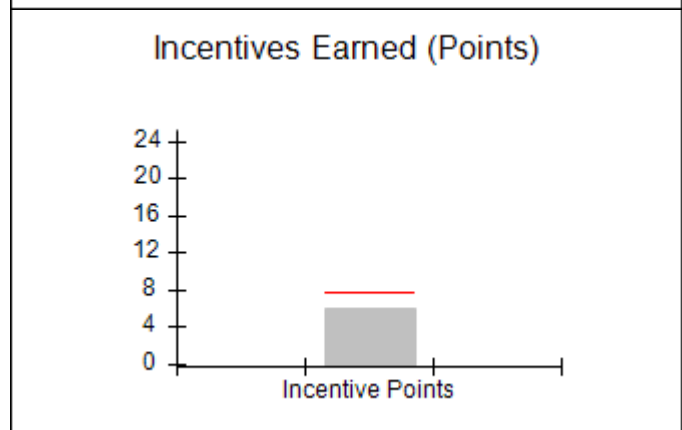
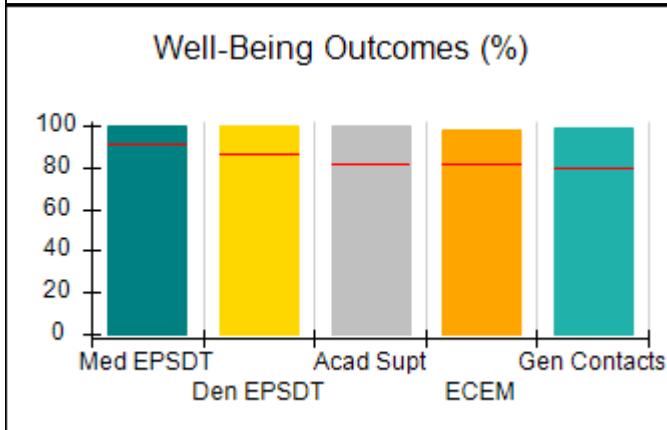
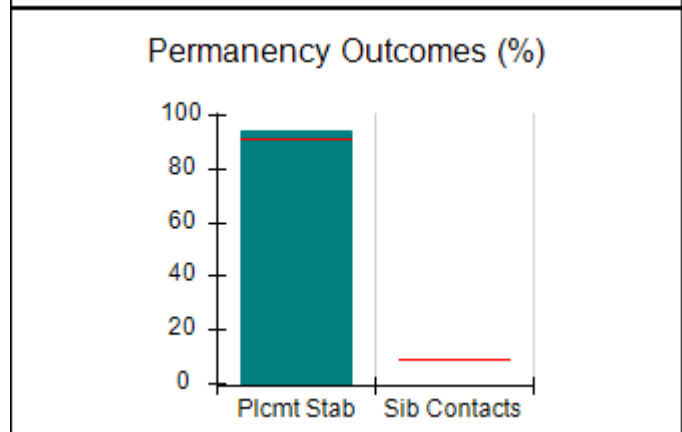
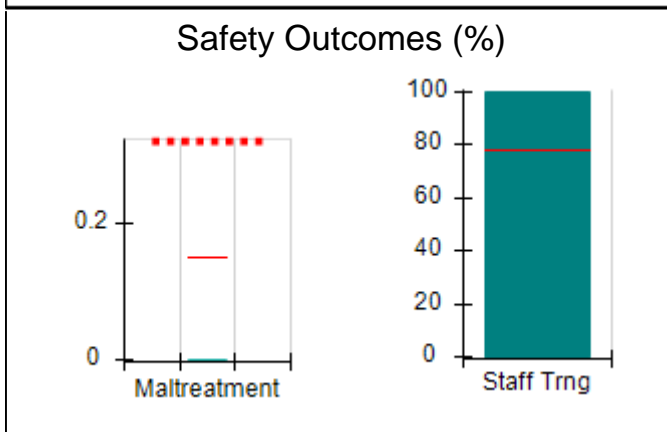
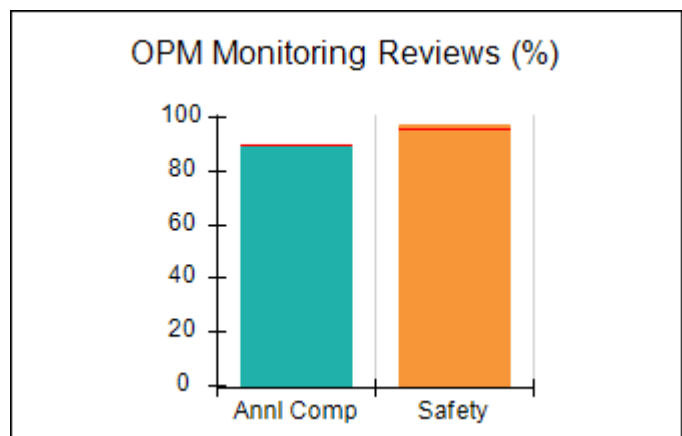
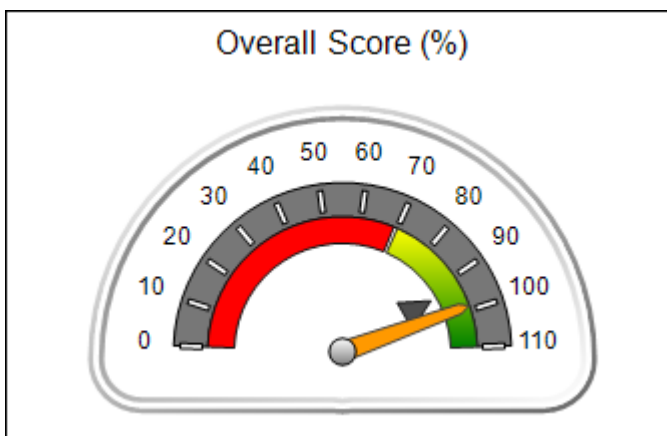
Provider/Program Name: Devereux GA Treatment Network - MAAC Plus (5134) - CCI

1291 Stanley Road, Kennesaw, GA 30512 Phone: 678-303-5200 Vendor ID# 114150	Quarterly Scores (Grades)		Current Quarter Score (Grade)
	Q1: 95.09 (A)	Q2: 94.80 (A)	98.78%
	Q3: 98.78 (A+)	Q4: 94.35 (A)	(A+)
Program Census Information:	# Children in Care During Quarter: 32	# Placements During Quarter: 32	# Children in Care On Last Day: 23

Quarterly Provider Comparisons to All CCIs

■■■■■■■■ indicates MalTx Threshold

▼ ————— indicates average for all CCIs





DHS, DFCS, Office of Provider Management
Performance-Based Placement Measures
RBWO Provider GA+SCORECARD - CCI
Report Quarter: Q3 FY2016



Provider/Program Name: Devereux GA Treatment Network - MAAC Plus (5134) - CCI				
1291 Stanley Road, Kennesaw, GA 30512		Quarterly Scores (Grades)		Current Quarter Score (Grade)
Phone: 678-303-5200		Q1: 95.09 (A)	Q2: 94.80 (A)	98.78% (A+)
Vendor ID# 114150		Q3: 98.78 (A+)	Q4: 94.35 (A)	
Program Census Information:		# Children in Care During Quarter: 32	# Placements During Quarter: 32	# Children in Care On Last Day: 23
	Avg Performance All CCIs (%)	Provider Performance (%)*	Possible Points (Weight)	Provider Points Earned
OPM Monitoring Reviews				
Annual Comprehensive Reviews	90%	89%	25	22.23
Safety Reviews	96%	98%	15	14.63
Monitoring Sub-Total			40	36.86
CCI Safety Outcomes				
Incidence of Maltreatment	0.15%	No Substantiated Reports	10	10.00
Staff Training	78%	100%	4	4.00
Safety Sub-Total			14	14.00
CCI Permanency Outcomes				
Placement Stability	91%	94%	20	18.80
Sibling Contacts	9%	None Planned		
Permanency Sub-Total			20	18.80
CCI Well-Being Outcomes				
EPSDT Medical Visits	91%	100%	4	4.00
EPSDT Dental Visits	87%	100%	4	4.00
Academic Supports	82%	100%	4	4.00
Provider ECEM Visits	82%	98%	7	6.86
Provider General Contacts	80%	99%	7	6.93
Well-Being Sub-Total			26	25.79
*Performance calculation descriptions can be found in the FY 2016 RBWO PBP Measurements and Standards Guide.				

Monitoring & Outcomes: Possible Points = 100	Points Earned = 95.44
Score Before Incentives Credit	95.44%
Incentives Awarded	6.00 pts
PBP Verification	-2.66 pts
Total Score	98.78%

Provider/Program Name: Devereux GA Treatment Network - MAAC Plus (5134) - CCI
--



DHS, DFCS, Office of Provider Management
Performance-Based Placement Measures
RBWO Provider GA+SCORECARD - CCI



Report Quarter: Q3 FY2016

Program Census Information:		# Children in Care During Quarter: 32	# Placements During Quarter: 32	# Children in Care On Last Day: 23
CCI Incentive Credits	Avg Performance All CCIs (Points)	Provider Performance (%)*	Possible Points (Weight)	Provider Points Earned
Early EPSDT Medical Visits		100%	2	2.00
Early EPSDT Dental Visits		100%	2	2.00
Permanency Contacts		0%	5	0.00
Additional Academic Supports		0%	2	0.00
Active Agency Accreditation		50%	4	2.00
Staff Clinical Licensure		0%	5	0.00
Behavior Management (threshold = 0)		0%	4	0.00
Incentives Total	7.67		24	6.00
Maximum total combined incentive credit allowed is 10 points.			Incentives Awarded	6.00

*Performance calculation descriptions can be found in the FY 2016 RBWO PBP Measurements and Standards Guide.

Child Protective Services Investigations and Dispositions		
The following investigations data, which is not used for scoring but is considered significant to a provider's performance, is from Georgia SHINES and is not considered final or complete until the end of the fiscal year.		
Total Reports:	5	
Number Screened In:	2	
Number Screened Out:	3	
Number Substantiated:	0	
Number Unsubstantiated:	0	
Number Active CPS Investigations:	2	



DHS, DFCS, Office of Provider Management
Performance-Based Placement Measures
RBWO Provider GA+SCORECARD - CCI



Report Quarter: Q3 FY2016

Provider/Program Name: Dr. Xavier Moore Home for Boys, LLC - (formerly Family Community Care Centers) (634) - CCI

280 Tomer Rd., Perry, GA 31069

Phone: 4789738780

Vendor ID# 80909

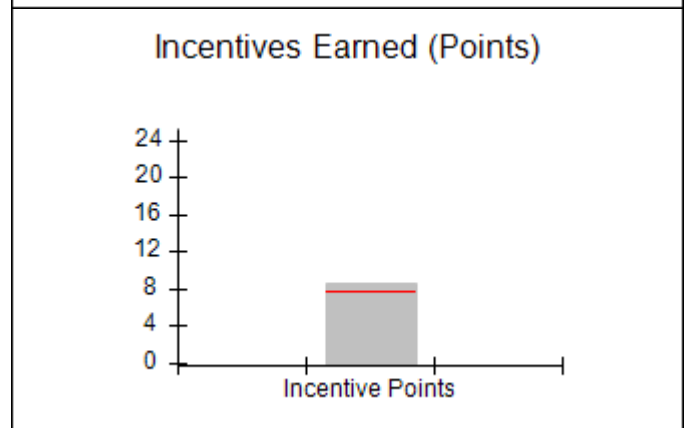
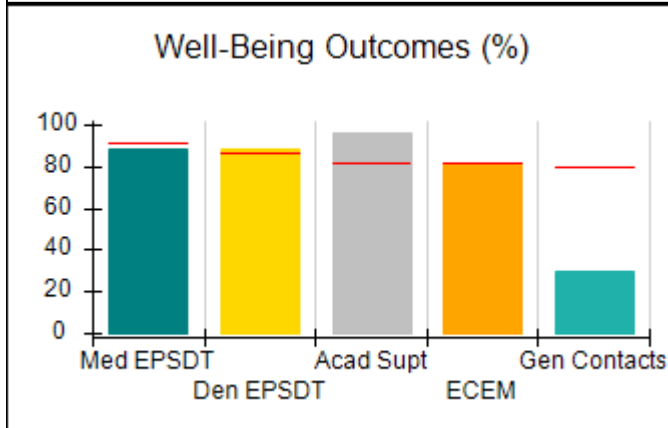
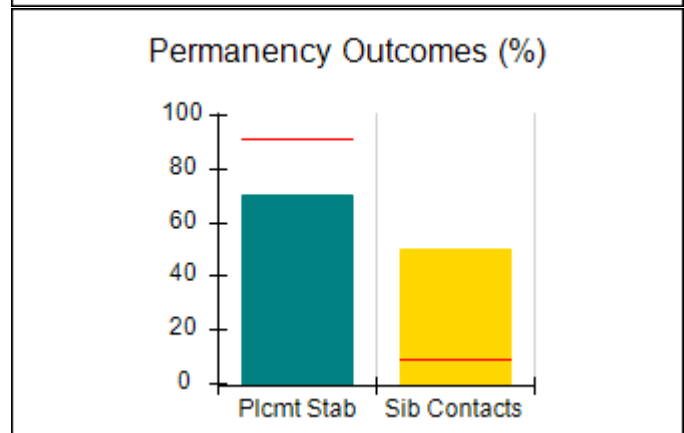
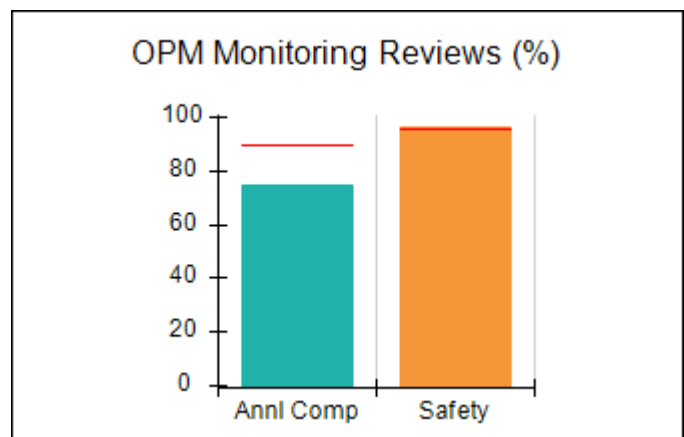
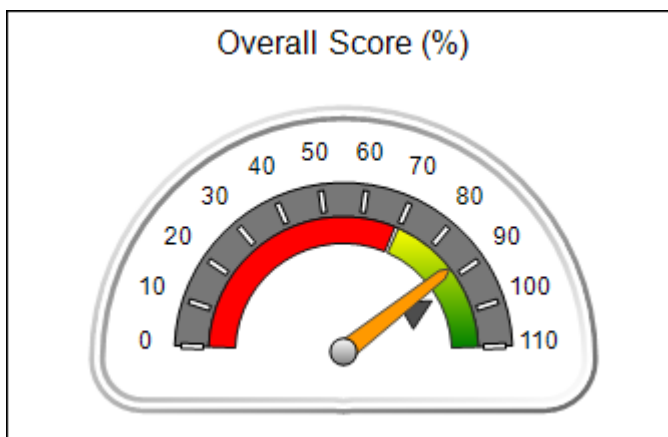
Quarterly Scores (Grades)		Current Quarter Score (Grade)
Q1: 87.92 (B+)	Q2: 90.44 (A-)	87.54% (B+)
Q3: 87.54 (B+)	Q4: 80.25 (B-)	

Program Census Information:	# Children in Care During Quarter: 10	# Placements During Quarter: 10	# Children in Care On Last Day: 6
-----------------------------	---------------------------------------	---------------------------------	-----------------------------------

Quarterly Provider Comparisons to All CCIs

■■■■■■■■ indicates MalTx Threshold

▼ ————— indicates average for all CCIs





DHS, DFCS, Office of Provider Management
Performance-Based Placement Measures
RBWO Provider GA+SCORECARD - CCI



Report Quarter: Q3 FY2016

Provider/Program Name: Dr. Xavier Moore Home for Boys, LLC - (formerly Family Community Care Centers) (634) - CCI				
280 Tomer Rd., Perry, GA 31069		Quarterly Scores (Grades)		Current Quarter Score (Grade)
Phone: 4789738780		Q1: 87.92 (B+)	Q2: 90.44 (A-)	87.54%
Vendor ID# 80909		Q3: 87.54 (B+)	Q4: 80.25 (B-)	(B+)
Program Census Information:		# Children in Care During Quarter: 10	# Placements During Quarter: 10	# Children in Care On Last Day: 6
	Avg Performance All CCIs (%)	Provider Performance (%)*	Possible Points (Weight)	Provider Points Earned
OPM Monitoring Reviews				
Annual Comprehensive Reviews	90%	75%	25	18.66
Safety Reviews	96%	97%	15	14.50
Monitoring Sub-Total			40	33.16
CCI Safety Outcomes				
Incidence of Maltreatment	0.15%	No Substantiated Reports	10	10.00
Staff Training	78%	100%	4	4.00
Safety Sub-Total			14	14.00
CCI Permanency Outcomes				
Placement Stability	91%	70%	15	10.50
Sibling Contacts	9%	50%	5	2.50
Permanency Sub-Total			20	13.00
CCI Well-Being Outcomes				
EPSDT Medical Visits	91%	88%	4	3.52
EPSDT Dental Visits	87%	88%	4	3.52
Academic Supports	82%	96%	4	3.84
Provider ECEM Visits	82%	82%	7	5.74
Provider General Contacts	80%	30%	7	2.10
Well-Being Sub-Total			26	18.72
*Performance calculation descriptions can be found in the FY 2016 RBWO PBP Measurements and Standards Guide.				

Monitoring & Outcomes: Possible Points = 100		Points Earned = 78.88	
Score Before Incentives Credit			78.88%
Incentives Awarded			8.66 pts
PBP Verification			N/A pts
Total Score			87.54%

Provider/Program Name: Dr. Xavier Moore Home for Boys, LLC - (formerly Family Community Care Centers) (634) - CCI



DHS, DFCS, Office of Provider Management
Performance-Based Placement Measures
RBWO Provider GA+SCORECARD - CCI



Report Quarter: Q3 FY2016

Program Census Information:		# Children in Care During Quarter: 10	# Placements During Quarter: 10	# Children in Care On Last Day: 6
CCI Incentive Credits	Avg Performance All CCIs (Points)	Provider Performance (%)*	Possible Points (Weight)	Provider Points Earned
Early EPSDT Medical Visits		80%	2	1.60
Early EPSDT Dental Visits		75%	2	1.50
Permanency Contacts		0%	5	0.00
Additional Academic Supports		78%	2	1.56
Active Agency Accreditation		0%	4	0.00
Staff Clinical Licensure		0%	5	0.00
Behavior Management (threshold = 0)		100%	4	4.00
Incentives Total	7.67		24	8.66
Maximum total combined incentive credit allowed is 10 points.			Incentives Awarded	8.66
*Performance calculation descriptions can be found in the FY 2016 RBWO PBP Measurements and Standards Guide.				

Child Protective Services Investigations and Dispositions		
The following investigations data, which is not used for scoring but is considered significant to a provider's performance, is from Georgia SHINES and is not considered final or complete until the end of the fiscal year.		
Total Reports:	0	
Number Screened In:	0	
Number Screened Out:	0	
Number Substantiated:	0	
Number Unsubstantiated:	0	
Number Active CPS Investigations:	0	



DHS, DFCS, Office of Provider Management
Performance-Based Placement Measures
RBWO Provider GA+SCORECARD - CCI



Report Quarter: Q3 FY2016

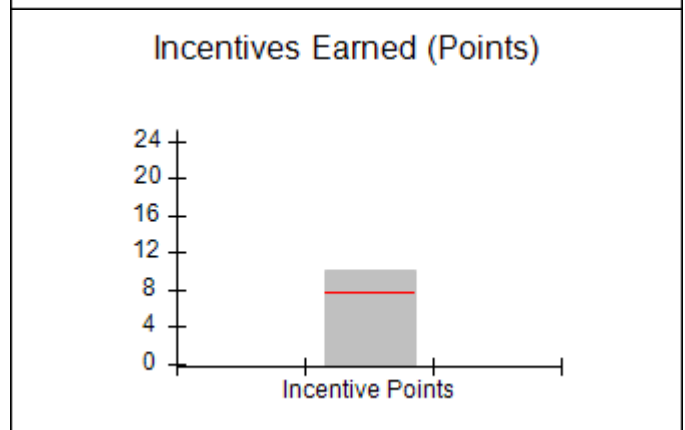
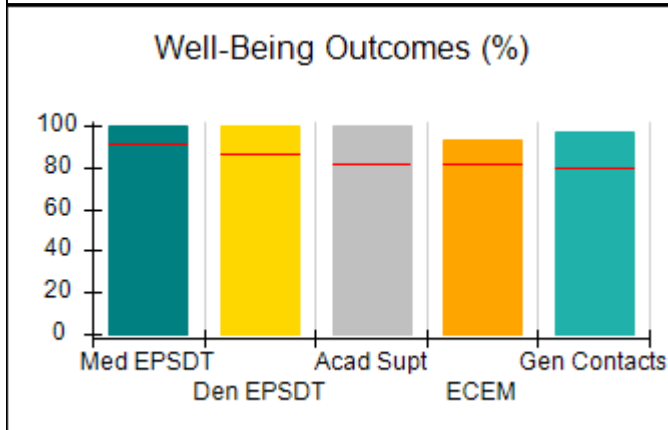
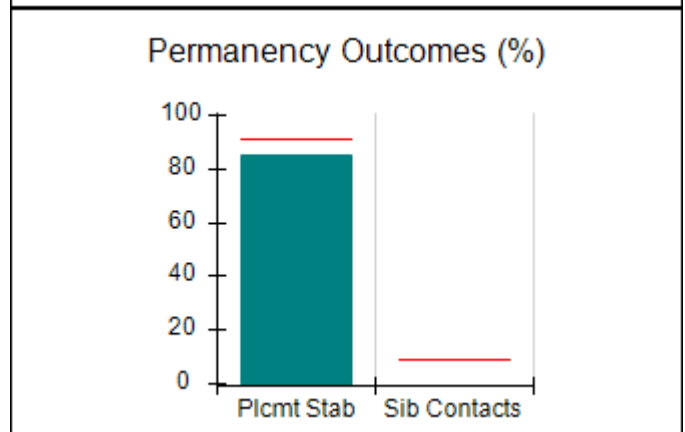
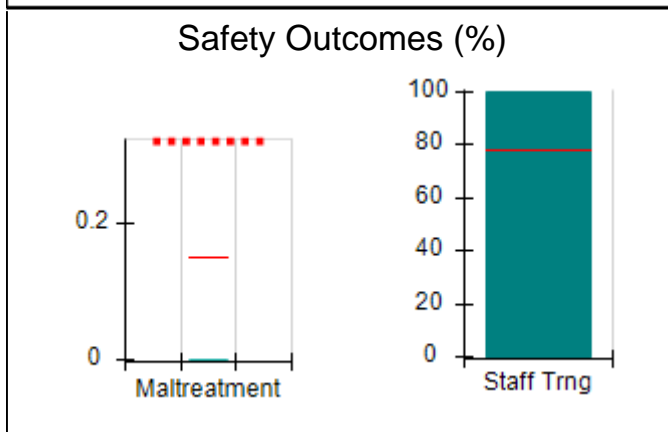
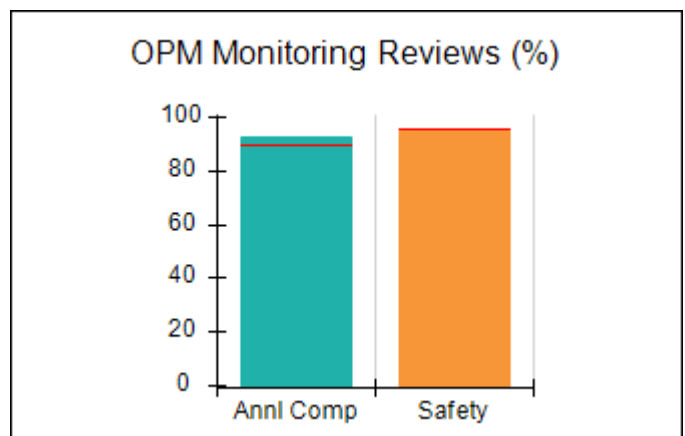
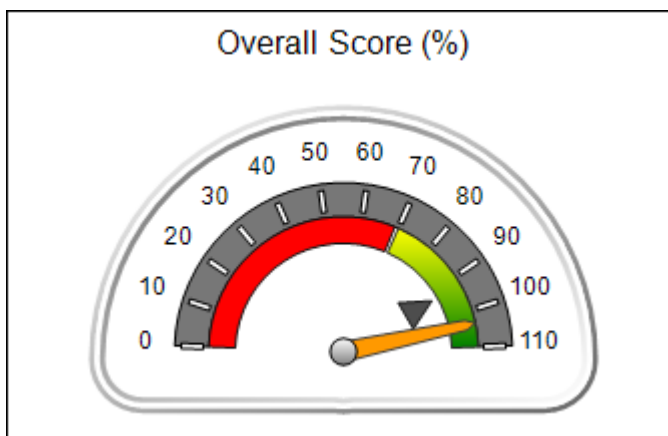
Provider/Program Name: Elks Aidmore Children's Center - (628) - CCI

2394 Morrison Rd., Conyers, GA 30094 Phone: 770-483-3535 Vendor ID# 35321	Quarterly Scores (Grades)		Current Quarter Score (Grade)
	Q1: 101.53 (A+)	Q2: 100.37 (A+)	103.67% (A+)
	Q3: 103.67 (A+)	Q4: 98.64 (A+)	
Program Census Information:	# Children in Care During Quarter: 20	# Placements During Quarter: 20	# Children in Care On Last Day: 12

Quarterly Provider Comparisons to All CCIs

■■■■■■■■ indicates MalTx Threshold

▼ ————— indicates average for all CCIs





DHS, DFCS, Office of Provider Management
Performance-Based Placement Measures
RBWO Provider GA+SCORECARD - CCI
Report Quarter: Q3 FY2016



Provider/Program Name: Elks Aidmore Children's Center - (628) - CCI

2394 Morrison Rd., Conyers, GA 30094 Phone: 770-483-3535 Vendor ID# 35321	Quarterly Scores (Grades)		Current Quarter Score (Grade)
	Q1: 101.53 (A+)	Q2: 100.37 (A+)	103.67%
	Q3: 103.67 (A+)	Q4: 98.64 (A+)	(A+)

Program Census Information:	# Children in Care During Quarter: 20	# Placements During Quarter: 20	# Children in Care On Last Day: 12
-----------------------------	---------------------------------------	---------------------------------	------------------------------------

	Avg Performance All CCIs (%)	Provider Performance (%)*	Possible Points (Weight)	Provider Points Earned
--	-------------------------------------	----------------------------------	---------------------------------	-------------------------------

OPM Monitoring Reviews

Annual Comprehensive Reviews	90%	93%	25	23.17
Safety Reviews	96%	95%	15	14.21
Monitoring Sub-Total			40	37.37

CCI Safety Outcomes

Incidence of Maltreatment	0.15%	No Substantiated Reports	10	10.00
Staff Training	78%	100%	4	4.00
Safety Sub-Total			14	14.00

CCI Permanency Outcomes

Placement Stability	91%	85%	20	17.00
Sibling Contacts	9%	None Planned		
Permanency Sub-Total			20	17.00

CCI Well-Being Outcomes

EPSDT Medical Visits	91%	100%	4	4.00
EPSDT Dental Visits	87%	100%	4	4.00
Academic Supports	82%	100%	4	4.00
Provider ECEM Visits	82%	93%	7	6.51
Provider General Contacts	80%	97%	7	6.79
Well-Being Sub-Total			26	25.30

*Performance calculation descriptions can be found in the FY 2016 RBWO PBP Measurements and Standards Guide.

Monitoring & Outcomes: Possible Points = 100		Points Earned = 93.67	
Score Before Incentives Credit			93.67%
Incentives Awarded			10.00 pts
PBP Verification			N/A pts
Total Score			103.67%

Provider/Program Name: Elks Aidmore Children's Center - (628) - CCI



DHS, DFCS, Office of Provider Management
Performance-Based Placement Measures
RBWO Provider GA+SCORECARD - CCI



Report Quarter: Q3 FY2016

Program Census Information:		# Children in Care During Quarter: 20	# Placements During Quarter: 20	# Children in Care On Last Day: 12
CCI Incentive Credits	Avg Performance All CCIs (Points)	Provider Performance (%)*	Possible Points (Weight)	Provider Points Earned
Early EPSDT Medical Visits		100%	2	2.00
Early EPSDT Dental Visits		Not Eligible	2	
Permanency Contacts		None Planned	5	
Additional Academic Supports		100%	2	2.00
Active Agency Accreditation		50%	4	2.00
Staff Clinical Licensure		0%	5	0.00
Behavior Management (threshold = 0)		100%	4	4.00
Incentives Total	7.67		24	10.00
Maximum total combined incentive credit allowed is 10 points.			Incentives Awarded	10.00

*Performance calculation descriptions can be found in the FY 2016 RBWO PBP Measurements and Standards Guide.

Child Protective Services Investigations and Dispositions

The following investigations data, which is not used for scoring but is considered significant to a provider's performance, is from Georgia SHINES and is not considered final or complete until the end of the fiscal year.

Total Reports:	1
Number Screened In:	0
Number Screened Out:	1
Number Substantiated:	0
Number Unsubstantiated:	0
Number Active CPS Investigations:	0



DHS, DFCS, Office of Provider Management
Performance-Based Placement Measures
RBWO Provider GA+SCORECARD - CCI



Report Quarter: Q3 FY2016

Provider/Program Name: Embracing Arms - (944) - CCI

1673 Hearthstone Court, Jonesboro, GA 30236

Phone: 770 477-2551

Vendor ID# 35323

Quarterly Scores (Grades)

Q1: 98.74 (A+)

Q2: 101.04 (A+)

Q3: 100.78 (A+)

Q4: 91.53 (A-)

Current Quarter Score (Grade)

100.78%

(A+)

Program Census Information:

Children in Care During Quarter: 11

Placements During Quarter: 11

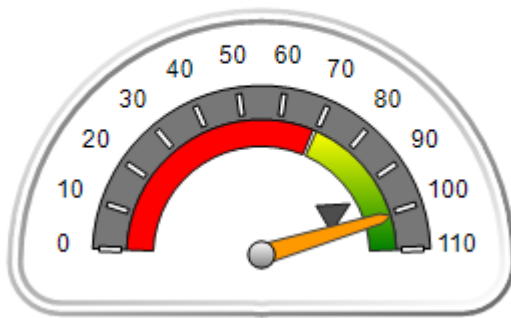
Children in Care On Last Day: 6

Quarterly Provider Comparisons to All CCIs

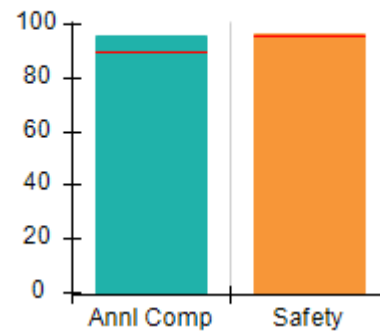
■■■■■■■■ indicates MalTx Threshold

▼ indicates average for all CCIs

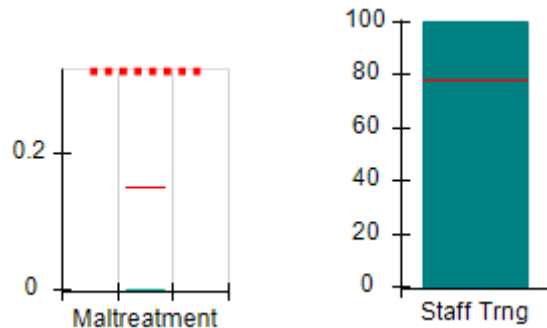
Overall Score (%)



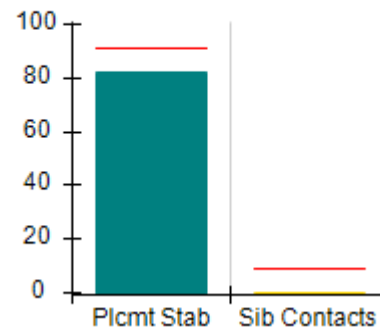
OPM Monitoring Reviews (%)



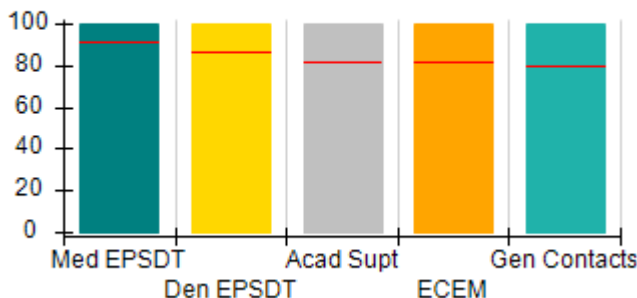
Safety Outcomes (%)



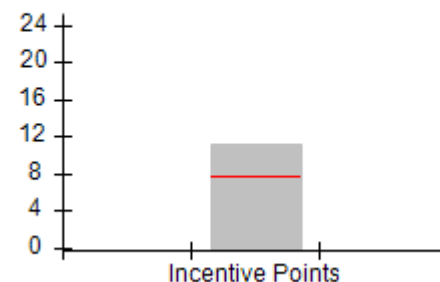
Permanency Outcomes (%)



Well-Being Outcomes (%)



Incentives Earned (Points)





DHS, DFCS, Office of Provider Management
Performance-Based Placement Measures
RBWO Provider GA+SCORECARD - CCI
Report Quarter: Q3 FY2016



Provider/Program Name: Embracing Arms - (944) - CCI

1673 Hearthstone Court, Jonesboro, GA 30236 Phone: 770 477-2551 Vendor ID# 35323	Quarterly Scores (Grades)		Current Quarter Score (Grade)
	Q1: 98.74 (A+)	Q2: 101.04 (A+)	100.78%
	Q3: 100.78 (A+)	Q4: 91.53 (A-)	(A+)

Program Census Information:	# Children in Care During Quarter: 11	# Placements During Quarter: 11	# Children in Care On Last Day: 6
-----------------------------	---------------------------------------	---------------------------------	-----------------------------------

	Avg Performance All CCIs (%)	Provider Performance (%)*	Possible Points (Weight)	Provider Points Earned
--	-------------------------------------	----------------------------------	---------------------------------	-------------------------------

OPM Monitoring Reviews

Annual Comprehensive Reviews	90%	96%	25	24.00
Safety Reviews	96%	97%	15	14.48
Monitoring Sub-Total			40	38.48

CCI Safety Outcomes

Incidence of Maltreatment	0.15%	No Substantiated Reports	10	10.00
Staff Training	78%	100%	4	4.00
Safety Sub-Total			14	14.00

CCI Permanency Outcomes

Placement Stability	91%	82%	15	12.30
Sibling Contacts	9%	0%	5	0.00
Permanency Sub-Total			20	12.30

CCI Well-Being Outcomes

EPSDT Medical Visits	91%	100%	4	4.00
EPSDT Dental Visits	87%	100%	4	4.00
Academic Supports	82%	100%	4	4.00
Provider ECEM Visits	82%	100%	7	7.00
Provider General Contacts	80%	100%	7	7.00
Well-Being Sub-Total			26	26.00

*Performance calculation descriptions can be found in the FY 2016 RBWO PBP Measurements and Standards Guide.

Monitoring & Outcomes: Possible Points = 100		Points Earned = 90.78	
Score Before Incentives Credit		90.78%	
Incentives Awarded		10.00 pts	
PBP Verification		N/A pts	
Total Score		100.78%	

Provider/Program Name: Embracing Arms - (944) - CCI



DHS, DFCS, Office of Provider Management
Performance-Based Placement Measures
RBWO Provider GA+SCORECARD - CCI



Report Quarter: Q3 FY2016

Program Census Information:		# Children in Care During Quarter: 11	# Placements During Quarter: 11	# Children in Care On Last Day: 6
CCI Incentive Credits	Avg Performance All CCIs (Points)	Provider Performance (%)*	Possible Points (Weight)	Provider Points Earned
Early EPSDT Medical Visits		100%	2	2.00
Early EPSDT Dental Visits		67%	2	1.34
Permanency Contacts		0%	5	0.00
Additional Academic Supports		86%	2	1.72
Active Agency Accreditation		50%	4	2.00
Staff Clinical Licensure		0%	5	0.00
Behavior Management (threshold = 0)		100%	4	4.00
Incentives Total	7.67		24	11.06
Maximum total combined incentive credit allowed is 10 points.			Incentives Awarded	10.00

*Performance calculation descriptions can be found in the FY 2016 RBWO PBP Measurements and Standards Guide.

Child Protective Services Investigations and Dispositions		
The following investigations data, which is not used for scoring but is considered significant to a provider's performance, is from Georgia SHINES and is not considered final or complete until the end of the fiscal year.		
Total Reports:	2	
Number Screened In:	1	
Number Screened Out:	1	
Number Substantiated:	0	
Number Unsubstantiated:	0	
Number Active CPS Investigations:	1	



DHS, DFCS, Office of Provider Management
Performance-Based Placement Measures
RBWO Provider GA+SCORECARD - CCI



Report Quarter: Q3 FY2016

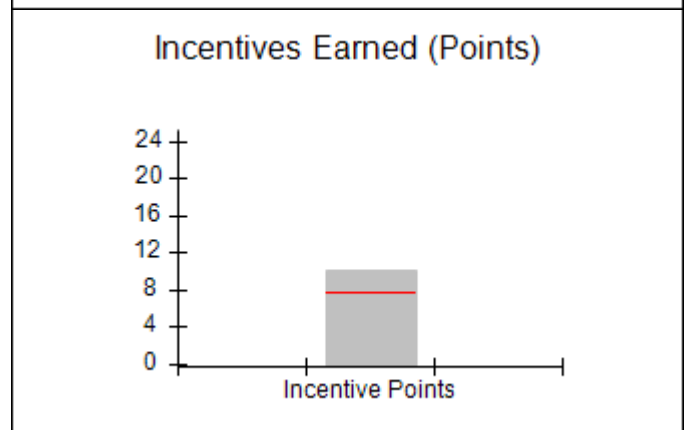
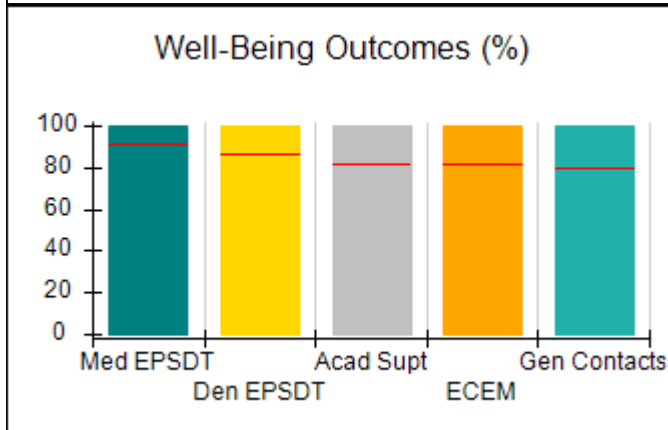
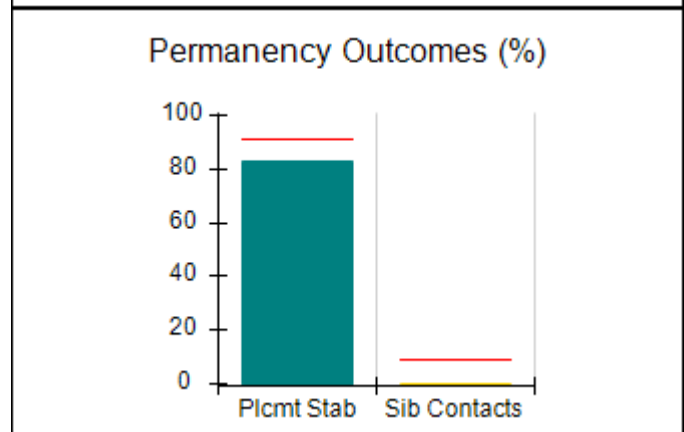
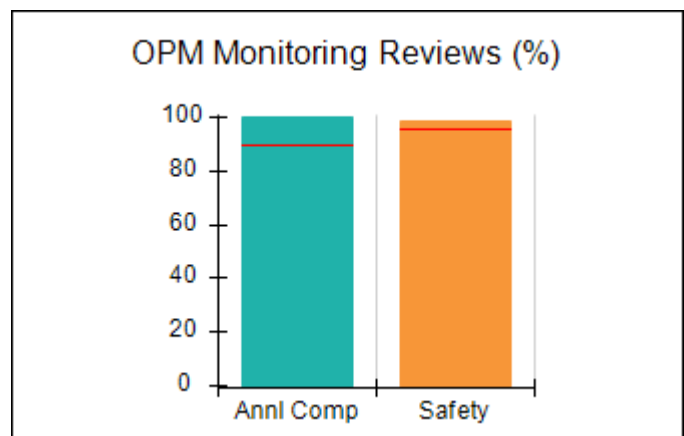
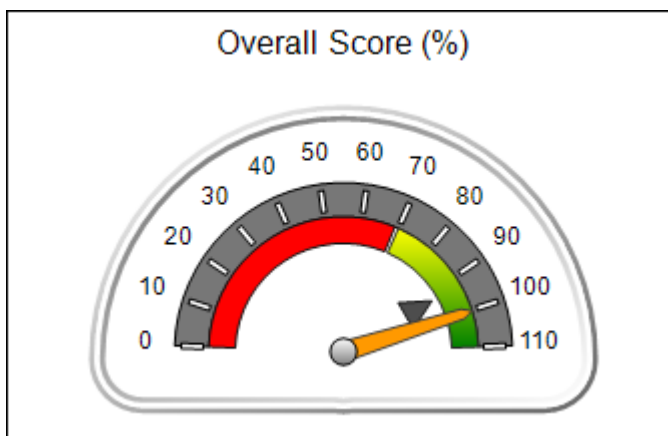
Provider/Program Name: Embracing Arms - Jackson (5194) - CCI

168 Evans Road, Jackson, GA 30233 Phone: 770-389-9886 Vendor ID# 125395	Quarterly Scores (Grades)		Current Quarter Score (Grade)
	Q1: 92.47 (A-)	Q2: 98.07 (A+)	100.30% (A+)
	Q3: 100.30 (A+)	Q4: 96.34 (A)	
Program Census Information:	# Children in Care During Quarter: 6	# Placements During Quarter: 6	# Children in Care On Last Day: 5

Quarterly Provider Comparisons to All CCIs

■■■■■■■■ indicates MalTx Threshold

▼ ————— indicates average for all CCIs





DHS, DFCS, Office of Provider Management
Performance-Based Placement Measures
RBWO Provider GA+SCORECARD - CCI
Report Quarter: Q3 FY2016



Provider/Program Name: Embracing Arms - Jackson (5194) - CCI

168 Evans Road, Jackson, GA 30233 Phone: 770-389-9886 Vendor ID# 125395	Quarterly Scores (Grades)		Current Quarter Score (Grade)
	Q1: 92.47 (A-)	Q2: 98.07 (A+)	100.30%
	Q3: 100.30 (A+)	Q4: 96.34 (A)	(A+)

Program Census Information:	# Children in Care During Quarter: 6	# Placements During Quarter: 6	# Children in Care On Last Day: 5
-----------------------------	--------------------------------------	--------------------------------	-----------------------------------

	Avg Performance All CCIs (%)	Provider Performance (%)*	Possible Points (Weight)	Provider Points Earned
--	-------------------------------------	----------------------------------	---------------------------------	-------------------------------

OPM Monitoring Reviews

Annual Comprehensive Reviews	90%	100%	25	25.00
Safety Reviews	96%	99%	15	14.85
Monitoring Sub-Total			40	39.85

CCI Safety Outcomes

Incidence of Maltreatment	0.15%	No Substantiated Reports	10	10.00
Staff Training	78%	50%	4	2.00
Safety Sub-Total			14	12.00

CCI Permanency Outcomes

Placement Stability	91%	83%	15	12.45
Sibling Contacts	9%	0%	5	0.00
Permanency Sub-Total			20	12.45

CCI Well-Being Outcomes

EPSDT Medical Visits	91%	100%	4	4.00
EPSDT Dental Visits	87%	100%	4	4.00
Academic Supports	82%	100%	4	4.00
Provider ECEM Visits	82%	100%	7	7.00
Provider General Contacts	80%	100%	7	7.00
Well-Being Sub-Total			26	26.00

*Performance calculation descriptions can be found in the FY 2016 RBWO PBP Measurements and Standards Guide.

Monitoring & Outcomes: Possible Points = 100		Points Earned = 90.30	
Score Before Incentives Credit		90.30%	
Incentives Awarded		10.00 pts	
PBP Verification		0.00 pts	
Total Score		100.30%	

Provider/Program Name: Embracing Arms - Jackson (5194) - CCI



DHS, DFCS, Office of Provider Management
Performance-Based Placement Measures
RBWO Provider GA+SCORECARD - CCI



Report Quarter: Q3 FY2016

Program Census Information:		# Children in Care During Quarter: 6	# Placements During Quarter: 6	# Children in Care On Last Day: 5
CCI Incentive Credits	Avg Performance All CCIs (Points)	Provider Performance (%)*	Possible Points (Weight)	Provider Points Earned
Early EPSDT Medical Visits		Not Eligible	2	
Early EPSDT Dental Visits		100%	2	2.00
Permanency Contacts		0%	5	0.00
Additional Academic Supports		100%	2	2.00
Active Agency Accreditation		50%	4	2.00
Staff Clinical Licensure		0%	5	0.00
Behavior Management (threshold = 0)		100%	4	4.00
Incentives Total	7.67		24	10.00
Maximum total combined incentive credit allowed is 10 points.			Incentives Awarded	10.00

*Performance calculation descriptions can be found in the FY 2016 RBWO PBP Measurements and Standards Guide.

Child Protective Services Investigations and Dispositions		
The following investigations data, which is not used for scoring but is considered significant to a provider's performance, is from Georgia SHINES and is not considered final or complete until the end of the fiscal year.		
Total Reports:	1	
Number Screened In:	0	
Number Screened Out:	1	
Number Substantiated:	0	
Number Unsubstantiated:	0	
Number Active CPS Investigations:	0	



DHS, DFCS, Office of Provider Management
Performance-Based Placement Measures
RBWO Provider GA+SCORECARD - CCI



Report Quarter: Q3 FY2016

Provider/Program Name: Families First - Cherokee Boys Group Home (637) - CCI

809 Cherokee Ave., SE, Atlanta, GA 30315

Phone: 404-853-2822

Vendor ID# 35333

Quarterly Scores (Grades)

Current Quarter Score (Grade)

Q1: 77.26 (C+)

Q2: 76.32 (C)

82.32%

Q3: 82.32 (B-)

Q4: 76.91 (C)

(B-)

Program Census Information:

Children in Care During
Quarter: 6

Placements During
Quarter: 6

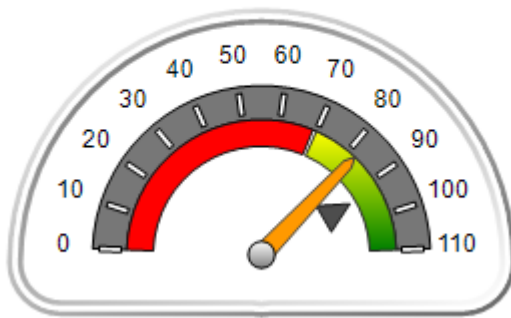
Children in Care On Last
Day: 6

Quarterly Provider Comparisons to All CCIs

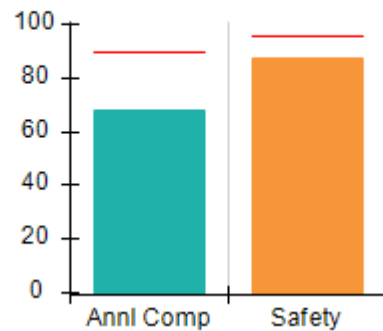
■■■■■■■■ indicates MalTx Threshold

▼ ————— indicates average for all CCIs

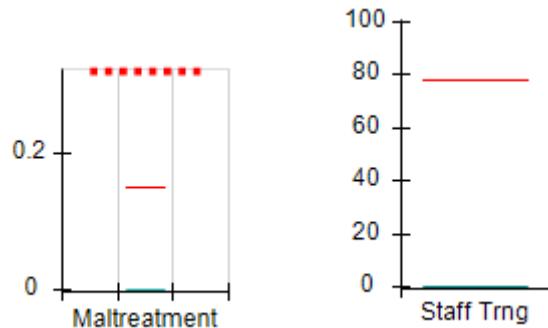
Overall Score (%)



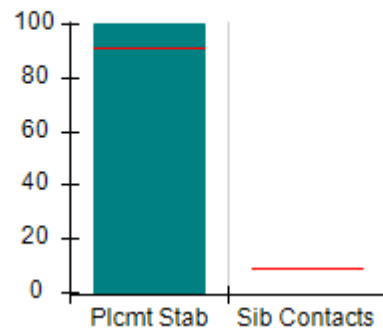
OPM Monitoring Reviews (%)



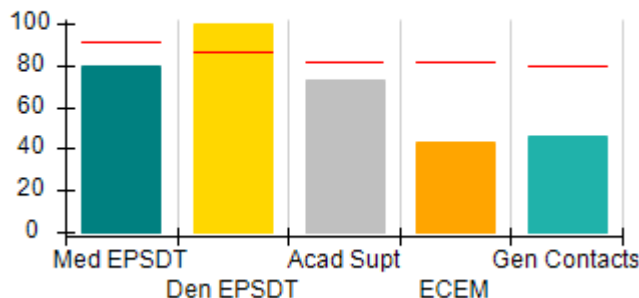
Safety Outcomes (%)



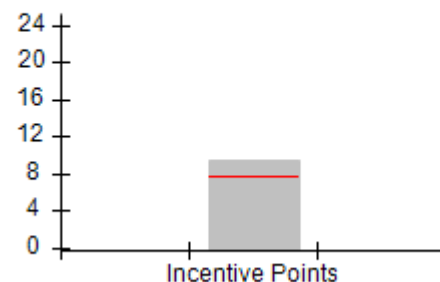
Permanency Outcomes (%)



Well-Being Outcomes (%)



Incentives Earned (Points)





DHS, DFCS, Office of Provider Management
Performance-Based Placement Measures
RBWO Provider GA+SCORECARD - CCI
Report Quarter: Q3 FY2016



Provider/Program Name: Families First - Cherokee Boys Group Home (637) - CCI				
809 Cherokee Ave., SE, Atlanta, GA 30315		Quarterly Scores (Grades)		Current Quarter Score (Grade)
Phone: 404-853-2822		Q1: 77.26 (C+)	Q2: 76.32 (C)	82.32%
Vendor ID# 35333		Q3: 82.32 (B-)	Q4: 76.91 (C)	(B-)
Program Census Information:		# Children in Care During Quarter: 6	# Placements During Quarter: 6	# Children in Care On Last Day: 6
	Avg Performance All CCIs (%)	Provider Performance (%)*	Possible Points (Weight)	Provider Points Earned
OPM Monitoring Reviews				
Annual Comprehensive Reviews	90%	68%	25	17.00
Safety Reviews	96%	88%	15	13.14
Monitoring Sub-Total			40	30.14
CCI Safety Outcomes				
Incidence of Maltreatment	0.15%	No Substantiated Reports	10	10.00
Staff Training	78%	0%	4	0.00
Safety Sub-Total			14	10.00
CCI Permanency Outcomes				
Placement Stability	91%	100%	20	20.00
Sibling Contacts	9%	None Planned		
Permanency Sub-Total			20	20.00
CCI Well-Being Outcomes				
EPSDT Medical Visits	91%	80%	4	3.20
EPSDT Dental Visits	87%	100%	4	4.00
Academic Supports	82%	73%	4	2.92
Provider ECEM Visits	82%	43%	7	3.01
Provider General Contacts	80%	46%	7	3.22
Well-Being Sub-Total			26	16.35
*Performance calculation descriptions can be found in the FY 2016 RBWO PBP Measurements and Standards Guide.				

Monitoring & Outcomes: Possible Points = 100	Points Earned = 76.49
Score Before Incentives Credit	76.49%
Incentives Awarded	9.34 pts
PBP Verification	-3.51 pts
Total Score	82.32%

Provider/Program Name: Families First - Cherokee Boys Group Home (637) - CCI



DHS, DFCS, Office of Provider Management
Performance-Based Placement Measures
RBWO Provider GA+SCORECARD - CCI



Report Quarter: Q3 FY2016

Program Census Information:		# Children in Care During Quarter: 6	# Placements During Quarter: 6	# Children in Care On Last Day: 6
CCI Incentive Credits	Avg Performance All CCIs (Points)	Provider Performance (%)*	Possible Points (Weight)	Provider Points Earned
Early EPSDT Medical Visits		67%	2	1.34
Early EPSDT Dental Visits		100%	2	2.00
Permanency Contacts		0%	5	0.00
Additional Academic Supports		0%	2	0.00
Active Agency Accreditation		50%	4	2.00
Staff Clinical Licensure		0%	5	0.00
Behavior Management (threshold = 0)		100%	4	4.00
Incentives Total	7.67		24	9.34
Maximum total combined incentive credit allowed is 10 points.			Incentives Awarded	9.34

*Performance calculation descriptions can be found in the FY 2016 RBWO PBP Measurements and Standards Guide.

Child Protective Services Investigations and Dispositions		
The following investigations data, which is not used for scoring but is considered significant to a provider's performance, is from Georgia SHINES and is not considered final or complete until the end of the fiscal year.		
Total Reports:	1	
Number Screened In:	0	
Number Screened Out:	1	
Number Substantiated:	0	
Number Unsubstantiated:	0	
Number Active CPS Investigations:	0	



DHS, DFCS, Office of Provider Management
Performance-Based Placement Measures
RBWO Provider GA+SCORECARD - CCI
Report Quarter: Q3 FY2016



Provider/Program Name: Families First - Gwindale Girls Group Home (640) - CCI

2176 Ridgedale Dr., Grayson, GA 30017

Phone: 770-979-4969

Vendor ID# 35336

Quarterly Scores (Grades)

Q1: 96.93 (A)

Q2: 94.93 (A)

Q3: 91.84 (A-)

Q4: 81.57 (B-)

Current Quarter Score
(Grade)

91.84%

(A-)

Program Census Information:

Children in Care During
Quarter: 6

Placements During
Quarter: 6

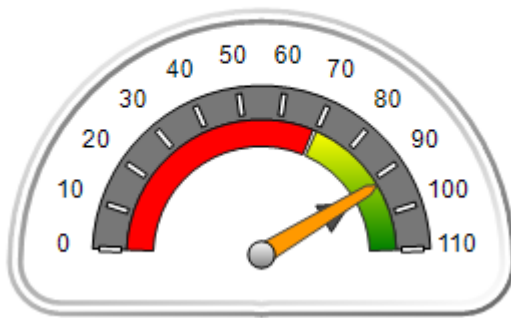
Children in Care On Last
Day: 6

Quarterly Provider Comparisons to All CCIs

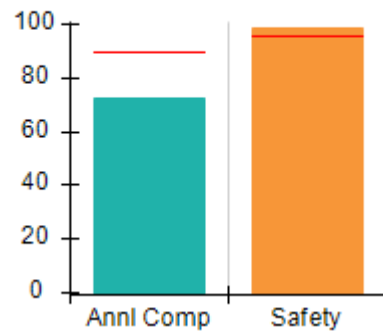
■■■■■■■■ indicates MalTx Threshold

▼ — indicates average for all CCIs

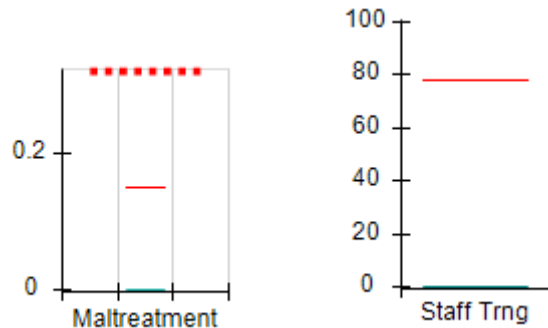
Overall Score (%)



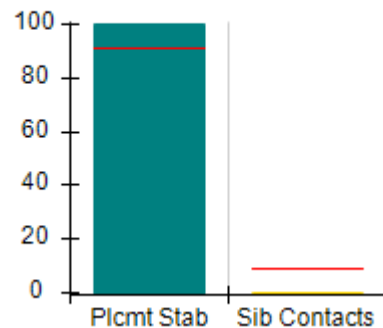
OPM Monitoring Reviews (%)



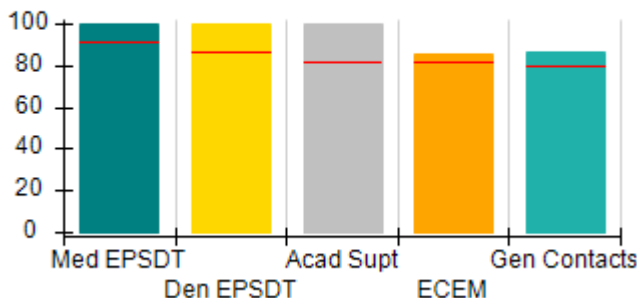
Safety Outcomes (%)



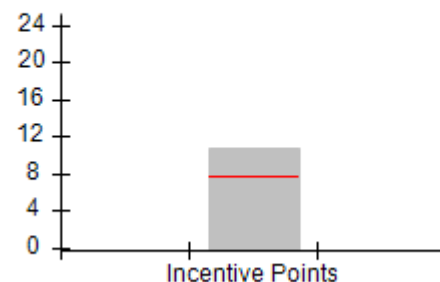
Permanency Outcomes (%)



Well-Being Outcomes (%)



Incentives Earned (Points)





DHS, DFCS, Office of Provider Management
Performance-Based Placement Measures
RBWO Provider GA+SCORECARD - CCI
Report Quarter: Q3 FY2016



Provider/Program Name: Families First - Gwindale Girls Group Home (640) - CCI				
2176 Ridgedale Dr., Grayson, GA 30017 Phone: 770-979-4969 Vendor ID# 35336		Quarterly Scores (Grades)		Current Quarter Score (Grade)
		Q1: 96.93 (A)	Q2: 94.93 (A)	91.84% (A-)
		Q3: 91.84 (A-)	Q4: 81.57 (B-)	
Program Census Information:		# Children in Care During Quarter: 6	# Placements During Quarter: 6	# Children in Care On Last Day: 6
	Avg Performance All CCIs (%)	Provider Performance (%)*	Possible Points (Weight)	Provider Points Earned
OPM Monitoring Reviews				
Annual Comprehensive Reviews	90%	72%	25	18.08
Safety Reviews	96%	99%	15	14.79
Monitoring Sub-Total			40	32.87
CCI Safety Outcomes				
Incidence of Maltreatment	0.15%	No Substantiated Reports	10	10.00
Staff Training	78%	0%	4	0.00
Safety Sub-Total			14	10.00
CCI Permanency Outcomes				
Placement Stability	91%	100%	15	15.00
Sibling Contacts	9%	0%	5	0.00
Permanency Sub-Total			20	15.00
CCI Well-Being Outcomes				
EPSDT Medical Visits	91%	100%	4	4.00
EPSDT Dental Visits	87%	100%	4	4.00
Academic Supports	82%	100%	4	4.00
Provider ECEM Visits	82%	85%	7	5.95
Provider General Contacts	80%	86%	7	6.02
Well-Being Sub-Total			26	23.97
*Performance calculation descriptions can be found in the FY 2016 RBWO PBP Measurements and Standards Guide.				

Monitoring & Outcomes: Possible Points = 100	Points Earned = 81.84
Score Before Incentives Credit	81.84%
Incentives Awarded	10.00 pts
PBP Verification	N/A pts
Total Score	91.84%

Provider/Program Name: Families First - Gwindale Girls Group Home (640) - CCI
--



DHS, DFCS, Office of Provider Management
Performance-Based Placement Measures
RBWO Provider GA+SCORECARD - CCI



Report Quarter: Q3 FY2016

Program Census Information:		# Children in Care During Quarter: 6	# Placements During Quarter: 6	# Children in Care On Last Day: 6
CCI Incentive Credits	Avg Performance All CCIs (Points)	Provider Performance (%)*	Possible Points (Weight)	Provider Points Earned
Early EPSDT Medical Visits		100%	2	2.00
Early EPSDT Dental Visits		100%	2	2.00
Permanency Contacts		0%	5	0.00
Additional Academic Supports		33%	2	0.66
Active Agency Accreditation		50%	4	2.00
Staff Clinical Licensure		0%	5	0.00
Behavior Management (threshold = 0)		100%	4	4.00
Incentives Total	7.67		24	10.66
Maximum total combined incentive credit allowed is 10 points.			Incentives Awarded	10.00

*Performance calculation descriptions can be found in the FY 2016 RBWO PBP Measurements and Standards Guide.

Child Protective Services Investigations and Dispositions		
The following investigations data, which is not used for scoring but is considered significant to a provider's performance, is from Georgia SHINES and is not considered final or complete until the end of the fiscal year.		
Total Reports:	0	
Number Screened In:	0	
Number Screened Out:	0	
Number Substantiated:	0	
Number Unsubstantiated:	0	
Number Active CPS Investigations:	0	



DHS, DFCS, Office of Provider Management
Performance-Based Placement Measures
RBWO Provider GA+SCORECARD - CCI
Report Quarter: Q3 FY2016



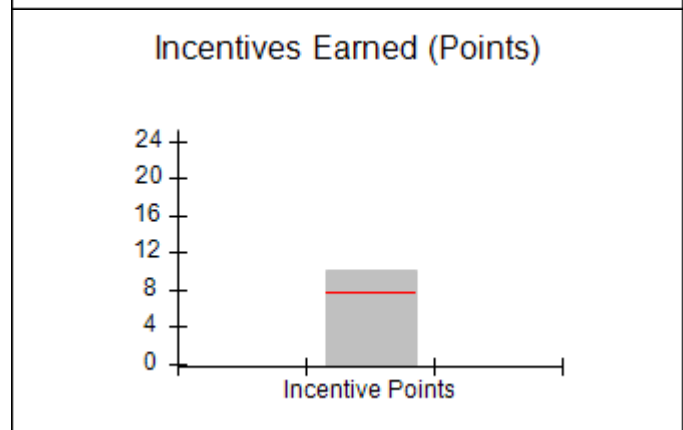
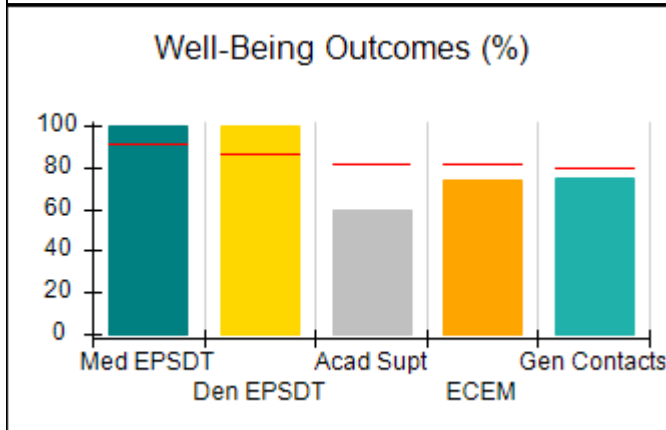
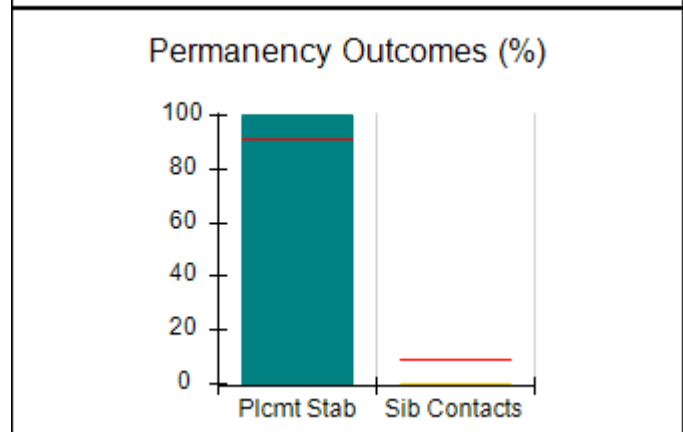
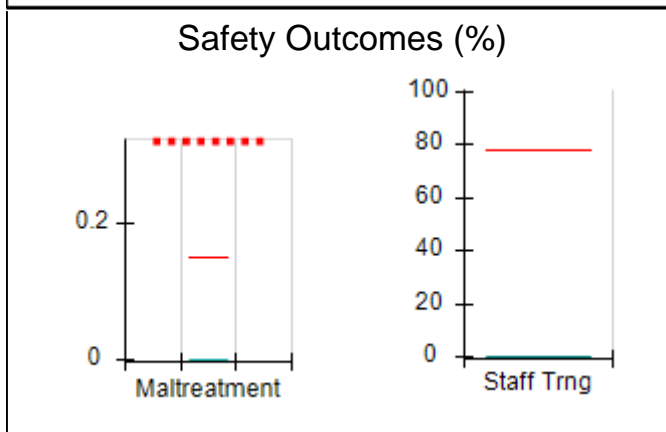
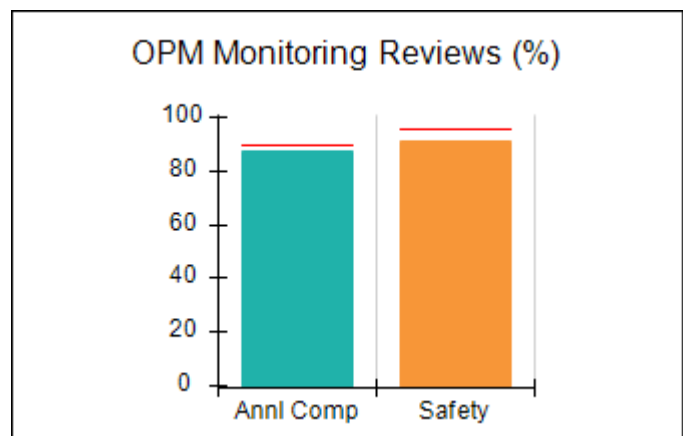
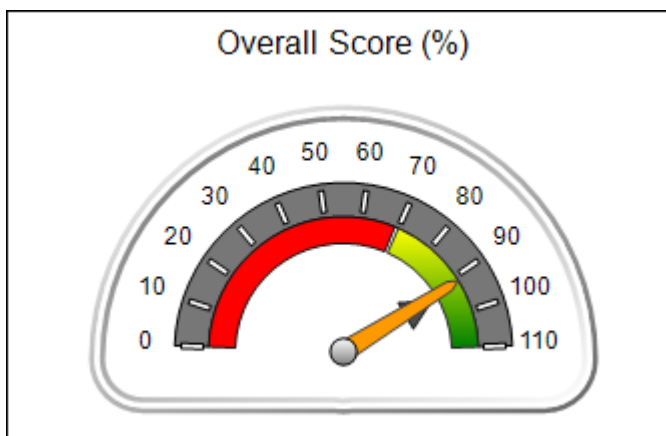
Provider/Program Name: Families First - Second Chance Home (642) - CCI

2625 Jerome Rd., College Park, GA 30349 Phone: 404-254-4182 Vendor ID# 35339	Quarterly Scores (Grades)		Current Quarter Score (Grade)
	Q1: 81.04 (B-)	Q2: 84.71 (B)	91.43% (A-)
	Q3: 91.43 (A-)	Q4: 78.69 (C+)	
Program Census Information:	# Children in Care During Quarter: 8	# Placements During Quarter: 8	# Children in Care On Last Day: 5

Quarterly Provider Comparisons to All CCIs

■■■■■■■■ indicates MalTx Threshold

▼ ————— indicates average for all CCIs





DHS, DFCS, Office of Provider Management
Performance-Based Placement Measures
RBWO Provider GA+SCORECARD - CCI
Report Quarter: Q3 FY2016



Provider/Program Name: Families First - Second Chance Home (642) - CCI				
2625 Jerome Rd., College Park, GA 30349		Quarterly Scores (Grades)		Current Quarter Score (Grade)
Phone: 404-254-4182		Q1: 81.04 (B-)	Q2: 84.71 (B)	91.43% (A-)
Vendor ID# 35339		Q3: 91.43 (A-)	Q4: 78.69 (C+)	
Program Census Information:		# Children in Care During Quarter: 8	# Placements During Quarter: 8	# Children in Care On Last Day: 5
	Avg Performance All CCIs (%)	Provider Performance (%)*	Possible Points (Weight)	Provider Points Earned
OPM Monitoring Reviews				
Annual Comprehensive Reviews	90%	88%	25	21.89
Safety Reviews	96%	91%	15	13.71
Monitoring Sub-Total			40	35.60
CCI Safety Outcomes				
Incidence of Maltreatment	0.15%	No Substantiated Reports	10	10.00
Staff Training	78%	0%	4	0.00
Safety Sub-Total			14	10.00
CCI Permanency Outcomes				
Placement Stability	91%	100%	15	15.00
Sibling Contacts	9%	0%	5	0.00
Permanency Sub-Total			20	15.00
CCI Well-Being Outcomes				
EPSDT Medical Visits	91%	100%	4	4.00
EPSDT Dental Visits	87%	100%	4	4.00
Academic Supports	82%	60%	4	2.40
Provider ECEM Visits	82%	74%	7	5.18
Provider General Contacts	80%	75%	7	5.25
Well-Being Sub-Total			26	20.83
*Performance calculation descriptions can be found in the FY 2016 RBWO PBP Measurements and Standards Guide.				

Monitoring & Outcomes: Possible Points = 100	Points Earned = 81.43
Score Before Incentives Credit	81.43%
Incentives Awarded	10.00 pts
PBP Verification	N/A pts
Total Score	91.43%

Provider/Program Name: Families First - Second Chance Home (642) - CCI



DHS, DFCS, Office of Provider Management
Performance-Based Placement Measures
RBWO Provider GA+SCORECARD - CCI



Report Quarter: Q3 FY2016

Program Census Information:		# Children in Care During Quarter: 8	# Placements During Quarter: 8	# Children in Care On Last Day: 5
CCI Incentive Credits	Avg Performance All CCIs (Points)	Provider Performance (%)*	Possible Points (Weight)	Provider Points Earned
Early EPSDT Medical Visits		100%	2	2.00
Early EPSDT Dental Visits		100%	2	2.00
Permanency Contacts		0%	5	0.00
Additional Academic Supports		0%	2	0.00
Active Agency Accreditation		50%	4	2.00
Staff Clinical Licensure		0%	5	0.00
Behavior Management (threshold = 0)		100%	4	4.00
Incentives Total	7.67		24	10.00
Maximum total combined incentive credit allowed is 10 points.			Incentives Awarded	10.00

*Performance calculation descriptions can be found in the FY 2016 RBWO PBP Measurements and Standards Guide.

Child Protective Services Investigations and Dispositions

The following investigations data, which is not used for scoring but is considered significant to a provider's performance, is from Georgia SHINES and is not considered final or complete until the end of the fiscal year.

Total Reports:	0
Number Screened In:	0
Number Screened Out:	0
Number Substantiated:	0
Number Unsubstantiated:	0
Number Active CPS Investigations:	0



DHS, DFCS, Office of Provider Management
Performance-Based Placement Measures
RBWO Provider GA+SCORECARD - CCI



Report Quarter: Q3 FY2016

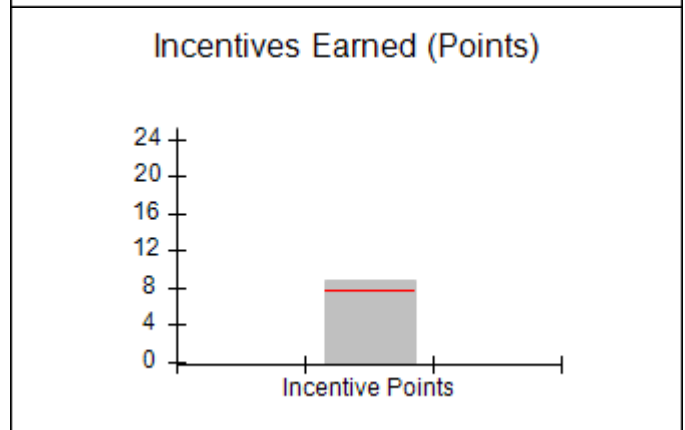
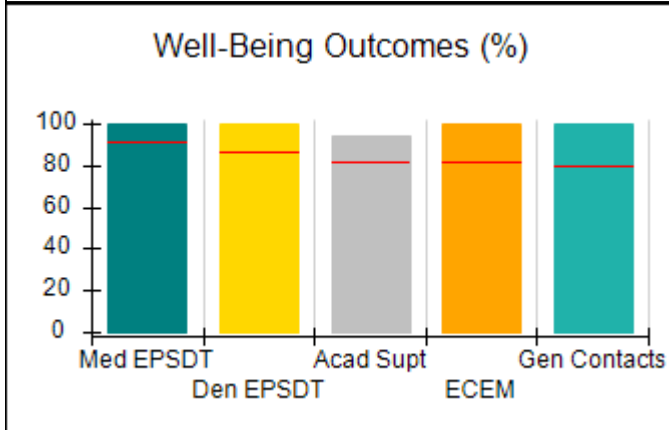
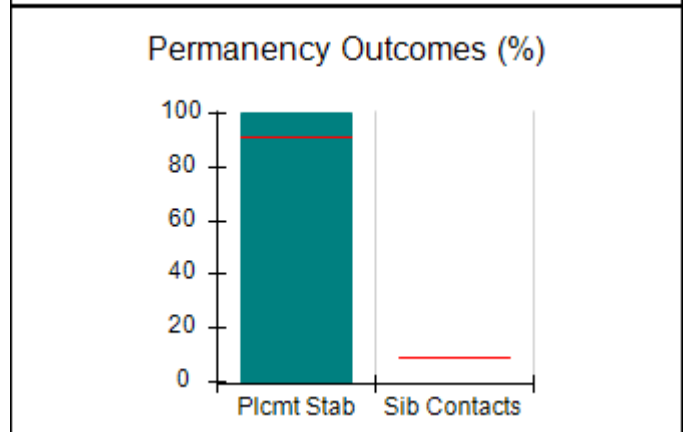
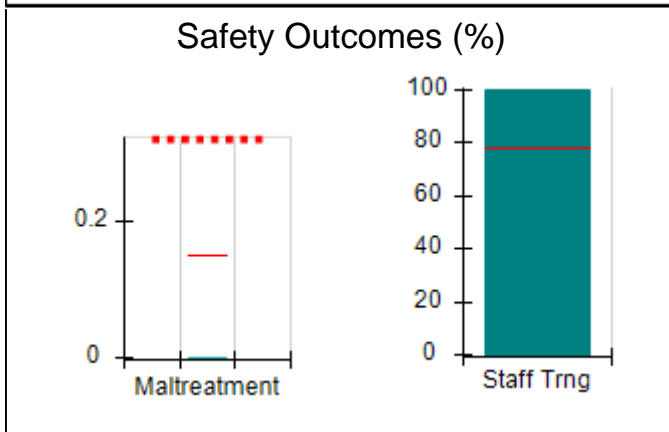
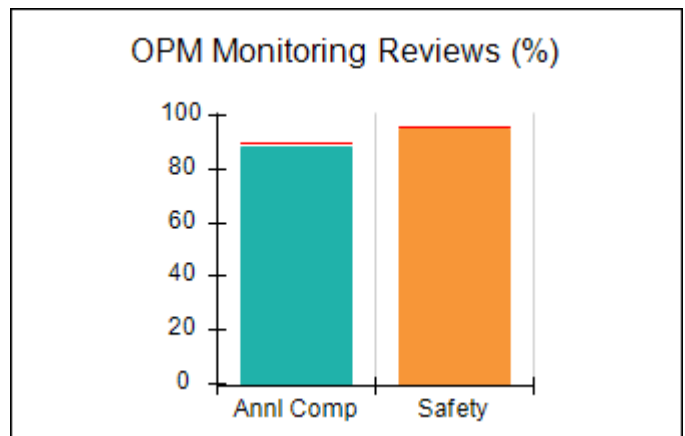
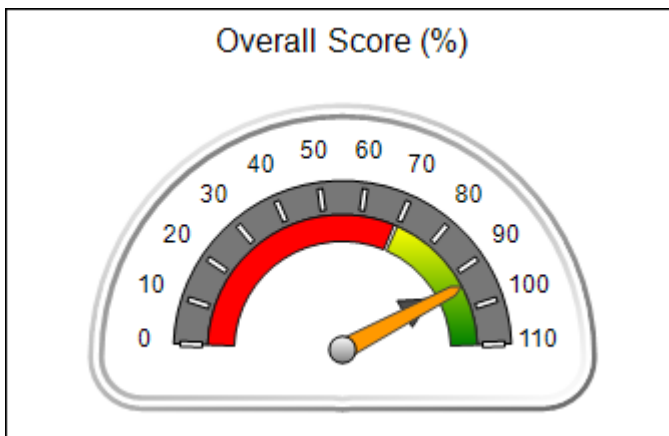
Provider/Program Name: Family Choices - (5153) - CCI

6345 Queens Road, Douglasville, GA 30135 Phone: 404-474-2064 Vendor ID# 54024	Quarterly Scores (Grades)		Current Quarter Score (Grade)
	Q1: 101.19 (A+)	Q2: 104.03 (A+)	93.80% (A-)
	Q3: 93.80 (A-)	Q4: 94.02 (A)	
Program Census Information:	# Children in Care During Quarter: 7	# Placements During Quarter: 7	# Children in Care On Last Day: 6

Quarterly Provider Comparisons to All CCIs

■■■■■■■■ indicates MalTx Threshold

▼ ————— indicates average for all CCIs





DHS, DFCS, Office of Provider Management
Performance-Based Placement Measures
RBWO Provider GA+SCORECARD - CCI
Report Quarter: Q3 FY2016



Provider/Program Name: Family Choices - (5153) - CCI

6345 Queens Road, Douglasville, GA 30135 Phone: 404-474-2064 Vendor ID# 54024	Quarterly Scores (Grades)		Current Quarter Score (Grade)
	Q1: 101.19 (A+)	Q2: 104.03 (A+)	93.80% (A-)
	Q3: 93.80 (A-)	Q4: 94.02 (A)	

Program Census Information:	# Children in Care During Quarter: 7	# Placements During Quarter: 7	# Children in Care On Last Day: 6
-----------------------------	--------------------------------------	--------------------------------	-----------------------------------

	Avg Performance All CCIs (%)	Provider Performance (%)*	Possible Points (Weight)	Provider Points Earned
--	-------------------------------------	----------------------------------	---------------------------------	-------------------------------

OPM Monitoring Reviews

Annual Comprehensive Reviews	90%	88%	25	22.00
Safety Reviews	96%	95%	15	14.22
Monitoring Sub-Total			40	36.22

CCI Safety Outcomes

Incidence of Maltreatment	0.15%	No Substantiated Reports	10	10.00
Staff Training	78%	100%	4	4.00
Safety Sub-Total			14	14.00

CCI Permanency Outcomes

Placement Stability	91%	100%	20	20.00
Sibling Contacts	9%	None Planned		
Permanency Sub-Total			20	20.00

CCI Well-Being Outcomes

EPSDT Medical Visits	91%	100%	4	4.00
EPSDT Dental Visits	87%	100%	4	4.00
Academic Supports	82%	94%	4	3.76
Provider ECEM Visits	82%	100%	7	7.00
Provider General Contacts	80%	100%	7	7.00
Well-Being Sub-Total			26	25.76

*Performance calculation descriptions can be found in the FY 2016 RBWO PBP Measurements and Standards Guide.

Monitoring & Outcomes: Possible Points = 100	Points Earned = 95.98
Score Before Incentives Credit	95.98%
Incentives Awarded	8.82 pts
PBP Verification	-11.00 pts
Total Score	93.80%

Provider/Program Name: Family Choices - (5153) - CCI



DHS, DFCS, Office of Provider Management
Performance-Based Placement Measures
RBWO Provider GA+SCORECARD - CCI



Report Quarter: Q3 FY2016

Program Census Information:		# Children in Care During Quarter: 7	# Placements During Quarter: 7	# Children in Care On Last Day: 6
CCI Incentive Credits	Avg Performance All CCIs (Points)	Provider Performance (%)*	Possible Points (Weight)	Provider Points Earned
Early EPSDT Medical Visits		100%	2	2.00
Early EPSDT Dental Visits		100%	2	2.00
Permanency Contacts		None Planned	5	
Additional Academic Supports		41%	2	0.82
Active Agency Accreditation		0%	4	0.00
Staff Clinical Licensure		0%	5	0.00
Behavior Management (threshold = 0)		100%	4	4.00
Incentives Total	7.67		24	8.82
Maximum total combined incentive credit allowed is 10 points.			Incentives Awarded	8.82

*Performance calculation descriptions can be found in the FY 2016 RBWO PBP Measurements and Standards Guide.

Child Protective Services Investigations and Dispositions		
The following investigations data, which is not used for scoring but is considered significant to a provider's performance, is from Georgia SHINES and is not considered final or complete until the end of the fiscal year.		
Total Reports:	0	
Number Screened In:	0	
Number Screened Out:	0	
Number Substantiated:	0	
Number Unsubstantiated:	0	
Number Active CPS Investigations:	0	



DHS, DFCS, Office of Provider Management
Performance-Based Placement Measures
RBWO Provider GA+SCORECARD - CCI



Report Quarter: Q3 FY2016

Provider/Program Name: Family Crisis Center of Walker, Dade, Catoosa, Chattooga Counties - The Cottage (645) - CCI

467 Long Hollow Rd., Rock Spring, GA 30739

Phone: 706-375-9060

Vendor ID# 35341

Quarterly Scores (Grades)

Current Quarter Score (Grade)

Q1: 98.74 (A+)

Q2: 98.39 (A+)

105.11%

Q3: 105.11 (A+)

Q4: 93.41 (A-)

(A+)

Program Census Information:

Children in Care During Quarter: 20

Placements During Quarter: 20

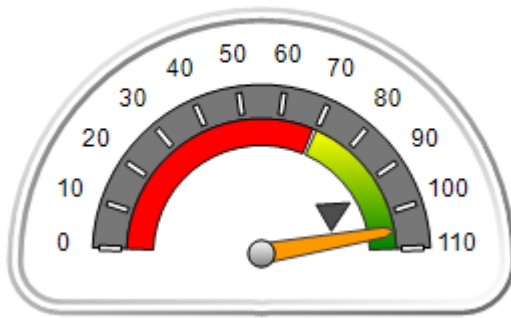
Children in Care On Last Day: 14

Quarterly Provider Comparisons to All CCIs

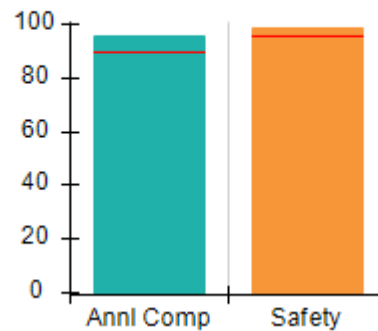
■■■■■■■■ indicates MalTx Threshold

▼ indicates average for all CCIs

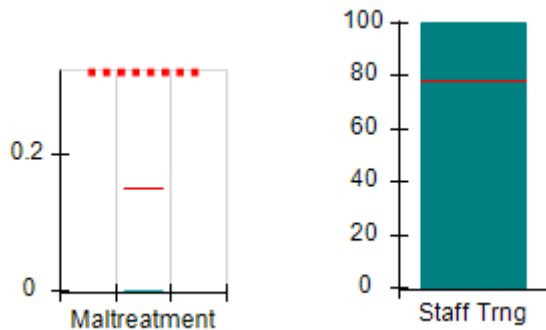
Overall Score (%)



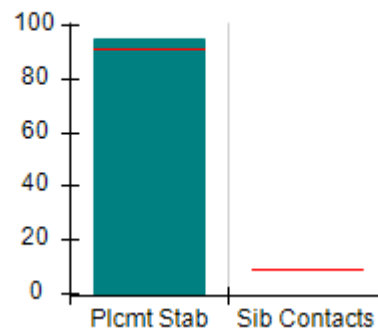
OPM Monitoring Reviews (%)



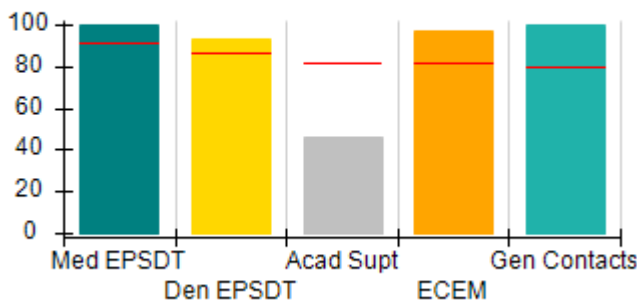
Safety Outcomes (%)



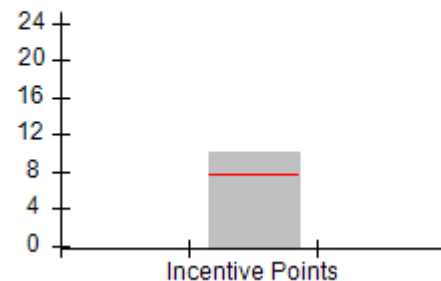
Permanency Outcomes (%)



Well-Being Outcomes (%)



Incentives Earned (Points)





DHS, DFCS, Office of Provider Management
Performance-Based Placement Measures
RBWO Provider GA+SCORECARD - CCI



Report Quarter: Q3 FY2016

Provider/Program Name: Family Crisis Center of Walker, Dade, Catoosa, Chattooga Counties - The Cottage (645) - CCI				
467 Long Hollow Rd., Rock Spring, GA 30739		Quarterly Scores (Grades)		Current Quarter Score (Grade)
Phone: 706-375-9060		Q1: 98.74 (A+)	Q2: 98.39 (A+)	105.11%
Vendor ID# 35341		Q3: 105.11 (A+)	Q4: 93.41 (A-)	(A+)
Program Census Information:		# Children in Care During Quarter: 20	# Placements During Quarter: 20	# Children in Care On Last Day: 14
	Avg Performance All CCIs (%)	Provider Performance (%)*	Possible Points (Weight)	Provider Points Earned
OPM Monitoring Reviews				
Annual Comprehensive Reviews	90%	96%	25	23.92
Safety Reviews	96%	99%	15	14.84
Monitoring Sub-Total			40	38.76
CCI Safety Outcomes				
Incidence of Maltreatment	0.15%	No Substantiated Reports	10	10.00
Staff Training	78%	100%	4	4.00
Safety Sub-Total			14	14.00
CCI Permanency Outcomes				
Placement Stability	91%	95%	20	19.00
Sibling Contacts	9%	None Planned		
Permanency Sub-Total			20	19.00
CCI Well-Being Outcomes				
EPSDT Medical Visits	91%	100%	4	4.00
EPSDT Dental Visits	87%	93%	4	3.72
Academic Supports	82%	46%	4	1.84
Provider ECEM Visits	82%	97%	7	6.79
Provider General Contacts	80%	100%	7	7.00
Well-Being Sub-Total			26	23.35
*Performance calculation descriptions can be found in the FY 2016 RBWO PBP Measurements and Standards Guide.				

Monitoring & Outcomes: Possible Points = 100		Points Earned = 95.11	
Score Before Incentives Credit			95.11%
Incentives Awarded			10.00 pts
PBP Verification			N/A pts
Total Score			105.11%

Provider/Program Name: Family Crisis Center of Walker, Dade, Catoosa, Chattooga Counties - The Cottage (645) - CCI



DHS, DFCS, Office of Provider Management
Performance-Based Placement Measures
RBWO Provider GA+SCORECARD - CCI



Report Quarter: Q3 FY2016

Program Census Information:		# Children in Care During Quarter: 20	# Placements During Quarter: 20	# Children in Care On Last Day: 14
CCI Incentive Credits	Avg Performance All CCIs (Points)	Provider Performance (%)*	Possible Points (Weight)	Provider Points Earned
Early EPSDT Medical Visits		100%	2	2.00
Early EPSDT Dental Visits		91%	2	1.82
Permanency Contacts		32%	5	1.60
Additional Academic Supports		29%	2	0.58
Active Agency Accreditation		0%	4	0.00
Staff Clinical Licensure		0%	5	0.00
Behavior Management (threshold = 0)		100%	4	4.00
Incentives Total	7.67		24	10.00
Maximum total combined incentive credit allowed is 10 points.			Incentives Awarded	10.00

*Performance calculation descriptions can be found in the FY 2016 RBWO PBP Measurements and Standards Guide.

Child Protective Services Investigations and Dispositions

The following investigations data, which is not used for scoring but is considered significant to a provider's performance, is from Georgia SHINES and is not considered final or complete until the end of the fiscal year.

Total Reports:	1
Number Screened In:	0
Number Screened Out:	1
Number Substantiated:	0
Number Unsubstantiated:	0
Number Active CPS Investigations:	0



DHS, DFCS, Office of Provider Management
Performance-Based Placement Measures
RBWO Provider GA+SCORECARD - CCI



Report Quarter: Q3 FY2016

Provider/Program Name: Family Support Council - Oak Haven Second Chance Home (646) - CCI

216 Fort Hill Terr., Dalton, GA 30720

Phone: 706-259-4550

Vendor ID# 35343

Quarterly Scores (Grades)

Current Quarter Score (Grade)

Q1: 96.67 (A)

Q2: 90.37 (A-)

84.00%

Q3: 84.00 (B-)

Q4: 87.57 (B+)

(B-)

Program Census Information:

Children in Care During
Quarter: 11

Placements During
Quarter: 11

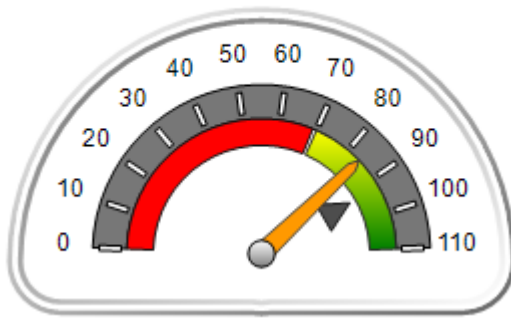
Children in Care On Last
Day: 9

Quarterly Provider Comparisons to All CCIs

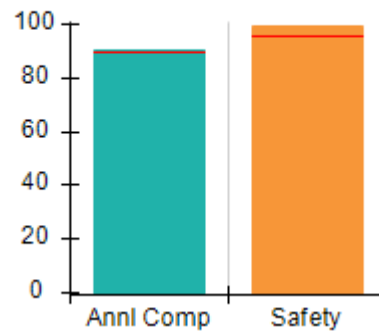
■■■■■■■■ indicates MalTx Threshold

▼ ————— indicates average for all CCIs

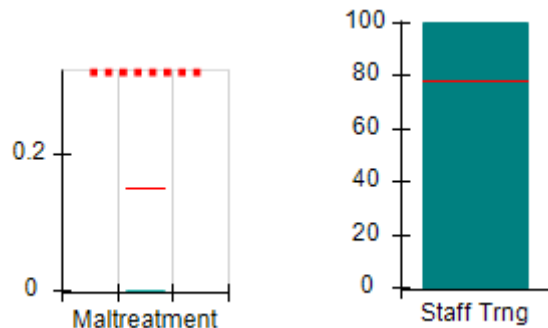
Overall Score (%)



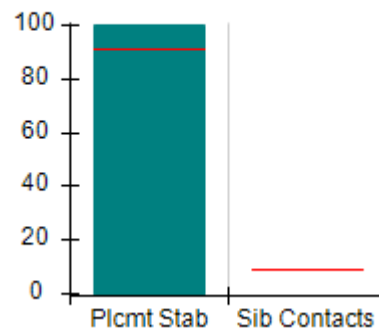
OPM Monitoring Reviews (%)



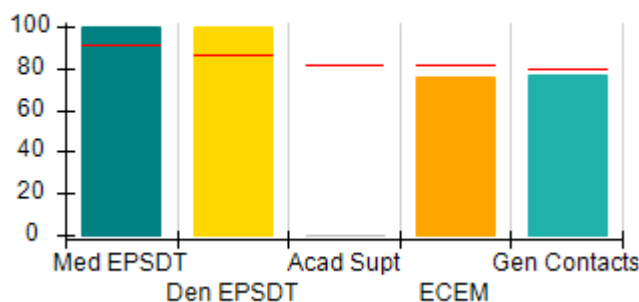
Safety Outcomes (%)



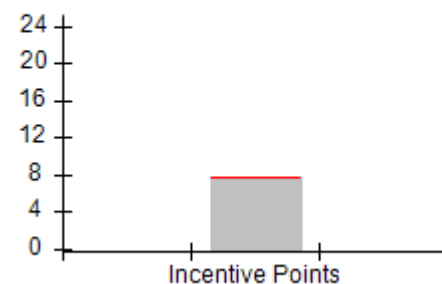
Permanency Outcomes (%)



Well-Being Outcomes (%)



Incentives Earned (Points)





DHS, DFCS, Office of Provider Management
Performance-Based Placement Measures
RBWO Provider GA+SCORECARD - CCI



Report Quarter: Q3 FY2016

Provider/Program Name: Family Support Council - Oak Haven Second Chance Home (646) - CCI				
216 Fort Hill Terr., Dalton, GA 30720		Quarterly Scores (Grades)		Current Quarter Score (Grade)
Phone: 706-259-4550		Q1: 96.67 (A)	Q2: 90.37 (A-)	84.00%
Vendor ID# 35343		Q3: 84.00 (B-)	Q4: 87.57 (B+)	(B-)
Program Census Information:		# Children in Care During Quarter: 11	# Placements During Quarter: 11	# Children in Care On Last Day: 9
	Avg Performance All CCIs (%)	Provider Performance (%)*	Possible Points (Weight)	Provider Points Earned
OPM Monitoring Reviews				
Annual Comprehensive Reviews	90%	91%	25	22.67
Safety Reviews	96%	100%	15	14.96
Monitoring Sub-Total			40	37.63
CCI Safety Outcomes				
Incidence of Maltreatment	0.15%	No Substantiated Reports	10	10.00
Staff Training	78%	100%	4	4.00
Safety Sub-Total			14	14.00
CCI Permanency Outcomes				
Placement Stability	91%	100%	20	20.00
Sibling Contacts	9%	None Planned		
Permanency Sub-Total			20	20.00
CCI Well-Being Outcomes				
EPSDT Medical Visits	91%	100%	4	4.00
EPSDT Dental Visits	87%	100%	4	4.00
Academic Supports	82%	0%	4	0.00
Provider ECEM Visits	82%	76%	7	5.32
Provider General Contacts	80%	77%	7	5.39
Well-Being Sub-Total			26	18.71
*Performance calculation descriptions can be found in the FY 2016 RBWO PBP Measurements and Standards Guide.				

Monitoring & Outcomes: Possible Points = 100	Points Earned = 90.34
Score Before Incentives Credit	90.34%
Incentives Awarded	7.66 pts
PBP Verification	-14.00 pts
Total Score	84.00%

Provider/Program Name: Family Support Council - Oak Haven Second Chance Home (646) - CCI



DHS, DFCS, Office of Provider Management
Performance-Based Placement Measures
RBWO Provider GA+SCORECARD - CCI



Report Quarter: Q3 FY2016

Program Census Information:		# Children in Care During Quarter: 11	# Placements During Quarter: 11	# Children in Care On Last Day: 9
CCI Incentive Credits	Avg Performance All CCIs (Points)	Provider Performance (%)*	Possible Points (Weight)	Provider Points Earned
Early EPSDT Medical Visits		83%	2	1.66
Early EPSDT Dental Visits		100%	2	2.00
Permanency Contacts		0%	5	0.00
Additional Academic Supports		0%	2	0.00
Active Agency Accreditation		0%	4	0.00
Staff Clinical Licensure		0%	5	0.00
Behavior Management (threshold = 0)		100%	4	4.00
Incentives Total	7.67		24	7.66
Maximum total combined incentive credit allowed is 10 points.			Incentives Awarded	7.66

*Performance calculation descriptions can be found in the FY 2016 RBWO PBP Measurements and Standards Guide.

Child Protective Services Investigations and Dispositions		
The following investigations data, which is not used for scoring but is considered significant to a provider's performance, is from Georgia SHINES and is not considered final or complete until the end of the fiscal year.		
Total Reports:	0	
Number Screened In:	0	
Number Screened Out:	0	
Number Substantiated:	0	
Number Unsubstantiated:	0	
Number Active CPS Investigations:	0	



DHS, DFCS, Office of Provider Management
Performance-Based Placement Measures
RBWO Provider GA+SCORECARD - CCI
Report Quarter: Q3 FY2016



Provider/Program Name: Foundation Group Home, Inc. - CCI (992) - CCI

827 Tallapoosa Street, Bremen, GA 30110

Phone: 770-537-0700

Vendor ID# 44184

Quarterly Scores (Grades)

Q1: 66.94 (D)

Q2: 74.59 (C)

Q3: 77.69 (C+)

Q4: 96.74 (A)

Current Quarter Score (Grade)

77.69%

(C+)

Program Census Information:

Children in Care During Quarter: 18

Placements During Quarter: 18

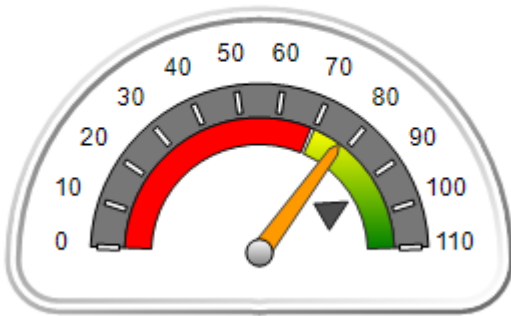
Children in Care On Last Day: 8

Quarterly Provider Comparisons to All CCIs

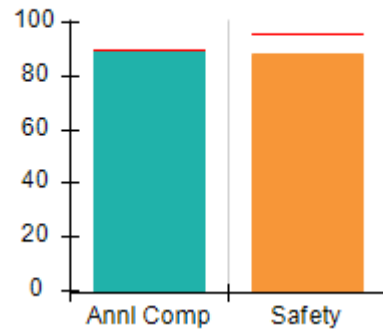
■■■■■■■■ indicates MalTx Threshold

▼ ————— indicates average for all CCIs

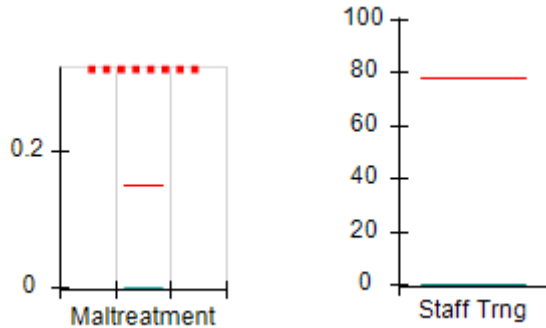
Overall Score (%)



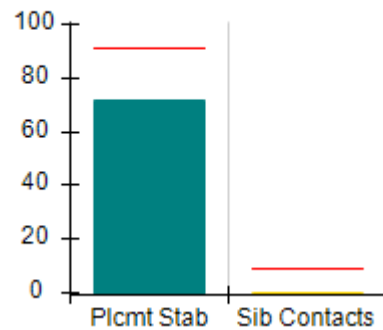
OPM Monitoring Reviews (%)



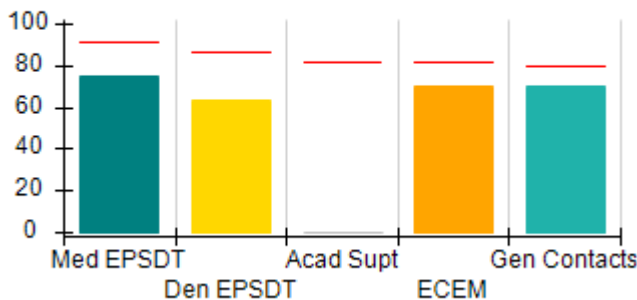
Safety Outcomes (%)



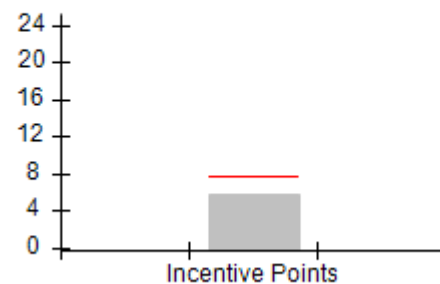
Permanency Outcomes (%)



Well-Being Outcomes (%)



Incentives Earned (Points)





DHS, DFCS, Office of Provider Management
Performance-Based Placement Measures
RBWO Provider GA+SCORECARD - CCI
Report Quarter: Q3 FY2016



Provider/Program Name: Foundation Group Home, Inc. - CCI (992) - CCI

827 Tallapoosa Street, Bremen, GA 30110 Phone: 770-537-0700 Vendor ID# 44184	Quarterly Scores (Grades)		Current Quarter Score (Grade)
	Q1: 66.94 (D)	Q2: 74.59 (C)	77.69%
	Q3: 77.69 (C+)	Q4: 96.74 (A)	(C+)

Program Census Information:	# Children in Care During Quarter: 18	# Placements During Quarter: 18	# Children in Care On Last Day: 8
-----------------------------	---------------------------------------	---------------------------------	-----------------------------------

	Avg Performance All CCIs (%)	Provider Performance (%)*	Possible Points (Weight)	Provider Points Earned
--	-------------------------------------	----------------------------------	---------------------------------	-------------------------------

OPM Monitoring Reviews

Annual Comprehensive Reviews	90%	90%	25	22.50
Safety Reviews	96%	88%	15	13.26
Monitoring Sub-Total			40	35.76

CCI Safety Outcomes

Incidence of Maltreatment	0.15%	No Substantiated Reports	10	10.00
Staff Training	78%	0%	4	0.00
Safety Sub-Total			14	10.00

CCI Permanency Outcomes

Placement Stability	91%	72%	15	10.80
Sibling Contacts	9%	0%	5	0.00
Permanency Sub-Total			20	10.80

CCI Well-Being Outcomes

EPSDT Medical Visits	91%	75%	4	3.00
EPSDT Dental Visits	87%	63%	4	2.52
Academic Supports	82%	0%	4	0.00
Provider ECEM Visits	82%	70%	7	4.90
Provider General Contacts	80%	70%	7	4.90
Well-Being Sub-Total			26	15.32

*Performance calculation descriptions can be found in the FY 2016 RBWO PBP Measurements and Standards Guide.

Monitoring & Outcomes: Possible Points = 100		Points Earned = 71.88	
Score Before Incentives Credit		71.88%	
Incentives Awarded		5.81 pts	
PBP Verification		0.00 pts	
Total Score		77.69%	

Provider/Program Name: Foundation Group Home, Inc. - CCI (992) - CCI



DHS, DFCS, Office of Provider Management
Performance-Based Placement Measures
RBWO Provider GA+SCORECARD - CCI



Report Quarter: Q3 FY2016

Program Census Information:		# Children in Care During Quarter: 18	# Placements During Quarter: 18	# Children in Care On Last Day: 8
CCI Incentive Credits	Avg Performance All CCIs (Points)	Provider Performance (%)*	Possible Points (Weight)	Provider Points Earned
Early EPSDT Medical Visits		33%	2	0.66
Early EPSDT Dental Visits		40%	2	0.80
Permanency Contacts		7%	5	0.35
Additional Academic Supports		0%	2	0.00
Active Agency Accreditation		0%	4	0.00
Staff Clinical Licensure		0%	5	0.00
Behavior Management (threshold = 0)		100%	4	4.00
Incentives Total	7.67		24	5.81
Maximum total combined incentive credit allowed is 10 points.			Incentives Awarded	5.81

*Performance calculation descriptions can be found in the FY 2016 RBWO PBP Measurements and Standards Guide.

Child Protective Services Investigations and Dispositions		
The following investigations data, which is not used for scoring but is considered significant to a provider's performance, is from Georgia SHINES and is not considered final or complete until the end of the fiscal year.		
Total Reports:	0	
Number Screened In:	0	
Number Screened Out:	0	
Number Substantiated:	0	
Number Unsubstantiated:	0	
Number Active CPS Investigations:	0	



DHS, DFCS, Office of Provider Management
Performance-Based Placement Measures
RBWO Provider GA+SCORECARD - CCI



Report Quarter: Q3 FY2016

Provider/Program Name: Genesis House for Homeless, Inc. - (654) - CCI

2107 Hwy 41 North, Perry, GA 31069

Phone: 478-987-7466

Vendor ID# 35355

Quarterly Scores (Grades)

Q1: 98.48 (A+)

Q2: 98.09 (A+)

Q3: 96.23 (A)

Q4: 90.47 (A-)

Current Quarter Score (Grade)

96.23%

(A)

Program Census Information:

Children in Care During Quarter: 10

Placements During Quarter: 10

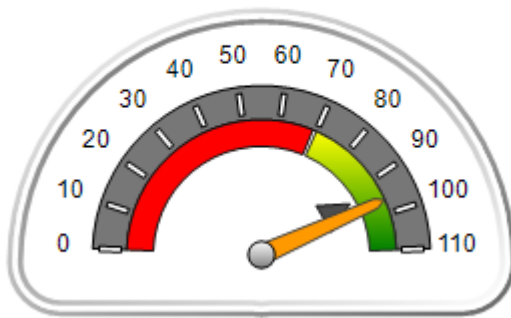
Children in Care On Last Day: 10

Quarterly Provider Comparisons to All CCIs

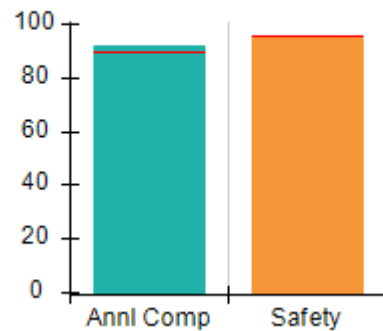
■■■■■■■■ indicates MalTx Threshold

▼ indicates average for all CCIs

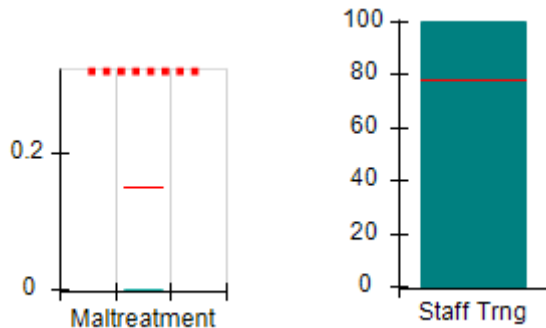
Overall Score (%)



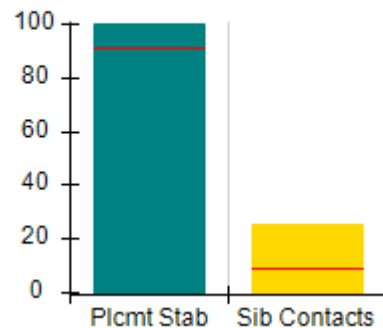
OPM Monitoring Reviews (%)



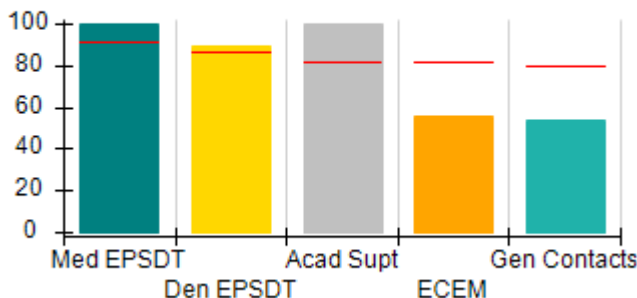
Safety Outcomes (%)



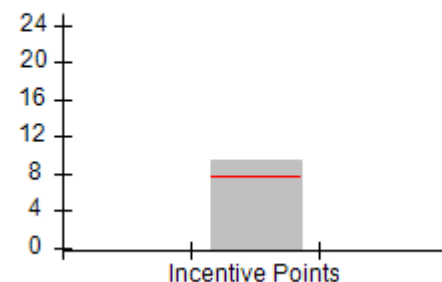
Permanency Outcomes (%)



Well-Being Outcomes (%)



Incentives Earned (Points)





DHS, DFCS, Office of Provider Management
Performance-Based Placement Measures
RBWO Provider GA+SCORECARD - CCI
Report Quarter: Q3 FY2016



Provider/Program Name: Genesis House for Homeless, Inc. - (654) - CCI

2107 Hwy 41 North, Perry, GA 31069 Phone: 478-987-7466 Vendor ID# 35355	Quarterly Scores (Grades)		Current Quarter Score (Grade)
	Q1: 98.48 (A+)	Q2: 98.09 (A+)	96.23%
	Q3: 96.23 (A)	Q4: 90.47 (A-)	(A)

Program Census Information:	# Children in Care During Quarter: 10	# Placements During Quarter: 10	# Children in Care On Last Day: 10
------------------------------------	--	--	---

	Avg Performance All CCIs (%)	Provider Performance (%)*	Possible Points (Weight)	Provider Points Earned
--	-------------------------------------	----------------------------------	---------------------------------	-------------------------------

OPM Monitoring Reviews

Annual Comprehensive Reviews	90%	92%	25	23.08
Safety Reviews	96%	95%	15	14.21
Monitoring Sub-Total			40	37.30

CCI Safety Outcomes

Incidence of Maltreatment	0.15%	No Substantiated Reports	10	10.00
Staff Training	78%	100%	4	4.00
Safety Sub-Total			14	14.00

CCI Permanency Outcomes

Placement Stability	91%	100%	15	15.00
Sibling Contacts	9%	25%	5	1.25
Permanency Sub-Total			20	16.25

CCI Well-Being Outcomes

EPSDT Medical Visits	91%	100%	4	4.00
EPSDT Dental Visits	87%	89%	4	3.56
Academic Supports	82%	100%	4	4.00
Provider ECEM Visits	82%	56%	7	3.92
Provider General Contacts	80%	54%	7	3.78
Well-Being Sub-Total			26	19.26

*Performance calculation descriptions can be found in the FY 2016 RBWO PBP Measurements and Standards Guide.

Monitoring & Outcomes: Possible Points = 100		Points Earned = 86.81	
Score Before Incentives Credit		86.81%	
Incentives Awarded		9.42 pts	
PBP Verification		0.00 pts	
Total Score		96.23%	

Provider/Program Name: Genesis House for Homeless, Inc. - (654) - CCI



DHS, DFCS, Office of Provider Management
Performance-Based Placement Measures
RBWO Provider GA+SCORECARD - CCI



Report Quarter: Q3 FY2016

Program Census Information:		# Children in Care During Quarter: 10	# Placements During Quarter: 10	# Children in Care On Last Day: 10
CCI Incentive Credits	Avg Performance All CCIs (Points)	Provider Performance (%)*	Possible Points (Weight)	Provider Points Earned
Early EPSDT Medical Visits		100%	2	2.00
Early EPSDT Dental Visits		71%	2	1.42
Permanency Contacts		0%	5	0.00
Additional Academic Supports		100%	2	2.00
Active Agency Accreditation		0%	4	0.00
Staff Clinical Licensure		0%	5	0.00
Behavior Management (threshold = 0)		100%	4	4.00
Incentives Total	7.67		24	9.42
Maximum total combined incentive credit allowed is 10 points.			Incentives Awarded	9.42
*Performance calculation descriptions can be found in the FY 2016 RBWO PBP Measurements and Standards Guide.				

Child Protective Services Investigations and Dispositions		
The following investigations data, which is not used for scoring but is considered significant to a provider's performance, is from Georgia SHINES and is not considered final or complete until the end of the fiscal year.		
Total Reports:	0	
Number Screened In:	0	
Number Screened Out:	0	
Number Substantiated:	0	
Number Unsubstantiated:	0	
Number Active CPS Investigations:	0	



DHS, DFCS, Office of Provider Management
Performance-Based Placement Measures
RBWO Provider GA+SCORECARD - CCI



Report Quarter: Q3 FY2016

Provider/Program Name: Georgia Baptist Children's Home & Family Ministries - Alice's House (663) - CCI

624 Folds Rd., Carrollton, GA 30117

Phone: 770-834-1116

Vendor ID# 35358

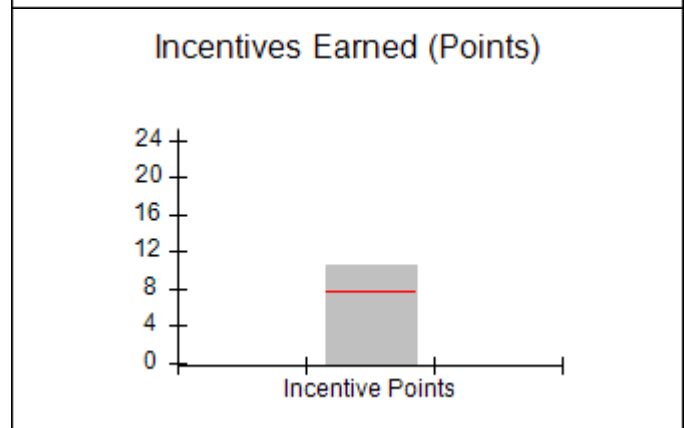
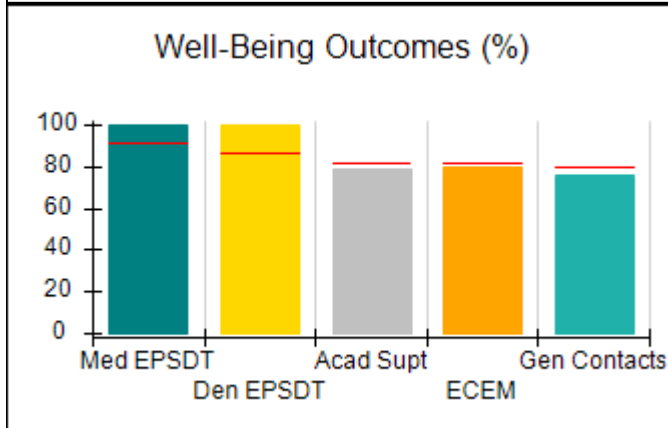
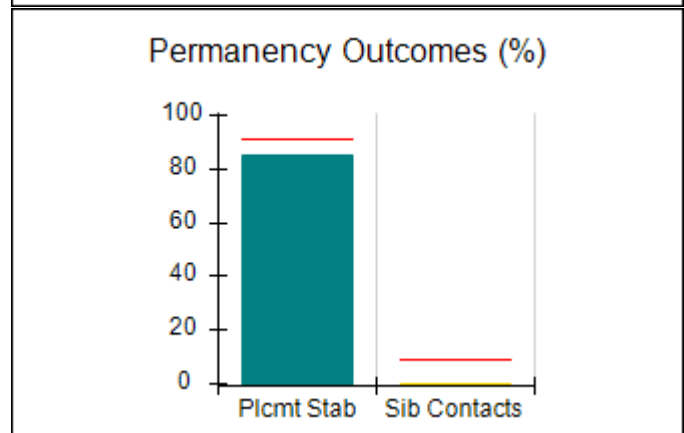
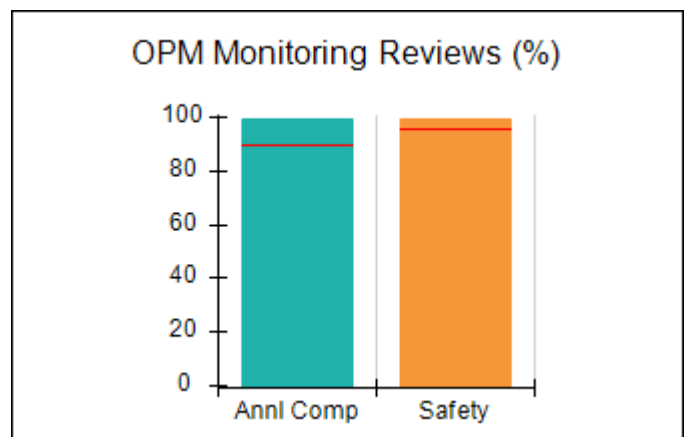
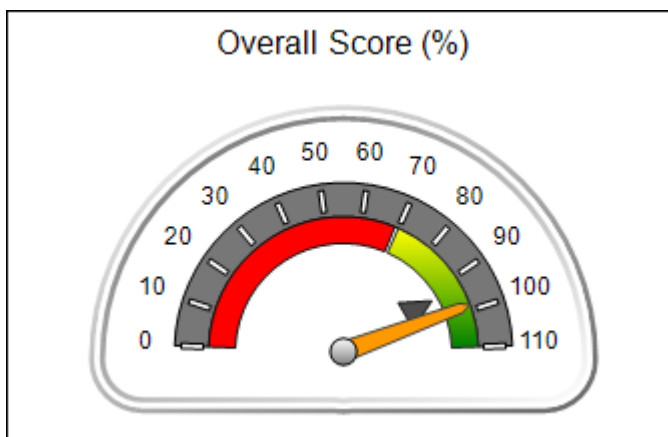
Quarterly Scores (Grades)		Current Quarter Score (Grade)
Q1: 100.73 (A+)	Q2: 103.98 (A+)	98.54% (A+)
Q3: 98.54 (A+)	Q4: 105.93 (A+)	

Program Census Information:	# Children in Care During Quarter: 13	# Placements During Quarter: 13	# Children in Care On Last Day: 9
-----------------------------	---------------------------------------	---------------------------------	-----------------------------------

Quarterly Provider Comparisons to All CCIs

■■■■■■■■ indicates MalTx Threshold

▼ ————— indicates average for all CCIs





DHS, DFCS, Office of Provider Management
Performance-Based Placement Measures
RBWO Provider GA+SCORECARD - CCI



Report Quarter: Q3 FY2016

Provider/Program Name: Georgia Baptist Children's Home & Family Ministries - Alice's House (663) - CCI				
624 Folds Rd., Carrollton, GA 30117		Quarterly Scores (Grades)		Current Quarter Score (Grade)
Phone: 770-834-1116		Q1: 100.73 (A+)	Q2: 103.98 (A+)	98.54% (A+)
Vendor ID# 35358		Q3: 98.54 (A+)	Q4: 105.93 (A+)	
Program Census Information:		# Children in Care During Quarter: 13	# Placements During Quarter: 13	# Children in Care On Last Day: 9
	Avg Performance All CCIs (%)	Provider Performance (%)*	Possible Points (Weight)	Provider Points Earned
OPM Monitoring Reviews				
Annual Comprehensive Reviews	90%	99%	25	24.83
Safety Reviews	96%	99%	15	14.88
Monitoring Sub-Total			40	39.71
CCI Safety Outcomes				
Incidence of Maltreatment	0.15%	No Substantiated Reports	10	10.00
Staff Training	78%	100%	4	4.00
Safety Sub-Total			14	14.00
CCI Permanency Outcomes				
Placement Stability	91%	85%	15	12.75
Sibling Contacts	9%	0%	5	0.00
Permanency Sub-Total			20	12.75
CCI Well-Being Outcomes				
EPSDT Medical Visits	91%	100%	4	4.00
EPSDT Dental Visits	87%	100%	4	4.00
Academic Supports	82%	79%	4	3.16
Provider ECEM Visits	82%	80%	7	5.60
Provider General Contacts	80%	76%	7	5.32
Well-Being Sub-Total			26	22.08
*Performance calculation descriptions can be found in the FY 2016 RBWO PBP Measurements and Standards Guide.				

Monitoring & Outcomes: Possible Points = 100	Points Earned = 88.54
Score Before Incentives Credit	88.54%
Incentives Awarded	10.00 pts
PBP Verification	0.00 pts
Total Score	98.54%

Provider/Program Name: Georgia Baptist Children's Home & Family Ministries - Alice's House (663) - CCI



DHS, DFCS, Office of Provider Management
Performance-Based Placement Measures
RBWO Provider GA+SCORECARD - CCI



Report Quarter: Q3 FY2016

Program Census Information:		# Children in Care During Quarter: 13	# Placements During Quarter: 13	# Children in Care On Last Day: 9
CCI Incentive Credits	Avg Performance All CCIs (Points)	Provider Performance (%)*	Possible Points (Weight)	Provider Points Earned
Early EPSDT Medical Visits		100%	2	2.00
Early EPSDT Dental Visits		100%	2	2.00
Permanency Contacts		0%	5	0.00
Additional Academic Supports		27%	2	0.54
Active Agency Accreditation		50%	4	2.00
Staff Clinical Licensure		0%	5	0.00
Behavior Management (threshold = 0)		100%	4	4.00
Incentives Total	7.67		24	10.54
Maximum total combined incentive credit allowed is 10 points.			Incentives Awarded	10.00

*Performance calculation descriptions can be found in the FY 2016 RBWO PBP Measurements and Standards Guide.

Child Protective Services Investigations and Dispositions		
The following investigations data, which is not used for scoring but is considered significant to a provider's performance, is from Georgia SHINES and is not considered final or complete until the end of the fiscal year.		
Total Reports:	2	
Number Screened In:	1	
Number Screened Out:	1	
Number Substantiated:	0	
Number Unsubstantiated:	0	
Number Active CPS Investigations:	1	



DHS, DFCS, Office of Provider Management
Performance-Based Placement Measures
RBWO Provider GA+SCORECARD - CCI



Report Quarter: Q3 FY2016

Provider/Program Name: Georgia Baptist Children's Home & Family Ministries - Angel's House (657) - CCI

1401 Holbrook Rd., Newnan, GA 30263-7712

Phone: 770.251.7050

Vendor ID# 35367

Quarterly Scores (Grades)

Current Quarter Score (Grade)

Q1: 109.83 (A+)

Q2: 110.00 (A+)

110.00%

Q3: 110.00 (A+)

Q4: 110.00 (A+)

(A+)

Program Census Information:

Children in Care During Quarter: 12

Placements During Quarter: 12

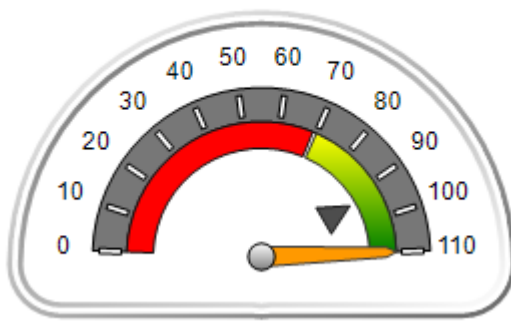
Children in Care On Last Day: 7

Quarterly Provider Comparisons to All CCIs

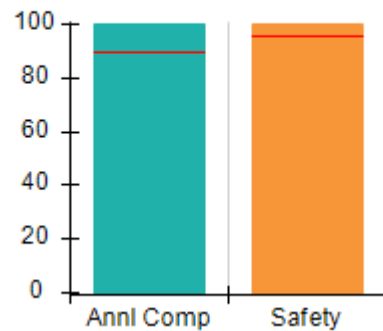
■■■■■■■■ indicates MalTx Threshold

▼ — indicates average for all CCIs

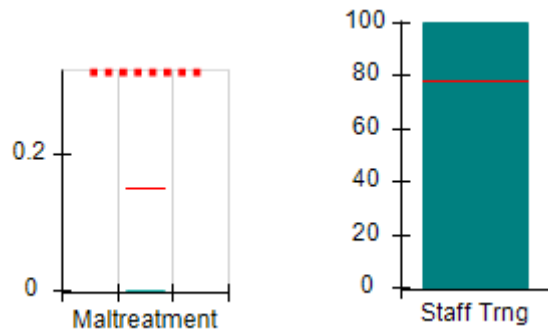
Overall Score (%)



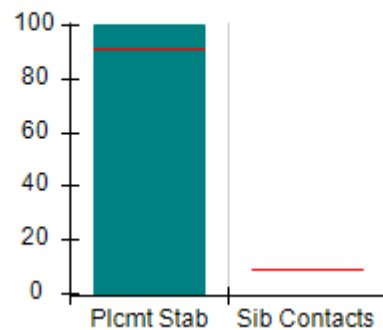
OPM Monitoring Reviews (%)



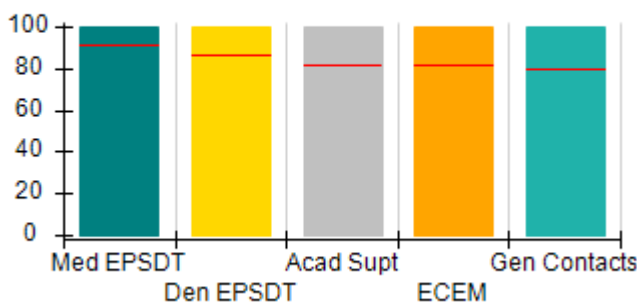
Safety Outcomes (%)



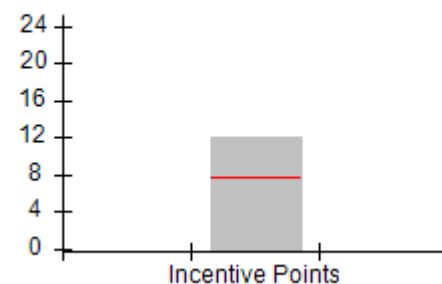
Permanency Outcomes (%)



Well-Being Outcomes (%)



Incentives Earned (Points)





DHS, DFCS, Office of Provider Management
Performance-Based Placement Measures
RBWO Provider GA+SCORECARD - CCI



Report Quarter: Q3 FY2016

Provider/Program Name: Georgia Baptist Children's Home & Family Ministries - Angel's House (657) - CCI

1401 Holbrook Rd., Newnan, GA 30263-7712 Phone: 770.251.7050 Vendor ID# 35367	Quarterly Scores (Grades)		Current Quarter Score (Grade)
	Q1: 109.83 (A+)	Q2: 110.00 (A+)	110.00%
	Q3: 110.00 (A+)	Q4: 110.00 (A+)	(A+)

Program Census Information:	# Children in Care During Quarter: 12	# Placements During Quarter: 12	# Children in Care On Last Day: 7
------------------------------------	--	--	--

	Avg Performance All CCIs (%)	Provider Performance (%)*	Possible Points (Weight)	Provider Points Earned
--	-------------------------------------	----------------------------------	---------------------------------	-------------------------------

OPM Monitoring Reviews

Annual Comprehensive Reviews	90%	100%	25	25.00
Safety Reviews	96%	100%	15	15.00
Monitoring Sub-Total			40	40.00

CCI Safety Outcomes

Incidence of Maltreatment	0.15%	No Substantiated Reports	10	10.00
Staff Training	78%	100%	4	4.00
Safety Sub-Total			14	14.00

CCI Permanency Outcomes

Placement Stability	91%	100%	20	20.00
Sibling Contacts	9%	None Planned		
Permanency Sub-Total			20	20.00

CCI Well-Being Outcomes

EPSDT Medical Visits	91%	100%	4	4.00
EPSDT Dental Visits	87%	100%	4	4.00
Academic Supports	82%	100%	4	4.00
Provider ECEM Visits	82%	100%	7	7.00
Provider General Contacts	80%	100%	7	7.00
Well-Being Sub-Total			26	26.00

*Performance calculation descriptions can be found in the FY 2016 RBWO PBP Measurements and Standards Guide.

Monitoring & Outcomes: Possible Points = 100		Points Earned = 100.00	
Score Before Incentives Credit		100.00%	
Incentives Awarded		10.00 pts	
PBP Verification		0.00 pts	
Total Score		110.00%	

Provider/Program Name: Georgia Baptist Children's Home & Family Ministries - Angel's House (657) - CCI



DHS, DFCS, Office of Provider Management
Performance-Based Placement Measures
RBWO Provider GA+SCORECARD - CCI



Report Quarter: Q3 FY2016

Program Census Information:		# Children in Care During Quarter: 12	# Placements During Quarter: 12	# Children in Care On Last Day: 7
CCI Incentive Credits	Avg Performance All CCIs (Points)	Provider Performance (%)*	Possible Points (Weight)	Provider Points Earned
Early EPSDT Medical Visits		100%	2	2.00
Early EPSDT Dental Visits		100%	2	2.00
Permanency Contacts		None Planned	5	
Additional Academic Supports		100%	2	2.00
Active Agency Accreditation		50%	4	2.00
Staff Clinical Licensure		0%	5	0.00
Behavior Management (threshold = 0)		100%	4	4.00
Incentives Total	7.67		24	12.00
Maximum total combined incentive credit allowed is 10 points.			Incentives Awarded	10.00

*Performance calculation descriptions can be found in the FY 2016 RBWO PBP Measurements and Standards Guide.

Child Protective Services Investigations and Dispositions

The following investigations data, which is not used for scoring but is considered significant to a provider's performance, is from Georgia SHINES and is not considered final or complete until the end of the fiscal year.

Total Reports:	0
Number Screened In:	0
Number Screened Out:	0
Number Substantiated:	0
Number Unsubstantiated:	0
Number Active CPS Investigations:	0



DHS, DFCS, Office of Provider Management
Performance-Based Placement Measures
RBWO Provider GA+SCORECARD - CCI

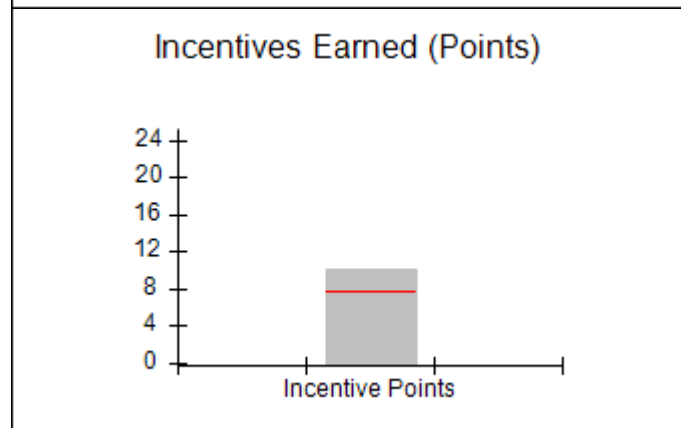
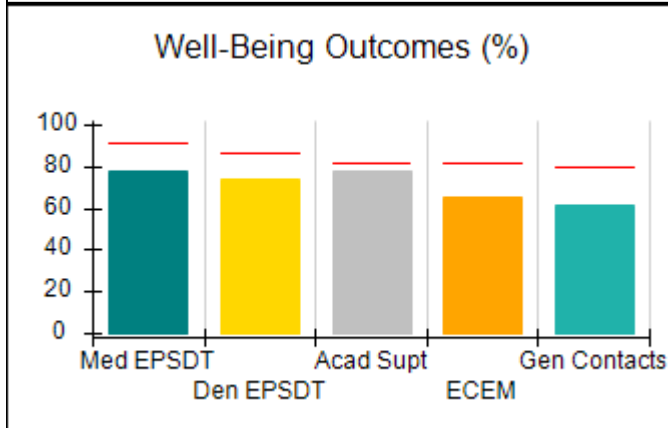
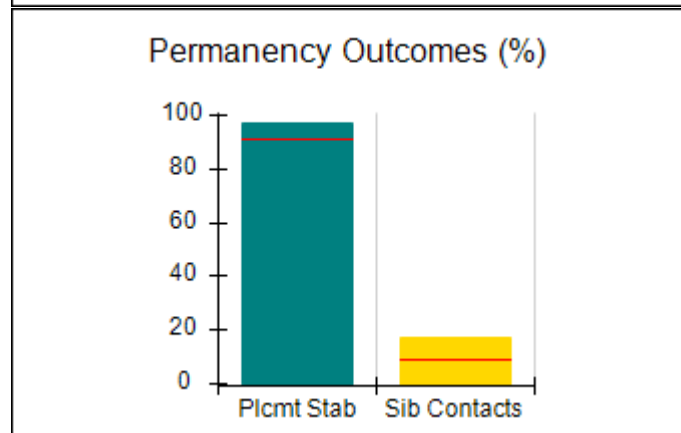
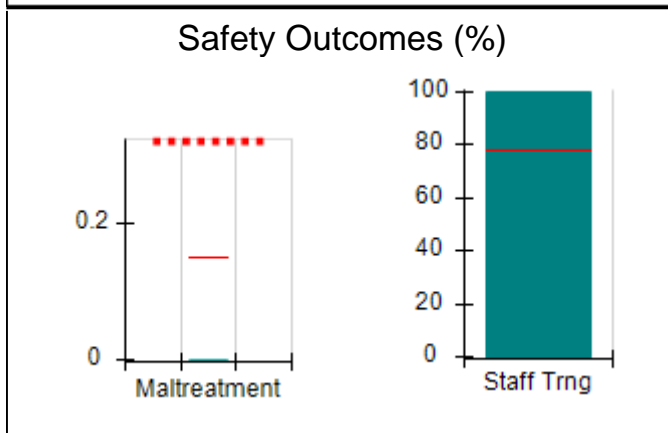
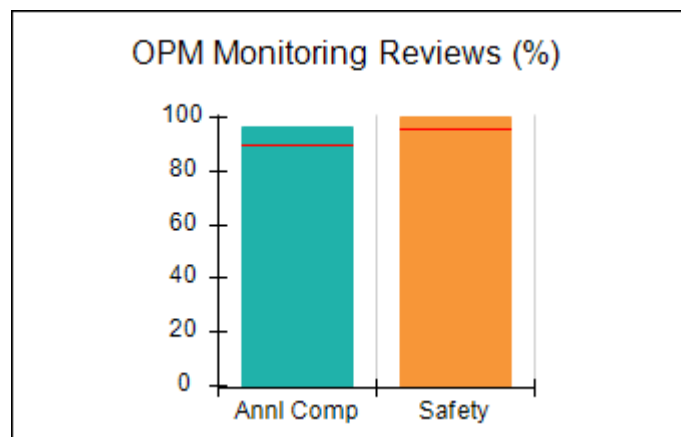
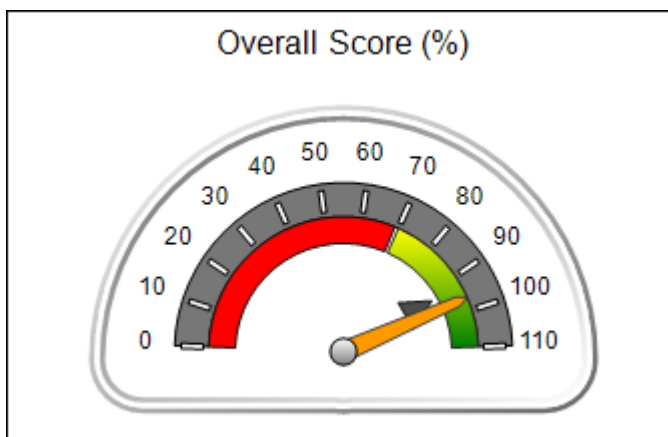


Report Quarter: Q3 FY2016

Provider/Program Name: Georgia Baptist Children's Home & Family Ministries - Baxley Campus (664) - CCI			
9420 Blackshear Hwy., Baxley, GA 31513 Phone: 912-367-6691 Vendor ID# 35359	Quarterly Scores (Grades)		Current Quarter Score (Grade)
	Q1: 98.57 (A+)	Q2: 93.43 (A-)	96.50% (A)
	Q3: 96.50 (A)	Q4: 95.59 (A)	
Program Census Information:	# Children in Care During Quarter: 33	# Placements During Quarter: 34	# Children in Care On Last Day: 28
Quarterly Provider Comparisons to All CCIs			

■■■■■■■■ indicates MalTx Threshold

▼ ————— indicates average for all CCIs





DHS, DFCS, Office of Provider Management
Performance-Based Placement Measures
RBWO Provider GA+SCORECARD - CCI



Report Quarter: Q3 FY2016

Provider/Program Name: Georgia Baptist Children's Home & Family Ministries - Baxley Campus (664) - CCI				
9420 Blackshear Hwy., Baxley, GA 31513		Quarterly Scores (Grades)		Current Quarter Score (Grade)
Phone: 912-367-6691		Q1: 98.57 (A+)	Q2: 93.43 (A-)	96.50%
Vendor ID# 35359		Q3: 96.50 (A)	Q4: 95.59 (A)	(A)
Program Census Information:		# Children in Care During Quarter: 33	# Placements During Quarter: 34	# Children in Care On Last Day: 28
	Avg Performance All CCIs (%)	Provider Performance (%)*	Possible Points (Weight)	Provider Points Earned
OPM Monitoring Reviews				
Annual Comprehensive Reviews	90%	96%	25	24.08
Safety Reviews	96%	100%	15	15.00
Monitoring Sub-Total			40	39.08
CCI Safety Outcomes				
Incidence of Maltreatment	0.15%	No Substantiated Reports	10	10.00
Staff Training	78%	100%	4	4.00
Safety Sub-Total			14	14.00
CCI Permanency Outcomes				
Placement Stability	91%	97%	15	14.55
Sibling Contacts	9%	17%	5	0.85
Permanency Sub-Total			20	15.40
CCI Well-Being Outcomes				
EPSDT Medical Visits	91%	78%	4	3.12
EPSDT Dental Visits	87%	74%	4	2.96
Academic Supports	82%	78%	4	3.12
Provider ECEM Visits	82%	65%	7	4.55
Provider General Contacts	80%	61%	7	4.27
Well-Being Sub-Total			26	18.02
*Performance calculation descriptions can be found in the FY 2016 RBWO PBP Measurements and Standards Guide.				

Monitoring & Outcomes: Possible Points = 100	Points Earned = 86.50
Score Before Incentives Credit	86.50%
Incentives Awarded	10.00 pts
PBP Verification	N/A pts
Total Score	96.50%

Provider/Program Name: Georgia Baptist Children's Home & Family Ministries - Baxley Campus (664) - CCI



DHS, DFCS, Office of Provider Management
Performance-Based Placement Measures
RBWO Provider GA+SCORECARD - CCI



Report Quarter: Q3 FY2016

Program Census Information:		# Children in Care During Quarter: 33	# Placements During Quarter: 34	# Children in Care On Last Day: 28
CCI Incentive Credits	Avg Performance All CCIs (Points)	Provider Performance (%)*	Possible Points (Weight)	Provider Points Earned
Early EPSDT Medical Visits		54%	2	1.08
Early EPSDT Dental Visits		67%	2	1.34
Permanency Contacts		6%	5	0.30
Additional Academic Supports		64%	2	1.28
Active Agency Accreditation		50%	4	2.00
Staff Clinical Licensure		0%	5	0.00
Behavior Management (threshold = 0)		100%	4	4.00
Incentives Total	7.67		24	10.00
Maximum total combined incentive credit allowed is 10 points.			Incentives Awarded	10.00

*Performance calculation descriptions can be found in the FY 2016 RBWO PBP Measurements and Standards Guide.

Child Protective Services Investigations and Dispositions		
The following investigations data, which is not used for scoring but is considered significant to a provider's performance, is from Georgia SHINES and is not considered final or complete until the end of the fiscal year.		
Total Reports:	0	
Number Screened In:	0	
Number Screened Out:	0	
Number Substantiated:	0	
Number Unsubstantiated:	0	
Number Active CPS Investigations:	0	



DHS, DFCS, Office of Provider Management
Performance-Based Placement Measures
RBWO Provider GA+SCORECARD - CCI

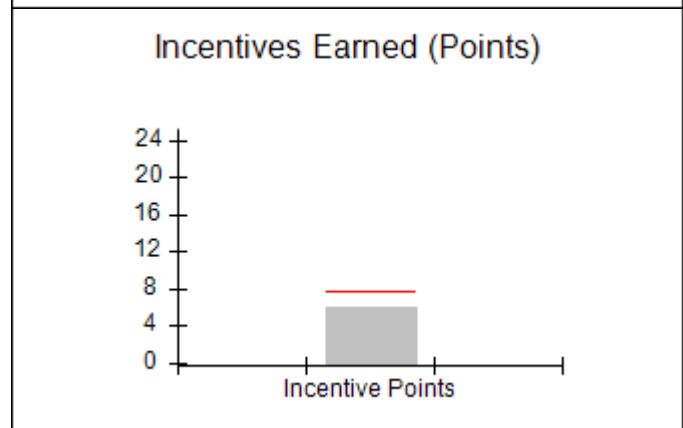
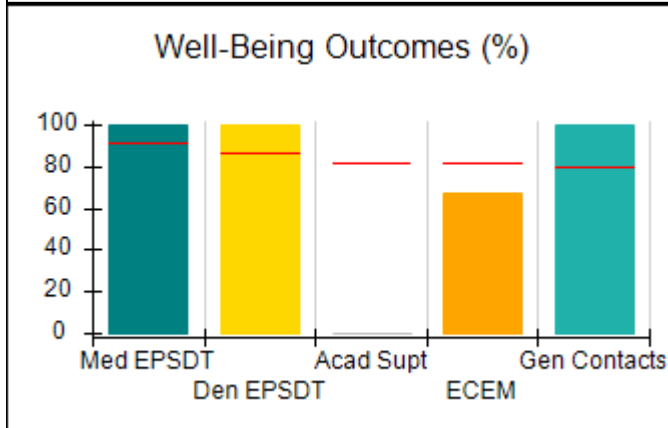
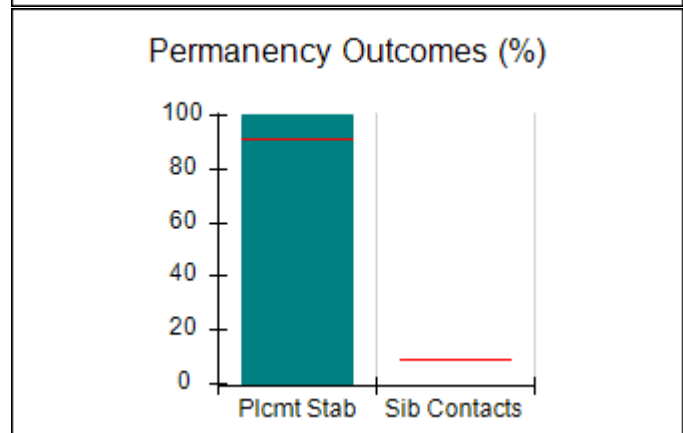
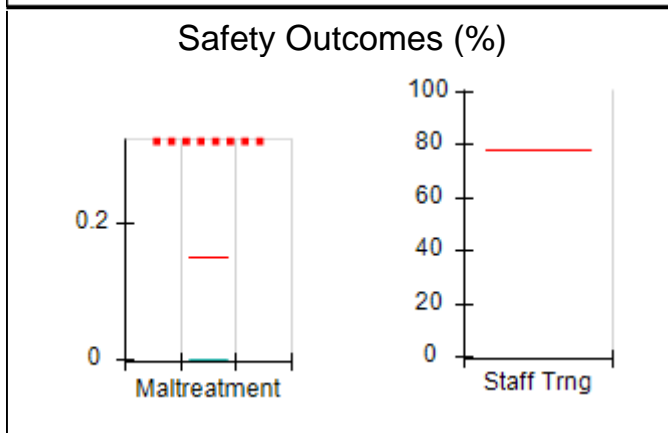
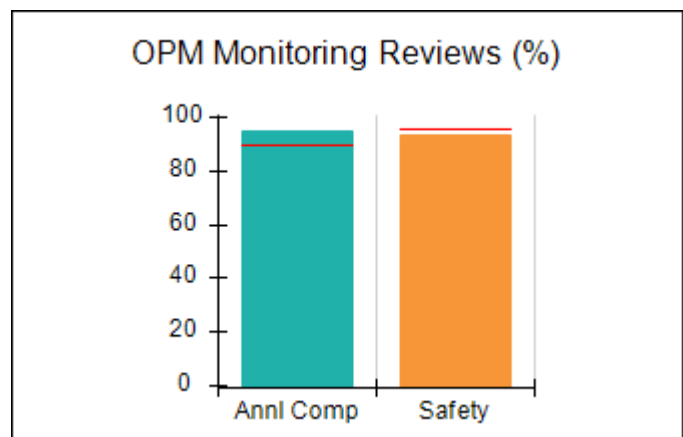
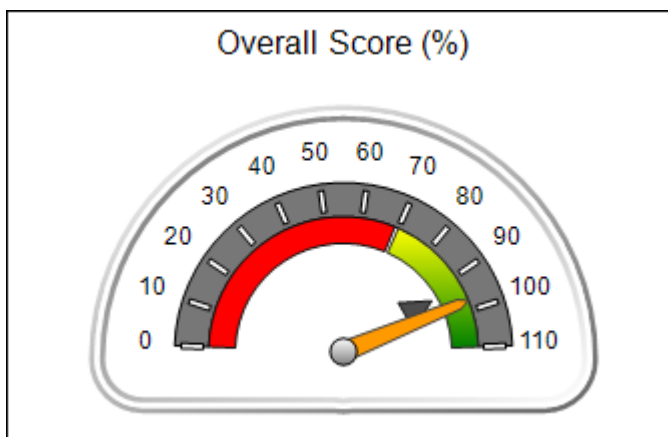


Report Quarter: Q3 FY2016

Provider/Program Name: Georgia Baptist Children's Home & Family Ministries - dba Good Shepherd The (685) - CCI			
390 Bar Rest Ranch Road, Warm Springs, GA 31830 Phone: 706-655-2354 Vendor ID# 35364	Quarterly Scores (Grades)		Current Quarter Score (Grade)
	Q1: 106.46 (A+)	Q2: 89.06 (B+)	97.37% (A+)
	Q3: 97.37 (A+)	Q4: 93.18 (A-)	
Program Census Information:	# Children in Care During Quarter: 4	# Placements During Quarter: 4	# Children in Care On Last Day: 0
Quarterly Provider Comparisons to All CCIs			

■■■■■■■■ indicates MalTx Threshold

▼ ————— indicates average for all CCIs





DHS, DFCS, Office of Provider Management
Performance-Based Placement Measures
RBWO Provider GA+SCORECARD - CCI



Report Quarter: Q3 FY2016

Provider/Program Name: Georgia Baptist Children's Home & Family Ministries - dba Good Shepherd The (685) - CCI				
390 Bar Rest Ranch Road, Warm Springs, GA 31830 Phone: 706-655-2354 Vendor ID# 35364	Quarterly Scores (Grades)			Current Quarter Score (Grade)
	Q1: 106.46 (A+)	Q2: 89.06 (B+)	97.37%	
	Q3: 97.37 (A+)	Q4: 93.18 (A-)	(A+)	
Program Census Information:		# Children in Care During Quarter: 4	# Placements During Quarter: 4	# Children in Care On Last Day: 0
	Avg Performance All CCIs (%)	Provider Performance (%)*	Possible Points (Weight)	Provider Points Earned
OPM Monitoring Reviews				
Annual Comprehensive Reviews	90%	95%	25	23.67
Safety Reviews	96%	93%	15	14.02
Monitoring Sub-Total			40	37.68
CCI Safety Outcomes				
Incidence of Maltreatment	0.15%	No Substantiated Reports	14	14.00
Staff Training	78%	Not Eligible		
Safety Sub-Total			14	14.00
CCI Permanency Outcomes				
Placement Stability	91%	100%	20	20.00
Sibling Contacts	9%	None Planned		
Permanency Sub-Total			20	20.00
CCI Well-Being Outcomes				
EPSDT Medical Visits	91%	100%	4	4.00
EPSDT Dental Visits	87%	100%	4	4.00
Academic Supports	82%	0%	4	0.00
Provider ECEM Visits	82%	67%	7	4.69
Provider General Contacts	80%	100%	7	7.00
Well-Being Sub-Total			26	19.69
*Performance calculation descriptions can be found in the FY 2016 RBWO PBP Measurements and Standards Guide.				

Monitoring & Outcomes: Possible Points = 100	Points Earned = 91.37
Score Before Incentives Credit	91.37%
Incentives Awarded	6.00 pts
PBP Verification	0.00 pts
Total Score	97.37%

Provider/Program Name: Georgia Baptist Children's Home & Family Ministries - dba Good Shepherd The (685) - CCI



DHS, DFCS, Office of Provider Management
Performance-Based Placement Measures
RBWO Provider GA+SCORECARD - CCI



Report Quarter: Q3 FY2016

Program Census Information:		# Children in Care During Quarter: 4	# Placements During Quarter: 4	# Children in Care On Last Day: 0
CCI Incentive Credits	Avg Performance All CCIs (Points)	Provider Performance (%)*	Possible Points (Weight)	Provider Points Earned
Early EPSDT Medical Visits		Not Eligible	2	
Early EPSDT Dental Visits		Not Eligible	2	
Permanency Contacts		None Planned	5	
Additional Academic Supports		0%	2	0.00
Active Agency Accreditation		50%	4	2.00
Staff Clinical Licensure		0%	5	0.00
Behavior Management (threshold = 0)		100%	4	4.00
Incentives Total	7.67		24	6.00
Maximum total combined incentive credit allowed is 10 points.			Incentives Awarded	6.00

*Performance calculation descriptions can be found in the FY 2016 RBWO PBP Measurements and Standards Guide.

Child Protective Services Investigations and Dispositions		
The following investigations data, which is not used for scoring but is considered significant to a provider's performance, is from Georgia SHINES and is not considered final or complete until the end of the fiscal year.		
Total Reports:	0	
Number Screened In:	0	
Number Screened Out:	0	
Number Substantiated:	0	
Number Unsubstantiated:	0	
Number Active CPS Investigations:	0	



DHS, DFCS, Office of Provider Management
Performance-Based Placement Measures
RBWO Provider GA+SCORECARD - CCI



Report Quarter: Q3 FY2016

Provider/Program Name: Georgia Baptist Children's Home & Family Ministries - Fayette
Program: Johnson Home (660) - CCI

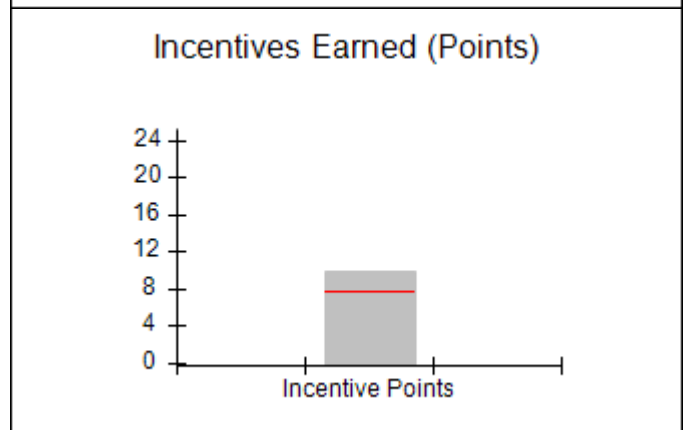
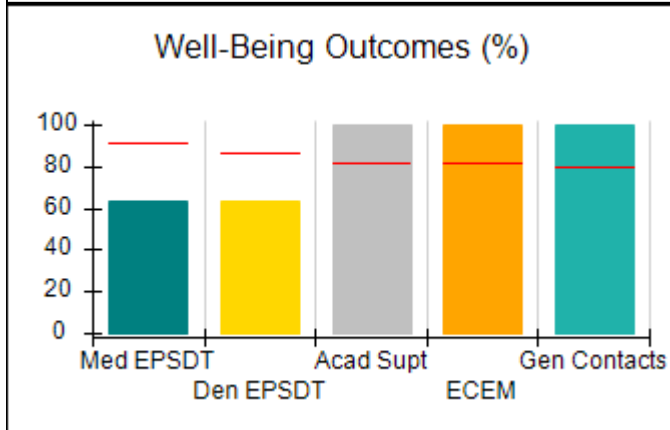
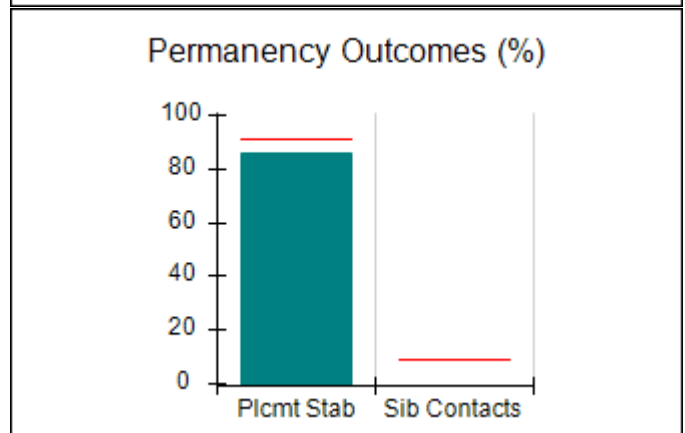
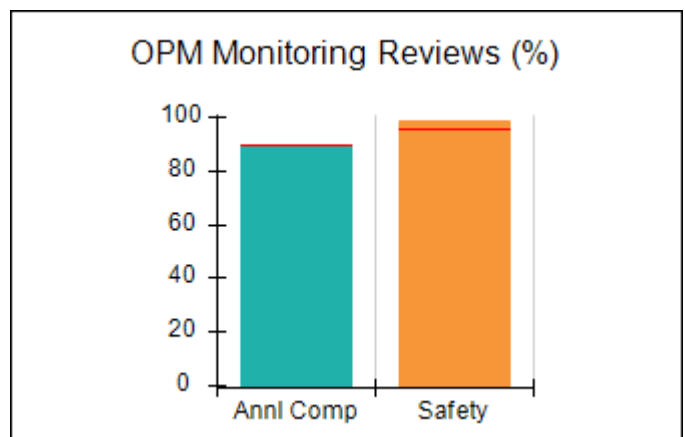
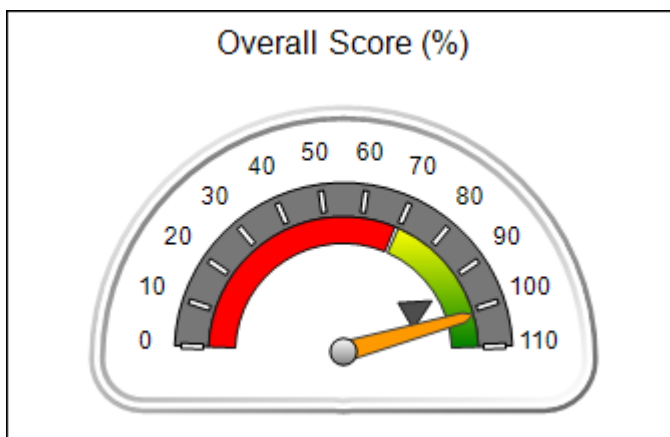
115 Elsberry Ln., Brooks, GA 30205 Phone: 770-460-6652 Vendor ID# 35361	Quarterly Scores (Grades)		Current Quarter Score (Grade)
	Q1: 100.12 (A+)	Q2: 104.48 (A+)	101.38%
	Q3: 101.38 (A+)	Q4: 99.86 (A+)	(A+)

Program Census Information:	# Children in Care During Quarter: 14	# Placements During Quarter: 14	# Children in Care On Last Day: 9
------------------------------------	--	--	--

Quarterly Provider Comparisons to All CCIs

■■■■■■■■ indicates MalTx Threshold

▼ ————— indicates average for all CCIs





DHS, DFCS, Office of Provider Management
Performance-Based Placement Measures
RBWO Provider GA+SCORECARD - CCI



Report Quarter: Q3 FY2016

Provider/Program Name: Georgia Baptist Children's Home & Family Ministries - Fayette
Program: Johnson Home (660) - CCI

115 Elsberry Ln., Brooks, GA 30205 Phone: 770-460-6652 Vendor ID# 35361	Quarterly Scores (Grades)		Current Quarter Score (Grade)
	Q1: 100.12 (A+)	Q2: 104.48 (A+)	101.38%
	Q3: 101.38 (A+)	Q4: 99.86 (A+)	(A+)

Program Census Information:	# Children in Care During Quarter: 14	# Placements During Quarter: 14	# Children in Care On Last Day: 9
------------------------------------	--	--	--

	Avg Performance All CCIs (%)	Provider Performance (%)*	Possible Points (Weight)	Provider Points Earned
--	-------------------------------------	----------------------------------	---------------------------------	-------------------------------

OPM Monitoring Reviews

Annual Comprehensive Reviews	90%	90%	25	22.42
Safety Reviews	96%	99%	15	14.84
Monitoring Sub-Total			40	37.26

CCI Safety Outcomes

Incidence of Maltreatment	0.15%	No Substantiated Reports	10	10.00
Staff Training	78%	100%	4	4.00
Safety Sub-Total			14	14.00

CCI Permanency Outcomes

Placement Stability	91%	86%	20	17.20
Sibling Contacts	9%	None Planned		
Permanency Sub-Total			20	17.20

CCI Well-Being Outcomes

EPSDT Medical Visits	91%	63%	4	2.52
EPSDT Dental Visits	87%	63%	4	2.52
Academic Supports	82%	100%	4	4.00
Provider ECEM Visits	82%	100%	7	7.00
Provider General Contacts	80%	100%	7	7.00
Well-Being Sub-Total			26	23.04

*Performance calculation descriptions can be found in the FY 2016 RBWO PBP Measurements and Standards Guide.

Monitoring & Outcomes: Possible Points = 100		Points Earned = 91.50	
Score Before Incentives Credit		91.50%	
Incentives Awarded		9.88 pts	
PBP Verification		0.00 pts	
Total Score		101.38%	

Provider/Program Name: Georgia Baptist Children's Home & Family Ministries - Fayette
Program: Johnson Home (660) - CCI



DHS, DFCS, Office of Provider Management
Performance-Based Placement Measures
RBWO Provider GA+SCORECARD - CCI



Report Quarter: Q3 FY2016

Program Census Information:		# Children in Care During Quarter: 14	# Placements During Quarter: 14	# Children in Care On Last Day: 9
CCI Incentive Credits	Avg Performance All CCIs (Points)	Provider Performance (%)*	Possible Points (Weight)	Provider Points Earned
Early EPSDT Medical Visits		63%	2	1.26
Early EPSDT Dental Visits		40%	2	0.80
Permanency Contacts		None Planned	5	
Additional Academic Supports		91%	2	1.82
Active Agency Accreditation		50%	4	2.00
Staff Clinical Licensure		0%	5	0.00
Behavior Management (threshold = 0)		100%	4	4.00
Incentives Total	7.67		24	9.88
Maximum total combined incentive credit allowed is 10 points.			Incentives Awarded	9.88

*Performance calculation descriptions can be found in the FY 2016 RBWO PBP Measurements and Standards Guide.

Child Protective Services Investigations and Dispositions		
The following investigations data, which is not used for scoring but is considered significant to a provider's performance, is from Georgia SHINES and is not considered final or complete until the end of the fiscal year.		
Total Reports:	0	
Number Screened In:	0	
Number Screened Out:	0	
Number Substantiated:	0	
Number Unsubstantiated:	9	
Number Active CPS Investigations:	-9	



DHS, DFCS, Office of Provider Management
Performance-Based Placement Measures
RBWO Provider GA+SCORECARD - CCI



Report Quarter: Q3 FY2016

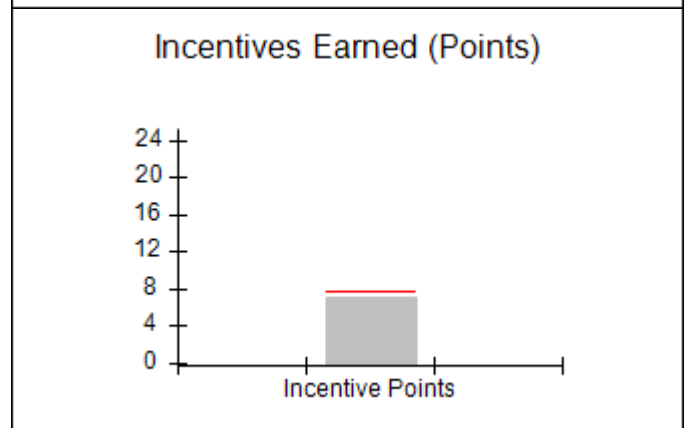
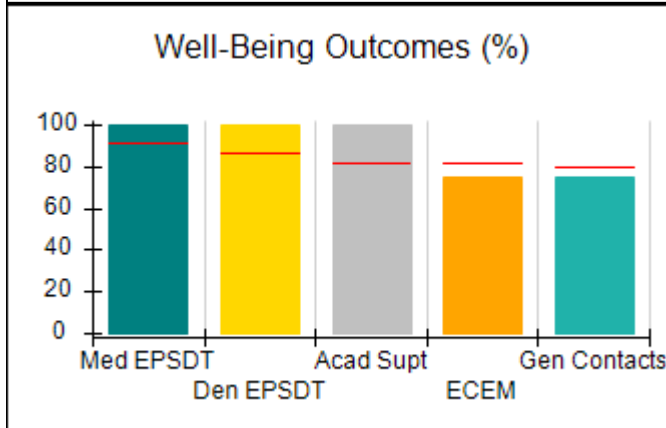
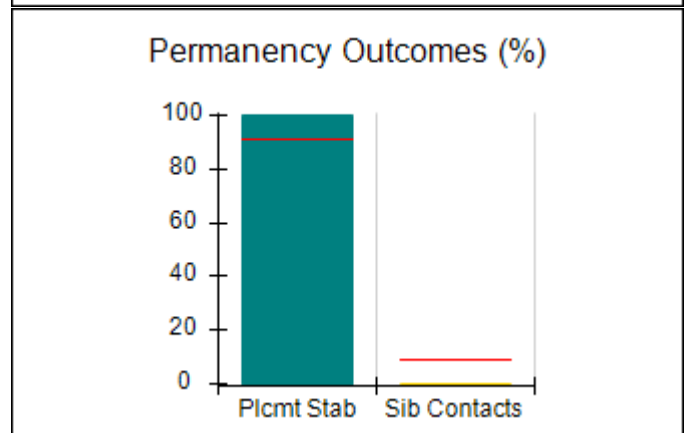
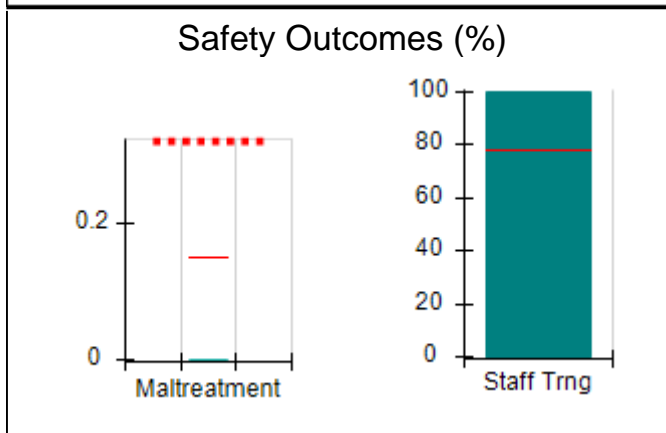
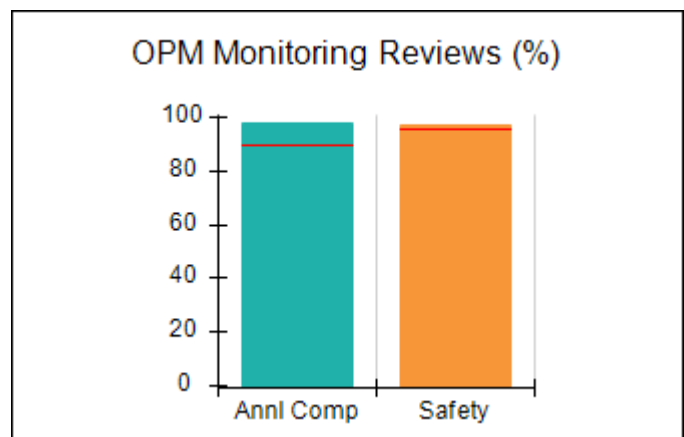
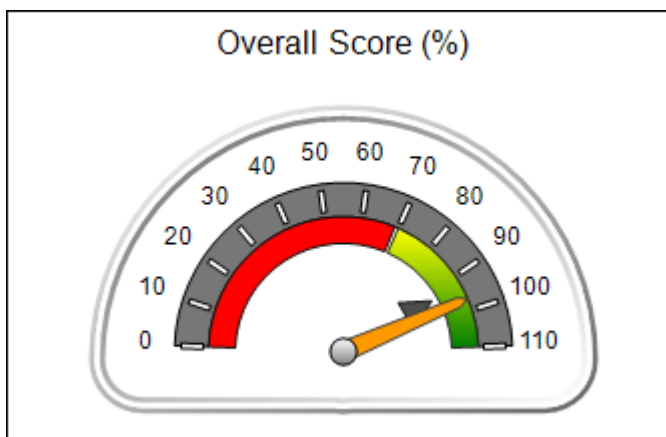
Provider/Program Name: Georgia Baptist Children's Home & Family Ministries - Maternity Home (662) - CCI

9250 Hutcheson Ferry Rd., Palmetto, GA 30268 Phone: 770-463-3344 Vendor ID# 35369	Quarterly Scores (Grades)		Current Quarter Score (Grade)
	Q1: 88.08 (B+)	Q2: 101.41 (A+)	96.81% (A)
	Q3: 96.81 (A)	Q4: 97.14 (A+)	
Program Census Information:	# Children in Care During Quarter: 7	# Placements During Quarter: 7	# Children in Care On Last Day: 4

Quarterly Provider Comparisons to All CCIs

■■■■■■■■ indicates MalTx Threshold

▼ ————— indicates average for all CCIs





DHS, DFCS, Office of Provider Management
Performance-Based Placement Measures
RBWO Provider GA+SCORECARD - CCI



Report Quarter: Q3 FY2016

Provider/Program Name: Georgia Baptist Children's Home & Family Ministries - Maternity Home (662) - CCI				
9250 Hutcheson Ferry Rd., Palmetto, GA 30268		Quarterly Scores (Grades)		Current Quarter Score (Grade)
Phone: 770-463-3344		Q1: 88.08 (B+)	Q2: 101.41 (A+)	96.81% (A)
Vendor ID# 35369		Q3: 96.81 (A)	Q4: 97.14 (A+)	
Program Census Information:		# Children in Care During Quarter: 7	# Placements During Quarter: 7	# Children in Care On Last Day: 4
	Avg Performance All CCIs (%)	Provider Performance (%)*	Possible Points (Weight)	Provider Points Earned
OPM Monitoring Reviews				
Annual Comprehensive Reviews	90%	98%	25	24.50
Safety Reviews	96%	98%	15	14.64
Monitoring Sub-Total			40	39.14
CCI Safety Outcomes				
Incidence of Maltreatment	0.15%	No Substantiated Reports	10	10.00
Staff Training	78%	100%	4	4.00
Safety Sub-Total			14	14.00
CCI Permanency Outcomes				
Placement Stability	91%	100%	15	15.00
Sibling Contacts	9%	0%	5	0.00
Permanency Sub-Total			20	15.00
CCI Well-Being Outcomes				
EPSDT Medical Visits	91%	100%	4	4.00
EPSDT Dental Visits	87%	100%	4	4.00
Academic Supports	82%	100%	4	4.00
Provider ECEM Visits	82%	75%	7	5.25
Provider General Contacts	80%	75%	7	5.25
Well-Being Sub-Total			26	22.50
*Performance calculation descriptions can be found in the FY 2016 RBWO PBP Measurements and Standards Guide.				

Monitoring & Outcomes: Possible Points = 100	Points Earned = 90.64
Score Before Incentives Credit	90.64%
Incentives Awarded	7.14 pts
PBP Verification	-0.97 pts
Total Score	96.81%

Provider/Program Name: Georgia Baptist Children's Home & Family Ministries - Maternity Home (662) - CCI



DHS, DFCS, Office of Provider Management
Performance-Based Placement Measures
RBWO Provider GA+SCORECARD - CCI



Report Quarter: Q3 FY2016

Program Census Information:		# Children in Care During Quarter: 7	# Placements During Quarter: 7	# Children in Care On Last Day: 4
CCI Incentive Credits	Avg Performance All CCIs (Points)	Provider Performance (%)*	Possible Points (Weight)	Provider Points Earned
Early EPSDT Medical Visits		Not Eligible	2	
Early EPSDT Dental Visits		Not Eligible	2	
Permanency Contacts		0%	5	0.00
Additional Academic Supports		57%	2	1.14
Active Agency Accreditation		50%	4	2.00
Staff Clinical Licensure		0%	5	0.00
Behavior Management (threshold = 0)		100%	4	4.00
Incentives Total	7.67		24	7.14
Maximum total combined incentive credit allowed is 10 points.			Incentives Awarded	7.14

*Performance calculation descriptions can be found in the FY 2016 RBWO PBP Measurements and Standards Guide.

Child Protective Services Investigations and Dispositions		
The following investigations data, which is not used for scoring but is considered significant to a provider's performance, is from Georgia SHINES and is not considered final or complete until the end of the fiscal year.		
Total Reports:	0	
Number Screened In:	0	
Number Screened Out:	0	
Number Substantiated:	0	
Number Unsubstantiated:	0	
Number Active CPS Investigations:	0	



DHS, DFCS, Office of Provider Management
Performance-Based Placement Measures
RBWO Provider GA+SCORECARD - CCI



Report Quarter: Q3 FY2016

Provider/Program Name: Georgia Baptist Children's Home & Family Ministries - Meansville Campus (666) - CCI

1508 Hwy. 19 S., Meansville, GA 30256

Phone: 770-567-8987

Vendor ID# 35370

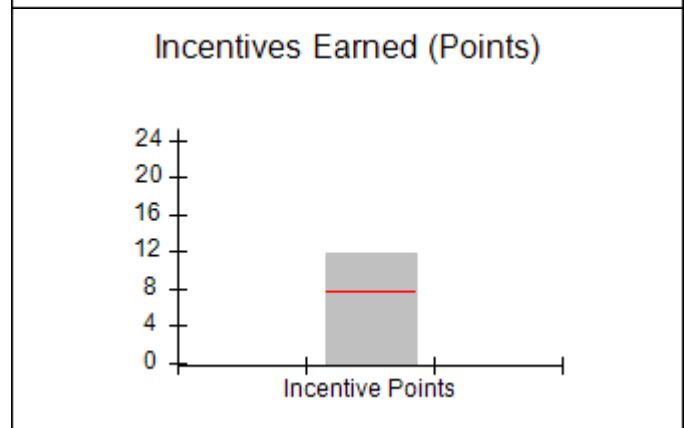
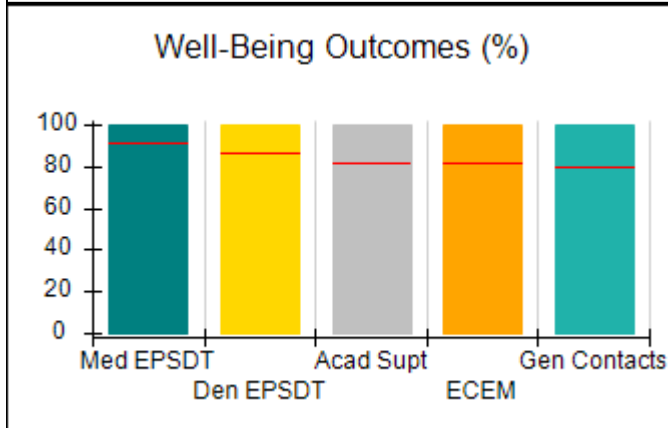
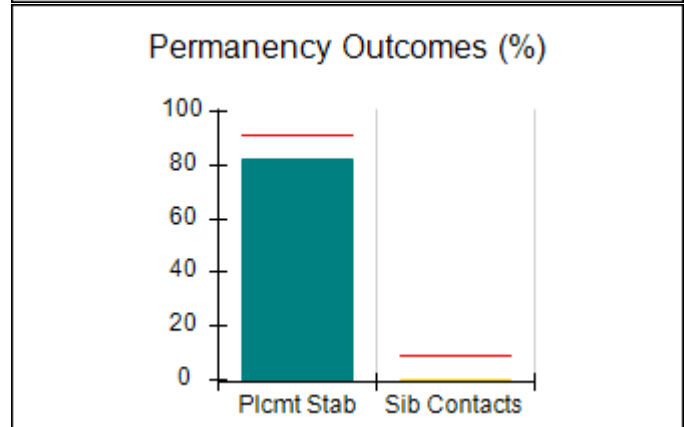
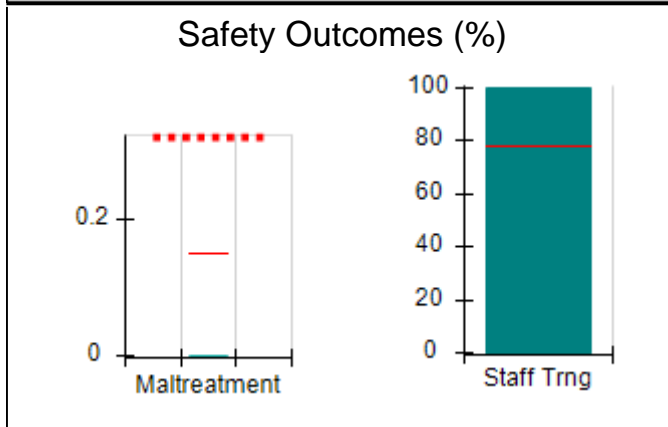
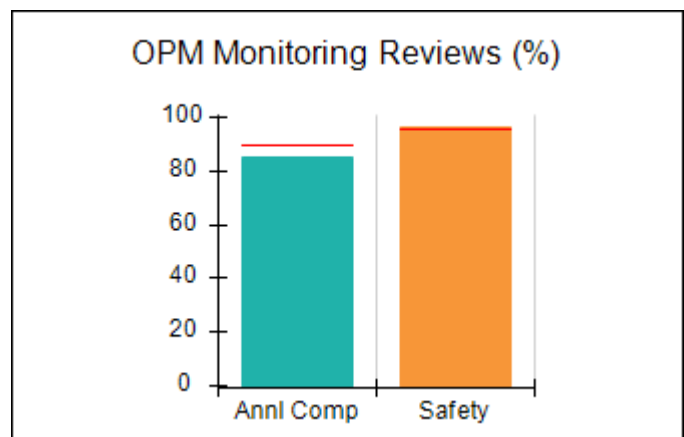
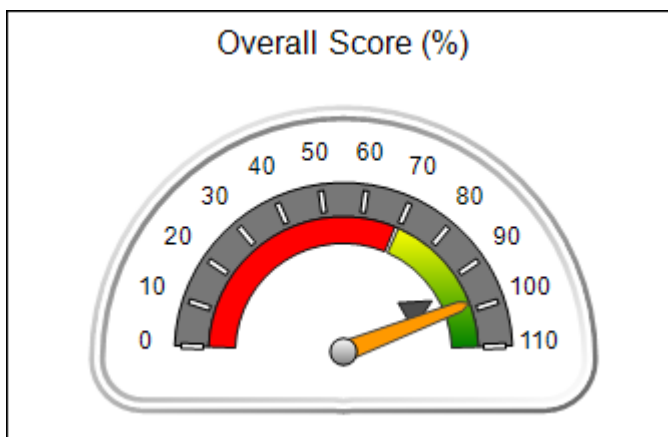
Quarterly Scores (Grades)		Current Quarter Score (Grade)
Q1: 95.21 (A)	Q2: 98.25 (A+)	98.05% (A+)
Q3: 98.05 (A+)	Q4: 98.66 (A+)	

Program Census Information:	# Children in Care During Quarter: 11	# Placements During Quarter: 11	# Children in Care On Last Day: 7
-----------------------------	---------------------------------------	---------------------------------	-----------------------------------

Quarterly Provider Comparisons to All CCIs

■■■■■■■■ indicates MalTx Threshold

▼ ————— indicates average for all CCIs





DHS, DFCS, Office of Provider Management
Performance-Based Placement Measures
RBWO Provider GA+SCORECARD - CCI



Report Quarter: Q3 FY2016

Provider/Program Name: Georgia Baptist Children's Home & Family Ministries - Meansville Campus (666) - CCI				
1508 Hwy. 19 S., Meansville, GA 30256		Quarterly Scores (Grades)		Current Quarter Score (Grade)
Phone: 770-567-8987		Q1: 95.21 (A)	Q2: 98.25 (A+)	98.05% (A+)
Vendor ID# 35370		Q3: 98.05 (A+)	Q4: 98.66 (A+)	
Program Census Information:		# Children in Care During Quarter: 11	# Placements During Quarter: 11	# Children in Care On Last Day: 7
	Avg Performance All CCIs (%)	Provider Performance (%)*	Possible Points (Weight)	Provider Points Earned
OPM Monitoring Reviews				
Annual Comprehensive Reviews	90%	85%	25	21.25
Safety Reviews	96%	97%	15	14.50
Monitoring Sub-Total			40	35.75
CCI Safety Outcomes				
Incidence of Maltreatment	0.15%	No Substantiated Reports	10	10.00
Staff Training	78%	100%	4	4.00
Safety Sub-Total			14	14.00
CCI Permanency Outcomes				
Placement Stability	91%	82%	15	12.30
Sibling Contacts	9%	0%	5	0.00
Permanency Sub-Total			20	12.30
CCI Well-Being Outcomes				
EPSDT Medical Visits	91%	100%	4	4.00
EPSDT Dental Visits	87%	100%	4	4.00
Academic Supports	82%	100%	4	4.00
Provider ECEM Visits	82%	100%	7	7.00
Provider General Contacts	80%	100%	7	7.00
Well-Being Sub-Total			26	26.00
*Performance calculation descriptions can be found in the FY 2016 RBWO PBP Measurements and Standards Guide.				

Monitoring & Outcomes: Possible Points = 100	Points Earned = 88.05
Score Before Incentives Credit	88.05%
Incentives Awarded	10.00 pts
PBP Verification	N/A pts
Total Score	98.05%

Provider/Program Name: Georgia Baptist Children's Home & Family Ministries - Meansville Campus (666) - CCI



DHS, DFCS, Office of Provider Management
Performance-Based Placement Measures
RBWO Provider GA+SCORECARD - CCI



Report Quarter: Q3 FY2016

Program Census Information:		# Children in Care During Quarter: 11	# Placements During Quarter: 11	# Children in Care On Last Day: 7
CCI Incentive Credits	Avg Performance All CCIs (Points)	Provider Performance (%)*	Possible Points (Weight)	Provider Points Earned
Early EPSDT Medical Visits		100%	2	2.00
Early EPSDT Dental Visits		100%	2	2.00
Permanency Contacts		29%	5	1.45
Additional Academic Supports		17%	2	0.34
Active Agency Accreditation		50%	4	2.00
Staff Clinical Licensure		0%	5	0.00
Behavior Management (threshold = 0)		100%	4	4.00
Incentives Total	7.67		24	11.79
Maximum total combined incentive credit allowed is 10 points.			Incentives Awarded	10.00

*Performance calculation descriptions can be found in the FY 2016 RBWO PBP Measurements and Standards Guide.

Child Protective Services Investigations and Dispositions

The following investigations data, which is not used for scoring but is considered significant to a provider's performance, is from Georgia SHINES and is not considered final or complete until the end of the fiscal year.

Total Reports:	0
Number Screened In:	0
Number Screened Out:	0
Number Substantiated:	0
Number Unsubstantiated:	0
Number Active CPS Investigations:	0



DHS, DFCS, Office of Provider Management
Performance-Based Placement Measures
RBWO Provider GA+SCORECARD - CCI



Report Quarter: Q3 FY2016

Provider/Program Name: Georgia Baptist Children's Home & Family Ministries - Palmetto Campus (864) - CCI

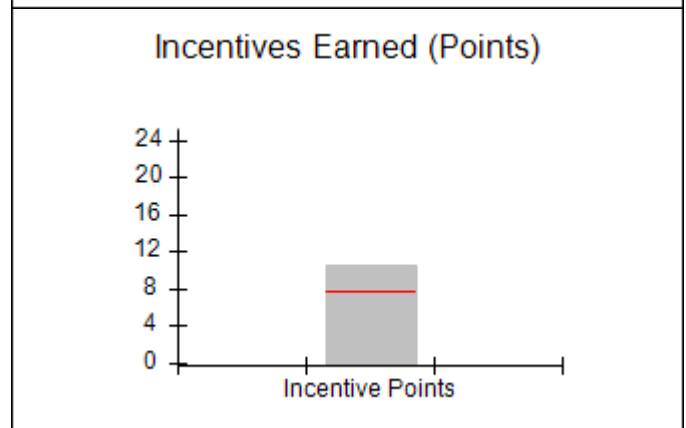
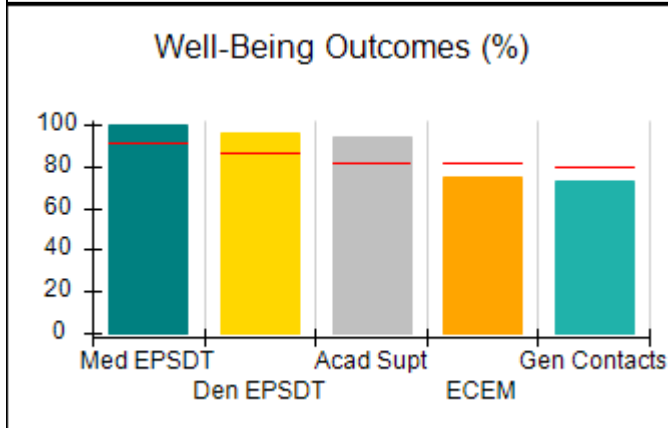
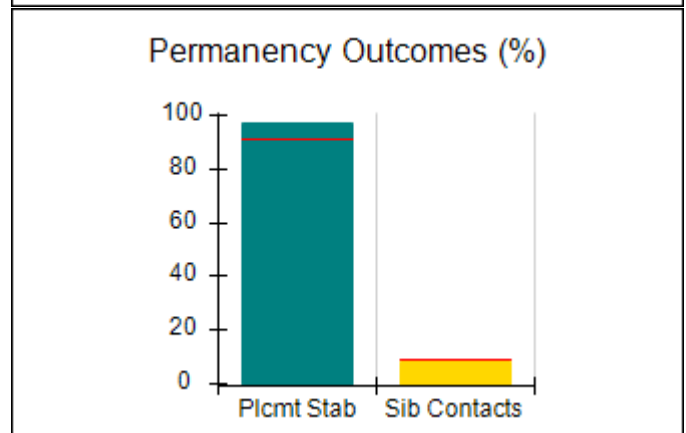
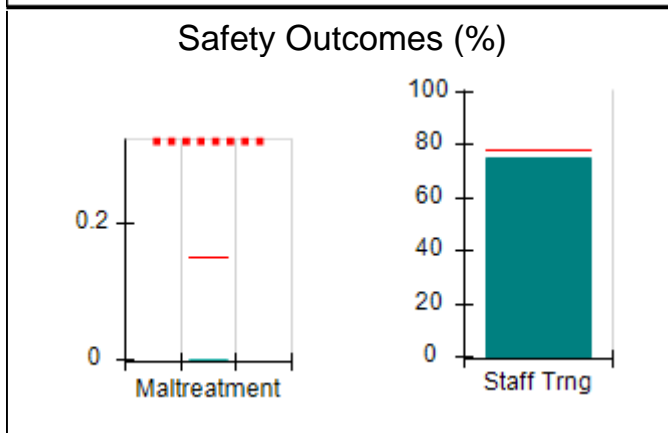
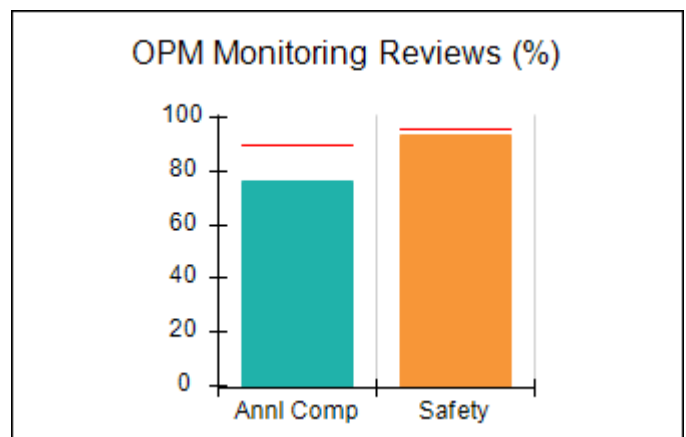
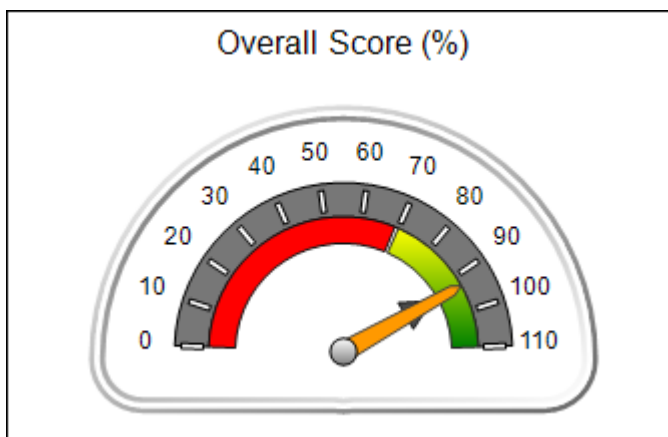
9250 Hutcheson Ferry Rd., Palmetto, GA 30268 Phone: 770-463-3344 Vendor ID# 35366	Quarterly Scores (Grades)		Current Quarter Score (Grade)
	Q1: 94.18 (A)	Q2: 93.34 (A-)	92.98%
	Q3: 92.98 (A-)	Q4: 97.36 (A+)	(A-)

Program Census Information:	# Children in Care During Quarter: 34	# Placements During Quarter: 34	# Children in Care On Last Day: 21
------------------------------------	--	--	---

Quarterly Provider Comparisons to All CCIs

■■■■■■■■ indicates MalTx Threshold

▼ ————— indicates average for all CCIs





DHS, DFCS, Office of Provider Management
Performance-Based Placement Measures
RBWO Provider GA+SCORECARD - CCI



Report Quarter: Q3 FY2016

Provider/Program Name: Georgia Baptist Children's Home & Family Ministries - Palmetto Campus (864) - CCI

9250 Hutcheson Ferry Rd., Palmetto, GA 30268 Phone: 770-463-3344 Vendor ID# 35366	Quarterly Scores (Grades)		Current Quarter Score (Grade)
	Q1: 94.18 (A)	Q2: 93.34 (A-)	92.98%
	Q3: 92.98 (A-)	Q4: 97.36 (A+)	(A-)

Program Census Information:	# Children in Care During Quarter: 34	# Placements During Quarter: 34	# Children in Care On Last Day: 21
-----------------------------	---------------------------------------	---------------------------------	------------------------------------

	Avg Performance All CCIs (%)	Provider Performance (%)*	Possible Points (Weight)	Provider Points Earned
--	-------------------------------------	----------------------------------	---------------------------------	-------------------------------

OPM Monitoring Reviews

Annual Comprehensive Reviews	90%	76%	25	19.08
Safety Reviews	96%	93%	15	13.99
Monitoring Sub-Total			40	33.07

CCI Safety Outcomes

Incidence of Maltreatment	0.15%	No Substantiated Reports	10	10.00
Staff Training	78%	75%	4	3.00
Safety Sub-Total			14	13.00

CCI Permanency Outcomes

Placement Stability	91%	97%	15	14.55
Sibling Contacts	9%	8%	5	0.40
Permanency Sub-Total			20	14.95

CCI Well-Being Outcomes

EPSDT Medical Visits	91%	100%	4	4.00
EPSDT Dental Visits	87%	96%	4	3.84
Academic Supports	82%	94%	4	3.76
Provider ECEM Visits	82%	75%	7	5.25
Provider General Contacts	80%	73%	7	5.11
Well-Being Sub-Total			26	21.96

*Performance calculation descriptions can be found in the FY 2016 RBWO PBP Measurements and Standards Guide.

Monitoring & Outcomes: Possible Points = 100		Points Earned = 82.98	
Score Before Incentives Credit		82.98%	
Incentives Awarded		10.00 pts	
PBP Verification		N/A pts	
Total Score		92.98%	

Provider/Program Name: Georgia Baptist Children's Home & Family Ministries - Palmetto Campus (864) - CCI



DHS, DFCS, Office of Provider Management
Performance-Based Placement Measures
RBWO Provider GA+SCORECARD - CCI



Report Quarter: Q3 FY2016

Program Census Information:		# Children in Care During Quarter: 34	# Placements During Quarter: 34	# Children in Care On Last Day: 21
CCI Incentive Credits	Avg Performance All CCIs (Points)	Provider Performance (%)*	Possible Points (Weight)	Provider Points Earned
Early EPSDT Medical Visits		100%	2	2.00
Early EPSDT Dental Visits		83%	2	1.66
Permanency Contacts		6%	5	0.30
Additional Academic Supports		0%	2	0.00
Active Agency Accreditation		50%	4	2.00
Staff Clinical Licensure		10%	5	0.50
Behavior Management (threshold = 0)		100%	4	4.00
Incentives Total	7.67		24	10.46
Maximum total combined incentive credit allowed is 10 points.			Incentives Awarded	10.00

*Performance calculation descriptions can be found in the FY 2016 RBWO PBP Measurements and Standards Guide.

Child Protective Services Investigations and Dispositions

The following investigations data, which is not used for scoring but is considered significant to a provider's performance, is from Georgia SHINES and is not considered final or complete until the end of the fiscal year.

Total Reports:	2
Number Screened In:	0
Number Screened Out:	2
Number Substantiated:	0
Number Unsubstantiated:	0
Number Active CPS Investigations:	0



DHS, DFCS, Office of Provider Management
Performance-Based Placement Measures
RBWO Provider GA+SCORECARD - CCI



Report Quarter: Q3 FY2016

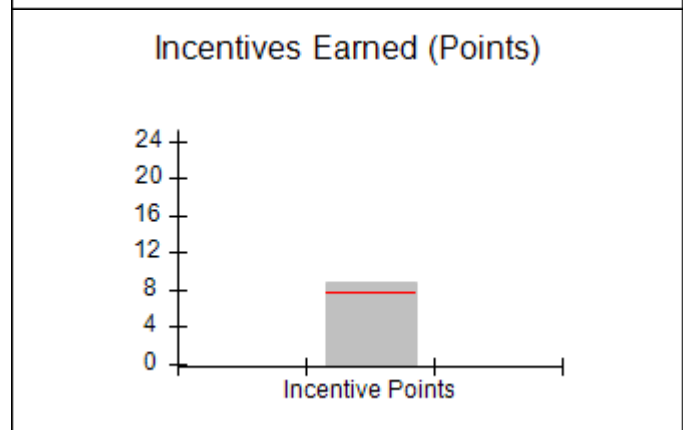
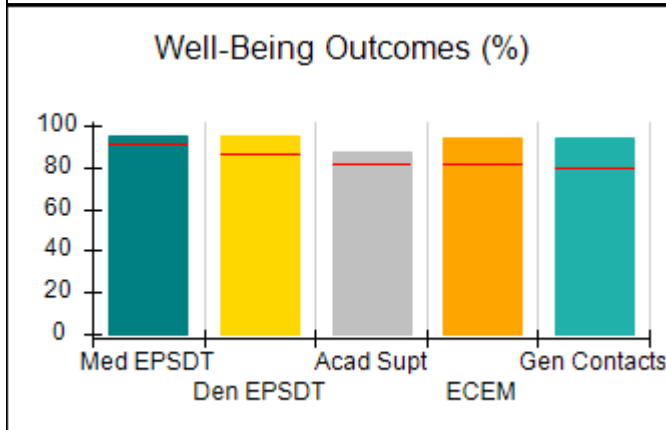
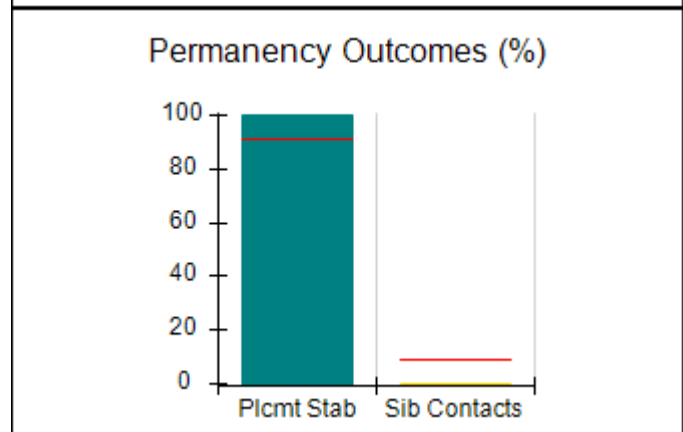
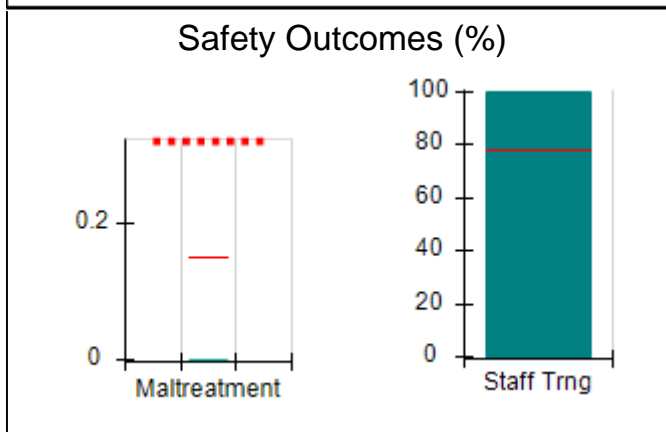
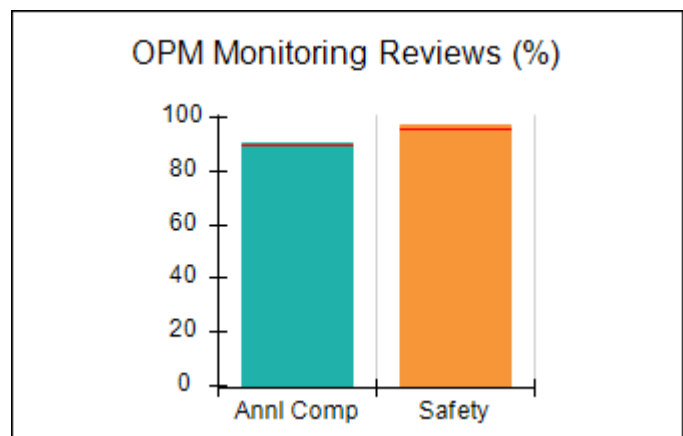
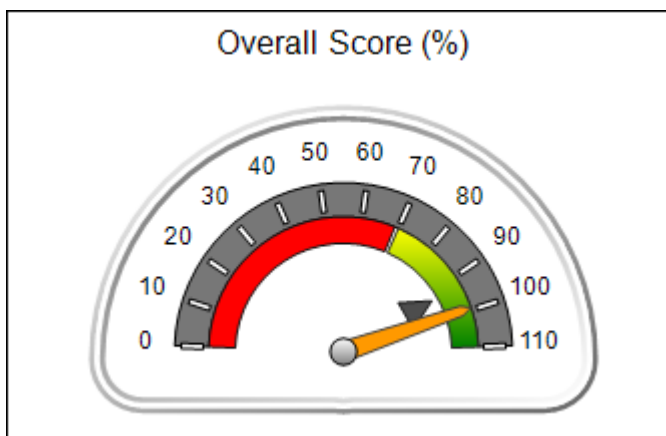
Provider/Program Name: Georgia Sheriff's Youth Home - dba Boys Ranch (676) - CCI

5671 Hwy 122 E., Hahira, GA 31632 Phone: 229-794-2606 Vendor ID# 35379	Quarterly Scores (Grades)		Current Quarter Score (Grade)
	Q1: 98.92 (A+)	Q2: 106.19 (A+)	99.39% (A+)
	Q3: 99.39 (A+)	Q4: 104.13 (A+)	
Program Census Information:	# Children in Care During Quarter: 20	# Placements During Quarter: 20	# Children in Care On Last Day: 19

Quarterly Provider Comparisons to All CCIs

■■■■■■■■ indicates MalTx Threshold

▼ ————— indicates average for all CCIs





DHS, DFCS, Office of Provider Management
Performance-Based Placement Measures
RBWO Provider GA+SCORECARD - CCI
Report Quarter: Q3 FY2016



Provider/Program Name: Georgia Sheriff's Youth Home - dba Boys Ranch (676) - CCI				
5671 Hwy 122 E., Hahira, GA 31632 Phone: 229-794-2606 Vendor ID# 35379		Quarterly Scores (Grades)		Current Quarter Score (Grade)
		Q1: 98.92 (A+)	Q2: 106.19 (A+)	99.39% (A+)
		Q3: 99.39 (A+)	Q4: 104.13 (A+)	
Program Census Information:		# Children in Care During Quarter: 20	# Placements During Quarter: 20	# Children in Care On Last Day: 19
	Avg Performance All CCIs (%)	Provider Performance (%)*	Possible Points (Weight)	Provider Points Earned
OPM Monitoring Reviews				
Annual Comprehensive Reviews	90%	91%	25	22.73
Safety Reviews	96%	97%	15	14.59
Monitoring Sub-Total			40	37.31
CCI Safety Outcomes				
Incidence of Maltreatment	0.15%	No Substantiated Reports	10	10.00
Staff Training	78%	100%	4	4.00
Safety Sub-Total			14	14.00
CCI Permanency Outcomes				
Placement Stability	91%	100%	15	15.00
Sibling Contacts	9%	0%	5	0.00
Permanency Sub-Total			20	15.00
CCI Well-Being Outcomes				
EPSDT Medical Visits	91%	95%	4	3.80
EPSDT Dental Visits	87%	95%	4	3.80
Academic Supports	82%	87%	4	3.48
Provider ECEM Visits	82%	94%	7	6.58
Provider General Contacts	80%	94%	7	6.58
Well-Being Sub-Total			26	24.24
*Performance calculation descriptions can be found in the FY 2016 RBWO PBP Measurements and Standards Guide.				

Monitoring & Outcomes: Possible Points = 100	Points Earned = 90.55
Score Before Incentives Credit	90.55%
Incentives Awarded	8.84 pts
PBP Verification	0.00 pts
Total Score	99.39%

Provider/Program Name: Georgia Sheriff's Youth Home - dba Boys Ranch (676) - CCI



DHS, DFCS, Office of Provider Management
Performance-Based Placement Measures
RBWO Provider GA+SCORECARD - CCI



Report Quarter: Q3 FY2016

Program Census Information:		# Children in Care During Quarter: 20	# Placements During Quarter: 20	# Children in Care On Last Day: 19
CCI Incentive Credits	Avg Performance All CCIs (Points)	Provider Performance (%)*	Possible Points (Weight)	Provider Points Earned
Early EPSDT Medical Visits		50%	2	1.00
Early EPSDT Dental Visits		88%	2	1.76
Permanency Contacts		0%	5	0.00
Additional Academic Supports		79%	2	1.58
Active Agency Accreditation		0%	4	0.00
Staff Clinical Licensure		10%	5	0.50
Behavior Management (threshold = 0)		100%	4	4.00
Incentives Total	7.67		24	8.84
Maximum total combined incentive credit allowed is 10 points.			Incentives Awarded	8.84

*Performance calculation descriptions can be found in the FY 2016 RBWO PBP Measurements and Standards Guide.

Child Protective Services Investigations and Dispositions		
The following investigations data, which is not used for scoring but is considered significant to a provider's performance, is from Georgia SHINES and is not considered final or complete until the end of the fiscal year.		
Total Reports:	0	
Number Screened In:	0	
Number Screened Out:	0	
Number Substantiated:	0	
Number Unsubstantiated:	0	
Number Active CPS Investigations:	0	



DHS, DFCS, Office of Provider Management
Performance-Based Placement Measures
RBWO Provider GA+SCORECARD - CCI
Report Quarter: Q3 FY2016



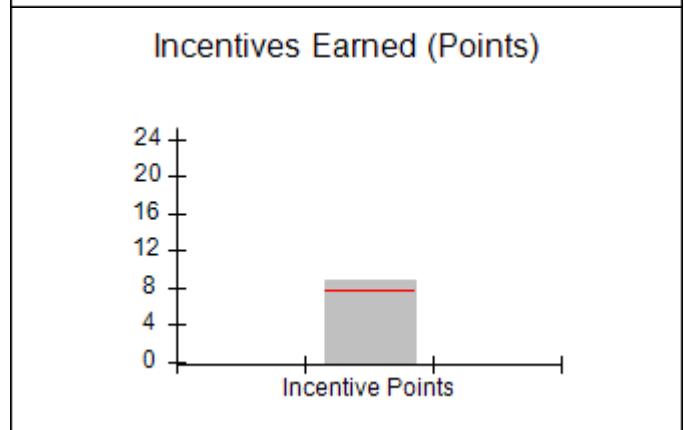
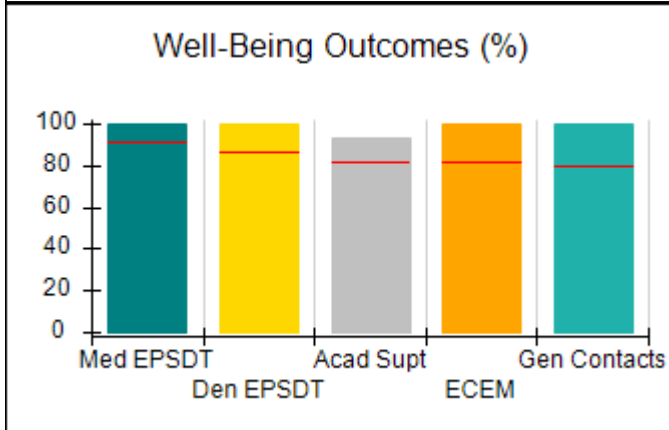
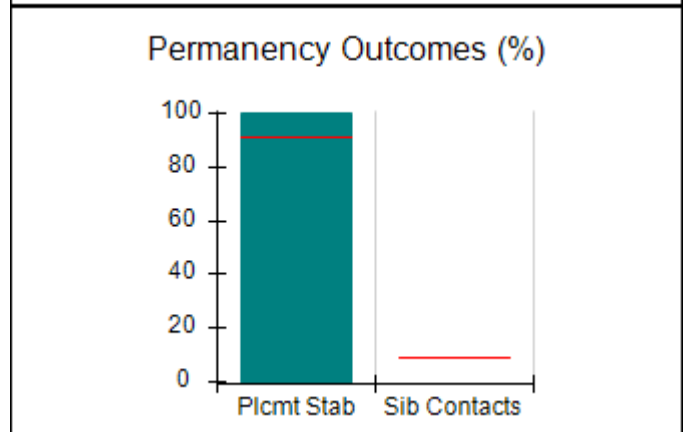
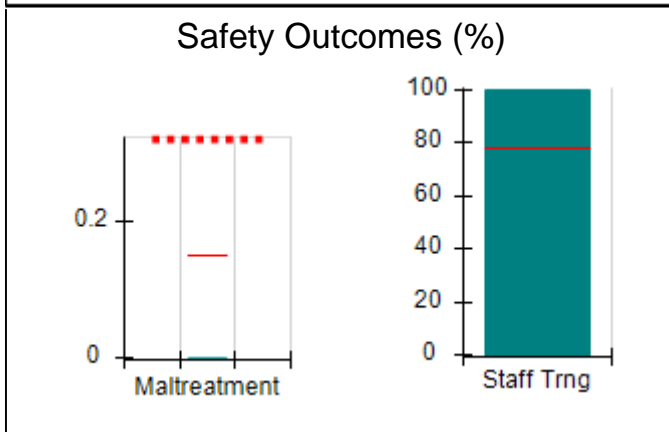
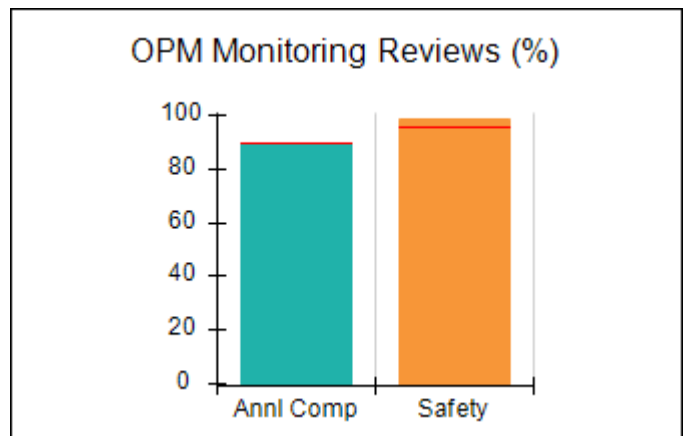
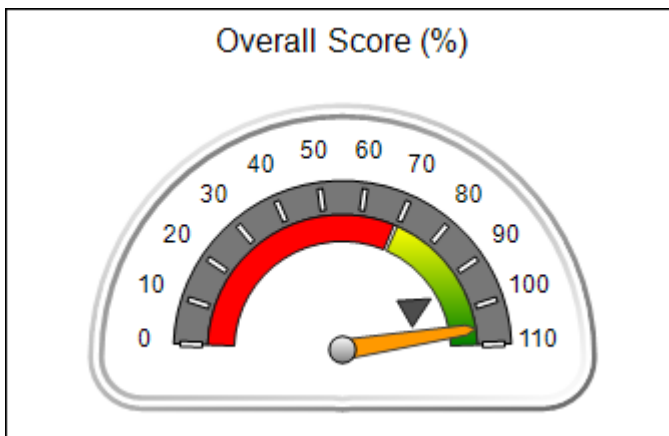
Provider/Program Name: Georgia Sheriff's Youth Home - dba Cherokee Estate (677) - CCI

850 Cherokee Estate Rd., Dalton, GA 30721 Phone: 706-259-8581 Vendor ID# 35382	Quarterly Scores (Grades)		Current Quarter Score (Grade)
	Q1: 107.32 (A+)	Q2: 105.65 (A+)	105.66% (A+)
	Q3: 105.66 (A+)	Q4: 95.20 (A)	
Program Census Information:	# Children in Care During Quarter: 16	# Placements During Quarter: 16	# Children in Care On Last Day: 14

Quarterly Provider Comparisons to All CCIs

■■■■■■■■ indicates MalTx Threshold

▼ ————— indicates average for all CCIs





DHS, DFCS, Office of Provider Management
Performance-Based Placement Measures
RBWO Provider GA+SCORECARD - CCI
Report Quarter: Q3 FY2016



Provider/Program Name: Georgia Sheriff's Youth Home - dba Cherokee Estate (677) - CCI

850 Cherokee Estate Rd., Dalton, GA 30721 Phone: 706-259-8581 Vendor ID# 35382	Quarterly Scores (Grades)		Current Quarter Score (Grade)
	Q1: 107.32 (A+)	Q2: 105.65 (A+)	105.66%
	Q3: 105.66 (A+)	Q4: 95.20 (A)	(A+)

Program Census Information:	# Children in Care During Quarter: 16	# Placements During Quarter: 16	# Children in Care On Last Day: 14
-----------------------------	---------------------------------------	---------------------------------	------------------------------------

	Avg Performance All CCIs (%)	Provider Performance (%)*	Possible Points (Weight)	Provider Points Earned
--	-------------------------------------	----------------------------------	---------------------------------	-------------------------------

OPM Monitoring Reviews

Annual Comprehensive Reviews	90%	89%	25	22.37
Safety Reviews	96%	99%	15	14.83
Monitoring Sub-Total			40	37.20

CCI Safety Outcomes

Incidence of Maltreatment	0.15%	No Substantiated Reports	10	10.00
Staff Training	78%	100%	4	4.00
Safety Sub-Total			14	14.00

CCI Permanency Outcomes

Placement Stability	91%	100%	20	20.00
Sibling Contacts	9%	None Planned		
Permanency Sub-Total			20	20.00

CCI Well-Being Outcomes

EPSDT Medical Visits	91%	100%	4	4.00
EPSDT Dental Visits	87%	100%	4	4.00
Academic Supports	82%	93%	4	3.72
Provider ECEM Visits	82%	100%	7	7.00
Provider General Contacts	80%	100%	7	7.00
Well-Being Sub-Total			26	25.72

*Performance calculation descriptions can be found in the FY 2016 RBWO PBP Measurements and Standards Guide.

Monitoring & Outcomes: Possible Points = 100		Points Earned = 96.92	
Score Before Incentives Credit		96.92%	
Incentives Awarded		8.74 pts	
PBP Verification		N/A pts	
Total Score		105.66%	

Provider/Program Name: Georgia Sheriff's Youth Home - dba Cherokee Estate (677) - CCI



DHS, DFCS, Office of Provider Management
Performance-Based Placement Measures
RBWO Provider GA+SCORECARD - CCI



Report Quarter: Q3 FY2016

Program Census Information:		# Children in Care During Quarter: 16	# Placements During Quarter: 16	# Children in Care On Last Day: 14
CCI Incentive Credits	Avg Performance All CCIs (Points)	Provider Performance (%)*	Possible Points (Weight)	Provider Points Earned
Early EPSDT Medical Visits		100%	2	2.00
Early EPSDT Dental Visits		86%	2	1.72
Permanency Contacts		None Planned	5	
Additional Academic Supports		51%	2	1.02
Active Agency Accreditation		0%	4	0.00
Staff Clinical Licensure		0%	5	0.00
Behavior Management (threshold = 0)		100%	4	4.00
Incentives Total	7.67		24	8.74
Maximum total combined incentive credit allowed is 10 points.			Incentives Awarded	8.74

*Performance calculation descriptions can be found in the FY 2016 RBWO PBP Measurements and Standards Guide.

Child Protective Services Investigations and Dispositions		
The following investigations data, which is not used for scoring but is considered significant to a provider's performance, is from Georgia SHINES and is not considered final or complete until the end of the fiscal year.		
Total Reports:	0	
Number Screened In:	0	
Number Screened Out:	0	
Number Substantiated:	0	
Number Unsubstantiated:	0	
Number Active CPS Investigations:	0	



DHS, DFCS, Office of Provider Management
Performance-Based Placement Measures
RBWO Provider GA+SCORECARD - CCI



Report Quarter: Q3 FY2016

Provider/Program Name: Georgia Sheriff's Youth Home - dba Herrington Homes (678) - CCI

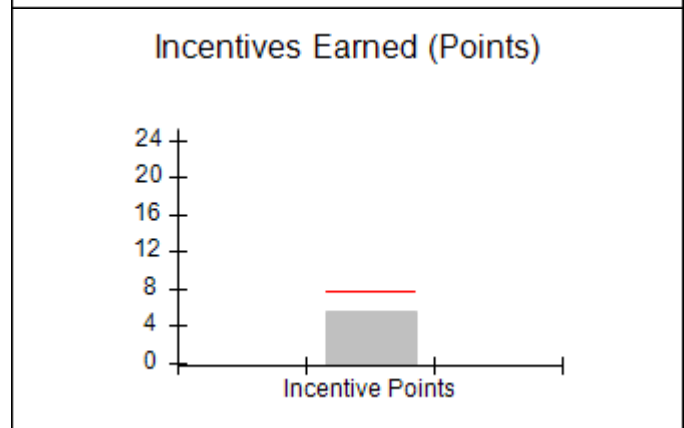
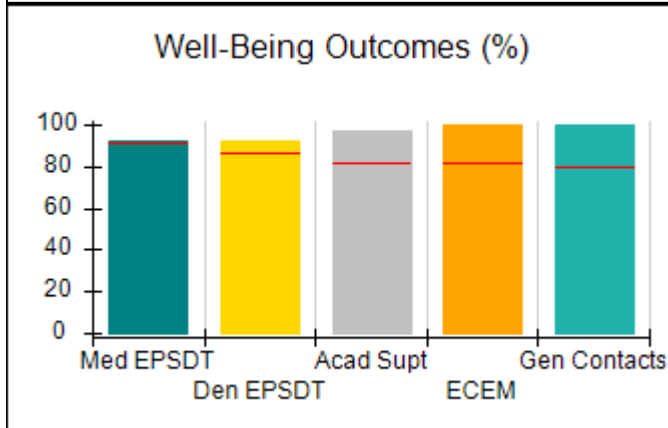
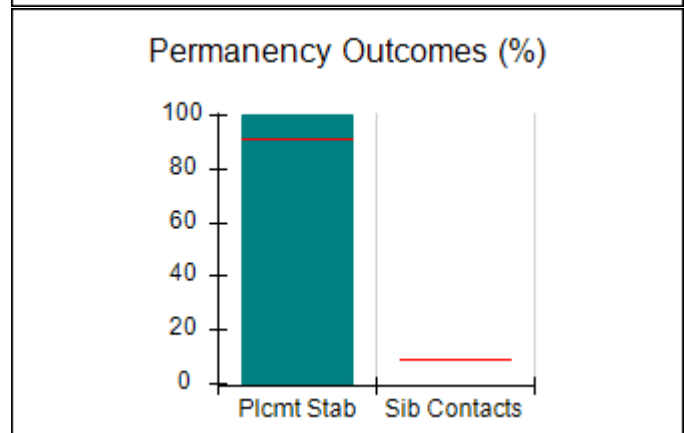
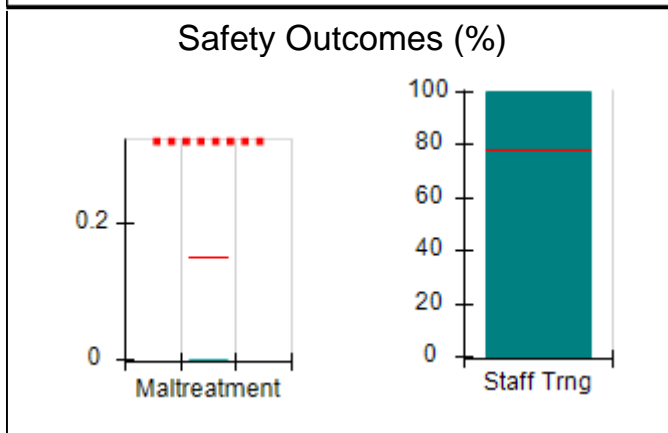
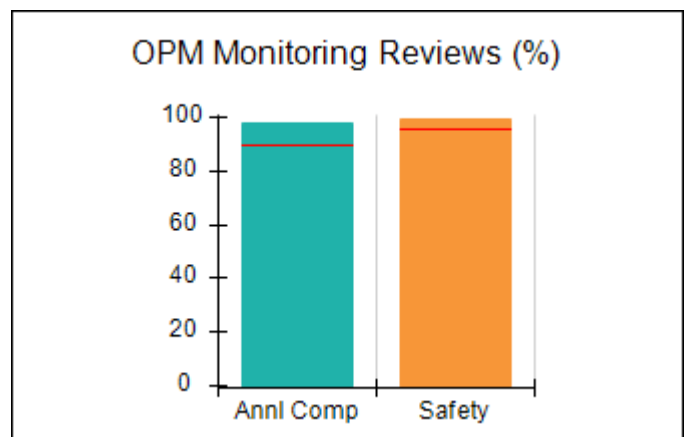
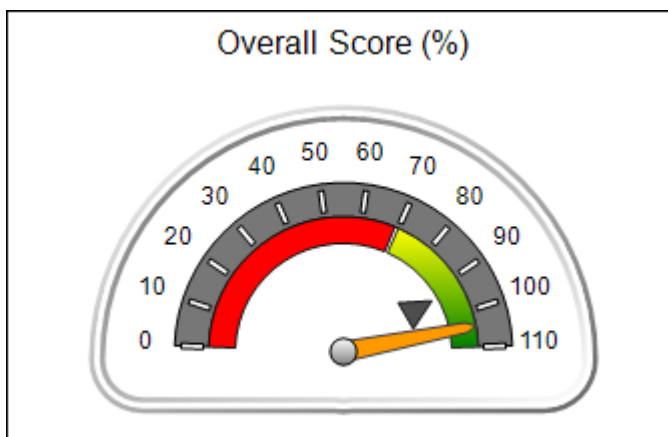
8109 Hwy. 297, Nunez, GA 30448 Phone: 912-562-3968 Vendor ID# 35380	Quarterly Scores (Grades)		Current Quarter Score (Grade)
	Q1: 99.47 (A+)	Q2: 105.15 (A+)	104.37% (A+)
	Q3: 104.37 (A+)	Q4: 105.31 (A+)	

Program Census Information:	# Children in Care During Quarter: 13	# Placements During Quarter: 13	# Children in Care On Last Day: 11
-----------------------------	---------------------------------------	---------------------------------	------------------------------------

Quarterly Provider Comparisons to All CCIs

■■■■■■■■ indicates MalTx Threshold

▼ ————— indicates average for all CCIs





DHS, DFCS, Office of Provider Management
Performance-Based Placement Measures
RBWO Provider GA+SCORECARD - CCI



Report Quarter: Q3 FY2016

Provider/Program Name: Georgia Sheriff's Youth Home - dba Herrington Homes (678) - CCI				
8109 Hwy. 297, Nunez, GA 30448		Quarterly Scores (Grades)		Current Quarter Score (Grade)
Phone: 912-562-3968		Q1: 99.47 (A+)	Q2: 105.15 (A+)	104.37%
Vendor ID# 35380		Q3: 104.37 (A+)	Q4: 105.31 (A+)	(A+)
Program Census Information:		# Children in Care During Quarter: 13	# Placements During Quarter: 13	# Children in Care On Last Day: 11
	Avg Performance All CCIs (%)	Provider Performance (%)*	Possible Points (Weight)	Provider Points Earned
OPM Monitoring Reviews				
Annual Comprehensive Reviews	90%	98%	25	24.58
Safety Reviews	96%	100%	15	14.95
Monitoring Sub-Total			40	39.53
CCI Safety Outcomes				
Incidence of Maltreatment	0.15%	No Substantiated Reports	10	10.00
Staff Training	78%	100%	4	4.00
Safety Sub-Total			14	14.00
CCI Permanency Outcomes				
Placement Stability	91%	100%	20	20.00
Sibling Contacts	9%	None Planned		
Permanency Sub-Total			20	20.00
CCI Well-Being Outcomes				
EPSDT Medical Visits	91%	92%	4	3.68
EPSDT Dental Visits	87%	92%	4	3.68
Academic Supports	82%	97%	4	3.88
Provider ECEM Visits	82%	100%	7	7.00
Provider General Contacts	80%	100%	7	7.00
Well-Being Sub-Total			26	25.24
*Performance calculation descriptions can be found in the FY 2016 RBWO PBP Measurements and Standards Guide.				

Monitoring & Outcomes: Possible Points = 100		Points Earned = 98.77	
Score Before Incentives Credit			98.77%
Incentives Awarded			5.60 pts
PBP Verification			N/A pts
Total Score			104.37%

Provider/Program Name: Georgia Sheriff's Youth Home - dba Herrington Homes (678) - CCI



DHS, DFCS, Office of Provider Management
Performance-Based Placement Measures
RBWO Provider GA+SCORECARD - CCI



Report Quarter: Q3 FY2016

Program Census Information:		# Children in Care During Quarter: 13	# Placements During Quarter: 13	# Children in Care On Last Day: 11
CCI Incentive Credits	Avg Performance All CCIs (Points)	Provider Performance (%)*	Possible Points (Weight)	Provider Points Earned
Early EPSDT Medical Visits		0%	2	0.00
Early EPSDT Dental Visits		60%	2	1.20
Permanency Contacts		None Planned	5	
Additional Academic Supports		20%	2	0.40
Active Agency Accreditation		0%	4	0.00
Staff Clinical Licensure		0%	5	0.00
Behavior Management (threshold = 0)		100%	4	4.00
Incentives Total	7.67		24	5.60
Maximum total combined incentive credit allowed is 10 points.			Incentives Awarded	5.60

*Performance calculation descriptions can be found in the FY 2016 RBWO PBP Measurements and Standards Guide.

Child Protective Services Investigations and Dispositions		
The following investigations data, which is not used for scoring but is considered significant to a provider's performance, is from Georgia SHINES and is not considered final or complete until the end of the fiscal year.		
Total Reports:	0	
Number Screened In:	0	
Number Screened Out:	0	
Number Substantiated:	0	
Number Unsubstantiated:	0	
Number Active CPS Investigations:	0	



DHS, DFCS, Office of Provider Management
Performance-Based Placement Measures
RBWO Provider GA+SCORECARD - CCI



Report Quarter: Q3 FY2016

Provider/Program Name: Georgia Sheriff's Youth Home - dba Mountainview (963) - CCI

716 Jackson Lake Road, Chatsworth, GA 30705

Phone: 706 695-2100

Vendor ID# 35383

Quarterly Scores (Grades)

Q1: 104.53 (A+)

Q2: 106.05 (A+)

Q3: 108.79 (A+)

Q4: 105.15 (A+)

Current Quarter Score (Grade)

108.79%

(A+)

Program Census Information:

Children in Care During Quarter: 6

Placements During Quarter: 6

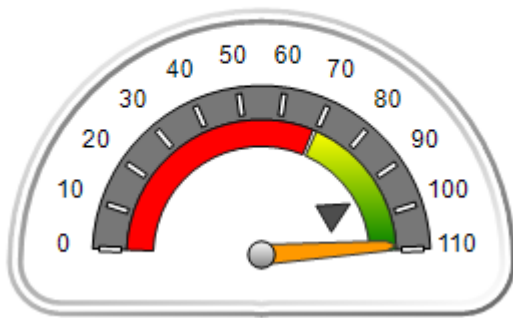
Children in Care On Last Day: 5

Quarterly Provider Comparisons to All CCIs

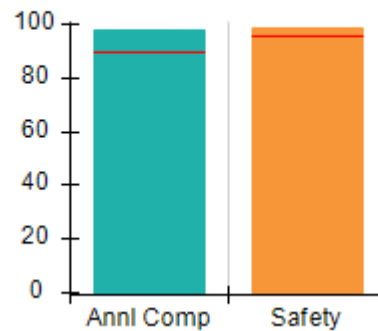
■■■■■■■■ indicates MalTx Threshold

▼ indicates average for all CCIs

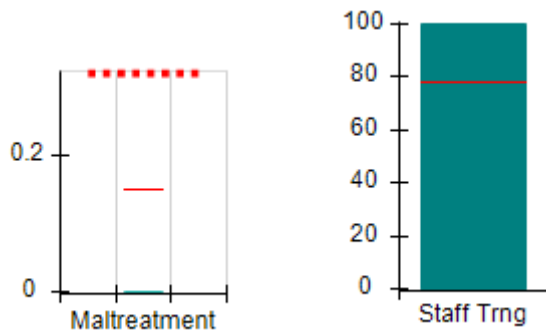
Overall Score (%)



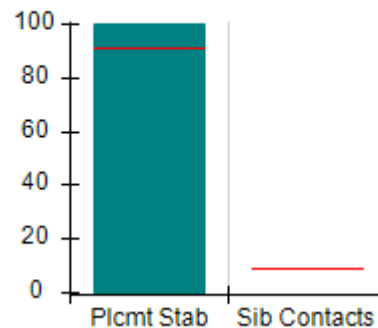
OPM Monitoring Reviews (%)



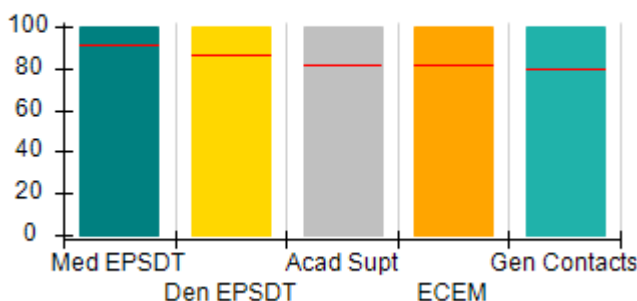
Safety Outcomes (%)



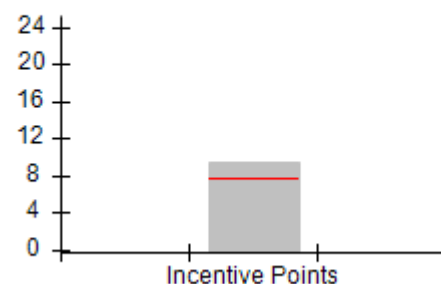
Permanency Outcomes (%)



Well-Being Outcomes (%)



Incentives Earned (Points)





DHS, DFCS, Office of Provider Management
Performance-Based Placement Measures
RBWO Provider GA+SCORECARD - CCI
Report Quarter: Q3 FY2016



Provider/Program Name: Georgia Sheriff's Youth Home - dba Mountainview (963) - CCI				
716 Jackson Lake Road, Chatsworth, GA 30705 Phone: 706 695-2100 Vendor ID# 35383		Quarterly Scores (Grades)		Current Quarter Score (Grade)
		Q1: 104.53 (A+)	Q2: 106.05 (A+)	108.79%
		Q3: 108.79 (A+)	Q4: 105.15 (A+)	(A+)
Program Census Information:		# Children in Care During Quarter: 6	# Placements During Quarter: 6	# Children in Care On Last Day: 5
	Avg Performance All CCIs (%)	Provider Performance (%)*	Possible Points (Weight)	Provider Points Earned
OPM Monitoring Reviews				
Annual Comprehensive Reviews	90%	98%	25	24.58
Safety Reviews	96%	99%	15	14.87
Monitoring Sub-Total			40	39.45
CCI Safety Outcomes				
Incidence of Maltreatment	0.15%	No Substantiated Reports	10	10.00
Staff Training	78%	100%	4	4.00
Safety Sub-Total			14	14.00
CCI Permanency Outcomes				
Placement Stability	91%	100%	20	20.00
Sibling Contacts	9%	None Planned		
Permanency Sub-Total			20	20.00
CCI Well-Being Outcomes				
EPSDT Medical Visits	91%	100%	4	4.00
EPSDT Dental Visits	87%	100%	4	4.00
Academic Supports	82%	100%	4	4.00
Provider ECEM Visits	82%	100%	7	7.00
Provider General Contacts	80%	100%	7	7.00
Well-Being Sub-Total			26	26.00
*Performance calculation descriptions can be found in the FY 2016 RBWO PBP Measurements and Standards Guide.				

Monitoring & Outcomes: Possible Points = 100		Points Earned = 99.45	
Score Before Incentives Credit			99.45%
Incentives Awarded			9.34 pts
PBP Verification			N/A pts
Total Score			108.79%

Provider/Program Name: Georgia Sheriff's Youth Home - dba Mountainview (963) - CCI



DHS, DFCS, Office of Provider Management
Performance-Based Placement Measures
RBWO Provider GA+SCORECARD - CCI



Report Quarter: Q3 FY2016

Program Census Information:		# Children in Care During Quarter: 6	# Placements During Quarter: 6	# Children in Care On Last Day: 5
CCI Incentive Credits	Avg Performance All CCIs (Points)	Provider Performance (%)*	Possible Points (Weight)	Provider Points Earned
Early EPSDT Medical Visits		100%	2	2.00
Early EPSDT Dental Visits		100%	2	2.00
Permanency Contacts		None Planned	5	
Additional Academic Supports		67%	2	1.34
Active Agency Accreditation		0%	4	0.00
Staff Clinical Licensure		0%	5	0.00
Behavior Management (threshold = 0)		100%	4	4.00
Incentives Total	7.67		24	9.34
Maximum total combined incentive credit allowed is 10 points.			Incentives Awarded	9.34

*Performance calculation descriptions can be found in the FY 2016 RBWO PBP Measurements and Standards Guide.

Child Protective Services Investigations and Dispositions		
The following investigations data, which is not used for scoring but is considered significant to a provider's performance, is from Georgia SHINES and is not considered final or complete until the end of the fiscal year.		
Total Reports:	0	
Number Screened In:	0	
Number Screened Out:	0	
Number Substantiated:	0	
Number Unsubstantiated:	0	
Number Active CPS Investigations:	0	



DHS, DFCS, Office of Provider Management
Performance-Based Placement Measures
RBWO Provider GA+SCORECARD - CCI
Report Quarter: Q3 FY2016



Provider/Program Name: Georgia Sheriff's Youth Home - dba Pineland (679) - CCI

2048 Young's Mill Rd., LaGrange, GA 30241

Phone: 706-845-9771

Vendor ID# 35381

Quarterly Scores (Grades)

Q1: 104.80 (A+)

Q2: 109.88 (A+)

Q3: 101.09 (A+)

Q4: 102.18 (A+)

Current Quarter Score (Grade)

101.09%

(A+)

Program Census Information:

Children in Care During Quarter: 14

Placements During Quarter: 14

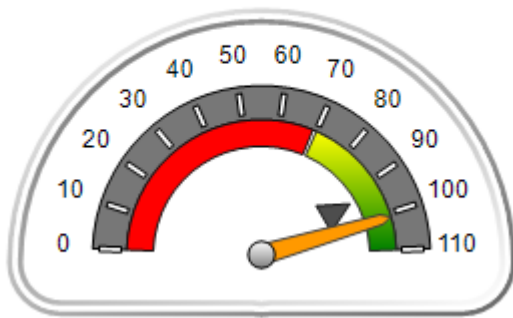
Children in Care On Last Day: 9

Quarterly Provider Comparisons to All CCIs

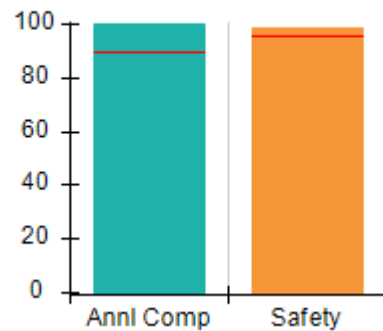
■■■■■■■■ indicates MalTx Threshold

▼ ————— indicates average for all CCIs

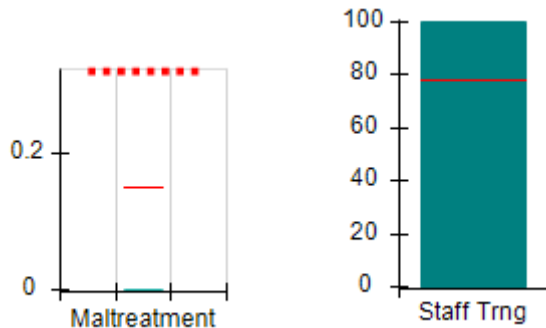
Overall Score (%)



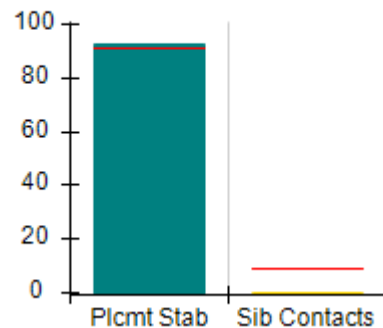
OPM Monitoring Reviews (%)



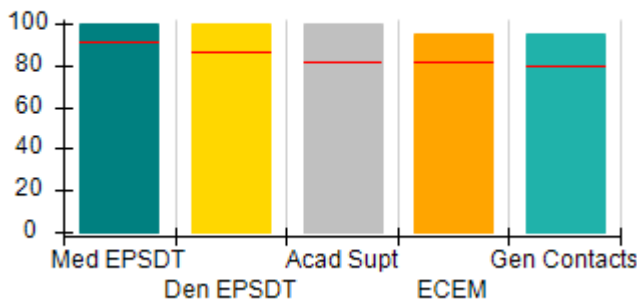
Safety Outcomes (%)



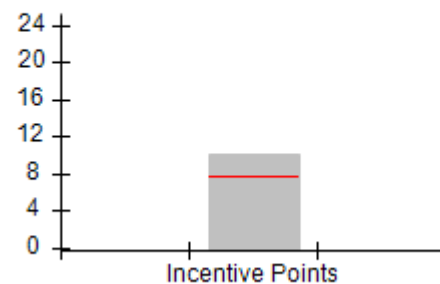
Permanency Outcomes (%)



Well-Being Outcomes (%)



Incentives Earned (Points)





DHS, DFCS, Office of Provider Management
Performance-Based Placement Measures
RBWO Provider GA+SCORECARD - CCI
Report Quarter: Q3 FY2016



Provider/Program Name: Georgia Sheriff's Youth Home - dba Pineland (679) - CCI				
2048 Young's Mill Rd., LaGrange, GA 30241		Quarterly Scores (Grades)		Current Quarter Score (Grade)
Phone: 706-845-9771		Q1: 104.80 (A+)	Q2: 109.88 (A+)	101.09% (A+)
Vendor ID# 35381		Q3: 101.09 (A+)	Q4: 102.18 (A+)	
Program Census Information:		# Children in Care During Quarter: 14	# Placements During Quarter: 14	# Children in Care On Last Day: 9
	Avg Performance All CCIs (%)	Provider Performance (%)*	Possible Points (Weight)	Provider Points Earned
OPM Monitoring Reviews				
Annual Comprehensive Reviews	90%	100%	25	25.00
Safety Reviews	96%	99%	15	14.84
Monitoring Sub-Total			40	39.84
CCI Safety Outcomes				
Incidence of Maltreatment	0.15%	No Substantiated Reports	10	10.00
Staff Training	78%	100%	4	4.00
Safety Sub-Total			14	14.00
CCI Permanency Outcomes				
Placement Stability	91%	93%	15	13.95
Sibling Contacts	9%	0%	5	0.00
Permanency Sub-Total			20	13.95
CCI Well-Being Outcomes				
EPSDT Medical Visits	91%	100%	4	4.00
EPSDT Dental Visits	87%	100%	4	4.00
Academic Supports	82%	100%	4	4.00
Provider ECEM Visits	82%	95%	7	6.65
Provider General Contacts	80%	95%	7	6.65
Well-Being Sub-Total			26	25.30
*Performance calculation descriptions can be found in the FY 2016 RBWO PBP Measurements and Standards Guide.				

Monitoring & Outcomes: Possible Points = 100	Points Earned = 93.09
Score Before Incentives Credit	93.09%
Incentives Awarded	10.00 pts
PBP Verification	-2.00 pts
Total Score	101.09%

Provider/Program Name: Georgia Sheriff's Youth Home - dba Pineland (679) - CCI



DHS, DFCS, Office of Provider Management
Performance-Based Placement Measures
RBWO Provider GA+SCORECARD - CCI



Report Quarter: Q3 FY2016

Program Census Information:		# Children in Care During Quarter: 14	# Placements During Quarter: 14	# Children in Care On Last Day: 9
CCI Incentive Credits	Avg Performance All CCIs (Points)	Provider Performance (%)*	Possible Points (Weight)	Provider Points Earned
Early EPSDT Medical Visits		100%	2	2.00
Early EPSDT Dental Visits		100%	2	2.00
Permanency Contacts		0%	5	0.00
Additional Academic Supports		100%	2	2.00
Active Agency Accreditation		0%	4	0.00
Staff Clinical Licensure		0%	5	0.00
Behavior Management (threshold = 0)		100%	4	4.00
Incentives Total	7.67		24	10.00
Maximum total combined incentive credit allowed is 10 points.			Incentives Awarded	10.00

*Performance calculation descriptions can be found in the FY 2016 RBWO PBP Measurements and Standards Guide.

Child Protective Services Investigations and Dispositions

The following investigations data, which is not used for scoring but is considered significant to a provider's performance, is from Georgia SHINES and is not considered final or complete until the end of the fiscal year.

Total Reports:	0
Number Screened In:	0
Number Screened Out:	0
Number Substantiated:	0
Number Unsubstantiated:	0
Number Active CPS Investigations:	0



DHS, DFCS, Office of Provider Management
Performance-Based Placement Measures
RBWO Provider GA+SCORECARD - CCI



Report Quarter: Q3 FY2016

Provider/Program Name: Goshen Valley Foundation - dba Goshen Valley Boy's Ranch (687) - CCI

387 Goshen Church Way, Waleska, GA 30183

Phone: 7707964618

Vendor ID# 35392

Quarterly Scores (Grades)

Q1: 105.48 (A+)

Q2: 106.73 (A+)

Q3: 107.01 (A+)

Q4: 108.33 (A+)

Current Quarter Score (Grade)

107.01%

(A+)

Program Census Information:

Children in Care During Quarter: 49

Placements During Quarter: 49

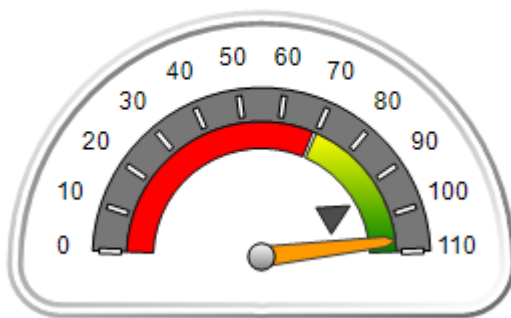
Children in Care On Last Day: 38

Quarterly Provider Comparisons to All CCIs

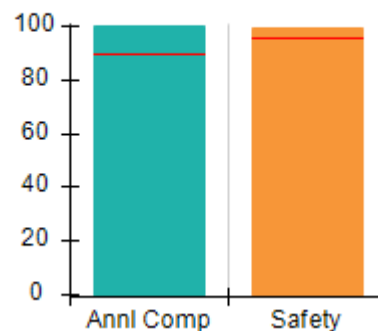
■■■■■■■■ indicates MalTx Threshold

▼ indicates average for all CCIs

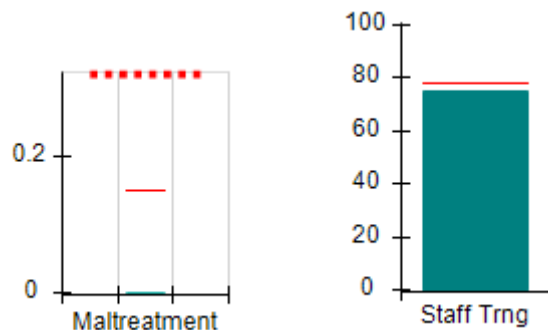
Overall Score (%)



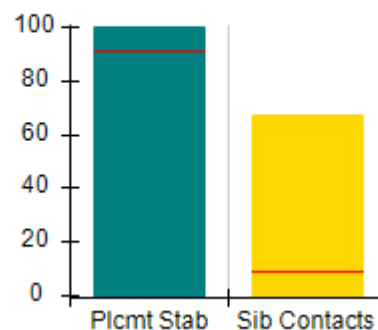
OPM Monitoring Reviews (%)



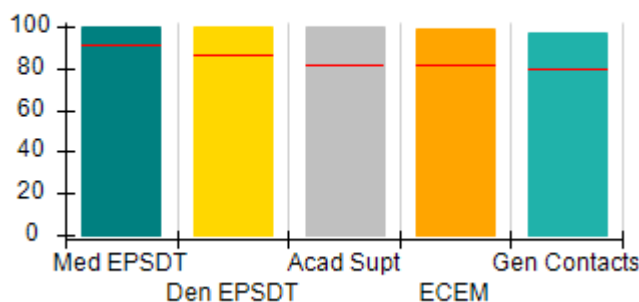
Safety Outcomes (%)



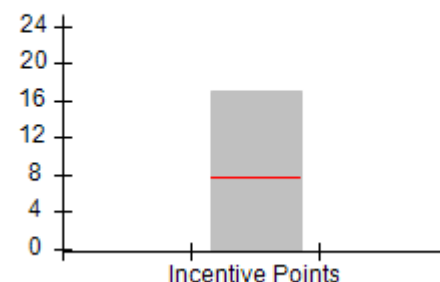
Permanency Outcomes (%)



Well-Being Outcomes (%)



Incentives Earned (Points)





DHS, DFCS, Office of Provider Management
Performance-Based Placement Measures
RBWO Provider GA+SCORECARD - CCI



Report Quarter: Q3 FY2016

Provider/Program Name: Goshen Valley Foundation - dba Goshen Valley Boy's Ranch (687) - CCI				
387 Goshen Church Way, Waleska, GA 30183		Quarterly Scores (Grades)		Current Quarter Score (Grade)
Phone: 7707964618		Q1: 105.48 (A+)	Q2: 106.73 (A+)	107.01%
Vendor ID# 35392		Q3: 107.01 (A+)	Q4: 108.33 (A+)	(A+)
Program Census Information:		# Children in Care During Quarter: 49	# Placements During Quarter: 49	# Children in Care On Last Day: 38
	Avg Performance All CCIs (%)	Provider Performance (%)*	Possible Points (Weight)	Provider Points Earned
OPM Monitoring Reviews				
Annual Comprehensive Reviews	90%	100%	25	25.00
Safety Reviews	96%	100%	15	14.94
Monitoring Sub-Total			40	39.94
CCI Safety Outcomes				
Incidence of Maltreatment	0.15%	No Substantiated Reports	10	10.00
Staff Training	78%	75%	4	3.00
Safety Sub-Total			14	13.00
CCI Permanency Outcomes				
Placement Stability	91%	100%	15	15.00
Sibling Contacts	9%	67%	5	3.35
Permanency Sub-Total			20	18.35
CCI Well-Being Outcomes				
EPSDT Medical Visits	91%	100%	4	4.00
EPSDT Dental Visits	87%	100%	4	4.00
Academic Supports	82%	100%	4	4.00
Provider ECEM Visits	82%	99%	7	6.93
Provider General Contacts	80%	97%	7	6.79
Well-Being Sub-Total			26	25.72
*Performance calculation descriptions can be found in the FY 2016 RBWO PBP Measurements and Standards Guide.				

Monitoring & Outcomes: Possible Points = 100		Points Earned = 97.01	
Score Before Incentives Credit			97.01%
Incentives Awarded			10.00 pts
PBP Verification			N/A pts
Total Score			107.01%

Provider/Program Name: Goshen Valley Foundation - dba Goshen Valley Boy's Ranch (687) - CCI



DHS, DFCS, Office of Provider Management
Performance-Based Placement Measures
RBWO Provider GA+SCORECARD - CCI



Report Quarter: Q3 FY2016

Program Census Information:		# Children in Care During Quarter: 49	# Placements During Quarter: 49	# Children in Care On Last Day: 38
CCI Incentive Credits	Avg Performance All CCIs (Points)	Provider Performance (%)*	Possible Points (Weight)	Provider Points Earned
Early EPSDT Medical Visits		100%	2	2.00
Early EPSDT Dental Visits		100%	2	2.00
Permanency Contacts		100%	5	5.00
Additional Academic Supports		100%	2	2.00
Active Agency Accreditation		50%	4	2.00
Staff Clinical Licensure		0%	5	0.00
Behavior Management (threshold = 0)		100%	4	4.00
Incentives Total	7.67		24	17.00
Maximum total combined incentive credit allowed is 10 points.			Incentives Awarded	10.00
*Performance calculation descriptions can be found in the FY 2016 RBWO PBP Measurements and Standards Guide.				

Child Protective Services Investigations and Dispositions		
The following investigations data, which is not used for scoring but is considered significant to a provider's performance, is from Georgia SHINES and is not considered final or complete until the end of the fiscal year.		
Total Reports:	0	
Number Screened In:	0	
Number Screened Out:	0	
Number Substantiated:	0	
Number Unsubstantiated:	0	
Number Active CPS Investigations:	0	



DHS, DFCS, Office of Provider Management
Performance-Based Placement Measures
RBWO Provider GA+SCORECARD - CCI
Report Quarter: Q3 FY2016



Provider/Program Name: Goshen Valley Foundation - dba Hope House (5196) - CCI

187 Goshen Church Way, Waleska, GA 30183

Phone: 770-796-4618

Vendor ID# 106196

Quarterly Scores (Grades)

Q1: 106.86 (A+)

Q2: 104.65 (A+)

Q3: 103.25 (A+)

Q4: 100.65 (A+)

Current Quarter Score (Grade)

103.25%

(A+)

Program Census Information:

Children in Care During Quarter: 6

Placements During Quarter: 6

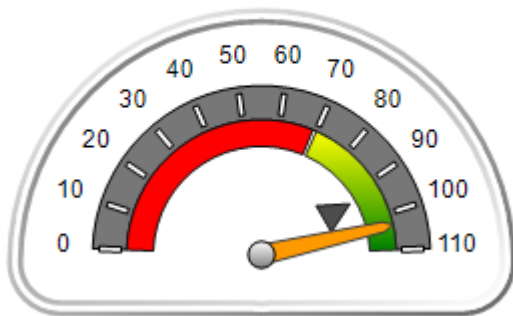
Children in Care On Last Day: 6

Quarterly Provider Comparisons to All CCIs

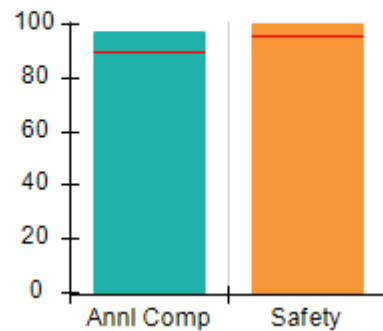
■■■■■■■■ indicates MalTx Threshold

▼ ————— indicates average for all CCIs

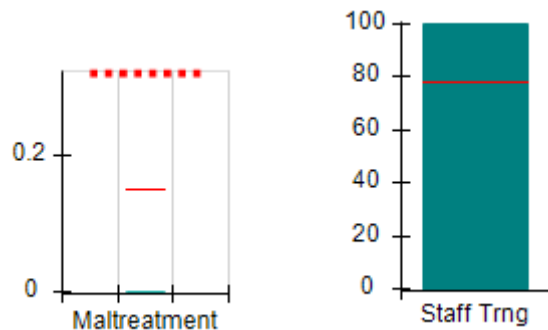
Overall Score (%)



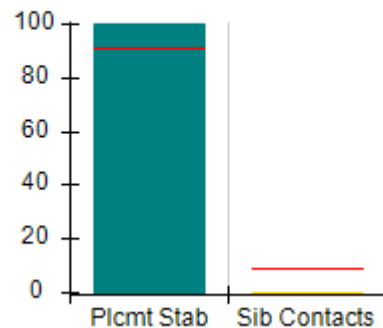
OPM Monitoring Reviews (%)



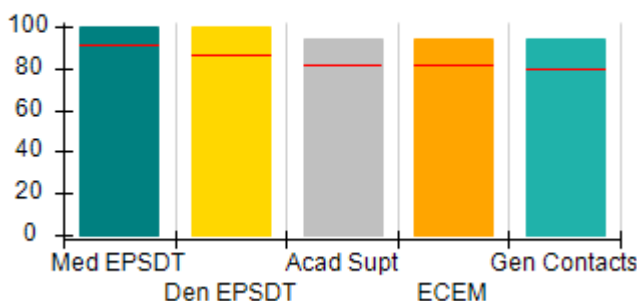
Safety Outcomes (%)



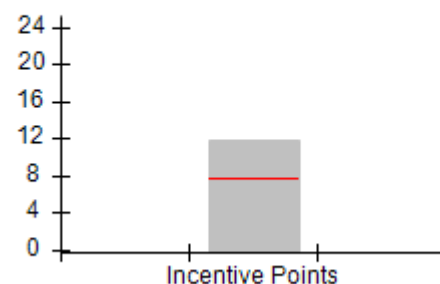
Permanency Outcomes (%)



Well-Being Outcomes (%)



Incentives Earned (Points)





DHS, DFCS, Office of Provider Management
Performance-Based Placement Measures
RBWO Provider GA+SCORECARD - CCI
Report Quarter: Q3 FY2016



Provider/Program Name: Goshen Valley Foundation - dba Hope House (5196) - CCI				
187 Goshen Church Way, Waleska, GA 30183		Quarterly Scores (Grades)		Current Quarter Score (Grade)
Phone: 770-796-4618		Q1: 106.86 (A+)	Q2: 104.65 (A+)	103.25%
Vendor ID# 106196		Q3: 103.25 (A+)	Q4: 100.65 (A+)	(A+)
Program Census Information:		# Children in Care During Quarter: 6	# Placements During Quarter: 6	# Children in Care On Last Day: 6
	Avg Performance All CCIs (%)	Provider Performance (%)*	Possible Points (Weight)	Provider Points Earned
OPM Monitoring Reviews				
Annual Comprehensive Reviews	90%	97%	25	24.33
Safety Reviews	96%	100%	15	15.00
Monitoring Sub-Total			40	39.33
CCI Safety Outcomes				
Incidence of Maltreatment	0.15%	No Substantiated Reports	10	10.00
Staff Training	78%	100%	4	4.00
Safety Sub-Total			14	14.00
CCI Permanency Outcomes				
Placement Stability	91%	100%	15	15.00
Sibling Contacts	9%	0%	5	0.00
Permanency Sub-Total			20	15.00
CCI Well-Being Outcomes				
EPSDT Medical Visits	91%	100%	4	4.00
EPSDT Dental Visits	87%	100%	4	4.00
Academic Supports	82%	94%	4	3.76
Provider ECEM Visits	82%	94%	7	6.58
Provider General Contacts	80%	94%	7	6.58
Well-Being Sub-Total			26	24.92
*Performance calculation descriptions can be found in the FY 2016 RBWO PBP Measurements and Standards Guide.				

Monitoring & Outcomes: Possible Points = 100		Points Earned = 93.25	
Score Before Incentives Credit		93.25%	
Incentives Awarded		10.00 pts	
PBP Verification		N/A pts	
Total Score		103.25%	

Provider/Program Name: Goshen Valley Foundation - dba Hope House (5196) - CCI
--



DHS, DFCS, Office of Provider Management
Performance-Based Placement Measures
RBWO Provider GA+SCORECARD - CCI



Report Quarter: Q3 FY2016

Program Census Information:		# Children in Care During Quarter: 6	# Placements During Quarter: 6	# Children in Care On Last Day: 6
CCI Incentive Credits	Avg Performance All CCIs (Points)	Provider Performance (%)*	Possible Points (Weight)	Provider Points Earned
Early EPSDT Medical Visits		100%	2	2.00
Early EPSDT Dental Visits		100%	2	2.00
Permanency Contacts		0%	5	0.00
Additional Academic Supports		94%	2	1.88
Active Agency Accreditation		50%	4	2.00
Staff Clinical Licensure		0%	5	0.00
Behavior Management (threshold = 0)		100%	4	4.00
Incentives Total	7.67		24	11.88
Maximum total combined incentive credit allowed is 10 points.			Incentives Awarded	10.00

*Performance calculation descriptions can be found in the FY 2016 RBWO PBP Measurements and Standards Guide.

Child Protective Services Investigations and Dispositions		
The following investigations data, which is not used for scoring but is considered significant to a provider's performance, is from Georgia SHINES and is not considered final or complete until the end of the fiscal year.		
Total Reports:	0	
Number Screened In:	0	
Number Screened Out:	0	
Number Substantiated:	0	
Number Unsubstantiated:	0	
Number Active CPS Investigations:	0	



DHS, DFCS, Office of Provider Management
Performance-Based Placement Measures
RBWO Provider GA+SCORECARD - CCI
Report Quarter: Q3 FY2016



Provider/Program Name: Greenbriar Children's Center - (688) - CCI

3709 Hopkins St., Savannah, GA 31405

Phone: 912-234-3431

Vendor ID# 35393

Quarterly Scores (Grades)

Current Quarter Score (Grade)

Q1: 80.54 (B-)

Q2: 80.78 (B-)

79.45%

Q3: 79.45 (C+)

Q4: 84.23 (B)

(C+)

Program Census Information:

Children in Care During Quarter: 14

Placements During Quarter: 14

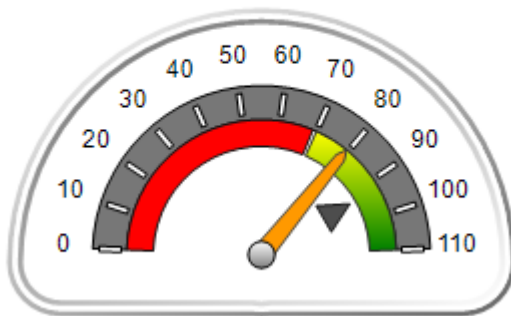
Children in Care On Last Day: 8

Quarterly Provider Comparisons to All CCIs

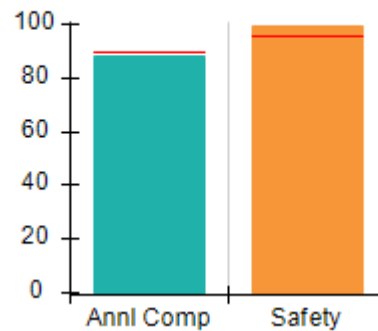
■■■■■■■■ indicates MalTx Threshold

▼ ————— indicates average for all CCIs

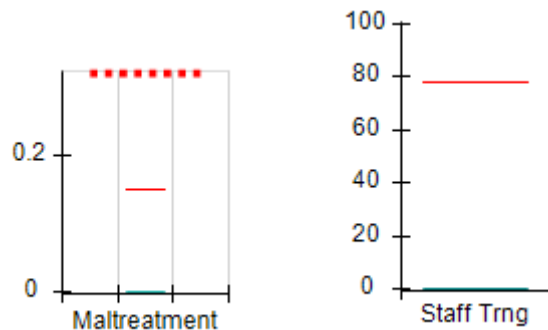
Overall Score (%)



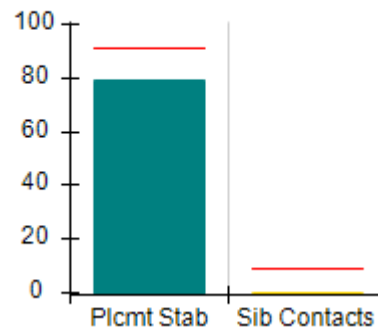
OPM Monitoring Reviews (%)



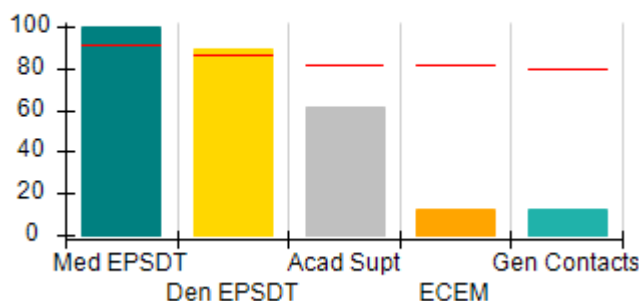
Safety Outcomes (%)



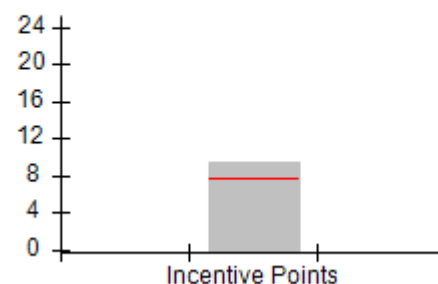
Permanency Outcomes (%)



Well-Being Outcomes (%)



Incentives Earned (Points)





DHS, DFCS, Office of Provider Management
Performance-Based Placement Measures
RBWO Provider GA+SCORECARD - CCI
Report Quarter: Q3 FY2016



Provider/Program Name: Greenbriar Children's Center - (688) - CCI

3709 Hopkins St., Savannah, GA 31405 Phone: 912-234-3431 Vendor ID# 35393	Quarterly Scores (Grades)		Current Quarter Score (Grade)
	Q1: 80.54 (B-)	Q2: 80.78 (B-)	79.45%
	Q3: 79.45 (C+)	Q4: 84.23 (B)	(C+)

Program Census Information:	# Children in Care During Quarter: 14	# Placements During Quarter: 14	# Children in Care On Last Day: 8
-----------------------------	---------------------------------------	---------------------------------	-----------------------------------

	Avg Performance All CCIs (%)	Provider Performance (%)*	Possible Points (Weight)	Provider Points Earned
--	------------------------------	---------------------------	--------------------------	------------------------

OPM Monitoring Reviews

Annual Comprehensive Reviews	90%	88%	25	22.11
Safety Reviews	96%	100%	15	14.93
Monitoring Sub-Total			40	37.04

CCI Safety Outcomes

Incidence of Maltreatment	0.15%	No Substantiated Reports	10	10.00
Staff Training	78%	0%	4	0.00
Safety Sub-Total			14	10.00

CCI Permanency Outcomes

Placement Stability	91%	79%	15	11.85
Sibling Contacts	9%	0%	5	0.00
Permanency Sub-Total			20	11.85

CCI Well-Being Outcomes

EPSDT Medical Visits	91%	100%	4	4.00
EPSDT Dental Visits	87%	89%	4	3.56
Academic Supports	82%	61%	4	2.44
Provider ECEM Visits	82%	13%	7	0.91
Provider General Contacts	80%	13%	7	0.91
Well-Being Sub-Total			26	11.82

*Performance calculation descriptions can be found in the FY 2016 RBWO PBP Measurements and Standards Guide.

Monitoring & Outcomes: Possible Points = 100		Points Earned = 70.71	
Score Before Incentives Credit		70.71%	
Incentives Awarded		9.34 pts	
PBP Verification		-0.60 pts	
Total Score		79.45%	

Provider/Program Name: Greenbriar Children's Center - (688) - CCI



DHS, DFCS, Office of Provider Management
Performance-Based Placement Measures
RBWO Provider GA+SCORECARD - CCI



Report Quarter: Q3 FY2016

Program Census Information:		# Children in Care During Quarter: 14	# Placements During Quarter: 14	# Children in Care On Last Day: 8
CCI Incentive Credits	Avg Performance All CCIs (Points)	Provider Performance (%)*	Possible Points (Weight)	Provider Points Earned
Early EPSDT Medical Visits		100%	2	2.00
Early EPSDT Dental Visits		67%	2	1.34
Permanency Contacts		0%	5	0.00
Additional Academic Supports		0%	2	0.00
Active Agency Accreditation		50%	4	2.00
Staff Clinical Licensure		0%	5	0.00
Behavior Management (threshold = 0)		100%	4	4.00
Incentives Total	7.67		24	9.34
Maximum total combined incentive credit allowed is 10 points.			Incentives Awarded	9.34

*Performance calculation descriptions can be found in the FY 2016 RBWO PBP Measurements and Standards Guide.

Child Protective Services Investigations and Dispositions		
The following investigations data, which is not used for scoring but is considered significant to a provider's performance, is from Georgia SHINES and is not considered final or complete until the end of the fiscal year.		
Total Reports:	0	
Number Screened In:	0	
Number Screened Out:	0	
Number Substantiated:	0	
Number Unsubstantiated:	0	
Number Active CPS Investigations:	0	



DHS, DFCS, Office of Provider Management
Performance-Based Placement Measures
RBWO Provider GA+SCORECARD - CCI
Report Quarter: Q3 FY2016



Provider/Program Name: Guardian Home of Hope, Inc. - (5187) - CCI

4290 Valley Crest Drive, Columbus, GA 31907

Phone: 762-821-2303

Vendor ID# 121306

Quarterly Scores (Grades)

Q1: 102.27 (A+)

Q2: 98.94 (A+)

Q3: 93.70 (A-)

Q4: 81.40 (B-)

Current Quarter Score (Grade)

93.70%

(A-)

Program Census Information:

Children in Care During Quarter: 4

Placements During Quarter: 4

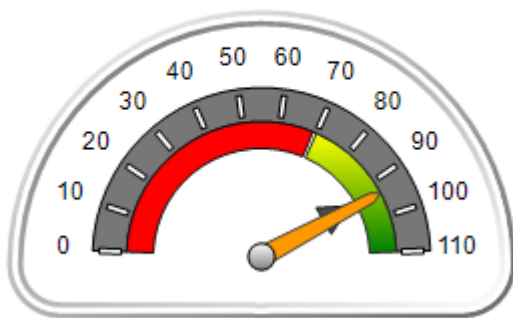
Children in Care On Last Day: 0

Quarterly Provider Comparisons to All CCIs

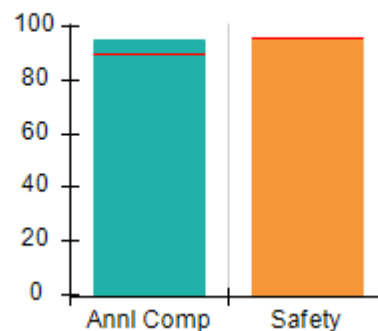
■■■■■■■■ indicates MalTx Threshold

▼ — indicates average for all CCIs

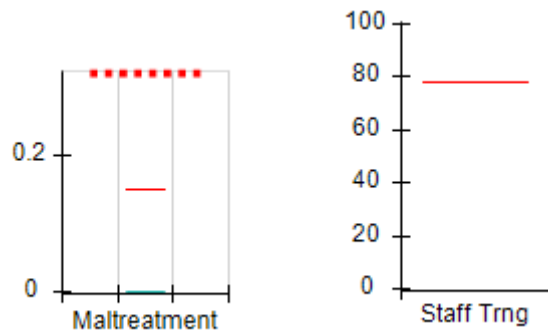
Overall Score (%)



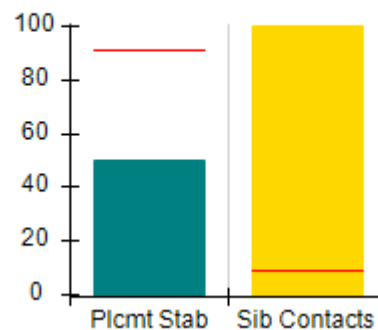
OPM Monitoring Reviews (%)



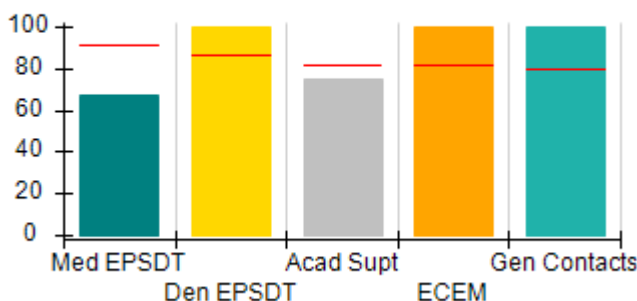
Safety Outcomes (%)



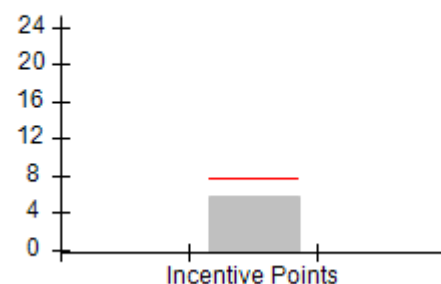
Permanency Outcomes (%)



Well-Being Outcomes (%)



Incentives Earned (Points)





DHS, DFCS, Office of Provider Management
Performance-Based Placement Measures
RBWO Provider GA+SCORECARD - CCI
Report Quarter: Q3 FY2016



Provider/Program Name: Guardian Home of Hope, Inc. - (5187) - CCI

4290 Valley Crest Drive, Columbus, GA 31907 Phone: 762-821-2303 Vendor ID# 121306	Quarterly Scores (Grades)		Current Quarter Score (Grade)
	Q1: 102.27 (A+)	Q2: 98.94 (A+)	93.70%
	Q3: 93.70 (A-)	Q4: 81.40 (B-)	(A-)

Program Census Information:	# Children in Care During Quarter: 4	# Placements During Quarter: 4	# Children in Care On Last Day: 0
-----------------------------	--------------------------------------	--------------------------------	-----------------------------------

	Avg Performance All CCIs (%)	Provider Performance (%)*	Possible Points (Weight)	Provider Points Earned
--	-------------------------------------	----------------------------------	---------------------------------	-------------------------------

OPM Monitoring Reviews

Annual Comprehensive Reviews	90%	95%	25	23.67
Safety Reviews	96%	95%	15	14.20
Monitoring Sub-Total			40	37.87

CCI Safety Outcomes

Incidence of Maltreatment	0.15%	No Substantiated Reports	14	14.00
Staff Training	78%	Not Eligible		
Safety Sub-Total			14	14.00

CCI Permanency Outcomes

Placement Stability	91%	50%	15	7.50
Sibling Contacts	9%	100%	5	5.00
Permanency Sub-Total			20	12.50

CCI Well-Being Outcomes

EPSDT Medical Visits	91%	67%	4	2.68
EPSDT Dental Visits	87%	100%	4	4.00
Academic Supports	82%	75%	4	3.00
Provider ECEM Visits	82%	100%	7	7.00
Provider General Contacts	80%	100%	7	7.00
Well-Being Sub-Total			26	23.68

*Performance calculation descriptions can be found in the FY 2016 RBWO PBP Measurements and Standards Guide.

Monitoring & Outcomes: Possible Points = 100		Points Earned = 88.05	
Score Before Incentives Credit		88.05%	
Incentives Awarded		5.65 pts	
PBP Verification		N/A pts	
Total Score		93.70%	

Provider/Program Name: Guardian Home of Hope, Inc. - (5187) - CCI



DHS, DFCS, Office of Provider Management
Performance-Based Placement Measures
RBWO Provider GA+SCORECARD - CCI



Report Quarter: Q3 FY2016

Program Census Information:		# Children in Care During Quarter: 4	# Placements During Quarter: 4	# Children in Care On Last Day: 0
CCI Incentive Credits	Avg Performance All CCIs (Points)	Provider Performance (%)*	Possible Points (Weight)	Provider Points Earned
Early EPSDT Medical Visits		0%	2	0.00
Early EPSDT Dental Visits		Not Eligible	2	
Permanency Contacts		33%	5	1.65
Additional Academic Supports		0%	2	0.00
Active Agency Accreditation		0%	4	0.00
Staff Clinical Licensure		0%	5	0.00
Behavior Management (threshold = 0)		100%	4	4.00
Incentives Total	7.67		24	5.65
Maximum total combined incentive credit allowed is 10 points.			Incentives Awarded	5.65

*Performance calculation descriptions can be found in the FY 2016 RBWO PBP Measurements and Standards Guide.

Child Protective Services Investigations and Dispositions		
The following investigations data, which is not used for scoring but is considered significant to a provider's performance, is from Georgia SHINES and is not considered final or complete until the end of the fiscal year.		
Total Reports:	3	
Number Screened In:	1	
Number Screened Out:	2	
Number Substantiated:	0	
Number Unsubstantiated:	0	
Number Active CPS Investigations:	1	



DHS, DFCS, Office of Provider Management
Performance-Based Placement Measures
RBWO Provider GA+SCORECARD - CCI



Report Quarter: Q3 FY2016

Provider/Program Name: Gwinnett Children's Shelter - Boy's Program (690) - CCI

3850 Tuggle Rd., Buford, GA 30519

Phone: 678-546-8770

Vendor ID# 35398

Quarterly Scores (Grades)

Q1: 56.78 (F)

Q2: 56.78 (F)

Q3: 56.78 (F)

Q4: 56.78 (F)

Current Quarter Score (Grade)

56.78%

(F)

Program Census Information:

Children in Care During
Quarter: 9

Placements During
Quarter: 9

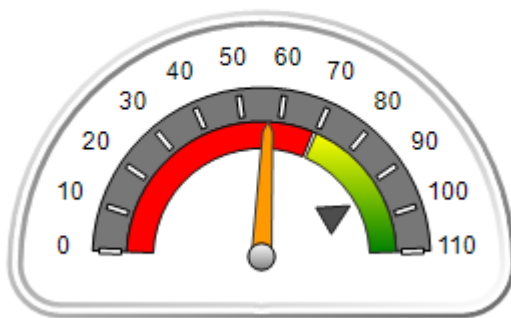
Children in Care On Last
Day: 9

Quarterly Provider Comparisons to All CCIs

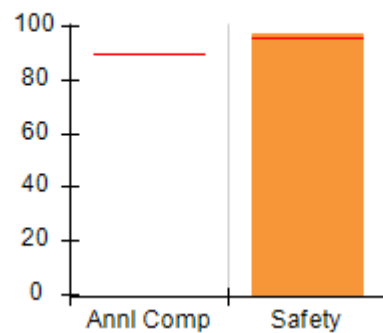
■■■■■■■■ indicates MalTx Threshold

▼ ————— indicates average for all CCIs

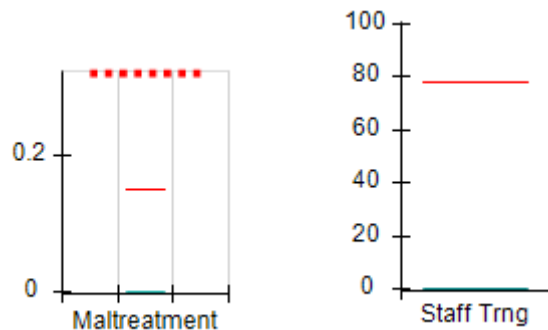
Overall Score (%)



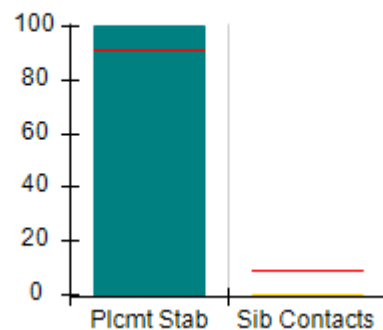
OPM Monitoring Reviews (%)



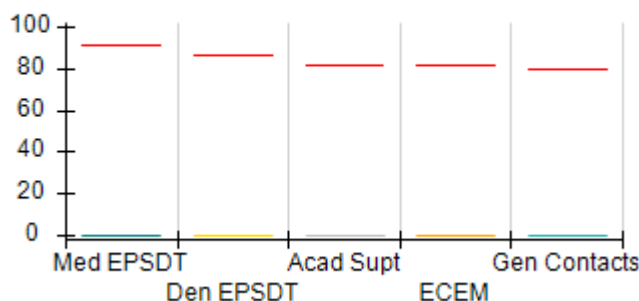
Safety Outcomes (%)



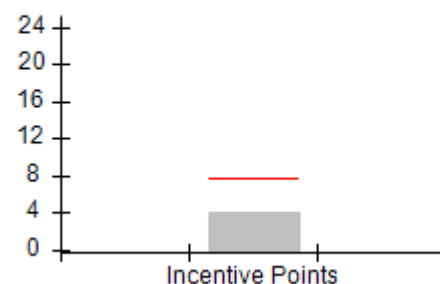
Permanency Outcomes (%)



Well-Being Outcomes (%)



Incentives Earned (Points)





DHS, DFCS, Office of Provider Management
Performance-Based Placement Measures
RBWO Provider GA+SCORECARD - CCI
Report Quarter: Q3 FY2016



Provider/Program Name: Gwinnett Children's Shelter - Boy's Program (690) - CCI

3850 Tuggle Rd., Buford, GA 30519 Phone: 678-546-8770 Vendor ID# 35398	Quarterly Scores (Grades)		Current Quarter Score (Grade)
	Q1: 56.78 (F)	Q2: 56.78 (F)	56.78%
	Q3: 56.78 (F)	Q4: 56.78 (F)	(F)

Program Census Information:	# Children in Care During Quarter: 9	# Placements During Quarter: 9	# Children in Care On Last Day: 9
-----------------------------	--------------------------------------	--------------------------------	-----------------------------------

	Avg Performance All CCIs (%)	Provider Performance (%)*	Possible Points (Weight)	Provider Points Earned
--	-------------------------------------	----------------------------------	---------------------------------	-------------------------------

OPM Monitoring Reviews

Annual Comprehensive Reviews	90%	Not Yet Conducted		
Safety Reviews	96%	97%	15	14.59
Monitoring Sub-Total			15	14.59

CCI Safety Outcomes

Incidence of Maltreatment	0.15%	No Substantiated Reports	10	10.00
Staff Training	78%	0%	4	0.00
Safety Sub-Total			14	10.00

CCI Permanency Outcomes

Placement Stability	91%	100%	15	15.00
Sibling Contacts	9%	0%	5	0.00
Permanency Sub-Total			20	15.00

CCI Well-Being Outcomes

EPSDT Medical Visits	91%	0%	4	0.00
EPSDT Dental Visits	87%	0%	4	0.00
Academic Supports	82%	0%	4	0.00
Provider ECEM Visits	82%	0%	7	0.00
Provider General Contacts	80%	0%	7	0.00
Well-Being Sub-Total			26	0.00

*Performance calculation descriptions can be found in the FY 2016 RBWO PBP Measurements and Standards Guide.

Monitoring & Outcomes: Possible Points = 75		Points Earned = 39.59	
Score Before Incentives Credit			52.78%
Incentives Awarded			4.00 pts
PBP Verification			N/A pts
Total Score			56.78%

Provider/Program Name: Gwinnett Children's Shelter - Boy's Program (690) - CCI



DHS, DFCS, Office of Provider Management
Performance-Based Placement Measures
RBWO Provider GA+SCORECARD - CCI



Report Quarter: Q3 FY2016

Program Census Information:		# Children in Care During Quarter: 9	# Placements During Quarter: 9	# Children in Care On Last Day: 9
CCI Incentive Credits	Avg Performance All CCIs (Points)	Provider Performance (%)*	Possible Points (Weight)	Provider Points Earned
Early EPSDT Medical Visits		0%	2	0.00
Early EPSDT Dental Visits		0%	2	0.00
Permanency Contacts		0%	5	0.00
Additional Academic Supports		0%	2	0.00
Active Agency Accreditation		0%	4	0.00
Staff Clinical Licensure		0%	5	0.00
Behavior Management (threshold = 0)		100%	4	4.00
Incentives Total	7.67		24	4.00
Maximum total combined incentive credit allowed is 10 points.			Incentives Awarded	4.00
*Performance calculation descriptions can be found in the FY 2016 RBWO PBP Measurements and Standards Guide.				

Child Protective Services Investigations and Dispositions		
The following investigations data, which is not used for scoring but is considered significant to a provider's performance, is from Georgia SHINES and is not considered final or complete until the end of the fiscal year.		
Total Reports:	0	
Number Screened In:	0	
Number Screened Out:	0	
Number Substantiated:	0	
Number Unsubstantiated:	0	
Number Active CPS Investigations:	0	



DHS, DFCS, Office of Provider Management
Performance-Based Placement Measures
RBWO Provider GA+SCORECARD - CCI
Report Quarter: Q3 FY2016



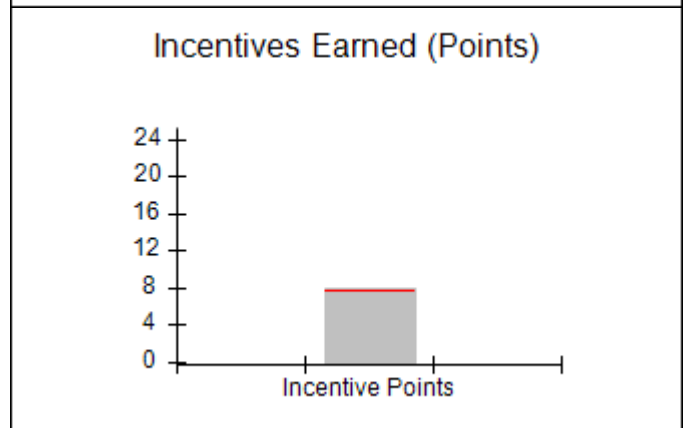
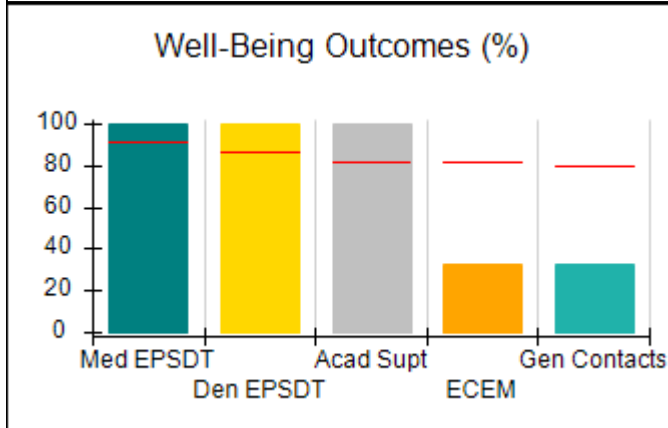
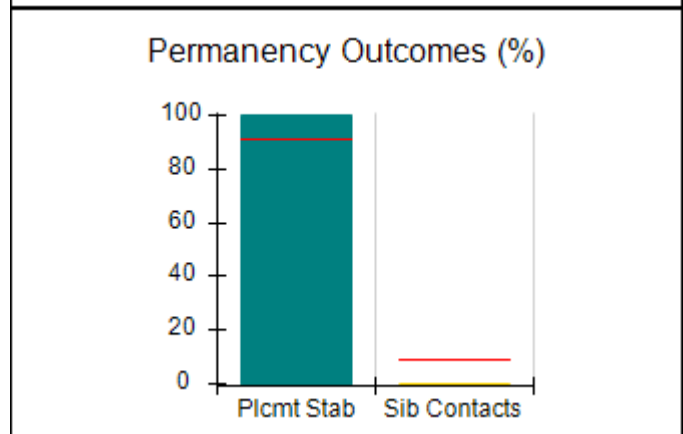
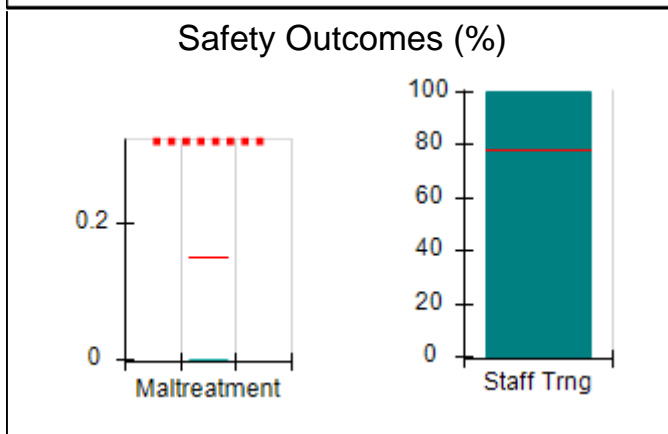
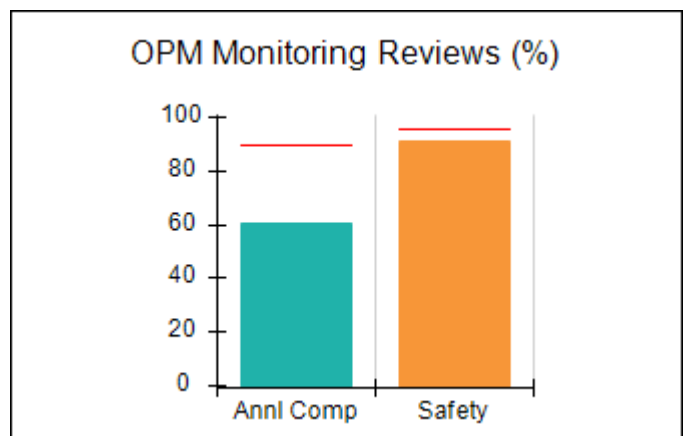
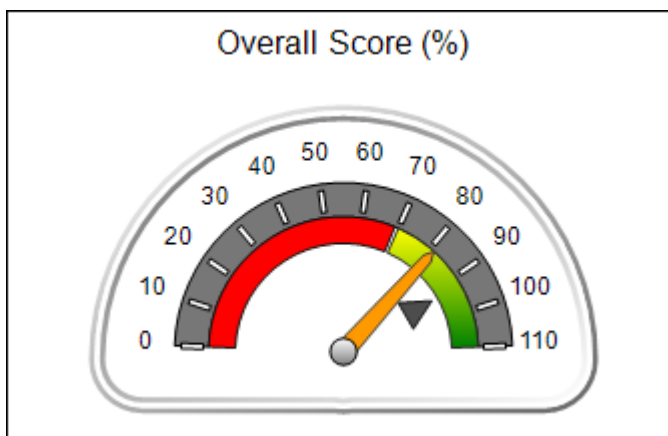
Provider/Program Name: HARP Foundation, Inc. - Vidalia Campus (693) - CCI

701 Vann St., Vidalia, GA 30474 Phone: 912-423-9090 Vendor ID# 35405	Quarterly Scores (Grades)		Current Quarter Score (Grade)
	Q1: 72.85 (C-)	Q2: 75.38 (C)	81.26%
	Q3: 81.26 (B-)	Q4: 89.16 (B+)	(B-)
Program Census Information:	# Children in Care During Quarter: 7	# Placements During Quarter: 7	# Children in Care On Last Day: 2

Quarterly Provider Comparisons to All CCIs

■■■■■■■■ indicates MalTx Threshold

▼ ————— indicates average for all CCIs





DHS, DFCS, Office of Provider Management
Performance-Based Placement Measures
RBWO Provider GA+SCORECARD - CCI
Report Quarter: Q3 FY2016



Provider/Program Name: HARP Foundation, Inc. - Vidalia Campus (693) - CCI

701 Vann St., Vidalia, GA 30474 Phone: 912-423-9090 Vendor ID# 35405	Quarterly Scores (Grades)		Current Quarter Score (Grade)
	Q1: 72.85 (C-)	Q2: 75.38 (C)	81.26%
	Q3: 81.26 (B-)	Q4: 89.16 (B+)	(B-)

Program Census Information:	# Children in Care During Quarter: 7	# Placements During Quarter: 7	# Children in Care On Last Day: 2
-----------------------------	--------------------------------------	--------------------------------	-----------------------------------

	Avg Performance All CCIs (%)	Provider Performance (%)*	Possible Points (Weight)	Provider Points Earned
--	-------------------------------------	----------------------------------	---------------------------------	-------------------------------

OPM Monitoring Reviews

Annual Comprehensive Reviews	90%	61%	25	15.19
Safety Reviews	96%	91%	15	13.67
Monitoring Sub-Total			40	28.86

CCI Safety Outcomes

Incidence of Maltreatment	0.15%	No Substantiated Reports	10	10.00
Staff Training	78%	100%	4	4.00
Safety Sub-Total			14	14.00

CCI Permanency Outcomes

Placement Stability	91%	100%	15	15.00
Sibling Contacts	9%	0%	5	0.00
Permanency Sub-Total			20	15.00

CCI Well-Being Outcomes

EPSDT Medical Visits	91%	100%	4	4.00
EPSDT Dental Visits	87%	100%	4	4.00
Academic Supports	82%	100%	4	4.00
Provider ECEM Visits	82%	33%	7	2.31
Provider General Contacts	80%	33%	7	2.31
Well-Being Sub-Total			26	16.62

*Performance calculation descriptions can be found in the FY 2016 RBWO PBP Measurements and Standards Guide.

Monitoring & Outcomes: Possible Points = 100		Points Earned = 74.48	
Score Before Incentives Credit		74.48%	
Incentives Awarded		8.00 pts	
PBP Verification		-1.22 pts	
Total Score		81.26%	

Provider/Program Name: HARP Foundation, Inc. - Vidalia Campus (693) - CCI



DHS, DFCS, Office of Provider Management
Performance-Based Placement Measures
RBWO Provider GA+SCORECARD - CCI



Report Quarter: Q3 FY2016

Program Census Information:		# Children in Care During Quarter: 7	# Placements During Quarter: 7	# Children in Care On Last Day: 2
CCI Incentive Credits	Avg Performance All CCIs (Points)	Provider Performance (%)*	Possible Points (Weight)	Provider Points Earned
Early EPSDT Medical Visits		100%	2	2.00
Early EPSDT Dental Visits		100%	2	2.00
Permanency Contacts		0%	5	0.00
Additional Academic Supports		0%	2	0.00
Active Agency Accreditation		0%	4	0.00
Staff Clinical Licensure		0%	5	0.00
Behavior Management (threshold = 0)		100%	4	4.00
Incentives Total	7.67		24	8.00
Maximum total combined incentive credit allowed is 10 points.			Incentives Awarded	8.00
*Performance calculation descriptions can be found in the FY 2016 RBWO PBP Measurements and Standards Guide.				

Child Protective Services Investigations and Dispositions

The following investigations data, which is not used for scoring but is considered significant to a provider's performance, is from Georgia SHINES and is not considered final or complete until the end of the fiscal year.

Total Reports:	0
Number Screened In:	0
Number Screened Out:	0
Number Substantiated:	0
Number Unsubstantiated:	0
Number Active CPS Investigations:	0



DHS, DFCS, Office of Provider Management
Performance-Based Placement Measures
RBWO Provider GA+SCORECARD - CCI



Report Quarter: Q3 FY2016

Provider/Program Name: Hephzibah Children's Home - Basic Residential 101-106 (695) - CCI

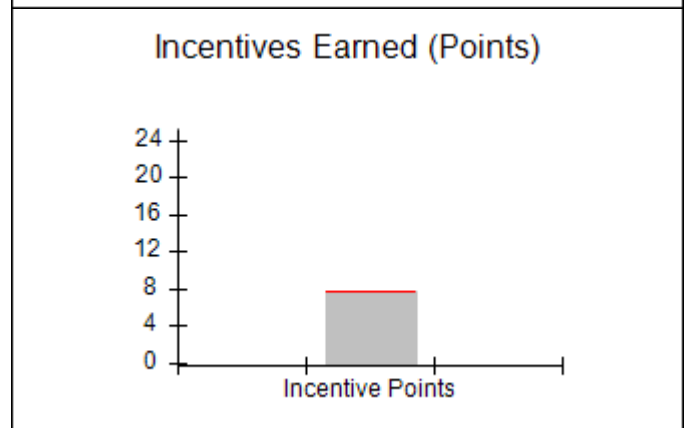
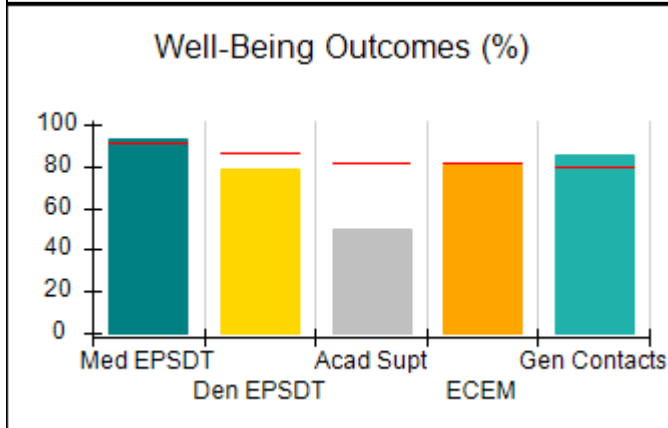
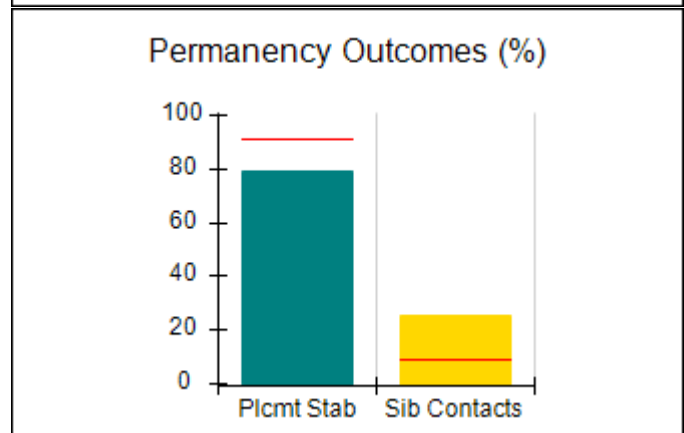
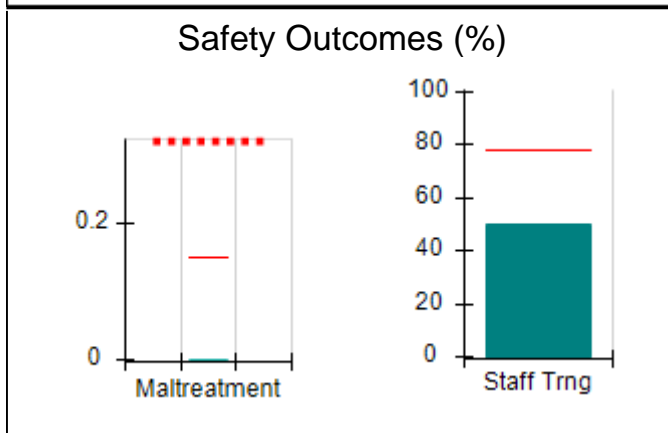
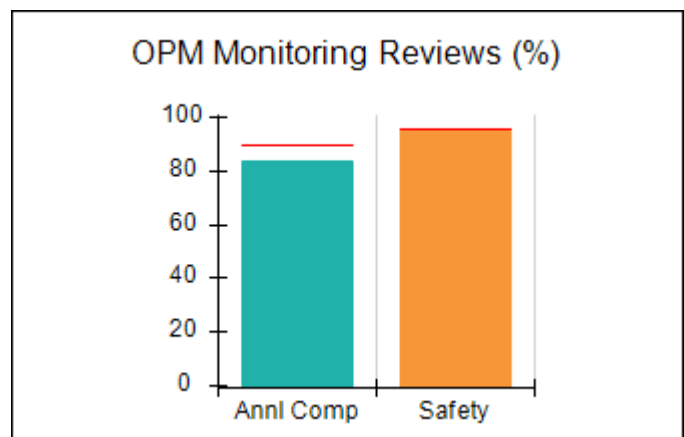
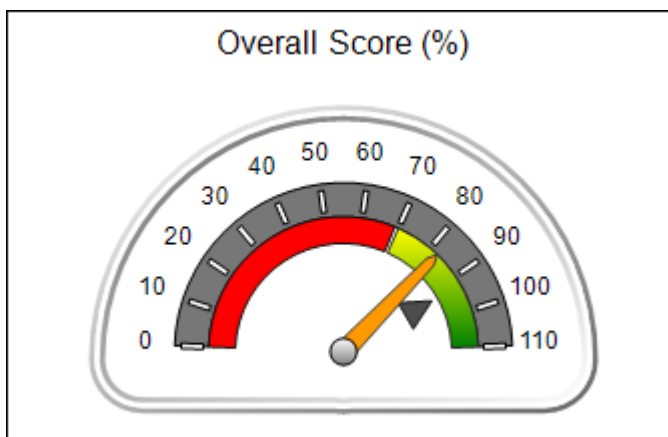
6601 Zebulon Rd., Macon, GA 31220 Phone: 478-477-3383 Vendor ID# 35414	Quarterly Scores (Grades)		Current Quarter Score (Grade)
	Q1: 88.71 (B+)	Q2: 80.87 (B-)	82.56%
	Q3: 82.56 (B-)	Q4: 87.93 (B+)	(B-)

Program Census Information:	# Children in Care During Quarter: 24	# Placements During Quarter: 24	# Children in Care On Last Day: 15
-----------------------------	---------------------------------------	---------------------------------	------------------------------------

Quarterly Provider Comparisons to All CCIs

■■■■■■■■ indicates MalTx Threshold

▼ ————— indicates average for all CCIs





DHS, DFCS, Office of Provider Management
Performance-Based Placement Measures
RBWO Provider GA+SCORECARD - CCI



Report Quarter: Q3 FY2016

Provider/Program Name: Hephzibah Children's Home - Basic Residential 101-106 (695) - CCI

6601 Zebulon Rd., Macon, GA 31220 Phone: 478-477-3383 Vendor ID# 35414	Quarterly Scores (Grades)		Current Quarter Score (Grade)
	Q1: 88.71 (B+)	Q2: 80.87 (B-)	82.56%
	Q3: 82.56 (B-)	Q4: 87.93 (B+)	(B-)

Program Census Information:	# Children in Care During Quarter: 24	# Placements During Quarter: 24	# Children in Care On Last Day: 15
-----------------------------	---------------------------------------	---------------------------------	------------------------------------

	Avg Performance All CCIs (%)	Provider Performance (%)*	Possible Points (Weight)	Provider Points Earned
--	-------------------------------------	----------------------------------	---------------------------------	-------------------------------

OPM Monitoring Reviews

Annual Comprehensive Reviews	90%	84%	25	20.98
Safety Reviews	96%	95%	15	14.29
Monitoring Sub-Total			40	35.27

CCI Safety Outcomes

Incidence of Maltreatment	0.15%	No Substantiated Reports	10	10.00
Staff Training	78%	50%	4	2.00
Safety Sub-Total			14	12.00

CCI Permanency Outcomes

Placement Stability	91%	79%	15	11.85
Sibling Contacts	9%	25%	5	1.25
Permanency Sub-Total			20	13.10

CCI Well-Being Outcomes

EPSDT Medical Visits	91%	93%	4	3.72
EPSDT Dental Visits	87%	79%	4	3.16
Academic Supports	82%	50%	4	2.00
Provider ECEM Visits	82%	81%	7	5.67
Provider General Contacts	80%	85%	7	5.95
Well-Being Sub-Total			26	20.50

*Performance calculation descriptions can be found in the FY 2016 RBWO PBP Measurements and Standards Guide.

Monitoring & Outcomes: Possible Points = 100		Points Earned = 80.87	
Score Before Incentives Credit			80.87%
Incentives Awarded			7.67 pts
PBP Verification			-5.98 pts
Total Score			82.56%

Provider/Program Name: Hephzibah Children's Home - Basic Residential 101-106 (695) - CCI



DHS, DFCS, Office of Provider Management
Performance-Based Placement Measures
RBWO Provider GA+SCORECARD - CCI



Report Quarter: Q3 FY2016

Program Census Information:		# Children in Care During Quarter: 24	# Placements During Quarter: 24	# Children in Care On Last Day: 15
CCI Incentive Credits	Avg Performance All CCIs (Points)	Provider Performance (%)*	Possible Points (Weight)	Provider Points Earned
Early EPSDT Medical Visits		88%	2	1.76
Early EPSDT Dental Visits		78%	2	1.56
Permanency Contacts		7%	5	0.35
Additional Academic Supports		0%	2	0.00
Active Agency Accreditation		0%	4	0.00
Staff Clinical Licensure		0%	5	0.00
Behavior Management (threshold = 0)		100%	4	4.00
Incentives Total	7.67		24	7.67
Maximum total combined incentive credit allowed is 10 points.			Incentives Awarded	7.67
*Performance calculation descriptions can be found in the FY 2016 RBWO PBP Measurements and Standards Guide.				

Child Protective Services Investigations and Dispositions		
The following investigations data, which is not used for scoring but is considered significant to a provider's performance, is from Georgia SHINES and is not considered final or complete until the end of the fiscal year.		
Total Reports:	0	
Number Screened In:	0	
Number Screened Out:	0	
Number Substantiated:	0	
Number Unsubstantiated:	0	
Number Active CPS Investigations:	0	



DHS, DFCS, Office of Provider Management
Performance-Based Placement Measures
RBWO Provider GA+SCORECARD - CCI



Report Quarter: Q3 FY2016

Provider/Program Name: Hephzibah Children's Home - Second Chance Home (4625) - CCI

6601 Zebulon Rd., Macon, GA 31220

Phone: 478-477-3383

Vendor ID# 83339

Quarterly Scores (Grades)

Current Quarter Score (Grade)

Q1: 84.76 (B)

Q2: 83.31 (B-)

78.49%

Q3: 78.49 (C+)

Q4: 89.09 (B+)

(C+)

Program Census Information:

Children in Care During
Quarter: 26

Placements During
Quarter: 26

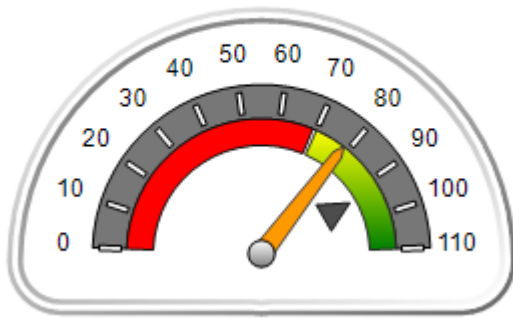
Children in Care On Last
Day: 22

Quarterly Provider Comparisons to All CCIs

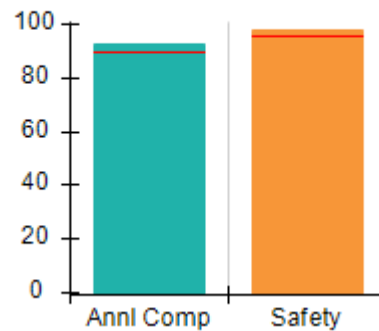
■■■■■■■■ indicates MalTx Threshold

▼ ————— indicates average for all CCIs

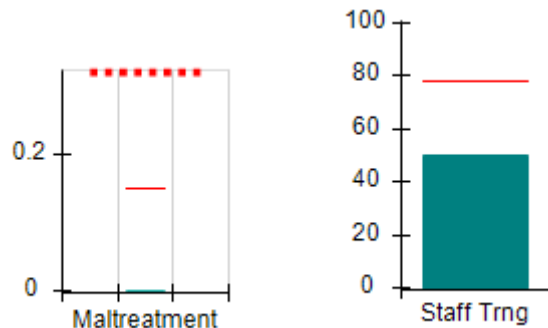
Overall Score (%)



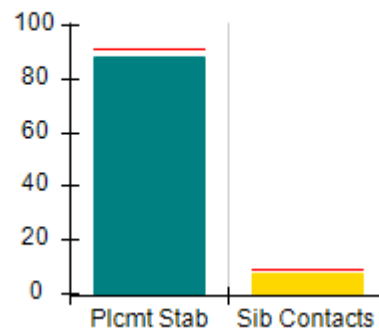
OPM Monitoring Reviews (%)



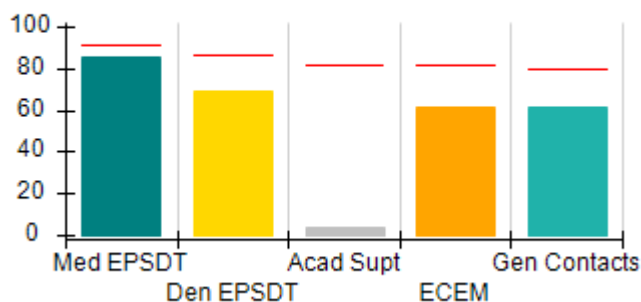
Safety Outcomes (%)



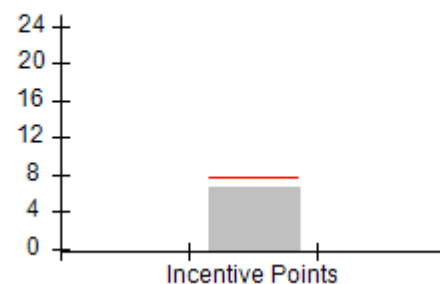
Permanency Outcomes (%)



Well-Being Outcomes (%)



Incentives Earned (Points)





DHS, DFCS, Office of Provider Management
Performance-Based Placement Measures
RBWO Provider GA+SCORECARD - CCI



Report Quarter: Q3 FY2016

Provider/Program Name: Hephzibah Children's Home - Second Chance Home (4625) - CCI				
6601 Zebulon Rd., Macon, GA 31220		Quarterly Scores (Grades)		Current Quarter Score (Grade)
Phone: 478-477-3383		Q1: 84.76 (B)	Q2: 83.31 (B-)	78.49% (C+)
Vendor ID# 83339		Q3: 78.49 (C+)	Q4: 89.09 (B+)	
Program Census Information:		# Children in Care During Quarter: 26	# Placements During Quarter: 26	# Children in Care On Last Day: 22
	Avg Performance All CCIs (%)	Provider Performance (%)*	Possible Points (Weight)	Provider Points Earned
OPM Monitoring Reviews				
Annual Comprehensive Reviews	90%	93%	25	23.13
Safety Reviews	96%	98%	15	14.75
Monitoring Sub-Total			40	37.89
CCI Safety Outcomes				
Incidence of Maltreatment	0.15%	No Substantiated Reports	10	10.00
Staff Training	78%	50%	4	2.00
Safety Sub-Total			14	12.00
CCI Permanency Outcomes				
Placement Stability	91%	88%	15	13.20
Sibling Contacts	9%	7%	5	0.35
Permanency Sub-Total			20	13.55
CCI Well-Being Outcomes				
EPSDT Medical Visits	91%	85%	4	3.40
EPSDT Dental Visits	87%	69%	4	2.76
Academic Supports	82%	4%	4	0.16
Provider ECEM Visits	82%	61%	7	4.27
Provider General Contacts	80%	61%	7	4.27
Well-Being Sub-Total			26	14.86
*Performance calculation descriptions can be found in the FY 2016 RBWO PBP Measurements and Standards Guide.				

Monitoring & Outcomes: Possible Points = 100	Points Earned = 78.30
Score Before Incentives Credit	78.30%
Incentives Awarded	6.54 pts
PBP Verification	-6.35 pts
Total Score	78.49%

Provider/Program Name: Hephzibah Children's Home - Second Chance Home (4625) - CCI



DHS, DFCS, Office of Provider Management
Performance-Based Placement Measures
RBWO Provider GA+SCORECARD - CCI



Report Quarter: Q3 FY2016

Program Census Information:		# Children in Care During Quarter: 26	# Placements During Quarter: 26	# Children in Care On Last Day: 22
CCI Incentive Credits	Avg Performance All CCIs (Points)	Provider Performance (%)*	Possible Points (Weight)	Provider Points Earned
Early EPSDT Medical Visits		75%	2	1.50
Early EPSDT Dental Visits		50%	2	1.00
Permanency Contacts		0%	5	0.00
Additional Academic Supports		2%	2	0.04
Active Agency Accreditation		0%	4	0.00
Staff Clinical Licensure		0%	5	0.00
Behavior Management (threshold = 0)		100%	4	4.00
Incentives Total	7.67		24	6.54
Maximum total combined incentive credit allowed is 10 points.			Incentives Awarded	6.54

*Performance calculation descriptions can be found in the FY 2016 RBWO PBP Measurements and Standards Guide.

Child Protective Services Investigations and Dispositions		
The following investigations data, which is not used for scoring but is considered significant to a provider's performance, is from Georgia SHINES and is not considered final or complete until the end of the fiscal year.		
Total Reports:	1	
Number Screened In:	0	
Number Screened Out:	1	
Number Substantiated:	0	
Number Unsubstantiated:	0	
Number Active CPS Investigations:	0	



DHS, DFCS, Office of Provider Management
Performance-Based Placement Measures
RBWO Provider GA+SCORECARD - CCI
Report Quarter: Q3 FY2016



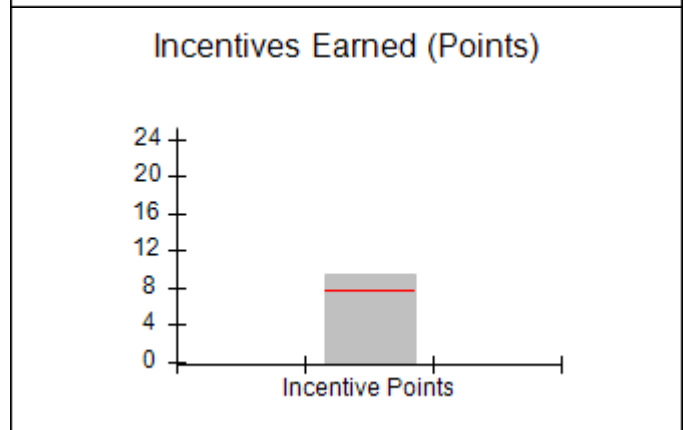
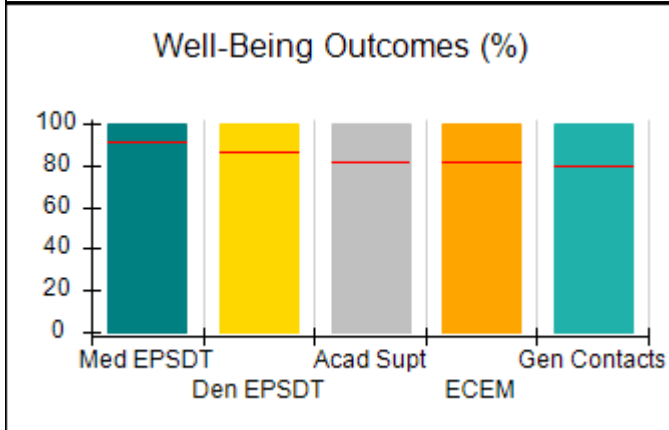
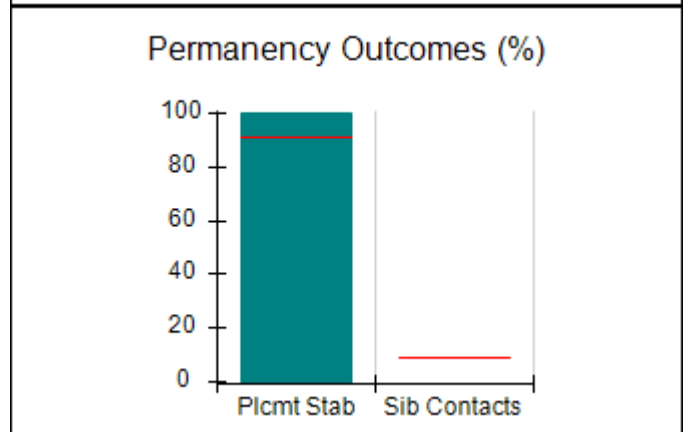
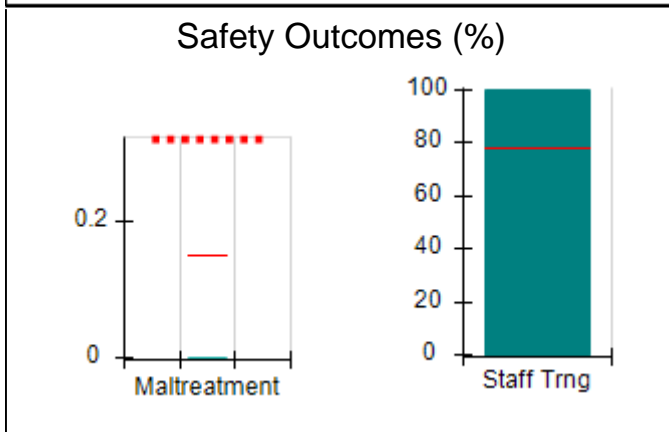
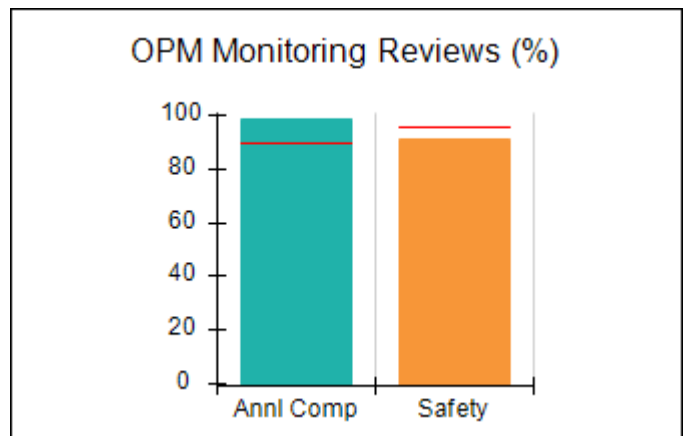
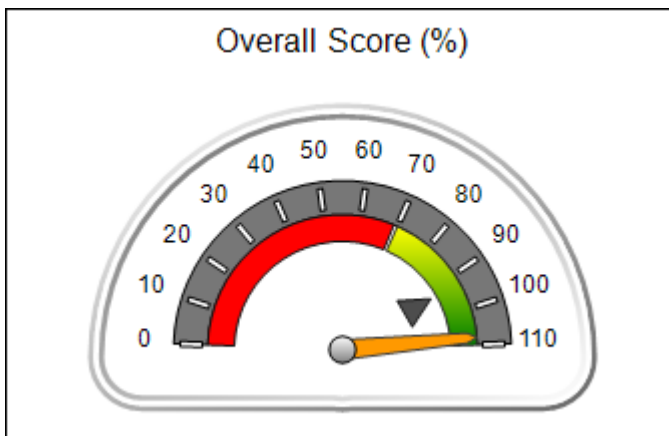
Provider/Program Name: House of Dawn - Second Chance Home (918) - CCI

298 South Main Street , Jonesboro, GA 30236 Phone: 770 477-2385 Vendor ID# 35422	Quarterly Scores (Grades)		Current Quarter Score (Grade)
	Q1: 101.57 (A+)	Q2: 102.80 (A+)	107.96% (A+)
	Q3: 107.96 (A+)	Q4: 100.86 (A+)	
Program Census Information:	# Children in Care During Quarter: 2	# Placements During Quarter: 2	# Children in Care On Last Day: 1

Quarterly Provider Comparisons to All CCIs

■■■■■■■■ indicates MalTx Threshold

▼ ————— indicates average for all CCIs





DHS, DFCS, Office of Provider Management
Performance-Based Placement Measures
RBWO Provider GA+SCORECARD - CCI
Report Quarter: Q3 FY2016



Provider/Program Name: House of Dawn - Second Chance Home (918) - CCI

298 South Main Street , Jonesboro, GA 30236 Phone: 770 477-2385 Vendor ID# 35422		Quarterly Scores (Grades)		Current Quarter Score (Grade)
		Q1: 101.57 (A+)	Q2: 102.80 (A+)	107.96%
		Q3: 107.96 (A+)	Q4: 100.86 (A+)	(A+)
Program Census Information:		# Children in Care During Quarter: 2	# Placements During Quarter: 2	# Children in Care On Last Day: 1
	Avg Performance All CCIs (%)	Provider Performance (%)*	Possible Points (Weight)	Provider Points Earned
OPM Monitoring Reviews				
Annual Comprehensive Reviews	90%	99%	25	24.74
Safety Reviews	96%	92%	15	13.73
Monitoring Sub-Total			40	38.46
CCI Safety Outcomes				
Incidence of Maltreatment	0.15%	No Substantiated Reports	10	10.00
Staff Training	78%	100%	4	4.00
Safety Sub-Total			14	14.00
CCI Permanency Outcomes				
Placement Stability	91%	100%	20	20.00
Sibling Contacts	9%	None Planned		
Permanency Sub-Total			20	20.00
CCI Well-Being Outcomes				
EPSDT Medical Visits	91%	100%	4	4.00
EPSDT Dental Visits	87%	100%	4	4.00
Academic Supports	82%	100%	4	4.00
Provider ECEM Visits	82%	100%	7	7.00
Provider General Contacts	80%	100%	7	7.00
Well-Being Sub-Total			26	26.00
*Performance calculation descriptions can be found in the FY 2016 RBWO PBP Measurements and Standards Guide.				

Monitoring & Outcomes: Possible Points = 100		Points Earned = 98.46	
Score Before Incentives Credit			98.46%
Incentives Awarded			9.50 pts
PBP Verification			0.00 pts
Total Score			107.96%

Provider/Program Name: House of Dawn - Second Chance Home (918) - CCI



DHS, DFCS, Office of Provider Management
Performance-Based Placement Measures
RBWO Provider GA+SCORECARD - CCI



Report Quarter: Q3 FY2016

Program Census Information:		# Children in Care During Quarter: 2	# Placements During Quarter: 2	# Children in Care On Last Day: 1
CCI Incentive Credits	Avg Performance All CCIs (Points)	Provider Performance (%)*	Possible Points (Weight)	Provider Points Earned
Early EPSDT Medical Visits		100%	2	2.00
Early EPSDT Dental Visits		100%	2	2.00
Permanency Contacts		None Planned	5	
Additional Academic Supports		75%	2	1.50
Active Agency Accreditation		0%	4	0.00
Staff Clinical Licensure		0%	5	0.00
Behavior Management (threshold = 0)		100%	4	4.00
Incentives Total	7.67		24	9.50
Maximum total combined incentive credit allowed is 10 points.			Incentives Awarded	9.50

*Performance calculation descriptions can be found in the FY 2016 RBWO PBP Measurements and Standards Guide.

Child Protective Services Investigations and Dispositions		
The following investigations data, which is not used for scoring but is considered significant to a provider's performance, is from Georgia SHINES and is not considered final or complete until the end of the fiscal year.		
Total Reports:	0	
Number Screened In:	0	
Number Screened Out:	0	
Number Substantiated:	0	
Number Unsubstantiated:	0	
Number Active CPS Investigations:	0	



DHS, DFCS, Office of Provider Management
Performance-Based Placement Measures
RBWO Provider GA+SCORECARD - CCI
Report Quarter: Q3 FY2016



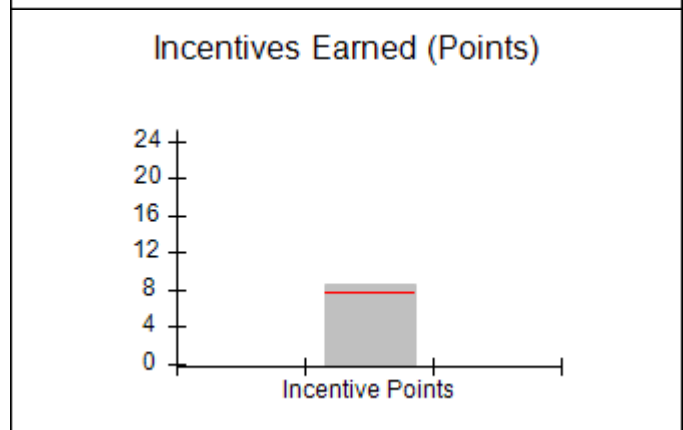
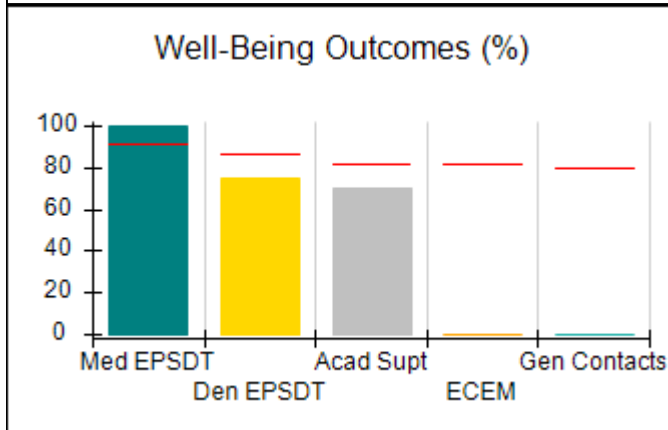
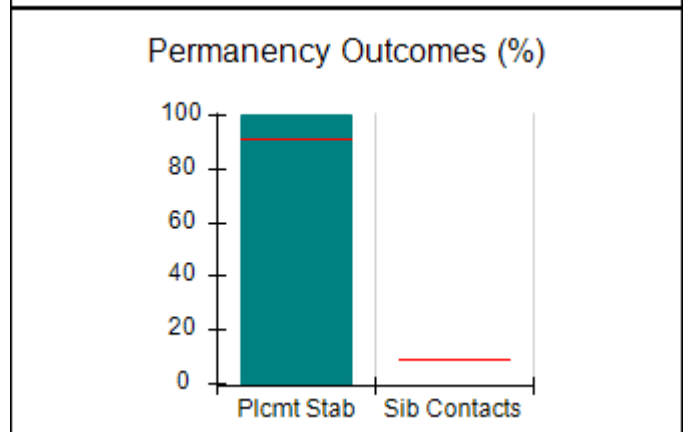
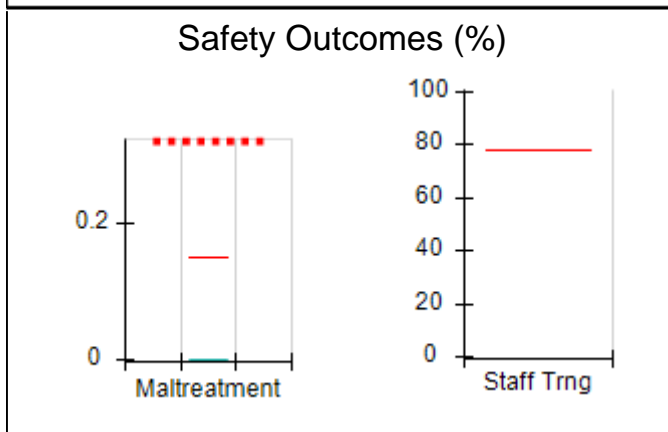
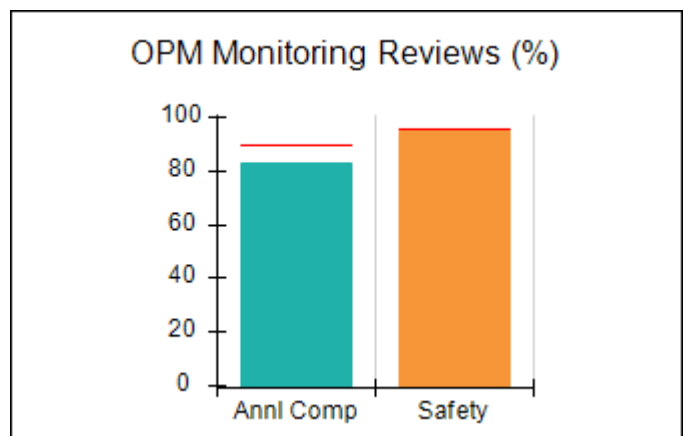
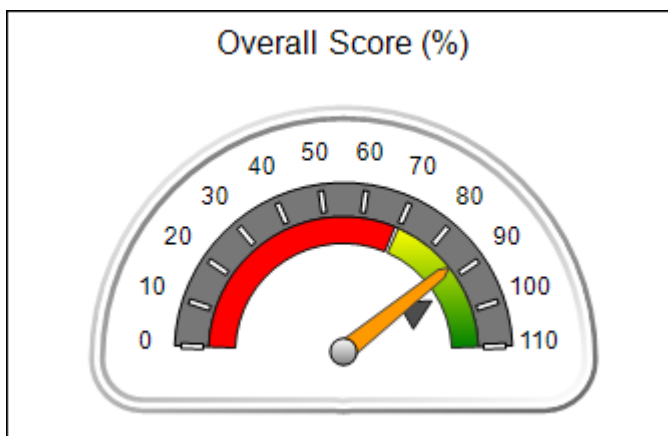
Provider/Program Name: House of Inspiration - (706) - CCI

8958 Saddlewood Dr., Jonesboro, GA 30238 Phone: 678-479-7040 Vendor ID# 35423	Quarterly Scores (Grades)		Current Quarter Score (Grade)
	Q1: 83.97 (B-)	Q2: 83.39 (B-)	87.19% (B+)
	Q3: 87.19 (B+)	Q4: 89.13 (B+)	
Program Census Information:	# Children in Care During Quarter: 5	# Placements During Quarter: 5	# Children in Care On Last Day: 3

Quarterly Provider Comparisons to All CCIs

■■■■■■■■ indicates MalTx Threshold

▼ ————— indicates average for all CCIs





DHS, DFCS, Office of Provider Management
Performance-Based Placement Measures
RBWO Provider GA+SCORECARD - CCI
Report Quarter: Q3 FY2016



Provider/Program Name: House of Inspiration - (706) - CCI

8958 Saddlewood Dr., Jonesboro, GA 30238 Phone: 678-479-7040 Vendor ID# 35423	Quarterly Scores (Grades)		Current Quarter Score (Grade)
	Q1: 83.97 (B-)	Q2: 83.39 (B-)	87.19%
	Q3: 87.19 (B+)	Q4: 89.13 (B+)	(B+)

Program Census Information:	# Children in Care During Quarter: 5	# Placements During Quarter: 5	# Children in Care On Last Day: 3
-----------------------------	--------------------------------------	--------------------------------	-----------------------------------

	Avg Performance All CCIs (%)	Provider Performance (%)*	Possible Points (Weight)	Provider Points Earned
--	-------------------------------------	----------------------------------	---------------------------------	-------------------------------

OPM Monitoring Reviews

Annual Comprehensive Reviews	90%	83%	25	20.67
Safety Reviews	96%	95%	15	14.22
Monitoring Sub-Total			40	34.89

CCI Safety Outcomes

Incidence of Maltreatment	0.15%	No Substantiated Reports	14	14.00
Staff Training	78%	Not Eligible		
Safety Sub-Total			14	14.00

CCI Permanency Outcomes

Placement Stability	91%	100%	20	20.00
Sibling Contacts	9%	None Planned		
Permanency Sub-Total			20	20.00

CCI Well-Being Outcomes

EPSDT Medical Visits	91%	100%	4	4.00
EPSDT Dental Visits	87%	75%	4	3.00
Academic Supports	82%	70%	4	2.80
Provider ECEM Visits	82%	0%	7	0.00
Provider General Contacts	80%	0%	7	0.00
Well-Being Sub-Total			26	9.80

*Performance calculation descriptions can be found in the FY 2016 RBWO PBP Measurements and Standards Guide.

Monitoring & Outcomes: Possible Points = 100		Points Earned = 78.69	
Score Before Incentives Credit		78.69%	
Incentives Awarded		8.50 pts	
PBP Verification		N/A pts	
Total Score		87.19%	

Provider/Program Name: House of Inspiration - (706) - CCI



DHS, DFCS, Office of Provider Management
Performance-Based Placement Measures
RBWO Provider GA+SCORECARD - CCI



Report Quarter: Q3 FY2016

Program Census Information:		# Children in Care During Quarter: 5	# Placements During Quarter: 5	# Children in Care On Last Day: 3
CCI Incentive Credits	Avg Performance All CCIs (Points)	Provider Performance (%)*	Possible Points (Weight)	Provider Points Earned
Early EPSDT Medical Visits		100%	2	2.00
Early EPSDT Dental Visits		100%	2	2.00
Permanency Contacts		None Planned	5	
Additional Academic Supports		0%	2	0.00
Active Agency Accreditation		0%	4	0.00
Staff Clinical Licensure		10%	5	0.50
Behavior Management (threshold = 0)		100%	4	4.00
Incentives Total	7.67		24	8.50
Maximum total combined incentive credit allowed is 10 points.			Incentives Awarded	8.50

*Performance calculation descriptions can be found in the FY 2016 RBWO PBP Measurements and Standards Guide.

Child Protective Services Investigations and Dispositions		
The following investigations data, which is not used for scoring but is considered significant to a provider's performance, is from Georgia SHINES and is not considered final or complete until the end of the fiscal year.		
Total Reports:	0	
Number Screened In:	0	
Number Screened Out:	0	
Number Substantiated:	0	
Number Unsubstantiated:	0	
Number Active CPS Investigations:	0	



DHS, DFCS, Office of Provider Management
Performance-Based Placement Measures
RBWO Provider GA+SCORECARD - CCI
Report Quarter: Q3 FY2016



Provider/Program Name: Jesse's House - (614) - CCI

129 Samaritan Dr., Cumming, GA 30040

Phone: 678-947-6217

Vendor ID# 35432

Quarterly Scores (Grades)

Q1: 104.79 (A+)

Q2: 107.95 (A+)

Q3: 106.78 (A+)

Q4: 107.66 (A+)

Current Quarter Score (Grade)

106.78%

(A+)

Program Census Information:

Children in Care During Quarter: 16

Placements During Quarter: 16

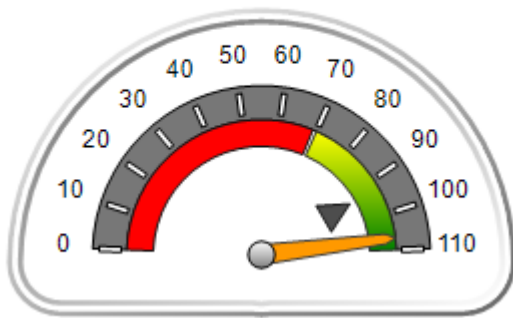
Children in Care On Last Day: 8

Quarterly Provider Comparisons to All CCIs

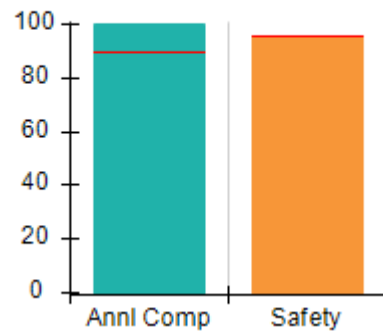
■■■■■■■■ indicates MalTx Threshold

▼ — indicates average for all CCIs

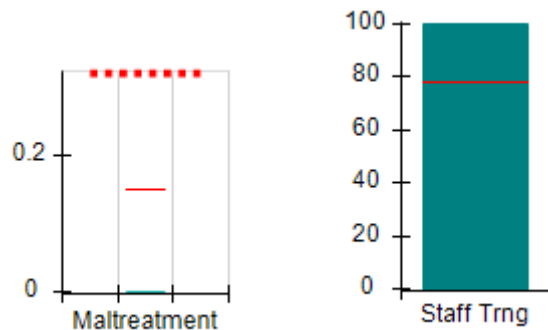
Overall Score (%)



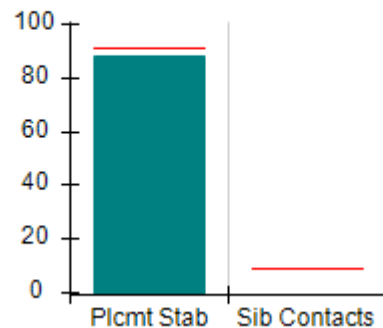
OPM Monitoring Reviews (%)



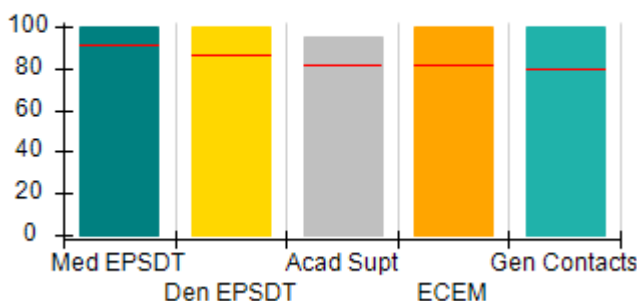
Safety Outcomes (%)



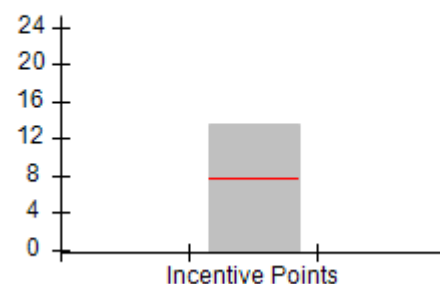
Permanency Outcomes (%)



Well-Being Outcomes (%)



Incentives Earned (Points)





DHS, DFCS, Office of Provider Management
Performance-Based Placement Measures
RBWO Provider GA+SCORECARD - CCI
Report Quarter: Q3 FY2016



Provider/Program Name: Jesse's House - (614) - CCI

129 Samaritan Dr., Cumming, GA 30040 Phone: 678-947-6217 Vendor ID# 35432	Quarterly Scores (Grades)		Current Quarter Score (Grade)
	Q1: 104.79 (A+)	Q2: 107.95 (A+)	106.78%
	Q3: 106.78 (A+)	Q4: 107.66 (A+)	(A+)

Program Census Information:	# Children in Care During Quarter: 16	# Placements During Quarter: 16	# Children in Care On Last Day: 8
-----------------------------	---------------------------------------	---------------------------------	-----------------------------------

	Avg Performance All CCIs (%)	Provider Performance (%)*	Possible Points (Weight)	Provider Points Earned
--	-------------------------------------	----------------------------------	---------------------------------	-------------------------------

OPM Monitoring Reviews

Annual Comprehensive Reviews	90%	100%	25	25.00
Safety Reviews	96%	96%	15	14.38
Monitoring Sub-Total			40	39.38

CCI Safety Outcomes

Incidence of Maltreatment	0.15%	No Substantiated Reports	10	10.00
Staff Training	78%	100%	4	4.00
Safety Sub-Total			14	14.00

CCI Permanency Outcomes

Placement Stability	91%	88%	20	17.60
Sibling Contacts	9%	None Planned		
Permanency Sub-Total			20	17.60

CCI Well-Being Outcomes

EPSDT Medical Visits	91%	100%	4	4.00
EPSDT Dental Visits	87%	100%	4	4.00
Academic Supports	82%	95%	4	3.80
Provider ECEM Visits	82%	100%	7	7.00
Provider General Contacts	80%	100%	7	7.00
Well-Being Sub-Total			26	25.80

*Performance calculation descriptions can be found in the FY 2016 RBWO PBP Measurements and Standards Guide.

Monitoring & Outcomes: Possible Points = 100		Points Earned = 96.78	
Score Before Incentives Credit		96.78%	
Incentives Awarded		10.00 pts	
PBP Verification		0.00 pts	
Total Score		106.78%	

Provider/Program Name: Jesse's House - (614) - CCI



DHS, DFCS, Office of Provider Management
Performance-Based Placement Measures
RBWO Provider GA+SCORECARD - CCI



Report Quarter: Q3 FY2016

Program Census Information:		# Children in Care During Quarter: 16	# Placements During Quarter: 16	# Children in Care On Last Day: 8
CCI Incentive Credits	Avg Performance All CCIs (Points)	Provider Performance (%)*	Possible Points (Weight)	Provider Points Earned
Early EPSDT Medical Visits		100%	2	2.00
Early EPSDT Dental Visits		100%	2	2.00
Permanency Contacts		100%	5	5.00
Additional Academic Supports		30%	2	0.60
Active Agency Accreditation		0%	4	0.00
Staff Clinical Licensure		0%	5	0.00
Behavior Management (threshold = 0)		100%	4	4.00
Incentives Total	7.67		24	13.60
Maximum total combined incentive credit allowed is 10 points.			Incentives Awarded	10.00

*Performance calculation descriptions can be found in the FY 2016 RBWO PBP Measurements and Standards Guide.

Child Protective Services Investigations and Dispositions		
The following investigations data, which is not used for scoring but is considered significant to a provider's performance, is from Georgia SHINES and is not considered final or complete until the end of the fiscal year.		
Total Reports:	0	
Number Screened In:	0	
Number Screened Out:	0	
Number Substantiated:	0	
Number Unsubstantiated:	0	
Number Active CPS Investigations:	0	



DHS, DFCS, Office of Provider Management
Performance-Based Placement Measures
RBWO Provider GA+SCORECARD - CCI
Report Quarter: Q3 FY2016



Provider/Program Name: Kenneth B. Walker Residential Home - 11th Avenue (5224) - CCI

3108 11th Avenue, Columbus, GA 31905

Phone: 706-940-0478

Vendor ID# 131998

Quarterly Scores (Grades)

Current Quarter Score (Grade)

Q1: N/A

Q2: N/A

N/A%

Q3: N/A

Q4: N/A

Program Census Information:

Children in Care During Quarter: 0

Placements During Quarter: 0

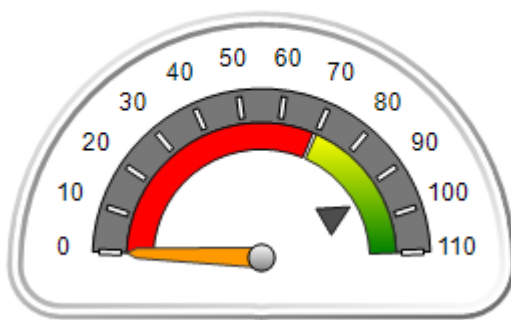
Children in Care On Last Day: 0

Quarterly Provider Comparisons to All CCIs

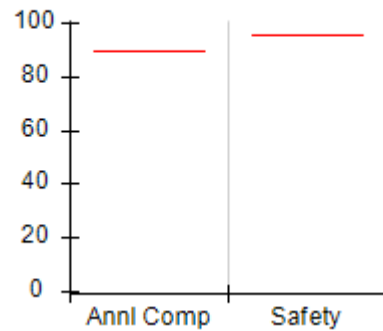
■■■■■■■■ indicates MalTx Threshold

▼ ————— indicates average for all CCIs

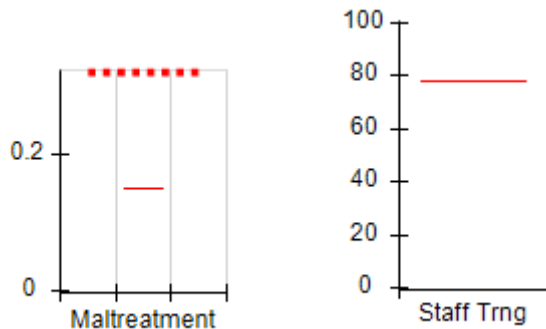
Overall Score (%)



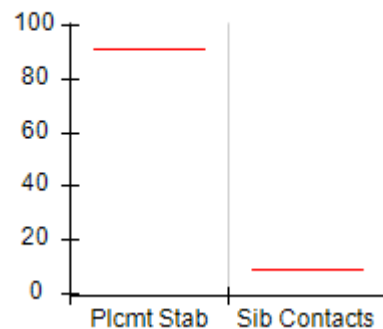
OPM Monitoring Reviews (%)



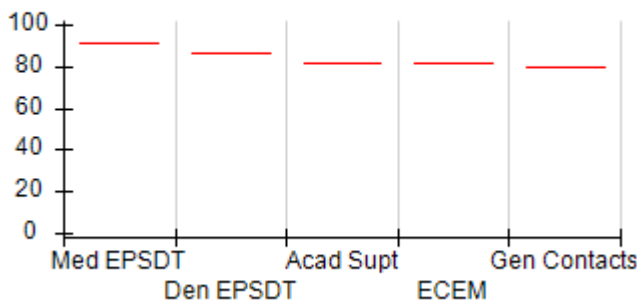
Safety Outcomes (%)



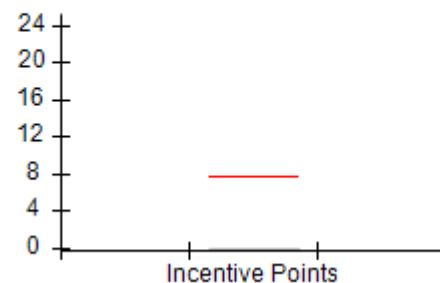
Permanency Outcomes (%)



Well-Being Outcomes (%)



Incentives Earned (Points)





DHS, DFCS, Office of Provider Management
Performance-Based Placement Measures
RBWO Provider GA+SCORECARD - CCI
Report Quarter: Q3 FY2016



Provider/Program Name: Kenneth B. Walker Residential Home - 11th Avenue (5224) - CCI

3108 11th Avenue, Columbus, GA 31905 Phone: 706-940-0478 Vendor ID# 131998	Quarterly Scores (Grades)		Current Quarter Score (Grade)
	Q1: N/A	Q2: N/A	N/A%
	Q3: N/A	Q4: N/A	

Program Census Information:	# Children in Care During Quarter: 0	# Placements During Quarter: 0	# Children in Care On Last Day: 0
------------------------------------	---	---------------------------------------	--

	Avg Performance All CCIs (%)	Provider Performance (%)*	Possible Points (Weight)	Provider Points Earned
--	-------------------------------------	----------------------------------	---------------------------------	-------------------------------

OPM Monitoring Reviews

Annual Comprehensive Reviews	90%	Not Yet Conducted		
Safety Reviews	96%	Not Yet Conducted		
Monitoring Sub-Total				0.00

CCI Safety Outcomes

Incidence of Maltreatment	0.15%	Not Eligible		
Staff Training	78%	Not Eligible		
Safety Sub-Total			N/A	

CCI Permanency Outcomes

Placement Stability	91%	Not Eligible		
Sibling Contacts	9%	None Planned		
Permanency Sub-Total			N/A	

CCI Well-Being Outcomes

EPSDT Medical Visits	91%	Not Eligible		
EPSDT Dental Visits	87%	Not Eligible		
Academic Supports	82%	Not Eligible		
Provider ECEM Visits	82%	Not Eligible		
Provider General Contacts	80%	Not Eligible		
Well-Being Sub-Total			N/A	

*Performance calculation descriptions can be found in the FY 2016 RBWO PBP Measurements and Standards Guide.

Monitoring & Outcomes: Possible Points = 0	Points Earned = N/A
Score Before Incentives Credit	N/A
Incentives Awarded	0.00 pts
PBP Verification	N/A pts
Total Score	N/A%

Provider/Program Name: Kenneth B. Walker Residential Home - 11th Avenue (5224) - CCI



DHS, DFCS, Office of Provider Management
Performance-Based Placement Measures
RBWO Provider GA+SCORECARD - CCI



Report Quarter: Q3 FY2016

Program Census Information:		# Children in Care During Quarter: 0	# Placements During Quarter: 0	# Children in Care On Last Day: 0
CCI Incentive Credits	Avg Performance All CCIs (Points)	Provider Performance (%)*	Possible Points (Weight)	Provider Points Earned
Early EPSDT Medical Visits		Not Eligible	2	
Early EPSDT Dental Visits		Not Eligible	2	
Permanency Contacts		None Planned	5	
Additional Academic Supports		Not Eligible	2	
Active Agency Accreditation		0%	4	0.00
Staff Clinical Licensure		0%	5	0.00
Behavior Management (threshold = 0)		0%	4	
Incentives Total	7.67		24	0.00
Maximum total combined incentive credit allowed is 10 points.			Incentives Awarded	0.00

*Performance calculation descriptions can be found in the FY 2016 RBWO PBP Measurements and Standards Guide.

Child Protective Services Investigations and Dispositions

The following investigations data, which is not used for scoring but is considered significant to a provider's performance, is from Georgia SHINES and is not considered final or complete until the end of the fiscal year.

Total Reports:	0
Number Screened In:	0
Number Screened Out:	0
Number Substantiated:	0
Number Unsubstantiated:	0
Number Active CPS Investigations:	0



DHS, DFCS, Office of Provider Management
Performance-Based Placement Measures
RBWO Provider GA+SCORECARD - CCI
Report Quarter: Q3 FY2016



Provider/Program Name: Kenneth B. Walker Residential Home - Amos (5223) - CCI

2305 Amos Street, Columbus, GA 31906

Phone: 706-940-0478

Vendor ID# 86536

Quarterly Scores (Grades)

Current Quarter Score (Grade)

Q1: N/A

Q2: N/A

N/A%

Q3: N/A

Q4: N/A

Program Census Information:

Children in Care During Quarter: 0

Placements During Quarter: 0

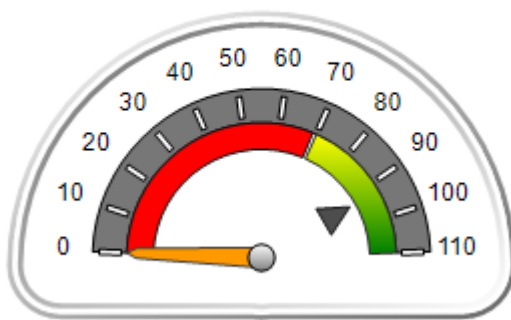
Children in Care On Last Day: 0

Quarterly Provider Comparisons to All CCIs

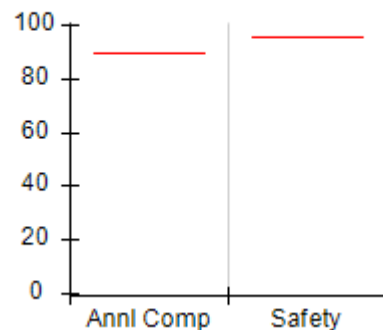
■■■■■■■■ indicates MalTx Threshold

▼ ————— indicates average for all CCIs

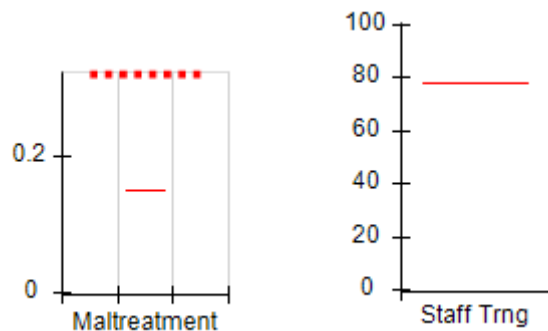
Overall Score (%)



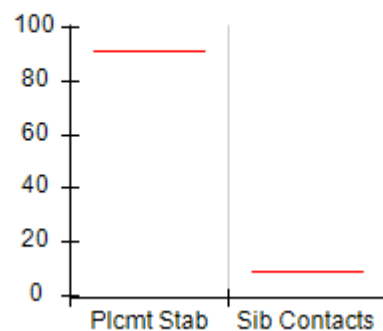
OPM Monitoring Reviews (%)



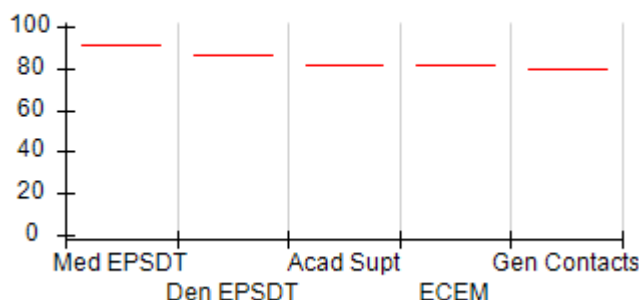
Safety Outcomes (%)




Permanency Outcomes (%)



Well-Being Outcomes (%)



Incentives Earned (Points)





DHS, DFCS, Office of Provider Management
Performance-Based Placement Measures
RBWO Provider GA+SCORECARD - CCI
 Report Quarter: Q3 FY2016



Provider/Program Name: Kenneth B. Walker Residential Home - Amos (5223) - CCI

2305 Amos Street, Columbus, GA 31906 Phone: 706-940-0478 Vendor ID# 86536	Quarterly Scores (Grades)		Current Quarter Score (Grade)
	Q1: N/A	Q2: N/A	N/A%
	Q3: N/A	Q4: N/A	

Program Census Information:	# Children in Care During Quarter: 0	# Placements During Quarter: 0	# Children in Care On Last Day: 0
------------------------------------	---	---------------------------------------	--

	Avg Performance All CCIs (%)	Provider Performance (%)*	Possible Points (Weight)	Provider Points Earned
--	-------------------------------------	----------------------------------	---------------------------------	-------------------------------

OPM Monitoring Reviews

Annual Comprehensive Reviews	90%	Not Yet Conducted		
Safety Reviews	96%	Not Yet Conducted		
Monitoring Sub-Total				0.00

CCI Safety Outcomes

Incidence of Maltreatment	0.15%	Not Eligible		
Staff Training	78%	Not Eligible		
Safety Sub-Total			N/A	

CCI Permanency Outcomes

Placement Stability	91%	Not Eligible		
Sibling Contacts	9%	None Planned		
Permanency Sub-Total			N/A	

CCI Well-Being Outcomes

EPSDT Medical Visits	91%	Not Eligible		
EPSDT Dental Visits	87%	Not Eligible		
Academic Supports	82%	Not Eligible		
Provider ECEM Visits	82%	Not Eligible		
Provider General Contacts	80%	Not Eligible		
Well-Being Sub-Total			N/A	

*Performance calculation descriptions can be found in the FY 2016 RBWO PBP Measurements and Standards Guide.

Monitoring & Outcomes: Possible Points = 0	Points Earned = N/A
Score Before Incentives Credit	N/A
Incentives Awarded	0.00 pts
PBP Verification	N/A pts
Total Score	N/A%

Provider/Program Name: Kenneth B. Walker Residential Home - Amos (5223) - CCI



DHS, DFCS, Office of Provider Management
Performance-Based Placement Measures
RBWO Provider GA+SCORECARD - CCI



Report Quarter: Q3 FY2016

Program Census Information:		# Children in Care During Quarter: 0	# Placements During Quarter: 0	# Children in Care On Last Day: 0
CCI Incentive Credits	Avg Performance All CCIs (Points)	Provider Performance (%)*	Possible Points (Weight)	Provider Points Earned
Early EPSDT Medical Visits		Not Eligible	2	
Early EPSDT Dental Visits		Not Eligible	2	
Permanency Contacts		None Planned	5	
Additional Academic Supports		Not Eligible	2	
Active Agency Accreditation		0%	4	0.00
Staff Clinical Licensure		0%	5	0.00
Behavior Management (threshold = 0)		0%	4	
Incentives Total	7.67		24	0.00
Maximum total combined incentive credit allowed is 10 points.			Incentives Awarded	0.00

*Performance calculation descriptions can be found in the FY 2016 RBWO PBP Measurements and Standards Guide.

Child Protective Services Investigations and Dispositions

The following investigations data, which is not used for scoring but is considered significant to a provider's performance, is from Georgia SHINES and is not considered final or complete until the end of the fiscal year.

Total Reports:	0
Number Screened In:	0
Number Screened Out:	0
Number Substantiated:	0
Number Unsubstantiated:	0
Number Active CPS Investigations:	0



DHS, DFCS, Office of Provider Management
Performance-Based Placement Measures
RBWO Provider GA+SCORECARD - CCI
Report Quarter: Q3 FY2016



Provider/Program Name: Kenneth B. Walker Residential Home - Bunche (5222) - CCI

5790 Bunche Street, Columbus, GA 31907

Phone: 706-940-0478

Vendor ID# 132000

Quarterly Scores (Grades)

Current Quarter Score
(Grade)

Q1: N/A

Q2: N/A

N/A%

Q3: N/A

Q4: N/A

Program Census Information:

Children in Care During
Quarter: 0

Placements During
Quarter: 0

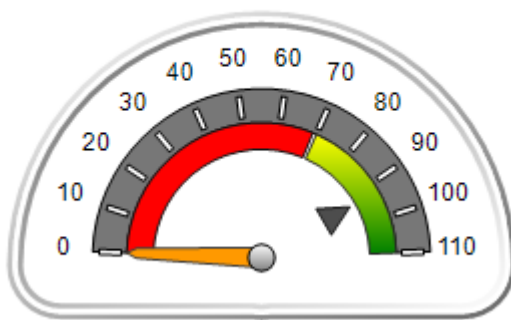
Children in Care On Last
Day: 0

Quarterly Provider Comparisons to All CCIs

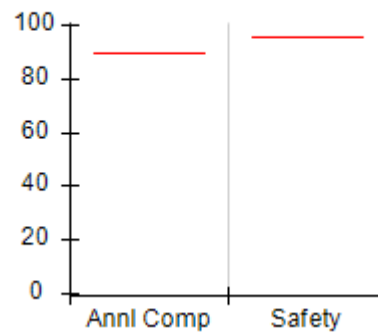
■■■■■■■■ indicates MalTx Threshold

▼ indicates average for all CCIs

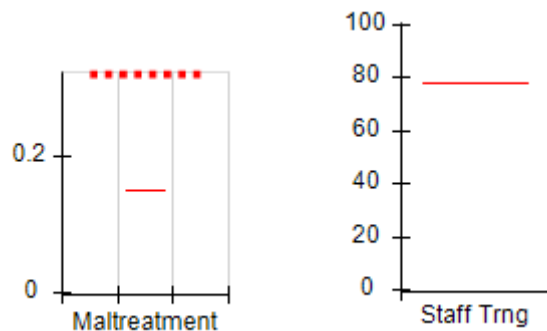
Overall Score (%)



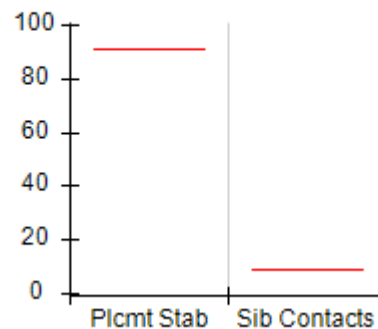
OPM Monitoring Reviews (%)



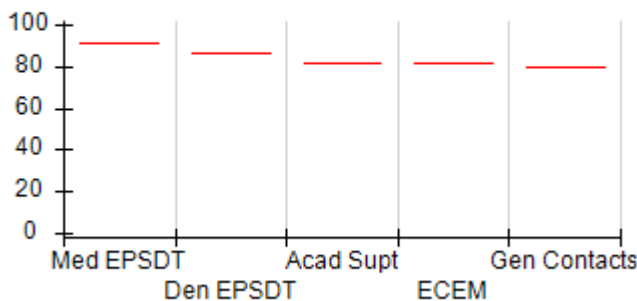
Safety Outcomes (%)



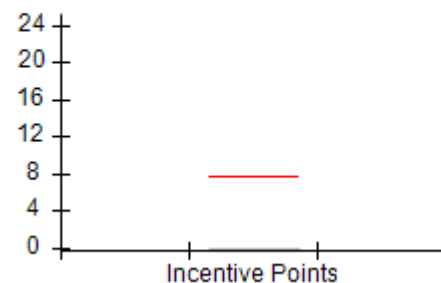
Permanency Outcomes (%)



Well-Being Outcomes (%)



Incentives Earned (Points)





DHS, DFCS, Office of Provider Management
Performance-Based Placement Measures
RBWO Provider GA+SCORECARD - CCI
Report Quarter: Q3 FY2016



Provider/Program Name: Kenneth B. Walker Residential Home - Bunche (5222) - CCI

5790 Bunche Street, Columbus, GA 31907 Phone: 706-940-0478 Vendor ID# 132000	Quarterly Scores (Grades)		Current Quarter Score (Grade)
	Q1: N/A	Q2: N/A	N/A%
	Q3: N/A	Q4: N/A	

Program Census Information:	# Children in Care During Quarter: 0	# Placements During Quarter: 0	# Children in Care On Last Day: 0
------------------------------------	---	---------------------------------------	--

	Avg Performance All CCIs (%)	Provider Performance (%)*	Possible Points (Weight)	Provider Points Earned
--	-------------------------------------	----------------------------------	---------------------------------	-------------------------------

OPM Monitoring Reviews

Annual Comprehensive Reviews	90%	Not Yet Conducted		
Safety Reviews	96%	Not Yet Conducted		
Monitoring Sub-Total				0.00

CCI Safety Outcomes

Incidence of Maltreatment	0.15%	Not Eligible		
Staff Training	78%	Not Eligible		
Safety Sub-Total			N/A	

CCI Permanency Outcomes

Placement Stability	91%	Not Eligible		
Sibling Contacts	9%	None Planned		
Permanency Sub-Total			N/A	

CCI Well-Being Outcomes

EPSDT Medical Visits	91%	Not Eligible		
EPSDT Dental Visits	87%	Not Eligible		
Academic Supports	82%	Not Eligible		
Provider ECEM Visits	82%	Not Eligible		
Provider General Contacts	80%	Not Eligible		
Well-Being Sub-Total			N/A	

*Performance calculation descriptions can be found in the FY 2016 RBWO PBP Measurements and Standards Guide.

Monitoring & Outcomes: Possible Points = 0		Points Earned = N/A	
Score Before Incentives Credit			N/A
Incentives Awarded			0.00 pts
PBP Verification			N/A pts
Total Score			N/A%

Provider/Program Name: Kenneth B. Walker Residential Home - Bunche (5222) - CCI



DHS, DFCS, Office of Provider Management
Performance-Based Placement Measures
RBWO Provider GA+SCORECARD - CCI



Report Quarter: Q3 FY2016

Program Census Information:		# Children in Care During Quarter: 0	# Placements During Quarter: 0	# Children in Care On Last Day: 0
CCI Incentive Credits	Avg Performance All CCIs (Points)	Provider Performance (%)*	Possible Points (Weight)	Provider Points Earned
Early EPSDT Medical Visits		Not Eligible	2	
Early EPSDT Dental Visits		Not Eligible	2	
Permanency Contacts		None Planned	5	
Additional Academic Supports		Not Eligible	2	
Active Agency Accreditation		0%	4	0.00
Staff Clinical Licensure		0%	5	0.00
Behavior Management (threshold = 0)		0%	4	
Incentives Total	7.67		24	0.00
Maximum total combined incentive credit allowed is 10 points.			Incentives Awarded	0.00

*Performance calculation descriptions can be found in the FY 2016 RBWO PBP Measurements and Standards Guide.

Child Protective Services Investigations and Dispositions

The following investigations data, which is not used for scoring but is considered significant to a provider's performance, is from Georgia SHINES and is not considered final or complete until the end of the fiscal year.

Total Reports:	0
Number Screened In:	0
Number Screened Out:	0
Number Substantiated:	0
Number Unsubstantiated:	0
Number Active CPS Investigations:	0



DHS, DFCS, Office of Provider Management
Performance-Based Placement Measures
RBWO Provider GA+SCORECARD - CCI
Report Quarter: Q3 FY2016



Provider/Program Name: Kenneth B. Walker Residential Home - Forston (5221) - CCI

7763 Forston Road, Columbus, GA 31909

Phone: 706-940-0478

Vendor ID# 131999

Quarterly Scores (Grades)

Current Quarter Score (Grade)

Q1: N/A

Q2: N/A

N/A%

Q3: N/A

Q4: N/A

Program Census Information:

Children in Care During Quarter: 0

Placements During Quarter: 0

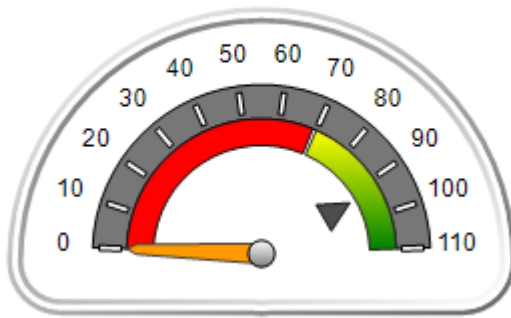
Children in Care On Last Day: 0

Quarterly Provider Comparisons to All CCIs

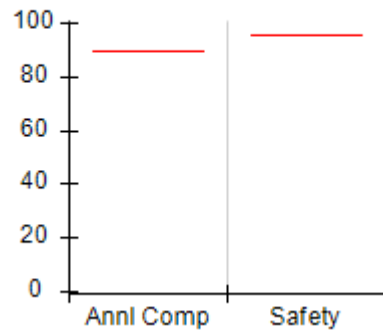
■■■■■■■■ indicates MalTx Threshold

▼ indicates average for all CCIs

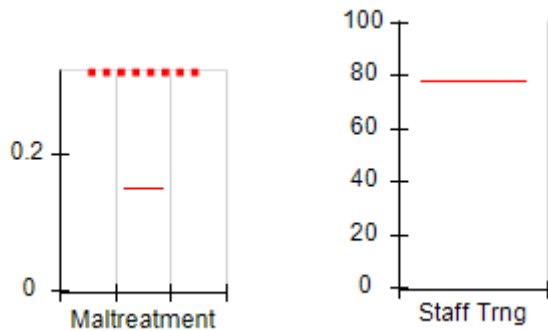
Overall Score (%)



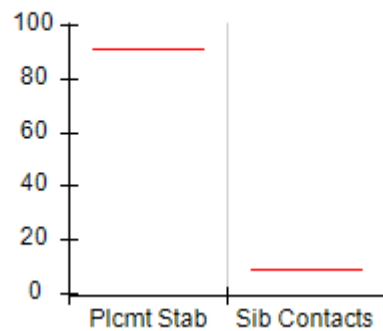
OPM Monitoring Reviews (%)



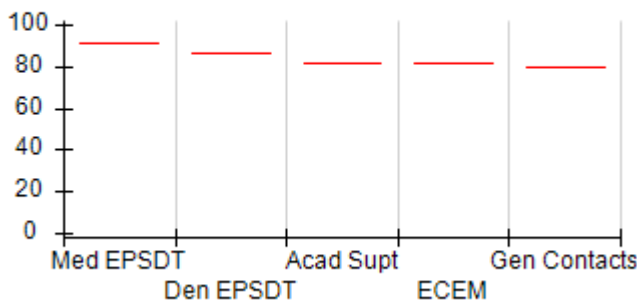
Safety Outcomes (%)



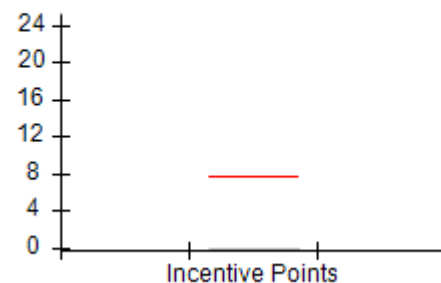
Permanency Outcomes (%)



Well-Being Outcomes (%)



Incentives Earned (Points)





DHS, DFCS, Office of Provider Management
Performance-Based Placement Measures
RBWO Provider GA+SCORECARD - CCI
Report Quarter: Q3 FY2016



Provider/Program Name: Kenneth B. Walker Residential Home - Forston (5221) - CCI

7763 Forston Road, Columbus, GA 31909 Phone: 706-940-0478 Vendor ID# 131999	Quarterly Scores (Grades)		Current Quarter Score (Grade)
	Q1: N/A	Q2: N/A	N/A%
	Q3: N/A	Q4: N/A	

Program Census Information:	# Children in Care During Quarter: 0	# Placements During Quarter: 0	# Children in Care On Last Day: 0
------------------------------------	---	---------------------------------------	--

	Avg Performance All CCIs (%)	Provider Performance (%)*	Possible Points (Weight)	Provider Points Earned
--	-------------------------------------	----------------------------------	---------------------------------	-------------------------------

OPM Monitoring Reviews

Annual Comprehensive Reviews	90%	Not Yet Conducted		
Safety Reviews	96%	Not Yet Conducted		
Monitoring Sub-Total				0.00

CCI Safety Outcomes

Incidence of Maltreatment	0.15%	Not Eligible		
Staff Training	78%	Not Eligible		
Safety Sub-Total			N/A	

CCI Permanency Outcomes

Placement Stability	91%	Not Eligible		
Sibling Contacts	9%	None Planned		
Permanency Sub-Total			N/A	

CCI Well-Being Outcomes

EPSDT Medical Visits	91%	Not Eligible		
EPSDT Dental Visits	87%	Not Eligible		
Academic Supports	82%	Not Eligible		
Provider ECEM Visits	82%	Not Eligible		
Provider General Contacts	80%	Not Eligible		
Well-Being Sub-Total			N/A	

*Performance calculation descriptions can be found in the FY 2016 RBWO PBP Measurements and Standards Guide.

Monitoring & Outcomes: Possible Points = 0	Points Earned = N/A
Score Before Incentives Credit	N/A
Incentives Awarded	0.00 pts
PBP Verification	N/A pts
Total Score	N/A%

Provider/Program Name: Kenneth B. Walker Residential Home - Forston (5221) - CCI



DHS, DFCS, Office of Provider Management
Performance-Based Placement Measures
RBWO Provider GA+SCORECARD - CCI



Report Quarter: Q3 FY2016

Program Census Information:		# Children in Care During Quarter: 0	# Placements During Quarter: 0	# Children in Care On Last Day: 0
CCI Incentive Credits	Avg Performance All CCIs (Points)	Provider Performance (%)*	Possible Points (Weight)	Provider Points Earned
Early EPSDT Medical Visits		Not Eligible	2	
Early EPSDT Dental Visits		Not Eligible	2	
Permanency Contacts		None Planned	5	
Additional Academic Supports		Not Eligible	2	
Active Agency Accreditation		0%	4	0.00
Staff Clinical Licensure		0%	5	0.00
Behavior Management (threshold = 0)		0%	4	
Incentives Total	7.67		24	0.00
Maximum total combined incentive credit allowed is 10 points.			Incentives Awarded	0.00

*Performance calculation descriptions can be found in the FY 2016 RBWO PBP Measurements and Standards Guide.

Child Protective Services Investigations and Dispositions

The following investigations data, which is not used for scoring but is considered significant to a provider's performance, is from Georgia SHINES and is not considered final or complete until the end of the fiscal year.

Total Reports:	1
Number Screened In:	0
Number Screened Out:	1
Number Substantiated:	0
Number Unsubstantiated:	0
Number Active CPS Investigations:	0



DHS, DFCS, Office of Provider Management
Performance-Based Placement Measures
RBWO Provider GA+SCORECARD - CCI
Report Quarter: Q3 FY2016



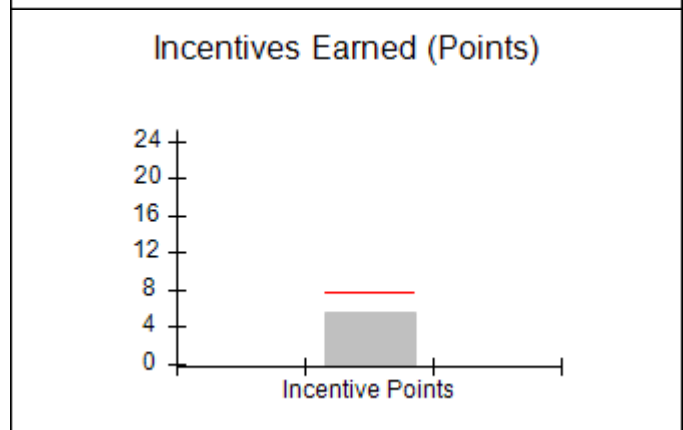
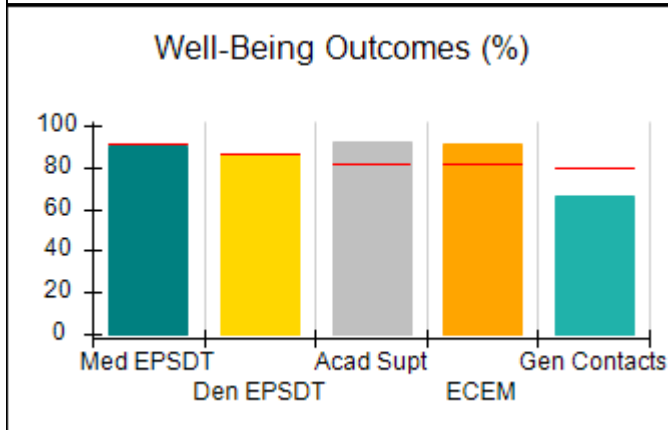
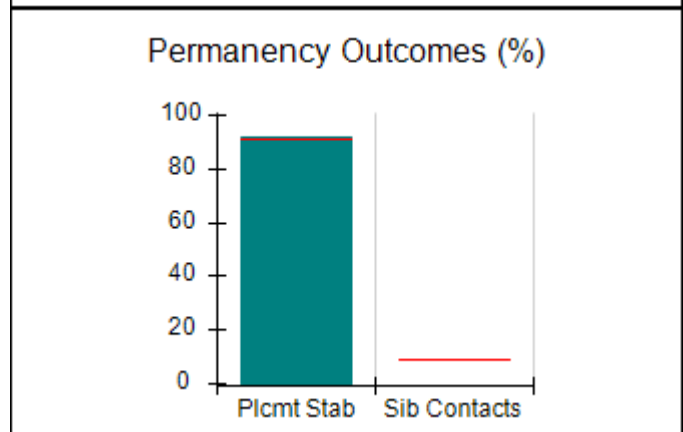
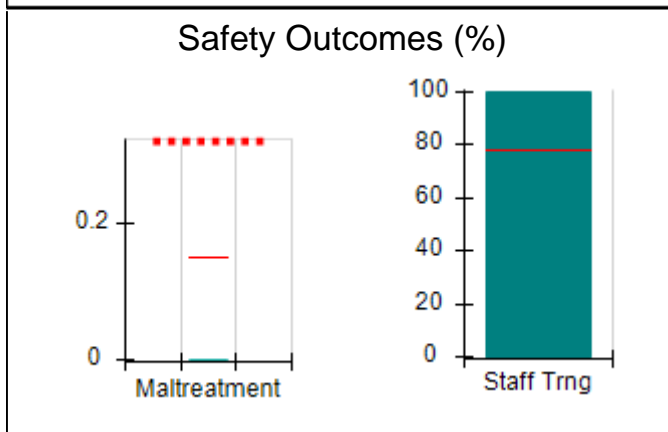
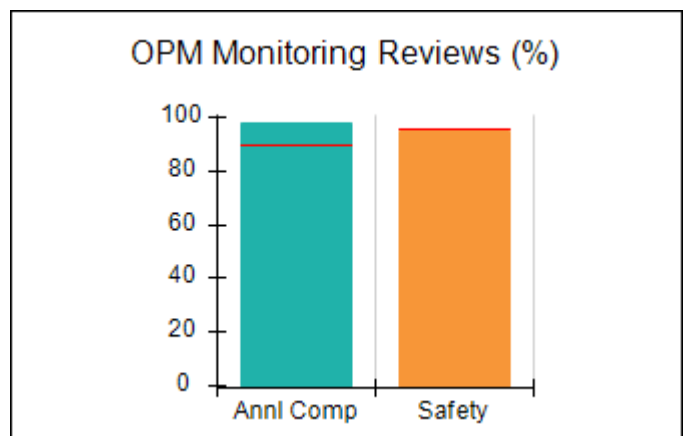
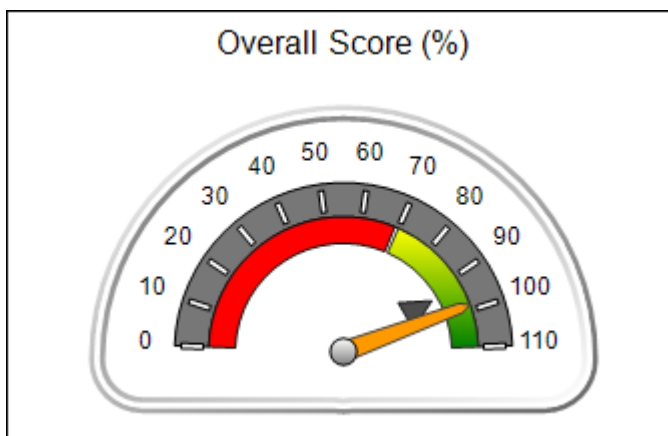
Provider/Program Name: Kidspeace - Bowdon Residential Campus (715) - CCI

101 Kidspeace Dr., Bowdon, GA 30108 Phone: 770-437-7200 Vendor ID# 35437	Quarterly Scores (Grades)		Current Quarter Score (Grade)
	Q1: 92.41 (A-)	Q2: 95.49 (A)	98.54% (A+)
	Q3: 98.54 (A+)	Q4: 98.79 (A+)	
Program Census Information:	# Children in Care During Quarter: 38	# Placements During Quarter: 38	# Children in Care On Last Day: 24

Quarterly Provider Comparisons to All CCIs

■■■■■■■■ indicates MalTx Threshold

▼ ————— indicates average for all CCIs





DHS, DFCS, Office of Provider Management
Performance-Based Placement Measures
RBWO Provider GA+SCORECARD - CCI
Report Quarter: Q3 FY2016



Provider/Program Name: Kidspeace - Bowdon Residential Campus (715) - CCI

101 Kidspeace Dr., Bowdon, GA 30108 Phone: 770-437-7200 Vendor ID# 35437		Quarterly Scores (Grades)		Current Quarter Score (Grade)
		Q1: 92.41 (A-)	Q2: 95.49 (A)	98.54%
		Q3: 98.54 (A+)	Q4: 98.79 (A+)	(A+)
Program Census Information:		# Children in Care During Quarter: 38	# Placements During Quarter: 38	# Children in Care On Last Day: 24
	Avg Performance All CCIs (%)	Provider Performance (%)*	Possible Points (Weight)	Provider Points Earned
OPM Monitoring Reviews				
Annual Comprehensive Reviews	90%	98%	25	24.56
Safety Reviews	96%	95%	15	14.25
Monitoring Sub-Total			40	38.81
CCI Safety Outcomes				
Incidence of Maltreatment	0.15%	No Substantiated Reports	10	10.00
Staff Training	78%	100%	4	4.00
Safety Sub-Total			14	14.00
CCI Permanency Outcomes				
Placement Stability	91%	92%	20	18.40
Sibling Contacts	9%	None Planned		
Permanency Sub-Total			20	18.40
CCI Well-Being Outcomes				
EPSDT Medical Visits	91%	90%	4	3.60
EPSDT Dental Visits	87%	86%	4	3.44
Academic Supports	82%	92%	4	3.68
Provider ECEM Visits	82%	91%	7	6.37
Provider General Contacts	80%	66%	7	4.62
Well-Being Sub-Total			26	21.71
*Performance calculation descriptions can be found in the FY 2016 RBWO PBP Measurements and Standards Guide.				

Monitoring & Outcomes: Possible Points = 100		Points Earned = 92.92	
Score Before Incentives Credit		92.92%	
Incentives Awarded		5.62 pts	
PBP Verification		0.00 pts	
Total Score		98.54%	

Provider/Program Name: Kidspeace - Bowdon Residential Campus (715) - CCI



DHS, DFCS, Office of Provider Management
Performance-Based Placement Measures
RBWO Provider GA+SCORECARD - CCI



Report Quarter: Q3 FY2016

Program Census Information:		# Children in Care During Quarter: 38	# Placements During Quarter: 38	# Children in Care On Last Day: 24
CCI Incentive Credits	Avg Performance All CCIs (Points)	Provider Performance (%)*	Possible Points (Weight)	Provider Points Earned
Early EPSDT Medical Visits		79%	2	1.58
Early EPSDT Dental Visits		64%	2	1.28
Permanency Contacts		14%	5	0.70
Additional Academic Supports		3%	2	0.06
Active Agency Accreditation		50%	4	2.00
Staff Clinical Licensure		0%	5	0.00
Behavior Management (threshold = 0)		0%	4	0.00
Incentives Total	7.67		24	5.62
Maximum total combined incentive credit allowed is 10 points.			Incentives Awarded	5.62
*Performance calculation descriptions can be found in the FY 2016 RBWO PBP Measurements and Standards Guide.				

Child Protective Services Investigations and Dispositions		
The following investigations data, which is not used for scoring but is considered significant to a provider's performance, is from Georgia SHINES and is not considered final or complete until the end of the fiscal year.		
Total Reports:	3	
Number Screened In:	2	
Number Screened Out:	1	
Number Substantiated:	0	
Number Unsubstantiated:	1	
Number Active CPS Investigations:	1	



DHS, DFCS, Office of Provider Management
Performance-Based Placement Measures
RBWO Provider GA+SCORECARD - CCI



Report Quarter: Q3 FY2016

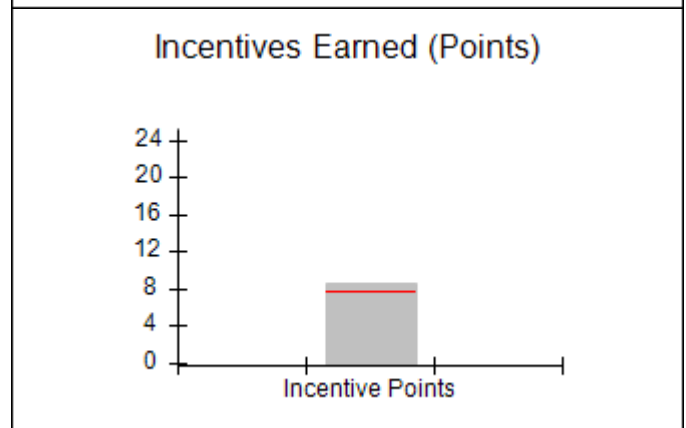
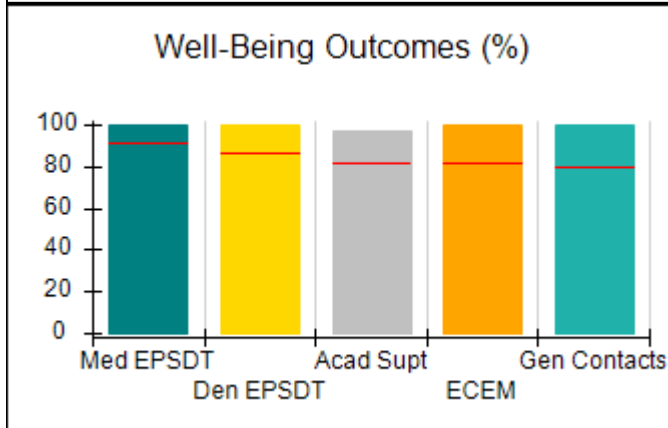
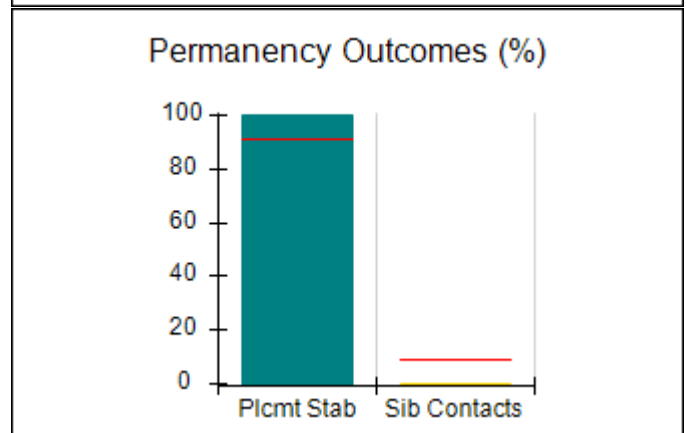
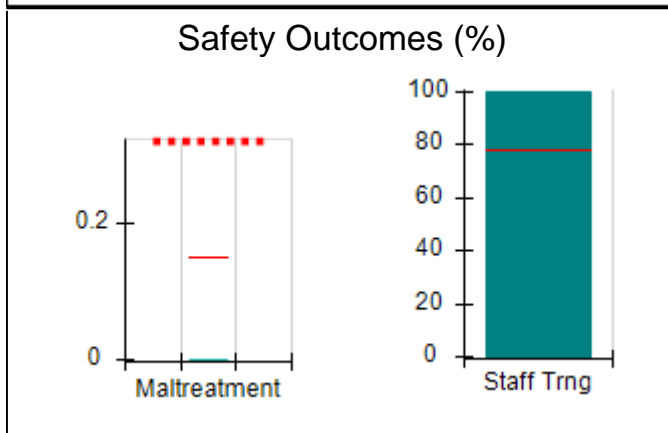
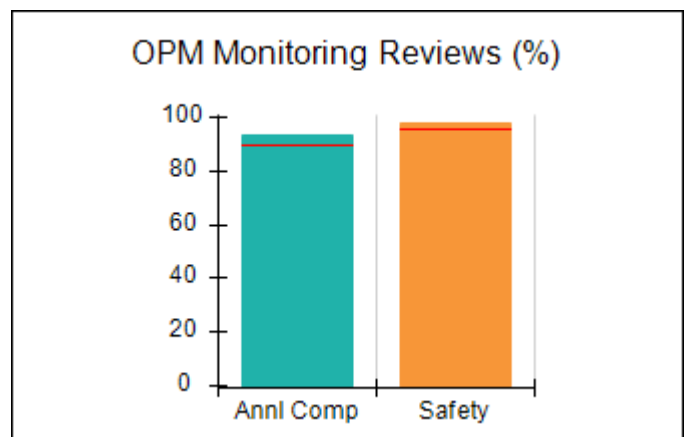
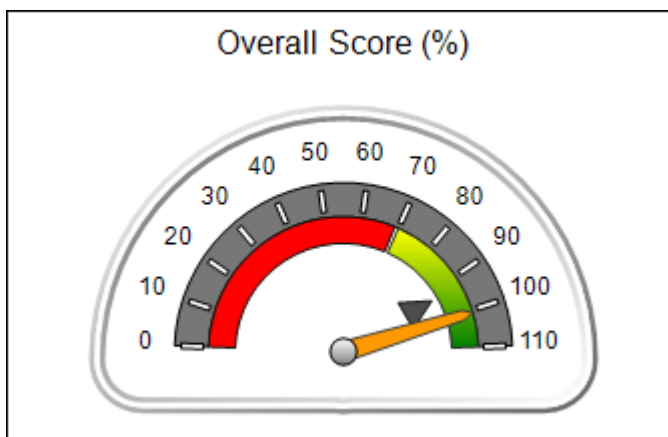
Provider/Program Name: Liberty County Children's Home - dba Gabriel's House (725) - CCI

6145 E. Oglethorpe Highway, Midway, GA 31320 Phone: 912-876-4500 Vendor ID# 35444	Quarterly Scores (Grades)		Current Quarter Score (Grade)
	Q1: 96.49 (A)	Q2: 100.02 (A+)	100.70% (A+)
	Q3: 100.70 (A+)	Q4: 100.70 (A+)	
Program Census Information:	# Children in Care During Quarter: 16	# Placements During Quarter: 16	# Children in Care On Last Day: 16

Quarterly Provider Comparisons to All CCIs

■■■■■■■■ indicates MalTx Threshold

▼ — indicates average for all CCIs





DHS, DFCS, Office of Provider Management
Performance-Based Placement Measures
RBWO Provider GA+SCORECARD - CCI



Report Quarter: Q3 FY2016

Provider/Program Name: Liberty County Children's Home - dba Gabriel's House (725) - CCI				
6145 E. Oglethorpe Highway, Midway, GA 31320		Quarterly Scores (Grades)		Current Quarter Score (Grade)
Phone: 912-876-4500		Q1: 96.49 (A)	Q2: 100.02 (A+)	100.70% (A+)
Vendor ID# 35444		Q3: 100.70 (A+)	Q4: 100.70 (A+)	
Program Census Information:		# Children in Care During Quarter: 16	# Placements During Quarter: 16	# Children in Care On Last Day: 16
	Avg Performance All CCIs (%)	Provider Performance (%)*	Possible Points (Weight)	Provider Points Earned
OPM Monitoring Reviews				
Annual Comprehensive Reviews	90%	93%	25	23.33
Safety Reviews	96%	98%	15	14.75
Monitoring Sub-Total			40	38.08
CCI Safety Outcomes				
Incidence of Maltreatment	0.15%	No Substantiated Reports	10	10.00
Staff Training	78%	100%	4	4.00
Safety Sub-Total			14	14.00
CCI Permanency Outcomes				
Placement Stability	91%	100%	15	15.00
Sibling Contacts	9%	0%	5	0.00
Permanency Sub-Total			20	15.00
CCI Well-Being Outcomes				
EPSDT Medical Visits	91%	100%	4	4.00
EPSDT Dental Visits	87%	100%	4	4.00
Academic Supports	82%	97%	4	3.88
Provider ECEM Visits	82%	100%	7	7.00
Provider General Contacts	80%	100%	7	7.00
Well-Being Sub-Total			26	25.88
*Performance calculation descriptions can be found in the FY 2016 RBWO PBP Measurements and Standards Guide.				

Monitoring & Outcomes: Possible Points = 100	Points Earned = 92.96
Score Before Incentives Credit	92.96%
Incentives Awarded	8.60 pts
PBP Verification	-0.86 pts
Total Score	100.70%

Provider/Program Name: Liberty County Children's Home - dba Gabriel's House (725) - CCI



DHS, DFCS, Office of Provider Management
Performance-Based Placement Measures
RBWO Provider GA+SCORECARD - CCI



Report Quarter: Q3 FY2016

Program Census Information:		# Children in Care During Quarter: 16	# Placements During Quarter: 16	# Children in Care On Last Day: 16
CCI Incentive Credits	Avg Performance All CCIs (Points)	Provider Performance (%)*	Possible Points (Weight)	Provider Points Earned
Early EPSDT Medical Visits		100%	2	2.00
Early EPSDT Dental Visits		100%	2	2.00
Permanency Contacts		0%	5	0.00
Additional Academic Supports		30%	2	0.60
Active Agency Accreditation		0%	4	0.00
Staff Clinical Licensure		0%	5	0.00
Behavior Management (threshold = 0)		100%	4	4.00
Incentives Total	7.67		24	8.60
Maximum total combined incentive credit allowed is 10 points.			Incentives Awarded	8.60
*Performance calculation descriptions can be found in the FY 2016 RBWO PBP Measurements and Standards Guide.				

Child Protective Services Investigations and Dispositions		
The following investigations data, which is not used for scoring but is considered significant to a provider's performance, is from Georgia SHINES and is not considered final or complete until the end of the fiscal year.		
Total Reports:	1	
Number Screened In:	1	
Number Screened Out:	0	
Number Substantiated:	0	
Number Unsubstantiated:	0	
Number Active CPS Investigations:	1	



DHS, DFCS, Office of Provider Management
Performance-Based Placement Measures
RBWO Provider GA+SCORECARD - CCI



Report Quarter: Q3 FY2016

Provider/Program Name: Light of Hope and Love Ministry, Inc. - Heritage House (5143) - CCI

3117 Macedonia Court, Powder Springs, GA 30127

Phone: 770-906-1190

Vendor ID# 115384

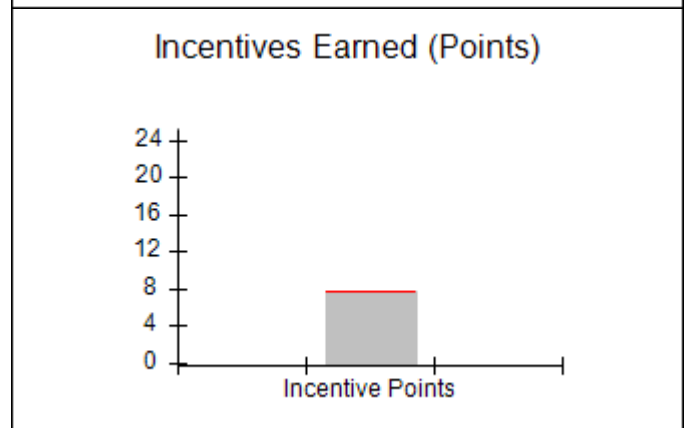
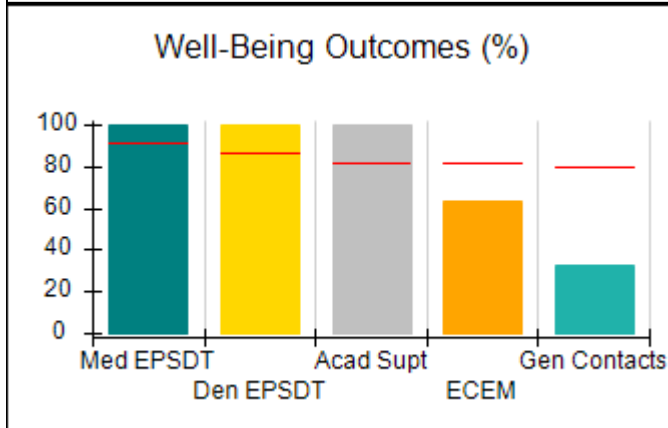
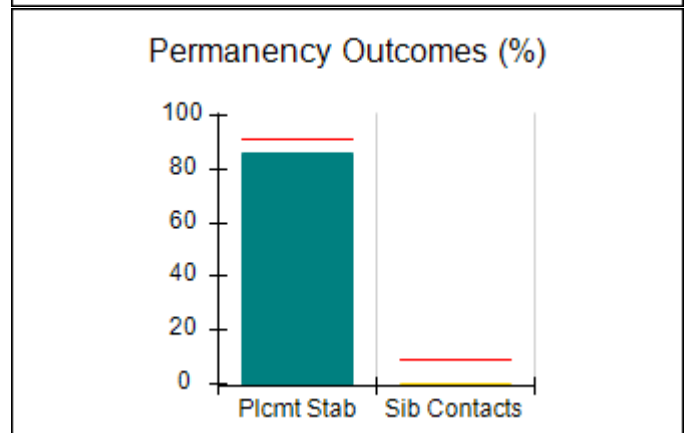
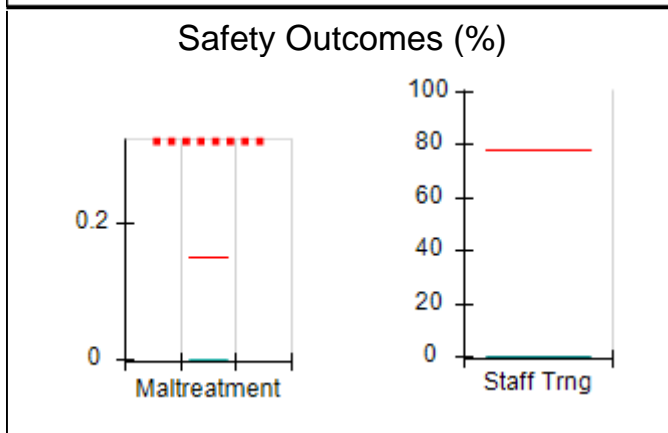
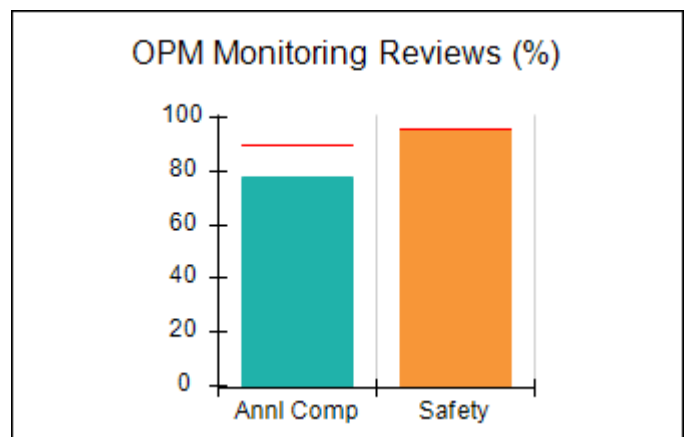
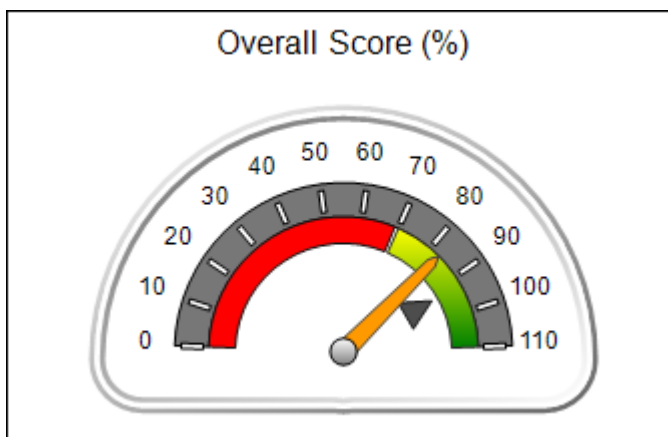
Quarterly Scores (Grades)		Current Quarter Score (Grade)
Q1: 92.36 (A-)	Q2: 84.36 (B)	83.06% (B-)
Q3: 83.06 (B-)	Q4: 82.44 (B-)	

Program Census Information:	# Children in Care During Quarter: 7	# Placements During Quarter: 7	# Children in Care On Last Day: 3
-----------------------------	--------------------------------------	--------------------------------	-----------------------------------

Quarterly Provider Comparisons to All CCIs

■■■■■■■■ indicates MalTx Threshold

▼ ————— indicates average for all CCIs





DHS, DFCS, Office of Provider Management
Performance-Based Placement Measures
RBWO Provider GA+SCORECARD - CCI



Report Quarter: Q3 FY2016

Provider/Program Name: Light of Hope and Love Ministry, Inc. - Heritage House (5143) - CCI

3117 Macedonia Court, Powder Springs, GA 30127 Phone: 770-906-1190 Vendor ID# 115384	Quarterly Scores (Grades)		Current Quarter Score (Grade)
	Q1: 92.36 (A-)	Q2: 84.36 (B)	83.06%
	Q3: 83.06 (B-)	Q4: 82.44 (B-)	(B-)

Program Census Information:	# Children in Care During Quarter: 7	# Placements During Quarter: 7	# Children in Care On Last Day: 3
-----------------------------	--------------------------------------	--------------------------------	-----------------------------------

	Avg Performance All CCIs (%)	Provider Performance (%)*	Possible Points (Weight)	Provider Points Earned
--	-------------------------------------	----------------------------------	---------------------------------	-------------------------------

OPM Monitoring Reviews

Annual Comprehensive Reviews	90%	78%	25	19.51
Safety Reviews	96%	96%	15	14.33
Monitoring Sub-Total			40	33.84

CCI Safety Outcomes

Incidence of Maltreatment	0.15%	No Substantiated Reports	10	10.00
Staff Training	78%	0%	4	0.00
Safety Sub-Total			14	10.00

CCI Permanency Outcomes

Placement Stability	91%	86%	15	12.90
Sibling Contacts	9%	0%	5	0.00
Permanency Sub-Total			20	12.90

CCI Well-Being Outcomes

EPSDT Medical Visits	91%	100%	4	4.00
EPSDT Dental Visits	87%	100%	4	4.00
Academic Supports	82%	100%	4	4.00
Provider ECEM Visits	82%	63%	7	4.41
Provider General Contacts	80%	33%	7	2.31
Well-Being Sub-Total			26	18.72

*Performance calculation descriptions can be found in the FY 2016 RBWO PBP Measurements and Standards Guide.

Monitoring & Outcomes: Possible Points = 100		Points Earned = 75.46	
Score Before Incentives Credit		75.46%	
Incentives Awarded		7.60 pts	
PBP Verification		0.00 pts	
Total Score		83.06%	

Provider/Program Name: Light of Hope and Love Ministry, Inc. - Heritage House (5143) - CCI



DHS, DFCS, Office of Provider Management
Performance-Based Placement Measures
RBWO Provider GA+SCORECARD - CCI



Report Quarter: Q3 FY2016

Program Census Information:		# Children in Care During Quarter: 7	# Placements During Quarter: 7	# Children in Care On Last Day: 3
CCI Incentive Credits	Avg Performance All CCIs (Points)	Provider Performance (%)*	Possible Points (Weight)	Provider Points Earned
Early EPSDT Medical Visits		100%	2	2.00
Early EPSDT Dental Visits		Not Eligible	2	
Permanency Contacts		0%	5	0.00
Additional Academic Supports		80%	2	1.60
Active Agency Accreditation		0%	4	0.00
Staff Clinical Licensure		0%	5	0.00
Behavior Management (threshold = 0)		100%	4	4.00
Incentives Total	7.67		24	7.60
Maximum total combined incentive credit allowed is 10 points.			Incentives Awarded	7.60
*Performance calculation descriptions can be found in the FY 2016 RBWO PBP Measurements and Standards Guide.				

Child Protective Services Investigations and Dispositions

The following investigations data, which is not used for scoring but is considered significant to a provider's performance, is from Georgia SHINES and is not considered final or complete until the end of the fiscal year.

Total Reports:	0
Number Screened In:	0
Number Screened Out:	0
Number Substantiated:	0
Number Unsubstantiated:	0
Number Active CPS Investigations:	0



DHS, DFCS, Office of Provider Management
Performance-Based Placement Measures
RBWO Provider GA+SCORECARD - CCI



Report Quarter: Q3 FY2016

Provider/Program Name: Little Debbie's Second Chance Home, Inc. - (formerly Celine's Place) (884) - CCI

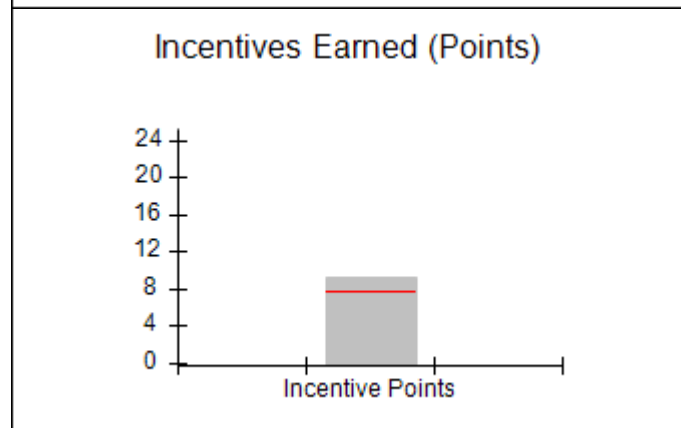
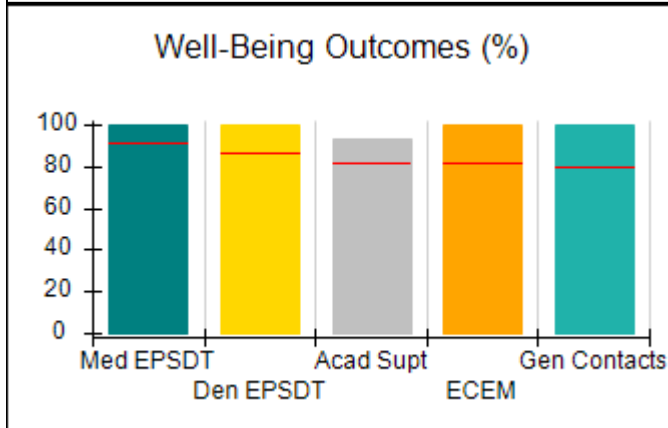
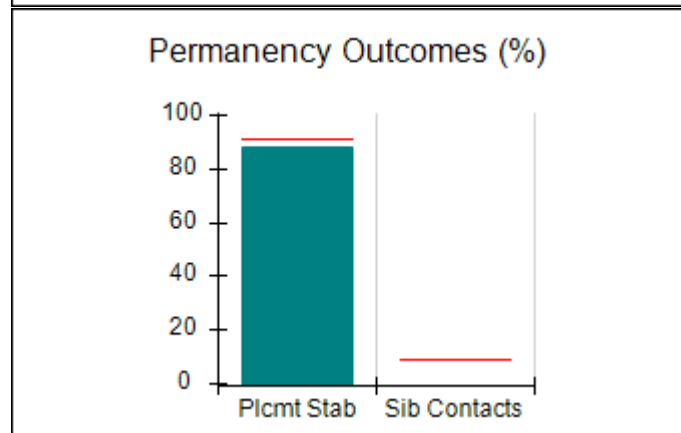
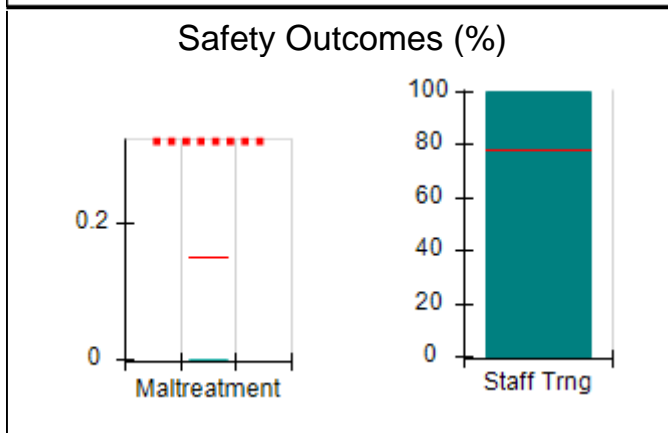
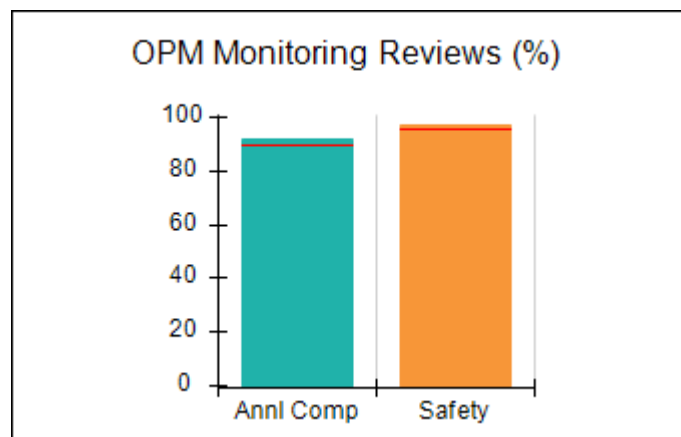
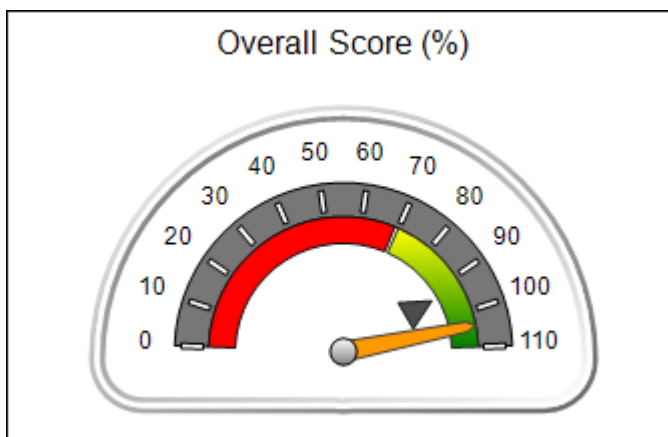
1768 Young Rd., Lithonia, GA 30058 Phone: 404-296-1311 Vendor ID# 35260	Quarterly Scores (Grades)		Current Quarter Score (Grade)
	Q1: 105.84 (A+)	Q2: 106.68 (A+)	104.16%
	Q3: 104.16 (A+)	Q4: 87.22 (B+)	(A+)

Program Census Information:	# Children in Care During Quarter: 8	# Placements During Quarter: 8	# Children in Care On Last Day: 6
------------------------------------	---	---------------------------------------	--

Quarterly Provider Comparisons to All CCIs

■■■■■■■■ indicates MalTx Threshold

▼ ————— indicates average for all CCIs





DHS, DFCS, Office of Provider Management
Performance-Based Placement Measures
RBWO Provider GA+SCORECARD - CCI



Report Quarter: Q3 FY2016

Provider/Program Name: Little Debbie's Second Chance Home, Inc. - (formerly Celine's Place) (884) - CCI				
1768 Young Rd., Lithonia, GA 30058		Quarterly Scores (Grades)		Current Quarter Score (Grade)
Phone: 404-296-1311		Q1: 105.84 (A+)	Q2: 106.68 (A+)	104.16%
Vendor ID# 35260		Q3: 104.16 (A+)	Q4: 87.22 (B+)	(A+)
Program Census Information:		# Children in Care During Quarter: 8	# Placements During Quarter: 8	# Children in Care On Last Day: 6
	Avg Performance All CCIs (%)	Provider Performance (%)*	Possible Points (Weight)	Provider Points Earned
OPM Monitoring Reviews				
Annual Comprehensive Reviews	90%	92%	25	23.08
Safety Reviews	96%	97%	15	14.56
Monitoring Sub-Total			40	37.64
CCI Safety Outcomes				
Incidence of Maltreatment	0.15%	No Substantiated Reports	10	10.00
Staff Training	78%	100%	4	4.00
Safety Sub-Total			14	14.00
CCI Permanency Outcomes				
Placement Stability	91%	88%	20	17.60
Sibling Contacts	9%	None Planned		
Permanency Sub-Total			20	17.60
CCI Well-Being Outcomes				
EPSDT Medical Visits	91%	100%	4	4.00
EPSDT Dental Visits	87%	100%	4	4.00
Academic Supports	82%	93%	4	3.72
Provider ECEM Visits	82%	100%	7	7.00
Provider General Contacts	80%	100%	7	7.00
Well-Being Sub-Total			26	25.72
*Performance calculation descriptions can be found in the FY 2016 RBWO PBP Measurements and Standards Guide.				

Monitoring & Outcomes: Possible Points = 100		Points Earned = 94.96	
Score Before Incentives Credit			94.96%
Incentives Awarded			9.20 pts
PBP Verification			N/A pts
Total Score			104.16%

Provider/Program Name: Little Debbie's Second Chance Home, Inc. - (formerly Celine's Place) (884) - CCI



DHS, DFCS, Office of Provider Management
Performance-Based Placement Measures
RBWO Provider GA+SCORECARD - CCI



Report Quarter: Q3 FY2016

Program Census Information:		# Children in Care During Quarter: 8	# Placements During Quarter: 8	# Children in Care On Last Day: 6
CCI Incentive Credits	Avg Performance All CCIs (Points)	Provider Performance (%)*	Possible Points (Weight)	Provider Points Earned
Early EPSDT Medical Visits		100%	2	2.00
Early EPSDT Dental Visits		100%	2	2.00
Permanency Contacts		None Planned	5	
Additional Academic Supports		60%	2	1.20
Active Agency Accreditation		0%	4	0.00
Staff Clinical Licensure		0%	5	0.00
Behavior Management (threshold = 0)		100%	4	4.00
Incentives Total	7.67		24	9.20
Maximum total combined incentive credit allowed is 10 points.			Incentives Awarded	9.20

*Performance calculation descriptions can be found in the FY 2016 RBWO PBP Measurements and Standards Guide.

Child Protective Services Investigations and Dispositions		
The following investigations data, which is not used for scoring but is considered significant to a provider's performance, is from Georgia SHINES and is not considered final or complete until the end of the fiscal year.		
Total Reports:	0	
Number Screened In:	0	
Number Screened Out:	0	
Number Substantiated:	0	
Number Unsubstantiated:	0	
Number Active CPS Investigations:	0	



DHS, DFCS, Office of Provider Management
Performance-Based Placement Measures
RBWO Provider GA+SCORECARD - CCI



Report Quarter: Q3 FY2016

Provider/Program Name: Little Debbie's Second Chance Home, Inc. - Boys to Men (1042) - CCI

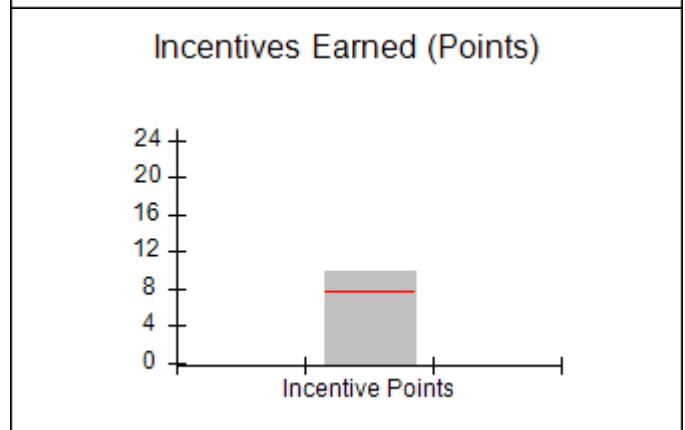
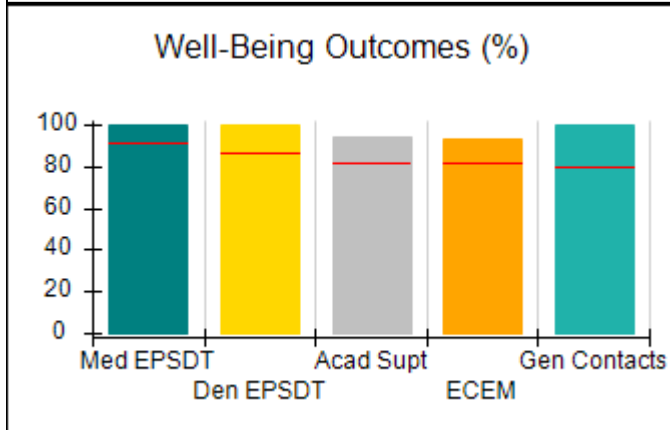
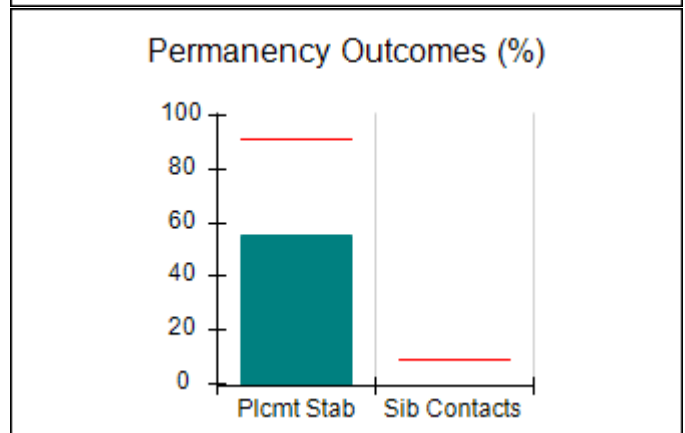
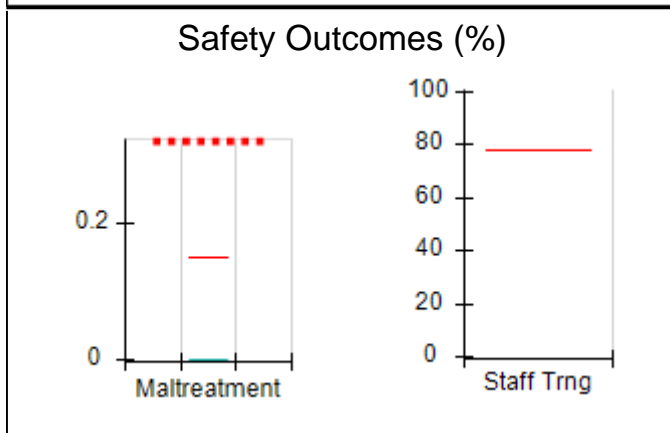
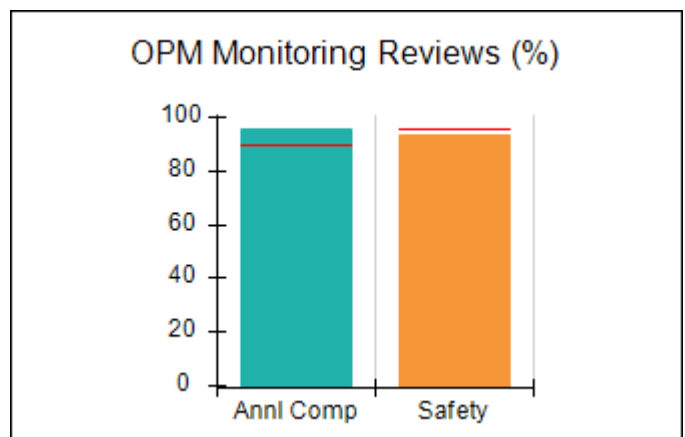
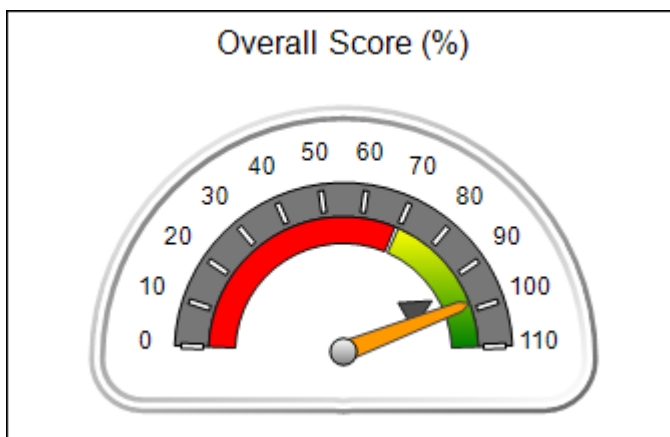
5224 Shawn Lane, Stone Mountain, GA 30088 Phone: 770-686-5169 Vendor ID# 73965	Quarterly Scores (Grades)		Current Quarter Score (Grade)
	Q1: 106.15 (A+)	Q2: 102.22 (A+)	98.10%
	Q3: 98.10 (A+)	Q4: 103.17 (A+)	(A+)

Program Census Information:	# Children in Care During Quarter: 11	# Placements During Quarter: 11	# Children in Care On Last Day: 6
------------------------------------	--	--	--

Quarterly Provider Comparisons to All CCIs

■■■■■■■■ indicates MalTx Threshold

▼ ————— indicates average for all CCIs





DHS, DFCS, Office of Provider Management
Performance-Based Placement Measures
RBWO Provider GA+SCORECARD - CCI



Report Quarter: Q3 FY2016

Provider/Program Name: Little Debbie's Second Chance Home, Inc. - Boys to Men (1042) - CCI

5224 Shawn Lane, Stone Mountain, GA 30088 Phone: 770-686-5169 Vendor ID# 73965	Quarterly Scores (Grades)		Current Quarter Score (Grade)
	Q1: 106.15 (A+)	Q2: 102.22 (A+)	98.10%
	Q3: 98.10 (A+)	Q4: 103.17 (A+)	(A+)

Program Census Information:	# Children in Care During Quarter: 11	# Placements During Quarter: 11	# Children in Care On Last Day: 6
------------------------------------	--	--	--

	Avg Performance All CCIs (%)	Provider Performance (%)*	Possible Points (Weight)	Provider Points Earned
--	-------------------------------------	----------------------------------	---------------------------------	-------------------------------

OPM Monitoring Reviews

Annual Comprehensive Reviews	90%	96%	25	23.92
Safety Reviews	96%	94%	15	14.05
Monitoring Sub-Total			40	37.97

CCI Safety Outcomes

Incidence of Maltreatment	0.15%	No Substantiated Reports	14	14.00
Staff Training	78%	Not Eligible		
Safety Sub-Total			14	14.00

CCI Permanency Outcomes

Placement Stability	91%	55%	20	11.00
Sibling Contacts	9%	None Planned		
Permanency Sub-Total			20	11.00

CCI Well-Being Outcomes

EPSDT Medical Visits	91%	100%	4	4.00
EPSDT Dental Visits	87%	100%	4	4.00
Academic Supports	82%	94%	4	3.76
Provider ECEM Visits	82%	93%	7	6.51
Provider General Contacts	80%	100%	7	7.00
Well-Being Sub-Total			26	25.27

*Performance calculation descriptions can be found in the FY 2016 RBWO PBP Measurements and Standards Guide.

Monitoring & Outcomes: Possible Points = 100	Points Earned = 88.24
Score Before Incentives Credit	88.24%
Incentives Awarded	9.86 pts
PBP Verification	N/A pts
Total Score	98.10%

Provider/Program Name: Little Debbie's Second Chance Home, Inc. - Boys to Men (1042) - CCI



DHS, DFCS, Office of Provider Management
Performance-Based Placement Measures
RBWO Provider GA+SCORECARD - CCI



Report Quarter: Q3 FY2016

Program Census Information:		# Children in Care During Quarter: 11	# Placements During Quarter: 11	# Children in Care On Last Day: 6
CCI Incentive Credits	Avg Performance All CCIs (Points)	Provider Performance (%)*	Possible Points (Weight)	Provider Points Earned
Early EPSDT Medical Visits		100%	2	2.00
Early EPSDT Dental Visits		100%	2	2.00
Permanency Contacts		None Planned	5	
Additional Academic Supports		93%	2	1.86
Active Agency Accreditation		0%	4	0.00
Staff Clinical Licensure		0%	5	0.00
Behavior Management (threshold = 0)		100%	4	4.00
Incentives Total	7.67		24	9.86
Maximum total combined incentive credit allowed is 10 points.			Incentives Awarded	9.86

*Performance calculation descriptions can be found in the FY 2016 RBWO PBP Measurements and Standards Guide.

Child Protective Services Investigations and Dispositions

The following investigations data, which is not used for scoring but is considered significant to a provider's performance, is from Georgia SHINES and is not considered final or complete until the end of the fiscal year.

Total Reports:	0
Number Screened In:	0
Number Screened Out:	0
Number Substantiated:	0
Number Unsubstantiated:	0
Number Active CPS Investigations:	0



DHS, DFCS, Office of Provider Management
Performance-Based Placement Measures
RBWO Provider GA+SCORECARD - CCI



Report Quarter: Q3 FY2016

Provider/Program Name: Little Debbie's Second Chance Home, Inc. - Columbia (5214) - CCI

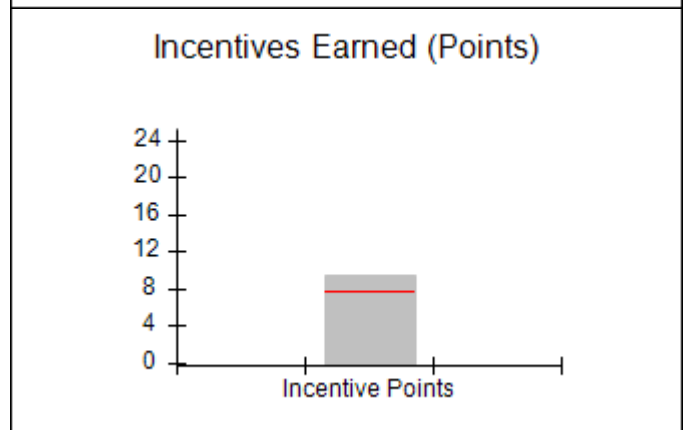
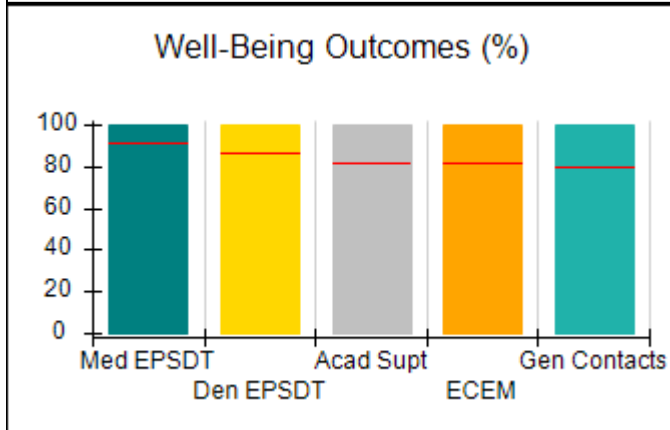
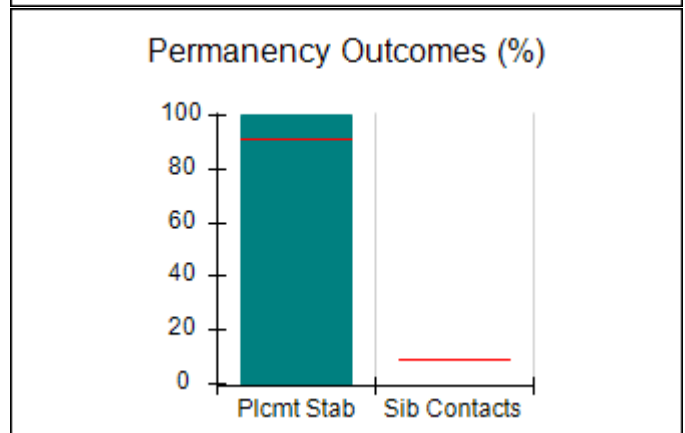
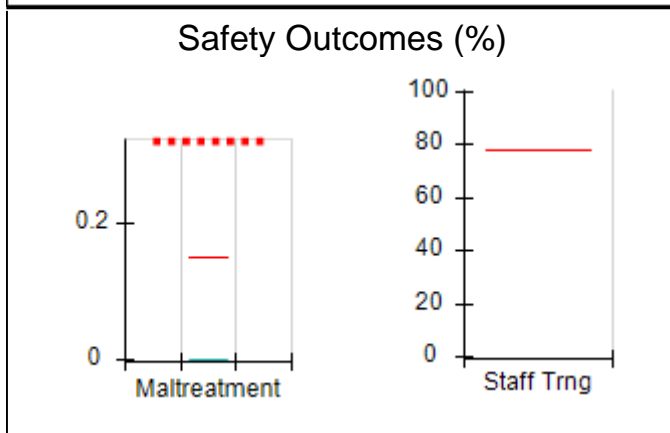
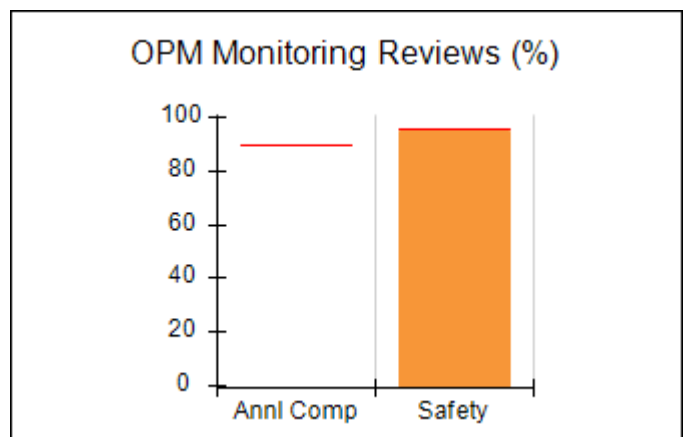
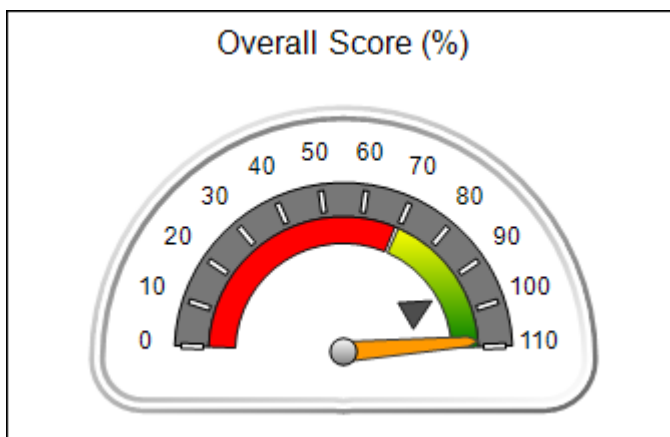
1322 Columbia Drive, Decatur, GA 30032 Phone: 404-296-1311 Vendor ID# 136089	Quarterly Scores (Grades)		Current Quarter Score (Grade)
	Q1: 81.15 (B-)	Q2: 96.80 (A)	108.40% (A+)
	Q3: 108.40 (A+)	Q4: 104.29 (A+)	

Program Census Information:	# Children in Care During Quarter: 5	# Placements During Quarter: 5	# Children in Care On Last Day: 5
-----------------------------	--------------------------------------	--------------------------------	-----------------------------------

Quarterly Provider Comparisons to All CCIs

■■■■■■■■ indicates MalTx Threshold

▼ ————— indicates average for all CCIs





DHS, DFCS, Office of Provider Management
Performance-Based Placement Measures
RBWO Provider GA+SCORECARD - CCI



Report Quarter: Q3 FY2016

Provider/Program Name: Little Debbie's Second Chance Home, Inc. - Columbia (5214) - CCI

1322 Columbia Drive, Decatur, GA 30032 Phone: 404-296-1311 Vendor ID# 136089	Quarterly Scores (Grades)		Current Quarter Score (Grade)
	Q1: 81.15 (B-)	Q2: 96.80 (A)	108.40%
	Q3: 108.40 (A+)	Q4: 104.29 (A+)	(A+)

Program Census Information:	# Children in Care During Quarter: 5	# Placements During Quarter: 5	# Children in Care On Last Day: 5
------------------------------------	---	---------------------------------------	--

	Avg Performance All CCIs (%)	Provider Performance (%)*	Possible Points (Weight)	Provider Points Earned
--	-------------------------------------	----------------------------------	---------------------------------	-------------------------------

OPM Monitoring Reviews

Annual Comprehensive Reviews	90%	Not Yet Conducted		
Safety Reviews	96%	95%	15	14.25
Monitoring Sub-Total			15	14.25

CCI Safety Outcomes

Incidence of Maltreatment	0.15%	No Substantiated Reports	14	14.00
Staff Training	78%	Not Eligible		
Safety Sub-Total			14	14.00

CCI Permanency Outcomes

Placement Stability	91%	100%	20	20.00
Sibling Contacts	9%	None Planned		
Permanency Sub-Total			20	20.00

CCI Well-Being Outcomes

EPSDT Medical Visits	91%	100%	4	4.00
EPSDT Dental Visits	87%	100%	4	4.00
Academic Supports	82%	100%	4	4.00
Provider ECEM Visits	82%	100%	7	7.00
Provider General Contacts	80%	100%	7	7.00
Well-Being Sub-Total			26	26.00

*Performance calculation descriptions can be found in the FY 2016 RBWO PBP Measurements and Standards Guide.

Monitoring & Outcomes: Possible Points = 75		Points Earned = 74.25	
Score Before Incentives Credit		99.00%	
Incentives Awarded		9.40 pts	
PBP Verification		N/A pts	
Total Score		108.40%	

Provider/Program Name: Little Debbie's Second Chance Home, Inc. - Columbia (5214) - CCI



DHS, DFCS, Office of Provider Management
Performance-Based Placement Measures
RBWO Provider GA+SCORECARD - CCI



Report Quarter: Q3 FY2016

Program Census Information:		# Children in Care During Quarter: 5	# Placements During Quarter: 5	# Children in Care On Last Day: 5
CCI Incentive Credits	Avg Performance All CCIs (Points)	Provider Performance (%)*	Possible Points (Weight)	Provider Points Earned
Early EPSDT Medical Visits		100%	2	2.00
Early EPSDT Dental Visits		100%	2	2.00
Permanency Contacts		None Planned	5	
Additional Academic Supports		70%	2	1.40
Active Agency Accreditation		0%	4	0.00
Staff Clinical Licensure		0%	5	0.00
Behavior Management (threshold = 0)		100%	4	4.00
Incentives Total	7.67		24	9.40
Maximum total combined incentive credit allowed is 10 points.			Incentives Awarded	9.40

*Performance calculation descriptions can be found in the FY 2016 RBWO PBP Measurements and Standards Guide.

Child Protective Services Investigations and Dispositions		
The following investigations data, which is not used for scoring but is considered significant to a provider's performance, is from Georgia SHINES and is not considered final or complete until the end of the fiscal year.		
Total Reports:	0	
Number Screened In:	0	
Number Screened Out:	0	
Number Substantiated:	0	
Number Unsubstantiated:	0	
Number Active CPS Investigations:	0	



DHS, DFCS, Office of Provider Management
Performance-Based Placement Measures
RBWO Provider GA+SCORECARD - CCI



Report Quarter: Q3 FY2016

Provider/Program Name: Little Debbie's Second Chance Home, Inc. - dba Ida's Cove III (5111) - CCI

994 Millard Road, Stone Mountain, GA 30088

Phone: 770-879-0432

Vendor ID# 90547

Quarterly Scores (Grades)

Current Quarter Score (Grade)

Q1: 103.55 (A+)

Q2: 105.60 (A+)

106.93%

Q3: 106.93 (A+)

Q4: 102.09 (A+)

(A+)

Program Census Information:

Children in Care During Quarter: 7

Placements During Quarter: 8

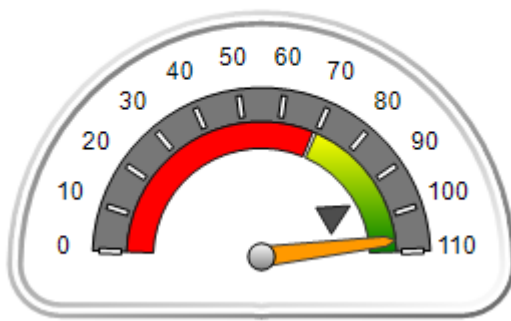
Children in Care On Last Day: 5

Quarterly Provider Comparisons to All CCIs

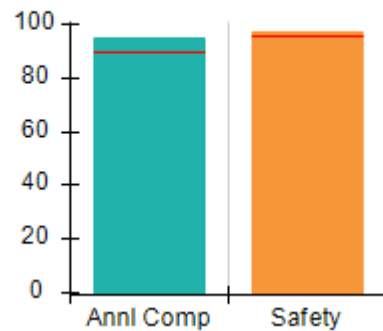
■■■■■■■■ indicates MalTx Threshold

▼ ————— indicates average for all CCIs

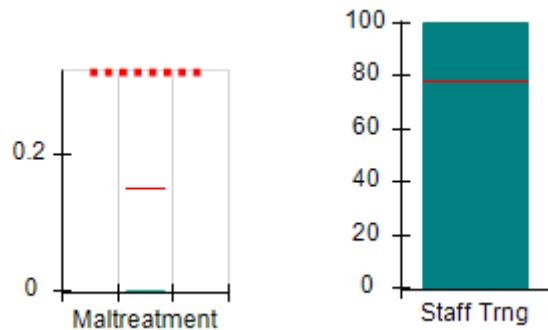
Overall Score (%)



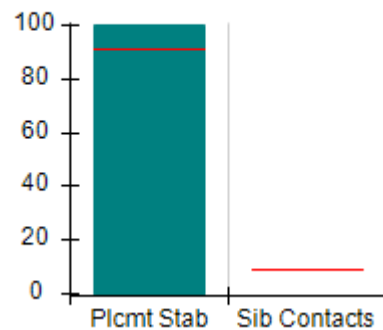
OPM Monitoring Reviews (%)



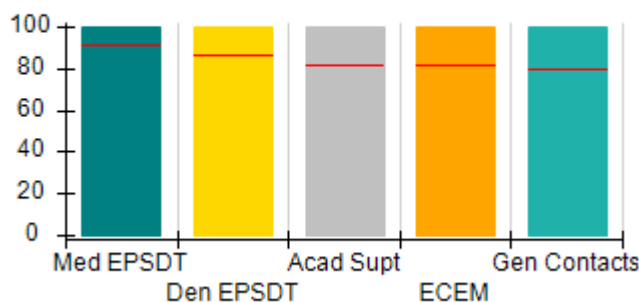
Safety Outcomes (%)



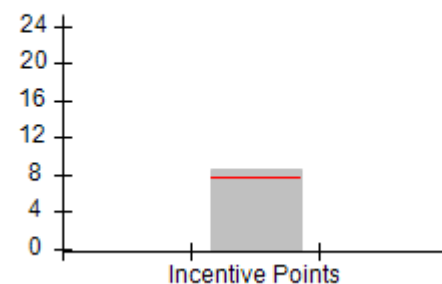
Permanency Outcomes (%)



Well-Being Outcomes (%)



Incentives Earned (Points)





DHS, DFCS, Office of Provider Management
Performance-Based Placement Measures
RBWO Provider GA+SCORECARD - CCI



Report Quarter: Q3 FY2016

Provider/Program Name: Little Debbie's Second Chance Home, Inc. - dba Ida's Cove III (5111) - CCI				
994 Millard Road, Stone Mountain, GA 30088		Quarterly Scores (Grades)		Current Quarter Score (Grade)
Phone: 770-879-0432		Q1: 103.55 (A+)	Q2: 105.60 (A+)	106.93%
Vendor ID# 90547		Q3: 106.93 (A+)	Q4: 102.09 (A+)	(A+)
Program Census Information:		# Children in Care During Quarter: 7	# Placements During Quarter: 8	# Children in Care On Last Day: 5
	Avg Performance All CCIs (%)	Provider Performance (%)*	Possible Points (Weight)	Provider Points Earned
OPM Monitoring Reviews				
Annual Comprehensive Reviews	90%	95%	25	23.76
Safety Reviews	96%	98%	15	14.63
Monitoring Sub-Total			40	38.39
CCI Safety Outcomes				
Incidence of Maltreatment	0.15%	No Substantiated Reports	10	10.00
Staff Training	78%	100%	4	4.00
Safety Sub-Total			14	14.00
CCI Permanency Outcomes				
Placement Stability	91%	100%	20	20.00
Sibling Contacts	9%	None Planned		
Permanency Sub-Total			20	20.00
CCI Well-Being Outcomes				
EPSDT Medical Visits	91%	100%	4	4.00
EPSDT Dental Visits	87%	100%	4	4.00
Academic Supports	82%	100%	4	4.00
Provider ECEM Visits	82%	100%	7	7.00
Provider General Contacts	80%	100%	7	7.00
Well-Being Sub-Total			26	26.00
*Performance calculation descriptions can be found in the FY 2016 RBWO PBP Measurements and Standards Guide.				

Monitoring & Outcomes: Possible Points = 100		Points Earned = 98.39	
Score Before Incentives Credit			98.39%
Incentives Awarded			8.54 pts
PBP Verification			N/A pts
Total Score			106.93%

Provider/Program Name: Little Debbie's Second Chance Home, Inc. - dba Ida's Cove III (5111) - CCI



DHS, DFCS, Office of Provider Management
Performance-Based Placement Measures
RBWO Provider GA+SCORECARD - CCI



Report Quarter: Q3 FY2016

Program Census Information:		# Children in Care During Quarter: 7	# Placements During Quarter: 8	# Children in Care On Last Day: 5
CCI Incentive Credits	Avg Performance All CCIs (Points)	Provider Performance (%)*	Possible Points (Weight)	Provider Points Earned
Early EPSDT Medical Visits		100%	2	2.00
Early EPSDT Dental Visits		100%	2	2.00
Permanency Contacts		None Planned	5	
Additional Academic Supports		27%	2	0.54
Active Agency Accreditation		0%	4	0.00
Staff Clinical Licensure		0%	5	0.00
Behavior Management (threshold = 0)		100%	4	4.00
Incentives Total	7.67		24	8.54
Maximum total combined incentive credit allowed is 10 points.			Incentives Awarded	8.54

*Performance calculation descriptions can be found in the FY 2016 RBWO PBP Measurements and Standards Guide.

Child Protective Services Investigations and Dispositions		
The following investigations data, which is not used for scoring but is considered significant to a provider's performance, is from Georgia SHINES and is not considered final or complete until the end of the fiscal year.		
Total Reports:	0	
Number Screened In:	0	
Number Screened Out:	0	
Number Substantiated:	0	
Number Unsubstantiated:	0	
Number Active CPS Investigations:	0	



DHS, DFCS, Office of Provider Management
Performance-Based Placement Measures
RBWO Provider GA+SCORECARD - CCI



Report Quarter: Q3 FY2016

Provider/Program Name: Little Debbie's Second Chance Home, Inc. - DePauw (5207) - CCI

4098 DePauw Way, Decatur, GA 30034

Phone: 404-296-1311

Vendor ID# 133660

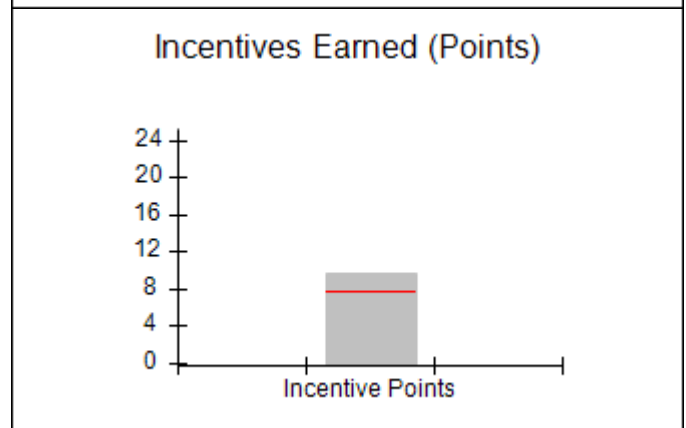
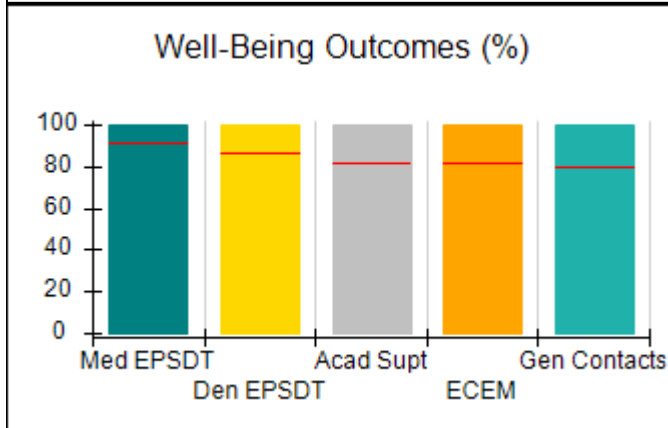
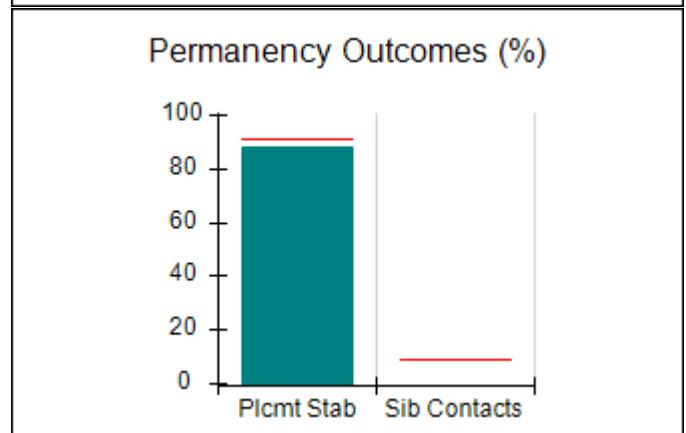
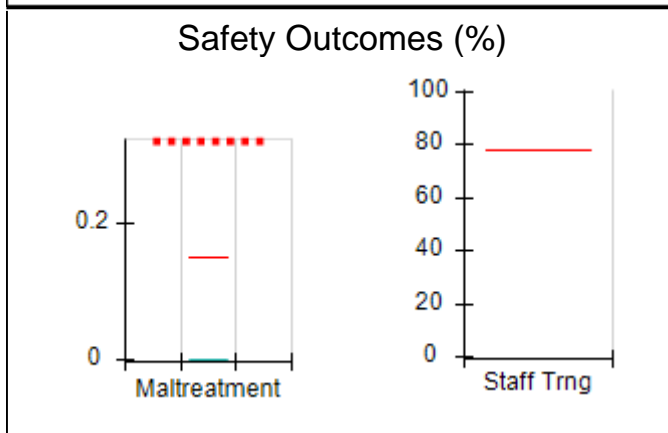
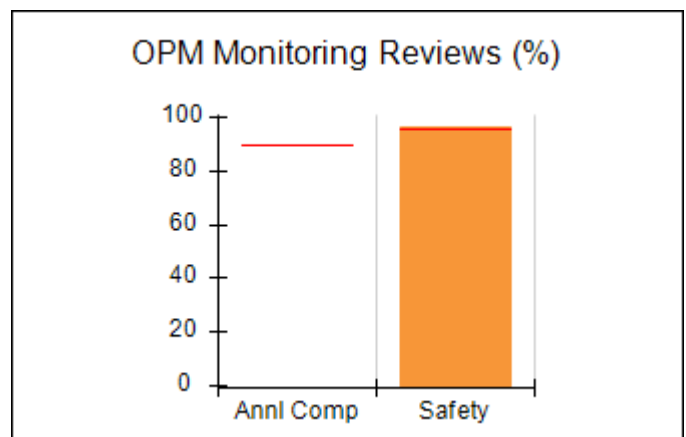
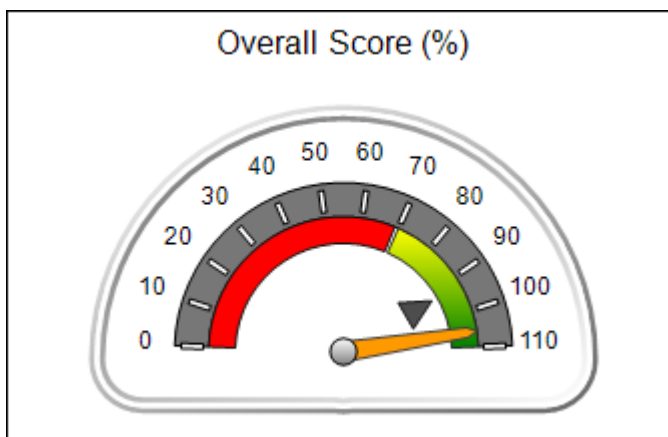
Quarterly Scores (Grades)		Current Quarter Score (Grade)
Q1: 92.93 (A-)	Q2: 99.05 (A+)	105.79% (A+)
Q3: 105.79 (A+)	Q4: 100.23 (A+)	

Program Census Information:	# Children in Care During Quarter: 8	# Placements During Quarter: 8	# Children in Care On Last Day: 6
-----------------------------	--------------------------------------	--------------------------------	-----------------------------------

Quarterly Provider Comparisons to All CCIs

■■■■■■■■ indicates MalTx Threshold

▼ ————— indicates average for all CCIs





DHS, DFCS, Office of Provider Management
Performance-Based Placement Measures
RBWO Provider GA+SCORECARD - CCI



Report Quarter: Q3 FY2016

Provider/Program Name: Little Debbie's Second Chance Home, Inc. - DePauw (5207) - CCI				
4098 DePauw Way, Decatur, GA 30034		Quarterly Scores (Grades)		Current Quarter Score (Grade)
Phone: 404-296-1311		Q1: 92.93 (A-)	Q2: 99.05 (A+)	105.79% (A+)
Vendor ID# 133660		Q3: 105.79 (A+)	Q4: 100.23 (A+)	
Program Census Information:		# Children in Care During Quarter: 8	# Placements During Quarter: 8	# Children in Care On Last Day: 6
	Avg Performance All CCIs (%)	Provider Performance (%)*	Possible Points (Weight)	Provider Points Earned
OPM Monitoring Reviews				
Annual Comprehensive Reviews	90%	Not Yet Conducted		
Safety Reviews	96%	96%	15	14.44
Monitoring Sub-Total			15	14.44
CCI Safety Outcomes				
Incidence of Maltreatment	0.15%	No Substantiated Reports	14	14.00
Staff Training	78%	Not Eligible		
Safety Sub-Total			14	14.00
CCI Permanency Outcomes				
Placement Stability	91%	88%	20	17.60
Sibling Contacts	9%	None Planned		
Permanency Sub-Total			20	17.60
CCI Well-Being Outcomes				
EPSDT Medical Visits	91%	100%	4	4.00
EPSDT Dental Visits	87%	100%	4	4.00
Academic Supports	82%	100%	4	4.00
Provider ECEM Visits	82%	100%	7	7.00
Provider General Contacts	80%	100%	7	7.00
Well-Being Sub-Total			26	26.00
*Performance calculation descriptions can be found in the FY 2016 RBWO PBP Measurements and Standards Guide.				

Monitoring & Outcomes: Possible Points = 75	Points Earned = 72.04
Score Before Incentives Credit	96.05%
Incentives Awarded	9.74 pts
PBP Verification	N/A pts
Total Score	105.79%

Provider/Program Name: Little Debbie's Second Chance Home, Inc. - DePauw (5207) - CCI



DHS, DFCS, Office of Provider Management
Performance-Based Placement Measures
RBWO Provider GA+SCORECARD - CCI



Report Quarter: Q3 FY2016

Program Census Information:		# Children in Care During Quarter: 8	# Placements During Quarter: 8	# Children in Care On Last Day: 6
CCI Incentive Credits	Avg Performance All CCIs (Points)	Provider Performance (%)*	Possible Points (Weight)	Provider Points Earned
Early EPSDT Medical Visits		100%	2	2.00
Early EPSDT Dental Visits		100%	2	2.00
Permanency Contacts		None Planned	5	
Additional Academic Supports		87%	2	1.74
Active Agency Accreditation		0%	4	0.00
Staff Clinical Licensure		0%	5	0.00
Behavior Management (threshold = 0)		100%	4	4.00
Incentives Total	7.67		24	9.74
Maximum total combined incentive credit allowed is 10 points.			Incentives Awarded	9.74

*Performance calculation descriptions can be found in the FY 2016 RBWO PBP Measurements and Standards Guide.

Child Protective Services Investigations and Dispositions

The following investigations data, which is not used for scoring but is considered significant to a provider's performance, is from Georgia SHINES and is not considered final or complete until the end of the fiscal year.

Total Reports:	0
Number Screened In:	0
Number Screened Out:	0
Number Substantiated:	0
Number Unsubstantiated:	0
Number Active CPS Investigations:	0



DHS, DFCS, Office of Provider Management
Performance-Based Placement Measures
RBWO Provider GA+SCORECARD - CCI



Report Quarter: Q3 FY2016

Provider/Program Name: Little Debbie's Second Chance Home, Inc. - Ellenwood Second Chance Home (966) - CCI

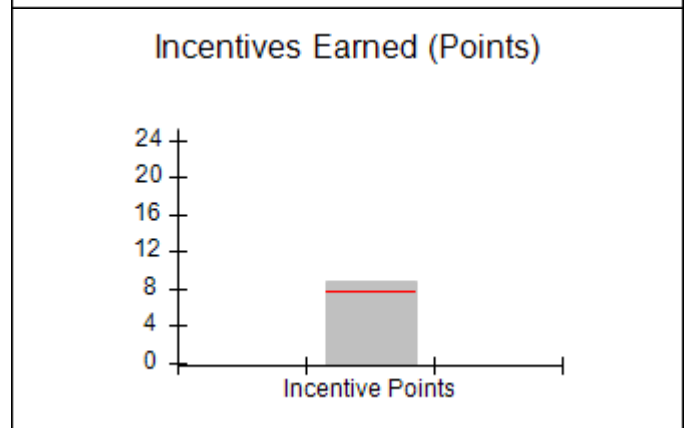
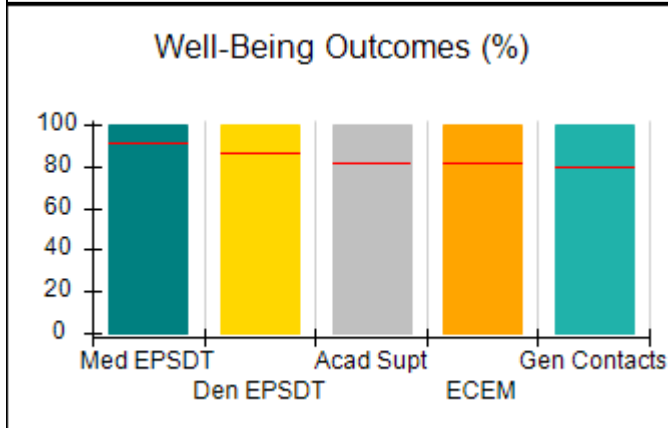
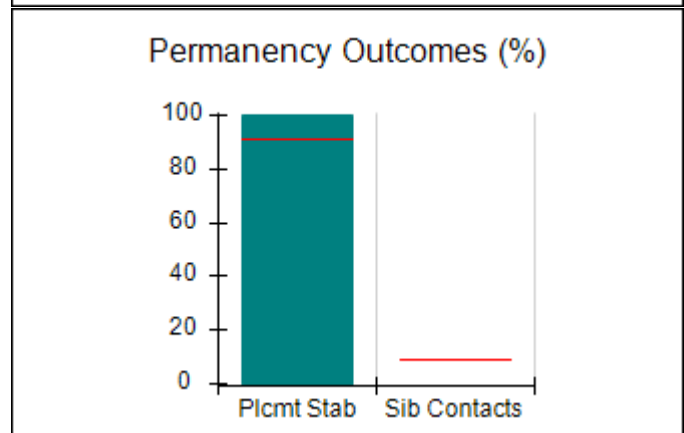
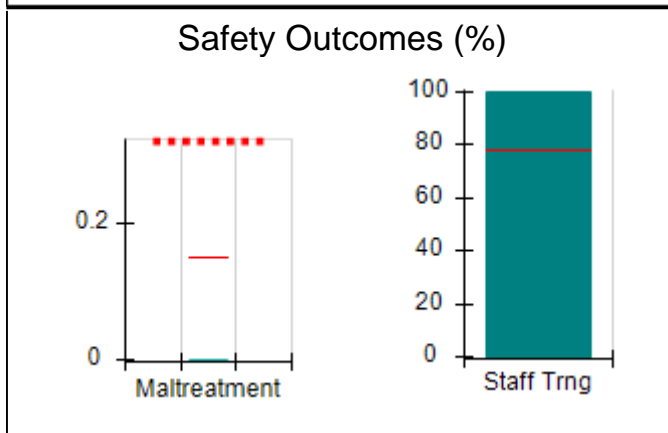
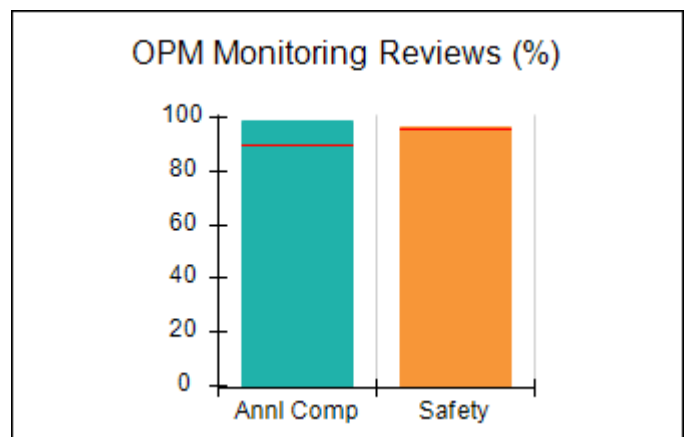
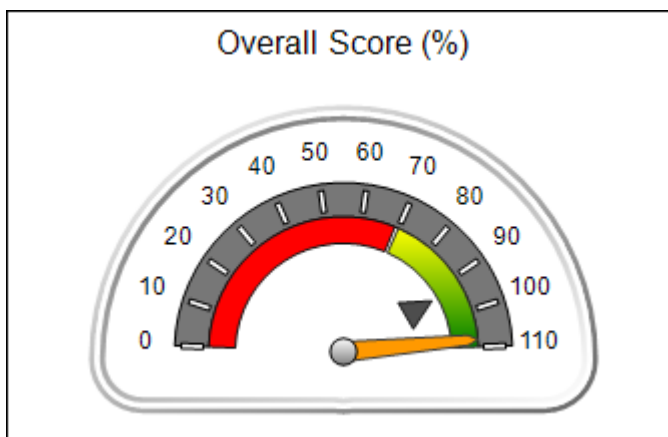
4001 Weelaunee Road, Ellenwood, GA 30294 Phone: 404-244-7887 Vendor ID# 100782	Quarterly Scores (Grades)		Current Quarter Score (Grade)
	Q1: 100.61 (A+)	Q2: 91.75 (A-)	107.99%
	Q3: 107.99 (A+)	Q4: 107.85 (A+)	(A+)

Program Census Information:	# Children in Care During Quarter: 3	# Placements During Quarter: 3	# Children in Care On Last Day: 3
------------------------------------	---	---------------------------------------	--

Quarterly Provider Comparisons to All CCIs

■■■■■■■■ indicates MalTx Threshold

▼ ————— indicates average for all CCIs





DHS, DFCS, Office of Provider Management
Performance-Based Placement Measures
RBWO Provider GA+SCORECARD - CCI



Report Quarter: Q3 FY2016

Provider/Program Name: Little Debbie's Second Chance Home, Inc. - Ellenwood Second Chance Home (966) - CCI

4001 Weelaunee Road, Ellenwood, GA 30294 Phone: 404-244-7887 Vendor ID# 100782	Quarterly Scores (Grades)		Current Quarter Score (Grade)
	Q1: 100.61 (A+)	Q2: 91.75 (A-)	107.99%
	Q3: 107.99 (A+)	Q4: 107.85 (A+)	(A+)

Program Census Information:	# Children in Care During Quarter: 3	# Placements During Quarter: 3	# Children in Care On Last Day: 3
------------------------------------	---	---------------------------------------	--

	Avg Performance All CCIs (%)	Provider Performance (%)*	Possible Points (Weight)	Provider Points Earned
--	-------------------------------------	----------------------------------	---------------------------------	-------------------------------

OPM Monitoring Reviews

Annual Comprehensive Reviews	90%	99%	25	24.75
Safety Reviews	96%	96%	15	14.44
Monitoring Sub-Total			40	39.19

CCI Safety Outcomes

Incidence of Maltreatment	0.15%	No Substantiated Reports	10	10.00
Staff Training	78%	100%	4	4.00
Safety Sub-Total			14	14.00

CCI Permanency Outcomes

Placement Stability	91%	100%	20	20.00
Sibling Contacts	9%	None Planned		
Permanency Sub-Total			20	20.00

CCI Well-Being Outcomes

EPSDT Medical Visits	91%	100%	4	4.00
EPSDT Dental Visits	87%	100%	4	4.00
Academic Supports	82%	100%	4	4.00
Provider ECEM Visits	82%	100%	7	7.00
Provider General Contacts	80%	100%	7	7.00
Well-Being Sub-Total			26	26.00

*Performance calculation descriptions can be found in the FY 2016 RBWO PBP Measurements and Standards Guide.

Monitoring & Outcomes: Possible Points = 100		Points Earned = 99.19	
Score Before Incentives Credit			99.19%
Incentives Awarded			8.80 pts
PBP Verification			N/A pts
Total Score			107.99%

Provider/Program Name: Little Debbie's Second Chance Home, Inc. - Ellenwood Second Chance Home (966) - CCI



DHS, DFCS, Office of Provider Management
Performance-Based Placement Measures
RBWO Provider GA+SCORECARD - CCI



Report Quarter: Q3 FY2016

Program Census Information:		# Children in Care During Quarter: 3	# Placements During Quarter: 3	# Children in Care On Last Day: 3
CCI Incentive Credits	Avg Performance All CCIs (Points)	Provider Performance (%)*	Possible Points (Weight)	Provider Points Earned
Early EPSDT Medical Visits		100%	2	2.00
Early EPSDT Dental Visits		100%	2	2.00
Permanency Contacts		None Planned	5	
Additional Academic Supports		40%	2	0.80
Active Agency Accreditation		0%	4	0.00
Staff Clinical Licensure		0%	5	0.00
Behavior Management (threshold = 0)		100%	4	4.00
Incentives Total	7.67		24	8.80
Maximum total combined incentive credit allowed is 10 points.			Incentives Awarded	8.80

*Performance calculation descriptions can be found in the FY 2016 RBWO PBP Measurements and Standards Guide.

Child Protective Services Investigations and Dispositions		
The following investigations data, which is not used for scoring but is considered significant to a provider's performance, is from Georgia SHINES and is not considered final or complete until the end of the fiscal year.		
Total Reports:	0	
Number Screened In:	0	
Number Screened Out:	0	
Number Substantiated:	0	
Number Unsubstantiated:	0	
Number Active CPS Investigations:	0	



DHS, DFCS, Office of Provider Management
Performance-Based Placement Measures
RBWO Provider GA+SCORECARD - CCI



Report Quarter: Q3 FY2016

Provider/Program Name: Little Debbie's Second Chance Home, Inc. - Joseph Ladder (5133) - CCI

411 Rays Road, Stone Mountain, GA 30088

Phone: 770-686-5169

Vendor ID# 111817

Quarterly Scores (Grades)

Current Quarter Score (Grade)

Q1: 96.31 (A)

Q2: 101.47 (A+)

102.64%

Q3: 102.64 (A+)

Q4: 97.01 (A+)

(A+)

Program Census Information:

Children in Care During
Quarter: 6

Placements During
Quarter: 6

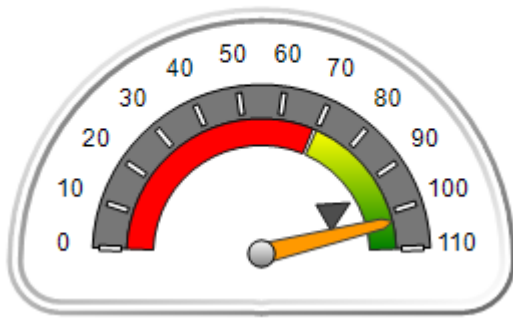
Children in Care On Last
Day: 5

Quarterly Provider Comparisons to All CCIs

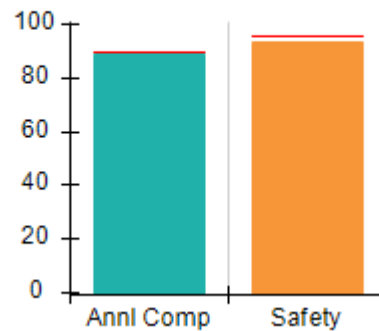
■■■■■■■■ indicates MalTx Threshold

▼ ————— indicates average for all CCIs

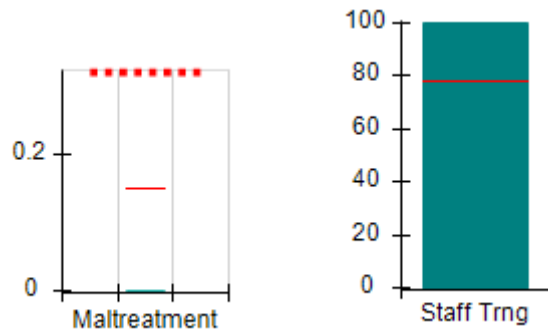
Overall Score (%)



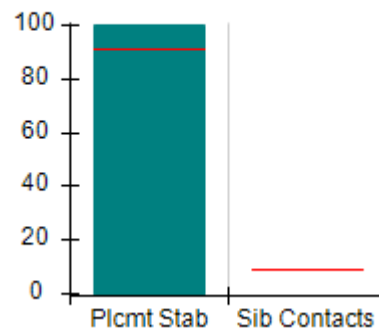
OPM Monitoring Reviews (%)



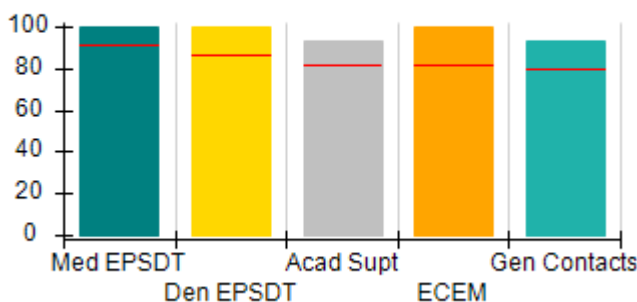
Safety Outcomes (%)



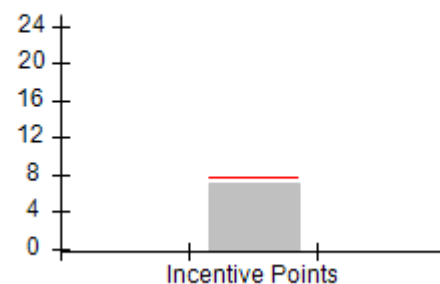
Permanency Outcomes (%)



Well-Being Outcomes (%)



Incentives Earned (Points)





DHS, DFCS, Office of Provider Management
Performance-Based Placement Measures
RBWO Provider GA+SCORECARD - CCI



Report Quarter: Q3 FY2016

Provider/Program Name: Little Debbie's Second Chance Home, Inc. - Joseph Ladder (5133) - CCI				
411 Rays Road, Stone Mountain, GA 30088		Quarterly Scores (Grades)		Current Quarter Score (Grade)
Phone: 770-686-5169		Q1: 96.31 (A)	Q2: 101.47 (A+)	102.64%
Vendor ID# 111817		Q3: 102.64 (A+)	Q4: 97.01 (A+)	(A+)
Program Census Information:		# Children in Care During Quarter: 6	# Placements During Quarter: 6	# Children in Care On Last Day: 5
	Avg Performance All CCIs (%)	Provider Performance (%)*	Possible Points (Weight)	Provider Points Earned
OPM Monitoring Reviews				
Annual Comprehensive Reviews	90%	89%	25	22.33
Safety Reviews	96%	93%	15	14.00
Monitoring Sub-Total			40	36.33
CCI Safety Outcomes				
Incidence of Maltreatment	0.15%	No Substantiated Reports	10	10.00
Staff Training	78%	100%	4	4.00
Safety Sub-Total			14	14.00
CCI Permanency Outcomes				
Placement Stability	91%	100%	20	20.00
Sibling Contacts	9%	None Planned		
Permanency Sub-Total			20	20.00
CCI Well-Being Outcomes				
EPSDT Medical Visits	91%	100%	4	4.00
EPSDT Dental Visits	87%	100%	4	4.00
Academic Supports	82%	93%	4	3.72
Provider ECEM Visits	82%	100%	7	7.00
Provider General Contacts	80%	93%	7	6.51
Well-Being Sub-Total			26	25.23
*Performance calculation descriptions can be found in the FY 2016 RBWO PBP Measurements and Standards Guide.				

Monitoring & Outcomes: Possible Points = 100		Points Earned = 95.56	
Score Before Incentives Credit			95.56%
Incentives Awarded			7.08 pts
PBP Verification			N/A pts
Total Score			102.64%

Provider/Program Name: Little Debbie's Second Chance Home, Inc. - Joseph Ladder (5133) - CCI



DHS, DFCS, Office of Provider Management
Performance-Based Placement Measures
RBWO Provider GA+SCORECARD - CCI



Report Quarter: Q3 FY2016

Program Census Information:		# Children in Care During Quarter: 6	# Placements During Quarter: 6	# Children in Care On Last Day: 5
CCI Incentive Credits	Avg Performance All CCIs (Points)	Provider Performance (%)*	Possible Points (Weight)	Provider Points Earned
Early EPSDT Medical Visits		Not Eligible	2	
Early EPSDT Dental Visits		100%	2	2.00
Permanency Contacts		None Planned	5	
Additional Academic Supports		54%	2	1.08
Active Agency Accreditation		0%	4	0.00
Staff Clinical Licensure		0%	5	0.00
Behavior Management (threshold = 0)		100%	4	4.00
Incentives Total	7.67		24	7.08
Maximum total combined incentive credit allowed is 10 points.			Incentives Awarded	7.08

*Performance calculation descriptions can be found in the FY 2016 RBWO PBP Measurements and Standards Guide.

Child Protective Services Investigations and Dispositions		
The following investigations data, which is not used for scoring but is considered significant to a provider's performance, is from Georgia SHINES and is not considered final or complete until the end of the fiscal year.		
Total Reports:	0	
Number Screened In:	0	
Number Screened Out:	0	
Number Substantiated:	0	
Number Unsubstantiated:	0	
Number Active CPS Investigations:	0	



DHS, DFCS, Office of Provider Management
Performance-Based Placement Measures
RBWO Provider GA+SCORECARD - CCI



Report Quarter: Q3 FY2016

Provider/Program Name: Little Debbie's Second Chance Home, Inc. - Maternity Home (5139) - CCI

2046 Stablewood Cove , Lithonia, GA 30058

Phone: 770-609-6380

Vendor ID# 114774

Quarterly Scores (Grades)

Current Quarter Score (Grade)

Q1: 83.32 (B-)

Q2: 74.81 (C)

98.30%

Q3: 98.30 (A+)

Q4: 98.30 (A+)

(A+)

Program Census Information:

Children in Care During
Quarter: 0

Placements During
Quarter: 0

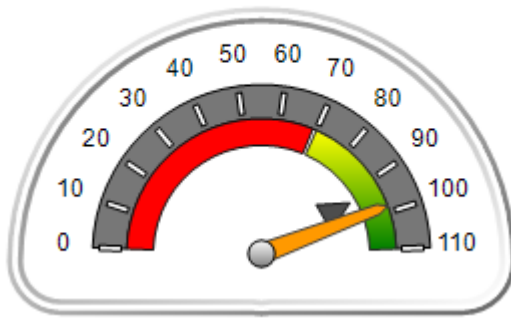
Children in Care On Last
Day: 0

Quarterly Provider Comparisons to All CCIs

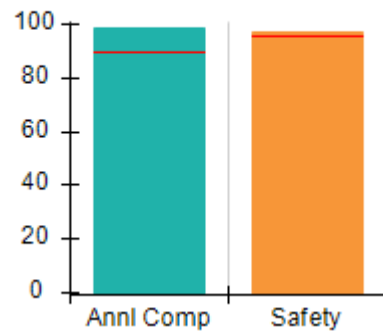
■■■■■■■■ indicates MalTx Threshold

▼ indicates average for all CCIs

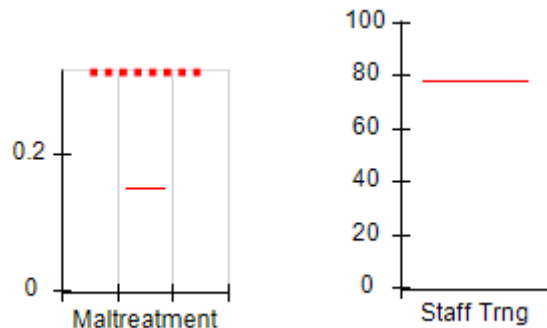
Overall Score (%)



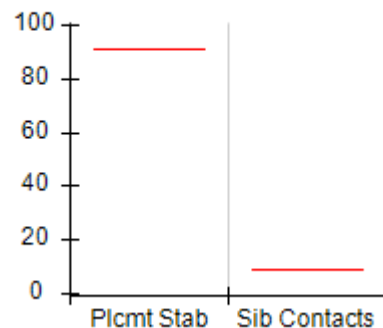
OPM Monitoring Reviews (%)



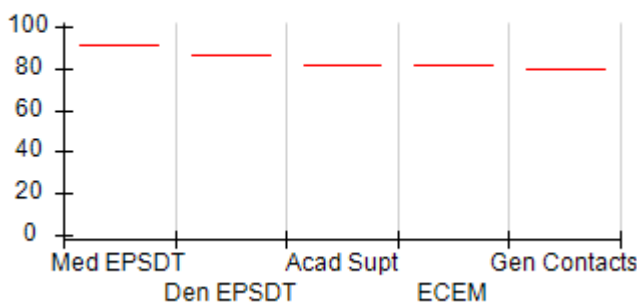
Safety Outcomes (%)



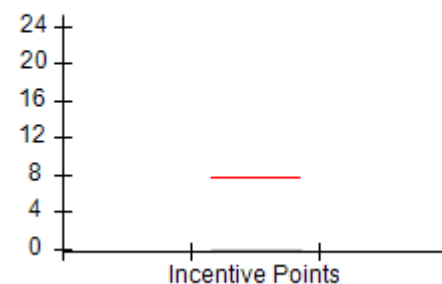
Permanency Outcomes (%)



Well-Being Outcomes (%)



Incentives Earned (Points)





DHS, DFCS, Office of Provider Management
Performance-Based Placement Measures
RBWO Provider GA+SCORECARD - CCI



Report Quarter: Q3 FY2016

Provider/Program Name: Little Debbie's Second Chance Home, Inc. - Maternity Home (5139) - CCI				
2046 Stablewood Cove , Lithonia, GA 30058		Quarterly Scores (Grades)		Current Quarter Score (Grade)
Phone: 770-609-6380		Q1: 83.32 (B-)	Q2: 74.81 (C)	98.30%
Vendor ID# 114774		Q3: 98.30 (A+)	Q4: 98.30 (A+)	(A+)
Program Census Information:		# Children in Care During Quarter: 0	# Placements During Quarter: 0	# Children in Care On Last Day: 0
	Avg Performance All CCIs (%)	Provider Performance (%)*	Possible Points (Weight)	Provider Points Earned
OPM Monitoring Reviews				
Annual Comprehensive Reviews	90%	99%	25	24.77
Safety Reviews	96%	97%	15	14.55
Monitoring Sub-Total			40	39.32
CCI Safety Outcomes				
Incidence of Maltreatment	0.15%	Not Eligible		
Staff Training	78%	Not Eligible		
Safety Sub-Total			N/A	
CCI Permanency Outcomes				
Placement Stability	91%	Not Eligible		
Sibling Contacts	9%	None Planned		
Permanency Sub-Total			N/A	
CCI Well-Being Outcomes				
EPSDT Medical Visits	91%	Not Eligible		
EPSDT Dental Visits	87%	Not Eligible		
Academic Supports	82%	Not Eligible		
Provider ECEM Visits	82%	Not Eligible		
Provider General Contacts	80%	Not Eligible		
Well-Being Sub-Total			N/A	
*Performance calculation descriptions can be found in the FY 2016 RBWO PBP Measurements and Standards Guide.				

Monitoring & Outcomes: Possible Points = 40		Points Earned = 39.32	
Score Before Incentives Credit			98.30%
Incentives Awarded			0.00 pts
PBP Verification			N/A pts
Total Score			98.30%

Provider/Program Name: Little Debbie's Second Chance Home, Inc. - Maternity Home (5139) - CCI



DHS, DFCS, Office of Provider Management
Performance-Based Placement Measures
RBWO Provider GA+SCORECARD - CCI



Report Quarter: Q3 FY2016

Program Census Information:		# Children in Care During Quarter: 0	# Placements During Quarter: 0	# Children in Care On Last Day: 0
CCI Incentive Credits	Avg Performance All CCIs (Points)	Provider Performance (%)*	Possible Points (Weight)	Provider Points Earned
Early EPSDT Medical Visits		Not Eligible	2	
Early EPSDT Dental Visits		Not Eligible	2	
Permanency Contacts		None Planned	5	
Additional Academic Supports		Not Eligible	2	
Active Agency Accreditation		0%	4	0.00
Staff Clinical Licensure		0%	5	0.00
Behavior Management (threshold = 0)		0%	4	
Incentives Total	7.67		24	0.00
Maximum total combined incentive credit allowed is 10 points.			Incentives Awarded	0.00

*Performance calculation descriptions can be found in the FY 2016 RBWO PBP Measurements and Standards Guide.

Child Protective Services Investigations and Dispositions

The following investigations data, which is not used for scoring but is considered significant to a provider's performance, is from Georgia SHINES and is not considered final or complete until the end of the fiscal year.

Total Reports:	0
Number Screened In:	0
Number Screened Out:	0
Number Substantiated:	0
Number Unsubstantiated:	0
Number Active CPS Investigations:	0



DHS, DFCS, Office of Provider Management
Performance-Based Placement Measures
RBWO Provider GA+SCORECARD - CCI
Report Quarter: Q3 FY2016



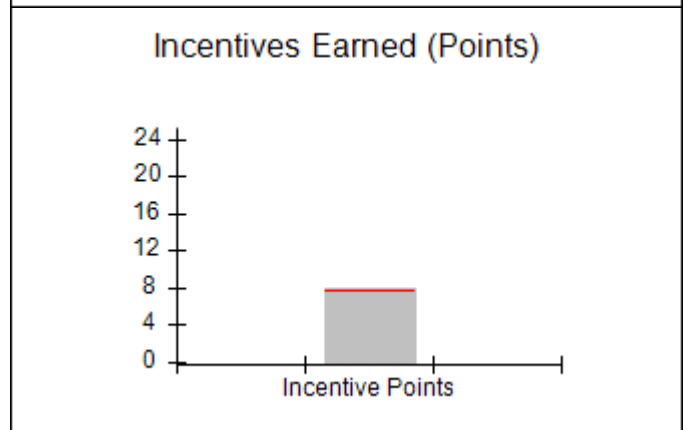
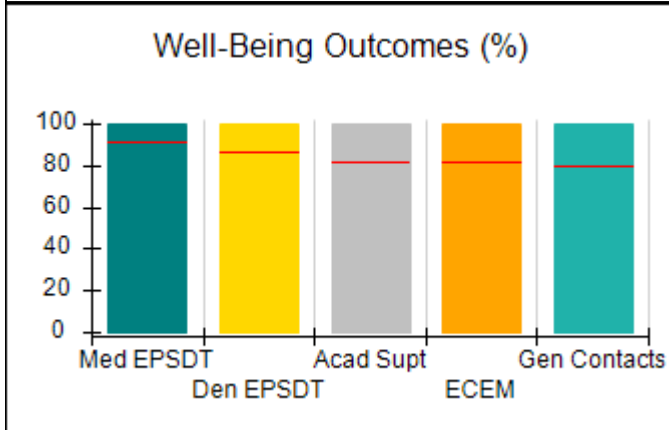
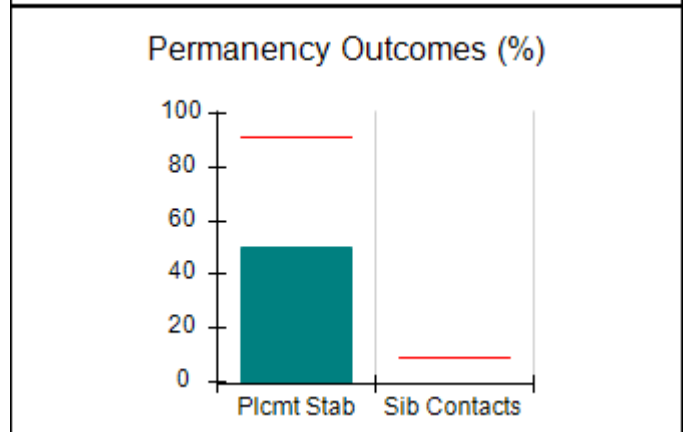
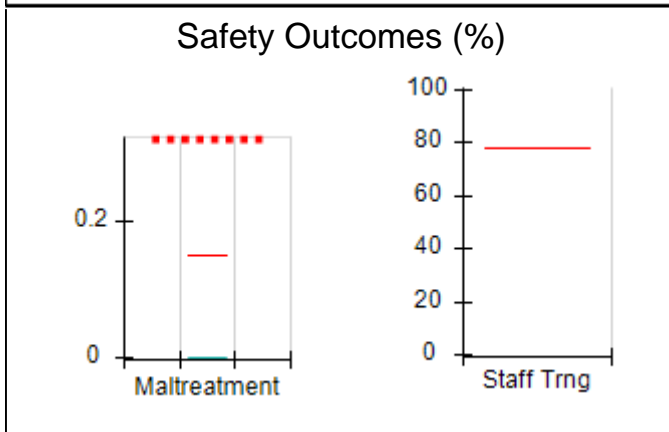
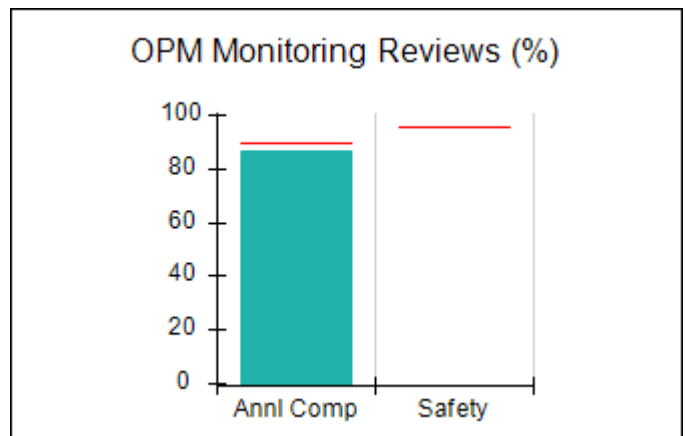
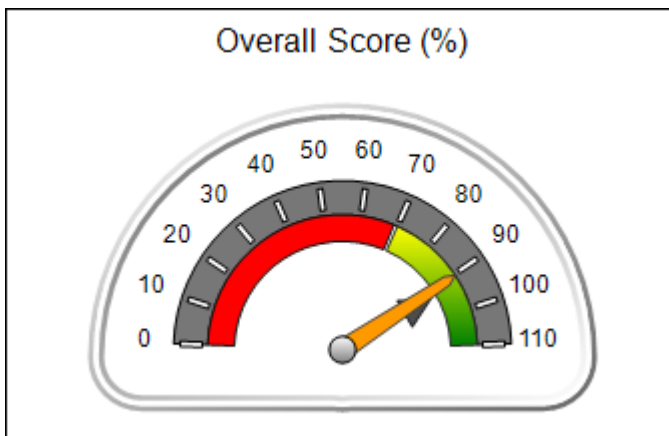
Provider/Program Name: Little Debbie's Second Chance Home, Inc. - Redan (5213) - CCI

1597 Smithson Drive, Lithonia, GA 30058 Phone: 404-296-1311 Vendor ID# 136090	Quarterly Scores (Grades)		Current Quarter Score (Grade)
	Q1: 82.78 (B-)	Q2: 96.15 (A)	90.43%
	Q3: 90.43 (A-)	Q4: 99.46 (A+)	(A-)
Program Census Information:	# Children in Care During Quarter: 4	# Placements During Quarter: 4	# Children in Care On Last Day: 1

Quarterly Provider Comparisons to All CCIs

■■■■■■■■ indicates MalTx Threshold

▼ ————— indicates average for all CCIs





DHS, DFCS, Office of Provider Management
Performance-Based Placement Measures
RBWO Provider GA+SCORECARD - CCI



Report Quarter: Q3 FY2016

Provider/Program Name: Little Debbie's Second Chance Home, Inc. - Redan (5213) - CCI

1597 Smithson Drive, Lithonia, GA 30058 Phone: 404-296-1311 Vendor ID# 136090	Quarterly Scores (Grades)		Current Quarter Score (Grade)
	Q1: 82.78 (B-)	Q2: 96.15 (A)	90.43%
	Q3: 90.43 (A-)	Q4: 99.46 (A+)	(A-)

Program Census Information:	# Children in Care During Quarter: 4	# Placements During Quarter: 4	# Children in Care On Last Day: 1
-----------------------------	--------------------------------------	--------------------------------	-----------------------------------

	Avg Performance All CCIs (%)	Provider Performance (%)*	Possible Points (Weight)	Provider Points Earned
--	-------------------------------------	----------------------------------	---------------------------------	-------------------------------

OPM Monitoring Reviews

Annual Comprehensive Reviews	90%	87%	25	21.74
Safety Reviews	96%	Not Yet Conducted		
Monitoring Sub-Total			25	21.74

CCI Safety Outcomes

Incidence of Maltreatment	0.15%	No Substantiated Reports	14	14.00
Staff Training	78%	Not Eligible		
Safety Sub-Total			14	14.00

CCI Permanency Outcomes

Placement Stability	91%	50%	20	10.00
Sibling Contacts	9%	None Planned		
Permanency Sub-Total			20	10.00

CCI Well-Being Outcomes

EPSDT Medical Visits	91%	100%	4	4.00
EPSDT Dental Visits	87%	100%	4	4.00
Academic Supports	82%	100%	4	4.00
Provider ECEM Visits	82%	100%	7	7.00
Provider General Contacts	80%	100%	7	7.00
Well-Being Sub-Total			26	26.00

*Performance calculation descriptions can be found in the FY 2016 RBWO PBP Measurements and Standards Guide.

Monitoring & Outcomes: Possible Points = 85		Points Earned = 71.74	
Score Before Incentives Credit		84.40%	
Incentives Awarded		8.00 pts	
PBP Verification		-1.97 pts	
Total Score		90.43%	

Provider/Program Name: Little Debbie's Second Chance Home, Inc. - Redan (5213) - CCI



DHS, DFCS, Office of Provider Management
Performance-Based Placement Measures
RBWO Provider GA+SCORECARD - CCI



Report Quarter: Q3 FY2016

Program Census Information:		# Children in Care During Quarter: 4	# Placements During Quarter: 4	# Children in Care On Last Day: 1
CCI Incentive Credits	Avg Performance All CCIs (Points)	Provider Performance (%)*	Possible Points (Weight)	Provider Points Earned
Early EPSDT Medical Visits		Not Eligible	2	
Early EPSDT Dental Visits		100%	2	2.00
Permanency Contacts		None Planned	5	
Additional Academic Supports		100%	2	2.00
Active Agency Accreditation		0%	4	0.00
Staff Clinical Licensure		0%	5	0.00
Behavior Management (threshold = 0)		100%	4	4.00
Incentives Total	7.67		24	8.00
Maximum total combined incentive credit allowed is 10 points.			Incentives Awarded	8.00

*Performance calculation descriptions can be found in the FY 2016 RBWO PBP Measurements and Standards Guide.

Child Protective Services Investigations and Dispositions		
The following investigations data, which is not used for scoring but is considered significant to a provider's performance, is from Georgia SHINES and is not considered final or complete until the end of the fiscal year.		
Total Reports:	0	
Number Screened In:	0	
Number Screened Out:	0	
Number Substantiated:	0	
Number Unsubstantiated:	0	
Number Active CPS Investigations:	0	



DHS, DFCS, Office of Provider Management
Performance-Based Placement Measures
RBWO Provider GA+SCORECARD - CCI



Report Quarter: Q3 FY2016

Provider/Program Name: Marcella's Community Safe House - (5173) - CCI

1286 Shuman Road, Statesboro, GA 30461

Phone: 912-587-7496

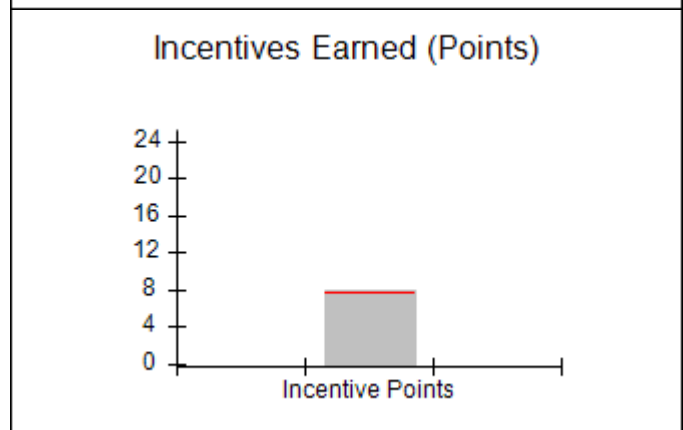
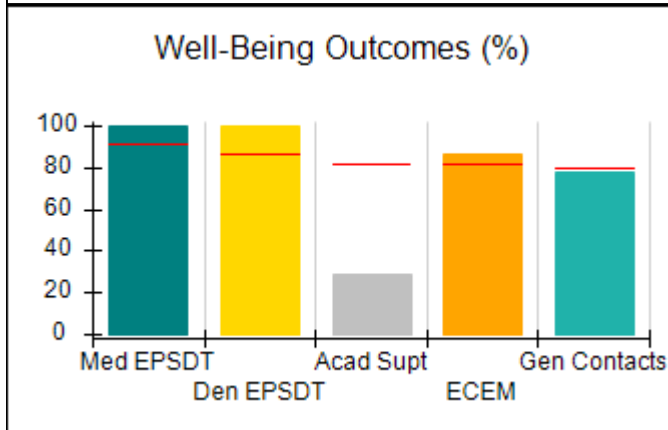
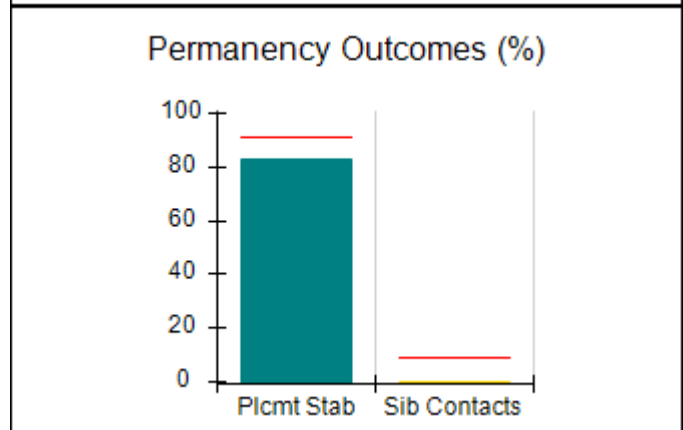
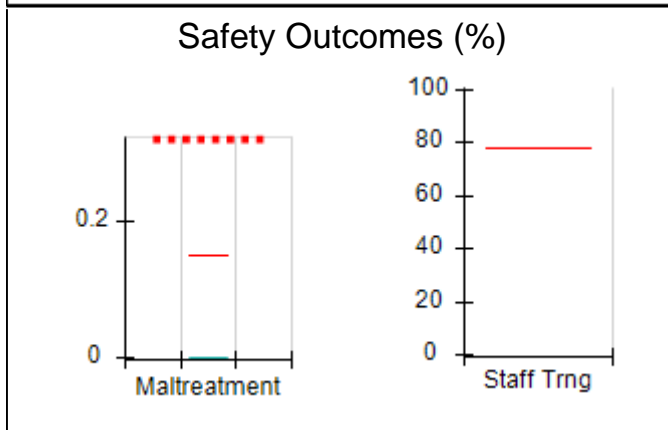
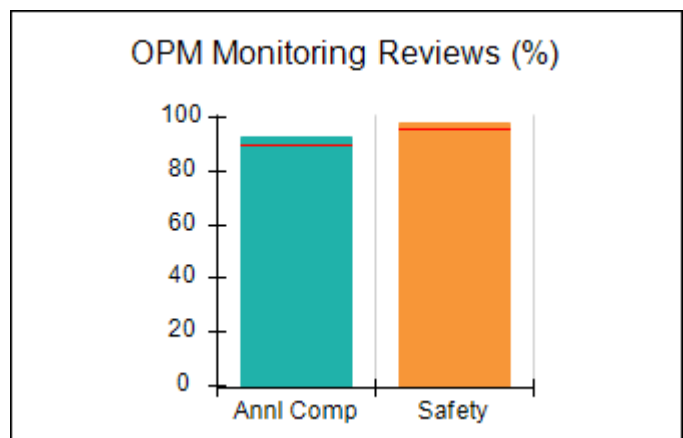
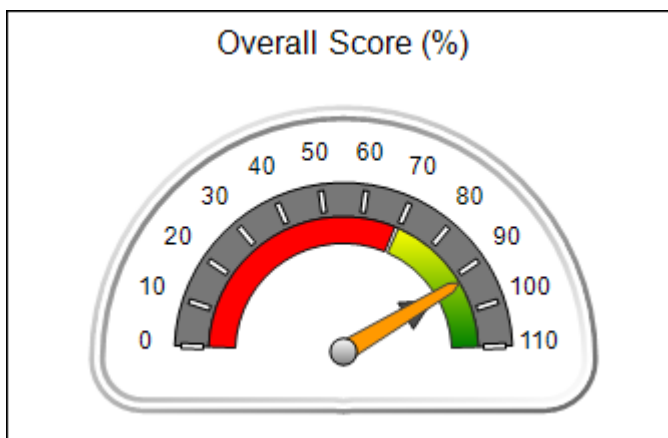
Vendor ID# 121477

Quarterly Scores (Grades)		Current Quarter Score (Grade)
Q1: 94.05 (A)	Q2: 96.41 (A)	92.04% (A-)
Q3: 92.04 (A-)	Q4: 95.57 (A)	
Program Census Information:	# Children in Care During Quarter: 18	# Placements During Quarter: 18
		# Children in Care On Last Day: 5

Quarterly Provider Comparisons to All CCIs

■■■■■■■■ indicates MalTx Threshold

▼ ————— indicates average for all CCIs





DHS, DFCS, Office of Provider Management
Performance-Based Placement Measures
RBWO Provider GA+SCORECARD - CCI
Report Quarter: Q3 FY2016



Provider/Program Name: Marcella's Community Safe House - (5173) - CCI

1286 Shuman Road, Statesboro, GA 30461		Quarterly Scores (Grades)		Current Quarter Score (Grade)
Phone: 912-587-7496		Q1: 94.05 (A)	Q2: 96.41 (A)	92.04%
Vendor ID# 121477		Q3: 92.04 (A-)	Q4: 95.57 (A)	(A-)
Program Census Information:		# Children in Care During Quarter: 18	# Placements During Quarter: 18	# Children in Care On Last Day: 5
	Avg Performance All CCIs (%)	Provider Performance (%)*	Possible Points (Weight)	Provider Points Earned
OPM Monitoring Reviews				
Annual Comprehensive Reviews	90%	93%	25	23.25
Safety Reviews	96%	98%	15	14.70
Monitoring Sub-Total			40	37.95
CCI Safety Outcomes				
Incidence of Maltreatment	0.15%	No Substantiated Reports	14	14.00
Staff Training	78%	Not Eligible		
Safety Sub-Total			14	14.00
CCI Permanency Outcomes				
Placement Stability	91%	83%	15	12.45
Sibling Contacts	9%	0%	5	0.00
Permanency Sub-Total			20	12.45
CCI Well-Being Outcomes				
EPSDT Medical Visits	91%	100%	4	4.00
EPSDT Dental Visits	87%	100%	4	4.00
Academic Supports	82%	29%	4	1.16
Provider ECEM Visits	82%	86%	7	6.02
Provider General Contacts	80%	78%	7	5.46
Well-Being Sub-Total			26	20.64
*Performance calculation descriptions can be found in the FY 2016 RBWO PBP Measurements and Standards Guide.				

Monitoring & Outcomes: Possible Points = 100	Points Earned = 85.04
Score Before Incentives Credit	85.04%
Incentives Awarded	8.00 pts
PBP Verification	-1.00 pts
Total Score	92.04%

Provider/Program Name: Marcella's Community Safe House - (5173) - CCI



DHS, DFCS, Office of Provider Management
Performance-Based Placement Measures
RBWO Provider GA+SCORECARD - CCI



Report Quarter: Q3 FY2016

Program Census Information:		# Children in Care During Quarter: 18	# Placements During Quarter: 18	# Children in Care On Last Day: 5
CCI Incentive Credits	Avg Performance All CCIs (Points)	Provider Performance (%)*	Possible Points (Weight)	Provider Points Earned
Early EPSDT Medical Visits		100%	2	2.00
Early EPSDT Dental Visits		100%	2	2.00
Permanency Contacts		0%	5	0.00
Additional Academic Supports		0%	2	0.00
Active Agency Accreditation		0%	4	0.00
Staff Clinical Licensure		0%	5	0.00
Behavior Management (threshold = 0)		100%	4	4.00
Incentives Total	7.67		24	8.00
Maximum total combined incentive credit allowed is 10 points.			Incentives Awarded	8.00

*Performance calculation descriptions can be found in the FY 2016 RBWO PBP Measurements and Standards Guide.

Child Protective Services Investigations and Dispositions		
The following investigations data, which is not used for scoring but is considered significant to a provider's performance, is from Georgia SHINES and is not considered final or complete until the end of the fiscal year.		
Total Reports:	2	
Number Screened In:	1	
Number Screened Out:	1	
Number Substantiated:	0	
Number Unsubstantiated:	0	
Number Active CPS Investigations:	1	



DHS, DFCS, Office of Provider Management
Performance-Based Placement Measures
RBWO Provider GA+SCORECARD - CCI
Report Quarter: Q3 FY2016



Provider/Program Name: Mentoring Youth Services - (5122) - CCI

2700 1st Avenue, Columbus, GA 31904

Phone: 706-984-0161

Vendor ID# 91958

Program Census Information:

Children in Care During
Quarter: 30

Placements During
Quarter: 30

Children in Care On Last
Day: 11

Quarterly Scores (Grades)

**Current Quarter Score
(Grade)**

Q1: 87.79 (B+)

Q2: 87.16 (B+)

93.49%

Q3: 93.49 (A-)

Q4: 90.86 (A-)

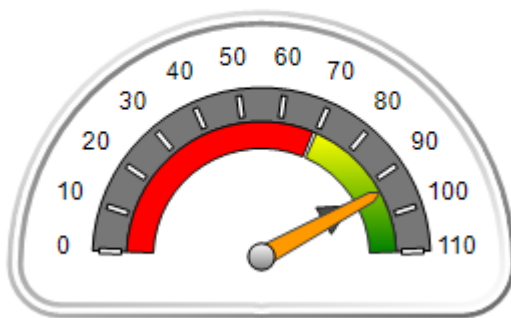
(A-)

Quarterly Provider Comparisons to All CCIs

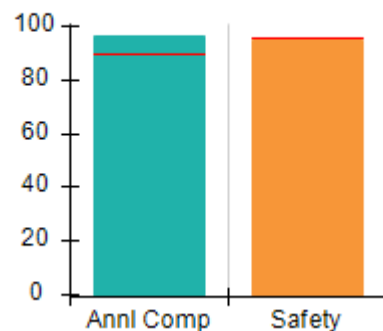
■■■■■■■■ indicates MalTx Threshold

▼ ————— indicates average for all CCIs

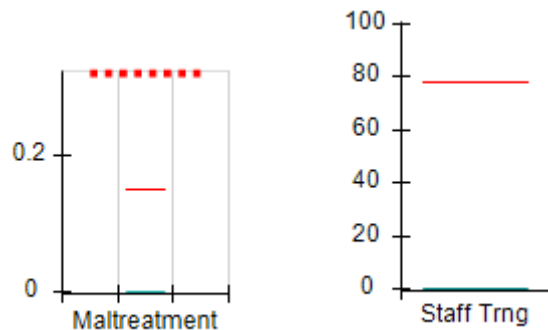
Overall Score (%)



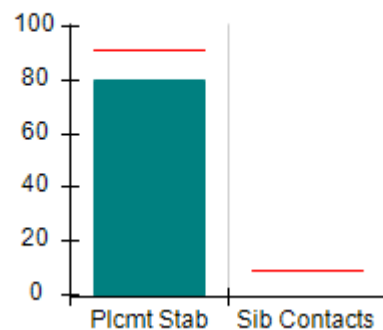
OPM Monitoring Reviews (%)



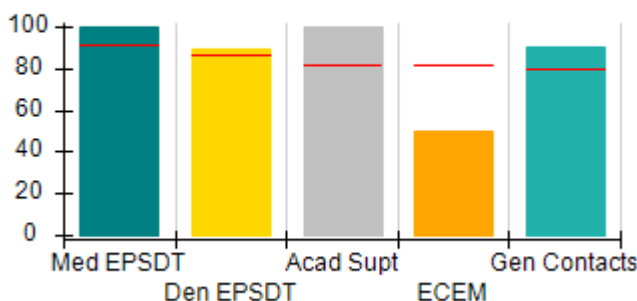
Safety Outcomes (%)



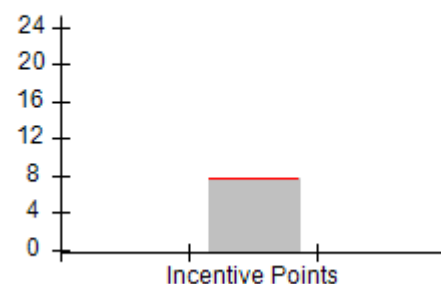
Permanency Outcomes (%)



Well-Being Outcomes (%)



Incentives Earned (Points)





DHS, DFCS, Office of Provider Management
Performance-Based Placement Measures
RBWO Provider GA+SCORECARD - CCI
Report Quarter: Q3 FY2016



Provider/Program Name: Mentoring Youth Services - (5122) - CCI

2700 1st Avenue, Columbus, GA 31904 Phone: 706-984-0161 Vendor ID# 91958	Quarterly Scores (Grades)		Current Quarter Score (Grade)
	Q1: 87.79 (B+)	Q2: 87.16 (B+)	93.49%
	Q3: 93.49 (A-)	Q4: 90.86 (A-)	(A-)

Program Census Information:	# Children in Care During Quarter: 30	# Placements During Quarter: 30	# Children in Care On Last Day: 11
-----------------------------	---------------------------------------	---------------------------------	------------------------------------

	Avg Performance All CCIs (%)	Provider Performance (%)*	Possible Points (Weight)	Provider Points Earned
--	-------------------------------------	----------------------------------	---------------------------------	-------------------------------

OPM Monitoring Reviews

Annual Comprehensive Reviews	90%	97%	25	24.17
Safety Reviews	96%	95%	15	14.20
Monitoring Sub-Total			40	38.37

CCI Safety Outcomes

Incidence of Maltreatment	0.15%	No Substantiated Reports	10	10.00
Staff Training	78%	0%	4	0.00
Safety Sub-Total			14	10.00

CCI Permanency Outcomes

Placement Stability	91%	80%	20	16.00
Sibling Contacts	9%	None Planned		
Permanency Sub-Total			20	16.00

CCI Well-Being Outcomes

EPSDT Medical Visits	91%	100%	4	4.00
EPSDT Dental Visits	87%	89%	4	3.56
Academic Supports	82%	100%	4	4.00
Provider ECEM Visits	82%	50%	7	3.50
Provider General Contacts	80%	90%	7	6.30
Well-Being Sub-Total			26	21.36

*Performance calculation descriptions can be found in the FY 2016 RBWO PBP Measurements and Standards Guide.

Monitoring & Outcomes: Possible Points = 100		Points Earned = 85.73	
Score Before Incentives Credit		85.73%	
Incentives Awarded		7.76 pts	
PBP Verification		N/A pts	
Total Score		93.49%	

Provider/Program Name: Mentoring Youth Services - (5122) - CCI



DHS, DFCS, Office of Provider Management
Performance-Based Placement Measures
RBWO Provider GA+SCORECARD - CCI



Report Quarter: Q3 FY2016

Program Census Information:		# Children in Care During Quarter: 30	# Placements During Quarter: 30	# Children in Care On Last Day: 11
CCI Incentive Credits	Avg Performance All CCIs (Points)	Provider Performance (%)*	Possible Points (Weight)	Provider Points Earned
Early EPSDT Medical Visits		100%	2	2.00
Early EPSDT Dental Visits		75%	2	1.50
Permanency Contacts		0%	5	0.00
Additional Academic Supports		13%	2	0.26
Active Agency Accreditation		0%	4	0.00
Staff Clinical Licensure		0%	5	0.00
Behavior Management (threshold = 0)		100%	4	4.00
Incentives Total	7.67		24	7.76
Maximum total combined incentive credit allowed is 10 points.			Incentives Awarded	7.76
*Performance calculation descriptions can be found in the FY 2016 RBWO PBP Measurements and Standards Guide.				

Child Protective Services Investigations and Dispositions		
The following investigations data, which is not used for scoring but is considered significant to a provider's performance, is from Georgia SHINES and is not considered final or complete until the end of the fiscal year.		
Total Reports:	1	
Number Screened In:	1	
Number Screened Out:	0	
Number Substantiated:	0	
Number Unsubstantiated:	0	
Number Active CPS Investigations:	1	



DHS, DFCS, Office of Provider Management
Performance-Based Placement Measures
RBWO Provider GA+SCORECARD - CCI



Report Quarter: Q3 FY2016

Provider/Program Name: Methodist Home for Children & Youth, The - Arabella (1016) - CCI

9308 GA Hwy 85, Waverly Hall, GA 31831

Phone: 706-582-3843

Vendor ID# 71217

Quarterly Scores (Grades)		Current Quarter Score (Grade)
Q1: 91.47 (A-)	Q2: 100.88 (A+)	100.48% (A+)
Q3: 100.48 (A+)	Q4: 99.02 (A+)	

Program Census Information:

Children in Care During Quarter: 10

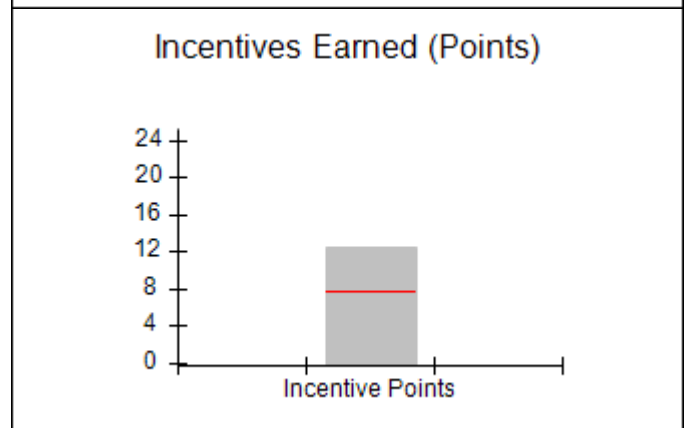
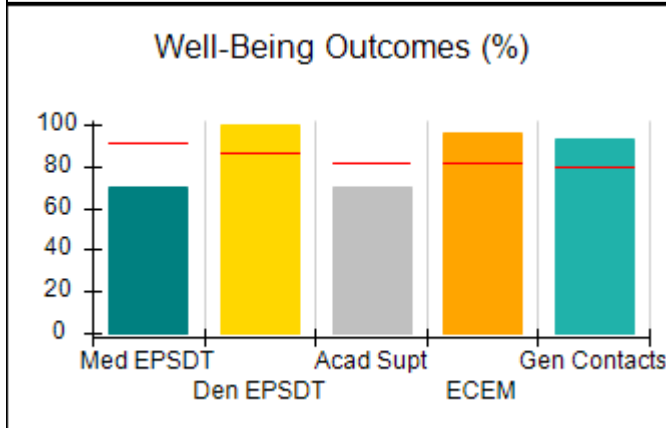
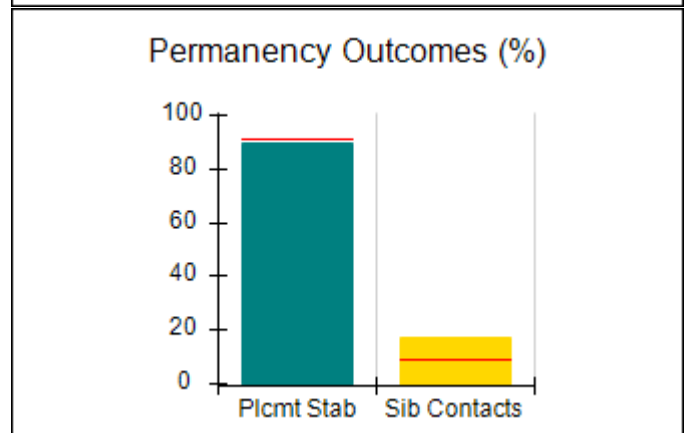
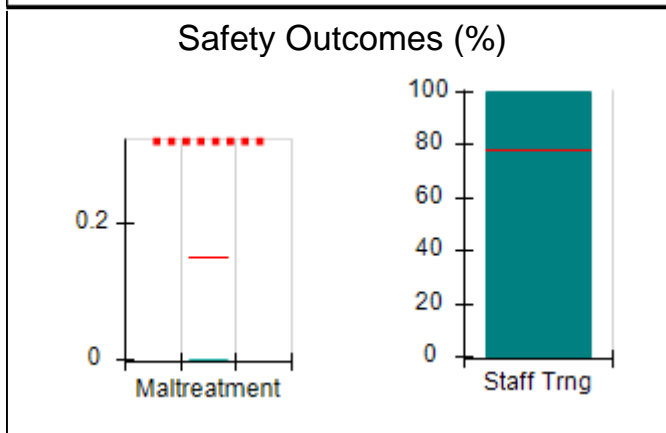
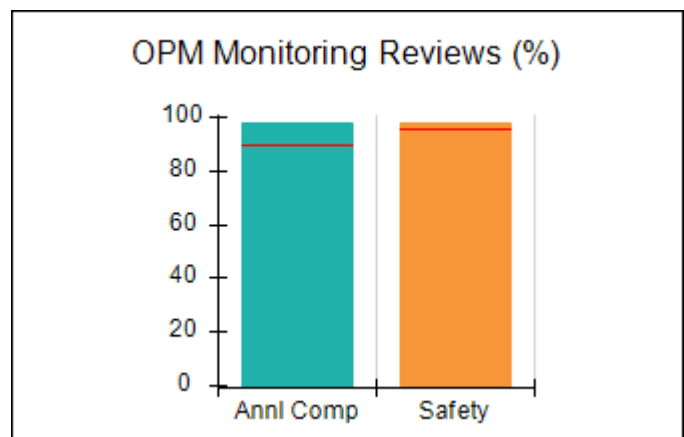
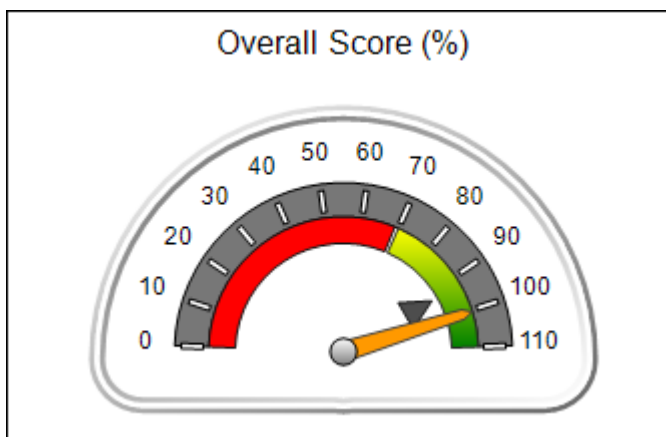
Placements During Quarter: 10

Children in Care On Last Day: 8

Quarterly Provider Comparisons to All CCIs

■■■■■■■■ indicates MalTx Threshold

▼ ————— indicates average for all CCIs





DHS, DFCS, Office of Provider Management
Performance-Based Placement Measures
RBWO Provider GA+SCORECARD - CCI



Report Quarter: Q3 FY2016

Provider/Program Name: Methodist Home for Children & Youth, The - Arabella (1016) - CCI				
9308 GA Hwy 85, Waverly Hall, GA 31831		Quarterly Scores (Grades)		Current Quarter Score (Grade)
Phone: 706-582-3843		Q1: 91.47 (A-)	Q2: 100.88 (A+)	100.48% (A+)
Vendor ID# 71217		Q3: 100.48 (A+)	Q4: 99.02 (A+)	
Program Census Information:		# Children in Care During Quarter: 10	# Placements During Quarter: 10	# Children in Care On Last Day: 8
	Avg Performance All CCIs (%)	Provider Performance (%)*	Possible Points (Weight)	Provider Points Earned
OPM Monitoring Reviews				
Annual Comprehensive Reviews	90%	98%	25	24.58
Safety Reviews	96%	98%	15	14.72
Monitoring Sub-Total			40	39.30
CCI Safety Outcomes				
Incidence of Maltreatment	0.15%	No Substantiated Reports	10	10.00
Staff Training	78%	100%	4	4.00
Safety Sub-Total			14	14.00
CCI Permanency Outcomes				
Placement Stability	91%	90%	15	13.50
Sibling Contacts	9%	17%	5	0.85
Permanency Sub-Total			20	14.35
CCI Well-Being Outcomes				
EPSDT Medical Visits	91%	70%	4	2.80
EPSDT Dental Visits	87%	100%	4	4.00
Academic Supports	82%	70%	4	2.80
Provider ECEM Visits	82%	96%	7	6.72
Provider General Contacts	80%	93%	7	6.51
Well-Being Sub-Total			26	22.83
*Performance calculation descriptions can be found in the FY 2016 RBWO PBP Measurements and Standards Guide.				

Monitoring & Outcomes: Possible Points = 100	Points Earned = 90.48
Score Before Incentives Credit	90.48%
Incentives Awarded	10.00 pts
PBP Verification	N/A pts
Total Score	100.48%

Provider/Program Name: Methodist Home for Children & Youth, The - Arabella (1016) - CCI



DHS, DFCS, Office of Provider Management
Performance-Based Placement Measures
RBWO Provider GA+SCORECARD - CCI



Report Quarter: Q3 FY2016

Program Census Information:		# Children in Care During Quarter: 10	# Placements During Quarter: 10	# Children in Care On Last Day: 8
CCI Incentive Credits	Avg Performance All CCIs (Points)	Provider Performance (%)*	Possible Points (Weight)	Provider Points Earned
Early EPSDT Medical Visits		57%	2	1.14
Early EPSDT Dental Visits		100%	2	2.00
Permanency Contacts		0%	5	0.00
Additional Academic Supports		64%	2	1.28
Active Agency Accreditation		100%	4	4.00
Staff Clinical Licensure		0%	5	0.00
Behavior Management (threshold = 0)		100%	4	4.00
Incentives Total	7.67		24	12.42
Maximum total combined incentive credit allowed is 10 points.			Incentives Awarded	10.00

*Performance calculation descriptions can be found in the FY 2016 RBWO PBP Measurements and Standards Guide.

Child Protective Services Investigations and Dispositions

The following investigations data, which is not used for scoring but is considered significant to a provider's performance, is from Georgia SHINES and is not considered final or complete until the end of the fiscal year.

Total Reports:	0
Number Screened In:	0
Number Screened Out:	0
Number Substantiated:	0
Number Unsubstantiated:	0
Number Active CPS Investigations:	0



DHS, DFCS, Office of Provider Management
Performance-Based Placement Measures
RBWO Provider GA+SCORECARD - CCI



Report Quarter: Q3 FY2016

Provider/Program Name: Methodist Home for Children & Youth, The - dba Americus Group Home (749) - CCI

102 Mill Creek Rd., Americus, GA 31709

Phone: 229-924-9550

Vendor ID# 35463

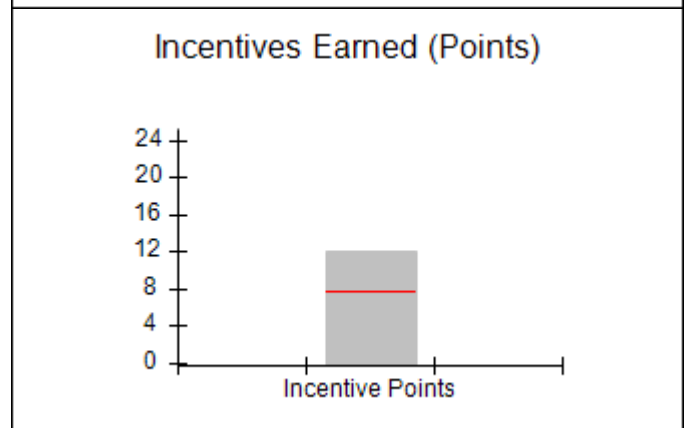
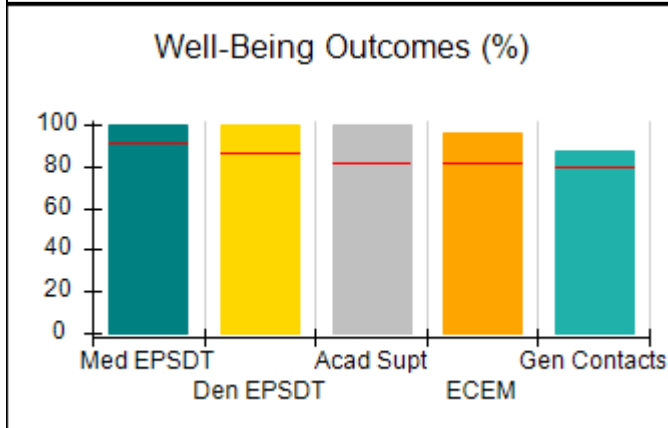
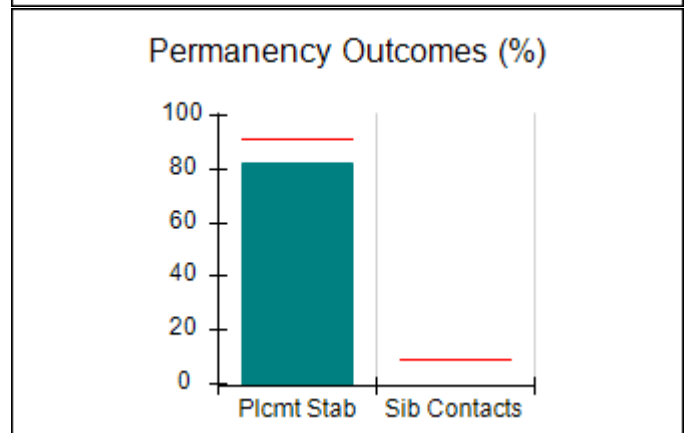
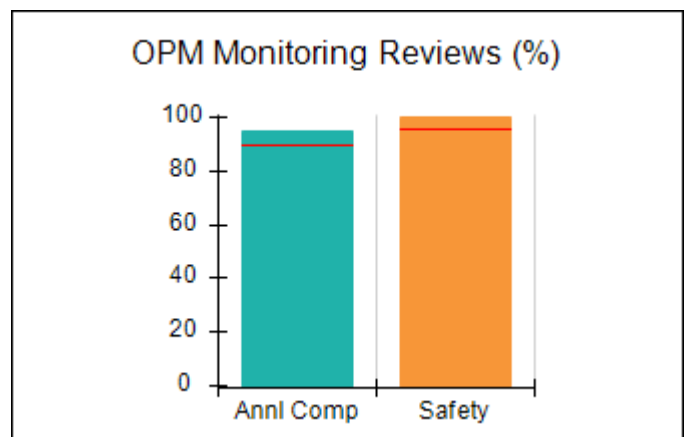
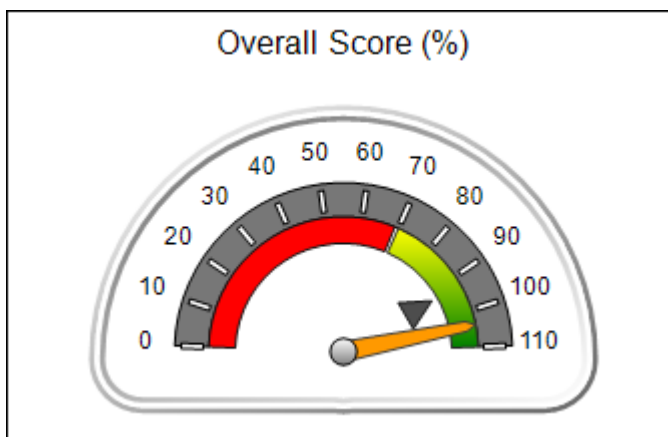
Quarterly Scores (Grades)		Current Quarter Score (Grade)
Q1: 94.55 (A)	Q2: 99.04 (A+)	104.02% (A+)
Q3: 104.02 (A+)	Q4: 102.19 (A+)	

Program Census Information:	# Children in Care During Quarter: 11	# Placements During Quarter: 11	# Children in Care On Last Day: 6
-----------------------------	---------------------------------------	---------------------------------	-----------------------------------

Quarterly Provider Comparisons to All CCIs

■■■■■■■■ indicates MalTx Threshold

▼ ————— indicates average for all CCIs





DHS, DFCS, Office of Provider Management
Performance-Based Placement Measures
RBWO Provider GA+SCORECARD - CCI



Report Quarter: Q3 FY2016

Provider/Program Name: Methodist Home for Children & Youth, The - dba Americus Group Home (749) - CCI				
102 Mill Creek Rd., Americus, GA 31709		Quarterly Scores (Grades)		Current Quarter Score (Grade)
Phone: 229-924-9550		Q1: 94.55 (A)	Q2: 99.04 (A+)	104.02%
Vendor ID# 35463		Q3: 104.02 (A+)	Q4: 102.19 (A+)	(A+)
Program Census Information:		# Children in Care During Quarter: 11	# Placements During Quarter: 11	# Children in Care On Last Day: 6
	Avg Performance All CCIs (%)	Provider Performance (%)*	Possible Points (Weight)	Provider Points Earned
OPM Monitoring Reviews				
Annual Comprehensive Reviews	90%	95%	25	23.81
Safety Reviews	96%	100%	15	15.00
Monitoring Sub-Total			40	38.81
CCI Safety Outcomes				
Incidence of Maltreatment	0.15%	No Substantiated Reports	10	10.00
Staff Training	78%	100%	4	4.00
Safety Sub-Total			14	14.00
CCI Permanency Outcomes				
Placement Stability	91%	82%	20	16.40
Sibling Contacts	9%	None Planned		
Permanency Sub-Total			20	16.40
CCI Well-Being Outcomes				
EPSDT Medical Visits	91%	100%	4	4.00
EPSDT Dental Visits	87%	100%	4	4.00
Academic Supports	82%	100%	4	4.00
Provider ECEM Visits	82%	96%	7	6.72
Provider General Contacts	80%	87%	7	6.09
Well-Being Sub-Total			26	24.81
*Performance calculation descriptions can be found in the FY 2016 RBWO PBP Measurements and Standards Guide.				

Monitoring & Outcomes: Possible Points = 100		Points Earned = 94.02	
Score Before Incentives Credit			94.02%
Incentives Awarded			10.00 pts
PBP Verification			N/A pts
Total Score			104.02%

Provider/Program Name: Methodist Home for Children & Youth, The - dba Americus Group Home (749) - CCI



DHS, DFCS, Office of Provider Management
Performance-Based Placement Measures
RBWO Provider GA+SCORECARD - CCI



Report Quarter: Q3 FY2016

Program Census Information:		# Children in Care During Quarter: 11	# Placements During Quarter: 11	# Children in Care On Last Day: 6
CCI Incentive Credits	Avg Performance All CCIs (Points)	Provider Performance (%)*	Possible Points (Weight)	Provider Points Earned
Early EPSDT Medical Visits		100%	2	2.00
Early EPSDT Dental Visits		100%	2	2.00
Permanency Contacts		None Planned	5	
Additional Academic Supports		5%	2	0.10
Active Agency Accreditation		100%	4	4.00
Staff Clinical Licensure		0%	5	0.00
Behavior Management (threshold = 0)		100%	4	4.00
Incentives Total	7.67		24	12.10
Maximum total combined incentive credit allowed is 10 points.			Incentives Awarded	10.00

*Performance calculation descriptions can be found in the FY 2016 RBWO PBP Measurements and Standards Guide.

Child Protective Services Investigations and Dispositions		
The following investigations data, which is not used for scoring but is considered significant to a provider's performance, is from Georgia SHINES and is not considered final or complete until the end of the fiscal year.		
Total Reports:	0	
Number Screened In:	0	
Number Screened Out:	0	
Number Substantiated:	0	
Number Unsubstantiated:	0	
Number Active CPS Investigations:	0	



DHS, DFCS, Office of Provider Management
Performance-Based Placement Measures
RBWO Provider GA+SCORECARD - CCI



Report Quarter: Q3 FY2016

Provider/Program Name: Methodist Home for Children & Youth, The - dba St. Marys Group Home (750) - CCI

3296 Winding Road, St. Marys, GA 31558

Phone: 912-882-7770

Vendor ID# 35459

Quarterly Scores (Grades)

Current Quarter Score (Grade)

Q1: 108.34 (A+)

Q2: 107.62 (A+)

105.66%

Q3: 105.66 (A+)

Q4: 99.27 (A+)

(A+)

Program Census Information:

Children in Care During
Quarter: 12

Placements During
Quarter: 12

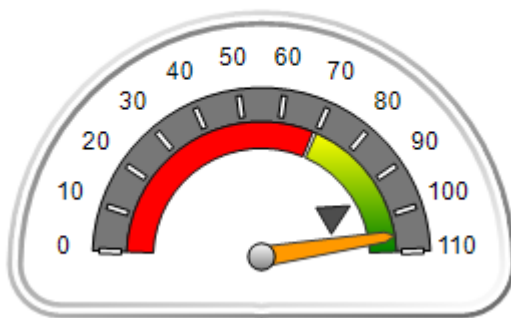
Children in Care On Last
Day: 11

Quarterly Provider Comparisons to All CCIs

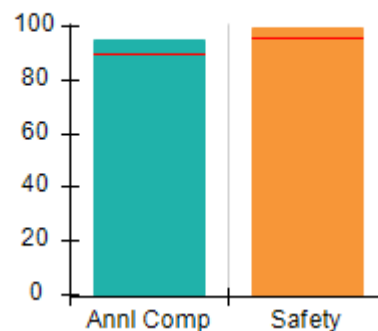
■■■■■■■■ indicates MalTx Threshold

▼ — indicates average for all CCIs

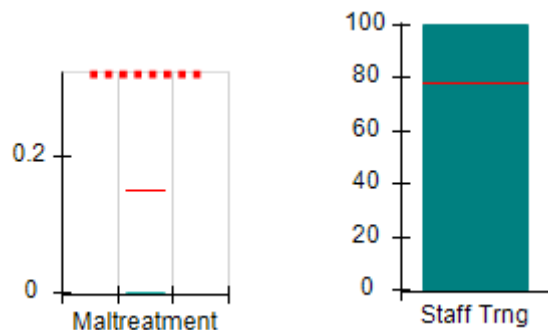
Overall Score (%)



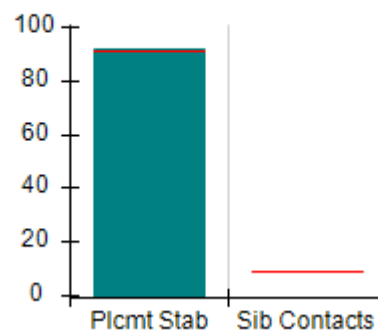
OPM Monitoring Reviews (%)



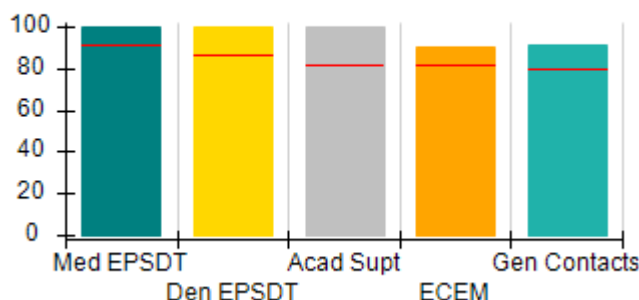
Safety Outcomes (%)



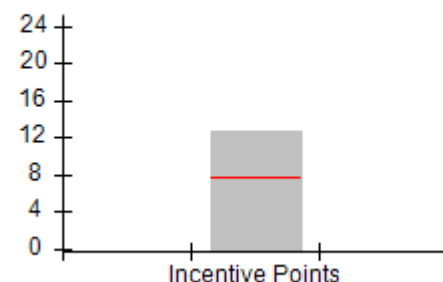
Permanency Outcomes (%)



Well-Being Outcomes (%)



Incentives Earned (Points)





DHS, DFCS, Office of Provider Management
Performance-Based Placement Measures
RBWO Provider GA+SCORECARD - CCI



Report Quarter: Q3 FY2016

Provider/Program Name: Methodist Home for Children & Youth, The - dba St. Marys Group Home (750) - CCI				
3296 Winding Road, St. Marys, GA 31558		Quarterly Scores (Grades)		Current Quarter Score (Grade)
Phone: 912-882-7770		Q1: 108.34 (A+)	Q2: 107.62 (A+)	105.66%
Vendor ID# 35459		Q3: 105.66 (A+)	Q4: 99.27 (A+)	(A+)
Program Census Information:		# Children in Care During Quarter: 12	# Placements During Quarter: 12	# Children in Care On Last Day: 11
	Avg Performance All CCIs (%)	Provider Performance (%)*	Possible Points (Weight)	Provider Points Earned
OPM Monitoring Reviews				
Annual Comprehensive Reviews	90%	95%	25	23.71
Safety Reviews	96%	99%	15	14.88
Monitoring Sub-Total			40	38.59
CCI Safety Outcomes				
Incidence of Maltreatment	0.15%	No Substantiated Reports	10	10.00
Staff Training	78%	100%	4	4.00
Safety Sub-Total			14	14.00
CCI Permanency Outcomes				
Placement Stability	91%	92%	20	18.40
Sibling Contacts	9%	None Planned		
Permanency Sub-Total			20	18.40
CCI Well-Being Outcomes				
EPSDT Medical Visits	91%	100%	4	4.00
EPSDT Dental Visits	87%	100%	4	4.00
Academic Supports	82%	100%	4	4.00
Provider ECEM Visits	82%	90%	7	6.30
Provider General Contacts	80%	91%	7	6.37
Well-Being Sub-Total			26	24.67
*Performance calculation descriptions can be found in the FY 2016 RBWO PBP Measurements and Standards Guide.				

Monitoring & Outcomes: Possible Points = 100		Points Earned = 95.66	
Score Before Incentives Credit			95.66%
Incentives Awarded			10.00 pts
PBP Verification			N/A pts
Total Score			105.66%

Provider/Program Name: Methodist Home for Children & Youth, The - dba St. Marys Group Home (750) - CCI



DHS, DFCS, Office of Provider Management
Performance-Based Placement Measures
RBWO Provider GA+SCORECARD - CCI



Report Quarter: Q3 FY2016

Program Census Information:		# Children in Care During Quarter: 12	# Placements During Quarter: 12	# Children in Care On Last Day: 11
CCI Incentive Credits	Avg Performance All CCIs (Points)	Provider Performance (%)*	Possible Points (Weight)	Provider Points Earned
Early EPSDT Medical Visits		100%	2	2.00
Early EPSDT Dental Visits		100%	2	2.00
Permanency Contacts		None Planned	5	
Additional Academic Supports		30%	2	0.60
Active Agency Accreditation		100%	4	4.00
Staff Clinical Licensure		0%	5	0.00
Behavior Management (threshold = 0)		100%	4	4.00
Incentives Total	7.67		24	12.60
Maximum total combined incentive credit allowed is 10 points.			Incentives Awarded	10.00

*Performance calculation descriptions can be found in the FY 2016 RBWO PBP Measurements and Standards Guide.

Child Protective Services Investigations and Dispositions		
The following investigations data, which is not used for scoring but is considered significant to a provider's performance, is from Georgia SHINES and is not considered final or complete until the end of the fiscal year.		
Total Reports:	0	
Number Screened In:	0	
Number Screened Out:	0	
Number Substantiated:	0	
Number Unsubstantiated:	0	
Number Active CPS Investigations:	0	



DHS, DFCS, Office of Provider Management
Performance-Based Placement Measures
RBWO Provider GA+SCORECARD - CCI



Report Quarter: Q3 FY2016

Provider/Program Name: Methodist Home for Children & Youth, The - dba Valdosta Group Home (752) - CCI

2545 East Park Ave., Valdosta, GA 31605

Phone: 229-247-5100

Vendor ID# 35466

Quarterly Scores (Grades)

Current Quarter Score (Grade)

Q1: 95.06 (A)

Q2: 104.85 (A+)

98.06%

Q3: 98.06 (A+)

Q4: 97.35 (A+)

(A+)

Program Census Information:

Children in Care During
Quarter: 15

Placements During
Quarter: 15

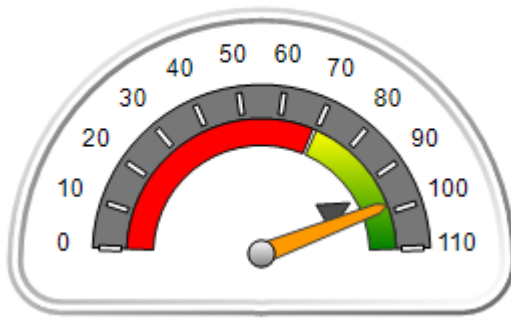
Children in Care On Last
Day: 11

Quarterly Provider Comparisons to All CCIs

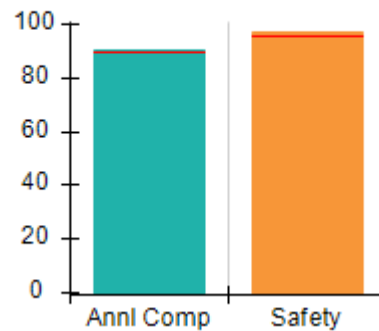
■■■■■■■■ indicates MalTx Threshold

▼ — indicates average for all CCIs

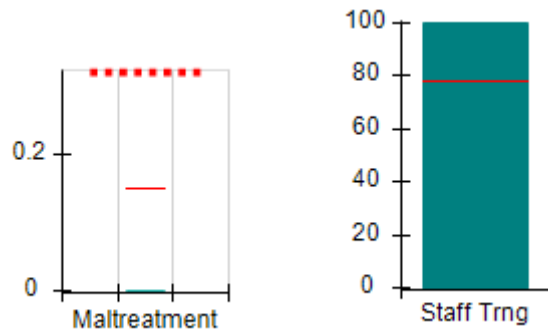
Overall Score (%)



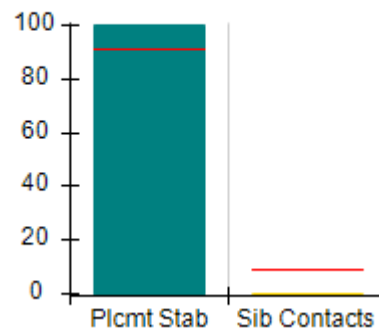
OPM Monitoring Reviews (%)



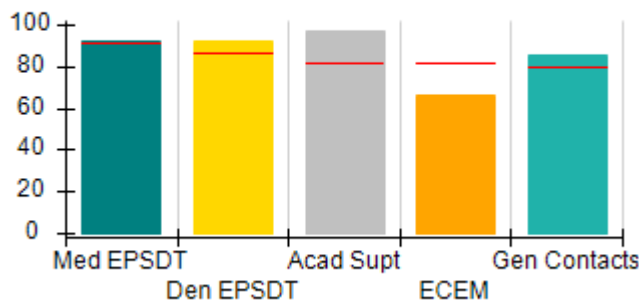
Safety Outcomes (%)



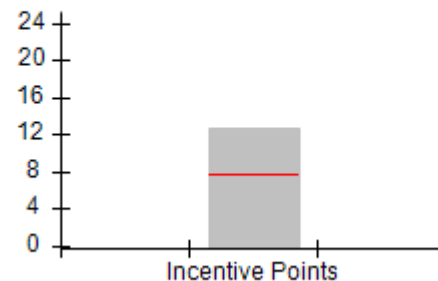
Permanency Outcomes (%)



Well-Being Outcomes (%)



Incentives Earned (Points)





DHS, DFCS, Office of Provider Management
Performance-Based Placement Measures
RBWO Provider GA+SCORECARD - CCI



Report Quarter: Q3 FY2016

Provider/Program Name: Methodist Home for Children & Youth, The - dba Valdosta Group Home (752) - CCI				
2545 East Park Ave., Valdosta, GA 31605		Quarterly Scores (Grades)		Current Quarter Score (Grade)
Phone: 229-247-5100		Q1: 95.06 (A)	Q2: 104.85 (A+)	98.06%
Vendor ID# 35466		Q3: 98.06 (A+)	Q4: 97.35 (A+)	(A+)
Program Census Information:		# Children in Care During Quarter: 15	# Placements During Quarter: 15	# Children in Care On Last Day: 11
	Avg Performance All CCIs (%)	Provider Performance (%)*	Possible Points (Weight)	Provider Points Earned
OPM Monitoring Reviews				
Annual Comprehensive Reviews	90%	91%	25	22.67
Safety Reviews	96%	97%	15	14.58
Monitoring Sub-Total			40	37.25
CCI Safety Outcomes				
Incidence of Maltreatment	0.15%	No Substantiated Reports	10	10.00
Staff Training	78%	100%	4	4.00
Safety Sub-Total			14	14.00
CCI Permanency Outcomes				
Placement Stability	91%	100%	15	15.00
Sibling Contacts	9%	0%	5	0.00
Permanency Sub-Total			20	15.00
CCI Well-Being Outcomes				
EPSDT Medical Visits	91%	92%	4	3.68
EPSDT Dental Visits	87%	92%	4	3.68
Academic Supports	82%	97%	4	3.88
Provider ECEM Visits	82%	66%	7	4.62
Provider General Contacts	80%	85%	7	5.95
Well-Being Sub-Total			26	21.81
*Performance calculation descriptions can be found in the FY 2016 RBWO PBP Measurements and Standards Guide.				

Monitoring & Outcomes: Possible Points = 100		Points Earned = 88.06	
Score Before Incentives Credit			88.06%
Incentives Awarded			10.00 pts
PBP Verification			N/A pts
Total Score			98.06%

Provider/Program Name: Methodist Home for Children & Youth, The - dba Valdosta Group Home (752) - CCI



DHS, DFCS, Office of Provider Management
Performance-Based Placement Measures
RBWO Provider GA+SCORECARD - CCI



Report Quarter: Q3 FY2016

Program Census Information:		# Children in Care During Quarter: 15	# Placements During Quarter: 15	# Children in Care On Last Day: 11
CCI Incentive Credits	Avg Performance All CCIs (Points)	Provider Performance (%)*	Possible Points (Weight)	Provider Points Earned
Early EPSDT Medical Visits		71%	2	1.42
Early EPSDT Dental Visits		80%	2	1.60
Permanency Contacts		0%	5	0.00
Additional Academic Supports		85%	2	1.70
Active Agency Accreditation		100%	4	4.00
Staff Clinical Licensure		0%	5	0.00
Behavior Management (threshold = 0)		100%	4	4.00
Incentives Total	7.67		24	12.72
Maximum total combined incentive credit allowed is 10 points.			Incentives Awarded	10.00

*Performance calculation descriptions can be found in the FY 2016 RBWO PBP Measurements and Standards Guide.

Child Protective Services Investigations and Dispositions		
The following investigations data, which is not used for scoring but is considered significant to a provider's performance, is from Georgia SHINES and is not considered final or complete until the end of the fiscal year.		
Total Reports:	0	
Number Screened In:	0	
Number Screened Out:	0	
Number Substantiated:	0	
Number Unsubstantiated:	0	
Number Active CPS Investigations:	0	



DHS, DFCS, Office of Provider Management
Performance-Based Placement Measures
RBWO Provider GA+SCORECARD - CCI
Report Quarter: Q3 FY2016



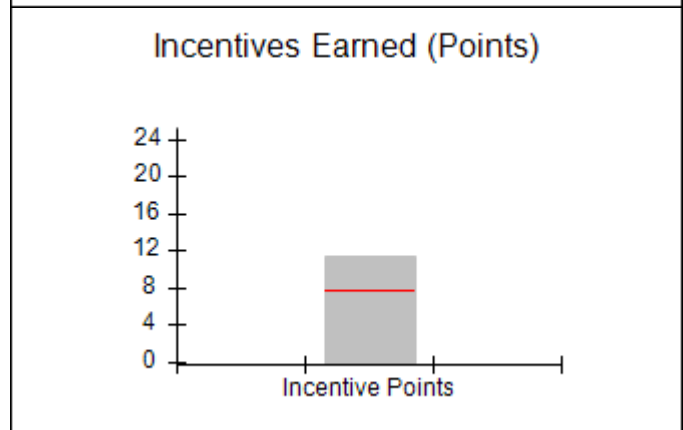
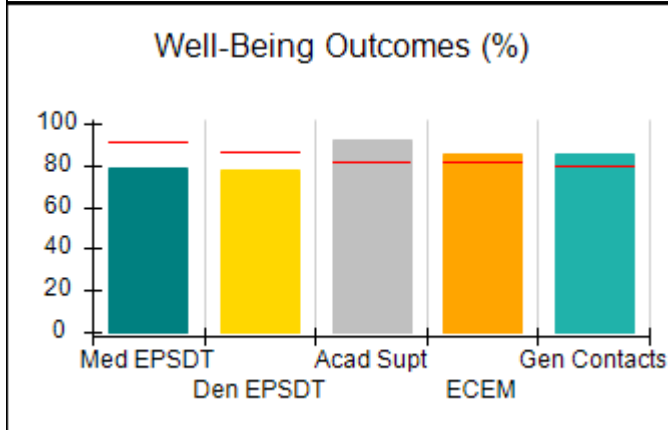
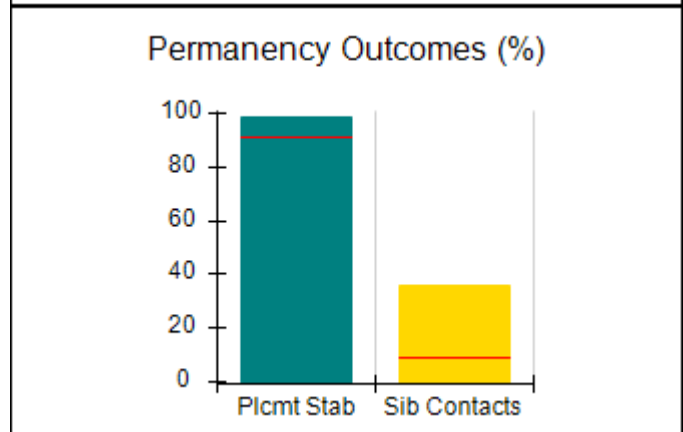
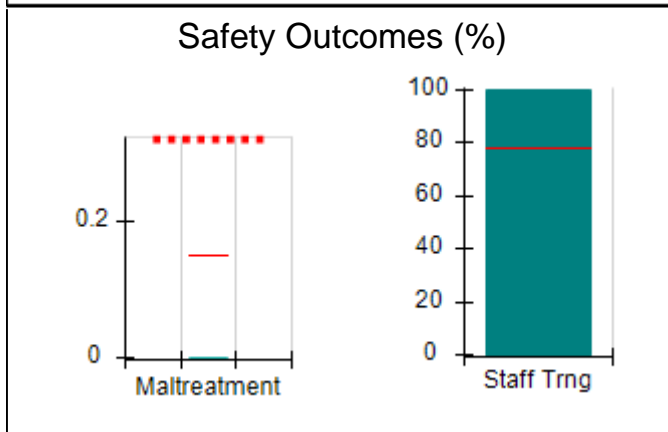
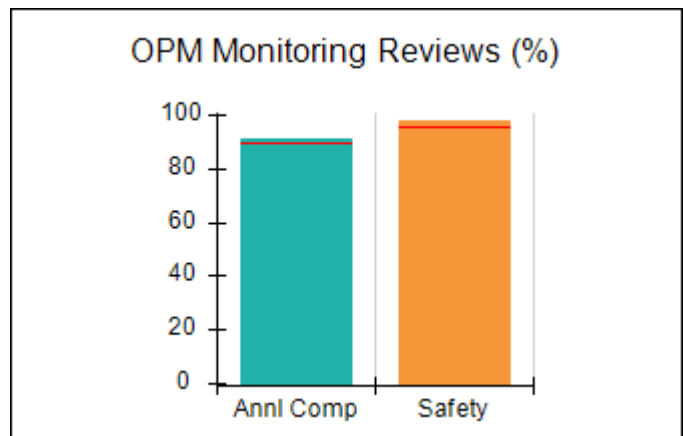
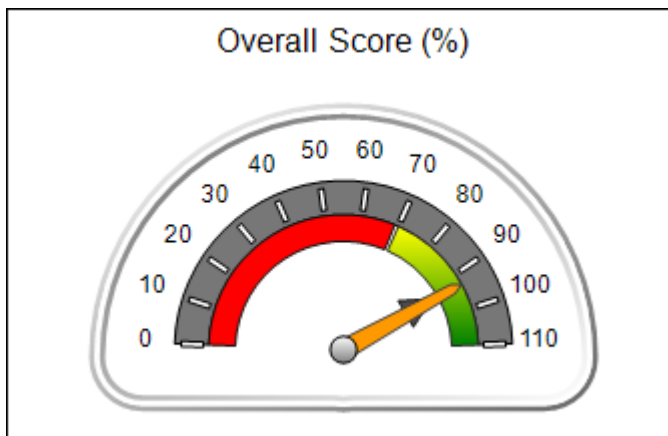
Provider/Program Name: Methodist Home for Children & Youth, The - Macon (754) - CCI

304 Pierce Ave., Macon, GA 31204 Phone: 478-751-2800 Vendor ID# 35456	Quarterly Scores (Grades)		Current Quarter Score (Grade)
	Q1: 100.82 (A+)	Q2: 100.03 (A+)	93.17% (A-)
	Q3: 93.17 (A-)	Q4: 99.96 (A+)	
Program Census Information:	# Children in Care During Quarter: 78	# Placements During Quarter: 79	# Children in Care On Last Day: 68

Quarterly Provider Comparisons to All CCIs

■■■■■■■■ indicates MalTx Threshold

▼ — indicates average for all CCIs





DHS, DFCS, Office of Provider Management
Performance-Based Placement Measures
RBWO Provider GA+SCORECARD - CCI
Report Quarter: Q3 FY2016



Provider/Program Name: Methodist Home for Children & Youth, The - Macon (754) - CCI

304 Pierce Ave., Macon, GA 31204 Phone: 478-751-2800 Vendor ID# 35456	Quarterly Scores (Grades)		Current Quarter Score (Grade)
	Q1: 100.82 (A+)	Q2: 100.03 (A+)	93.17%
	Q3: 93.17 (A-)	Q4: 99.96 (A+)	(A-)

Program Census Information:	# Children in Care During Quarter: 78	# Placements During Quarter: 79	# Children in Care On Last Day: 68
-----------------------------	---------------------------------------	---------------------------------	------------------------------------

	Avg Performance All CCIs (%)	Provider Performance (%)*	Possible Points (Weight)	Provider Points Earned
--	-------------------------------------	----------------------------------	---------------------------------	-------------------------------

OPM Monitoring Reviews

Annual Comprehensive Reviews	90%	91%	25	22.75
Safety Reviews	96%	98%	15	14.74
Monitoring Sub-Total			40	37.49

CCI Safety Outcomes

Incidence of Maltreatment	0.15%	No Substantiated Reports	10	10.00
Staff Training	78%	100%	4	4.00
Safety Sub-Total			14	14.00

CCI Permanency Outcomes

Placement Stability	91%	99%	15	14.85
Sibling Contacts	9%	36%	5	1.80
Permanency Sub-Total			20	16.65

CCI Well-Being Outcomes

EPSDT Medical Visits	91%	79%	4	3.16
EPSDT Dental Visits	87%	78%	4	3.12
Academic Supports	82%	92%	4	3.68
Provider ECEM Visits	82%	85%	7	5.95
Provider General Contacts	80%	85%	7	5.95
Well-Being Sub-Total			26	21.86

*Performance calculation descriptions can be found in the FY 2016 RBWO PBP Measurements and Standards Guide.

Monitoring & Outcomes: Possible Points = 100		Points Earned = 90.00	
Score Before Incentives Credit		90.00%	
Incentives Awarded		10.00 pts	
PBP Verification		-6.83 pts	
Total Score		93.17%	

Provider/Program Name: Methodist Home for Children & Youth, The - Macon (754) - CCI



DHS, DFCS, Office of Provider Management
Performance-Based Placement Measures
RBWO Provider GA+SCORECARD - CCI



Report Quarter: Q3 FY2016

Program Census Information:		# Children in Care During Quarter: 78	# Placements During Quarter: 79	# Children in Care On Last Day: 68
CCI Incentive Credits	Avg Performance All CCIs (Points)	Provider Performance (%)*	Possible Points (Weight)	Provider Points Earned
Early EPSDT Medical Visits		42%	2	0.84
Early EPSDT Dental Visits		51%	2	1.02
Permanency Contacts		11%	5	0.55
Additional Academic Supports		49%	2	0.98
Active Agency Accreditation		100%	4	4.00
Staff Clinical Licensure		0%	5	0.00
Behavior Management (threshold = 0)		100%	4	4.00
Incentives Total	7.67		24	11.39
Maximum total combined incentive credit allowed is 10 points.			Incentives Awarded	10.00
*Performance calculation descriptions can be found in the FY 2016 RBWO PBP Measurements and Standards Guide.				

Child Protective Services Investigations and Dispositions

The following investigations data, which is not used for scoring but is considered significant to a provider's performance, is from Georgia SHINES and is not considered final or complete until the end of the fiscal year.

Total Reports:	8
Number Screened In:	3
Number Screened Out:	5
Number Substantiated:	0
Number Unsubstantiated:	1
Number Active CPS Investigations:	2



DHS, DFCS, Office of Provider Management
Performance-Based Placement Measures
RBWO Provider GA+SCORECARD - CCI



Report Quarter: Q3 FY2016

Provider/Program Name: Methodist Home for Children & Youth, The - Our House at Carpenter's Way Ranch (1015) - CCI

1645 Hunter Rd., Cataula, GA 31804

Phone: 706-322-5406

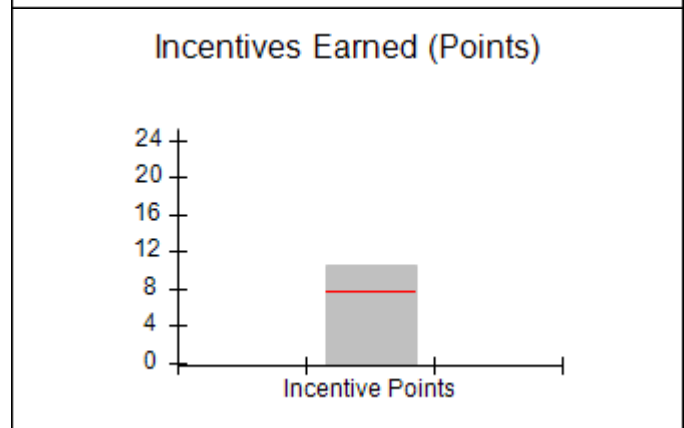
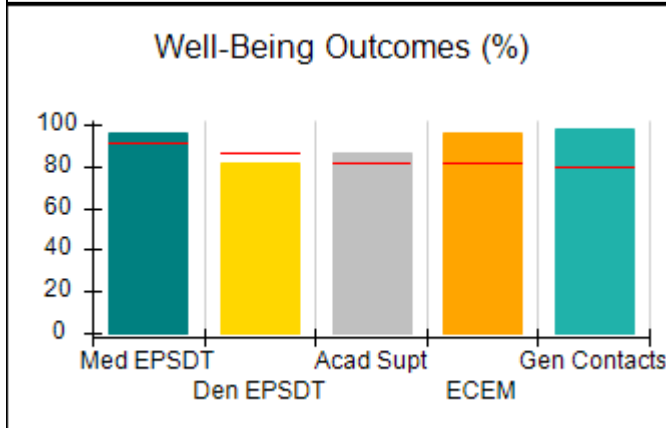
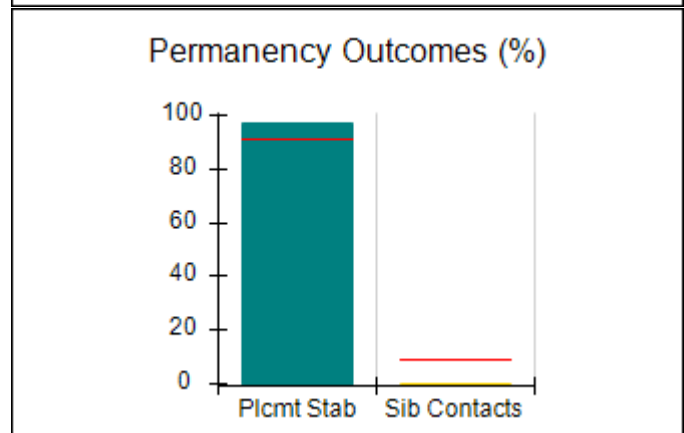
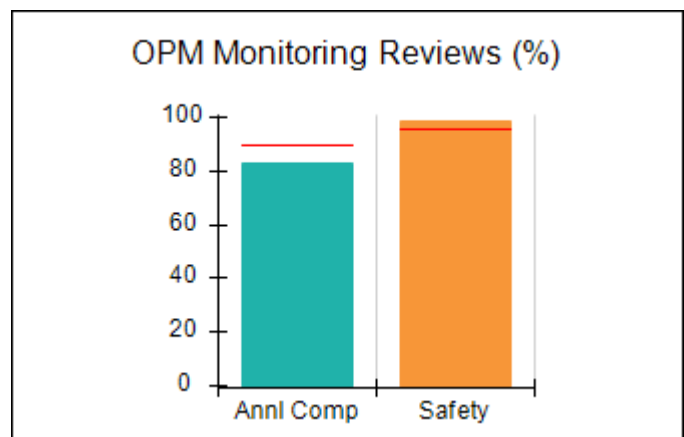
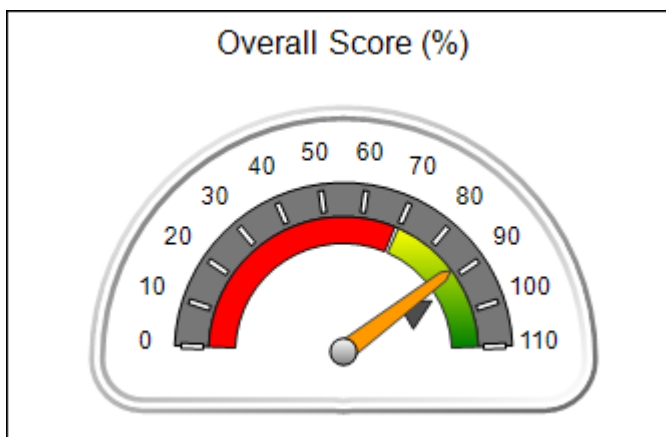
Vendor ID# 35257

	Quarterly Scores (Grades)		Current Quarter Score (Grade)
	Q1: 95.10 (A)	Q2: 96.39 (A)	88.12% (B+)
	Q3: 88.12 (B+)	Q4: 96.34 (A)	
Program Census Information:	# Children in Care During Quarter: 31	# Placements During Quarter: 31	# Children in Care On Last Day: 26

Quarterly Provider Comparisons to All CCIs

■■■■■■■■ indicates MalTx Threshold

▼ — indicates average for all CCIs





DHS, DFCS, Office of Provider Management
Performance-Based Placement Measures
RBWO Provider GA+SCORECARD - CCI



Report Quarter: Q3 FY2016

Provider/Program Name: Methodist Home for Children & Youth, The - Our House at Carpenter's Way Ranch (1015) - CCI				
1645 Hunter Rd., Cataula, GA 31804		Quarterly Scores (Grades)		Current Quarter Score (Grade)
Phone: 706-322-5406		Q1: 95.10 (A)	Q2: 96.39 (A)	88.12%
Vendor ID# 35257		Q3: 88.12 (B+)	Q4: 96.34 (A)	(B+)
Program Census Information:		# Children in Care During Quarter: 31	# Placements During Quarter: 31	# Children in Care On Last Day: 26
	Avg Performance All CCIs (%)	Provider Performance (%)*	Possible Points (Weight)	Provider Points Earned
OPM Monitoring Reviews				
Annual Comprehensive Reviews	90%	83%	25	20.67
Safety Reviews	96%	98%	15	14.77
Monitoring Sub-Total			40	35.43
CCI Safety Outcomes				
Incidence of Maltreatment	0.15%	3% 1 Substantiated Rpt	10	0.00
Staff Training	78%	100%	4	4.00
Safety Sub-Total			14	4.00
CCI Permanency Outcomes				
Placement Stability	91%	97%	15	14.55
Sibling Contacts	9%	0%	5	0.00
Permanency Sub-Total			20	14.55
CCI Well-Being Outcomes				
EPSDT Medical Visits	91%	96%	4	3.84
EPSDT Dental Visits	87%	82%	4	3.28
Academic Supports	82%	86%	4	3.44
Provider ECEM Visits	82%	96%	7	6.72
Provider General Contacts	80%	98%	7	6.86
Well-Being Sub-Total			26	24.14
*Performance calculation descriptions can be found in the FY 2016 RBWO PBP Measurements and Standards Guide.				

Monitoring & Outcomes: Possible Points = 100		Points Earned = 78.12	
Score Before Incentives Credit			78.12%
Incentives Awarded			10.00 pts
PBP Verification			N/A pts
Total Score			88.12%

Provider/Program Name: Methodist Home for Children & Youth, The - Our House at Carpenter's Way Ranch (1015) - CCI



DHS, DFCS, Office of Provider Management
Performance-Based Placement Measures
RBWO Provider GA+SCORECARD - CCI



Report Quarter: Q3 FY2016

Program Census Information:		# Children in Care During Quarter: 31	# Placements During Quarter: 31	# Children in Care On Last Day: 26
CCI Incentive Credits	Avg Performance All CCIs (Points)	Provider Performance (%)*	Possible Points (Weight)	Provider Points Earned
Early EPSDT Medical Visits		50%	2	1.00
Early EPSDT Dental Visits		63%	2	1.26
Permanency Contacts		3%	5	0.15
Additional Academic Supports		1%	2	0.02
Active Agency Accreditation		100%	4	4.00
Staff Clinical Licensure		0%	5	0.00
Behavior Management (threshold = 0)		100%	4	4.00
Incentives Total	7.67		24	10.43
Maximum total combined incentive credit allowed is 10 points.			Incentives Awarded	10.00

*Performance calculation descriptions can be found in the FY 2016 RBWO PBP Measurements and Standards Guide.

Child Protective Services Investigations and Dispositions		
The following investigations data, which is not used for scoring but is considered significant to a provider's performance, is from Georgia SHINES and is not considered final or complete until the end of the fiscal year.		
Total Reports:	0	
Number Screened In:	0	
Number Screened Out:	0	
Number Substantiated:	1	
Number Unsubstantiated:	0	
Number Active CPS Investigations:	-1	



DHS, DFCS, Office of Provider Management
Performance-Based Placement Measures
RBWO Provider GA+SCORECARD - CCI



Report Quarter: Q3 FY2016

Provider/Program Name: Methodist Home for Children & Youth, The - STARS Program (753) - CCI

304 Pierce Ave., Macon, GA 31204

Phone: 478-751-2800

Vendor ID# 35461

Quarterly Scores (Grades)

Current Quarter Score (Grade)

Q1: 106.65 (A+)

Q2: 108.24 (A+)

109.01%

Q3: 109.01 (A+)

Q4: 107.43 (A+)

(A+)

Program Census Information:

Children in Care During
Quarter: 7

Placements During
Quarter: 7

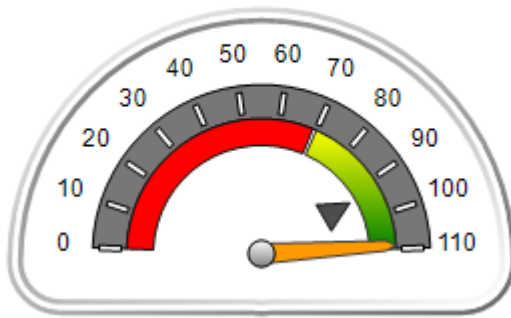
Children in Care On Last
Day: 6

Quarterly Provider Comparisons to All CCIs

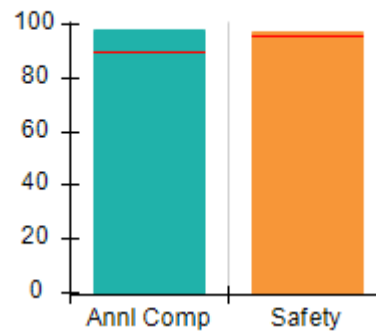
■■■■■■■■ indicates MalTx Threshold

▼ ————— indicates average for all CCIs

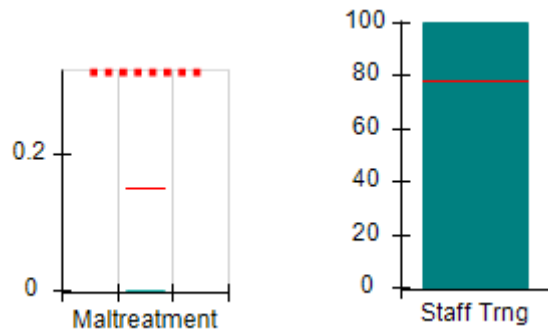
Overall Score (%)



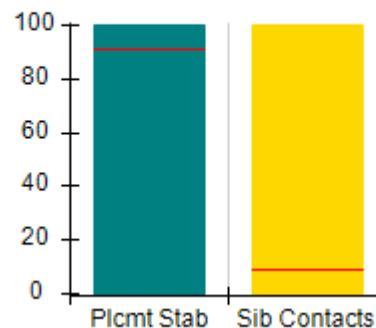
OPM Monitoring Reviews (%)



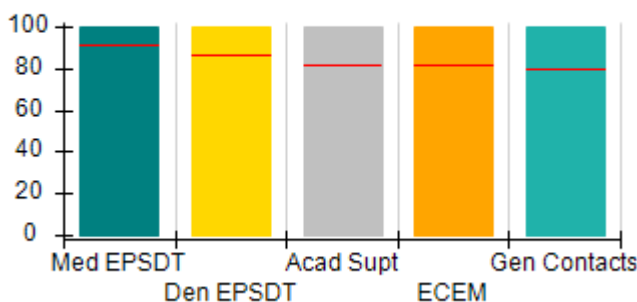
Safety Outcomes (%)



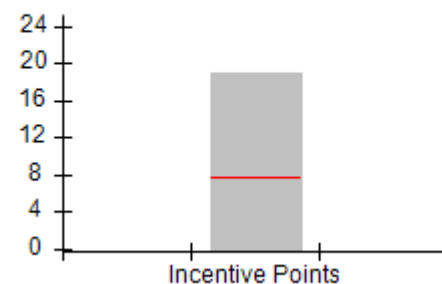
Permanency Outcomes (%)



Well-Being Outcomes (%)



Incentives Earned (Points)





DHS, DFCS, Office of Provider Management
Performance-Based Placement Measures
RBWO Provider GA+SCORECARD - CCI



Report Quarter: Q3 FY2016

Provider/Program Name: Methodist Home for Children & Youth, The - STARS Program (753) - CCI				
304 Pierce Ave., Macon, GA 31204		Quarterly Scores (Grades)		Current Quarter Score (Grade)
Phone: 478-751-2800		Q1: 106.65 (A+)	Q2: 108.24 (A+)	109.01% (A+)
Vendor ID# 35461		Q3: 109.01 (A+)	Q4: 107.43 (A+)	
Program Census Information:		# Children in Care During Quarter: 7	# Placements During Quarter: 7	# Children in Care On Last Day: 6
	Avg Performance All CCIs (%)	Provider Performance (%)*	Possible Points (Weight)	Provider Points Earned
OPM Monitoring Reviews				
Annual Comprehensive Reviews	90%	98%	25	24.43
Safety Reviews	96%	97%	15	14.58
Monitoring Sub-Total			40	39.01
CCI Safety Outcomes				
Incidence of Maltreatment	0.15%	No Substantiated Reports	10	10.00
Staff Training	78%	100%	4	4.00
Safety Sub-Total			14	14.00
CCI Permanency Outcomes				
Placement Stability	91%	100%	15	15.00
Sibling Contacts	9%	100%	5	5.00
Permanency Sub-Total			20	20.00
CCI Well-Being Outcomes				
EPSDT Medical Visits	91%	100%	4	4.00
EPSDT Dental Visits	87%	100%	4	4.00
Academic Supports	82%	100%	4	4.00
Provider ECEM Visits	82%	100%	7	7.00
Provider General Contacts	80%	100%	7	7.00
Well-Being Sub-Total			26	26.00
*Performance calculation descriptions can be found in the FY 2016 RBWO PBP Measurements and Standards Guide.				

Monitoring & Outcomes: Possible Points = 100	Points Earned = 99.01
Score Before Incentives Credit	99.01%
Incentives Awarded	10.00 pts
PBP Verification	N/A pts
Total Score	109.01%

Provider/Program Name: Methodist Home for Children & Youth, The - STARS Program (753) - CCI



DHS, DFCS, Office of Provider Management
Performance-Based Placement Measures
RBWO Provider GA+SCORECARD - CCI



Report Quarter: Q3 FY2016

Program Census Information:		# Children in Care During Quarter: 7	# Placements During Quarter: 7	# Children in Care On Last Day: 6
CCI Incentive Credits	Avg Performance All CCIs (Points)	Provider Performance (%)*	Possible Points (Weight)	Provider Points Earned
Early EPSDT Medical Visits		100%	2	2.00
Early EPSDT Dental Visits		100%	2	2.00
Permanency Contacts		100%	5	5.00
Additional Academic Supports		100%	2	2.00
Active Agency Accreditation		100%	4	4.00
Staff Clinical Licensure		0%	5	0.00
Behavior Management (threshold = 0)		100%	4	4.00
Incentives Total	7.67		24	19.00
Maximum total combined incentive credit allowed is 10 points.			Incentives Awarded	10.00

*Performance calculation descriptions can be found in the FY 2016 RBWO PBP Measurements and Standards Guide.

Child Protective Services Investigations and Dispositions

The following investigations data, which is not used for scoring but is considered significant to a provider's performance, is from Georgia SHINES and is not considered final or complete until the end of the fiscal year.

Total Reports:	0
Number Screened In:	0
Number Screened Out:	0
Number Substantiated:	0
Number Unsubstantiated:	0
Number Active CPS Investigations:	0



DHS, DFCS, Office of Provider Management
Performance-Based Placement Measures
RBWO Provider GA+SCORECARD - CCI



Report Quarter: Q3 FY2016

Provider/Program Name: Morningstar Children and Family Services - Morningstar Youth Estate Center-Residential Program (764) - CCI

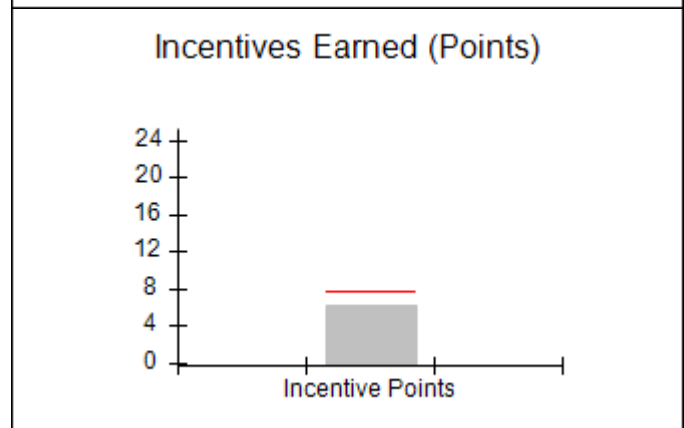
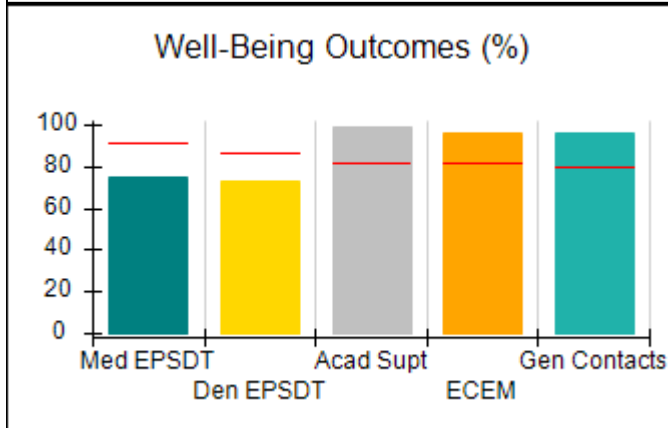
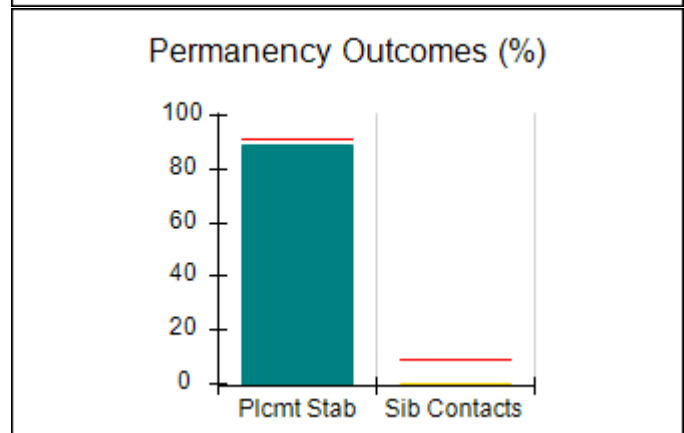
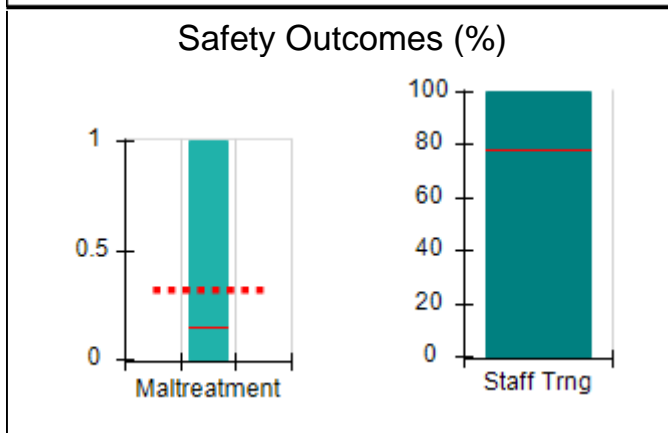
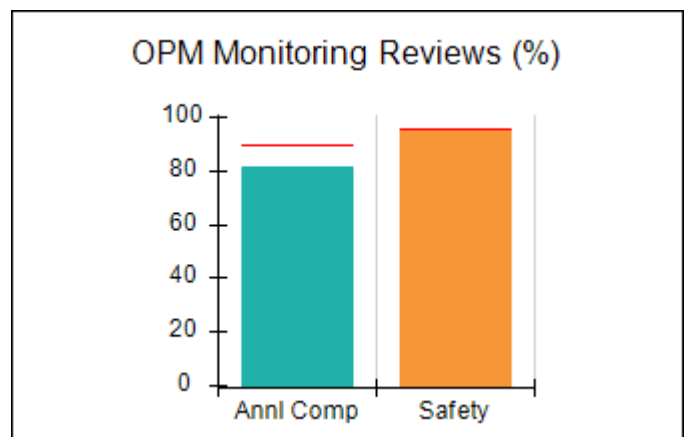
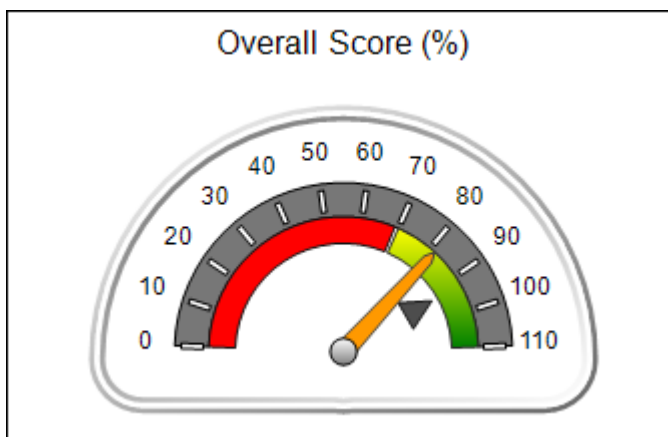
One Youth Estate Drive, Brunswick, GA 31525 Phone: 912-267-3700 Vendor ID# 35480	Quarterly Scores (Grades)		Current Quarter Score (Grade)
	Q1: 85.85 (B)	Q2: 78.93 (C+)	81.58%
	Q3: 81.58 (B-)	Q4: 100.74 (A+)	(B-)

Program Census Information:	# Children in Care During Quarter: 62	# Placements During Quarter: 62	# Children in Care On Last Day: 47
------------------------------------	--	--	---

Quarterly Provider Comparisons to All CCIs

■■■■■■■■ indicates MalTx Threshold

▼ ————— indicates average for all CCIs





DHS, DFCS, Office of Provider Management
Performance-Based Placement Measures
RBWO Provider GA+SCORECARD - CCI



Report Quarter: Q3 FY2016

Provider/Program Name: Morningstar Children and Family Services - Morningstar Youth Estate Center-Residential Program (764) - CCI

One Youth Estate Drive, Brunswick, GA 31525 Phone: 912-267-3700 Vendor ID# 35480	Quarterly Scores (Grades)		Current Quarter Score (Grade)
	Q1: 85.85 (B)	Q2: 78.93 (C+)	81.58%
	Q3: 81.58 (B-)	Q4: 100.74 (A+)	(B-)

Program Census Information:	# Children in Care During Quarter: 62	# Placements During Quarter: 62	# Children in Care On Last Day: 47
------------------------------------	--	--	---

	Avg Performance All CCIs (%)	Provider Performance (%)*	Possible Points (Weight)	Provider Points Earned
--	-------------------------------------	----------------------------------	---------------------------------	-------------------------------

OPM Monitoring Reviews

Annual Comprehensive Reviews	90%	81%	25	20.33
Safety Reviews	96%	96%	15	14.34
Monitoring Sub-Total			40	34.67

CCI Safety Outcomes

Incidence of Maltreatment	0.15%	1% 1 Substantiated Rpt	10	0.00
Staff Training	78%	100%	4	4.00
Safety Sub-Total			14	4.00

CCI Permanency Outcomes

Placement Stability	91%	89%	15	13.35
Sibling Contacts	9%	0%	5	0.00
Permanency Sub-Total			20	13.35

CCI Well-Being Outcomes

EPSDT Medical Visits	91%	75%	4	3.00
EPSDT Dental Visits	87%	73%	4	2.92
Academic Supports	82%	99%	4	3.96
Provider ECEM Visits	82%	96%	7	6.72
Provider General Contacts	80%	96%	7	6.72
Well-Being Sub-Total			26	23.32

*Performance calculation descriptions can be found in the FY 2016 RBWO PBP Measurements and Standards Guide.

Monitoring & Outcomes: Possible Points = 100		Points Earned = 75.34	
Score Before Incentives Credit		75.34%	
Incentives Awarded		6.24 pts	
PBP Verification		0.00 pts	
Total Score		81.58%	

Provider/Program Name: Morningstar Children and Family Services - Morningstar Youth Estate Center-Residential Program (764) - CCI



DHS, DFCS, Office of Provider Management
Performance-Based Placement Measures
RBWO Provider GA+SCORECARD - CCI



Report Quarter: Q3 FY2016

Program Census Information:		# Children in Care During Quarter: 62	# Placements During Quarter: 62	# Children in Care On Last Day: 47
CCI Incentive Credits	Avg Performance All CCIs (Points)	Provider Performance (%)*	Possible Points (Weight)	Provider Points Earned
Early EPSDT Medical Visits		48%	2	0.96
Early EPSDT Dental Visits		52%	2	1.04
Permanency Contacts		44%	5	2.20
Additional Academic Supports		2%	2	0.04
Active Agency Accreditation		50%	4	2.00
Staff Clinical Licensure		0%	5	0.00
Behavior Management (threshold = 0)		0%	4	0.00
Incentives Total	7.67		24	6.24
Maximum total combined incentive credit allowed is 10 points.			Incentives Awarded	6.24

*Performance calculation descriptions can be found in the FY 2016 RBWO PBP Measurements and Standards Guide.

Child Protective Services Investigations and Dispositions		
The following investigations data, which is not used for scoring but is considered significant to a provider's performance, is from Georgia SHINES and is not considered final or complete until the end of the fiscal year.		
Total Reports:	0	
Number Screened In:	0	
Number Screened Out:	0	
Number Substantiated:	1	
Number Unsubstantiated:	0	
Number Active CPS Investigations:	-1	



DHS, DFCS, Office of Provider Management
Performance-Based Placement Measures
RBWO Provider GA+SCORECARD - CCI
Report Quarter: Q3 FY2016



Provider/Program Name: Mountain Top Boys' Home, Inc. - (888) - CCI

Route 136, Sugar Valley, GA 30746

Phone: 706-397-8223

Vendor ID# 35481

Quarterly Scores (Grades)

Current Quarter Score (Grade)

Q1: 82.63 (B-)

Q2: 87.78 (B+)

82.95%

Q3: 82.95 (B-)

Q4: 86.16 (B)

(B-)

Program Census Information:

Children in Care During Quarter: 12

Placements During Quarter: 12

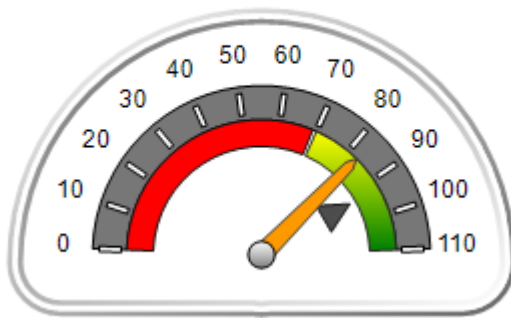
Children in Care On Last Day: 11

Quarterly Provider Comparisons to All CCIs

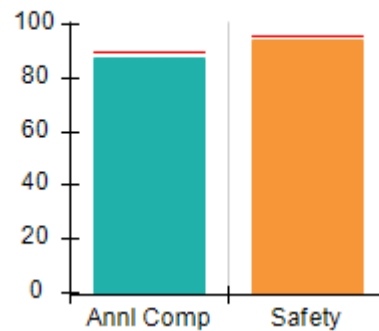
■■■■■■■■ indicates MalTx Threshold

▼ — indicates average for all CCIs

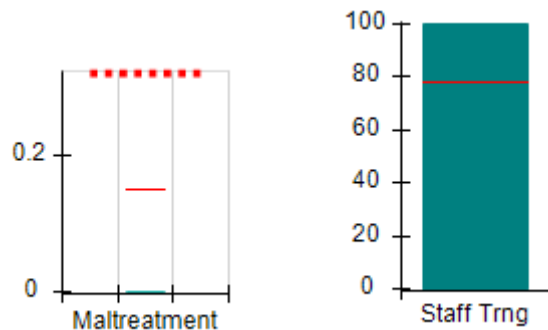
Overall Score (%)



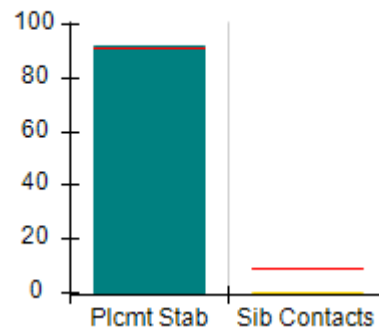
OPM Monitoring Reviews (%)



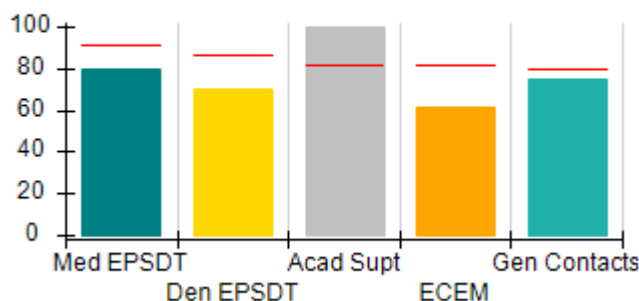
Safety Outcomes (%)



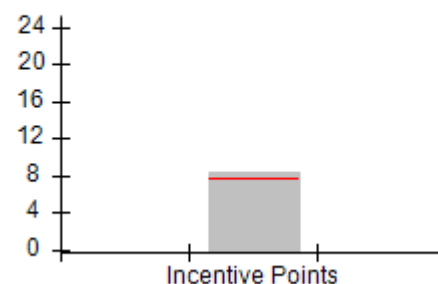
Permanency Outcomes (%)



Well-Being Outcomes (%)



Incentives Earned (Points)





DHS, DFCS, Office of Provider Management
Performance-Based Placement Measures
RBWO Provider GA+SCORECARD - CCI
Report Quarter: Q3 FY2016



Provider/Program Name: Mountain Top Boys' Home, Inc. - (888) - CCI				
Route 136, Sugar Valley, GA 30746 Phone: 706-397-8223 Vendor ID# 35481		Quarterly Scores (Grades)		Current Quarter Score (Grade)
		Q1: 82.63 (B-)	Q2: 87.78 (B+)	82.95% (B-)
		Q3: 82.95 (B-)	Q4: 86.16 (B)	
Program Census Information:		# Children in Care During Quarter: 12	# Placements During Quarter: 12	# Children in Care On Last Day: 11
	Avg Performance All CCIs (%)	Provider Performance (%)*	Possible Points (Weight)	Provider Points Earned
OPM Monitoring Reviews				
Annual Comprehensive Reviews	90%	87%	25	21.83
Safety Reviews	96%	94%	15	14.12
Monitoring Sub-Total			40	35.95
CCI Safety Outcomes				
Incidence of Maltreatment	0.15%	No Substantiated Reports	10	10.00
Staff Training	78%	100%	4	4.00
Safety Sub-Total			14	14.00
CCI Permanency Outcomes				
Placement Stability	91%	92%	15	13.80
Sibling Contacts	9%	0%	5	0.00
Permanency Sub-Total			20	13.80
CCI Well-Being Outcomes				
EPSDT Medical Visits	91%	80%	4	3.20
EPSDT Dental Visits	87%	70%	4	2.80
Academic Supports	82%	100%	4	4.00
Provider ECEM Visits	82%	61%	7	4.27
Provider General Contacts	80%	75%	7	5.25
Well-Being Sub-Total			26	19.52
*Performance calculation descriptions can be found in the FY 2016 RBWO PBP Measurements and Standards Guide.				

Monitoring & Outcomes: Possible Points = 100		Points Earned = 83.27	
Score Before Incentives Credit			83.27%
Incentives Awarded			8.28 pts
PBP Verification			-8.60 pts
Total Score			82.95%

Provider/Program Name: Mountain Top Boys' Home, Inc. - (888) - CCI



DHS, DFCS, Office of Provider Management
Performance-Based Placement Measures
RBWO Provider GA+SCORECARD - CCI



Report Quarter: Q3 FY2016

Program Census Information:		# Children in Care During Quarter: 12	# Placements During Quarter: 12	# Children in Care On Last Day: 11
CCI Incentive Credits	Avg Performance All CCIs (Points)	Provider Performance (%)*	Possible Points (Weight)	Provider Points Earned
Early EPSDT Medical Visits		60%	2	1.20
Early EPSDT Dental Visits		57%	2	1.14
Permanency Contacts		0%	5	0.00
Additional Academic Supports		97%	2	1.94
Active Agency Accreditation		0%	4	0.00
Staff Clinical Licensure		0%	5	0.00
Behavior Management (threshold = 0)		100%	4	4.00
Incentives Total	7.67		24	8.28
Maximum total combined incentive credit allowed is 10 points.			Incentives Awarded	8.28

*Performance calculation descriptions can be found in the FY 2016 RBWO PBP Measurements and Standards Guide.

Child Protective Services Investigations and Dispositions		
The following investigations data, which is not used for scoring but is considered significant to a provider's performance, is from Georgia SHINES and is not considered final or complete until the end of the fiscal year.		
Total Reports:	0	
Number Screened In:	0	
Number Screened Out:	0	
Number Substantiated:	0	
Number Unsubstantiated:	0	
Number Active CPS Investigations:	0	



DHS, DFCS, Office of Provider Management
Performance-Based Placement Measures
RBWO Provider GA+SCORECARD - CCI
Report Quarter: Q3 FY2016



Provider/Program Name: Murphy-Harpst Children's Centers - (770) - CCI

740 Fletcher St., Cedartown, GA 30125

Phone: 770-748-1500

Vendor ID# 35484

Quarterly Scores (Grades)

Current Quarter Score (Grade)

Q1: 92.13 (A-)

Q2: 102.94 (A+)

97.50%

Q3: 97.50 (A+)

Q4: 104.62 (A+)

(A+)

Program Census Information:

Children in Care During Quarter: 69

Placements During Quarter: 69

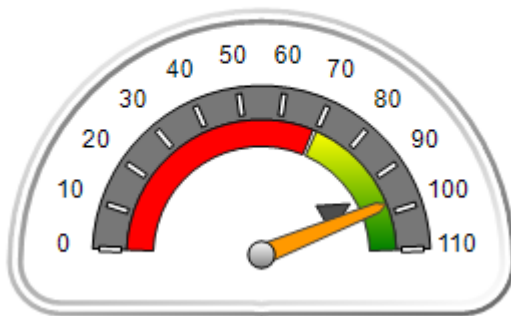
Children in Care On Last Day: 51

Quarterly Provider Comparisons to All CCIs

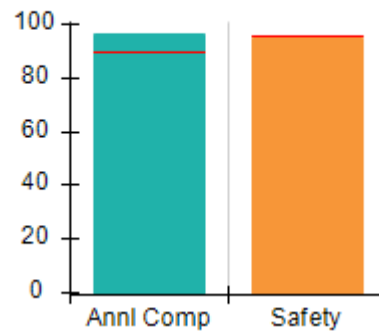
■■■■■■■■ indicates MalTx Threshold

▼ indicates average for all CCIs

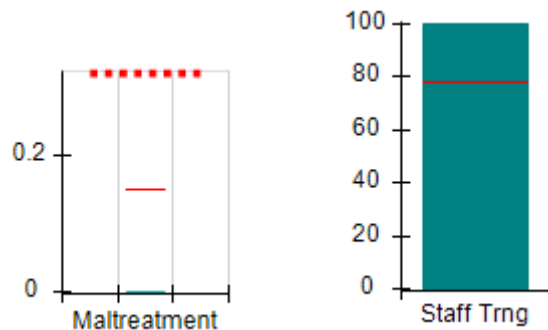
Overall Score (%)



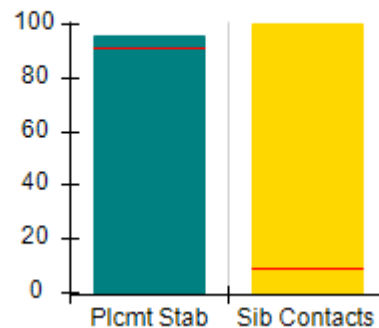
OPM Monitoring Reviews (%)



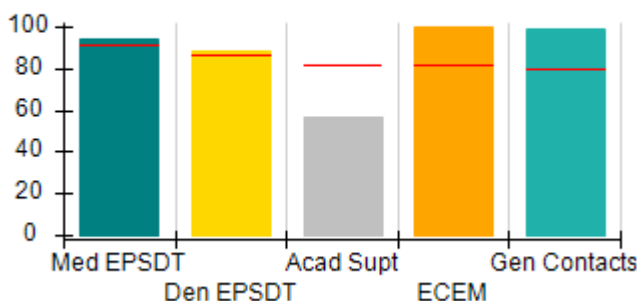
Safety Outcomes (%)



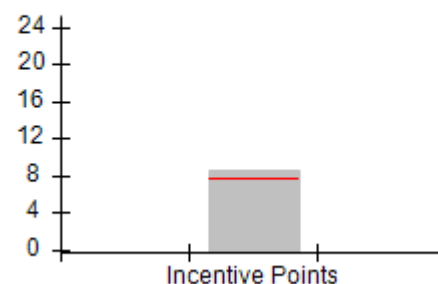
Permanency Outcomes (%)



Well-Being Outcomes (%)



Incentives Earned (Points)





DHS, DFCS, Office of Provider Management
Performance-Based Placement Measures
RBWO Provider GA+SCORECARD - CCI
Report Quarter: Q3 FY2016



Provider/Program Name: Murphy-Harpst Children's Centers - (770) - CCI

740 Fletcher St., Cedartown, GA 30125 Phone: 770-748-1500 Vendor ID# 35484	Quarterly Scores (Grades)		Current Quarter Score (Grade)
	Q1: 92.13 (A-)	Q2: 102.94 (A+)	97.50%
	Q3: 97.50 (A+)	Q4: 104.62 (A+)	(A+)

Program Census Information:	# Children in Care During Quarter: 69	# Placements During Quarter: 69	# Children in Care On Last Day: 51
-----------------------------	---------------------------------------	---------------------------------	------------------------------------

	Avg Performance All CCIs (%)	Provider Performance (%)*	Possible Points (Weight)	Provider Points Earned
--	-------------------------------------	----------------------------------	---------------------------------	-------------------------------

OPM Monitoring Reviews

Annual Comprehensive Reviews	90%	97%	25	24.17
Safety Reviews	96%	95%	15	14.29
Monitoring Sub-Total			40	38.46

CCI Safety Outcomes

Incidence of Maltreatment	0.15%	No Substantiated Reports	10	10.00
Staff Training	78%	100%	4	4.00
Safety Sub-Total			14	14.00

CCI Permanency Outcomes

Placement Stability	91%	96%	15	14.40
Sibling Contacts	9%	100%	5	5.00
Permanency Sub-Total			20	19.40

CCI Well-Being Outcomes

EPSDT Medical Visits	91%	94%	4	3.76
EPSDT Dental Visits	87%	88%	4	3.52
Academic Supports	82%	57%	4	2.28
Provider ECEM Visits	82%	100%	7	7.00
Provider General Contacts	80%	99%	7	6.93
Well-Being Sub-Total			26	23.49

*Performance calculation descriptions can be found in the FY 2016 RBWO PBP Measurements and Standards Guide.

Monitoring & Outcomes: Possible Points = 100		Points Earned = 95.35	
Score Before Incentives Credit		95.35%	
Incentives Awarded		8.67 pts	
PBP Verification		-6.52 pts	
Total Score		97.50%	

Provider/Program Name: Murphy-Harpst Children's Centers - (770) - CCI



DHS, DFCS, Office of Provider Management
Performance-Based Placement Measures
RBWO Provider GA+SCORECARD - CCI



Report Quarter: Q3 FY2016

Program Census Information:		# Children in Care During Quarter: 69	# Placements During Quarter: 69	# Children in Care On Last Day: 51
CCI Incentive Credits	Avg Performance All CCIs (Points)	Provider Performance (%)*	Possible Points (Weight)	Provider Points Earned
Early EPSDT Medical Visits		79%	2	1.58
Early EPSDT Dental Visits		60%	2	1.20
Permanency Contacts		67%	5	3.35
Additional Academic Supports		2%	2	0.04
Active Agency Accreditation		50%	4	2.00
Staff Clinical Licensure		10%	5	0.50
Behavior Management (threshold = 0)		0%	4	0.00
Incentives Total	7.67		24	8.67
Maximum total combined incentive credit allowed is 10 points.			Incentives Awarded	8.67
*Performance calculation descriptions can be found in the FY 2016 RBWO PBP Measurements and Standards Guide.				

Child Protective Services Investigations and Dispositions		
The following investigations data, which is not used for scoring but is considered significant to a provider's performance, is from Georgia SHINES and is not considered final or complete until the end of the fiscal year.		
Total Reports:	8	
Number Screened In:	0	
Number Screened Out:	8	
Number Substantiated:	0	
Number Unsubstantiated:	0	
Number Active CPS Investigations:	0	



DHS, DFCS, Office of Provider Management
Performance-Based Placement Measures
RBWO Provider GA+SCORECARD - CCI
Report Quarter: Q3 FY2016



Provider/Program Name: North Georgia Angel House - (925) - CCI

2260 Sam Nelson Road, Canton, GA 30114

Phone: 770 479-9555

Vendor ID# 35513

Quarterly Scores (Grades)

Q1: 92.25 (A-)

Q2: 104.95 (A+)

Q3: 104.30 (A+)

Q4: 104.51 (A+)

Current Quarter Score (Grade)

104.30%

(A+)

Program Census Information:

Children in Care During
Quarter: 25

Placements During
Quarter: 25

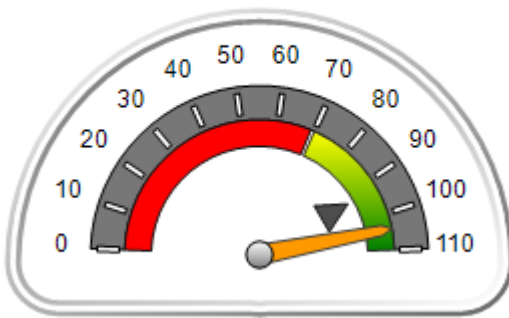
Children in Care On Last
Day: 15

Quarterly Provider Comparisons to All CCIs

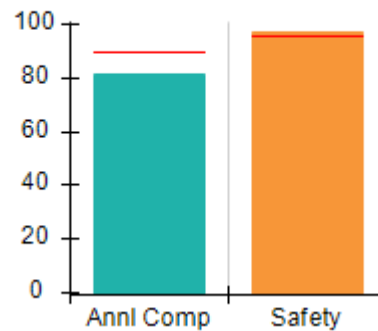
■■■■■■■■ indicates MalTx Threshold

▼ indicates average for all CCIs

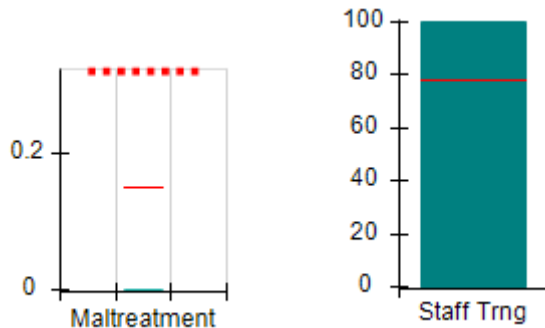
Overall Score (%)



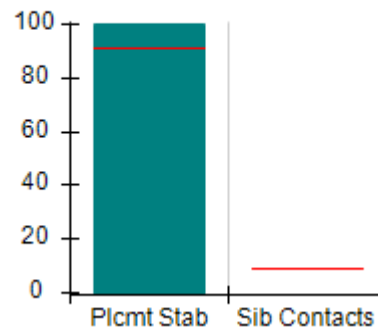
OPM Monitoring Reviews (%)



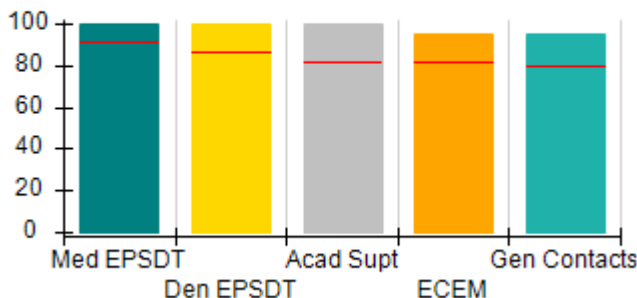
Safety Outcomes (%)



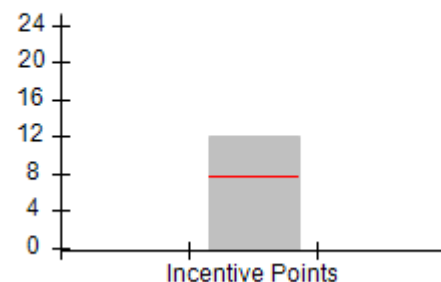
Permanency Outcomes (%)



Well-Being Outcomes (%)



Incentives Earned (Points)





DHS, DFCS, Office of Provider Management
Performance-Based Placement Measures
RBWO Provider GA+SCORECARD - CCI
Report Quarter: Q3 FY2016



Provider/Program Name: North Georgia Angel House - (925) - CCI

2260 Sam Nelson Road, Canton, GA 30114 Phone: 770 479-9555 Vendor ID# 35513	Quarterly Scores (Grades)		Current Quarter Score (Grade)
	Q1: 92.25 (A-)	Q2: 104.95 (A+)	104.30%
	Q3: 104.30 (A+)	Q4: 104.51 (A+)	(A+)

Program Census Information:	# Children in Care During Quarter: 25	# Placements During Quarter: 25	# Children in Care On Last Day: 15
------------------------------------	--	--	---

	Avg Performance All CCIs (%)	Provider Performance (%)*	Possible Points (Weight)	Provider Points Earned
--	-------------------------------------	----------------------------------	---------------------------------	-------------------------------

OPM Monitoring Reviews

Annual Comprehensive Reviews	90%	81%	25	20.36
Safety Reviews	96%	98%	15	14.64
Monitoring Sub-Total			40	35.00

CCI Safety Outcomes

Incidence of Maltreatment	0.15%	No Substantiated Reports	10	10.00
Staff Training	78%	100%	4	4.00
Safety Sub-Total			14	14.00

CCI Permanency Outcomes

Placement Stability	91%	100%	20	20.00
Sibling Contacts	9%	None Planned		
Permanency Sub-Total			20	20.00

CCI Well-Being Outcomes

EPSDT Medical Visits	91%	100%	4	4.00
EPSDT Dental Visits	87%	100%	4	4.00
Academic Supports	82%	100%	4	4.00
Provider ECEM Visits	82%	95%	7	6.65
Provider General Contacts	80%	95%	7	6.65
Well-Being Sub-Total			26	25.30

*Performance calculation descriptions can be found in the FY 2016 RBWO PBP Measurements and Standards Guide.

Monitoring & Outcomes: Possible Points = 100		Points Earned = 94.30	
Score Before Incentives Credit		94.30%	
Incentives Awarded		10.00 pts	
PBP Verification		N/A pts	
Total Score		104.30%	

Provider/Program Name: North Georgia Angel House - (925) - CCI



DHS, DFCS, Office of Provider Management
Performance-Based Placement Measures
RBWO Provider GA+SCORECARD - CCI



Report Quarter: Q3 FY2016

Program Census Information:		# Children in Care During Quarter: 25	# Placements During Quarter: 25	# Children in Care On Last Day: 15
CCI Incentive Credits	Avg Performance All CCIs (Points)	Provider Performance (%)*	Possible Points (Weight)	Provider Points Earned
Early EPSDT Medical Visits		100%	2	2.00
Early EPSDT Dental Visits		100%	2	2.00
Permanency Contacts		None Planned	5	
Additional Academic Supports		98%	2	1.96
Active Agency Accreditation		50%	4	2.00
Staff Clinical Licensure		0%	5	0.00
Behavior Management (threshold = 0)		100%	4	4.00
Incentives Total	7.67		24	11.96
Maximum total combined incentive credit allowed is 10 points.			Incentives Awarded	10.00

*Performance calculation descriptions can be found in the FY 2016 RBWO PBP Measurements and Standards Guide.

Child Protective Services Investigations and Dispositions		
The following investigations data, which is not used for scoring but is considered significant to a provider's performance, is from Georgia SHINES and is not considered final or complete until the end of the fiscal year.		
Total Reports:	1	
Number Screened In:	1	
Number Screened Out:	0	
Number Substantiated:	0	
Number Unsubstantiated:	1	
Number Active CPS Investigations:	0	



DHS, DFCS, Office of Provider Management
Performance-Based Placement Measures
RBWO Provider GA+SCORECARD - CCI
 Report Quarter: Q3 FY2016



Provider/Program Name: Northwest Georgia Girls Home - (779) - CCI

508 Chattanooga Ave., Dalton, GA 30722

Phone: 706-226-4862

Vendor ID# 35516

Quarterly Scores (Grades)

Q1: 95.12 (A)

Q2: 90.62 (A-)

Q3: 87.91 (B+)

Q4: 94.80 (A)

Current Quarter Score (Grade)

87.91%

(B+)

Program Census Information:

Children in Care During Quarter: 8

Placements During Quarter: 8

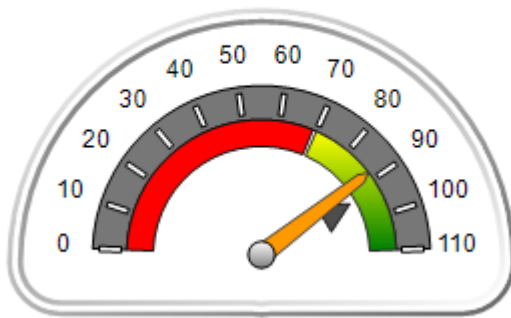
Children in Care On Last Day: 8

Quarterly Provider Comparisons to All CCIs

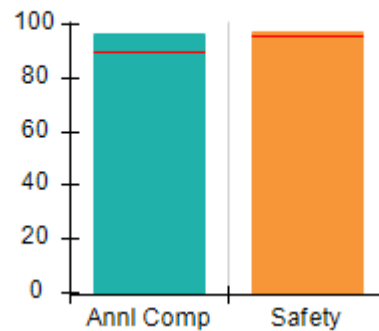
■■■■■■■■ indicates MalTx Threshold

▼ indicates average for all CCIs

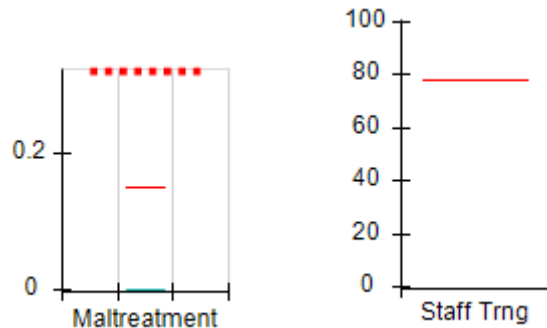
Overall Score (%)



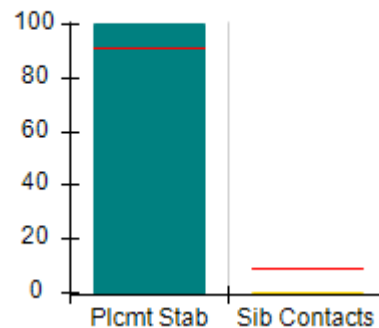
OPM Monitoring Reviews (%)



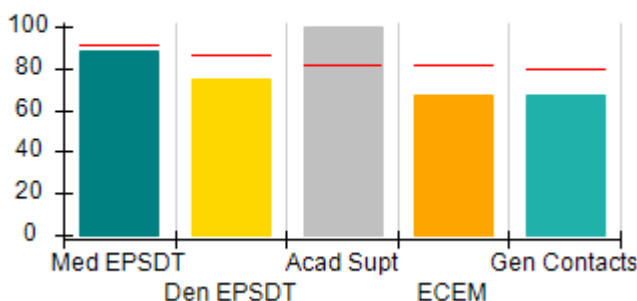
Safety Outcomes (%)



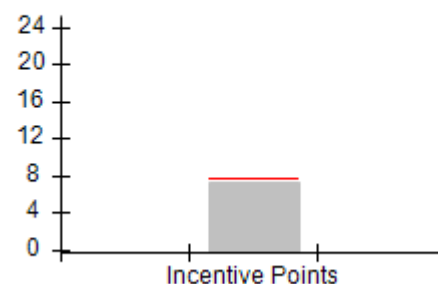
Permanency Outcomes (%)



Well-Being Outcomes (%)



Incentives Earned (Points)





DHS, DFCS, Office of Provider Management
Performance-Based Placement Measures
RBWO Provider GA+SCORECARD - CCI
Report Quarter: Q3 FY2016



Provider/Program Name: Northwest Georgia Girls Home - (779) - CCI

508 Chattanooga Ave., Dalton, GA 30722 Phone: 706-226-4862 Vendor ID# 35516	Quarterly Scores (Grades)		Current Quarter Score (Grade)
	Q1: 95.12 (A)	Q2: 90.62 (A-)	87.91%
	Q3: 87.91 (B+)	Q4: 94.80 (A)	(B+)

Program Census Information:	# Children in Care During Quarter: 8	# Placements During Quarter: 8	# Children in Care On Last Day: 8
-----------------------------	--------------------------------------	--------------------------------	-----------------------------------

	Avg Performance All CCIs (%)	Provider Performance (%)*	Possible Points (Weight)	Provider Points Earned
--	-------------------------------------	----------------------------------	---------------------------------	-------------------------------

OPM Monitoring Reviews

Annual Comprehensive Reviews	90%	96%	25	24.08
Safety Reviews	96%	97%	15	14.54
Monitoring Sub-Total			40	38.63

CCI Safety Outcomes

Incidence of Maltreatment	0.15%	No Substantiated Reports	14	14.00
Staff Training	78%	Not Eligible		
Safety Sub-Total			14	14.00

CCI Permanency Outcomes

Placement Stability	91%	100%	15	15.00
Sibling Contacts	9%	0%	5	0.00
Permanency Sub-Total			20	15.00

CCI Well-Being Outcomes

EPSDT Medical Visits	91%	88%	4	3.52
EPSDT Dental Visits	87%	75%	4	3.00
Academic Supports	82%	100%	4	4.00
Provider ECEM Visits	82%	67%	7	4.69
Provider General Contacts	80%	67%	7	4.69
Well-Being Sub-Total			26	19.90

*Performance calculation descriptions can be found in the FY 2016 RBWO PBP Measurements and Standards Guide.

Monitoring & Outcomes: Possible Points = 100		Points Earned = 87.53	
Score Before Incentives Credit		87.53%	
Incentives Awarded		7.24 pts	
PBP Verification		-6.86 pts	
Total Score		87.91%	

Provider/Program Name: Northwest Georgia Girls Home - (779) - CCI



DHS, DFCS, Office of Provider Management
Performance-Based Placement Measures
RBWO Provider GA+SCORECARD - CCI



Report Quarter: Q3 FY2016

Program Census Information:		# Children in Care During Quarter: 8	# Placements During Quarter: 8	# Children in Care On Last Day: 8
CCI Incentive Credits	Avg Performance All CCIs (Points)	Provider Performance (%)*	Possible Points (Weight)	Provider Points Earned
Early EPSDT Medical Visits		67%	2	1.34
Early EPSDT Dental Visits		33%	2	0.66
Permanency Contacts		0%	5	0.00
Additional Academic Supports		62%	2	1.24
Active Agency Accreditation		0%	4	0.00
Staff Clinical Licensure		0%	5	0.00
Behavior Management (threshold = 0)		100%	4	4.00
Incentives Total	7.67		24	7.24
Maximum total combined incentive credit allowed is 10 points.			Incentives Awarded	7.24

*Performance calculation descriptions can be found in the FY 2016 RBWO PBP Measurements and Standards Guide.

Child Protective Services Investigations and Dispositions		
The following investigations data, which is not used for scoring but is considered significant to a provider's performance, is from Georgia SHINES and is not considered final or complete until the end of the fiscal year.		
Total Reports:	0	
Number Screened In:	0	
Number Screened Out:	0	
Number Substantiated:	0	
Number Unsubstantiated:	0	
Number Active CPS Investigations:	0	



DHS, DFCS, Office of Provider Management
Performance-Based Placement Measures
RBWO Provider GA+SCORECARD - CCI
Report Quarter: Q3 FY2016



Provider/Program Name: Open Arms - Bridge I - Miller Rd. (787) - CCI

162 Miller Rd., Leesburg, GA 31763

Phone: 229-431-1121

Vendor ID# 35530

Quarterly Scores (Grades)

Current Quarter Score (Grade)

Q1: 91.22 (A-)

Q2: 104.10 (A+)

89.95%

Q3: 89.95 (B+)

Q4: 90.11 (A-)

(B+)

Program Census Information:

Children in Care During Quarter: 11

Placements During Quarter: 11

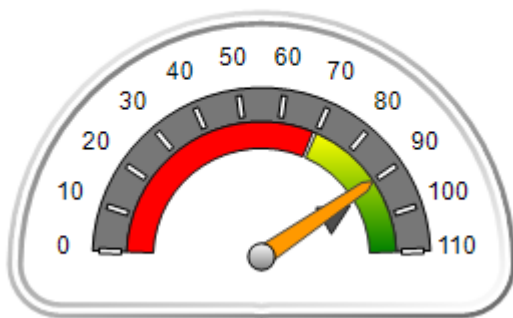
Children in Care On Last Day: 11

Quarterly Provider Comparisons to All CCIs

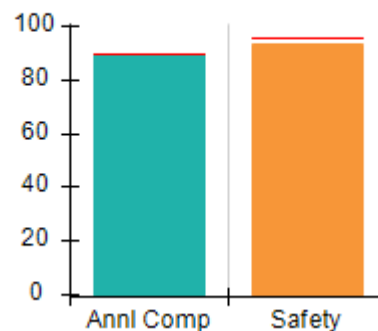
■■■■■■■■ indicates MalTx Threshold

▼ ————— indicates average for all CCIs

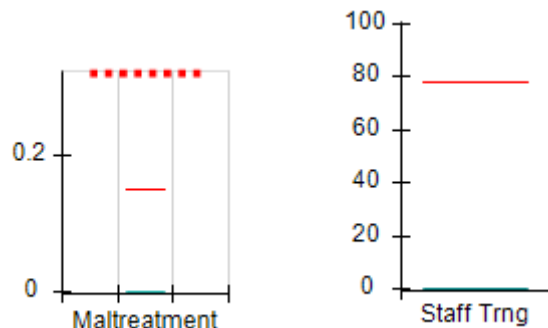
Overall Score (%)



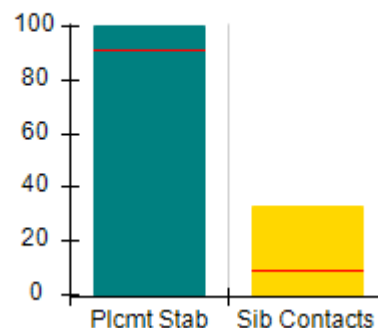
OPM Monitoring Reviews (%)



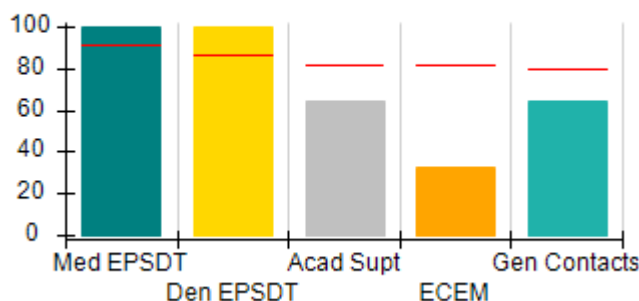
Safety Outcomes (%)



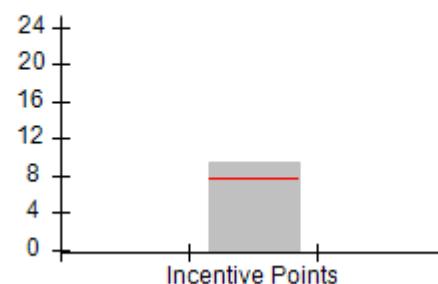
Permanency Outcomes (%)



Well-Being Outcomes (%)



Incentives Earned (Points)





DHS, DFCS, Office of Provider Management
Performance-Based Placement Measures
RBWO Provider GA+SCORECARD - CCI
Report Quarter: Q3 FY2016



Provider/Program Name: Open Arms - Bridge I - Miller Rd. (787) - CCI

162 Miller Rd., Leesburg, GA 31763 Phone: 229-431-1121 Vendor ID# 35530	Quarterly Scores (Grades)		Current Quarter Score (Grade)
	Q1: 91.22 (A-)	Q2: 104.10 (A+)	89.95%
	Q3: 89.95 (B+)	Q4: 90.11 (A-)	(B+)

Program Census Information:	# Children in Care During Quarter: 11	# Placements During Quarter: 11	# Children in Care On Last Day: 11
-----------------------------	---------------------------------------	---------------------------------	------------------------------------

	Avg Performance All CCIs (%)	Provider Performance (%)*	Possible Points (Weight)	Provider Points Earned
--	-------------------------------------	----------------------------------	---------------------------------	-------------------------------

OPM Monitoring Reviews

Annual Comprehensive Reviews	90%	90%	25	22.42
Safety Reviews	96%	94%	15	14.07
Monitoring Sub-Total			40	36.49

CCI Safety Outcomes

Incidence of Maltreatment	0.15%	No Substantiated Reports	10	10.00
Staff Training	78%	0%	4	0.00
Safety Sub-Total			14	10.00

CCI Permanency Outcomes

Placement Stability	91%	100%	15	15.00
Sibling Contacts	9%	33%	5	1.65
Permanency Sub-Total			20	16.65

CCI Well-Being Outcomes

EPSDT Medical Visits	91%	100%	4	4.00
EPSDT Dental Visits	87%	100%	4	4.00
Academic Supports	82%	64%	4	2.56
Provider ECEM Visits	82%	33%	7	2.31
Provider General Contacts	80%	64%	7	4.48
Well-Being Sub-Total			26	17.35

*Performance calculation descriptions can be found in the FY 2016 RBWO PBP Measurements and Standards Guide.

Monitoring & Outcomes: Possible Points = 100		Points Earned = 80.49	
Score Before Incentives Credit		80.49%	
Incentives Awarded		9.46 pts	
PBP Verification		N/A pts	
Total Score		89.95%	

Provider/Program Name: Open Arms - Bridge I - Miller Rd. (787) - CCI



DHS, DFCS, Office of Provider Management
Performance-Based Placement Measures
RBWO Provider GA+SCORECARD - CCI



Report Quarter: Q3 FY2016

Program Census Information:		# Children in Care During Quarter: 11	# Placements During Quarter: 11	# Children in Care On Last Day: 11
CCI Incentive Credits	Avg Performance All CCIs (Points)	Provider Performance (%)*	Possible Points (Weight)	Provider Points Earned
Early EPSDT Medical Visits		100%	2	2.00
Early EPSDT Dental Visits		43%	2	0.86
Permanency Contacts		52%	5	2.60
Additional Academic Supports		0%	2	0.00
Active Agency Accreditation		0%	4	0.00
Staff Clinical Licensure		0%	5	0.00
Behavior Management (threshold = 0)		100%	4	4.00
Incentives Total	7.67		24	9.46
Maximum total combined incentive credit allowed is 10 points.			Incentives Awarded	9.46
*Performance calculation descriptions can be found in the FY 2016 RBWO PBP Measurements and Standards Guide.				

Child Protective Services Investigations and Dispositions		
The following investigations data, which is not used for scoring but is considered significant to a provider's performance, is from Georgia SHINES and is not considered final or complete until the end of the fiscal year.		
Total Reports:	0	
Number Screened In:	0	
Number Screened Out:	0	
Number Substantiated:	0	
Number Unsubstantiated:	0	
Number Active CPS Investigations:	0	



DHS, DFCS, Office of Provider Management
Performance-Based Placement Measures
RBWO Provider GA+SCORECARD - CCI



Report Quarter: Q3 FY2016

Provider/Program Name: Open Arms Children's Network - dba Ordered Steps Home for Girls (4320) - CCI

896 Bryant Still Road, Brooklet, GA 30415

Phone: 912-823-2016

Vendor ID# 80481

Quarterly Scores (Grades)

Current Quarter Score (Grade)

Q1: 107.24 (A+)

Q2: 102.33 (A+)

106.94%

Q3: 106.94 (A+)

Q4: 105.44 (A+)

(A+)

Program Census Information:

Children in Care During Quarter: 6

Placements During Quarter: 6

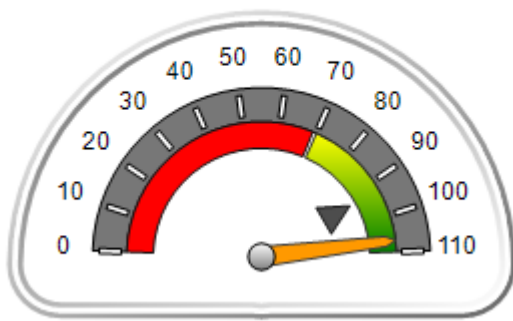
Children in Care On Last Day: 5

Quarterly Provider Comparisons to All CCIs

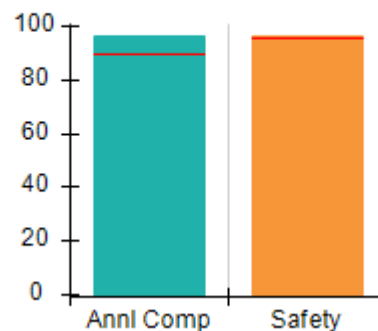
■■■■■■■■ indicates MalTx Threshold

▼ indicates average for all CCIs

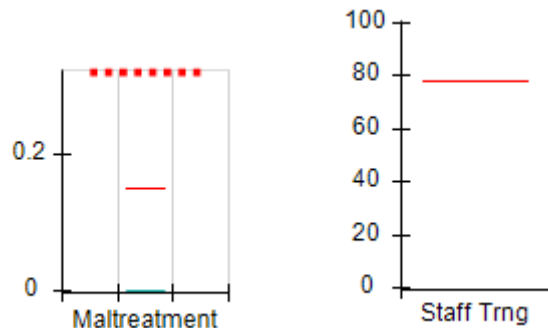
Overall Score (%)



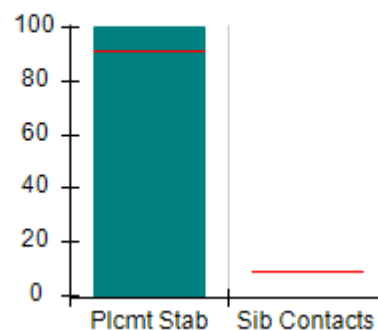
OPM Monitoring Reviews (%)



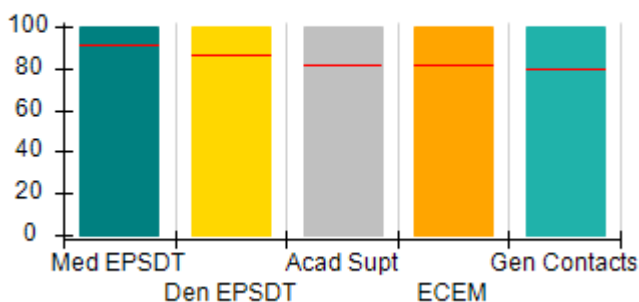
Safety Outcomes (%)



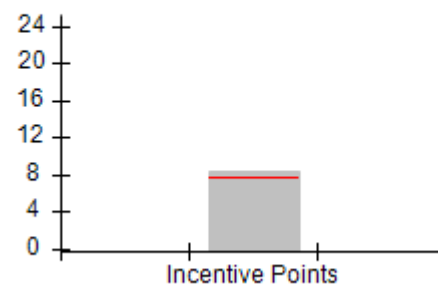
Permanency Outcomes (%)



Well-Being Outcomes (%)



Incentives Earned (Points)





DHS, DFCS, Office of Provider Management
Performance-Based Placement Measures
RBWO Provider GA+SCORECARD - CCI



Report Quarter: Q3 FY2016

Provider/Program Name: Open Arms Children's Network - dba Ordered Steps Home for Girls (4320) - CCI

896 Bryant Still Road, Brooklet, GA 30415 Phone: 912-823-2016 Vendor ID# 80481	Quarterly Scores (Grades)		Current Quarter Score (Grade)
	Q1: 107.24 (A+)	Q2: 102.33 (A+)	106.94%
	Q3: 106.94 (A+)	Q4: 105.44 (A+)	(A+)

Program Census Information:	# Children in Care During Quarter: 6	# Placements During Quarter: 6	# Children in Care On Last Day: 5
-----------------------------	--------------------------------------	--------------------------------	-----------------------------------

	Avg Performance All CCIs (%)	Provider Performance (%)*	Possible Points (Weight)	Provider Points Earned
--	-------------------------------------	----------------------------------	---------------------------------	-------------------------------

OPM Monitoring Reviews

Annual Comprehensive Reviews	90%	97%	25	24.14
Safety Reviews	96%	97%	15	14.50
Monitoring Sub-Total			40	38.64

CCI Safety Outcomes

Incidence of Maltreatment	0.15%	No Substantiated Reports	14	14.00
Staff Training	78%	Not Eligible		
Safety Sub-Total			14	14.00

CCI Permanency Outcomes

Placement Stability	91%	100%	20	20.00
Sibling Contacts	9%	None Planned		
Permanency Sub-Total			20	20.00

CCI Well-Being Outcomes

EPSDT Medical Visits	91%	100%	4	4.00
EPSDT Dental Visits	87%	100%	4	4.00
Academic Supports	82%	100%	4	4.00
Provider ECEM Visits	82%	100%	7	7.00
Provider General Contacts	80%	100%	7	7.00
Well-Being Sub-Total			26	26.00

*Performance calculation descriptions can be found in the FY 2016 RBWO PBP Measurements and Standards Guide.

Monitoring & Outcomes: Possible Points = 100		Points Earned = 98.64	
Score Before Incentives Credit			98.64%
Incentives Awarded			8.30 pts
PBP Verification			N/A pts
Total Score			106.94%

Provider/Program Name: Open Arms Children's Network - dba Ordered Steps Home for Girls (4320) - CCI



DHS, DFCS, Office of Provider Management
Performance-Based Placement Measures
RBWO Provider GA+SCORECARD - CCI



Report Quarter: Q3 FY2016

Program Census Information:		# Children in Care During Quarter: 6	# Placements During Quarter: 6	# Children in Care On Last Day: 5
CCI Incentive Credits	Avg Performance All CCIs (Points)	Provider Performance (%)*	Possible Points (Weight)	Provider Points Earned
Early EPSDT Medical Visits		100%	2	2.00
Early EPSDT Dental Visits		100%	2	2.00
Permanency Contacts		None Planned	5	
Additional Academic Supports		15%	2	0.30
Active Agency Accreditation		0%	4	0.00
Staff Clinical Licensure		0%	5	0.00
Behavior Management (threshold = 0)		100%	4	4.00
Incentives Total	7.67		24	8.30
Maximum total combined incentive credit allowed is 10 points.			Incentives Awarded	8.30

*Performance calculation descriptions can be found in the FY 2016 RBWO PBP Measurements and Standards Guide.

Child Protective Services Investigations and Dispositions		
The following investigations data, which is not used for scoring but is considered significant to a provider's performance, is from Georgia SHINES and is not considered final or complete until the end of the fiscal year.		
Total Reports:	0	
Number Screened In:	0	
Number Screened Out:	0	
Number Substantiated:	0	
Number Unsubstantiated:	0	
Number Active CPS Investigations:	0	



DHS, DFCS, Office of Provider Management
Performance-Based Placement Measures
RBWO Provider GA+SCORECARD - CCI



Report Quarter: Q3 FY2016

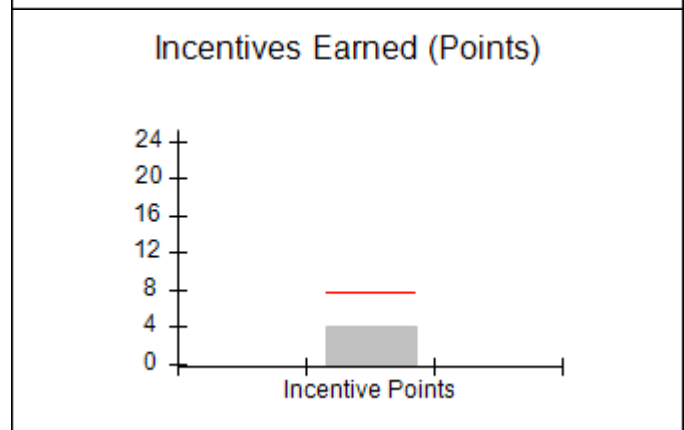
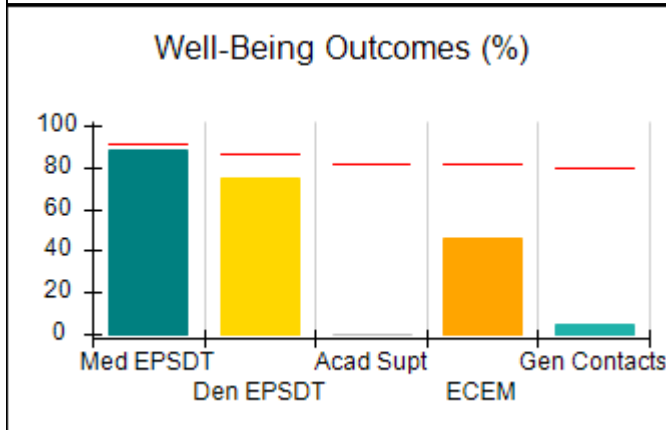
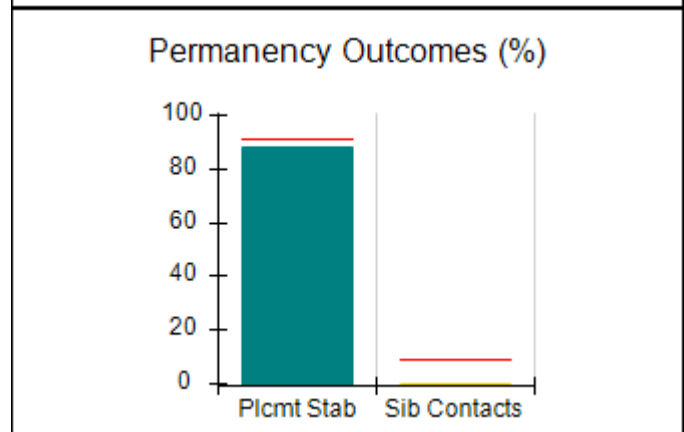
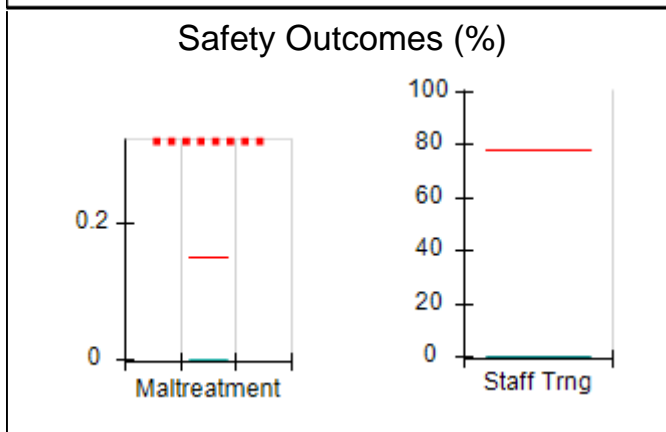
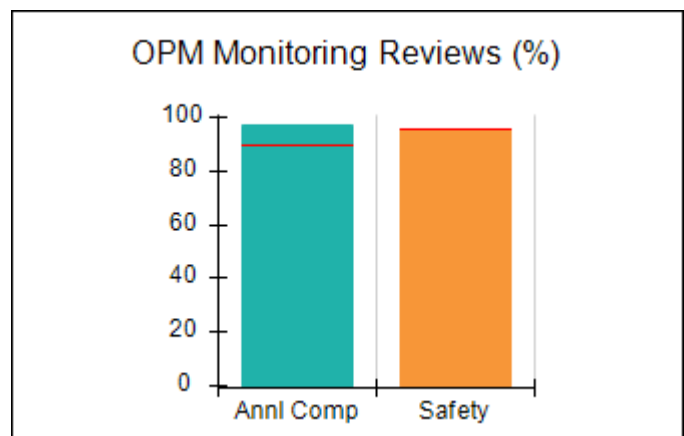
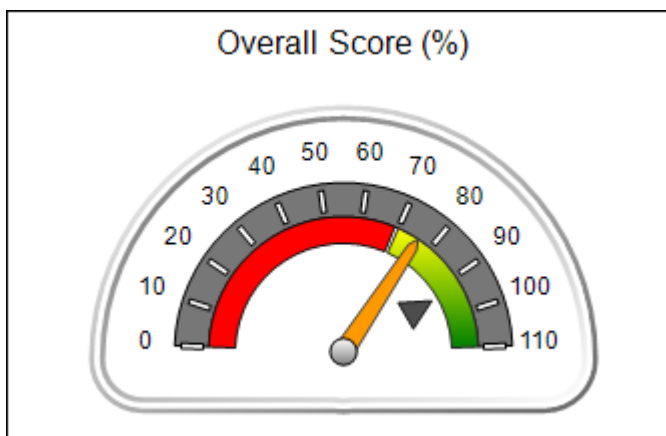
Provider/Program Name: Open Arms of Blue Ridge, Inc. - (5135) - CCI

126 Walter Mountain Drive, Epworth, GA 30541 Phone: 706-632-2029 Vendor ID# 114380	Quarterly Scores (Grades)		Current Quarter Score (Grade)
	Q1: 80.54 (B-)	Q2: 76.70 (C)	75.97%
	Q3: 75.97 (C)	Q4: 73.64 (C-)	(C)
Program Census Information:	# Children in Care During Quarter: 17	# Placements During Quarter: 19	# Children in Care On Last Day: 9

Quarterly Provider Comparisons to All CCIs

■■■■■■■■ indicates MalTx Threshold

▼ ————— indicates average for all CCIs





DHS, DFCS, Office of Provider Management
Performance-Based Placement Measures
RBWO Provider GA+SCORECARD - CCI
Report Quarter: Q3 FY2016



Provider/Program Name: Open Arms of Blue Ridge, Inc. - (5135) - CCI

126 Walter Mountain Drive, Epworth, GA 30541 Phone: 706-632-2029 Vendor ID# 114380	Quarterly Scores (Grades)		Current Quarter Score (Grade)
	Q1: 80.54 (B-)	Q2: 76.70 (C)	75.97%
	Q3: 75.97 (C)	Q4: 73.64 (C-)	(C)

Program Census Information:	# Children in Care During Quarter: 17	# Placements During Quarter: 19	# Children in Care On Last Day: 9
-----------------------------	---------------------------------------	---------------------------------	-----------------------------------

	Avg Performance All CCIs (%)	Provider Performance (%)*	Possible Points (Weight)	Provider Points Earned
--	-------------------------------------	----------------------------------	---------------------------------	-------------------------------

OPM Monitoring Reviews

Annual Comprehensive Reviews	90%	97%	25	24.25
Safety Reviews	96%	96%	15	14.43
Monitoring Sub-Total			40	38.68

CCI Safety Outcomes

Incidence of Maltreatment	0.15%	No Substantiated Reports	10	10.00
Staff Training	78%	0%	4	0.00
Safety Sub-Total			14	10.00

CCI Permanency Outcomes

Placement Stability	91%	88%	15	13.20
Sibling Contacts	9%	0%	5	0.00
Permanency Sub-Total			20	13.20

CCI Well-Being Outcomes

EPSDT Medical Visits	91%	88%	4	3.52
EPSDT Dental Visits	87%	75%	4	3.00
Academic Supports	82%	0%	4	0.00
Provider ECEM Visits	82%	46%	7	3.22
Provider General Contacts	80%	5%	7	0.35
Well-Being Sub-Total			26	10.09

*Performance calculation descriptions can be found in the FY 2016 RBWO PBP Measurements and Standards Guide.

Monitoring & Outcomes: Possible Points = 100		Points Earned = 71.97	
Score Before Incentives Credit		71.97%	
Incentives Awarded		4.00 pts	
PBP Verification		N/A pts	
Total Score		75.97%	

Provider/Program Name: Open Arms of Blue Ridge, Inc. - (5135) - CCI



DHS, DFCS, Office of Provider Management
Performance-Based Placement Measures
RBWO Provider GA+SCORECARD - CCI



Report Quarter: Q3 FY2016

Program Census Information:		# Children in Care During Quarter: 17	# Placements During Quarter: 19	# Children in Care On Last Day: 9
CCI Incentive Credits	Avg Performance All CCIs (Points)	Provider Performance (%)*	Possible Points (Weight)	Provider Points Earned
Early EPSDT Medical Visits		0%	2	0.00
Early EPSDT Dental Visits		0%	2	0.00
Permanency Contacts		0%	5	0.00
Additional Academic Supports		0%	2	0.00
Active Agency Accreditation		0%	4	0.00
Staff Clinical Licensure		0%	5	0.00
Behavior Management (threshold = 0)		100%	4	4.00
Incentives Total	7.67		24	4.00
Maximum total combined incentive credit allowed is 10 points.			Incentives Awarded	4.00
*Performance calculation descriptions can be found in the FY 2016 RBWO PBP Measurements and Standards Guide.				

Child Protective Services Investigations and Dispositions		
The following investigations data, which is not used for scoring but is considered significant to a provider's performance, is from Georgia SHINES and is not considered final or complete until the end of the fiscal year.		
Total Reports:	1	
Number Screened In:	0	
Number Screened Out:	1	
Number Substantiated:	0	
Number Unsubstantiated:	0	
Number Active CPS Investigations:	0	



DHS, DFCS, Office of Provider Management
Performance-Based Placement Measures
RBWO Provider GA+SCORECARD - CCI
Report Quarter: Q3 FY2016



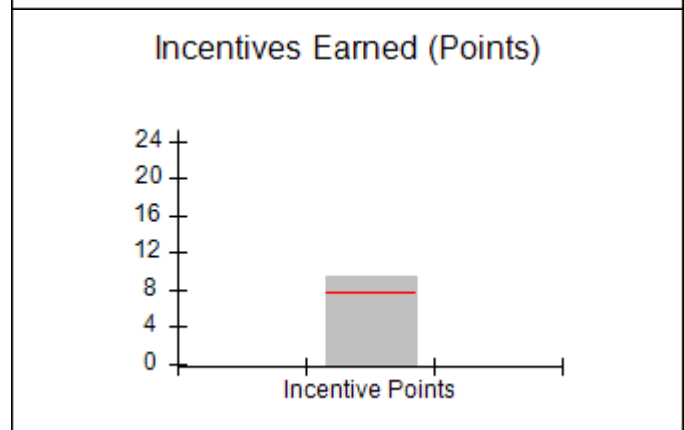
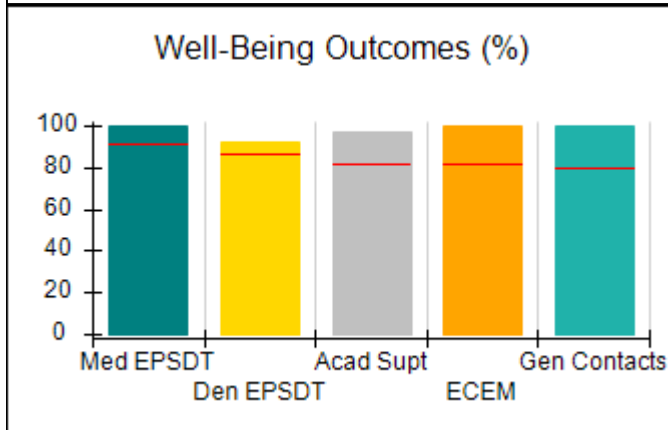
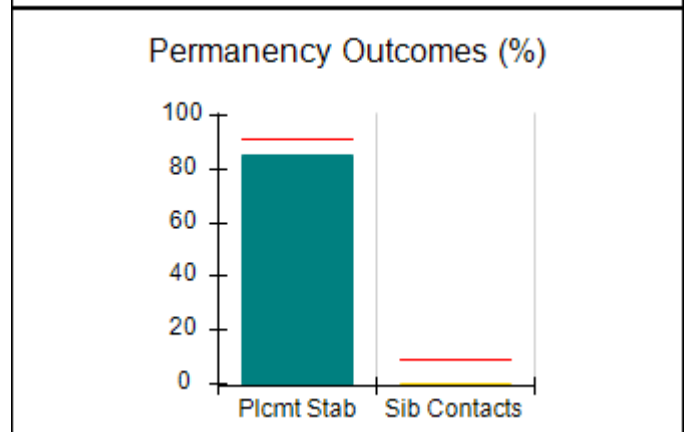
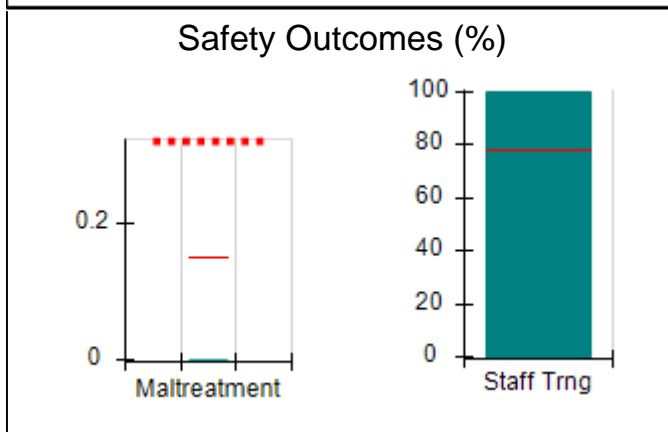
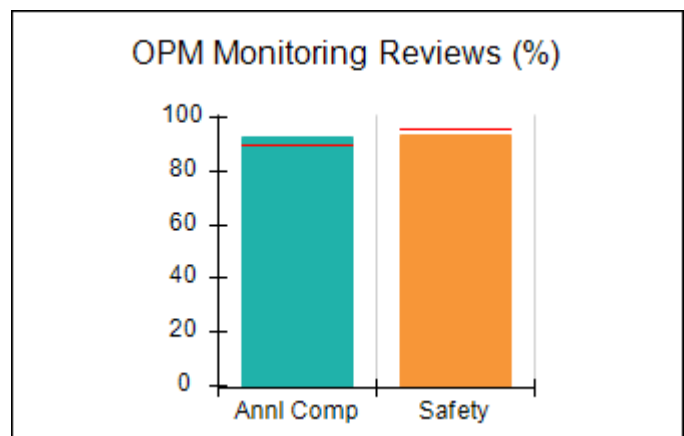
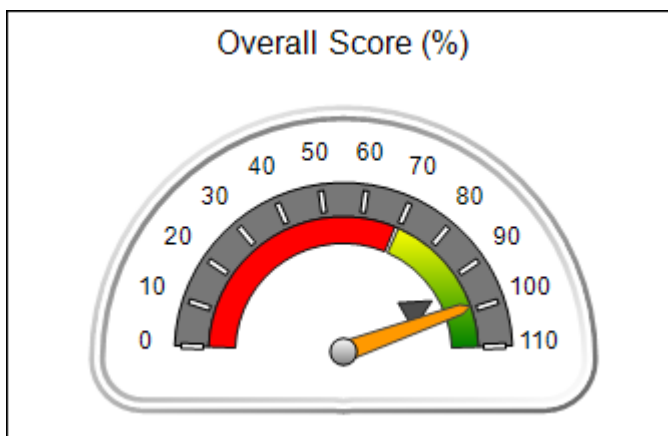
Provider/Program Name: Open Door Home - Boys Annex Long Term Program (940) - CCI

792 John Davenport Dr., Rome, GA 30165 Phone: 706-233-9175 Vendor ID# 35532	Quarterly Scores (Grades)		Current Quarter Score (Grade)
	Q1: 93.13 (A-)	Q2: 89.92 (B+)	98.91%
	Q3: 98.91 (A+)	Q4: 93.71 (A-)	(A+)
Program Census Information:	# Children in Care During Quarter: 13	# Placements During Quarter: 13	# Children in Care On Last Day: 10

Quarterly Provider Comparisons to All CCIs

■■■■■■■■ indicates MalTx Threshold

▼ ————— indicates average for all CCIs





DHS, DFCS, Office of Provider Management
Performance-Based Placement Measures
RBWO Provider GA+SCORECARD - CCI
Report Quarter: Q3 FY2016



Provider/Program Name: Open Door Home - Boys Annex Long Term Program (940) - CCI

792 John Davenport Dr., Rome, GA 30165 Phone: 706-233-9175 Vendor ID# 35532	Quarterly Scores (Grades)		Current Quarter Score (Grade)
	Q1: 93.13 (A-)	Q2: 89.92 (B+)	98.91%
	Q3: 98.91 (A+)	Q4: 93.71 (A-)	(A+)

Program Census Information:	# Children in Care During Quarter: 13	# Placements During Quarter: 13	# Children in Care On Last Day: 10
-----------------------------	---------------------------------------	---------------------------------	------------------------------------

	Avg Performance All CCIs (%)	Provider Performance (%)*	Possible Points (Weight)	Provider Points Earned
--	-------------------------------------	----------------------------------	---------------------------------	-------------------------------

OPM Monitoring Reviews

Annual Comprehensive Reviews	90%	93%	25	23.17
Safety Reviews	96%	93%	15	13.99
Monitoring Sub-Total			40	37.16

CCI Safety Outcomes

Incidence of Maltreatment	0.15%	No Substantiated Reports	10	10.00
Staff Training	78%	100%	4	4.00
Safety Sub-Total			14	14.00

CCI Permanency Outcomes

Placement Stability	91%	85%	15	12.75
Sibling Contacts	9%	0%	5	0.00
Permanency Sub-Total			20	12.75

CCI Well-Being Outcomes

EPSDT Medical Visits	91%	100%	4	4.00
EPSDT Dental Visits	87%	92%	4	3.68
Academic Supports	82%	97%	4	3.88
Provider ECEM Visits	82%	100%	7	7.00
Provider General Contacts	80%	100%	7	7.00
Well-Being Sub-Total			26	25.56

*Performance calculation descriptions can be found in the FY 2016 RBWO PBP Measurements and Standards Guide.

Monitoring & Outcomes: Possible Points = 100		Points Earned = 89.47	
Score Before Incentives Credit		89.47%	
Incentives Awarded		9.44 pts	
PBP Verification		N/A pts	
Total Score		98.91%	

Provider/Program Name: Open Door Home - Boys Annex Long Term Program (940) - CCI



DHS, DFCS, Office of Provider Management
Performance-Based Placement Measures
RBWO Provider GA+SCORECARD - CCI



Report Quarter: Q3 FY2016

Program Census Information:		# Children in Care During Quarter: 13	# Placements During Quarter: 13	# Children in Care On Last Day: 10
CCI Incentive Credits	Avg Performance All CCIs (Points)	Provider Performance (%)*	Possible Points (Weight)	Provider Points Earned
Early EPSDT Medical Visits		100%	2	2.00
Early EPSDT Dental Visits		75%	2	1.50
Permanency Contacts		None Planned	5	
Additional Academic Supports		97%	2	1.94
Active Agency Accreditation		0%	4	0.00
Staff Clinical Licensure		0%	5	0.00
Behavior Management (threshold = 0)		100%	4	4.00
Incentives Total	7.67		24	9.44
Maximum total combined incentive credit allowed is 10 points.			Incentives Awarded	9.44

*Performance calculation descriptions can be found in the FY 2016 RBWO PBP Measurements and Standards Guide.

Child Protective Services Investigations and Dispositions		
The following investigations data, which is not used for scoring but is considered significant to a provider's performance, is from Georgia SHINES and is not considered final or complete until the end of the fiscal year.		
Total Reports:	13	
Number Screened In:	13	
Number Screened Out:	0	
Number Substantiated:	0	
Number Unsubstantiated:	0	
Number Active CPS Investigations:	13	



DHS, DFCS, Office of Provider Management
Performance-Based Placement Measures
RBWO Provider GA+SCORECARD - CCI
Report Quarter: Q3 FY2016



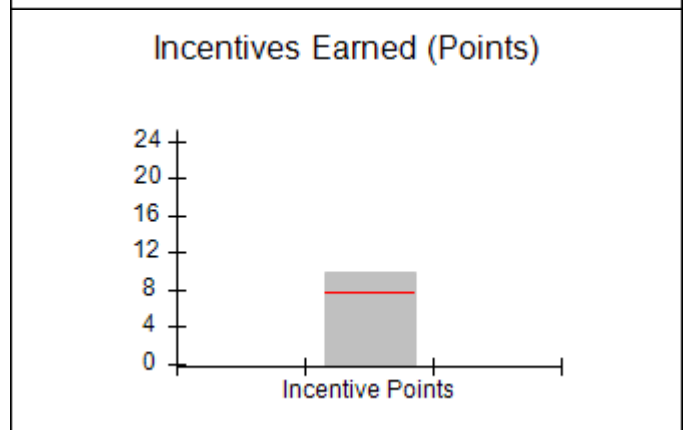
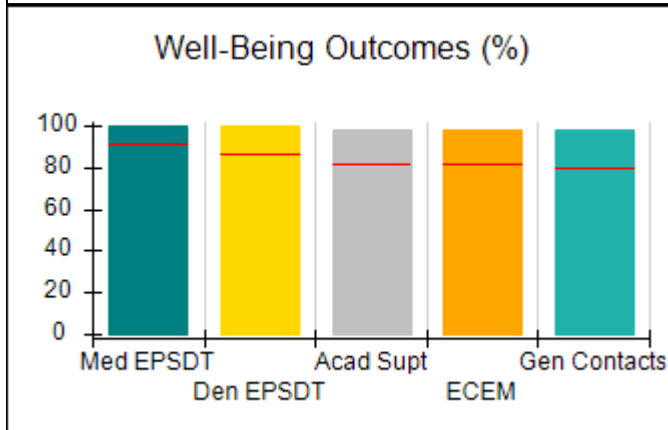
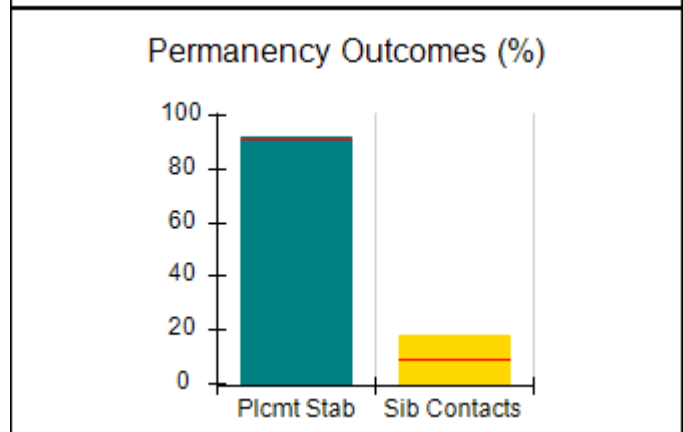
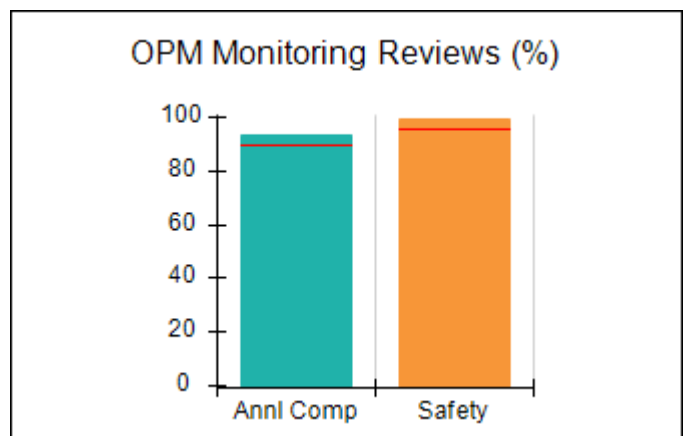
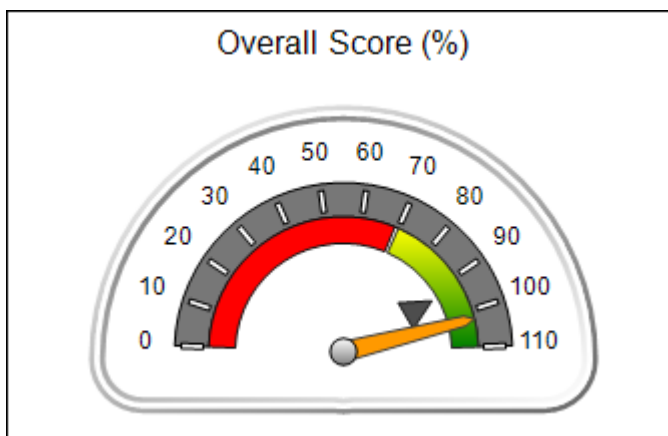
Provider/Program Name: Open Door Home - Girls Annex Long Term Program (939) - CCI

5 Leon St., Rome, GA 30165 Phone: 706 232-6662 Vendor ID# 35531	Quarterly Scores (Grades)		Current Quarter Score (Grade)
	Q1: 99.07 (A+)	Q2: 100.39 (A+)	102.41% (A+)
	Q3: 102.41 (A+)	Q4: 95.39 (A)	
Program Census Information:	# Children in Care During Quarter: 25	# Placements During Quarter: 25	# Children in Care On Last Day: 18

Quarterly Provider Comparisons to All CCIs

■■■■■■■■ indicates MalTx Threshold

▼ — indicates average for all CCIs





DHS, DFCS, Office of Provider Management
Performance-Based Placement Measures
RBWO Provider GA+SCORECARD - CCI
Report Quarter: Q3 FY2016



Provider/Program Name: Open Door Home - Girls Annex Long Term Program (939) - CCI

5 Leon St., Rome, GA 30165 Phone: 706 232-6662 Vendor ID# 35531	Quarterly Scores (Grades)		Current Quarter Score (Grade)
	Q1: 99.07 (A+)	Q2: 100.39 (A+)	102.41%
	Q3: 102.41 (A+)	Q4: 95.39 (A)	(A+)

Program Census Information:	# Children in Care During Quarter: 25	# Placements During Quarter: 25	# Children in Care On Last Day: 18
-----------------------------	---------------------------------------	---------------------------------	------------------------------------

	Avg Performance All CCIs (%)	Provider Performance (%)*	Possible Points (Weight)	Provider Points Earned
--	-------------------------------------	----------------------------------	---------------------------------	-------------------------------

OPM Monitoring Reviews

Annual Comprehensive Reviews	90%	94%	25	23.42
Safety Reviews	96%	99%	15	14.89
Monitoring Sub-Total			40	38.31

CCI Safety Outcomes

Incidence of Maltreatment	0.15%	No Substantiated Reports	10	10.00
Staff Training	78%	100%	4	4.00
Safety Sub-Total			14	14.00

CCI Permanency Outcomes

Placement Stability	91%	92%	15	13.80
Sibling Contacts	9%	18%	5	0.90
Permanency Sub-Total			20	14.70

CCI Well-Being Outcomes

EPSDT Medical Visits	91%	100%	4	4.00
EPSDT Dental Visits	87%	100%	4	4.00
Academic Supports	82%	98%	4	3.92
Provider ECEM Visits	82%	98%	7	6.86
Provider General Contacts	80%	98%	7	6.86
Well-Being Sub-Total			26	25.64

*Performance calculation descriptions can be found in the FY 2016 RBWO PBP Measurements and Standards Guide.

Monitoring & Outcomes: Possible Points = 100		Points Earned = 92.65	
Score Before Incentives Credit		92.65%	
Incentives Awarded		9.76 pts	
PBP Verification		N/A pts	
Total Score		102.41%	

Provider/Program Name: Open Door Home - Girls Annex Long Term Program (939) - CCI



DHS, DFCS, Office of Provider Management
Performance-Based Placement Measures
RBWO Provider GA+SCORECARD - CCI



Report Quarter: Q3 FY2016

Program Census Information:		# Children in Care During Quarter: 25	# Placements During Quarter: 25	# Children in Care On Last Day: 18
CCI Incentive Credits	Avg Performance All CCIs (Points)	Provider Performance (%)*	Possible Points (Weight)	Provider Points Earned
Early EPSDT Medical Visits		100%	2	2.00
Early EPSDT Dental Visits		90%	2	1.80
Permanency Contacts		None Planned	5	
Additional Academic Supports		98%	2	1.96
Active Agency Accreditation		0%	4	0.00
Staff Clinical Licensure		0%	5	0.00
Behavior Management (threshold = 0)		100%	4	4.00
Incentives Total	7.67		24	9.76
Maximum total combined incentive credit allowed is 10 points.			Incentives Awarded	9.76

*Performance calculation descriptions can be found in the FY 2016 RBWO PBP Measurements and Standards Guide.

Child Protective Services Investigations and Dispositions		
The following investigations data, which is not used for scoring but is considered significant to a provider's performance, is from Georgia SHINES and is not considered final or complete until the end of the fiscal year.		
Total Reports:	1	
Number Screened In:	0	
Number Screened Out:	1	
Number Substantiated:	0	
Number Unsubstantiated:	0	
Number Active CPS Investigations:	0	



DHS, DFCS, Office of Provider Management
Performance-Based Placement Measures
RBWO Provider GA+SCORECARD - CCI
Report Quarter: Q3 FY2016



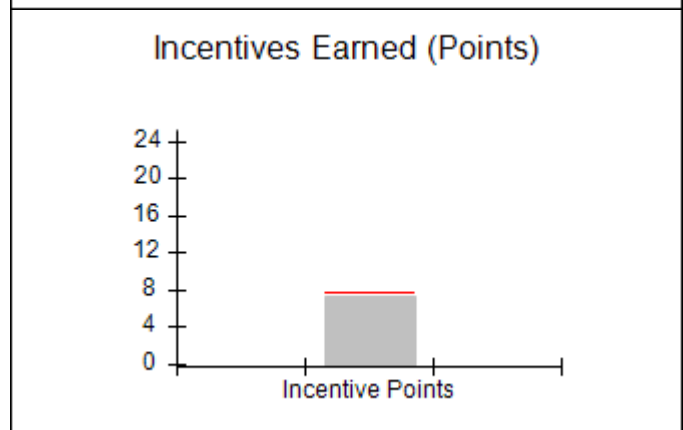
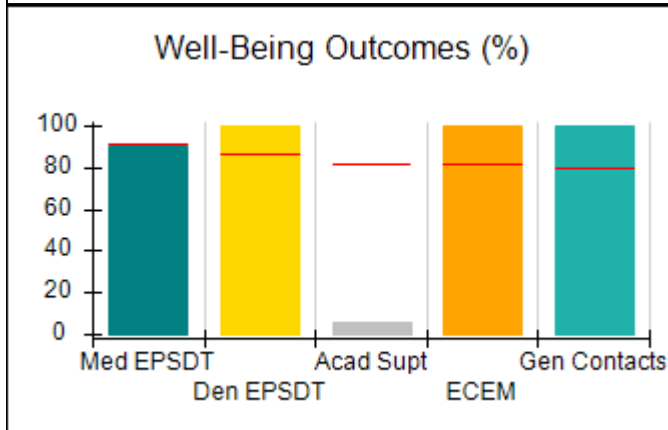
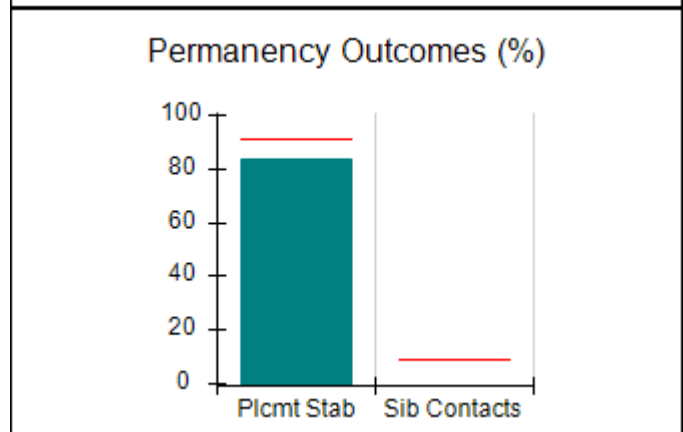
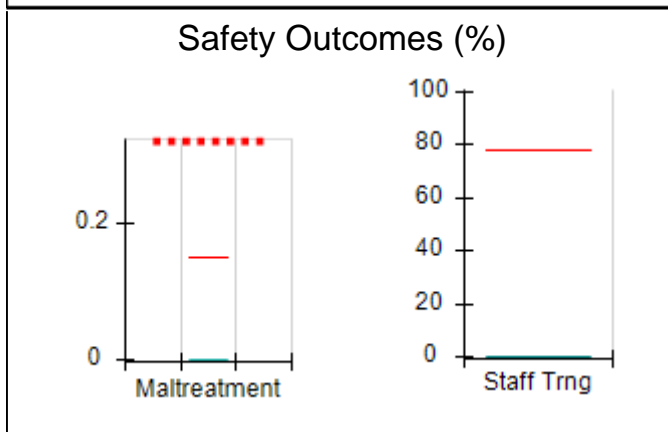
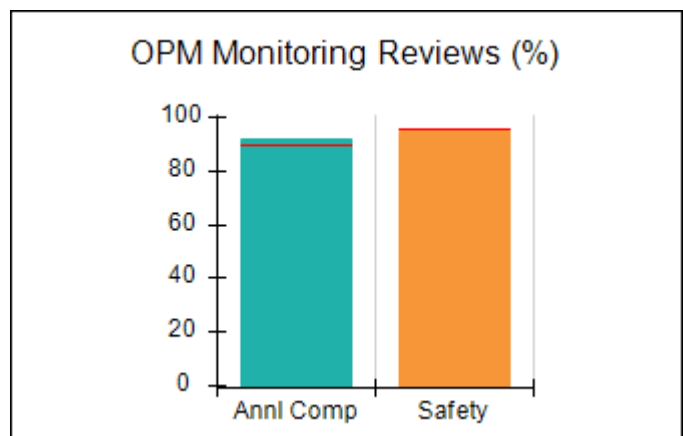
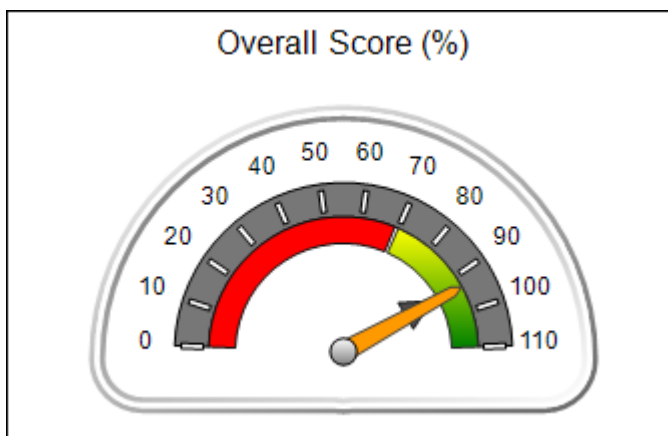
Provider/Program Name: Our House for Kids - (792) - CCI

114 Old Moores Mill Rd., Bremen, GA 30110 Phone: 770-537-1940 Vendor ID# 35536	Quarterly Scores (Grades)		Current Quarter Score (Grade)
	Q1: 82.91 (B-)	Q2: 90.80 (A-)	93.32%
	Q3: 93.32 (A-)	Q4: 90.95 (A-)	(A-)
Program Census Information:	# Children in Care During Quarter: 19	# Placements During Quarter: 20	# Children in Care On Last Day: 10

Quarterly Provider Comparisons to All CCIs

■■■■■■■■ indicates MalTx Threshold

▼ ————— indicates average for all CCIs





DHS, DFCS, Office of Provider Management
Performance-Based Placement Measures
RBWO Provider GA+SCORECARD - CCI
Report Quarter: Q3 FY2016



Provider/Program Name: Our House for Kids - (792) - CCI

114 Old Moores Mill Rd., Bremen, GA 30110 Phone: 770-537-1940 Vendor ID# 35536	Quarterly Scores (Grades)		Current Quarter Score (Grade)
	Q1: 82.91 (B-)	Q2: 90.80 (A-)	93.32%
	Q3: 93.32 (A-)	Q4: 90.95 (A-)	(A-)

Program Census Information:	# Children in Care During Quarter: 19	# Placements During Quarter: 20	# Children in Care On Last Day: 10
-----------------------------	---------------------------------------	---------------------------------	------------------------------------

	Avg Performance All CCIs (%)	Provider Performance (%)*	Possible Points (Weight)	Provider Points Earned
--	-------------------------------------	----------------------------------	---------------------------------	-------------------------------

OPM Monitoring Reviews

Annual Comprehensive Reviews	90%	92%	25	23.10
Safety Reviews	96%	95%	15	14.25
Monitoring Sub-Total			40	37.35

CCI Safety Outcomes

Incidence of Maltreatment	0.15%	No Substantiated Reports	10	10.00
Staff Training	78%	0%	4	0.00
Safety Sub-Total			14	10.00

CCI Permanency Outcomes

Placement Stability	91%	84%	20	16.80
Sibling Contacts	9%	None Planned		
Permanency Sub-Total			20	16.80

CCI Well-Being Outcomes

EPSDT Medical Visits	91%	90%	4	3.60
EPSDT Dental Visits	87%	100%	4	4.00
Academic Supports	82%	6%	4	0.24
Provider ECEM Visits	82%	100%	7	7.00
Provider General Contacts	80%	100%	7	7.00
Well-Being Sub-Total			26	21.84

*Performance calculation descriptions can be found in the FY 2016 RBWO PBP Measurements and Standards Guide.

Monitoring & Outcomes: Possible Points = 100		Points Earned = 85.98	
Score Before Incentives Credit		85.98%	
Incentives Awarded		7.34 pts	
PBP Verification		0.00 pts	
Total Score		93.32%	

Provider/Program Name: Our House for Kids - (792) - CCI



DHS, DFCS, Office of Provider Management
Performance-Based Placement Measures
RBWO Provider GA+SCORECARD - CCI



Report Quarter: Q3 FY2016

Program Census Information:		# Children in Care During Quarter: 19	# Placements During Quarter: 20	# Children in Care On Last Day: 10
CCI Incentive Credits	Avg Performance All CCIs (Points)	Provider Performance (%)*	Possible Points (Weight)	Provider Points Earned
Early EPSDT Medical Visits		67%	2	1.34
Early EPSDT Dental Visits		100%	2	2.00
Permanency Contacts		None Planned	5	
Additional Academic Supports		0%	2	0.00
Active Agency Accreditation		0%	4	0.00
Staff Clinical Licensure		0%	5	0.00
Behavior Management (threshold = 0)		100%	4	4.00
Incentives Total	7.67		24	7.34
Maximum total combined incentive credit allowed is 10 points.			Incentives Awarded	7.34

*Performance calculation descriptions can be found in the FY 2016 RBWO PBP Measurements and Standards Guide.

Child Protective Services Investigations and Dispositions		
The following investigations data, which is not used for scoring but is considered significant to a provider's performance, is from Georgia SHINES and is not considered final or complete until the end of the fiscal year.		
Total Reports:	0	
Number Screened In:	0	
Number Screened Out:	0	
Number Substantiated:	0	
Number Unsubstantiated:	0	
Number Active CPS Investigations:	0	



DHS, DFCS, Office of Provider Management
Performance-Based Placement Measures
RBWO Provider GA+SCORECARD - CCI



Report Quarter: Q3 FY2016

Provider/Program Name: Park Place Outreach (formerly Marshland Foundation) - (732) - CCI

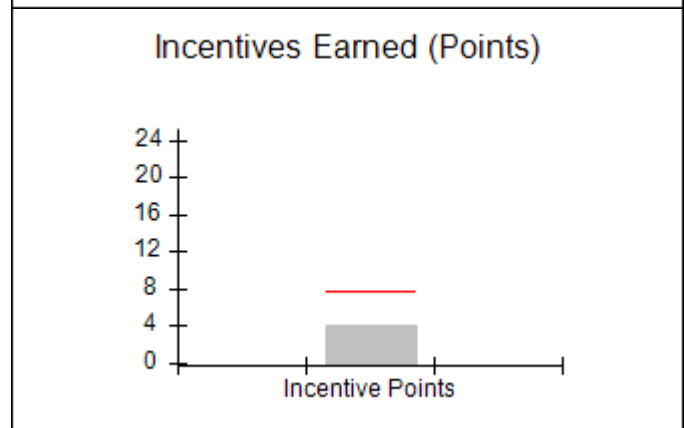
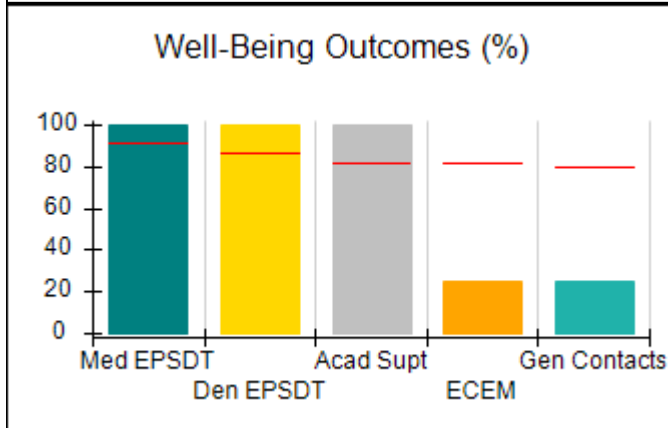
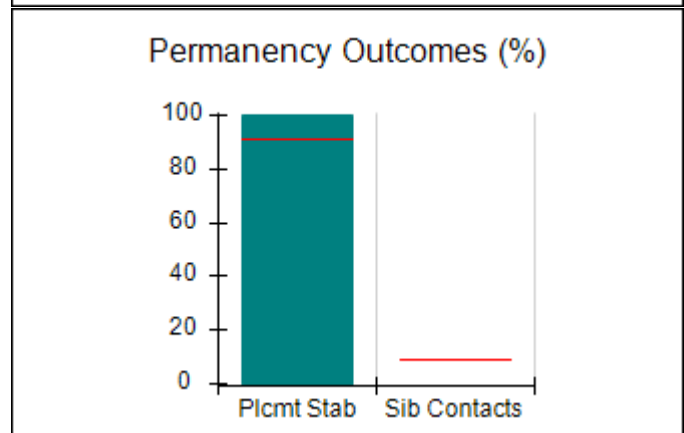
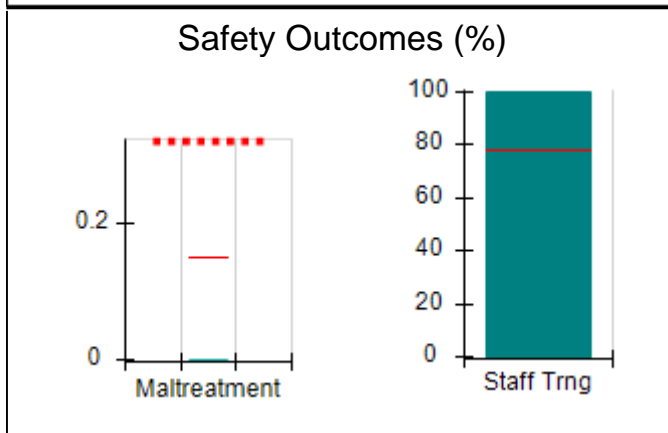
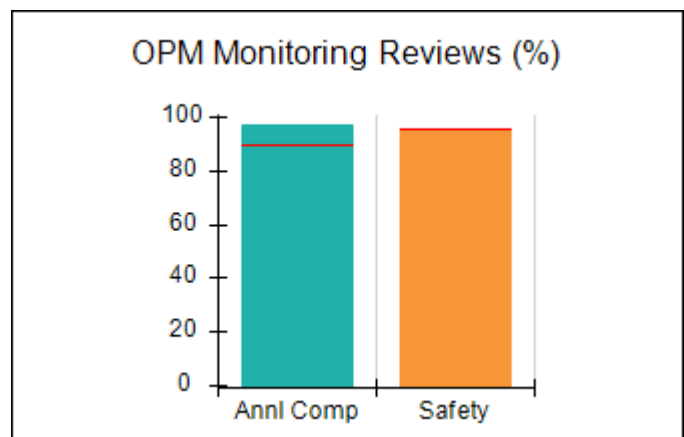
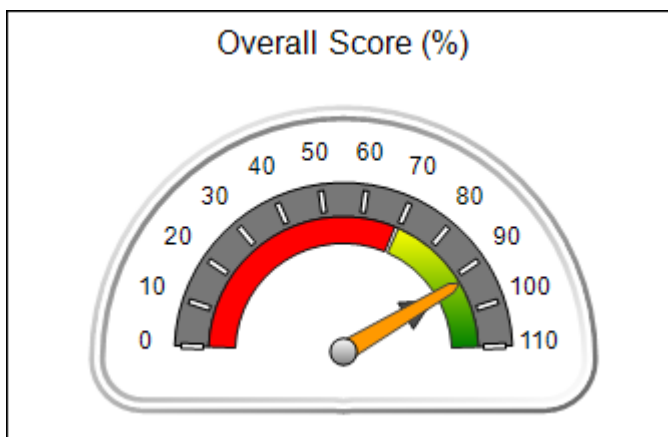
514 East Henry Street, Savannah, GA 31401 Phone: 912-234-4048 Vendor ID# 35537	Quarterly Scores (Grades)		Current Quarter Score (Grade)
	Q1: 97.81 (A+)	Q2: 92.11 (A-)	92.17% (A-)
	Q3: 92.17 (A-)	Q4: 90.65 (A-)	

Program Census Information:	# Children in Care During Quarter: 2	# Placements During Quarter: 2	# Children in Care On Last Day: 1
-----------------------------	--------------------------------------	--------------------------------	-----------------------------------

Quarterly Provider Comparisons to All CCIs

■■■■■■■■ indicates MalTx Threshold

▼ ————— indicates average for all CCIs





DHS, DFCS, Office of Provider Management
Performance-Based Placement Measures
RBWO Provider GA+SCORECARD - CCI



Report Quarter: Q3 FY2016

Provider/Program Name: Park Place Outreach (formerly Marshland Foundation) - (732) - CCI

514 East Henry Street, Savannah, GA 31401 Phone: 912-234-4048 Vendor ID# 35537	Quarterly Scores (Grades)		Current Quarter Score (Grade)
	Q1: 97.81 (A+)	Q2: 92.11 (A-)	92.17%
	Q3: 92.17 (A-)	Q4: 90.65 (A-)	(A-)

Program Census Information:	# Children in Care During Quarter: 2	# Placements During Quarter: 2	# Children in Care On Last Day: 1
-----------------------------	--------------------------------------	--------------------------------	-----------------------------------

	Avg Performance All CCIs (%)	Provider Performance (%)*	Possible Points (Weight)	Provider Points Earned
--	-------------------------------------	----------------------------------	---------------------------------	-------------------------------

OPM Monitoring Reviews

Annual Comprehensive Reviews	90%	97%	25	24.35
Safety Reviews	96%	96%	15	14.33
Monitoring Sub-Total			40	38.67

CCI Safety Outcomes

Incidence of Maltreatment	0.15%	No Substantiated Reports	10	10.00
Staff Training	78%	100%	4	4.00
Safety Sub-Total			14	14.00

CCI Permanency Outcomes

Placement Stability	91%	100%	20	20.00
Sibling Contacts	9%	None Planned		
Permanency Sub-Total			20	20.00

CCI Well-Being Outcomes

EPSDT Medical Visits	91%	100%	4	4.00
EPSDT Dental Visits	87%	100%	4	4.00
Academic Supports	82%	100%	4	4.00
Provider ECEM Visits	82%	25%	7	1.75
Provider General Contacts	80%	25%	7	1.75
Well-Being Sub-Total			26	15.50

*Performance calculation descriptions can be found in the FY 2016 RBWO PBP Measurements and Standards Guide.

Monitoring & Outcomes: Possible Points = 100		Points Earned = 88.17	
Score Before Incentives Credit			88.17%
Incentives Awarded			4.00 pts
PBP Verification			0.00 pts
Total Score			92.17%

Provider/Program Name: Park Place Outreach (formerly Marshland Foundation) - (732) - CCI



DHS, DFCS, Office of Provider Management
Performance-Based Placement Measures
RBWO Provider GA+SCORECARD - CCI



Report Quarter: Q3 FY2016

Program Census Information:		# Children in Care During Quarter: 2	# Placements During Quarter: 2	# Children in Care On Last Day: 1
CCI Incentive Credits	Avg Performance All CCIs (Points)	Provider Performance (%)*	Possible Points (Weight)	Provider Points Earned
Early EPSDT Medical Visits		Not Eligible	2	
Early EPSDT Dental Visits		Not Eligible	2	
Permanency Contacts		None Planned	5	
Additional Academic Supports		0%	2	0.00
Active Agency Accreditation		0%	4	0.00
Staff Clinical Licensure		0%	5	0.00
Behavior Management (threshold = 0)		100%	4	4.00
Incentives Total	7.67		24	4.00
Maximum total combined incentive credit allowed is 10 points.			Incentives Awarded	4.00
*Performance calculation descriptions can be found in the FY 2016 RBWO PBP Measurements and Standards Guide.				

Child Protective Services Investigations and Dispositions		
The following investigations data, which is not used for scoring but is considered significant to a provider's performance, is from Georgia SHINES and is not considered final or complete until the end of the fiscal year.		
Total Reports:	0	
Number Screened In:	0	
Number Screened Out:	0	
Number Substantiated:	0	
Number Unsubstantiated:	0	
Number Active CPS Investigations:	0	



DHS, DFCS, Office of Provider Management
Performance-Based Placement Measures
RBWO Provider GA+SCORECARD - CCI
Report Quarter: Q3 FY2016



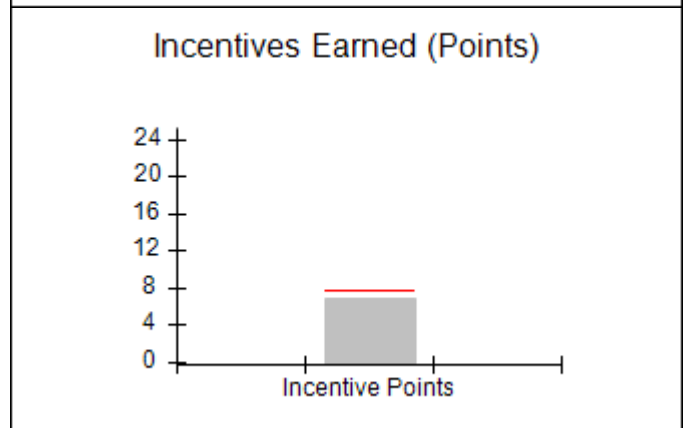
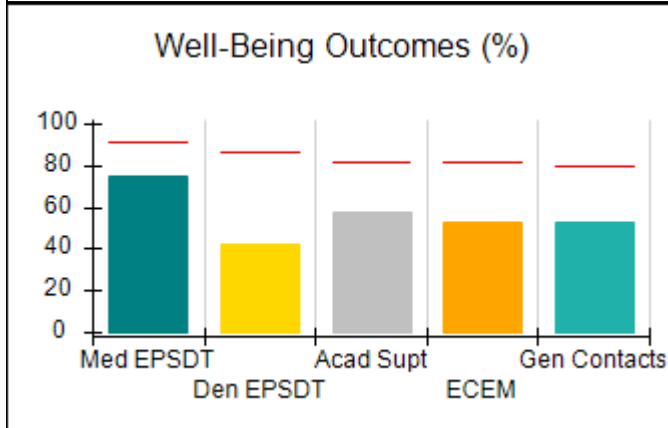
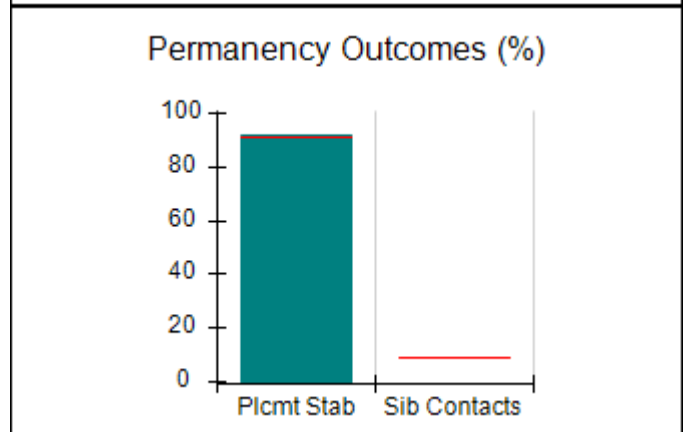
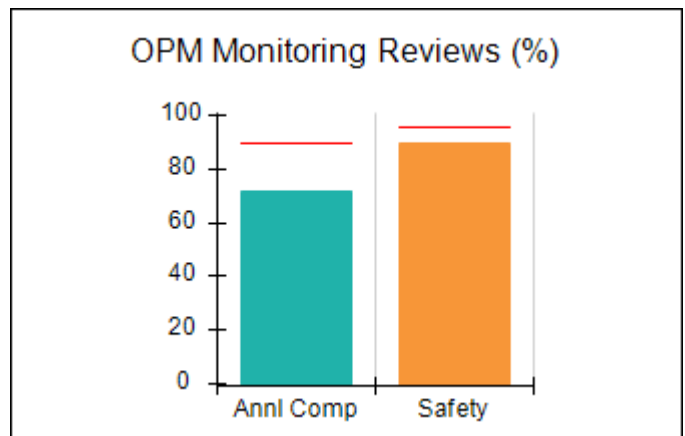
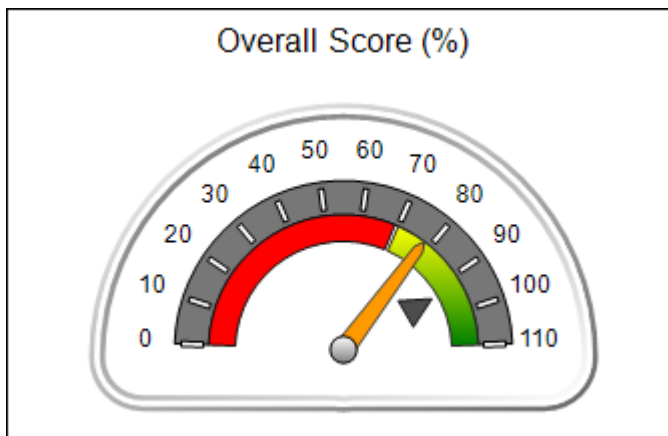
Provider/Program Name: Positive Growth - Ponce De Leon Ave. (795) - CCI

4036 Ponce De Leon Ave., Clarkston, GA 30021 Phone: 404-292-6420 Vendor ID# 35546	Quarterly Scores (Grades)		Current Quarter Score (Grade)
	Q1: 89.71 (B+)	Q2: 81.12 (B-)	78.05% (C+)
	Q3: 78.05 (C+)	Q4: 92.64 (A-)	
Program Census Information:	# Children in Care During Quarter: 12	# Placements During Quarter: 12	# Children in Care On Last Day: 10

Quarterly Provider Comparisons to All CCIs

■■■■■■■■ indicates MalTx Threshold

▼ ————— indicates average for all CCIs





DHS, DFCS, Office of Provider Management
Performance-Based Placement Measures
RBWO Provider GA+SCORECARD - CCI
Report Quarter: Q3 FY2016



Provider/Program Name: Positive Growth - Ponce De Leon Ave. (795) - CCI

4036 Ponce De Leon Ave., Clarkston, GA 30021 Phone: 404-292-6420 Vendor ID# 35546	Quarterly Scores (Grades)		Current Quarter Score (Grade)
	Q1: 89.71 (B+)	Q2: 81.12 (B-)	78.05%
	Q3: 78.05 (C+)	Q4: 92.64 (A-)	(C+)

Program Census Information:	# Children in Care During Quarter: 12	# Placements During Quarter: 12	# Children in Care On Last Day: 10
-----------------------------	---------------------------------------	---------------------------------	------------------------------------

	Avg Performance All CCIs (%)	Provider Performance (%)*	Possible Points (Weight)	Provider Points Earned
--	-------------------------------------	----------------------------------	---------------------------------	-------------------------------

OPM Monitoring Reviews

Annual Comprehensive Reviews	90%	72%	25	17.98
Safety Reviews	96%	90%	15	13.50
Monitoring Sub-Total			40	31.48

CCI Safety Outcomes

Incidence of Maltreatment	0.15%	No Substantiated Reports	10	10.00
Staff Training	78%	100%	4	4.00
Safety Sub-Total			14	14.00

CCI Permanency Outcomes

Placement Stability	91%	92%	20	18.40
Sibling Contacts	9%	None Planned		
Permanency Sub-Total			20	18.40

CCI Well-Being Outcomes

EPSDT Medical Visits	91%	75%	4	3.00
EPSDT Dental Visits	87%	42%	4	1.68
Academic Supports	82%	58%	4	2.32
Provider ECEM Visits	82%	53%	7	3.71
Provider General Contacts	80%	53%	7	3.71
Well-Being Sub-Total			26	14.42

*Performance calculation descriptions can be found in the FY 2016 RBWO PBP Measurements and Standards Guide.

Monitoring & Outcomes: Possible Points = 100		Points Earned = 78.29	
Score Before Incentives Credit		78.29%	
Incentives Awarded		6.76 pts	
PBP Verification		-7.00 pts	
Total Score		78.05%	

Provider/Program Name: Positive Growth - Ponce De Leon Ave. (795) - CCI



DHS, DFCS, Office of Provider Management
Performance-Based Placement Measures
RBWO Provider GA+SCORECARD - CCI



Report Quarter: Q3 FY2016

Program Census Information:		# Children in Care During Quarter: 12	# Placements During Quarter: 12	# Children in Care On Last Day: 10
CCI Incentive Credits	Avg Performance All CCIs (Points)	Provider Performance (%)*	Possible Points (Weight)	Provider Points Earned
Early EPSDT Medical Visits		25%	2	0.50
Early EPSDT Dental Visits		13%	2	0.26
Permanency Contacts		None Planned	5	
Additional Academic Supports		0%	2	0.00
Active Agency Accreditation		50%	4	2.00
Staff Clinical Licensure		0%	5	0.00
Behavior Management (threshold = 0)		100%	4	4.00
Incentives Total	7.67		24	6.76
Maximum total combined incentive credit allowed is 10 points.			Incentives Awarded	6.76

*Performance calculation descriptions can be found in the FY 2016 RBWO PBP Measurements and Standards Guide.

Child Protective Services Investigations and Dispositions

The following investigations data, which is not used for scoring but is considered significant to a provider's performance, is from Georgia SHINES and is not considered final or complete until the end of the fiscal year.

Total Reports:	0
Number Screened In:	0
Number Screened Out:	0
Number Substantiated:	0
Number Unsubstantiated:	0
Number Active CPS Investigations:	0



DHS, DFCS, Office of Provider Management
Performance-Based Placement Measures
RBWO Provider GA+SCORECARD - CCI
Report Quarter: Q3 FY2016



Provider/Program Name: Positive Growth - Ponce de Leon Ave. II - TLP (955) - CCI

4050 East Ponce de Leon Avenue, Clarkston,
GA 30021

Phone: 404 292-6420

Vendor ID# 71783

Quarterly Scores (Grades)

Q1: 86.34 (B)

Q2: 91.11 (A-)

Q3: 92.67 (A-)

Q4: 92.10 (A-)

Current Quarter Score (Grade)

92.67%

(A-)

Program Census Information:

Children in Care During
Quarter: 6

Placements During
Quarter: 6

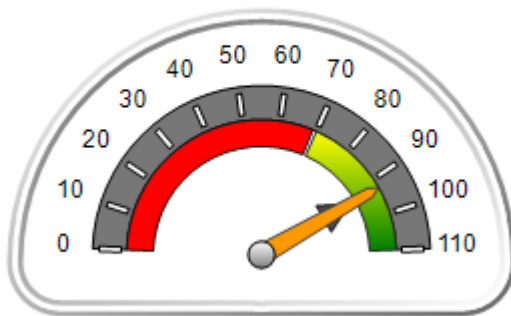
Children in Care On Last
Day: 6

Quarterly Provider Comparisons to All CCIs

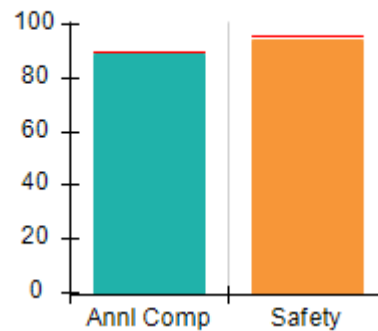
■■■■■■■■ indicates MalTx Threshold

▼ indicates average for all CCIs

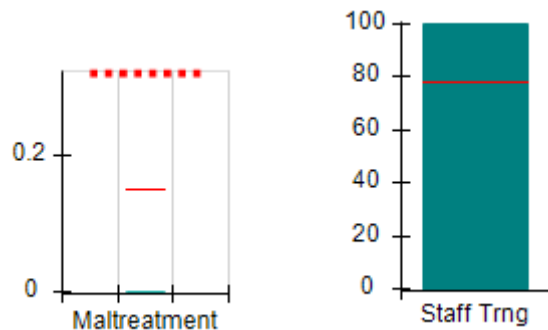
Overall Score (%)



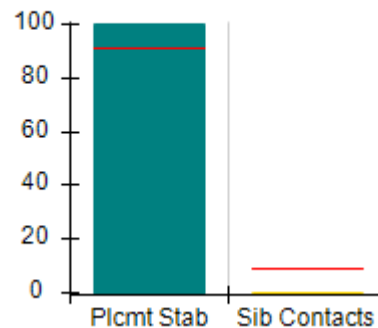
OPM Monitoring Reviews (%)



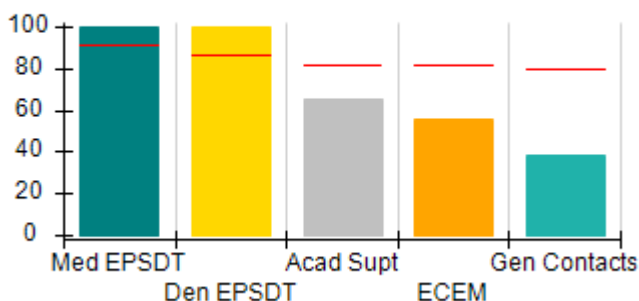
Safety Outcomes (%)



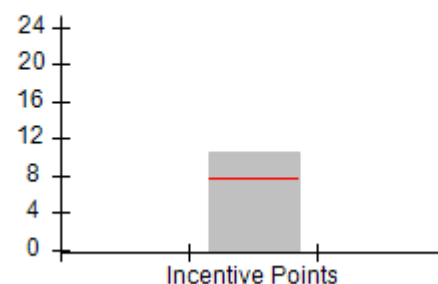
Permanency Outcomes (%)



Well-Being Outcomes (%)



Incentives Earned (Points)





DHS, DFCS, Office of Provider Management
Performance-Based Placement Measures
RBWO Provider GA+SCORECARD - CCI



Report Quarter: Q3 FY2016

Provider/Program Name: Positive Growth - Ponce de Leon Ave. II - TLP (955) - CCI				
4050 East Ponce de Leon Avenue, Clarkston, GA 30021		Quarterly Scores (Grades)		Current Quarter Score (Grade)
Phone: 404 292-6420		Q1: 86.34 (B)	Q2: 91.11 (A-)	92.67%
Vendor ID# 71783		Q3: 92.67 (A-)	Q4: 92.10 (A-)	(A-)
Program Census Information:		# Children in Care During Quarter: 6	# Placements During Quarter: 6	# Children in Care On Last Day: 6
	Avg Performance All CCIs (%)	Provider Performance (%)*	Possible Points (Weight)	Provider Points Earned
OPM Monitoring Reviews				
Annual Comprehensive Reviews	90%	89%	25	22.33
Safety Reviews	96%	94%	15	14.09
Monitoring Sub-Total			40	36.42
CCI Safety Outcomes				
Incidence of Maltreatment	0.15%	No Substantiated Reports	10	10.00
Staff Training	78%	100%	4	4.00
Safety Sub-Total			14	14.00
CCI Permanency Outcomes				
Placement Stability	91%	100%	15	15.00
Sibling Contacts	9%	0%	5	0.00
Permanency Sub-Total			20	15.00
CCI Well-Being Outcomes				
EPSDT Medical Visits	91%	100%	4	4.00
EPSDT Dental Visits	87%	100%	4	4.00
Academic Supports	82%	65%	4	2.60
Provider ECEM Visits	82%	56%	7	3.92
Provider General Contacts	80%	39%	7	2.73
Well-Being Sub-Total			26	17.25
*Performance calculation descriptions can be found in the FY 2016 RBWO PBP Measurements and Standards Guide.				

Monitoring & Outcomes: Possible Points = 100	Points Earned = 82.67
Score Before Incentives Credit	82.67%
Incentives Awarded	10.00 pts
PBP Verification	0.00 pts
Total Score	92.67%

Provider/Program Name: Positive Growth - Ponce de Leon Ave. II - TLP (955) - CCI



DHS, DFCS, Office of Provider Management
Performance-Based Placement Measures
RBWO Provider GA+SCORECARD - CCI



Report Quarter: Q3 FY2016

Program Census Information:		# Children in Care During Quarter: 6	# Placements During Quarter: 6	# Children in Care On Last Day: 6
CCI Incentive Credits	Avg Performance All CCIs (Points)	Provider Performance (%)*	Possible Points (Weight)	Provider Points Earned
Early EPSDT Medical Visits		100%	2	2.00
Early EPSDT Dental Visits		100%	2	2.00
Permanency Contacts		None Planned	5	
Additional Academic Supports		31%	2	0.62
Active Agency Accreditation		50%	4	2.00
Staff Clinical Licensure		0%	5	0.00
Behavior Management (threshold = 0)		100%	4	4.00
Incentives Total	7.67		24	10.62
Maximum total combined incentive credit allowed is 10 points.			Incentives Awarded	10.00

*Performance calculation descriptions can be found in the FY 2016 RBWO PBP Measurements and Standards Guide.

Child Protective Services Investigations and Dispositions		
The following investigations data, which is not used for scoring but is considered significant to a provider's performance, is from Georgia SHINES and is not considered final or complete until the end of the fiscal year.		
Total Reports:	0	
Number Screened In:	0	
Number Screened Out:	0	
Number Substantiated:	0	
Number Unsubstantiated:	0	
Number Active CPS Investigations:	0	



DHS, DFCS, Office of Provider Management
Performance-Based Placement Measures
RBWO Provider GA+SCORECARD - CCI
Report Quarter: Q3 FY2016



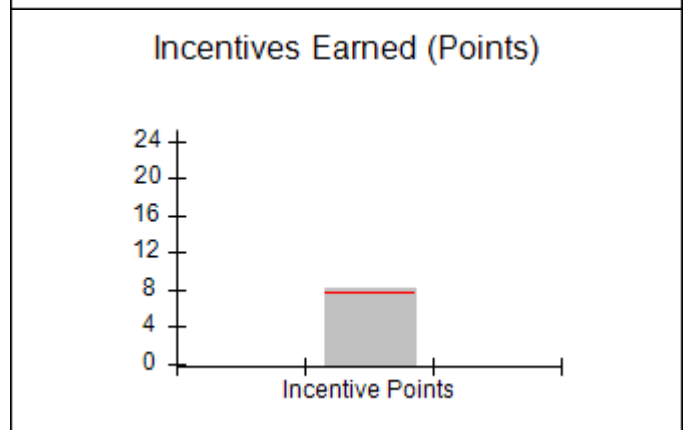
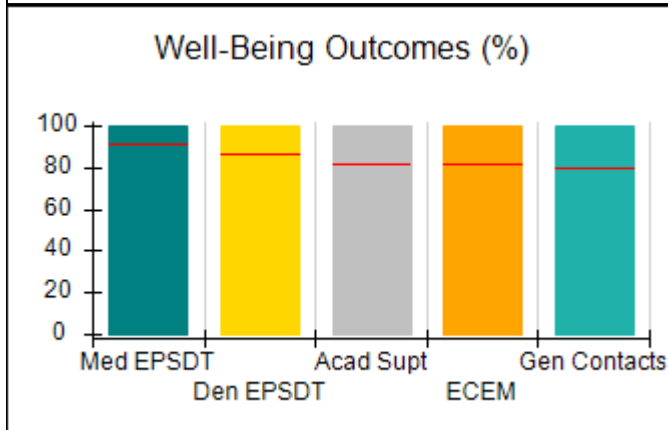
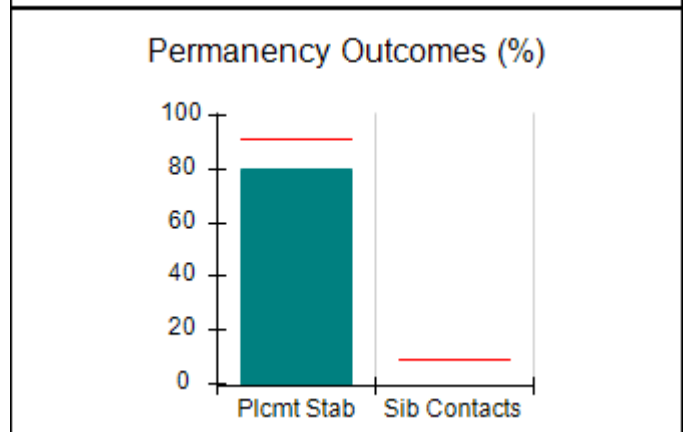
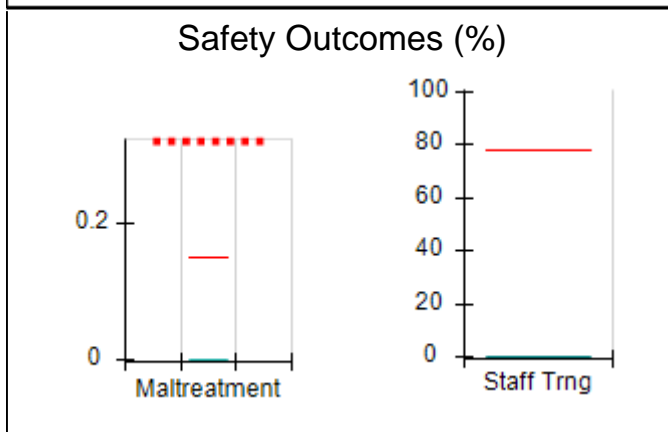
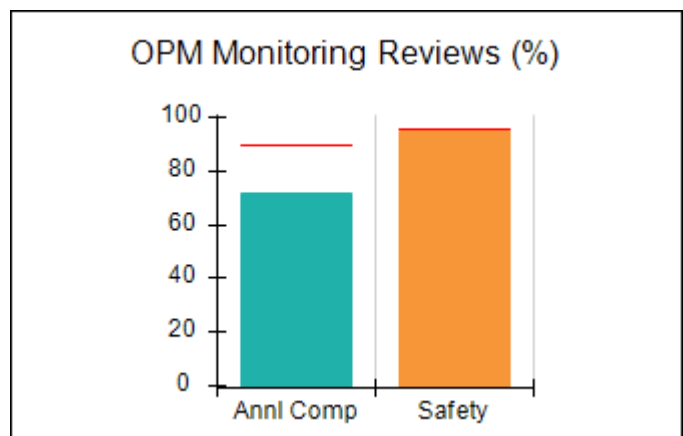
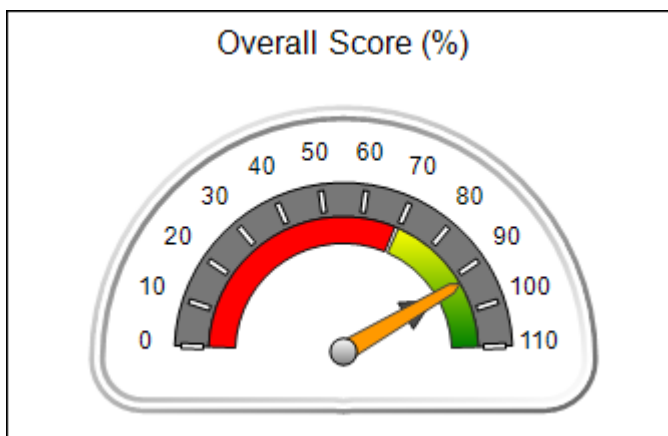
Provider/Program Name: Rainbow Children's Home - (809) - CCI

247 E. Main St., Dahlonega, GA 30533 Phone: 706-864-5110 Vendor ID# 35566	Quarterly Scores (Grades)		Current Quarter Score (Grade)
	Q1: 96.09 (A)	Q2: 94.01 (A)	92.35%
	Q3: 92.35 (A-)	Q4: 83.84 (B-)	(A-)
Program Census Information:	# Children in Care During Quarter: 15	# Placements During Quarter: 15	# Children in Care On Last Day: 7

Quarterly Provider Comparisons to All CCIs

■■■■■■■■ indicates MalTx Threshold

▼ ————— indicates average for all CCIs





DHS, DFCS, Office of Provider Management
Performance-Based Placement Measures
RBWO Provider GA+SCORECARD - CCI
Report Quarter: Q3 FY2016



Provider/Program Name: Rainbow Children's Home - (809) - CCI

247 E. Main St., Dahlonega, GA 30533 Phone: 706-864-5110 Vendor ID# 35566	Quarterly Scores (Grades)		Current Quarter Score (Grade)
	Q1: 96.09 (A)	Q2: 94.01 (A)	92.35%
	Q3: 92.35 (A-)	Q4: 83.84 (B-)	(A-)

Program Census Information:	# Children in Care During Quarter: 15	# Placements During Quarter: 15	# Children in Care On Last Day: 7
-----------------------------	---------------------------------------	---------------------------------	-----------------------------------

	Avg Performance All CCIs (%)	Provider Performance (%)*	Possible Points (Weight)	Provider Points Earned
--	-------------------------------------	----------------------------------	---------------------------------	-------------------------------

OPM Monitoring Reviews

Annual Comprehensive Reviews	90%	72%	25	17.94
Safety Reviews	96%	95%	15	14.30
Monitoring Sub-Total			40	32.23

CCI Safety Outcomes

Incidence of Maltreatment	0.15%	No Substantiated Reports	10	10.00
Staff Training	78%	0%	4	0.00
Safety Sub-Total			14	10.00

CCI Permanency Outcomes

Placement Stability	91%	80%	20	16.00
Sibling Contacts	9%	None Planned		
Permanency Sub-Total			20	16.00

CCI Well-Being Outcomes

EPSDT Medical Visits	91%	100%	4	4.00
EPSDT Dental Visits	87%	100%	4	4.00
Academic Supports	82%	100%	4	4.00
Provider ECEM Visits	82%	100%	7	7.00
Provider General Contacts	80%	100%	7	7.00
Well-Being Sub-Total			26	26.00

*Performance calculation descriptions can be found in the FY 2016 RBWO PBP Measurements and Standards Guide.

Monitoring & Outcomes: Possible Points = 100		Points Earned = 84.23	
Score Before Incentives Credit		84.23%	
Incentives Awarded		8.12 pts	
PBP Verification		N/A pts	
Total Score		92.35%	

Provider/Program Name: Rainbow Children's Home - (809) - CCI



DHS, DFCS, Office of Provider Management
Performance-Based Placement Measures
RBWO Provider GA+SCORECARD - CCI



Report Quarter: Q3 FY2016

Program Census Information:		# Children in Care During Quarter: 15	# Placements During Quarter: 15	# Children in Care On Last Day: 7
CCI Incentive Credits	Avg Performance All CCIs (Points)	Provider Performance (%)*	Possible Points (Weight)	Provider Points Earned
Early EPSDT Medical Visits		100%	2	2.00
Early EPSDT Dental Visits		100%	2	2.00
Permanency Contacts		None Planned	5	
Additional Academic Supports		6%	2	0.12
Active Agency Accreditation		0%	4	0.00
Staff Clinical Licensure		0%	5	0.00
Behavior Management (threshold = 0)		100%	4	4.00
Incentives Total	7.67		24	8.12
Maximum total combined incentive credit allowed is 10 points.			Incentives Awarded	8.12

*Performance calculation descriptions can be found in the FY 2016 RBWO PBP Measurements and Standards Guide.

Child Protective Services Investigations and Dispositions		
The following investigations data, which is not used for scoring but is considered significant to a provider's performance, is from Georgia SHINES and is not considered final or complete until the end of the fiscal year.		
Total Reports:	1	
Number Screened In:	0	
Number Screened Out:	1	
Number Substantiated:	0	
Number Unsubstantiated:	0	
Number Active CPS Investigations:	0	



DHS, DFCS, Office of Provider Management
Performance-Based Placement Measures
RBWO Provider GA+SCORECARD - CCI
Report Quarter: Q3 FY2016



Provider/Program Name: Rainbow House Emergency Shelter for Children - (810) - CCI

879 Battle Creek Rd., Jonesboro, GA 30236

Phone: 770-478-6905

Vendor ID# 35567

Quarterly Scores (Grades)

Current Quarter Score (Grade)

Q1: 95.57 (A)

Q2: 96.90 (A)

97.58%

Q3: 97.58 (A+)

Q4: 99.41 (A+)

(A+)

Program Census Information:

Children in Care During Quarter: 30

Placements During Quarter: 30

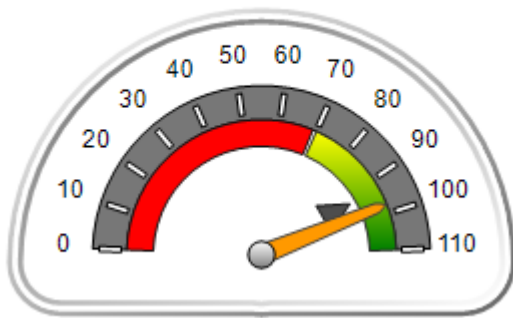
Children in Care On Last Day: 18

Quarterly Provider Comparisons to All CCIs

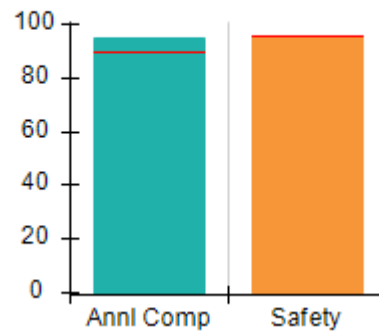
■■■■■■■■ indicates MalTx Threshold

▼ ————— indicates average for all CCIs

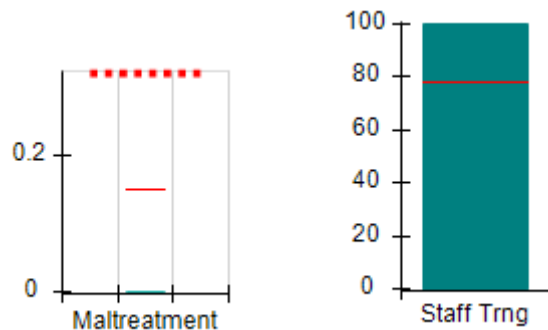
Overall Score (%)



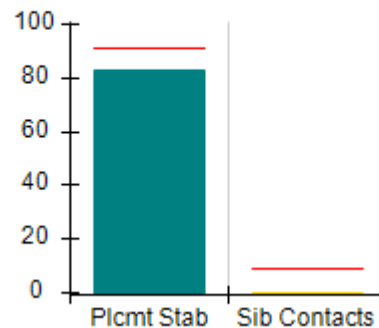
OPM Monitoring Reviews (%)



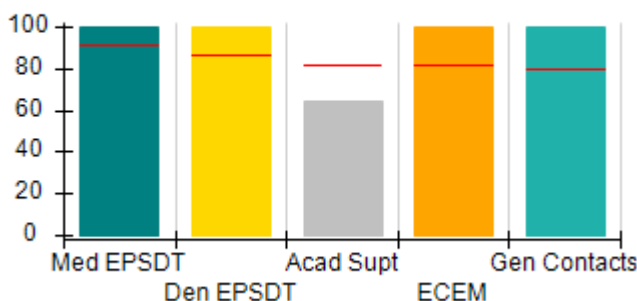
Safety Outcomes (%)



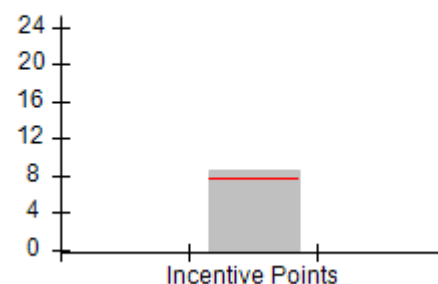
Permanency Outcomes (%)



Well-Being Outcomes (%)



Incentives Earned (Points)





DHS, DFCS, Office of Provider Management
Performance-Based Placement Measures
RBWO Provider GA+SCORECARD - CCI
Report Quarter: Q3 FY2016



Provider/Program Name: Rainbow House Emergency Shelter for Children - (810) - CCI

879 Battle Creek Rd., Jonesboro, GA 30236 Phone: 770-478-6905 Vendor ID# 35567	Quarterly Scores (Grades)		Current Quarter Score (Grade)
	Q1: 95.57 (A)	Q2: 96.90 (A)	97.58%
	Q3: 97.58 (A+)	Q4: 99.41 (A+)	(A+)

Program Census Information:	# Children in Care During Quarter: 30	# Placements During Quarter: 30	# Children in Care On Last Day: 18
-----------------------------	---------------------------------------	---------------------------------	------------------------------------

	Avg Performance All CCIs (%)	Provider Performance (%)*	Possible Points (Weight)	Provider Points Earned
--	-------------------------------------	----------------------------------	---------------------------------	-------------------------------

OPM Monitoring Reviews

Annual Comprehensive Reviews	90%	95%	25	23.75
Safety Reviews	96%	96%	15	14.36
Monitoring Sub-Total			40	38.11

CCI Safety Outcomes

Incidence of Maltreatment	0.15%	No Substantiated Reports	10	10.00
Staff Training	78%	100%	4	4.00
Safety Sub-Total			14	14.00

CCI Permanency Outcomes

Placement Stability	91%	83%	15	12.45
Sibling Contacts	9%	0%	5	0.00
Permanency Sub-Total			20	12.45

CCI Well-Being Outcomes

EPSDT Medical Visits	91%	100%	4	4.00
EPSDT Dental Visits	87%	100%	4	4.00
Academic Supports	82%	64%	4	2.56
Provider ECEM Visits	82%	100%	7	7.00
Provider General Contacts	80%	100%	7	7.00
Well-Being Sub-Total			26	24.56

*Performance calculation descriptions can be found in the FY 2016 RBWO PBP Measurements and Standards Guide.

Monitoring & Outcomes: Possible Points = 100		Points Earned = 89.12	
Score Before Incentives Credit		89.12%	
Incentives Awarded		8.46 pts	
PBP Verification		0.00 pts	
Total Score		97.58%	

Provider/Program Name: Rainbow House Emergency Shelter for Children - (810) - CCI



DHS, DFCS, Office of Provider Management
Performance-Based Placement Measures
RBWO Provider GA+SCORECARD - CCI



Report Quarter: Q3 FY2016

Program Census Information:		# Children in Care During Quarter: 30	# Placements During Quarter: 30	# Children in Care On Last Day: 18
CCI Incentive Credits	Avg Performance All CCIs (Points)	Provider Performance (%)*	Possible Points (Weight)	Provider Points Earned
Early EPSDT Medical Visits		100%	2	2.00
Early EPSDT Dental Visits		100%	2	2.00
Permanency Contacts		0%	5	0.00
Additional Academic Supports		23%	2	0.46
Active Agency Accreditation		0%	4	0.00
Staff Clinical Licensure		0%	5	0.00
Behavior Management (threshold = 0)		100%	4	4.00
Incentives Total	7.67		24	8.46
Maximum total combined incentive credit allowed is 10 points.			Incentives Awarded	8.46

*Performance calculation descriptions can be found in the FY 2016 RBWO PBP Measurements and Standards Guide.

Child Protective Services Investigations and Dispositions		
The following investigations data, which is not used for scoring but is considered significant to a provider's performance, is from Georgia SHINES and is not considered final or complete until the end of the fiscal year.		
Total Reports:	1	
Number Screened In:	0	
Number Screened Out:	1	
Number Substantiated:	0	
Number Unsubstantiated:	0	
Number Active CPS Investigations:	0	



DHS, DFCS, Office of Provider Management
Performance-Based Placement Measures
RBWO Provider GA+SCORECARD - CCI
Report Quarter: Q3 FY2016



Provider/Program Name: Raintree Village - Lowndes County (811) - CCI

3757 Johnston Rd., Valdosta, GA 31601

Phone: 229-559-5944

Vendor ID# 35568

Quarterly Scores (Grades)

Q1: 103.06 (A+)

Q2: 104.35 (A+)

Q3: 104.01 (A+)

Q4: 103.10 (A+)

Current Quarter Score (Grade)

104.01%

(A+)

Program Census Information:

Children in Care During Quarter: 14

Placements During Quarter: 14

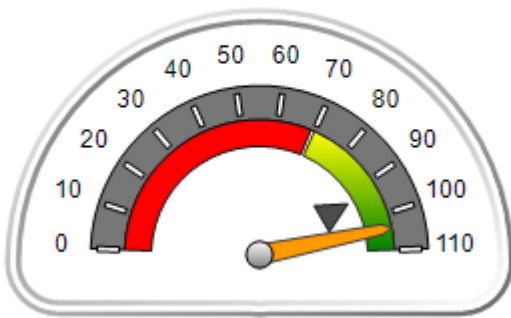
Children in Care On Last Day: 10

Quarterly Provider Comparisons to All CCIs

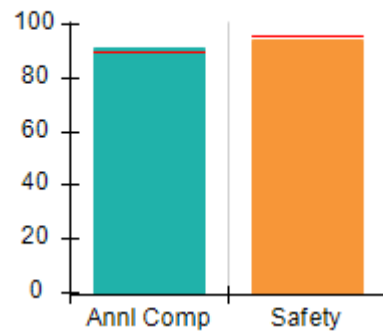
■■■■■■■■ indicates MalTx Threshold

▼ ————— indicates average for all CCIs

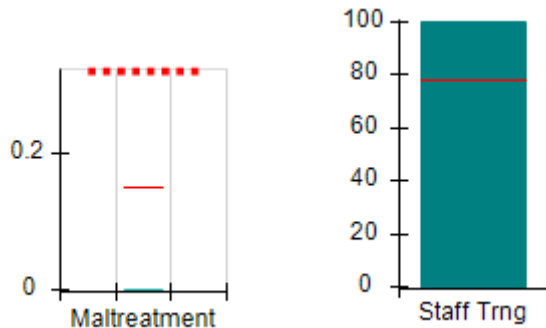
Overall Score (%)



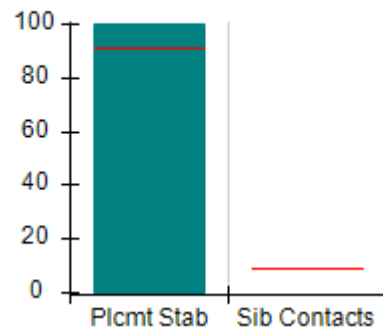
OPM Monitoring Reviews (%)



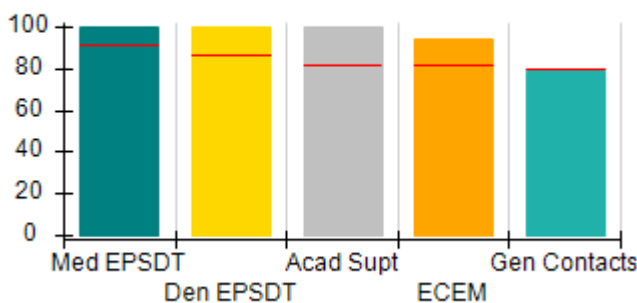
Safety Outcomes (%)



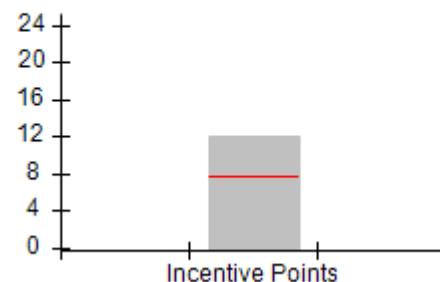
Permanency Outcomes (%)



Well-Being Outcomes (%)



Incentives Earned (Points)





DHS, DFCS, Office of Provider Management
Performance-Based Placement Measures
RBWO Provider GA+SCORECARD - CCI
Report Quarter: Q3 FY2016



Provider/Program Name: Raintree Village - Lowndes County (811) - CCI

3757 Johnston Rd., Valdosta, GA 31601		Quarterly Scores (Grades)		Current Quarter Score (Grade)
Phone: 229-559-5944		Q1: 103.06 (A+)	Q2: 104.35 (A+)	104.01%
Vendor ID# 35568		Q3: 104.01 (A+)	Q4: 103.10 (A+)	(A+)
Program Census Information:		# Children in Care During Quarter: 14	# Placements During Quarter: 14	# Children in Care On Last Day: 10
	Avg Performance All CCIs (%)	Provider Performance (%)*	Possible Points (Weight)	Provider Points Earned
OPM Monitoring Reviews				
Annual Comprehensive Reviews	90%	91%	25	22.83
Safety Reviews	96%	94%	15	14.12
Monitoring Sub-Total			40	36.95
CCI Safety Outcomes				
Incidence of Maltreatment	0.15%	No Substantiated Reports	10	10.00
Staff Training	78%	100%	4	4.00
Safety Sub-Total			14	14.00
CCI Permanency Outcomes				
Placement Stability	91%	100%	20	20.00
Sibling Contacts	9%	None Planned		
Permanency Sub-Total			20	20.00
CCI Well-Being Outcomes				
EPSDT Medical Visits	91%	100%	4	4.00
EPSDT Dental Visits	87%	100%	4	4.00
Academic Supports	82%	100%	4	4.00
Provider ECEM Visits	82%	94%	7	6.58
Provider General Contacts	80%	79%	7	5.53
Well-Being Sub-Total			26	24.11
*Performance calculation descriptions can be found in the FY 2016 RBWO PBP Measurements and Standards Guide.				

Monitoring & Outcomes: Possible Points = 100		Points Earned = 95.06	
Score Before Incentives Credit		95.06%	
Incentives Awarded		10.00 pts	
PBP Verification		-1.05 pts	
Total Score		104.01%	

Provider/Program Name: Raintree Village - Lowndes County (811) - CCI



DHS, DFCS, Office of Provider Management
Performance-Based Placement Measures
RBWO Provider GA+SCORECARD - CCI



Report Quarter: Q3 FY2016

Program Census Information:		# Children in Care During Quarter: 14	# Placements During Quarter: 14	# Children in Care On Last Day: 10
CCI Incentive Credits	Avg Performance All CCIs (Points)	Provider Performance (%)*	Possible Points (Weight)	Provider Points Earned
Early EPSDT Medical Visits		100%	2	2.00
Early EPSDT Dental Visits		100%	2	2.00
Permanency Contacts		None Planned	5	
Additional Academic Supports		97%	2	1.94
Active Agency Accreditation		50%	4	2.00
Staff Clinical Licensure		0%	5	0.00
Behavior Management (threshold = 0)		100%	4	4.00
Incentives Total	7.67		24	11.94
Maximum total combined incentive credit allowed is 10 points.			Incentives Awarded	10.00

*Performance calculation descriptions can be found in the FY 2016 RBWO PBP Measurements and Standards Guide.

Child Protective Services Investigations and Dispositions

The following investigations data, which is not used for scoring but is considered significant to a provider's performance, is from Georgia SHINES and is not considered final or complete until the end of the fiscal year.

Total Reports:	2
Number Screened In:	1
Number Screened Out:	1
Number Substantiated:	0
Number Unsubstantiated:	0
Number Active CPS Investigations:	1



DHS, DFCS, Office of Provider Management
Performance-Based Placement Measures
RBWO Provider GA+SCORECARD - CCI
Report Quarter: Q3 FY2016



Provider/Program Name: Refuge House, The - (945) - CCI

702 Cloud Street, Donalsonville, GA 39845

Phone: 229 524-6654

Vendor ID# 35571

Quarterly Scores (Grades)

Current Quarter Score (Grade)

Q1: 91.90 (A-)

Q2: 81.40 (B-)

68.08%

Q3: 68.08 (D+)

Q4: 79.38 (C+)

(D+)

Program Census Information:

Children in Care During Quarter: 14

Placements During Quarter: 14

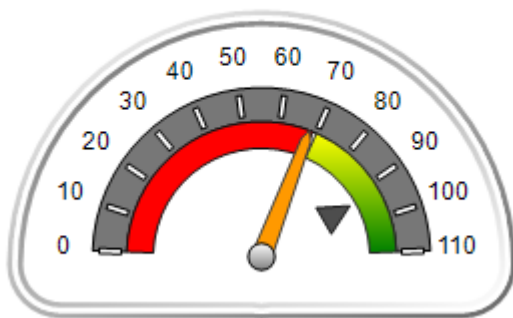
Children in Care On Last Day: 7

Quarterly Provider Comparisons to All CCIs

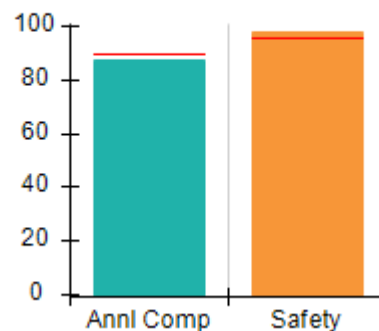
■■■■■■■■ indicates MalTx Threshold

▼ indicates average for all CCIs

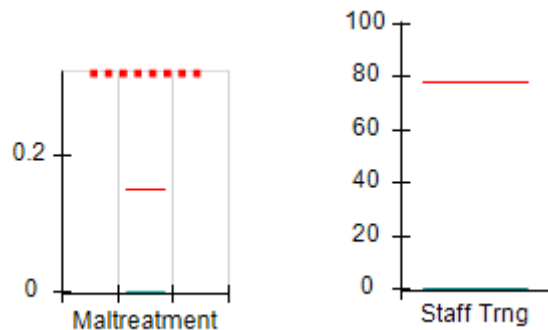
Overall Score (%)



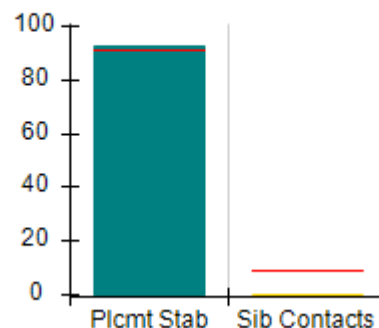
OPM Monitoring Reviews (%)



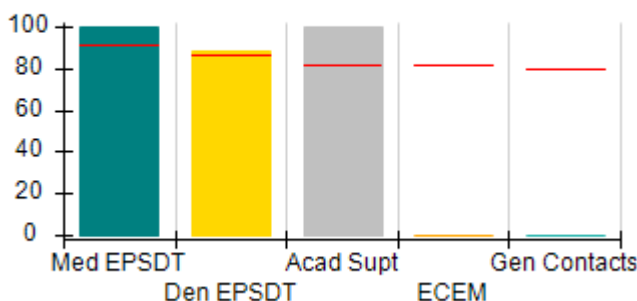
Safety Outcomes (%)



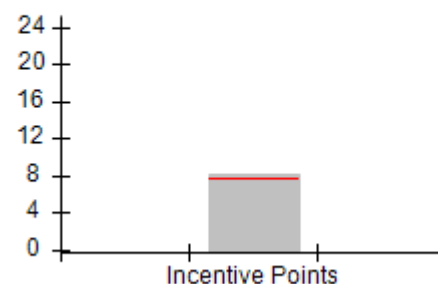
Permanency Outcomes (%)



Well-Being Outcomes (%)



Incentives Earned (Points)





DHS, DFCS, Office of Provider Management
Performance-Based Placement Measures
RBWO Provider GA+SCORECARD - CCI
Report Quarter: Q3 FY2016



Provider/Program Name: Refuge House, The - (945) - CCI

702 Cloud Street, Donalsonville, GA 39845 Phone: 229 524-6654 Vendor ID# 35571	Quarterly Scores (Grades)		Current Quarter Score (Grade)
	Q1: 91.90 (A-)	Q2: 81.40 (B-)	68.08%
	Q3: 68.08 (D+)	Q4: 79.38 (C+)	(D+)

Program Census Information:	# Children in Care During Quarter: 14	# Placements During Quarter: 14	# Children in Care On Last Day: 7
-----------------------------	---------------------------------------	---------------------------------	-----------------------------------

	Avg Performance All CCIs (%)	Provider Performance (%)*	Possible Points (Weight)	Provider Points Earned
--	-------------------------------------	----------------------------------	---------------------------------	-------------------------------

OPM Monitoring Reviews

Annual Comprehensive Reviews	90%	88%	25	21.95
Safety Reviews	96%	98%	15	14.71
Monitoring Sub-Total			40	36.66

CCI Safety Outcomes

Incidence of Maltreatment	0.15%	No Substantiated Reports	10	10.00
Staff Training	78%	0%	4	0.00
Safety Sub-Total			14	10.00

CCI Permanency Outcomes

Placement Stability	91%	93%	15	13.95
Sibling Contacts	9%	0%	5	0.00
Permanency Sub-Total			20	13.95

CCI Well-Being Outcomes

EPSDT Medical Visits	91%	100%	4	4.00
EPSDT Dental Visits	87%	88%	4	3.52
Academic Supports	82%	100%	4	4.00
Provider ECEM Visits	82%	0%	7	0.00
Provider General Contacts	80%	0%	7	0.00
Well-Being Sub-Total			26	11.52

*Performance calculation descriptions can be found in the FY 2016 RBWO PBP Measurements and Standards Guide.

Monitoring & Outcomes: Possible Points = 100		Points Earned = 72.13	
Score Before Incentives Credit		72.13%	
Incentives Awarded		8.06 pts	
PBP Verification		-12.11 pts	
Total Score		68.08%	

Provider/Program Name: Refuge House, The - (945) - CCI



DHS, DFCS, Office of Provider Management
Performance-Based Placement Measures
RBWO Provider GA+SCORECARD - CCI



Report Quarter: Q3 FY2016

Program Census Information:		# Children in Care During Quarter: 14	# Placements During Quarter: 14	# Children in Care On Last Day: 7
CCI Incentive Credits	Avg Performance All CCIs (Points)	Provider Performance (%)*	Possible Points (Weight)	Provider Points Earned
Early EPSDT Medical Visits		100%	2	2.00
Early EPSDT Dental Visits		83%	2	1.66
Permanency Contacts		0%	5	0.00
Additional Academic Supports		20%	2	0.40
Active Agency Accreditation		0%	4	0.00
Staff Clinical Licensure		0%	5	0.00
Behavior Management (threshold = 0)		100%	4	4.00
Incentives Total	7.67		24	8.06
Maximum total combined incentive credit allowed is 10 points.			Incentives Awarded	8.06
*Performance calculation descriptions can be found in the FY 2016 RBWO PBP Measurements and Standards Guide.				

Child Protective Services Investigations and Dispositions		
The following investigations data, which is not used for scoring but is considered significant to a provider's performance, is from Georgia SHINES and is not considered final or complete until the end of the fiscal year.		
Total Reports:	0	
Number Screened In:	0	
Number Screened Out:	0	
Number Substantiated:	0	
Number Unsubstantiated:	0	
Number Active CPS Investigations:	0	



DHS, DFCS, Office of Provider Management
Performance-Based Placement Measures
RBWO Provider GA+SCORECARD - CCI



Report Quarter: Q3 FY2016

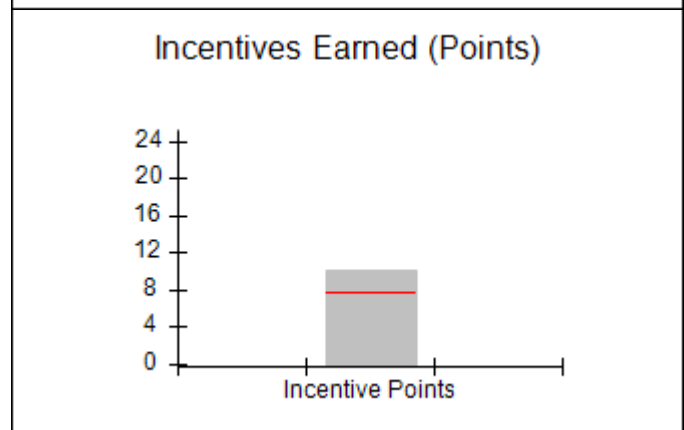
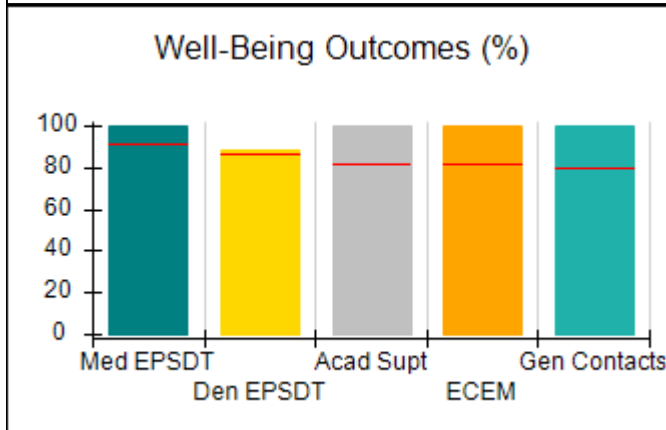
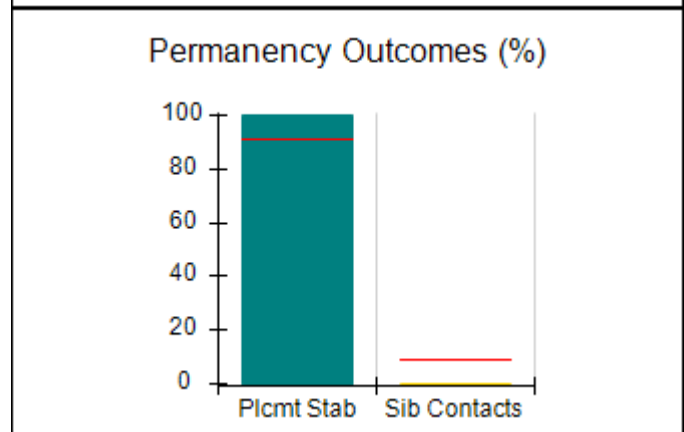
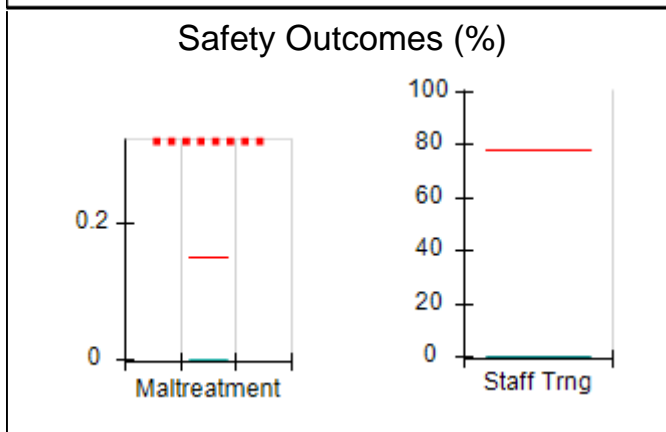
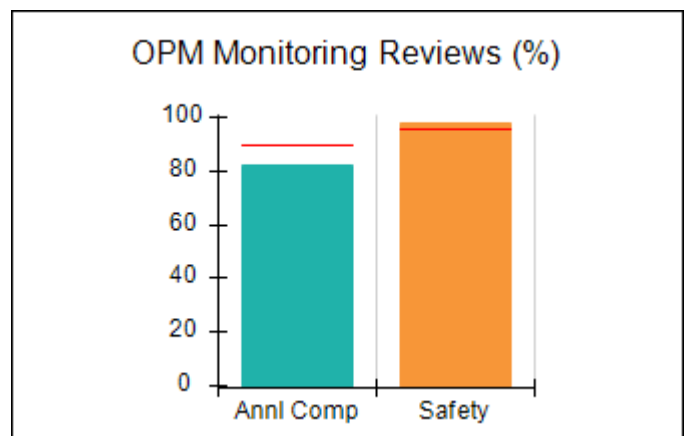
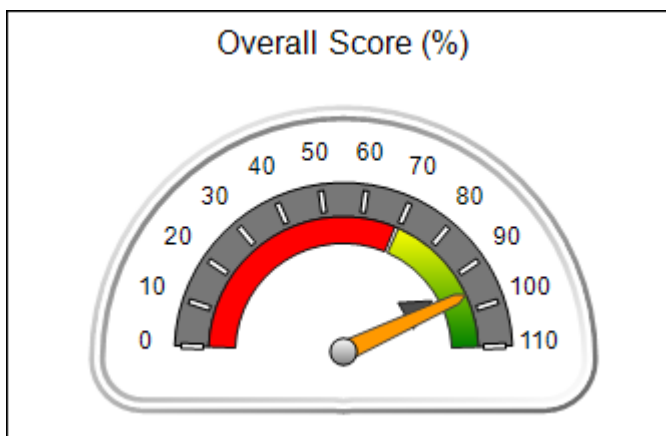
Provider/Program Name: Safe Harbor Children's Center, Inc. - (820) - CCI

2215 Gloucester St., Brunswick, GA 31520-6912 Phone: 912-267-6000 Vendor ID# 35573	Quarterly Scores (Grades)		Current Quarter Score (Grade)
	Q1: 97.11 (A+)	Q2: 93.20 (A-)	95.73% (A)
	Q3: 95.73 (A)	Q4: 94.84 (A)	
Program Census Information:	# Children in Care During Quarter: 13	# Placements During Quarter: 13	# Children in Care On Last Day: 9

Quarterly Provider Comparisons to All CCIs

■■■■■■■■ indicates MalTx Threshold

▼ ————— indicates average for all CCIs





DHS, DFCS, Office of Provider Management
Performance-Based Placement Measures
RBWO Provider GA+SCORECARD - CCI
Report Quarter: Q3 FY2016



Provider/Program Name: Safe Harbor Children's Center, Inc. - (820) - CCI				
2215 Gloucester St., Brunswick, GA 31520-6912 Phone: 912-267-6000 Vendor ID# 35573		Quarterly Scores (Grades)		Current Quarter Score (Grade)
		Q1: 97.11 (A+)	Q2: 93.20 (A-)	95.73%
		Q3: 95.73 (A)	Q4: 94.84 (A)	(A)
Program Census Information:		# Children in Care During Quarter: 13	# Placements During Quarter: 13	# Children in Care On Last Day: 9
	Avg Performance All CCIs (%)	Provider Performance (%)*	Possible Points (Weight)	Provider Points Earned
OPM Monitoring Reviews				
Annual Comprehensive Reviews	90%	82%	25	20.51
Safety Reviews	96%	98%	15	14.70
Monitoring Sub-Total			40	35.21
CCI Safety Outcomes				
Incidence of Maltreatment	0.15%	No Substantiated Reports	10	10.00
Staff Training	78%	0%	4	0.00
Safety Sub-Total			14	10.00
CCI Permanency Outcomes				
Placement Stability	91%	100%	15	15.00
Sibling Contacts	9%	0%	5	0.00
Permanency Sub-Total			20	15.00
CCI Well-Being Outcomes				
EPSDT Medical Visits	91%	100%	4	4.00
EPSDT Dental Visits	87%	88%	4	3.52
Academic Supports	82%	100%	4	4.00
Provider ECEM Visits	82%	100%	7	7.00
Provider General Contacts	80%	100%	7	7.00
Well-Being Sub-Total			26	25.52
*Performance calculation descriptions can be found in the FY 2016 RBWO PBP Measurements and Standards Guide.				

Monitoring & Outcomes: Possible Points = 100		Points Earned = 85.73	
Score Before Incentives Credit		85.73%	
Incentives Awarded		10.00 pts	
PBP Verification		N/A pts	
Total Score		95.73%	

Provider/Program Name: Safe Harbor Children's Center, Inc. - (820) - CCI



DHS, DFCS, Office of Provider Management
Performance-Based Placement Measures
RBWO Provider GA+SCORECARD - CCI



Report Quarter: Q3 FY2016

Program Census Information:		# Children in Care During Quarter: 13	# Placements During Quarter: 13	# Children in Care On Last Day: 9
CCI Incentive Credits	Avg Performance All CCIs (Points)	Provider Performance (%)*	Possible Points (Weight)	Provider Points Earned
Early EPSDT Medical Visits		100%	2	2.00
Early EPSDT Dental Visits		80%	2	1.60
Permanency Contacts		0%	5	0.00
Additional Academic Supports		100%	2	2.00
Active Agency Accreditation		0%	4	0.00
Staff Clinical Licensure		10%	5	0.50
Behavior Management (threshold = 0)		100%	4	4.00
Incentives Total	7.67		24	10.10
Maximum total combined incentive credit allowed is 10 points.			Incentives Awarded	10.00

*Performance calculation descriptions can be found in the FY 2016 RBWO PBP Measurements and Standards Guide.

Child Protective Services Investigations and Dispositions		
The following investigations data, which is not used for scoring but is considered significant to a provider's performance, is from Georgia SHINES and is not considered final or complete until the end of the fiscal year.		
Total Reports:	0	
Number Screened In:	0	
Number Screened Out:	0	
Number Substantiated:	0	
Number Unsubstantiated:	0	
Number Active CPS Investigations:	0	



DHS, DFCS, Office of Provider Management
Performance-Based Placement Measures
RBWO Provider GA+SCORECARD - CCI



Report Quarter: Q3 FY2016

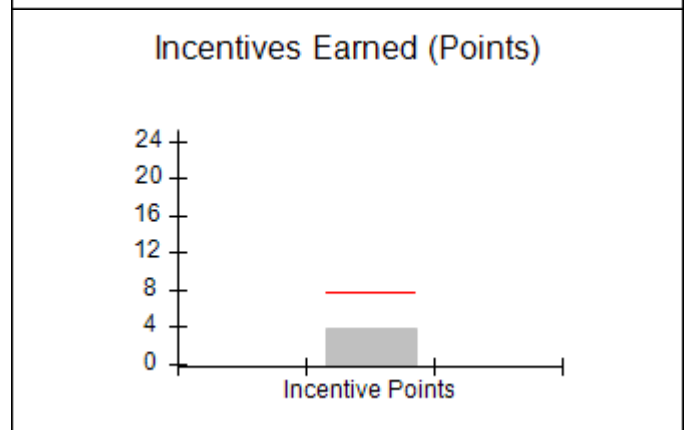
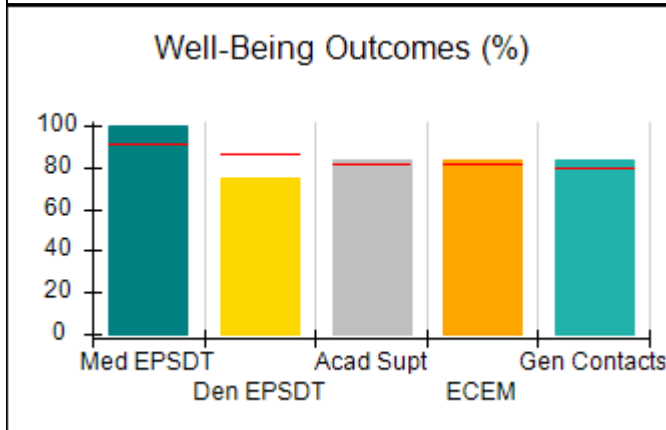
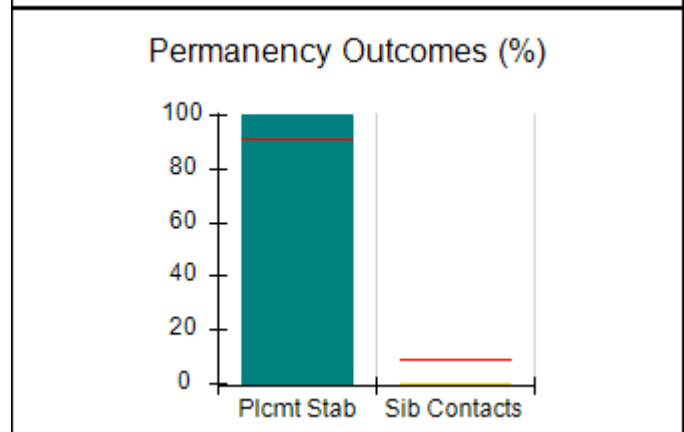
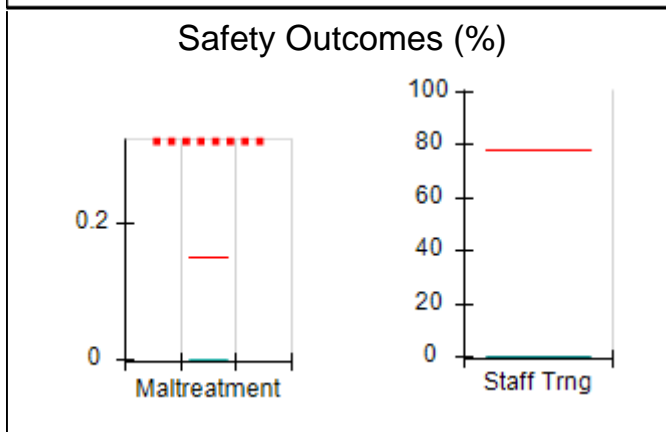
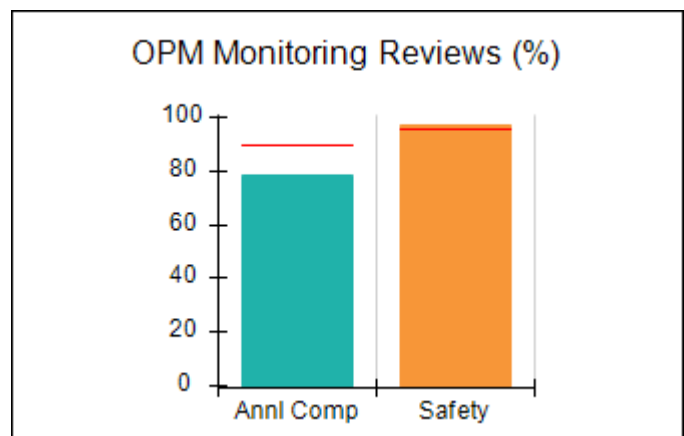
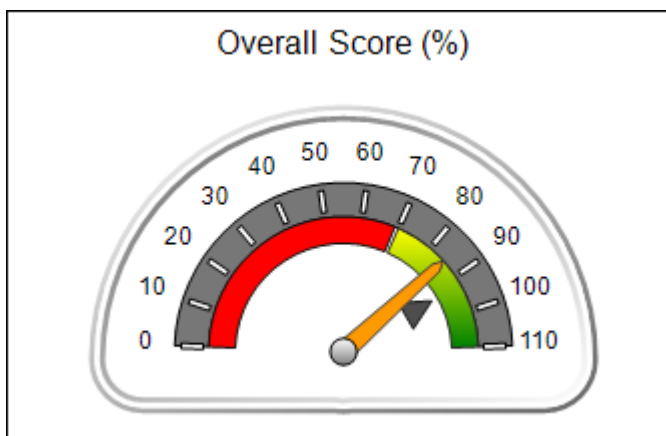
Provider/Program Name: Safe Harbor Children's Center, Inc. - Hamer House (4958) - CCI

2016 Atlanta Ave, Brunswick, GA 31520 Phone: 912-267-6000 Vendor ID# 89585	Quarterly Scores (Grades)		Current Quarter Score (Grade)
	Q1: 93.26 (A-)	Q2: 97.17 (A+)	84.90%
	Q3: 84.90 (B)	Q4: 88.20 (B+)	(B)
Program Census Information:	# Children in Care During Quarter: 8	# Placements During Quarter: 8	# Children in Care On Last Day: 8

Quarterly Provider Comparisons to All CCIs

■■■■■■■■ indicates MalTx Threshold

▼ — indicates average for all CCIs





DHS, DFCS, Office of Provider Management
Performance-Based Placement Measures
RBWO Provider GA+SCORECARD - CCI
Report Quarter: Q3 FY2016



Provider/Program Name: Safe Harbor Children's Center, Inc. - Hamer House (4958) - CCI

2016 Atlanta Ave, Brunswick, GA 31520 Phone: 912-267-6000 Vendor ID# 89585	Quarterly Scores (Grades)		Current Quarter Score (Grade)
	Q1: 93.26 (A-)	Q2: 97.17 (A+)	84.90%
	Q3: 84.90 (B)	Q4: 88.20 (B+)	(B)

Program Census Information:	# Children in Care During Quarter: 8	# Placements During Quarter: 8	# Children in Care On Last Day: 8
------------------------------------	--------------------------------------	--------------------------------	-----------------------------------

	Avg Performance All CCIs (%)	Provider Performance (%)*	Possible Points (Weight)	Provider Points Earned
--	-------------------------------------	----------------------------------	---------------------------------	-------------------------------

OPM Monitoring Reviews

Annual Comprehensive Reviews	90%	78%	25	19.62
Safety Reviews	96%	98%	15	14.64
Monitoring Sub-Total			40	34.26

CCI Safety Outcomes

Incidence of Maltreatment	0.15%	No Substantiated Reports	10	10.00
Staff Training	78%	0%	4	0.00
Safety Sub-Total			14	10.00

CCI Permanency Outcomes

Placement Stability	91%	100%	15	15.00
Sibling Contacts	9%	0%	5	0.00
Permanency Sub-Total			20	15.00

CCI Well-Being Outcomes

EPSDT Medical Visits	91%	100%	4	4.00
EPSDT Dental Visits	87%	75%	4	3.00
Academic Supports	82%	83%	4	3.32
Provider ECEM Visits	82%	83%	7	5.81
Provider General Contacts	80%	83%	7	5.81
Well-Being Sub-Total			26	21.94

*Performance calculation descriptions can be found in the FY 2016 RBWO PBP Measurements and Standards Guide.

Monitoring & Outcomes: Possible Points = 100		Points Earned = 81.20	
Score Before Incentives Credit		81.20%	
Incentives Awarded		3.70 pts	
PBP Verification		N/A pts	
Total Score		84.90%	

Provider/Program Name: Safe Harbor Children's Center, Inc. - Hamer House (4958) - CCI



DHS, DFCS, Office of Provider Management
Performance-Based Placement Measures
RBWO Provider GA+SCORECARD - CCI



Report Quarter: Q3 FY2016

Program Census Information:		# Children in Care During Quarter: 8	# Placements During Quarter: 8	# Children in Care On Last Day: 8
CCI Incentive Credits	Avg Performance All CCIs (Points)	Provider Performance (%)*	Possible Points (Weight)	Provider Points Earned
Early EPSDT Medical Visits		Not Eligible	2	
Early EPSDT Dental Visits		60%	2	1.20
Permanency Contacts		0%	5	0.00
Additional Academic Supports		75%	2	1.50
Active Agency Accreditation		0%	4	0.00
Staff Clinical Licensure		20%	5	1.00
Behavior Management (threshold = 0)		0%	4	0.00
Incentives Total	7.67		24	3.70
Maximum total combined incentive credit allowed is 10 points.			Incentives Awarded	3.70

*Performance calculation descriptions can be found in the FY 2016 RBWO PBP Measurements and Standards Guide.

Child Protective Services Investigations and Dispositions		
The following investigations data, which is not used for scoring but is considered significant to a provider's performance, is from Georgia SHINES and is not considered final or complete until the end of the fiscal year.		
Total Reports:	0	
Number Screened In:	0	
Number Screened Out:	0	
Number Substantiated:	0	
Number Unsubstantiated:	0	
Number Active CPS Investigations:	0	



DHS, DFCS, Office of Provider Management
Performance-Based Placement Measures
RBWO Provider GA+SCORECARD - CCI
Report Quarter: Q3 FY2016



Provider/Program Name: Seeds of Excellence - (5154) - CCI

947 Bryant Hill Road, Marshallville, GA 31057

Phone: 678-468-4880

Vendor ID# 117776

Quarterly Scores (Grades)

Q1: 88.07 (B+)

Q2: 95.39 (A)

Q3: 82.48 (B-)

Q4: 70.14 (C-)

Current Quarter Score (Grade)

82.48%

(B-)

Program Census Information:

Children in Care During Quarter: 13

Placements During Quarter: 15

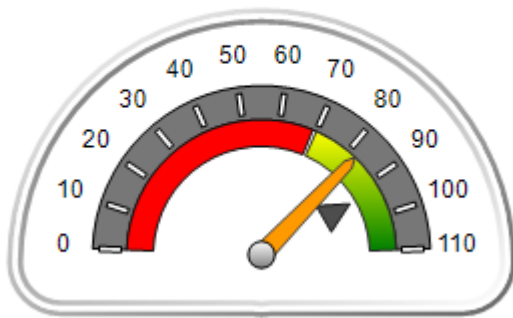
Children in Care On Last Day: 6

Quarterly Provider Comparisons to All CCIs

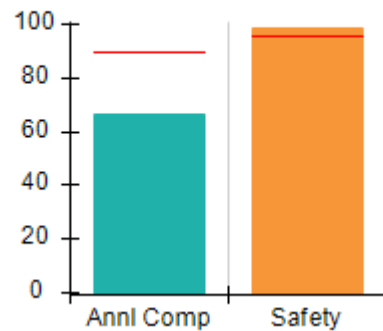
■■■■■■■■ indicates MalTx Threshold

▼ ————— indicates average for all CCIs

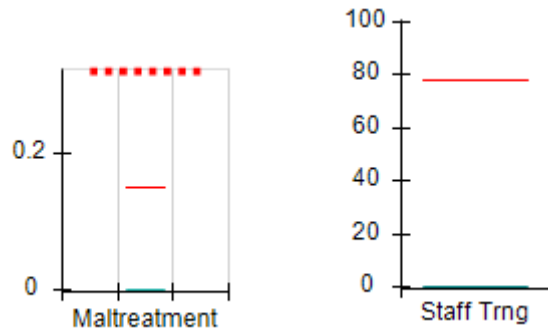
Overall Score (%)



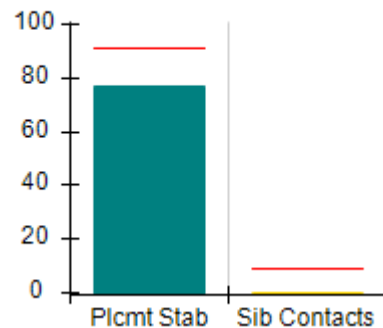
OPM Monitoring Reviews (%)



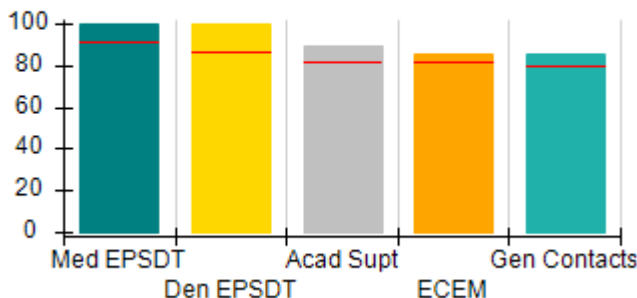
Safety Outcomes (%)



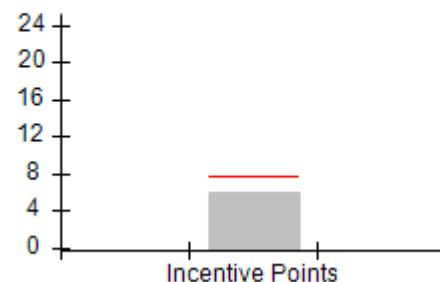
Permanency Outcomes (%)



Well-Being Outcomes (%)



Incentives Earned (Points)





DHS, DFCS, Office of Provider Management
Performance-Based Placement Measures
RBWO Provider GA+SCORECARD - CCI
Report Quarter: Q3 FY2016



Provider/Program Name: Seeds of Excellence - (5154) - CCI

947 Bryant Hill Road, Marshallville, GA 31057 Phone: 678-468-4880 Vendor ID# 117776	Quarterly Scores (Grades)		Current Quarter Score (Grade)
	Q1: 88.07 (B+)	Q2: 95.39 (A)	82.48%
	Q3: 82.48 (B-)	Q4: 70.14 (C-)	(B-)

Program Census Information:	# Children in Care During Quarter: 13	# Placements During Quarter: 15	# Children in Care On Last Day: 6
-----------------------------	---------------------------------------	---------------------------------	-----------------------------------

	Avg Performance All CCIs (%)	Provider Performance (%)*	Possible Points (Weight)	Provider Points Earned
--	-------------------------------------	----------------------------------	---------------------------------	-------------------------------

OPM Monitoring Reviews

Annual Comprehensive Reviews	90%	66%	25	16.62
Safety Reviews	96%	99%	15	14.85
Monitoring Sub-Total			40	31.47

CCI Safety Outcomes

Incidence of Maltreatment	0.15%	No Substantiated Reports	10	10.00
Staff Training	78%	0%	4	0.00
Safety Sub-Total			14	10.00

CCI Permanency Outcomes

Placement Stability	91%	77%	15	11.55
Sibling Contacts	9%	0%	5	0.00
Permanency Sub-Total			20	11.55

CCI Well-Being Outcomes

EPSDT Medical Visits	91%	100%	4	4.00
EPSDT Dental Visits	87%	100%	4	4.00
Academic Supports	82%	89%	4	3.56
Provider ECEM Visits	82%	85%	7	5.95
Provider General Contacts	80%	85%	7	5.95
Well-Being Sub-Total			26	23.46

*Performance calculation descriptions can be found in the FY 2016 RBWO PBP Measurements and Standards Guide.

Monitoring & Outcomes: Possible Points = 100		Points Earned = 76.48	
Score Before Incentives Credit		76.48%	
Incentives Awarded		6.00 pts	
PBP Verification		N/A pts	
Total Score		82.48%	

Provider/Program Name: Seeds of Excellence - (5154) - CCI



DHS, DFCS, Office of Provider Management
Performance-Based Placement Measures
RBWO Provider GA+SCORECARD - CCI



Report Quarter: Q3 FY2016

Program Census Information:		# Children in Care During Quarter: 13	# Placements During Quarter: 15	# Children in Care On Last Day: 6
CCI Incentive Credits	Avg Performance All CCIs (Points)	Provider Performance (%)*	Possible Points (Weight)	Provider Points Earned
Early EPSDT Medical Visits		Not Eligible	2	
Early EPSDT Dental Visits		100%	2	2.00
Permanency Contacts		0%	5	0.00
Additional Academic Supports		0%	2	0.00
Active Agency Accreditation		0%	4	0.00
Staff Clinical Licensure		0%	5	0.00
Behavior Management (threshold = 0)		100%	4	4.00
Incentives Total	7.67		24	6.00
Maximum total combined incentive credit allowed is 10 points.			Incentives Awarded	6.00

*Performance calculation descriptions can be found in the FY 2016 RBWO PBP Measurements and Standards Guide.

Child Protective Services Investigations and Dispositions		
The following investigations data, which is not used for scoring but is considered significant to a provider's performance, is from Georgia SHINES and is not considered final or complete until the end of the fiscal year.		
Total Reports:	1	
Number Screened In:	0	
Number Screened Out:	1	
Number Substantiated:	0	
Number Unsubstantiated:	0	
Number Active CPS Investigations:	0	



DHS, DFCS, Office of Provider Management
Performance-Based Placement Measures
RBWO Provider GA+SCORECARD - CCI
Report Quarter: Q3 FY2016



Provider/Program Name: Smith Group Home - (824) - CCI

538 Presley Road NE, Ludowici, GA 31316

Phone: 912-545-9547

Vendor ID# 35580

Quarterly Scores (Grades)

Q1: 104.94 (A+)

Q2: 102.81 (A+)

Q3: 100.81 (A+)

Q4: 105.74 (A+)

Current Quarter Score (Grade)

100.81%

(A+)

Program Census Information:

Children in Care During Quarter: 25

Placements During Quarter: 25

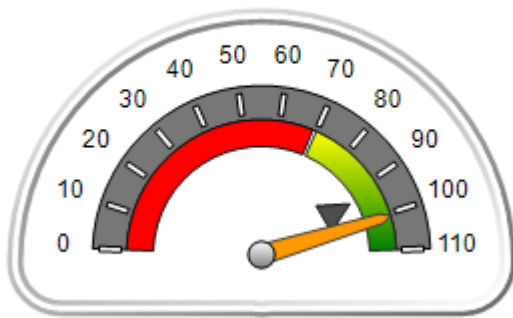
Children in Care On Last Day: 19

Quarterly Provider Comparisons to All CCIs

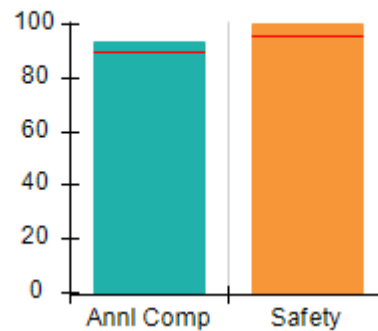
■■■■■■■■ indicates MalTx Threshold

▼ ————— indicates average for all CCIs

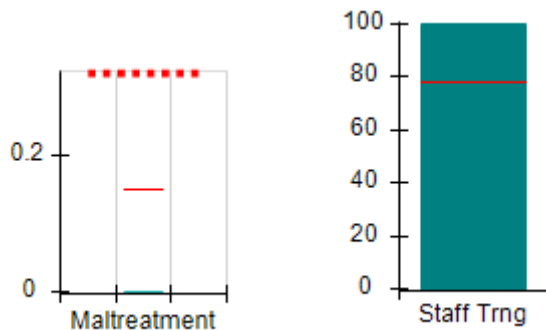
Overall Score (%)



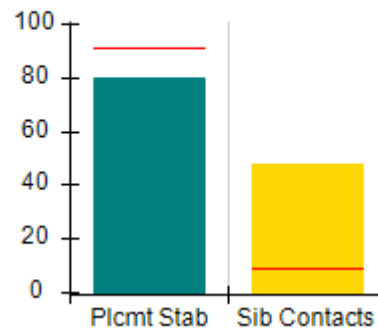
OPM Monitoring Reviews (%)



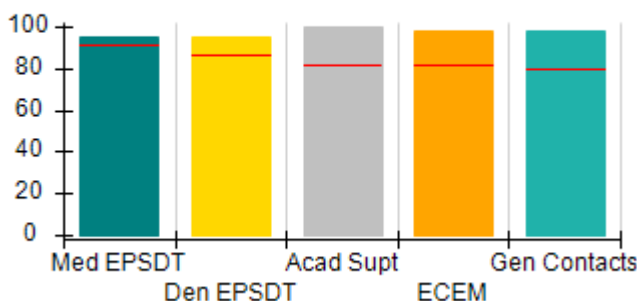
Safety Outcomes (%)



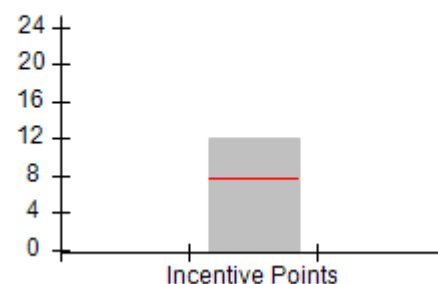
Permanency Outcomes (%)



Well-Being Outcomes (%)



Incentives Earned (Points)





DHS, DFCS, Office of Provider Management
Performance-Based Placement Measures
RBWO Provider GA+SCORECARD - CCI
Report Quarter: Q3 FY2016



Provider/Program Name: Smith Group Home - (824) - CCI

538 Presley Road NE, Ludowici, GA 31316 Phone: 912-545-9547 Vendor ID# 35580	Quarterly Scores (Grades)		Current Quarter Score (Grade)
	Q1: 104.94 (A+)	Q2: 102.81 (A+)	100.81%
	Q3: 100.81 (A+)	Q4: 105.74 (A+)	(A+)

Program Census Information:	# Children in Care During Quarter: 25	# Placements During Quarter: 25	# Children in Care On Last Day: 19
-----------------------------	---------------------------------------	---------------------------------	------------------------------------

	Avg Performance All CCIs (%)	Provider Performance (%)*	Possible Points (Weight)	Provider Points Earned
--	-------------------------------------	----------------------------------	---------------------------------	-------------------------------

OPM Monitoring Reviews

Annual Comprehensive Reviews	90%	94%	25	23.42
Safety Reviews	96%	100%	15	15.00
Monitoring Sub-Total			40	38.42

CCI Safety Outcomes

Incidence of Maltreatment	0.15%	No Substantiated Reports	10	10.00
Staff Training	78%	100%	4	4.00
Safety Sub-Total			14	14.00

CCI Permanency Outcomes

Placement Stability	91%	80%	15	12.00
Sibling Contacts	9%	48%	5	2.40
Permanency Sub-Total			20	14.40

CCI Well-Being Outcomes

EPSDT Medical Visits	91%	95%	4	3.80
EPSDT Dental Visits	87%	95%	4	3.80
Academic Supports	82%	100%	4	4.00
Provider ECEM Visits	82%	98%	7	6.86
Provider General Contacts	80%	98%	7	6.86
Well-Being Sub-Total			26	25.32

*Performance calculation descriptions can be found in the FY 2016 RBWO PBP Measurements and Standards Guide.

Monitoring & Outcomes: Possible Points = 100		Points Earned = 92.14	
Score Before Incentives Credit		92.14%	
Incentives Awarded		10.00 pts	
PBP Verification		-1.33 pts	
Total Score		100.81%	

Provider/Program Name: Smith Group Home - (824) - CCI



DHS, DFCS, Office of Provider Management
Performance-Based Placement Measures
RBWO Provider GA+SCORECARD - CCI



Report Quarter: Q3 FY2016

Program Census Information:		# Children in Care During Quarter: 25	# Placements During Quarter: 25	# Children in Care On Last Day: 19
CCI Incentive Credits	Avg Performance All CCIs (Points)	Provider Performance (%)*	Possible Points (Weight)	Provider Points Earned
Early EPSDT Medical Visits		93%	2	1.86
Early EPSDT Dental Visits		89%	2	1.78
Permanency Contacts		63%	5	3.15
Additional Academic Supports		58%	2	1.16
Active Agency Accreditation		0%	4	0.00
Staff Clinical Licensure		0%	5	0.00
Behavior Management (threshold = 0)		100%	4	4.00
Incentives Total	7.67		24	11.95
Maximum total combined incentive credit allowed is 10 points.			Incentives Awarded	10.00

*Performance calculation descriptions can be found in the FY 2016 RBWO PBP Measurements and Standards Guide.

Child Protective Services Investigations and Dispositions

The following investigations data, which is not used for scoring but is considered significant to a provider's performance, is from Georgia SHINES and is not considered final or complete until the end of the fiscal year.

Total Reports:	0
Number Screened In:	0
Number Screened Out:	0
Number Substantiated:	0
Number Unsubstantiated:	0
Number Active CPS Investigations:	0



DHS, DFCS, Office of Provider Management
Performance-Based Placement Measures
RBWO Provider GA+SCORECARD - CCI



Report Quarter: Q3 FY2016

Provider/Program Name: Star Island - (1021) - CCI

218 S MacArthur Drive, Camilla, GA 31730

Phone: 229-336-1700

Vendor ID# 65729

Quarterly Scores (Grades)

Current Quarter Score (Grade)

Q1: 70.59 (C-)

Q2: 72.43 (C-)

72.37%

Q3: 72.37 (C-)

Q4: 73.83 (C-)

(C-)

Program Census Information:

Children in Care During Quarter: 11

Placements During Quarter: 11

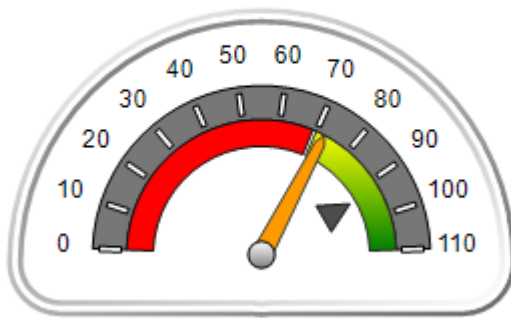
Children in Care On Last Day: 8

Quarterly Provider Comparisons to All CCIs

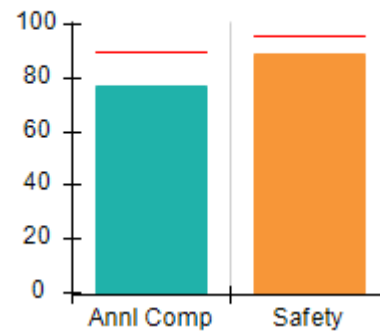
■■■■■■■■ indicates MalTx Threshold

▼ ————— indicates average for all CCIs

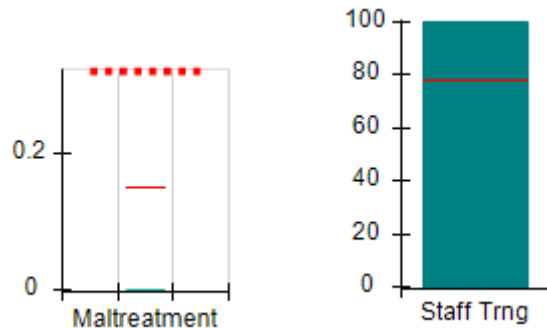
Overall Score (%)



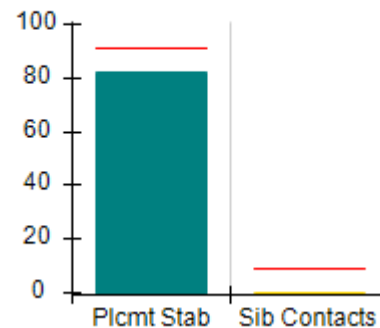
OPM Monitoring Reviews (%)



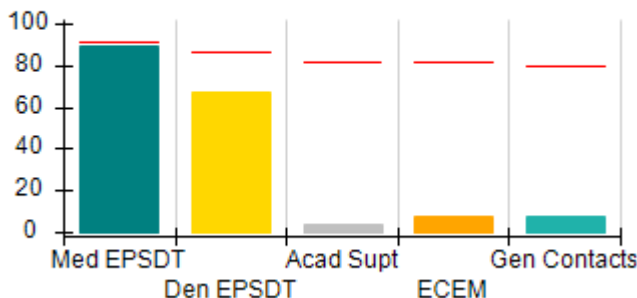
Safety Outcomes (%)



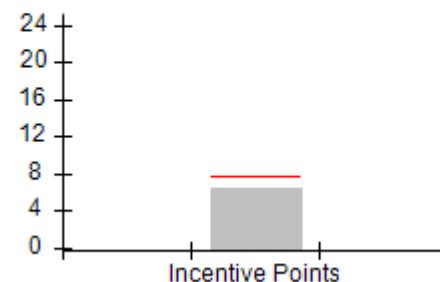
Permanency Outcomes (%)



Well-Being Outcomes (%)



Incentives Earned (Points)





DHS, DFCS, Office of Provider Management
Performance-Based Placement Measures
RBWO Provider GA+SCORECARD - CCI
 Report Quarter: Q3 FY2016



Provider/Program Name: Star Island - (1021) - CCI

218 S MacArthur Drive, Camilla, GA 31730 Phone: 229-336-1700 Vendor ID# 65729	Quarterly Scores (Grades)		Current Quarter Score (Grade)
	Q1: 70.59 (C-)	Q2: 72.43 (C-)	72.37% (C-)
	Q3: 72.37 (C-)	Q4: 73.83 (C-)	

Program Census Information:	# Children in Care During Quarter: 11	# Placements During Quarter: 11	# Children in Care On Last Day: 8
-----------------------------	---------------------------------------	---------------------------------	-----------------------------------

	Avg Performance All CCIs (%)	Provider Performance (%)*	Possible Points (Weight)	Provider Points Earned
--	------------------------------	---------------------------	--------------------------	------------------------

OPM Monitoring Reviews

Annual Comprehensive Reviews	90%	77%	25	19.17
Safety Reviews	96%	89%	15	13.36
Monitoring Sub-Total			40	32.53

CCI Safety Outcomes

Incidence of Maltreatment	0.15%	No Substantiated Reports	10	10.00
Staff Training	78%	100%	4	4.00
Safety Sub-Total			14	14.00

CCI Permanency Outcomes

Placement Stability	91%	82%	15	12.30
Sibling Contacts	9%	0%	5	0.00
Permanency Sub-Total			20	12.30

CCI Well-Being Outcomes

EPSDT Medical Visits	91%	89%	4	3.56
EPSDT Dental Visits	87%	67%	4	2.68
Academic Supports	82%	4%	4	0.16
Provider ECEM Visits	82%	8%	7	0.56
Provider General Contacts	80%	8%	7	0.56
Well-Being Sub-Total			26	7.52

*Performance calculation descriptions can be found in the FY 2016 RBWO PBP Measurements and Standards Guide.

Monitoring & Outcomes: Possible Points = 100	Points Earned = 66.35
Score Before Incentives Credit	66.35%
Incentives Awarded	6.44 pts
PBP Verification	-0.42 pts
Total Score	72.37%

Provider/Program Name: Star Island - (1021) - CCI



DHS, DFCS, Office of Provider Management
Performance-Based Placement Measures
RBWO Provider GA+SCORECARD - CCI



Report Quarter: Q3 FY2016

Program Census Information:		# Children in Care During Quarter: 11	# Placements During Quarter: 11	# Children in Care On Last Day: 8
CCI Incentive Credits	Avg Performance All CCIs (Points)	Provider Performance (%)*	Possible Points (Weight)	Provider Points Earned
Early EPSDT Medical Visits		67%	2	1.34
Early EPSDT Dental Visits		40%	2	0.80
Permanency Contacts		6%	5	0.30
Additional Academic Supports		0%	2	0.00
Active Agency Accreditation		0%	4	0.00
Staff Clinical Licensure		0%	5	0.00
Behavior Management (threshold = 0)		100%	4	4.00
Incentives Total	7.67		24	6.44
Maximum total combined incentive credit allowed is 10 points.			Incentives Awarded	6.44
*Performance calculation descriptions can be found in the FY 2016 RBWO PBP Measurements and Standards Guide.				

Child Protective Services Investigations and Dispositions		
The following investigations data, which is not used for scoring but is considered significant to a provider's performance, is from Georgia SHINES and is not considered final or complete until the end of the fiscal year.		
Total Reports:	0	
Number Screened In:	0	
Number Screened Out:	0	
Number Substantiated:	0	
Number Unsubstantiated:	0	
Number Active CPS Investigations:	0	



DHS, DFCS, Office of Provider Management
Performance-Based Placement Measures
RBWO Provider GA+SCORECARD - CCI



Report Quarter: Q3 FY2016

Provider/Program Name: Stroman Account & Property - dba My Sister's Keeper (892) - CCI

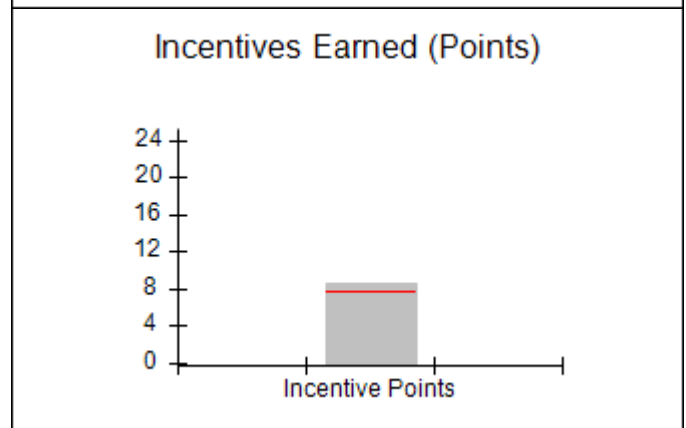
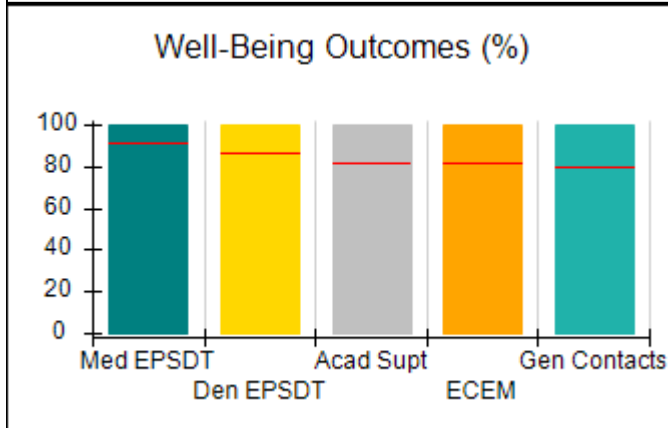
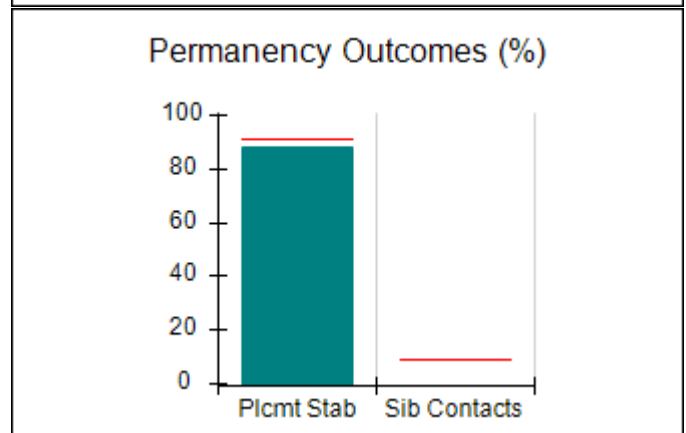
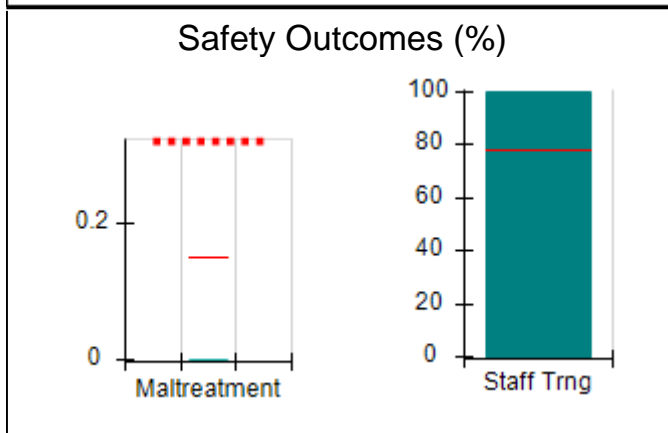
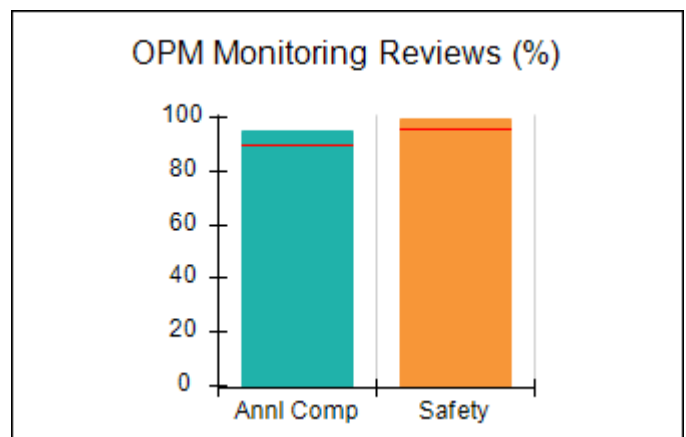
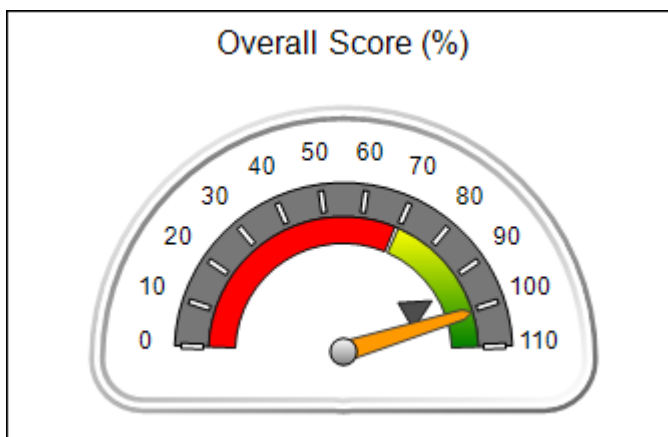
7431 Petunia Dr., Riverdale, GA 30296 Phone: 770-994-0607 Vendor ID# 35586	Quarterly Scores (Grades)		Current Quarter Score (Grade)
	Q1: 96.70 (A)	Q2: 102.59 (A+)	100.52% (A+)
	Q3: 100.52 (A+)	Q4: 102.01 (A+)	

Program Census Information:	# Children in Care During Quarter: 8	# Placements During Quarter: 8	# Children in Care On Last Day: 6
-----------------------------	--------------------------------------	--------------------------------	-----------------------------------

Quarterly Provider Comparisons to All CCIs

■■■■■■■■ indicates MalTx Threshold

▼ ————— indicates average for all CCIs





DHS, DFCS, Office of Provider Management
Performance-Based Placement Measures
RBWO Provider GA+SCORECARD - CCI



Report Quarter: Q3 FY2016

Provider/Program Name: Stroman Account & Property - dba My Sister's Keeper (892) - CCI				
7431 Petunia Dr., Riverdale, GA 30296		Quarterly Scores (Grades)		Current Quarter Score (Grade)
Phone: 770-994-0607		Q1: 96.70 (A)	Q2: 102.59 (A+)	100.52% (A+)
Vendor ID# 35586		Q3: 100.52 (A+)	Q4: 102.01 (A+)	
Program Census Information:		# Children in Care During Quarter: 8	# Placements During Quarter: 8	# Children in Care On Last Day: 6
	Avg Performance All CCIs (%)	Provider Performance (%)*	Possible Points (Weight)	Provider Points Earned
OPM Monitoring Reviews				
Annual Comprehensive Reviews	90%	95%	25	23.67
Safety Reviews	96%	100%	15	14.93
Monitoring Sub-Total			40	38.59
CCI Safety Outcomes				
Incidence of Maltreatment	0.15%	No Substantiated Reports	10	10.00
Staff Training	78%	100%	4	4.00
Safety Sub-Total			14	14.00
CCI Permanency Outcomes				
Placement Stability	91%	88%	20	17.60
Sibling Contacts	9%	None Planned		
Permanency Sub-Total			20	17.60
CCI Well-Being Outcomes				
EPSDT Medical Visits	91%	100%	4	4.00
EPSDT Dental Visits	87%	100%	4	4.00
Academic Supports	82%	100%	4	4.00
Provider ECEM Visits	82%	100%	7	7.00
Provider General Contacts	80%	100%	7	7.00
Well-Being Sub-Total			26	26.00
*Performance calculation descriptions can be found in the FY 2016 RBWO PBP Measurements and Standards Guide.				

Monitoring & Outcomes: Possible Points = 100	Points Earned = 96.19
Score Before Incentives Credit	96.19%
Incentives Awarded	8.66 pts
PBP Verification	-4.33 pts
Total Score	100.52%

Provider/Program Name: Stroman Account & Property - dba My Sister's Keeper (892) - CCI



DHS, DFCS, Office of Provider Management
Performance-Based Placement Measures
RBWO Provider GA+SCORECARD - CCI



Report Quarter: Q3 FY2016

Program Census Information:		# Children in Care During Quarter: 8	# Placements During Quarter: 8	# Children in Care On Last Day: 6
CCI Incentive Credits	Avg Performance All CCIs (Points)	Provider Performance (%)*	Possible Points (Weight)	Provider Points Earned
Early EPSDT Medical Visits		100%	2	2.00
Early EPSDT Dental Visits		100%	2	2.00
Permanency Contacts		None Planned	5	
Additional Academic Supports		33%	2	0.66
Active Agency Accreditation		0%	4	0.00
Staff Clinical Licensure		0%	5	0.00
Behavior Management (threshold = 0)		100%	4	4.00
Incentives Total	7.67		24	8.66
Maximum total combined incentive credit allowed is 10 points.			Incentives Awarded	8.66

*Performance calculation descriptions can be found in the FY 2016 RBWO PBP Measurements and Standards Guide.

Child Protective Services Investigations and Dispositions		
The following investigations data, which is not used for scoring but is considered significant to a provider's performance, is from Georgia SHINES and is not considered final or complete until the end of the fiscal year.		
Total Reports:	0	
Number Screened In:	0	
Number Screened Out:	0	
Number Substantiated:	0	
Number Unsubstantiated:	0	
Number Active CPS Investigations:	0	



DHS, DFCS, Office of Provider Management
Performance-Based Placement Measures
RBWO Provider GA+SCORECARD - CCI
Report Quarter: Q3 FY2016



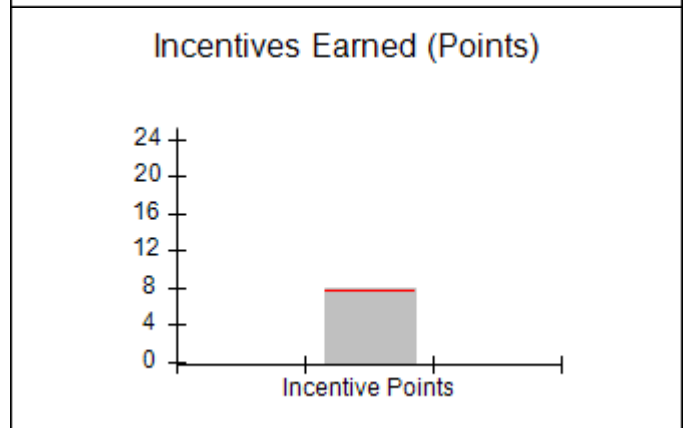
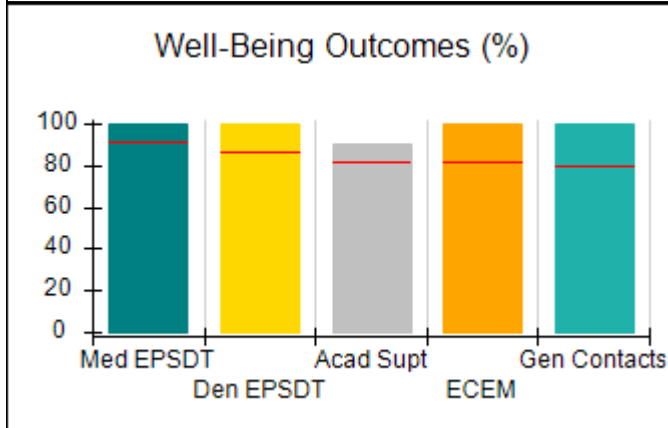
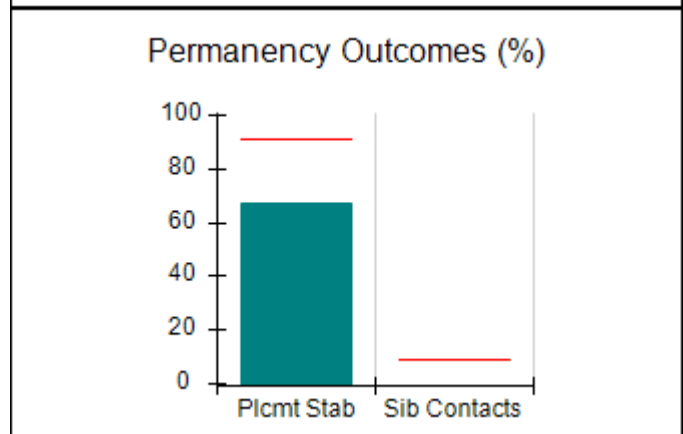
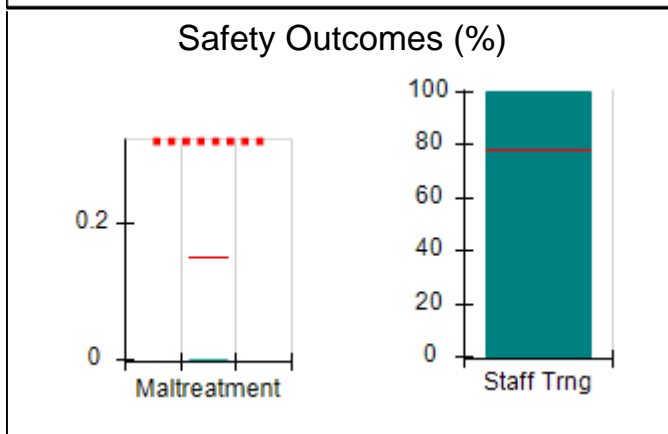
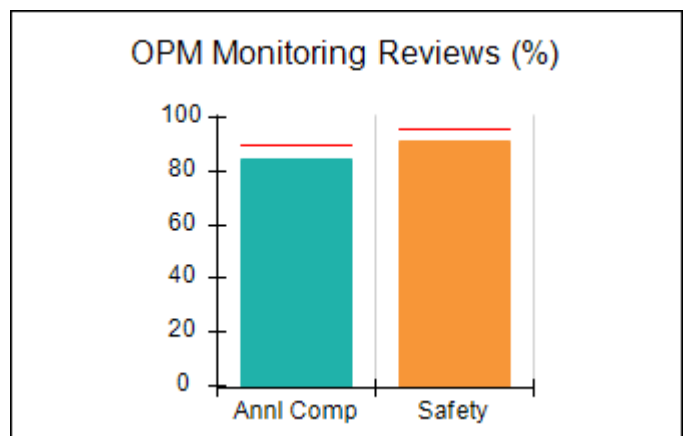
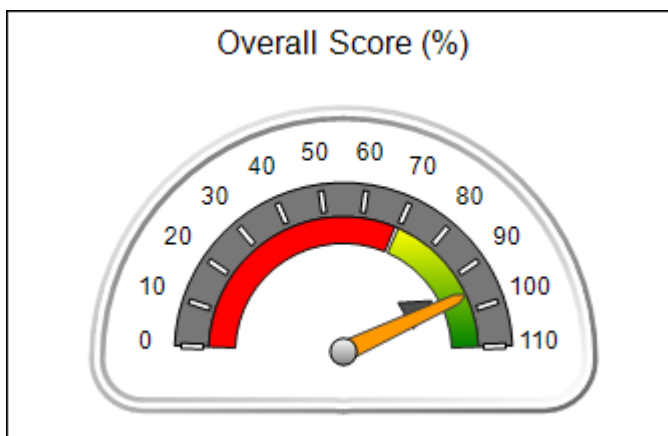
Provider/Program Name: Taking A Step Beyond - (5158) - CCI

1509 Brown Road, Hephzibah, GA 30815 Phone: 706-496-2709 Vendor ID# 118236	Quarterly Scores (Grades)		Current Quarter Score (Grade)
	Q1: 101.37 (A+)	Q2: 103.51 (A+)	95.71% (A)
	Q3: 95.71 (A)	Q4: 102.86 (A+)	
Program Census Information:	# Children in Care During Quarter: 15	# Placements During Quarter: 15	# Children in Care On Last Day: 8

Quarterly Provider Comparisons to All CCIs

■■■■■■■■ indicates MalTx Threshold

▼ ————— indicates average for all CCIs





DHS, DFCS, Office of Provider Management
Performance-Based Placement Measures
RBWO Provider GA+SCORECARD - CCI
Report Quarter: Q3 FY2016



Provider/Program Name: Taking A Step Beyond - (5158) - CCI

1509 Brown Road, Hephzibah, GA 30815 Phone: 706-496-2709 Vendor ID# 118236	Quarterly Scores (Grades)		Current Quarter Score (Grade)
	Q1: 101.37 (A+)	Q2: 103.51 (A+)	95.71%
	Q3: 95.71 (A)	Q4: 102.86 (A+)	(A)

Program Census Information:	# Children in Care During Quarter: 15	# Placements During Quarter: 15	# Children in Care On Last Day: 8
-----------------------------	---------------------------------------	---------------------------------	-----------------------------------

	Avg Performance All CCIs (%)	Provider Performance (%)*	Possible Points (Weight)	Provider Points Earned
--	-------------------------------------	----------------------------------	---------------------------------	-------------------------------

OPM Monitoring Reviews

Annual Comprehensive Reviews	90%	85%	25	21.17
Safety Reviews	96%	92%	15	13.73
Monitoring Sub-Total			40	34.89

CCI Safety Outcomes

Incidence of Maltreatment	0.15%	No Substantiated Reports	10	10.00
Staff Training	78%	100%	4	4.00
Safety Sub-Total			14	14.00

CCI Permanency Outcomes

Placement Stability	91%	67%	20	13.40
Sibling Contacts	9%	None Planned		
Permanency Sub-Total			20	13.40

CCI Well-Being Outcomes

EPSDT Medical Visits	91%	100%	4	4.00
EPSDT Dental Visits	87%	100%	4	4.00
Academic Supports	82%	90%	4	3.60
Provider ECEM Visits	82%	100%	7	7.00
Provider General Contacts	80%	100%	7	7.00
Well-Being Sub-Total			26	25.60

*Performance calculation descriptions can be found in the FY 2016 RBWO PBP Measurements and Standards Guide.

Monitoring & Outcomes: Possible Points = 100		Points Earned = 87.89	
Score Before Incentives Credit			87.89%
Incentives Awarded			7.82 pts
PBP Verification			N/A pts
Total Score			95.71%

Provider/Program Name: Taking A Step Beyond - (5158) - CCI



DHS, DFCS, Office of Provider Management
Performance-Based Placement Measures
RBWO Provider GA+SCORECARD - CCI



Report Quarter: Q3 FY2016

Program Census Information:		# Children in Care During Quarter: 15	# Placements During Quarter: 15	# Children in Care On Last Day: 8
CCI Incentive Credits	Avg Performance All CCIs (Points)	Provider Performance (%)*	Possible Points (Weight)	Provider Points Earned
Early EPSDT Medical Visits		100%	2	2.00
Early EPSDT Dental Visits		86%	2	1.72
Permanency Contacts		None Planned	5	
Additional Academic Supports		5%	2	0.10
Active Agency Accreditation		0%	4	0.00
Staff Clinical Licensure		0%	5	0.00
Behavior Management (threshold = 0)		100%	4	4.00
Incentives Total	7.67		24	7.82
Maximum total combined incentive credit allowed is 10 points.			Incentives Awarded	7.82
*Performance calculation descriptions can be found in the FY 2016 RBWO PBP Measurements and Standards Guide.				

Child Protective Services Investigations and Dispositions

The following investigations data, which is not used for scoring but is considered significant to a provider's performance, is from Georgia SHINES and is not considered final or complete until the end of the fiscal year.

Total Reports:	0
Number Screened In:	0
Number Screened Out:	0
Number Substantiated:	0
Number Unsubstantiated:	0
Number Active CPS Investigations:	0



DHS, DFCS, Office of Provider Management
Performance-Based Placement Measures
RBWO Provider GA+SCORECARD - CCI



Report Quarter: Q3 FY2016

Provider/Program Name: Testament Health & Counseling Services, LLC - Testament House (5197) - CCI

6907 Tara Blvd., Jonesboro, GA 30236

Phone: 404-800-6160

Vendor ID# 125386

Quarterly Scores (Grades)

Current Quarter Score (Grade)

Q1: 94.50 (A)

Q2: 95.33 (A)

88.92%

Q3: 88.92 (B+)

Q4: 84.72 (B)

(B+)

Program Census Information:

Children in Care During Quarter: 20

Placements During Quarter: 20

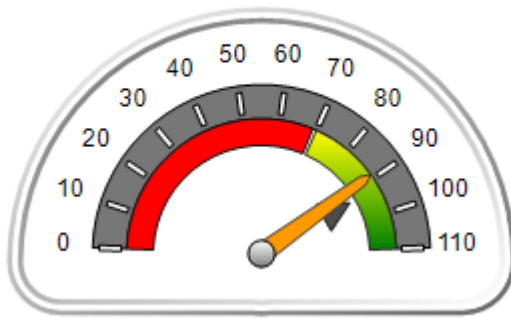
Children in Care On Last Day: 9

Quarterly Provider Comparisons to All CCIs

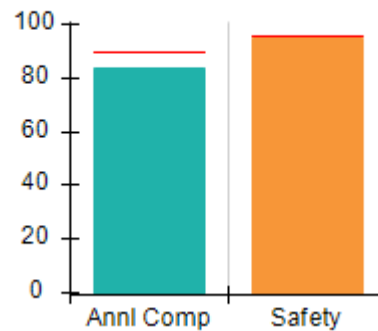
■■■■■■■■ indicates MalTx Threshold

▼ indicates average for all CCIs

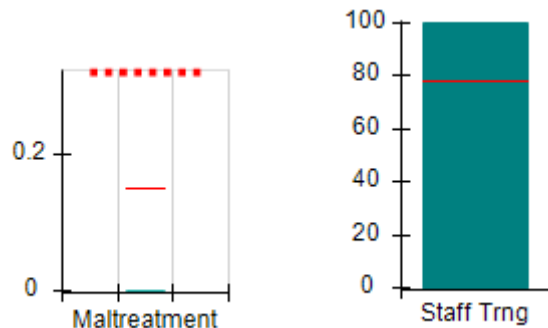
Overall Score (%)



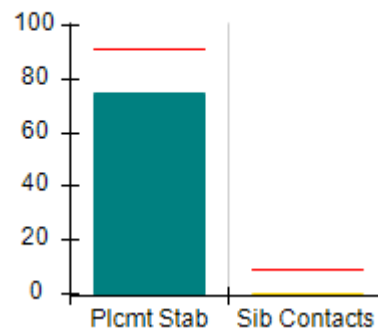
OPM Monitoring Reviews (%)



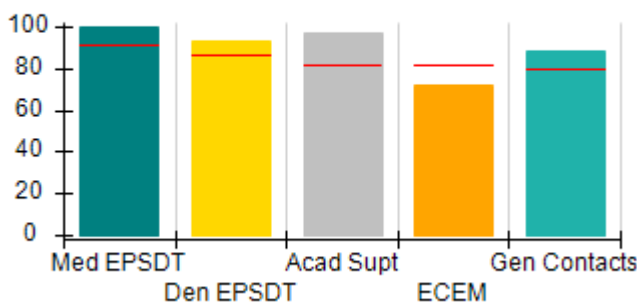
Safety Outcomes (%)



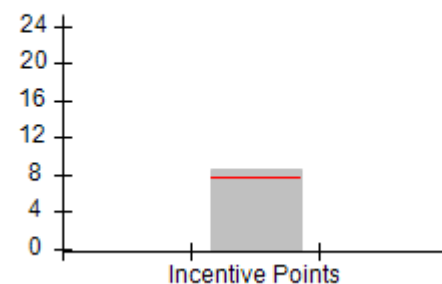
Permanency Outcomes (%)



Well-Being Outcomes (%)



Incentives Earned (Points)





DHS, DFCS, Office of Provider Management
Performance-Based Placement Measures
RBWO Provider GA+SCORECARD - CCI



Report Quarter: Q3 FY2016

Provider/Program Name: Testament Health & Counseling Services, LLC - Testament House (5197) - CCI				
6907 Tara Blvd., Jonesboro, GA 30236		Quarterly Scores (Grades)		Current Quarter Score (Grade)
Phone: 404-800-6160		Q1: 94.50 (A)	Q2: 95.33 (A)	88.92%
Vendor ID# 125386		Q3: 88.92 (B+)	Q4: 84.72 (B)	(B+)
Program Census Information:		# Children in Care During Quarter: 20	# Placements During Quarter: 20	# Children in Care On Last Day: 9
	Avg Performance All CCIs (%)	Provider Performance (%)*	Possible Points (Weight)	Provider Points Earned
OPM Monitoring Reviews				
Annual Comprehensive Reviews	90%	84%	25	21.02
Safety Reviews	96%	95%	15	14.27
Monitoring Sub-Total			40	35.29
CCI Safety Outcomes				
Incidence of Maltreatment	0.15%	No Substantiated Reports	10	10.00
Staff Training	78%	100%	4	4.00
Safety Sub-Total			14	14.00
CCI Permanency Outcomes				
Placement Stability	91%	75%	15	11.25
Sibling Contacts	9%	0%	5	0.00
Permanency Sub-Total			20	11.25
CCI Well-Being Outcomes				
EPSDT Medical Visits	91%	100%	4	4.00
EPSDT Dental Visits	87%	93%	4	3.72
Academic Supports	82%	97%	4	3.88
Provider ECEM Visits	82%	72%	7	5.04
Provider General Contacts	80%	88%	7	6.16
Well-Being Sub-Total			26	22.80
*Performance calculation descriptions can be found in the FY 2016 RBWO PBP Measurements and Standards Guide.				

Monitoring & Outcomes: Possible Points = 100	Points Earned = 83.34
Score Before Incentives Credit	83.34%
Incentives Awarded	8.48 pts
PBP Verification	-2.90 pts
Total Score	88.92%

Provider/Program Name: Testament Health & Counseling Services, LLC - Testament House (5197) - CCI



DHS, DFCS, Office of Provider Management
Performance-Based Placement Measures
RBWO Provider GA+SCORECARD - CCI



Report Quarter: Q3 FY2016

Program Census Information:		# Children in Care During Quarter: 20	# Placements During Quarter: 20	# Children in Care On Last Day: 9
CCI Incentive Credits	Avg Performance All CCIs (Points)	Provider Performance (%)*	Possible Points (Weight)	Provider Points Earned
Early EPSDT Medical Visits		100%	2	2.00
Early EPSDT Dental Visits		86%	2	1.72
Permanency Contacts		0%	5	0.00
Additional Academic Supports		38%	2	0.76
Active Agency Accreditation		0%	4	0.00
Staff Clinical Licensure		0%	5	0.00
Behavior Management (threshold = 0)		100%	4	4.00
Incentives Total	7.67		24	8.48
Maximum total combined incentive credit allowed is 10 points.			Incentives Awarded	8.48
*Performance calculation descriptions can be found in the FY 2016 RBWO PBP Measurements and Standards Guide.				

Child Protective Services Investigations and Dispositions		
The following investigations data, which is not used for scoring but is considered significant to a provider's performance, is from Georgia SHINES and is not considered final or complete until the end of the fiscal year.		
Total Reports:	0	
Number Screened In:	0	
Number Screened Out:	0	
Number Substantiated:	0	
Number Unsubstantiated:	0	
Number Active CPS Investigations:	0	



DHS, DFCS, Office of Provider Management
Performance-Based Placement Measures
RBWO Provider GA+SCORECARD - CCI
Report Quarter: Q3 FY2016



Provider/Program Name: The Good Shepherd Ranch - (5193) - CCI

601 Moore Road, Jasper, GA 30143

Phone: 706-337-2728

Vendor ID# 116125

Quarterly Scores (Grades)

Q1: 89.82 (B+)

Q2: 92.89 (A-)

Q3: 67.19 (D+)

Q4: 52.56 (F)

Current Quarter Score (Grade)

67.19%

(D+)

Program Census Information:

Children in Care During
Quarter: 7

Placements During
Quarter: 7

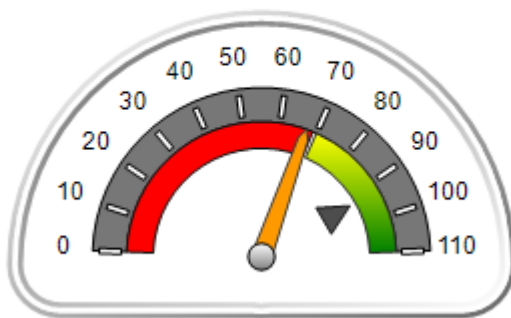
Children in Care On Last
Day: 6

Quarterly Provider Comparisons to All CCIs

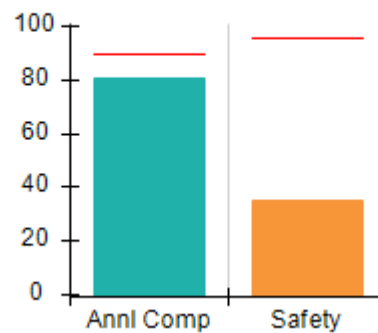
■■■■■■■■ indicates MalTx Threshold

▼ indicates average for all CCIs

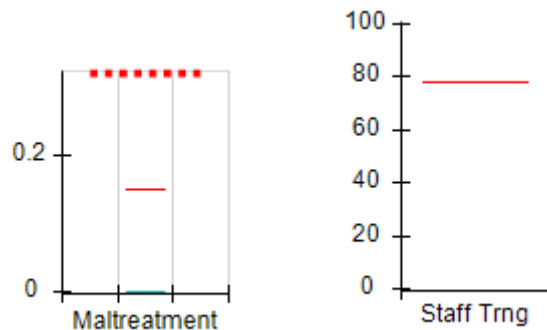
Overall Score (%)



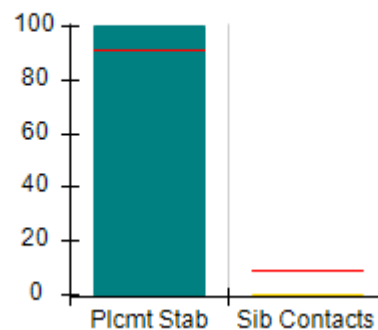
OPM Monitoring Reviews (%)



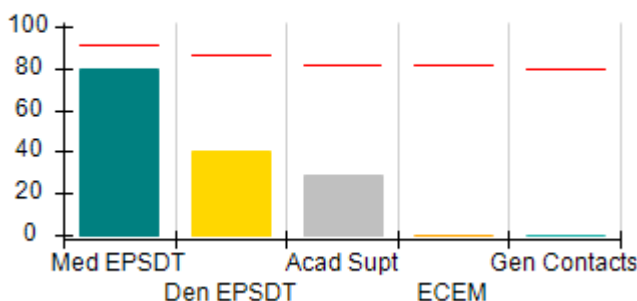
Safety Outcomes (%)



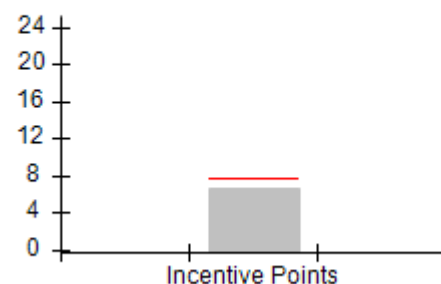
Permanency Outcomes (%)



Well-Being Outcomes (%)



Incentives Earned (Points)





DHS, DFCS, Office of Provider Management
Performance-Based Placement Measures
RBWO Provider GA+SCORECARD - CCI
Report Quarter: Q3 FY2016



Provider/Program Name: The Good Shepherd Ranch - (5193) - CCI

601 Moore Road, Jasper, GA 30143		Quarterly Scores (Grades)		Current Quarter Score (Grade)
Phone: 706-337-2728		Q1: 89.82 (B+)	Q2: 92.89 (A-)	67.19%
Vendor ID# 116125		Q3: 67.19 (D+)	Q4: 52.56 (F)	(D+)
Program Census Information:		# Children in Care During Quarter: 7	# Placements During Quarter: 7	# Children in Care On Last Day: 6
	Avg Performance All CCIs (%)	Provider Performance (%)*	Possible Points (Weight)	Provider Points Earned
OPM Monitoring Reviews				
Annual Comprehensive Reviews	90%	81%	25	20.26
Safety Reviews	96%	35%	15	5.25
Monitoring Sub-Total			40	25.51
CCI Safety Outcomes				
Incidence of Maltreatment	0.15%	No Substantiated Reports	14	14.00
Staff Training	78%	Not Eligible		
Safety Sub-Total			14	14.00
CCI Permanency Outcomes				
Placement Stability	91%	100%	15	15.00
Sibling Contacts	9%	0%	5	0.00
Permanency Sub-Total			20	15.00
CCI Well-Being Outcomes				
EPSDT Medical Visits	91%	80%	4	3.20
EPSDT Dental Visits	87%	40%	4	1.60
Academic Supports	82%	29%	4	1.16
Provider ECEM Visits	82%	0%	7	0.00
Provider General Contacts	80%	0%	7	0.00
Well-Being Sub-Total			26	5.96
*Performance calculation descriptions can be found in the FY 2016 RBWO PBP Measurements and Standards Guide.				

Monitoring & Outcomes: Possible Points = 100	Points Earned = 60.47
Score Before Incentives Credit	60.47%
Incentives Awarded	6.72 pts
PBP Verification	N/A pts
Total Score	67.19%

Provider/Program Name: The Good Shepherd Ranch - (5193) - CCI



DHS, DFCS, Office of Provider Management
Performance-Based Placement Measures
RBWO Provider GA+SCORECARD - CCI



Report Quarter: Q3 FY2016

Program Census Information:		# Children in Care During Quarter: 7	# Placements During Quarter: 7	# Children in Care On Last Day: 6
CCI Incentive Credits	Avg Performance All CCIs (Points)	Provider Performance (%)*	Possible Points (Weight)	Provider Points Earned
Early EPSDT Medical Visits		67%	2	1.34
Early EPSDT Dental Visits		40%	2	0.80
Permanency Contacts		0%	5	0.00
Additional Academic Supports		29%	2	0.58
Active Agency Accreditation		0%	4	0.00
Staff Clinical Licensure		0%	5	0.00
Behavior Management (threshold = 0)		100%	4	4.00
Incentives Total	7.67		24	6.72
Maximum total combined incentive credit allowed is 10 points.			Incentives Awarded	6.72

*Performance calculation descriptions can be found in the FY 2016 RBWO PBP Measurements and Standards Guide.

Child Protective Services Investigations and Dispositions		
The following investigations data, which is not used for scoring but is considered significant to a provider's performance, is from Georgia SHINES and is not considered final or complete until the end of the fiscal year.		
Total Reports:	0	
Number Screened In:	0	
Number Screened Out:	0	
Number Substantiated:	0	
Number Unsubstantiated:	0	
Number Active CPS Investigations:	0	



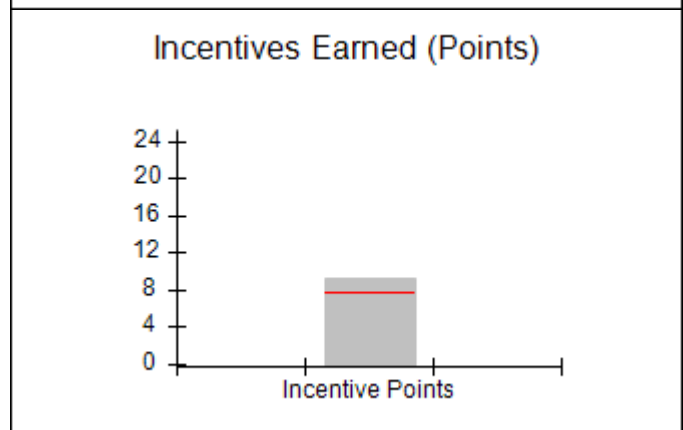
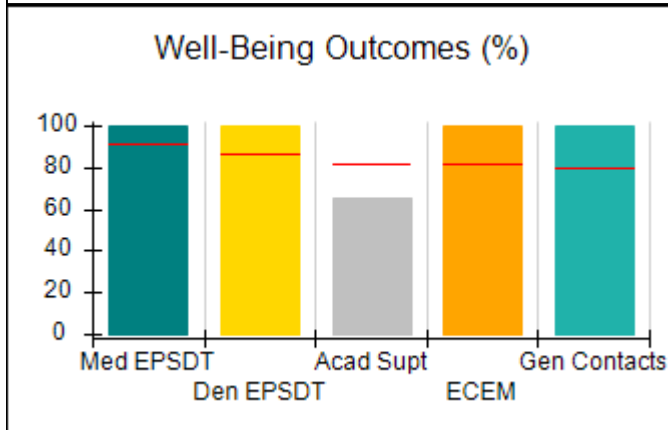
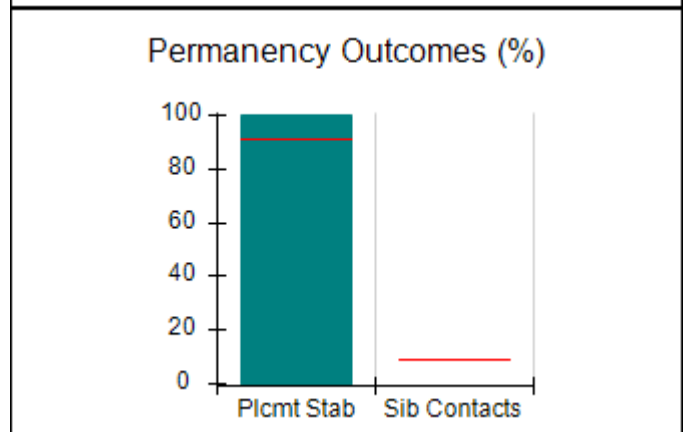
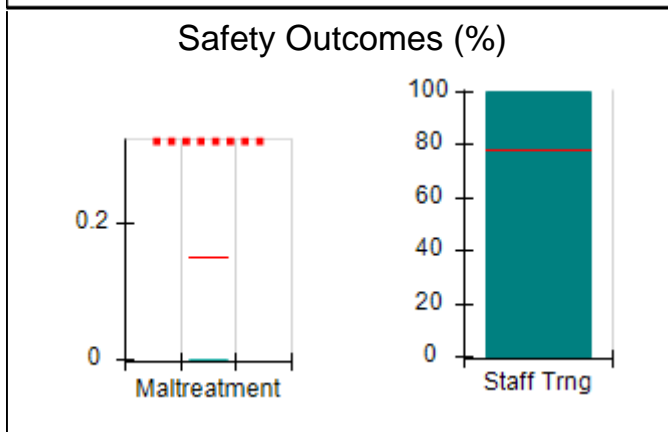
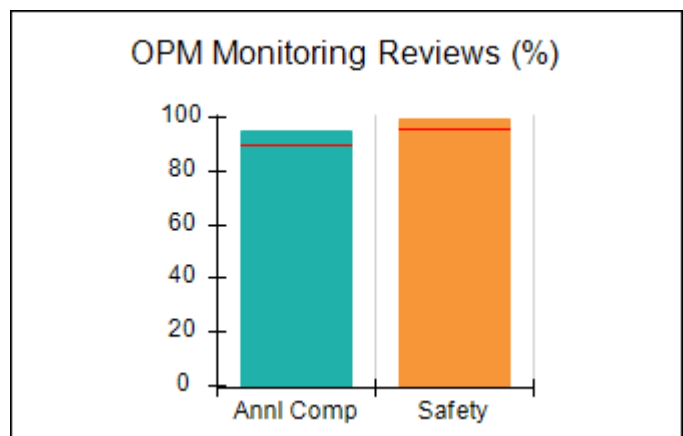
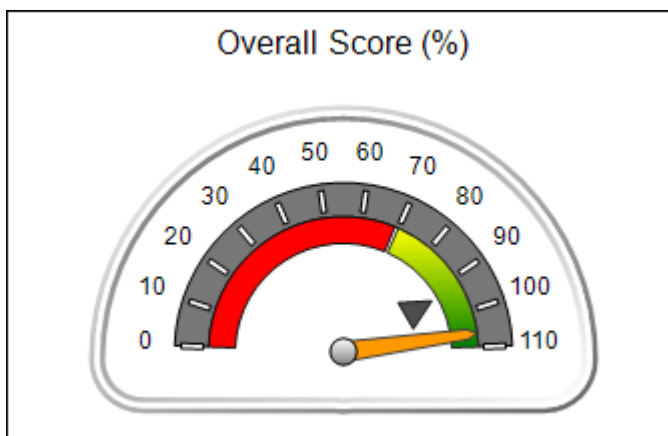
DHS, DFCS, Office of Provider Management
Performance-Based Placement Measures
RBWO Provider GA+SCORECARD - CCI
Report Quarter: Q3 FY2016



Provider/Program Name: Treutlen House at New Ebenezer, Inc. - (4228) - CCI			
131 Old Augusta Road Central, Rincon, GA 31326 Phone: 912-754-9797 Vendor ID# 79727	Quarterly Scores (Grades)		Current Quarter Score (Grade)
	Q1: 98.14 (A+)	Q2: 100.61 (A+)	106.34%
	Q3: 106.34 (A+)	Q4: 103.09 (A+)	(A+)
Program Census Information:	# Children in Care During Quarter: 8	# Placements During Quarter: 9	# Children in Care On Last Day: 7
Quarterly Provider Comparisons to All CCIs			

■■■■■■■■ indicates MalTx Threshold

▼ ————— indicates average for all CCIs





DHS, DFCS, Office of Provider Management
Performance-Based Placement Measures
RBWO Provider GA+SCORECARD - CCI
Report Quarter: Q3 FY2016



Provider/Program Name: Treutlen House at New Ebenezer, Inc. - (4228) - CCI

131 Old Augusta Road Central, Rincon, GA 31326 Phone: 912-754-9797 Vendor ID# 79727	Quarterly Scores (Grades)		Current Quarter Score (Grade)
	Q1: 98.14 (A+)	Q2: 100.61 (A+)	106.34%
	Q3: 106.34 (A+)	Q4: 103.09 (A+)	(A+)

Program Census Information:	# Children in Care During Quarter: 8	# Placements During Quarter: 9	# Children in Care On Last Day: 7
-----------------------------	--------------------------------------	--------------------------------	-----------------------------------

	Avg Performance All CCIs (%)	Provider Performance (%)*	Possible Points (Weight)	Provider Points Earned
--	-------------------------------------	----------------------------------	---------------------------------	-------------------------------

OPM Monitoring Reviews

Annual Comprehensive Reviews	90%	95%	25	23.67
Safety Reviews	96%	100%	15	14.95
Monitoring Sub-Total			40	38.62

CCI Safety Outcomes

Incidence of Maltreatment	0.15%	No Substantiated Reports	10	10.00
Staff Training	78%	100%	4	4.00
Safety Sub-Total			14	14.00

CCI Permanency Outcomes

Placement Stability	91%	100%	20	20.00
Sibling Contacts	9%	None Planned		
Permanency Sub-Total			20	20.00

CCI Well-Being Outcomes

EPSDT Medical Visits	91%	100%	4	4.00
EPSDT Dental Visits	87%	100%	4	4.00
Academic Supports	82%	65%	4	2.60
Provider ECEM Visits	82%	100%	7	7.00
Provider General Contacts	80%	100%	7	7.00
Well-Being Sub-Total			26	24.60

*Performance calculation descriptions can be found in the FY 2016 RBWO PBP Measurements and Standards Guide.

Monitoring & Outcomes: Possible Points = 100		Points Earned = 97.22	
Score Before Incentives Credit			97.22%
Incentives Awarded			9.12 pts
PBP Verification			0.00 pts
Total Score			106.34%

Provider/Program Name: Treutlen House at New Ebenezer, Inc. - (4228) - CCI



DHS, DFCS, Office of Provider Management
Performance-Based Placement Measures
RBWO Provider GA+SCORECARD - CCI



Report Quarter: Q3 FY2016

Program Census Information:		# Children in Care During Quarter: 8	# Placements During Quarter: 9	# Children in Care On Last Day: 7
CCI Incentive Credits	Avg Performance All CCIs (Points)	Provider Performance (%)*	Possible Points (Weight)	Provider Points Earned
Early EPSDT Medical Visits		100%	2	2.00
Early EPSDT Dental Visits		100%	2	2.00
Permanency Contacts		None Planned	5	
Additional Academic Supports		56%	2	1.12
Active Agency Accreditation		0%	4	0.00
Staff Clinical Licensure		0%	5	0.00
Behavior Management (threshold = 0)		100%	4	4.00
Incentives Total	7.67		24	9.12
Maximum total combined incentive credit allowed is 10 points.			Incentives Awarded	9.12

*Performance calculation descriptions can be found in the FY 2016 RBWO PBP Measurements and Standards Guide.

Child Protective Services Investigations and Dispositions		
The following investigations data, which is not used for scoring but is considered significant to a provider's performance, is from Georgia SHINES and is not considered final or complete until the end of the fiscal year.		
Total Reports:	0	
Number Screened In:	0	
Number Screened Out:	0	
Number Substantiated:	0	
Number Unsubstantiated:	0	
Number Active CPS Investigations:	0	



DHS, DFCS, Office of Provider Management
Performance-Based Placement Measures
RBWO Provider GA+SCORECARD - CCI



Report Quarter: Q3 FY2016

Provider/Program Name: Turning Point Homes - Ahmonie's Cottage (1003) - CCI

3847 Waldrop Road, Decatur, GA 30034

Phone: 678-343-1219

Vendor ID# 51758

Quarterly Scores (Grades)

Q1: 87.39 (B+)

Q2: 83.85 (B-)

Q3: 86.90 (B)

Q4: 88.93 (B+)

Current Quarter Score (Grade)

86.90%

(B)

Program Census Information:

Children in Care During Quarter: 9

Placements During Quarter: 9

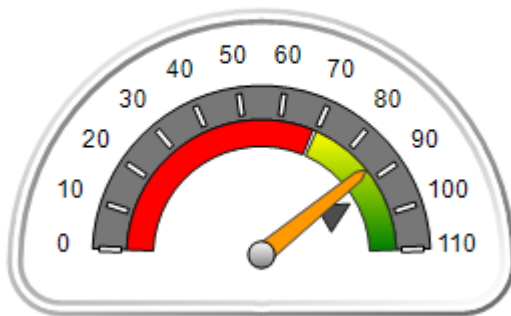
Children in Care On Last Day: 6

Quarterly Provider Comparisons to All CCIs

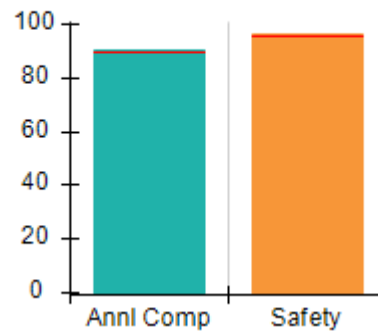
■■■■■■■■ indicates MalTx Threshold

▼ indicates average for all CCIs

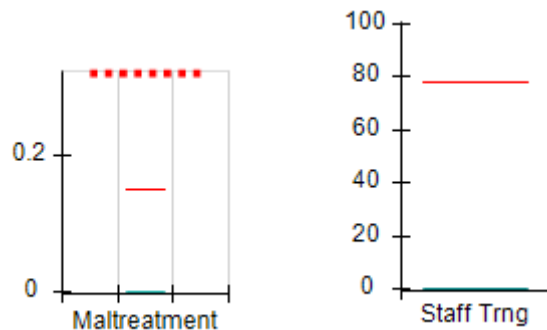
Overall Score (%)



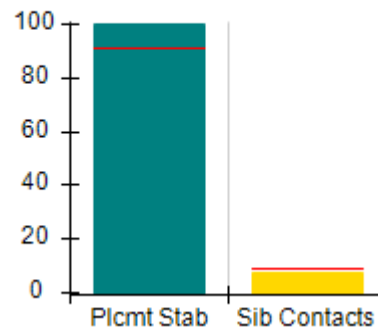
OPM Monitoring Reviews (%)



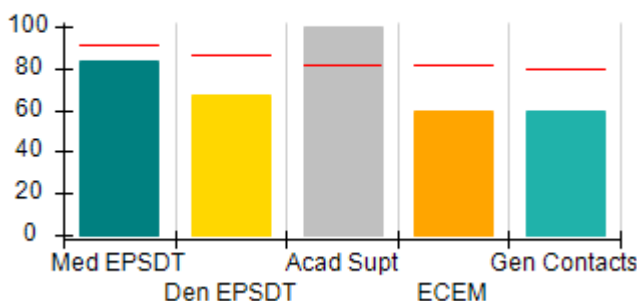
Safety Outcomes (%)



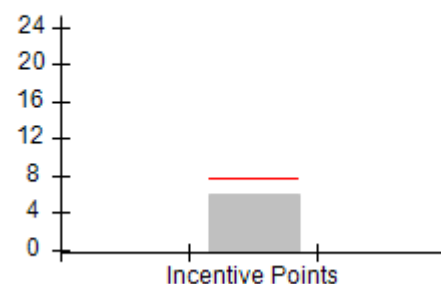
Permanency Outcomes (%)



Well-Being Outcomes (%)



Incentives Earned (Points)





DHS, DFCS, Office of Provider Management
Performance-Based Placement Measures
RBWO Provider GA+SCORECARD - CCI
Report Quarter: Q3 FY2016



Provider/Program Name: Turning Point Homes - Ahmonie's Cottage (1003) - CCI				
3847 Waldrop Road, Decatur, GA 30034		Quarterly Scores (Grades)		Current Quarter Score (Grade)
Phone: 678-343-1219		Q1: 87.39 (B+)	Q2: 83.85 (B-)	86.90% (B)
Vendor ID# 51758		Q3: 86.90 (B)	Q4: 88.93 (B+)	
Program Census Information:		# Children in Care During Quarter: 9	# Placements During Quarter: 9	# Children in Care On Last Day: 6
	Avg Performance All CCIs (%)	Provider Performance (%)*	Possible Points (Weight)	Provider Points Earned
OPM Monitoring Reviews				
Annual Comprehensive Reviews	90%	91%	25	22.67
Safety Reviews	96%	97%	15	14.48
Monitoring Sub-Total			40	37.15
CCI Safety Outcomes				
Incidence of Maltreatment	0.15%	No Substantiated Reports	10	10.00
Staff Training	78%	0%	4	0.00
Safety Sub-Total			14	10.00
CCI Permanency Outcomes				
Placement Stability	91%	100%	15	15.00
Sibling Contacts	9%	7%	5	0.35
Permanency Sub-Total			20	15.35
CCI Well-Being Outcomes				
EPSDT Medical Visits	91%	83%	4	3.32
EPSDT Dental Visits	87%	67%	4	2.68
Academic Supports	82%	100%	4	4.00
Provider ECEM Visits	82%	60%	7	4.20
Provider General Contacts	80%	60%	7	4.20
Well-Being Sub-Total			26	18.40
*Performance calculation descriptions can be found in the FY 2016 RBWO PBP Measurements and Standards Guide.				

Monitoring & Outcomes: Possible Points = 100	Points Earned = 80.90
Score Before Incentives Credit	80.90%
Incentives Awarded	6.00 pts
PBP Verification	N/A pts
Total Score	86.90%

Provider/Program Name: Turning Point Homes - Ahmonie's Cottage (1003) - CCI
--



DHS, DFCS, Office of Provider Management
Performance-Based Placement Measures
RBWO Provider GA+SCORECARD - CCI



Report Quarter: Q3 FY2016

Program Census Information:		# Children in Care During Quarter: 9	# Placements During Quarter: 9	# Children in Care On Last Day: 6
CCI Incentive Credits	Avg Performance All CCIs (Points)	Provider Performance (%)*	Possible Points (Weight)	Provider Points Earned
Early EPSDT Medical Visits		67%	2	1.34
Early EPSDT Dental Visits		33%	2	0.66
Permanency Contacts		0%	5	0.00
Additional Academic Supports		0%	2	0.00
Active Agency Accreditation		0%	4	0.00
Staff Clinical Licensure		0%	5	0.00
Behavior Management (threshold = 0)		100%	4	4.00
Incentives Total	7.67		24	6.00
Maximum total combined incentive credit allowed is 10 points.			Incentives Awarded	6.00

*Performance calculation descriptions can be found in the FY 2016 RBWO PBP Measurements and Standards Guide.

Child Protective Services Investigations and Dispositions		
The following investigations data, which is not used for scoring but is considered significant to a provider's performance, is from Georgia SHINES and is not considered final or complete until the end of the fiscal year.		
Total Reports:	1	
Number Screened In:	0	
Number Screened Out:	1	
Number Substantiated:	0	
Number Unsubstantiated:	0	
Number Active CPS Investigations:	0	



DHS, DFCS, Office of Provider Management
Performance-Based Placement Measures
RBWO Provider GA+SCORECARD - CCI
Report Quarter: Q3 FY2016



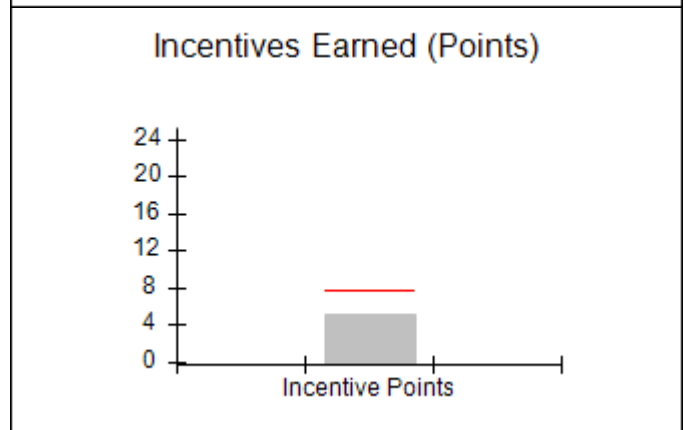
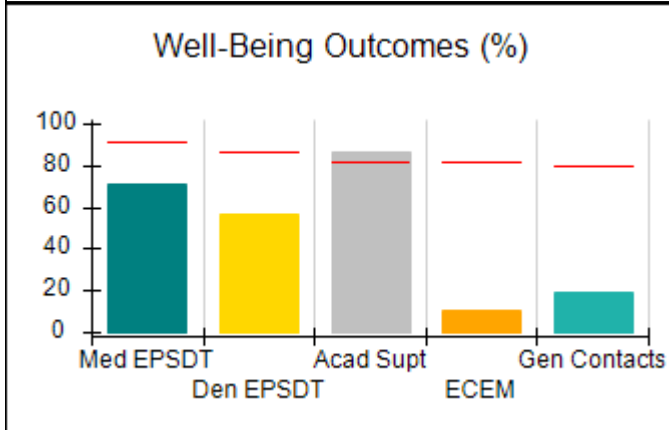
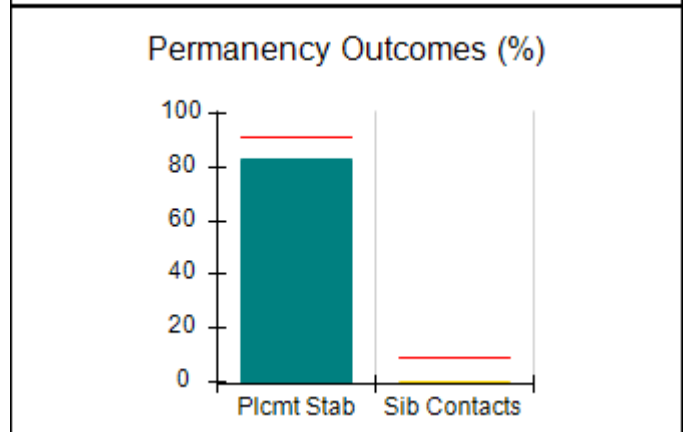
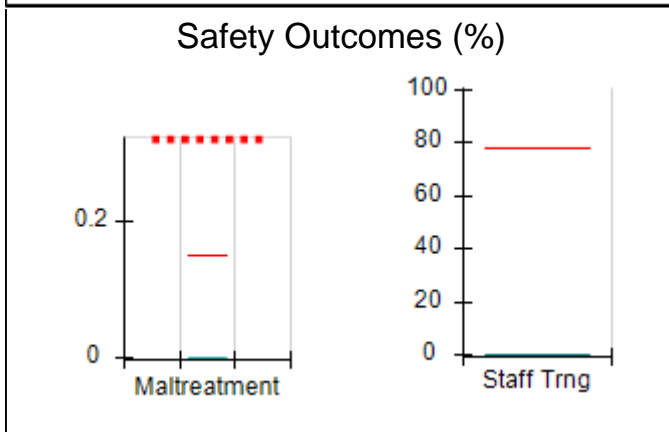
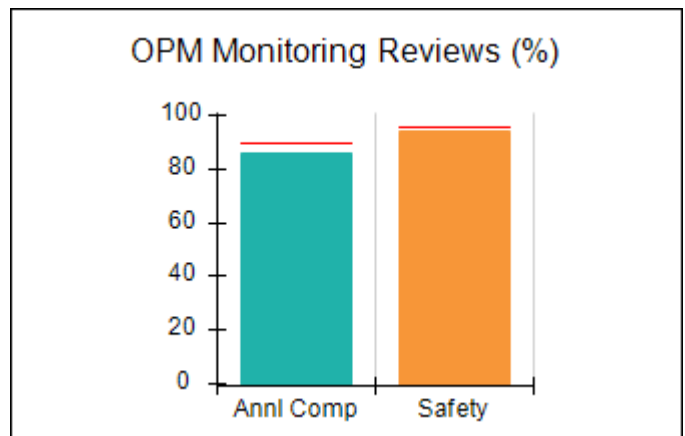
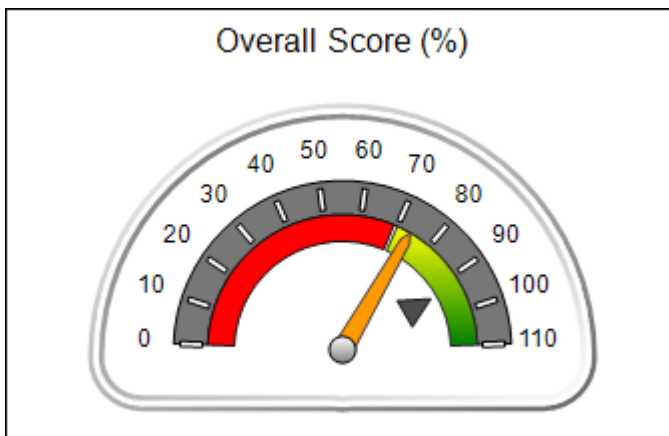
Provider/Program Name: Turning Point Homes - Francois Cottage (829) - CCI

3396 Wesley Chapel Rd., Decatur, GA 30034 Phone: 678-343-1219 Vendor ID# 35603	Quarterly Scores (Grades)		Current Quarter Score (Grade)
	Q1: 75.43 (C)	Q2: 73.35 (C-)	73.81% (C-)
	Q3: 73.81 (C-)	Q4: 81.44 (B-)	
Program Census Information:	# Children in Care During Quarter: 12	# Placements During Quarter: 12	# Children in Care On Last Day: 8

Quarterly Provider Comparisons to All CCIs

■■■■■■■■ indicates MalTx Threshold

▼ ————— indicates average for all CCIs





DHS, DFCS, Office of Provider Management
Performance-Based Placement Measures
RBWO Provider GA+SCORECARD - CCI
Report Quarter: Q3 FY2016



Provider/Program Name: Turning Point Homes - Francois Cottage (829) - CCI

3396 Wesley Chapel Rd., Decatur, GA 30034 Phone: 678-343-1219 Vendor ID# 35603	Quarterly Scores (Grades)		Current Quarter Score (Grade)
	Q1: 75.43 (C)	Q2: 73.35 (C-)	73.81%
	Q3: 73.81 (C-)	Q4: 81.44 (B-)	(C-)

Program Census Information:	# Children in Care During Quarter: 12	# Placements During Quarter: 12	# Children in Care On Last Day: 8
------------------------------------	--	--	--

	Avg Performance All CCIs (%)	Provider Performance (%)*	Possible Points (Weight)	Provider Points Earned
--	-------------------------------------	----------------------------------	---------------------------------	-------------------------------

OPM Monitoring Reviews

Annual Comprehensive Reviews	90%	86%	25	21.42
Safety Reviews	96%	94%	15	14.13
Monitoring Sub-Total			40	35.54

CCI Safety Outcomes

Incidence of Maltreatment	0.15%	No Substantiated Reports	10	10.00
Staff Training	78%	0%	4	0.00
Safety Sub-Total			14	10.00

CCI Permanency Outcomes

Placement Stability	91%	83%	15	12.45
Sibling Contacts	9%	0%	5	0.00
Permanency Sub-Total			20	12.45

CCI Well-Being Outcomes

EPSDT Medical Visits	91%	71%	4	2.84
EPSDT Dental Visits	87%	57%	4	2.28
Academic Supports	82%	86%	4	3.44
Provider ECEM Visits	82%	11%	7	0.77
Provider General Contacts	80%	19%	7	1.33
Well-Being Sub-Total			26	10.66

*Performance calculation descriptions can be found in the FY 2016 RBWO PBP Measurements and Standards Guide.

Monitoring & Outcomes: Possible Points = 100	Points Earned = 68.65
Score Before Incentives Credit	68.65%
Incentives Awarded	5.16 pts
PBP Verification	N/A pts
Total Score	73.81%

Provider/Program Name: Turning Point Homes - Francois Cottage (829) - CCI



DHS, DFCS, Office of Provider Management
Performance-Based Placement Measures
RBWO Provider GA+SCORECARD - CCI



Report Quarter: Q3 FY2016

Program Census Information:		# Children in Care During Quarter: 12	# Placements During Quarter: 12	# Children in Care On Last Day: 8
CCI Incentive Credits	Avg Performance All CCIs (Points)	Provider Performance (%)*	Possible Points (Weight)	Provider Points Earned
Early EPSDT Medical Visits		33%	2	0.66
Early EPSDT Dental Visits		25%	2	0.50
Permanency Contacts		0%	5	0.00
Additional Academic Supports		0%	2	0.00
Active Agency Accreditation		0%	4	0.00
Staff Clinical Licensure		0%	5	0.00
Behavior Management (threshold = 0)		100%	4	4.00
Incentives Total	7.67		24	5.16
Maximum total combined incentive credit allowed is 10 points.			Incentives Awarded	5.16

*Performance calculation descriptions can be found in the FY 2016 RBWO PBP Measurements and Standards Guide.

Child Protective Services Investigations and Dispositions		
The following investigations data, which is not used for scoring but is considered significant to a provider's performance, is from Georgia SHINES and is not considered final or complete until the end of the fiscal year.		
Total Reports:	0	
Number Screened In:	0	
Number Screened Out:	0	
Number Substantiated:	0	
Number Unsubstantiated:	0	
Number Active CPS Investigations:	0	



DHS, DFCS, Office of Provider Management
Performance-Based Placement Measures
RBWO Provider GA+SCORECARD - CCI
Report Quarter: Q3 FY2016



Provider/Program Name: Turning Point Homes - Joshua Cottage I (830) - CCI

672 Kenilworth Cir., Stone Mountain, GA 30083

Phone: 678-343-1219

Vendor ID# 35602

Quarterly Scores (Grades)

Q1: 90.16 (A-)

Q2: 87.39 (B+)

Q3: 93.89 (A-)

Q4: 89.92 (B+)

Current Quarter Score (Grade)

93.89%

(A-)

Program Census Information:

Children in Care During Quarter: 11

Placements During Quarter: 11

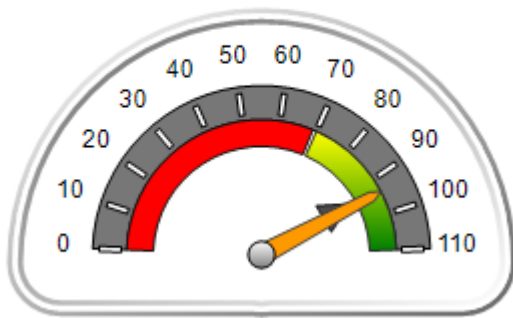
Children in Care On Last Day: 6

Quarterly Provider Comparisons to All CCIs

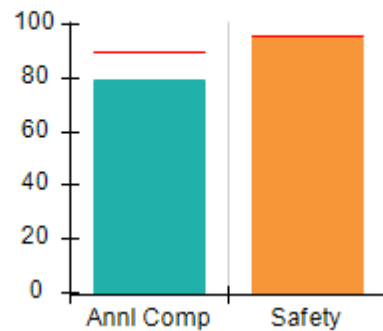
■■■■■■■■ indicates MalTx Threshold

▼ ————— indicates average for all CCIs

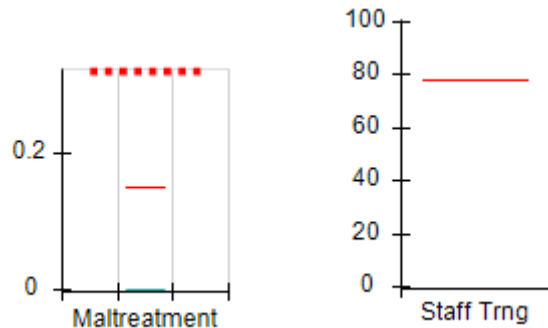
Overall Score (%)



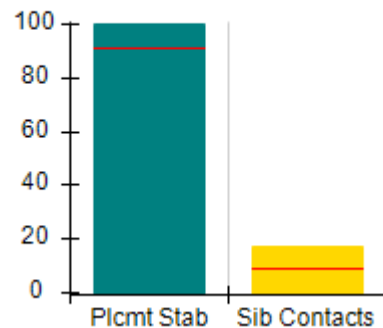
OPM Monitoring Reviews (%)



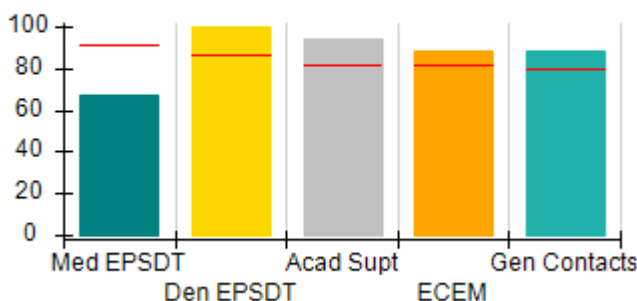
Safety Outcomes (%)



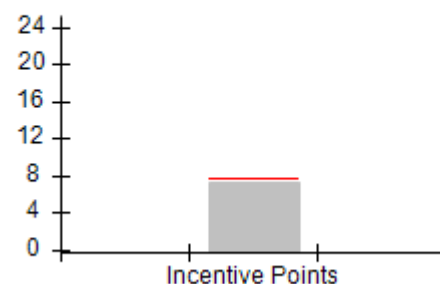
Permanency Outcomes (%)



Well-Being Outcomes (%)



Incentives Earned (Points)





DHS, DFCS, Office of Provider Management
Performance-Based Placement Measures
RBWO Provider GA+SCORECARD - CCI
Report Quarter: Q3 FY2016



Provider/Program Name: Turning Point Homes - Joshua Cottage I (830) - CCI				
672 Kenilworth Cir., Stone Mountain, GA 30083		Quarterly Scores (Grades)		Current Quarter Score (Grade)
Phone: 678-343-1219		Q1: 90.16 (A-)	Q2: 87.39 (B+)	93.89% (A-)
Vendor ID# 35602		Q3: 93.89 (A-)	Q4: 89.92 (B+)	
Program Census Information:		# Children in Care During Quarter: 11	# Placements During Quarter: 11	# Children in Care On Last Day: 6
	Avg Performance All CCIs (%)	Provider Performance (%)*	Possible Points (Weight)	Provider Points Earned
OPM Monitoring Reviews				
Annual Comprehensive Reviews	90%	79%	25	19.83
Safety Reviews	96%	95%	15	14.25
Monitoring Sub-Total			40	34.08
CCI Safety Outcomes				
Incidence of Maltreatment	0.15%	No Substantiated Reports	14	14.00
Staff Training	78%	Not Eligible		
Safety Sub-Total			14	14.00
CCI Permanency Outcomes				
Placement Stability	91%	100%	15	15.00
Sibling Contacts	9%	17%	5	0.85
Permanency Sub-Total			20	15.85
CCI Well-Being Outcomes				
EPSDT Medical Visits	91%	67%	4	2.68
EPSDT Dental Visits	87%	100%	4	4.00
Academic Supports	82%	94%	4	3.76
Provider ECEM Visits	82%	88%	7	6.16
Provider General Contacts	80%	88%	7	6.16
Well-Being Sub-Total			26	22.76
*Performance calculation descriptions can be found in the FY 2016 RBWO PBP Measurements and Standards Guide.				

Monitoring & Outcomes: Possible Points = 100	Points Earned = 86.69
Score Before Incentives Credit	86.69%
Incentives Awarded	7.20 pts
PBP Verification	N/A pts
Total Score	93.89%

Provider/Program Name: Turning Point Homes - Joshua Cottage I (830) - CCI



DHS, DFCS, Office of Provider Management
Performance-Based Placement Measures
RBWO Provider GA+SCORECARD - CCI



Report Quarter: Q3 FY2016

Program Census Information:		# Children in Care During Quarter: 11	# Placements During Quarter: 11	# Children in Care On Last Day: 6
CCI Incentive Credits	Avg Performance All CCIs (Points)	Provider Performance (%)*	Possible Points (Weight)	Provider Points Earned
Early EPSDT Medical Visits		60%	2	1.20
Early EPSDT Dental Visits		100%	2	2.00
Permanency Contacts		0%	5	0.00
Additional Academic Supports		0%	2	0.00
Active Agency Accreditation		0%	4	0.00
Staff Clinical Licensure		0%	5	0.00
Behavior Management (threshold = 0)		100%	4	4.00
Incentives Total	7.67		24	7.20
Maximum total combined incentive credit allowed is 10 points.			Incentives Awarded	7.20

*Performance calculation descriptions can be found in the FY 2016 RBWO PBP Measurements and Standards Guide.

Child Protective Services Investigations and Dispositions		
The following investigations data, which is not used for scoring but is considered significant to a provider's performance, is from Georgia SHINES and is not considered final or complete until the end of the fiscal year.		
Total Reports:	5	
Number Screened In:	1	
Number Screened Out:	4	
Number Substantiated:	0	
Number Unsubstantiated:	0	
Number Active CPS Investigations:	1	



DHS, DFCS, Office of Provider Management
Performance-Based Placement Measures
RBWO Provider GA+SCORECARD - CCI
Report Quarter: Q3 FY2016



Provider/Program Name: Turning Point Homes - Turning Point Cottage (833) - CCI

3392 Wesley Chapel Rd., Decatur, GA 30034

Phone: 678-343-1219

Vendor ID# 35604

Quarterly Scores (Grades)

Current Quarter Score (Grade)

Q1: 90.73 (A-)

Q2: 76.71 (C)

73.59%

Q3: 73.59 (C-)

Q4: 84.21 (B)

(C-)

Program Census Information:

Children in Care During Quarter: 9

Placements During Quarter: 9

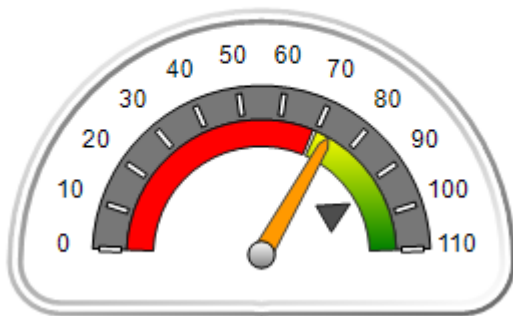
Children in Care On Last Day: 6

Quarterly Provider Comparisons to All CCIs

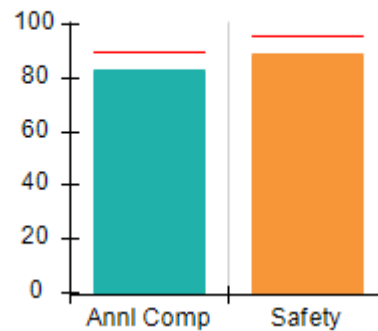
■■■■■■■■ indicates MalTx Threshold

▼ indicates average for all CCIs

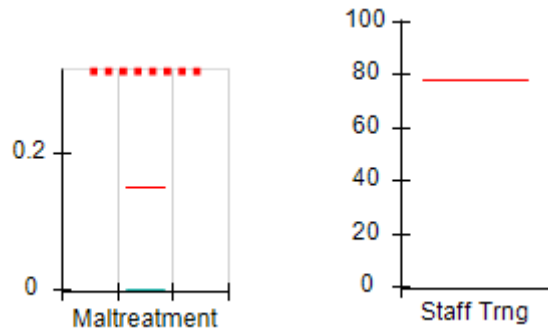
Overall Score (%)



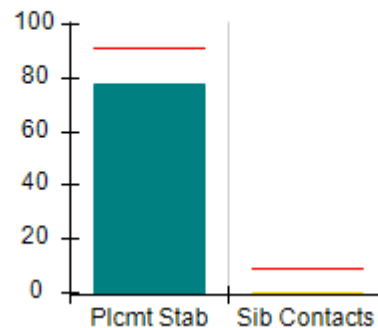
OPM Monitoring Reviews (%)



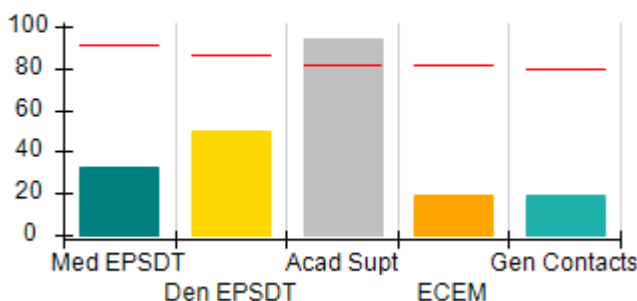
Safety Outcomes (%)



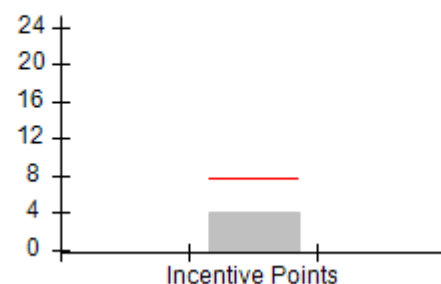
Permanency Outcomes (%)



Well-Being Outcomes (%)



Incentives Earned (Points)





DHS, DFCS, Office of Provider Management
Performance-Based Placement Measures
RBWO Provider GA+SCORECARD - CCI
Report Quarter: Q3 FY2016



Provider/Program Name: Turning Point Homes - Turning Point Cottage (833) - CCI				
3392 Wesley Chapel Rd., Decatur, GA 30034		Quarterly Scores (Grades)		Current Quarter Score (Grade)
Phone: 678-343-1219		Q1: 90.73 (A-)	Q2: 76.71 (C)	73.59% (C-)
Vendor ID# 35604		Q3: 73.59 (C-)	Q4: 84.21 (B)	
Program Census Information:		# Children in Care During Quarter: 9	# Placements During Quarter: 9	# Children in Care On Last Day: 6
	Avg Performance All CCIs (%)	Provider Performance (%)*	Possible Points (Weight)	Provider Points Earned
OPM Monitoring Reviews				
Annual Comprehensive Reviews	90%	83%	25	20.75
Safety Reviews	96%	89%	15	13.40
Monitoring Sub-Total			40	34.15
CCI Safety Outcomes				
Incidence of Maltreatment	0.15%	No Substantiated Reports	14	14.00
Staff Training	78%	Not Eligible		
Safety Sub-Total			14	14.00
CCI Permanency Outcomes				
Placement Stability	91%	78%	15	11.70
Sibling Contacts	9%	0%	5	0.00
Permanency Sub-Total			20	11.70
CCI Well-Being Outcomes				
EPSDT Medical Visits	91%	33%	4	1.32
EPSDT Dental Visits	87%	50%	4	2.00
Academic Supports	82%	94%	4	3.76
Provider ECEM Visits	82%	19%	7	1.33
Provider General Contacts	80%	19%	7	1.33
Well-Being Sub-Total			26	9.74
*Performance calculation descriptions can be found in the FY 2016 RBWO PBP Measurements and Standards Guide.				

Monitoring & Outcomes: Possible Points = 100	Points Earned = 69.59
Score Before Incentives Credit	69.59%
Incentives Awarded	4.00 pts
PBP Verification	N/A pts
Total Score	73.59%

Provider/Program Name: Turning Point Homes - Turning Point Cottage (833) - CCI



DHS, DFCS, Office of Provider Management
Performance-Based Placement Measures
RBWO Provider GA+SCORECARD - CCI



Report Quarter: Q3 FY2016

Program Census Information:		# Children in Care During Quarter: 9	# Placements During Quarter: 9	# Children in Care On Last Day: 6
CCI Incentive Credits	Avg Performance All CCIs (Points)	Provider Performance (%)*	Possible Points (Weight)	Provider Points Earned
Early EPSDT Medical Visits		0%	2	0.00
Early EPSDT Dental Visits		0%	2	0.00
Permanency Contacts		0%	5	0.00
Additional Academic Supports		0%	2	0.00
Active Agency Accreditation		0%	4	0.00
Staff Clinical Licensure		0%	5	0.00
Behavior Management (threshold = 0)		100%	4	4.00
Incentives Total	7.67		24	4.00
Maximum total combined incentive credit allowed is 10 points.			Incentives Awarded	4.00

*Performance calculation descriptions can be found in the FY 2016 RBWO PBP Measurements and Standards Guide.

Child Protective Services Investigations and Dispositions

The following investigations data, which is not used for scoring but is considered significant to a provider's performance, is from Georgia SHINES and is not considered final or complete until the end of the fiscal year.

Total Reports:	0
Number Screened In:	0
Number Screened Out:	0
Number Substantiated:	0
Number Unsubstantiated:	0
Number Active CPS Investigations:	0



DHS, DFCS, Office of Provider Management
Performance-Based Placement Measures
RBWO Provider GA+SCORECARD - CCI



Report Quarter: Q3 FY2016

Provider/Program Name: Twin Cedars Youth Services (formerly Georgia Industrial Children's Home) - Campus of Twin Cedar Youth Service (4340) - CCI

4690 N. Mumford Rd., Macon, GA 31210

Phone: 478-474-8220

Vendor ID# 78675

Quarterly Scores (Grades)

Current Quarter Score (Grade)

Q1: 96.05 (A)

Q2: 95.41 (A)

87.07%

Q3: 87.07 (B+)

Q4: 82.11 (B-)

(B+)

Program Census Information:

Children in Care During Quarter: 50

Placements During Quarter: 50

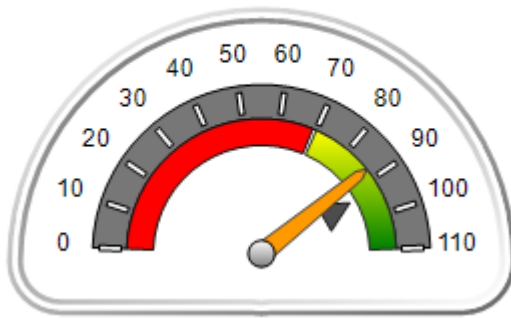
Children in Care On Last Day: 41

Quarterly Provider Comparisons to All CCIs

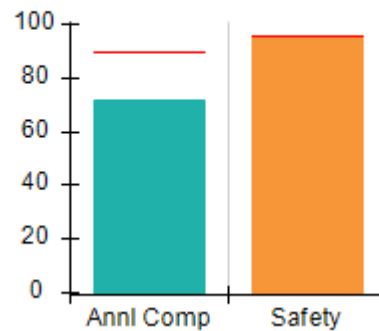
■■■■■■■■ indicates MalTx Threshold

▼ ————— indicates average for all CCIs

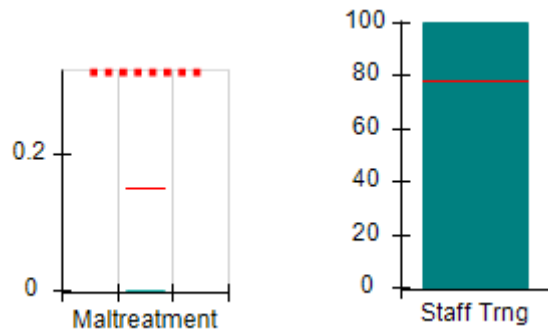
Overall Score (%)



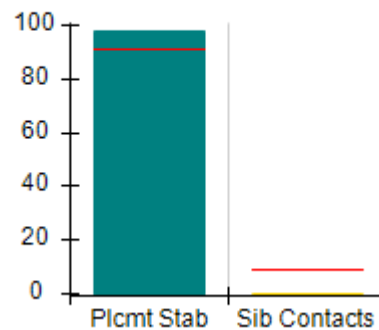
OPM Monitoring Reviews (%)



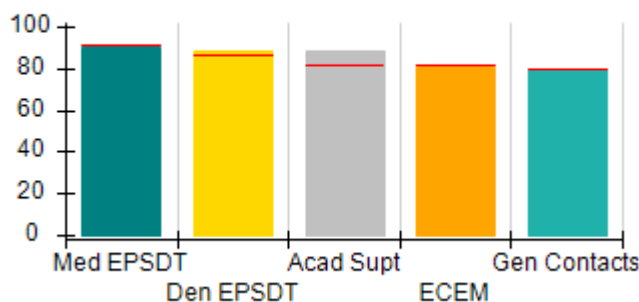
Safety Outcomes (%)



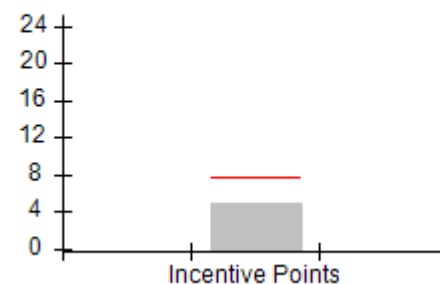
Permanency Outcomes (%)



Well-Being Outcomes (%)



Incentives Earned (Points)





DHS, DFCS, Office of Provider Management
Performance-Based Placement Measures
RBWO Provider GA+SCORECARD - CCI



Report Quarter: Q3 FY2016

Provider/Program Name: Twin Cedars Youth Services (formerly Georgia Industrial Children's Home) - Campus of Twin Cedar Youth Service (4340) - CCI				
4690 N. Mumford Rd., Macon, GA 31210		Quarterly Scores (Grades)		Current Quarter Score (Grade)
Phone: 478-474-8220		Q1: 96.05 (A)	Q2: 95.41 (A)	87.07%
Vendor ID# 78675		Q3: 87.07 (B+)	Q4: 82.11 (B-)	(B+)
Program Census Information:		# Children in Care During Quarter: 50	# Placements During Quarter: 50	# Children in Care On Last Day: 41
	Avg Performance All CCIs (%)	Provider Performance (%)*	Possible Points (Weight)	Provider Points Earned
OPM Monitoring Reviews				
Annual Comprehensive Reviews	90%	72%	25	17.98
Safety Reviews	96%	96%	15	14.40
Monitoring Sub-Total			40	32.38
CCI Safety Outcomes				
Incidence of Maltreatment	0.15%	No Substantiated Reports	10	10.00
Staff Training	78%	100%	4	4.00
Safety Sub-Total			14	14.00
CCI Permanency Outcomes				
Placement Stability	91%	98%	15	14.70
Sibling Contacts	9%	0%	5	0.00
Permanency Sub-Total			20	14.70
CCI Well-Being Outcomes				
EPSDT Medical Visits	91%	90%	4	3.60
EPSDT Dental Visits	87%	88%	4	3.52
Academic Supports	82%	88%	4	3.52
Provider ECEM Visits	82%	81%	7	5.67
Provider General Contacts	80%	80%	7	5.60
Well-Being Sub-Total			26	21.91
*Performance calculation descriptions can be found in the FY 2016 RBWO PBP Measurements and Standards Guide.				

Monitoring & Outcomes: Possible Points = 100		Points Earned = 82.99	
Score Before Incentives Credit			82.99%
Incentives Awarded			4.88 pts
PBP Verification			-0.80 pts
Total Score			87.07%

Provider/Program Name: Twin Cedars Youth Services (formerly Georgia Industrial Children's Home) - Campus of Twin Cedar Youth Service (4340) - CCI



DHS, DFCS, Office of Provider Management
Performance-Based Placement Measures
RBWO Provider GA+SCORECARD - CCI



Report Quarter: Q3 FY2016

Program Census Information:		# Children in Care During Quarter: 50	# Placements During Quarter: 50	# Children in Care On Last Day: 41
CCI Incentive Credits	Avg Performance All CCIs (Points)	Provider Performance (%)*	Possible Points (Weight)	Provider Points Earned
Early EPSDT Medical Visits		80%	2	1.60
Early EPSDT Dental Visits		64%	2	1.28
Permanency Contacts		0%	5	0.00
Additional Academic Supports		0%	2	0.00
Active Agency Accreditation		50%	4	2.00
Staff Clinical Licensure		0%	5	0.00
Behavior Management (threshold = 0)		0%	4	0.00
Incentives Total	7.67		24	4.88
Maximum total combined incentive credit allowed is 10 points.			Incentives Awarded	4.88

*Performance calculation descriptions can be found in the FY 2016 RBWO PBP Measurements and Standards Guide.

Child Protective Services Investigations and Dispositions

The following investigations data, which is not used for scoring but is considered significant to a provider's performance, is from Georgia SHINES and is not considered final or complete until the end of the fiscal year.

Total Reports:	4
Number Screened In:	1
Number Screened Out:	3
Number Substantiated:	0
Number Unsubstantiated:	2
Number Active CPS Investigations:	-1



DHS, DFCS, Office of Provider Management
Performance-Based Placement Measures
RBWO Provider GA+SCORECARD - CCI



Report Quarter: Q3 FY2016

Provider/Program Name: Twin Cedars Youth Services - Anne Elizabeth Shepherd (835) - CCI

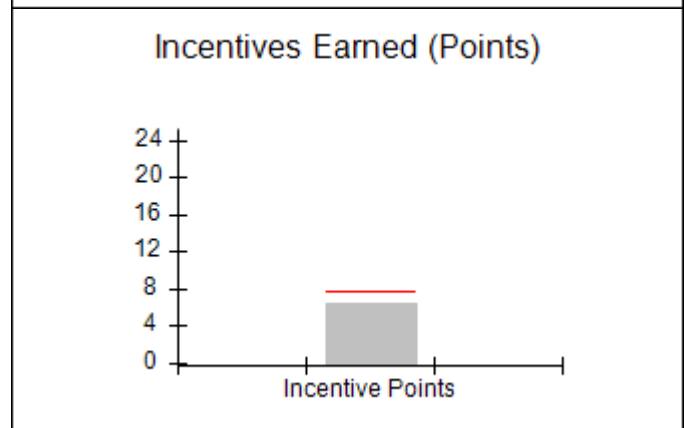
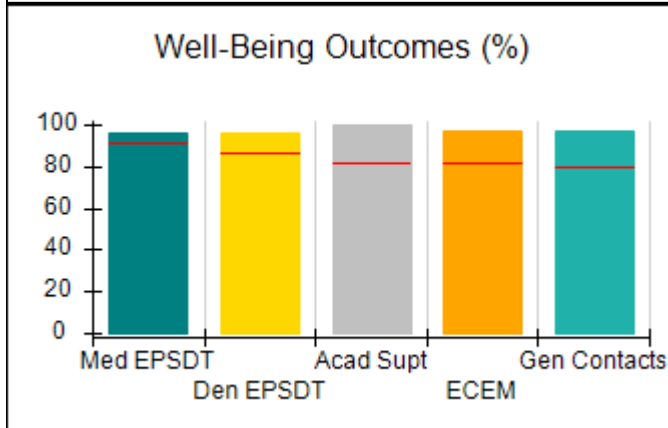
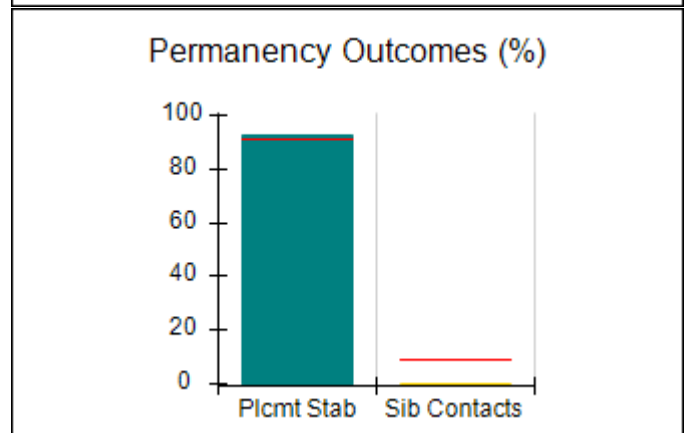
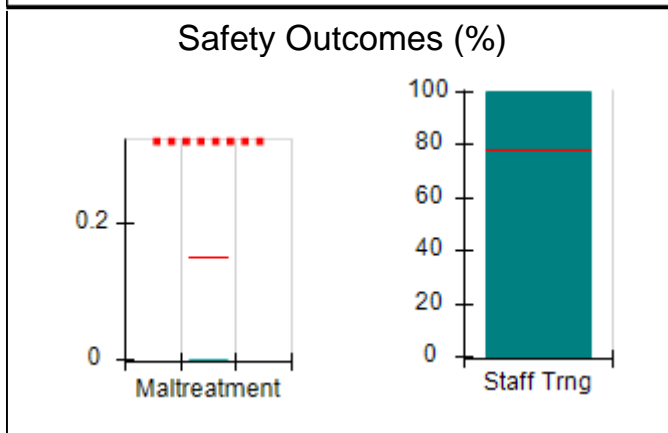
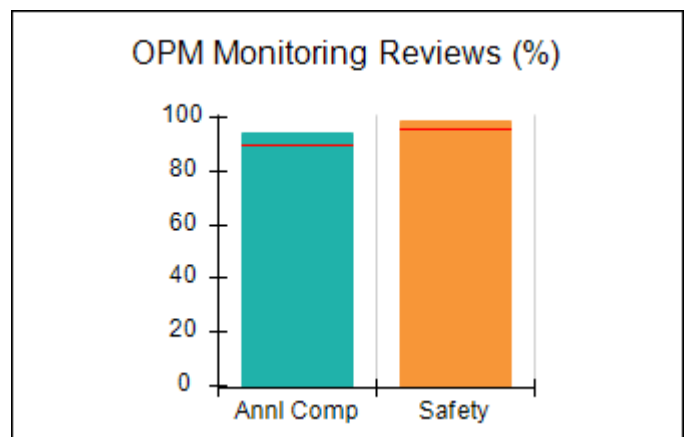
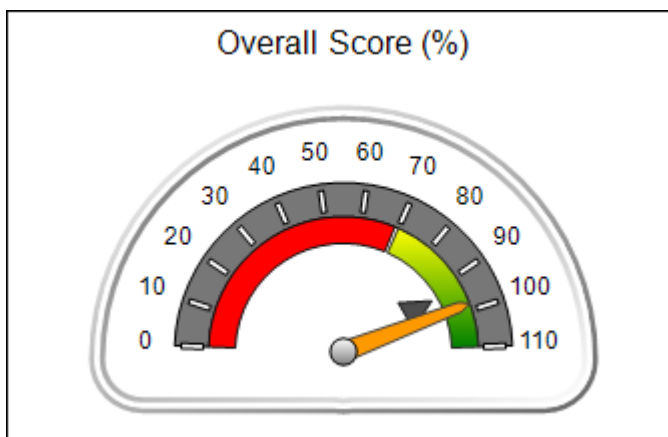
751 Double Churches Rd., Columbus, GA 31904 Phone: 706-322-8984 Vendor ID# 35615	Quarterly Scores (Grades)		Current Quarter Score (Grade)
	Q1: 105.70 (A+)	Q2: 96.44 (A)	98.19% (A+)
	Q3: 98.19 (A+)	Q4: 107.81 (A+)	

Program Census Information:	# Children in Care During Quarter: 29	# Placements During Quarter: 29	# Children in Care On Last Day: 25
-----------------------------	---------------------------------------	---------------------------------	------------------------------------

Quarterly Provider Comparisons to All CCIs

■■■■■■■■ indicates MalTx Threshold

▼ ————— indicates average for all CCIs





DHS, DFCS, Office of Provider Management
Performance-Based Placement Measures
RBWO Provider GA+SCORECARD - CCI



Report Quarter: Q3 FY2016

Provider/Program Name: Twin Cedars Youth Services - Anne Elizabeth Shepherd (835) - CCI

751 Double Churches Rd., Columbus, GA 31904 Phone: 706-322-8984 Vendor ID# 35615	Quarterly Scores (Grades)		Current Quarter Score (Grade)
	Q1: 105.70 (A+)	Q2: 96.44 (A)	98.19%
	Q3: 98.19 (A+)	Q4: 107.81 (A+)	(A+)

Program Census Information:	# Children in Care During Quarter: 29	# Placements During Quarter: 29	# Children in Care On Last Day: 25
------------------------------------	--	--	---

	Avg Performance All CCIs (%)	Provider Performance (%)*	Possible Points (Weight)	Provider Points Earned
--	-------------------------------------	----------------------------------	---------------------------------	-------------------------------

OPM Monitoring Reviews

Annual Comprehensive Reviews	90%	94%	25	23.62
Safety Reviews	96%	99%	15	14.86
Monitoring Sub-Total			40	38.48

CCI Safety Outcomes

Incidence of Maltreatment	0.15%	No Substantiated Reports	10	10.00
Staff Training	78%	100%	4	4.00
Safety Sub-Total			14	14.00

CCI Permanency Outcomes

Placement Stability	91%	93%	15	13.95
Sibling Contacts	9%	0%	5	0.00
Permanency Sub-Total			20	13.95

CCI Well-Being Outcomes

EPSDT Medical Visits	91%	96%	4	3.84
EPSDT Dental Visits	87%	96%	4	3.84
Academic Supports	82%	100%	4	4.00
Provider ECEM Visits	82%	97%	7	6.79
Provider General Contacts	80%	97%	7	6.79
Well-Being Sub-Total			26	25.26

*Performance calculation descriptions can be found in the FY 2016 RBWO PBP Measurements and Standards Guide.

Monitoring & Outcomes: Possible Points = 100	Points Earned = 91.69
Score Before Incentives Credit	91.69%
Incentives Awarded	6.50 pts
PBP Verification	N/A pts
Total Score	98.19%

Provider/Program Name: Twin Cedars Youth Services - Anne Elizabeth Shepherd (835) - CCI



DHS, DFCS, Office of Provider Management
Performance-Based Placement Measures
RBWO Provider GA+SCORECARD - CCI



Report Quarter: Q3 FY2016

Program Census Information:		# Children in Care During Quarter: 29	# Placements During Quarter: 29	# Children in Care On Last Day: 25
CCI Incentive Credits	Avg Performance All CCIs (Points)	Provider Performance (%)*	Possible Points (Weight)	Provider Points Earned
Early EPSDT Medical Visits		89%	2	1.78
Early EPSDT Dental Visits		90%	2	1.80
Permanency Contacts		0%	5	0.00
Additional Academic Supports		46%	2	0.92
Active Agency Accreditation		50%	4	2.00
Staff Clinical Licensure		0%	5	0.00
Behavior Management (threshold = 0)		0%	4	0.00
Incentives Total	7.67		24	6.50
Maximum total combined incentive credit allowed is 10 points.			Incentives Awarded	6.50

*Performance calculation descriptions can be found in the FY 2016 RBWO PBP Measurements and Standards Guide.

Child Protective Services Investigations and Dispositions		
The following investigations data, which is not used for scoring but is considered significant to a provider's performance, is from Georgia SHINES and is not considered final or complete until the end of the fiscal year.		
Total Reports:	0	
Number Screened In:	0	
Number Screened Out:	0	
Number Substantiated:	0	
Number Unsubstantiated:	0	
Number Active CPS Investigations:	0	



DHS, DFCS, Office of Provider Management
Performance-Based Placement Measures
RBWO Provider GA+SCORECARD - CCI



Report Quarter: Q3 FY2016

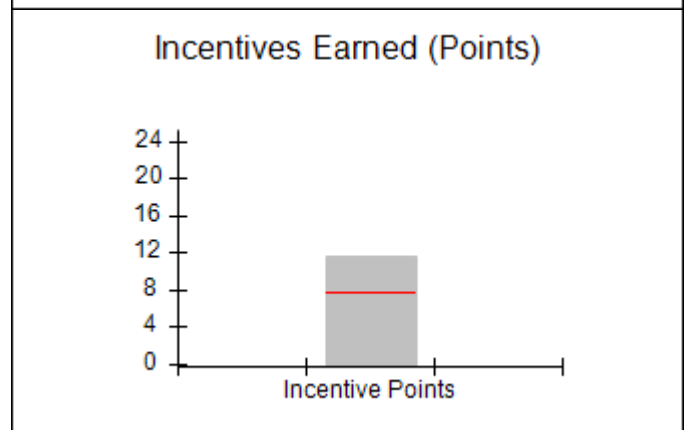
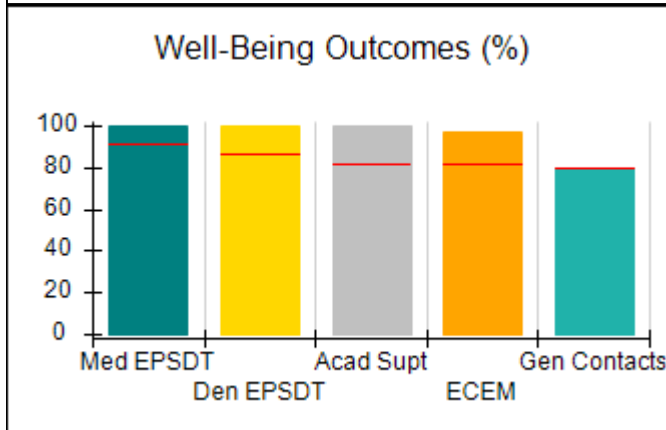
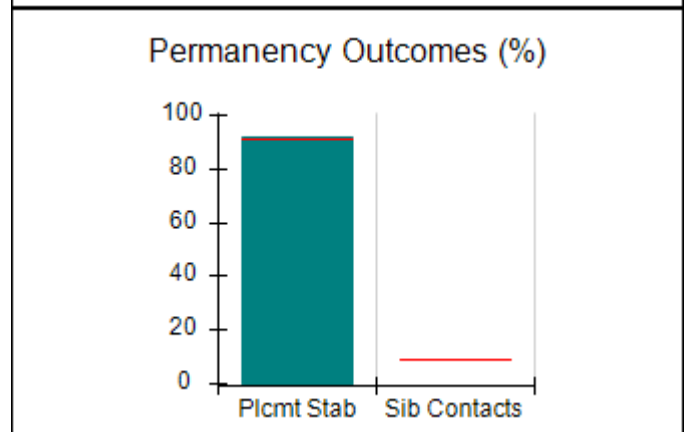
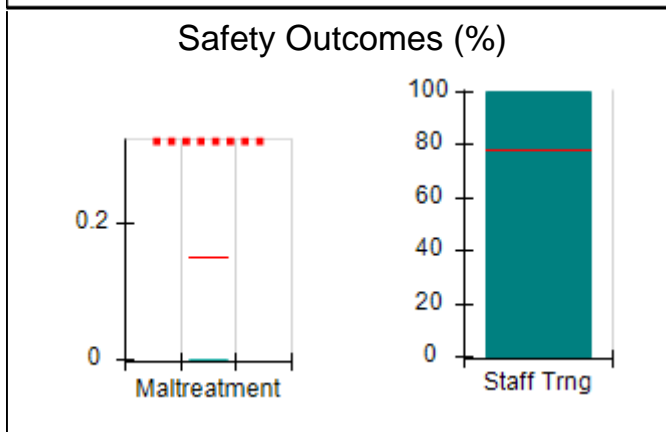
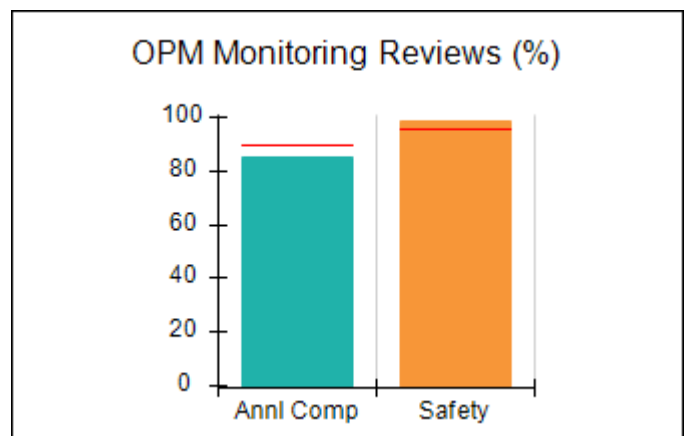
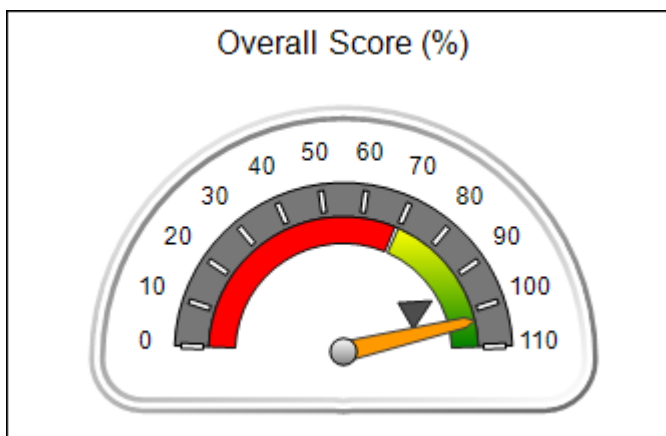
Provider/Program Name: Twin Cedars Youth Services - Bradfield Center (846) - CCI

1022 East Depot St., LaGrange, GA 30241-1526 Phone: 706-884-1717 Vendor ID# 35610	Quarterly Scores (Grades)		Current Quarter Score (Grade)
	Q1: 101.67 (A+)	Q2: 100.81 (A+)	102.88% (A+)
	Q3: 102.88 (A+)	Q4: 95.83 (A)	
Program Census Information:	# Children in Care During Quarter: 13	# Placements During Quarter: 13	# Children in Care On Last Day: 12

Quarterly Provider Comparisons to All CCIs

■■■■■■■■ indicates MalTx Threshold

▼ ————— indicates average for all CCIs





DHS, DFCS, Office of Provider Management
Performance-Based Placement Measures
RBWO Provider GA+SCORECARD - CCI
Report Quarter: Q3 FY2016



Provider/Program Name: Twin Cedars Youth Services - Bradfield Center (846) - CCI

1022 East Depot St., LaGrange, GA 30241-1526 Phone: 706-884-1717 Vendor ID# 35610	Quarterly Scores (Grades)		Current Quarter Score (Grade)
	Q1: 101.67 (A+)	Q2: 100.81 (A+)	102.88% (A+)
	Q3: 102.88 (A+)	Q4: 95.83 (A)	

Program Census Information:	# Children in Care During Quarter: 13	# Placements During Quarter: 13	# Children in Care On Last Day: 12
-----------------------------	---------------------------------------	---------------------------------	------------------------------------

	Avg Performance All CCIs (%)	Provider Performance (%)*	Possible Points (Weight)	Provider Points Earned
--	-------------------------------------	----------------------------------	---------------------------------	-------------------------------

OPM Monitoring Reviews

Annual Comprehensive Reviews	90%	85%	25	21.31
Safety Reviews	96%	99%	15	14.78
Monitoring Sub-Total			40	36.09

CCI Safety Outcomes

Incidence of Maltreatment	0.15%	No Substantiated Reports	10	10.00
Staff Training	78%	100%	4	4.00
Safety Sub-Total			14	14.00

CCI Permanency Outcomes

Placement Stability	91%	92%	20	18.40
Sibling Contacts	9%	None Planned		
Permanency Sub-Total			20	18.40

CCI Well-Being Outcomes

EPSDT Medical Visits	91%	100%	4	4.00
EPSDT Dental Visits	87%	100%	4	4.00
Academic Supports	82%	100%	4	4.00
Provider ECEM Visits	82%	97%	7	6.79
Provider General Contacts	80%	80%	7	5.60
Well-Being Sub-Total			26	24.39

*Performance calculation descriptions can be found in the FY 2016 RBWO PBP Measurements and Standards Guide.

Monitoring & Outcomes: Possible Points = 100		Points Earned = 92.88	
Score Before Incentives Credit			92.88%
Incentives Awarded			10.00 pts
PBP Verification			N/A pts
Total Score			102.88%

Provider/Program Name: Twin Cedars Youth Services - Bradfield Center (846) - CCI



DHS, DFCS, Office of Provider Management
Performance-Based Placement Measures
RBWO Provider GA+SCORECARD - CCI



Report Quarter: Q3 FY2016

Program Census Information:		# Children in Care During Quarter: 13	# Placements During Quarter: 13	# Children in Care On Last Day: 12
CCI Incentive Credits	Avg Performance All CCIs (Points)	Provider Performance (%)*	Possible Points (Weight)	Provider Points Earned
Early EPSDT Medical Visits		100%	2	2.00
Early EPSDT Dental Visits		80%	2	1.60
Permanency Contacts		None Planned	5	
Additional Academic Supports		0%	2	0.00
Active Agency Accreditation		100%	4	4.00
Staff Clinical Licensure		0%	5	0.00
Behavior Management (threshold = 0)		100%	4	4.00
Incentives Total	7.67		24	11.60
Maximum total combined incentive credit allowed is 10 points.			Incentives Awarded	10.00

*Performance calculation descriptions can be found in the FY 2016 RBWO PBP Measurements and Standards Guide.

Child Protective Services Investigations and Dispositions		
The following investigations data, which is not used for scoring but is considered significant to a provider's performance, is from Georgia SHINES and is not considered final or complete until the end of the fiscal year.		
Total Reports:	1	
Number Screened In:	0	
Number Screened Out:	1	
Number Substantiated:	0	
Number Unsubstantiated:	0	
Number Active CPS Investigations:	0	



DHS, DFCS, Office of Provider Management
Performance-Based Placement Measures
RBWO Provider GA+SCORECARD - CCI
Report Quarter: Q3 FY2016



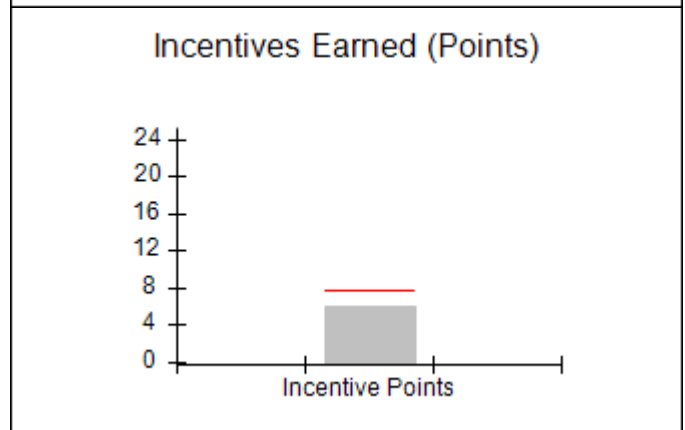
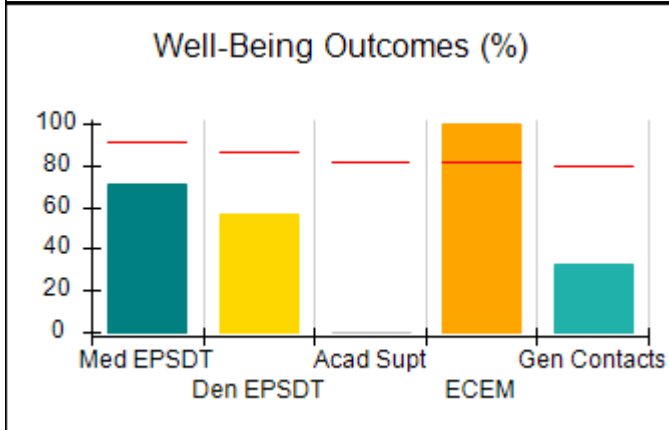
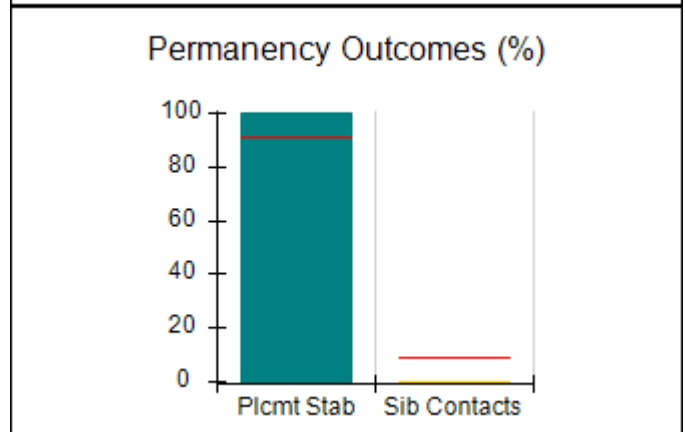
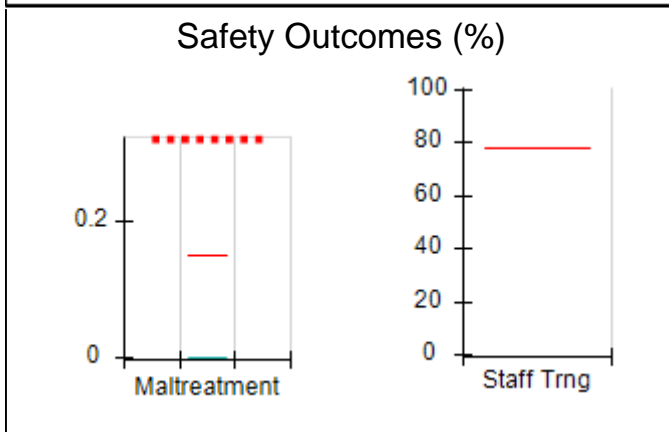
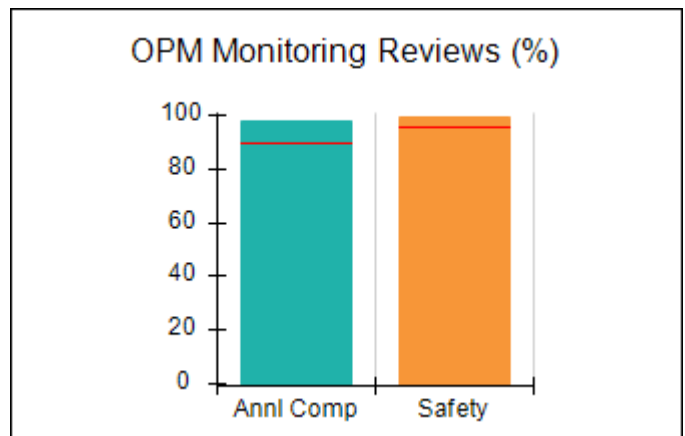
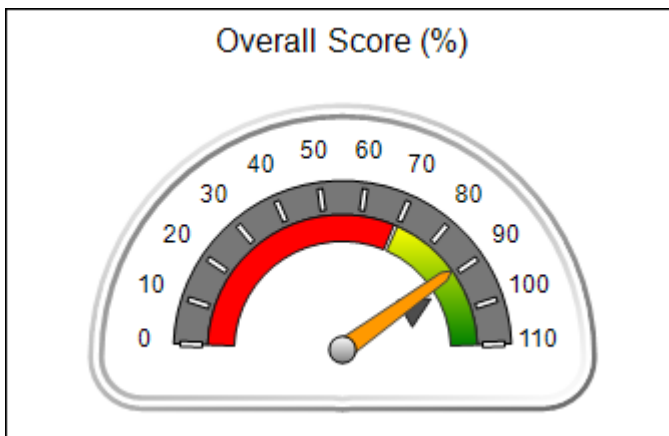
Provider/Program Name: Twin Cedars Youth Services - Connections (837) - CCI

1055 E. Depot Street, LaGrange, GA 30241 Phone: 706-882-4437 Vendor ID# 35609	Quarterly Scores (Grades)		Current Quarter Score (Grade)
	Q1: 106.14 (A+)	Q2: 97.64 (A+)	88.91% (B+)
	Q3: 88.91 (B+)	Q4: 93.66 (A-)	
Program Census Information:	# Children in Care During Quarter: 8	# Placements During Quarter: 8	# Children in Care On Last Day: 8

Quarterly Provider Comparisons to All CCIs

■■■■■■■■ indicates MalTx Threshold

▼ ————— indicates average for all CCIs





DHS, DFCS, Office of Provider Management
Performance-Based Placement Measures
RBWO Provider GA+SCORECARD - CCI
Report Quarter: Q3 FY2016



Provider/Program Name: Twin Cedars Youth Services - Connections (837) - CCI

1055 E. Depot Street, LaGrange, GA 30241 Phone: 706-882-4437 Vendor ID# 35609	Quarterly Scores (Grades)		Current Quarter Score (Grade)
	Q1: 106.14 (A+)	Q2: 97.64 (A+)	88.91%
	Q3: 88.91 (B+)	Q4: 93.66 (A-)	(B+)

Program Census Information:	# Children in Care During Quarter: 8	# Placements During Quarter: 8	# Children in Care On Last Day: 8
-----------------------------	--------------------------------------	--------------------------------	-----------------------------------

	Avg Performance All CCIs (%)	Provider Performance (%)*	Possible Points (Weight)	Provider Points Earned
--	-------------------------------------	----------------------------------	---------------------------------	-------------------------------

OPM Monitoring Reviews

Annual Comprehensive Reviews	90%	98%	25	24.59
Safety Reviews	96%	99%	15	14.89
Monitoring Sub-Total			40	39.48

CCI Safety Outcomes

Incidence of Maltreatment	0.15%	No Substantiated Reports	14	14.00
Staff Training	78%	Not Eligible		
Safety Sub-Total			14	14.00

CCI Permanency Outcomes

Placement Stability	91%	100%	15	15.00
Sibling Contacts	9%	0%	5	0.00
Permanency Sub-Total			20	15.00

CCI Well-Being Outcomes

EPSDT Medical Visits	91%	71%	4	2.84
EPSDT Dental Visits	87%	57%	4	2.28
Academic Supports	82%	0%	4	0.00
Provider ECEM Visits	82%	100%	7	7.00
Provider General Contacts	80%	33%	7	2.31
Well-Being Sub-Total			26	14.43

*Performance calculation descriptions can be found in the FY 2016 RBWO PBP Measurements and Standards Guide.

Monitoring & Outcomes: Possible Points = 100		Points Earned = 82.91	
Score Before Incentives Credit		82.91%	
Incentives Awarded		6.00 pts	
PBP Verification		N/A pts	
Total Score		88.91%	

Provider/Program Name: Twin Cedars Youth Services - Connections (837) - CCI



DHS, DFCS, Office of Provider Management
Performance-Based Placement Measures
RBWO Provider GA+SCORECARD - CCI



Report Quarter: Q3 FY2016

Program Census Information:		# Children in Care During Quarter: 8	# Placements During Quarter: 8	# Children in Care On Last Day: 8
CCI Incentive Credits	Avg Performance All CCIs (Points)	Provider Performance (%)*	Possible Points (Weight)	Provider Points Earned
Early EPSDT Medical Visits		0%	2	0.00
Early EPSDT Dental Visits		0%	2	0.00
Permanency Contacts		0%	5	0.00
Additional Academic Supports		0%	2	0.00
Active Agency Accreditation		50%	4	2.00
Staff Clinical Licensure		0%	5	0.00
Behavior Management (threshold = 0)		100%	4	4.00
Incentives Total	7.67		24	6.00
Maximum total combined incentive credit allowed is 10 points.			Incentives Awarded	6.00

*Performance calculation descriptions can be found in the FY 2016 RBWO PBP Measurements and Standards Guide.

Child Protective Services Investigations and Dispositions

The following investigations data, which is not used for scoring but is considered significant to a provider's performance, is from Georgia SHINES and is not considered final or complete until the end of the fiscal year.

Total Reports:	0
Number Screened In:	0
Number Screened Out:	0
Number Substantiated:	0
Number Unsubstantiated:	0
Number Active CPS Investigations:	0



DHS, DFCS, Office of Provider Management
Performance-Based Placement Measures
RBWO Provider GA+SCORECARD - CCI



Report Quarter: Q3 FY2016

Provider/Program Name: Twin Cedars Youth Services - Magnolia Second Chance Home (844) - CCI

99 Johnson St., LaGrange, GA 30241

Phone: 706-298-2158

Vendor ID# 35618

Quarterly Scores (Grades)

Current Quarter Score (Grade)

Q1: 88.27 (B+)

Q2: 85.83 (B)

96.37%

Q3: 96.37 (A)

Q4: 91.93 (A-)

(A)

Program Census Information:

Children in Care During Quarter: 11

Placements During Quarter: 11

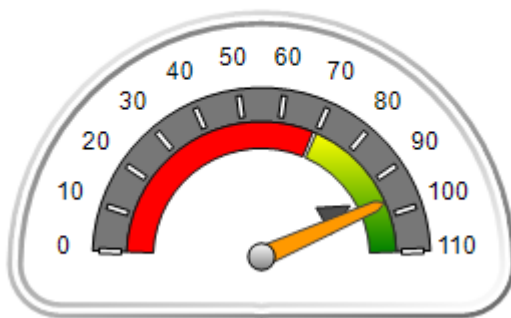
Children in Care On Last Day: 6

Quarterly Provider Comparisons to All CCIs

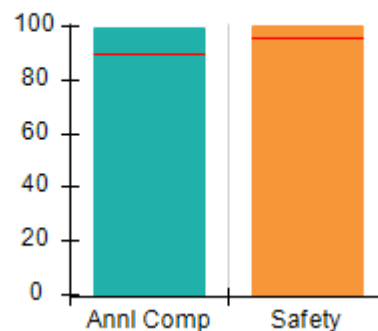
■■■■■■■■ indicates MalTx Threshold

▼ indicates average for all CCIs

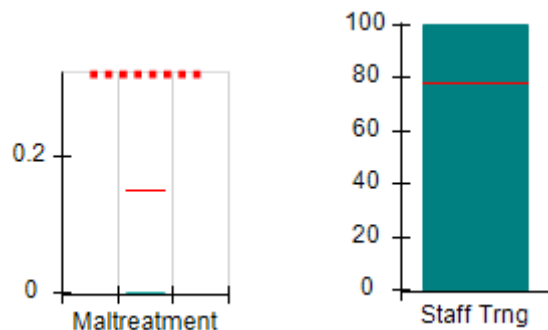
Overall Score (%)



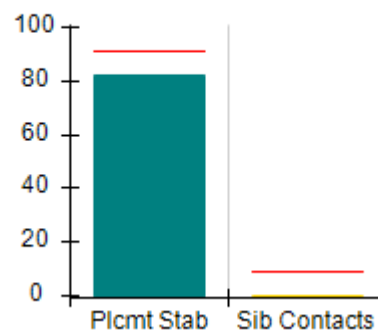
OPM Monitoring Reviews (%)



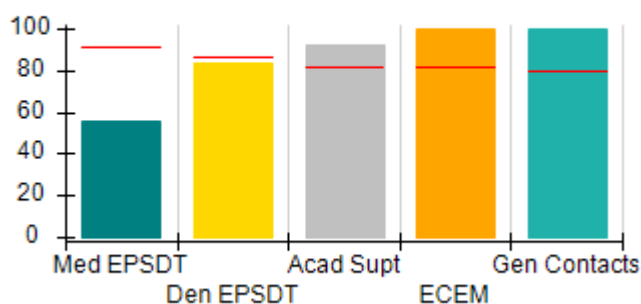
Safety Outcomes (%)



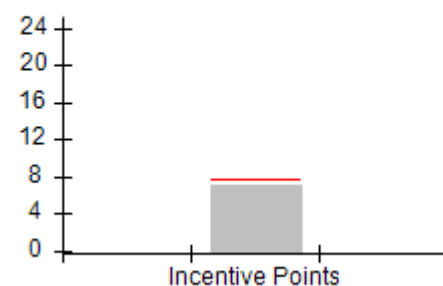
Permanency Outcomes (%)



Well-Being Outcomes (%)



Incentives Earned (Points)





DHS, DFCS, Office of Provider Management
Performance-Based Placement Measures
RBWO Provider GA+SCORECARD - CCI



Report Quarter: Q3 FY2016

Provider/Program Name: Twin Cedars Youth Services - Magnolia Second Chance Home (844) - CCI

99 Johnson St., LaGrange, GA 30241 Phone: 706-298-2158 Vendor ID# 35618	Quarterly Scores (Grades)		Current Quarter Score (Grade)
	Q1: 88.27 (B+)	Q2: 85.83 (B)	96.37%
	Q3: 96.37 (A)	Q4: 91.93 (A-)	(A)

Program Census Information:	# Children in Care During Quarter: 11	# Placements During Quarter: 11	# Children in Care On Last Day: 6
-----------------------------	---------------------------------------	---------------------------------	-----------------------------------

	Avg Performance All CCIs (%)	Provider Performance (%)*	Possible Points (Weight)	Provider Points Earned
--	-------------------------------------	----------------------------------	---------------------------------	-------------------------------

OPM Monitoring Reviews

Annual Comprehensive Reviews	90%	99%	25	24.83
Safety Reviews	96%	100%	15	15.00
Monitoring Sub-Total			40	39.83

CCI Safety Outcomes

Incidence of Maltreatment	0.15%	No Substantiated Reports	10	10.00
Staff Training	78%	100%	4	4.00
Safety Sub-Total			14	14.00

CCI Permanency Outcomes

Placement Stability	91%	82%	15	12.30
Sibling Contacts	9%	0%	5	0.00
Permanency Sub-Total			20	12.30

CCI Well-Being Outcomes

EPSDT Medical Visits	91%	56%	4	2.24
EPSDT Dental Visits	87%	83%	4	3.32
Academic Supports	82%	92%	4	3.68
Provider ECEM Visits	82%	100%	7	7.00
Provider General Contacts	80%	100%	7	7.00
Well-Being Sub-Total			26	23.24

*Performance calculation descriptions can be found in the FY 2016 RBWO PBP Measurements and Standards Guide.

Monitoring & Outcomes: Possible Points = 100		Points Earned = 89.37	
Score Before Incentives Credit		89.37%	
Incentives Awarded		7.00 pts	
PBP Verification		N/A pts	
Total Score		96.37%	

Provider/Program Name: Twin Cedars Youth Services - Magnolia Second Chance Home (844) - CCI



DHS, DFCS, Office of Provider Management
Performance-Based Placement Measures
RBWO Provider GA+SCORECARD - CCI



Report Quarter: Q3 FY2016

Program Census Information:		# Children in Care During Quarter: 11	# Placements During Quarter: 11	# Children in Care On Last Day: 6
CCI Incentive Credits	Avg Performance All CCIs (Points)	Provider Performance (%)*	Possible Points (Weight)	Provider Points Earned
Early EPSDT Medical Visits		0%	2	0.00
Early EPSDT Dental Visits		50%	2	1.00
Permanency Contacts		0%	5	0.00
Additional Academic Supports		0%	2	0.00
Active Agency Accreditation		50%	4	2.00
Staff Clinical Licensure		0%	5	0.00
Behavior Management (threshold = 0)		100%	4	4.00
Incentives Total	7.67		24	7.00
Maximum total combined incentive credit allowed is 10 points.			Incentives Awarded	7.00

*Performance calculation descriptions can be found in the FY 2016 RBWO PBP Measurements and Standards Guide.

Child Protective Services Investigations and Dispositions		
The following investigations data, which is not used for scoring but is considered significant to a provider's performance, is from Georgia SHINES and is not considered final or complete until the end of the fiscal year.		
Total Reports:	0	
Number Screened In:	0	
Number Screened Out:	0	
Number Substantiated:	0	
Number Unsubstantiated:	0	
Number Active CPS Investigations:	0	



DHS, DFCS, Office of Provider Management
Performance-Based Placement Measures
RBWO Provider GA+SCORECARD - CCI
Report Quarter: Q3 FY2016



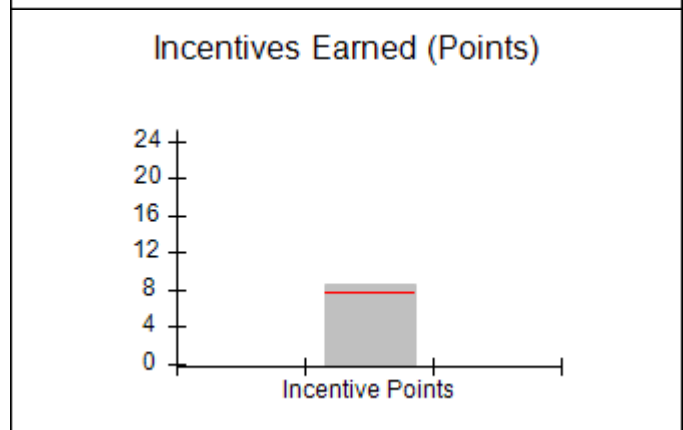
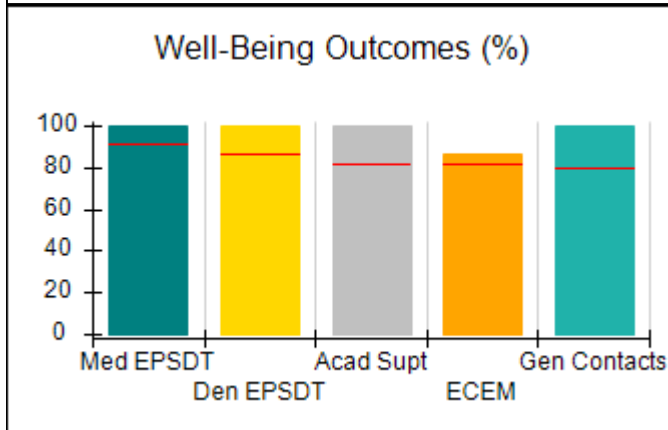
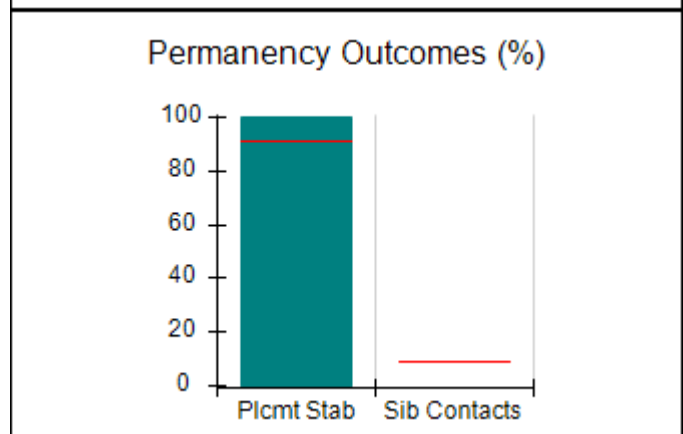
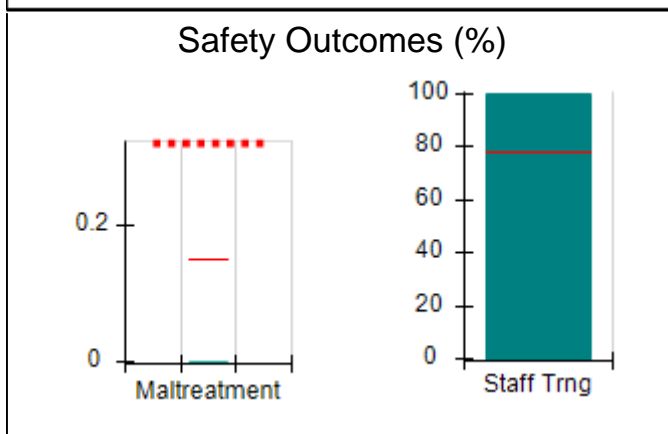
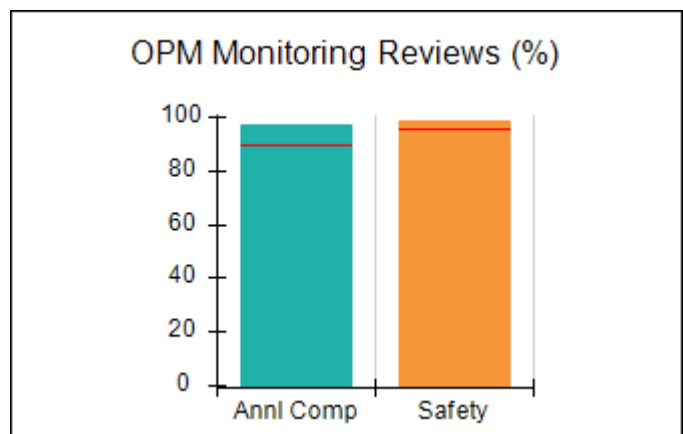
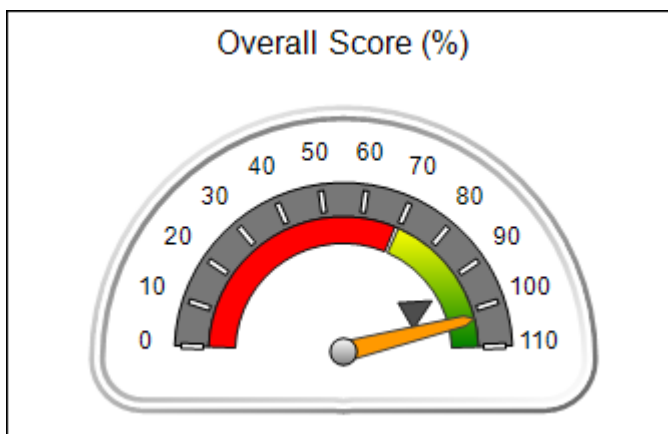
Provider/Program Name: Twin Cedars Youth Services - Reality House (841) - CCI

907 Double Churches Rd., Columbus, GA 31904 Phone: 706-596-9601 Vendor ID# 35621	Quarterly Scores (Grades)		Current Quarter Score (Grade)
	Q1: 95.87 (A)	Q2: 107.48 (A+)	102.37% (A+)
	Q3: 102.37 (A+)	Q4: 98.85 (A+)	
Program Census Information:	# Children in Care During Quarter: 3	# Placements During Quarter: 3	# Children in Care On Last Day: 3

Quarterly Provider Comparisons to All CCIs

■■■■■■■■ indicates MalTx Threshold

▼ ————— indicates average for all CCIs





DHS, DFCS, Office of Provider Management
Performance-Based Placement Measures
RBWO Provider GA+SCORECARD - CCI
Report Quarter: Q3 FY2016



Provider/Program Name: Twin Cedars Youth Services - Reality House (841) - CCI				
907 Double Churches Rd., Columbus, GA 31904 Phone: 706-596-9601 Vendor ID# 35621		Quarterly Scores (Grades)		Current Quarter Score (Grade)
		Q1: 95.87 (A)	Q2: 107.48 (A+)	102.37% (A+)
		Q3: 102.37 (A+)	Q4: 98.85 (A+)	
Program Census Information:		# Children in Care During Quarter: 3	# Placements During Quarter: 3	# Children in Care On Last Day: 3
	Avg Performance All CCIs (%)	Provider Performance (%)*	Possible Points (Weight)	Provider Points Earned
OPM Monitoring Reviews				
Annual Comprehensive Reviews	90%	97%	25	24.33
Safety Reviews	96%	99%	15	14.80
Monitoring Sub-Total			40	39.13
CCI Safety Outcomes				
Incidence of Maltreatment	0.15%	No Substantiated Reports	10	10.00
Staff Training	78%	100%	4	4.00
Safety Sub-Total			14	14.00
CCI Permanency Outcomes				
Placement Stability	91%	100%	20	20.00
Sibling Contacts	9%	None Planned		
Permanency Sub-Total			20	20.00
CCI Well-Being Outcomes				
EPSDT Medical Visits	91%	100%	4	4.00
EPSDT Dental Visits	87%	100%	4	4.00
Academic Supports	82%	100%	4	4.00
Provider ECEM Visits	82%	86%	7	6.02
Provider General Contacts	80%	100%	7	7.00
Well-Being Sub-Total			26	25.02
*Performance calculation descriptions can be found in the FY 2016 RBWO PBP Measurements and Standards Guide.				

Monitoring & Outcomes: Possible Points = 100		Points Earned = 98.15	
Score Before Incentives Credit		98.15%	
Incentives Awarded		8.58 pts	
PBP Verification		-4.36 pts	
Total Score		102.37%	

Provider/Program Name: Twin Cedars Youth Services - Reality House (841) - CCI
--



DHS, DFCS, Office of Provider Management
Performance-Based Placement Measures
RBWO Provider GA+SCORECARD - CCI



Report Quarter: Q3 FY2016

Program Census Information:		# Children in Care During Quarter: 3	# Placements During Quarter: 3	# Children in Care On Last Day: 3
CCI Incentive Credits	Avg Performance All CCIs (Points)	Provider Performance (%)*	Possible Points (Weight)	Provider Points Earned
Early EPSDT Medical Visits		Not Eligible	2	
Early EPSDT Dental Visits		100%	2	2.00
Permanency Contacts		None Planned	5	
Additional Academic Supports		29%	2	0.58
Active Agency Accreditation		50%	4	2.00
Staff Clinical Licensure		0%	5	0.00
Behavior Management (threshold = 0)		100%	4	4.00
Incentives Total	7.67		24	8.58
Maximum total combined incentive credit allowed is 10 points.			Incentives Awarded	8.58

*Performance calculation descriptions can be found in the FY 2016 RBWO PBP Measurements and Standards Guide.

Child Protective Services Investigations and Dispositions		
The following investigations data, which is not used for scoring but is considered significant to a provider's performance, is from Georgia SHINES and is not considered final or complete until the end of the fiscal year.		
Total Reports:	0	
Number Screened In:	0	
Number Screened Out:	0	
Number Substantiated:	0	
Number Unsubstantiated:	0	
Number Active CPS Investigations:	0	



DHS, DFCS, Office of Provider Management
Performance-Based Placement Measures
RBWO Provider GA+SCORECARD - CCI



Report Quarter: Q3 FY2016

Provider/Program Name: Vanessa's Place - (5162) - CCI

655 Post Road Drive, Stone Mountain, GA 30088

Phone: 404-234-8512

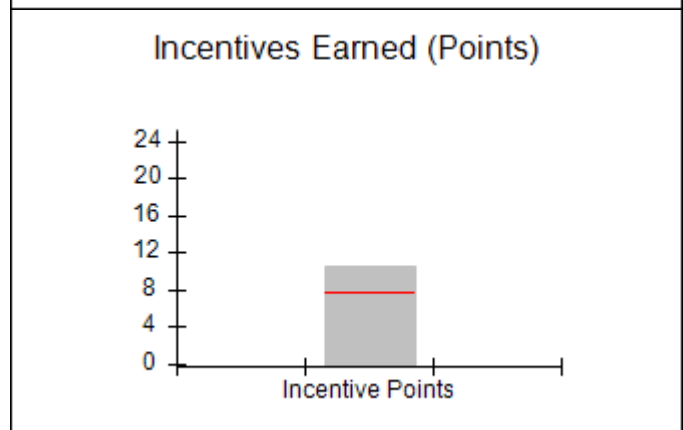
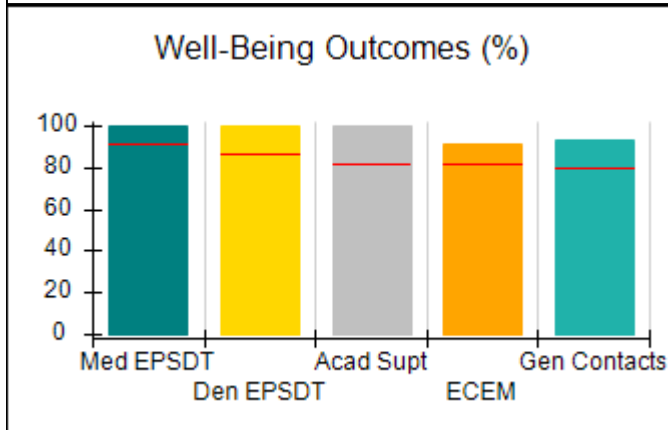
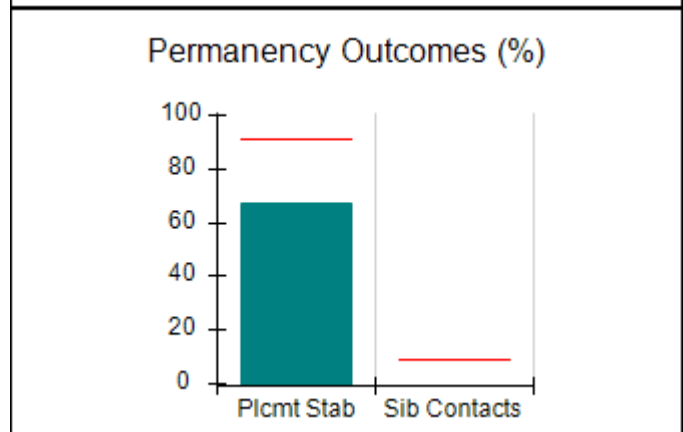
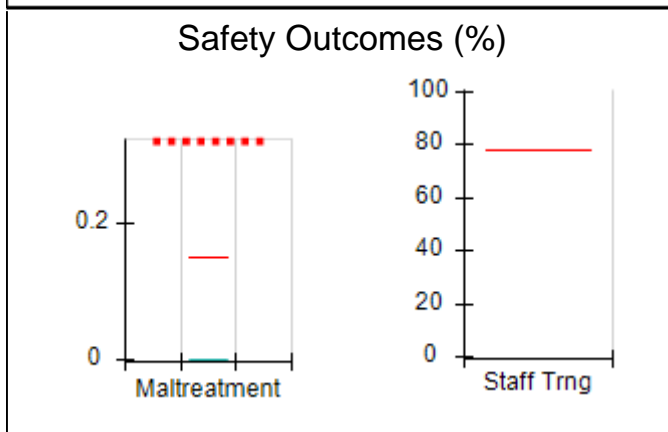
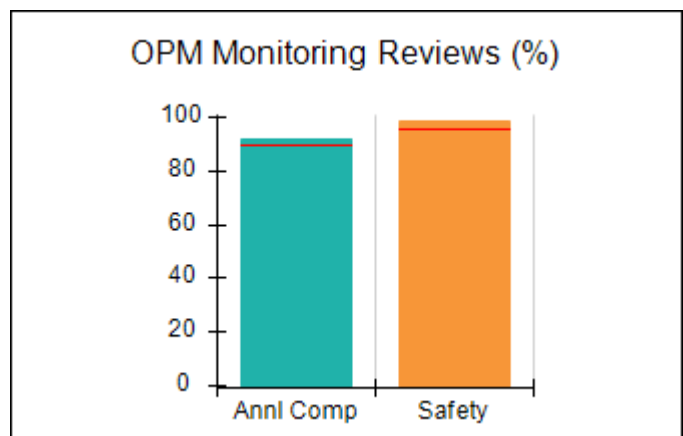
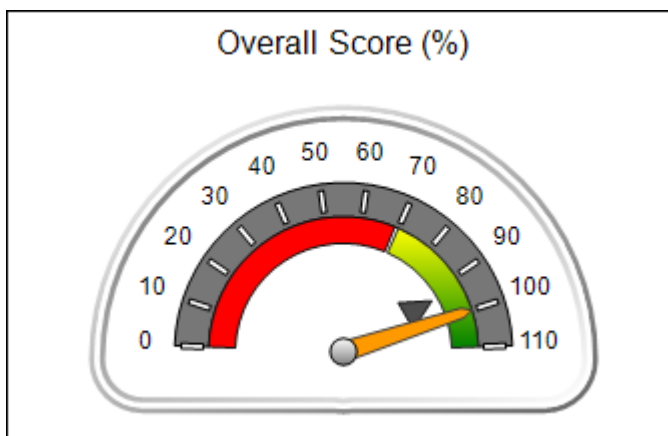
Vendor ID# 46470

Quarterly Scores (Grades)		Current Quarter Score (Grade)
Q1: 97.67 (A+)	Q2: 99.23 (A+)	100.01% (A+)
Q3: 100.01 (A+)	Q4: 98.38 (A+)	
Program Census Information:	# Children in Care During Quarter: 12	# Placements During Quarter: 13
		# Children in Care On Last Day: 3

Quarterly Provider Comparisons to All CCIs

■■■■■■■■ indicates MalTx Threshold

▼ ————— indicates average for all CCIs





DHS, DFCS, Office of Provider Management
Performance-Based Placement Measures
RBWO Provider GA+SCORECARD - CCI
Report Quarter: Q3 FY2016



Provider/Program Name: Vanessa's Place - (5162) - CCI

655 Post Road Drive, Stone Mountain, GA 30088 Phone: 404-234-8512 Vendor ID# 46470	Quarterly Scores (Grades)		Current Quarter Score (Grade)
	Q1: 97.67 (A+)	Q2: 99.23 (A+)	100.01%
	Q3: 100.01 (A+)	Q4: 98.38 (A+)	(A+)

Program Census Information:	# Children in Care During Quarter: 12	# Placements During Quarter: 13	# Children in Care On Last Day: 3
-----------------------------	---------------------------------------	---------------------------------	-----------------------------------

	Avg Performance All CCIs (%)	Provider Performance (%)*	Possible Points (Weight)	Provider Points Earned
--	-------------------------------------	----------------------------------	---------------------------------	-------------------------------

OPM Monitoring Reviews

Annual Comprehensive Reviews	90%	92%	25	22.92
Safety Reviews	96%	99%	15	14.81
Monitoring Sub-Total			40	37.73

CCI Safety Outcomes

Incidence of Maltreatment	0.15%	No Substantiated Reports	14	14.00
Staff Training	78%	Not Eligible		
Safety Sub-Total			14	14.00

CCI Permanency Outcomes

Placement Stability	91%	67%	20	13.40
Sibling Contacts	9%	None Planned		
Permanency Sub-Total			20	13.40

CCI Well-Being Outcomes

EPSDT Medical Visits	91%	100%	4	4.00
EPSDT Dental Visits	87%	100%	4	4.00
Academic Supports	82%	100%	4	4.00
Provider ECEM Visits	82%	91%	7	6.37
Provider General Contacts	80%	93%	7	6.51
Well-Being Sub-Total			26	24.88

*Performance calculation descriptions can be found in the FY 2016 RBWO PBP Measurements and Standards Guide.

Monitoring & Outcomes: Possible Points = 100		Points Earned = 90.01	
Score Before Incentives Credit		90.01%	
Incentives Awarded		10.00 pts	
PBP Verification		N/A pts	
Total Score		100.01%	

Provider/Program Name: Vanessa's Place - (5162) - CCI



DHS, DFCS, Office of Provider Management
Performance-Based Placement Measures
RBWO Provider GA+SCORECARD - CCI



Report Quarter: Q3 FY2016

Program Census Information:		# Children in Care During Quarter: 12	# Placements During Quarter: 13	# Children in Care On Last Day: 3
CCI Incentive Credits	Avg Performance All CCIs (Points)	Provider Performance (%)*	Possible Points (Weight)	Provider Points Earned
Early EPSDT Medical Visits		100%	2	2.00
Early EPSDT Dental Visits		100%	2	2.00
Permanency Contacts		None Planned	5	
Additional Academic Supports		30%	2	0.60
Active Agency Accreditation		50%	4	2.00
Staff Clinical Licensure		0%	5	0.00
Behavior Management (threshold = 0)		100%	4	4.00
Incentives Total	7.67		24	10.60
Maximum total combined incentive credit allowed is 10 points.			Incentives Awarded	10.00

*Performance calculation descriptions can be found in the FY 2016 RBWO PBP Measurements and Standards Guide.

Child Protective Services Investigations and Dispositions		
The following investigations data, which is not used for scoring but is considered significant to a provider's performance, is from Georgia SHINES and is not considered final or complete until the end of the fiscal year.		
Total Reports:	0	
Number Screened In:	0	
Number Screened Out:	0	
Number Substantiated:	0	
Number Unsubstantiated:	0	
Number Active CPS Investigations:	0	



DHS, DFCS, Office of Provider Management
Performance-Based Placement Measures
RBWO Provider GA+SCORECARD - CCI
Report Quarter: Q3 FY2016



Provider/Program Name: Vashti Center, The - (852) - CCI

1815 E. Clay St., Thomasville, GA 31792

Phone: 229-226-4634

Vendor ID# 35629

Quarterly Scores (Grades)

Q1: 83.64 (B-)

Q2: 91.77 (A-)

Q3: 76.65 (C)

Q4: 89.49 (B+)

Current Quarter Score (Grade)

76.65%

(C)

Program Census Information:

Children in Care During Quarter: 43

Placements During Quarter: 43

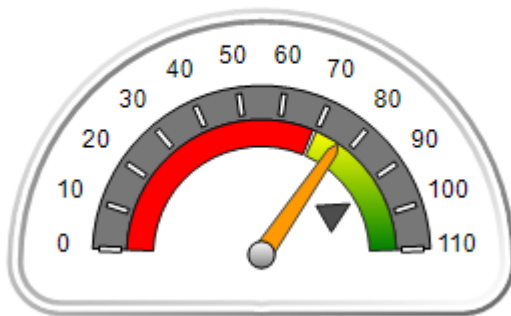
Children in Care On Last Day: 32

Quarterly Provider Comparisons to All CCIs

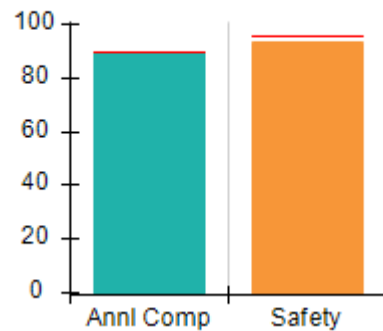
■■■■■■■■ indicates MalTx Threshold

▼ — indicates average for all CCIs

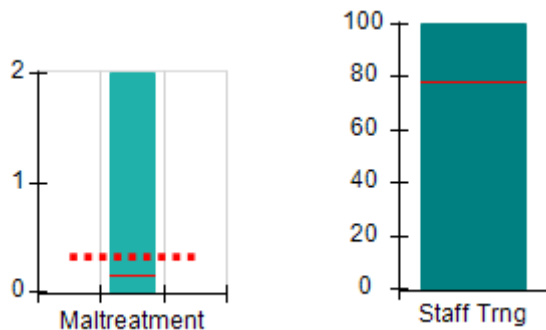
Overall Score (%)



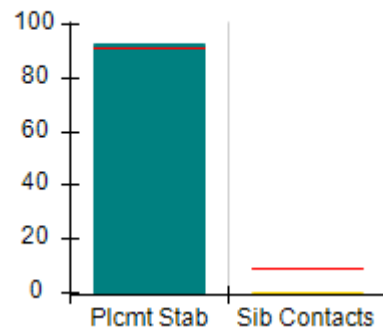
OPM Monitoring Reviews (%)



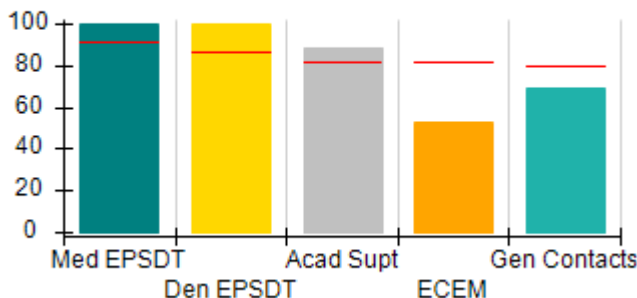
Safety Outcomes (%)



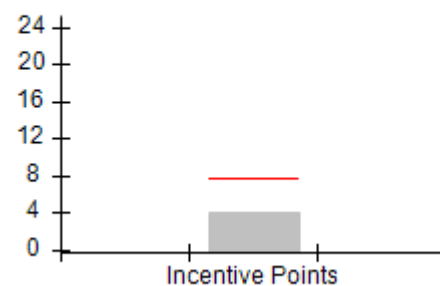
Permanency Outcomes (%)



Well-Being Outcomes (%)



Incentives Earned (Points)





DHS, DFCS, Office of Provider Management
Performance-Based Placement Measures
RBWO Provider GA+SCORECARD - CCI
Report Quarter: Q3 FY2016



Provider/Program Name: Vashti Center, The - (852) - CCI

1815 E. Clay St., Thomasville, GA 31792 Phone: 229-226-4634 Vendor ID# 35629	Quarterly Scores (Grades)		Current Quarter Score (Grade)
	Q1: 83.64 (B-)	Q2: 91.77 (A-)	76.65% (C)
	Q3: 76.65 (C)	Q4: 89.49 (B+)	

Program Census Information:	# Children in Care During Quarter: 43	# Placements During Quarter: 43	# Children in Care On Last Day: 32
-----------------------------	---------------------------------------	---------------------------------	------------------------------------

	Avg Performance All CCIs (%)	Provider Performance (%)*	Possible Points (Weight)	Provider Points Earned
--	-------------------------------------	----------------------------------	---------------------------------	-------------------------------

OPM Monitoring Reviews

Annual Comprehensive Reviews	90%	89%	25	22.37
Safety Reviews	96%	94%	15	14.04
Monitoring Sub-Total			40	36.40

CCI Safety Outcomes

Incidence of Maltreatment	0.15%	2% 1 Substantiated Rpt	10	0.00
Staff Training	78%	100%	4	4.00
Safety Sub-Total			14	4.00

CCI Permanency Outcomes

Placement Stability	91%	93%	15	13.95
Sibling Contacts	9%	0%	5	0.00
Permanency Sub-Total			20	13.95

CCI Well-Being Outcomes

EPSDT Medical Visits	91%	100%	4	4.00
EPSDT Dental Visits	87%	100%	4	4.00
Academic Supports	82%	88%	4	3.52
Provider ECEM Visits	82%	53%	7	3.71
Provider General Contacts	80%	69%	7	4.83
Well-Being Sub-Total			26	20.06

*Performance calculation descriptions can be found in the FY 2016 RBWO PBP Measurements and Standards Guide.

Monitoring & Outcomes: Possible Points = 100		Points Earned = 74.41	
Score Before Incentives Credit			74.41%
Incentives Awarded			3.92 pts
PBP Verification			-1.68 pts
Total Score			76.65%

Provider/Program Name: Vashti Center, The - (852) - CCI



DHS, DFCS, Office of Provider Management
Performance-Based Placement Measures
RBWO Provider GA+SCORECARD - CCI



Report Quarter: Q3 FY2016

Program Census Information:		# Children in Care During Quarter: 43	# Placements During Quarter: 43	# Children in Care On Last Day: 32
CCI Incentive Credits	Avg Performance All CCIs (Points)	Provider Performance (%)*	Possible Points (Weight)	Provider Points Earned
Early EPSDT Medical Visits		92%	2	1.84
Early EPSDT Dental Visits		100%	2	2.00
Permanency Contacts		0%	5	0.00
Additional Academic Supports		4%	2	0.08
Active Agency Accreditation		0%	4	0.00
Staff Clinical Licensure		0%	5	0.00
Behavior Management (threshold = 0)		0%	4	0.00
Incentives Total	7.67		24	3.92
Maximum total combined incentive credit allowed is 10 points.			Incentives Awarded	3.92

*Performance calculation descriptions can be found in the FY 2016 RBWO PBP Measurements and Standards Guide.

Child Protective Services Investigations and Dispositions		
The following investigations data, which is not used for scoring but is considered significant to a provider's performance, is from Georgia SHINES and is not considered final or complete until the end of the fiscal year.		
Total Reports:	7	
Number Screened In:	2	
Number Screened Out:	5	
Number Substantiated:	1	
Number Unsubstantiated:	1	
Number Active CPS Investigations:	0	



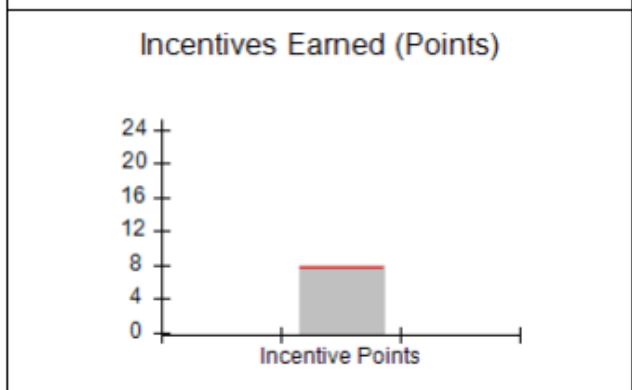
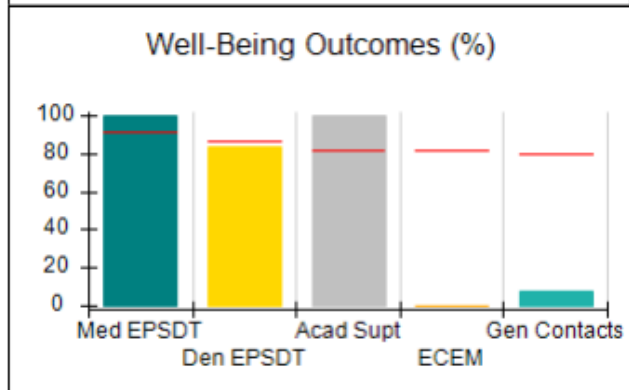
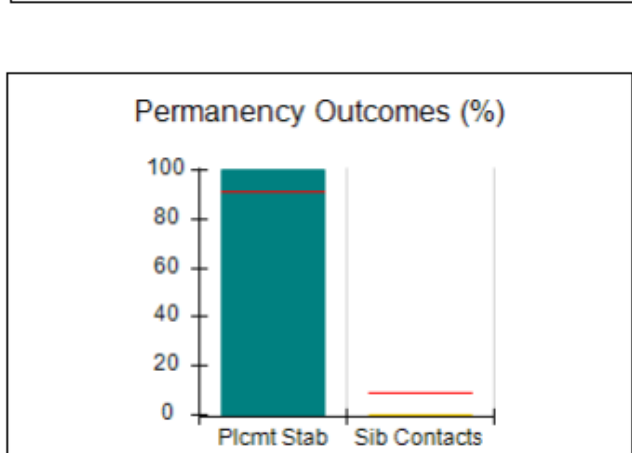
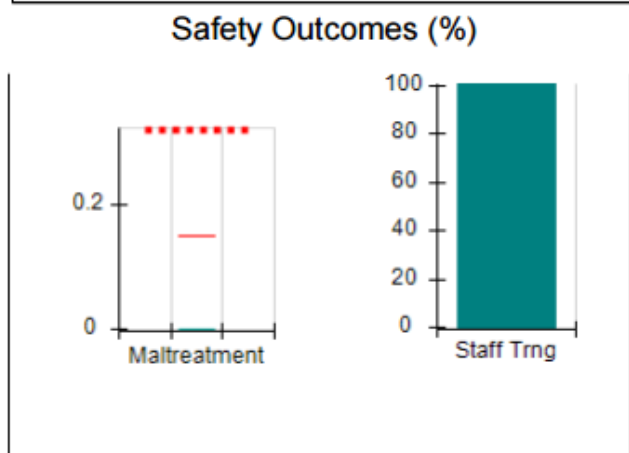
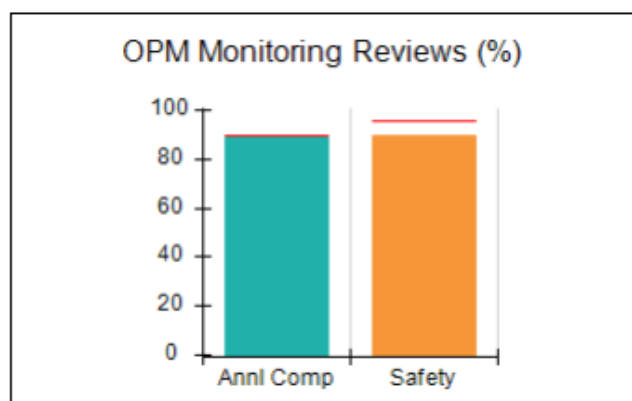
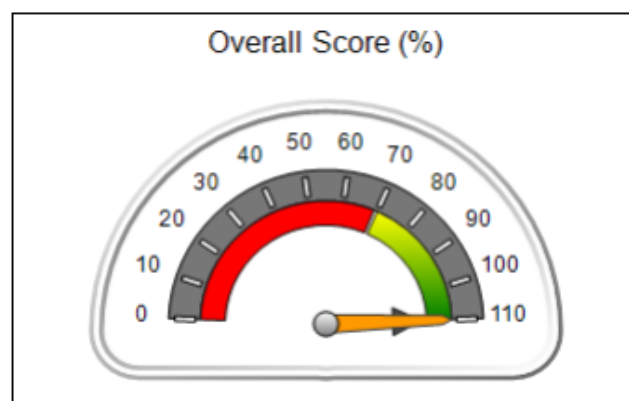
DHS, DFCS, Office of Provider Management
Performance-Based Placement Measures
RBWO Provider GA+SCORECARD - CCI
 Report Quarter: Q3 FY2016



Provider/Program Name: Visions of Hope for Boys - (978) - CCI			
3196 Bonway Drive, Decatur, GA 30032 Phone: 404-290-5828 Vendor ID# 40239	Quarterly Scores (Grades)		Current Quarter Score (Grade)
	Q1: 79.14 (C+)	Q2: 80.03 (B-)	84.46%
	Q3: 84.46 (B)	Q4: 80.75 (B-)	(B)
Program Census Information:	# Children in Care During Quarter: 10	# Placements During Quarter: 10	# Children in Care On Last Day: 4
Quarterly Provider Comparisons to All CCIs			

■■■■■■■■■■ Indicates MalTx Threshold

▼ ————— Indicates average for all CCIs





DHS, DFCS, Office of Provider Management
Performance-Based Placement Measures
RBWO Provider GA+SCORECARD - CCI
Report Quarter: Q3 FY2016



Provider/Program Name: Visions of Hope for Boys - (978) - CCI

3196 Bonway Drive, Decatur, GA 30032 Phone: 404-290-5828 Vendor ID# 40239	Quarterly Scores (Grades)		Current Quarter Score (Grade)
	Q1: 79.14 (C+)	Q2: 80.03 (B-)	84.46%
	Q3: 84.46 (B)	Q4: 80.75 (B-)	(B)

Program Census Information:	# Children in Care During Quarter: 10	# Placements During Quarter: 10	# Children in Care On Last Day: 4
-----------------------------	---------------------------------------	---------------------------------	-----------------------------------

	Avg Performance All CCIs (%)	Provider Performance (%)*	Possible Points (Weight)	Provider Points Earned
--	-------------------------------------	----------------------------------	---------------------------------	-------------------------------

OPM Monitoring Reviews

Annual Comprehensive Reviews	90%	89%	25	22.17
Safety Reviews	96%	90%	15	13.51
Monitoring Sub-Total			40	35.68

CCI Safety Outcomes

Incidence of Maltreatment	0.15%	No Substantiated Reports	10	10.00
Staff Training	78%	100%	4	4.00
Safety Sub-Total			14	14.00

CCI Permanency Outcomes

Placement Stability	91%	100%	15	15.00
Sibling Contacts	9%	0%	5	0.00
Permanency Sub-Total			20	15.00

CCI Well-Being Outcomes

EPSDT Medical Visits	91%	100%	4	4.00
EPSDT Dental Visits	87%	83%	4	3.32
Academic Supports	82%	100%	4	4.00
Provider ECEM Visits	82%	0%	7	0.00
Provider General Contacts	80%	8%	7	0.56
Well-Being Sub-Total			26	11.88

*Performance calculation descriptions can be found in the FY 2016 RBWO PBP Measurements and Standards Guide.

Monitoring & Outcomes: Possible Points = 100		Points Earned = 76.56	
Score Before Incentives Credit		76.56%	
Incentives Awarded		7.90 pts	
PBP Verification		0.00 pts	
Total Score		84.46%	

Provider/Program Name: Visions of Hope for Boys - (978) - CCI



DHS, DFCS, Office of Provider Management
Performance-Based Placement Measures
RBWO Provider GA+SCORECARD - CCI



Report Quarter: Q3 FY2016

Program Census Information:		# Children in Care During Quarter: 10	# Placements During Quarter: 10	# Children in Care On Last Day: 4
CCI Incentive Credits	Avg Performance All CCIs (Points)	Provider Performance (%)*	Possible Points (Weight)	Provider Points Earned
Early EPSDT Medical Visits		100%	2	2.00
Early EPSDT Dental Visits		75%	2	1.50
Permanency Contacts		8%	5	0.40
Additional Academic Supports		0%	2	0.00
Active Agency Accreditation		0%	4	0.00
Staff Clinical Licensure		0%	5	0.00
Behavior Management (threshold = 0)		100%	4	4.00
Incentives Total	7.67		24	7.90
Maximum total combined incentive credit allowed is 10 points.			Incentives Awarded	7.90
*Performance calculation descriptions can be found in the FY 2016 RBWO PBP Measurements and Standards Guide.				

Child Protective Services Investigations and Dispositions				
The following investigations data, which is not used for scoring but is considered significant to a provider's performance, is from Georgia SHINES and is not considered final or complete until the end of the fiscal year.				
Total Reports:	0			
Number Screened In:	0			
Number Screened Out:	0			
Number Substantiated:	0			
Number Unsubstantiated:	0			
Number Active CPS Investigations:	0			
3196 Bonway Drive, Decatur, GA 30032 Phone: 404-290-5828 Vendor ID# 40239		Quarterly Scores (Grades)		Current Quarter Score (Grade)
		Q1: 79.14 (C+)	Q2: 80.03 (B-)	84.46%
		Q3: 84.46 (B)	Q4: 80.75 (B-)	(B)
Program Census Information:		# Children in Care During Quarter: 10	# Placements During Quarter: 10	# Children in Care On Last Day: 4
	Avg Performance All CCIs (%)	Provider Performance (%)*	Possible Points (Weight)	Provider Points Earned
OPM Monitoring Reviews				
Annual Comprehensive Reviews	90%	89%	25	22.17
Safety Reviews	96%	90%	15	13.51
Monitoring Sub-Total			40	35.68
CCI Safety Outcomes				
Incidence of Maltreatment	0.15%	No Substantiated Reports	10	10.00



DHS, DFCS, Office of Provider Management
Performance-Based Placement Measures
RBWO Provider GA+SCORECARD - CCI



Report Quarter: Q3 FY2016

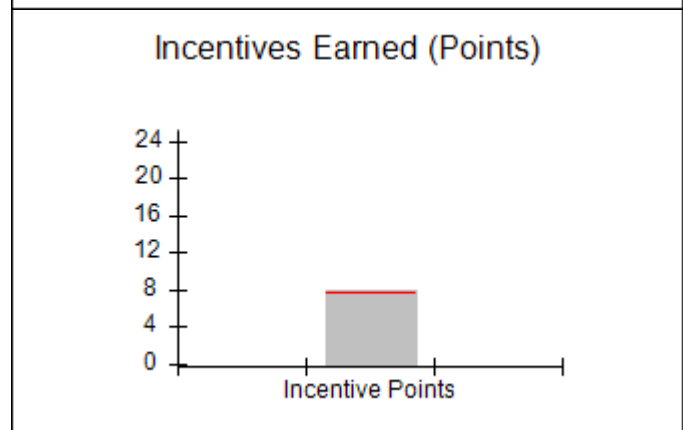
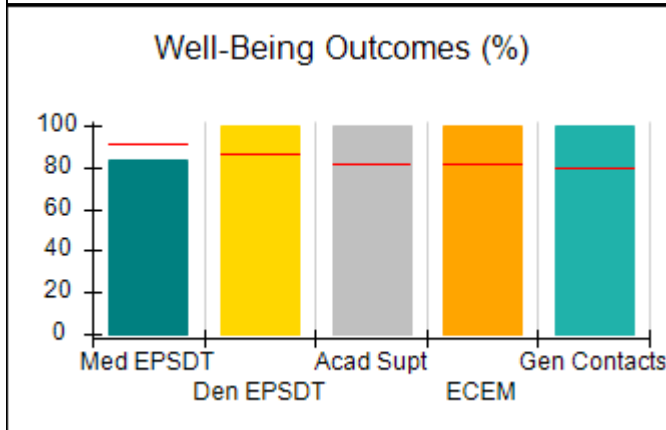
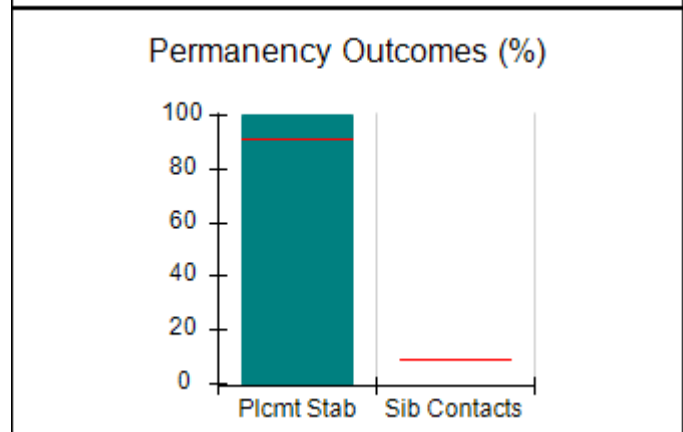
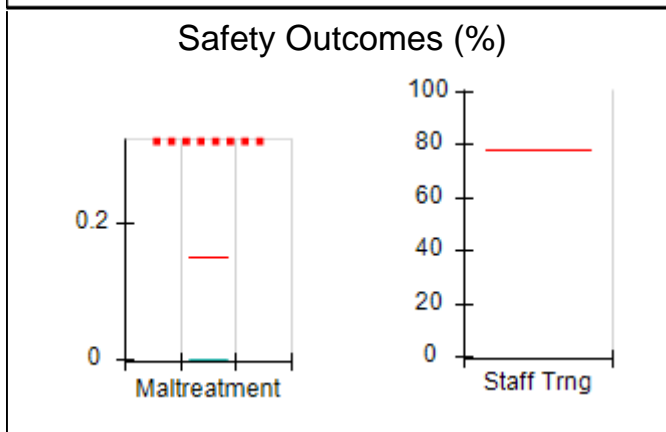
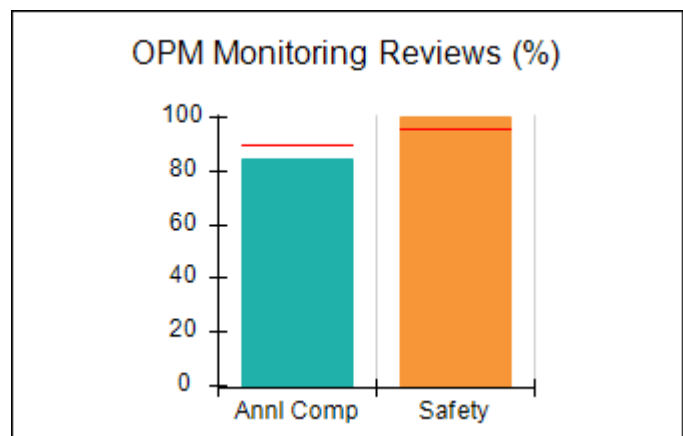
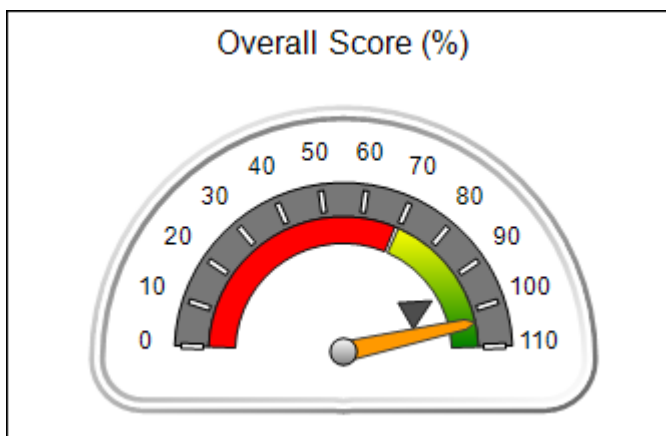
Provider/Program Name: Weekes House, Inc. - Weekes House (5178) - CCI

5430 Rocky Pine Drive, Lithonia, GA 30038 Phone: 678-418-6450 Vendor ID# 124200	Quarterly Scores (Grades)		Current Quarter Score (Grade)
	Q1: 97.77 (A+)	Q2: 104.67 (A+)	103.42% (A+)
	Q3: 103.42 (A+)	Q4: 100.22 (A+)	
Program Census Information:	# Children in Care During Quarter: 7	# Placements During Quarter: 7	# Children in Care On Last Day: 6

Quarterly Provider Comparisons to All CCIs

■■■■■■■■ indicates MalTx Threshold

▼ ————— indicates average for all CCIs





DHS, DFCS, Office of Provider Management
Performance-Based Placement Measures
RBWO Provider GA+SCORECARD - CCI
Report Quarter: Q3 FY2016



Provider/Program Name: Weekes House, Inc. - Weekes House (5178) - CCI

5430 Rocky Pine Drive, Lithonia, GA 30038 Phone: 678-418-6450 Vendor ID# 124200		Quarterly Scores (Grades)		Current Quarter Score (Grade)
		Q1: 97.77 (A+)	Q2: 104.67 (A+)	103.42%
		Q3: 103.42 (A+)	Q4: 100.22 (A+)	(A+)
Program Census Information:		# Children in Care During Quarter: 7	# Placements During Quarter: 7	# Children in Care On Last Day: 6
	Avg Performance All CCIs (%)	Provider Performance (%)*	Possible Points (Weight)	Provider Points Earned
OPM Monitoring Reviews				
Annual Comprehensive Reviews	90%	85%	25	21.22
Safety Reviews	96%	100%	15	15.00
Monitoring Sub-Total			40	36.22
CCI Safety Outcomes				
Incidence of Maltreatment	0.15%	No Substantiated Reports	14	14.00
Staff Training	78%	Not Eligible		
Safety Sub-Total			14	14.00
CCI Permanency Outcomes				
Placement Stability	91%	100%	20	20.00
Sibling Contacts	9%	None Planned		
Permanency Sub-Total			20	20.00
CCI Well-Being Outcomes				
EPSDT Medical Visits	91%	83%	4	3.32
EPSDT Dental Visits	87%	100%	4	4.00
Academic Supports	82%	100%	4	4.00
Provider ECEM Visits	82%	100%	7	7.00
Provider General Contacts	80%	100%	7	7.00
Well-Being Sub-Total			26	25.32
*Performance calculation descriptions can be found in the FY 2016 RBWO PBP Measurements and Standards Guide.				

Monitoring & Outcomes: Possible Points = 100		Points Earned = 95.54	
Score Before Incentives Credit		95.54%	
Incentives Awarded		7.88 pts	
PBP Verification		N/A pts	
Total Score		103.42%	

Provider/Program Name: Weekes House, Inc. - Weekes House (5178) - CCI



DHS, DFCS, Office of Provider Management
Performance-Based Placement Measures
RBWO Provider GA+SCORECARD - CCI



Report Quarter: Q3 FY2016

Program Census Information:		# Children in Care During Quarter: 7	# Placements During Quarter: 7	# Children in Care On Last Day: 6
CCI Incentive Credits	Avg Performance All CCIs (Points)	Provider Performance (%)*	Possible Points (Weight)	Provider Points Earned
Early EPSDT Medical Visits		50%	2	1.00
Early EPSDT Dental Visits		100%	2	2.00
Permanency Contacts		0%	5	0.00
Additional Academic Supports		44%	2	0.88
Active Agency Accreditation		0%	4	0.00
Staff Clinical Licensure		0%	5	0.00
Behavior Management (threshold = 0)		100%	4	4.00
Incentives Total	7.67		24	7.88
Maximum total combined incentive credit allowed is 10 points.			Incentives Awarded	7.88
*Performance calculation descriptions can be found in the FY 2016 RBWO PBP Measurements and Standards Guide.				

Child Protective Services Investigations and Dispositions		
The following investigations data, which is not used for scoring but is considered significant to a provider's performance, is from Georgia SHINES and is not considered final or complete until the end of the fiscal year.		
Total Reports:	0	
Number Screened In:	0	
Number Screened Out:	0	
Number Substantiated:	0	
Number Unsubstantiated:	0	
Number Active CPS Investigations:	0	



DHS, DFCS, Office of Provider Management
Performance-Based Placement Measures
RBWO Provider GA+SCORECARD - CCI
Report Quarter: Q3 FY2016



Provider/Program Name: Wellspring Living, Inc. - (5168) - CCI

3965 Roosevelt Hwy, Union City, GA 30349

Phone: 678-246-9539

Vendor ID# 119326

Program Census Information:

Children in Care During
Quarter: 11

Placements During
Quarter: 11

Children in Care On Last
Day: 6

Quarterly Scores (Grades)

**Current Quarter Score
(Grade)**

Q1: 81.27 (B-)

Q2: 94.96 (A)

77.89%

Q3: 77.89 (C+)

Q4: 95.10 (A)

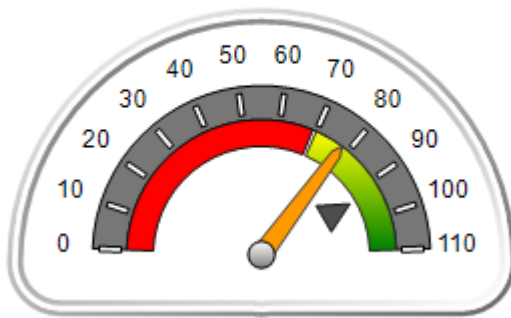
(C+)

Quarterly Provider Comparisons to All CCIs

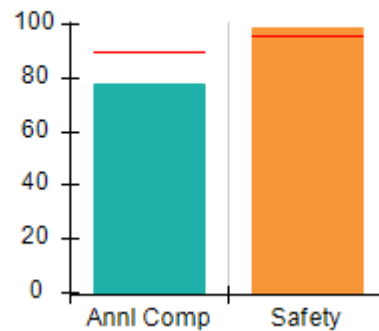
■■■■■■■■ indicates MalTx Threshold

▼ ————— indicates average for all CCIs

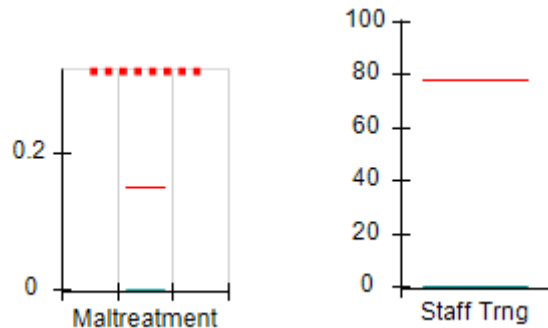
Overall Score (%)



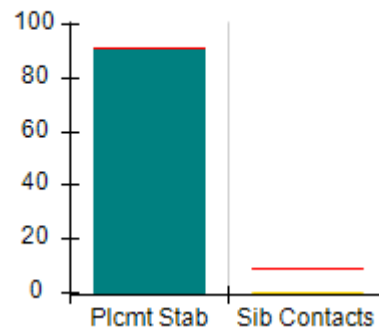
OPM Monitoring Reviews (%)



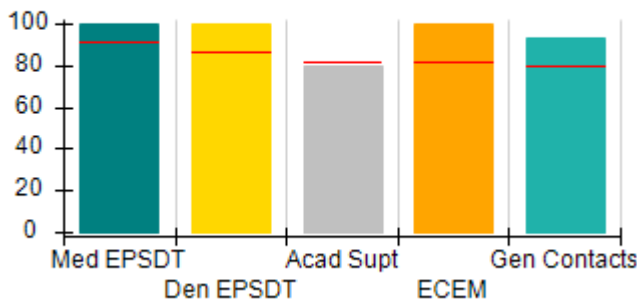
Safety Outcomes (%)



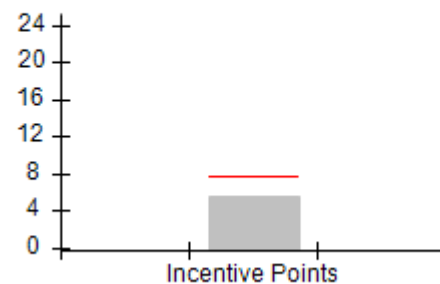
Permanency Outcomes (%)



Well-Being Outcomes (%)



Incentives Earned (Points)





DHS, DFCS, Office of Provider Management
Performance-Based Placement Measures
RBWO Provider GA+SCORECARD - CCI
Report Quarter: Q3 FY2016



Provider/Program Name: Wellspring Living, Inc. - (5168) - CCI

3965 Roosevelt Hwy, Union City, GA 30349 Phone: 678-246-9539 Vendor ID# 119326	Quarterly Scores (Grades)		Current Quarter Score (Grade)
	Q1: 81.27 (B-)	Q2: 94.96 (A)	77.89%
	Q3: 77.89 (C+)	Q4: 95.10 (A)	(C+)

Program Census Information:	# Children in Care During Quarter: 11	# Placements During Quarter: 11	# Children in Care On Last Day: 6
-----------------------------	---------------------------------------	---------------------------------	-----------------------------------

	Avg Performance All CCIs (%)	Provider Performance (%)*	Possible Points (Weight)	Provider Points Earned
--	------------------------------	---------------------------	--------------------------	------------------------

OPM Monitoring Reviews

Annual Comprehensive Reviews	90%	78%	25	19.42
Safety Reviews	96%	99%	15	14.82
Monitoring Sub-Total			40	34.24

CCI Safety Outcomes

Incidence of Maltreatment	0.15%	No Substantiated Reports	10	10.00
Staff Training	78%	0%	4	0.00
Safety Sub-Total			14	10.00

CCI Permanency Outcomes

Placement Stability	91%	91%	15	13.65
Sibling Contacts	9%	0%	5	0.00
Permanency Sub-Total			20	13.65

CCI Well-Being Outcomes

EPSDT Medical Visits	91%	100%	4	4.00
EPSDT Dental Visits	87%	100%	4	4.00
Academic Supports	82%	80%	4	3.20
Provider ECEM Visits	82%	100%	7	7.00
Provider General Contacts	80%	93%	7	6.51
Well-Being Sub-Total			26	24.71

*Performance calculation descriptions can be found in the FY 2016 RBWO PBP Measurements and Standards Guide.

Monitoring & Outcomes: Possible Points = 100		Points Earned = 82.60	
Score Before Incentives Credit		82.60%	
Incentives Awarded		5.50 pts	
PBP Verification		-10.21 pts	
Total Score		77.89%	

Provider/Program Name: Wellspring Living, Inc. - (5168) - CCI



DHS, DFCS, Office of Provider Management
Performance-Based Placement Measures
RBWO Provider GA+SCORECARD - CCI



Report Quarter: Q3 FY2016

Program Census Information:		# Children in Care During Quarter: 11	# Placements During Quarter: 11	# Children in Care On Last Day: 6
CCI Incentive Credits	Avg Performance All CCIs (Points)	Provider Performance (%)*	Possible Points (Weight)	Provider Points Earned
Early EPSDT Medical Visits		100%	2	2.00
Early EPSDT Dental Visits		100%	2	2.00
Permanency Contacts		14%	5	0.70
Additional Academic Supports		40%	2	0.80
Active Agency Accreditation		0%	4	0.00
Staff Clinical Licensure		0%	5	0.00
Behavior Management (threshold = 0)		0%	4	0.00
Incentives Total	7.67		24	5.50
Maximum total combined incentive credit allowed is 10 points.			Incentives Awarded	5.50

*Performance calculation descriptions can be found in the FY 2016 RBWO PBP Measurements and Standards Guide.

Child Protective Services Investigations and Dispositions		
The following investigations data, which is not used for scoring but is considered significant to a provider's performance, is from Georgia SHINES and is not considered final or complete until the end of the fiscal year.		
Total Reports:	1	
Number Screened In:	0	
Number Screened Out:	1	
Number Substantiated:	0	
Number Unsubstantiated:	0	
Number Active CPS Investigations:	0	



DHS, DFCS, Office of Provider Management
Performance-Based Placement Measures
RBWO Provider GA+SCORECARD - CCI
Report Quarter: Q3 FY2016



Provider/Program Name: Young Adult Guidance Center, The - (860) - CCI

1230 Hightower Road, Atlanta, GA 30318

Phone: 404-792-7616

Vendor ID# 35597

Quarterly Scores (Grades)

Q1: 74.29 (C)

Q2: 77.89 (C+)

Q3: 79.41 (C+)

Q4: 79.11 (C+)

Current Quarter Score (Grade)

79.41%

(C+)

Program Census Information:

Children in Care During Quarter: 22

Placements During Quarter: 22

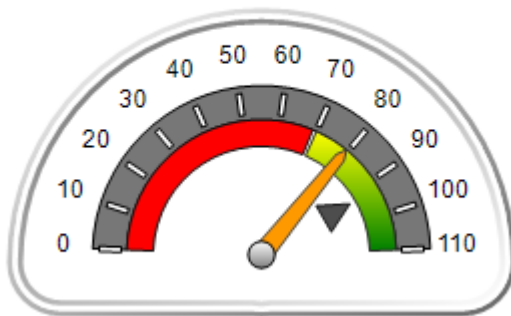
Children in Care On Last Day: 6

Quarterly Provider Comparisons to All CCIs

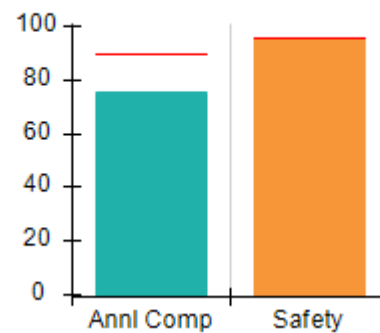
■■■■■■■■ indicates MalTx Threshold

▼ — indicates average for all CCIs

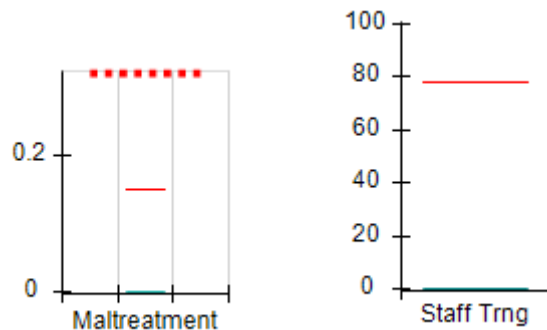
Overall Score (%)



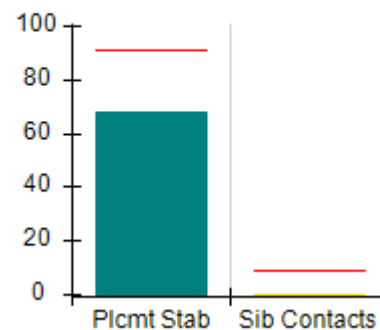
OPM Monitoring Reviews (%)



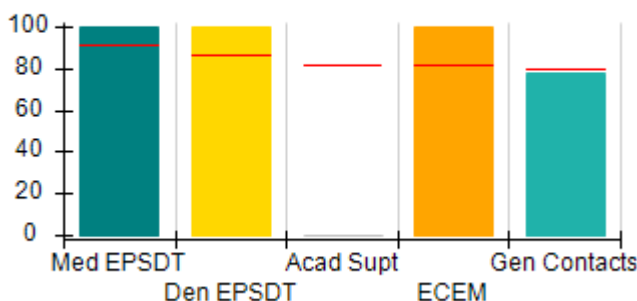
Safety Outcomes (%)



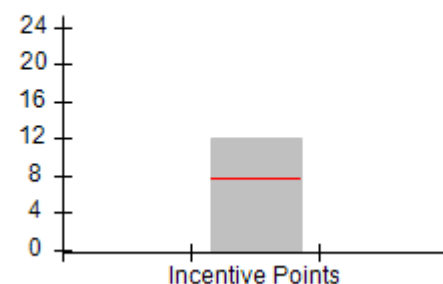
Permanency Outcomes (%)



Well-Being Outcomes (%)



Incentives Earned (Points)





DHS, DFCS, Office of Provider Management
Performance-Based Placement Measures
RBWO Provider GA+SCORECARD - CCI
 Report Quarter: Q3 FY2016



Provider/Program Name: Young Adult Guidance Center, The - (860) - CCI

1230 Hightower Road, Atlanta, GA 30318 Phone: 404-792-7616 Vendor ID# 35597	Quarterly Scores (Grades)		Current Quarter Score (Grade)
	Q1: 74.29 (C)	Q2: 77.89 (C+)	79.41% (C+)
	Q3: 79.41 (C+)	Q4: 79.11 (C+)	

Program Census Information:	# Children in Care During Quarter: 22	# Placements During Quarter: 22	# Children in Care On Last Day: 6
-----------------------------	---------------------------------------	---------------------------------	-----------------------------------

	Avg Performance All CCIs (%)	Provider Performance (%)*	Possible Points (Weight)	Provider Points Earned
--	------------------------------	---------------------------	--------------------------	------------------------

OPM Monitoring Reviews

Annual Comprehensive Reviews	90%	75%	25	18.83
Safety Reviews	96%	95%	15	14.31
Monitoring Sub-Total			40	33.15

CCI Safety Outcomes

Incidence of Maltreatment	0.15%	No Substantiated Reports	10	10.00
Staff Training	78%	0%	4	0.00
Safety Sub-Total			14	10.00

CCI Permanency Outcomes

Placement Stability	91%	68%	15	10.20
Sibling Contacts	9%	0%	5	0.00
Permanency Sub-Total			20	10.20

CCI Well-Being Outcomes

EPSDT Medical Visits	91%	100%	4	4.00
EPSDT Dental Visits	87%	100%	4	4.00
Academic Supports	82%	0%	4	0.00
Provider ECEM Visits	82%	100%	7	7.00
Provider General Contacts	80%	78%	7	5.46
Well-Being Sub-Total			26	20.46

*Performance calculation descriptions can be found in the FY 2016 RBWO PBP Measurements and Standards Guide.

Monitoring & Outcomes: Possible Points = 100		Points Earned = 73.81	
Score Before Incentives Credit			73.81%
Incentives Awarded			10.00 pts
PBP Verification			-4.40 pts
Total Score			79.41%

Provider/Program Name: Young Adult Guidance Center, The - (860) - CCI



DHS, DFCS, Office of Provider Management
Performance-Based Placement Measures
RBWO Provider GA+SCORECARD - CCI



Report Quarter: Q3 FY2016

Program Census Information:		# Children in Care During Quarter: 22	# Placements During Quarter: 22	# Children in Care On Last Day: 6
CCI Incentive Credits	Avg Performance All CCIs (Points)	Provider Performance (%)*	Possible Points (Weight)	Provider Points Earned
Early EPSDT Medical Visits		100%	2	2.00
Early EPSDT Dental Visits		100%	2	2.00
Permanency Contacts		0%	5	0.00
Additional Academic Supports		0%	2	0.00
Active Agency Accreditation		100%	4	4.00
Staff Clinical Licensure		0%	5	0.00
Behavior Management (threshold = 0)		100%	4	4.00
Incentives Total	7.67		24	12.00
Maximum total combined incentive credit allowed is 10 points.			Incentives Awarded	10.00

*Performance calculation descriptions can be found in the FY 2016 RBWO PBP Measurements and Standards Guide.

Child Protective Services Investigations and Dispositions		
The following investigations data, which is not used for scoring but is considered significant to a provider's performance, is from Georgia SHINES and is not considered final or complete until the end of the fiscal year.		
Total Reports:	0	
Number Screened In:	0	
Number Screened Out:	0	
Number Substantiated:	0	
Number Unsubstantiated:	0	
Number Active CPS Investigations:	0	



DHS, DFCS, Office of Provider Management
Performance-Based Placement Measures
RBWO Provider GA+SCORECARD - CCI



Report Quarter: Q3 FY2016

Provider/Program Name: Youth Villages (Inner Harbour Campus) - Douglas Center: Girls (624) - CCI

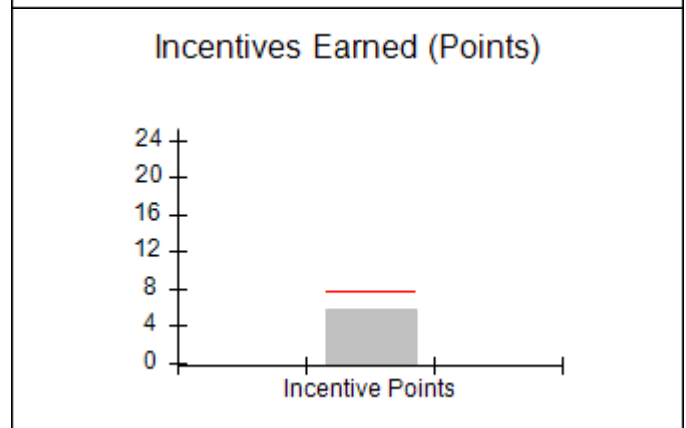
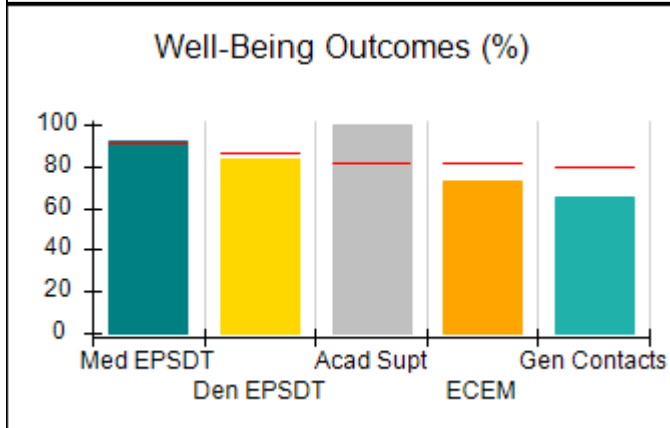
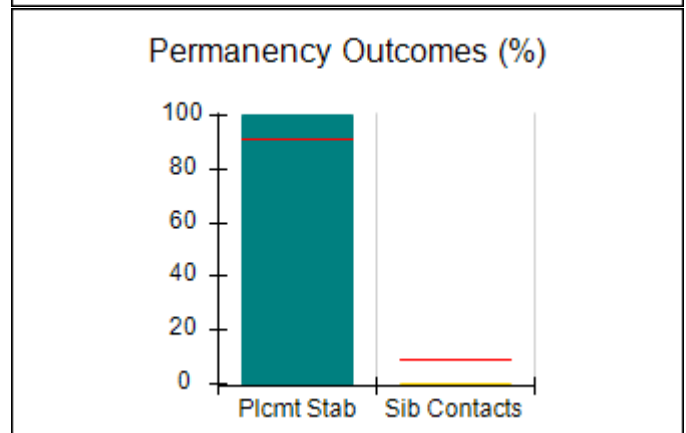
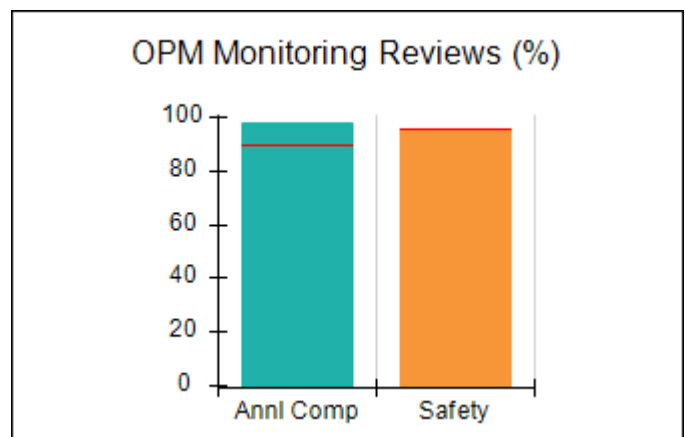
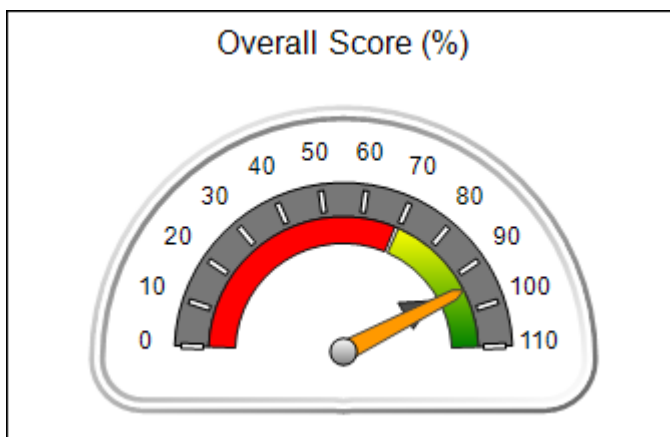
4885 Dorsett Shoals Rd., Douglasville, GA 30135 Phone: 770-852-6300 Vendor ID# 35428	Quarterly Scores (Grades)		Current Quarter Score (Grade)
	Q1: 101.65 (A+)	Q2: 98.08 (A+)	94.30%
	Q3: 94.30 (A)	Q4: 91.44 (A-)	(A)

Program Census Information:	# Children in Care During Quarter: 17	# Placements During Quarter: 17	# Children in Care On Last Day: 11
-----------------------------	---------------------------------------	---------------------------------	------------------------------------

Quarterly Provider Comparisons to All CCIs

■■■■■■■■ indicates MalTx Threshold

▼ ————— indicates average for all CCIs





DHS, DFCS, Office of Provider Management
Performance-Based Placement Measures
RBWO Provider GA+SCORECARD - CCI



Report Quarter: Q3 FY2016

Provider/Program Name: Youth Villages (Inner Harbour Campus) - Douglas Center: Girls (624) - CCI

4885 Dorsett Shoals Rd., Douglasville, GA 30135 Phone: 770-852-6300 Vendor ID# 35428	Quarterly Scores (Grades)		Current Quarter Score (Grade)
	Q1: 101.65 (A+)	Q2: 98.08 (A+)	94.30%
	Q3: 94.30 (A)	Q4: 91.44 (A-)	(A)

Program Census Information:	# Children in Care During Quarter: 17	# Placements During Quarter: 17	# Children in Care On Last Day: 11
-----------------------------	---------------------------------------	---------------------------------	------------------------------------

	Avg Performance All CCIs (%)	Provider Performance (%)*	Possible Points (Weight)	Provider Points Earned
--	-------------------------------------	----------------------------------	---------------------------------	-------------------------------

OPM Monitoring Reviews

Annual Comprehensive Reviews	90%	98%	25	24.58
Safety Reviews	96%	96%	15	14.40
Monitoring Sub-Total			40	38.98

CCI Safety Outcomes

Incidence of Maltreatment	0.15%	No Substantiated Reports	10	10.00
Staff Training	78%	100%	4	4.00
Safety Sub-Total			14	14.00

CCI Permanency Outcomes

Placement Stability	91%	100%	15	15.00
Sibling Contacts	9%	0%	5	0.00
Permanency Sub-Total			20	15.00

CCI Well-Being Outcomes

EPSDT Medical Visits	91%	92%	4	3.68
EPSDT Dental Visits	87%	83%	4	3.32
Academic Supports	82%	100%	4	4.00
Provider ECEM Visits	82%	73%	7	5.11
Provider General Contacts	80%	65%	7	4.55
Well-Being Sub-Total			26	20.66

*Performance calculation descriptions can be found in the FY 2016 RBWO PBP Measurements and Standards Guide.

Monitoring & Outcomes: Possible Points = 100		Points Earned = 88.64	
Score Before Incentives Credit			88.64%
Incentives Awarded			5.66 pts
PBP Verification			N/A pts
Total Score			94.30%

Provider/Program Name: Youth Villages (Inner Harbour Campus) - Douglas Center: Girls (624) - CCI



DHS, DFCS, Office of Provider Management
Performance-Based Placement Measures
RBWO Provider GA+SCORECARD - CCI



Report Quarter: Q3 FY2016

Program Census Information:		# Children in Care During Quarter: 17	# Placements During Quarter: 17	# Children in Care On Last Day: 11
CCI Incentive Credits	Avg Performance All CCIs (Points)	Provider Performance (%)*	Possible Points (Weight)	Provider Points Earned
Early EPSDT Medical Visits		83%	2	1.66
Early EPSDT Dental Visits		0%	2	0.00
Permanency Contacts		None Planned	5	
Additional Academic Supports		0%	2	0.00
Active Agency Accreditation		100%	4	4.00
Staff Clinical Licensure		0%	5	0.00
Behavior Management (threshold = 0)		0%	4	0.00
Incentives Total	7.67		24	5.66
Maximum total combined incentive credit allowed is 10 points.			Incentives Awarded	5.66
*Performance calculation descriptions can be found in the FY 2016 RBWO PBP Measurements and Standards Guide.				

Child Protective Services Investigations and Dispositions		
The following investigations data, which is not used for scoring but is considered significant to a provider's performance, is from Georgia SHINES and is not considered final or complete until the end of the fiscal year.		
Total Reports:	4	
Number Screened In:	1	
Number Screened Out:	3	
Number Substantiated:	0	
Number Unsubstantiated:	1	
Number Active CPS Investigations:	0	



DHS, DFCS, Office of Provider Management
Performance-Based Placement Measures
RBWO Provider GA+SCORECARD - CCI



Report Quarter: Q3 FY2016

Provider/Program Name: Youth Villages (Inner Harbour Campus) - Douglasville: The Ranch Boys (711) - CCI

5261 Dorsett Shoals Rd., Douglasville, GA 30135

Phone: 770-852-6300

Vendor ID# 117421

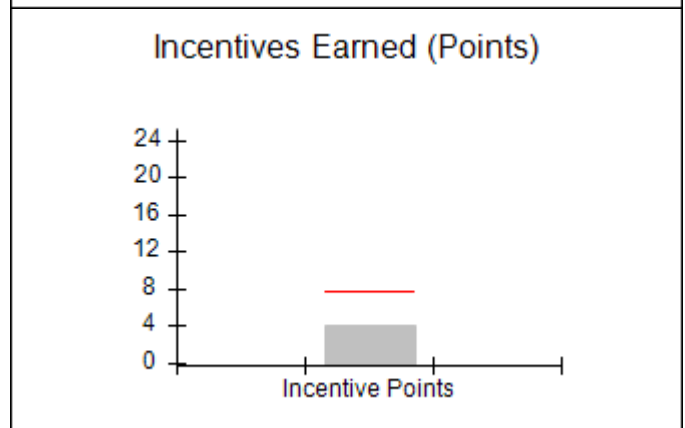
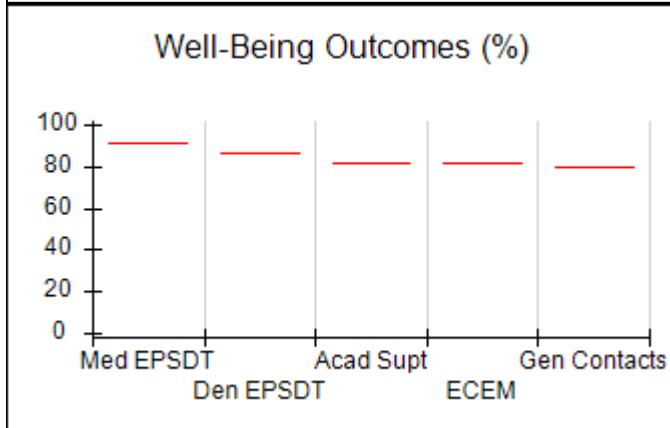
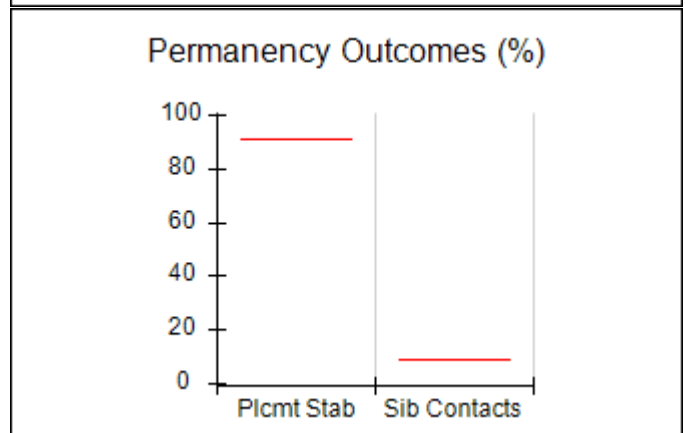
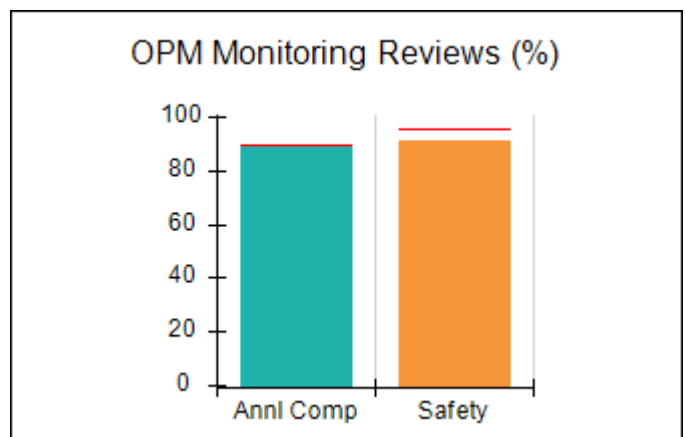
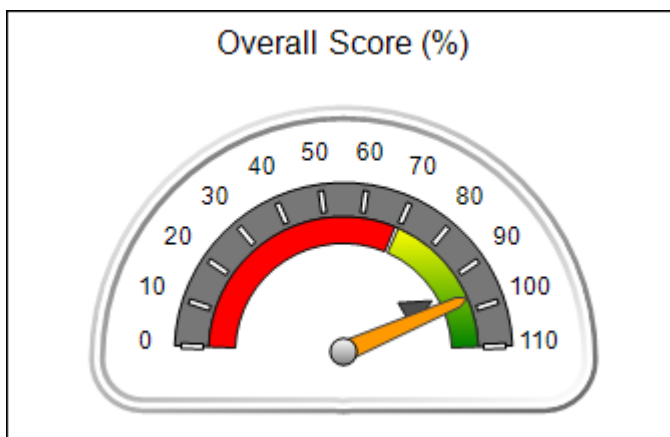
Quarterly Scores (Grades)		Current Quarter Score (Grade)
Q1: 73.72 (C-)	Q2: 83.79 (B-)	96.67% (A)
Q3: 96.67 (A)	Q4: 89.67 (B+)	

Program Census Information:	# Children in Care During Quarter: 0	# Placements During Quarter: 0	# Children in Care On Last Day: 0
-----------------------------	--------------------------------------	--------------------------------	-----------------------------------

Quarterly Provider Comparisons to All CCIs

■■■■■■■■ indicates MalTx Threshold

▼ indicates average for all CCIs





DHS, DFCS, Office of Provider Management
Performance-Based Placement Measures
RBWO Provider GA+SCORECARD - CCI



Report Quarter: Q3 FY2016

Provider/Program Name: Youth Villages (Inner Harbour Campus) - Douglasville: The Ranch Boys (711) - CCI				
5261 Dorsett Shoals Rd., Douglasville, GA 30135 Phone: 770-852-6300 Vendor ID# 117421		Quarterly Scores (Grades)		Current Quarter Score (Grade)
		Q1: 73.72 (C-)	Q2: 83.79 (B-)	96.67%
		Q3: 96.67 (A)	Q4: 89.67 (B+)	(A)
Program Census Information:		# Children in Care During Quarter: 0	# Placements During Quarter: 0	# Children in Care On Last Day: 0
	Avg Performance All CCIs (%)	Provider Performance (%)*	Possible Points (Weight)	Provider Points Earned
OPM Monitoring Reviews				
Annual Comprehensive Reviews	90%	89%	25	22.33
Safety Reviews	96%	91%	15	13.71
Monitoring Sub-Total			40	36.04
CCI Safety Outcomes				
Incidence of Maltreatment	0.15%	Not Eligible		
Staff Training	78%	100%	14	14.00
Safety Sub-Total			14	14.00
CCI Permanency Outcomes				
Placement Stability	91%	Not Eligible		
Sibling Contacts	9%	None Planned		
Permanency Sub-Total			N/A	
CCI Well-Being Outcomes				
EPSDT Medical Visits	91%	Not Eligible		
EPSDT Dental Visits	87%	Not Eligible		
Academic Supports	82%	Not Eligible		
Provider ECEM Visits	82%	Not Eligible		
Provider General Contacts	80%	Not Eligible		
Well-Being Sub-Total			N/A	
*Performance calculation descriptions can be found in the FY 2016 RBWO PBP Measurements and Standards Guide.				

Monitoring & Outcomes: Possible Points = 54	Points Earned = 50.04
Score Before Incentives Credit	92.67%
Incentives Awarded	4.00 pts
PBP Verification	N/A pts
Total Score	96.67%

Provider/Program Name: Youth Villages (Inner Harbour Campus) - Douglasville: The Ranch Boys (711) - CCI



DHS, DFCS, Office of Provider Management
Performance-Based Placement Measures
RBWO Provider GA+SCORECARD - CCI



Report Quarter: Q3 FY2016

Program Census Information:		# Children in Care During Quarter: 0	# Placements During Quarter: 0	# Children in Care On Last Day: 0
CCI Incentive Credits	Avg Performance All CCIs (Points)	Provider Performance (%)*	Possible Points (Weight)	Provider Points Earned
Early EPSDT Medical Visits		Not Eligible	2	
Early EPSDT Dental Visits		Not Eligible	2	
Permanency Contacts		None Planned	5	
Additional Academic Supports		Not Eligible	2	
Active Agency Accreditation		100%	4	4.00
Staff Clinical Licensure		0%	5	0.00
Behavior Management (threshold = 0)		0%	4	
Incentives Total	7.67		24	4.00
Maximum total combined incentive credit allowed is 10 points.			Incentives Awarded	4.00

*Performance calculation descriptions can be found in the FY 2016 RBWO PBP Measurements and Standards Guide.

Child Protective Services Investigations and Dispositions

The following investigations data, which is not used for scoring but is considered significant to a provider's performance, is from Georgia SHINES and is not considered final or complete until the end of the fiscal year.

Total Reports:	0
Number Screened In:	0
Number Screened Out:	0
Number Substantiated:	0
Number Unsubstantiated:	0
Number Active CPS Investigations:	0



DHS, DFCS, Office of Provider Management
Performance-Based Placement Measures
RBWO Provider GA+SCORECARD - CCI



Report Quarter: Q3 FY2016

Provider/Program Name: Youth Villages (Inner Harbour Campus) - EXCEL Program: Boys (1027) - CCI

4685 Dorsett Shoals Rd., Douglasville, GA 30135

Phone: 770-852-6300

Vendor ID# 89114

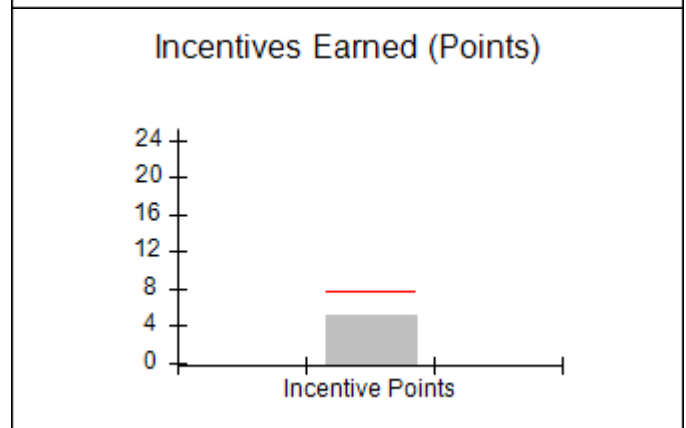
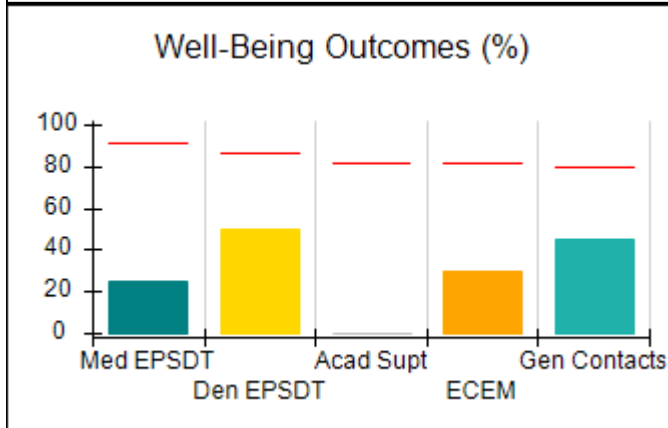
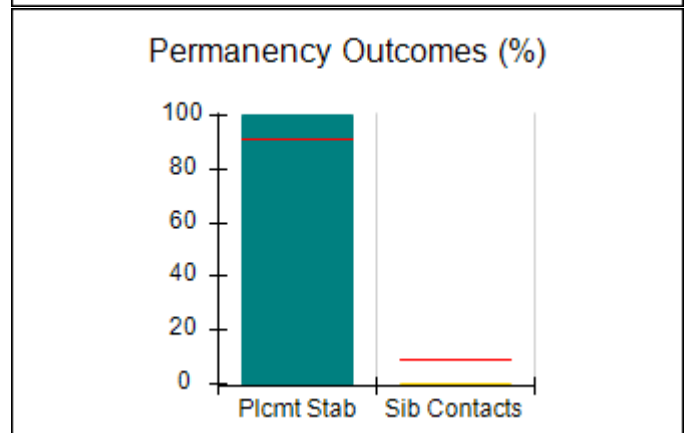
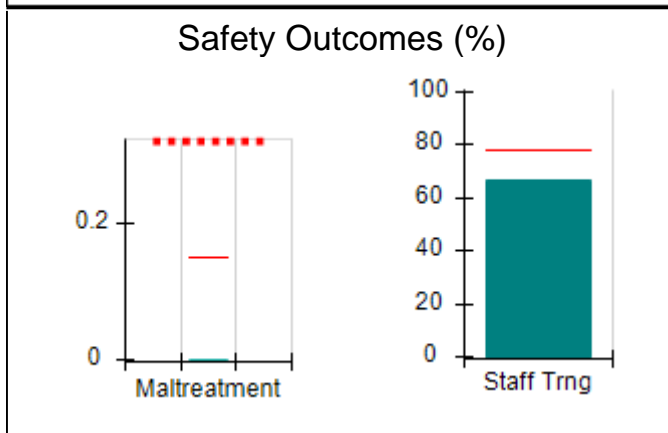
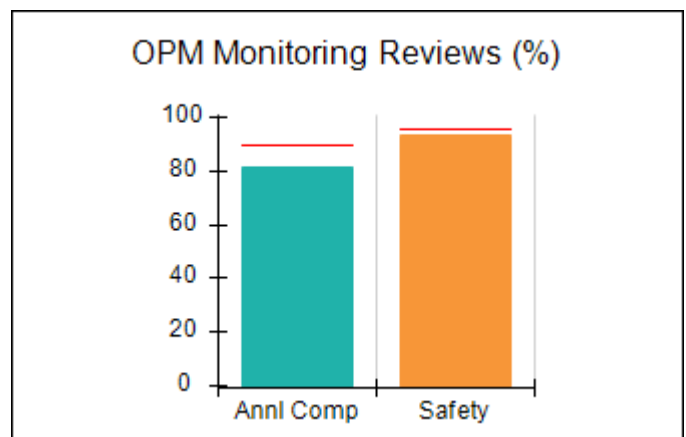
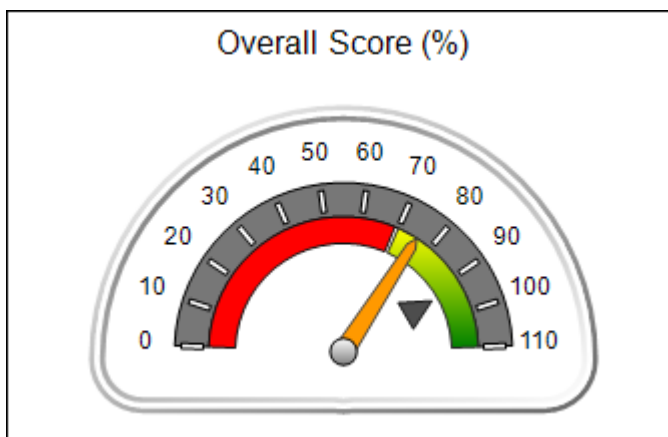
Quarterly Scores (Grades)		Current Quarter Score (Grade)
Q1: 69.13 (D+)	Q2: 73.27 (C-)	75.58% (C)
Q3: 75.58 (C)	Q4: 80.70 (B-)	

Program Census Information:	# Children in Care During Quarter: 6	# Placements During Quarter: 6	# Children in Care On Last Day: 4
-----------------------------	--------------------------------------	--------------------------------	-----------------------------------

Quarterly Provider Comparisons to All CCIs

■■■■■■■■ indicates MalTx Threshold

▼ ————— indicates average for all CCIs





DHS, DFCS, Office of Provider Management
Performance-Based Placement Measures
RBWO Provider GA+SCORECARD - CCI



Report Quarter: Q3 FY2016

Provider/Program Name: Youth Villages (Inner Harbour Campus) - EXCEL Program: Boys (1027) - CCI

4685 Dorsett Shoals Rd., Douglasville, GA 30135 Phone: 770-852-6300 Vendor ID# 89114	Quarterly Scores (Grades)		Current Quarter Score (Grade)
	Q1: 69.13 (D+)	Q2: 73.27 (C-)	75.58% (C)
	Q3: 75.58 (C)	Q4: 80.70 (B-)	

Program Census Information:	# Children in Care During Quarter: 6	# Placements During Quarter: 6	# Children in Care On Last Day: 4
------------------------------------	---	---------------------------------------	--

	Avg Performance All CCIs (%)	Provider Performance (%)*	Possible Points (Weight)	Provider Points Earned
--	-------------------------------------	----------------------------------	---------------------------------	-------------------------------

OPM Monitoring Reviews

Annual Comprehensive Reviews	90%	82%	25	20.46
Safety Reviews	96%	94%	15	14.03
Monitoring Sub-Total			40	34.49

CCI Safety Outcomes

Incidence of Maltreatment	0.15%	No Substantiated Reports	10	10.00
Staff Training	78%	67%	4	2.68
Safety Sub-Total			14	12.68

CCI Permanency Outcomes

Placement Stability	91%	100%	15	15.00
Sibling Contacts	9%	0%	5	0.00
Permanency Sub-Total			20	15.00

CCI Well-Being Outcomes

EPSDT Medical Visits	91%	25%	4	1.00
EPSDT Dental Visits	87%	50%	4	2.00
Academic Supports	82%	0%	4	0.00
Provider ECEM Visits	82%	30%	7	2.10
Provider General Contacts	80%	45%	7	3.15
Well-Being Sub-Total			26	8.25

*Performance calculation descriptions can be found in the FY 2016 RBWO PBP Measurements and Standards Guide.

Monitoring & Outcomes: Possible Points = 100	Points Earned = 70.42
Score Before Incentives Credit	70.42%
Incentives Awarded	5.16 pts
PBP Verification	N/A pts
Total Score	75.58%

Provider/Program Name: Youth Villages (Inner Harbour Campus) - EXCEL Program: Boys (1027) - CCI



DHS, DFCS, Office of Provider Management
Performance-Based Placement Measures
RBWO Provider GA+SCORECARD - CCI



Report Quarter: Q3 FY2016

Program Census Information:		# Children in Care During Quarter: 6	# Placements During Quarter: 6	# Children in Care On Last Day: 4
CCI Incentive Credits	Avg Performance All CCIs (Points)	Provider Performance (%)*	Possible Points (Weight)	Provider Points Earned
Early EPSDT Medical Visits		25%	2	0.50
Early EPSDT Dental Visits		33%	2	0.66
Permanency Contacts		0%	5	0.00
Additional Academic Supports		0%	2	0.00
Active Agency Accreditation		100%	4	4.00
Staff Clinical Licensure		0%	5	0.00
Behavior Management (threshold = 0)		0%	4	0.00
Incentives Total	7.67		24	5.16
Maximum total combined incentive credit allowed is 10 points.			Incentives Awarded	5.16

*Performance calculation descriptions can be found in the FY 2016 RBWO PBP Measurements and Standards Guide.

Child Protective Services Investigations and Dispositions		
The following investigations data, which is not used for scoring but is considered significant to a provider's performance, is from Georgia SHINES and is not considered final or complete until the end of the fiscal year.		
Total Reports:	0	
Number Screened In:	0	
Number Screened Out:	0	
Number Substantiated:	0	
Number Unsubstantiated:	0	
Number Active CPS Investigations:	0	