



RBWO Provider GA+SCORECARD - CPA

Performance-Based Placement Measures

FY 2016 Qtr 1

Office of Provider Management,
Georgia Department of Human Services

Care Solutions, Inc.



**Table of Contents**

Provider	Page
All God's Children - (861) - CPA	1
ALR Family Services, Inc. - (5140) - CPA	4
Benchmark Family Services, Inc - Augusta (5150) - CPA	7
Benchmark Family Services, Inc - Brunswick (5149) - CPA	10
Benchmark Family Services, Inc - Columbus (5113) - CPA	13
Benchmark Family Services, Inc - Jonesboro (formerly Lifeway for Youth) (973) - CPA	16
Benchmark Family Services, Inc - Macon (5176) - CPA	19
Benchmark Family Services, Inc - Snellville/Lawrenceville (5112) - CPA	22
Bethany Christian Services - Atlanta (573) - CPA	25
Bethany Christian Services - Bogart (5215) - CPA	28
Bethany Christian Services - Columbus (574) - CPA	31
Bloom Our Youth - (5208) - CPA	34
Care4All Children Services, Inc. - College Park (5206) - CPA	37
Care4All Children Services, Inc. - Lawrenceville (5147) - CPA	40
Centerstone of Tennessee - (5203) - CPA	43
Childkind, Inc - (583) - CPA	46
Choices for Life Of GA - Valdosta (943) - CPA	49
CHRIS 180 Inc. - DBA: Gateway Foster Care (5166) - CPA	52
Community Connections - (586) - CPA	55
Creative Community Services - (612) - CPA	58
Devereux GA Treatment Network - Specialty Foster Care (621) - CPA	61
Elks Aidmore Children's Center - Child Placing Agency (5120) - CPA	64
Elks Aidmore Children's Center - Valdosta (5179) - CPA	67
ENA, Inc., dba NECCO (formerly GA SAFE) - Albany (672) - CPA	70
ENA, Inc., dba NECCO (formerly GA SAFE) - Jonesboro (4289) - CPA	73
ENA, Inc., dba NECCO (formerly GA SAFE) - Macon (675) - CPA	76
ENA, Inc., dba NECCO (formerly GA SAFE) - Martinez (673) - CPA	79
Faithbridge Foster Care - Atlanta (974) - CPA	82
Faithbridge Foster Care - Brunswick (5185) - CPA	85
Families First - Foster Care Program (639) - CPA	88
Georgia Agape - (655) - CPA	91
Georgia Baptist Children's Home & Family Ministries - Palmetto Campus (CPA) (5211) - CPA	94
Georgia Hope, Inc. - Georgia Hope (5182) - CPA	97
Georgia Parent Support Network - (670) - CPA	100
Giving Children A Chance of Georgia - (981) - CPA	103

**Table of Contents**

Provider	Page
Goshen Valley Foundation - Goshen Homes (5200) - CPA	106
Hillside - Connections Program (700) - CPA	109
Laurel Heights Hospital -Universal Health - Laurel Heights CPA (722) - CPA	112
Lighthouse Therapeutic Foster Care - (727) - CPA	115
Lighthouse Therapeutic Foster Care - Stockbridge (5186) - CPA	118
Lookout Mountain Community Services Board - TREK Program/Cartersville (5199) - CPA	121
Lookout Mountain Community Services Board - TREK Program/Forsyth (5146) - CPA	124
Lookout Mountain Community Services Board - TREK Program/Ft.Oglethorpe (876) - CPA	127
Lutheran Services of Georgia - Lutheran of Albany (731) - CPA	130
Lutheran Services of Georgia - Lutheran of Atlanta (728) - CPA	133
Lutheran Services of Georgia - Lutheran of Rome (4381) - CPA	136
Lutheran Services of Georgia - Lutheran of Savannah (730) - CPA	139
Mentor Network - Mentor Albany (733) - CPA	142
Mentor Network - Mentor Athens (734) - CPA	145
Mentor Network - Mentor Atlanta (736) - CPA	148
Mentor Network - Mentor Augusta (737) - CPA	151
Mentor Network - Mentor Macon (740) - CPA	154
Mentor Network - Mentor Savannah (742) - CPA	157
Meritan, Inc. d/b/a Meritan Stepping Stones - Cartersville (680) - CPA	160
Meritan, Inc. d/b/a Meritan Stepping Stones - Macon (682) - CPA	163
Methodist Home for Children & Youth, The - St. Marys Region (942) - CPA	166
Morningstar Children and Family Services - Foster Care Services - Brunswick (765) - CPA	169
Murphy-Harpst Children's Centers - Murphy-Harpst CPA (769) - CPA	172
National Youth Advocate Program - Augusta (683) - CPA	175
National Youth Advocate Program - East Point/Decatur (4389) - CPA	178
National Youth Placement Corp, Inc. - (5141) - CPA	181
Neighbor to Family - Chatham County (4960) - CPA	184
Neighbor to Family - Dekalb County (1031) - CPA	187
Neighbor to Family - Douglas County (1033) - CPA	190
Neighbor to Family - Fulton County (774) - CPA	193
Neighbor to Family - Gwinnett County (1032) - CPA	196
Neighbor to Family - Henry County (1035) - CPA	199
Neighbor to Family - Richmond County (1034) - CPA	202
New Beginnings, Life Changing Network, Inc. - (979) - CPA	205
New Horizons Community Services Board - New Horizons (877) - CPA	208



DHS, DFCS, Office of Provider Management
RBWO Provider GA+SCORECARD - CPA
FY2016 - Quarter 1



Table of Contents

Provider	Page
On The Path - (5209) - CPA	211
Ray of Hope Foster Care, Inc. - (5189) - CPA	214
Trinity J and D, LLC - Trinity J and D, LLC (980) - CPA	217
Twin Cedars Youth Services - Foster Care (932) - CPA	220
United Methodist Children Home of the North GA Conference - (847) - CPA	223
Uniting Hope 4 Children - Loganville (5188) - CPA	226
Universal Health Services of Savannah - Coastal Harbor Families (990) - CPA	229



DHS, DFCS, Office of Provider Management
Performance-Based Placement Measures
RBWO Provider GA+SCORECARD - CPA



Report Quarter: Q1 FY2016

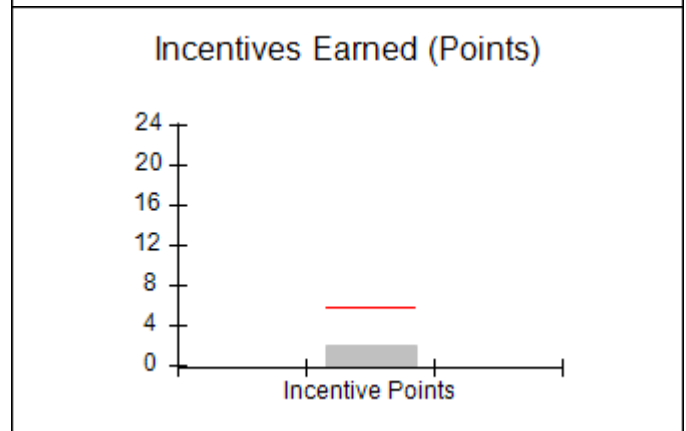
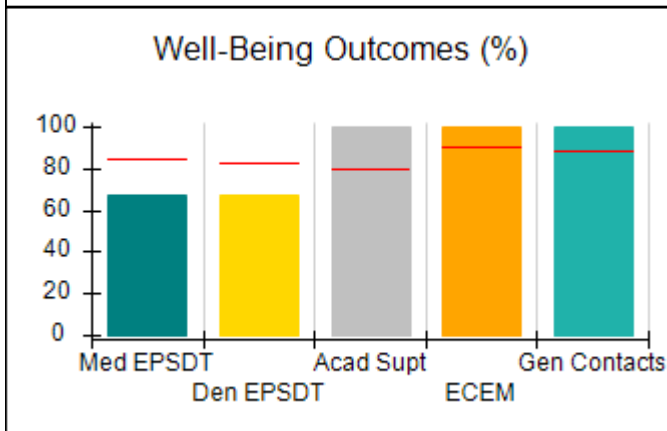
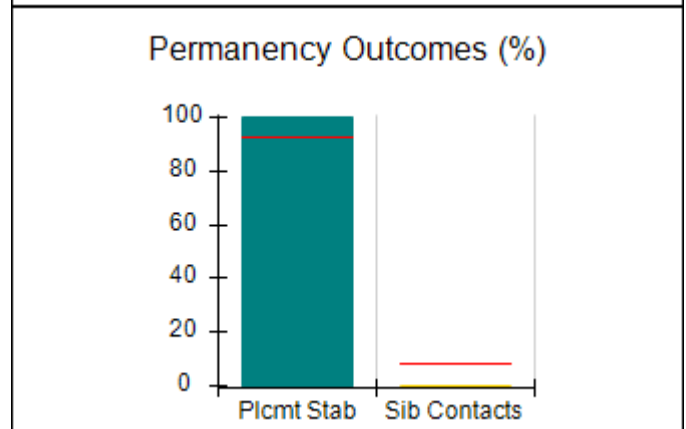
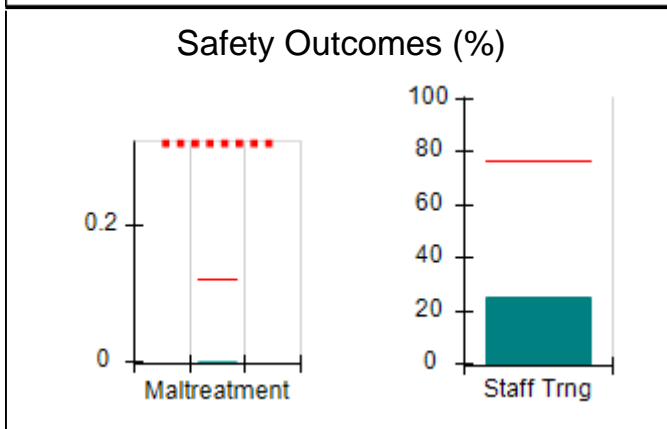
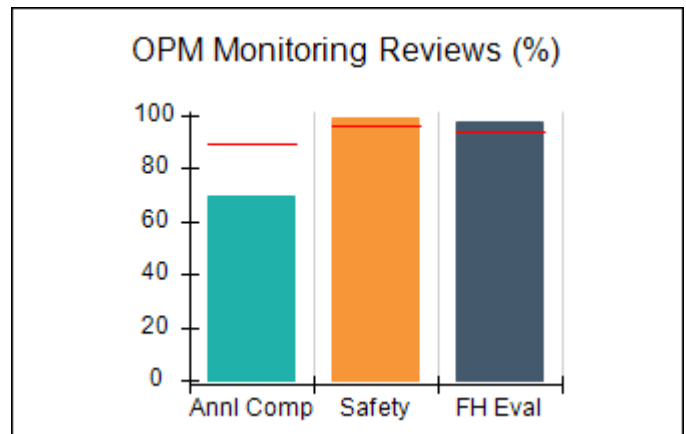
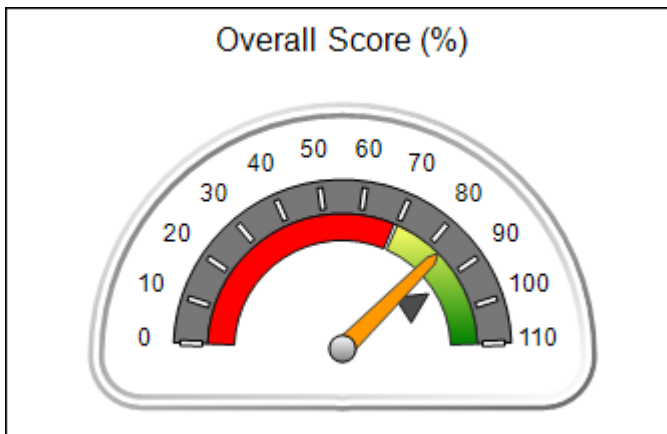
Provider/Program Name: All God's Children - (861) - CPA

1671 Meriweather Dr., Watkinsville, GA 30677 Phone: 706-316-2421 Vendor ID# 35219	Quarterly Scores (Grades)		Current Quarter Score (Grade)
	Q1: 83.27 (B-)	Q2: 83.13 (B-)	83.27% (B-)
	Q3: 88.71 (B+)	Q4: 89.40 (B+)	
# New Foster Homes During Quarter: 0	# Children in Care During Quarter: 8	# Placements During Quarter: 8	# Children in Care On Last Day: 6

Quarterly Provider Comparisons to All CPAs

■■■■■■■■ indicates MalTx Threshold

— indicates average for all CPAs





DHS, DFCS, Office of Provider Management
Performance-Based Placement Measures
RBWO Provider GA+SCORECARD - CPA



Report Quarter: Q1 FY2016

Provider/Program Name: All God's Children - (861) - CPA

1671 Meriweather Dr., Watkinsville, GA 30677 Phone: 706-316-2421 Vendor ID# 35219	Quarterly Scores (Grades)		Current Quarter Score (Grade)
	Q1: 83.27 (B-)	Q2: 83.13 (B-)	83.27%
	Q3: 88.71 (B+)	Q4: 89.40 (B+)	(B-)

# New Foster Homes During Quarter: 0	# Children in Care During Quarter: 8	# Placements During Quarter: 8	# Children in Care On Last Day: 6
--------------------------------------	--------------------------------------	--------------------------------	-----------------------------------

	Avg Performance All CPAs (%)	Provider Performance (%)*	Possible Points (Weight)	Provider Points Earned
OPM Monitoring Reviews				
Annual Comprehensive Reviews	89%	70%	25	17.42
Safety Reviews	96%	99%	10	9.86
Foster Home Evaluation Qualitative Reviews	93%	98%	10	9.78
Monitoring Sub-Total			45	37.05
CPA Safety Outcomes				
Incidence of Maltreatment	0.12%	No Substantiated Reports	10	10.00
Staff Training	76%	25%	4	1.00
Safety Sub-Total			14	11.00
CPA Permanency Outcomes				
Placement Stability	92%	100%	10	10.00
Sibling Contacts	8%	0%	5	0.00
Permanency Sub-Total			15	10.00
CPA Well-Being Outcomes				
EPSDT Medical Visits	84%	67%	4	2.68
EPSDT Dental Visits	83%	67%	4	2.68
Academic Supports	80%	100%	4	4.00
Provider ECEM Visits	91%	100%	7	7.00
Provider General Contacts	88%	100%	7	7.00
Well-Being Sub-Total			26	23.36

*Performance calculation descriptions can be found in the FY 2016 RBWO PBP Measurements and Standards Guide.

Monitoring & Outcomes: Possible Points = 100		Points Earned: 81.41	
Score Before Incentives Credit			81.41%
Incentives Awarded			1.86 pts
PBP Verification			N/A pts
Total Score			83.27%



DHS, DFCS, Office of Provider Management
Performance-Based Placement Measures
RBWO Provider GA+SCORECARD - CPA



Report Quarter: Q1 FY2016

Provider/Program Name: All God's Children - (861) - CPA

# New Foster Homes During Quarter: 0		# Children in Care During Quarter: 8	# Placements During Quarter: 8	# Children in Care On Last Day: 6
CPA Incentive Credits	Avg Performance All CPAs (%)	Provider Performance (%)*	Possible Points (Weight)	Provider Points Earned
Early EPSDT Medical Visits		50%	2	1.00
Early EPSDT Dental Visits		0%	2	0.00
Permanency Contacts		0%	5	0.00
Additional Academic Supports		43%	2	0.86
Foster Hm Retention Rate (threshold = 90)		67%	2	0.00
Foster Hm Recruitment (threshold = 100)		0%	2	0.00
Active Agency Accreditation		0%	4	0.00
Staff Clinical Licensure		0%	5	0.00
Incentives Total	5.65		24	1.86
Maximum total combined incentive credit allowed is 10 points.			Incentives Awarded	1.86

*Performance calculation descriptions can be found in the FY 2016 RBWO PBP Measurements and Standards Guide.

Child Protective Services Investigations and Dispositions

The following investigations data, which is not used for scoring but is considered significant to a provider's performance, is from Georgia SHINES and is not considered final or complete until the end of the fiscal year.

Total Reports:	0
Number Screened In:	0
Number Screened Out:	0
Number Substantiated:	0
Number Unsubstantiated:	0
Number Active CPS Investigations:	0



DHS, DFCS, Office of Provider Management
Performance-Based Placement Measures
RBWO Provider GA+SCORECARD - CPA



Report Quarter: Q1 FY2016

Provider/Program Name: ALR Family Services, Inc. - (5140) - CPA

1458 Airport Road, Hinesville, GA 31313

Phone: 912-559-5536

Vendor ID# 114739

Quarterly Scores (Grades)

Q1: 76.64 (C)

Q2: 73.90 (C-)

Q3: 79.81 (C+)

Q4: 71.21 (C-)

Current Quarter Score (Grade)

76.64%

(C)

New Foster Homes During Quarter: 4

Children in Care During Quarter: 9

Placements During Quarter: 9

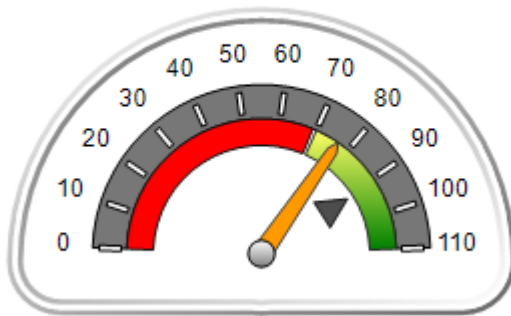
Children in Care On Last Day: 9

Quarterly Provider Comparisons to All CPAs

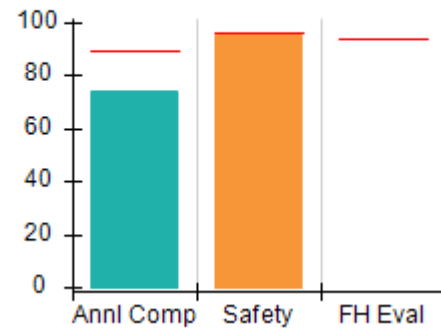
■■■■■■■■ indicates MaITx Threshold

— indicates average for all CPAs

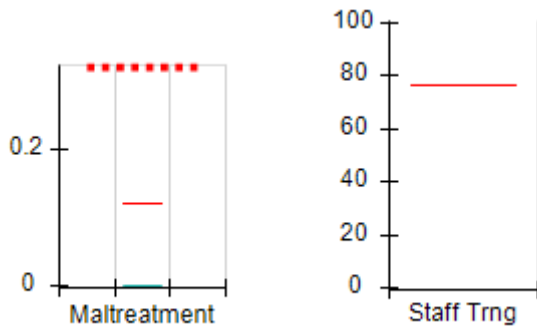
Overall Score (%)



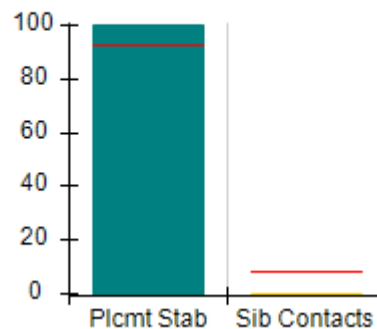
OPM Monitoring Reviews (%)



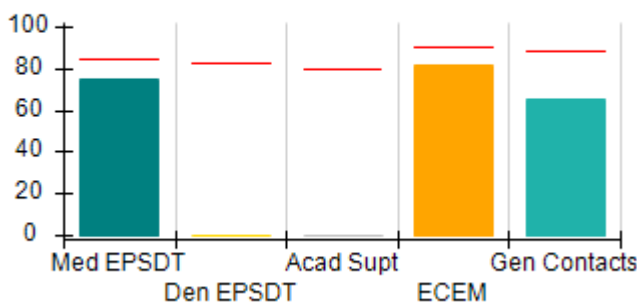
Safety Outcomes (%)



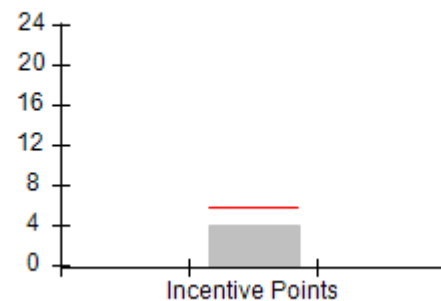
Permanency Outcomes (%)



Well-Being Outcomes (%)



Incentives Earned (Points)





DHS, DFCS, Office of Provider Management
Performance-Based Placement Measures
RBWO Provider GA+SCORECARD - CPA
 Report Quarter: Q1 FY2016



Provider/Program Name: ALR Family Services, Inc. - (5140) - CPA

1458 Airport Road, Hinesville, GA 31313 Phone: 912-559-5536 Vendor ID# 114739	Quarterly Scores (Grades)		Current Quarter Score (Grade)
	Q1: 76.64 (C)	Q2: 73.90 (C-)	76.64%
	Q3: 79.81 (C+)	Q4: 71.21 (C-)	(C)

# New Foster Homes During Quarter: 4	# Children in Care During Quarter: 9	# Placements During Quarter: 9	# Children in Care On Last Day: 9
--------------------------------------	--------------------------------------	--------------------------------	-----------------------------------

	Avg Performance All CPAs (%)	Provider Performance (%)*	Possible Points (Weight)	Provider Points Earned
--	------------------------------	---------------------------	--------------------------	------------------------

OPM Monitoring Reviews

Annual Comprehensive Reviews	89%	74%	25	18.58
Safety Reviews	96%	95%	10	9.50
Foster Home Evaluation Qualitative Reviews	93%	Not Yet Conducted		
Monitoring Sub-Total			35	28.08

CPA Safety Outcomes

Incidence of Maltreatment	0.12%	No Substantiated Reports	14	14.00
Staff Training	76%	Not Eligible		
Safety Sub-Total			14	14.00

CPA Permanency Outcomes

Placement Stability	92%	100%	10	10.00
Sibling Contacts	8%	0%	5	0.00
Permanency Sub-Total			15	10.00

CPA Well-Being Outcomes

EPSDT Medical Visits	84%	75%	4	3.00
EPSDT Dental Visits	83%	0%	4	0.00
Academic Supports	80%	0%	4	0.00
Provider ECEM Visits	91%	82%	7	5.74
Provider General Contacts	88%	65%	7	4.55
Well-Being Sub-Total			26	13.29

*Performance calculation descriptions can be found in the FY 2016 RBWO PBP Measurements and Standards Guide.

Monitoring & Outcomes: Possible Points = 90		Points Earned: 65.37	
Score Before Incentives Credit			72.64%
Incentives Awarded			4.00 pts
PBP Verification			N/A pts
Total Score			76.64%



DHS, DFCS, Office of Provider Management
Performance-Based Placement Measures
RBWO Provider GA+SCORECARD - CPA



Report Quarter: Q1 FY2016

Provider/Program Name: ALR Family Services, Inc. - (5140) - CPA

# New Foster Homes During Quarter: 4		# Children in Care During Quarter: 9	# Placements During Quarter: 9	# Children in Care On Last Day: 9
CPA Incentive Credits	Avg Performance All CPAs (%)	Provider Performance (%)*	Possible Points (Weight)	Provider Points Earned
Early EPSDT Medical Visits		0%	2	0.00
Early EPSDT Dental Visits		0%	2	0.00
Permanency Contacts		0%	5	0.00
Additional Academic Supports		0%	2	0.00
Foster Hm Retention Rate (threshold = 90)		100%	2	2.00
Foster Hm Recruitment (threshold = 100)		400%	2	2.00
Active Agency Accreditation		0%	4	0.00
Staff Clinical Licensure		0%	5	0.00
Incentives Total	5.65		24	4.00
Maximum total combined incentive credit allowed is 10 points.			Incentives Awarded	4.00

*Performance calculation descriptions can be found in the FY 2016 RBWO PBP Measurements and Standards Guide.

Child Protective Services Investigations and Dispositions

The following investigations data, which is not used for scoring but is considered significant to a provider's performance, is from Georgia SHINES and is not considered final or complete until the end of the fiscal year.

Total Reports:	0
Number Screened In:	0
Number Screened Out:	0
Number Substantiated:	0
Number Unsubstantiated:	0
Number Active CPS Investigations:	0



DHS, DFCS, Office of Provider Management
Performance-Based Placement Measures
RBWO Provider GA+SCORECARD - CPA



Report Quarter: Q1 FY2016

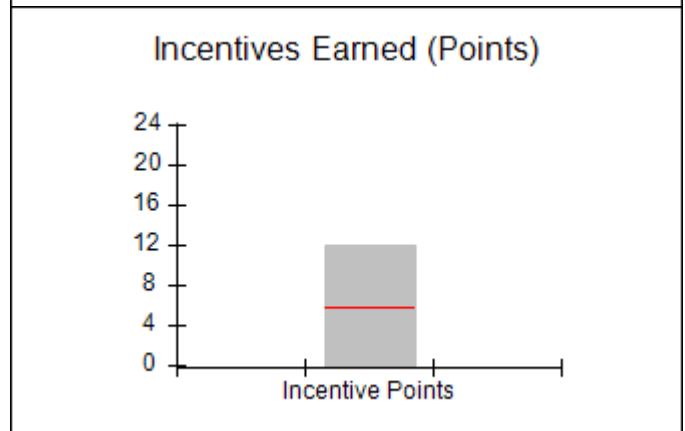
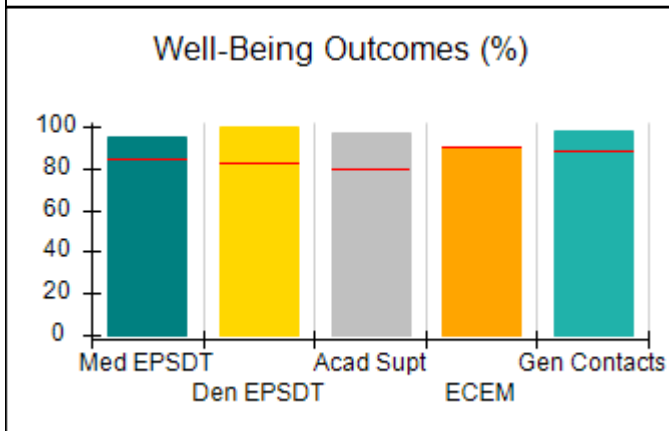
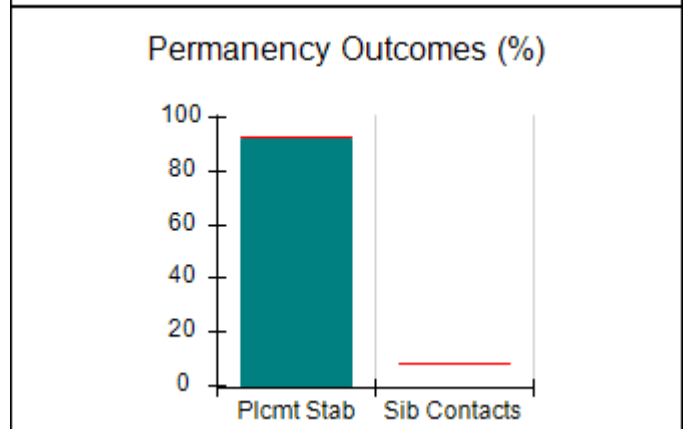
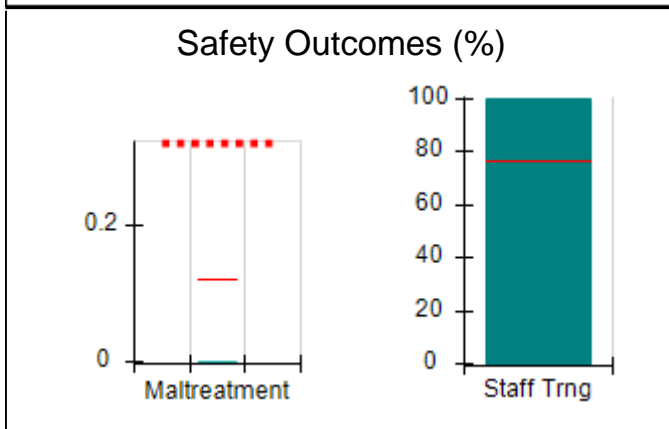
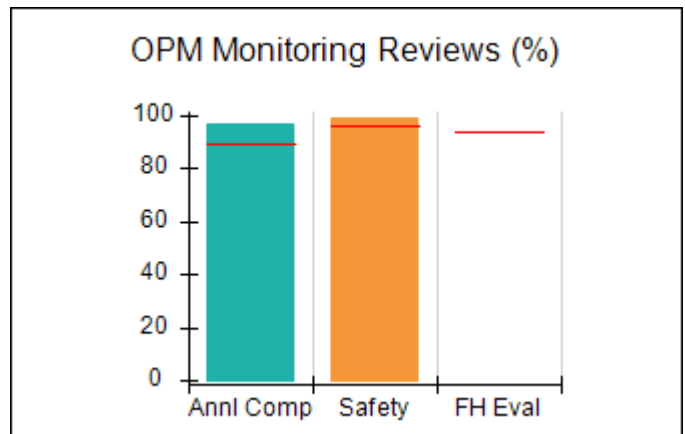
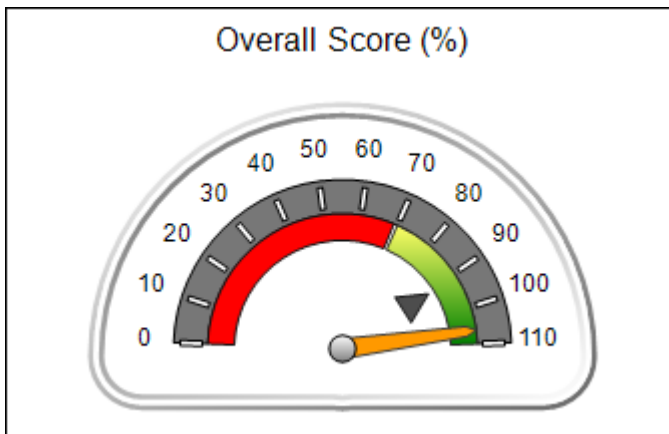
Provider/Program Name: Benchmark Family Services, Inc - Augusta (5150) - CPA

4389 West Maysfield Drive, Augusta, GA 30909 Phone: (706) 868-7200 Vendor ID# 115566	Quarterly Scores (Grades)		Current Quarter Score (Grade)
	Q1: 106.34 (A+)	Q2: 106.52 (A+)	106.34% (A+)
	Q3: 90.74 (A-)	Q4: 95.46 (A)	
# New Foster Homes During Quarter: 7	# Children in Care During Quarter: 25	# Placements During Quarter: 28	# Children in Care On Last Day: 21

Quarterly Provider Comparisons to All CPAs

■■■■■■■■ indicates MalTx Threshold

— indicates average for all CPAs





DHS, DFCS, Office of Provider Management
Performance-Based Placement Measures
RBWO Provider GA+SCORECARD - CPA



Report Quarter: Q1 FY2016

Provider/Program Name: Benchmark Family Services, Inc - Augusta (5150) - CPA

4389 West Maysfield Drive, Augusta, GA 30909 Phone: (706) 868-7200 Vendor ID# 115566		Quarterly Scores (Grades)		Current Quarter Score (Grade)
		Q1: 106.34 (A+)	Q2: 106.52 (A+)	106.34% (A+)
		Q3: 90.74 (A-)	Q4: 95.46 (A)	
# New Foster Homes During Quarter: 7		# Children in Care During Quarter: 25	# Placements During Quarter: 28	# Children in Care On Last Day: 21
	Avg Performance All CPAs (%)	Provider Performance (%)*	Possible Points (Weight)	Provider Points Earned
OPM Monitoring Reviews				
Annual Comprehensive Reviews	89%	97%	25	24.17
Safety Reviews	96%	99%	10	9.90
Foster Home Evaluation Qualitative Reviews	93%	Not Yet Conducted		
Monitoring Sub-Total			35	34.07
CPA Safety Outcomes				
Incidence of Maltreatment	0.12%	No Substantiated Reports	10	10.00
Staff Training	76%	100%	4	4.00
Safety Sub-Total			14	14.00
CPA Permanency Outcomes				
Placement Stability	92%	92%	15	13.80
Sibling Contacts	8%	None Planned		
Permanency Sub-Total			15	13.80
CPA Well-Being Outcomes				
EPSDT Medical Visits	84%	95%	4	3.80
EPSDT Dental Visits	83%	100%	4	4.00
Academic Supports	80%	97%	4	3.88
Provider ECEM Visits	91%	90%	7	6.30
Provider General Contacts	88%	98%	7	6.86
Well-Being Sub-Total			26	24.84

*Performance calculation descriptions can be found in the FY 2016 RBWO PBP Measurements and Standards Guide.

Monitoring & Outcomes: Possible Points = 90		Points Earned: 86.71	
Score Before Incentives Credit			96.34%
Incentives Awarded			10.00 pts
PBP Verification			N/A pts
Total Score			106.34%



DHS, DFCS, Office of Provider Management
Performance-Based Placement Measures
RBWO Provider GA+SCORECARD - CPA
Report Quarter: Q1 FY2016



Provider/Program Name: Benchmark Family Services, Inc - Augusta (5150) - CPA

# New Foster Homes During Quarter: 7		# Children in Care During Quarter: 25	# Placements During Quarter: 28	# Children in Care On Last Day: 21
CPA Incentive Credits	Avg Performance All CPAs (%)	Provider Performance (%)*	Possible Points (Weight)	Provider Points Earned
Early EPSDT Medical Visits		93%	2	1.86
Early EPSDT Dental Visits		100%	2	2.00
Permanency Contacts		25%	5	1.25
Additional Academic Supports		46%	2	0.92
Foster Hm Retention Rate (threshold = 90)		100%	2	2.00
Foster Hm Recruitment (threshold = 100)		400%	2	2.00
Active Agency Accreditation		50%	4	2.00
Staff Clinical Licensure		0%	5	0.00
Incentives Total	5.65		24	12.03
Maximum total combined incentive credit allowed is 10 points.			Incentives Awarded	10.00

*Performance calculation descriptions can be found in the FY 2016 RBWO PBP Measurements and Standards Guide.

Child Protective Services Investigations and Dispositions

The following investigations data, which is not used for scoring but is considered significant to a provider's performance, is from Georgia SHINES and is not considered final or complete until the end of the fiscal year.

Total Reports:	0
Number Screened In:	0
Number Screened Out:	0
Number Substantiated:	0
Number Unsubstantiated:	0
Number Active CPS Investigations:	0



DHS, DFCS, Office of Provider Management
Performance-Based Placement Measures
RBWO Provider GA+SCORECARD - CPA



Report Quarter: Q1 FY2016

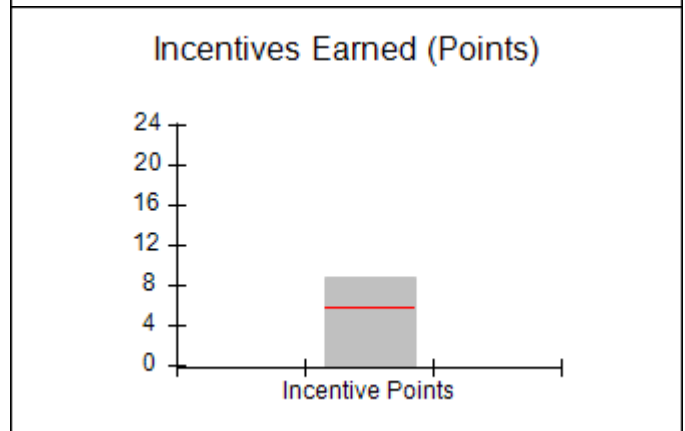
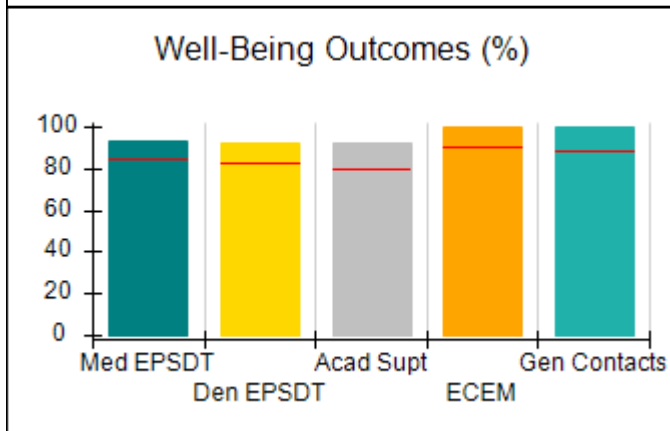
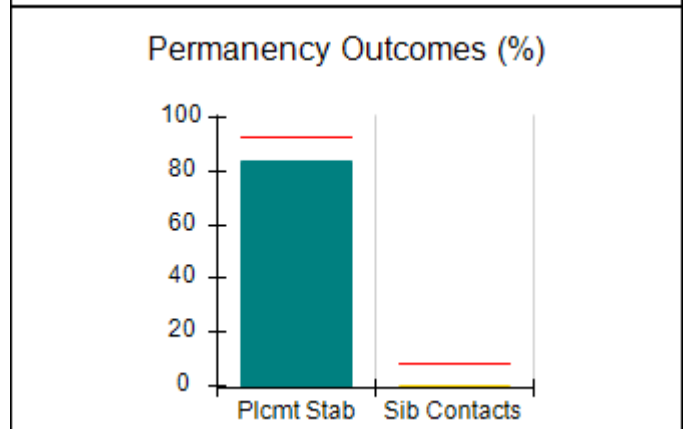
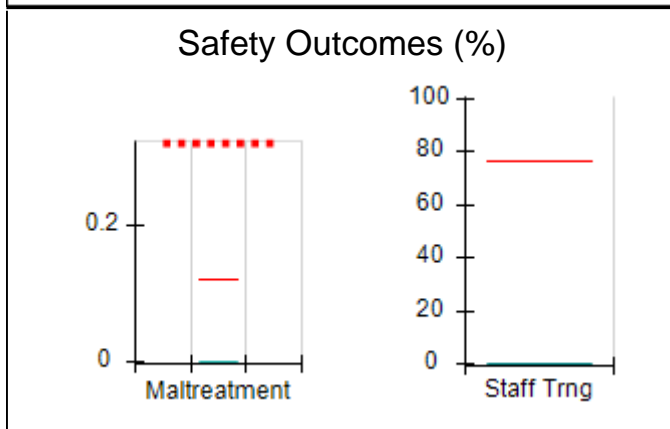
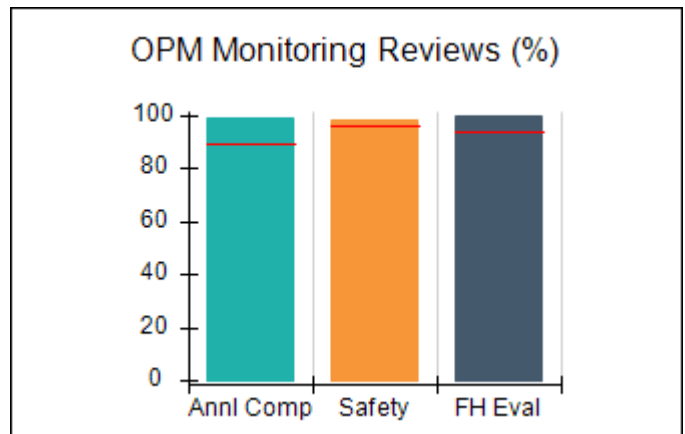
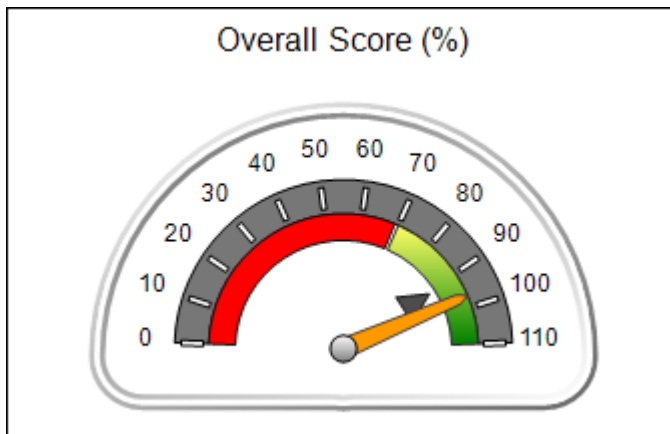
Provider/Program Name: Benchmark Family Services, Inc - Brunswick (5149) - CPA

93 Benchmark Way, Brunswick, GA 31520 Phone: (912) 262-2777 Vendor ID# 115567	Quarterly Scores (Grades)		Current Quarter Score (Grade)
	Q1: 96.80 (A)	Q2: 101.64 (A+)	96.80% (A)
	Q3: 92.23 (A-)	Q4: 89.42 (B+)	
# New Foster Homes During Quarter: 3	# Children in Care During Quarter: 77	# Placements During Quarter: 86	# Children in Care On Last Day: 54

Quarterly Provider Comparisons to All CPAs

■■■■■■■■ indicates MalTx Threshold

— indicates average for all CPAs





DHS, DFCS, Office of Provider Management
Performance-Based Placement Measures
RBWO Provider GA+SCORECARD - CPA
Report Quarter: Q1 FY2016



Provider/Program Name: Benchmark Family Services, Inc - Brunswick (5149) - CPA

93 Benchmark Way, Brunswick, GA 31520 Phone: (912) 262-2777 Vendor ID# 115567		Quarterly Scores (Grades)		Current Quarter Score (Grade)
		Q1: 96.80 (A)	Q2: 101.64 (A+)	96.80% (A)
		Q3: 92.23 (A-)	Q4: 89.42 (B+)	
# New Foster Homes During Quarter: 3		# Children in Care During Quarter: 77	# Placements During Quarter: 86	# Children in Care On Last Day: 54
	Avg Performance All CPAs (%)	Provider Performance (%)*	Possible Points (Weight)	Provider Points Earned
OPM Monitoring Reviews				
Annual Comprehensive Reviews	89%	99%	25	24.67
Safety Reviews	96%	99%	10	9.85
Foster Home Evaluation Qualitative Reviews	93%	100%	10	10.00
Monitoring Sub-Total			45	44.52
CPA Safety Outcomes				
Incidence of Maltreatment	0.12%	No Substantiated Reports	10	10.00
Staff Training	76%	0%	4	0.00
Safety Sub-Total			14	10.00
CPA Permanency Outcomes				
Placement Stability	92%	84%	10	8.40
Sibling Contacts	8%	0%	5	0.00
Permanency Sub-Total			15	8.40
CPA Well-Being Outcomes				
EPSDT Medical Visits	84%	93%	4	3.72
EPSDT Dental Visits	83%	92%	4	3.68
Academic Supports	80%	92%	4	3.68
Provider ECEM Visits	91%	100%	7	7.00
Provider General Contacts	88%	100%	7	7.00
Well-Being Sub-Total			26	25.08

*Performance calculation descriptions can be found in the FY 2016 RBWO PBP Measurements and Standards Guide.

Monitoring & Outcomes: Possible Points = 100		Points Earned: 88.00	
Score Before Incentives Credit			88.00%
Incentives Awarded			8.80 pts
PBP Verification			N/A pts
Total Score			96.80%



DHS, DFCS, Office of Provider Management
Performance-Based Placement Measures
RBWO Provider GA+SCORECARD - CPA



Report Quarter: Q1 FY2016

Provider/Program Name: Benchmark Family Services, Inc - Brunswick (5149) - CPA

# New Foster Homes During Quarter: 3		# Children in Care During Quarter: 77	# Placements During Quarter: 86	# Children in Care On Last Day: 54
CPA Incentive Credits	Avg Performance All CPAs (%)	Provider Performance (%)*	Possible Points (Weight)	Provider Points Earned
Early EPSDT Medical Visits		76%	2	1.52
Early EPSDT Dental Visits		79%	2	1.58
Permanency Contacts		0%	5	0.00
Additional Academic Supports		85%	2	1.70
Foster Hm Retention Rate (threshold = 90)		92%	2	2.00
Foster Hm Recruitment (threshold = 100)		75%	2	0.00
Active Agency Accreditation		50%	4	2.00
Staff Clinical Licensure		0%	5	0.00
Incentives Total	5.65		24	8.80
Maximum total combined incentive credit allowed is 10 points.			Incentives Awarded	8.80

*Performance calculation descriptions can be found in the FY 2016 RBWO PBP Measurements and Standards Guide.

Child Protective Services Investigations and Dispositions

The following investigations data, which is not used for scoring but is considered significant to a provider's performance, is from Georgia SHINES and is not considered final or complete until the end of the fiscal year.

Total Reports:	1
Number Screened In:	1
Number Screened Out:	0
Number Substantiated:	0
Number Unsubstantiated:	0
Number Active CPS Investigations:	1



DHS, DFCS, Office of Provider Management
Performance-Based Placement Measures
RBWO Provider GA+SCORECARD - CPA



Report Quarter: Q1 FY2016

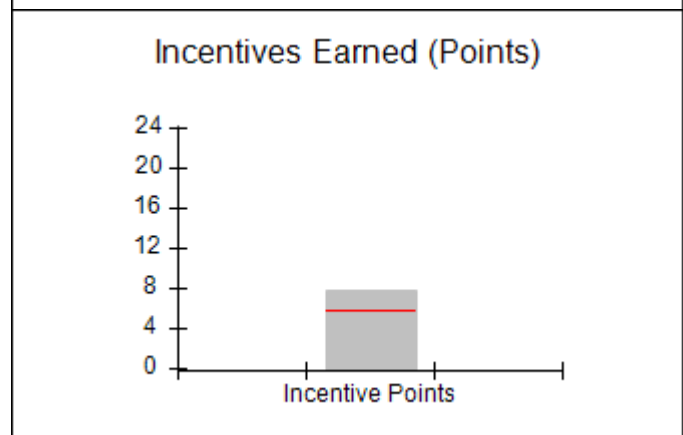
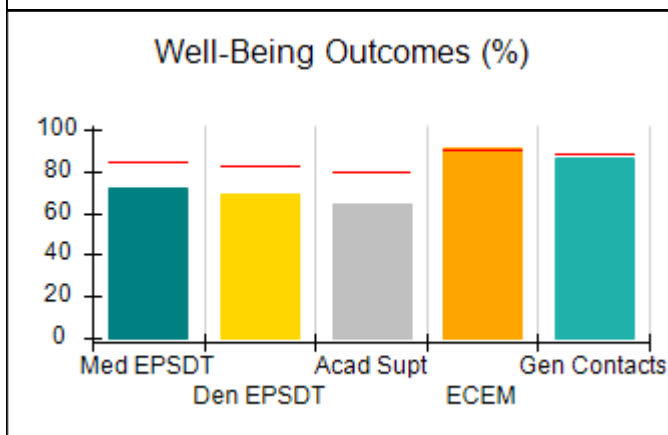
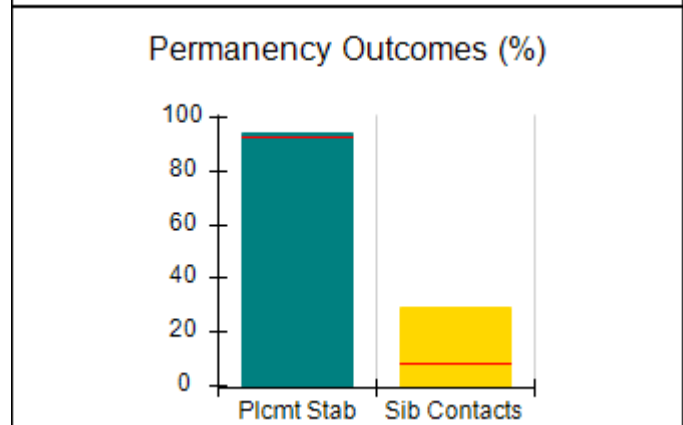
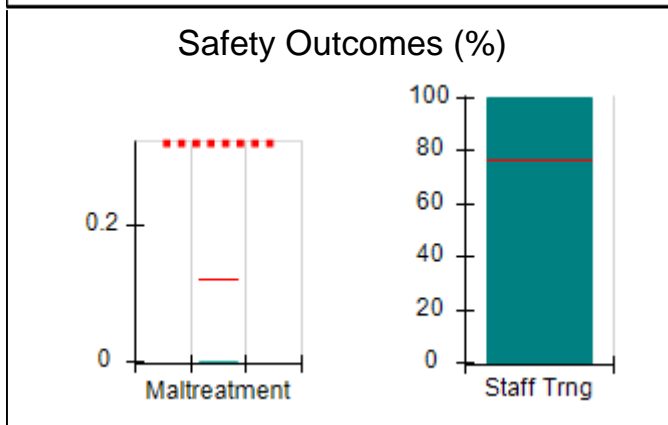
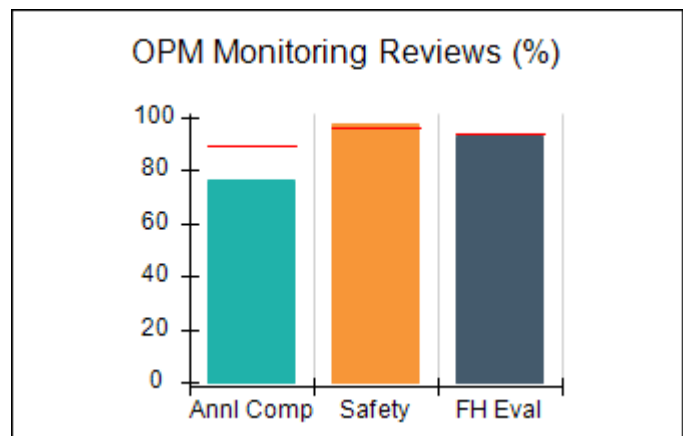
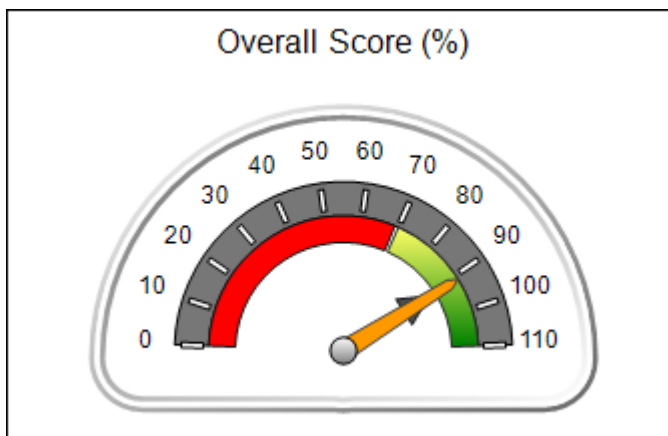
Provider/Program Name: Benchmark Family Services, Inc - Columbus (5113) - CPA

506 Manchester Expressway, Columbus, GA 30345 Phone: 706-494-1821 Vendor ID# 99720	Quarterly Scores (Grades)		Current Quarter Score (Grade)
	Q1: 91.34 (A-)	Q2: 86.16 (B)	91.34% (A-)
	Q3: 78.77 (C+)	Q4: 66.55 (D)	
# New Foster Homes During Quarter: 10	# Children in Care During Quarter: 78	# Placements During Quarter: 82	# Children in Care On Last Day: 73

Quarterly Provider Comparisons to All CPAs

■■■■■■■■ indicates MalTx Threshold

— indicates average for all CPAs





DHS, DFCS, Office of Provider Management
Performance-Based Placement Measures
RBWO Provider GA+SCORECARD - CPA



Report Quarter: Q1 FY2016

Provider/Program Name: Benchmark Family Services, Inc - Columbus (5113) - CPA

506 Manchester Expressway, Columbus, GA 30345 Phone: 706-494-1821 Vendor ID# 99720		Quarterly Scores (Grades)		Current Quarter Score (Grade)
		Q1: 91.34 (A-)	Q2: 86.16 (B)	91.34%
		Q3: 78.77 (C+)	Q4: 66.55 (D)	(A-)
# New Foster Homes During Quarter: 10		# Children in Care During Quarter: 78	# Placements During Quarter: 82	# Children in Care On Last Day: 73
	Avg Performance All CPAs (%)	Provider Performance (%)*	Possible Points (Weight)	Provider Points Earned
OPM Monitoring Reviews				
Annual Comprehensive Reviews	89%	76%	25	19.10
Safety Reviews	96%	98%	10	9.76
Foster Home Evaluation Qualitative Reviews	93%	93%	10	9.25
Monitoring Sub-Total			45	38.11
CPA Safety Outcomes				
Incidence of Maltreatment	0.12%	No Substantiated Reports	10	10.00
Staff Training	76%	100%	4	4.00
Safety Sub-Total			14	14.00
CPA Permanency Outcomes				
Placement Stability	92%	94%	10	9.40
Sibling Contacts	8%	29%	5	1.45
Permanency Sub-Total			15	10.85
CPA Well-Being Outcomes				
EPSDT Medical Visits	84%	72%	4	2.88
EPSDT Dental Visits	83%	69%	4	2.76
Academic Supports	80%	64%	4	2.56
Provider ECEM Visits	91%	91%	7	6.37
Provider General Contacts	88%	86%	7	6.02
Well-Being Sub-Total			26	20.59

*Performance calculation descriptions can be found in the FY 2016 RBWO PBP Measurements and Standards Guide.

Monitoring & Outcomes: Possible Points = 100		Points Earned: 83.55	
Score Before Incentives Credit			83.55%
Incentives Awarded			7.79 pts
PBP Verification			N/A pts
Total Score			91.34%



DHS, DFCS, Office of Provider Management
Performance-Based Placement Measures
RBWO Provider GA+SCORECARD - CPA



Report Quarter: Q1 FY2016

Provider/Program Name: Benchmark Family Services, Inc - Columbus (5113) - CPA

# New Foster Homes During Quarter: 10		# Children in Care During Quarter: 78	# Placements During Quarter: 82	# Children in Care On Last Day: 73
CPA Incentive Credits	Avg Performance All CPAs (%)	Provider Performance (%)*	Possible Points (Weight)	Provider Points Earned
Early EPSDT Medical Visits		32%	2	0.64
Early EPSDT Dental Visits		28%	2	0.56
Permanency Contacts		35%	5	1.75
Additional Academic Supports		42%	2	0.84
Foster Hm Retention Rate (threshold = 90)		88%	2	0.00
Foster Hm Recruitment (threshold = 100)		200%	2	2.00
Active Agency Accreditation		50%	4	2.00
Staff Clinical Licensure		0%	5	0.00
Incentives Total	5.65		24	7.79
Maximum total combined incentive credit allowed is 10 points.			Incentives Awarded	7.79

*Performance calculation descriptions can be found in the FY 2016 RBWO PBP Measurements and Standards Guide.

Child Protective Services Investigations and Dispositions

The following investigations data, which is not used for scoring but is considered significant to a provider's performance, is from Georgia SHINES and is not considered final or complete until the end of the fiscal year.

Total Reports:	4
Number Screened In:	2
Number Screened Out:	2
Number Substantiated:	0
Number Unsubstantiated:	0
Number Active CPS Investigations:	2



DHS, DFCS, Office of Provider Management
Performance-Based Placement Measures
RBWO Provider GA+SCORECARD - CPA



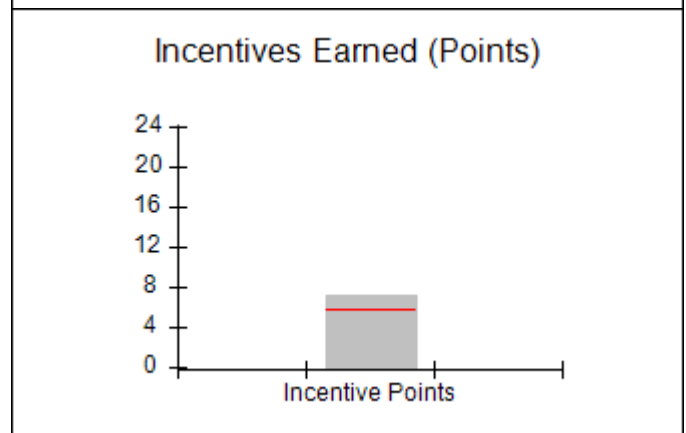
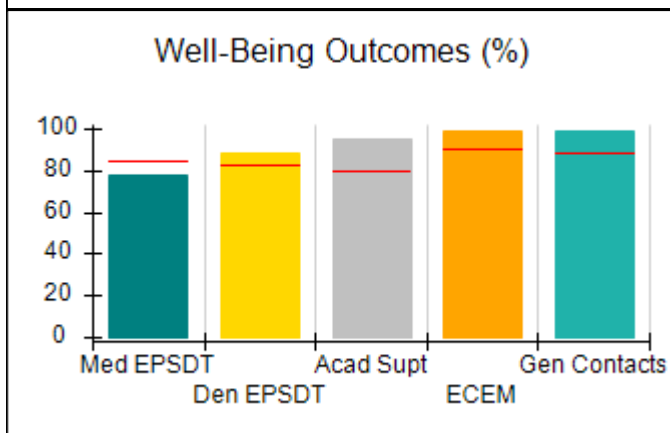
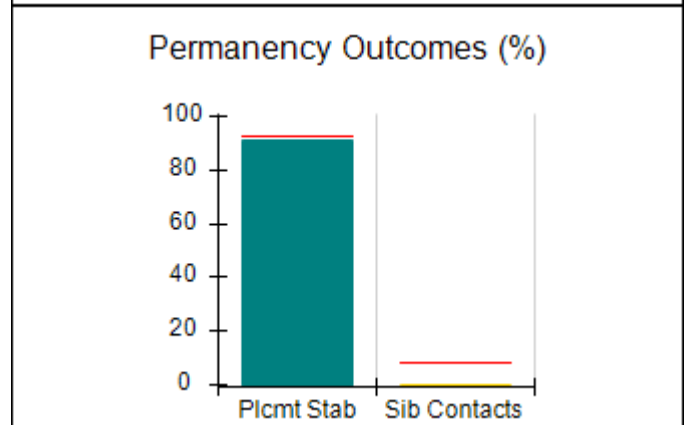
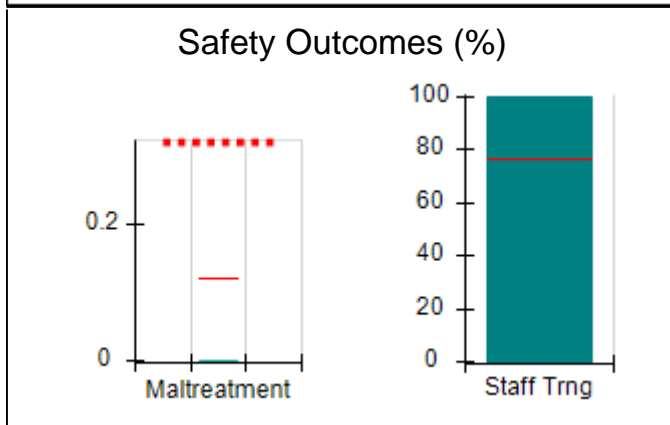
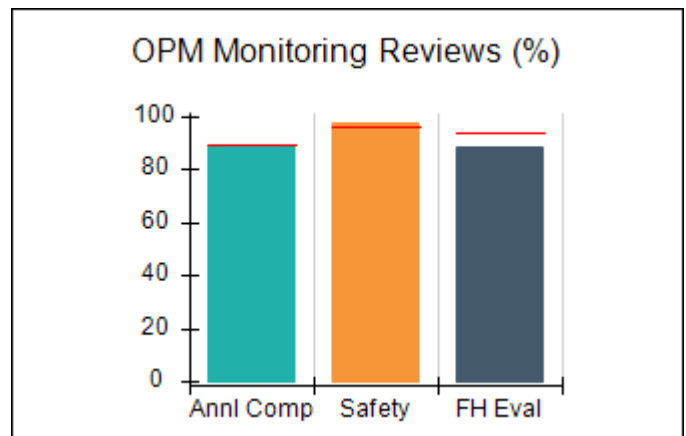
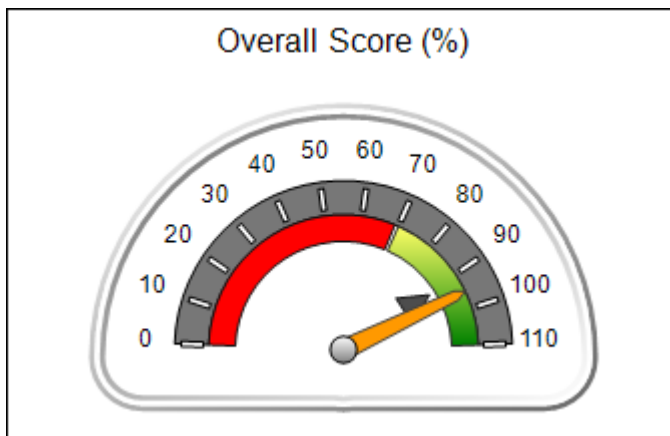
Report Quarter: Q1 FY2016

Provider/Program Name: Benchmark Family Services, Inc - Jonesboro (formerly Lifeway for Youth) (973) - CPA

9478 Winding Way Lane, Jonesboro, GA 30238 Phone: 770-210-8745 Vendor ID# 35445	Quarterly Scores (Grades)		Current Quarter Score (Grade)
	Q1: 95.26 (A)	Q2: 91.36 (A-)	95.26% (A)
	Q3: 88.66 (B+)	Q4: 86.92 (B)	
# New Foster Homes During Quarter: 8	# Children in Care During Quarter: 92	# Placements During Quarter: 94	# Children in Care On Last Day: 70
Quarterly Provider Comparisons to All CPAs			

■■■■■■■■ indicates MalTx Threshold

— indicates average for all CPAs





DHS, DFCS, Office of Provider Management
Performance-Based Placement Measures
RBWO Provider GA+SCORECARD - CPA



Report Quarter: Q1 FY2016

Provider/Program Name: Benchmark Family Services, Inc - Jonesboro (formerly Lifeway for Youth) (973) - CPA

9478 Winding Way Lane, Jonesboro, GA 30238 Phone: 770-210-8745 Vendor ID# 35445	Quarterly Scores (Grades)		Current Quarter Score (Grade)
	Q1: 95.26 (A)	Q2: 91.36 (A-)	95.26%
	Q3: 88.66 (B+)	Q4: 86.92 (B)	(A)

# New Foster Homes During Quarter: 8	# Children in Care During Quarter: 92	# Placements During Quarter: 94	# Children in Care On Last Day: 70
--------------------------------------	---------------------------------------	---------------------------------	------------------------------------

	Avg Performance All CPAs (%)	Provider Performance (%)*	Possible Points (Weight)	Provider Points Earned
--	-------------------------------------	----------------------------------	---------------------------------	-------------------------------

OPM Monitoring Reviews

Annual Comprehensive Reviews	89%	89%	25	22.25
Safety Reviews	96%	97%	10	9.71
Foster Home Evaluation Qualitative Reviews	93%	88%	10	8.82
Monitoring Sub-Total			45	40.78

CPA Safety Outcomes

Incidence of Maltreatment	0.12%	No Substantiated Reports	10	10.00
Staff Training	76%	100%	4	4.00
Safety Sub-Total			14	14.00

CPA Permanency Outcomes

Placement Stability	92%	91%	10	9.10
Sibling Contacts	8%	0%	5	0.00
Permanency Sub-Total			15	9.10

CPA Well-Being Outcomes

EPSDT Medical Visits	84%	78%	4	3.12
EPSDT Dental Visits	83%	88%	4	3.52
Academic Supports	80%	95%	4	3.80
Provider ECEM Visits	91%	99%	7	6.93
Provider General Contacts	88%	99%	7	6.93
Well-Being Sub-Total			26	24.30

*Performance calculation descriptions can be found in the FY 2016 RBWO PBP Measurements and Standards Guide.

Monitoring & Outcomes: Possible Points = 100		Points Earned: 88.18	
Score Before Incentives Credit		88.18%	
Incentives Awarded		7.08 pts	
PBP Verification		N/A pts	
Total Score		95.26%	



DHS, DFCS, Office of Provider Management
Performance-Based Placement Measures
RBWO Provider GA+SCORECARD - CPA



Report Quarter: Q1 FY2016

Provider/Program Name: Benchmark Family Services, Inc - Jonesboro (formerly Lifeway for Youth) (973) - CPA

# New Foster Homes During Quarter: 8		# Children in Care During Quarter: 92	# Placements During Quarter: 94	# Children in Care On Last Day: 70
CPA Incentive Credits	Avg Performance All CPAs (%)	Provider Performance (%)*	Possible Points (Weight)	Provider Points Earned
Early EPSDT Medical Visits		33%	2	0.66
Early EPSDT Dental Visits		29%	2	0.58
Permanency Contacts		0%	5	0.00
Additional Academic Supports		92%	2	1.84
Foster Hm Retention Rate (threshold = 90)		89%	2	0.00
Foster Hm Recruitment (threshold = 100)		200%	2	2.00
Active Agency Accreditation		50%	4	2.00
Staff Clinical Licensure		0%	5	0.00
Incentives Total	5.65		24	7.08
Maximum total combined incentive credit allowed is 10 points.			Incentives Awarded	7.08

*Performance calculation descriptions can be found in the FY 2016 RBWO PBP Measurements and Standards Guide.

Child Protective Services Investigations and Dispositions

The following investigations data, which is not used for scoring but is considered significant to a provider's performance, is from Georgia SHINES and is not considered final or complete until the end of the fiscal year.

Total Reports:	1
Number Screened In:	1
Number Screened Out:	0
Number Substantiated:	0
Number Unsubstantiated:	0
Number Active CPS Investigations:	1



DHS, DFCS, Office of Provider Management
Performance-Based Placement Measures
RBWO Provider GA+SCORECARD - CPA



Report Quarter: Q1 FY2016

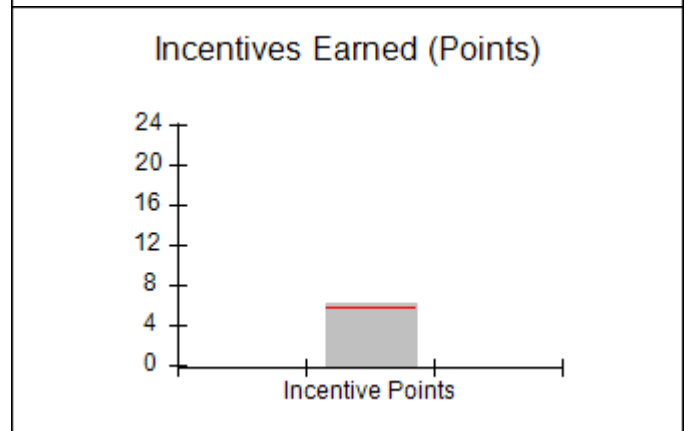
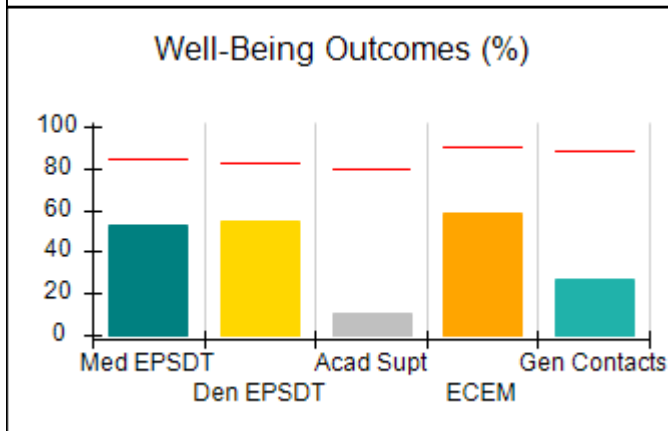
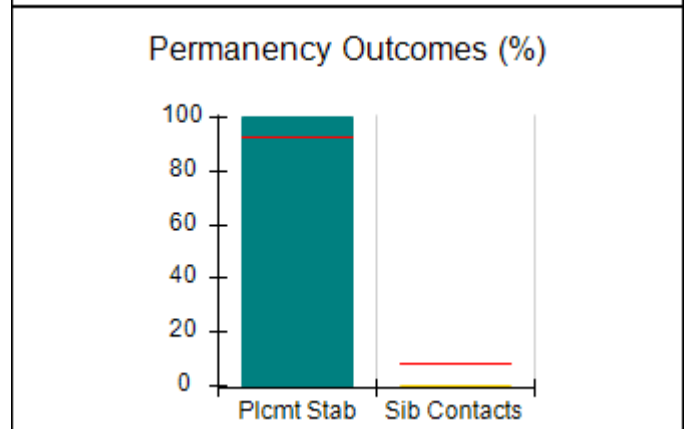
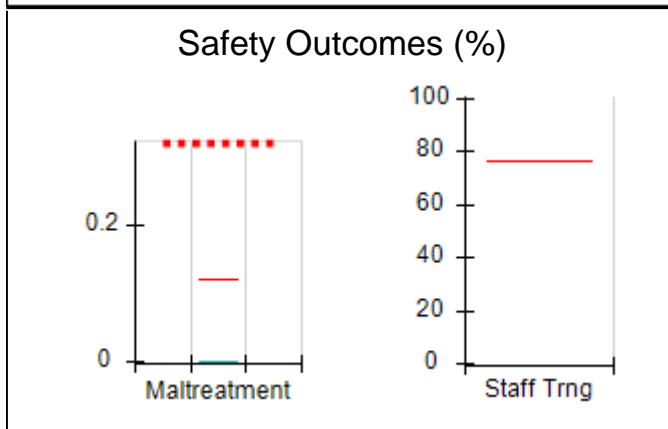
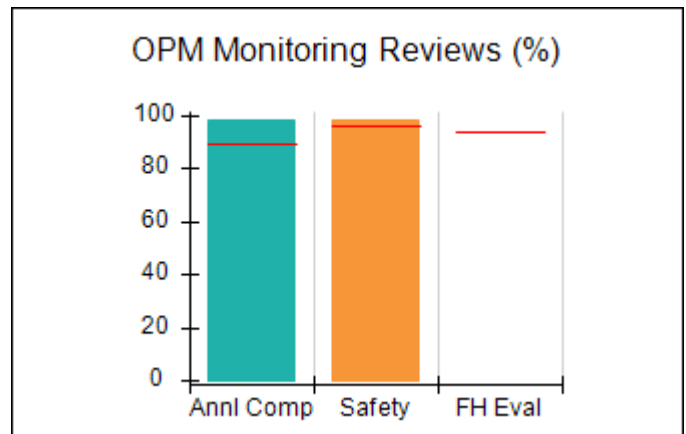
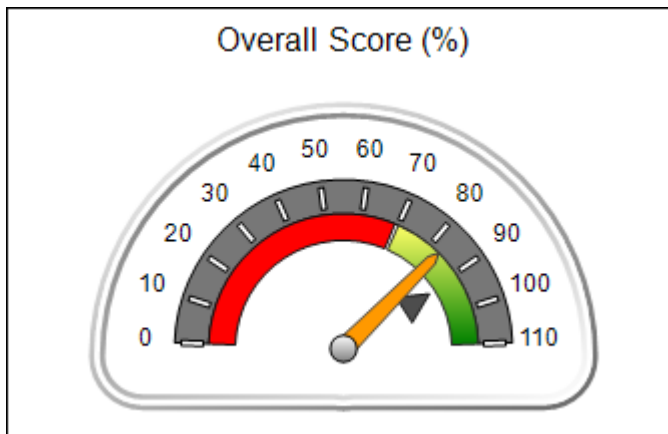
Provider/Program Name: Benchmark Family Services, Inc - Macon (5176) - CPA

4931 Riverside Drive, Macon, GA 31210 Phone: 770-210-8745 Vendor ID# 121138	Quarterly Scores (Grades)		Current Quarter Score (Grade)
	Q1: 83.07 (B-)	Q2: 67.30 (D+)	83.07% (B-)
	Q3: 76.71 (C)	Q4: 59.29 (F)	
# New Foster Homes During Quarter: 2	# Children in Care During Quarter: 19	# Placements During Quarter: 19	# Children in Care On Last Day: 18

Quarterly Provider Comparisons to All CPAs

■■■■■■■■ indicates MaITx Threshold

— indicates average for all CPAs





DHS, DFCS, Office of Provider Management
Performance-Based Placement Measures
RBWO Provider GA+SCORECARD - CPA



Report Quarter: Q1 FY2016

Provider/Program Name: Benchmark Family Services, Inc - Macon (5176) - CPA

4931 Riverside Drive, Macon, GA 31210 Phone: 770-210-8745 Vendor ID# 121138		Quarterly Scores (Grades)		Current Quarter Score (Grade)
		Q1: 83.07 (B-)	Q2: 67.30 (D+)	83.07%
		Q3: 76.71 (C)	Q4: 59.29 (F)	(B-)
# New Foster Homes During Quarter: 2		# Children in Care During Quarter: 19	# Placements During Quarter: 19	# Children in Care On Last Day: 18
	Avg Performance All CPAs (%)	Provider Performance (%)*	Possible Points (Weight)	Provider Points Earned
OPM Monitoring Reviews				
Annual Comprehensive Reviews	89%	98%	25	24.58
Safety Reviews	96%	98%	10	9.80
Foster Home Evaluation Qualitative Reviews	93%	Not Yet Conducted		
Monitoring Sub-Total			35	34.38
CPA Safety Outcomes				
Incidence of Maltreatment	0.12%	No Substantiated Reports	14	14.00
Staff Training	76%	Not Eligible		
Safety Sub-Total			14	14.00
CPA Permanency Outcomes				
Placement Stability	92%	100%	10	10.00
Sibling Contacts	8%	0%	5	0.00
Permanency Sub-Total			15	10.00
CPA Well-Being Outcomes				
EPSDT Medical Visits	84%	53%	4	2.12
EPSDT Dental Visits	83%	55%	4	2.20
Academic Supports	80%	11%	4	0.44
Provider ECEM Visits	91%	59%	7	4.13
Provider General Contacts	88%	27%	7	1.89
Well-Being Sub-Total			26	10.78

*Performance calculation descriptions can be found in the FY 2016 RBWO PBP Measurements and Standards Guide.

Monitoring & Outcomes: Possible Points = 90		Points Earned: 69.16	
Score Before Incentives Credit			76.85%
Incentives Awarded			6.22 pts
PBP Verification			N/A pts
Total Score			83.07%



DHS, DFCS, Office of Provider Management
Performance-Based Placement Measures
RBWO Provider GA+SCORECARD - CPA



Report Quarter: Q1 FY2016

Provider/Program Name: Benchmark Family Services, Inc - Macon (5176) - CPA

# New Foster Homes During Quarter: 2		# Children in Care During Quarter: 19	# Placements During Quarter: 19	# Children in Care On Last Day: 18
CPA Incentive Credits	Avg Performance All CPAs (%)	Provider Performance (%)*	Possible Points (Weight)	Provider Points Earned
Early EPSDT Medical Visits		0%	2	0.00
Early EPSDT Dental Visits		0%	2	0.00
Permanency Contacts		0%	5	0.00
Additional Academic Supports		11%	2	0.22
Foster Hm Retention Rate (threshold = 90)		100%	2	2.00
Foster Hm Recruitment (threshold = 100)		200%	2	2.00
Active Agency Accreditation		50%	4	2.00
Staff Clinical Licensure		0%	5	0.00
Incentives Total	5.65		24	6.22
Maximum total combined incentive credit allowed is 10 points.			Incentives Awarded	6.22

*Performance calculation descriptions can be found in the FY 2016 RBWO PBP Measurements and Standards Guide.

Child Protective Services Investigations and Dispositions

The following investigations data, which is not used for scoring but is considered significant to a provider's performance, is from Georgia SHINES and is not considered final or complete until the end of the fiscal year.

Total Reports:	0
Number Screened In:	0
Number Screened Out:	0
Number Substantiated:	0
Number Unsubstantiated:	0
Number Active CPS Investigations:	0



DHS, DFCS, Office of Provider Management
Performance-Based Placement Measures
RBWO Provider GA+SCORECARD - CPA



Report Quarter: Q1 FY2016

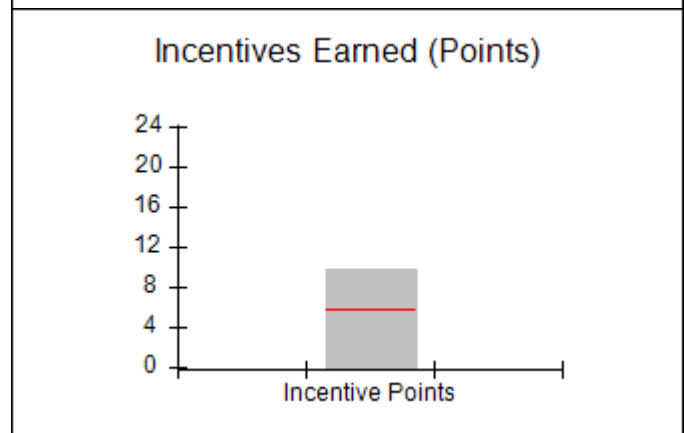
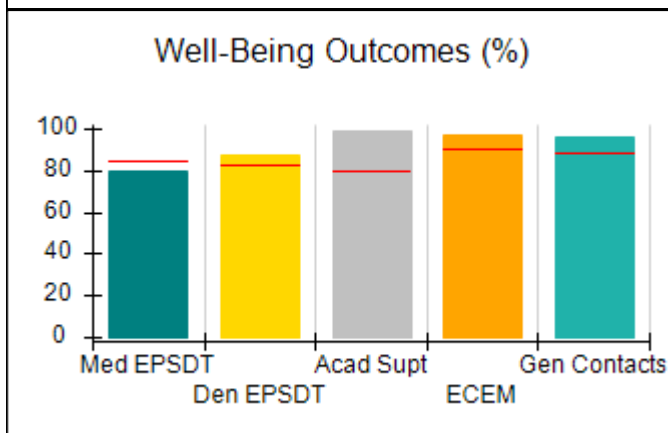
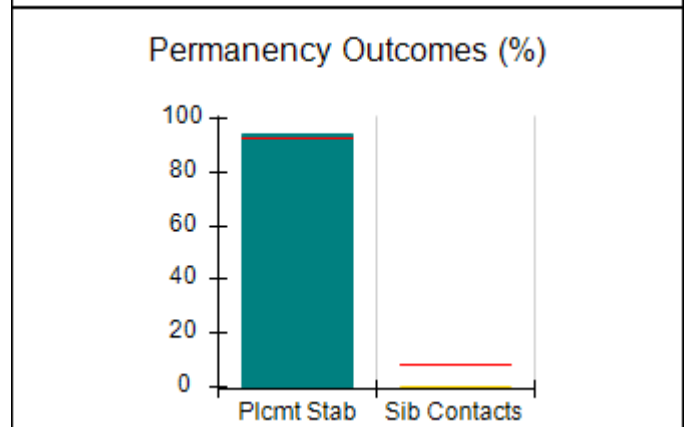
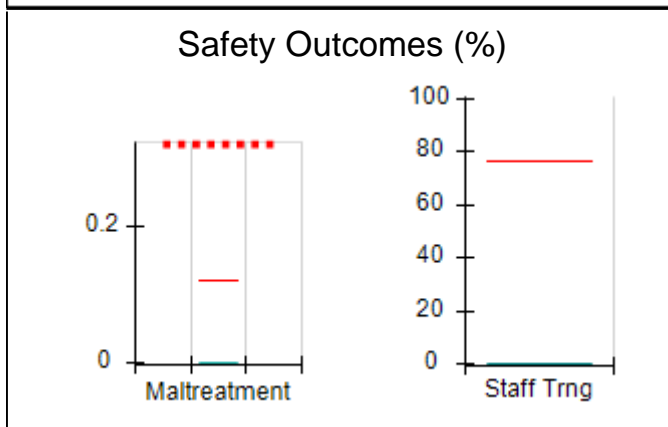
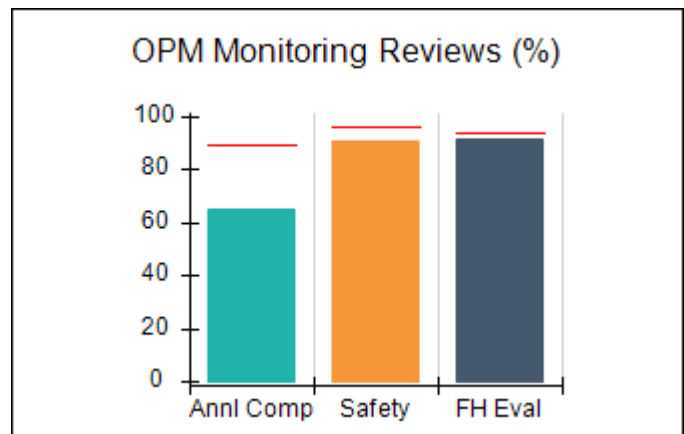
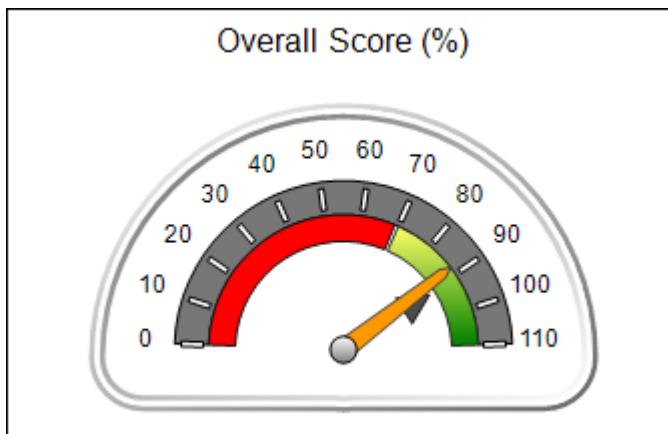
Provider/Program Name: Benchmark Family Services, Inc - Snellville/Lawrenceville (5112) - CPA

2820 Main Street, West, Snellville, GA 30238 Phone: 770-338-0800 Vendor ID# 99719	Quarterly Scores (Grades)		Current Quarter Score (Grade)
	Q1: 87.86 (B+)	Q2: 92.04 (A-)	87.86% (B+)
	Q3: 88.49 (B+)	Q4: 71.92 (C-)	
# New Foster Homes During Quarter: 8	# Children in Care During Quarter: 111	# Placements During Quarter: 117	# Children in Care On Last Day: 92

Quarterly Provider Comparisons to All CPAs

■■■■■■■■ indicates MalTx Threshold

— indicates average for all CPAs





DHS, DFCS, Office of Provider Management
Performance-Based Placement Measures
RBWO Provider GA+SCORECARD - CPA



Report Quarter: Q1 FY2016

Provider/Program Name: Benchmark Family Services, Inc - Snellville/Lawrenceville (5112) - CPA

2820 Main Street, West, Snellville, GA 30238		Quarterly Scores (Grades)		Current Quarter Score (Grade)
Phone: 770-338-0800		Q1: 87.86 (B+)	Q2: 92.04 (A-)	87.86%
Vendor ID# 99719		Q3: 88.49 (B+)	Q4: 71.92 (C-)	(B+)
# New Foster Homes During Quarter: 8		# Children in Care During Quarter: 111	# Placements During Quarter: 117	# Children in Care On Last Day: 92
	Avg Performance All CPAs (%)	Provider Performance (%)*	Possible Points (Weight)	Provider Points Earned
OPM Monitoring Reviews				
Annual Comprehensive Reviews	89%	65%	25	16.24
Safety Reviews	96%	91%	10	9.09
Foster Home Evaluation Qualitative Reviews	93%	91%	10	9.14
Monitoring Sub-Total			45	34.47
CPA Safety Outcomes				
Incidence of Maltreatment	0.12%	No Substantiated Reports	10	10.00
Staff Training	76%	0%	4	0.00
Safety Sub-Total			14	10.00
CPA Permanency Outcomes				
Placement Stability	92%	94%	10	9.40
Sibling Contacts	8%	0%	5	0.00
Permanency Sub-Total			15	9.40
CPA Well-Being Outcomes				
EPSDT Medical Visits	84%	80%	4	3.20
EPSDT Dental Visits	83%	87%	4	3.48
Academic Supports	80%	99%	4	3.96
Provider ECEM Visits	91%	97%	7	6.79
Provider General Contacts	88%	96%	7	6.72
Well-Being Sub-Total			26	24.15

*Performance calculation descriptions can be found in the FY 2016 RBWO PBP Measurements and Standards Guide.

Monitoring & Outcomes: Possible Points = 100		Points Earned: 78.02	
Score Before Incentives Credit		78.02%	
Incentives Awarded		9.84 pts	
PBP Verification		N/A pts	
Total Score		87.86%	



DHS, DFCS, Office of Provider Management
Performance-Based Placement Measures
RBWO Provider GA+SCORECARD - CPA



Report Quarter: Q1 FY2016

Provider/Program Name: Benchmark Family Services, Inc - Snellville/Lawrenceville (5112) - CPA

# New Foster Homes During Quarter: 8		# Children in Care During Quarter: 111	# Placements During Quarter: 117	# Children in Care On Last Day: 92
CPA Incentive Credits	Avg Performance All CPAs (%)	Provider Performance (%)*	Possible Points (Weight)	Provider Points Earned
Early EPSDT Medical Visits		33%	2	0.66
Early EPSDT Dental Visits		60%	2	1.20
Permanency Contacts		0%	5	0.00
Additional Academic Supports		99%	2	1.98
Foster Hm Retention Rate (threshold = 90)		94%	2	2.00
Foster Hm Recruitment (threshold = 100)		175%	2	2.00
Active Agency Accreditation		50%	4	2.00
Staff Clinical Licensure		0%	5	0.00
Incentives Total	5.65		24	9.84
Maximum total combined incentive credit allowed is 10 points.			Incentives Awarded	9.84

*Performance calculation descriptions can be found in the FY 2016 RBWO PBP Measurements and Standards Guide.

Child Protective Services Investigations and Dispositions

The following investigations data, which is not used for scoring but is considered significant to a provider's performance, is from Georgia SHINES and is not considered final or complete until the end of the fiscal year.

Total Reports:	3
Number Screened In:	2
Number Screened Out:	1
Number Substantiated:	0
Number Unsubstantiated:	3
Number Active CPS Investigations:	-1



DHS, DFCS, Office of Provider Management
Performance-Based Placement Measures
RBWO Provider GA+SCORECARD - CPA



Report Quarter: Q1 FY2016

Provider/Program Name: Bethany Christian Services - Atlanta (573) - CPA

6645 Peachtree Dunwoody Road, NE, Atlanta, GA 30328

Phone: 770-455-7111

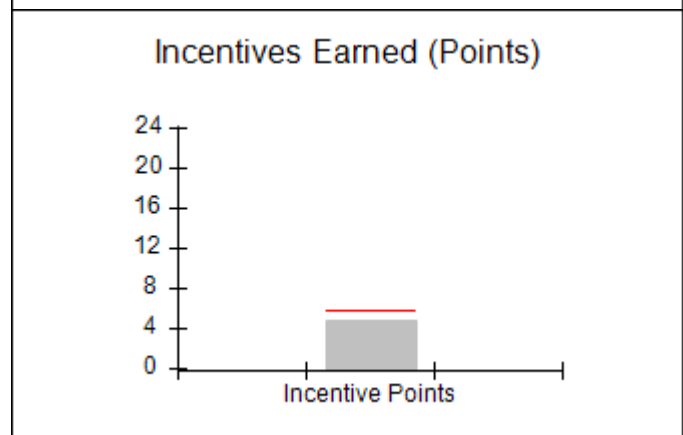
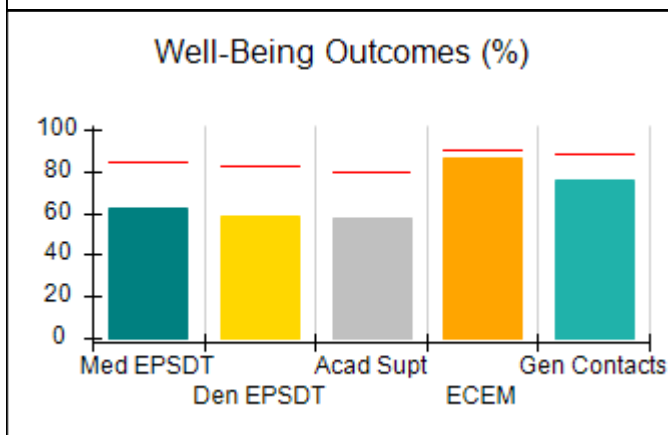
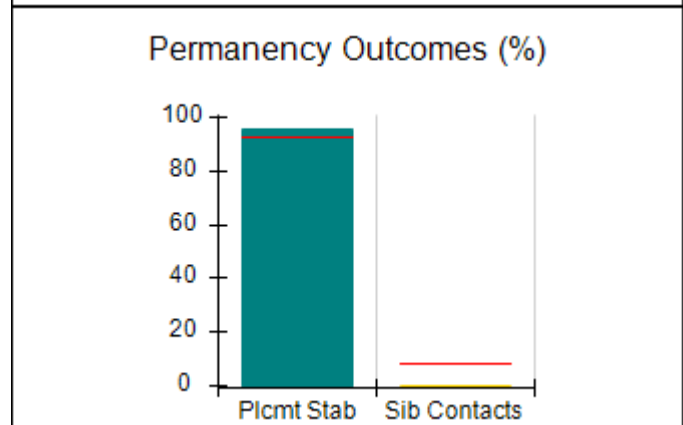
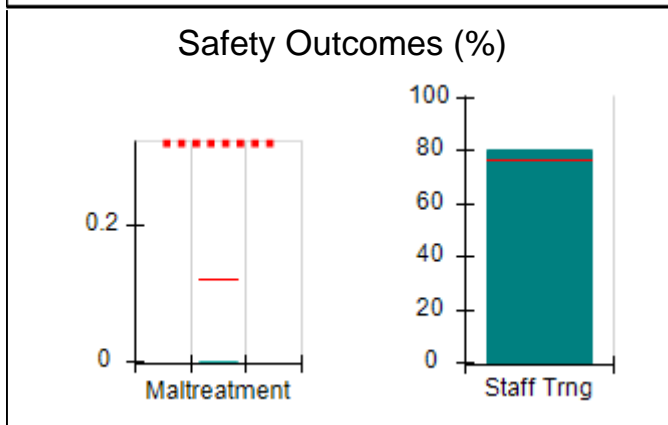
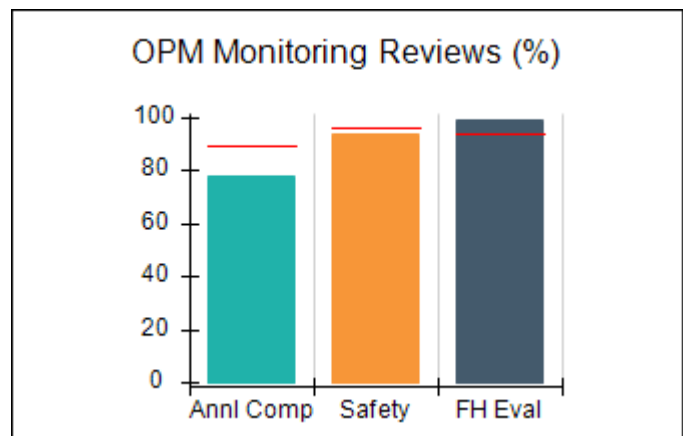
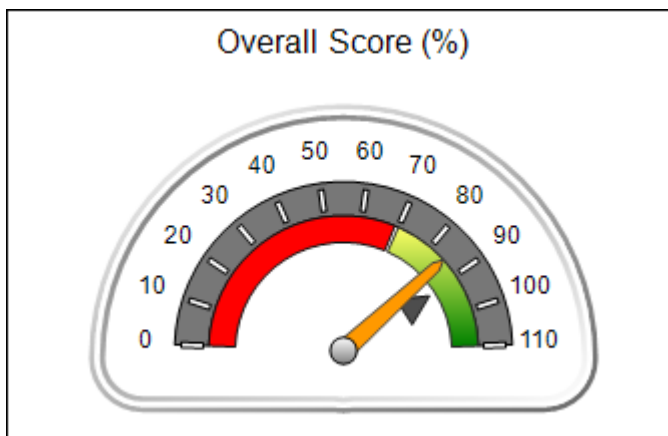
Vendor ID# 35249

6645 Peachtree Dunwoody Road, NE, Atlanta, GA 30328 Phone: 770-455-7111 Vendor ID# 35249	Quarterly Scores (Grades)		Current Quarter Score (Grade)
	Q1: 84.87 (B)	Q2: 89.93 (B+)	84.87% (B)
	Q3: 89.92 (B+)	Q4: 87.09 (B+)	
# New Foster Homes During Quarter: 3	# Children in Care During Quarter: 99	# Placements During Quarter: 101	# Children in Care On Last Day: 86

Quarterly Provider Comparisons to All CPAs

■■■■■■■■ indicates MalTx Threshold

— indicates average for all CPAs





DHS, DFCS, Office of Provider Management
Performance-Based Placement Measures
RBWO Provider GA+SCORECARD - CPA
Report Quarter: Q1 FY2016



Provider/Program Name: Bethany Christian Services - Atlanta (573) - CPA

6645 Peachtree Dunwoody Road, NE, Atlanta, GA 30328

Phone: 770-455-7111

Vendor ID# 35249

Quarterly Scores (Grades)		Current Quarter Score (Grade)
Q1: 84.87 (B)	Q2: 89.93 (B+)	84.87% (B)
Q3: 89.92 (B+)	Q4: 87.09 (B+)	

# New Foster Homes During Quarter: 3	# Children in Care During Quarter: 99	# Placements During Quarter: 101	# Children in Care On Last Day: 86
--------------------------------------	---------------------------------------	----------------------------------	------------------------------------

	Avg Performance All CPAs (%)	Provider Performance (%)*	Possible Points (Weight)	Provider Points Earned
--	------------------------------	---------------------------	--------------------------	------------------------

OPM Monitoring Reviews

Annual Comprehensive Reviews	89%	78%	25	19.50
Safety Reviews	96%	94%	10	9.35
Foster Home Evaluation Qualitative Reviews	93%	99%	10	9.90
Monitoring Sub-Total			45	38.75

CPA Safety Outcomes

Incidence of Maltreatment	0.12%	No Substantiated Reports	10	10.00
Staff Training	76%	80%	4	3.20
Safety Sub-Total			14	13.20

CPA Permanency Outcomes

Placement Stability	92%	96%	10	9.60
Sibling Contacts	8%	0%	5	0.00
Permanency Sub-Total			15	9.60

CPA Well-Being Outcomes

EPSDT Medical Visits	84%	62%	4	2.48
EPSDT Dental Visits	83%	59%	4	2.36
Academic Supports	80%	58%	4	2.32
Provider ECEM Visits	91%	86%	7	6.02
Provider General Contacts	88%	76%	7	5.32
Well-Being Sub-Total			26	18.50

*Performance calculation descriptions can be found in the FY 2016 RBWO PBP Measurements and Standards Guide.

Monitoring & Outcomes: Possible Points = 100	Points Earned: 80.05
Score Before Incentives Credit	80.05%
Incentives Awarded	4.82 pts
PBP Verification	N/A pts
Total Score	84.87%



DHS, DFCS, Office of Provider Management
Performance-Based Placement Measures
RBWO Provider GA+SCORECARD - CPA



Report Quarter: Q1 FY2016

Provider/Program Name: Bethany Christian Services - Atlanta (573) - CPA

# New Foster Homes During Quarter: 3		# Children in Care During Quarter: 99	# Placements During Quarter: 101	# Children in Care On Last Day: 86
CPA Incentive Credits	Avg Performance All CPAs (%)	Provider Performance (%)*	Possible Points (Weight)	Provider Points Earned
Early EPSDT Medical Visits		30%	2	0.60
Early EPSDT Dental Visits		26%	2	0.52
Permanency Contacts		4%	5	0.20
Additional Academic Supports		0%	2	0.00
Foster Hm Retention Rate (threshold = 90)		81%	2	0.00
Foster Hm Recruitment (threshold = 100)		375%	2	2.00
Active Agency Accreditation		0%	4	0.00
Staff Clinical Licensure		30%	5	1.50
Incentives Total	5.65		24	4.82
Maximum total combined incentive credit allowed is 10 points.			Incentives Awarded	4.82

*Performance calculation descriptions can be found in the FY 2016 RBWO PBP Measurements and Standards Guide.

Child Protective Services Investigations and Dispositions

The following investigations data, which is not used for scoring but is considered significant to a provider's performance, is from Georgia SHINES and is not considered final or complete until the end of the fiscal year.

Total Reports:	1
Number Screened In:	0
Number Screened Out:	1
Number Substantiated:	0
Number Unsubstantiated:	0
Number Active CPS Investigations:	0



DHS, DFCS, Office of Provider Management
Performance-Based Placement Measures
RBWO Provider GA+SCORECARD - CPA



Report Quarter: Q1 FY2016

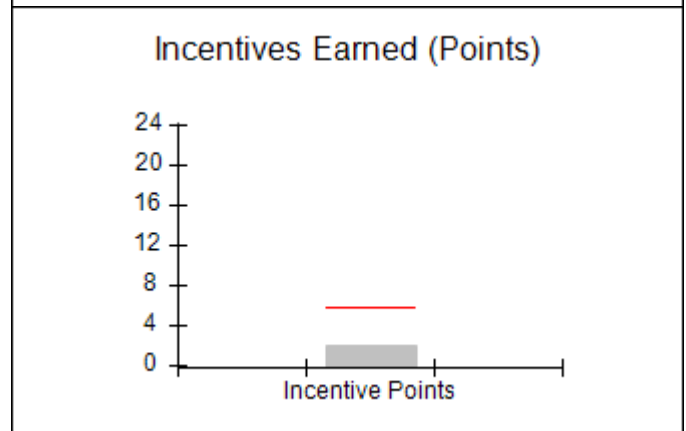
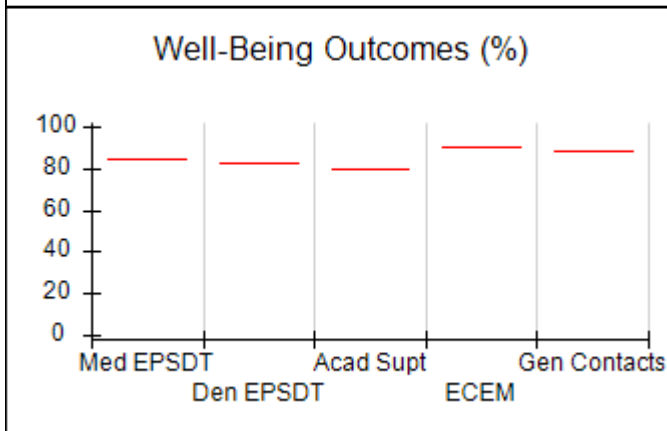
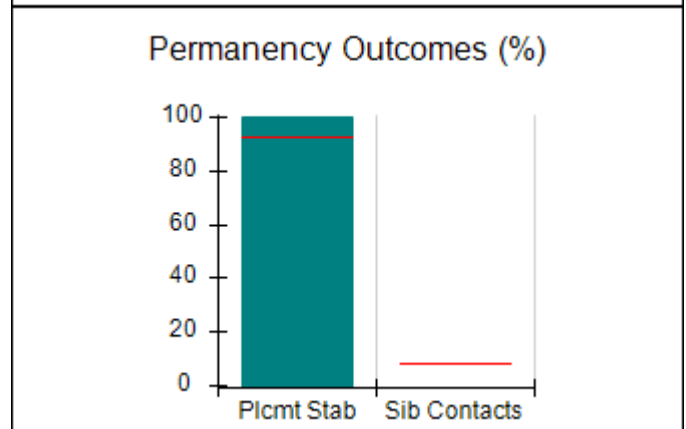
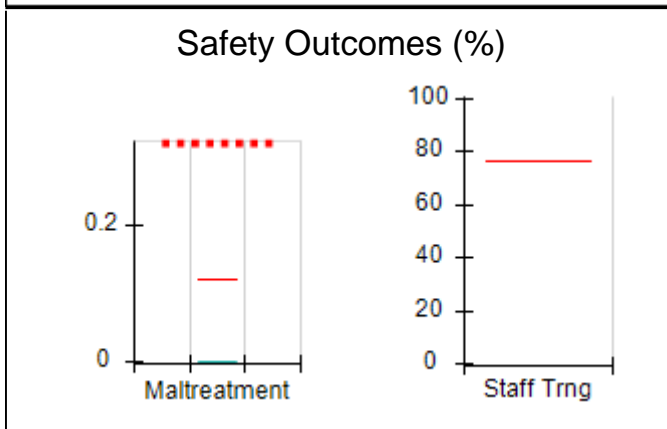
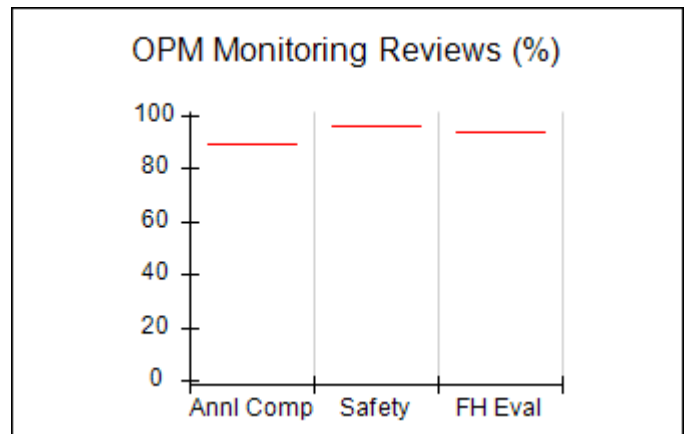
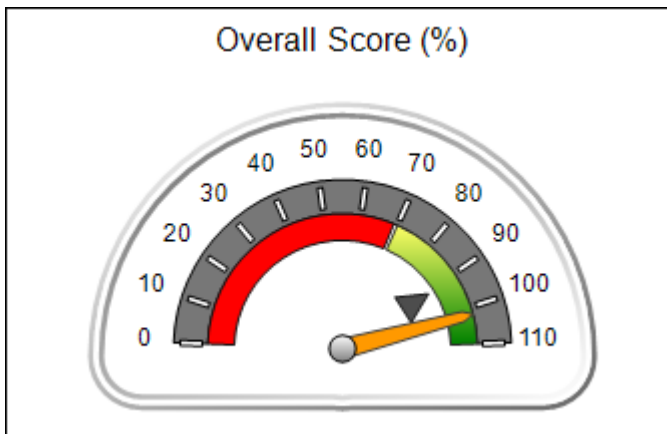
Provider/Program Name: Bethany Christian Services - Bogart (5215) - CPA

188 Ben Burton Circle, Bogart, GA 30622 Phone: 770-274-3412 Vendor ID# 135987	Quarterly Scores (Grades)		Current Quarter Score (Grade)
	Q1: 102.00 (A+)	Q2: 51.87 (F)	102.00% (A+)
	Q3: 46.59 (F)	Q4: 56.84 (F)	
# New Foster Homes During Quarter: 7	# Children in Care During Quarter: 2	# Placements During Quarter: 2	# Children in Care On Last Day: 3

Quarterly Provider Comparisons to All CPAs

■■■■■■■■ indicates MalTx Threshold

— indicates average for all CPAs





DHS, DFCS, Office of Provider Management
Performance-Based Placement Measures
RBWO Provider GA+SCORECARD - CPA



Report Quarter: Q1 FY2016

Provider/Program Name: Bethany Christian Services - Bogart (5215) - CPA

188 Ben Burton Circle, Bogart, GA 30622 Phone: 770-274-3412 Vendor ID# 135987		Quarterly Scores (Grades)		Current Quarter Score (Grade)
		Q1: 102.00 (A+)	Q2: 51.87 (F)	102.00%
		Q3: 46.59 (F)	Q4: 56.84 (F)	(A+)
# New Foster Homes During Quarter: 7		# Children in Care During Quarter: 2	# Placements During Quarter: 2	# Children in Care On Last Day: 3
	Avg Performance All CPAs (%)	Provider Performance (%)*	Possible Points (Weight)	Provider Points Earned
OPM Monitoring Reviews				
Annual Comprehensive Reviews	89%	Not Yet Conducted		
Safety Reviews	96%	Not Yet Conducted		
Foster Home Evaluation Qualitative Reviews	93%	Not Yet Conducted		
Monitoring Sub-Total				0.00
CPA Safety Outcomes				
Incidence of Maltreatment	0.12%	No Substantiated Reports	14	14.00
Staff Training	76%	Not Eligible		
Safety Sub-Total			14	14.00
CPA Permanency Outcomes				
Placement Stability	92%	100%	15	15.00
Sibling Contacts	8%	None Planned		
Permanency Sub-Total			15	15.00
CPA Well-Being Outcomes				
EPSDT Medical Visits	84%	Not Eligible		
EPSDT Dental Visits	83%	Not Eligible		
Academic Supports	80%	Not Eligible		
Provider ECEM Visits	91%	Not Eligible		
Provider General Contacts	88%	Not Eligible		
Well-Being Sub-Total			N/A	

*Performance calculation descriptions can be found in the FY 2016 RBWO PBP Measurements and Standards Guide.

Monitoring & Outcomes: Possible Points = 29		Points Earned: 29.00	
Score Before Incentives Credit			100.00%
Incentives Awarded			2.00 pts
PBP Verification			N/A pts
Total Score			102.00%



DHS, DFCS, Office of Provider Management
Performance-Based Placement Measures
RBWO Provider GA+SCORECARD - CPA



Report Quarter: Q1 FY2016

Provider/Program Name: Bethany Christian Services - Bogart (5215) - CPA

# New Foster Homes During Quarter: 7		# Children in Care During Quarter: 2	# Placements During Quarter: 2	# Children in Care On Last Day: 3
CPA Incentive Credits	Avg Performance All CPAs (%)	Provider Performance (%)*	Possible Points (Weight)	Provider Points Earned
Early EPSDT Medical Visits		Not Eligible	2	
Early EPSDT Dental Visits		Not Eligible	2	
Permanency Contacts		None Planned	5	
Additional Academic Supports		Not Eligible	2	
Foster Hm Retention Rate (threshold = 90)		Not Eligible	2	0.00
Foster Hm Recruitment (threshold = 100)		700%	2	2.00
Active Agency Accreditation		0%	4	0.00
Staff Clinical Licensure		0%	5	0.00
Incentives Total	5.65		24	2.00
Maximum total combined incentive credit allowed is 10 points.			Incentives Awarded	2.00

*Performance calculation descriptions can be found in the FY 2016 RBWO PBP Measurements and Standards Guide.

Child Protective Services Investigations and Dispositions

The following investigations data, which is not used for scoring but is considered significant to a provider's performance, is from Georgia SHINES and is not considered final or complete until the end of the fiscal year.

Total Reports:	0
Number Screened In:	0
Number Screened Out:	0
Number Substantiated:	0
Number Unsubstantiated:	0
Number Active CPS Investigations:	0



DHS, DFCS, Office of Provider Management
Performance-Based Placement Measures
RBWO Provider GA+SCORECARD - CPA



Report Quarter: Q1 FY2016

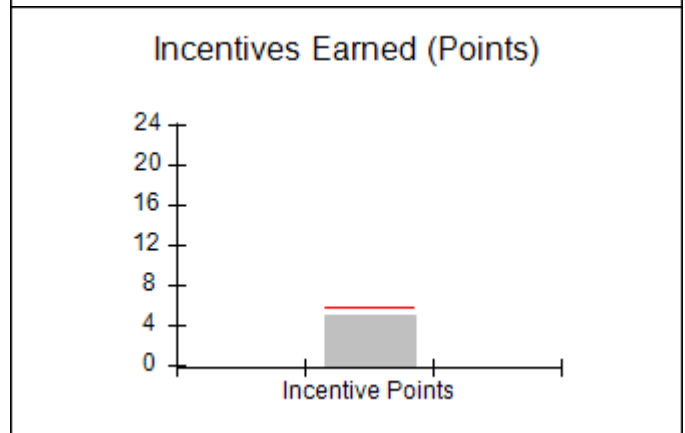
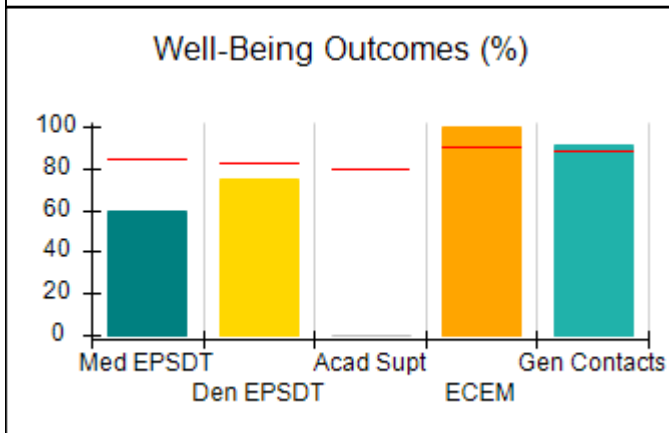
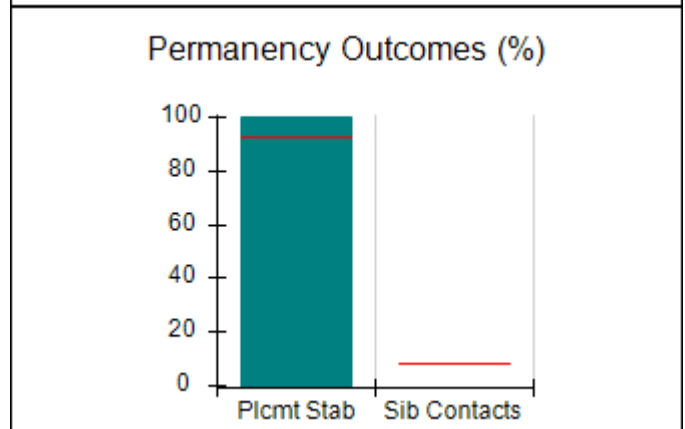
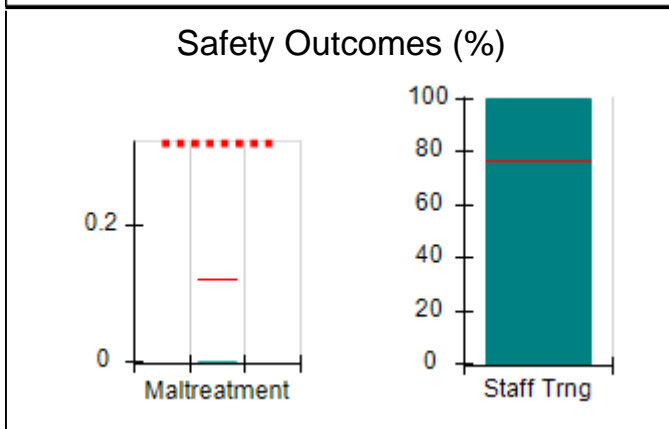
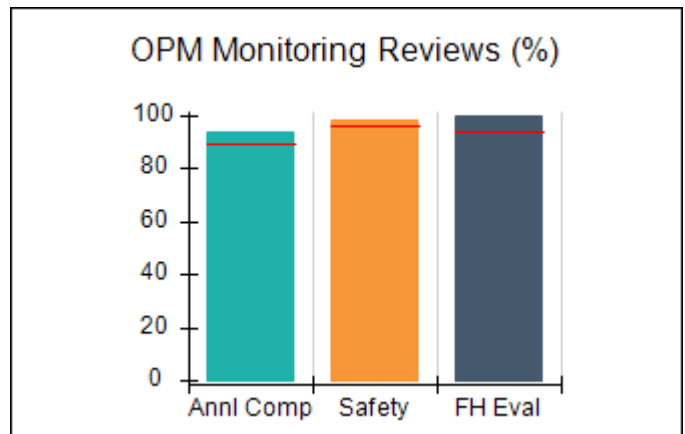
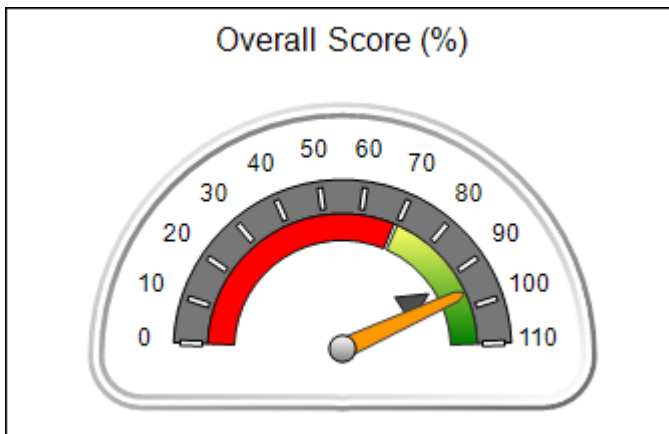
Provider/Program Name: Bethany Christian Services - Columbus (574) - CPA

3127 Tower Road, Columbus, GA 31909 Phone: 706-576-5766 Vendor ID# 35248	Quarterly Scores (Grades)		Current Quarter Score (Grade)
	Q1: 95.92 (A)	Q2: 89.19 (B+)	95.92%
	Q3: 91.10 (A-)	Q4: 81.70 (B-)	(A)
# New Foster Homes During Quarter: 0	# Children in Care During Quarter: 8	# Placements During Quarter: 8	# Children in Care On Last Day: 3

Quarterly Provider Comparisons to All CPAs

■■■■■■■■ indicates MaITx Threshold

— indicates average for all CPAs





DHS, DFCS, Office of Provider Management
Performance-Based Placement Measures
RBWO Provider GA+SCORECARD - CPA



Report Quarter: Q1 FY2016

Provider/Program Name: Bethany Christian Services - Columbus (574) - CPA

3127 Tower Road, Columbus, GA 31909 Phone: 706-576-5766 Vendor ID# 35248		Quarterly Scores (Grades)		Current Quarter Score (Grade)
		Q1: 95.92 (A)	Q2: 89.19 (B+)	95.92% (A)
		Q3: 91.10 (A-)	Q4: 81.70 (B-)	
# New Foster Homes During Quarter: 0		# Children in Care During Quarter: 8	# Placements During Quarter: 8	# Children in Care On Last Day: 3
	Avg Performance All CPAs (%)	Provider Performance (%)*	Possible Points (Weight)	Provider Points Earned
OPM Monitoring Reviews				
Annual Comprehensive Reviews	89%	93%	25	23.33
Safety Reviews	96%	98%	10	9.81
Foster Home Evaluation Qualitative Reviews	93%	100%	10	9.97
Monitoring Sub-Total			45	43.11
CPA Safety Outcomes				
Incidence of Maltreatment	0.12%	No Substantiated Reports	10	10.00
Staff Training	76%	100%	4	4.00
Safety Sub-Total			14	14.00
CPA Permanency Outcomes				
Placement Stability	92%	100%	15	15.00
Sibling Contacts	8%	None Planned		
Permanency Sub-Total			15	15.00
CPA Well-Being Outcomes				
EPSDT Medical Visits	84%	60%	4	2.40
EPSDT Dental Visits	83%	75%	4	3.00
Academic Supports	80%	0%	4	0.00
Provider ECEM Visits	91%	100%	7	7.00
Provider General Contacts	88%	91%	7	6.37
Well-Being Sub-Total			26	18.77

*Performance calculation descriptions can be found in the FY 2016 RBWO PBP Measurements and Standards Guide.

Monitoring & Outcomes: Possible Points = 100		Points Earned: 90.88	
Score Before Incentives Credit			90.88%
Incentives Awarded			5.04 pts
PBP Verification			N/A pts
Total Score			95.92%



DHS, DFCS, Office of Provider Management
Performance-Based Placement Measures
RBWO Provider GA+SCORECARD - CPA



Report Quarter: Q1 FY2016

Provider/Program Name: Bethany Christian Services - Columbus (574) - CPA

# New Foster Homes During Quarter: 0		# Children in Care During Quarter: 8	# Placements During Quarter: 8	# Children in Care On Last Day: 3
CPA Incentive Credits	Avg Performance All CPAs (%)	Provider Performance (%)*	Possible Points (Weight)	Provider Points Earned
Early EPSDT Medical Visits		60%	2	1.20
Early EPSDT Dental Visits		67%	2	1.34
Permanency Contacts		None Planned	5	
Additional Academic Supports		0%	2	0.00
Foster Hm Retention Rate (threshold = 90)		100%	2	2.00
Foster Hm Recruitment (threshold = 100)		0%	2	0.00
Active Agency Accreditation		0%	4	0.00
Staff Clinical Licensure		10%	5	0.50
Incentives Total	5.65		24	5.04
Maximum total combined incentive credit allowed is 10 points.			Incentives Awarded	5.04

*Performance calculation descriptions can be found in the FY 2016 RBWO PBP Measurements and Standards Guide.

Child Protective Services Investigations and Dispositions

The following investigations data, which is not used for scoring but is considered significant to a provider's performance, is from Georgia SHINES and is not considered final or complete until the end of the fiscal year.

Total Reports:	0
Number Screened In:	0
Number Screened Out:	0
Number Substantiated:	0
Number Unsubstantiated:	0
Number Active CPS Investigations:	0



DHS, DFCS, Office of Provider Management
Performance-Based Placement Measures
RBWO Provider GA+SCORECARD - CPA



Report Quarter: Q1 FY2016

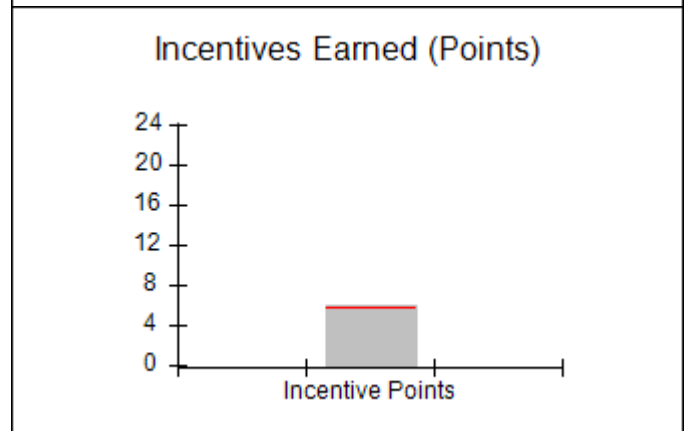
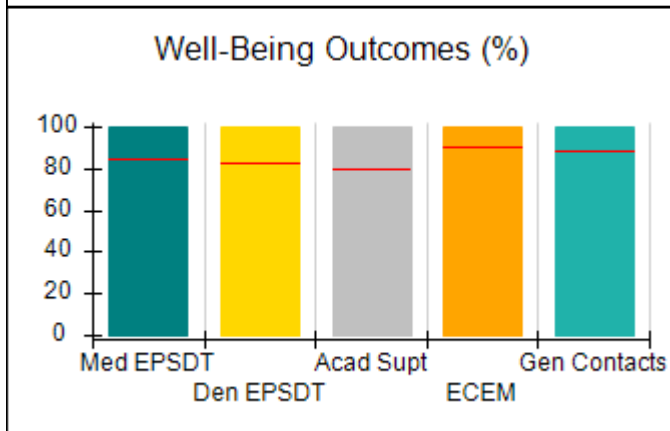
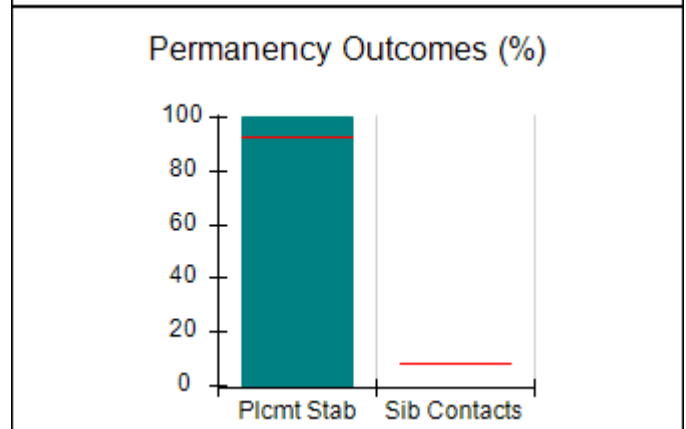
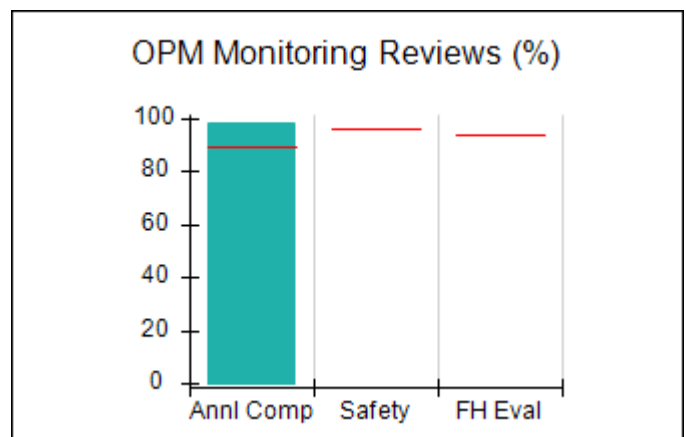
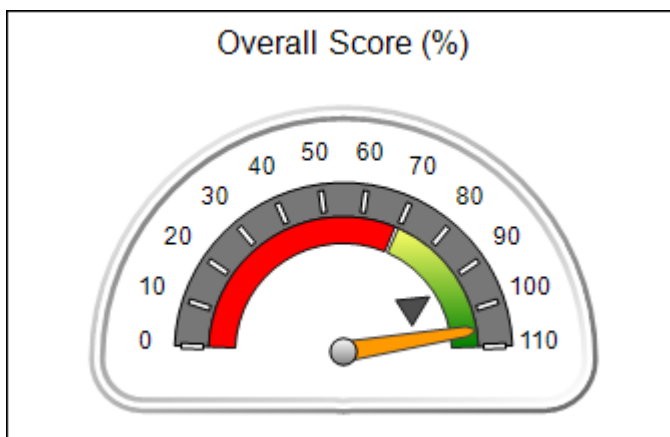
Provider/Program Name: Bloom Our Youth - (5208) - CPA

150 Marquis Dr, Fayetteville, GA 30214 Phone: 770-460-6652 Vendor ID# 133541	Quarterly Scores (Grades)		Current Quarter Score (Grade)
	Q1: 105.48 (A+)	Q2: 104.67 (A+)	105.48% (A+)
	Q3: 104.43 (A+)	Q4: 101.88 (A+)	
# New Foster Homes During Quarter: 7	# Children in Care During Quarter: 5	# Placements During Quarter: 5	# Children in Care On Last Day: 5

Quarterly Provider Comparisons to All CPAs

■■■■■■■■ indicates MaITx Threshold

— indicates average for all CPAs





DHS, DFCS, Office of Provider Management
Performance-Based Placement Measures
RBWO Provider GA+SCORECARD - CPA



Report Quarter: Q1 FY2016

Provider/Program Name: Bloom Our Youth - (5208) - CPA

150 Marquis Dr, Fayetteville, GA 30214 Phone: 770-460-6652 Vendor ID# 133541		Quarterly Scores (Grades)		Current Quarter Score (Grade)
		Q1: 105.48 (A+)	Q2: 104.67 (A+)	105.48% (A+)
		Q3: 104.43 (A+)	Q4: 101.88 (A+)	
# New Foster Homes During Quarter: 7		# Children in Care During Quarter: 5	# Placements During Quarter: 5	# Children in Care On Last Day: 5
	Avg Performance All CPAs (%)	Provider Performance (%)*	Possible Points (Weight)	Provider Points Earned
OPM Monitoring Reviews				
Annual Comprehensive Reviews	89%	98%	25	24.58
Safety Reviews	96%	Not Yet Conducted		
Foster Home Evaluation Qualitative Reviews	93%	Not Yet Conducted		
Monitoring Sub-Total			25	24.58
CPA Safety Outcomes				
Incidence of Maltreatment	0.12%	No Substantiated Reports	10	10.00
Staff Training	76%	100%	4	4.00
Safety Sub-Total			14	14.00
CPA Permanency Outcomes				
Placement Stability	92%	100%	15	15.00
Sibling Contacts	8%	None Planned		
Permanency Sub-Total			15	15.00
CPA Well-Being Outcomes				
EPSDT Medical Visits	84%	100%	4	4.00
EPSDT Dental Visits	83%	100%	4	4.00
Academic Supports	80%	100%	4	4.00
Provider ECEM Visits	91%	100%	7	7.00
Provider General Contacts	88%	100%	7	7.00
Well-Being Sub-Total			26	26.00

*Performance calculation descriptions can be found in the FY 2016 RBWO PBP Measurements and Standards Guide.

Monitoring & Outcomes: Possible Points = 80		Points Earned: 79.58	
Score Before Incentives Credit			99.48%
Incentives Awarded			6.00 pts
PBP Verification			N/A pts
Total Score			105.48%



DHS, DFCS, Office of Provider Management
Performance-Based Placement Measures
RBWO Provider GA+SCORECARD - CPA



Report Quarter: Q1 FY2016

Provider/Program Name: Bloom Our Youth - (5208) - CPA

# New Foster Homes During Quarter: 7		# Children in Care During Quarter: 5	# Placements During Quarter: 5	# Children in Care On Last Day: 5
CPA Incentive Credits	Avg Performance All CPAs (%)	Provider Performance (%)*	Possible Points (Weight)	Provider Points Earned
Early EPSDT Medical Visits		Not Eligible	2	
Early EPSDT Dental Visits		100%	2	2.00
Permanency Contacts		None Planned	5	
Additional Academic Supports		100%	2	2.00
Foster Hm Retention Rate (threshold = 90)		Not Eligible	2	0.00
Foster Hm Recruitment (threshold = 100)		600%	2	2.00
Active Agency Accreditation		0%	4	0.00
Staff Clinical Licensure		0%	5	0.00
Incentives Total	5.65		24	6.00
Maximum total combined incentive credit allowed is 10 points.			Incentives Awarded	6.00

*Performance calculation descriptions can be found in the FY 2016 RBWO PBP Measurements and Standards Guide.

Child Protective Services Investigations and Dispositions

The following investigations data, which is not used for scoring but is considered significant to a provider's performance, is from Georgia SHINES and is not considered final or complete until the end of the fiscal year.

Total Reports:	0
Number Screened In:	0
Number Screened Out:	0
Number Substantiated:	0
Number Unsubstantiated:	0
Number Active CPS Investigations:	0



DHS, DFCS, Office of Provider Management
Performance-Based Placement Measures
RBWO Provider GA+SCORECARD - CPA



Report Quarter: Q1 FY2016

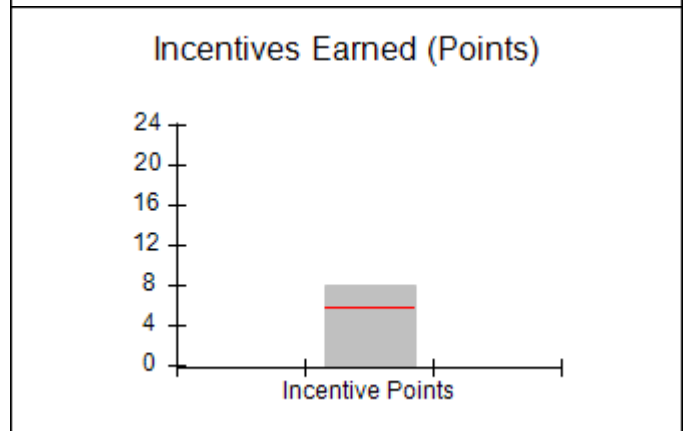
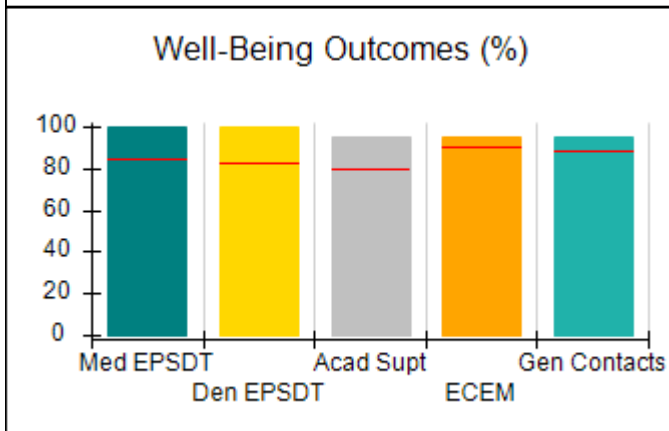
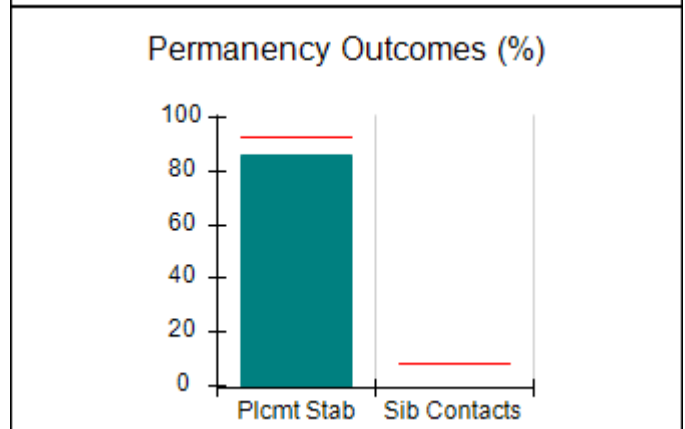
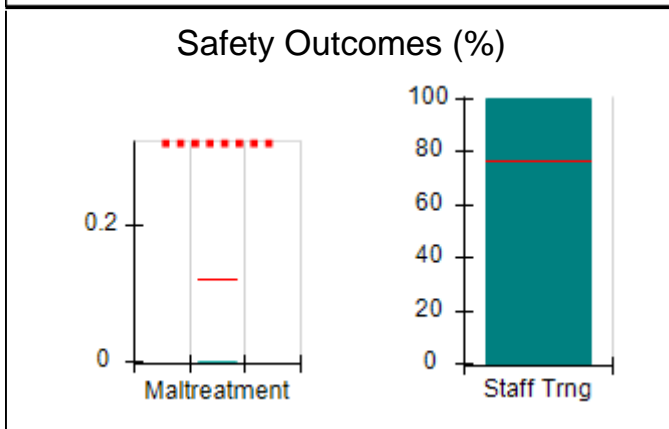
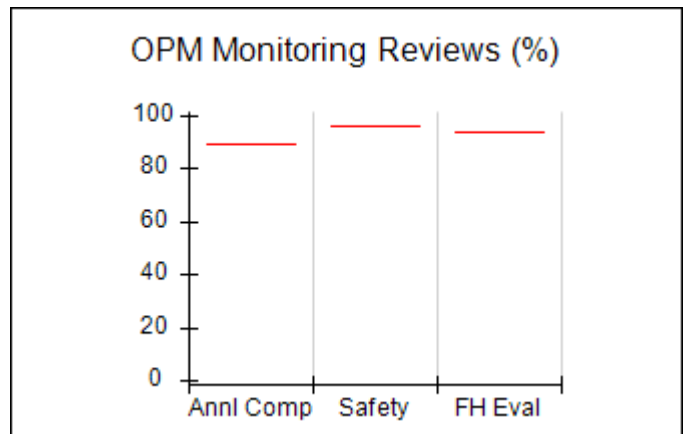
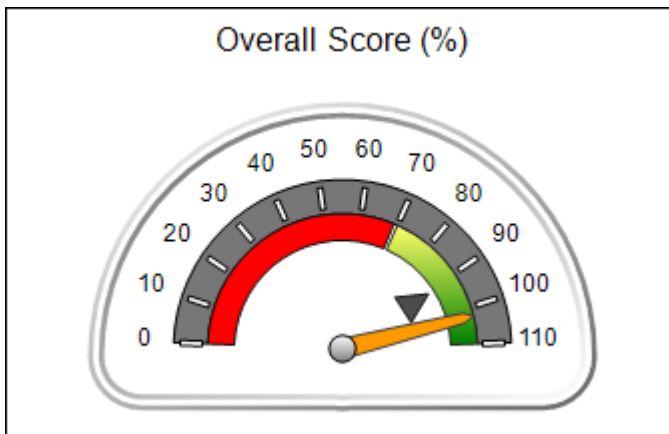
Provider/Program Name: Care4All Children Services, Inc. - College Park (5206) - CPA

1651 Phoenix Blvd., College Park, GA 30349 Phone: 678-719-9677 Vendor ID# 133468	Quarterly Scores (Grades)		Current Quarter Score (Grade)
	Q1: 102.45 (A+)	Q2: 94.06 (A)	102.45% (A+)
	Q3: 101.64 (A+)	Q4: 99.83 (A+)	
# New Foster Homes During Quarter: 6	# Children in Care During Quarter: 14	# Placements During Quarter: 14	# Children in Care On Last Day: 10

Quarterly Provider Comparisons to All CPAs

■■■■■■■■ indicates MaITx Threshold

— indicates average for all CPAs





DHS, DFCS, Office of Provider Management
Performance-Based Placement Measures
RBWO Provider GA+SCORECARD - CPA



Report Quarter: Q1 FY2016

Provider/Program Name: Care4All Children Services, Inc. - College Park (5206) - CPA				
1651 Phoenix Blvd., College Park, GA 30349 Phone: 678-719-9677 Vendor ID# 133468		Quarterly Scores (Grades)		Current Quarter Score (Grade)
		Q1: 102.45 (A+)	Q2: 94.06 (A)	102.45%
		Q3: 101.64 (A+)	Q4: 99.83 (A+)	(A+)
# New Foster Homes During Quarter: 6		# Children in Care During Quarter: 14	# Placements During Quarter: 14	# Children in Care On Last Day: 10
	Avg Performance All CPAs (%)	Provider Performance (%)*	Possible Points (Weight)	Provider Points Earned
OPM Monitoring Reviews				
Annual Comprehensive Reviews	89%	Not Yet Conducted		
Safety Reviews	96%	Not Yet Conducted		
Foster Home Evaluation Qualitative Reviews	93%	Not Yet Conducted		
Monitoring Sub-Total				0.00
CPA Safety Outcomes				
Incidence of Maltreatment	0.12%	No Substantiated Reports	10	10.00
Staff Training	76%	100%	4	4.00
Safety Sub-Total			14	14.00
CPA Permanency Outcomes				
Placement Stability	92%	86%	15	12.90
Sibling Contacts	8%	None Planned		
Permanency Sub-Total			15	12.90
CPA Well-Being Outcomes				
EPSDT Medical Visits	84%	100%	4	4.00
EPSDT Dental Visits	83%	100%	4	4.00
Academic Supports	80%	95%	4	3.80
Provider ECEM Visits	91%	95%	7	6.65
Provider General Contacts	88%	95%	7	6.65
Well-Being Sub-Total			26	25.10
*Performance calculation descriptions can be found in the FY 2016 RBWO PBP Measurements and Standards Guide.				
Monitoring & Outcomes: Possible Points = 55			Points Earned: 52.00	
Score Before Incentives Credit			94.55%	
Incentives Awarded			7.90 pts	
PBP Verification			N/A pts	
Total Score			102.45%	



DHS, DFCS, Office of Provider Management
Performance-Based Placement Measures
RBWO Provider GA+SCORECARD - CPA



Report Quarter: Q1 FY2016

Provider/Program Name: Care4All Children Services, Inc. - College Park (5206) - CPA

# New Foster Homes During Quarter: 6		# Children in Care During Quarter: 14	# Placements During Quarter: 14	# Children in Care On Last Day: 10
CPA Incentive Credits	Avg Performance All CPAs (%)	Provider Performance (%)*	Possible Points (Weight)	Provider Points Earned
Early EPSDT Medical Visits		100%	2	2.00
Early EPSDT Dental Visits		100%	2	2.00
Permanency Contacts		None Planned	5	
Additional Academic Supports		95%	2	1.90
Foster Hm Retention Rate (threshold = 90)		Not Eligible	2	0.00
Foster Hm Recruitment (threshold = 100)		500%	2	2.00
Active Agency Accreditation		0%	4	0.00
Staff Clinical Licensure		0%	5	0.00
Incentives Total	5.65		24	7.90
Maximum total combined incentive credit allowed is 10 points.			Incentives Awarded	7.90

*Performance calculation descriptions can be found in the FY 2016 RBWO PBP Measurements and Standards Guide.

Child Protective Services Investigations and Dispositions

The following investigations data, which is not used for scoring but is considered significant to a provider's performance, is from Georgia SHINES and is not considered final or complete until the end of the fiscal year.

Total Reports:	0
Number Screened In:	0
Number Screened Out:	0
Number Substantiated:	0
Number Unsubstantiated:	0
Number Active CPS Investigations:	0



DHS, DFCS, Office of Provider Management
Performance-Based Placement Measures
RBWO Provider GA+SCORECARD - CPA



Report Quarter: Q1 FY2016

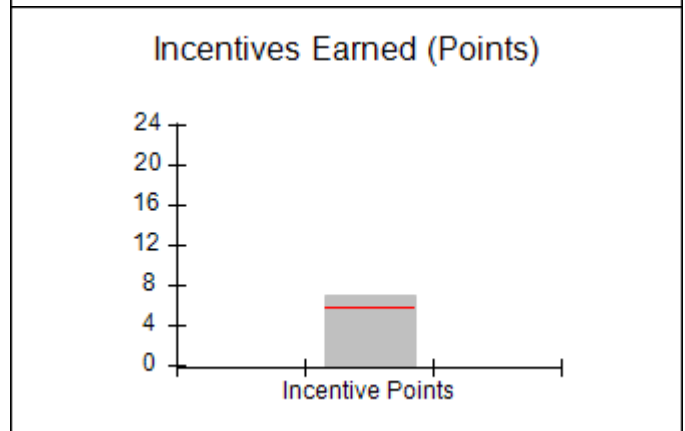
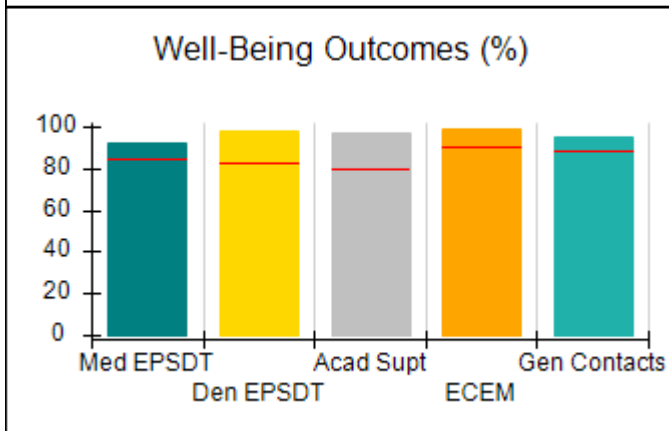
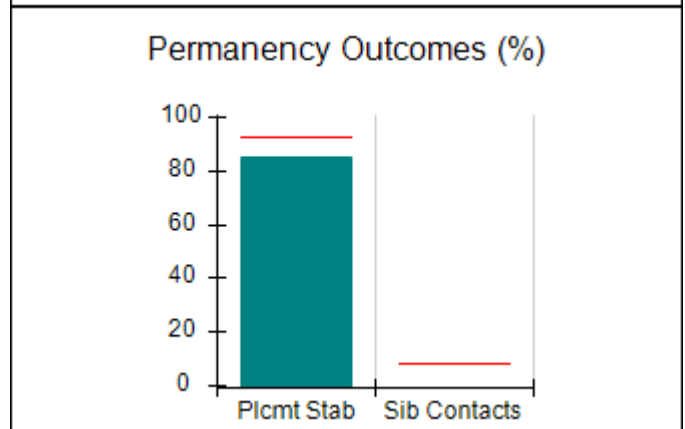
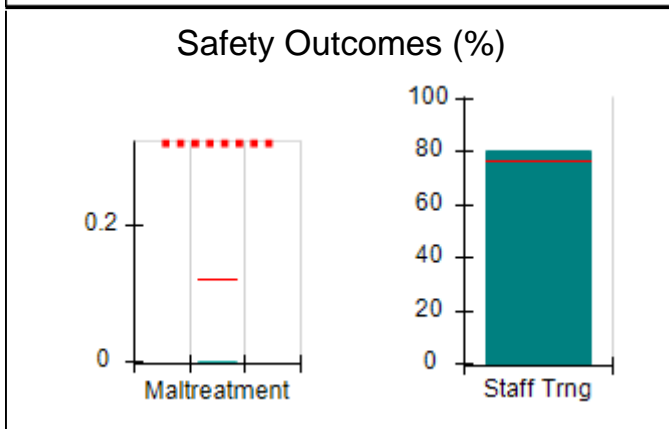
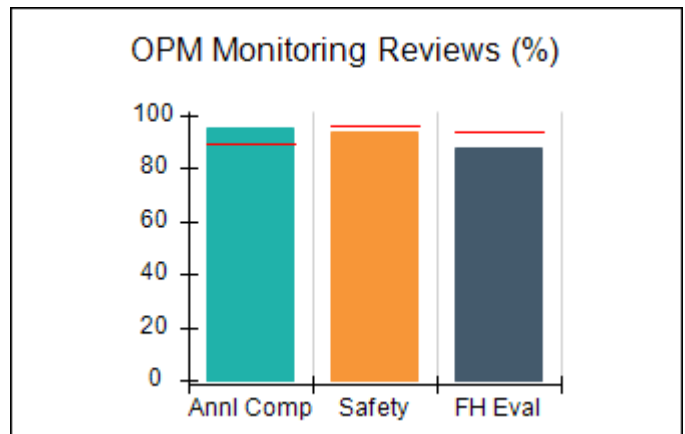
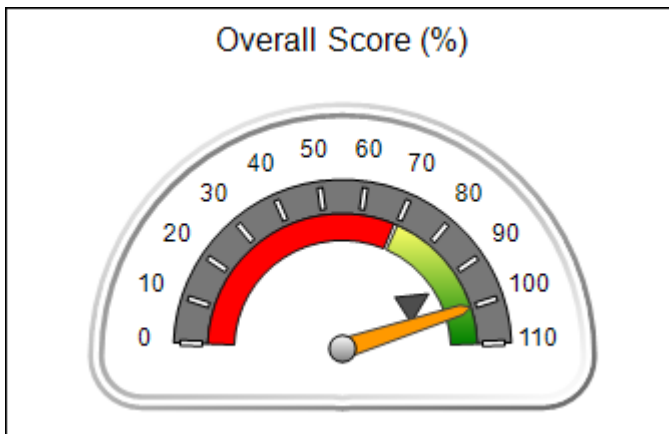
Provider/Program Name: Care4All Children Services, Inc. - Lawrenceville (5147) - CPA

896 Legacy Park Dr, Lawrenceville, GA 30043 Phone: 678-719-9677 Vendor ID# 115381	Quarterly Scores (Grades)		Current Quarter Score (Grade)
	Q1: 100.01 (A+)	Q2: 99.39 (A+)	100.01% (A+)
	Q3: 92.43 (A-)	Q4: 93.80 (A-)	
# New Foster Homes During Quarter: 5	# Children in Care During Quarter: 68	# Placements During Quarter: 73	# Children in Care On Last Day: 52

Quarterly Provider Comparisons to All CPAs

■■■■■■■■ indicates MalTx Threshold

— indicates average for all CPAs





DHS, DFCS, Office of Provider Management
Performance-Based Placement Measures
RBWO Provider GA+SCORECARD - CPA
Report Quarter: Q1 FY2016



Provider/Program Name: Care4All Children Services, Inc. - Lawrenceville (5147) - CPA

896 Legacy Park Dr, Lawrenceville, GA 30043 Phone: 678-719-9677 Vendor ID# 115381		Quarterly Scores (Grades)		Current Quarter Score (Grade)
		Q1: 100.01 (A+)	Q2: 99.39 (A+)	100.01% (A+)
		Q3: 92.43 (A-)	Q4: 93.80 (A-)	
# New Foster Homes During Quarter: 5		# Children in Care During Quarter: 68	# Placements During Quarter: 73	# Children in Care On Last Day: 52
	Avg Performance All CPAs (%)	Provider Performance (%)*	Possible Points (Weight)	Provider Points Earned
OPM Monitoring Reviews				
Annual Comprehensive Reviews	89%	95%	25	23.83
Safety Reviews	96%	93%	10	9.34
Foster Home Evaluation Qualitative Reviews	93%	88%	10	8.79
Monitoring Sub-Total			45	41.96
CPA Safety Outcomes				
Incidence of Maltreatment	0.12%	No Substantiated Reports	10	10.00
Staff Training	76%	80%	4	3.20
Safety Sub-Total			14	13.20
CPA Permanency Outcomes				
Placement Stability	92%	85%	15	12.75
Sibling Contacts	8%	None Planned		
Permanency Sub-Total			15	12.75
CPA Well-Being Outcomes				
EPSDT Medical Visits	84%	92%	4	3.68
EPSDT Dental Visits	83%	98%	4	3.92
Academic Supports	80%	97%	4	3.88
Provider ECEM Visits	91%	99%	7	6.93
Provider General Contacts	88%	95%	7	6.65
Well-Being Sub-Total			26	25.06

*Performance calculation descriptions can be found in the FY 2016 RBWO PBP Measurements and Standards Guide.

Monitoring & Outcomes: Possible Points = 100		Points Earned: 92.97	
Score Before Incentives Credit			92.97%
Incentives Awarded			7.04 pts
PBP Verification			N/A pts
Total Score			100.01%



DHS, DFCS, Office of Provider Management
Performance-Based Placement Measures
RBWO Provider GA+SCORECARD - CPA



Report Quarter: Q1 FY2016

Provider/Program Name: Care4All Children Services, Inc. - Lawrenceville (5147) - CPA

# New Foster Homes During Quarter: 5		# Children in Care During Quarter: 68	# Placements During Quarter: 73	# Children in Care On Last Day: 52
CPA Incentive Credits	Avg Performance All CPAs (%)	Provider Performance (%)*	Possible Points (Weight)	Provider Points Earned
Early EPSDT Medical Visits		62%	2	1.24
Early EPSDT Dental Visits		94%	2	1.88
Permanency Contacts		None Planned	5	
Additional Academic Supports		96%	2	1.92
Foster Hm Retention Rate (threshold = 90)		71%	2	0.00
Foster Hm Recruitment (threshold = 100)		133%	2	2.00
Active Agency Accreditation		0%	4	0.00
Staff Clinical Licensure		0%	5	0.00
Incentives Total	5.65		24	7.04
Maximum total combined incentive credit allowed is 10 points.			Incentives Awarded	7.04

*Performance calculation descriptions can be found in the FY 2016 RBWO PBP Measurements and Standards Guide.

Child Protective Services Investigations and Dispositions

The following investigations data, which is not used for scoring but is considered significant to a provider's performance, is from Georgia SHINES and is not considered final or complete until the end of the fiscal year.

Total Reports:	2
Number Screened In:	0
Number Screened Out:	2
Number Substantiated:	0
Number Unsubstantiated:	0
Number Active CPS Investigations:	0



DHS, DFCS, Office of Provider Management
Performance-Based Placement Measures
RBWO Provider GA+SCORECARD - CPA



Report Quarter: Q1 FY2016

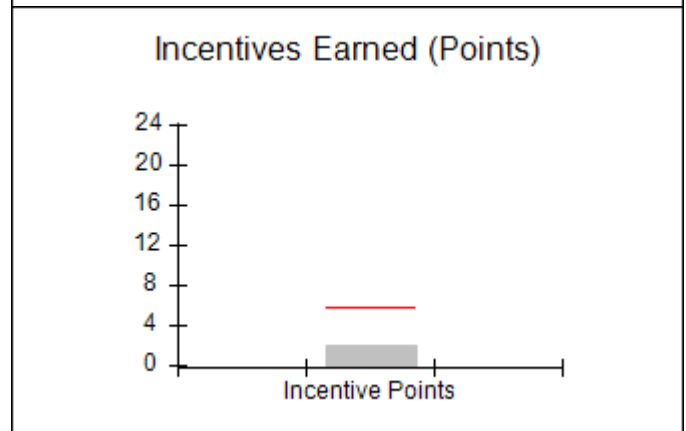
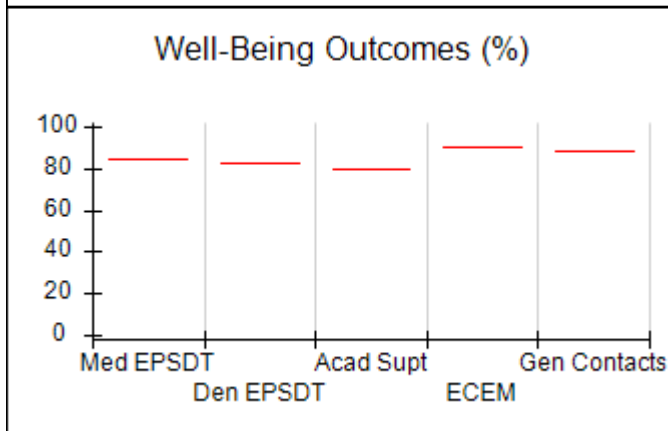
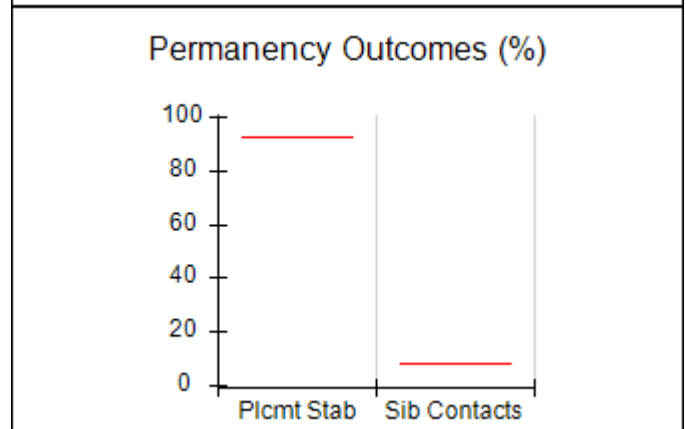
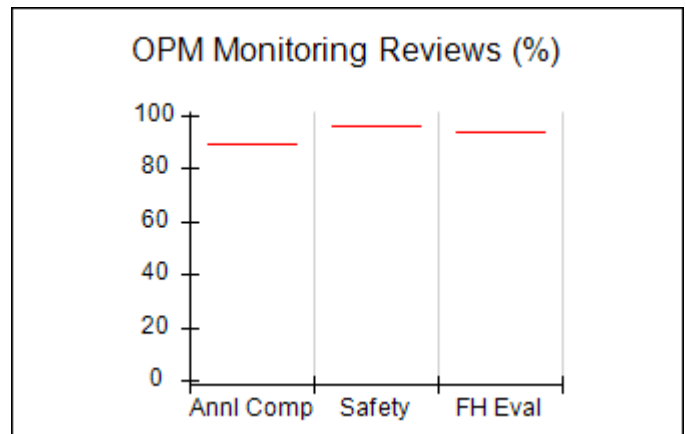
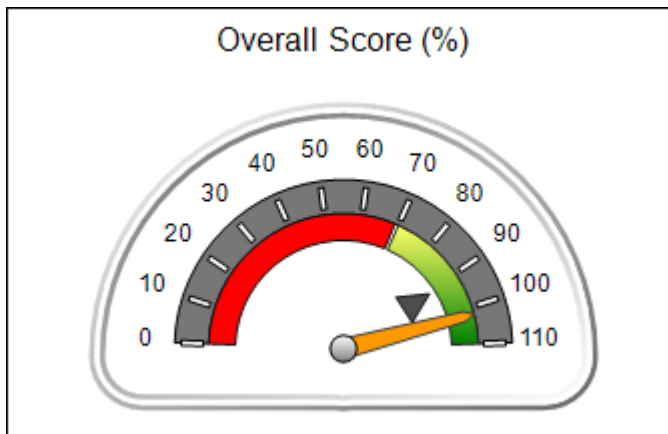
Provider/Program Name: Centerstone of Tennessee - (5203) - CPA

206 West Hawthorne Street, Dalton, GA 37208 Phone: 706-618-7784 Vendor ID# 132186	Quarterly Scores (Grades)		Current Quarter Score (Grade)
	Q1: 102.00 (A+)	Q2: 102.00 (A+)	102.00% (A+)
	Q3: 102.00 (A+)	Q4: 94.18 (A)	
# New Foster Homes During Quarter: 0	# Children in Care During Quarter: 0	# Placements During Quarter: 0	# Children in Care On Last Day: 0

Quarterly Provider Comparisons to All CPAs

■■■■■■■■ indicates MaITx Threshold

— indicates average for all CPAs





DHS, DFCS, Office of Provider Management
Performance-Based Placement Measures
RBWO Provider GA+SCORECARD - CPA



Report Quarter: Q1 FY2016

Provider/Program Name: Centerstone of Tennessee - (5203) - CPA

206 West Hawthorne Street, Dalton, GA 37208 Phone: 706-618-7784 Vendor ID# 132186		Quarterly Scores (Grades)		Current Quarter Score (Grade)
		Q1: 102.00 (A+)	Q2: 102.00 (A+)	102.00%
		Q3: 102.00 (A+)	Q4: 94.18 (A)	(A+)
# New Foster Homes During Quarter: 0		# Children in Care During Quarter: 0	# Placements During Quarter: 0	# Children in Care On Last Day: 0
	Avg Performance All CPAs (%)	Provider Performance (%)*	Possible Points (Weight)	Provider Points Earned
OPM Monitoring Reviews				
Annual Comprehensive Reviews	89%	Not Yet Conducted		
Safety Reviews	96%	Not Yet Conducted		
Foster Home Evaluation Qualitative Reviews	93%	Not Yet Conducted		
Monitoring Sub-Total				0.00
CPA Safety Outcomes				
Incidence of Maltreatment	0.12%	Not Eligible		
Staff Training	76%	100%	14	14.00
Safety Sub-Total			14	14.00
CPA Permanency Outcomes				
Placement Stability	92%	Not Eligible		
Sibling Contacts	8%	None Planned		
Permanency Sub-Total			N/A	
CPA Well-Being Outcomes				
EPSDT Medical Visits	84%	Not Eligible		
EPSDT Dental Visits	83%	Not Eligible		
Academic Supports	80%	Not Eligible		
Provider ECEM Visits	91%	Not Eligible		
Provider General Contacts	88%	Not Eligible		
Well-Being Sub-Total			N/A	

*Performance calculation descriptions can be found in the FY 2016 RBWO PBP Measurements and Standards Guide.

Monitoring & Outcomes: Possible Points = 14		Points Earned: 14.00	
Score Before Incentives Credit			100.00%
Incentives Awarded			2.00 pts
PBP Verification			N/A pts
Total Score			102.00%

Provider/Program Name: Centerstone of Tennessee - (5203) - CPA



DHS, DFCS, Office of Provider Management
Performance-Based Placement Measures
RBWO Provider GA+SCORECARD - CPA



Report Quarter: Q1 FY2016

# New Foster Homes During Quarter: 0		# Children in Care During Quarter: 0	# Placements During Quarter: 0	# Children in Care On Last Day: 0
CPA Incentive Credits	Avg Performance All CPAs (%)	Provider Performance (%)*	Possible Points (Weight)	Provider Points Earned
Early EPSDT Medical Visits		Not Eligible	2	
Early EPSDT Dental Visits		Not Eligible	2	
Permanency Contacts		None Planned	5	
Additional Academic Supports		Not Eligible	2	
Foster Hm Retention Rate (threshold = 90)		Not Eligible	2	0.00
Foster Hm Recruitment (threshold = 100)		0%	2	0.00
Active Agency Accreditation		50%	4	2.00
Staff Clinical Licensure		0%	5	0.00
Incentives Total	5.65		24	2.00
Maximum total combined incentive credit allowed is 10 points.			Incentives Awarded	2.00

*Performance calculation descriptions can be found in the FY 2016 RBWO PBP Measurements and Standards Guide.

Child Protective Services Investigations and Dispositions

The following investigations data, which is not used for scoring but is considered significant to a provider's performance, is from Georgia SHINES and is not considered final or complete until the end of the fiscal year.

Total Reports:	0
Number Screened In:	0
Number Screened Out:	0
Number Substantiated:	0
Number Unsubstantiated:	0
Number Active CPS Investigations:	0



DHS, DFCS, Office of Provider Management
Performance-Based Placement Measures
RBWO Provider GA+SCORECARD - CPA



Report Quarter: Q1 FY2016

Provider/Program Name: Childkind, Inc - (583) - CPA

3107 Clairmont Road, NE, Suite A, Atlanta, GA 30329

Phone: 404-248-1980

Vendor ID# 35271

Quarterly Scores (Grades)

Q1: 86.71 (B)

Q2: 97.56 (A+)

Q3: 103.56 (A+)

Q4: 100.37 (A+)

Current Quarter Score (Grade)

86.71%

(B)

New Foster Homes During Quarter: 2

Children in Care During Quarter: 82

Placements During Quarter: 87

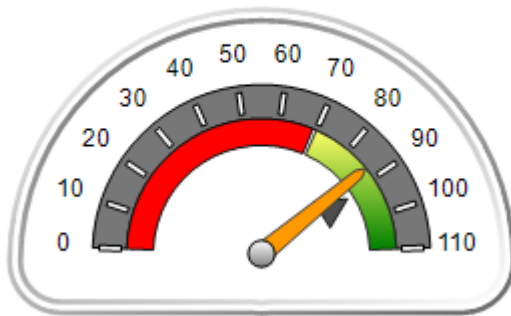
Children in Care On Last Day: 68

Quarterly Provider Comparisons to All CPAs

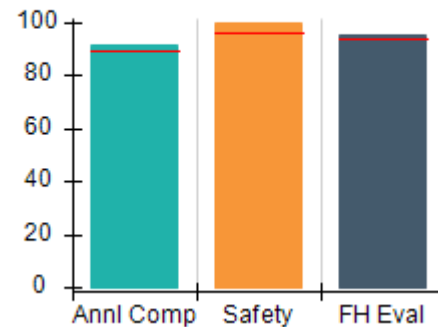
■■■■■■■■ indicates MalTx Threshold

— indicates average for all CPAs

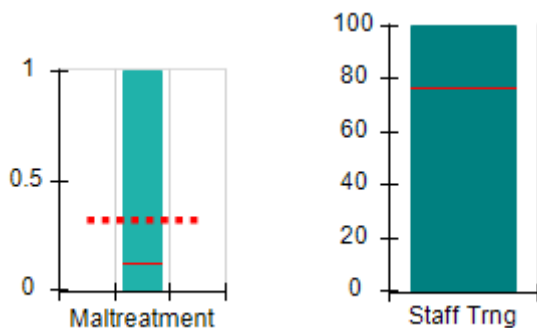
Overall Score (%)



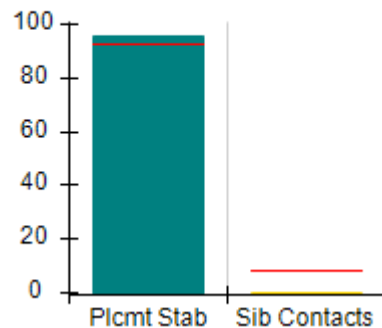
OPM Monitoring Reviews (%)



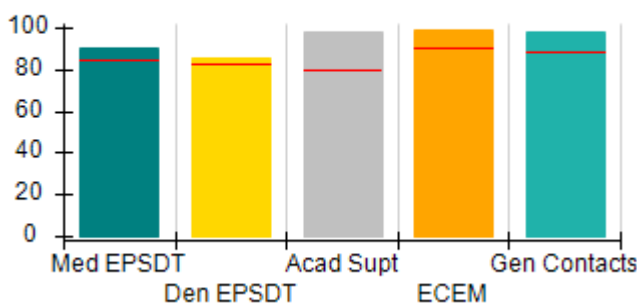
Safety Outcomes (%)



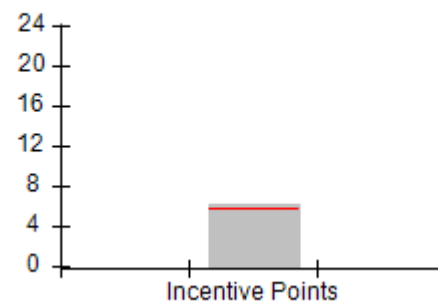
Permanency Outcomes (%)



Well-Being Outcomes (%)



Incentives Earned (Points)





DHS, DFCS, Office of Provider Management
Performance-Based Placement Measures
RBWO Provider GA+SCORECARD - CPA



Report Quarter: Q1 FY2016

Provider/Program Name: Childkind, Inc - (583) - CPA

3107 Clairmont Road, NE, Suite A, Atlanta, GA 30329 Phone: 404-248-1980 Vendor ID# 35271	Quarterly Scores (Grades)		Current Quarter Score (Grade)
	Q1: 86.71 (B)	Q2: 97.56 (A+)	86.71%
	Q3: 103.56 (A+)	Q4: 100.37 (A+)	(B)

# New Foster Homes During Quarter: 2	# Children in Care During Quarter: 82	# Placements During Quarter: 87	# Children in Care On Last Day: 68
--------------------------------------	---------------------------------------	---------------------------------	------------------------------------

	Avg Performance All CPAs (%)	Provider Performance (%)*	Possible Points (Weight)	Provider Points Earned
--	-------------------------------------	----------------------------------	---------------------------------	-------------------------------

OPM Monitoring Reviews

Annual Comprehensive Reviews	89%	91%	25	22.83
Safety Reviews	96%	99%	10	9.95
Foster Home Evaluation Qualitative Reviews	93%	95%	10	9.52
Monitoring Sub-Total			45	42.30

CPA Safety Outcomes

Incidence of Maltreatment	0.12%	1 Substantiated Report	10	0.00
Staff Training	76%	100%	4	4.00
Safety Sub-Total			14	4.00

CPA Permanency Outcomes

Placement Stability	92%	96%	10	9.60
Sibling Contacts	8%	0%	5	0.00
Permanency Sub-Total			15	9.60

CPA Well-Being Outcomes

EPSDT Medical Visits	84%	90%	4	3.60
EPSDT Dental Visits	83%	85%	4	3.40
Academic Supports	80%	98%	4	3.92
Provider ECEM Visits	91%	99%	7	6.93
Provider General Contacts	88%	98%	7	6.86
Well-Being Sub-Total			26	24.71

*Performance calculation descriptions can be found in the FY 2016 RBWO PBP Measurements and Standards Guide.

Monitoring & Outcomes: Possible Points = 100		Points Earned: 80.61	
Score Before Incentives Credit			80.61%
Incentives Awarded			6.10 pts
PBP Verification			N/A pts
Total Score			86.71%



DHS, DFCS, Office of Provider Management
Performance-Based Placement Measures
RBWO Provider GA+SCORECARD - CPA
Report Quarter: Q1 FY2016



Provider/Program Name: Childkind, Inc - (583) - CPA

# New Foster Homes During Quarter: 2		# Children in Care During Quarter: 82	# Placements During Quarter: 87	# Children in Care On Last Day: 68
CPA Incentive Credits	Avg Performance All CPAs (%)	Provider Performance (%)*	Possible Points (Weight)	Provider Points Earned
Early EPSDT Medical Visits		65%	2	1.30
Early EPSDT Dental Visits		65%	2	1.30
Permanency Contacts		0%	5	0.00
Additional Academic Supports		0%	2	0.00
Foster Hm Retention Rate (threshold = 90)		71%	2	0.00
Foster Hm Recruitment (threshold = 100)		25%	2	0.00
Active Agency Accreditation		50%	4	2.00
Staff Clinical Licensure		30%	5	1.50
Incentives Total	5.65		24	6.10
Maximum total combined incentive credit allowed is 10 points.			Incentives Awarded	6.10

*Performance calculation descriptions can be found in the FY 2016 RBWO PBP Measurements and Standards Guide.

Child Protective Services Investigations and Dispositions

The following investigations data, which is not used for scoring but is considered significant to a provider's performance, is from Georgia SHINES and is not considered final or complete until the end of the fiscal year.

Total Reports:	1
Number Screened In:	1
Number Screened Out:	0
Number Substantiated:	1
Number Unsubstantiated:	1
Number Active CPS Investigations:	-1



DHS, DFCS, Office of Provider Management
Performance-Based Placement Measures
RBWO Provider GA+SCORECARD - CPA



Report Quarter: Q1 FY2016

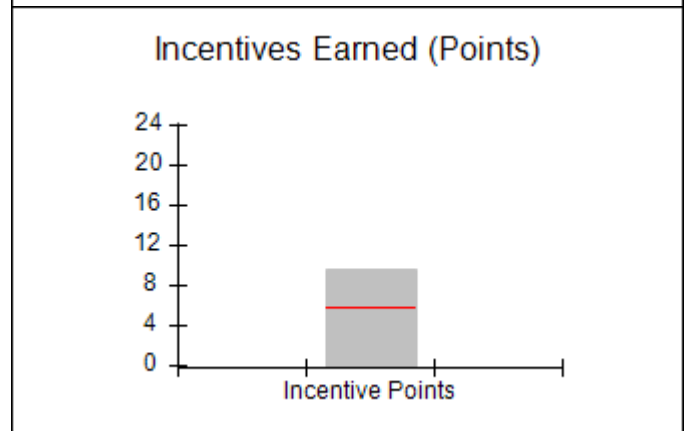
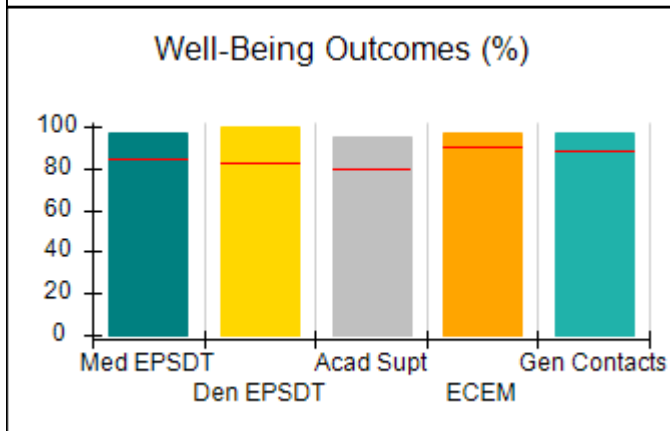
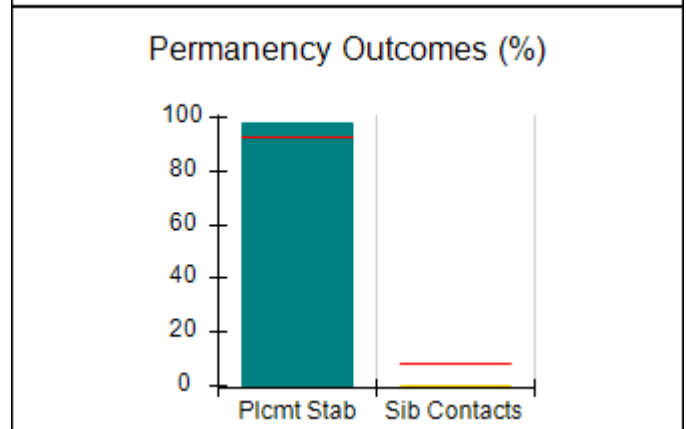
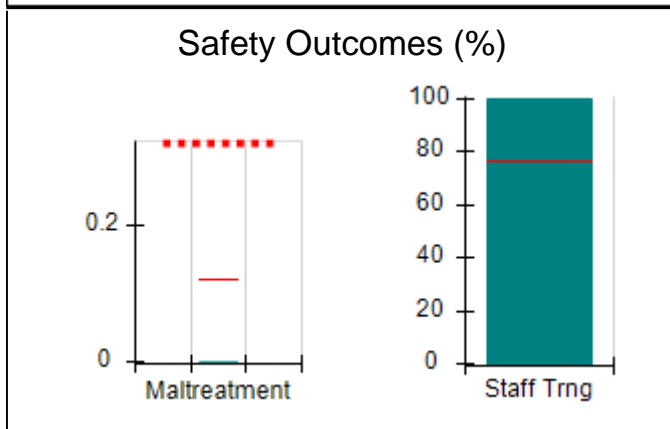
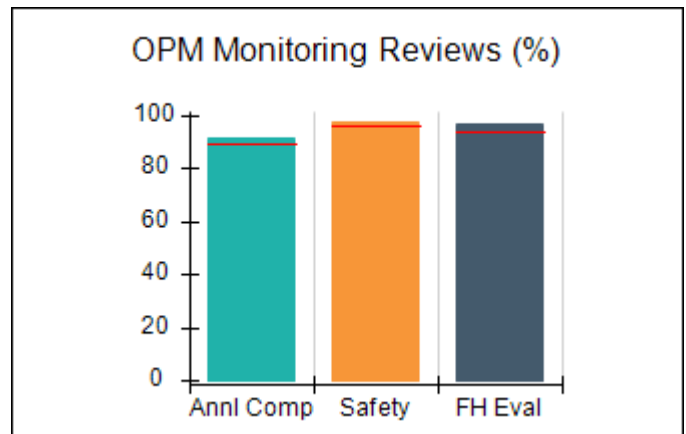
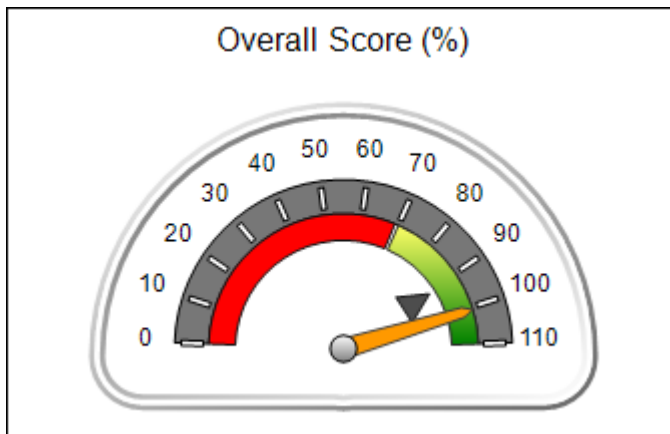
Provider/Program Name: Choices for Life Of GA - Valdosta (943) - CPA

2200 North Patterson, Valdosta, GA 31602 Phone: 229 244-1707 Vendor ID# 35275	Quarterly Scores (Grades)		Current Quarter Score (Grade)
	Q1: 100.75 (A+)	Q2: 90.49 (A-)	100.75% (A+)
	Q3: 103.35 (A+)	Q4: 99.07 (A+)	
# New Foster Homes During Quarter: 0	# Children in Care During Quarter: 41	# Placements During Quarter: 42	# Children in Care On Last Day: 33

Quarterly Provider Comparisons to All CPAs

■■■■■■■■ indicates MalTx Threshold

— indicates average for all CPAs





DHS, DFCS, Office of Provider Management
Performance-Based Placement Measures
RBWO Provider GA+SCORECARD - CPA



Report Quarter: Q1 FY2016

Provider/Program Name: Choices for Life Of GA - Valdosta (943) - CPA

2200 North Patterson, Valdosta, GA 31602 Phone: 229 244-1707 Vendor ID# 35275		Quarterly Scores (Grades)		Current Quarter Score (Grade)
		Q1: 100.75 (A+)	Q2: 90.49 (A-)	100.75%
		Q3: 103.35 (A+)	Q4: 99.07 (A+)	(A+)
# New Foster Homes During Quarter: 0		# Children in Care During Quarter: 41	# Placements During Quarter: 42	# Children in Care On Last Day: 33
	Avg Performance All CPAs (%)	Provider Performance (%)*	Possible Points (Weight)	Provider Points Earned
OPM Monitoring Reviews				
Annual Comprehensive Reviews	89%	91%	25	22.75
Safety Reviews	96%	97%	10	9.72
Foster Home Evaluation Qualitative Reviews	93%	97%	10	9.68
Monitoring Sub-Total			45	42.15
CPA Safety Outcomes				
Incidence of Maltreatment	0.12%	No Substantiated Reports	10	10.00
Staff Training	76%	100%	4	4.00
Safety Sub-Total			14	14.00
CPA Permanency Outcomes				
Placement Stability	92%	98%	10	9.80
Sibling Contacts	8%	0%	5	0.00
Permanency Sub-Total			15	9.80
CPA Well-Being Outcomes				
EPSDT Medical Visits	84%	97%	4	3.88
EPSDT Dental Visits	83%	100%	4	4.00
Academic Supports	80%	95%	4	3.80
Provider ECEM Visits	91%	97%	7	6.79
Provider General Contacts	88%	97%	7	6.79
Well-Being Sub-Total			26	25.26

*Performance calculation descriptions can be found in the FY 2016 RBWO PBP Measurements and Standards Guide.

Monitoring & Outcomes: Possible Points = 100		Points Earned: 91.21	
Score Before Incentives Credit			91.21%
Incentives Awarded			9.54 pts
PBP Verification			N/A pts
Total Score			100.75%



DHS, DFCS, Office of Provider Management
Performance-Based Placement Measures
RBWO Provider GA+SCORECARD - CPA
Report Quarter: Q1 FY2016



Provider/Program Name: Choices for Life Of GA - Valdosta (943) - CPA

# New Foster Homes During Quarter: 0		# Children in Care During Quarter: 41	# Placements During Quarter: 42	# Children in Care On Last Day: 33
CPA Incentive Credits	Avg Performance All CPAs (%)	Provider Performance (%)*	Possible Points (Weight)	Provider Points Earned
Early EPSDT Medical Visits		89%	2	1.78
Early EPSDT Dental Visits		100%	2	2.00
Permanency Contacts		0%	5	0.00
Additional Academic Supports		63%	2	1.26
Foster Hm Retention Rate (threshold = 90)		93%	2	2.00
Foster Hm Recruitment (threshold = 100)		0%	2	0.00
Active Agency Accreditation		50%	4	2.00
Staff Clinical Licensure		10%	5	0.50
Incentives Total	5.65		24	9.54
Maximum total combined incentive credit allowed is 10 points.			Incentives Awarded	9.54

*Performance calculation descriptions can be found in the FY 2016 RBWO PBP Measurements and Standards Guide.

Child Protective Services Investigations and Dispositions

The following investigations data, which is not used for scoring but is considered significant to a provider's performance, is from Georgia SHINES and is not considered final or complete until the end of the fiscal year.

Total Reports:	3
Number Screened In:	3
Number Screened Out:	0
Number Substantiated:	0
Number Unsubstantiated:	1
Number Active CPS Investigations:	2



DHS, DFCS, Office of Provider Management
Performance-Based Placement Measures
RBWO Provider GA+SCORECARD - CPA



Report Quarter: Q1 FY2016

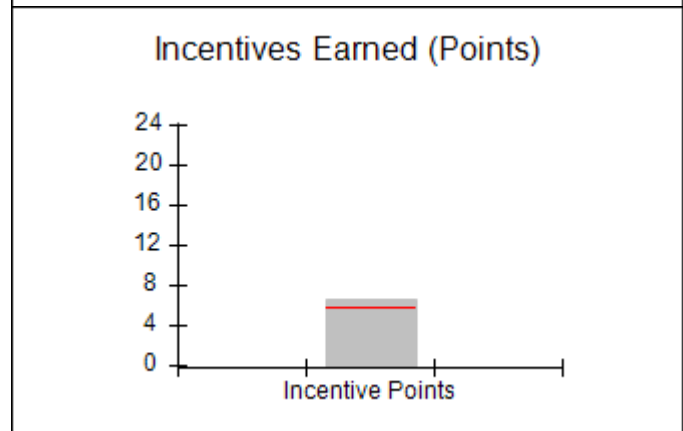
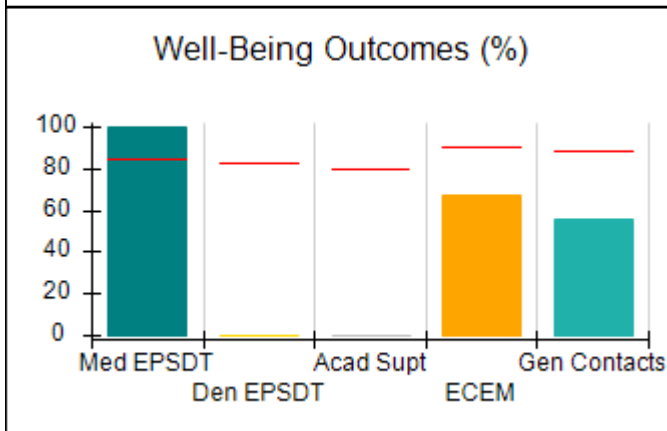
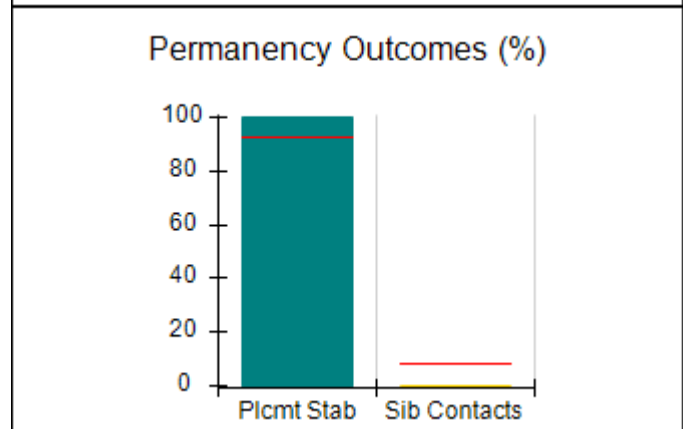
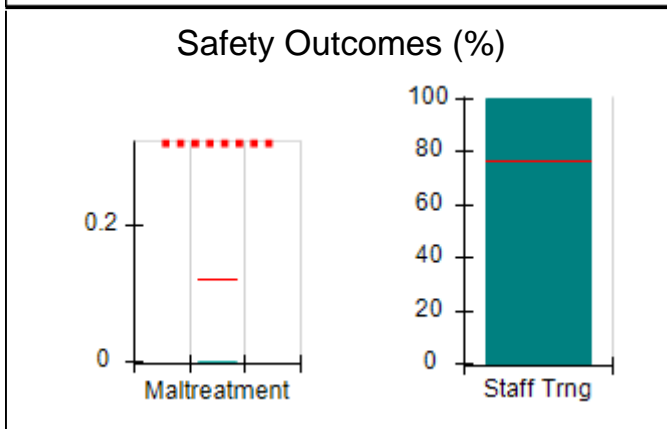
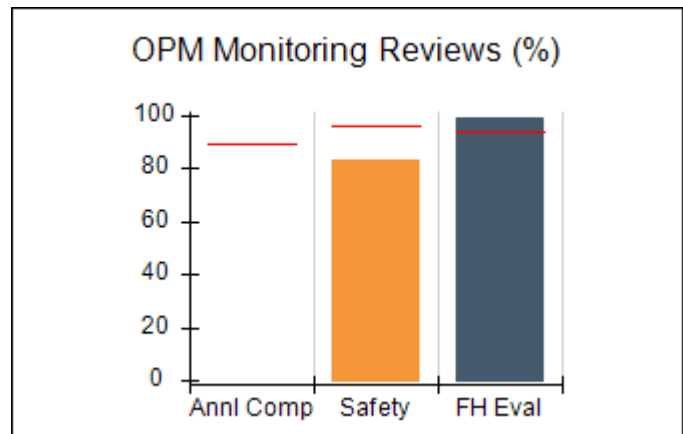
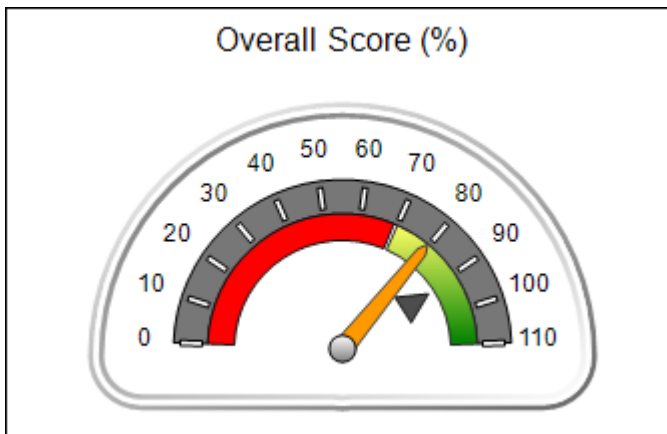
Provider/Program Name: CHRIS 180 Inc. - DBA: Gateway Foster Care (5166) - CPA

1017 Fayetteville Road, Atlanta, GA 30316 Phone: 404-844-4981 Vendor ID# 117441	Quarterly Scores (Grades)		Current Quarter Score (Grade)
	Q1: 79.57 (C+)	Q2: 74.25 (C)	79.57%
	Q3: 88.80 (B+)	Q4: 108.16 (A+)	(C+)
# New Foster Homes During Quarter: 0	# Children in Care During Quarter: 3	# Placements During Quarter: 3	# Children in Care On Last Day: 3

Quarterly Provider Comparisons to All CPAs

■■■■■■■■ indicates MalTx Threshold

— indicates average for all CPAs





DHS, DFCS, Office of Provider Management
Performance-Based Placement Measures
RBWO Provider GA+SCORECARD - CPA



Report Quarter: Q1 FY2016

Provider/Program Name: CHRIS 180 Inc. - DBA: Gateway Foster Care (5166) - CPA

1017 Fayetteville Road, Atlanta, GA 30316 Phone: 404-844-4981 Vendor ID# 117441		Quarterly Scores (Grades)		Current Quarter Score (Grade)
		Q1: 79.57 (C+)	Q2: 74.25 (C)	79.57%
		Q3: 88.80 (B+)	Q4: 108.16 (A+)	(C+)
# New Foster Homes During Quarter: 0		# Children in Care During Quarter: 3	# Placements During Quarter: 3	# Children in Care On Last Day: 3
	Avg Performance All CPAs (%)	Provider Performance (%)*	Possible Points (Weight)	Provider Points Earned
OPM Monitoring Reviews				
Annual Comprehensive Reviews	89%	Not Yet Conducted		
Safety Reviews	96%	83%	10	8.28
Foster Home Evaluation Qualitative Reviews	93%	99%	10	9.91
Monitoring Sub-Total			20	18.19
CPA Safety Outcomes				
Incidence of Maltreatment	0.12%	No Substantiated Reports	10	10.00
Staff Training	76%	100%	4	4.00
Safety Sub-Total			14	14.00
CPA Permanency Outcomes				
Placement Stability	92%	100%	10	10.00
Sibling Contacts	8%	0%	5	0.00
Permanency Sub-Total			15	10.00
CPA Well-Being Outcomes				
EPSDT Medical Visits	84%	100%	4	4.00
EPSDT Dental Visits	83%	0%	4	0.00
Academic Supports	80%	0%	4	0.00
Provider ECEM Visits	91%	67%	7	4.69
Provider General Contacts	88%	56%	7	3.92
Well-Being Sub-Total			26	12.61

*Performance calculation descriptions can be found in the FY 2016 RBWO PBP Measurements and Standards Guide.

Monitoring & Outcomes: Possible Points = 75		Points Earned: 54.80	
Score Before Incentives Credit			73.07%
Incentives Awarded			6.50 pts
PBP Verification			N/A pts
Total Score			79.57%



DHS, DFCS, Office of Provider Management
Performance-Based Placement Measures
RBWO Provider GA+SCORECARD - CPA



Report Quarter: Q1 FY2016

Provider/Program Name: CHRIS 180 Inc. - DBA: Gateway Foster Care (5166) - CPA

# New Foster Homes During Quarter: 0		# Children in Care During Quarter: 3	# Placements During Quarter: 3	# Children in Care On Last Day: 3
CPA Incentive Credits	Avg Performance All CPAs (%)	Provider Performance (%)*	Possible Points (Weight)	Provider Points Earned
Early EPSDT Medical Visits		100%	2	2.00
Early EPSDT Dental Visits		0%	2	0.00
Permanency Contacts		0%	5	0.00
Additional Academic Supports		0%	2	0.00
Foster Hm Retention Rate (threshold = 90)		100%	2	2.00
Foster Hm Recruitment (threshold = 100)		0%	2	0.00
Active Agency Accreditation		50%	4	2.00
Staff Clinical Licensure		10%	5	0.50
Incentives Total	5.65		24	6.50
Maximum total combined incentive credit allowed is 10 points.			Incentives Awarded	6.50

*Performance calculation descriptions can be found in the FY 2016 RBWO PBP Measurements and Standards Guide.

Child Protective Services Investigations and Dispositions

The following investigations data, which is not used for scoring but is considered significant to a provider's performance, is from Georgia SHINES and is not considered final or complete until the end of the fiscal year.

Total Reports:	0
Number Screened In:	0
Number Screened Out:	0
Number Substantiated:	0
Number Unsubstantiated:	0
Number Active CPS Investigations:	0



DHS, DFCS, Office of Provider Management
Performance-Based Placement Measures
RBWO Provider GA+SCORECARD - CPA



Report Quarter: Q1 FY2016

Provider/Program Name: Community Connections - (586) - CPA

2300 West Park Place Blvd., Stone Mountain, GA 30087

Phone: 770-465-9644

Vendor ID# 35292

Quarterly Scores (Grades)

Q1: 100.27 (A+)

Q2: 97.73 (A+)

Q3: 99.35 (A+)

Q4: 104.61 (A+)

Current Quarter Score (Grade)

100.27%

(A+)

New Foster Homes During Quarter: 7

Children in Care During Quarter: 59

Placements During Quarter: 61

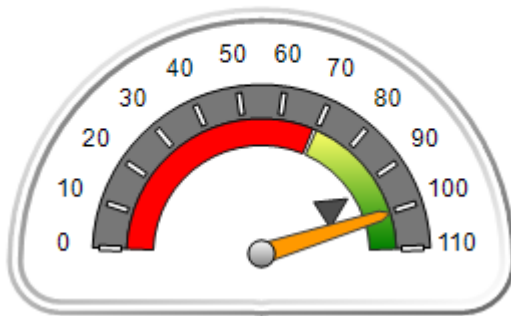
Children in Care On Last Day: 57

Quarterly Provider Comparisons to All CPAs

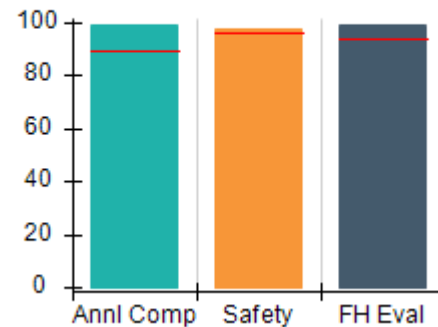
■■■■■■■■ indicates MalTx Threshold

— indicates average for all CPAs

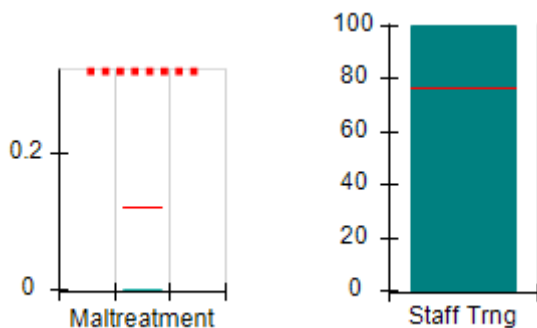
Overall Score (%)



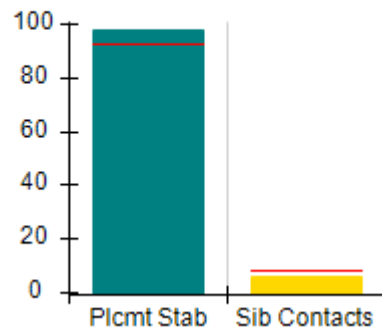
OPM Monitoring Reviews (%)



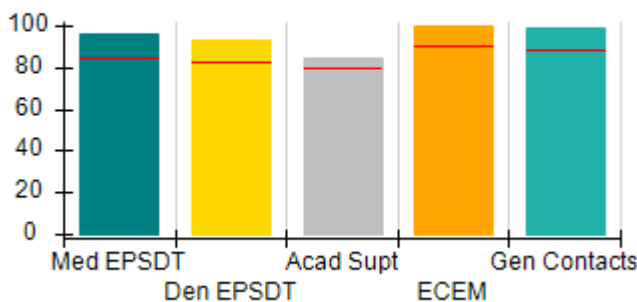
Safety Outcomes (%)



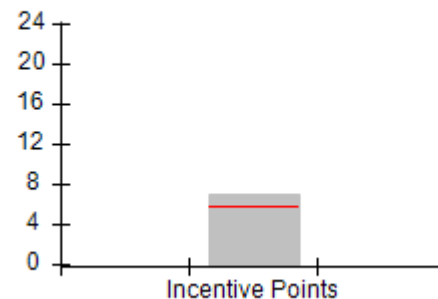
Permanency Outcomes (%)



Well-Being Outcomes (%)



Incentives Earned (Points)





DHS, DFCS, Office of Provider Management
Performance-Based Placement Measures
RBWO Provider GA+SCORECARD - CPA
Report Quarter: Q1 FY2016



Provider/Program Name: Community Connections - (586) - CPA

2300 West Park Place Blvd., Stone Mountain, GA 30087

Phone: 770-465-9644

Vendor ID# 35292

Quarterly Scores (Grades)		Current Quarter Score (Grade)
Q1: 100.27 (A+)	Q2: 97.73 (A+)	100.27% (A+)
Q3: 99.35 (A+)	Q4: 104.61 (A+)	

# New Foster Homes During Quarter: 7	# Children in Care During Quarter: 59	# Placements During Quarter: 61	# Children in Care On Last Day: 57
--------------------------------------	---------------------------------------	---------------------------------	------------------------------------

	Avg Performance All CPAs (%)	Provider Performance (%)*	Possible Points (Weight)	Provider Points Earned
--	------------------------------	---------------------------	--------------------------	------------------------

OPM Monitoring Reviews

Annual Comprehensive Reviews	89%	99%	25	24.75
Safety Reviews	96%	98%	10	9.75
Foster Home Evaluation Qualitative Reviews	93%	99%	10	9.89
Monitoring Sub-Total			45	44.39

CPA Safety Outcomes

Incidence of Maltreatment	0.12%	No Substantiated Reports	10	10.00
Staff Training	76%	100%	4	4.00
Safety Sub-Total			14	14.00

CPA Permanency Outcomes

Placement Stability	92%	98%	10	9.80
Sibling Contacts	8%	6%	5	0.30
Permanency Sub-Total			15	10.10

CPA Well-Being Outcomes

EPSDT Medical Visits	84%	96%	4	3.84
EPSDT Dental Visits	83%	93%	4	3.72
Academic Supports	80%	84%	4	3.36
Provider ECEM Visits	91%	100%	7	7.00
Provider General Contacts	88%	99%	7	6.93
Well-Being Sub-Total			26	24.85

*Performance calculation descriptions can be found in the FY 2016 RBWO PBP Measurements and Standards Guide.

Monitoring & Outcomes: Possible Points = 100	Points Earned: 93.34
Score Before Incentives Credit	93.34%
Incentives Awarded	6.93 pts
PBP Verification	N/A pts
Total Score	100.27%



DHS, DFCS, Office of Provider Management
Performance-Based Placement Measures
RBWO Provider GA+SCORECARD - CPA
Report Quarter: Q1 FY2016



Provider/Program Name: Community Connections - (586) - CPA

# New Foster Homes During Quarter: 7		# Children in Care During Quarter: 59	# Placements During Quarter: 61	# Children in Care On Last Day: 57
CPA Incentive Credits	Avg Performance All CPAs (%)	Provider Performance (%)*	Possible Points (Weight)	Provider Points Earned
Early EPSDT Medical Visits		89%	2	1.78
Early EPSDT Dental Visits		75%	2	1.50
Permanency Contacts		3%	5	0.15
Additional Academic Supports		0%	2	0.00
Foster Hm Retention Rate (threshold = 90)		88%	2	0.00
Foster Hm Recruitment (threshold = 100)		175%	2	2.00
Active Agency Accreditation		0%	4	0.00
Staff Clinical Licensure		30%	5	1.50
Incentives Total	5.65		24	6.93
Maximum total combined incentive credit allowed is 10 points.			Incentives Awarded	6.93

*Performance calculation descriptions can be found in the FY 2016 RBWO PBP Measurements and Standards Guide.

Child Protective Services Investigations and Dispositions

The following investigations data, which is not used for scoring but is considered significant to a provider's performance, is from Georgia SHINES and is not considered final or complete until the end of the fiscal year.

Total Reports:	0
Number Screened In:	0
Number Screened Out:	0
Number Substantiated:	0
Number Unsubstantiated:	0
Number Active CPS Investigations:	0



DHS, DFCS, Office of Provider Management
Performance-Based Placement Measures
RBWO Provider GA+SCORECARD - CPA
Report Quarter: Q1 FY2016

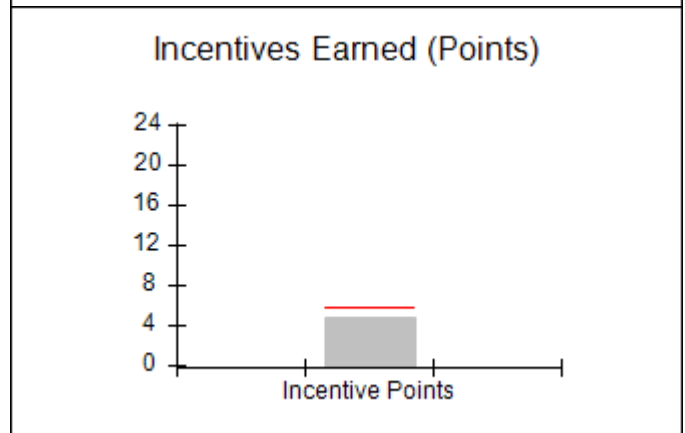
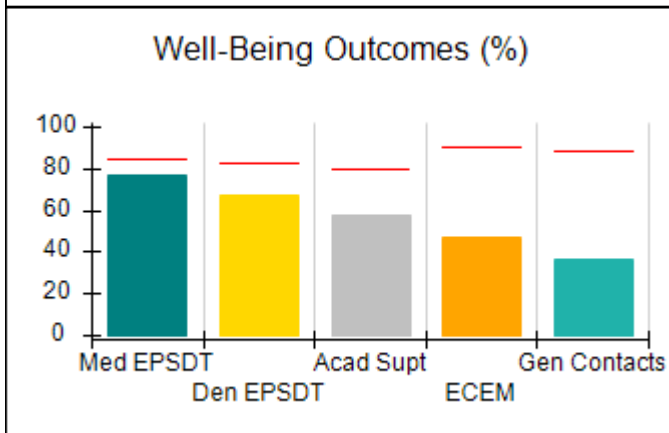
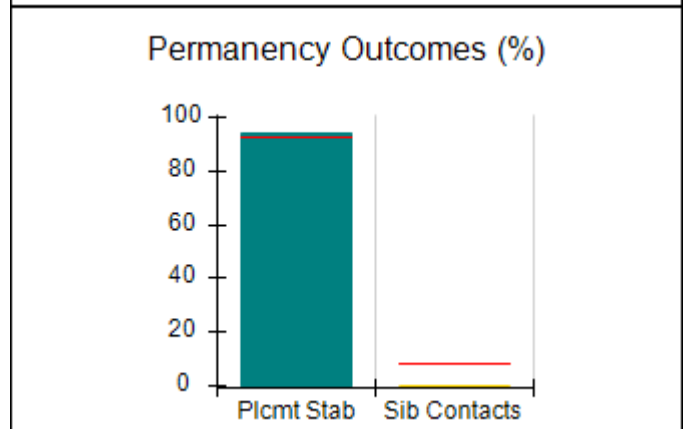
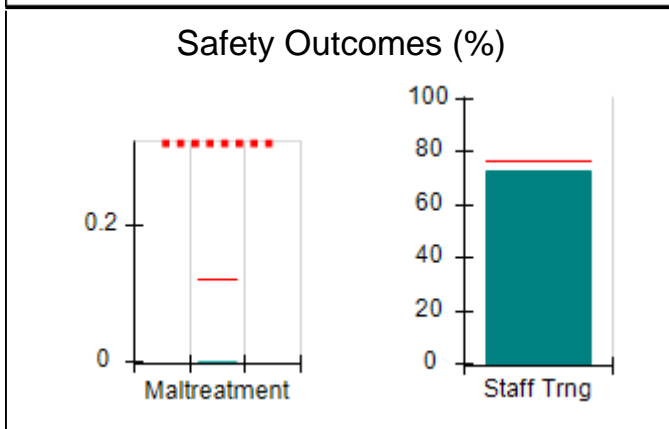
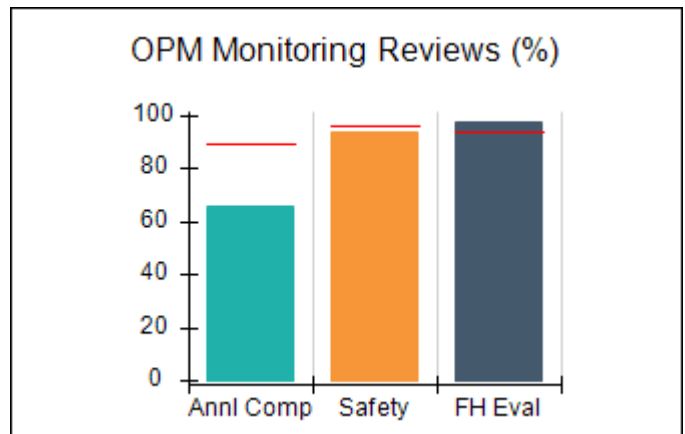
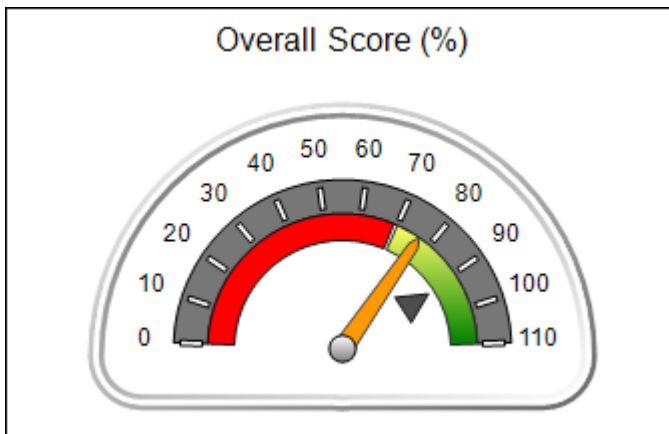


Provider/Program Name: Creative Community Services - (612) - CPA

4487 Park Drive, Norcross, GA 30093 Phone: 770-469-6226 Vendor ID# 35296	Quarterly Scores (Grades)		Current Quarter Score (Grade)
	Q1: 76.67 (C)	Q2: 77.47 (C+)	76.67% (C)
	Q3: 78.13 (C+)	Q4: 90.32 (A-)	
# New Foster Homes During Quarter: 5	# Children in Care During Quarter: 51	# Placements During Quarter: 51	# Children in Care On Last Day: 43
Quarterly Provider Comparisons to All CPAs			

■■■■■■■■ indicates MalTx Threshold

— indicates average for all CPAs





DHS, DFCS, Office of Provider Management
Performance-Based Placement Measures
RBWO Provider GA+SCORECARD - CPA
 Report Quarter: Q1 FY2016



Provider/Program Name: Creative Community Services - (612) - CPA

4487 Park Drive, Norcross, GA 30093 Phone: 770-469-6226 Vendor ID# 35296	Quarterly Scores (Grades)		Current Quarter Score (Grade)
	Q1: 76.67 (C)	Q2: 77.47 (C+)	76.67% (C)
	Q3: 78.13 (C+)	Q4: 90.32 (A-)	

# New Foster Homes During Quarter: 5	# Children in Care During Quarter: 51	# Placements During Quarter: 51	# Children in Care On Last Day: 43
--------------------------------------	---------------------------------------	---------------------------------	------------------------------------

	Avg Performance All CPAs (%)	Provider Performance (%)*	Possible Points (Weight)	Provider Points Earned
OPM Monitoring Reviews				
Annual Comprehensive Reviews	89%	66%	25	16.50
Safety Reviews	96%	94%	10	9.38
Foster Home Evaluation Qualitative Reviews	93%	98%	10	9.75
Monitoring Sub-Total			45	35.63
CPA Safety Outcomes				
Incidence of Maltreatment	0.12%	No Substantiated Reports	10	10.00
Staff Training	76%	73%	4	2.92
Safety Sub-Total			14	12.92
CPA Permanency Outcomes				
Placement Stability	92%	94%	10	9.40
Sibling Contacts	8%	0%	5	0.00
Permanency Sub-Total			15	9.40
CPA Well-Being Outcomes				
EPSDT Medical Visits	84%	77%	4	3.08
EPSDT Dental Visits	83%	67%	4	2.68
Academic Supports	80%	58%	4	2.32
Provider ECEM Visits	91%	47%	7	3.29
Provider General Contacts	88%	37%	7	2.59
Well-Being Sub-Total			26	13.96

*Performance calculation descriptions can be found in the FY 2016 RBWO PBP Measurements and Standards Guide.

Monitoring & Outcomes: Possible Points = 100		Points Earned: 71.91	
Score Before Incentives Credit			71.91%
Incentives Awarded			4.76 pts
PBP Verification			N/A pts
Total Score			76.67%



DHS, DFCS, Office of Provider Management
Performance-Based Placement Measures
RBWO Provider GA+SCORECARD - CPA
Report Quarter: Q1 FY2016



Provider/Program Name: Creative Community Services - (612) - CPA

# New Foster Homes During Quarter: 5		# Children in Care During Quarter: 51	# Placements During Quarter: 51	# Children in Care On Last Day: 43
CPA Incentive Credits	Avg Performance All CPAs (%)	Provider Performance (%)*	Possible Points (Weight)	Provider Points Earned
Early EPSDT Medical Visits		27%	2	0.54
Early EPSDT Dental Visits		11%	2	0.22
Permanency Contacts		0%	5	0.00
Additional Academic Supports		0%	2	0.00
Foster Hm Retention Rate (threshold = 90)		88%	2	0.00
Foster Hm Recruitment (threshold = 100)		150%	2	2.00
Active Agency Accreditation		50%	4	2.00
Staff Clinical Licensure		0%	5	0.00
Incentives Total	5.65		24	4.76
Maximum total combined incentive credit allowed is 10 points.			Incentives Awarded	4.76

*Performance calculation descriptions can be found in the FY 2016 RBWO PBP Measurements and Standards Guide.

Child Protective Services Investigations and Dispositions

The following investigations data, which is not used for scoring but is considered significant to a provider's performance, is from Georgia SHINES and is not considered final or complete until the end of the fiscal year.

Total Reports:	1
Number Screened In:	0
Number Screened Out:	1
Number Substantiated:	0
Number Unsubstantiated:	0
Number Active CPS Investigations:	0



DHS, DFCS, Office of Provider Management
Performance-Based Placement Measures
RBWO Provider GA+SCORECARD - CPA



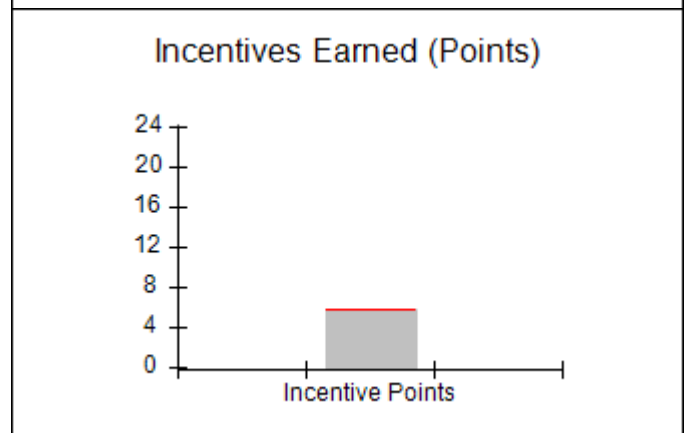
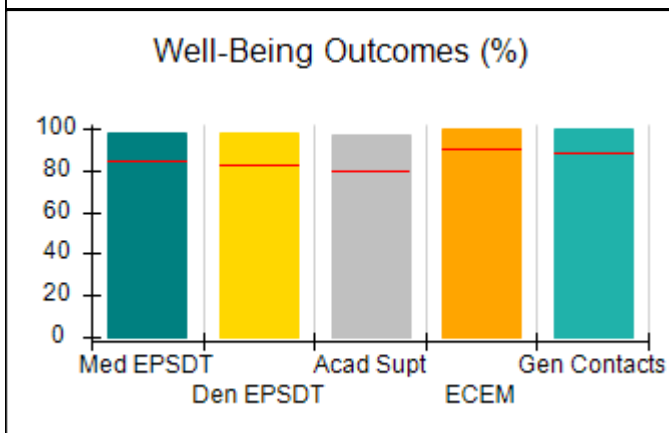
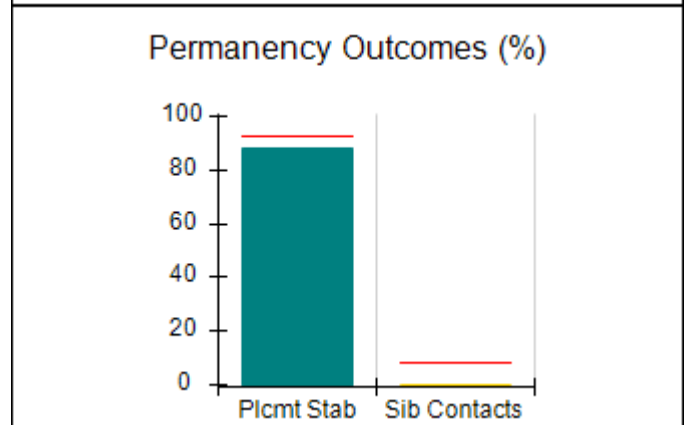
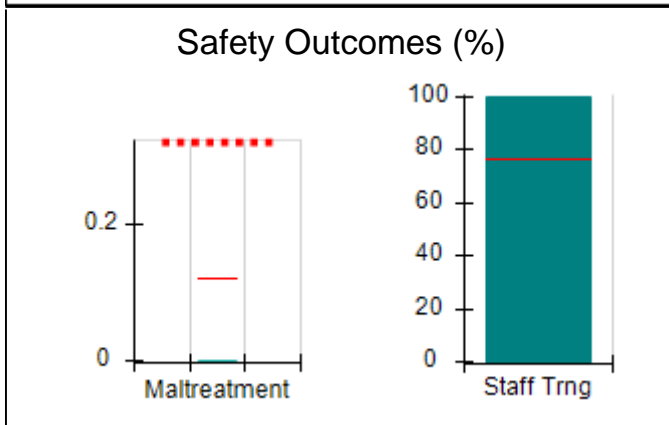
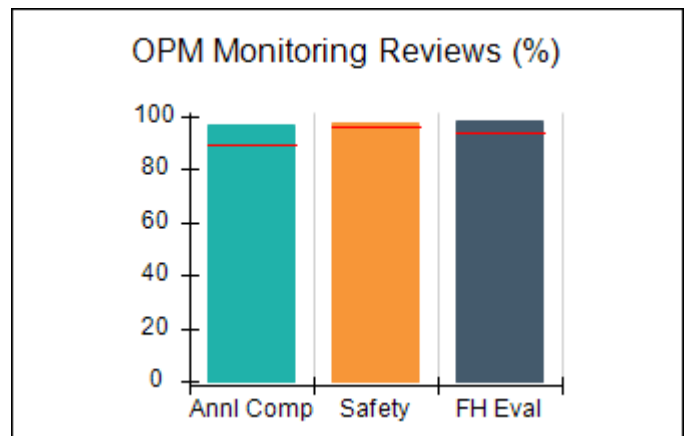
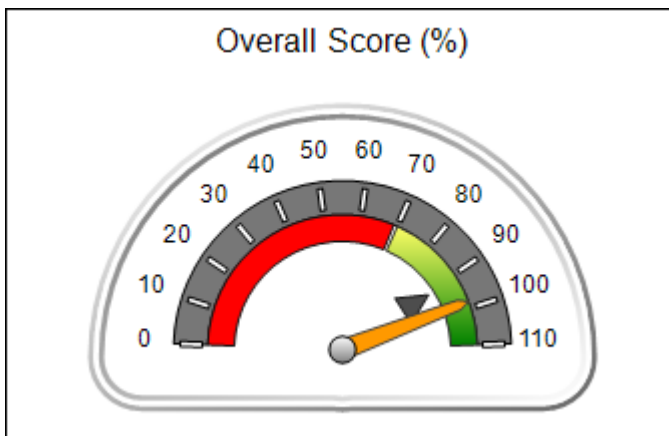
Report Quarter: Q1 FY2016

Provider/Program Name: Devereux GA Treatment Network - Specialty Foster Care (621) - CPA

1291 Stanley Rd., Kennesaw, GA 30512 Phone: 770-427-0147 Vendor ID# 35305	Quarterly Scores (Grades)		Current Quarter Score (Grade)
	Q1: 98.16 (A+)	Q2: 92.01 (A-)	98.16% (A+)
	Q3: 101.82 (A+)	Q4: 101.61 (A+)	
# New Foster Homes During Quarter: 0	# Children in Care During Quarter: 57	# Placements During Quarter: 63	# Children in Care On Last Day: 47
Quarterly Provider Comparisons to All CPAs			

■■■■■■■■ indicates MalTx Threshold

— indicates average for all CPAs





DHS, DFCS, Office of Provider Management
Performance-Based Placement Measures
RBWO Provider GA+SCORECARD - CPA



Report Quarter: Q1 FY2016

Provider/Program Name: Devereux GA Treatment Network - Specialty Foster Care (621) - CPA

1291 Stanley Rd., Kennesaw, GA 30512	Quarterly Scores (Grades)		Current Quarter Score (Grade)
Phone: 770-427-0147	Q1: 98.16 (A+)	Q2: 92.01 (A-)	98.16%
Vendor ID# 35305	Q3: 101.82 (A+)	Q4: 101.61 (A+)	(A+)

# New Foster Homes During Quarter: 0	# Children in Care During Quarter: 57	# Placements During Quarter: 63	# Children in Care On Last Day: 47
--------------------------------------	---------------------------------------	---------------------------------	------------------------------------

	Avg Performance All CPAs (%)	Provider Performance (%)*	Possible Points (Weight)	Provider Points Earned
--	------------------------------	---------------------------	--------------------------	------------------------

OPM Monitoring Reviews

Annual Comprehensive Reviews	89%	97%	25	24.25
Safety Reviews	96%	97%	10	9.74
Foster Home Evaluation Qualitative Reviews	93%	98%	10	9.81
Monitoring Sub-Total			45	43.80

CPA Safety Outcomes

Incidence of Maltreatment	0.12%	No Substantiated Reports	10	10.00
Staff Training	76%	100%	4	4.00
Safety Sub-Total			14	14.00

CPA Permanency Outcomes

Placement Stability	92%	88%	10	8.80
Sibling Contacts	8%	0%	5	0.00
Permanency Sub-Total			15	8.80

CPA Well-Being Outcomes

EPSDT Medical Visits	84%	98%	4	3.92
EPSDT Dental Visits	83%	98%	4	3.92
Academic Supports	80%	97%	4	3.88
Provider ECEM Visits	91%	100%	7	7.00
Provider General Contacts	88%	100%	7	7.00
Well-Being Sub-Total			26	25.72

*Performance calculation descriptions can be found in the FY 2016 RBWO PBP Measurements and Standards Guide.

Monitoring & Outcomes: Possible Points = 100	Points Earned: 92.32
Score Before Incentives Credit	92.32%
Incentives Awarded	5.84 pts
PBP Verification	N/A pts
Total Score	98.16%



DHS, DFCS, Office of Provider Management
Performance-Based Placement Measures
RBWO Provider GA+SCORECARD - CPA



Report Quarter: Q1 FY2016

Provider/Program Name: Devereux GA Treatment Network - Specialty Foster Care (621) - CPA

# New Foster Homes During Quarter: 0		# Children in Care During Quarter: 57	# Placements During Quarter: 63	# Children in Care On Last Day: 47
CPA Incentive Credits	Avg Performance All CPAs (%)	Provider Performance (%)*	Possible Points (Weight)	Provider Points Earned
Early EPSDT Medical Visits		95%	2	1.90
Early EPSDT Dental Visits		97%	2	1.94
Permanency Contacts		None Planned	5	
Additional Academic Supports		0%	2	0.00
Foster Hm Retention Rate (threshold = 90)		85%	2	0.00
Foster Hm Recruitment (threshold = 100)		0%	2	0.00
Active Agency Accreditation		50%	4	2.00
Staff Clinical Licensure		0%	5	0.00
Incentives Total	5.65		24	5.84
Maximum total combined incentive credit allowed is 10 points.			Incentives Awarded	5.84

*Performance calculation descriptions can be found in the FY 2016 RBWO PBP Measurements and Standards Guide.

Child Protective Services Investigations and Dispositions

The following investigations data, which is not used for scoring but is considered significant to a provider's performance, is from Georgia SHINES and is not considered final or complete until the end of the fiscal year.

Total Reports:	1
Number Screened In:	0
Number Screened Out:	1
Number Substantiated:	0
Number Unsubstantiated:	0
Number Active CPS Investigations:	0



DHS, DFCS, Office of Provider Management
Performance-Based Placement Measures
RBWO Provider GA+SCORECARD - CPA



Report Quarter: Q1 FY2016

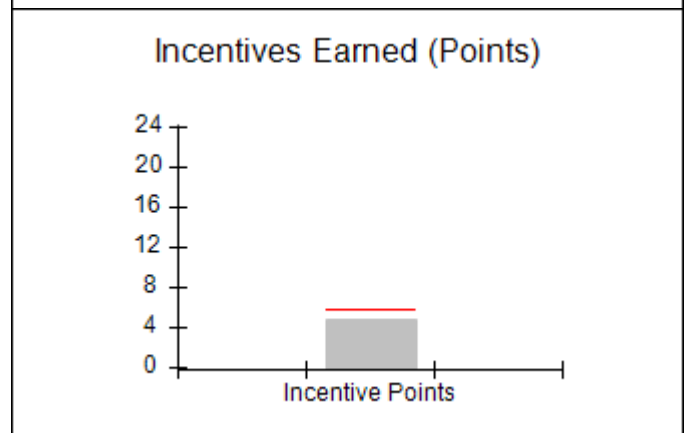
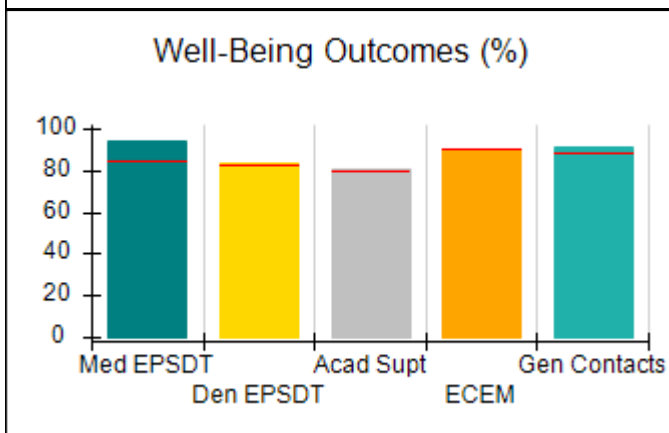
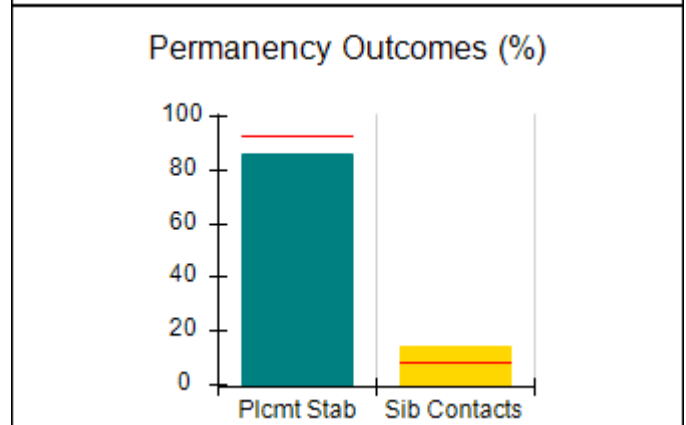
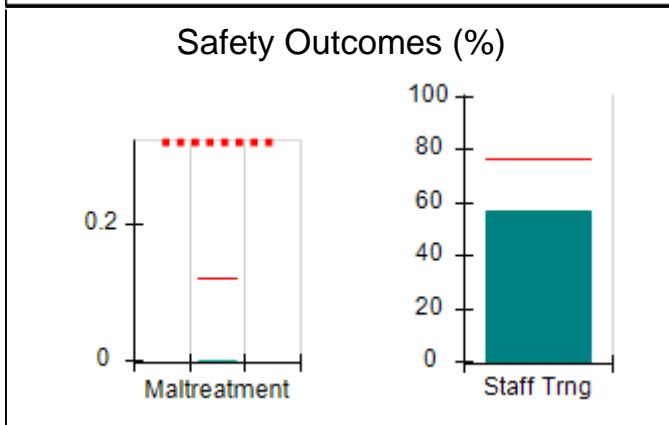
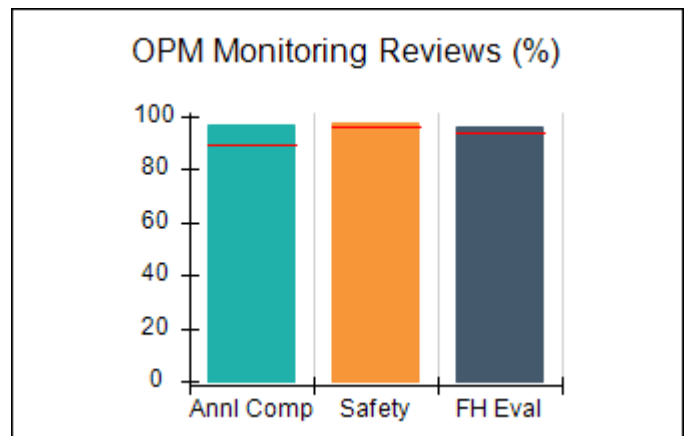
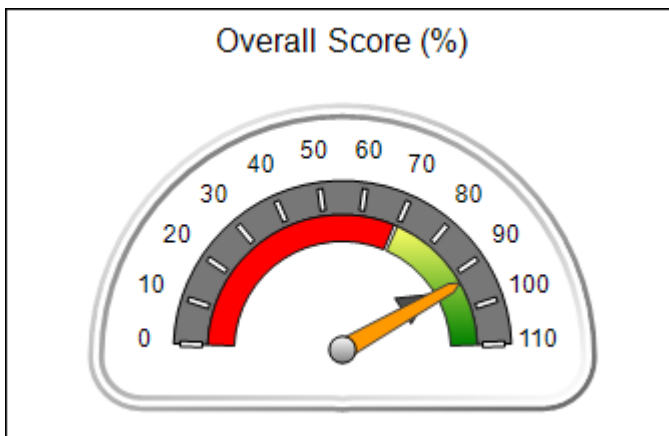
Provider/Program Name: Elks Aidmore Children's Center - Child Placing Agency (5120) - CPA

2394 Morrison Road, Conyers, GA 30094 Phone: 770-483-3535 Vendor ID# 108643	Quarterly Scores (Grades)		Current Quarter Score (Grade)
	Q1: 92.78 (A-)	Q2: 95.59 (A)	92.78% (A-)
	Q3: 88.26 (B+)	Q4: 96.84 (A)	
# New Foster Homes During Quarter: 5	# Children in Care During Quarter: 87	# Placements During Quarter: 92	# Children in Care On Last Day: 65

Quarterly Provider Comparisons to All CPAs

■■■■■■■■ indicates MalTx Threshold

— indicates average for all CPAs





DHS, DFCS, Office of Provider Management
Performance-Based Placement Measures
RBWO Provider GA+SCORECARD - CPA



Report Quarter: Q1 FY2016

Provider/Program Name: Elks Aidmore Children's Center - Child Placing Agency (5120) - CPA

2394 Morrison Road, Conyers, GA 30094		Quarterly Scores (Grades)		Current Quarter Score (Grade)
Phone: 770-483-3535		Q1: 92.78 (A-)	Q2: 95.59 (A)	92.78%
Vendor ID# 108643		Q3: 88.26 (B+)	Q4: 96.84 (A)	(A-)
# New Foster Homes During Quarter: 5		# Children in Care During Quarter: 87	# Placements During Quarter: 92	# Children in Care On Last Day: 65
	Avg Performance All CPAs (%)	Provider Performance (%)*	Possible Points (Weight)	Provider Points Earned
OPM Monitoring Reviews				
Annual Comprehensive Reviews	89%	96%	25	24.08
Safety Reviews	96%	97%	10	9.74
Foster Home Evaluation Qualitative Reviews	93%	96%	10	9.61
Monitoring Sub-Total			45	43.44
CPA Safety Outcomes				
Incidence of Maltreatment	0.12%	No Substantiated Reports	10	10.00
Staff Training	76%	57%	4	2.28
Safety Sub-Total			14	12.28
CPA Permanency Outcomes				
Placement Stability	92%	86%	10	8.60
Sibling Contacts	8%	14%	5	0.70
Permanency Sub-Total			15	9.30
CPA Well-Being Outcomes				
EPSDT Medical Visits	84%	94%	4	3.76
EPSDT Dental Visits	83%	83%	4	3.32
Academic Supports	80%	81%	4	3.24
Provider ECEM Visits	91%	90%	7	6.30
Provider General Contacts	88%	91%	7	6.37
Well-Being Sub-Total			26	22.99

*Performance calculation descriptions can be found in the FY 2016 RBWO PBP Measurements and Standards Guide.

Monitoring & Outcomes: Possible Points = 100		Points Earned: 88.01	
Score Before Incentives Credit		88.01%	
Incentives Awarded		4.77 pts	
PBP Verification		N/A pts	
Total Score		92.78%	



DHS, DFCS, Office of Provider Management
Performance-Based Placement Measures
RBWO Provider GA+SCORECARD - CPA



Report Quarter: Q1 FY2016

Provider/Program Name: Elks Aidmore Children's Center - Child Placing Agency (5120) - CPA

# New Foster Homes During Quarter: 5		# Children in Care During Quarter: 87	# Placements During Quarter: 92	# Children in Care On Last Day: 65
CPA Incentive Credits	Avg Performance All CPAs (%)	Provider Performance (%)*	Possible Points (Weight)	Provider Points Earned
Early EPSDT Medical Visits		58%	2	1.16
Early EPSDT Dental Visits		32%	2	0.64
Permanency Contacts		9%	5	0.45
Additional Academic Supports		1%	2	0.02
Foster Hm Retention Rate (threshold = 90)		82%	2	0.00
Foster Hm Recruitment (threshold = 100)		125%	2	2.00
Active Agency Accreditation		0%	4	0.00
Staff Clinical Licensure		10%	5	0.50
Incentives Total	5.65		24	4.77
Maximum total combined incentive credit allowed is 10 points.			Incentives Awarded	4.77

*Performance calculation descriptions can be found in the FY 2016 RBWO PBP Measurements and Standards Guide.

Child Protective Services Investigations and Dispositions

The following investigations data, which is not used for scoring but is considered significant to a provider's performance, is from Georgia SHINES and is not considered final or complete until the end of the fiscal year.

Total Reports:	0
Number Screened In:	0
Number Screened Out:	0
Number Substantiated:	0
Number Unsubstantiated:	3
Number Active CPS Investigations:	-3



DHS, DFCS, Office of Provider Management
Performance-Based Placement Measures
RBWO Provider GA+SCORECARD - CPA



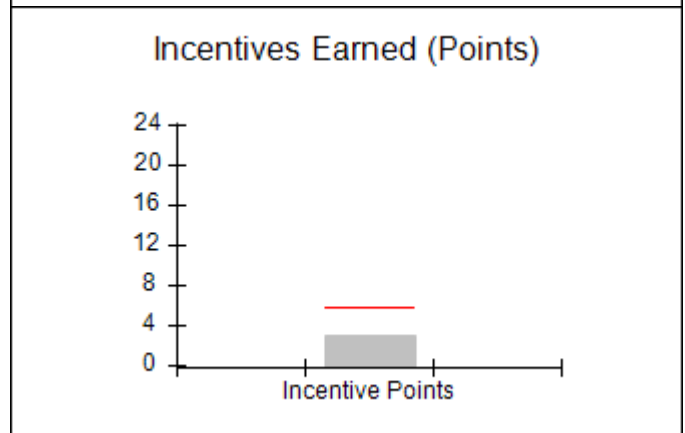
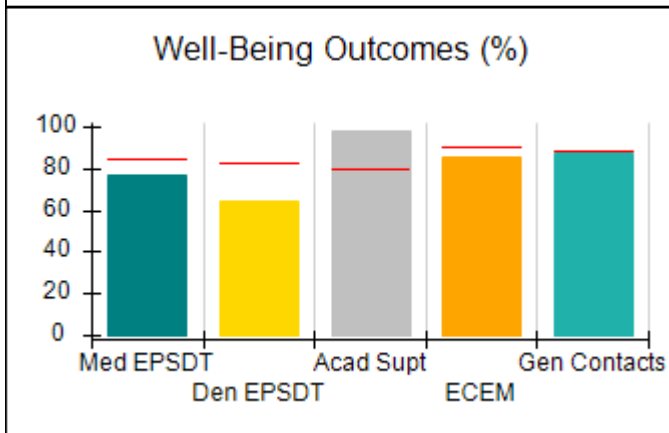
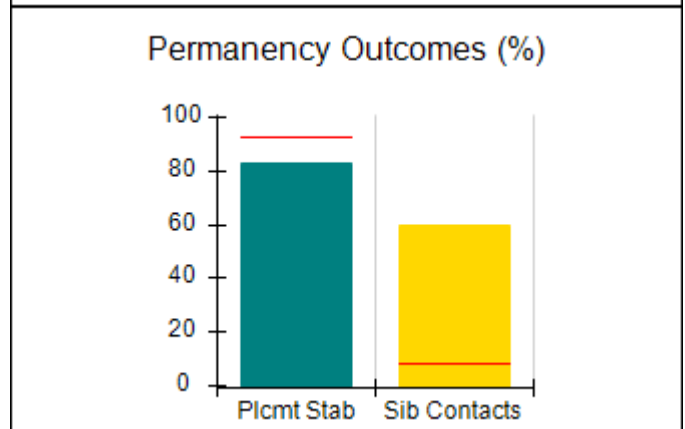
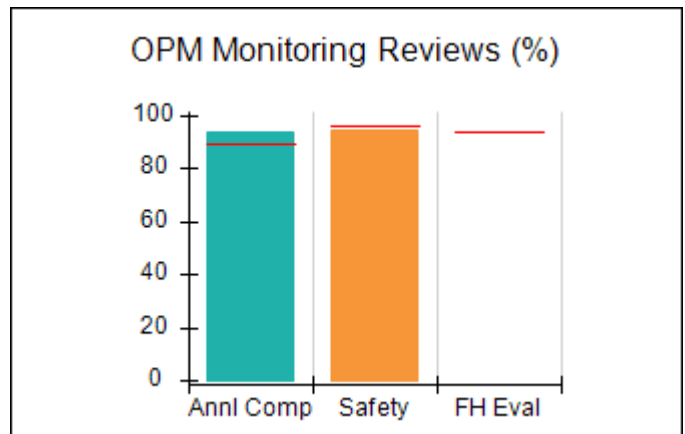
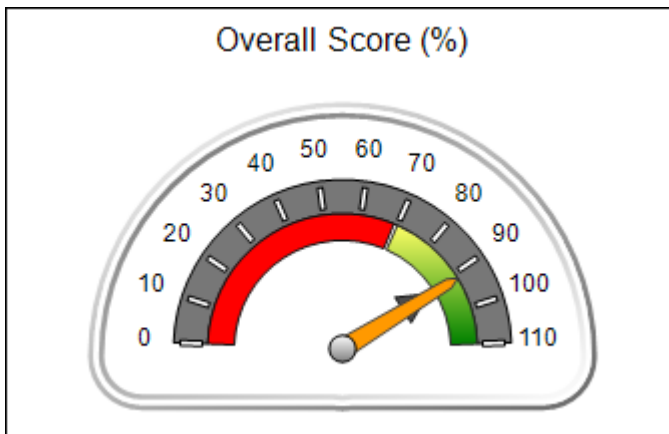
Report Quarter: Q1 FY2016

Provider/Program Name: Elks Aidmore Children's Center - Valdosta (5179) - CPA

300 N. St. Augustine Road, Valdosta, GA 31601 Phone: 229-244-3020 Vendor ID# 33264	Quarterly Scores (Grades)		Current Quarter Score (Grade)
	Q1: 91.61 (A-)	Q2: 94.99 (A)	91.61%
	Q3: 91.16 (A-)	Q4: 90.04 (A-)	(A-)
# New Foster Homes During Quarter: 1	# Children in Care During Quarter: 24	# Placements During Quarter: 28	# Children in Care On Last Day: 19
Quarterly Provider Comparisons to All CPAs			

■■■■■■■■ indicates MaITx Threshold

— indicates average for all CPAs





DHS, DFCS, Office of Provider Management
Performance-Based Placement Measures
RBWO Provider GA+SCORECARD - CPA
 Report Quarter: Q1 FY2016



Provider/Program Name: Elks Aidmore Children's Center - Valdosta (5179) - CPA

300 N. St. Augustine Road, Valdosta, GA 31601 Phone: 229-244-3020 Vendor ID# 33264		Quarterly Scores (Grades)		Current Quarter Score (Grade)
		Q1: 91.61 (A-)	Q2: 94.99 (A)	91.61%
		Q3: 91.16 (A-)	Q4: 90.04 (A-)	(A-)
# New Foster Homes During Quarter: 1		# Children in Care During Quarter: 24	# Placements During Quarter: 28	# Children in Care On Last Day: 19
	Avg Performance All CPAs (%)	Provider Performance (%)*	Possible Points (Weight)	Provider Points Earned
OPM Monitoring Reviews				
Annual Comprehensive Reviews	89%	94%	25	23.42
Safety Reviews	96%	95%	10	9.47
Foster Home Evaluation Qualitative Reviews	93%	Not Yet Conducted		
Monitoring Sub-Total			35	32.88
CPA Safety Outcomes				
Incidence of Maltreatment	0.12%	No Substantiated Reports	10	10.00
Staff Training	76%	100%	4	4.00
Safety Sub-Total			14	14.00
CPA Permanency Outcomes				
Placement Stability	92%	83%	10	8.30
Sibling Contacts	8%	60%	5	3.00
Permanency Sub-Total			15	11.30
CPA Well-Being Outcomes				
EPSDT Medical Visits	84%	77%	4	3.08
EPSDT Dental Visits	83%	64%	4	2.56
Academic Supports	80%	98%	4	3.92
Provider ECEM Visits	91%	85%	7	5.95
Provider General Contacts	88%	87%	7	6.09
Well-Being Sub-Total			26	21.60

*Performance calculation descriptions can be found in the FY 2016 RBWO PBP Measurements and Standards Guide.

Monitoring & Outcomes: Possible Points = 90		Points Earned: 79.78	
Score Before Incentives Credit			88.65%
Incentives Awarded			2.96 pts
PBP Verification			N/A pts
Total Score			91.61%



DHS, DFCS, Office of Provider Management
Performance-Based Placement Measures
RBWO Provider GA+SCORECARD - CPA



Report Quarter: Q1 FY2016

Provider/Program Name: Elks Aidmore Children's Center - Valdosta (5179) - CPA

# New Foster Homes During Quarter: 1		# Children in Care During Quarter: 24	# Placements During Quarter: 28	# Children in Care On Last Day: 19
CPA Incentive Credits	Avg Performance All CPAs (%)	Provider Performance (%)*	Possible Points (Weight)	Provider Points Earned
Early EPSDT Medical Visits		17%	2	0.34
Early EPSDT Dental Visits		20%	2	0.40
Permanency Contacts		0%	5	0.00
Additional Academic Supports		11%	2	0.22
Foster Hm Retention Rate (threshold = 90)		91%	2	2.00
Foster Hm Recruitment (threshold = 100)		0%	2	0.00
Active Agency Accreditation		0%	4	0.00
Staff Clinical Licensure		0%	5	0.00
Incentives Total	5.65		24	2.96
Maximum total combined incentive credit allowed is 10 points.			Incentives Awarded	2.96

*Performance calculation descriptions can be found in the FY 2016 RBWO PBP Measurements and Standards Guide.

Child Protective Services Investigations and Dispositions

The following investigations data, which is not used for scoring but is considered significant to a provider's performance, is from Georgia SHINES and is not considered final or complete until the end of the fiscal year.

Total Reports:	2
Number Screened In:	0
Number Screened Out:	2
Number Substantiated:	0
Number Unsubstantiated:	0
Number Active CPS Investigations:	0



DHS, DFCS, Office of Provider Management
Performance-Based Placement Measures
RBWO Provider GA+SCORECARD - CPA



Report Quarter: Q1 FY2016

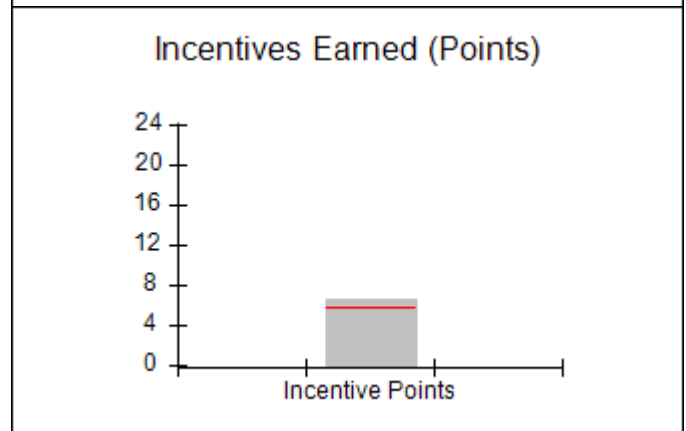
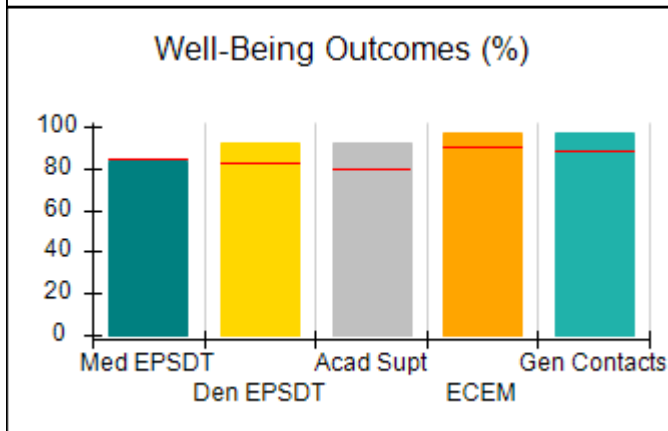
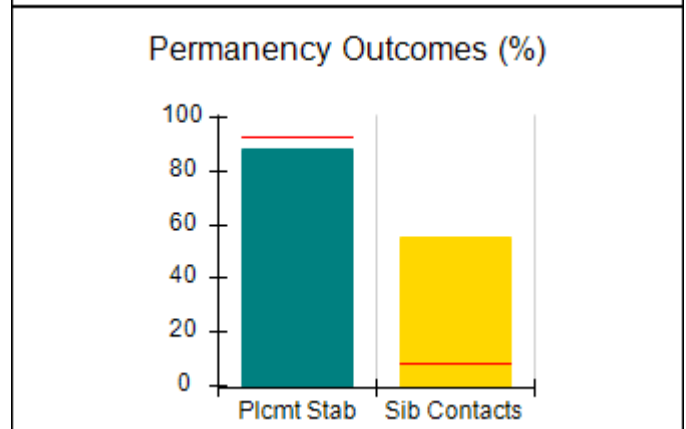
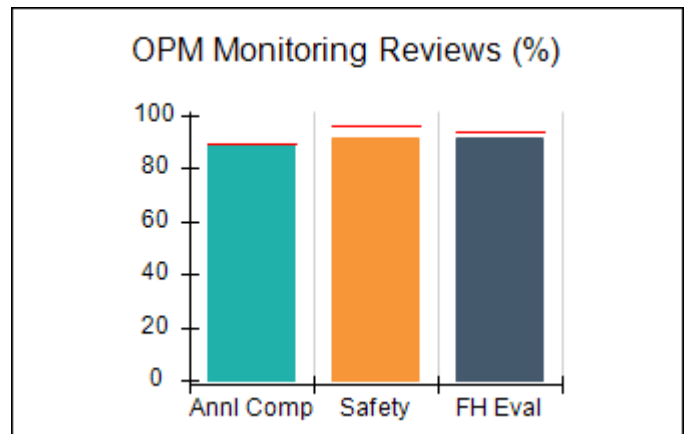
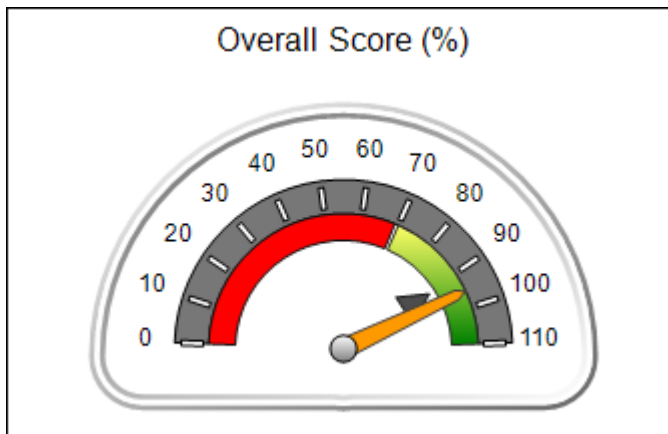
Provider/Program Name: ENA, Inc., dba NECCO (formerly GA SAFE) - Albany (672) - CPA

2231 Dawson Rd., Albany, GA 31707 Phone: 229-299-5095 Vendor ID# 84512	Quarterly Scores (Grades)		Current Quarter Score (Grade)
	Q1: 95.47 (A)	Q2: 96.28 (A)	95.47%
	Q3: 93.67 (A-)	Q4: 99.23 (A+)	(A)
# New Foster Homes During Quarter: 4	# Children in Care During Quarter: 76	# Placements During Quarter: 84	# Children in Care On Last Day: 60

Quarterly Provider Comparisons to All CPAs

■■■■■■■■ indicates MalTx Threshold

— indicates average for all CPAs





DHS, DFCS, Office of Provider Management
Performance-Based Placement Measures
RBWO Provider GA+SCORECARD - CPA



Report Quarter: Q1 FY2016

Provider/Program Name: ENA, Inc., dba NECCO (formerly GA SAFE) - Albany (672) - CPA

2231 Dawson Rd., Albany, GA 31707 Phone: 229-299-5095 Vendor ID# 84512	Quarterly Scores (Grades)		Current Quarter Score (Grade)
	Q1: 95.47 (A)	Q2: 96.28 (A)	95.47%
	Q3: 93.67 (A-)	Q4: 99.23 (A+)	(A)

# New Foster Homes During Quarter: 4	# Children in Care During Quarter: 76	# Placements During Quarter: 84	# Children in Care On Last Day: 60
--------------------------------------	---------------------------------------	---------------------------------	------------------------------------

	Avg Performance All CPAs (%)	Provider Performance (%)*	Possible Points (Weight)	Provider Points Earned
--	-------------------------------------	----------------------------------	---------------------------------	-------------------------------

OPM Monitoring Reviews

Annual Comprehensive Reviews	89%	89%	25	22.25
Safety Reviews	96%	91%	10	9.14
Foster Home Evaluation Qualitative Reviews	93%	91%	10	9.13
Monitoring Sub-Total			45	40.52

CPA Safety Outcomes

Incidence of Maltreatment	0.12%	No Substantiated Reports	10	10.00
Staff Training	76%	67%	4	2.68
Safety Sub-Total			14	12.68

CPA Permanency Outcomes

Placement Stability	92%	88%	10	8.80
Sibling Contacts	8%	55%	5	2.75
Permanency Sub-Total			15	11.55

CPA Well-Being Outcomes

EPSDT Medical Visits	84%	83%	4	3.32
EPSDT Dental Visits	83%	92%	4	3.68
Academic Supports	80%	92%	4	3.68
Provider ECEM Visits	91%	97%	7	6.79
Provider General Contacts	88%	97%	7	6.79
Well-Being Sub-Total			26	24.26

*Performance calculation descriptions can be found in the FY 2016 RBWO PBP Measurements and Standards Guide.

Monitoring & Outcomes: Possible Points = 100		Points Earned: 89.01	
Score Before Incentives Credit			89.01%
Incentives Awarded			6.46 pts
PBP Verification			N/A pts
Total Score			95.47%



DHS, DFCS, Office of Provider Management
Performance-Based Placement Measures
RBWO Provider GA+SCORECARD - CPA



Report Quarter: Q1 FY2016

Provider/Program Name: ENA, Inc., dba NECCO (formerly GA SAFE) - Albany (672) - CPA

# New Foster Homes During Quarter: 4		# Children in Care During Quarter: 76	# Placements During Quarter: 84	# Children in Care On Last Day: 60
CPA Incentive Credits	Avg Performance All CPAs (%)	Provider Performance (%)*	Possible Points (Weight)	Provider Points Earned
Early EPSDT Medical Visits		42%	2	0.84
Early EPSDT Dental Visits		81%	2	1.62
Permanency Contacts		0%	5	0.00
Additional Academic Supports		0%	2	0.00
Foster Hm Retention Rate (threshold = 90)		89%	2	0.00
Foster Hm Recruitment (threshold = 100)		125%	2	2.00
Active Agency Accreditation		50%	4	2.00
Staff Clinical Licensure		0%	5	0.00
Incentives Total	5.65		24	6.46
Maximum total combined incentive credit allowed is 10 points.			Incentives Awarded	6.46

*Performance calculation descriptions can be found in the FY 2016 RBWO PBP Measurements and Standards Guide.

Child Protective Services Investigations and Dispositions

The following investigations data, which is not used for scoring but is considered significant to a provider's performance, is from Georgia SHINES and is not considered final or complete until the end of the fiscal year.

Total Reports:	3
Number Screened In:	3
Number Screened Out:	0
Number Substantiated:	0
Number Unsubstantiated:	2
Number Active CPS Investigations:	1



DHS, DFCS, Office of Provider Management
Performance-Based Placement Measures
RBWO Provider GA+SCORECARD - CPA



Report Quarter: Q1 FY2016

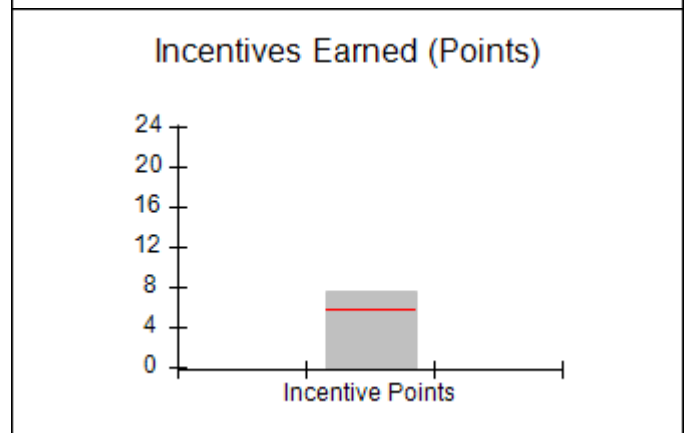
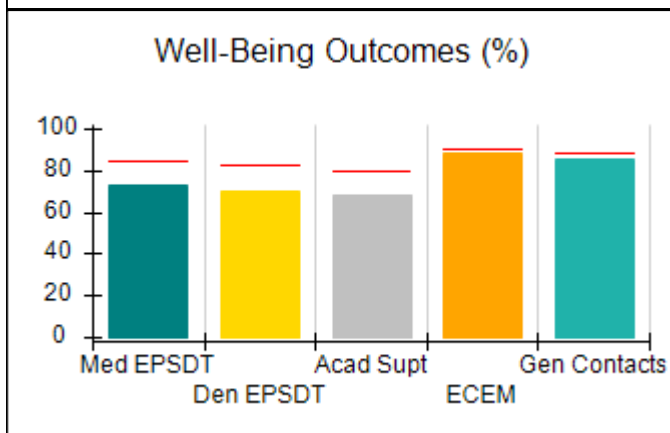
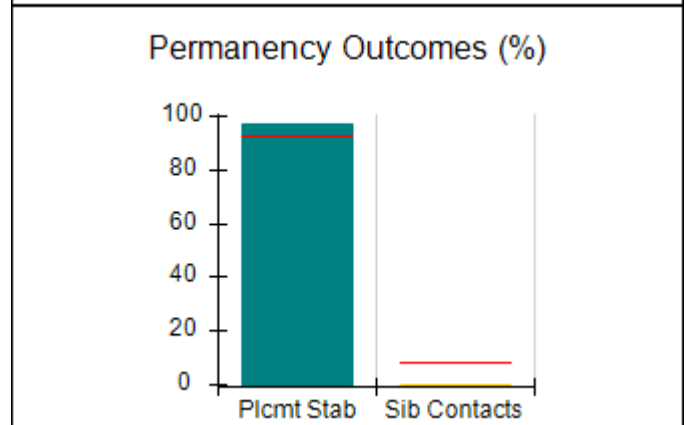
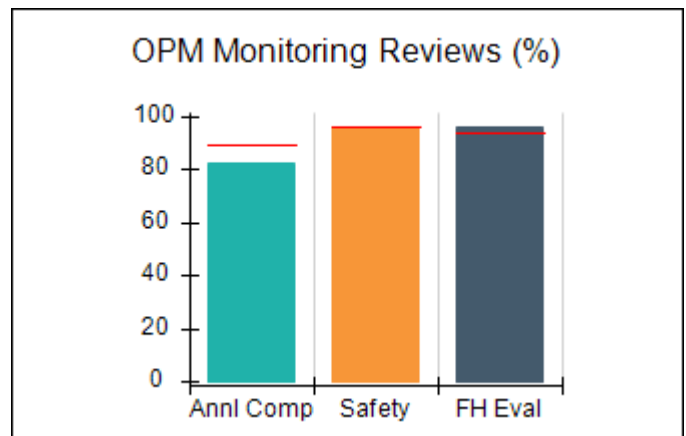
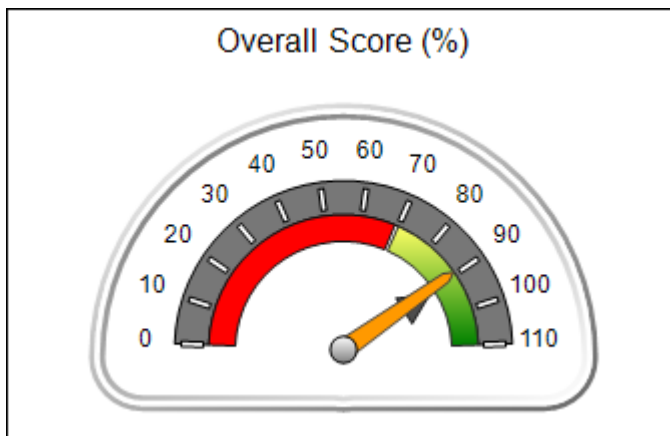
Provider/Program Name: ENA, Inc., dba NECCO (formerly GA SAFE) - Jonesboro (4289) - CPA

9556 Tara Blvd., Jonesboro, GA 30236 Phone: 678-610-1933 Vendor ID# 84514	Quarterly Scores (Grades)		Current Quarter Score (Grade)
	Q1: 89.34 (B+)	Q2: 88.59 (B+)	89.34% (B+)
	Q3: 77.58 (C+)	Q4: 84.71 (B)	
# New Foster Homes During Quarter: 6	# Children in Care During Quarter: 98	# Placements During Quarter: 100	# Children in Care On Last Day: 68

Quarterly Provider Comparisons to All CPAs

■■■■■■■■ indicates MalTx Threshold

— indicates average for all CPAs





DHS, DFCS, Office of Provider Management
Performance-Based Placement Measures
RBWO Provider GA+SCORECARD - CPA



Report Quarter: Q1 FY2016

Provider/Program Name: ENA, Inc., dba NECCO (formerly GA SAFE) - Jonesboro (4289) - CPA

9556 Tara Blvd., Jonesboro, GA 30236 Phone: 678-610-1933 Vendor ID# 84514	Quarterly Scores (Grades)		Current Quarter Score (Grade)
	Q1: 89.34 (B+)	Q2: 88.59 (B+)	89.34%
	Q3: 77.58 (C+)	Q4: 84.71 (B)	(B+)

# New Foster Homes During Quarter: 6	# Children in Care During Quarter: 98	# Placements During Quarter: 100	# Children in Care On Last Day: 68
--------------------------------------	---------------------------------------	----------------------------------	------------------------------------

	Avg Performance All CPAs (%)	Provider Performance (%)*	Possible Points (Weight)	Provider Points Earned
--	-------------------------------------	----------------------------------	---------------------------------	-------------------------------

OPM Monitoring Reviews

Annual Comprehensive Reviews	89%	83%	25	20.67
Safety Reviews	96%	96%	10	9.61
Foster Home Evaluation Qualitative Reviews	93%	96%	10	9.62
Monitoring Sub-Total			45	39.90

CPA Safety Outcomes

Incidence of Maltreatment	0.12%	No Substantiated Reports	10	10.00
Staff Training	76%	40%	4	1.60
Safety Sub-Total			14	11.60

CPA Permanency Outcomes

Placement Stability	92%	97%	10	9.70
Sibling Contacts	8%	0%	5	0.00
Permanency Sub-Total			15	9.70

CPA Well-Being Outcomes

EPSDT Medical Visits	84%	73%	4	2.92
EPSDT Dental Visits	83%	70%	4	2.80
Academic Supports	80%	68%	4	2.72
Provider ECEM Visits	91%	88%	7	6.16
Provider General Contacts	88%	85%	7	5.95
Well-Being Sub-Total			26	20.55

*Performance calculation descriptions can be found in the FY 2016 RBWO PBP Measurements and Standards Guide.

Monitoring & Outcomes: Possible Points = 100		Points Earned: 81.75	
Score Before Incentives Credit			81.75%
Incentives Awarded			7.59 pts
PBP Verification			N/A pts
Total Score			89.34%



DHS, DFCS, Office of Provider Management
Performance-Based Placement Measures
RBWO Provider GA+SCORECARD - CPA



Report Quarter: Q1 FY2016

Provider/Program Name: ENA, Inc., dba NECCO (formerly GA SAFE) - Jonesboro (4289) - CPA

# New Foster Homes During Quarter: 6		# Children in Care During Quarter: 98	# Placements During Quarter: 100	# Children in Care On Last Day: 68
CPA Incentive Credits	Avg Performance All CPAs (%)	Provider Performance (%)*	Possible Points (Weight)	Provider Points Earned
Early EPSDT Medical Visits		30%	2	0.60
Early EPSDT Dental Visits		17%	2	0.34
Permanency Contacts		13%	5	0.65
Additional Academic Supports		0%	2	0.00
Foster Hm Retention Rate (threshold = 90)		95%	2	2.00
Foster Hm Recruitment (threshold = 100)		125%	2	2.00
Active Agency Accreditation		50%	4	2.00
Staff Clinical Licensure		0%	5	0.00
Incentives Total	5.65		24	7.59
Maximum total combined incentive credit allowed is 10 points.			Incentives Awarded	7.59

*Performance calculation descriptions can be found in the FY 2016 RBWO PBP Measurements and Standards Guide.

Child Protective Services Investigations and Dispositions

The following investigations data, which is not used for scoring but is considered significant to a provider's performance, is from Georgia SHINES and is not considered final or complete until the end of the fiscal year.

Total Reports:	3
Number Screened In:	0
Number Screened Out:	3
Number Substantiated:	0
Number Unsubstantiated:	0
Number Active CPS Investigations:	0



DHS, DFCS, Office of Provider Management
Performance-Based Placement Measures
RBWO Provider GA+SCORECARD - CPA



Report Quarter: Q1 FY2016

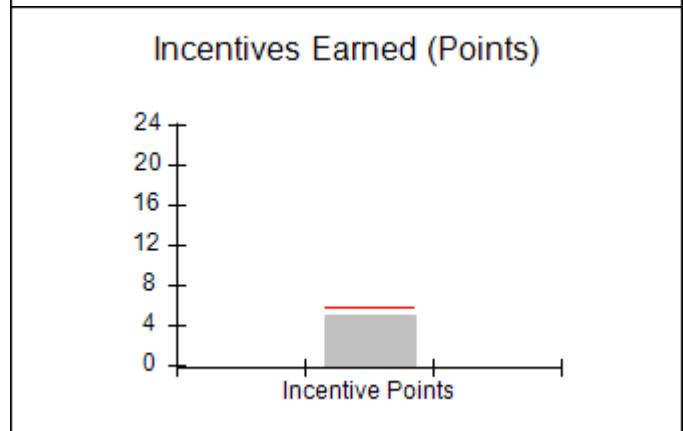
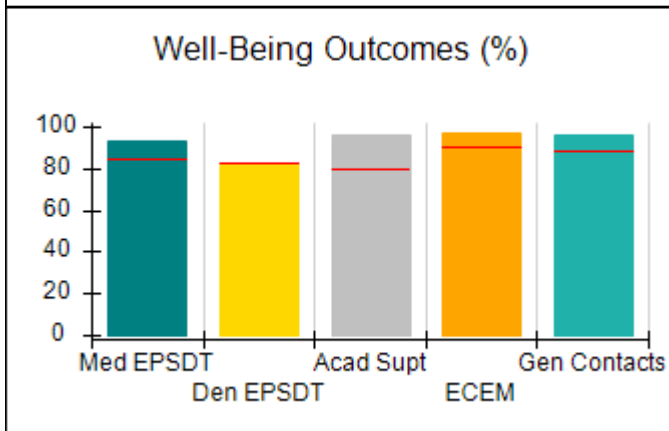
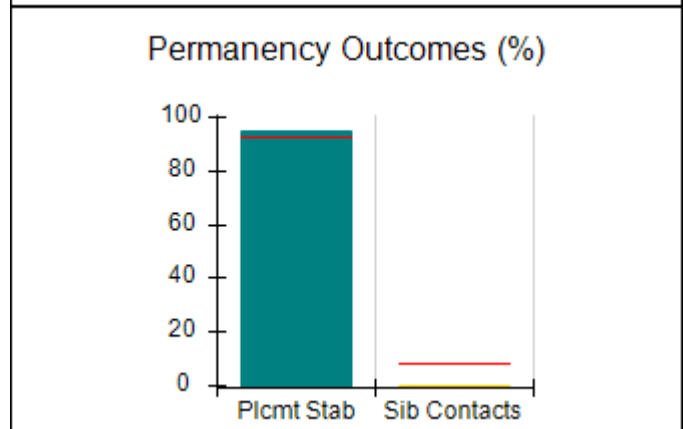
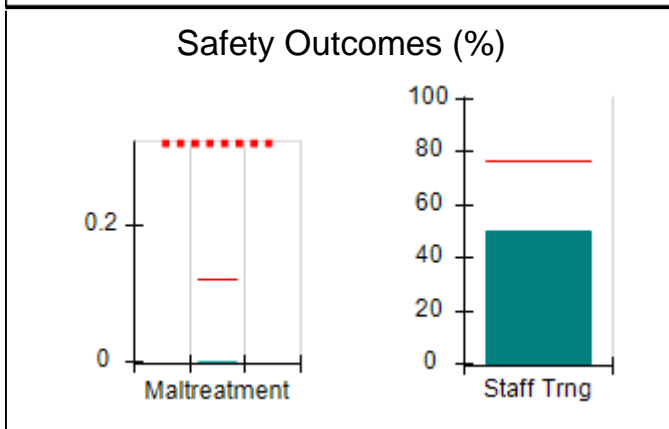
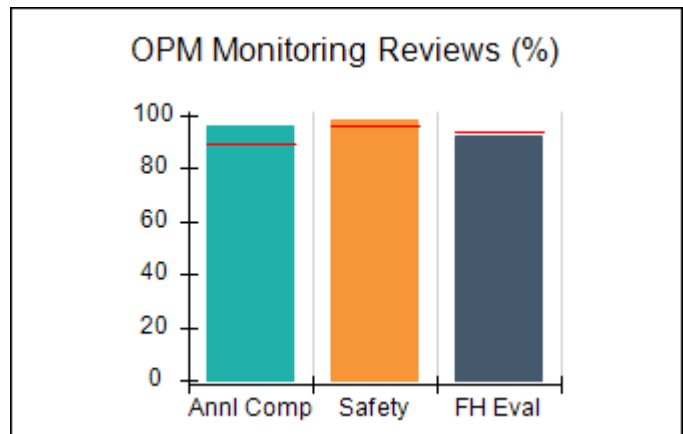
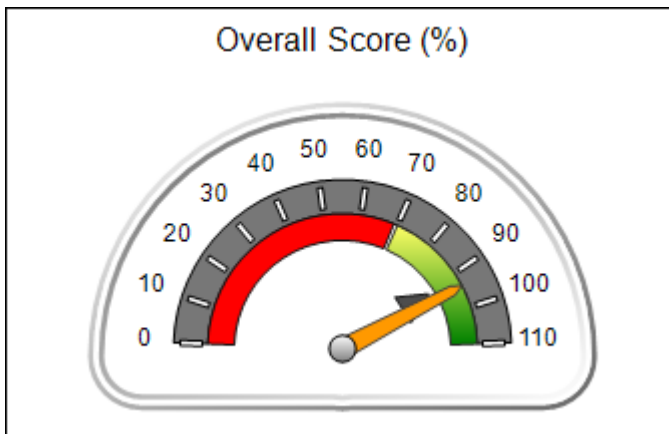
Provider/Program Name: ENA, Inc., dba NECCO (formerly GA SAFE) - Macon (675) - CPA

150 North Crest Boulevard, Macon, GA 31210 Phone: 478-254-2902 Vendor ID# 84513	Quarterly Scores (Grades)		Current Quarter Score (Grade)
	Q1: 93.92 (A-)	Q2: 88.23 (B+)	93.92% (A-)
	Q3: 92.35 (A-)	Q4: 81.63 (B-)	
# New Foster Homes During Quarter: 1	# Children in Care During Quarter: 74	# Placements During Quarter: 74	# Children in Care On Last Day: 52

Quarterly Provider Comparisons to All CPAs

■■■■■■■■ indicates MaITx Threshold

— indicates average for all CPAs





DHS, DFCS, Office of Provider Management
Performance-Based Placement Measures
RBWO Provider GA+SCORECARD - CPA
Report Quarter: Q1 FY2016



Provider/Program Name: ENA, Inc., dba NECCO (formerly GA SAFE) - Macon (675) - CPA

150 North Crest Boulevard, Macon, GA 31210 Phone: 478-254-2902 Vendor ID# 84513	Quarterly Scores (Grades)		Current Quarter Score (Grade)
	Q1: 93.92 (A-)	Q2: 88.23 (B+)	93.92% (A-)
	Q3: 92.35 (A-)	Q4: 81.63 (B-)	

# New Foster Homes During Quarter: 1	# Children in Care During Quarter: 74	# Placements During Quarter: 74	# Children in Care On Last Day: 52
--------------------------------------	---------------------------------------	---------------------------------	------------------------------------

	Avg Performance All CPAs (%)	Provider Performance (%)*	Possible Points (Weight)	Provider Points Earned
--	-------------------------------------	----------------------------------	---------------------------------	-------------------------------

OPM Monitoring Reviews

Annual Comprehensive Reviews	89%	96%	25	24.00
Safety Reviews	96%	98%	10	9.80
Foster Home Evaluation Qualitative Reviews	93%	92%	10	9.25
Monitoring Sub-Total			45	43.05

CPA Safety Outcomes

Incidence of Maltreatment	0.12%	No Substantiated Reports	10	10.00
Staff Training	76%	50%	4	2.00
Safety Sub-Total			14	12.00

CPA Permanency Outcomes

Placement Stability	92%	95%	10	9.50
Sibling Contacts	8%	0%	5	0.00
Permanency Sub-Total			15	9.50

CPA Well-Being Outcomes

EPSDT Medical Visits	84%	93%	4	3.72
EPSDT Dental Visits	83%	82%	4	3.28
Academic Supports	80%	96%	4	3.84
Provider ECEM Visits	91%	97%	7	6.79
Provider General Contacts	88%	96%	7	6.72
Well-Being Sub-Total			26	24.35

*Performance calculation descriptions can be found in the FY 2016 RBWO PBP Measurements and Standards Guide.

Monitoring & Outcomes: Possible Points = 100		Points Earned: 88.90	
Score Before Incentives Credit			88.90%
Incentives Awarded			5.02 pts
PBP Verification			N/A pts
Total Score			93.92%



DHS, DFCS, Office of Provider Management
Performance-Based Placement Measures
RBWO Provider GA+SCORECARD - CPA



Report Quarter: Q1 FY2016

Provider/Program Name: ENA, Inc., dba NECCO (formerly GA SAFE) - Macon (675) - CPA

# New Foster Homes During Quarter: 1		# Children in Care During Quarter: 74	# Placements During Quarter: 74	# Children in Care On Last Day: 52
CPA Incentive Credits	Avg Performance All CPAs (%)	Provider Performance (%)*	Possible Points (Weight)	Provider Points Earned
Early EPSDT Medical Visits		71%	2	1.42
Early EPSDT Dental Visits		55%	2	1.10
Permanency Contacts		0%	5	0.00
Additional Academic Supports		0%	2	0.00
Foster Hm Retention Rate (threshold = 90)		76%	2	0.00
Foster Hm Recruitment (threshold = 100)		75%	2	0.00
Active Agency Accreditation		50%	4	2.00
Staff Clinical Licensure		10%	5	0.50
Incentives Total	5.65		24	5.02
Maximum total combined incentive credit allowed is 10 points.			Incentives Awarded	5.02

*Performance calculation descriptions can be found in the FY 2016 RBWO PBP Measurements and Standards Guide.

Child Protective Services Investigations and Dispositions

The following investigations data, which is not used for scoring but is considered significant to a provider's performance, is from Georgia SHINES and is not considered final or complete until the end of the fiscal year.

Total Reports:	5
Number Screened In:	4
Number Screened Out:	1
Number Substantiated:	0
Number Unsubstantiated:	3
Number Active CPS Investigations:	1



DHS, DFCS, Office of Provider Management
Performance-Based Placement Measures
RBWO Provider GA+SCORECARD - CPA



Report Quarter: Q1 FY2016

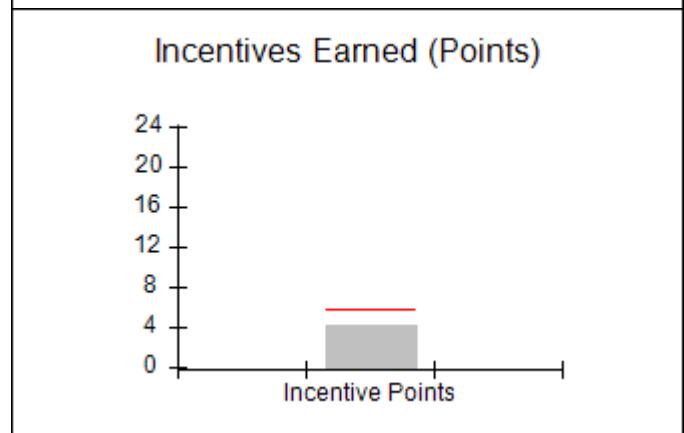
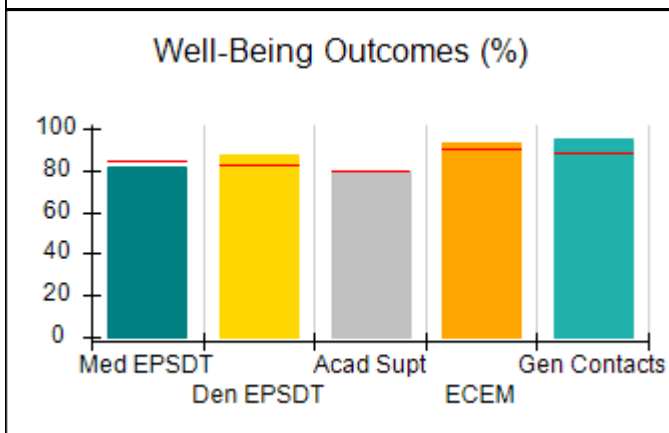
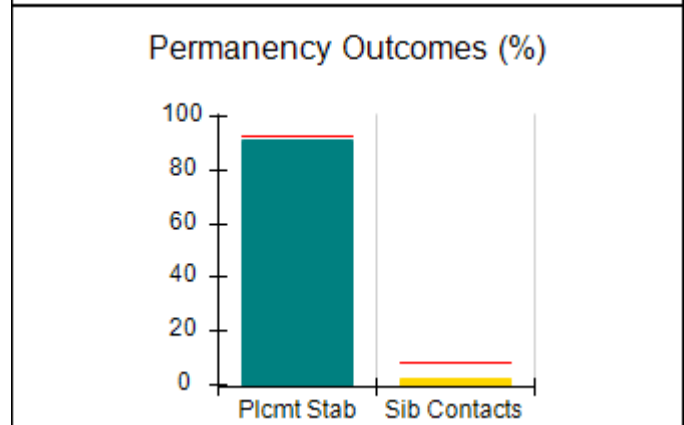
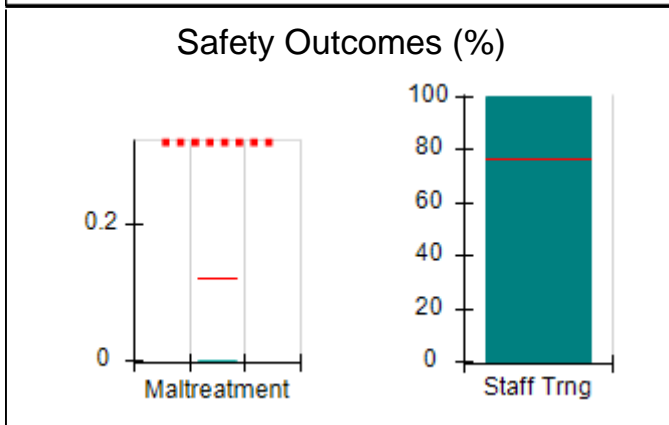
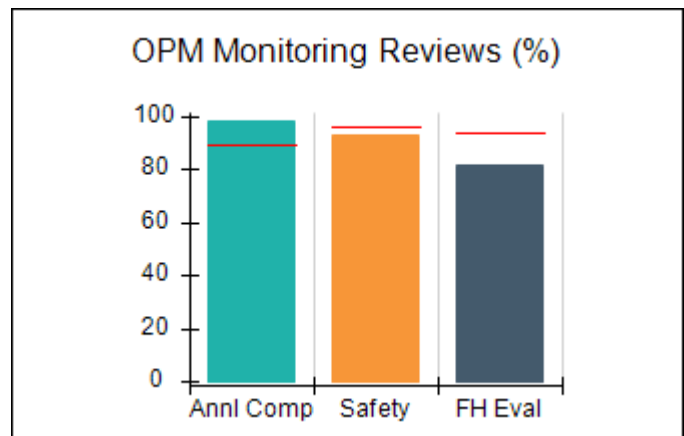
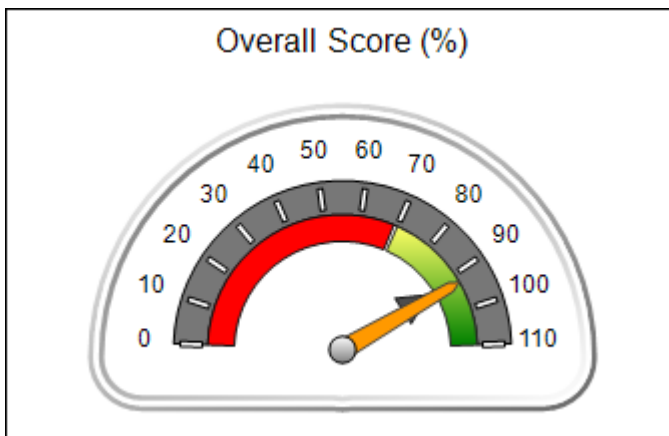
Provider/Program Name: ENA, Inc., dba NECCO (formerly GA SAFE) - Martinez (673) - CPA

4424 Columbia Rd., Martinez, GA 30907 Phone: 706-210-3435 Vendor ID# 84510	Quarterly Scores (Grades)		Current Quarter Score (Grade)
	Q1: 92.51 (A-)	Q2: 82.87 (B-)	92.51% (A-)
	Q3: 97.66 (A+)	Q4: 96.14 (A)	
# New Foster Homes During Quarter: 3	# Children in Care During Quarter: 70	# Placements During Quarter: 71	# Children in Care On Last Day: 55

Quarterly Provider Comparisons to All CPAs

■■■■■■■■ indicates MalTx Threshold

— indicates average for all CPAs





DHS, DFCS, Office of Provider Management
Performance-Based Placement Measures
RBWO Provider GA+SCORECARD - CPA



Report Quarter: Q1 FY2016

Provider/Program Name: ENA, Inc., dba NECCO (formerly GA SAFE) - Martinez (673) - CPA

4424 Columbia Rd., Martinez, GA 30907		Quarterly Scores (Grades)		Current Quarter Score (Grade)
Phone: 706-210-3435		Q1: 92.51 (A-)	Q2: 82.87 (B-)	92.51%
Vendor ID# 84510		Q3: 97.66 (A+)	Q4: 96.14 (A)	(A-)
# New Foster Homes During Quarter: 3		# Children in Care During Quarter: 70	# Placements During Quarter: 71	# Children in Care On Last Day: 55
	Avg Performance All CPAs (%)	Provider Performance (%)*	Possible Points (Weight)	Provider Points Earned
OPM Monitoring Reviews				
Annual Comprehensive Reviews	89%	98%	25	24.50
Safety Reviews	96%	93%	10	9.28
Foster Home Evaluation Qualitative Reviews	93%	82%	10	8.19
Monitoring Sub-Total			45	41.97
CPA Safety Outcomes				
Incidence of Maltreatment	0.12%	No Substantiated Reports	10	10.00
Staff Training	76%	100%	4	4.00
Safety Sub-Total			14	14.00
CPA Permanency Outcomes				
Placement Stability	92%	91%	10	9.10
Sibling Contacts	8%	2%	5	0.10
Permanency Sub-Total			15	9.20
CPA Well-Being Outcomes				
EPSDT Medical Visits	84%	82%	4	3.28
EPSDT Dental Visits	83%	87%	4	3.48
Academic Supports	80%	80%	4	3.20
Provider ECEM Visits	91%	93%	7	6.51
Provider General Contacts	88%	95%	7	6.65
Well-Being Sub-Total			26	23.12

*Performance calculation descriptions can be found in the FY 2016 RBWO PBP Measurements and Standards Guide.

Monitoring & Outcomes: Possible Points = 100		Points Earned: 88.29	
Score Before Incentives Credit			88.29%
Incentives Awarded			4.22 pts
PBP Verification			N/A pts
Total Score			92.51%



DHS, DFCS, Office of Provider Management
Performance-Based Placement Measures
RBWO Provider GA+SCORECARD - CPA



Report Quarter: Q1 FY2016

Provider/Program Name: ENA, Inc., dba NECCO (formerly GA SAFE) - Martinez (673) - CPA

# New Foster Homes During Quarter: 3		# Children in Care During Quarter: 70	# Placements During Quarter: 71	# Children in Care On Last Day: 55
CPA Incentive Credits	Avg Performance All CPAs (%)	Provider Performance (%)*	Possible Points (Weight)	Provider Points Earned
Early EPSDT Medical Visits		46%	2	0.92
Early EPSDT Dental Visits		41%	2	0.82
Permanency Contacts		0%	5	0.00
Additional Academic Supports		24%	2	0.48
Foster Hm Retention Rate (threshold = 90)		83%	2	0.00
Foster Hm Recruitment (threshold = 100)		75%	2	0.00
Active Agency Accreditation		50%	4	2.00
Staff Clinical Licensure		0%	5	0.00
Incentives Total	5.65		24	4.22
Maximum total combined incentive credit allowed is 10 points.			Incentives Awarded	4.22

*Performance calculation descriptions can be found in the FY 2016 RBWO PBP Measurements and Standards Guide.

Child Protective Services Investigations and Dispositions

The following investigations data, which is not used for scoring but is considered significant to a provider's performance, is from Georgia SHINES and is not considered final or complete until the end of the fiscal year.

Total Reports:	1
Number Screened In:	0
Number Screened Out:	1
Number Substantiated:	0
Number Unsubstantiated:	0
Number Active CPS Investigations:	0



DHS, DFCS, Office of Provider Management
Performance-Based Placement Measures
RBWO Provider GA+SCORECARD - CPA



Report Quarter: Q1 FY2016

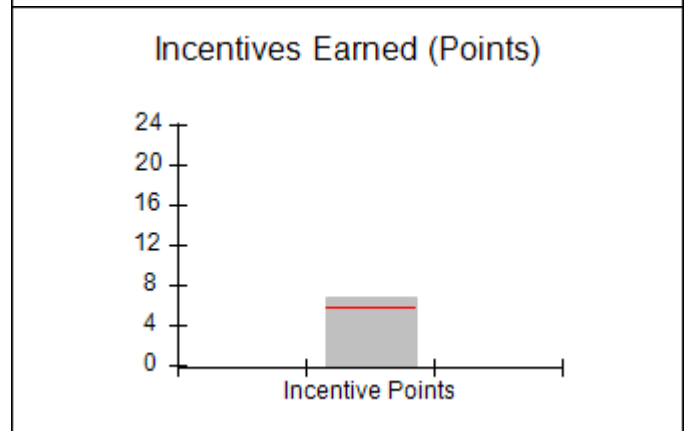
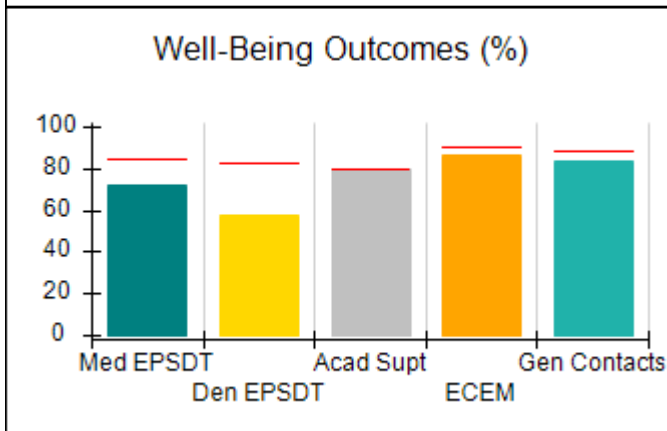
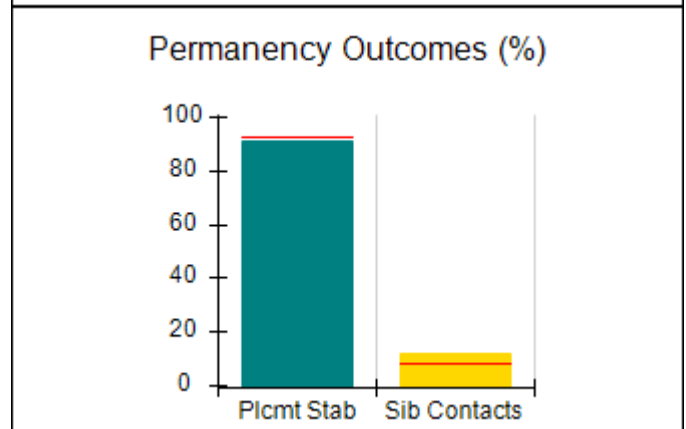
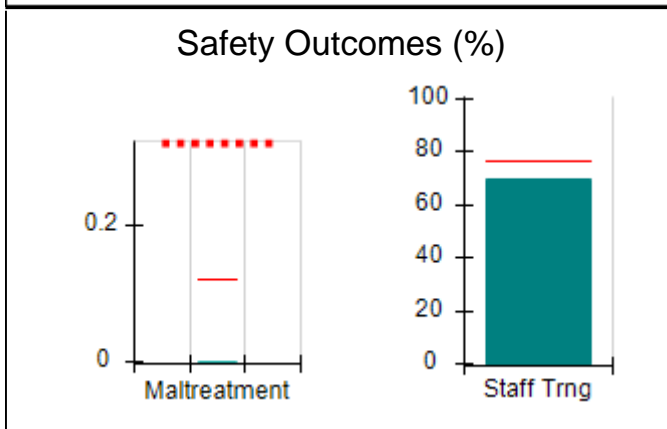
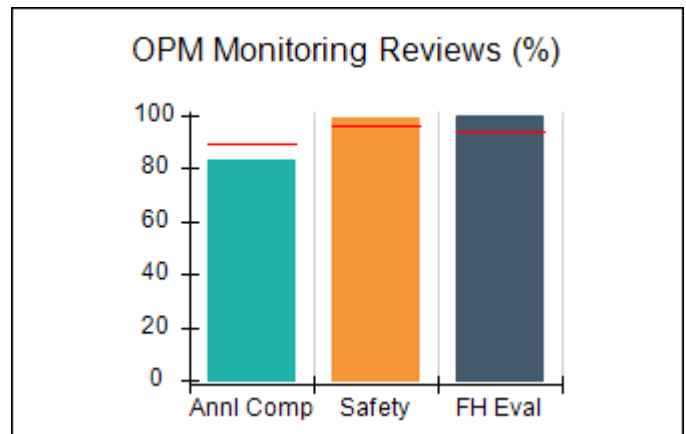
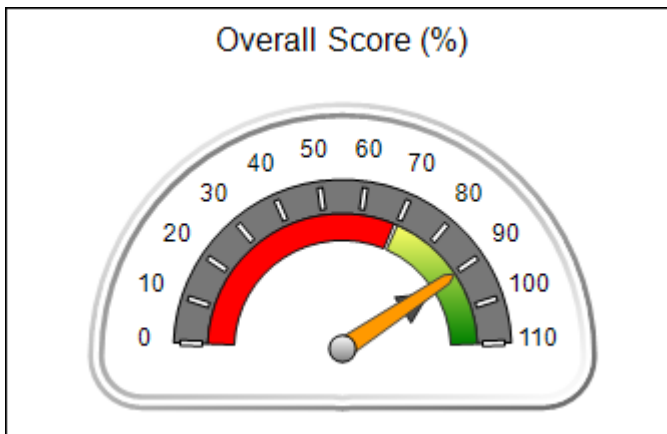
Provider/Program Name: Faithbridge Foster Care - Atlanta (974) - CPA

2655 Northwinds Pkwy., Alpharetta, GA 30009 Phone: 678-690-7114 Vendor ID# 82494	Quarterly Scores (Grades)		Current Quarter Score (Grade)
	Q1: 90.24 (A-)	Q2: 80.62 (B-)	90.24% (A-)
	Q3: 90.13 (A-)	Q4: 92.15 (A-)	
# New Foster Homes During Quarter: 15	# Children in Care During Quarter: 180	# Placements During Quarter: 194	# Children in Care On Last Day: 139

Quarterly Provider Comparisons to All CPAs

■■■■■■■■ indicates MalTx Threshold

— indicates average for all CPAs





DHS, DFCS, Office of Provider Management
Performance-Based Placement Measures
RBWO Provider GA+SCORECARD - CPA
 Report Quarter: Q1 FY2016



Provider/Program Name: Faithbridge Foster Care - Atlanta (974) - CPA

2655 Northwinds Pkwy., Alpharetta, GA 30009 Phone: 678-690-7114 Vendor ID# 82494	Quarterly Scores (Grades)		Current Quarter Score (Grade)
	Q1: 90.24 (A-)	Q2: 80.62 (B-)	90.24%
	Q3: 90.13 (A-)	Q4: 92.15 (A-)	(A-)

# New Foster Homes During Quarter: 15	# Children in Care During Quarter: 180	# Placements During Quarter: 194	# Children in Care On Last Day: 139
---------------------------------------	--	----------------------------------	-------------------------------------

	Avg Performance All CPAs (%)	Provider Performance (%)*	Possible Points (Weight)	Provider Points Earned
--	------------------------------	---------------------------	--------------------------	------------------------

OPM Monitoring Reviews

Annual Comprehensive Reviews	89%	83%	25	20.75
Safety Reviews	96%	99%	10	9.92
Foster Home Evaluation Qualitative Reviews	93%	100%	10	10.00
Monitoring Sub-Total			45	40.67

CPA Safety Outcomes

Incidence of Maltreatment	0.12%	No Substantiated Reports	10	10.00
Staff Training	76%	70%	4	2.80
Safety Sub-Total			14	12.80

CPA Permanency Outcomes

Placement Stability	92%	91%	10	9.10
Sibling Contacts	8%	12%	5	0.60
Permanency Sub-Total			15	9.70

CPA Well-Being Outcomes

EPSDT Medical Visits	84%	72%	4	2.88
EPSDT Dental Visits	83%	58%	4	2.32
Academic Supports	80%	80%	4	3.20
Provider ECEM Visits	91%	86%	7	6.02
Provider General Contacts	88%	83%	7	5.81
Well-Being Sub-Total			26	20.23

*Performance calculation descriptions can be found in the FY 2016 RBWO PBP Measurements and Standards Guide.

Monitoring & Outcomes: Possible Points = 100		Points Earned: 83.40	
Score Before Incentives Credit			83.40%
Incentives Awarded			6.84 pts
PBP Verification			N/A pts
Total Score			90.24%



DHS, DFCS, Office of Provider Management
Performance-Based Placement Measures
RBWO Provider GA+SCORECARD - CPA



Report Quarter: Q1 FY2016

Provider/Program Name: Faithbridge Foster Care - Atlanta (974) - CPA

# New Foster Homes During Quarter: 15		# Children in Care During Quarter: 180	# Placements During Quarter: 194	# Children in Care On Last Day: 139
CPA Incentive Credits	Avg Performance All CPAs (%)	Provider Performance (%)*	Possible Points (Weight)	Provider Points Earned
Early EPSDT Medical Visits		35%	2	0.70
Early EPSDT Dental Visits		24%	2	0.48
Permanency Contacts		10%	5	0.50
Additional Academic Supports		58%	2	1.16
Foster Hm Retention Rate (threshold = 90)		95%	2	2.00
Foster Hm Recruitment (threshold = 100)		350%	2	2.00
Active Agency Accreditation		0%	4	0.00
Staff Clinical Licensure		0%	5	0.00
Incentives Total	5.65		24	6.84
Maximum total combined incentive credit allowed is 10 points.			Incentives Awarded	6.84

*Performance calculation descriptions can be found in the FY 2016 RBWO PBP Measurements and Standards Guide.

Child Protective Services Investigations and Dispositions

The following investigations data, which is not used for scoring but is considered significant to a provider's performance, is from Georgia SHINES and is not considered final or complete until the end of the fiscal year.

Total Reports:	0
Number Screened In:	0
Number Screened Out:	0
Number Substantiated:	0
Number Unsubstantiated:	1
Number Active CPS Investigations:	-1



DHS, DFCS, Office of Provider Management
Performance-Based Placement Measures
RBWO Provider GA+SCORECARD - CPA



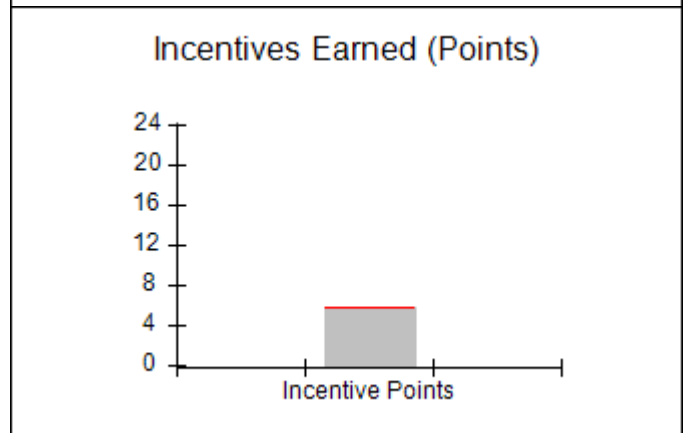
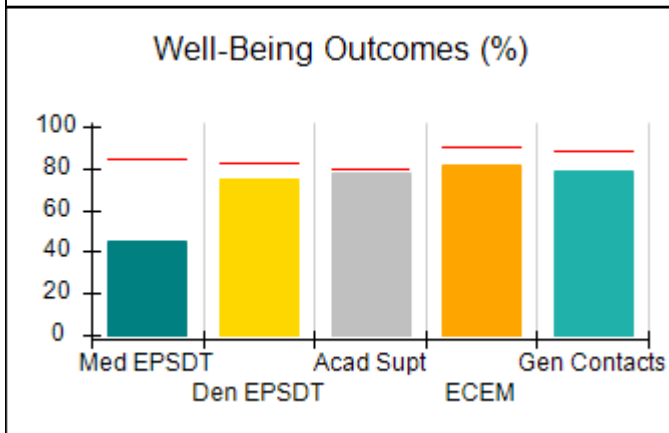
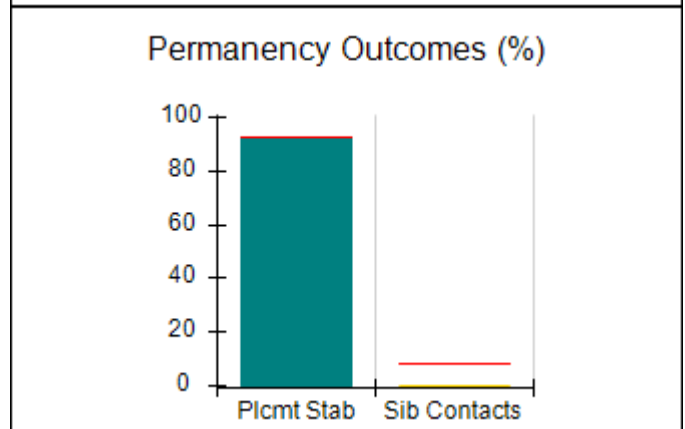
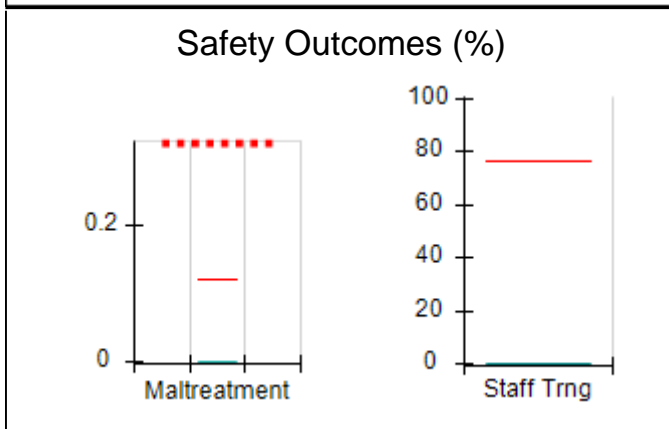
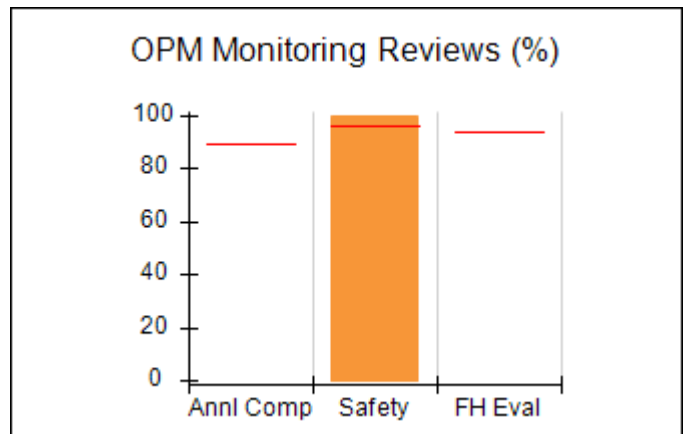
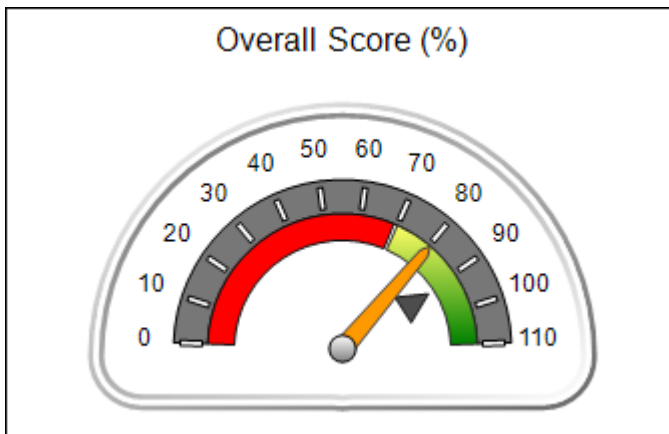
Report Quarter: Q1 FY2016

Provider/Program Name: Faithbridge Foster Care - Brunswick (5185) - CPA

1400 Norwich Street, Brunswick, GA 31520 Phone: 678-690-7114 Vendor ID# 121136	Quarterly Scores (Grades)		Current Quarter Score (Grade)
	Q1: 80.35 (B-)	Q2: 92.90 (A-)	80.35%
	Q3: 93.68 (A-)	Q4: 88.66 (B+)	(B-)
# New Foster Homes During Quarter: 1	# Children in Care During Quarter: 15	# Placements During Quarter: 16	# Children in Care On Last Day: 9
Quarterly Provider Comparisons to All CPAs			

■■■■■■■■ indicates MalTx Threshold

— indicates average for all CPAs





DHS, DFCS, Office of Provider Management
Performance-Based Placement Measures
RBWO Provider GA+SCORECARD - CPA
 Report Quarter: Q1 FY2016



Provider/Program Name: Faithbridge Foster Care - Brunswick (5185) - CPA

1400 Norwich Street, Brunswick, GA 31520 Phone: 678-690-7114 Vendor ID# 121136		Quarterly Scores (Grades)		Current Quarter Score (Grade)
		Q1: 80.35 (B-)	Q2: 92.90 (A-)	80.35% (B-)
		Q3: 93.68 (A-)	Q4: 88.66 (B+)	
# New Foster Homes During Quarter: 1		# Children in Care During Quarter: 15	# Placements During Quarter: 16	# Children in Care On Last Day: 9
	Avg Performance All CPAs (%)	Provider Performance (%)*	Possible Points (Weight)	Provider Points Earned
OPM Monitoring Reviews				
Annual Comprehensive Reviews	89%	Not Yet Conducted		
Safety Reviews	96%	100%	10	10.00
Foster Home Evaluation Qualitative Reviews	93%	Not Yet Conducted		
Monitoring Sub-Total			10	10.00
CPA Safety Outcomes				
Incidence of Maltreatment	0.12%	No Substantiated Reports	10	10.00
Staff Training	76%	0%	4	0.00
Safety Sub-Total			14	10.00
CPA Permanency Outcomes				
Placement Stability	92%	93%	10	9.30
Sibling Contacts	8%	0%	5	0.00
Permanency Sub-Total			15	9.30
CPA Well-Being Outcomes				
EPSDT Medical Visits	84%	45%	4	1.80
EPSDT Dental Visits	83%	75%	4	3.00
Academic Supports	80%	78%	4	3.12
Provider ECEM Visits	91%	82%	7	5.74
Provider General Contacts	88%	79%	7	5.53
Well-Being Sub-Total			26	19.19

*Performance calculation descriptions can be found in the FY 2016 RBWO PBP Measurements and Standards Guide.

Monitoring & Outcomes: Possible Points = 65		Points Earned: 48.49	
Score Before Incentives Credit			74.60%
Incentives Awarded			5.75 pts
PBP Verification			N/A pts
Total Score			80.35%



DHS, DFCS, Office of Provider Management
Performance-Based Placement Measures
RBWO Provider GA+SCORECARD - CPA



Report Quarter: Q1 FY2016

Provider/Program Name: Faithbridge Foster Care - Brunswick (5185) - CPA

# New Foster Homes During Quarter: 1		# Children in Care During Quarter: 15	# Placements During Quarter: 16	# Children in Care On Last Day: 9
CPA Incentive Credits	Avg Performance All CPAs (%)	Provider Performance (%)*	Possible Points (Weight)	Provider Points Earned
Early EPSDT Medical Visits		0%	2	0.00
Early EPSDT Dental Visits		50%	2	1.00
Permanency Contacts		55%	5	2.75
Additional Academic Supports		0%	2	0.00
Foster Hm Retention Rate (threshold = 90)		100%	2	2.00
Foster Hm Recruitment (threshold = 100)		0%	2	0.00
Active Agency Accreditation		0%	4	0.00
Staff Clinical Licensure		0%	5	0.00
Incentives Total	5.65		24	5.75
Maximum total combined incentive credit allowed is 10 points.			Incentives Awarded	5.75

*Performance calculation descriptions can be found in the FY 2016 RBWO PBP Measurements and Standards Guide.

Child Protective Services Investigations and Dispositions

The following investigations data, which is not used for scoring but is considered significant to a provider's performance, is from Georgia SHINES and is not considered final or complete until the end of the fiscal year.

Total Reports:	0
Number Screened In:	0
Number Screened Out:	0
Number Substantiated:	0
Number Unsubstantiated:	0
Number Active CPS Investigations:	0



DHS, DFCS, Office of Provider Management
Performance-Based Placement Measures
RBWO Provider GA+SCORECARD - CPA



Report Quarter: Q1 FY2016

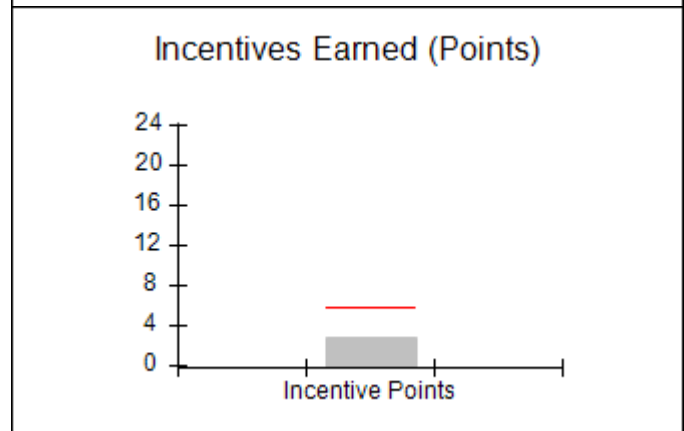
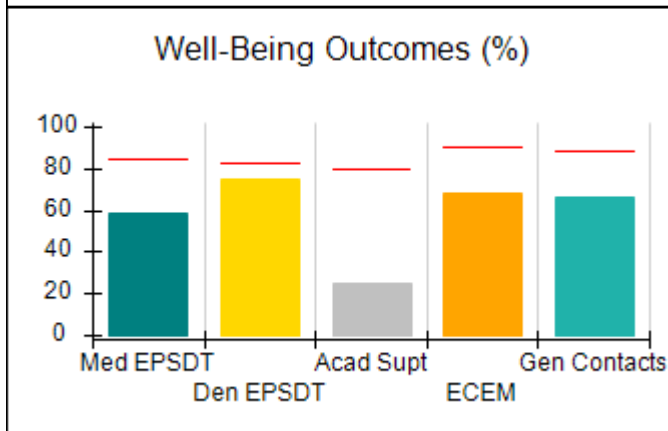
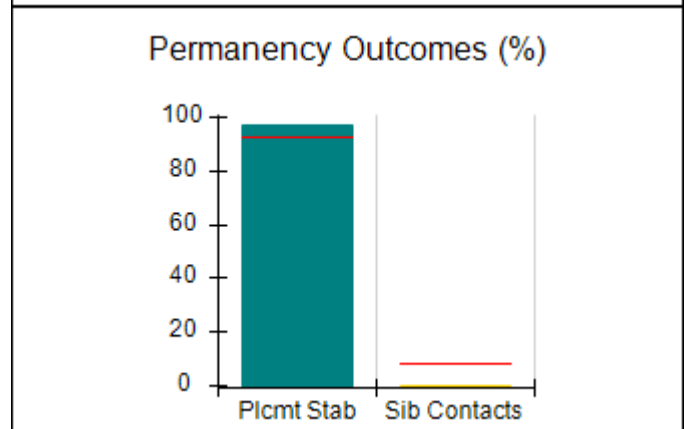
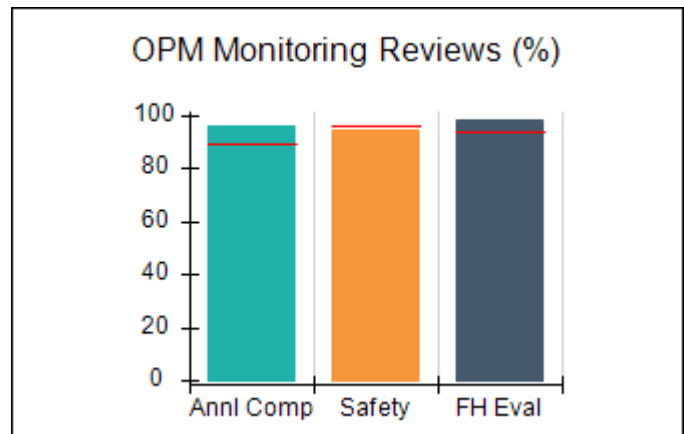
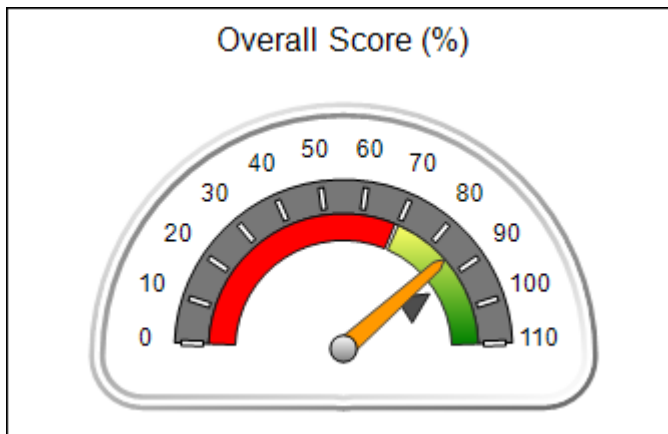
Provider/Program Name: Families First - Foster Care Program (639) - CPA

1105 W. Peachtree St., Atlanta, GA 30309 Phone: 404-853-2829 Vendor ID# 35335	Quarterly Scores (Grades)		Current Quarter Score (Grade)
	Q1: 85.33 (B)	Q2: 88.09 (B+)	85.33% (B)
	Q3: 83.94 (B-)	Q4: 95.51 (A)	
# New Foster Homes During Quarter: 1	# Children in Care During Quarter: 39	# Placements During Quarter: 39	# Children in Care On Last Day: 29

Quarterly Provider Comparisons to All CPAs

■■■■■■■■ indicates MaITx Threshold

— indicates average for all CPAs





DHS, DFCS, Office of Provider Management
Performance-Based Placement Measures
RBWO Provider GA+SCORECARD - CPA



Report Quarter: Q1 FY2016

Provider/Program Name: Families First - Foster Care Program (639) - CPA

1105 W. Peachtree St., Atlanta, GA 30309 Phone: 404-853-2829 Vendor ID# 35335		Quarterly Scores (Grades)		Current Quarter Score (Grade)
		Q1: 85.33 (B)	Q2: 88.09 (B+)	85.33% (B)
		Q3: 83.94 (B-)	Q4: 95.51 (A)	
# New Foster Homes During Quarter: 1		# Children in Care During Quarter: 39	# Placements During Quarter: 39	# Children in Care On Last Day: 29
	Avg Performance All CPAs (%)	Provider Performance (%)*	Possible Points (Weight)	Provider Points Earned
OPM Monitoring Reviews				
Annual Comprehensive Reviews	89%	96%	25	23.92
Safety Reviews	96%	94%	10	9.44
Foster Home Evaluation Qualitative Reviews	93%	98%	10	9.83
Monitoring Sub-Total			45	43.19
CPA Safety Outcomes				
Incidence of Maltreatment	0.12%	No Substantiated Reports	10	10.00
Staff Training	76%	100%	4	4.00
Safety Sub-Total			14	14.00
CPA Permanency Outcomes				
Placement Stability	92%	97%	10	9.70
Sibling Contacts	8%	0%	5	0.00
Permanency Sub-Total			15	9.70
CPA Well-Being Outcomes				
EPSDT Medical Visits	84%	59%	4	2.36
EPSDT Dental Visits	83%	75%	4	3.00
Academic Supports	80%	25%	4	1.00
Provider ECEM Visits	91%	68%	7	4.76
Provider General Contacts	88%	66%	7	4.62
Well-Being Sub-Total			26	15.74

*Performance calculation descriptions can be found in the FY 2016 RBWO PBP Measurements and Standards Guide.

Monitoring & Outcomes: Possible Points = 100		Points Earned: 82.63	
Score Before Incentives Credit			82.63%
Incentives Awarded			2.70 pts
PBP Verification			N/A pts
Total Score			85.33%



DHS, DFCS, Office of Provider Management
Performance-Based Placement Measures
RBWO Provider GA+SCORECARD - CPA
Report Quarter: Q1 FY2016



Provider/Program Name: Families First - Foster Care Program (639) - CPA

# New Foster Homes During Quarter: 1		# Children in Care During Quarter: 39	# Placements During Quarter: 39	# Children in Care On Last Day: 29
CPA Incentive Credits	Avg Performance All CPAs (%)	Provider Performance (%)*	Possible Points (Weight)	Provider Points Earned
Early EPSDT Medical Visits		0%	2	0.00
Early EPSDT Dental Visits		0%	2	0.00
Permanency Contacts		0%	5	0.00
Additional Academic Supports		10%	2	0.20
Foster Hm Retention Rate (threshold = 90)		82%	2	0.00
Foster Hm Recruitment (threshold = 100)		0%	2	0.00
Active Agency Accreditation		50%	4	2.00
Staff Clinical Licensure		10%	5	0.50
Incentives Total	5.65		24	2.70
Maximum total combined incentive credit allowed is 10 points.			Incentives Awarded	2.70

*Performance calculation descriptions can be found in the FY 2016 RBWO PBP Measurements and Standards Guide.

Child Protective Services Investigations and Dispositions

The following investigations data, which is not used for scoring but is considered significant to a provider's performance, is from Georgia SHINES and is not considered final or complete until the end of the fiscal year.

Total Reports:	6
Number Screened In:	3
Number Screened Out:	3
Number Substantiated:	0
Number Unsubstantiated:	0
Number Active CPS Investigations:	3



DHS, DFCS, Office of Provider Management
Performance-Based Placement Measures
RBWO Provider GA+SCORECARD - CPA



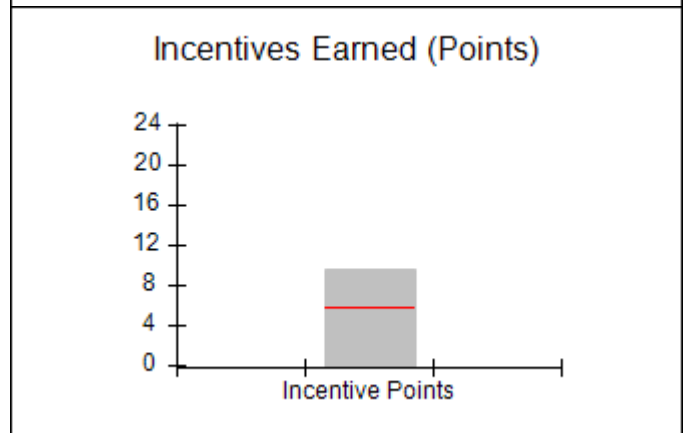
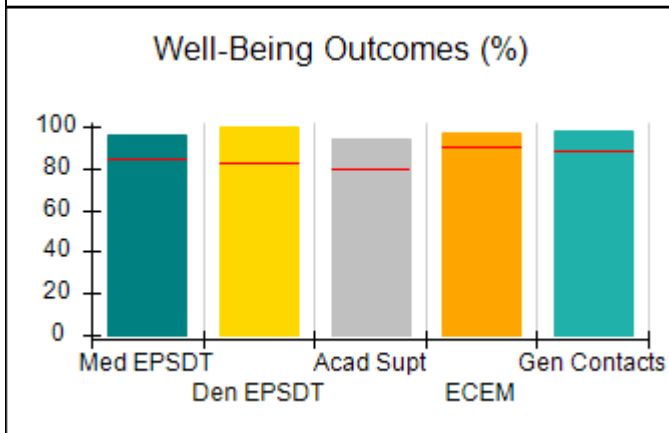
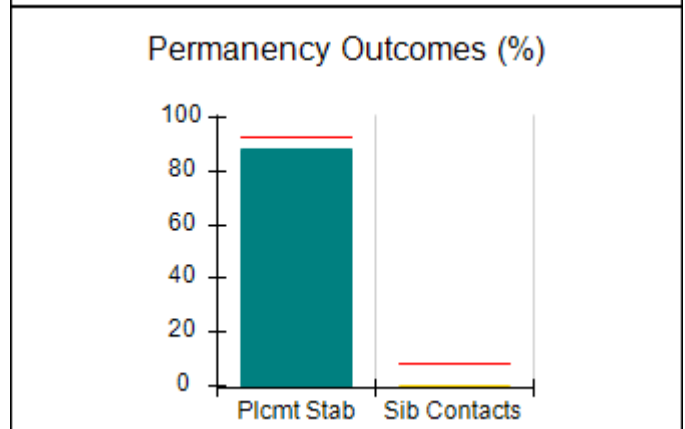
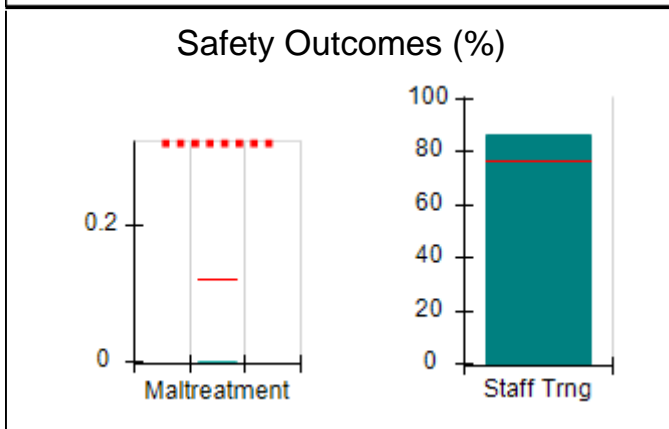
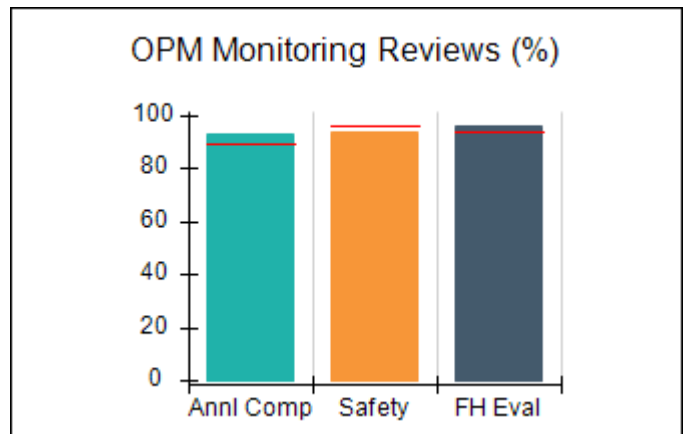
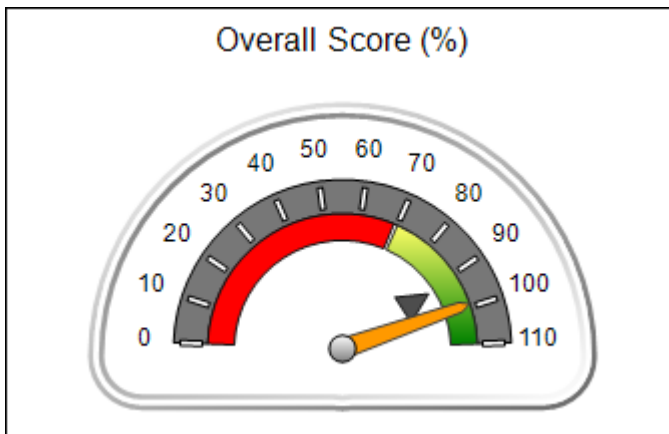
Report Quarter: Q1 FY2016

Provider/Program Name: Georgia Agape - (655) - CPA

3094 Mercer University Dr., Atlanta, GA 30341 Phone: 770-452-9995 Vendor ID# 35356	Quarterly Scores (Grades)		Current Quarter Score (Grade)
	Q1: 99.18 (A+)	Q2: 96.90 (A)	99.18% (A+)
	Q3: 102.40 (A+)	Q4: 101.64 (A+)	
# New Foster Homes During Quarter: 7	# Children in Care During Quarter: 25	# Placements During Quarter: 28	# Children in Care On Last Day: 21
Quarterly Provider Comparisons to All CPAs			

■■■■■■■■ indicates MalTx Threshold

— indicates average for all CPAs





DHS, DFCS, Office of Provider Management
Performance-Based Placement Measures
RBWO Provider GA+SCORECARD - CPA



Report Quarter: Q1 FY2016

Provider/Program Name: Georgia Agape - (655) - CPA

3094 Mercer University Dr., Atlanta, GA 30341 Phone: 770-452-9995 Vendor ID# 35356	Quarterly Scores (Grades)		Current Quarter Score (Grade)
	Q1: 99.18 (A+)	Q2: 96.90 (A)	99.18%
	Q3: 102.40 (A+)	Q4: 101.64 (A+)	(A+)

# New Foster Homes During Quarter: 7	# Children in Care During Quarter: 25	# Placements During Quarter: 28	# Children in Care On Last Day: 21
--------------------------------------	---------------------------------------	---------------------------------	------------------------------------

	Avg Performance All CPAs (%)	Provider Performance (%)*	Possible Points (Weight)	Provider Points Earned
--	------------------------------	---------------------------	--------------------------	------------------------

OPM Monitoring Reviews

Annual Comprehensive Reviews	89%	93%	25	23.25
Safety Reviews	96%	93%	10	9.33
Foster Home Evaluation Qualitative Reviews	93%	96%	10	9.58
Monitoring Sub-Total			45	42.15

CPA Safety Outcomes

Incidence of Maltreatment	0.12%	No Substantiated Reports	10	10.00
Staff Training	76%	86%	4	3.44
Safety Sub-Total			14	13.44

CPA Permanency Outcomes

Placement Stability	92%	88%	10	8.80
Sibling Contacts	8%	0%	5	0.00
Permanency Sub-Total			15	8.80

CPA Well-Being Outcomes

EPSDT Medical Visits	84%	96%	4	3.84
EPSDT Dental Visits	83%	100%	4	4.00
Academic Supports	80%	94%	4	3.76
Provider ECEM Visits	91%	97%	7	6.79
Provider General Contacts	88%	98%	7	6.86
Well-Being Sub-Total			26	25.25

*Performance calculation descriptions can be found in the FY 2016 RBWO PBP Measurements and Standards Guide.

Monitoring & Outcomes: Possible Points = 100	Points Earned: 89.64
Score Before Incentives Credit	89.64%
Incentives Awarded	9.54 pts
PBP Verification	N/A pts
Total Score	99.18%



DHS, DFCS, Office of Provider Management
Performance-Based Placement Measures
RBWO Provider GA+SCORECARD - CPA



Report Quarter: Q1 FY2016

Provider/Program Name: Georgia Agape - (655) - CPA

# New Foster Homes During Quarter: 7		# Children in Care During Quarter: 25	# Placements During Quarter: 28	# Children in Care On Last Day: 21
CPA Incentive Credits	Avg Performance All CPAs (%)	Provider Performance (%)*	Possible Points (Weight)	Provider Points Earned
Early EPSDT Medical Visits		78%	2	1.56
Early EPSDT Dental Visits		80%	2	1.60
Permanency Contacts		0%	5	0.00
Additional Academic Supports		94%	2	1.88
Foster Hm Retention Rate (threshold = 90)		68%	2	0.00
Foster Hm Recruitment (threshold = 100)		150%	2	2.00
Active Agency Accreditation		0%	4	0.00
Staff Clinical Licensure		50%	5	2.50
Incentives Total	5.65		24	9.54
Maximum total combined incentive credit allowed is 10 points.			Incentives Awarded	9.54

*Performance calculation descriptions can be found in the FY 2016 RBWO PBP Measurements and Standards Guide.

Child Protective Services Investigations and Dispositions

The following investigations data, which is not used for scoring but is considered significant to a provider's performance, is from Georgia SHINES and is not considered final or complete until the end of the fiscal year.

Total Reports:	0
Number Screened In:	0
Number Screened Out:	0
Number Substantiated:	0
Number Unsubstantiated:	0
Number Active CPS Investigations:	0



DHS, DFCS, Office of Provider Management
Performance-Based Placement Measures
RBWO Provider GA+SCORECARD - CPA



Report Quarter: Q1 FY2016

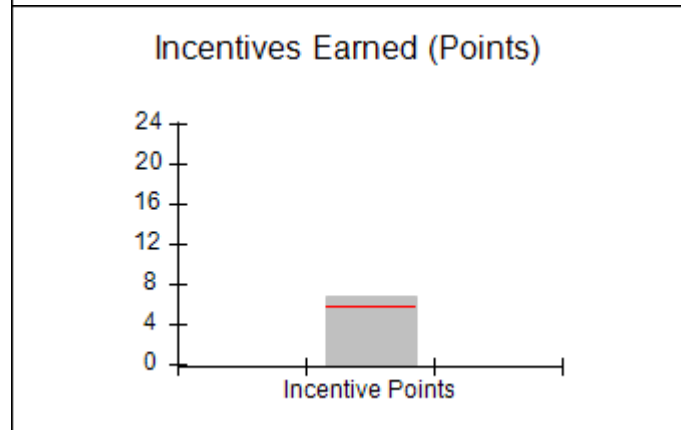
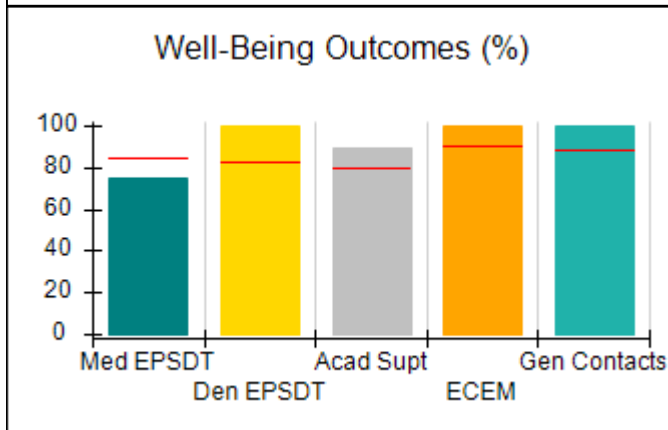
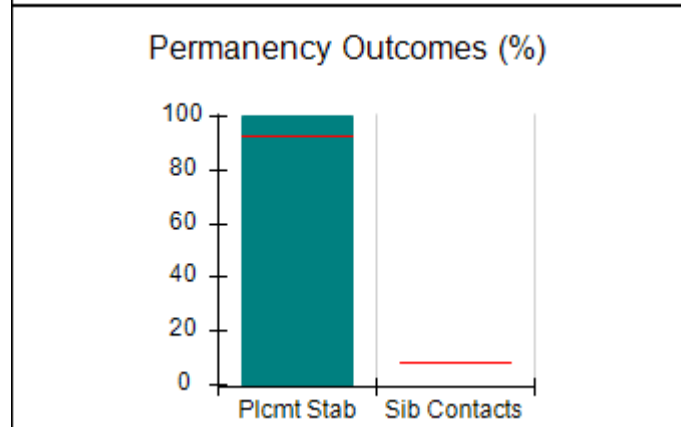
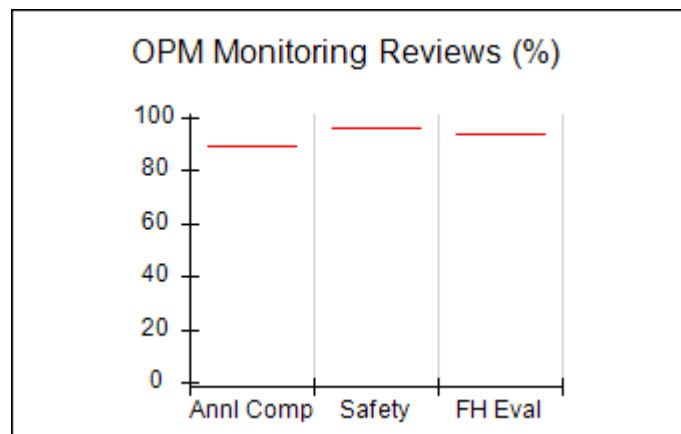
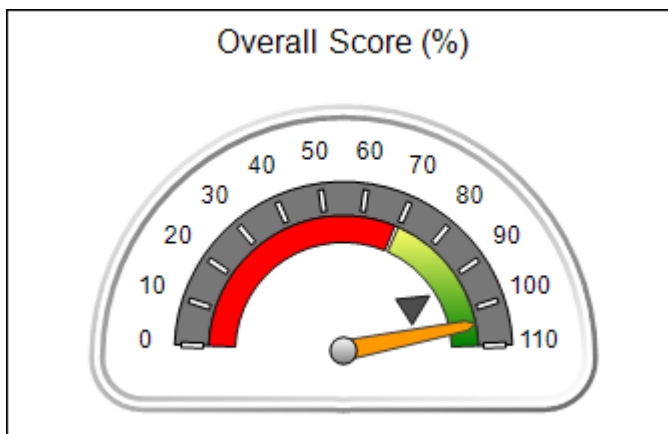
Provider/Program Name: Georgia Baptist Children's Home & Family Ministries - Palmetto Campus (CPA) (5211) - CPA

9250 Hutcheson Ferry Road, Palmetto, GA 30268 Phone: 770-463-3800 Vendor ID# 131262	Quarterly Scores (Grades)		Current Quarter Score (Grade)
	Q1: 104.14 (A+)	Q2: 104.79 (A+)	104.14%
	Q3: 104.48 (A+)	Q4: 103.82 (A+)	(A+)
# New Foster Homes During Quarter: 8	# Children in Care During Quarter: 8	# Placements During Quarter: 8	# Children in Care On Last Day: 8

Quarterly Provider Comparisons to All CPAs

■■■■■■■■ indicates MalTx Threshold

— indicates average for all CPAs





DHS, DFCS, Office of Provider Management
Performance-Based Placement Measures
RBWO Provider GA+SCORECARD - CPA



Report Quarter: Q1 FY2016

Provider/Program Name: Georgia Baptist Children's Home & Family Ministries - Palmetto Campus (CPA) (5211) - CPA

9250 Hutcheson Ferry Road, Palmetto, GA 30268	Quarterly Scores (Grades)		Current Quarter Score (Grade)
Phone: 770-463-3800	Q1: 104.14 (A+)	Q2: 104.79 (A+)	104.14%
Vendor ID# 131262	Q3: 104.48 (A+)	Q4: 103.82 (A+)	(A+)

# New Foster Homes During Quarter: 8	# Children in Care During Quarter: 8	# Placements During Quarter: 8	# Children in Care On Last Day: 8
--------------------------------------	--------------------------------------	--------------------------------	-----------------------------------

	Avg Performance All CPAs (%)	Provider Performance (%)*	Possible Points (Weight)	Provider Points Earned
--	-------------------------------------	----------------------------------	---------------------------------	-------------------------------

OPM Monitoring Reviews

Annual Comprehensive Reviews	89%	Not Yet Conducted		
Safety Reviews	96%	Not Yet Conducted		
Foster Home Evaluation Qualitative Reviews	93%	Not Yet Conducted		
Monitoring Sub-Total				0.00

CPA Safety Outcomes

Incidence of Maltreatment	0.12%	No Substantiated Reports	10	10.00
Staff Training	76%	100%	4	4.00
Safety Sub-Total			14	14.00

CPA Permanency Outcomes

Placement Stability	92%	100%	15	15.00
Sibling Contacts	8%	None Planned		
Permanency Sub-Total			15	15.00

CPA Well-Being Outcomes

EPSDT Medical Visits	84%	75%	4	3.00
EPSDT Dental Visits	83%	100%	4	4.00
Academic Supports	80%	89%	4	3.56
Provider ECEM Visits	91%	100%	7	7.00
Provider General Contacts	88%	100%	7	7.00
Well-Being Sub-Total			26	24.56

*Performance calculation descriptions can be found in the FY 2016 RBWO PBP Measurements and Standards Guide.

Monitoring & Outcomes: Possible Points = 55		Points Earned: 53.56	
Score Before Incentives Credit			97.38%
Incentives Awarded			6.76 pts
PBP Verification			N/A pts
Total Score			104.14%



DHS, DFCS, Office of Provider Management
Performance-Based Placement Measures
RBWO Provider GA+SCORECARD - CPA



Report Quarter: Q1 FY2016

Provider/Program Name: Georgia Baptist Children's Home & Family Ministries - Palmetto Campus (CPA) (5211) - CPA

# New Foster Homes During Quarter: 8		# Children in Care During Quarter: 8	# Placements During Quarter: 8	# Children in Care On Last Day: 8
CPA Incentive Credits	Avg Performance All CPAs (%)	Provider Performance (%)*	Possible Points (Weight)	Provider Points Earned
Early EPSDT Medical Visits		60%	2	1.20
Early EPSDT Dental Visits		Not Eligible	2	
Permanency Contacts		None Planned	5	
Additional Academic Supports		78%	2	1.56
Foster Hm Retention Rate (threshold = 90)		Not Eligible	2	0.00
Foster Hm Recruitment (threshold = 100)		200%	2	2.00
Active Agency Accreditation		50%	4	2.00
Staff Clinical Licensure		0%	5	0.00
Incentives Total	5.65		24	6.76
Maximum total combined incentive credit allowed is 10 points.			Incentives Awarded	6.76

*Performance calculation descriptions can be found in the FY 2016 RBWO PBP Measurements and Standards Guide.

Child Protective Services Investigations and Dispositions

The following investigations data, which is not used for scoring but is considered significant to a provider's performance, is from Georgia SHINES and is not considered final or complete until the end of the fiscal year.

Total Reports:	0
Number Screened In:	0
Number Screened Out:	0
Number Substantiated:	0
Number Unsubstantiated:	0
Number Active CPS Investigations:	0



DHS, DFCS, Office of Provider Management
Performance-Based Placement Measures
RBWO Provider GA+SCORECARD - CPA



Report Quarter: Q1 FY2016

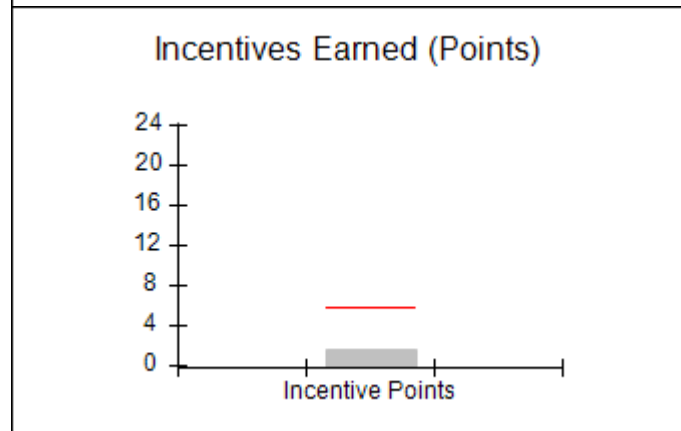
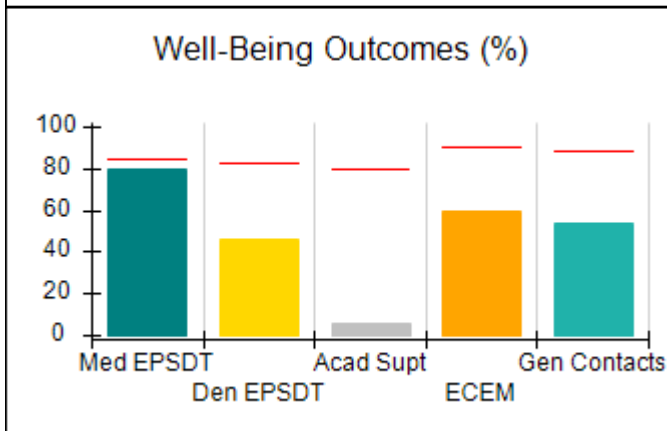
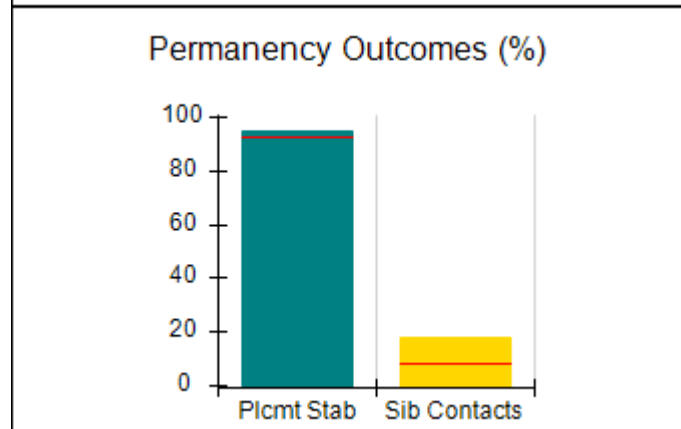
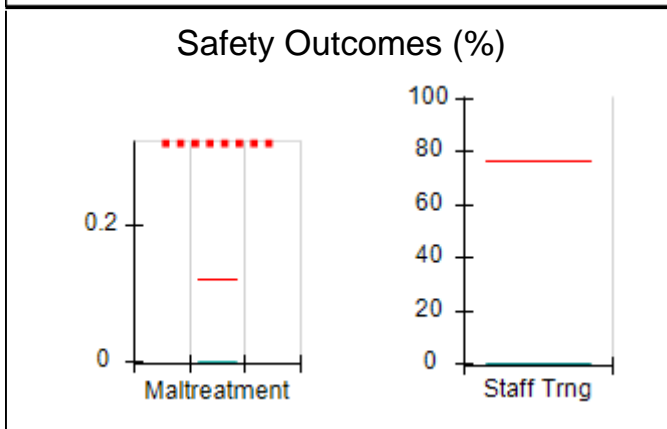
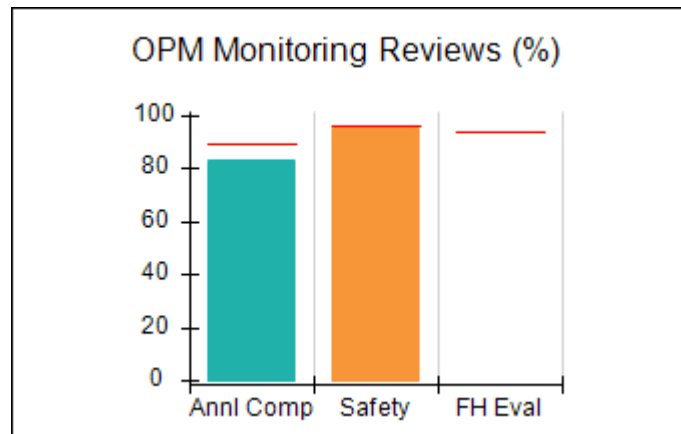
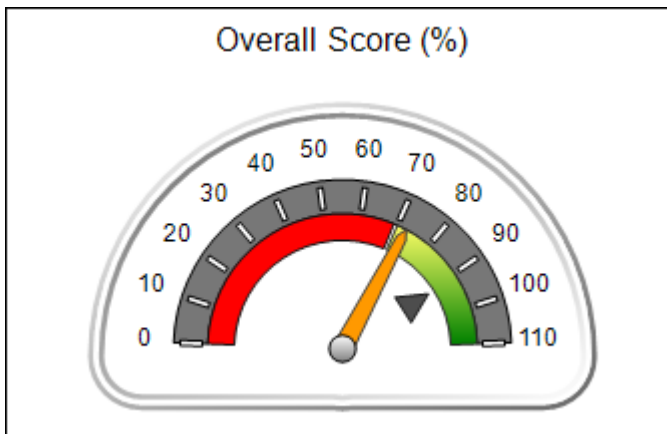
Provider/Program Name: Georgia Hope, Inc. - Georgia Hope (5182) - CPA

1257 Commercial Drive, Conyers, GA 30094 Phone: 770-344-8704 Vendor ID# 121496	Quarterly Scores (Grades)		Current Quarter Score (Grade)
	Q1: 72.57 (C-)	Q2: 88.45 (B+)	72.57% (C-)
	Q3: 102.37 (A+)	Q4: 102.47 (A+)	
# New Foster Homes During Quarter: 1	# Children in Care During Quarter: 22	# Placements During Quarter: 22	# Children in Care On Last Day: 12

Quarterly Provider Comparisons to All CPAs

■■■■■■■■ indicates MalTx Threshold

— indicates average for all CPAs





DHS, DFCS, Office of Provider Management
Performance-Based Placement Measures
RBWO Provider GA+SCORECARD - CPA
Report Quarter: Q1 FY2016



Provider/Program Name: Georgia Hope, Inc. - Georgia Hope (5182) - CPA

1257 Commercial Drive, Conyers, GA 30094 Phone: 770-344-8704 Vendor ID# 121496		Quarterly Scores (Grades)		Current Quarter Score (Grade)
		Q1: 72.57 (C-)	Q2: 88.45 (B+)	72.57% (C-)
		Q3: 102.37 (A+)	Q4: 102.47 (A+)	
# New Foster Homes During Quarter: 1		# Children in Care During Quarter: 22	# Placements During Quarter: 22	# Children in Care On Last Day: 12
	Avg Performance All CPAs (%)	Provider Performance (%)*	Possible Points (Weight)	Provider Points Earned
OPM Monitoring Reviews				
Annual Comprehensive Reviews	89%	83%	25	20.83
Safety Reviews	96%	95%	10	9.53
Foster Home Evaluation Qualitative Reviews	93%	Not Yet Conducted		
Monitoring Sub-Total			35	30.37
CPA Safety Outcomes				
Incidence of Maltreatment	0.12%	No Substantiated Reports	10	10.00
Staff Training	76%	0%	4	0.00
Safety Sub-Total			14	10.00
CPA Permanency Outcomes				
Placement Stability	92%	95%	10	9.50
Sibling Contacts	8%	18%	5	0.90
Permanency Sub-Total			15	10.40
CPA Well-Being Outcomes				
EPSDT Medical Visits	84%	80%	4	3.20
EPSDT Dental Visits	83%	46%	4	1.84
Academic Supports	80%	6%	4	0.24
Provider ECEM Visits	91%	60%	7	4.20
Provider General Contacts	88%	54%	7	3.78
Well-Being Sub-Total			26	13.26

*Performance calculation descriptions can be found in the FY 2016 RBWO PBP Measurements and Standards Guide.

Monitoring & Outcomes: Possible Points = 90		Points Earned: 64.03	
Score Before Incentives Credit			71.14%
Incentives Awarded			1.43 pts
PBP Verification			N/A pts
Total Score			72.57%



DHS, DFCS, Office of Provider Management
Performance-Based Placement Measures
RBWO Provider GA+SCORECARD - CPA



Report Quarter: Q1 FY2016

Provider/Program Name: Georgia Hope, Inc. - Georgia Hope (5182) - CPA

# New Foster Homes During Quarter: 1		# Children in Care During Quarter: 22	# Placements During Quarter: 22	# Children in Care On Last Day: 12
CPA Incentive Credits	Avg Performance All CPAs (%)	Provider Performance (%)*	Possible Points (Weight)	Provider Points Earned
Early EPSDT Medical Visits		0%	2	0.00
Early EPSDT Dental Visits		14%	2	0.28
Permanency Contacts		23%	5	1.15
Additional Academic Supports		0%	2	0.00
Foster Hm Retention Rate (threshold = 90)		0%	2	0.00
Foster Hm Recruitment (threshold = 100)		0%	2	0.00
Active Agency Accreditation		0%	4	0.00
Staff Clinical Licensure		0%	5	0.00
Incentives Total	5.65		24	1.43
Maximum total combined incentive credit allowed is 10 points.			Incentives Awarded	1.43

*Performance calculation descriptions can be found in the FY 2016 RBWO PBP Measurements and Standards Guide.

Child Protective Services Investigations and Dispositions

The following investigations data, which is not used for scoring but is considered significant to a provider's performance, is from Georgia SHINES and is not considered final or complete until the end of the fiscal year.

Total Reports:	0
Number Screened In:	0
Number Screened Out:	0
Number Substantiated:	0
Number Unsubstantiated:	0
Number Active CPS Investigations:	0



DHS, DFCS, Office of Provider Management
Performance-Based Placement Measures
RBWO Provider GA+SCORECARD - CPA



Report Quarter: Q1 FY2016

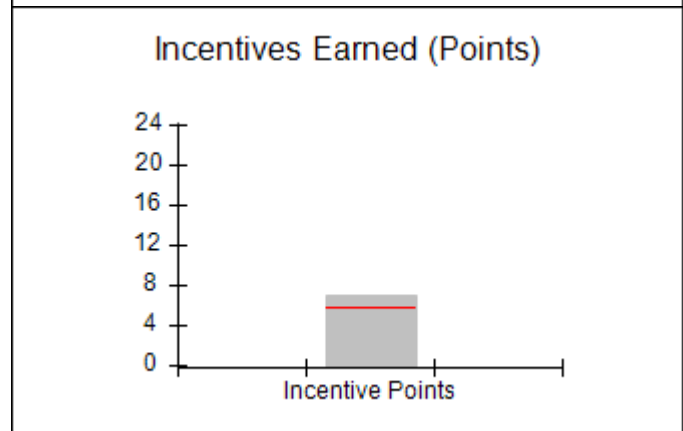
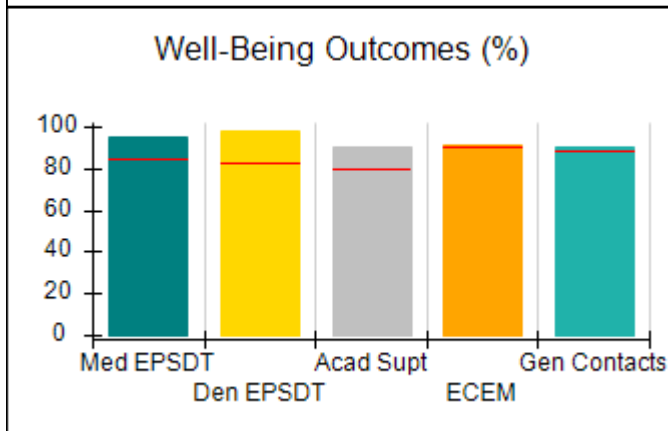
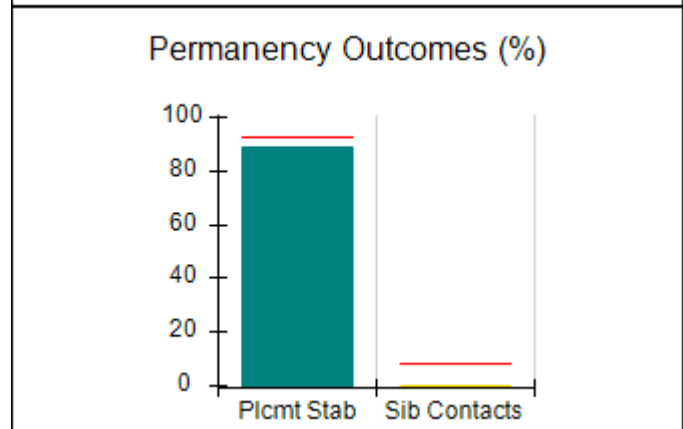
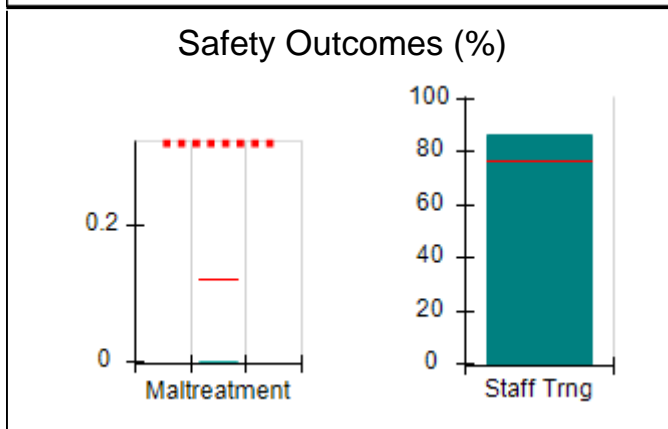
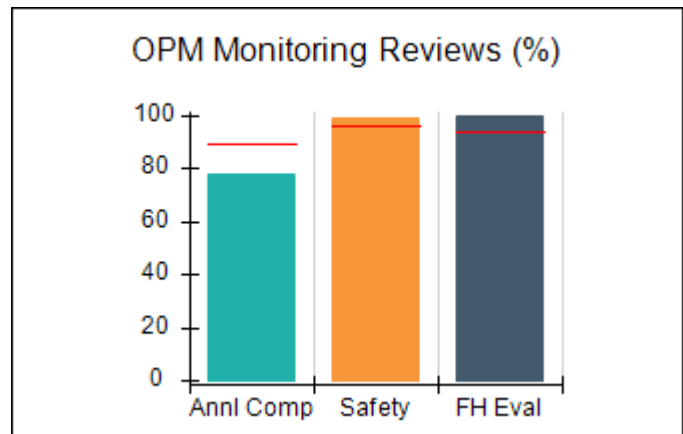
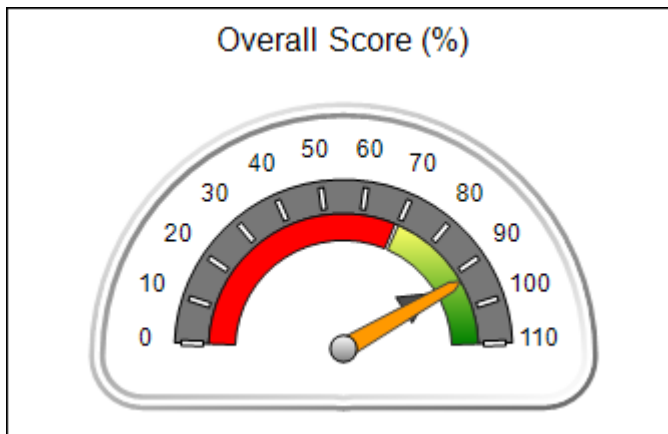
Provider/Program Name: Georgia Parent Support Network - (670) - CPA

1381 Metropolitan Pkwy., Atlanta, GA 30310 Phone: 404-758-4500 Vendor ID# 35378	Quarterly Scores (Grades)		Current Quarter Score (Grade)
	Q1: 92.63 (A-)	Q2: 95.53 (A)	92.63% (A-)
	Q3: 90.06 (A-)	Q4: 85.71 (B)	
# New Foster Homes During Quarter: 2	# Children in Care During Quarter: 70	# Placements During Quarter: 73	# Children in Care On Last Day: 57

Quarterly Provider Comparisons to All CPAs

■■■■■■■■ indicates MalTx Threshold

— indicates average for all CPAs





DHS, DFCS, Office of Provider Management
Performance-Based Placement Measures
RBWO Provider GA+SCORECARD - CPA
 Report Quarter: Q1 FY2016



Provider/Program Name: Georgia Parent Support Network - (670) - CPA

1381 Metropolitan Pkwy., Atlanta, GA 30310 Phone: 404-758-4500 Vendor ID# 35378	Quarterly Scores (Grades)		Current Quarter Score (Grade)
	Q1: 92.63 (A-)	Q2: 95.53 (A)	92.63%
	Q3: 90.06 (A-)	Q4: 85.71 (B)	(A-)

# New Foster Homes During Quarter: 2	# Children in Care During Quarter: 70	# Placements During Quarter: 73	# Children in Care On Last Day: 57
--------------------------------------	---------------------------------------	---------------------------------	------------------------------------

	Avg Performance All CPAs (%)	Provider Performance (%)*	Possible Points (Weight)	Provider Points Earned
--	------------------------------	---------------------------	--------------------------	------------------------

OPM Monitoring Reviews

Annual Comprehensive Reviews	89%	78%	25	19.50
Safety Reviews	96%	99%	10	9.90
Foster Home Evaluation Qualitative Reviews	93%	100%	10	10.00
Monitoring Sub-Total			45	39.40

CPA Safety Outcomes

Incidence of Maltreatment	0.12%	No Substantiated Reports	10	10.00
Staff Training	76%	86%	4	3.44
Safety Sub-Total			14	13.44

CPA Permanency Outcomes

Placement Stability	92%	89%	10	8.90
Sibling Contacts	8%	0%	5	0.00
Permanency Sub-Total			15	8.90

CPA Well-Being Outcomes

EPSDT Medical Visits	84%	95%	4	3.80
EPSDT Dental Visits	83%	98%	4	3.92
Academic Supports	80%	90%	4	3.60
Provider ECEM Visits	91%	91%	7	6.37
Provider General Contacts	88%	90%	7	6.30
Well-Being Sub-Total			26	23.99

*Performance calculation descriptions can be found in the FY 2016 RBWO PBP Measurements and Standards Guide.

Monitoring & Outcomes: Possible Points = 100		Points Earned: 85.73	
Score Before Incentives Credit			85.73%
Incentives Awarded			6.90 pts
PBP Verification			N/A pts
Total Score			92.63%



DHS, DFCS, Office of Provider Management
Performance-Based Placement Measures
RBWO Provider GA+SCORECARD - CPA



Report Quarter: Q1 FY2016

Provider/Program Name: Georgia Parent Support Network - (670) - CPA

# New Foster Homes During Quarter: 2		# Children in Care During Quarter: 70	# Placements During Quarter: 73	# Children in Care On Last Day: 57
CPA Incentive Credits	Avg Performance All CPAs (%)	Provider Performance (%)*	Possible Points (Weight)	Provider Points Earned
Early EPSDT Medical Visits		76%	2	1.52
Early EPSDT Dental Visits		96%	2	1.92
Permanency Contacts		0%	5	0.00
Additional Academic Supports		23%	2	0.46
Foster Hm Retention Rate (threshold = 90)		88%	2	0.00
Foster Hm Recruitment (threshold = 100)		0%	2	0.00
Active Agency Accreditation		50%	4	2.00
Staff Clinical Licensure		20%	5	1.00
Incentives Total	5.65		24	6.90
Maximum total combined incentive credit allowed is 10 points.			Incentives Awarded	6.90

*Performance calculation descriptions can be found in the FY 2016 RBWO PBP Measurements and Standards Guide.

Child Protective Services Investigations and Dispositions

The following investigations data, which is not used for scoring but is considered significant to a provider's performance, is from Georgia SHINES and is not considered final or complete until the end of the fiscal year.

Total Reports:	1
Number Screened In:	0
Number Screened Out:	1
Number Substantiated:	0
Number Unsubstantiated:	0
Number Active CPS Investigations:	0



DHS, DFCS, Office of Provider Management
Performance-Based Placement Measures
RBWO Provider GA+SCORECARD - CPA



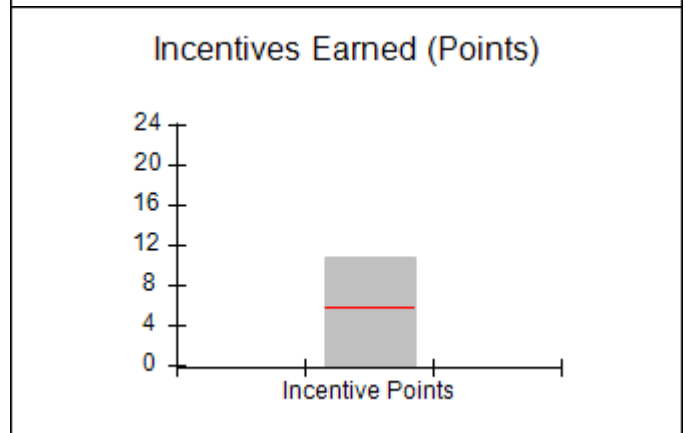
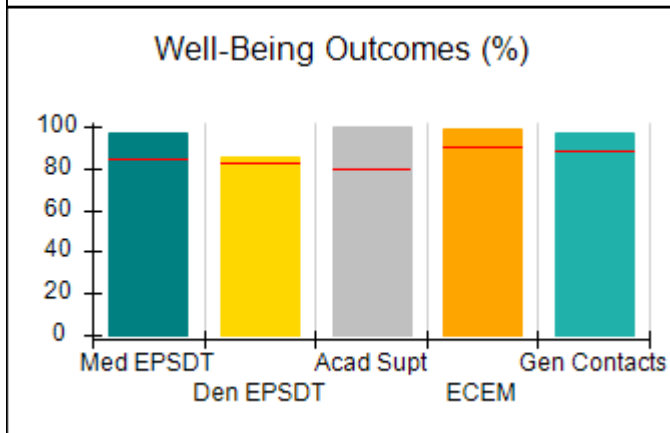
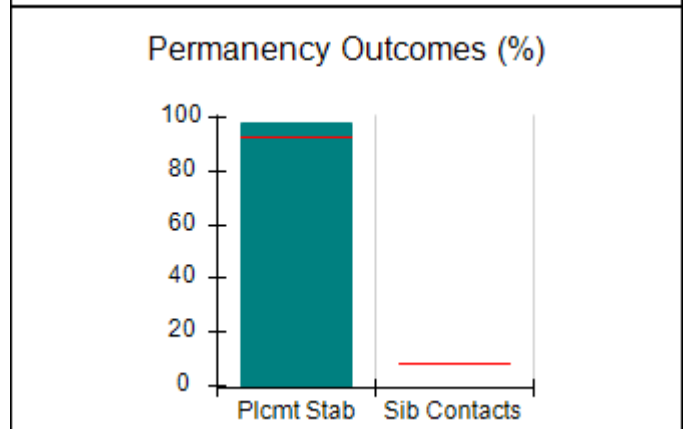
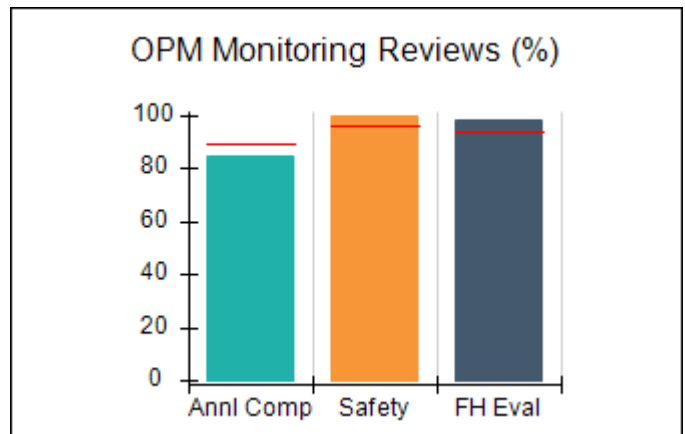
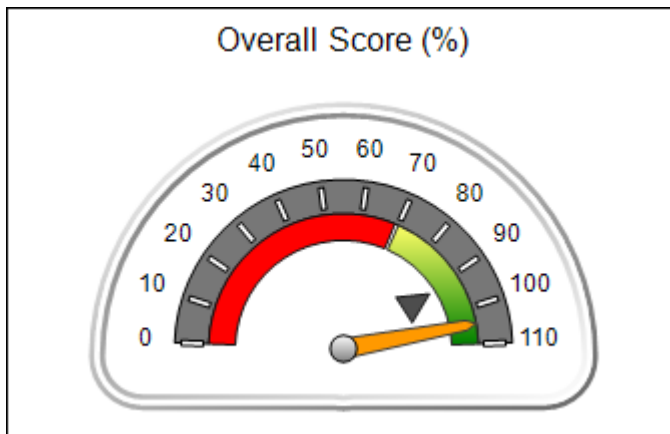
Report Quarter: Q1 FY2016

Provider/Program Name: Giving Children A Chance of Georgia - (981) - CPA

201 Vaughn Drive, Alpharetta, GA 30009 Phone: 770-255-1018 Vendor ID# 40276	Quarterly Scores (Grades)		Current Quarter Score (Grade)
	Q1: 104.56 (A+)	Q2: 101.60 (A+)	104.56%
	Q3: 104.39 (A+)	Q4: 99.28 (A+)	(A+)
# New Foster Homes During Quarter: 1	# Children in Care During Quarter: 89	# Placements During Quarter: 91	# Children in Care On Last Day: 64
Quarterly Provider Comparisons to All CPAs			

■■■■■■■■ indicates MalTx Threshold

— indicates average for all CPAs





DHS, DFCS, Office of Provider Management
Performance-Based Placement Measures
RBWO Provider GA+SCORECARD - CPA



Report Quarter: Q1 FY2016

Provider/Program Name: Giving Children A Chance of Georgia - (981) - CPA

201 Vaughn Drive, Alpharetta, GA 30009 Phone: 770-255-1018 Vendor ID# 40276		Quarterly Scores (Grades)		Current Quarter Score (Grade)
		Q1: 104.56 (A+)	Q2: 101.60 (A+)	104.56% (A+)
		Q3: 104.39 (A+)	Q4: 99.28 (A+)	
# New Foster Homes During Quarter: 1		# Children in Care During Quarter: 89	# Placements During Quarter: 91	# Children in Care On Last Day: 64
	Avg Performance All CPAs (%)	Provider Performance (%)*	Possible Points (Weight)	Provider Points Earned
OPM Monitoring Reviews				
Annual Comprehensive Reviews	89%	84%	25	21.08
Safety Reviews	96%	100%	10	9.96
Foster Home Evaluation Qualitative Reviews	93%	98%	10	9.81
Monitoring Sub-Total			45	40.86
CPA Safety Outcomes				
Incidence of Maltreatment	0.12%	No Substantiated Reports	10	10.00
Staff Training	76%	100%	4	4.00
Safety Sub-Total			14	14.00
CPA Permanency Outcomes				
Placement Stability	92%	98%	15	14.70
Sibling Contacts	8%	None Planned		
Permanency Sub-Total			15	14.70
CPA Well-Being Outcomes				
EPSDT Medical Visits	84%	97%	4	3.88
EPSDT Dental Visits	83%	85%	4	3.40
Academic Supports	80%	100%	4	4.00
Provider ECEM Visits	91%	99%	7	6.93
Provider General Contacts	88%	97%	7	6.79
Well-Being Sub-Total			26	25.00

*Performance calculation descriptions can be found in the FY 2016 RBWO PBP Measurements and Standards Guide.

Monitoring & Outcomes: Possible Points = 100		Points Earned: 94.56	
Score Before Incentives Credit			94.56%
Incentives Awarded			10.00 pts
PBP Verification			N/A pts
Total Score			104.56%



DHS, DFCS, Office of Provider Management
Performance-Based Placement Measures
RBWO Provider GA+SCORECARD - CPA



Report Quarter: Q1 FY2016

Provider/Program Name: Giving Children A Chance of Georgia - (981) - CPA

# New Foster Homes During Quarter: 1		# Children in Care During Quarter: 89	# Placements During Quarter: 91	# Children in Care On Last Day: 64
CPA Incentive Credits	Avg Performance All CPAs (%)	Provider Performance (%)*	Possible Points (Weight)	Provider Points Earned
Early EPSDT Medical Visits		75%	2	1.50
Early EPSDT Dental Visits		73%	2	1.46
Permanency Contacts		100%	5	5.00
Additional Academic Supports		45%	2	0.90
Foster Hm Retention Rate (threshold = 90)		90%	2	2.00
Foster Hm Recruitment (threshold = 100)		0%	2	0.00
Active Agency Accreditation		0%	4	0.00
Staff Clinical Licensure		0%	5	0.00
Incentives Total	5.65		24	10.86
Maximum total combined incentive credit allowed is 10 points.			Incentives Awarded	10.00

*Performance calculation descriptions can be found in the FY 2016 RBWO PBP Measurements and Standards Guide.

Child Protective Services Investigations and Dispositions

The following investigations data, which is not used for scoring but is considered significant to a provider's performance, is from Georgia SHINES and is not considered final or complete until the end of the fiscal year.

Total Reports:	0
Number Screened In:	0
Number Screened Out:	0
Number Substantiated:	0
Number Unsubstantiated:	0
Number Active CPS Investigations:	0



DHS, DFCS, Office of Provider Management
Performance-Based Placement Measures
RBWO Provider GA+SCORECARD - CPA



Report Quarter: Q1 FY2016

Provider/Program Name: Goshen Valley Foundation - Goshen Homes (5200) - CPA

505 Brown Industrial, Waleska, GA 30183

Phone: 404-643-3343

Vendor ID# 131805

Quarterly Scores (Grades)

Current Quarter Score (Grade)

Q1: 80.42 (B-)

Q2: 98.05 (A+)

80.42%

Q3: 106.29 (A+)

Q4: 102.08 (A+)

(B-)

New Foster Homes During Quarter: 2

Children in Care During Quarter: 4

Placements During Quarter: 4

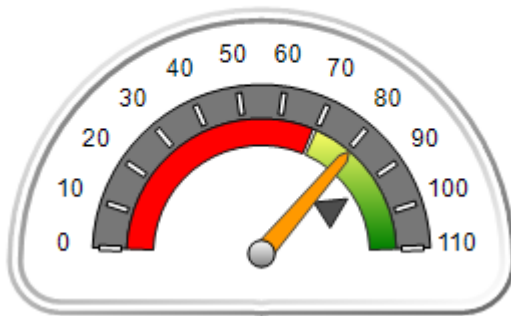
Children in Care On Last Day: 4

Quarterly Provider Comparisons to All CPAs

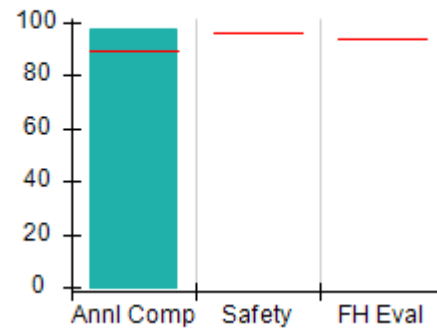
■■■■■■■■ indicates MalTx Threshold

— indicates average for all CPAs

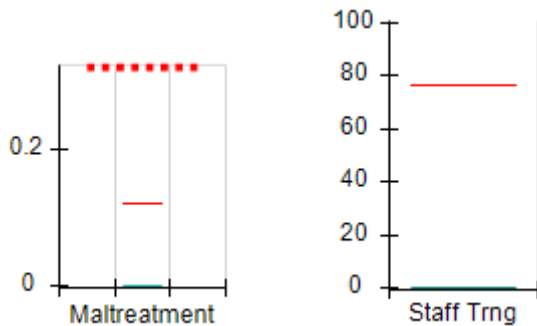
Overall Score (%)



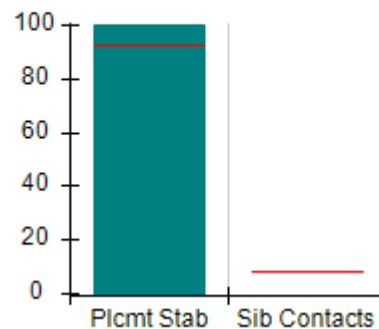
OPM Monitoring Reviews (%)



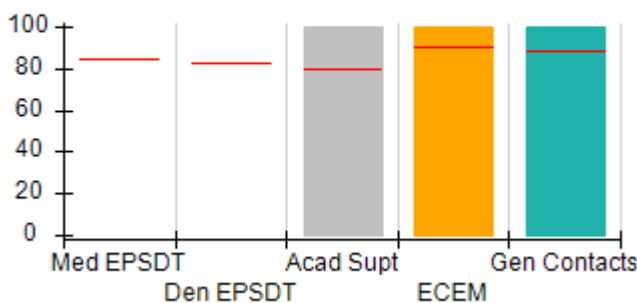
Safety Outcomes (%)



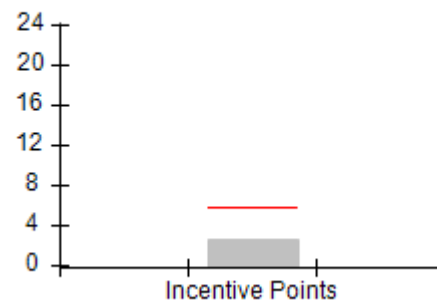
Permanency Outcomes (%)



Well-Being Outcomes (%)



Incentives Earned (Points)





DHS, DFCS, Office of Provider Management
Performance-Based Placement Measures
RBWO Provider GA+SCORECARD - CPA



Report Quarter: Q1 FY2016

Provider/Program Name: Goshen Valley Foundation - Goshen Homes (5200) - CPA

505 Brown Industrial, Waleska, GA 30183 Phone: 404-643-3343 Vendor ID# 131805		Quarterly Scores (Grades)		Current Quarter Score (Grade)
		Q1: 80.42 (B-)	Q2: 98.05 (A+)	80.42%
		Q3: 106.29 (A+)	Q4: 102.08 (A+)	(B-)
# New Foster Homes During Quarter: 2		# Children in Care During Quarter: 4	# Placements During Quarter: 4	# Children in Care On Last Day: 4
	Avg Performance All CPAs (%)	Provider Performance (%)*	Possible Points (Weight)	Provider Points Earned
OPM Monitoring Reviews				
Annual Comprehensive Reviews	89%	97%	25	24.33
Safety Reviews	96%	Not Yet Conducted		
Foster Home Evaluation Qualitative Reviews	93%	Not Yet Conducted		
Monitoring Sub-Total			25	24.33
CPA Safety Outcomes				
Incidence of Maltreatment	0.12%	No Substantiated Reports	10	10.00
Staff Training	76%	0%	4	0.00
Safety Sub-Total			14	10.00
CPA Permanency Outcomes				
Placement Stability	92%	100%	10	10.00
Sibling Contacts	8%	None Planned		
Permanency Sub-Total			15	10.00
CPA Well-Being Outcomes				
EPSDT Medical Visits	84%	Not Eligible		
EPSDT Dental Visits	83%	Not Eligible		
Academic Supports	80%	100%	4	4.00
Provider ECEM Visits	91%	100%	7	7.00
Provider General Contacts	88%	100%	7	7.00
Well-Being Sub-Total			26	18.00

*Performance calculation descriptions can be found in the FY 2016 RBWO PBP Measurements and Standards Guide.

Monitoring & Outcomes: Possible Points = 80		Points Earned: 62.33	
Score Before Incentives Credit			77.92%
Incentives Awarded			2.50 pts
PBP Verification			N/A pts
Total Score			80.42%



DHS, DFCS, Office of Provider Management
Performance-Based Placement Measures
RBWO Provider GA+SCORECARD - CPA



Report Quarter: Q1 FY2016

Provider/Program Name: Goshen Valley Foundation - Goshen Homes (5200) - CPA

# New Foster Homes During Quarter: 2		# Children in Care During Quarter: 4	# Placements During Quarter: 4	# Children in Care On Last Day: 4
CPA Incentive Credits	Avg Performance All CPAs (%)	Provider Performance (%)*	Possible Points (Weight)	Provider Points Earned
Early EPSDT Medical Visits		Not Eligible	2	
Early EPSDT Dental Visits		Not Eligible	2	
Permanency Contacts		None Planned	5	
Additional Academic Supports		Not Eligible	2	
Foster Hm Retention Rate (threshold = 90)		Not Eligible	2	0.00
Foster Hm Recruitment (threshold = 100)		200%	2	2.00
Active Agency Accreditation		0%	4	0.00
Staff Clinical Licensure		10%	5	0.50
Incentives Total	5.65		24	2.50
Maximum total combined incentive credit allowed is 10 points.			Incentives Awarded	2.50

*Performance calculation descriptions can be found in the FY 2016 RBWO PBP Measurements and Standards Guide.

Child Protective Services Investigations and Dispositions

The following investigations data, which is not used for scoring but is considered significant to a provider's performance, is from Georgia SHINES and is not considered final or complete until the end of the fiscal year.

Total Reports:	0
Number Screened In:	0
Number Screened Out:	0
Number Substantiated:	0
Number Unsubstantiated:	0
Number Active CPS Investigations:	0



DHS, DFCS, Office of Provider Management
Performance-Based Placement Measures
RBWO Provider GA+SCORECARD - CPA



Report Quarter: Q1 FY2016

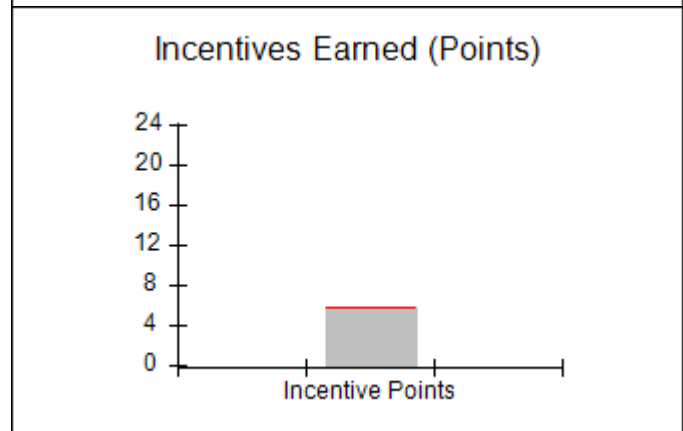
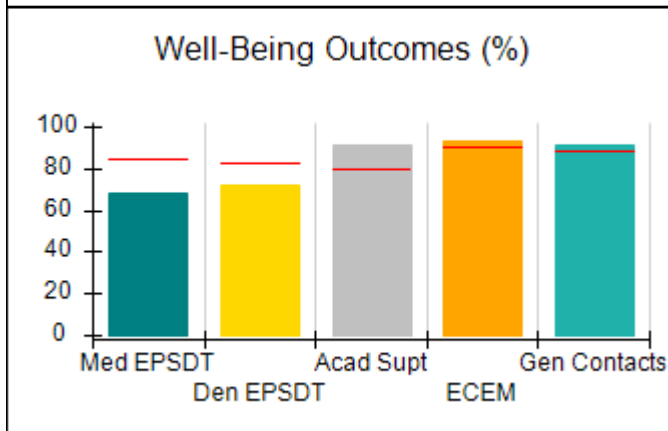
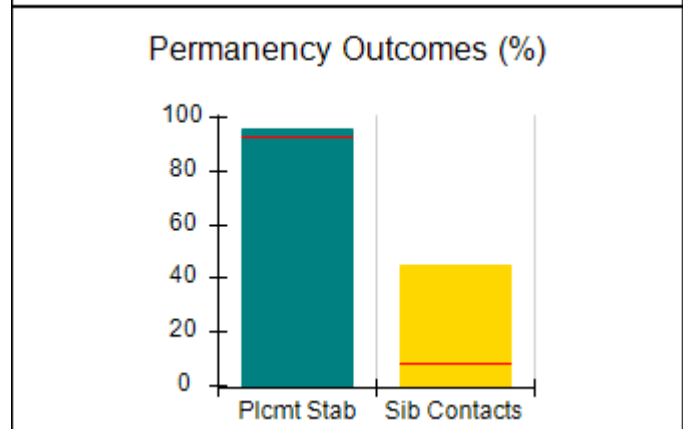
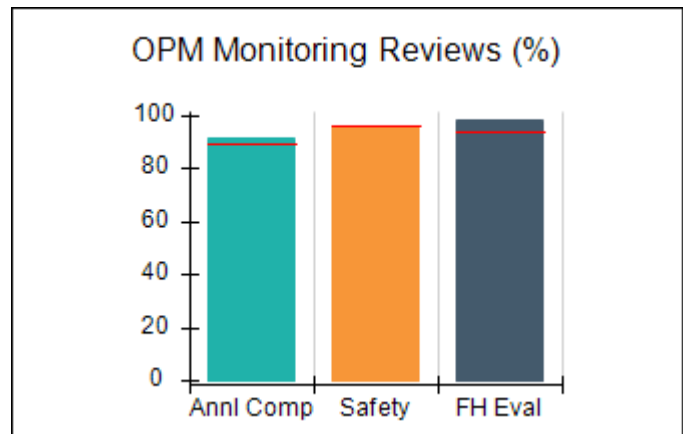
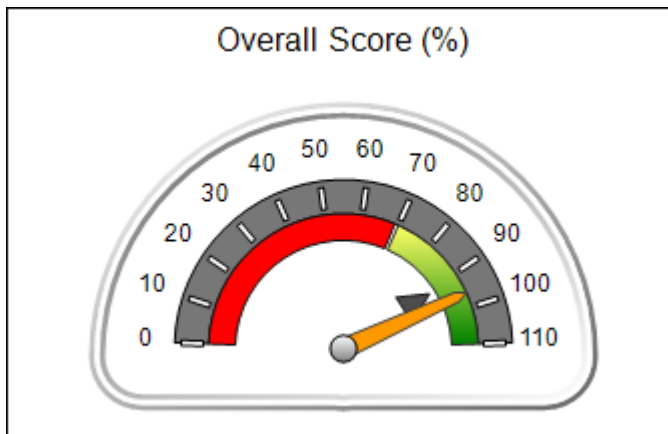
Provider/Program Name: Hillside - Connections Program (700) - CPA

1301 Monroe Drive, Atlanta, GA 30306 Phone: 404-875-4551 Vendor ID# 35415	Quarterly Scores (Grades)		Current Quarter Score (Grade)
	Q1: 95.98 (A)	Q2: 94.31 (A)	95.98% (A)
	Q3: 88.19 (B+)	Q4: 87.29 (B+)	
# New Foster Homes During Quarter: 2	# Children in Care During Quarter: 28	# Placements During Quarter: 29	# Children in Care On Last Day: 24

Quarterly Provider Comparisons to All CPAs

■■■■■■■■ indicates MaITx Threshold

— indicates average for all CPAs





DHS, DFCS, Office of Provider Management
Performance-Based Placement Measures
RBWO Provider GA+SCORECARD - CPA
 Report Quarter: Q1 FY2016



Provider/Program Name: Hillside - Connections Program (700) - CPA

1301 Monroe Drive, Atlanta, GA 30306 Phone: 404-875-4551 Vendor ID# 35415	Quarterly Scores (Grades)		Current Quarter Score (Grade)
	Q1: 95.98 (A)	Q2: 94.31 (A)	95.98%
	Q3: 88.19 (B+)	Q4: 87.29 (B+)	(A)

# New Foster Homes During Quarter: 2	# Children in Care During Quarter: 28	# Placements During Quarter: 29	# Children in Care On Last Day: 24
--------------------------------------	---------------------------------------	---------------------------------	------------------------------------

	Avg Performance All CPAs (%)	Provider Performance (%)*	Possible Points (Weight)	Provider Points Earned
--	------------------------------	---------------------------	--------------------------	------------------------

OPM Monitoring Reviews

Annual Comprehensive Reviews	89%	91%	25	22.75
Safety Reviews	96%	96%	10	9.62
Foster Home Evaluation Qualitative Reviews	93%	98%	10	9.80
Monitoring Sub-Total			45	42.17

CPA Safety Outcomes

Incidence of Maltreatment	0.12%	No Substantiated Reports	10	10.00
Staff Training	76%	100%	4	4.00
Safety Sub-Total			14	14.00

CPA Permanency Outcomes

Placement Stability	92%	96%	10	9.60
Sibling Contacts	8%	45%	5	2.25
Permanency Sub-Total			15	11.85

CPA Well-Being Outcomes

EPSDT Medical Visits	84%	68%	4	2.72
EPSDT Dental Visits	83%	72%	4	2.88
Academic Supports	80%	91%	4	3.64
Provider ECEM Visits	91%	93%	7	6.51
Provider General Contacts	88%	91%	7	6.37
Well-Being Sub-Total			26	22.12

*Performance calculation descriptions can be found in the FY 2016 RBWO PBP Measurements and Standards Guide.

Monitoring & Outcomes: Possible Points = 100		Points Earned: 90.14	
Score Before Incentives Credit			90.14%
Incentives Awarded			5.84 pts
PBP Verification			N/A pts
Total Score			95.98%



DHS, DFCS, Office of Provider Management
Performance-Based Placement Measures
RBWO Provider GA+SCORECARD - CPA
Report Quarter: Q1 FY2016



Provider/Program Name: Hillside - Connections Program (700) - CPA

# New Foster Homes During Quarter: 2		# Children in Care During Quarter: 28	# Placements During Quarter: 29	# Children in Care On Last Day: 24
CPA Incentive Credits	Avg Performance All CPAs (%)	Provider Performance (%)*	Possible Points (Weight)	Provider Points Earned
Early EPSDT Medical Visits		20%	2	0.40
Early EPSDT Dental Visits		54%	2	1.08
Permanency Contacts		0%	5	0.00
Additional Academic Supports		18%	2	0.36
Foster Hm Retention Rate (threshold = 90)		100%	2	2.00
Foster Hm Recruitment (threshold = 100)		50%	2	0.00
Active Agency Accreditation		50%	4	2.00
Staff Clinical Licensure		0%	5	0.00
Incentives Total	5.65		24	5.84
Maximum total combined incentive credit allowed is 10 points.			Incentives Awarded	5.84

*Performance calculation descriptions can be found in the FY 2016 RBWO PBP Measurements and Standards Guide.

Child Protective Services Investigations and Dispositions

The following investigations data, which is not used for scoring but is considered significant to a provider's performance, is from Georgia SHINES and is not considered final or complete until the end of the fiscal year.

Total Reports:	0
Number Screened In:	0
Number Screened Out:	0
Number Substantiated:	0
Number Unsubstantiated:	0
Number Active CPS Investigations:	0



DHS, DFCS, Office of Provider Management
Performance-Based Placement Measures
RBWO Provider GA+SCORECARD - CPA



Report Quarter: Q1 FY2016

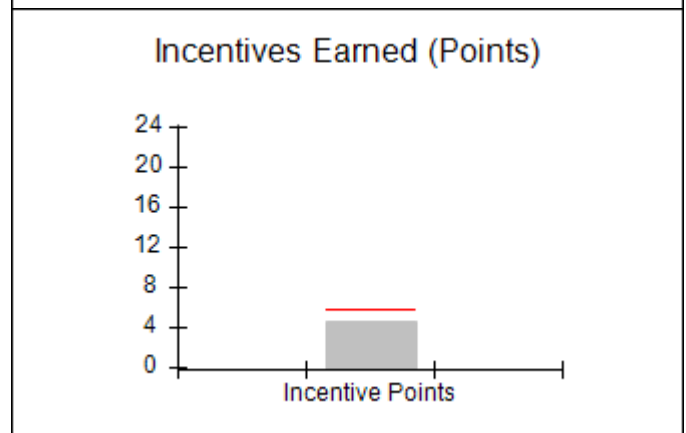
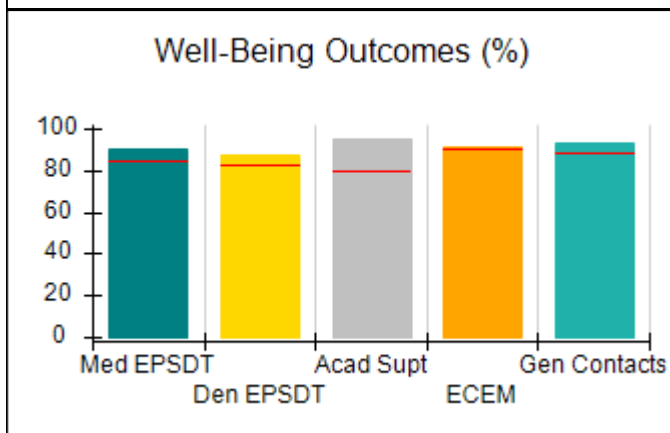
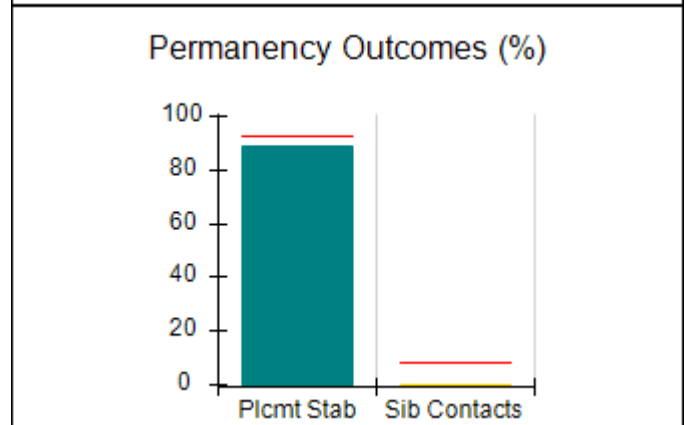
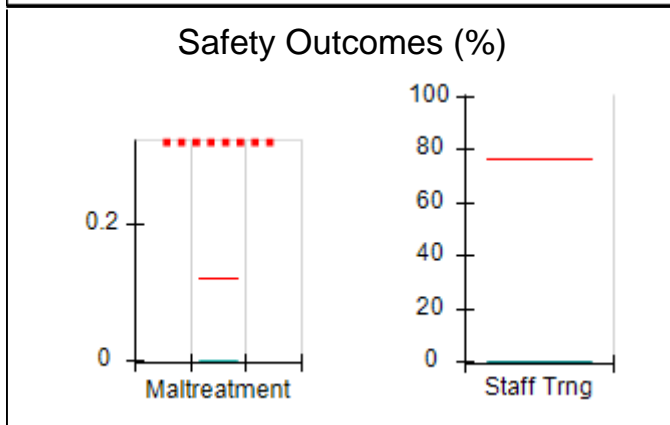
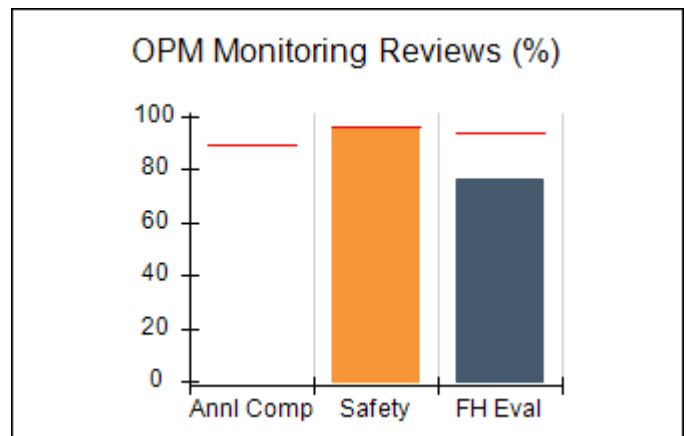
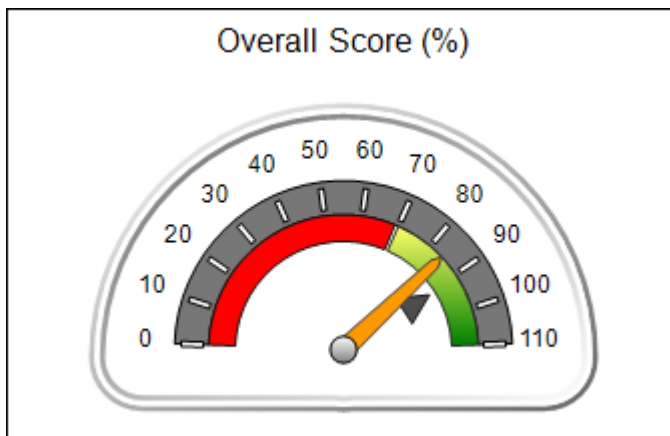
Provider/Program Name: Laurel Heights Hospital -Universal Health - Laurel Heights CPA (722) - CPA

934 Briarcliff Rd., NE, Atlanta, GA 30306 Phone: 404-888-7860 Vendor ID# 35443	Quarterly Scores (Grades)		Current Quarter Score (Grade)
	Q1: 84.22 (B)	Q2: 88.81 (B+)	84.22% (B)
	Q3: 83.50 (B-)	Q4: 83.24 (B-)	
# New Foster Homes During Quarter: 1	# Children in Care During Quarter: 36	# Placements During Quarter: 39	# Children in Care On Last Day: 27

Quarterly Provider Comparisons to All CPAs

■■■■■■■■ indicates MalTx Threshold

— indicates average for all CPAs





DHS, DFCS, Office of Provider Management
Performance-Based Placement Measures
RBWO Provider GA+SCORECARD - CPA



Report Quarter: Q1 FY2016

Provider/Program Name: Laurel Heights Hospital -Universal Health - Laurel Heights CPA (722) - CPA

934 Briarcliff Rd., NE, Atlanta, GA 30306 Phone: 404-888-7860 Vendor ID# 35443	Quarterly Scores (Grades)		Current Quarter Score (Grade)
	Q1: 84.22 (B)	Q2: 88.81 (B+)	84.22%
	Q3: 83.50 (B-)	Q4: 83.24 (B-)	(B)

# New Foster Homes During Quarter: 1	# Children in Care During Quarter: 36	# Placements During Quarter: 39	# Children in Care On Last Day: 27
--------------------------------------	---------------------------------------	---------------------------------	------------------------------------

	Avg Performance All CPAs (%)	Provider Performance (%)*	Possible Points (Weight)	Provider Points Earned
--	-------------------------------------	----------------------------------	---------------------------------	-------------------------------

OPM Monitoring Reviews

Annual Comprehensive Reviews	89%	Not Yet Conducted		
Safety Reviews	96%	96%	10	9.56
Foster Home Evaluation Qualitative Reviews	93%	76%	10	7.61
Monitoring Sub-Total			20	17.18

CPA Safety Outcomes

Incidence of Maltreatment	0.12%	No Substantiated Reports	10	10.00
Staff Training	76%	0%	4	0.00
Safety Sub-Total			14	10.00

CPA Permanency Outcomes

Placement Stability	92%	89%	10	8.90
Sibling Contacts	8%	0%	5	0.00
Permanency Sub-Total			15	8.90

CPA Well-Being Outcomes

EPSDT Medical Visits	84%	90%	4	3.60
EPSDT Dental Visits	83%	87%	4	3.48
Academic Supports	80%	95%	4	3.80
Provider ECEM Visits	91%	91%	7	6.37
Provider General Contacts	88%	93%	7	6.51
Well-Being Sub-Total			26	23.76

*Performance calculation descriptions can be found in the FY 2016 RBWO PBP Measurements and Standards Guide.

Monitoring & Outcomes: Possible Points = 75		Points Earned: 59.84	
Score Before Incentives Credit			79.78%
Incentives Awarded			4.44 pts
PBP Verification			N/A pts
Total Score			84.22%



DHS, DFCS, Office of Provider Management
Performance-Based Placement Measures
RBWO Provider GA+SCORECARD - CPA



Report Quarter: Q1 FY2016

Provider/Program Name: Laurel Heights Hospital -Universal Health - Laurel Heights CPA (722) - CPA

# New Foster Homes During Quarter: 1		# Children in Care During Quarter: 36	# Placements During Quarter: 39	# Children in Care On Last Day: 27
CPA Incentive Credits	Avg Performance All CPAs (%)	Provider Performance (%)*	Possible Points (Weight)	Provider Points Earned
Early EPSDT Medical Visits		50%	2	1.00
Early EPSDT Dental Visits		68%	2	1.36
Permanency Contacts		0%	5	0.00
Additional Academic Supports		4%	2	0.08
Foster Hm Retention Rate (threshold = 90)		94%	2	2.00
Foster Hm Recruitment (threshold = 100)		25%	2	0.00
Active Agency Accreditation		0%	4	0.00
Staff Clinical Licensure		0%	5	0.00
Incentives Total	5.65		24	4.44
Maximum total combined incentive credit allowed is 10 points.			Incentives Awarded	4.44

*Performance calculation descriptions can be found in the FY 2016 RBWO PBP Measurements and Standards Guide.

Child Protective Services Investigations and Dispositions

The following investigations data, which is not used for scoring but is considered significant to a provider's performance, is from Georgia SHINES and is not considered final or complete until the end of the fiscal year.

Total Reports:	2
Number Screened In:	0
Number Screened Out:	2
Number Substantiated:	0
Number Unsubstantiated:	0
Number Active CPS Investigations:	0



DHS, DFCS, Office of Provider Management
Performance-Based Placement Measures
RBWO Provider GA+SCORECARD - CPA



Report Quarter: Q1 FY2016

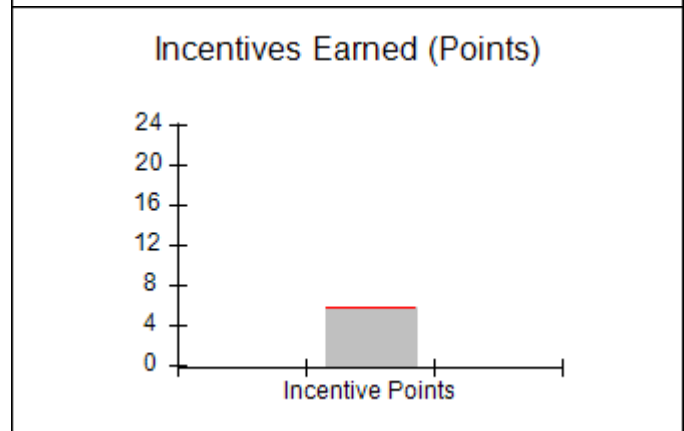
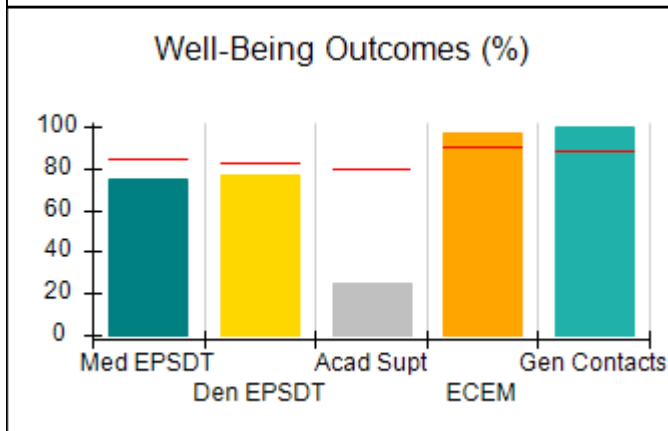
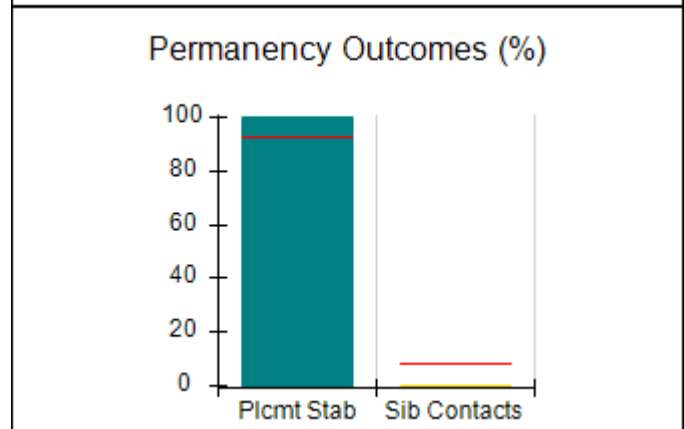
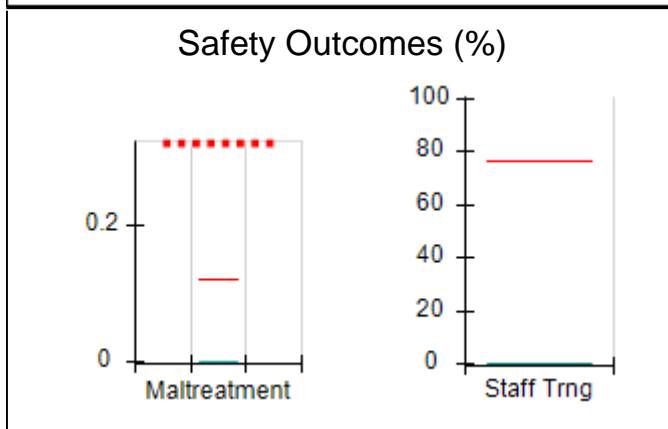
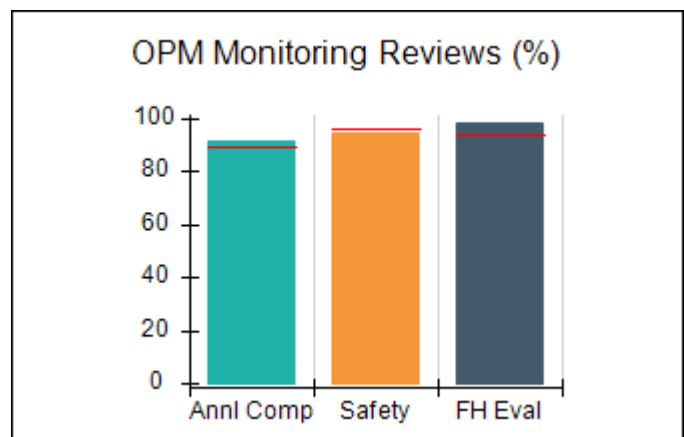
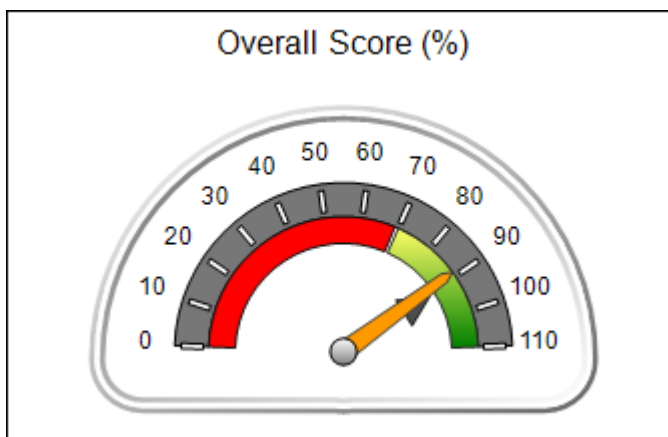
Provider/Program Name: Lighthouse Therapeutic Foster Care - (727) - CPA

35 Mountain Street, Ringgold, GA 30736-2045 Phone: 706-937-4236 Vendor ID# 35446	Quarterly Scores (Grades)		Current Quarter Score (Grade)
	Q1: 88.68 (B+)	Q2: 92.29 (A-)	88.68%
	Q3: 87.33 (B+)	Q4: 91.13 (A-)	(B+)
# New Foster Homes During Quarter: 3	# Children in Care During Quarter: 23	# Placements During Quarter: 23	# Children in Care On Last Day: 20

Quarterly Provider Comparisons to All CPAs

■■■■■■■■ indicates MaITx Threshold

— indicates average for all CPAs





DHS, DFCS, Office of Provider Management
Performance-Based Placement Measures
RBWO Provider GA+SCORECARD - CPA



Report Quarter: Q1 FY2016

Provider/Program Name: Lighthouse Therapeutic Foster Care - (727) - CPA

35 Mountain Street, Ringgold, GA 30736-2045 Phone: 706-937-4236 Vendor ID# 35446		Quarterly Scores (Grades)		Current Quarter Score (Grade)
		Q1: 88.68 (B+)	Q2: 92.29 (A-)	88.68%
		Q3: 87.33 (B+)	Q4: 91.13 (A-)	(B+)
# New Foster Homes During Quarter: 3		# Children in Care During Quarter: 23	# Placements During Quarter: 23	# Children in Care On Last Day: 20
	Avg Performance All CPAs (%)	Provider Performance (%)*	Possible Points (Weight)	Provider Points Earned
OPM Monitoring Reviews				
Annual Comprehensive Reviews	89%	91%	25	22.83
Safety Reviews	96%	94%	10	9.41
Foster Home Evaluation Qualitative Reviews	93%	98%	10	9.83
Monitoring Sub-Total			45	42.07
CPA Safety Outcomes				
Incidence of Maltreatment	0.12%	No Substantiated Reports	10	10.00
Staff Training	76%	0%	4	0.00
Safety Sub-Total			14	10.00
CPA Permanency Outcomes				
Placement Stability	92%	100%	10	10.00
Sibling Contacts	8%	0%	5	0.00
Permanency Sub-Total			15	10.00
CPA Well-Being Outcomes				
EPSDT Medical Visits	84%	75%	4	3.00
EPSDT Dental Visits	83%	77%	4	3.08
Academic Supports	80%	25%	4	1.00
Provider ECEM Visits	91%	97%	7	6.79
Provider General Contacts	88%	100%	7	7.00
Well-Being Sub-Total			26	20.87

*Performance calculation descriptions can be found in the FY 2016 RBWO PBP Measurements and Standards Guide.

Monitoring & Outcomes: Possible Points = 100		Points Earned: 82.94	
Score Before Incentives Credit			82.94%
Incentives Awarded			5.74 pts
PBP Verification			N/A pts
Total Score			88.68%



DHS, DFCS, Office of Provider Management
Performance-Based Placement Measures
RBWO Provider GA+SCORECARD - CPA



Report Quarter: Q1 FY2016

Provider/Program Name: Lighthouse Therapeutic Foster Care - (727) - CPA

# New Foster Homes During Quarter: 3		# Children in Care During Quarter: 23	# Placements During Quarter: 23	# Children in Care On Last Day: 20
CPA Incentive Credits	Avg Performance All CPAs (%)	Provider Performance (%)*	Possible Points (Weight)	Provider Points Earned
Early EPSDT Medical Visits		38%	2	0.76
Early EPSDT Dental Visits		43%	2	0.86
Permanency Contacts		0%	5	0.00
Additional Academic Supports		6%	2	0.12
Foster Hm Retention Rate (threshold = 90)		90%	2	2.00
Foster Hm Recruitment (threshold = 100)		200%	2	2.00
Active Agency Accreditation		0%	4	0.00
Staff Clinical Licensure		0%	5	0.00
Incentives Total	5.65		24	5.74
Maximum total combined incentive credit allowed is 10 points.			Incentives Awarded	5.74

*Performance calculation descriptions can be found in the FY 2016 RBWO PBP Measurements and Standards Guide.

Child Protective Services Investigations and Dispositions

The following investigations data, which is not used for scoring but is considered significant to a provider's performance, is from Georgia SHINES and is not considered final or complete until the end of the fiscal year.

Total Reports:	1
Number Screened In:	1
Number Screened Out:	0
Number Substantiated:	0
Number Unsubstantiated:	0
Number Active CPS Investigations:	1



DHS, DFCS, Office of Provider Management
Performance-Based Placement Measures
RBWO Provider GA+SCORECARD - CPA



Report Quarter: Q1 FY2016

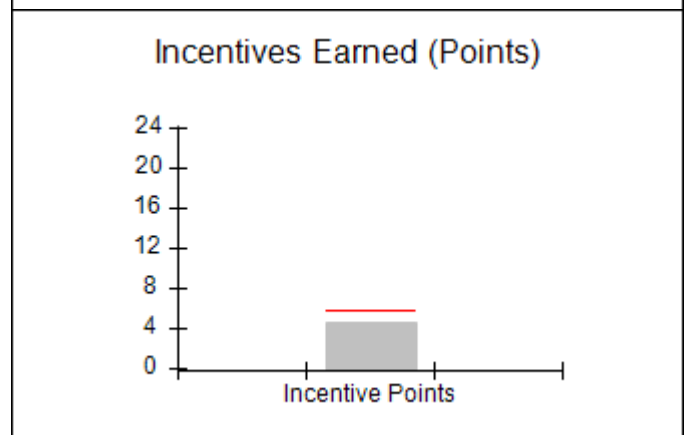
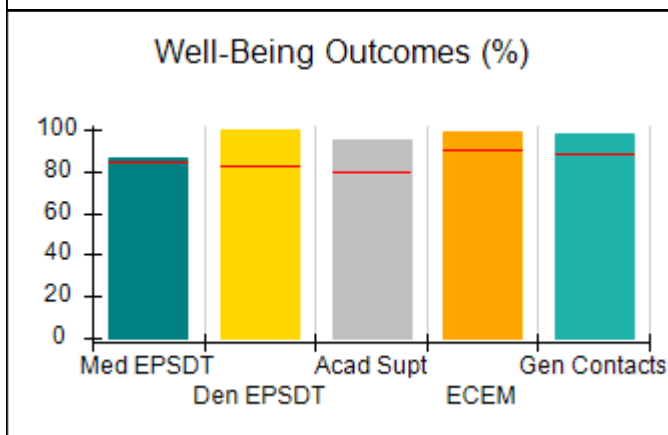
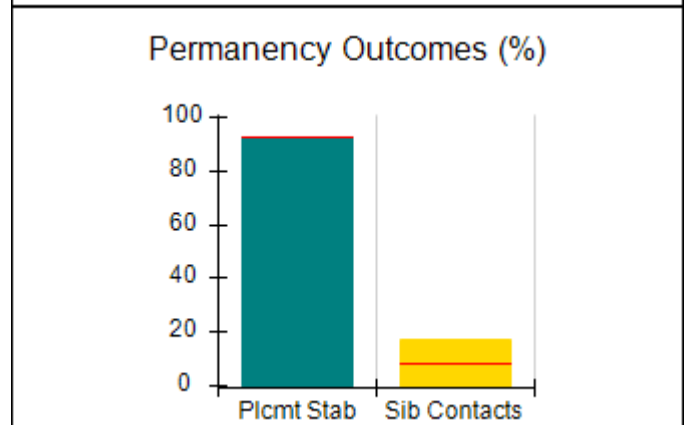
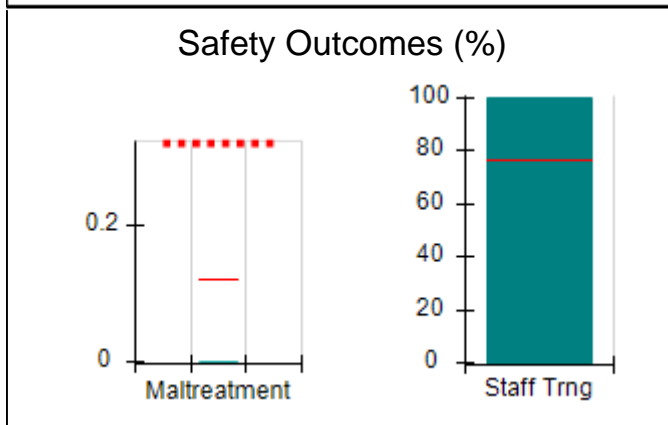
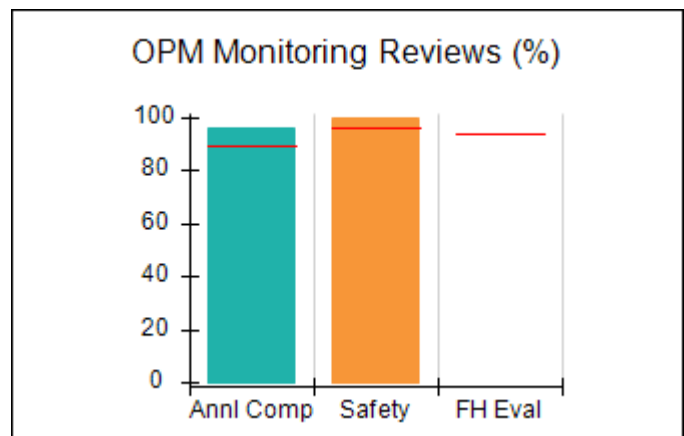
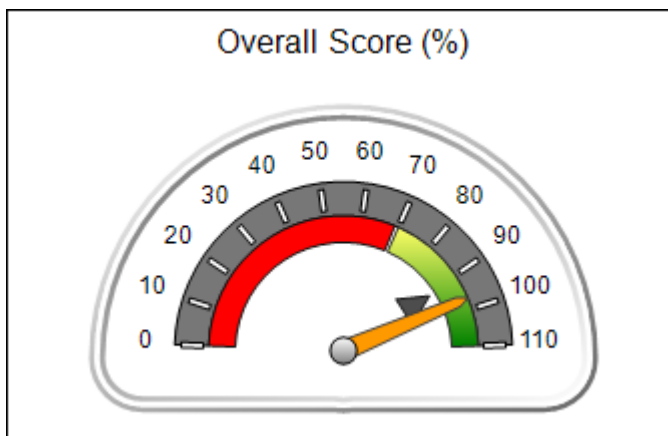
Provider/Program Name: Lighthouse Therapeutic Foster Care - Stockbridge (5186) - CPA

120 M.L.K. Sr. Heritage Trail, Stockbridge, GA 30281 Phone: 770-912-4766 Vendor ID# 121137	Quarterly Scores (Grades)		Current Quarter Score (Grade)
	Q1: 96.93 (A)	Q2: 97.29 (A+)	96.93% (A)
	Q3: 91.08 (A-)	Q4: 92.88 (A-)	
# New Foster Homes During Quarter: 0	# Children in Care During Quarter: 30	# Placements During Quarter: 31	# Children in Care On Last Day: 25

Quarterly Provider Comparisons to All CPAs

■■■■■■■■ indicates MalTx Threshold

— indicates average for all CPAs





DHS, DFCS, Office of Provider Management
Performance-Based Placement Measures
RBWO Provider GA+SCORECARD - CPA



Report Quarter: Q1 FY2016

Provider/Program Name: Lighthouse Therapeutic Foster Care - Stockbridge (5186) - CPA

120 M.L.K. Sr. Heritage Trail, Stockbridge, GA 30281 Phone: 770-912-4766 Vendor ID# 121137	Quarterly Scores (Grades)		Current Quarter Score (Grade)
	Q1: 96.93 (A)	Q2: 97.29 (A+)	96.93% (A)
	Q3: 91.08 (A-)	Q4: 92.88 (A-)	

# New Foster Homes During Quarter: 0	# Children in Care During Quarter: 30	# Placements During Quarter: 31	# Children in Care On Last Day: 25
--------------------------------------	---------------------------------------	---------------------------------	------------------------------------

	Avg Performance All CPAs (%)	Provider Performance (%)*	Possible Points (Weight)	Provider Points Earned
--	-------------------------------------	----------------------------------	---------------------------------	-------------------------------

OPM Monitoring Reviews

Annual Comprehensive Reviews	89%	96%	25	23.92
Safety Reviews	96%	100%	10	10.00
Foster Home Evaluation Qualitative Reviews	93%	Not Yet Conducted		
Monitoring Sub-Total			35	33.92

CPA Safety Outcomes

Incidence of Maltreatment	0.12%	No Substantiated Reports	10	10.00
Staff Training	76%	100%	4	4.00
Safety Sub-Total			14	14.00

CPA Permanency Outcomes

Placement Stability	92%	93%	10	9.30
Sibling Contacts	8%	17%	5	0.85
Permanency Sub-Total			15	10.15

CPA Well-Being Outcomes

EPSDT Medical Visits	84%	86%	4	3.44
EPSDT Dental Visits	83%	100%	4	4.00
Academic Supports	80%	95%	4	3.80
Provider ECEM Visits	91%	99%	7	6.93
Provider General Contacts	88%	98%	7	6.86
Well-Being Sub-Total			26	25.03

*Performance calculation descriptions can be found in the FY 2016 RBWO PBP Measurements and Standards Guide.

Monitoring & Outcomes: Possible Points = 90	Points Earned: 83.10
Score Before Incentives Credit	92.33%
Incentives Awarded	4.60 pts
PBP Verification	N/A pts
Total Score	96.93%



DHS, DFCS, Office of Provider Management
Performance-Based Placement Measures
RBWO Provider GA+SCORECARD - CPA



Report Quarter: Q1 FY2016

Provider/Program Name: Lighthouse Therapeutic Foster Care - Stockbridge (5186) - CPA

# New Foster Homes During Quarter: 0		# Children in Care During Quarter: 30	# Placements During Quarter: 31	# Children in Care On Last Day: 25
CPA Incentive Credits	Avg Performance All CPAs (%)	Provider Performance (%)*	Possible Points (Weight)	Provider Points Earned
Early EPSDT Medical Visits		20%	2	0.40
Early EPSDT Dental Visits		100%	2	2.00
Permanency Contacts		0%	5	0.00
Additional Academic Supports		10%	2	0.20
Foster Hm Retention Rate (threshold = 90)		100%	2	2.00
Foster Hm Recruitment (threshold = 100)		0%	2	0.00
Active Agency Accreditation		0%	4	0.00
Staff Clinical Licensure		0%	5	0.00
Incentives Total	5.65		24	4.60
Maximum total combined incentive credit allowed is 10 points.			Incentives Awarded	4.60

*Performance calculation descriptions can be found in the FY 2016 RBWO PBP Measurements and Standards Guide.

Child Protective Services Investigations and Dispositions

The following investigations data, which is not used for scoring but is considered significant to a provider's performance, is from Georgia SHINES and is not considered final or complete until the end of the fiscal year.

Total Reports:	0
Number Screened In:	0
Number Screened Out:	0
Number Substantiated:	0
Number Unsubstantiated:	2
Number Active CPS Investigations:	-2



DHS, DFCS, Office of Provider Management
Performance-Based Placement Measures
RBWO Provider GA+SCORECARD - CPA



Report Quarter: Q1 FY2016

**Provider/Program Name: Lookout Mountain Community Services Board - TREK
 Program/Cartersville (5199) - CPA**

25 East Main Street, Cartersville, GA 30120

Phone: 706-676-4062

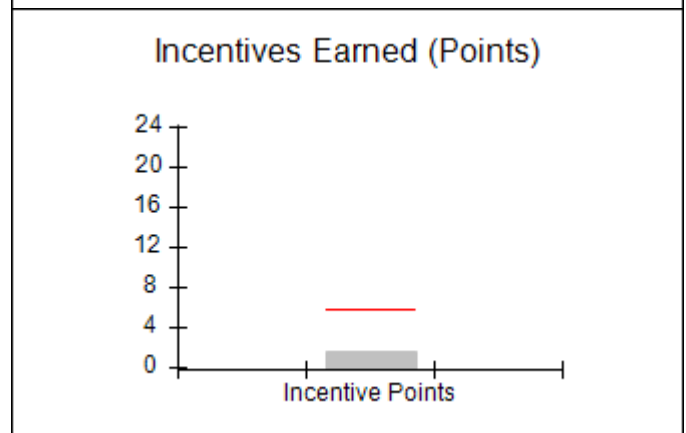
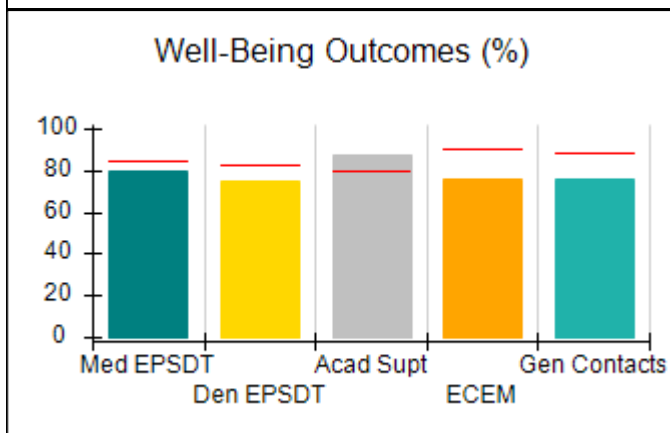
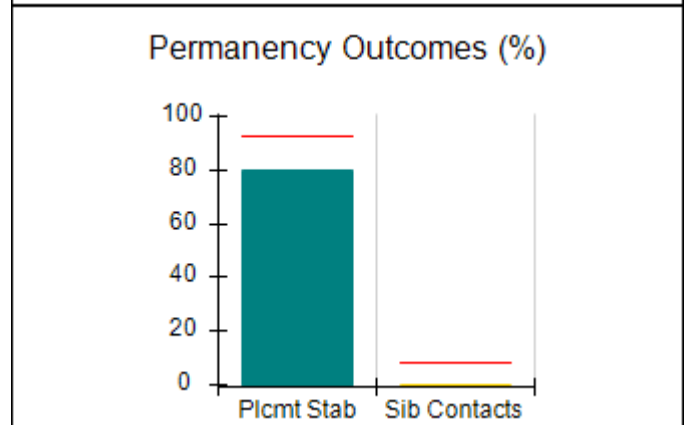
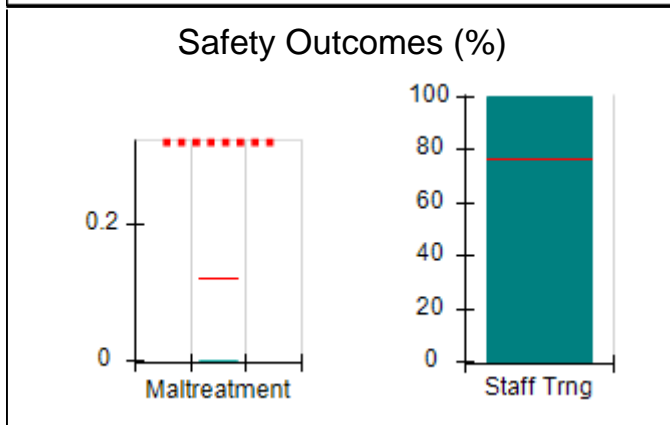
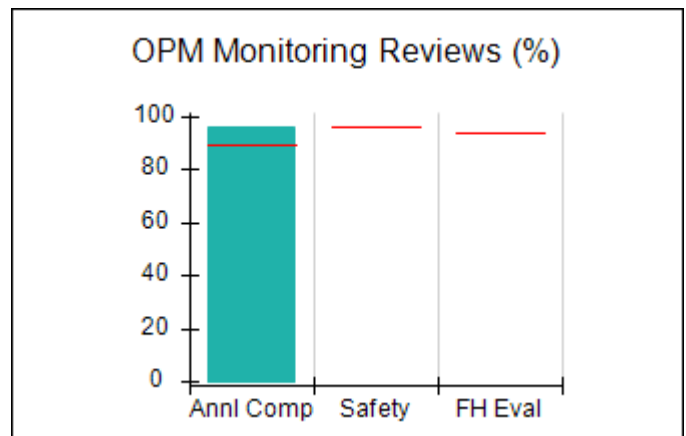
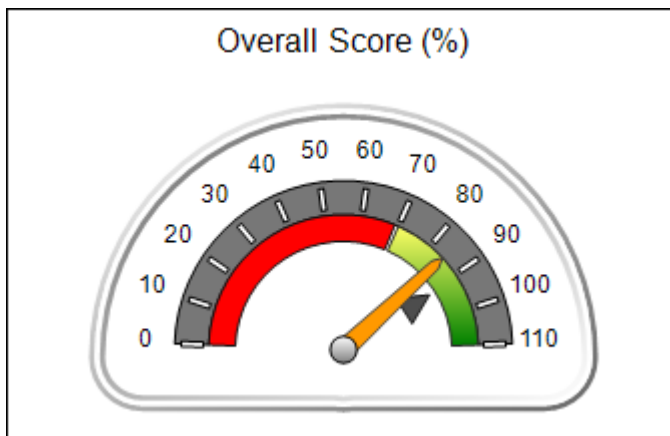
Vendor ID# 15004

25 East Main Street, Cartersville, GA 30120 Phone: 706-676-4062 Vendor ID# 15004	Quarterly Scores (Grades)		Current Quarter Score (Grade)
	Q1: 84.50 (B)	Q2: 90.76 (A-)	84.50% (B)
	Q3: 99.74 (A+)	Q4: 101.57 (A+)	
# New Foster Homes During Quarter: 0	# Children in Care During Quarter: 25	# Placements During Quarter: 25	# Children in Care On Last Day: 17

Quarterly Provider Comparisons to All CPAs

■■■■■■■■ indicates MalTx Threshold

— indicates average for all CPAs





DHS, DFCS, Office of Provider Management
Performance-Based Placement Measures
RBWO Provider GA+SCORECARD - CPA



Report Quarter: Q1 FY2016

Provider/Program Name: Lookout Mountain Community Services Board - TREK Program/Cartersville (5199) - CPA				
25 East Main Street, Cartersville, GA 30120 Phone: 706-676-4062 Vendor ID# 15004		Quarterly Scores (Grades)		Current Quarter Score (Grade)
		Q1: 84.50 (B)	Q2: 90.76 (A-)	84.50% (B)
		Q3: 99.74 (A+)	Q4: 101.57 (A+)	
# New Foster Homes During Quarter: 0		# Children in Care During Quarter: 25	# Placements During Quarter: 25	# Children in Care On Last Day: 17
	Avg Performance All CPAs (%)	Provider Performance (%)*	Possible Points (Weight)	Provider Points Earned
OPM Monitoring Reviews				
Annual Comprehensive Reviews	89%	96%	25	24.00
Safety Reviews	96%	Not Yet Conducted		
Foster Home Evaluation Qualitative Reviews	93%	Not Yet Conducted		
Monitoring Sub-Total			25	24.00
CPA Safety Outcomes				
Incidence of Maltreatment	0.12%	No Substantiated Reports	10	10.00
Staff Training	76%	100%	4	4.00
Safety Sub-Total			14	14.00
CPA Permanency Outcomes				
Placement Stability	92%	80%	10	8.00
Sibling Contacts	8%	0%	5	0.00
Permanency Sub-Total			15	8.00
CPA Well-Being Outcomes				
EPSDT Medical Visits	84%	80%	4	3.20
EPSDT Dental Visits	83%	75%	4	3.00
Academic Supports	80%	87%	4	3.48
Provider ECEM Visits	91%	76%	7	5.32
Provider General Contacts	88%	76%	7	5.32
Well-Being Sub-Total			26	20.32
*Performance calculation descriptions can be found in the FY 2016 RBWO PBP Measurements and Standards Guide.				

Monitoring & Outcomes: Possible Points = 80		Points Earned: 66.32	
Score Before Incentives Credit		82.90%	
Incentives Awarded		1.60 pts	
PBP Verification		N/A pts	
Total Score		84.50%	



DHS, DFCS, Office of Provider Management
Performance-Based Placement Measures
RBWO Provider GA+SCORECARD - CPA



Report Quarter: Q1 FY2016

Provider/Program Name: Lookout Mountain Community Services Board - TREK
Program/Cartersville (5199) - CPA

# New Foster Homes During Quarter: 0		# Children in Care During Quarter: 25	# Placements During Quarter: 25	# Children in Care On Last Day: 17
CPA Incentive Credits	Avg Performance All CPAs (%)	Provider Performance (%)*	Possible Points (Weight)	Provider Points Earned
Early EPSDT Medical Visits		50%	2	1.00
Early EPSDT Dental Visits		25%	2	0.50
Permanency Contacts		0%	5	0.00
Additional Academic Supports		5%	2	0.10
Foster Hm Retention Rate (threshold = 90)		77%	2	0.00
Foster Hm Recruitment (threshold = 100)		0%	2	0.00
Active Agency Accreditation		0%	4	0.00
Staff Clinical Licensure		0%	5	0.00
Incentives Total	5.65		24	1.60
Maximum total combined incentive credit allowed is 10 points.			Incentives Awarded	1.60

*Performance calculation descriptions can be found in the FY 2016 RBWO PBP Measurements and Standards Guide.

Child Protective Services Investigations and Dispositions

The following investigations data, which is not used for scoring but is considered significant to a provider's performance, is from Georgia SHINES and is not considered final or complete until the end of the fiscal year.

Total Reports:	0
Number Screened In:	0
Number Screened Out:	0
Number Substantiated:	0
Number Unsubstantiated:	0
Number Active CPS Investigations:	0



DHS, DFCS, Office of Provider Management
Performance-Based Placement Measures
RBWO Provider GA+SCORECARD - CPA



Report Quarter: Q1 FY2016

**Provider/Program Name: Lookout Mountain Community Services Board - TREK
 Program/Forsyth (5146) - CPA**

44 Harris Street, Forsyth, GA 31029

Phone: 478-993-5357

Vendor ID# 115542

Quarterly Scores (Grades)

**Current Quarter Score
 (Grade)**

Q1: 89.69 (B+)

Q2: 88.46 (B+)

89.69%

Q3: 88.98 (B+)

Q4: 92.39 (A-)

(B+)

New Foster Homes During Quarter: 1

Children in Care During
 Quarter: 14

Placements During
 Quarter: 14

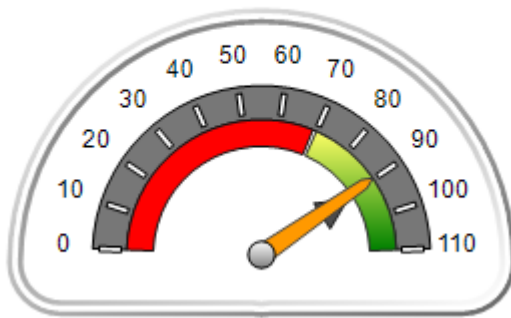
Children in Care On Last
 Day: 12

Quarterly Provider Comparisons to All CPAs

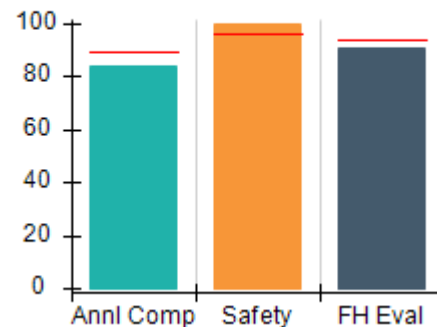
■■■■■■■■ indicates MalTx Threshold

— indicates average for all CPAs

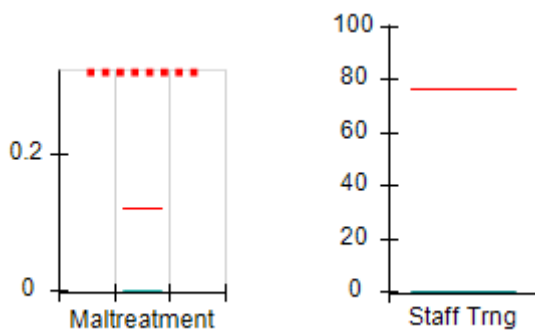
Overall Score (%)



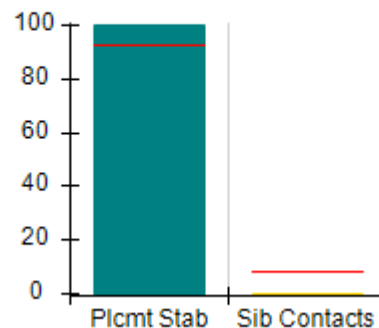
OPM Monitoring Reviews (%)



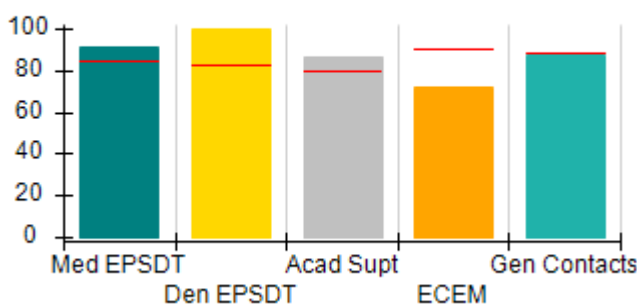
Safety Outcomes (%)



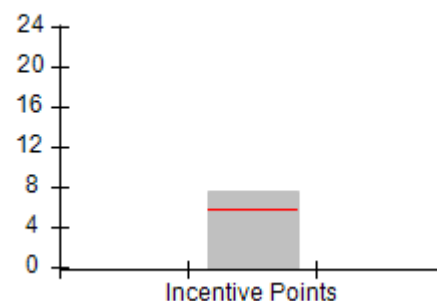
Permanency Outcomes (%)



Well-Being Outcomes (%)



Incentives Earned (Points)





DHS, DFCS, Office of Provider Management
Performance-Based Placement Measures
RBWO Provider GA+SCORECARD - CPA



Report Quarter: Q1 FY2016

Provider/Program Name: Lookout Mountain Community Services Board - TREK Program/Forsyth (5146) - CPA				
44 Harris Street, Forsyth, GA 31029 Phone: 478-993-5357 Vendor ID# 115542		Quarterly Scores (Grades)		Current Quarter Score (Grade)
		Q1: 89.69 (B+)	Q2: 88.46 (B+)	89.69%
		Q3: 88.98 (B+)	Q4: 92.39 (A-)	(B+)
# New Foster Homes During Quarter: 1		# Children in Care During Quarter: 14	# Placements During Quarter: 14	# Children in Care On Last Day: 12
	Avg Performance All CPAs (%)	Provider Performance (%)*	Possible Points (Weight)	Provider Points Earned
OPM Monitoring Reviews				
Annual Comprehensive Reviews	89%	84%	25	20.92
Safety Reviews	96%	100%	10	10.00
Foster Home Evaluation Qualitative Reviews	93%	91%	10	9.06
Monitoring Sub-Total			45	39.98
CPA Safety Outcomes				
Incidence of Maltreatment	0.12%	No Substantiated Reports	10	10.00
Staff Training	76%	0%	4	0.00
Safety Sub-Total			14	10.00
CPA Permanency Outcomes				
Placement Stability	92%	100%	10	10.00
Sibling Contacts	8%	0%	5	0.00
Permanency Sub-Total			15	10.00
CPA Well-Being Outcomes				
EPSDT Medical Visits	84%	91%	4	3.64
EPSDT Dental Visits	83%	100%	4	4.00
Academic Supports	80%	86%	4	3.44
Provider ECEM Visits	91%	72%	7	5.04
Provider General Contacts	88%	87%	7	6.09
Well-Being Sub-Total			26	22.21
*Performance calculation descriptions can be found in the FY 2016 RBWO PBP Measurements and Standards Guide.				

Monitoring & Outcomes: Possible Points = 100		Points Earned: 82.19	
Score Before Incentives Credit			82.19%
Incentives Awarded			7.50 pts
PBP Verification			N/A pts
Total Score			89.69%



DHS, DFCS, Office of Provider Management
Performance-Based Placement Measures
RBWO Provider GA+SCORECARD - CPA



Report Quarter: Q1 FY2016

Provider/Program Name: Lookout Mountain Community Services Board - TREK
Program/Forsyth (5146) - CPA

# New Foster Homes During Quarter: 1		# Children in Care During Quarter: 14	# Placements During Quarter: 14	# Children in Care On Last Day: 12
CPA Incentive Credits	Avg Performance All CPAs (%)	Provider Performance (%)*	Possible Points (Weight)	Provider Points Earned
Early EPSDT Medical Visits		75%	2	1.50
Early EPSDT Dental Visits		100%	2	2.00
Permanency Contacts		0%	5	0.00
Additional Academic Supports		0%	2	0.00
Foster Hm Retention Rate (threshold = 90)		100%	2	2.00
Foster Hm Recruitment (threshold = 100)		100%	2	2.00
Active Agency Accreditation		0%	4	0.00
Staff Clinical Licensure		0%	5	0.00
Incentives Total	5.65		24	7.50
Maximum total combined incentive credit allowed is 10 points.			Incentives Awarded	7.50

*Performance calculation descriptions can be found in the FY 2016 RBWO PBP Measurements and Standards Guide.

Child Protective Services Investigations and Dispositions

The following investigations data, which is not used for scoring but is considered significant to a provider's performance, is from Georgia SHINES and is not considered final or complete until the end of the fiscal year.

Total Reports:	0
Number Screened In:	0
Number Screened Out:	0
Number Substantiated:	0
Number Unsubstantiated:	0
Number Active CPS Investigations:	0



DHS, DFCS, Office of Provider Management
Performance-Based Placement Measures
RBWO Provider GA+SCORECARD - CPA



Report Quarter: Q1 FY2016

Provider/Program Name: Lookout Mountain Community Services Board - TREK
Program/Ft.Oglethorpe (876) - CPA

1875 Fant Drive, Fort Oglethorpe, GA 30742

Phone: 706-806-12111

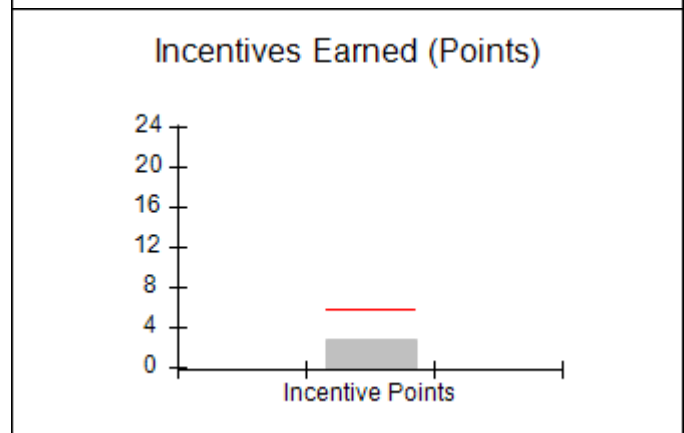
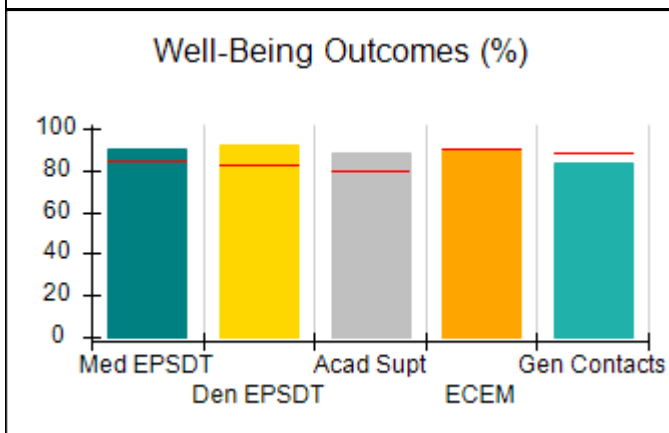
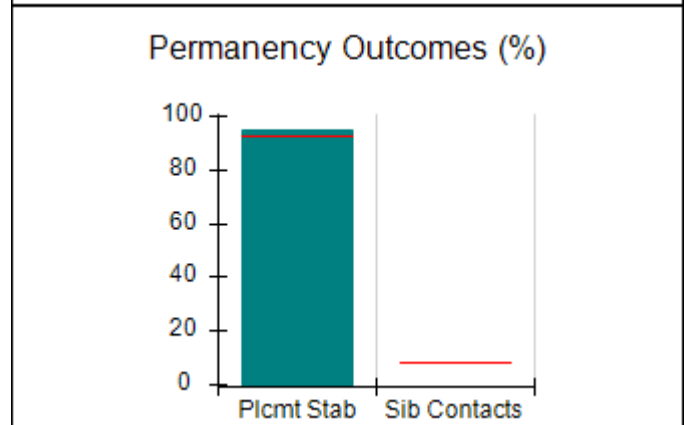
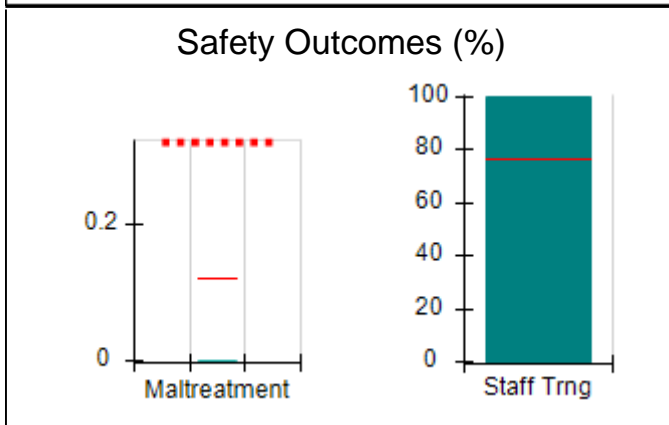
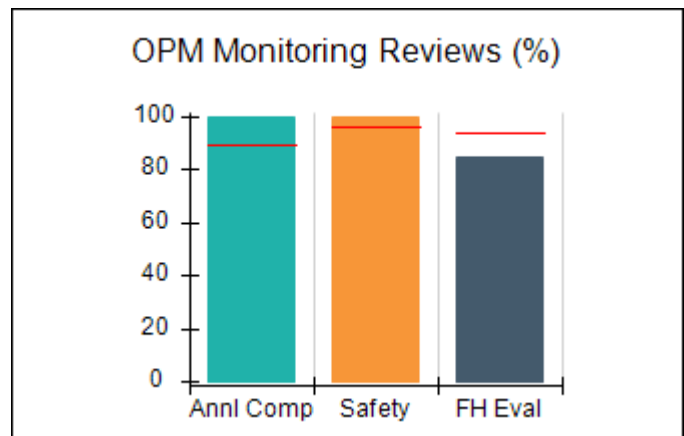
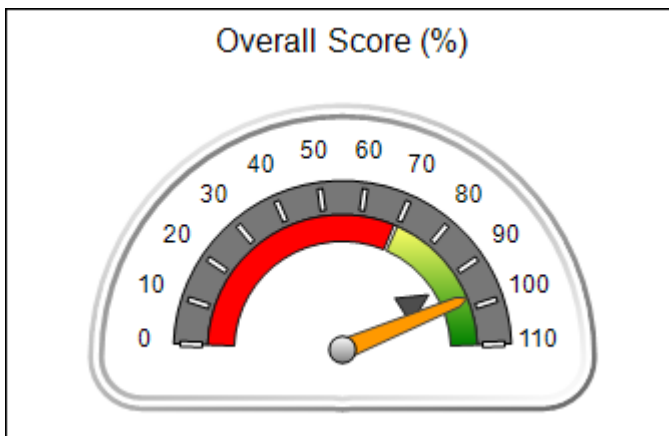
Vendor ID# 35448

Quarterly Scores (Grades)		Current Quarter Score (Grade)
Q1: 97.27 (A+)	Q2: 86.44 (B)	97.27% (A+)
Q3: 96.61 (A)	Q4: 91.86 (A-)	
# New Foster Homes During Quarter: 2	# Children in Care During Quarter: 84	# Placements During Quarter: 86
		# Children in Care On Last Day: 70

Quarterly Provider Comparisons to All CPAs

■■■■■■■■ indicates MalTx Threshold

— indicates average for all CPAs





DHS, DFCS, Office of Provider Management
Performance-Based Placement Measures
RBWO Provider GA+SCORECARD - CPA



Report Quarter: Q1 FY2016

Provider/Program Name: Lookout Mountain Community Services Board - TREK Program/Ft.Oglethorpe (876) - CPA				
1875 Fant Drive, Fort Oglethorpe, GA 30742 Phone: 706-806-12111 Vendor ID# 35448		Quarterly Scores (Grades)		Current Quarter Score (Grade)
		Q1: 97.27 (A+)	Q2: 86.44 (B)	97.27% (A+)
		Q3: 96.61 (A)	Q4: 91.86 (A-)	
# New Foster Homes During Quarter: 2		# Children in Care During Quarter: 84	# Placements During Quarter: 86	# Children in Care On Last Day: 70
	Avg Performance All CPAs (%)	Provider Performance (%)*	Possible Points (Weight)	Provider Points Earned
OPM Monitoring Reviews				
Annual Comprehensive Reviews	89%	100%	25	24.92
Safety Reviews	96%	100%	10	10.00
Foster Home Evaluation Qualitative Reviews	93%	85%	10	8.48
Monitoring Sub-Total			45	43.40
CPA Safety Outcomes				
Incidence of Maltreatment	0.12%	No Substantiated Reports	10	10.00
Staff Training	76%	100%	4	4.00
Safety Sub-Total			14	14.00
CPA Permanency Outcomes				
Placement Stability	92%	95%	15	14.25
Sibling Contacts	8%	None Planned		
Permanency Sub-Total			15	14.25
CPA Well-Being Outcomes				
EPSDT Medical Visits	84%	90%	4	3.60
EPSDT Dental Visits	83%	92%	4	3.68
Academic Supports	80%	88%	4	3.52
Provider ECEM Visits	91%	89%	7	6.23
Provider General Contacts	88%	83%	7	5.81
Well-Being Sub-Total			26	22.84
*Performance calculation descriptions can be found in the FY 2016 RBWO PBP Measurements and Standards Guide.				

Monitoring & Outcomes: Possible Points = 100		Points Earned: 94.49	
Score Before Incentives Credit		94.49%	
Incentives Awarded		2.78 pts	
PBP Verification		N/A pts	
Total Score		97.27%	



DHS, DFCS, Office of Provider Management
Performance-Based Placement Measures
RBWO Provider GA+SCORECARD - CPA



Report Quarter: Q1 FY2016

Provider/Program Name: Lookout Mountain Community Services Board - TREK
Program/Ft.Oglethorpe (876) - CPA

# New Foster Homes During Quarter: 2		# Children in Care During Quarter: 84	# Placements During Quarter: 86	# Children in Care On Last Day: 70
CPA Incentive Credits	Avg Performance All CPAs (%)	Provider Performance (%)*	Possible Points (Weight)	Provider Points Earned
Early EPSDT Medical Visits		63%	2	1.26
Early EPSDT Dental Visits		76%	2	1.52
Permanency Contacts		0%	5	0.00
Additional Academic Supports		0%	2	0.00
Foster Hm Retention Rate (threshold = 90)		86%	2	0.00
Foster Hm Recruitment (threshold = 100)		50%	2	0.00
Active Agency Accreditation		0%	4	0.00
Staff Clinical Licensure		0%	5	0.00
Incentives Total	5.65		24	2.78
Maximum total combined incentive credit allowed is 10 points.			Incentives Awarded	2.78

*Performance calculation descriptions can be found in the FY 2016 RBWO PBP Measurements and Standards Guide.

Child Protective Services Investigations and Dispositions

The following investigations data, which is not used for scoring but is considered significant to a provider's performance, is from Georgia SHINES and is not considered final or complete until the end of the fiscal year.

Total Reports:	6
Number Screened In:	4
Number Screened Out:	2
Number Substantiated:	0
Number Unsubstantiated:	0
Number Active CPS Investigations:	4



DHS, DFCS, Office of Provider Management
Performance-Based Placement Measures
RBWO Provider GA+SCORECARD - CPA



Report Quarter: Q1 FY2016

Provider/Program Name: Lutheran Services of Georgia - Lutheran of Albany (731) - CPA

1508 Whispering Pines Avenue, Albany, GA 31707

Phone: 229-432-7664

Vendor ID# 35450

Quarterly Scores (Grades)

Q1: 102.24 (A+)

Q2: 103.40 (A+)

Q3: 98.63 (A+)

Q4: 103.79 (A+)

Current Quarter Score (Grade)

102.24%

(A+)

New Foster Homes During Quarter: 0

Children in Care During Quarter: 15

Placements During Quarter: 15

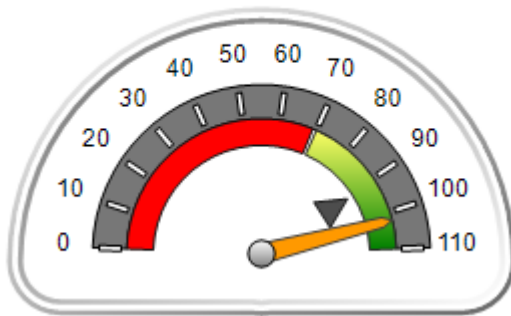
Children in Care On Last Day: 13

Quarterly Provider Comparisons to All CPAs

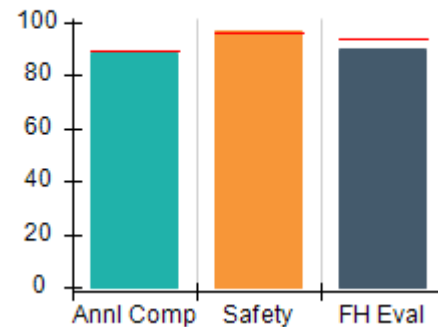
■■■■■■■■ indicates MalTx Threshold

— indicates average for all CPAs

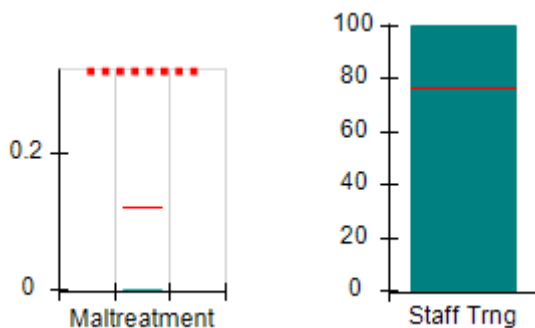
Overall Score (%)



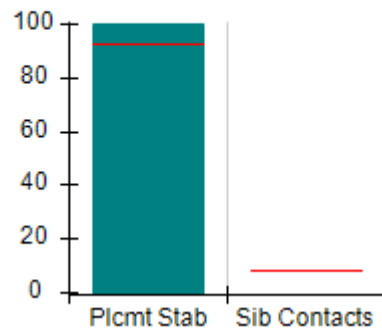
OPM Monitoring Reviews (%)



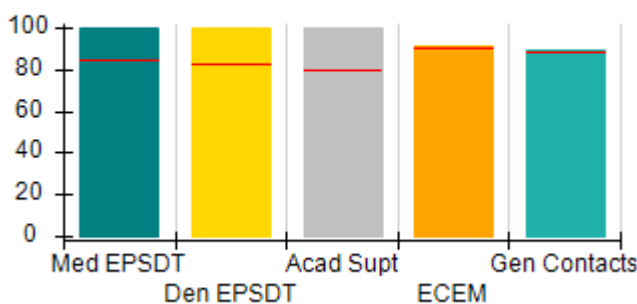
Safety Outcomes (%)



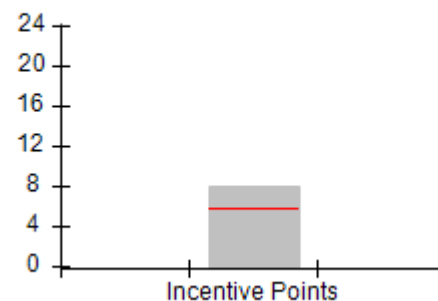
Permanency Outcomes (%)



Well-Being Outcomes (%)



Incentives Earned (Points)





DHS, DFCS, Office of Provider Management
Performance-Based Placement Measures
RBWO Provider GA+SCORECARD - CPA



Report Quarter: Q1 FY2016

Provider/Program Name: Lutheran Services of Georgia - Lutheran of Albany (731) - CPA

1508 Whispering Pines Avenue, Albany, GA 31707 Phone: 229-432-7664 Vendor ID# 35450		Quarterly Scores (Grades)		Current Quarter Score (Grade)
		Q1: 102.24 (A+)	Q2: 103.40 (A+)	102.24%
		Q3: 98.63 (A+)	Q4: 103.79 (A+)	(A+)
# New Foster Homes During Quarter: 0		# Children in Care During Quarter: 15	# Placements During Quarter: 15	# Children in Care On Last Day: 13
	Avg Performance All CPAs (%)	Provider Performance (%)*	Possible Points (Weight)	Provider Points Earned
OPM Monitoring Reviews				
Annual Comprehensive Reviews	89%	88%	25	22.06
Safety Reviews	96%	96%	10	9.63
Foster Home Evaluation Qualitative Reviews	93%	90%	10	8.95
Monitoring Sub-Total			45	40.64
CPA Safety Outcomes				
Incidence of Maltreatment	0.12%	No Substantiated Reports	10	10.00
Staff Training	76%	100%	4	4.00
Safety Sub-Total			14	14.00
CPA Permanency Outcomes				
Placement Stability	92%	100%	15	15.00
Sibling Contacts	8%	None Planned		
Permanency Sub-Total			15	15.00
CPA Well-Being Outcomes				
EPSDT Medical Visits	84%	100%	4	4.00
EPSDT Dental Visits	83%	100%	4	4.00
Academic Supports	80%	100%	4	4.00
Provider ECEM Visits	91%	91%	7	6.37
Provider General Contacts	88%	89%	7	6.23
Well-Being Sub-Total			26	24.60

*Performance calculation descriptions can be found in the FY 2016 RBWO PBP Measurements and Standards Guide.

Monitoring & Outcomes: Possible Points = 100		Points Earned: 94.24	
Score Before Incentives Credit			94.24%
Incentives Awarded			8.00 pts
PBP Verification			N/A pts
Total Score			102.24%



DHS, DFCS, Office of Provider Management
Performance-Based Placement Measures
RBWO Provider GA+SCORECARD - CPA
Report Quarter: Q1 FY2016



Provider/Program Name: Lutheran Services of Georgia - Lutheran of Albany (731) - CPA

# New Foster Homes During Quarter: 0		# Children in Care During Quarter: 15	# Placements During Quarter: 15	# Children in Care On Last Day: 13
CPA Incentive Credits	Avg Performance All CPAs (%)	Provider Performance (%)*	Possible Points (Weight)	Provider Points Earned
Early EPSDT Medical Visits		100%	2	2.00
Early EPSDT Dental Visits		100%	2	2.00
Permanency Contacts		None Planned	5	
Additional Academic Supports		0%	2	0.00
Foster Hm Retention Rate (threshold = 90)		80%	2	0.00
Foster Hm Recruitment (threshold = 100)		100%	2	2.00
Active Agency Accreditation		50%	4	2.00
Staff Clinical Licensure		0%	5	0.00
Incentives Total	5.65		24	8.00
Maximum total combined incentive credit allowed is 10 points.			Incentives Awarded	8.00

*Performance calculation descriptions can be found in the FY 2016 RBWO PBP Measurements and Standards Guide.

Child Protective Services Investigations and Dispositions

The following investigations data, which is not used for scoring but is considered significant to a provider's performance, is from Georgia SHINES and is not considered final or complete until the end of the fiscal year.

Total Reports:	0
Number Screened In:	0
Number Screened Out:	0
Number Substantiated:	0
Number Unsubstantiated:	0
Number Active CPS Investigations:	0



DHS, DFCS, Office of Provider Management
Performance-Based Placement Measures
RBWO Provider GA+SCORECARD - CPA



Report Quarter: Q1 FY2016

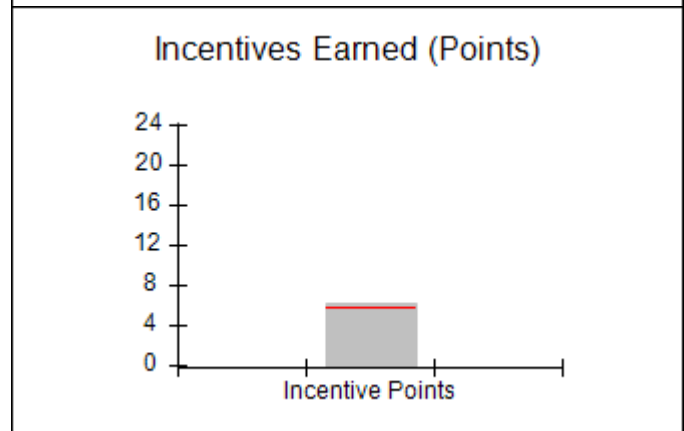
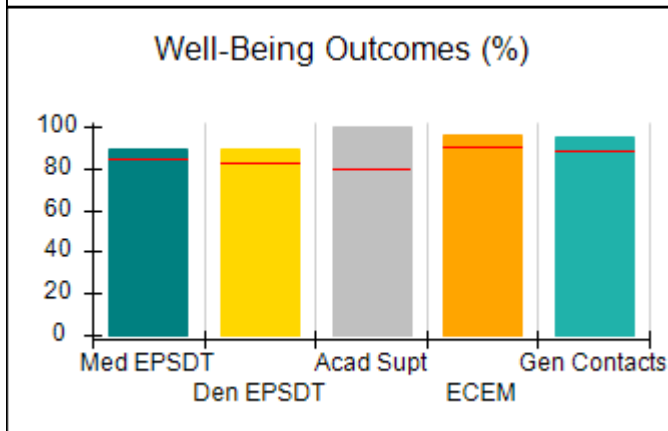
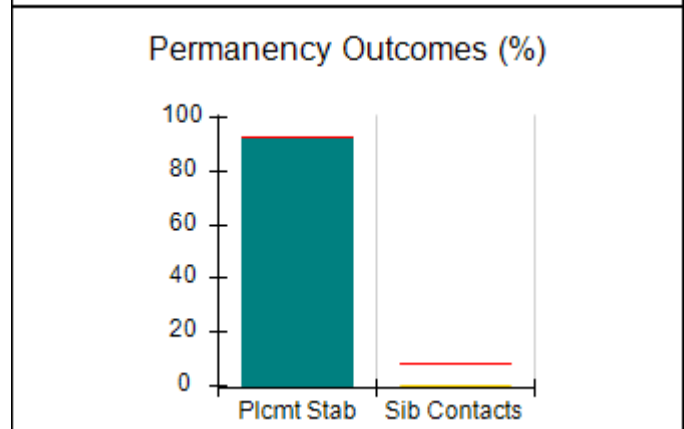
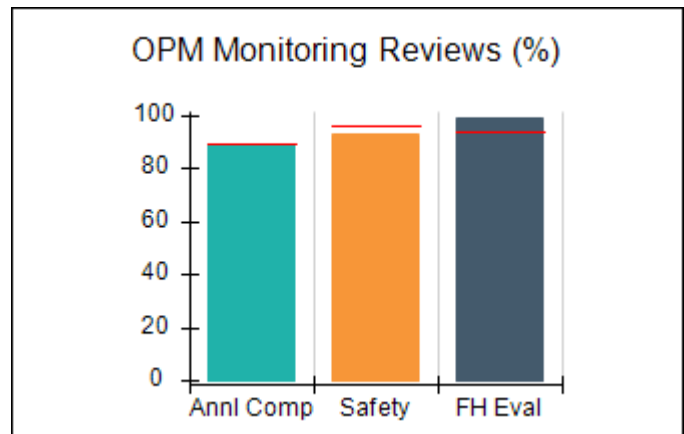
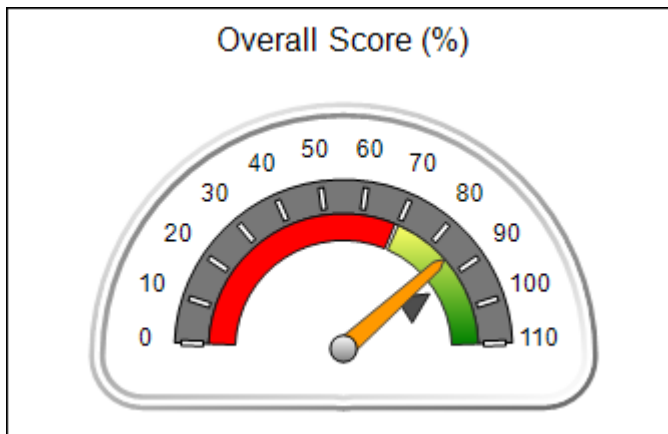
Provider/Program Name: Lutheran Services of Georgia - Lutheran of Atlanta (728) - CPA

100 Edgewood Avenue, Atlanta, GA 30303 Phone: 404-875-0201 Vendor ID# 35451	Quarterly Scores (Grades)		Current Quarter Score (Grade)
	Q1: 85.26 (B)	Q2: 91.66 (A-)	85.26% (B)
	Q3: 96.38 (A)	Q4: 98.09 (A+)	
# New Foster Homes During Quarter: 1	# Children in Care During Quarter: 40	# Placements During Quarter: 41	# Children in Care On Last Day: 34

Quarterly Provider Comparisons to All CPAs

■■■■■■■■ indicates MalTx Threshold

— indicates average for all CPAs





DHS, DFCS, Office of Provider Management
Performance-Based Placement Measures
RBWO Provider GA+SCORECARD - CPA
 Report Quarter: Q1 FY2016



Provider/Program Name: Lutheran Services of Georgia - Lutheran of Atlanta (728) - CPA

100 Edgewood Avenue, Atlanta, GA 30303 Phone: 404-875-0201 Vendor ID# 35451	Quarterly Scores (Grades)		Current Quarter Score (Grade)
	Q1: 85.26 (B)	Q2: 91.66 (A-)	85.26%
	Q3: 96.38 (A)	Q4: 98.09 (A+)	(B)

# New Foster Homes During Quarter: 1	# Children in Care During Quarter: 40	# Placements During Quarter: 41	# Children in Care On Last Day: 34
--------------------------------------	---------------------------------------	---------------------------------	------------------------------------

	Avg Performance All CPAs (%)	Provider Performance (%)*	Possible Points (Weight)	Provider Points Earned
--	-------------------------------------	----------------------------------	---------------------------------	-------------------------------

OPM Monitoring Reviews

Annual Comprehensive Reviews	89%	89%	25	22.25
Safety Reviews	96%	93%	10	9.25
Foster Home Evaluation Qualitative Reviews	93%	99%	10	9.89
Monitoring Sub-Total			45	41.39

CPA Safety Outcomes

Incidence of Maltreatment	0.12%	1 Substantiated Report	10	0.00
Staff Training	76%	100%	4	4.00
Safety Sub-Total			14	4.00

CPA Permanency Outcomes

Placement Stability	92%	93%	10	9.30
Sibling Contacts	8%	0%	5	0.00
Permanency Sub-Total			15	9.30

CPA Well-Being Outcomes

EPSDT Medical Visits	84%	89%	4	3.56
EPSDT Dental Visits	83%	89%	4	3.56
Academic Supports	80%	100%	4	4.00
Provider ECEM Visits	91%	96%	7	6.72
Provider General Contacts	88%	95%	7	6.65
Well-Being Sub-Total			26	24.49

*Performance calculation descriptions can be found in the FY 2016 RBWO PBP Measurements and Standards Guide.

Monitoring & Outcomes: Possible Points = 100		Points Earned: 79.18	
Score Before Incentives Credit			79.18%
Incentives Awarded			6.08 pts
PBP Verification			N/A pts
Total Score			85.26%



DHS, DFCS, Office of Provider Management
Performance-Based Placement Measures
RBWO Provider GA+SCORECARD - CPA
Report Quarter: Q1 FY2016



Provider/Program Name: Lutheran Services of Georgia - Lutheran of Atlanta (728) - CPA

# New Foster Homes During Quarter: 1		# Children in Care During Quarter: 40	# Placements During Quarter: 41	# Children in Care On Last Day: 34
CPA Incentive Credits	Avg Performance All CPAs (%)	Provider Performance (%)*	Possible Points (Weight)	Provider Points Earned
Early EPSDT Medical Visits		71%	2	1.42
Early EPSDT Dental Visits		33%	2	0.66
Permanency Contacts		0%	5	0.00
Additional Academic Supports		0%	2	0.00
Foster Hm Retention Rate (threshold = 90)		96%	2	2.00
Foster Hm Recruitment (threshold = 100)		25%	2	0.00
Active Agency Accreditation		50%	4	2.00
Staff Clinical Licensure		0%	5	0.00
Incentives Total	5.65		24	6.08
Maximum total combined incentive credit allowed is 10 points.			Incentives Awarded	6.08

*Performance calculation descriptions can be found in the FY 2016 RBWO PBP Measurements and Standards Guide.

Child Protective Services Investigations and Dispositions

The following investigations data, which is not used for scoring but is considered significant to a provider's performance, is from Georgia SHINES and is not considered final or complete until the end of the fiscal year.

Total Reports:	4
Number Screened In:	2
Number Screened Out:	2
Number Substantiated:	1
Number Unsubstantiated:	0
Number Active CPS Investigations:	1



DHS, DFCS, Office of Provider Management
Performance-Based Placement Measures
RBWO Provider GA+SCORECARD - CPA



Report Quarter: Q1 FY2016

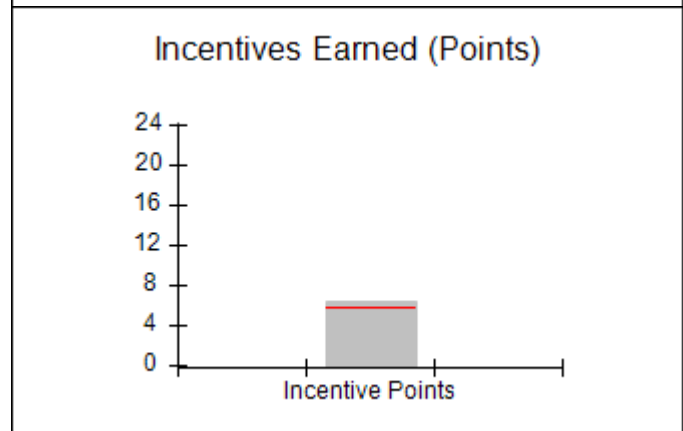
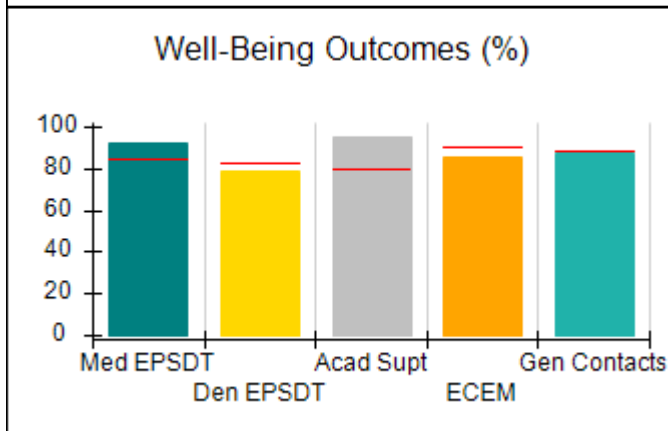
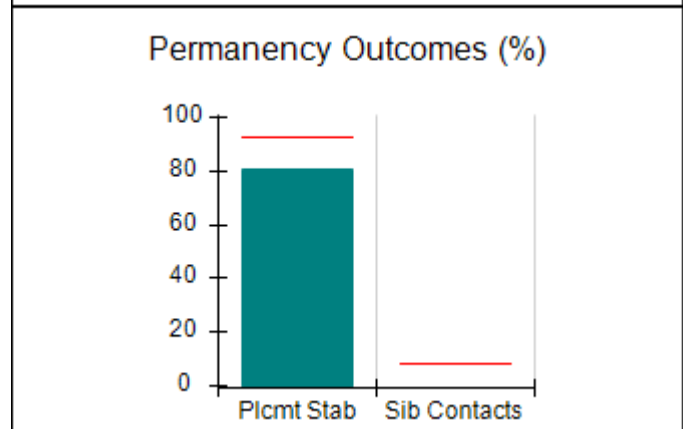
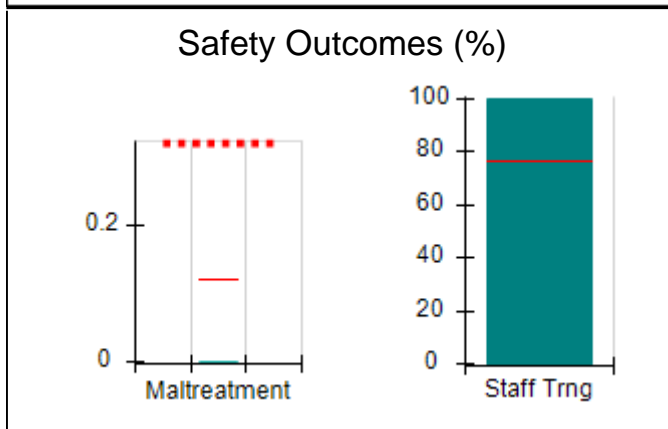
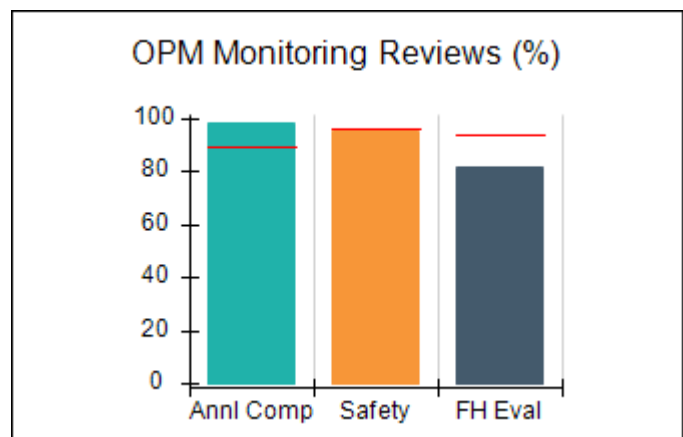
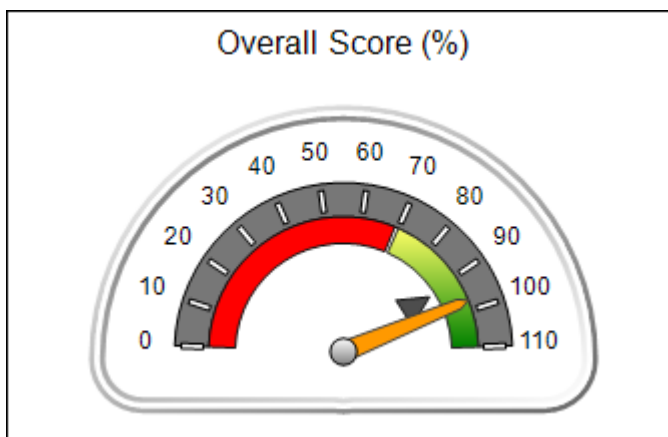
Provider/Program Name: Lutheran Services of Georgia - Lutheran of Rome (4381) - CPA

336 Broad Street, Rome, GA 30161 Phone: 706-512-6936 Vendor ID# 62037	Quarterly Scores (Grades)		Current Quarter Score (Grade)
	Q1: 97.32 (A+)	Q2: 93.46 (A-)	97.32%
	Q3: 94.33 (A)	Q4: 96.71 (A)	(A+)
# New Foster Homes During Quarter: 5	# Children in Care During Quarter: 31	# Placements During Quarter: 31	# Children in Care On Last Day: 22

Quarterly Provider Comparisons to All CPAs

■■■■■■■■ indicates MalTx Threshold

— indicates average for all CPAs





DHS, DFCS, Office of Provider Management
Performance-Based Placement Measures
RBWO Provider GA+SCORECARD - CPA



Report Quarter: Q1 FY2016

Provider/Program Name: Lutheran Services of Georgia - Lutheran of Rome (4381) - CPA

336 Broad Street, Rome, GA 30161 Phone: 706-512-6936 Vendor ID# 62037		Quarterly Scores (Grades)		Current Quarter Score (Grade)
		Q1: 97.32 (A+)	Q2: 93.46 (A-)	97.32% (A+)
		Q3: 94.33 (A)	Q4: 96.71 (A)	
# New Foster Homes During Quarter: 5		# Children in Care During Quarter: 31	# Placements During Quarter: 31	# Children in Care On Last Day: 22
	Avg Performance All CPAs (%)	Provider Performance (%)*	Possible Points (Weight)	Provider Points Earned
OPM Monitoring Reviews				
Annual Comprehensive Reviews	89%	98%	25	24.50
Safety Reviews	96%	95%	10	9.50
Foster Home Evaluation Qualitative Reviews	93%	81%	10	8.15
Monitoring Sub-Total			45	42.15
CPA Safety Outcomes				
Incidence of Maltreatment	0.12%	No Substantiated Reports	10	10.00
Staff Training	76%	100%	4	4.00
Safety Sub-Total			14	14.00
CPA Permanency Outcomes				
Placement Stability	92%	81%	15	12.15
Sibling Contacts	8%	None Planned		
Permanency Sub-Total			15	12.15
CPA Well-Being Outcomes				
EPSDT Medical Visits	84%	92%	4	3.68
EPSDT Dental Visits	83%	79%	4	3.16
Academic Supports	80%	95%	4	3.80
Provider ECEM Visits	91%	85%	7	5.95
Provider General Contacts	88%	87%	7	6.09
Well-Being Sub-Total			26	22.68

*Performance calculation descriptions can be found in the FY 2016 RBWO PBP Measurements and Standards Guide.

Monitoring & Outcomes: Possible Points = 100		Points Earned: 90.98	
Score Before Incentives Credit			90.98%
Incentives Awarded			6.34 pts
PBP Verification			N/A pts
Total Score			97.32%



DHS, DFCS, Office of Provider Management
Performance-Based Placement Measures
RBWO Provider GA+SCORECARD - CPA
Report Quarter: Q1 FY2016



Provider/Program Name: Lutheran Services of Georgia - Lutheran of Rome (4381) - CPA

# New Foster Homes During Quarter: 5		# Children in Care During Quarter: 31	# Placements During Quarter: 31	# Children in Care On Last Day: 22
CPA Incentive Credits	Avg Performance All CPAs (%)	Provider Performance (%)*	Possible Points (Weight)	Provider Points Earned
Early EPSDT Medical Visits		67%	2	1.34
Early EPSDT Dental Visits		42%	2	0.84
Permanency Contacts		None Planned	5	
Additional Academic Supports		8%	2	0.16
Foster Hm Retention Rate (threshold = 90)		73%	2	0.00
Foster Hm Recruitment (threshold = 100)		100%	2	2.00
Active Agency Accreditation		50%	4	2.00
Staff Clinical Licensure		0%	5	0.00
Incentives Total	5.65		24	6.34
Maximum total combined incentive credit allowed is 10 points.			Incentives Awarded	6.34

*Performance calculation descriptions can be found in the FY 2016 RBWO PBP Measurements and Standards Guide.

Child Protective Services Investigations and Dispositions

The following investigations data, which is not used for scoring but is considered significant to a provider's performance, is from Georgia SHINES and is not considered final or complete until the end of the fiscal year.

Total Reports:	0
Number Screened In:	0
Number Screened Out:	0
Number Substantiated:	0
Number Unsubstantiated:	0
Number Active CPS Investigations:	0



DHS, DFCS, Office of Provider Management
Performance-Based Placement Measures
RBWO Provider GA+SCORECARD - CPA



Report Quarter: Q1 FY2016

Provider/Program Name: Lutheran Services of Georgia - Lutheran of Savannah (730) - CPA

6555 Abercorn St., Savannah, GA 31406

Phone: 912-353-8875

Vendor ID# 35452

Quarterly Scores (Grades)

Current Quarter Score (Grade)

Q1: 96.82 (A)

Q2: 100.49 (A+)

96.82%

Q3: 97.10 (A+)

Q4: 87.17 (B+)

(A)

New Foster Homes During Quarter: 1

Children in Care During Quarter: 34

Placements During Quarter: 36

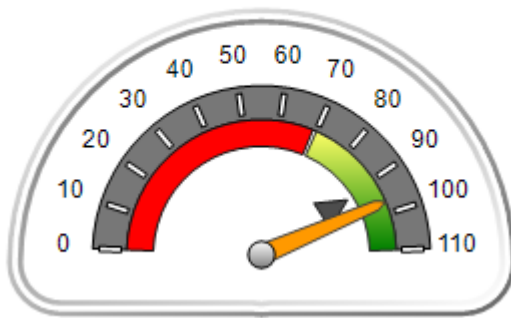
Children in Care On Last Day: 25

Quarterly Provider Comparisons to All CPAs

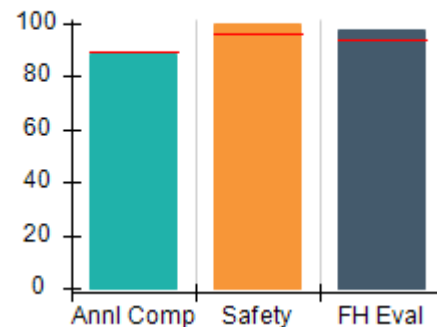
■■■■■■■■ indicates MalTx Threshold

— indicates average for all CPAs

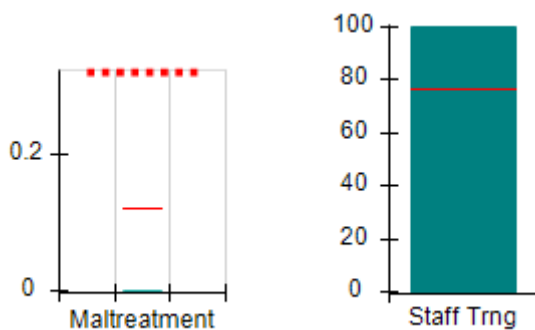
Overall Score (%)



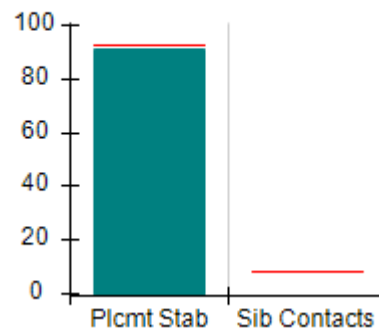
OPM Monitoring Reviews (%)



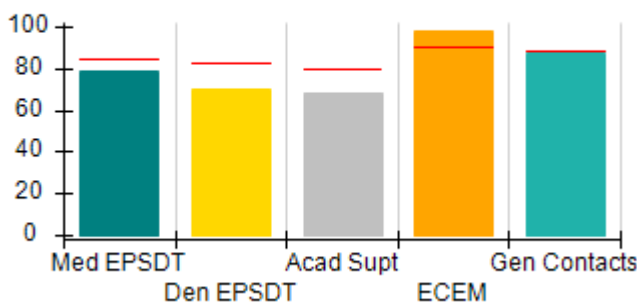
Safety Outcomes (%)



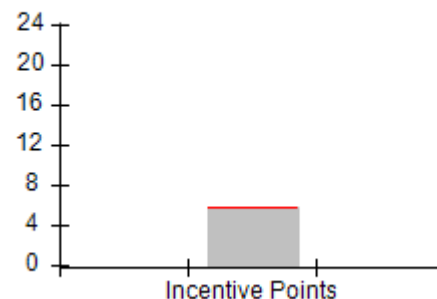
Permanency Outcomes (%)



Well-Being Outcomes (%)



Incentives Earned (Points)





DHS, DFCS, Office of Provider Management
Performance-Based Placement Measures
RBWO Provider GA+SCORECARD - CPA



Report Quarter: Q1 FY2016

Provider/Program Name: Lutheran Services of Georgia - Lutheran of Savannah (730) - CPA

6555 Abercorn St., Savannah, GA 31406 Phone: 912-353-8875 Vendor ID# 35452		Quarterly Scores (Grades)		Current Quarter Score (Grade)
		Q1: 96.82 (A)	Q2: 100.49 (A+)	96.82%
		Q3: 97.10 (A+)	Q4: 87.17 (B+)	(A)
# New Foster Homes During Quarter: 1		# Children in Care During Quarter: 34	# Placements During Quarter: 36	# Children in Care On Last Day: 25
	Avg Performance All CPAs (%)	Provider Performance (%)*	Possible Points (Weight)	Provider Points Earned
OPM Monitoring Reviews				
Annual Comprehensive Reviews	89%	89%	25	22.17
Safety Reviews	96%	99%	10	9.93
Foster Home Evaluation Qualitative Reviews	93%	97%	10	9.73
Monitoring Sub-Total			45	41.82
CPA Safety Outcomes				
Incidence of Maltreatment	0.12%	No Substantiated Reports	10	10.00
Staff Training	76%	100%	4	4.00
Safety Sub-Total			14	14.00
CPA Permanency Outcomes				
Placement Stability	92%	91%	15	13.65
Sibling Contacts	8%	None Planned		
Permanency Sub-Total			15	13.65
CPA Well-Being Outcomes				
EPSDT Medical Visits	84%	79%	4	3.16
EPSDT Dental Visits	83%	70%	4	2.80
Academic Supports	80%	68%	4	2.72
Provider ECEM Visits	91%	98%	7	6.86
Provider General Contacts	88%	87%	7	6.09
Well-Being Sub-Total			26	21.63

*Performance calculation descriptions can be found in the FY 2016 RBWO PBP Measurements and Standards Guide.

Monitoring & Outcomes: Possible Points = 100		Points Earned: 91.10	
Score Before Incentives Credit			91.10%
Incentives Awarded			5.72 pts
PBP Verification			N/A pts
Total Score			96.82%



DHS, DFCS, Office of Provider Management
Performance-Based Placement Measures
RBWO Provider GA+SCORECARD - CPA



Report Quarter: Q1 FY2016

Provider/Program Name: Lutheran Services of Georgia - Lutheran of Savannah (730) - CPA

# New Foster Homes During Quarter: 1		# Children in Care During Quarter: 34	# Placements During Quarter: 36	# Children in Care On Last Day: 25
CPA Incentive Credits	Avg Performance All CPAs (%)	Provider Performance (%)*	Possible Points (Weight)	Provider Points Earned
Early EPSDT Medical Visits		14%	2	0.28
Early EPSDT Dental Visits		22%	2	0.44
Permanency Contacts		None Planned	5	
Additional Academic Supports		0%	2	0.00
Foster Hm Retention Rate (threshold = 90)		77%	2	0.00
Foster Hm Recruitment (threshold = 100)		25%	2	0.00
Active Agency Accreditation		100%	4	4.00
Staff Clinical Licensure		20%	5	1.00
Incentives Total	5.65		24	5.72
Maximum total combined incentive credit allowed is 10 points.			Incentives Awarded	5.72

*Performance calculation descriptions can be found in the FY 2016 RBWO PBP Measurements and Standards Guide.

Child Protective Services Investigations and Dispositions

The following investigations data, which is not used for scoring but is considered significant to a provider's performance, is from Georgia SHINES and is not considered final or complete until the end of the fiscal year.

Total Reports:	0
Number Screened In:	0
Number Screened Out:	0
Number Substantiated:	0
Number Unsubstantiated:	0
Number Active CPS Investigations:	0



DHS, DFCS, Office of Provider Management
Performance-Based Placement Measures
RBWO Provider GA+SCORECARD - CPA



Report Quarter: Q1 FY2016

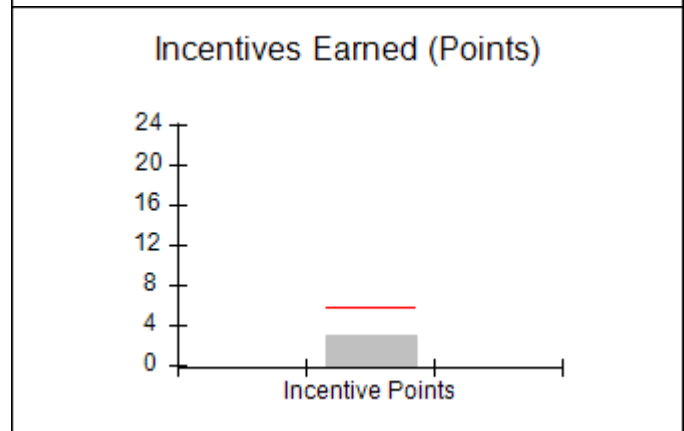
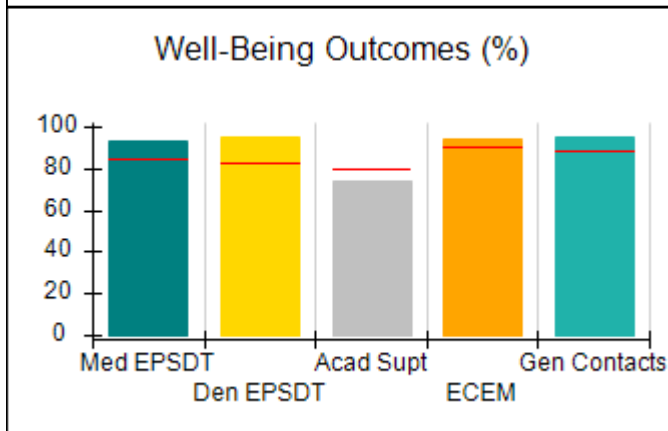
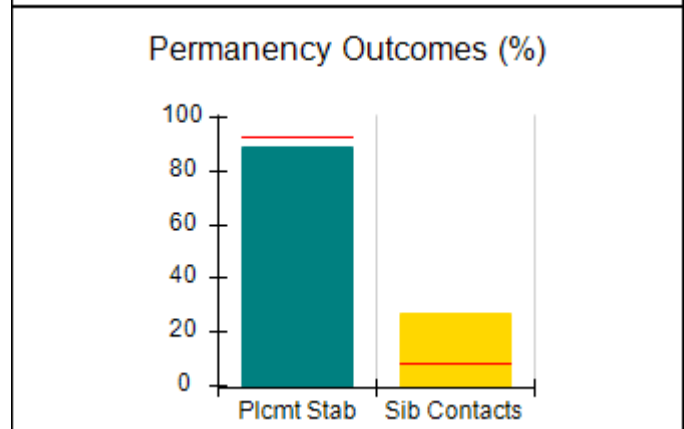
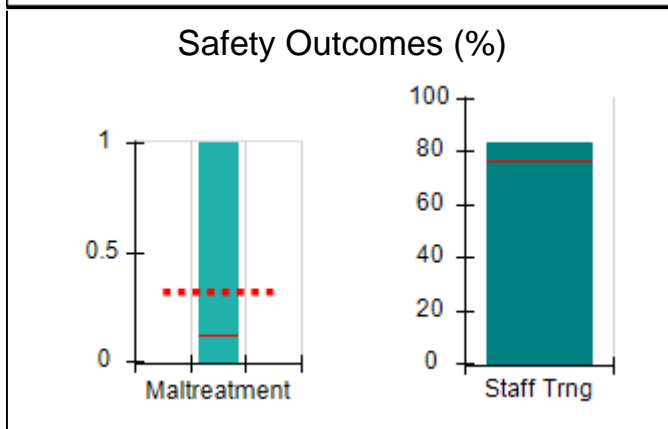
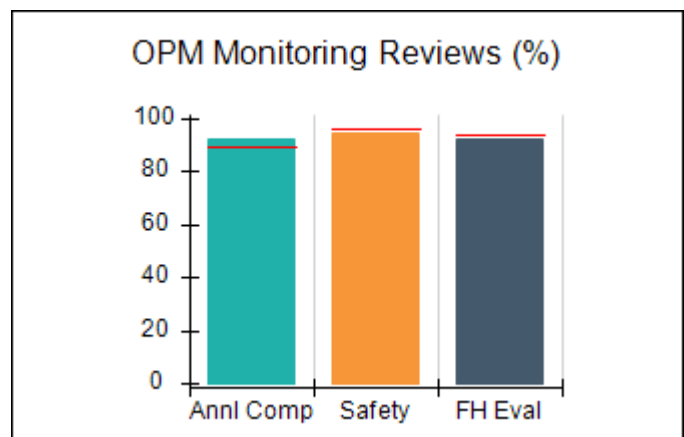
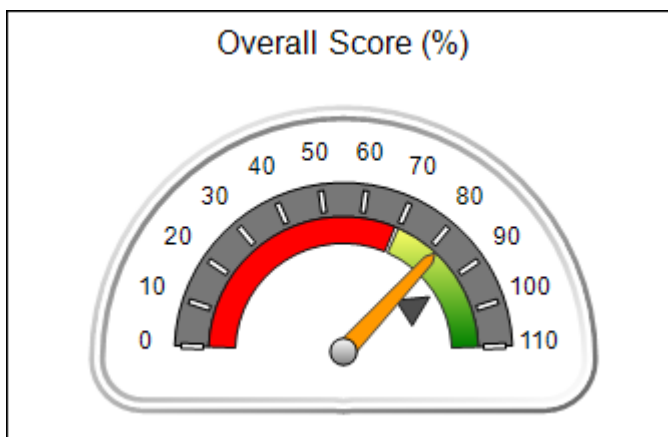
Provider/Program Name: Mentor Network - Mentor Albany (733) - CPA

2200 Watergate Court, Albany, GA 31707 Phone: 229-435-6601 Vendor ID# 35498	Quarterly Scores (Grades)		Current Quarter Score (Grade)
	Q1: 81.85 (B-)	Q2: 101.72 (A+)	81.85% (B-)
	Q3: 99.51 (A+)	Q4: 99.63 (A+)	
# New Foster Homes During Quarter: 4	# Children in Care During Quarter: 83	# Placements During Quarter: 88	# Children in Care On Last Day: 70

Quarterly Provider Comparisons to All CPAs

■■■■■■■■ indicates MalTx Threshold

— indicates average for all CPAs





DHS, DFCS, Office of Provider Management
Performance-Based Placement Measures
RBWO Provider GA+SCORECARD - CPA



Report Quarter: Q1 FY2016

Provider/Program Name: Mentor Network - Mentor Albany (733) - CPA

2200 Watergate Court, Albany, GA 31707 Phone: 229-435-6601 Vendor ID# 35498		Quarterly Scores (Grades)		Current Quarter Score (Grade)
		Q1: 81.85 (B-)	Q2: 101.72 (A+)	81.85% (B-)
		Q3: 99.51 (A+)	Q4: 99.63 (A+)	
# New Foster Homes During Quarter: 4		# Children in Care During Quarter: 83	# Placements During Quarter: 88	# Children in Care On Last Day: 70
	Avg Performance All CPAs (%)	Provider Performance (%)*	Possible Points (Weight)	Provider Points Earned
OPM Monitoring Reviews				
Annual Comprehensive Reviews	89%	92%	25	23.08
Safety Reviews	96%	95%	10	9.47
Foster Home Evaluation Qualitative Reviews	93%	92%	10	9.18
Monitoring Sub-Total			45	41.73
CPA Safety Outcomes				
Incidence of Maltreatment	0.12%	1 Substantiated Report	10	0.00
Staff Training	76%	83%	4	3.32
Safety Sub-Total			14	3.32
CPA Permanency Outcomes				
Placement Stability	92%	89%	10	8.90
Sibling Contacts	8%	27%	5	1.35
Permanency Sub-Total			15	10.25
CPA Well-Being Outcomes				
EPSDT Medical Visits	84%	93%	4	3.72
EPSDT Dental Visits	83%	95%	4	3.80
Academic Supports	80%	74%	4	2.96
Provider ECEM Visits	91%	94%	7	6.58
Provider General Contacts	88%	95%	7	6.65
Well-Being Sub-Total			26	23.71

*Performance calculation descriptions can be found in the FY 2016 RBWO PBP Measurements and Standards Guide.

Monitoring & Outcomes: Possible Points = 100		Points Earned: 79.01	
Score Before Incentives Credit			79.01%
Incentives Awarded			2.84 pts
PBP Verification			N/A pts
Total Score			81.85%



DHS, DFCS, Office of Provider Management
Performance-Based Placement Measures
RBWO Provider GA+SCORECARD - CPA
Report Quarter: Q1 FY2016



Provider/Program Name: Mentor Network - Mentor Albany (733) - CPA

# New Foster Homes During Quarter: 4		# Children in Care During Quarter: 83	# Placements During Quarter: 88	# Children in Care On Last Day: 70
CPA Incentive Credits	Avg Performance All CPAs (%)	Provider Performance (%)*	Possible Points (Weight)	Provider Points Earned
Early EPSDT Medical Visits		54%	2	1.08
Early EPSDT Dental Visits		88%	2	1.76
Permanency Contacts		0%	5	0.00
Additional Academic Supports		0%	2	0.00
Foster Hm Retention Rate (threshold = 90)		74%	2	0.00
Foster Hm Recruitment (threshold = 100)		75%	2	0.00
Active Agency Accreditation		0%	4	0.00
Staff Clinical Licensure		0%	5	0.00
Incentives Total	5.65		24	2.84
Maximum total combined incentive credit allowed is 10 points.			Incentives Awarded	2.84

*Performance calculation descriptions can be found in the FY 2016 RBWO PBP Measurements and Standards Guide.

Child Protective Services Investigations and Dispositions

The following investigations data, which is not used for scoring but is considered significant to a provider's performance, is from Georgia SHINES and is not considered final or complete until the end of the fiscal year.

Total Reports:	1
Number Screened In:	1
Number Screened Out:	0
Number Substantiated:	1
Number Unsubstantiated:	0
Number Active CPS Investigations:	0



DHS, DFCS, Office of Provider Management
Performance-Based Placement Measures
RBWO Provider GA+SCORECARD - CPA
Report Quarter: Q1 FY2016



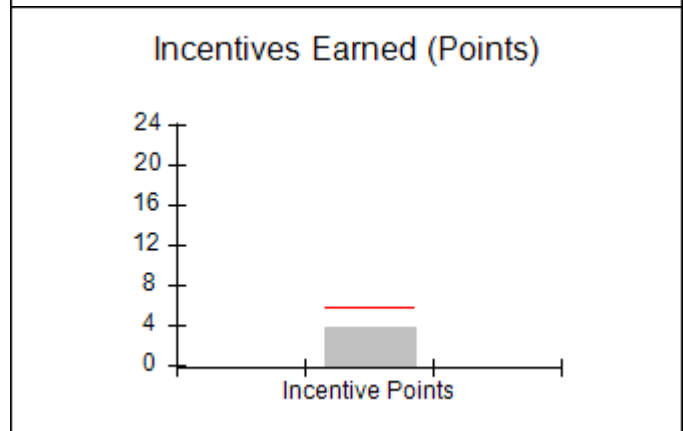
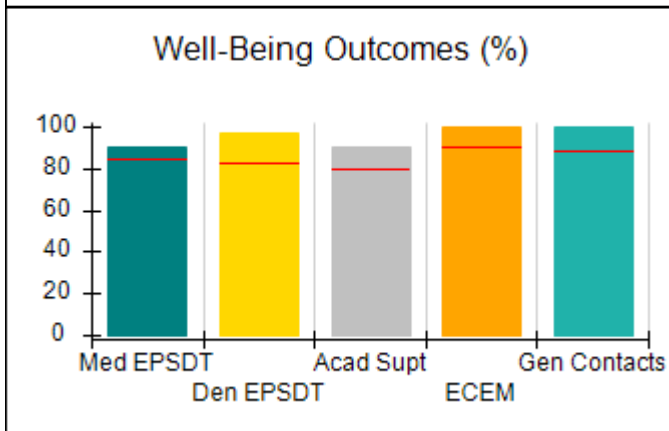
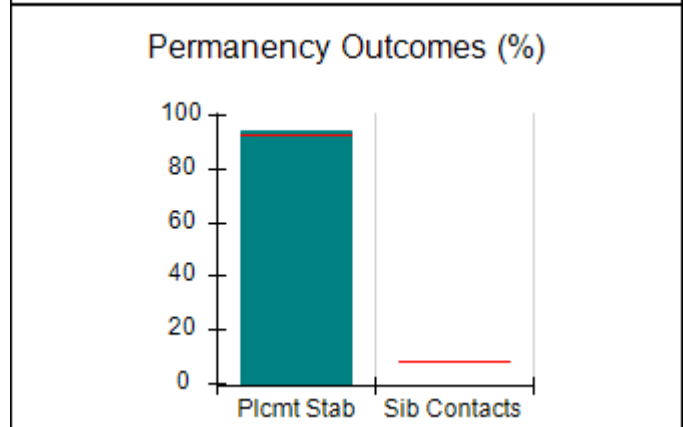
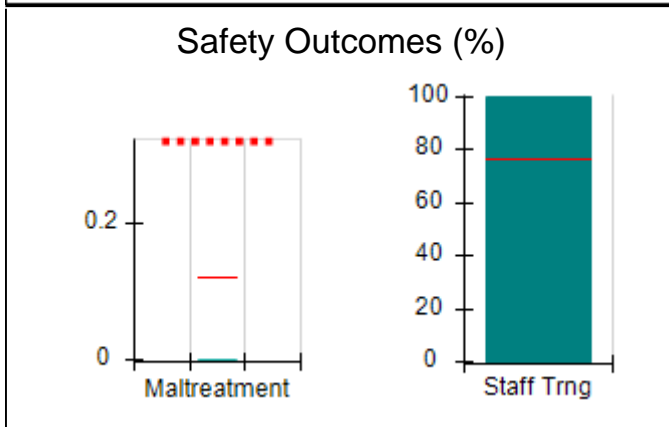
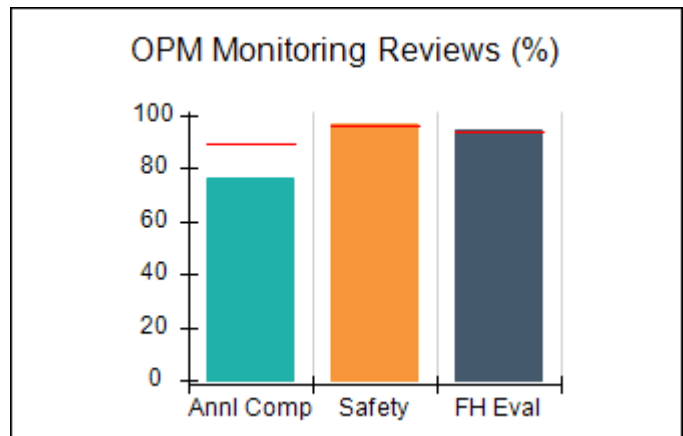
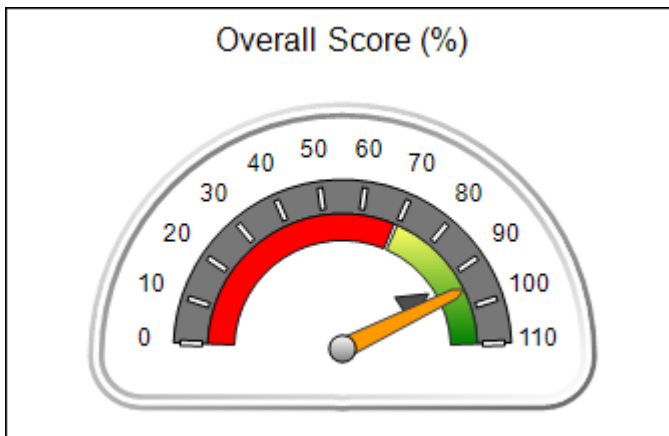
Provider/Program Name: Mentor Network - Mentor Athens (734) - CPA

185 Ben Burton Circle, Bogart, GA 30622 Phone: 706 425-1814 Vendor ID# 35497	Quarterly Scores (Grades)		Current Quarter Score (Grade)
	Q1: 95.02 (A)	Q2: 90.86 (A-)	95.02% (A)
	Q3: 98.43 (A+)	Q4: 102.08 (A+)	
# New Foster Homes During Quarter: 1	# Children in Care During Quarter: 52	# Placements During Quarter: 54	# Children in Care On Last Day: 33

Quarterly Provider Comparisons to All CPAs

■■■■■■■■ indicates MalTx Threshold

— indicates average for all CPAs





DHS, DFCS, Office of Provider Management
Performance-Based Placement Measures
RBWO Provider GA+SCORECARD - CPA



Report Quarter: Q1 FY2016

Provider/Program Name: Mentor Network - Mentor Athens (734) - CPA

185 Ben Burton Circle, Bogart, GA 30622 Phone: 706 425-1814 Vendor ID# 35497		Quarterly Scores (Grades)		Current Quarter Score (Grade)
		Q1: 95.02 (A)	Q2: 90.86 (A-)	95.02%
		Q3: 98.43 (A+)	Q4: 102.08 (A+)	(A)
# New Foster Homes During Quarter: 1		# Children in Care During Quarter: 52	# Placements During Quarter: 54	# Children in Care On Last Day: 33
	Avg Performance All CPAs (%)	Provider Performance (%)*	Possible Points (Weight)	Provider Points Earned
OPM Monitoring Reviews				
Annual Comprehensive Reviews	89%	76%	25	19.03
Safety Reviews	96%	97%	10	9.68
Foster Home Evaluation Qualitative Reviews	93%	94%	10	9.41
Monitoring Sub-Total			45	38.12
CPA Safety Outcomes				
Incidence of Maltreatment	0.12%	No Substantiated Reports	10	10.00
Staff Training	76%	100%	4	4.00
Safety Sub-Total			14	14.00
CPA Permanency Outcomes				
Placement Stability	92%	94%	15	14.10
Sibling Contacts	8%	None Planned		
Permanency Sub-Total			15	14.10
CPA Well-Being Outcomes				
EPSDT Medical Visits	84%	90%	4	3.60
EPSDT Dental Visits	83%	97%	4	3.88
Academic Supports	80%	90%	4	3.60
Provider ECEM Visits	91%	100%	7	7.00
Provider General Contacts	88%	100%	7	7.00
Well-Being Sub-Total			26	25.08

*Performance calculation descriptions can be found in the FY 2016 RBWO PBP Measurements and Standards Guide.

Monitoring & Outcomes: Possible Points = 100		Points Earned: 91.30	
Score Before Incentives Credit			91.30%
Incentives Awarded			3.72 pts
PBP Verification			N/A pts
Total Score			95.02%



DHS, DFCS, Office of Provider Management
Performance-Based Placement Measures
RBWO Provider GA+SCORECARD - CPA



Report Quarter: Q1 FY2016

Provider/Program Name: Mentor Network - Mentor Athens (734) - CPA

# New Foster Homes During Quarter: 1		# Children in Care During Quarter: 52	# Placements During Quarter: 54	# Children in Care On Last Day: 33
CPA Incentive Credits	Avg Performance All CPAs (%)	Provider Performance (%)*	Possible Points (Weight)	Provider Points Earned
Early EPSDT Medical Visits		60%	2	1.20
Early EPSDT Dental Visits		75%	2	1.50
Permanency Contacts		None Planned	5	
Additional Academic Supports		26%	2	0.52
Foster Hm Retention Rate (threshold = 90)		74%	2	0.00
Foster Hm Recruitment (threshold = 100)		0%	2	0.00
Active Agency Accreditation		0%	4	0.00
Staff Clinical Licensure		10%	5	0.50
Incentives Total	5.65		24	3.72
Maximum total combined incentive credit allowed is 10 points.			Incentives Awarded	3.72

*Performance calculation descriptions can be found in the FY 2016 RBWO PBP Measurements and Standards Guide.

Child Protective Services Investigations and Dispositions

The following investigations data, which is not used for scoring but is considered significant to a provider's performance, is from Georgia SHINES and is not considered final or complete until the end of the fiscal year.

Total Reports:	0
Number Screened In:	0
Number Screened Out:	0
Number Substantiated:	0
Number Unsubstantiated:	1
Number Active CPS Investigations:	-1



DHS, DFCS, Office of Provider Management
Performance-Based Placement Measures
RBWO Provider GA+SCORECARD - CPA



Report Quarter: Q1 FY2016

Provider/Program Name: Mentor Network - Mentor Atlanta (736) - CPA

2302 Parklake Drive, Atlanta, GA 30345

Phone: 470-362-7260

Vendor ID# 35493

Quarterly Scores (Grades)

Q1: 88.45 (B+)

Q2: 86.78 (B)

Q3: 93.73 (A-)

Q4: 95.58 (A)

Current Quarter Score (Grade)

88.45%

(B+)

New Foster Homes During Quarter: 5

Children in Care During Quarter: 98

Placements During Quarter: 99

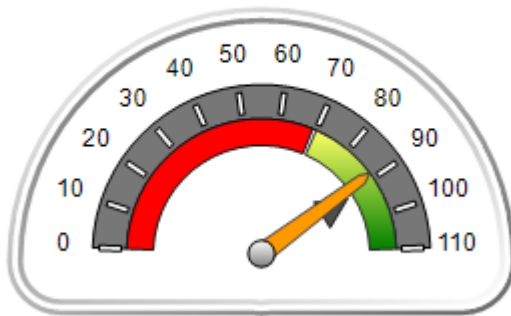
Children in Care On Last Day: 82

Quarterly Provider Comparisons to All CPAs

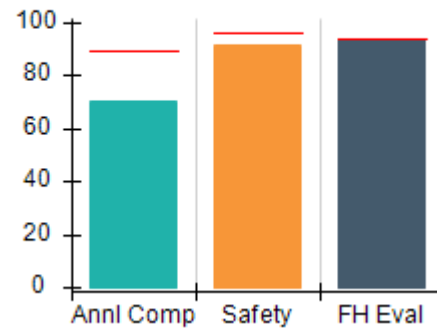
■■■■■■■■ indicates MaITx Threshold

— indicates average for all CPAs

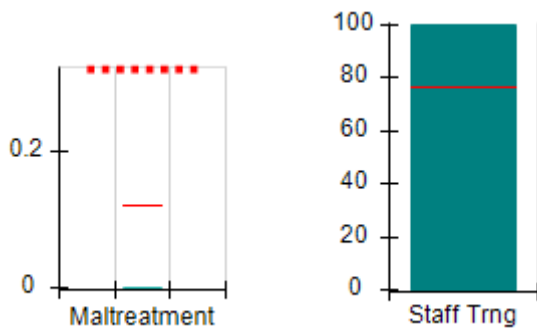
Overall Score (%)



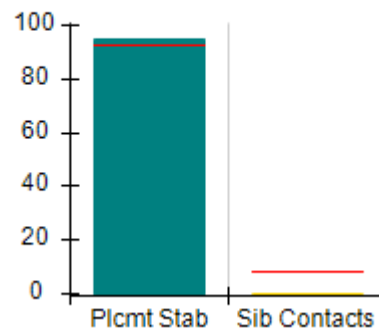
OPM Monitoring Reviews (%)



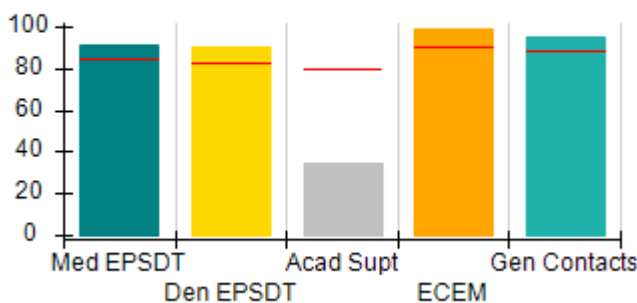
Safety Outcomes (%)



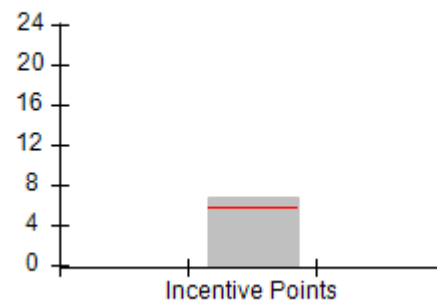
Permanency Outcomes (%)



Well-Being Outcomes (%)



Incentives Earned (Points)





DHS, DFCS, Office of Provider Management
Performance-Based Placement Measures
RBWO Provider GA+SCORECARD - CPA
 Report Quarter: Q1 FY2016



Provider/Program Name: Mentor Network - Mentor Atlanta (736) - CPA

2302 Parklake Drive, Atlanta, GA 30345 Phone: 470-362-7260 Vendor ID# 35493		Quarterly Scores (Grades)		Current Quarter Score (Grade)
		Q1: 88.45 (B+)	Q2: 86.78 (B)	88.45%
		Q3: 93.73 (A-)	Q4: 95.58 (A)	(B+)
# New Foster Homes During Quarter: 5		# Children in Care During Quarter: 98	# Placements During Quarter: 99	# Children in Care On Last Day: 82
	Avg Performance All CPAs (%)	Provider Performance (%)*	Possible Points (Weight)	Provider Points Earned
OPM Monitoring Reviews				
Annual Comprehensive Reviews	89%	70%	25	17.59
Safety Reviews	96%	91%	10	9.13
Foster Home Evaluation Qualitative Reviews	93%	93%	10	9.33
Monitoring Sub-Total			45	36.05
CPA Safety Outcomes				
Incidence of Maltreatment	0.12%	No Substantiated Reports	10	10.00
Staff Training	76%	100%	4	4.00
Safety Sub-Total			14	14.00
CPA Permanency Outcomes				
Placement Stability	92%	95%	10	9.50
Sibling Contacts	8%	0%	5	0.00
Permanency Sub-Total			15	9.50
CPA Well-Being Outcomes				
EPSDT Medical Visits	84%	91%	4	3.64
EPSDT Dental Visits	83%	90%	4	3.60
Academic Supports	80%	35%	4	1.40
Provider ECEM Visits	91%	99%	7	6.93
Provider General Contacts	88%	95%	7	6.65
Well-Being Sub-Total			26	22.22

*Performance calculation descriptions can be found in the FY 2016 RBWO PBP Measurements and Standards Guide.

Monitoring & Outcomes: Possible Points = 100		Points Earned: 81.77	
Score Before Incentives Credit			81.77%
Incentives Awarded			6.68 pts
PBP Verification			N/A pts
Total Score			88.45%



DHS, DFCS, Office of Provider Management
Performance-Based Placement Measures
RBWO Provider GA+SCORECARD - CPA



Report Quarter: Q1 FY2016

Provider/Program Name: Mentor Network - Mentor Atlanta (736) - CPA

# New Foster Homes During Quarter: 5		# Children in Care During Quarter: 98	# Placements During Quarter: 99	# Children in Care On Last Day: 82
CPA Incentive Credits	Avg Performance All CPAs (%)	Provider Performance (%)*	Possible Points (Weight)	Provider Points Earned
Early EPSDT Medical Visits		56%	2	1.12
Early EPSDT Dental Visits		53%	2	1.06
Permanency Contacts		0%	5	0.00
Additional Academic Supports		0%	2	0.00
Foster Hm Retention Rate (threshold = 90)		94%	2	2.00
Foster Hm Recruitment (threshold = 100)		175%	2	2.00
Active Agency Accreditation		0%	4	0.00
Staff Clinical Licensure		10%	5	0.50
Incentives Total	5.65		24	6.68
Maximum total combined incentive credit allowed is 10 points.			Incentives Awarded	6.68

*Performance calculation descriptions can be found in the FY 2016 RBWO PBP Measurements and Standards Guide.

Child Protective Services Investigations and Dispositions

The following investigations data, which is not used for scoring but is considered significant to a provider's performance, is from Georgia SHINES and is not considered final or complete until the end of the fiscal year.

Total Reports:	1
Number Screened In:	0
Number Screened Out:	1
Number Substantiated:	0
Number Unsubstantiated:	0
Number Active CPS Investigations:	0



DHS, DFCS, Office of Provider Management
Performance-Based Placement Measures
RBWO Provider GA+SCORECARD - CPA



Report Quarter: Q1 FY2016

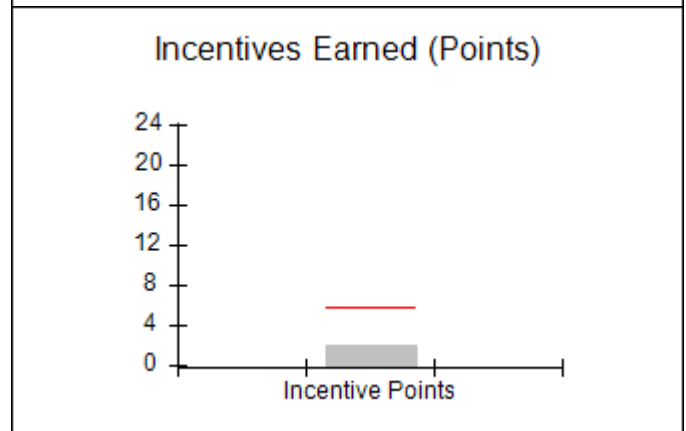
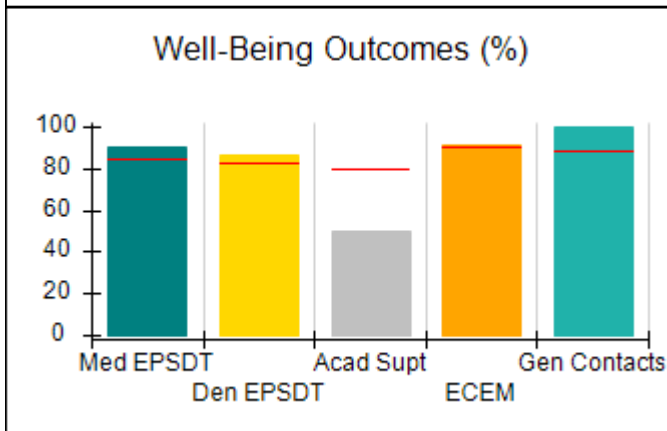
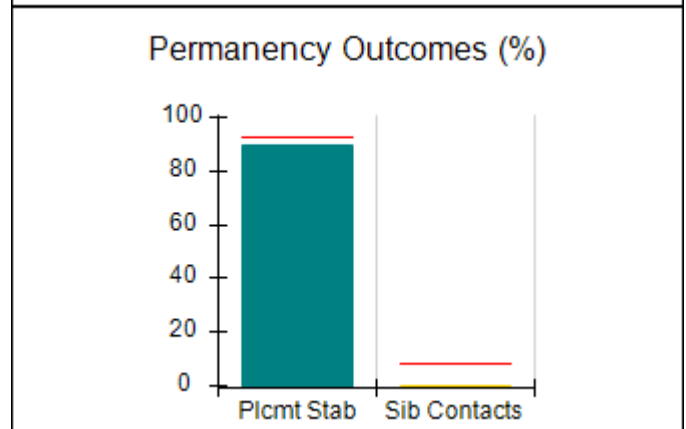
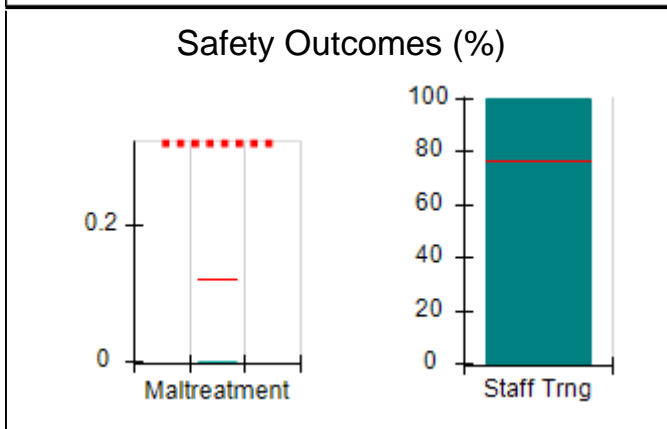
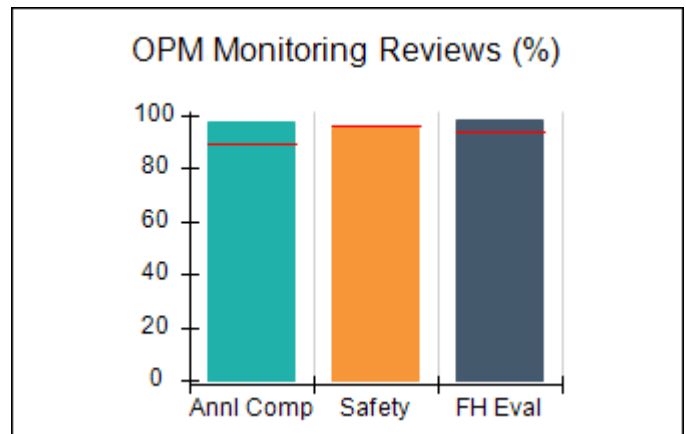
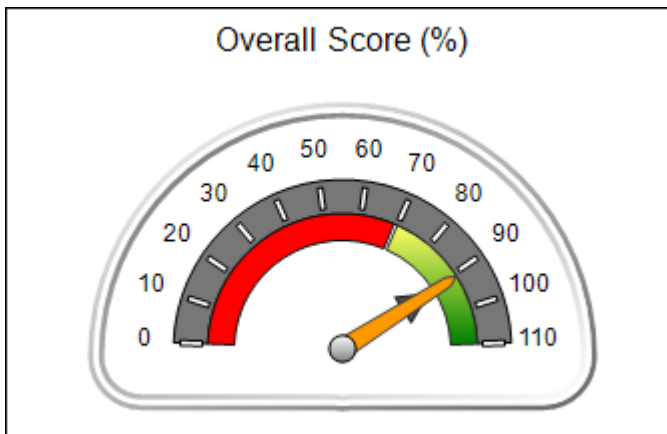
Provider/Program Name: Mentor Network - Mentor Augusta (737) - CPA

4210 Columbia Rd., Martinez, GA 30907 Phone: 706-868-5268 Vendor ID# 35495	Quarterly Scores (Grades)		Current Quarter Score (Grade)
	Q1: 91.06 (A-)	Q2: 90.48 (A-)	91.06% (A-)
	Q3: 97.67 (A+)	Q4: 93.27 (A-)	
# New Foster Homes During Quarter: 0	# Children in Care During Quarter: 40	# Placements During Quarter: 42	# Children in Care On Last Day: 31

Quarterly Provider Comparisons to All CPAs

■■■■■■■■ indicates MalTx Threshold

— indicates average for all CPAs





DHS, DFCS, Office of Provider Management
Performance-Based Placement Measures
RBWO Provider GA+SCORECARD - CPA
 Report Quarter: Q1 FY2016



Provider/Program Name: Mentor Network - Mentor Augusta (737) - CPA

4210 Columbia Rd., Martinez, GA 30907 Phone: 706-868-5268 Vendor ID# 35495	Quarterly Scores (Grades)		Current Quarter Score (Grade)
	Q1: 91.06 (A-)	Q2: 90.48 (A-)	91.06%
	Q3: 97.67 (A+)	Q4: 93.27 (A-)	(A-)

# New Foster Homes During Quarter: 0	# Children in Care During Quarter: 40	# Placements During Quarter: 42	# Children in Care On Last Day: 31
--------------------------------------	---------------------------------------	---------------------------------	------------------------------------

	Avg Performance All CPAs (%)	Provider Performance (%)*	Possible Points (Weight)	Provider Points Earned
--	-------------------------------------	----------------------------------	---------------------------------	-------------------------------

OPM Monitoring Reviews

Annual Comprehensive Reviews	89%	98%	25	24.42
Safety Reviews	96%	95%	10	9.51
Foster Home Evaluation Qualitative Reviews	93%	98%	10	9.80
Monitoring Sub-Total			45	43.73

CPA Safety Outcomes

Incidence of Maltreatment	0.12%	No Substantiated Reports	10	10.00
Staff Training	76%	100%	4	4.00
Safety Sub-Total			14	14.00

CPA Permanency Outcomes

Placement Stability	92%	90%	10	9.00
Sibling Contacts	8%	0%	5	0.00
Permanency Sub-Total			15	9.00

CPA Well-Being Outcomes

EPSDT Medical Visits	84%	90%	4	3.60
EPSDT Dental Visits	83%	86%	4	3.44
Academic Supports	80%	50%	4	2.00
Provider ECEM Visits	91%	91%	7	6.37
Provider General Contacts	88%	100%	7	7.00
Well-Being Sub-Total			26	22.41

*Performance calculation descriptions can be found in the FY 2016 RBWO PBP Measurements and Standards Guide.

Monitoring & Outcomes: Possible Points = 100		Points Earned: 89.14	
Score Before Incentives Credit			89.14%
Incentives Awarded			1.92 pts
PBP Verification			N/A pts
Total Score			91.06%



DHS, DFCS, Office of Provider Management
Performance-Based Placement Measures
RBWO Provider GA+SCORECARD - CPA
Report Quarter: Q1 FY2016



Provider/Program Name: Mentor Network - Mentor Augusta (737) - CPA

# New Foster Homes During Quarter: 0		# Children in Care During Quarter: 40	# Placements During Quarter: 42	# Children in Care On Last Day: 31
CPA Incentive Credits	Avg Performance All CPAs (%)	Provider Performance (%)*	Possible Points (Weight)	Provider Points Earned
Early EPSDT Medical Visits		63%	2	1.26
Early EPSDT Dental Visits		33%	2	0.66
Permanency Contacts		0%	5	0.00
Additional Academic Supports		0%	2	0.00
Foster Hm Retention Rate (threshold = 90)		74%	2	0.00
Foster Hm Recruitment (threshold = 100)		0%	2	0.00
Active Agency Accreditation		0%	4	0.00
Staff Clinical Licensure		0%	5	0.00
Incentives Total	5.65		24	1.92
Maximum total combined incentive credit allowed is 10 points.			Incentives Awarded	1.92

*Performance calculation descriptions can be found in the FY 2016 RBWO PBP Measurements and Standards Guide.

Child Protective Services Investigations and Dispositions

The following investigations data, which is not used for scoring but is considered significant to a provider's performance, is from Georgia SHINES and is not considered final or complete until the end of the fiscal year.

Total Reports:	0
Number Screened In:	0
Number Screened Out:	0
Number Substantiated:	0
Number Unsubstantiated:	0
Number Active CPS Investigations:	0



DHS, DFCS, Office of Provider Management
Performance-Based Placement Measures
RBWO Provider GA+SCORECARD - CPA



Report Quarter: Q1 FY2016

Provider/Program Name: Mentor Network - Mentor Macon (740) - CPA

4977 Mt. Pleasant Church Road, Macon, GA 31216

Phone: 478-785-0005

Vendor ID# 35496

Quarterly Scores (Grades)		Current Quarter Score (Grade)
Q1: 91.31 (A-)	Q2: 85.87 (B)	91.31% (A-)
Q3: 88.98 (B+)	Q4: 90.62 (A-)	

New Foster Homes During Quarter: 1

Children in Care During Quarter: 77

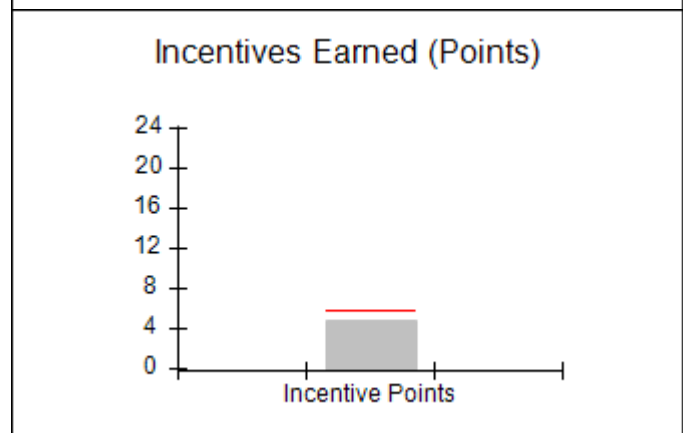
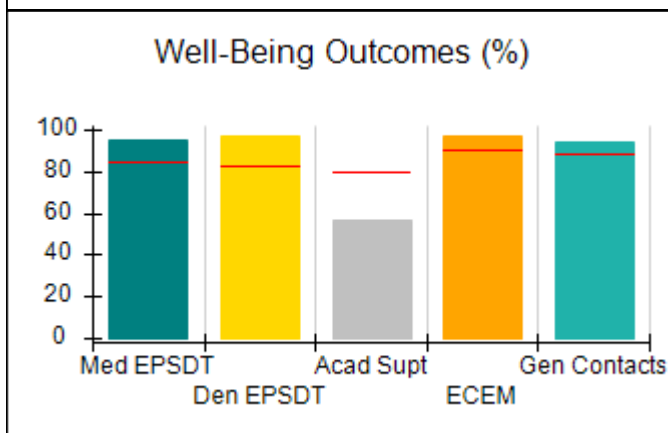
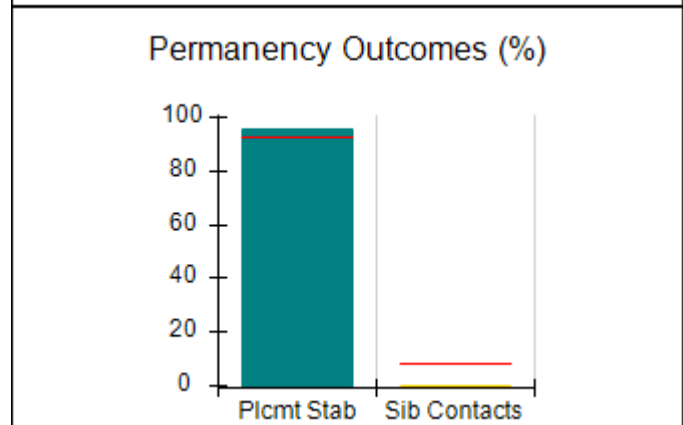
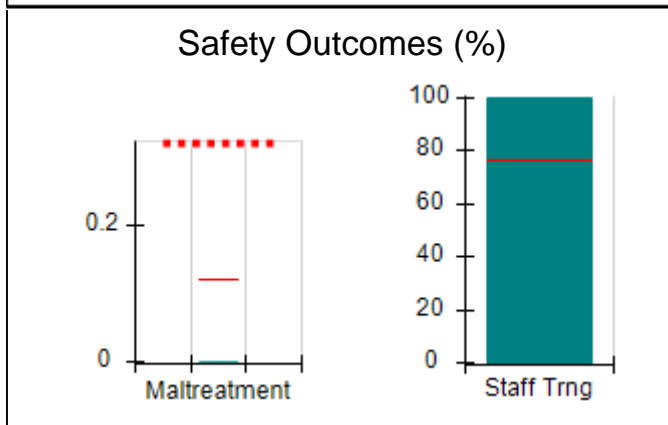
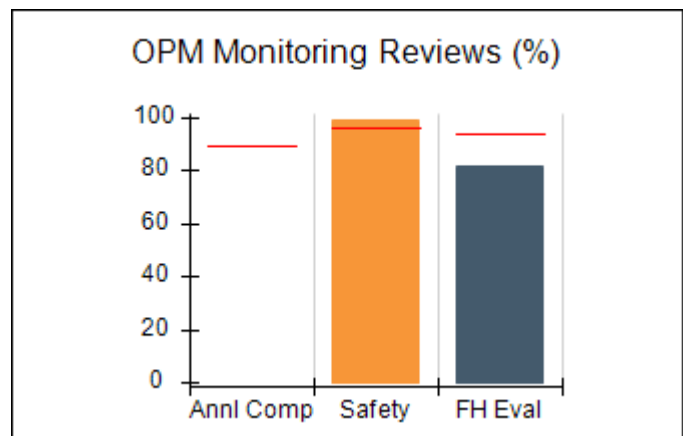
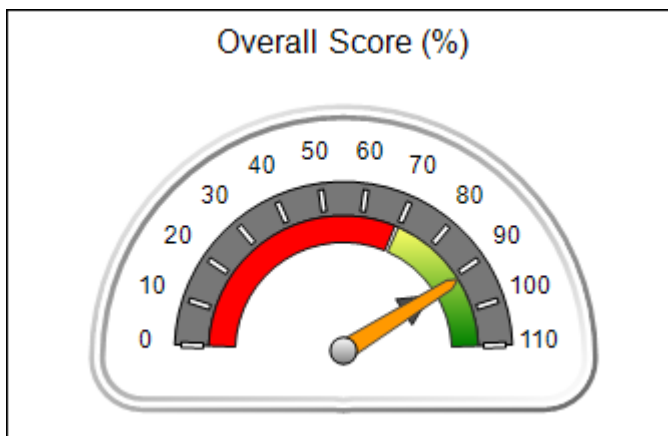
Placements During Quarter: 80

Children in Care On Last Day: 64

Quarterly Provider Comparisons to All CPAs

■■■■■■■■ indicates MalTx Threshold

— indicates average for all CPAs





DHS, DFCS, Office of Provider Management
Performance-Based Placement Measures
RBWO Provider GA+SCORECARD - CPA
 Report Quarter: Q1 FY2016



Provider/Program Name: Mentor Network - Mentor Macon (740) - CPA

4977 Mt. Pleasant Church Road, Macon, GA 31216 Phone: 478-785-0005 Vendor ID# 35496	Quarterly Scores (Grades)		Current Quarter Score (Grade)
	Q1: 91.31 (A-)	Q2: 85.87 (B)	91.31%
	Q3: 88.98 (B+)	Q4: 90.62 (A-)	(A-)

# New Foster Homes During Quarter: 1	# Children in Care During Quarter: 77	# Placements During Quarter: 80	# Children in Care On Last Day: 64
--------------------------------------	---------------------------------------	---------------------------------	------------------------------------

	Avg Performance All CPAs (%)	Provider Performance (%)*	Possible Points (Weight)	Provider Points Earned
--	------------------------------	---------------------------	--------------------------	------------------------

OPM Monitoring Reviews

Annual Comprehensive Reviews	89%	Not Yet Conducted		
Safety Reviews	96%	99%	10	9.89
Foster Home Evaluation Qualitative Reviews	93%	81%	10	8.13
Monitoring Sub-Total			20	18.02

CPA Safety Outcomes

Incidence of Maltreatment	0.12%	No Substantiated Reports	10	10.00
Staff Training	76%	100%	4	4.00
Safety Sub-Total			14	14.00

CPA Permanency Outcomes

Placement Stability	92%	96%	10	9.60
Sibling Contacts	8%	0%	5	0.00
Permanency Sub-Total			15	9.60

CPA Well-Being Outcomes

EPSDT Medical Visits	84%	95%	4	3.80
EPSDT Dental Visits	83%	97%	4	3.88
Academic Supports	80%	57%	4	2.28
Provider ECEM Visits	91%	97%	7	6.79
Provider General Contacts	88%	94%	7	6.58
Well-Being Sub-Total			26	23.33

*Performance calculation descriptions can be found in the FY 2016 RBWO PBP Measurements and Standards Guide.

Monitoring & Outcomes: Possible Points = 75		Points Earned: 64.95	
Score Before Incentives Credit			86.59%
Incentives Awarded			4.72 pts
PBP Verification			N/A pts
Total Score			91.31%



DHS, DFCS, Office of Provider Management
Performance-Based Placement Measures
RBWO Provider GA+SCORECARD - CPA
Report Quarter: Q1 FY2016



Provider/Program Name: Mentor Network - Mentor Macon (740) - CPA

# New Foster Homes During Quarter: 1		# Children in Care During Quarter: 77	# Placements During Quarter: 80	# Children in Care On Last Day: 64
CPA Incentive Credits	Avg Performance All CPAs (%)	Provider Performance (%)*	Possible Points (Weight)	Provider Points Earned
Early EPSDT Medical Visits		63%	2	1.26
Early EPSDT Dental Visits		73%	2	1.46
Permanency Contacts		0%	5	0.00
Additional Academic Supports		0%	2	0.00
Foster Hm Retention Rate (threshold = 90)		87%	2	0.00
Foster Hm Recruitment (threshold = 100)		0%	2	0.00
Active Agency Accreditation		50%	4	2.00
Staff Clinical Licensure		0%	5	0.00
Incentives Total	5.65		24	4.72
Maximum total combined incentive credit allowed is 10 points.			Incentives Awarded	4.72

*Performance calculation descriptions can be found in the FY 2016 RBWO PBP Measurements and Standards Guide.

Child Protective Services Investigations and Dispositions

The following investigations data, which is not used for scoring but is considered significant to a provider's performance, is from Georgia SHINES and is not considered final or complete until the end of the fiscal year.

Total Reports:	0
Number Screened In:	0
Number Screened Out:	0
Number Substantiated:	0
Number Unsubstantiated:	0
Number Active CPS Investigations:	0



DHS, DFCS, Office of Provider Management
Performance-Based Placement Measures
RBWO Provider GA+SCORECARD - CPA



Report Quarter: Q1 FY2016

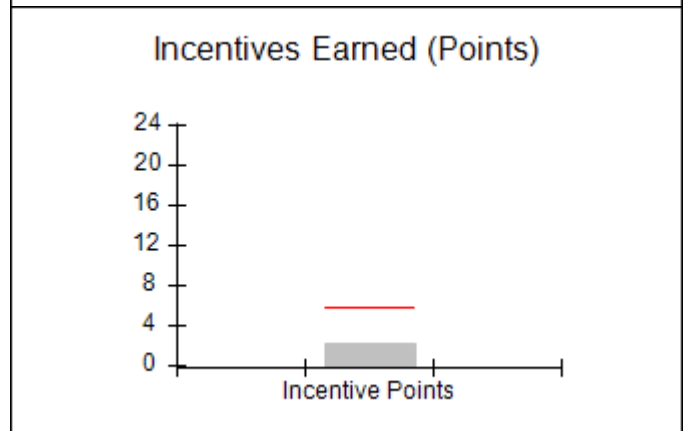
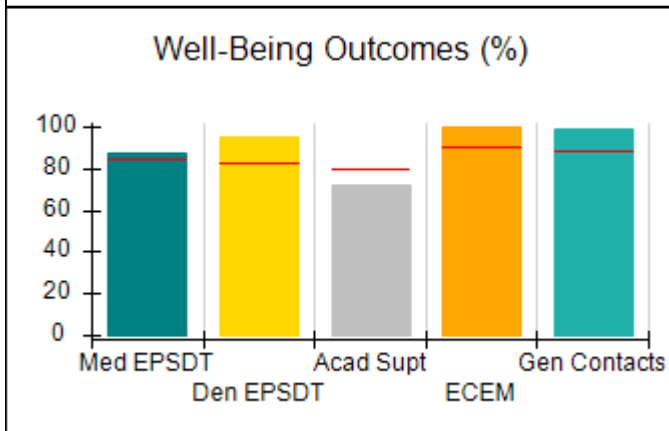
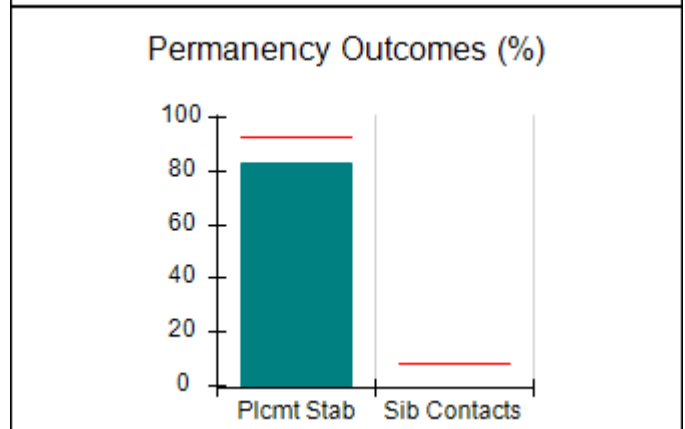
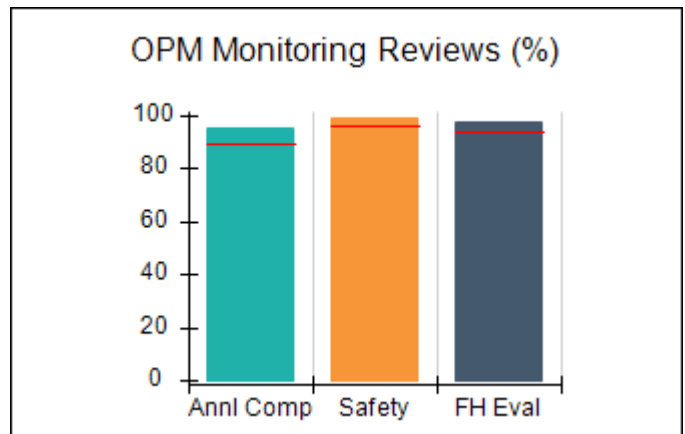
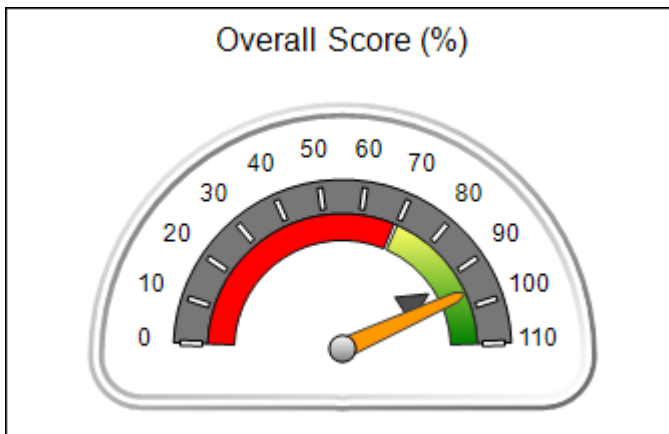
Provider/Program Name: Mentor Network - Mentor Savannah (742) - CPA

16 Chatham Center S, Savannah, GA 31405 Phone: 912-234-6853 Vendor ID# 35494	Quarterly Scores (Grades)		Current Quarter Score (Grade)
	Q1: 96.06 (A)	Q2: 94.74 (A)	96.06% (A)
	Q3: 103.40 (A+)	Q4: 94.45 (A)	
# New Foster Homes During Quarter: 1	# Children in Care During Quarter: 36	# Placements During Quarter: 39	# Children in Care On Last Day: 25

Quarterly Provider Comparisons to All CPAs

■■■■■■■■ indicates MalTx Threshold

— indicates average for all CPAs





DHS, DFCS, Office of Provider Management
Performance-Based Placement Measures
RBWO Provider GA+SCORECARD - CPA
 Report Quarter: Q1 FY2016



Provider/Program Name: Mentor Network - Mentor Savannah (742) - CPA

16 Chatham Center S, Savannah, GA 31405 Phone: 912-234-6853 Vendor ID# 35494		Quarterly Scores (Grades)		Current Quarter Score (Grade)
		Q1: 96.06 (A)	Q2: 94.74 (A)	96.06%
		Q3: 103.40 (A+)	Q4: 94.45 (A)	(A)
# New Foster Homes During Quarter: 1		# Children in Care During Quarter: 36	# Placements During Quarter: 39	# Children in Care On Last Day: 25
	Avg Performance All CPAs (%)	Provider Performance (%)*	Possible Points (Weight)	Provider Points Earned
OPM Monitoring Reviews				
Annual Comprehensive Reviews	89%	95%	25	23.75
Safety Reviews	96%	99%	10	9.90
Foster Home Evaluation Qualitative Reviews	93%	97%	10	9.71
Monitoring Sub-Total			45	43.36
CPA Safety Outcomes				
Incidence of Maltreatment	0.12%	No Substantiated Reports	10	10.00
Staff Training	76%	100%	4	4.00
Safety Sub-Total			14	14.00
CPA Permanency Outcomes				
Placement Stability	92%	83%	15	12.45
Sibling Contacts	8%	None Planned		
Permanency Sub-Total			15	12.45
CPA Well-Being Outcomes				
EPSDT Medical Visits	84%	87%	4	3.48
EPSDT Dental Visits	83%	95%	4	3.80
Academic Supports	80%	72%	4	2.88
Provider ECEM Visits	91%	100%	7	7.00
Provider General Contacts	88%	99%	7	6.93
Well-Being Sub-Total			26	24.09

*Performance calculation descriptions can be found in the FY 2016 RBWO PBP Measurements and Standards Guide.

Monitoring & Outcomes: Possible Points = 100		Points Earned: 93.90	
Score Before Incentives Credit			93.90%
Incentives Awarded			2.16 pts
PBP Verification			N/A pts
Total Score			96.06%



DHS, DFCS, Office of Provider Management
Performance-Based Placement Measures
RBWO Provider GA+SCORECARD - CPA



Report Quarter: Q1 FY2016

Provider/Program Name: Mentor Network - Mentor Savannah (742) - CPA

# New Foster Homes During Quarter: 1		# Children in Care During Quarter: 36	# Placements During Quarter: 39	# Children in Care On Last Day: 25
CPA Incentive Credits	Avg Performance All CPAs (%)	Provider Performance (%)*	Possible Points (Weight)	Provider Points Earned
Early EPSDT Medical Visits		38%	2	0.76
Early EPSDT Dental Visits		67%	2	1.34
Permanency Contacts		None Planned	5	
Additional Academic Supports		3%	2	0.06
Foster Hm Retention Rate (threshold = 90)		80%	2	0.00
Foster Hm Recruitment (threshold = 100)		75%	2	0.00
Active Agency Accreditation		0%	4	0.00
Staff Clinical Licensure		0%	5	0.00
Incentives Total	5.65		24	2.16
Maximum total combined incentive credit allowed is 10 points.			Incentives Awarded	2.16

*Performance calculation descriptions can be found in the FY 2016 RBWO PBP Measurements and Standards Guide.

Child Protective Services Investigations and Dispositions

The following investigations data, which is not used for scoring but is considered significant to a provider's performance, is from Georgia SHINES and is not considered final or complete until the end of the fiscal year.

Total Reports:	1
Number Screened In:	1
Number Screened Out:	0
Number Substantiated:	0
Number Unsubstantiated:	1
Number Active CPS Investigations:	0



DHS, DFCS, Office of Provider Management
Performance-Based Placement Measures
RBWO Provider GA+SCORECARD - CPA



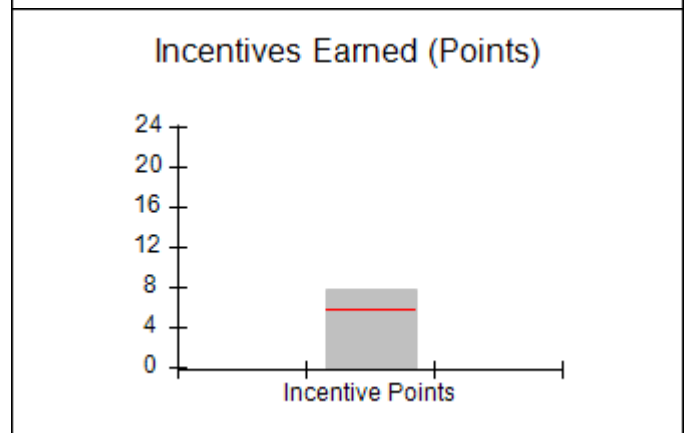
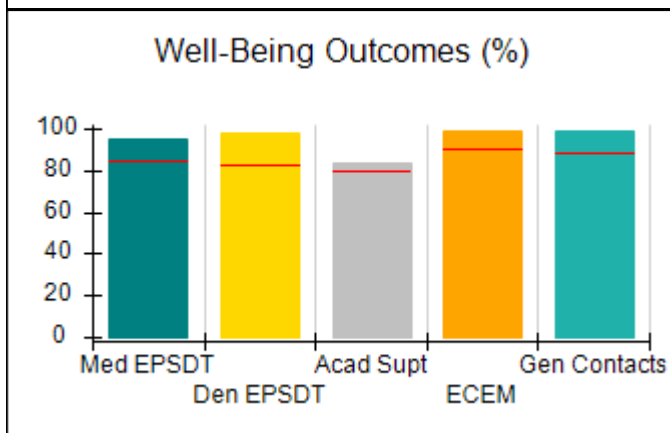
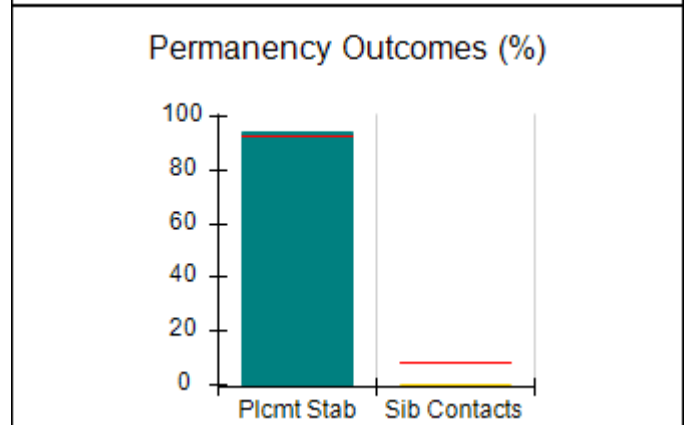
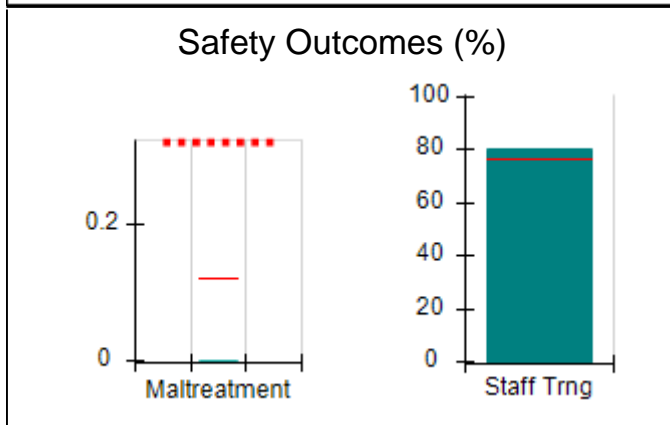
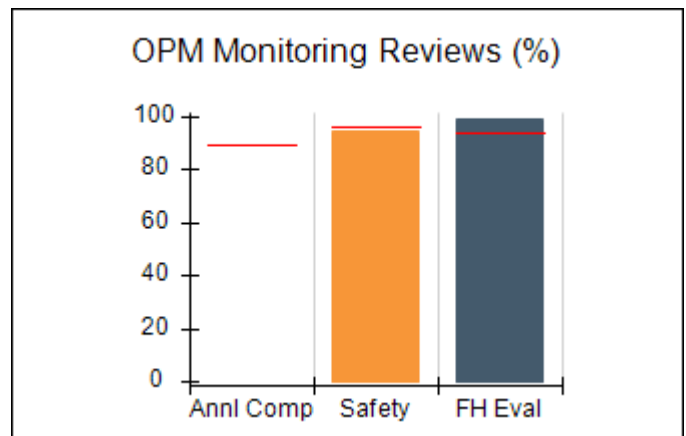
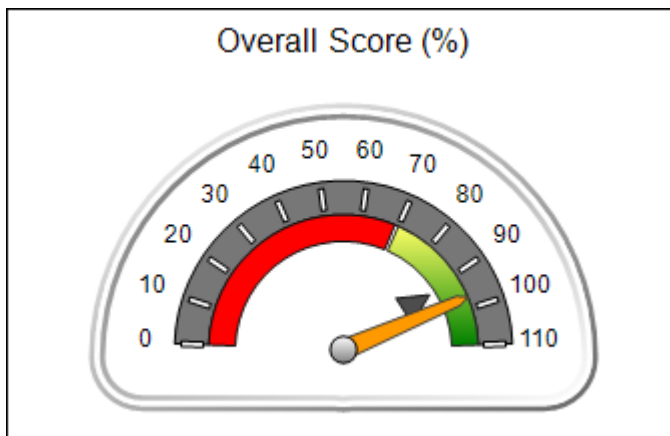
Report Quarter: Q1 FY2016

Provider/Program Name: Meritan, Inc. d/b/a Meritan Stepping Stones - Cartersville (680) - CPA

920-A N Tennessee St., Cartersville, GA 30120 Phone: 770-387-9003 Vendor ID# 35384	Quarterly Scores (Grades)		Current Quarter Score (Grade)
	Q1: 96.89 (A)	Q2: 94.61 (A)	96.89% (A)
	Q3: 95.81 (A)	Q4: 91.14 (A-)	
# New Foster Homes During Quarter: 2	# Children in Care During Quarter: 69	# Placements During Quarter: 69	# Children in Care On Last Day: 56
Quarterly Provider Comparisons to All CPAs			

■■■■■■■■ indicates MalTx Threshold

— indicates average for all CPAs





DHS, DFCS, Office of Provider Management
Performance-Based Placement Measures
RBWO Provider GA+SCORECARD - CPA



Report Quarter: Q1 FY2016

Provider/Program Name: Meritan, Inc. d/b/a Meritan Stepping Stones - Cartersville (680) - CPA

920-A N Tennessee St., Cartersville, GA 30120 Phone: 770-387-9003 Vendor ID# 35384	Quarterly Scores (Grades)		Current Quarter Score (Grade)
	Q1: 96.89 (A)	Q2: 94.61 (A)	96.89%
	Q3: 95.81 (A)	Q4: 91.14 (A-)	(A)

# New Foster Homes During Quarter: 2	# Children in Care During Quarter: 69	# Placements During Quarter: 69	# Children in Care On Last Day: 56
--------------------------------------	---------------------------------------	---------------------------------	------------------------------------

	Avg Performance All CPAs (%)	Provider Performance (%)*	Possible Points (Weight)	Provider Points Earned
--	-------------------------------------	----------------------------------	---------------------------------	-------------------------------

OPM Monitoring Reviews

Annual Comprehensive Reviews	89%	Not Yet Conducted		
Safety Reviews	96%	94%	10	9.44
Foster Home Evaluation Qualitative Reviews	93%	99%	10	9.86
Monitoring Sub-Total			20	19.30

CPA Safety Outcomes

Incidence of Maltreatment	0.12%	No Substantiated Reports	10	10.00
Staff Training	76%	80%	4	3.20
Safety Sub-Total			14	13.20

CPA Permanency Outcomes

Placement Stability	92%	94%	10	9.40
Sibling Contacts	8%	0%	5	0.00
Permanency Sub-Total			15	9.40

CPA Well-Being Outcomes

EPSDT Medical Visits	84%	95%	4	3.80
EPSDT Dental Visits	83%	98%	4	3.92
Academic Supports	80%	83%	4	3.32
Provider ECEM Visits	91%	99%	7	6.93
Provider General Contacts	88%	99%	7	6.93
Well-Being Sub-Total			26	24.90

*Performance calculation descriptions can be found in the FY 2016 RBWO PBP Measurements and Standards Guide.

Monitoring & Outcomes: Possible Points = 75		Points Earned: 66.80	
Score Before Incentives Credit			89.07%
Incentives Awarded			7.82 pts
PBP Verification			N/A pts
Total Score			96.89%



DHS, DFCS, Office of Provider Management
Performance-Based Placement Measures
RBWO Provider GA+SCORECARD - CPA



Report Quarter: Q1 FY2016

Provider/Program Name: Meritan, Inc. d/b/a Meritan Stepping Stones - Cartersville (680) - CPA

# New Foster Homes During Quarter: 2		# Children in Care During Quarter: 69	# Placements During Quarter: 69	# Children in Care On Last Day: 56
CPA Incentive Credits	Avg Performance All CPAs (%)	Provider Performance (%)*	Possible Points (Weight)	Provider Points Earned
Early EPSDT Medical Visits		81%	2	1.62
Early EPSDT Dental Visits		85%	2	1.70
Permanency Contacts		0%	5	0.00
Additional Academic Supports		0%	2	0.00
Foster Hm Retention Rate (threshold = 90)		100%	2	2.00
Foster Hm Recruitment (threshold = 100)		50%	2	0.00
Active Agency Accreditation		50%	4	2.00
Staff Clinical Licensure		10%	5	0.50
Incentives Total	5.65		24	7.82
Maximum total combined incentive credit allowed is 10 points.			Incentives Awarded	7.82

*Performance calculation descriptions can be found in the FY 2016 RBWO PBP Measurements and Standards Guide.

Child Protective Services Investigations and Dispositions

The following investigations data, which is not used for scoring but is considered significant to a provider's performance, is from Georgia SHINES and is not considered final or complete until the end of the fiscal year.

Total Reports:	0
Number Screened In:	0
Number Screened Out:	0
Number Substantiated:	0
Number Unsubstantiated:	0
Number Active CPS Investigations:	0



DHS, DFCS, Office of Provider Management
Performance-Based Placement Measures
RBWO Provider GA+SCORECARD - CPA



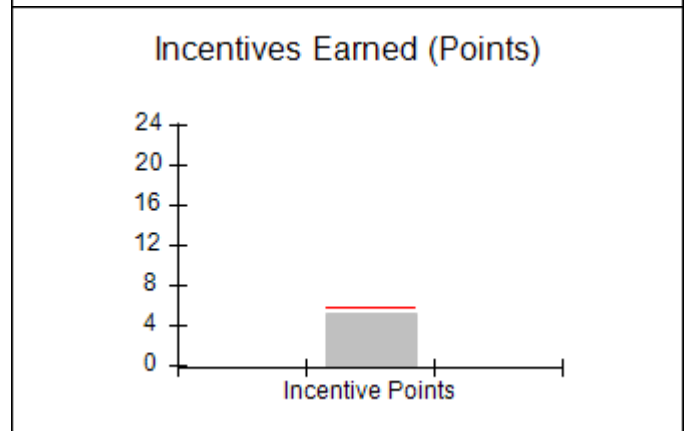
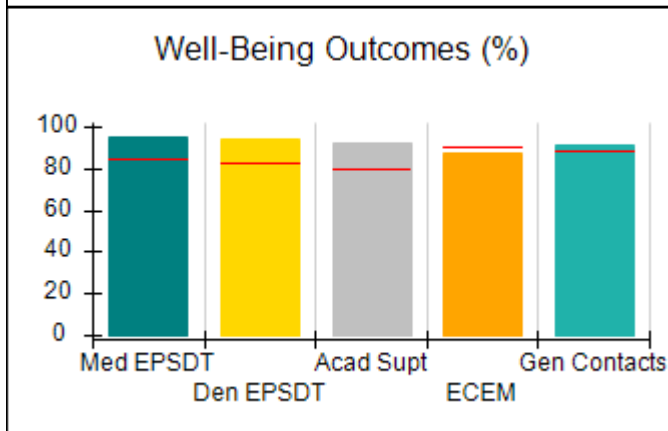
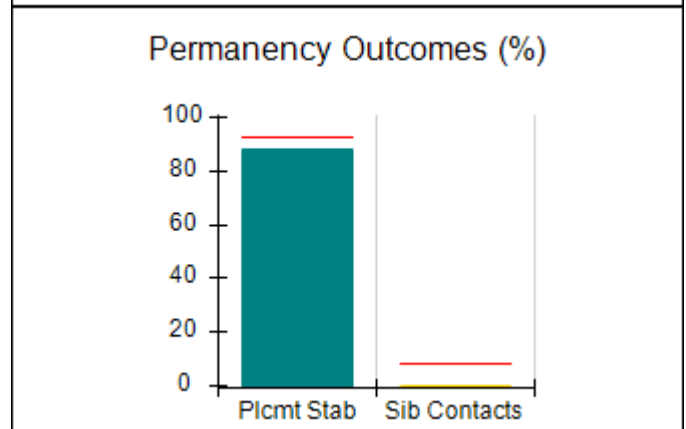
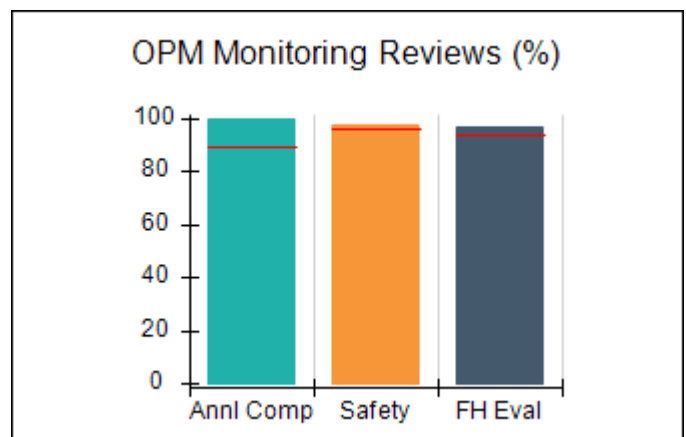
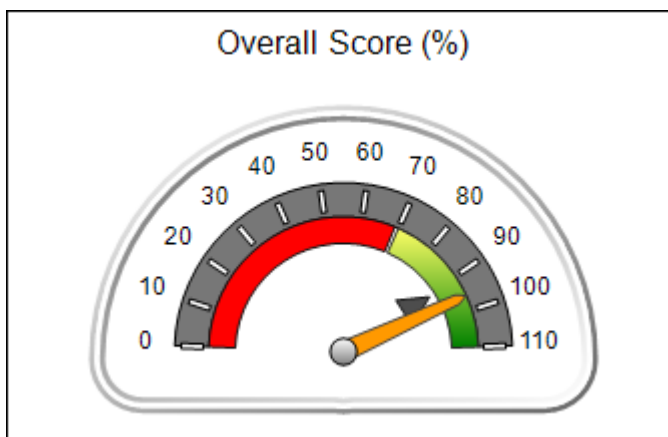
Report Quarter: Q1 FY2016

Provider/Program Name: Meritan, Inc. d/b/a Meritan Stepping Stones - Macon (682) - CPA

3312 Northside Drive, Macon, GA 31210 Phone: 478-474-8552 Vendor ID# 35385	Quarterly Scores (Grades)		Current Quarter Score (Grade)
	Q1: 95.89 (A)	Q2: 99.32 (A+)	95.89%
	Q3: 99.71 (A+)	Q4: 97.91 (A+)	(A)
# New Foster Homes During Quarter: 2	# Children in Care During Quarter: 69	# Placements During Quarter: 71	# Children in Care On Last Day: 51
Quarterly Provider Comparisons to All CPAs			

■■■■■■■■ indicates MaITx Threshold

— indicates average for all CPAs





DHS, DFCS, Office of Provider Management
Performance-Based Placement Measures
RBWO Provider GA+SCORECARD - CPA
 Report Quarter: Q1 FY2016



Provider/Program Name: Meritan, Inc. d/b/a Meritan Stepping Stones - Macon (682) - CPA

3312 Northside Drive, Macon, GA 31210 Phone: 478-474-8552 Vendor ID# 35385	Quarterly Scores (Grades)		Current Quarter Score (Grade)
	Q1: 95.89 (A)	Q2: 99.32 (A+)	95.89% (A)
	Q3: 99.71 (A+)	Q4: 97.91 (A+)	

# New Foster Homes During Quarter: 2	# Children in Care During Quarter: 69	# Placements During Quarter: 71	# Children in Care On Last Day: 51
--------------------------------------	---------------------------------------	---------------------------------	------------------------------------

	Avg Performance All CPAs (%)	Provider Performance (%)*	Possible Points (Weight)	Provider Points Earned
--	-------------------------------------	----------------------------------	---------------------------------	-------------------------------

OPM Monitoring Reviews

Annual Comprehensive Reviews	89%	100%	25	24.93
Safety Reviews	96%	98%	10	9.76
Foster Home Evaluation Qualitative Reviews	93%	96%	10	9.64
Monitoring Sub-Total			45	44.33

CPA Safety Outcomes

Incidence of Maltreatment	0.12%	No Substantiated Reports	10	10.00
Staff Training	76%	100%	4	4.00
Safety Sub-Total			14	14.00

CPA Permanency Outcomes

Placement Stability	92%	88%	10	8.80
Sibling Contacts	8%	0%	5	0.00
Permanency Sub-Total			15	8.80

CPA Well-Being Outcomes

EPSDT Medical Visits	84%	95%	4	3.80
EPSDT Dental Visits	83%	94%	4	3.76
Academic Supports	80%	92%	4	3.68
Provider ECEM Visits	91%	87%	7	6.09
Provider General Contacts	88%	91%	7	6.37
Well-Being Sub-Total			26	23.70

*Performance calculation descriptions can be found in the FY 2016 RBWO PBP Measurements and Standards Guide.

Monitoring & Outcomes: Possible Points = 100		Points Earned: 90.83	
Score Before Incentives Credit			90.83%
Incentives Awarded			5.06 pts
PBP Verification			N/A pts
Total Score			95.89%



DHS, DFCS, Office of Provider Management
Performance-Based Placement Measures
RBWO Provider GA+SCORECARD - CPA



Report Quarter: Q1 FY2016

Provider/Program Name: Meritan, Inc. d/b/a Meritan Stepping Stones - Macon (682) - CPA

# New Foster Homes During Quarter: 2		# Children in Care During Quarter: 69	# Placements During Quarter: 71	# Children in Care On Last Day: 51
CPA Incentive Credits	Avg Performance All CPAs (%)	Provider Performance (%)*	Possible Points (Weight)	Provider Points Earned
Early EPSDT Medical Visits		70%	2	1.40
Early EPSDT Dental Visits		83%	2	1.66
Permanency Contacts		0%	5	0.00
Additional Academic Supports		0%	2	0.00
Foster Hm Retention Rate (threshold = 90)		88%	2	0.00
Foster Hm Recruitment (threshold = 100)		25%	2	0.00
Active Agency Accreditation		50%	4	2.00
Staff Clinical Licensure		0%	5	0.00
Incentives Total	5.65		24	5.06
Maximum total combined incentive credit allowed is 10 points.			Incentives Awarded	5.06

*Performance calculation descriptions can be found in the FY 2016 RBWO PBP Measurements and Standards Guide.

Child Protective Services Investigations and Dispositions

The following investigations data, which is not used for scoring but is considered significant to a provider's performance, is from Georgia SHINES and is not considered final or complete until the end of the fiscal year.

Total Reports:	1
Number Screened In:	0
Number Screened Out:	1
Number Substantiated:	0
Number Unsubstantiated:	0
Number Active CPS Investigations:	0



DHS, DFCS, Office of Provider Management
Performance-Based Placement Measures
RBWO Provider GA+SCORECARD - CPA



Report Quarter: Q1 FY2016

Provider/Program Name: Methodist Home for Children & Youth, The - St. Marys Region (942) - CPA

201 King's Bay Road, St. Marys, GA 31588

Phone: 912 882-7770

Vendor ID# 35460

Quarterly Scores (Grades)

Current Quarter Score (Grade)

Q1: 00.00 (F)

Q2: 00.00 (F)

00.00%

Q3: 00.00 (F)

Q4: 00.00 (F)

(F)

New Foster Homes During Quarter: 0

Children in Care During Quarter: 0

Placements During Quarter: 0

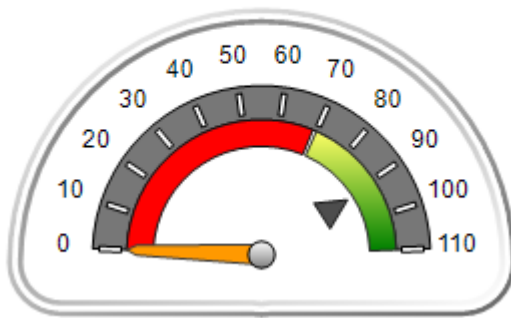
Children in Care On Last Day: 0

Quarterly Provider Comparisons to All CPAs

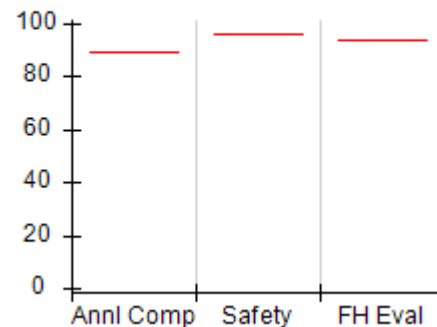
■■■■■■■■ indicates MalTx Threshold

— indicates average for all CPAs

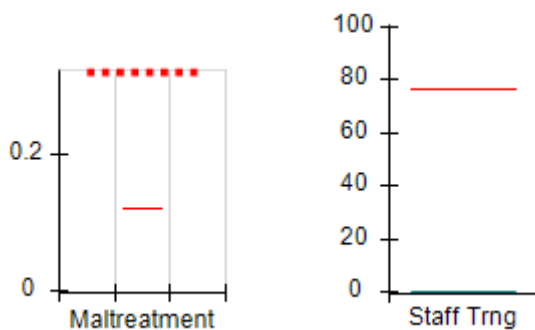
Overall Score (%)



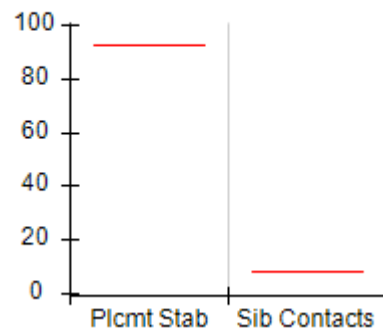
OPM Monitoring Reviews (%)



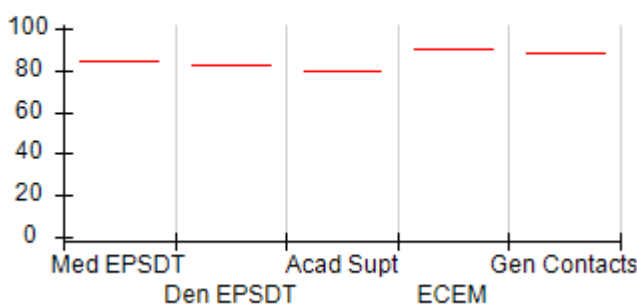
Safety Outcomes (%)




Permanency Outcomes (%)



Well-Being Outcomes (%)



Incentives Earned (Points)





DHS, DFCS, Office of Provider Management
Performance-Based Placement Measures
RBWO Provider GA+SCORECARD - CPA



Report Quarter: Q1 FY2016

Provider/Program Name: Methodist Home for Children & Youth, The - St. Marys Region (942) - CPA

201 King's Bay Road, St. Marys, GA 31588 Phone: 912 882-7770 Vendor ID# 35460	Quarterly Scores (Grades)		Current Quarter Score (Grade)
	Q1: 00.00 (F)	Q2: 00.00 (F)	00.00%
	Q3: 00.00 (F)	Q4: 00.00 (F)	(F)

# New Foster Homes During Quarter: 0	# Children in Care During Quarter: 0	# Placements During Quarter: 0	# Children in Care On Last Day: 0
--------------------------------------	--------------------------------------	--------------------------------	-----------------------------------

	Avg Performance All CPAs (%)	Provider Performance (%)*	Possible Points (Weight)	Provider Points Earned
--	-------------------------------------	----------------------------------	---------------------------------	-------------------------------

OPM Monitoring Reviews

Annual Comprehensive Reviews	89%	Not Yet Conducted		
Safety Reviews	96%	Not Yet Conducted		
Foster Home Evaluation Qualitative Reviews	93%	Not Yet Conducted		
Monitoring Sub-Total				0.00

CPA Safety Outcomes

Incidence of Maltreatment	0.12%	Not Eligible		
Staff Training	76%	0%	14	0.00
Safety Sub-Total			14	0.00

CPA Permanency Outcomes

Placement Stability	92%	Not Eligible		
Sibling Contacts	8%	None Planned		
Permanency Sub-Total			N/A	

CPA Well-Being Outcomes

EPSDT Medical Visits	84%	Not Eligible		
EPSDT Dental Visits	83%	Not Eligible		
Academic Supports	80%	Not Eligible		
Provider ECEM Visits	91%	Not Eligible		
Provider General Contacts	88%	Not Eligible		
Well-Being Sub-Total			N/A	

*Performance calculation descriptions can be found in the FY 2016 RBWO PBP Measurements and Standards Guide.

Monitoring & Outcomes: Possible Points = 14	Points Earned: 00.00
Score Before Incentives Credit	00.00%
Incentives Awarded	0.00 pts
PBP Verification	N/A pts
Total Score	00.00%



DHS, DFCS, Office of Provider Management
Performance-Based Placement Measures
RBWO Provider GA+SCORECARD - CPA



Report Quarter: Q1 FY2016

Provider/Program Name: Methodist Home for Children & Youth, The - St. Marys Region (942) - CPA

# New Foster Homes During Quarter: 0		# Children in Care During Quarter: 0	# Placements During Quarter: 0	# Children in Care On Last Day: 0
CPA Incentive Credits	Avg Performance All CPAs (%)	Provider Performance (%)*	Possible Points (Weight)	Provider Points Earned
Early EPSDT Medical Visits		Not Eligible	2	
Early EPSDT Dental Visits		Not Eligible	2	
Permanency Contacts		None Planned	5	
Additional Academic Supports		Not Eligible	2	
Foster Hm Retention Rate (threshold = 90)		Not Eligible	2	0.00
Foster Hm Recruitment (threshold = 100)		0%	2	0.00
Active Agency Accreditation		0%	4	0.00
Staff Clinical Licensure		0%	5	0.00
Incentives Total	5.65		24	0.00
Maximum total combined incentive credit allowed is 10 points.			Incentives Awarded	0.00

*Performance calculation descriptions can be found in the FY 2016 RBWO PBP Measurements and Standards Guide.

Child Protective Services Investigations and Dispositions

The following investigations data, which is not used for scoring but is considered significant to a provider's performance, is from Georgia SHINES and is not considered final or complete until the end of the fiscal year.

Total Reports:	0
Number Screened In:	0
Number Screened Out:	0
Number Substantiated:	0
Number Unsubstantiated:	0
Number Active CPS Investigations:	0



DHS, DFCS, Office of Provider Management
Performance-Based Placement Measures
RBWO Provider GA+SCORECARD - CPA



Report Quarter: Q1 FY2016

Provider/Program Name: Morningstar Children and Family Services - Foster Care Services - Brunswick (765) - CPA

3596 Darien Highway, Suite 3, Brunswick, GA 31525

Phone: 912-267-3700

Vendor ID# 53071

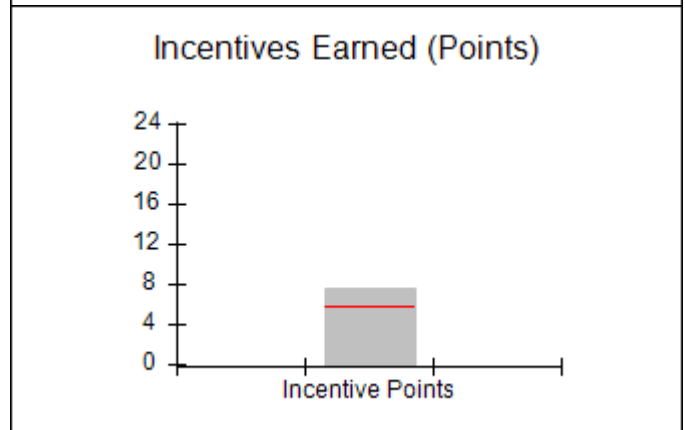
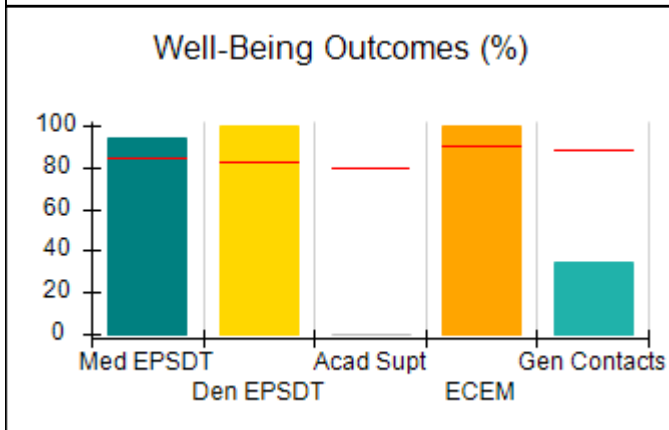
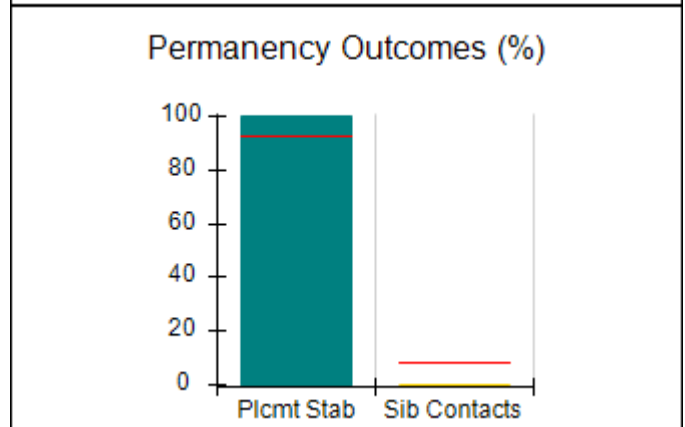
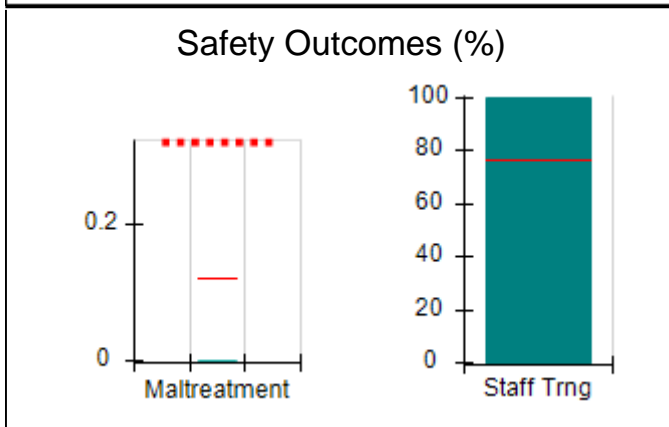
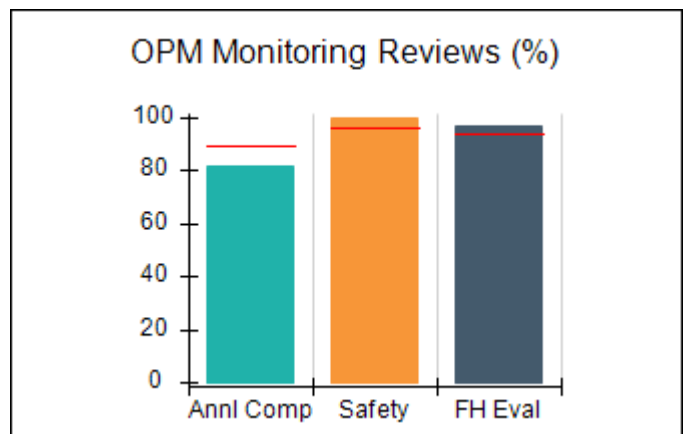
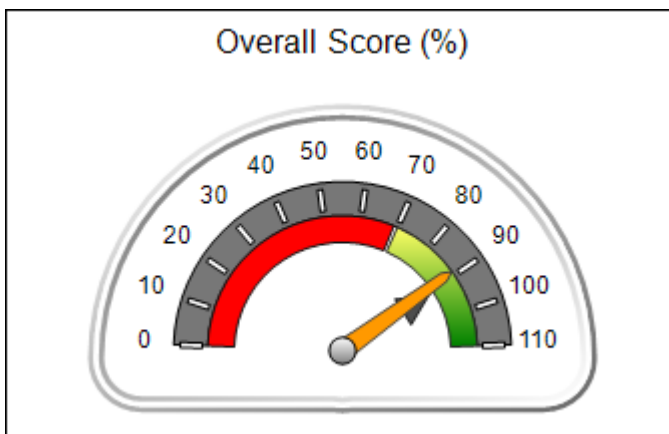
Quarterly Scores (Grades)		Current Quarter Score (Grade)
Q1: 88.84 (B+)	Q2: 86.35 (B)	88.84% (B+)
Q3: 88.38 (B+)	Q4: 82.24 (B-)	

# New Foster Homes During Quarter: 1	# Children in Care During Quarter: 19	# Placements During Quarter: 19	# Children in Care On Last Day: 12
--------------------------------------	---------------------------------------	---------------------------------	------------------------------------

Quarterly Provider Comparisons to All CPAs

■■■■■■■■ indicates MalTx Threshold

— indicates average for all CPAs





DHS, DFCS, Office of Provider Management
Performance-Based Placement Measures
RBWO Provider GA+SCORECARD - CPA



Report Quarter: Q1 FY2016

Provider/Program Name: Morningstar Children and Family Services - Foster Care Services - Brunswick (765) - CPA

3596 Darien Highway, Suite 3, Brunswick, GA 31525		Quarterly Scores (Grades)		Current Quarter Score (Grade)
Phone: 912-267-3700		Q1: 88.84 (B+)	Q2: 86.35 (B)	88.84%
Vendor ID# 53071		Q3: 88.38 (B+)	Q4: 82.24 (B-)	(B+)
# New Foster Homes During Quarter: 1		# Children in Care During Quarter: 19	# Placements During Quarter: 19	# Children in Care On Last Day: 12
	Avg Performance All CPAs (%)	Provider Performance (%)*	Possible Points (Weight)	Provider Points Earned
OPM Monitoring Reviews				
Annual Comprehensive Reviews	89%	81%	25	20.33
Safety Reviews	96%	99%	10	9.94
Foster Home Evaluation Qualitative Reviews	93%	97%	10	9.70
Monitoring Sub-Total			45	39.97
CPA Safety Outcomes				
Incidence of Maltreatment	0.12%	No Substantiated Reports	10	10.00
Staff Training	76%	100%	4	4.00
Safety Sub-Total			14	14.00
CPA Permanency Outcomes				
Placement Stability	92%	100%	10	10.00
Sibling Contacts	8%	0%	5	0.00
Permanency Sub-Total			15	10.00
CPA Well-Being Outcomes				
EPSDT Medical Visits	84%	94%	4	3.76
EPSDT Dental Visits	83%	100%	4	4.00
Academic Supports	80%	0%	4	0.00
Provider ECEM Visits	91%	100%	7	7.00
Provider General Contacts	88%	35%	7	2.45
Well-Being Sub-Total			26	17.21

*Performance calculation descriptions can be found in the FY 2016 RBWO PBP Measurements and Standards Guide.

Monitoring & Outcomes: Possible Points = 100		Points Earned: 81.18	
Score Before Incentives Credit			81.18%
Incentives Awarded			7.66 pts
PBP Verification			N/A pts
Total Score			88.84%



DHS, DFCS, Office of Provider Management
Performance-Based Placement Measures
RBWO Provider GA+SCORECARD - CPA



Report Quarter: Q1 FY2016

Provider/Program Name: Morningstar Children and Family Services - Foster Care Services - Brunswick (765) - CPA

# New Foster Homes During Quarter: 1		# Children in Care During Quarter: 19	# Placements During Quarter: 19	# Children in Care On Last Day: 12
CPA Incentive Credits	Avg Performance All CPAs (%)	Provider Performance (%)*	Possible Points (Weight)	Provider Points Earned
Early EPSDT Medical Visits		83%	2	1.66
Early EPSDT Dental Visits		100%	2	2.00
Permanency Contacts		0%	5	0.00
Additional Academic Supports		0%	2	0.00
Foster Hm Retention Rate (threshold = 90)		100%	2	2.00
Foster Hm Recruitment (threshold = 100)		200%	2	2.00
Active Agency Accreditation		0%	4	0.00
Staff Clinical Licensure		0%	5	0.00
Incentives Total	5.65		24	7.66
Maximum total combined incentive credit allowed is 10 points.			Incentives Awarded	7.66

*Performance calculation descriptions can be found in the FY 2016 RBWO PBP Measurements and Standards Guide.

Child Protective Services Investigations and Dispositions

The following investigations data, which is not used for scoring but is considered significant to a provider's performance, is from Georgia SHINES and is not considered final or complete until the end of the fiscal year.

Total Reports:	1
Number Screened In:	0
Number Screened Out:	1
Number Substantiated:	0
Number Unsubstantiated:	0
Number Active CPS Investigations:	0



DHS, DFCS, Office of Provider Management
Performance-Based Placement Measures
RBWO Provider GA+SCORECARD - CPA



Report Quarter: Q1 FY2016

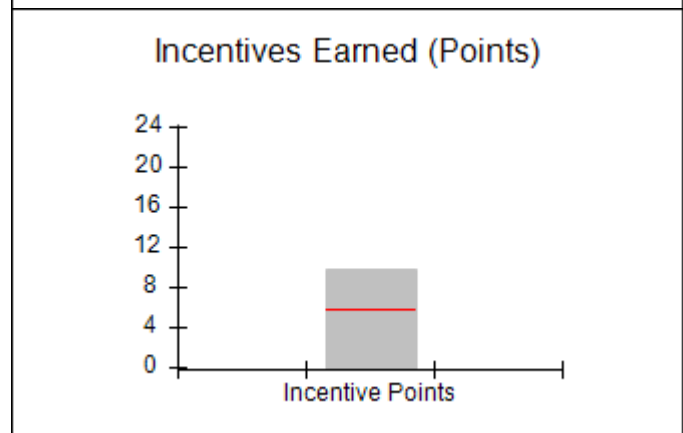
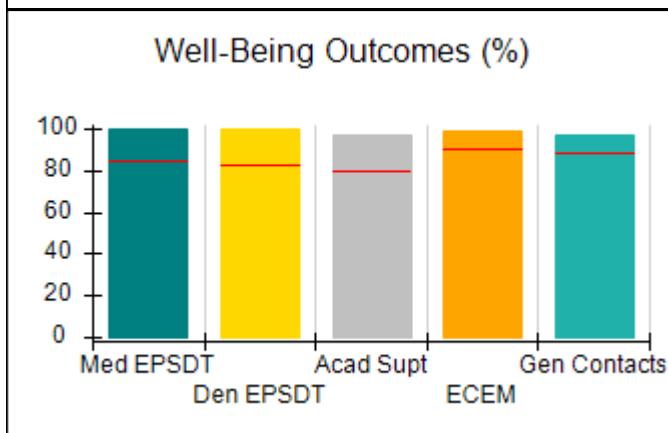
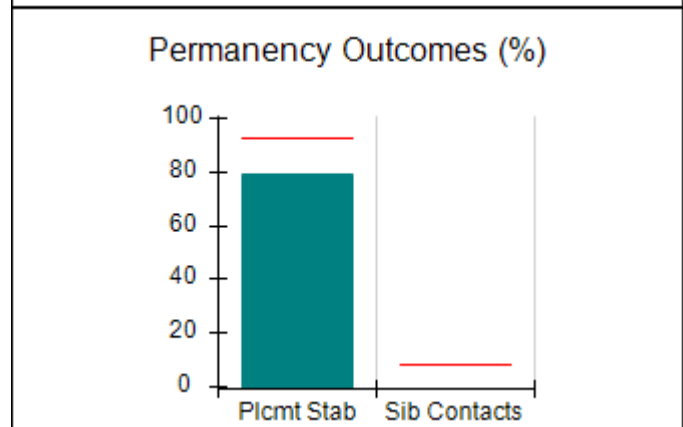
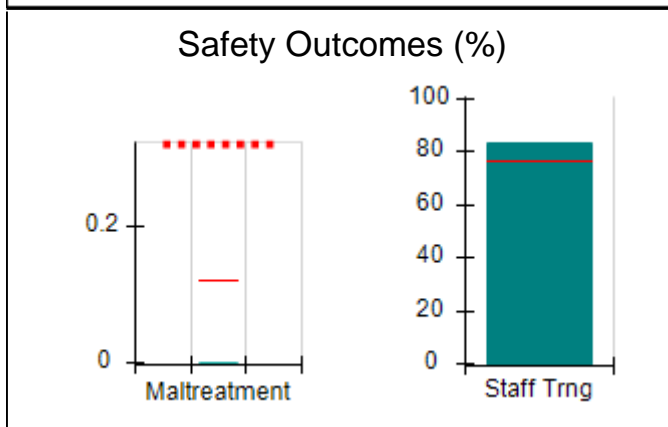
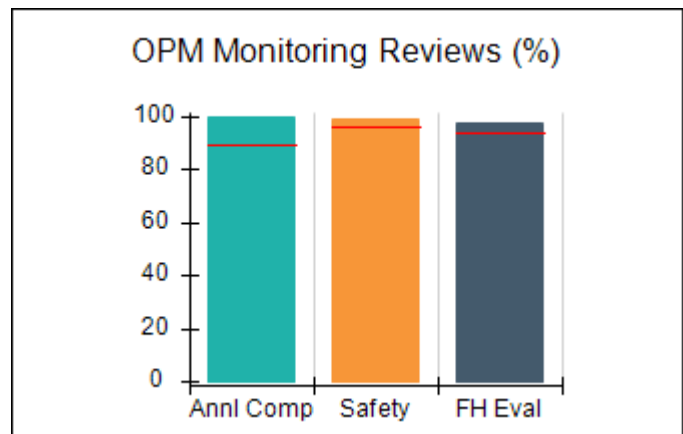
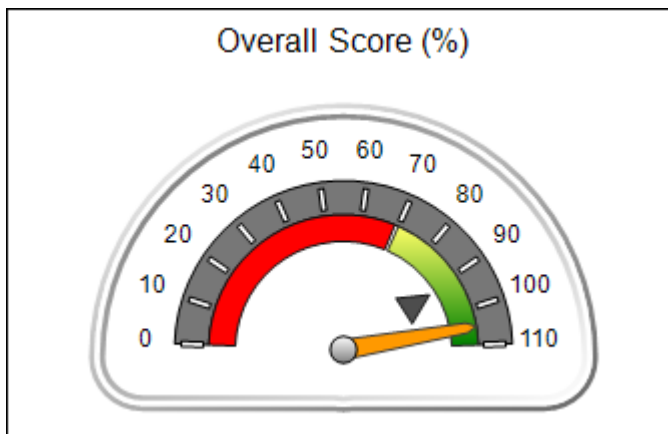
Provider/Program Name: Murphy-Harpst Children's Centers - Murphy-Harpst CPA (769) - CPA

740 Fletcher St., Cedartown, GA 30125 Phone: 770-748-1500 Vendor ID# 35485	Quarterly Scores (Grades)		Current Quarter Score (Grade)
	Q1: 105.03 (A+)	Q2: 104.37 (A+)	105.03% (A+)
	Q3: 83.61 (B-)	Q4: 98.00 (A+)	
# New Foster Homes During Quarter: 0	# Children in Care During Quarter: 43	# Placements During Quarter: 54	# Children in Care On Last Day: 34

Quarterly Provider Comparisons to All CPAs

■■■■■■■■ indicates MalTx Threshold

— indicates average for all CPAs





DHS, DFCS, Office of Provider Management
Performance-Based Placement Measures
RBWO Provider GA+SCORECARD - CPA



Report Quarter: Q1 FY2016

Provider/Program Name: Murphy-Harpst Children's Centers - Murphy-Harpst CPA (769) - CPA

740 Fletcher St., Cedartown, GA 30125 Phone: 770-748-1500 Vendor ID# 35485	Quarterly Scores (Grades)		Current Quarter Score (Grade)
	Q1: 105.03 (A+)	Q2: 104.37 (A+)	105.03%
	Q3: 83.61 (B-)	Q4: 98.00 (A+)	(A+)

# New Foster Homes During Quarter: 0	# Children in Care During Quarter: 43	# Placements During Quarter: 54	# Children in Care On Last Day: 34
--------------------------------------	---------------------------------------	---------------------------------	------------------------------------

	Avg Performance All CPAs (%)	Provider Performance (%)*	Possible Points (Weight)	Provider Points Earned
--	-------------------------------------	----------------------------------	---------------------------------	-------------------------------

OPM Monitoring Reviews

Annual Comprehensive Reviews	89%	99%	25	24.85
Safety Reviews	96%	99%	10	9.86
Foster Home Evaluation Qualitative Reviews	93%	97%	10	9.72
Monitoring Sub-Total			45	44.43

CPA Safety Outcomes

Incidence of Maltreatment	0.12%	No Substantiated Reports	10	10.00
Staff Training	76%	83%	4	3.32
Safety Sub-Total			14	13.32

CPA Permanency Outcomes

Placement Stability	92%	79%	15	11.85
Sibling Contacts	8%	None Planned		
Permanency Sub-Total			15	11.85

CPA Well-Being Outcomes

EPSDT Medical Visits	84%	100%	4	4.00
EPSDT Dental Visits	83%	100%	4	4.00
Academic Supports	80%	97%	4	3.88
Provider ECEM Visits	91%	99%	7	6.93
Provider General Contacts	88%	97%	7	6.79
Well-Being Sub-Total			26	25.60

*Performance calculation descriptions can be found in the FY 2016 RBWO PBP Measurements and Standards Guide.

Monitoring & Outcomes: Possible Points = 100		Points Earned: 95.20	
Score Before Incentives Credit			95.20%
Incentives Awarded			9.83 pts
PBP Verification			N/A pts
Total Score			105.03%



DHS, DFCS, Office of Provider Management
Performance-Based Placement Measures
RBWO Provider GA+SCORECARD - CPA



Report Quarter: Q1 FY2016

Provider/Program Name: Murphy-Harpst Children's Centers - Murphy-Harpst CPA (769) - CPA

# New Foster Homes During Quarter: 0		# Children in Care During Quarter: 43	# Placements During Quarter: 54	# Children in Care On Last Day: 34
CPA Incentive Credits	Avg Performance All CPAs (%)	Provider Performance (%)*	Possible Points (Weight)	Provider Points Earned
Early EPSDT Medical Visits		80%	2	1.60
Early EPSDT Dental Visits		100%	2	2.00
Permanency Contacts		29%	5	1.45
Additional Academic Supports		39%	2	0.78
Foster Hm Retention Rate (threshold = 90)		91%	2	2.00
Foster Hm Recruitment (threshold = 100)		0%	2	0.00
Active Agency Accreditation		50%	4	2.00
Staff Clinical Licensure		0%	5	0.00
Incentives Total	5.65		24	9.83
Maximum total combined incentive credit allowed is 10 points.			Incentives Awarded	9.83

*Performance calculation descriptions can be found in the FY 2016 RBWO PBP Measurements and Standards Guide.

Child Protective Services Investigations and Dispositions

The following investigations data, which is not used for scoring but is considered significant to a provider's performance, is from Georgia SHINES and is not considered final or complete until the end of the fiscal year.

Total Reports:	2
Number Screened In:	1
Number Screened Out:	1
Number Substantiated:	0
Number Unsubstantiated:	1
Number Active CPS Investigations:	0



DHS, DFCS, Office of Provider Management
Performance-Based Placement Measures
RBWO Provider GA+SCORECARD - CPA



Report Quarter: Q1 FY2016

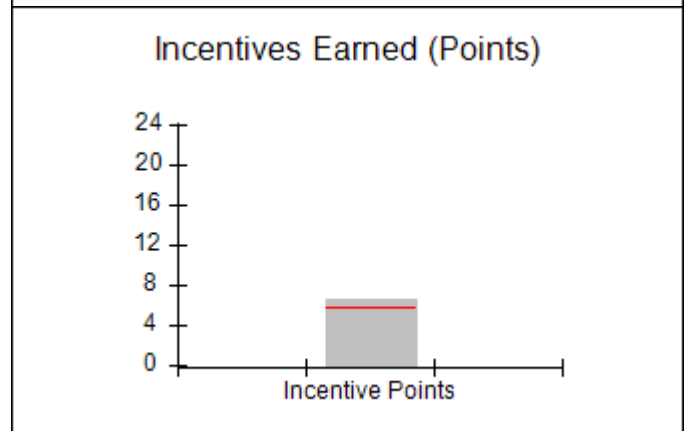
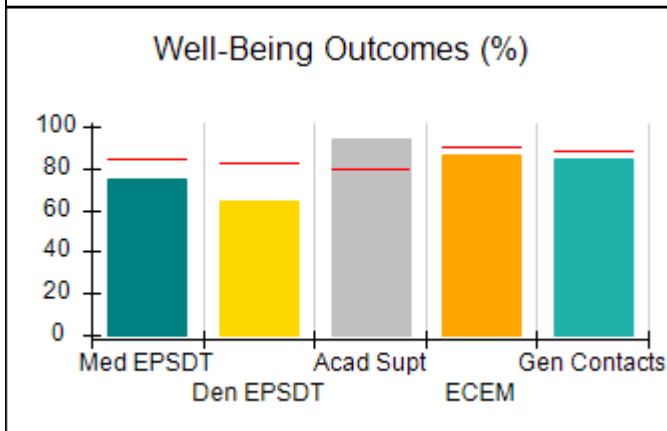
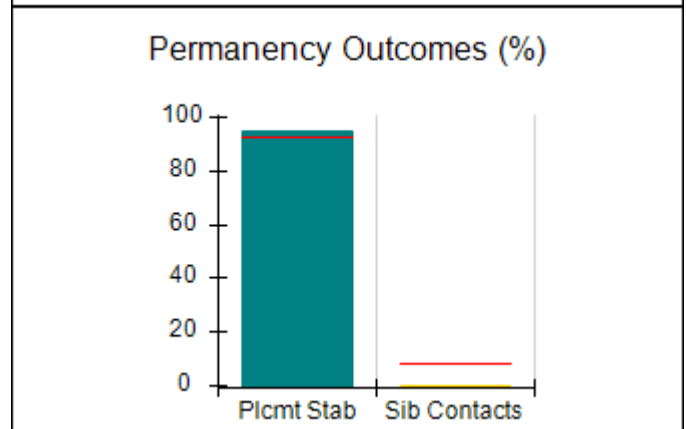
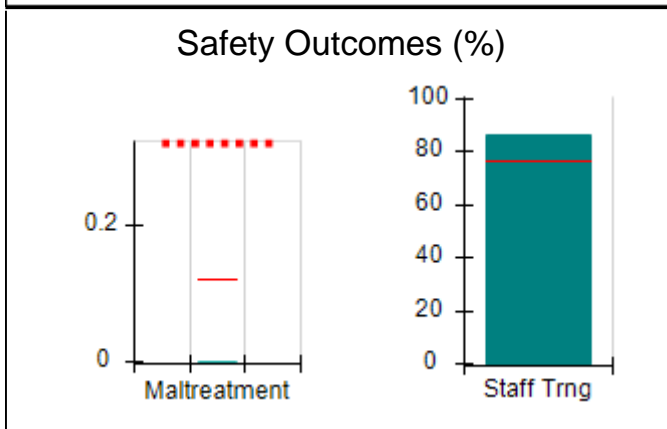
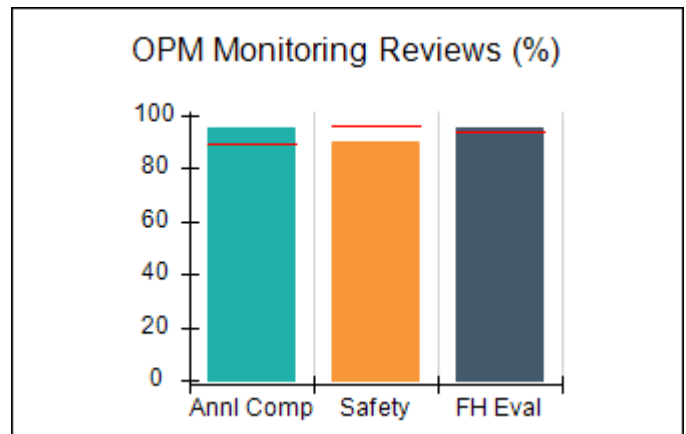
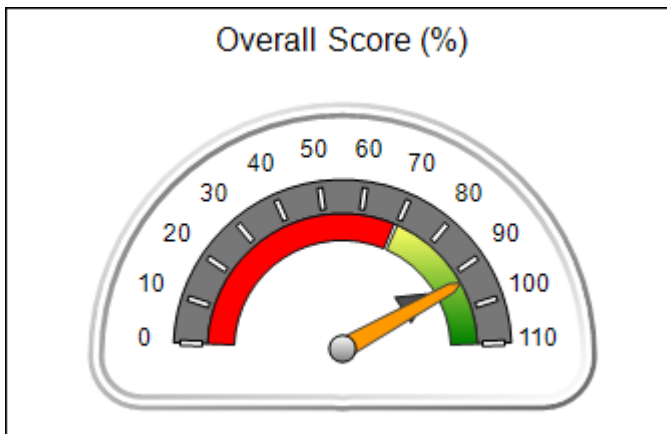
Provider/Program Name: National Youth Advocate Program - Augusta (683) - CPA

231 Fury's Ferry Rd., Augusta, GA 30901 Phone: 706-724-4387 Vendor ID# 35387	Quarterly Scores (Grades)		Current Quarter Score (Grade)
	Q1: 93.10 (A-)	Q2: 88.89 (B+)	93.10% (A-)
	Q3: 94.53 (A)	Q4: 94.16 (A)	
# New Foster Homes During Quarter: 3	# Children in Care During Quarter: 95	# Placements During Quarter: 99	# Children in Care On Last Day: 72

Quarterly Provider Comparisons to All CPAs

■■■■■■■■ indicates MalTx Threshold

— indicates average for all CPAs





DHS, DFCS, Office of Provider Management
Performance-Based Placement Measures
RBWO Provider GA+SCORECARD - CPA
 Report Quarter: Q1 FY2016



Provider/Program Name: National Youth Advocate Program - Augusta (683) - CPA

231 Fury's Ferry Rd., Augusta, GA 30901 Phone: 706-724-4387 Vendor ID# 35387		Quarterly Scores (Grades)		Current Quarter Score (Grade)
		Q1: 93.10 (A-)	Q2: 88.89 (B+)	93.10% (A-)
		Q3: 94.53 (A)	Q4: 94.16 (A)	
# New Foster Homes During Quarter: 3		# Children in Care During Quarter: 95	# Placements During Quarter: 99	# Children in Care On Last Day: 72
	Avg Performance All CPAs (%)	Provider Performance (%)*	Possible Points (Weight)	Provider Points Earned
OPM Monitoring Reviews				
Annual Comprehensive Reviews	89%	95%	25	23.83
Safety Reviews	96%	90%	10	8.96
Foster Home Evaluation Qualitative Reviews	93%	95%	10	9.50
Monitoring Sub-Total			45	42.29
CPA Safety Outcomes				
Incidence of Maltreatment	0.12%	No Substantiated Reports	10	10.00
Staff Training	76%	86%	4	3.44
Safety Sub-Total			14	13.44
CPA Permanency Outcomes				
Placement Stability	92%	95%	10	9.50
Sibling Contacts	8%	0%	5	0.00
Permanency Sub-Total			15	9.50
CPA Well-Being Outcomes				
EPSDT Medical Visits	84%	75%	4	3.00
EPSDT Dental Visits	83%	64%	4	2.56
Academic Supports	80%	94%	4	3.76
Provider ECEM Visits	91%	86%	7	6.02
Provider General Contacts	88%	84%	7	5.88
Well-Being Sub-Total			26	21.22

*Performance calculation descriptions can be found in the FY 2016 RBWO PBP Measurements and Standards Guide.

Monitoring & Outcomes: Possible Points = 100		Points Earned: 86.45	
Score Before Incentives Credit			86.45%
Incentives Awarded			6.65 pts
PBP Verification			N/A pts
Total Score			93.10%



DHS, DFCS, Office of Provider Management
Performance-Based Placement Measures
RBWO Provider GA+SCORECARD - CPA



Report Quarter: Q1 FY2016

Provider/Program Name: National Youth Advocate Program - Augusta (683) - CPA

# New Foster Homes During Quarter: 3		# Children in Care During Quarter: 95	# Placements During Quarter: 99	# Children in Care On Last Day: 72
CPA Incentive Credits	Avg Performance All CPAs (%)	Provider Performance (%)*	Possible Points (Weight)	Provider Points Earned
Early EPSDT Medical Visits		28%	2	0.56
Early EPSDT Dental Visits		38%	2	0.76
Permanency Contacts		17%	5	0.85
Additional Academic Supports		24%	2	0.48
Foster Hm Retention Rate (threshold = 90)		93%	2	2.00
Foster Hm Recruitment (threshold = 100)		25%	2	0.00
Active Agency Accreditation		50%	4	2.00
Staff Clinical Licensure		0%	5	0.00
Incentives Total	5.65		24	6.65
Maximum total combined incentive credit allowed is 10 points.			Incentives Awarded	6.65

*Performance calculation descriptions can be found in the FY 2016 RBWO PBP Measurements and Standards Guide.

Child Protective Services Investigations and Dispositions

The following investigations data, which is not used for scoring but is considered significant to a provider's performance, is from Georgia SHINES and is not considered final or complete until the end of the fiscal year.

Total Reports:	3
Number Screened In:	1
Number Screened Out:	2
Number Substantiated:	0
Number Unsubstantiated:	0
Number Active CPS Investigations:	1



DHS, DFCS, Office of Provider Management
Performance-Based Placement Measures
RBWO Provider GA+SCORECARD - CPA



Report Quarter: Q1 FY2016

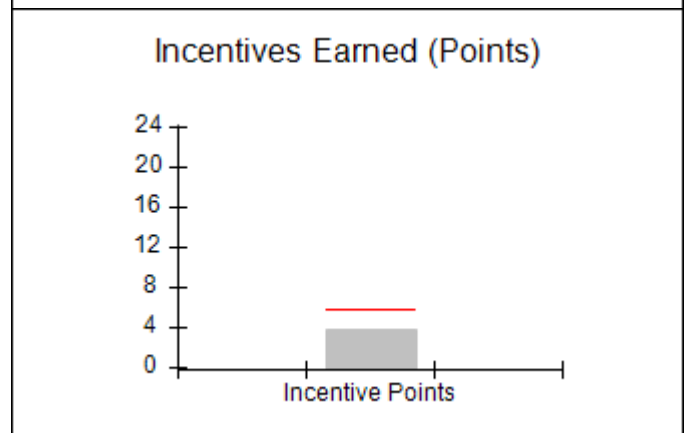
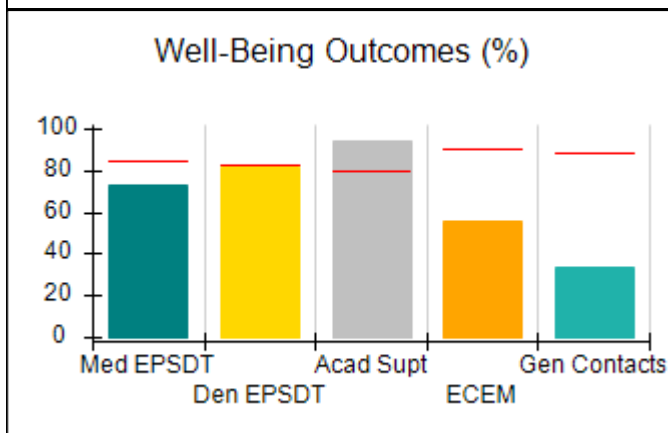
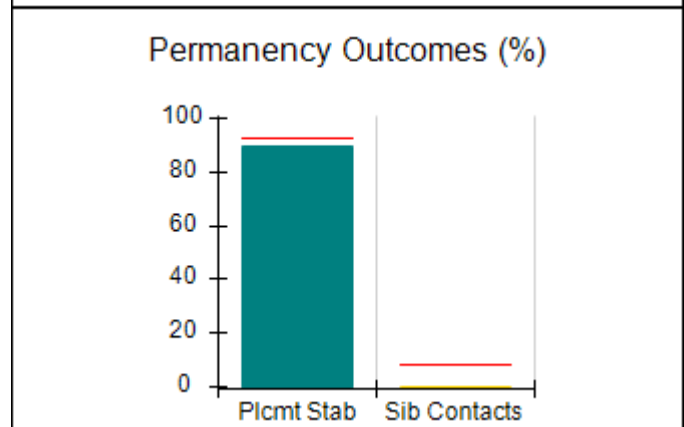
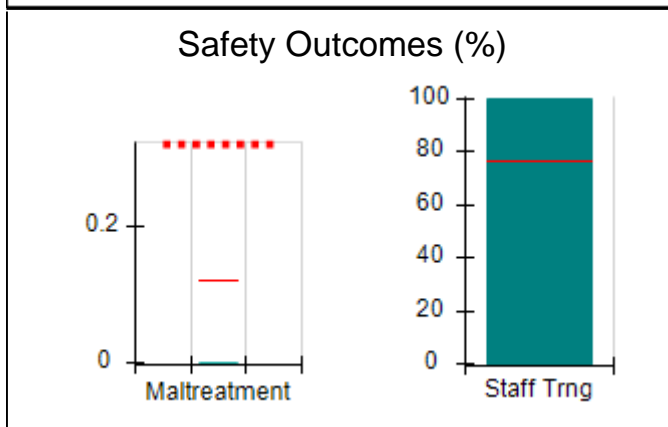
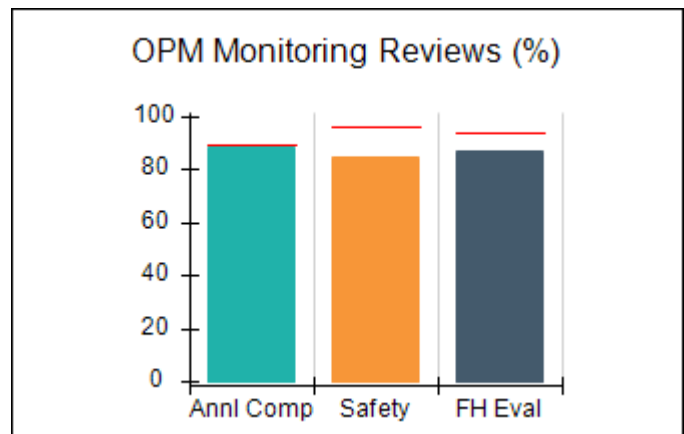
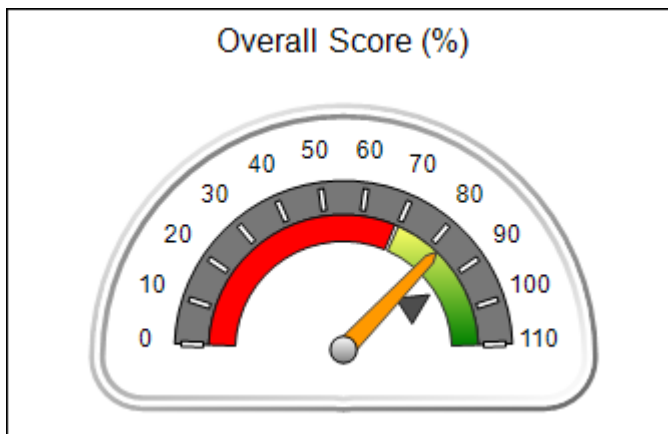
Provider/Program Name: National Youth Advocate Program - East Point/Decatur (4389) - CPA

315 W. Ponce de Leon Ave., Decatur, GA 30030 Phone: (404) 761-7997 Vendor ID# 84761	Quarterly Scores (Grades)		Current Quarter Score (Grade)
	Q1: 82.27 (B-)	Q2: 80.87 (B-)	82.27% (B-)
	Q3: 78.07 (C+)	Q4: 88.22 (B+)	
# New Foster Homes During Quarter: 4	# Children in Care During Quarter: 68	# Placements During Quarter: 69	# Children in Care On Last Day: 47

Quarterly Provider Comparisons to All CPAs

■■■■■■■■ indicates MalTx Threshold

— indicates average for all CPAs





DHS, DFCS, Office of Provider Management
Performance-Based Placement Measures
RBWO Provider GA+SCORECARD - CPA



Report Quarter: Q1 FY2016

Provider/Program Name: National Youth Advocate Program - East Point/Decatur (4389) - CPA

315 W. Ponce de Leon Ave., Decatur, GA 30030 Phone: (404) 761-7997 Vendor ID# 84761	Quarterly Scores (Grades)		Current Quarter Score (Grade)
	Q1: 82.27 (B-)	Q2: 80.87 (B-)	82.27%
	Q3: 78.07 (C+)	Q4: 88.22 (B+)	(B-)

# New Foster Homes During Quarter: 4	# Children in Care During Quarter: 68	# Placements During Quarter: 69	# Children in Care On Last Day: 47
--------------------------------------	---------------------------------------	---------------------------------	------------------------------------

	Avg Performance All CPAs (%)	Provider Performance (%)*	Possible Points (Weight)	Provider Points Earned
--	-------------------------------------	----------------------------------	---------------------------------	-------------------------------

OPM Monitoring Reviews

Annual Comprehensive Reviews	89%	89%	25	22.17
Safety Reviews	96%	84%	10	8.44
Foster Home Evaluation Qualitative Reviews	93%	87%	10	8.72
Monitoring Sub-Total			45	39.33

CPA Safety Outcomes

Incidence of Maltreatment	0.12%	No Substantiated Reports	10	10.00
Staff Training	76%	100%	4	4.00
Safety Sub-Total			14	14.00

CPA Permanency Outcomes

Placement Stability	92%	90%	10	9.00
Sibling Contacts	8%	0%	5	0.00
Permanency Sub-Total			15	9.00

CPA Well-Being Outcomes

EPSDT Medical Visits	84%	73%	4	2.92
EPSDT Dental Visits	83%	82%	4	3.28
Academic Supports	80%	94%	4	3.76
Provider ECEM Visits	91%	56%	7	3.92
Provider General Contacts	88%	34%	7	2.38
Well-Being Sub-Total			26	16.26

*Performance calculation descriptions can be found in the FY 2016 RBWO PBP Measurements and Standards Guide.

Monitoring & Outcomes: Possible Points = 100		Points Earned: 78.59	
Score Before Incentives Credit			78.59%
Incentives Awarded			3.68 pts
PBP Verification			N/A pts
Total Score			82.27%



DHS, DFCS, Office of Provider Management
Performance-Based Placement Measures
RBWO Provider GA+SCORECARD - CPA



Report Quarter: Q1 FY2016

Provider/Program Name: National Youth Advocate Program - East Point/Decatur (4389) - CPA

# New Foster Homes During Quarter: 4		# Children in Care During Quarter: 68	# Placements During Quarter: 69	# Children in Care On Last Day: 47
CPA Incentive Credits	Avg Performance All CPAs (%)	Provider Performance (%)*	Possible Points (Weight)	Provider Points Earned
Early EPSDT Medical Visits		30%	2	0.60
Early EPSDT Dental Visits		47%	2	0.94
Permanency Contacts		0%	5	0.00
Additional Academic Supports		7%	2	0.14
Foster Hm Retention Rate (threshold = 90)		87%	2	0.00
Foster Hm Recruitment (threshold = 100)		75%	2	0.00
Active Agency Accreditation		50%	4	2.00
Staff Clinical Licensure		0%	5	0.00
Incentives Total	5.65		24	3.68
Maximum total combined incentive credit allowed is 10 points.			Incentives Awarded	3.68

*Performance calculation descriptions can be found in the FY 2016 RBWO PBP Measurements and Standards Guide.

Child Protective Services Investigations and Dispositions

The following investigations data, which is not used for scoring but is considered significant to a provider's performance, is from Georgia SHINES and is not considered final or complete until the end of the fiscal year.

Total Reports:	1
Number Screened In:	0
Number Screened Out:	1
Number Substantiated:	0
Number Unsubstantiated:	0
Number Active CPS Investigations:	0



DHS, DFCS, Office of Provider Management
Performance-Based Placement Measures
RBWO Provider GA+SCORECARD - CPA



Report Quarter: Q1 FY2016

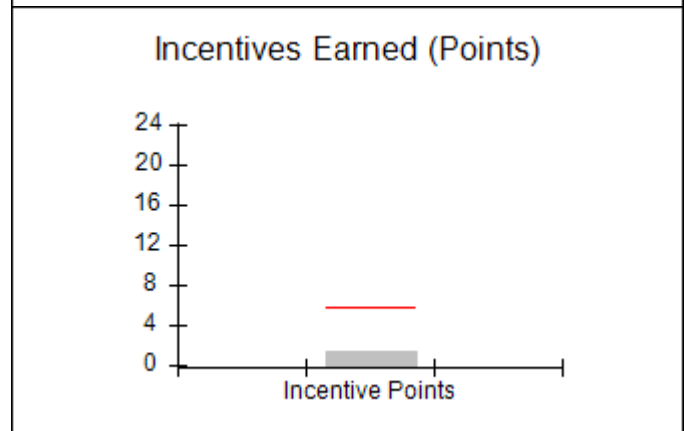
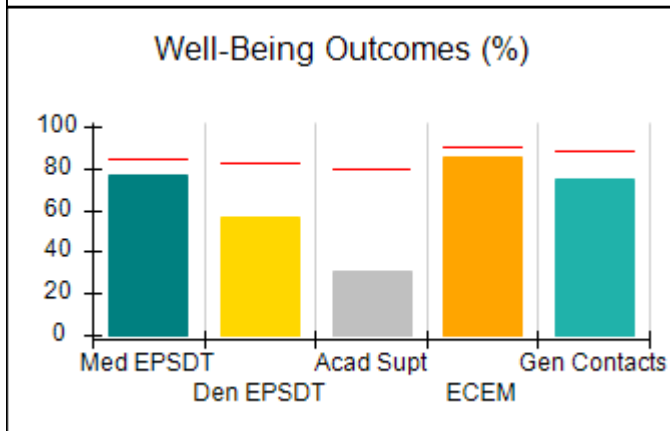
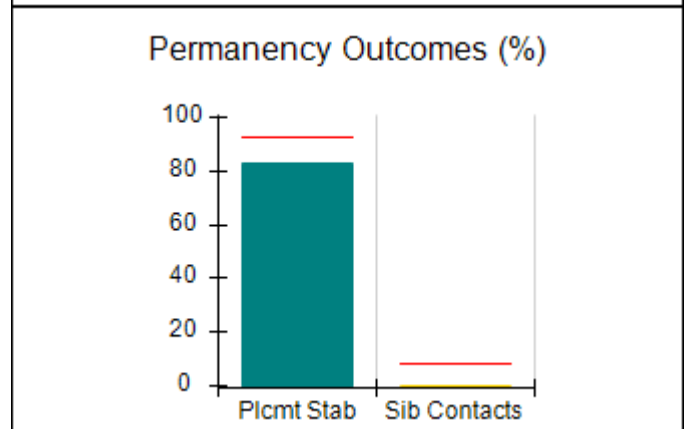
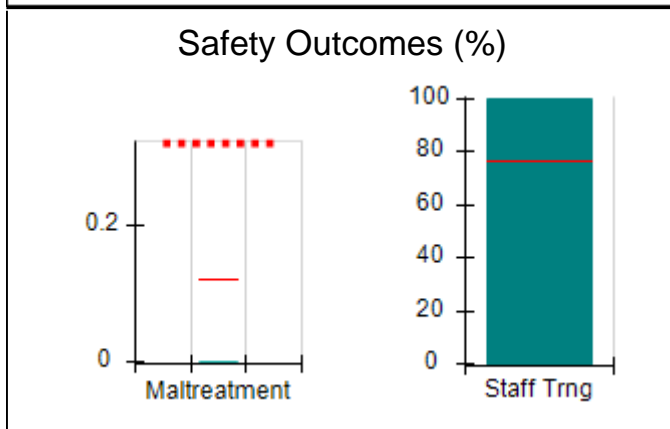
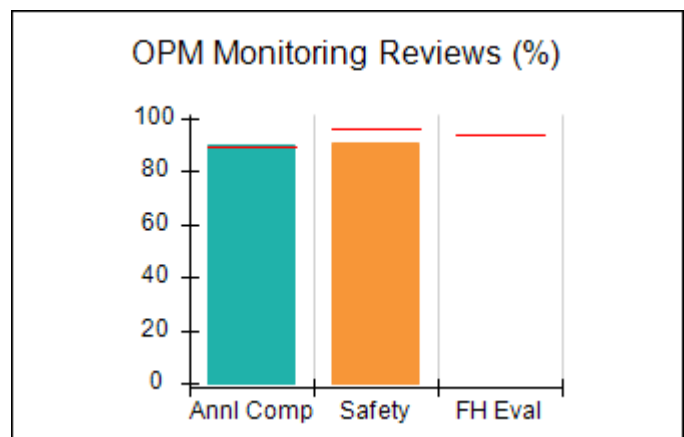
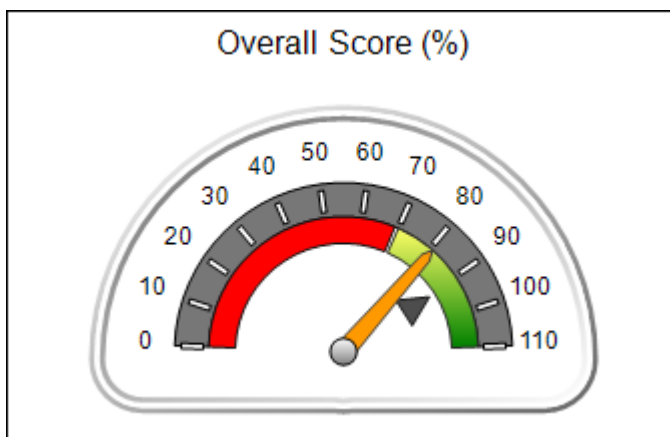
Provider/Program Name: National Youth Placement Corp, Inc. - (5141) - CPA

1115 Mount Zion Road, Morrow, GA 30260 Phone: 678-422-6064 Vendor ID# 114767	Quarterly Scores (Grades)		Current Quarter Score (Grade)
	Q1: 80.78 (B-)	Q2: 83.71 (B-)	80.78% (B-)
	Q3: 92.39 (A-)	Q4: 90.91 (A-)	
# New Foster Homes During Quarter: 1	# Children in Care During Quarter: 35	# Placements During Quarter: 39	# Children in Care On Last Day: 20

Quarterly Provider Comparisons to All CPAs

■■■■■■■■ indicates MaITx Threshold

— indicates average for all CPAs





DHS, DFCS, Office of Provider Management
Performance-Based Placement Measures
RBWO Provider GA+SCORECARD - CPA
 Report Quarter: Q1 FY2016



Provider/Program Name: National Youth Placement Corp, Inc. - (5141) - CPA

1115 Mount Zion Road, Morrow, GA 30260 Phone: 678-422-6064 Vendor ID# 114767		Quarterly Scores (Grades)		Current Quarter Score (Grade)
		Q1: 80.78 (B-)	Q2: 83.71 (B-)	80.78%
		Q3: 92.39 (A-)	Q4: 90.91 (A-)	(B-)
# New Foster Homes During Quarter: 1		# Children in Care During Quarter: 35	# Placements During Quarter: 39	# Children in Care On Last Day: 20
	Avg Performance All CPAs (%)	Provider Performance (%)*	Possible Points (Weight)	Provider Points Earned
OPM Monitoring Reviews				
Annual Comprehensive Reviews	89%	90%	25	22.42
Safety Reviews	96%	91%	10	9.06
Foster Home Evaluation Qualitative Reviews	93%	Not Yet Conducted		
Monitoring Sub-Total			35	31.47
CPA Safety Outcomes				
Incidence of Maltreatment	0.12%	No Substantiated Reports	10	10.00
Staff Training	76%	100%	4	4.00
Safety Sub-Total			14	14.00
CPA Permanency Outcomes				
Placement Stability	92%	83%	10	8.30
Sibling Contacts	8%	0%	5	0.00
Permanency Sub-Total			15	8.30
CPA Well-Being Outcomes				
EPSDT Medical Visits	84%	77%	4	3.08
EPSDT Dental Visits	83%	57%	4	2.28
Academic Supports	80%	31%	4	1.24
Provider ECEM Visits	91%	85%	7	5.95
Provider General Contacts	88%	75%	7	5.25
Well-Being Sub-Total			26	17.80

*Performance calculation descriptions can be found in the FY 2016 RBWO PBP Measurements and Standards Guide.

Monitoring & Outcomes: Possible Points = 90		Points Earned: 71.57	
Score Before Incentives Credit			79.53%
Incentives Awarded			1.25 pts
PBP Verification			N/A pts
Total Score			80.78%



DHS, DFCS, Office of Provider Management
Performance-Based Placement Measures
RBWO Provider GA+SCORECARD - CPA



Report Quarter: Q1 FY2016

Provider/Program Name: National Youth Placement Corp, Inc. - (5141) - CPA

# New Foster Homes During Quarter: 1		# Children in Care During Quarter: 35	# Placements During Quarter: 39	# Children in Care On Last Day: 20
CPA Incentive Credits	Avg Performance All CPAs (%)	Provider Performance (%)*	Possible Points (Weight)	Provider Points Earned
Early EPSDT Medical Visits		0%	2	0.00
Early EPSDT Dental Visits		10%	2	0.20
Permanency Contacts		11%	5	0.55
Additional Academic Supports		0%	2	0.00
Foster Hm Retention Rate (threshold = 90)		75%	2	0.00
Foster Hm Recruitment (threshold = 100)		33%	2	0.00
Active Agency Accreditation		0%	4	0.00
Staff Clinical Licensure		10%	5	0.50
Incentives Total	5.65		24	1.25
Maximum total combined incentive credit allowed is 10 points.			Incentives Awarded	1.25

*Performance calculation descriptions can be found in the FY 2016 RBWO PBP Measurements and Standards Guide.

Child Protective Services Investigations and Dispositions

The following investigations data, which is not used for scoring but is considered significant to a provider's performance, is from Georgia SHINES and is not considered final or complete until the end of the fiscal year.

Total Reports:	2
Number Screened In:	0
Number Screened Out:	2
Number Substantiated:	0
Number Unsubstantiated:	0
Number Active CPS Investigations:	0



DHS, DFCS, Office of Provider Management
Performance-Based Placement Measures
RBWO Provider GA+SCORECARD - CPA



Report Quarter: Q1 FY2016

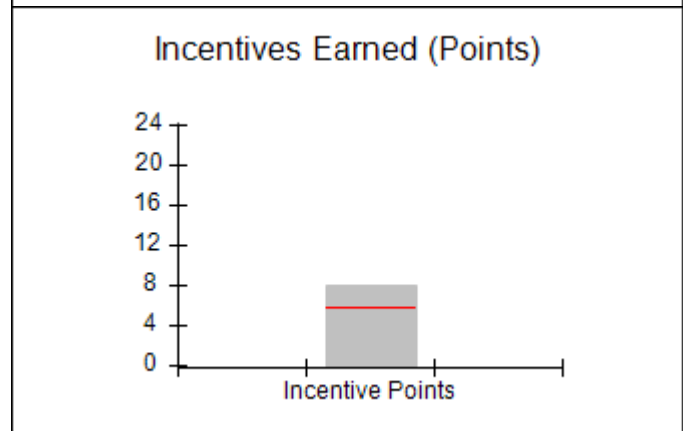
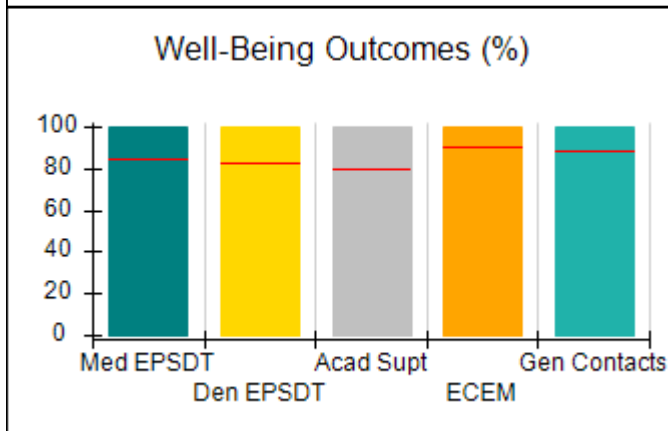
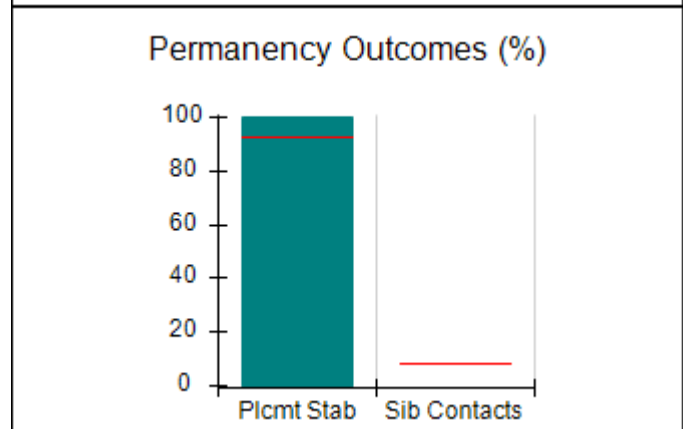
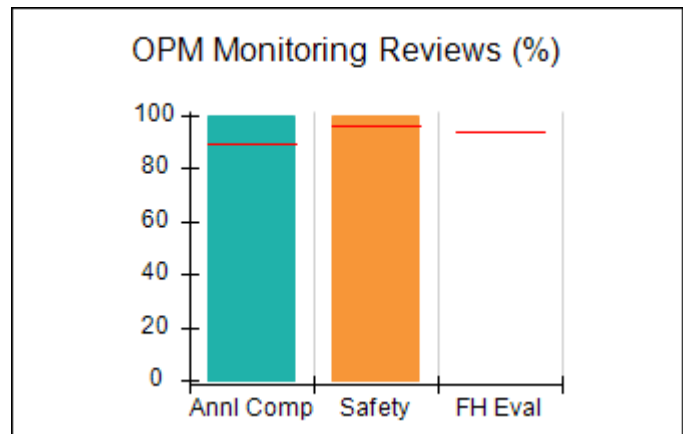
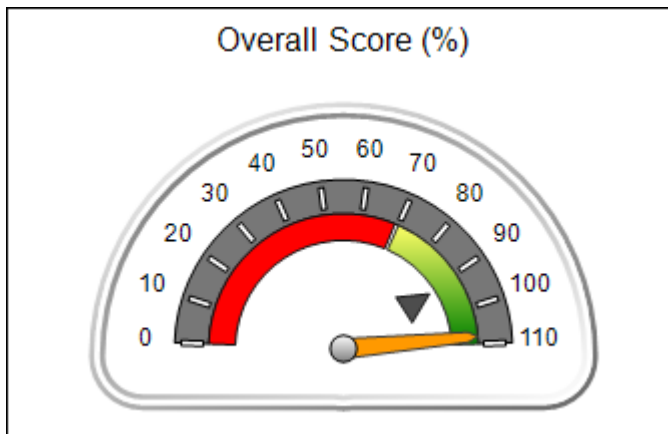
Provider/Program Name: Neighbor to Family - Chatham County (4960) - CPA

801 Green St., Augusta, GA 30901 Phone: 706-396-2180 Vendor ID# 89583	Quarterly Scores (Grades)		Current Quarter Score (Grade)
	Q1: 108.00 (A+)	Q2: 106.87 (A+)	108.00% (A+)
	Q3: 101.06 (A+)	Q4: 108.87 (A+)	
# New Foster Homes During Quarter: 0	# Children in Care During Quarter: 4	# Placements During Quarter: 4	# Children in Care On Last Day: 4

Quarterly Provider Comparisons to All CPAs

■■■■■■■■ indicates MaITx Threshold

— indicates average for all CPAs





DHS, DFCS, Office of Provider Management
Performance-Based Placement Measures
RBWO Provider GA+SCORECARD - CPA
 Report Quarter: Q1 FY2016



Provider/Program Name: Neighbor to Family - Chatham County (4960) - CPA

801 Green St., Augusta, GA 30901 Phone: 706-396-2180 Vendor ID# 89583		Quarterly Scores (Grades)		Current Quarter Score (Grade)
		Q1: 108.00 (A+)	Q2: 106.87 (A+)	108.00% (A+)
		Q3: 101.06 (A+)	Q4: 108.87 (A+)	
# New Foster Homes During Quarter: 0		# Children in Care During Quarter: 4	# Placements During Quarter: 4	# Children in Care On Last Day: 4
	Avg Performance All CPAs (%)	Provider Performance (%)*	Possible Points (Weight)	Provider Points Earned
OPM Monitoring Reviews				
Annual Comprehensive Reviews	89%	100%	25	25.00
Safety Reviews	96%	100%	10	10.00
Foster Home Evaluation Qualitative Reviews	93%	Not Yet Conducted		
Monitoring Sub-Total			35	35.00
CPA Safety Outcomes				
Incidence of Maltreatment	0.12%	No Substantiated Reports	10	10.00
Staff Training	76%	100%	4	4.00
Safety Sub-Total			14	14.00
CPA Permanency Outcomes				
Placement Stability	92%	100%	15	15.00
Sibling Contacts	8%	None Planned		
Permanency Sub-Total			15	15.00
CPA Well-Being Outcomes				
EPSDT Medical Visits	84%	100%	4	4.00
EPSDT Dental Visits	83%	100%	4	4.00
Academic Supports	80%	100%	4	4.00
Provider ECEM Visits	91%	100%	7	7.00
Provider General Contacts	88%	100%	7	7.00
Well-Being Sub-Total			26	26.00

*Performance calculation descriptions can be found in the FY 2016 RBWO PBP Measurements and Standards Guide.

Monitoring & Outcomes: Possible Points = 90		Points Earned: 90.00	
Score Before Incentives Credit			100.00%
Incentives Awarded			8.00 pts
PBP Verification			N/A pts
Total Score			108.00%



DHS, DFCS, Office of Provider Management
Performance-Based Placement Measures
RBWO Provider GA+SCORECARD - CPA



Report Quarter: Q1 FY2016

Provider/Program Name: Neighbor to Family - Chatham County (4960) - CPA

# New Foster Homes During Quarter: 0		# Children in Care During Quarter: 4	# Placements During Quarter: 4	# Children in Care On Last Day: 4
CPA Incentive Credits	Avg Performance All CPAs (%)	Provider Performance (%)*	Possible Points (Weight)	Provider Points Earned
Early EPSDT Medical Visits		Not Eligible	2	
Early EPSDT Dental Visits		100%	2	2.00
Permanency Contacts		0%	5	0.00
Additional Academic Supports		100%	2	2.00
Foster Hm Retention Rate (threshold = 90)		Not Eligible	2	0.00
Foster Hm Recruitment (threshold = 100)		0%	2	0.00
Active Agency Accreditation		100%	4	4.00
Staff Clinical Licensure		0%	5	0.00
Incentives Total	5.65		24	8.00
Maximum total combined incentive credit allowed is 10 points.			Incentives Awarded	8.00

*Performance calculation descriptions can be found in the FY 2016 RBWO PBP Measurements and Standards Guide.

Child Protective Services Investigations and Dispositions

The following investigations data, which is not used for scoring but is considered significant to a provider's performance, is from Georgia SHINES and is not considered final or complete until the end of the fiscal year.

Total Reports:	0
Number Screened In:	0
Number Screened Out:	0
Number Substantiated:	0
Number Unsubstantiated:	0
Number Active CPS Investigations:	0



DHS, DFCS, Office of Provider Management
Performance-Based Placement Measures
RBWO Provider GA+SCORECARD - CPA



Report Quarter: Q1 FY2016

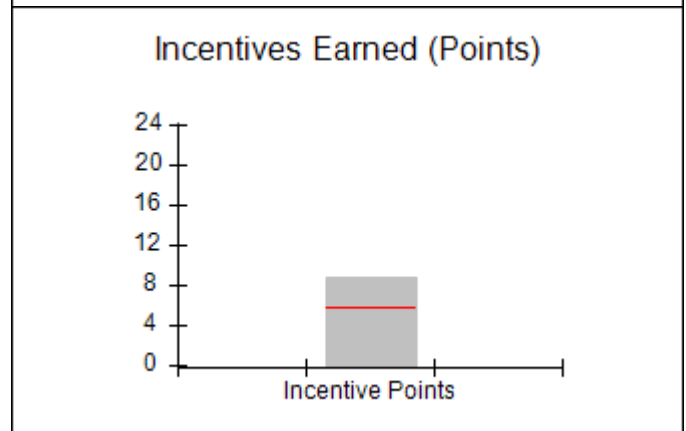
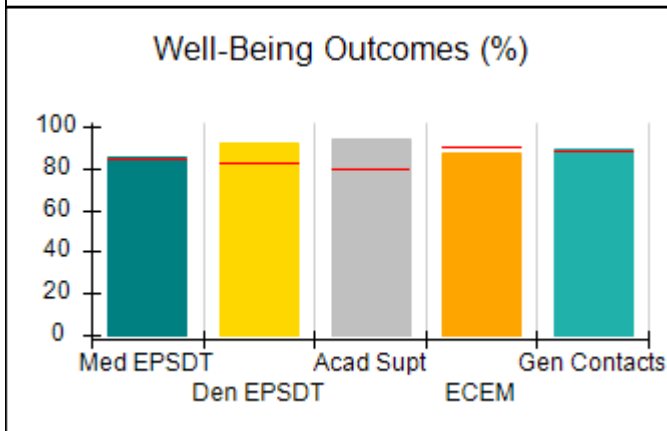
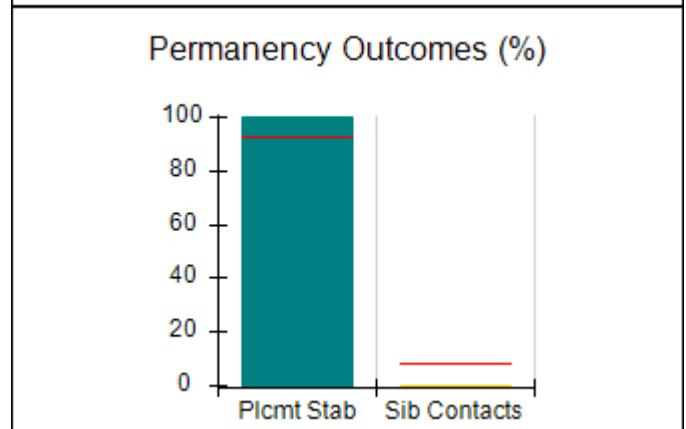
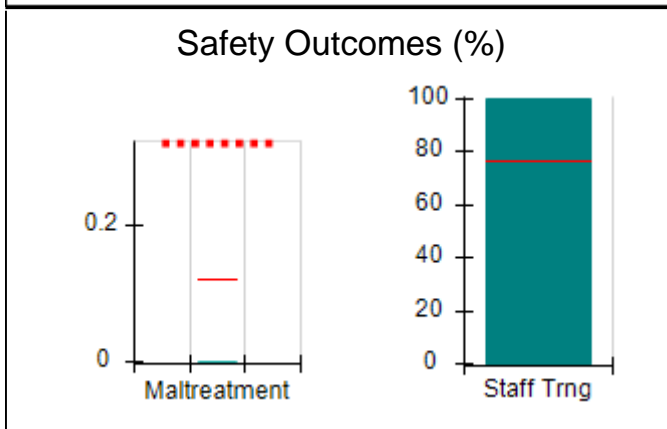
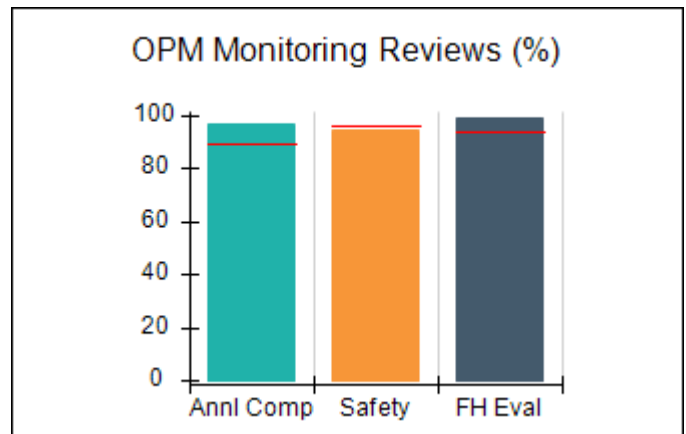
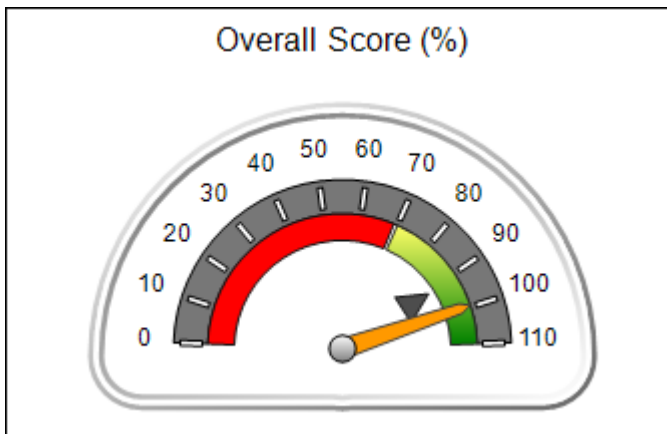
Provider/Program Name: Neighbor to Family - Dekalb County (1031) - CPA

1900 Century Pl., Atlanta, GA 30345 Phone: 404-486-5831 Vendor ID# 35503	Quarterly Scores (Grades)		Current Quarter Score (Grade)
	Q1: 99.56 (A+)	Q2: 99.19 (A+)	99.56% (A+)
	Q3: 90.86 (A-)	Q4: 92.58 (A-)	
# New Foster Homes During Quarter: 3	# Children in Care During Quarter: 67	# Placements During Quarter: 67	# Children in Care On Last Day: 54

Quarterly Provider Comparisons to All CPAs

■■■■■■■■ indicates MalTx Threshold

— indicates average for all CPAs





DHS, DFCS, Office of Provider Management
Performance-Based Placement Measures
RBWO Provider GA+SCORECARD - CPA
 Report Quarter: Q1 FY2016



Provider/Program Name: Neighbor to Family - Dekalb County (1031) - CPA

1900 Century Pl., Atlanta, GA 30345 Phone: 404-486-5831 Vendor ID# 35503		Quarterly Scores (Grades)		Current Quarter Score (Grade)
		Q1: 99.56 (A+)	Q2: 99.19 (A+)	99.56% (A+)
		Q3: 90.86 (A-)	Q4: 92.58 (A-)	
# New Foster Homes During Quarter: 3		# Children in Care During Quarter: 67	# Placements During Quarter: 67	# Children in Care On Last Day: 54
	Avg Performance All CPAs (%)	Provider Performance (%)*	Possible Points (Weight)	Provider Points Earned
OPM Monitoring Reviews				
Annual Comprehensive Reviews	89%	97%	25	24.25
Safety Reviews	96%	95%	10	9.45
Foster Home Evaluation Qualitative Reviews	93%	99%	10	9.85
Monitoring Sub-Total			45	43.55
CPA Safety Outcomes				
Incidence of Maltreatment	0.12%	No Substantiated Reports	10	10.00
Staff Training	76%	100%	4	4.00
Safety Sub-Total			14	14.00
CPA Permanency Outcomes				
Placement Stability	92%	100%	10	10.00
Sibling Contacts	8%	0%	5	0.00
Permanency Sub-Total			15	10.00
CPA Well-Being Outcomes				
EPSDT Medical Visits	84%	85%	4	3.40
EPSDT Dental Visits	83%	92%	4	3.68
Academic Supports	80%	94%	4	3.76
Provider ECEM Visits	91%	87%	7	6.09
Provider General Contacts	88%	89%	7	6.23
Well-Being Sub-Total			26	23.16

*Performance calculation descriptions can be found in the FY 2016 RBWO PBP Measurements and Standards Guide.

Monitoring & Outcomes: Possible Points = 100		Points Earned: 90.71	
Score Before Incentives Credit			90.71%
Incentives Awarded			8.85 pts
PBP Verification			N/A pts
Total Score			99.56%



DHS, DFCS, Office of Provider Management
Performance-Based Placement Measures
RBWO Provider GA+SCORECARD - CPA



Report Quarter: Q1 FY2016

Provider/Program Name: Neighbor to Family - Dekalb County (1031) - CPA

# New Foster Homes During Quarter: 3		# Children in Care During Quarter: 67	# Placements During Quarter: 67	# Children in Care On Last Day: 54
CPA Incentive Credits	Avg Performance All CPAs (%)	Provider Performance (%)*	Possible Points (Weight)	Provider Points Earned
Early EPSDT Medical Visits		62%	2	1.24
Early EPSDT Dental Visits		67%	2	1.34
Permanency Contacts		75%	5	3.75
Additional Academic Supports		1%	2	0.02
Foster Hm Retention Rate (threshold = 90)		87%	2	0.00
Foster Hm Recruitment (threshold = 100)		67%	2	0.00
Active Agency Accreditation		50%	4	2.00
Staff Clinical Licensure		10%	5	0.50
Incentives Total	5.65		24	8.85
Maximum total combined incentive credit allowed is 10 points.			Incentives Awarded	8.85

*Performance calculation descriptions can be found in the FY 2016 RBWO PBP Measurements and Standards Guide.

Child Protective Services Investigations and Dispositions

The following investigations data, which is not used for scoring but is considered significant to a provider's performance, is from Georgia SHINES and is not considered final or complete until the end of the fiscal year.

Total Reports:	3
Number Screened In:	3
Number Screened Out:	0
Number Substantiated:	0
Number Unsubstantiated:	3
Number Active CPS Investigations:	0



DHS, DFCS, Office of Provider Management
Performance-Based Placement Measures
RBWO Provider GA+SCORECARD - CPA



Report Quarter: Q1 FY2016

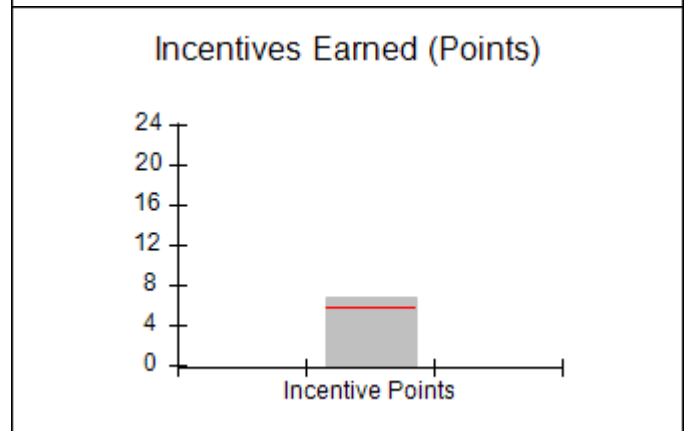
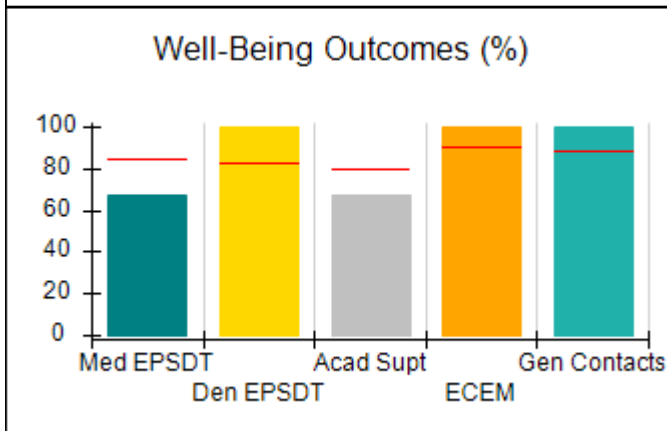
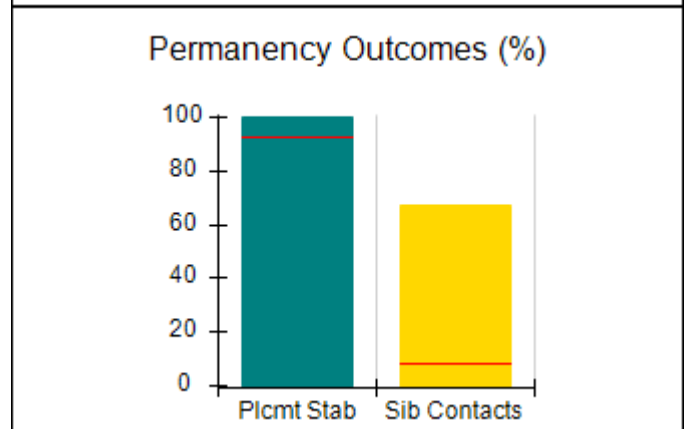
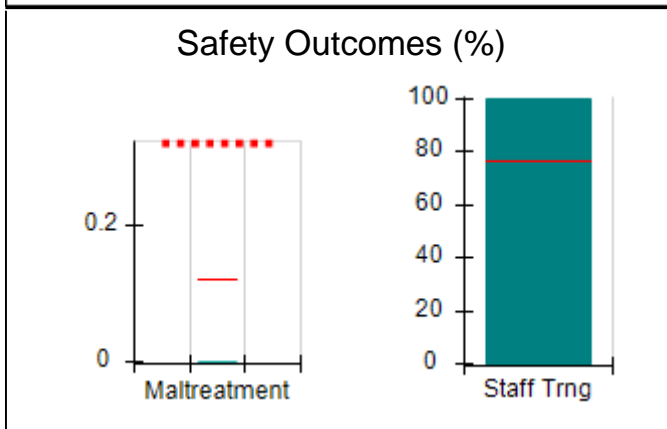
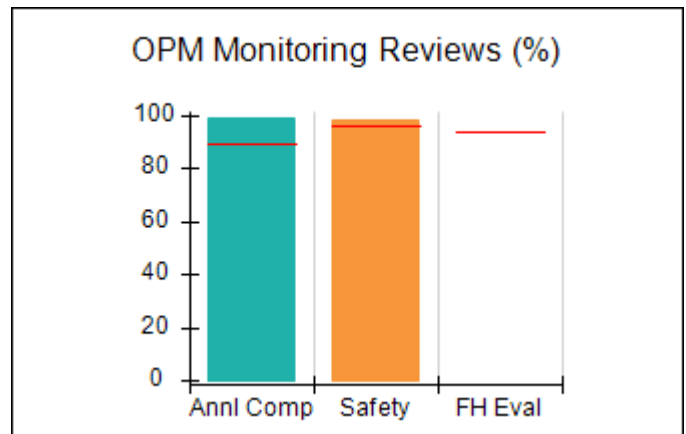
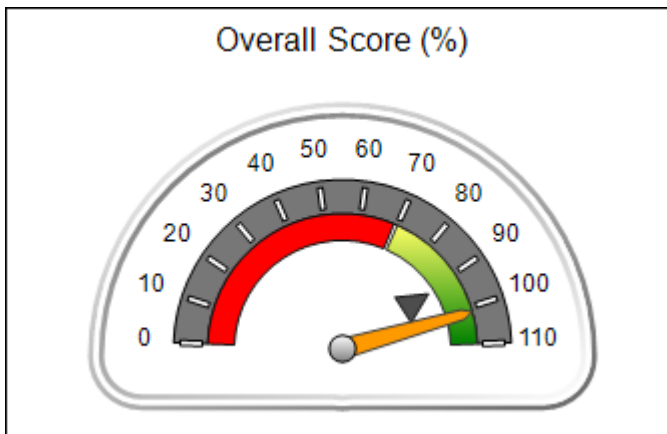
Provider/Program Name: Neighbor to Family - Douglas County (1033) - CPA

2075 W Park Pl., Stone Mountain, GA 30087 Phone: 770-465-5170 Vendor ID# 35502	Quarterly Scores (Grades)		Current Quarter Score (Grade)
	Q1: 101.39 (A+)	Q2: 97.40 (A+)	101.39% (A+)
	Q3: 96.82 (A)	Q4: 98.88 (A+)	
# New Foster Homes During Quarter: 0	# Children in Care During Quarter: 6	# Placements During Quarter: 6	# Children in Care On Last Day: 6

Quarterly Provider Comparisons to All CPAs

■■■■■■■■ indicates MalTx Threshold

— indicates average for all CPAs





DHS, DFCS, Office of Provider Management
Performance-Based Placement Measures
RBWO Provider GA+SCORECARD - CPA



Report Quarter: Q1 FY2016

Provider/Program Name: Neighbor to Family - Douglas County (1033) - CPA

2075 W Park Pl., Stone Mountain, GA 30087 Phone: 770-465-5170 Vendor ID# 35502		Quarterly Scores (Grades)		Current Quarter Score (Grade)
		Q1: 101.39 (A+)	Q2: 97.40 (A+)	101.39% (A+)
		Q3: 96.82 (A)	Q4: 98.88 (A+)	
# New Foster Homes During Quarter: 0		# Children in Care During Quarter: 6	# Placements During Quarter: 6	# Children in Care On Last Day: 6
	Avg Performance All CPAs (%)	Provider Performance (%)*	Possible Points (Weight)	Provider Points Earned
OPM Monitoring Reviews				
Annual Comprehensive Reviews	89%	99%	25	24.75
Safety Reviews	96%	98%	10	9.80
Foster Home Evaluation Qualitative Reviews	93%	Not Yet Conducted		
Monitoring Sub-Total			35	34.55
CPA Safety Outcomes				
Incidence of Maltreatment	0.12%	No Substantiated Reports	10	10.00
Staff Training	76%	100%	4	4.00
Safety Sub-Total			14	14.00
CPA Permanency Outcomes				
Placement Stability	92%	100%	10	10.00
Sibling Contacts	8%	67%	5	3.35
Permanency Sub-Total			15	13.35
CPA Well-Being Outcomes				
EPSDT Medical Visits	84%	67%	4	2.68
EPSDT Dental Visits	83%	100%	4	4.00
Academic Supports	80%	67%	4	2.68
Provider ECEM Visits	91%	100%	7	7.00
Provider General Contacts	88%	100%	7	7.00
Well-Being Sub-Total			26	23.36

*Performance calculation descriptions can be found in the FY 2016 RBWO PBP Measurements and Standards Guide.

Monitoring & Outcomes: Possible Points = 90		Points Earned: 85.26	
Score Before Incentives Credit			94.73%
Incentives Awarded			6.66 pts
PBP Verification			N/A pts
Total Score			101.39%



DHS, DFCS, Office of Provider Management
Performance-Based Placement Measures
RBWO Provider GA+SCORECARD - CPA



Report Quarter: Q1 FY2016

Provider/Program Name: Neighbor to Family - Douglas County (1033) - CPA

# New Foster Homes During Quarter: 0		# Children in Care During Quarter: 6	# Placements During Quarter: 6	# Children in Care On Last Day: 6
CPA Incentive Credits	Avg Performance All CPAs (%)	Provider Performance (%)*	Possible Points (Weight)	Provider Points Earned
Early EPSDT Medical Visits		33%	2	0.66
Early EPSDT Dental Visits		100%	2	2.00
Permanency Contacts		0%	5	0.00
Additional Academic Supports		0%	2	0.00
Foster Hm Retention Rate (threshold = 90)		100%	2	2.00
Foster Hm Recruitment (threshold = 100)		0%	2	0.00
Active Agency Accreditation		50%	4	2.00
Staff Clinical Licensure		0%	5	0.00
Incentives Total	5.65		24	6.66
Maximum total combined incentive credit allowed is 10 points.			Incentives Awarded	6.66

*Performance calculation descriptions can be found in the FY 2016 RBWO PBP Measurements and Standards Guide.

Child Protective Services Investigations and Dispositions

The following investigations data, which is not used for scoring but is considered significant to a provider's performance, is from Georgia SHINES and is not considered final or complete until the end of the fiscal year.

Total Reports:	0
Number Screened In:	0
Number Screened Out:	0
Number Substantiated:	0
Number Unsubstantiated:	0
Number Active CPS Investigations:	0



DHS, DFCS, Office of Provider Management
Performance-Based Placement Measures
RBWO Provider GA+SCORECARD - CPA



Report Quarter: Q1 FY2016

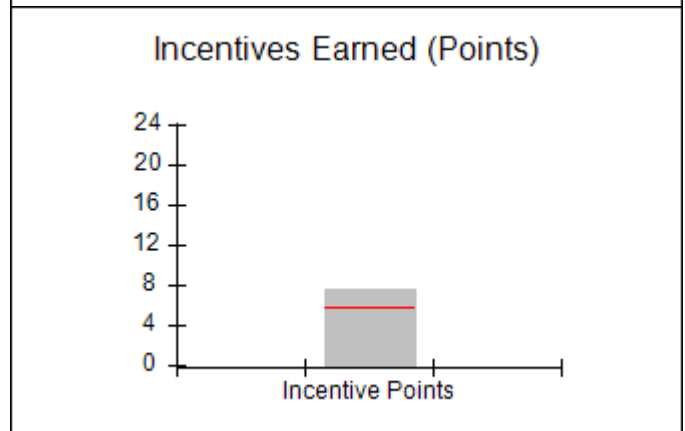
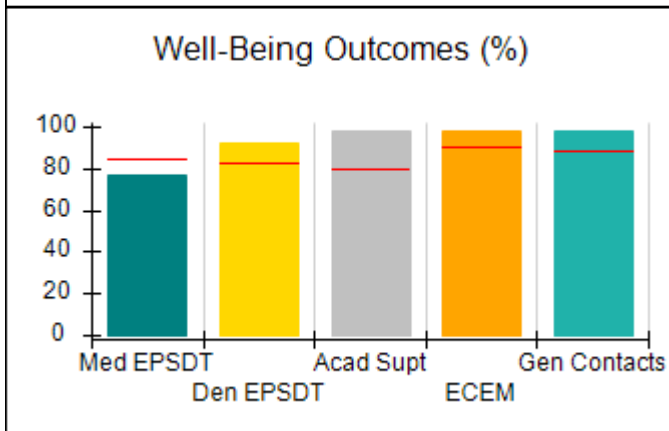
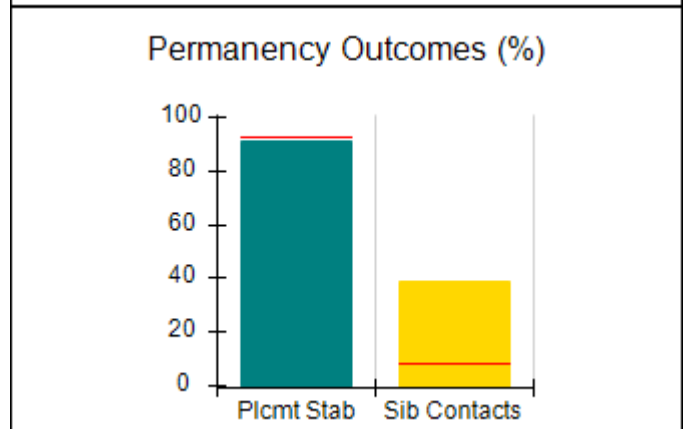
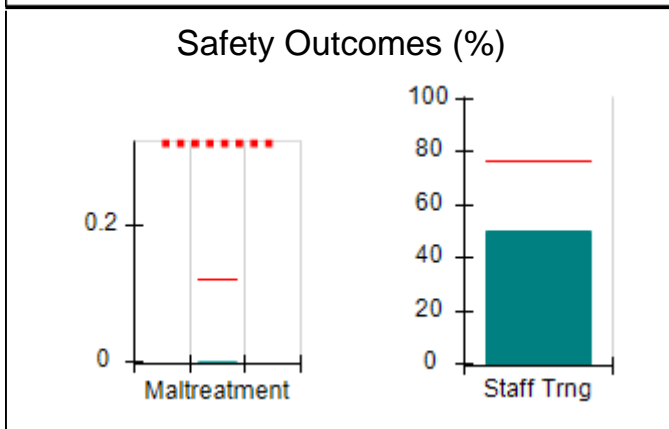
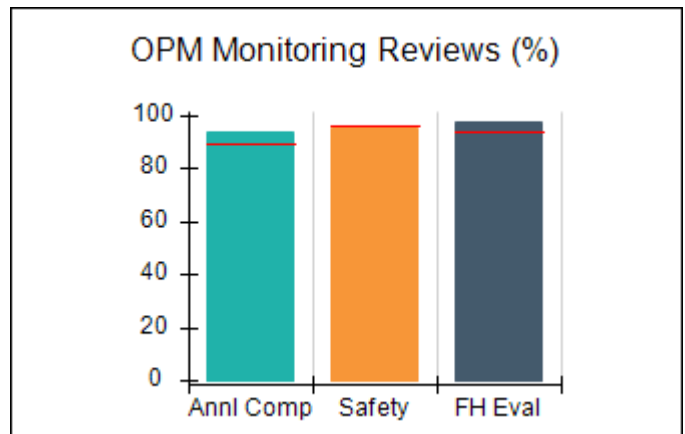
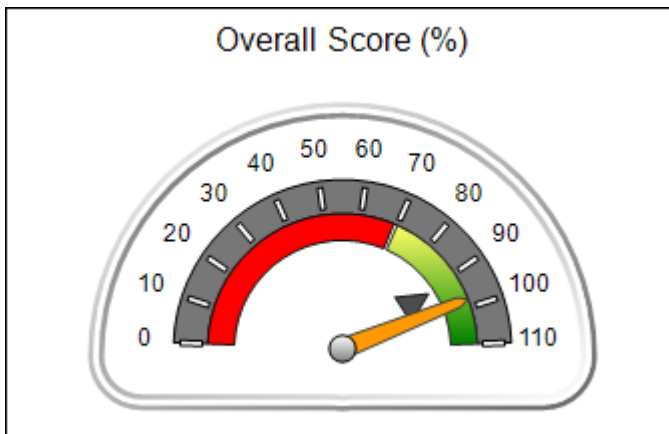
Provider/Program Name: Neighbor to Family - Fulton County (774) - CPA

1900 Century Pl., Atlanta, GA 30345 Phone: 404-315-0100 Vendor ID# 35505	Quarterly Scores (Grades)		Current Quarter Score (Grade)
	Q1: 97.73 (A+)	Q2: 98.40 (A+)	97.73% (A+)
	Q3: 99.78 (A+)	Q4: 92.24 (A-)	
# New Foster Homes During Quarter: 2	# Children in Care During Quarter: 47	# Placements During Quarter: 49	# Children in Care On Last Day: 33

Quarterly Provider Comparisons to All CPAs

■■■■■■■■ indicates MalTx Threshold

— indicates average for all CPAs





DHS, DFCS, Office of Provider Management
Performance-Based Placement Measures
RBWO Provider GA+SCORECARD - CPA



Report Quarter: Q1 FY2016

Provider/Program Name: Neighbor to Family - Fulton County (774) - CPA

1900 Century Pl., Atlanta, GA 30345 Phone: 404-315-0100 Vendor ID# 35505		Quarterly Scores (Grades)		Current Quarter Score (Grade)
		Q1: 97.73 (A+)	Q2: 98.40 (A+)	97.73% (A+)
		Q3: 99.78 (A+)	Q4: 92.24 (A-)	
# New Foster Homes During Quarter: 2		# Children in Care During Quarter: 47	# Placements During Quarter: 49	# Children in Care On Last Day: 33
	Avg Performance All CPAs (%)	Provider Performance (%)*	Possible Points (Weight)	Provider Points Earned
OPM Monitoring Reviews				
Annual Comprehensive Reviews	89%	94%	25	23.42
Safety Reviews	96%	95%	10	9.54
Foster Home Evaluation Qualitative Reviews	93%	98%	10	9.75
Monitoring Sub-Total			45	42.70
CPA Safety Outcomes				
Incidence of Maltreatment	0.12%	No Substantiated Reports	10	10.00
Staff Training	76%	50%	4	2.00
Safety Sub-Total			14	12.00
CPA Permanency Outcomes				
Placement Stability	92%	91%	10	9.10
Sibling Contacts	8%	39%	5	1.95
Permanency Sub-Total			15	11.05
CPA Well-Being Outcomes				
EPSDT Medical Visits	84%	77%	4	3.08
EPSDT Dental Visits	83%	92%	4	3.68
Academic Supports	80%	98%	4	3.92
Provider ECEM Visits	91%	98%	7	6.86
Provider General Contacts	88%	98%	7	6.86
Well-Being Sub-Total			26	24.40

*Performance calculation descriptions can be found in the FY 2016 RBWO PBP Measurements and Standards Guide.

Monitoring & Outcomes: Possible Points = 100		Points Earned: 90.15	
Score Before Incentives Credit			90.15%
Incentives Awarded			7.58 pts
PBP Verification			N/A pts
Total Score			97.73%



DHS, DFCS, Office of Provider Management
Performance-Based Placement Measures
RBWO Provider GA+SCORECARD - CPA
Report Quarter: Q1 FY2016



Provider/Program Name: Neighbor to Family - Fulton County (774) - CPA

# New Foster Homes During Quarter: 2		# Children in Care During Quarter: 47	# Placements During Quarter: 49	# Children in Care On Last Day: 33
CPA Incentive Credits	Avg Performance All CPAs (%)	Provider Performance (%)*	Possible Points (Weight)	Provider Points Earned
Early EPSDT Medical Visits		53%	2	1.06
Early EPSDT Dental Visits		88%	2	1.76
Permanency Contacts		0%	5	0.00
Additional Academic Supports		13%	2	0.26
Foster Hm Retention Rate (threshold = 90)		91%	2	2.00
Foster Hm Recruitment (threshold = 100)		50%	2	0.00
Active Agency Accreditation		50%	4	2.00
Staff Clinical Licensure		10%	5	0.50
Incentives Total	5.65		24	7.58
Maximum total combined incentive credit allowed is 10 points.			Incentives Awarded	7.58

*Performance calculation descriptions can be found in the FY 2016 RBWO PBP Measurements and Standards Guide.

Child Protective Services Investigations and Dispositions

The following investigations data, which is not used for scoring but is considered significant to a provider's performance, is from Georgia SHINES and is not considered final or complete until the end of the fiscal year.

Total Reports:	0
Number Screened In:	0
Number Screened Out:	0
Number Substantiated:	0
Number Unsubstantiated:	0
Number Active CPS Investigations:	0



DHS, DFCS, Office of Provider Management
Performance-Based Placement Measures
RBWO Provider GA+SCORECARD - CPA



Report Quarter: Q1 FY2016

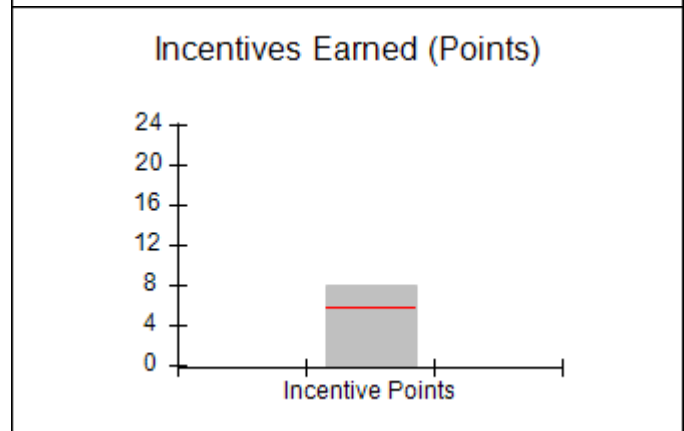
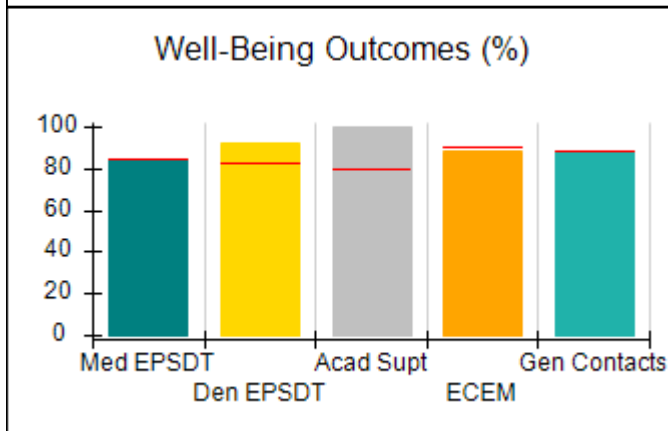
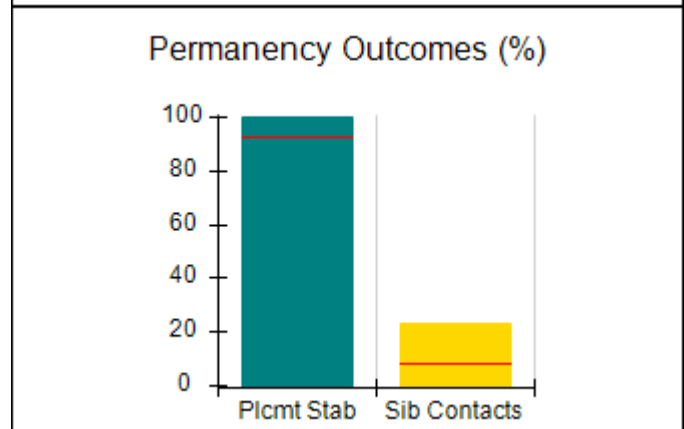
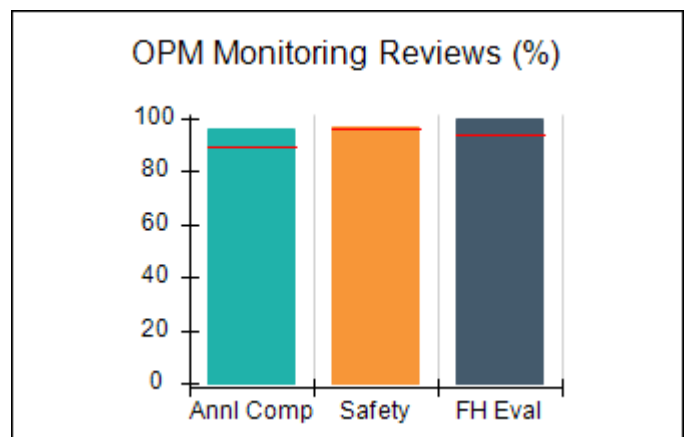
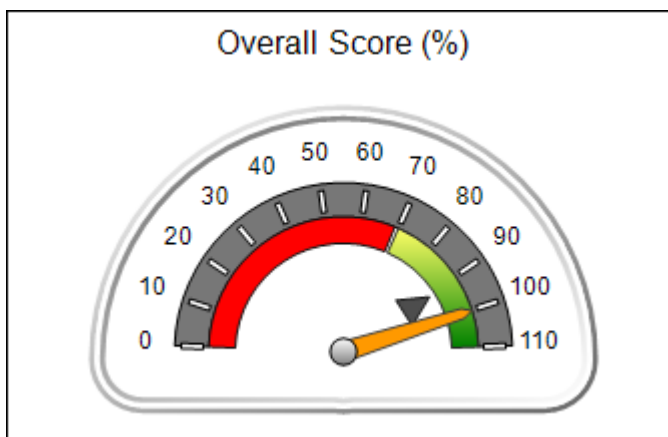
Provider/Program Name: Neighbor to Family - Gwinnett County (1032) - CPA

2075 W Park Pl., Stone Mountain, GA 30087 Phone: 770-465-5170 Vendor ID# 35504	Quarterly Scores (Grades)		Current Quarter Score (Grade)
	Q1: 100.19 (A+)	Q2: 91.66 (A-)	100.19% (A+)
	Q3: 95.86 (A)	Q4: 98.24 (A+)	
# New Foster Homes During Quarter: 2	# Children in Care During Quarter: 39	# Placements During Quarter: 39	# Children in Care On Last Day: 31

Quarterly Provider Comparisons to All CPAs

■■■■■■■■ indicates MalTx Threshold

— indicates average for all CPAs





DHS, DFCS, Office of Provider Management
Performance-Based Placement Measures
RBWO Provider GA+SCORECARD - CPA
Report Quarter: Q1 FY2016



Provider/Program Name: Neighbor to Family - Gwinnett County (1032) - CPA

2075 W Park Pl., Stone Mountain, GA 30087 Phone: 770-465-5170 Vendor ID# 35504		Quarterly Scores (Grades)		Current Quarter Score (Grade)
		Q1: 100.19 (A+)	Q2: 91.66 (A-)	100.19%
		Q3: 95.86 (A)	Q4: 98.24 (A+)	(A+)
# New Foster Homes During Quarter: 2		# Children in Care During Quarter: 39	# Placements During Quarter: 39	# Children in Care On Last Day: 31
	Avg Performance All CPAs (%)	Provider Performance (%)*	Possible Points (Weight)	Provider Points Earned
OPM Monitoring Reviews				
Annual Comprehensive Reviews	89%	96%	25	24.00
Safety Reviews	96%	97%	10	9.66
Foster Home Evaluation Qualitative Reviews	93%	100%	10	10.00
Monitoring Sub-Total			45	43.66
CPA Safety Outcomes				
Incidence of Maltreatment	0.12%	No Substantiated Reports	10	10.00
Staff Training	76%	100%	4	4.00
Safety Sub-Total			14	14.00
CPA Permanency Outcomes				
Placement Stability	92%	100%	10	10.00
Sibling Contacts	8%	23%	5	1.15
Permanency Sub-Total			15	11.15
CPA Well-Being Outcomes				
EPSDT Medical Visits	84%	84%	4	3.36
EPSDT Dental Visits	83%	92%	4	3.68
Academic Supports	80%	100%	4	4.00
Provider ECEM Visits	91%	88%	7	6.16
Provider General Contacts	88%	88%	7	6.16
Well-Being Sub-Total			26	23.36

*Performance calculation descriptions can be found in the FY 2016 RBWO PBP Measurements and Standards Guide.

Monitoring & Outcomes: Possible Points = 100		Points Earned: 92.17	
Score Before Incentives Credit			92.17%
Incentives Awarded			8.02 pts
PBP Verification			N/A pts
Total Score			100.19%



DHS, DFCS, Office of Provider Management
Performance-Based Placement Measures
RBWO Provider GA+SCORECARD - CPA



Report Quarter: Q1 FY2016

Provider/Program Name: Neighbor to Family - Gwinnett County (1032) - CPA

# New Foster Homes During Quarter: 2		# Children in Care During Quarter: 39	# Placements During Quarter: 39	# Children in Care On Last Day: 31
CPA Incentive Credits	Avg Performance All CPAs (%)	Provider Performance (%)*	Possible Points (Weight)	Provider Points Earned
Early EPSDT Medical Visits		64%	2	1.28
Early EPSDT Dental Visits		85%	2	1.70
Permanency Contacts		18%	5	0.90
Additional Academic Supports		7%	2	0.14
Foster Hm Retention Rate (threshold = 90)		92%	2	2.00
Foster Hm Recruitment (threshold = 100)		67%	2	0.00
Active Agency Accreditation		50%	4	2.00
Staff Clinical Licensure		0%	5	0.00
Incentives Total	5.65		24	8.02
Maximum total combined incentive credit allowed is 10 points.			Incentives Awarded	8.02

*Performance calculation descriptions can be found in the FY 2016 RBWO PBP Measurements and Standards Guide.

Child Protective Services Investigations and Dispositions

The following investigations data, which is not used for scoring but is considered significant to a provider's performance, is from Georgia SHINES and is not considered final or complete until the end of the fiscal year.

Total Reports:	2
Number Screened In:	1
Number Screened Out:	1
Number Substantiated:	0
Number Unsubstantiated:	0
Number Active CPS Investigations:	1



DHS, DFCS, Office of Provider Management
Performance-Based Placement Measures
RBWO Provider GA+SCORECARD - CPA



Report Quarter: Q1 FY2016

Provider/Program Name: Neighbor to Family - Henry County (1035) - CPA

2075 West Park Place, Stone Mountain, GA 30087

Phone: 770-465-5170

Vendor ID# 62038

Quarterly Scores (Grades)		Current Quarter Score (Grade)
Q1: 93.64 (A-)	Q2: 95.40 (A)	93.64% (A-)
Q3: 96.14 (A)	Q4: 97.02 (A+)	

New Foster Homes During Quarter: 0

Children in Care During Quarter: 10

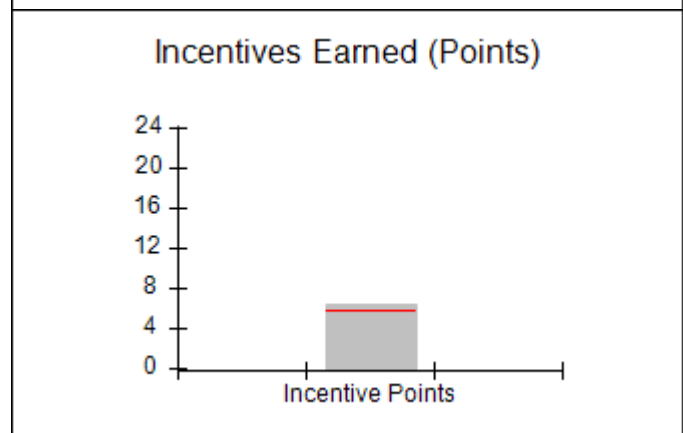
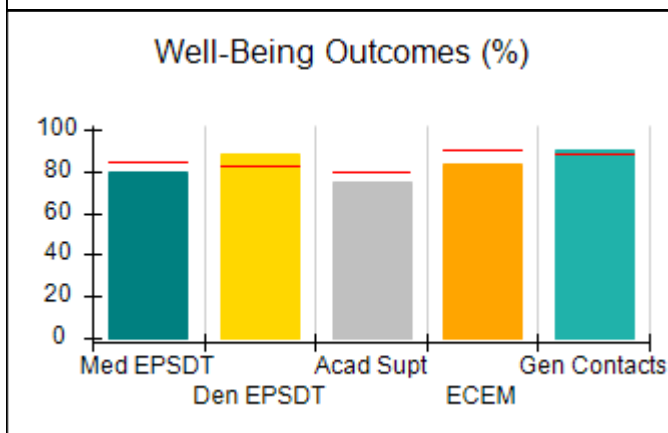
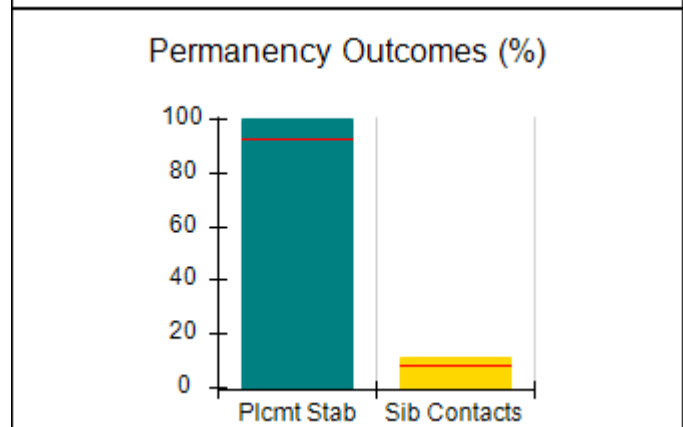
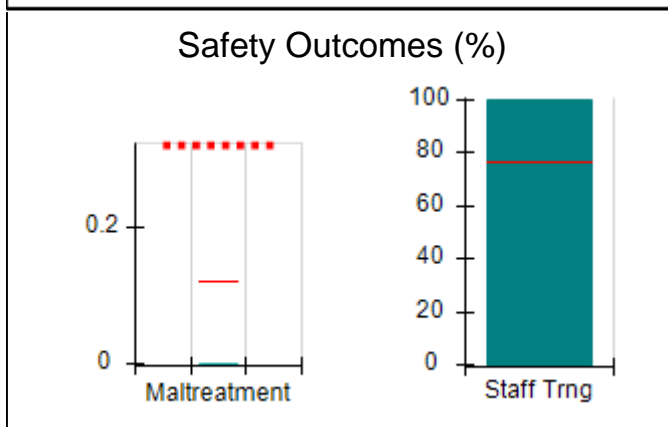
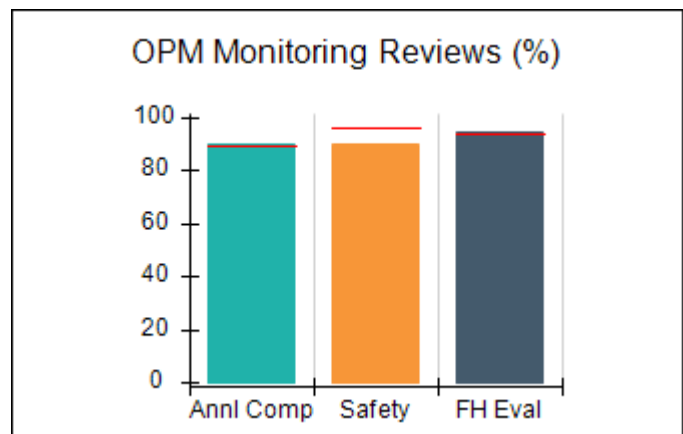
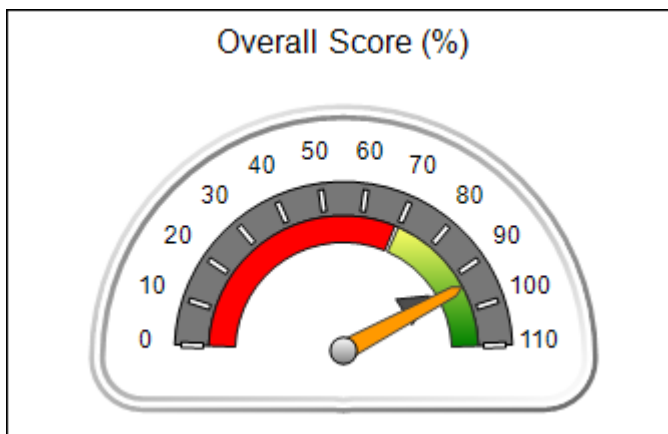
Placements During Quarter: 10

Children in Care On Last Day: 10

Quarterly Provider Comparisons to All CPAs

■■■■■■■■ indicates MalTx Threshold

— indicates average for all CPAs





DHS, DFCS, Office of Provider Management
Performance-Based Placement Measures
RBWO Provider GA+SCORECARD - CPA
Report Quarter: Q1 FY2016



Provider/Program Name: Neighbor to Family - Henry County (1035) - CPA

2075 West Park Place, Stone Mountain, GA 30087 Phone: 770-465-5170 Vendor ID# 62038		Quarterly Scores (Grades)		Current Quarter Score (Grade)
		Q1: 93.64 (A-)	Q2: 95.40 (A)	93.64%
		Q3: 96.14 (A)	Q4: 97.02 (A+)	(A-)
# New Foster Homes During Quarter: 0		# Children in Care During Quarter: 10	# Placements During Quarter: 10	# Children in Care On Last Day: 10
	Avg Performance All CPAs (%)	Provider Performance (%)*	Possible Points (Weight)	Provider Points Earned
OPM Monitoring Reviews				
Annual Comprehensive Reviews	89%	90%	25	22.50
Safety Reviews	96%	90%	10	9.01
Foster Home Evaluation Qualitative Reviews	93%	94%	10	9.44
Monitoring Sub-Total			45	40.95
CPA Safety Outcomes				
Incidence of Maltreatment	0.12%	No Substantiated Reports	10	10.00
Staff Training	76%	100%	4	4.00
Safety Sub-Total			14	14.00
CPA Permanency Outcomes				
Placement Stability	92%	100%	10	10.00
Sibling Contacts	8%	11%	5	0.55
Permanency Sub-Total			15	10.55
CPA Well-Being Outcomes				
EPSDT Medical Visits	84%	80%	4	3.20
EPSDT Dental Visits	83%	88%	4	3.52
Academic Supports	80%	75%	4	3.00
Provider ECEM Visits	91%	83%	7	5.81
Provider General Contacts	88%	90%	7	6.30
Well-Being Sub-Total			26	21.83

*Performance calculation descriptions can be found in the FY 2016 RBWO PBP Measurements and Standards Guide.

Monitoring & Outcomes: Possible Points = 100		Points Earned: 87.33	
Score Before Incentives Credit			87.33%
Incentives Awarded			6.31 pts
PBP Verification			N/A pts
Total Score			93.64%



DHS, DFCS, Office of Provider Management
Performance-Based Placement Measures
RBWO Provider GA+SCORECARD - CPA



Report Quarter: Q1 FY2016

Provider/Program Name: Neighbor to Family - Henry County (1035) - CPA

# New Foster Homes During Quarter: 0		# Children in Care During Quarter: 10	# Placements During Quarter: 10	# Children in Care On Last Day: 10
CPA Incentive Credits	Avg Performance All CPAs (%)	Provider Performance (%)*	Possible Points (Weight)	Provider Points Earned
Early EPSDT Medical Visits		33%	2	0.66
Early EPSDT Dental Visits		50%	2	1.00
Permanency Contacts		53%	5	2.65
Additional Academic Supports		0%	2	0.00
Foster Hm Retention Rate (threshold = 90)		0%	2	0.00
Foster Hm Recruitment (threshold = 100)		0%	2	0.00
Active Agency Accreditation		50%	4	2.00
Staff Clinical Licensure		0%	5	0.00
Incentives Total	5.65		24	6.31
Maximum total combined incentive credit allowed is 10 points.			Incentives Awarded	6.31

*Performance calculation descriptions can be found in the FY 2016 RBWO PBP Measurements and Standards Guide.

Child Protective Services Investigations and Dispositions

The following investigations data, which is not used for scoring but is considered significant to a provider's performance, is from Georgia SHINES and is not considered final or complete until the end of the fiscal year.

Total Reports:	0
Number Screened In:	0
Number Screened Out:	0
Number Substantiated:	0
Number Unsubstantiated:	0
Number Active CPS Investigations:	0



DHS, DFCS, Office of Provider Management
Performance-Based Placement Measures
RBWO Provider GA+SCORECARD - CPA



Report Quarter: Q1 FY2016

Provider/Program Name: Neighbor to Family - Richmond County (1034) - CPA

801 Greene St., Augusta, GA 30901

Phone: 706-396-2180

Vendor ID# 35506

Quarterly Scores (Grades)

Q1: 100.98 (A+)

Q2: 99.03 (A+)

Q3: 102.04 (A+)

Q4: 101.59 (A+)

Current Quarter Score (Grade)

100.98%

(A+)

New Foster Homes During Quarter: 0

Children in Care During Quarter: 19

Placements During Quarter: 19

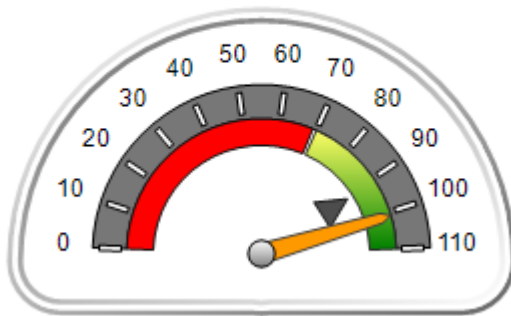
Children in Care On Last Day: 12

Quarterly Provider Comparisons to All CPAs

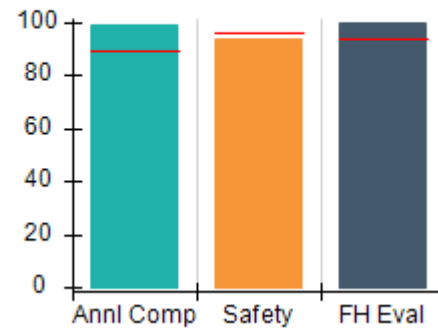
■■■■■■■■ indicates MalTx Threshold

— indicates average for all CPAs

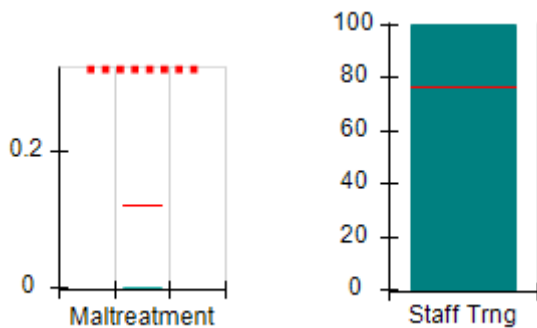
Overall Score (%)



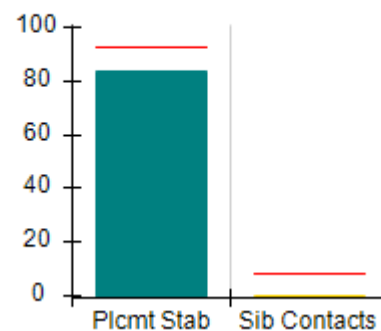
OPM Monitoring Reviews (%)



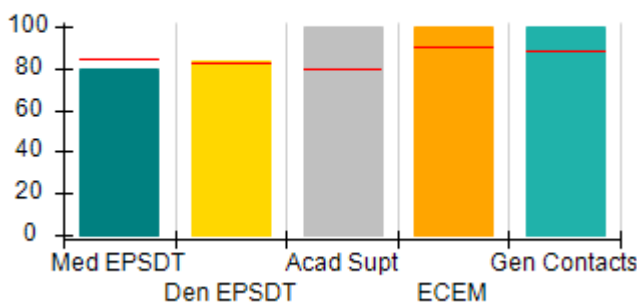
Safety Outcomes (%)



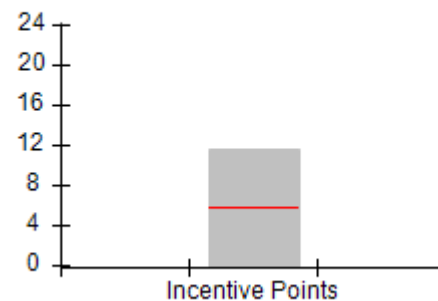
Permanency Outcomes (%)



Well-Being Outcomes (%)



Incentives Earned (Points)





DHS, DFCS, Office of Provider Management
Performance-Based Placement Measures
RBWO Provider GA+SCORECARD - CPA
 Report Quarter: Q1 FY2016



Provider/Program Name: Neighbor to Family - Richmond County (1034) - CPA

801 Greene St., Augusta, GA 30901 Phone: 706-396-2180 Vendor ID# 35506		Quarterly Scores (Grades)		Current Quarter Score (Grade)
		Q1: 100.98 (A+)	Q2: 99.03 (A+)	100.98% (A+)
		Q3: 102.04 (A+)	Q4: 101.59 (A+)	
# New Foster Homes During Quarter: 0		# Children in Care During Quarter: 19	# Placements During Quarter: 19	# Children in Care On Last Day: 12
	Avg Performance All CPAs (%)	Provider Performance (%)*	Possible Points (Weight)	Provider Points Earned
OPM Monitoring Reviews				
Annual Comprehensive Reviews	89%	99%	25	24.67
Safety Reviews	96%	94%	10	9.39
Foster Home Evaluation Qualitative Reviews	93%	100%	10	10.00
Monitoring Sub-Total			45	44.06
CPA Safety Outcomes				
Incidence of Maltreatment	0.12%	No Substantiated Reports	10	10.00
Staff Training	76%	100%	4	4.00
Safety Sub-Total			14	14.00
CPA Permanency Outcomes				
Placement Stability	92%	84%	10	8.40
Sibling Contacts	8%	0%	5	0.00
Permanency Sub-Total			15	8.40
CPA Well-Being Outcomes				
EPSDT Medical Visits	84%	80%	4	3.20
EPSDT Dental Visits	83%	83%	4	3.32
Academic Supports	80%	100%	4	4.00
Provider ECEM Visits	91%	100%	7	7.00
Provider General Contacts	88%	100%	7	7.00
Well-Being Sub-Total			26	24.52

*Performance calculation descriptions can be found in the FY 2016 RBWO PBP Measurements and Standards Guide.

Monitoring & Outcomes: Possible Points = 100		Points Earned: 90.98	
Score Before Incentives Credit			90.98%
Incentives Awarded			10.00 pts
PBP Verification			N/A pts
Total Score			100.98%



DHS, DFCS, Office of Provider Management
Performance-Based Placement Measures
RBWO Provider GA+SCORECARD - CPA



Report Quarter: Q1 FY2016

Provider/Program Name: Neighbor to Family - Richmond County (1034) - CPA

# New Foster Homes During Quarter: 0		# Children in Care During Quarter: 19	# Placements During Quarter: 19	# Children in Care On Last Day: 12
CPA Incentive Credits	Avg Performance All CPAs (%)	Provider Performance (%)*	Possible Points (Weight)	Provider Points Earned
Early EPSDT Medical Visits		63%	2	1.26
Early EPSDT Dental Visits		71%	2	1.42
Permanency Contacts		100%	5	5.00
Additional Academic Supports		97%	2	1.94
Foster Hm Retention Rate (threshold = 90)		67%	2	0.00
Foster Hm Recruitment (threshold = 100)		0%	2	0.00
Active Agency Accreditation		50%	4	2.00
Staff Clinical Licensure		0%	5	0.00
Incentives Total	5.65		24	11.62
Maximum total combined incentive credit allowed is 10 points.			Incentives Awarded	10.00

*Performance calculation descriptions can be found in the FY 2016 RBWO PBP Measurements and Standards Guide.

Child Protective Services Investigations and Dispositions

The following investigations data, which is not used for scoring but is considered significant to a provider's performance, is from Georgia SHINES and is not considered final or complete until the end of the fiscal year.

Total Reports:	2
Number Screened In:	0
Number Screened Out:	2
Number Substantiated:	0
Number Unsubstantiated:	0
Number Active CPS Investigations:	0



DHS, DFCS, Office of Provider Management
Performance-Based Placement Measures
RBWO Provider GA+SCORECARD - CPA



Report Quarter: Q1 FY2016

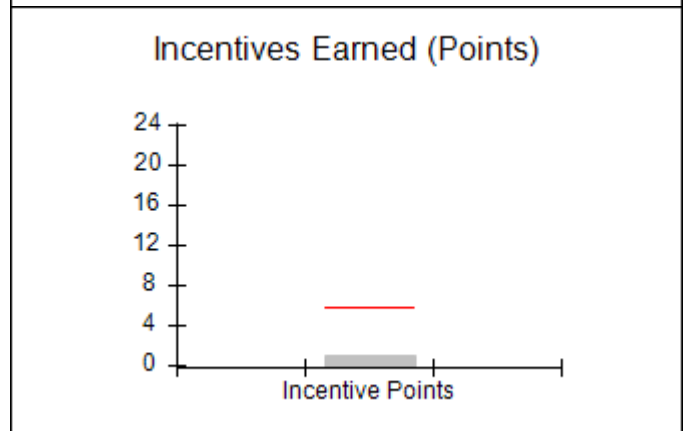
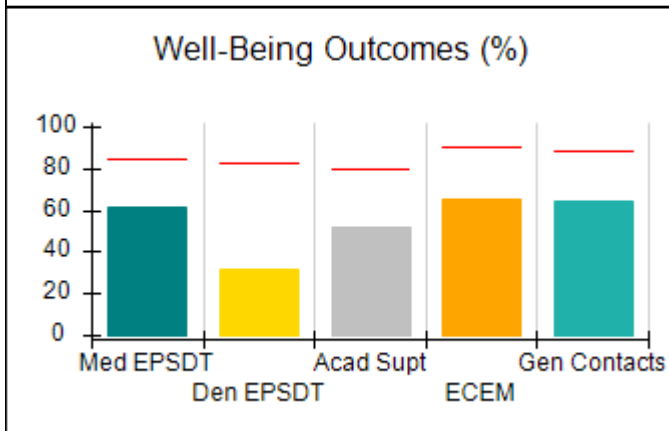
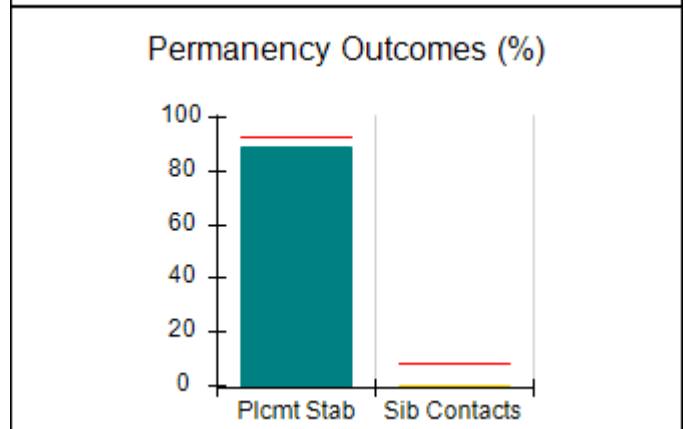
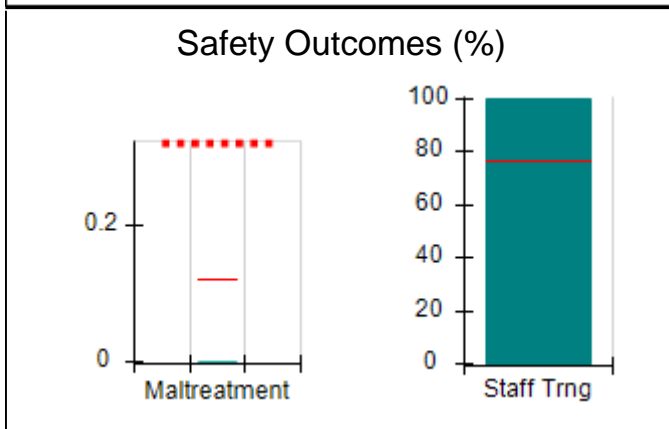
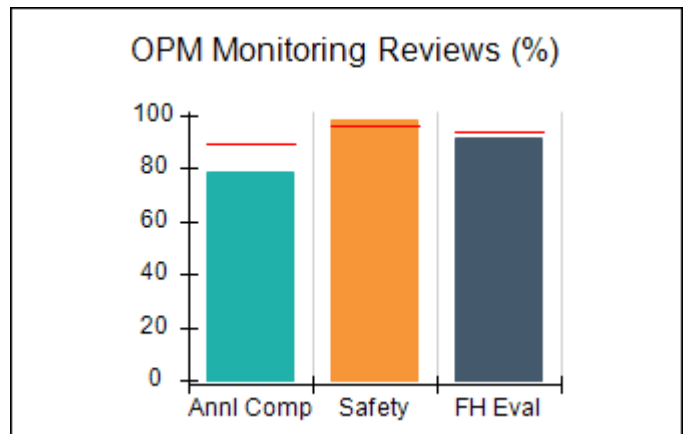
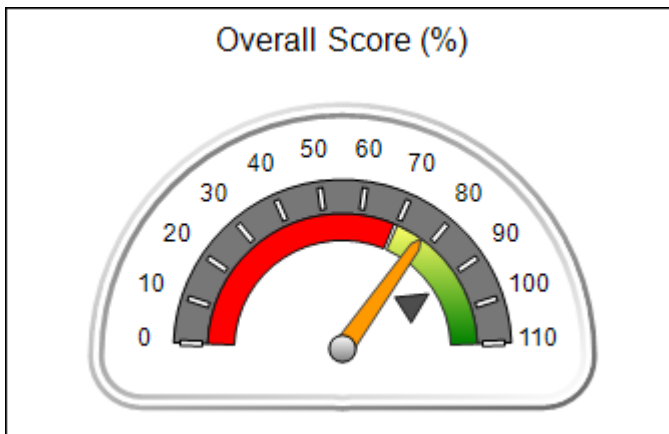
Provider/Program Name: New Beginnings, Life Changing Network, Inc. - (979) - CPA

100 Edgewood Avenue, Atlanta, GA 30303 Phone: 404-298-0888 Vendor ID# 40080	Quarterly Scores (Grades)		Current Quarter Score (Grade)
	Q1: 77.17 (C+)	Q2: 69.59 (D+)	77.17% (C+)
	Q3: 73.03 (C-)	Q4: 69.51 (D+)	
# New Foster Homes During Quarter: 0	# Children in Care During Quarter: 70	# Placements During Quarter: 74	# Children in Care On Last Day: 55

Quarterly Provider Comparisons to All CPAs

■■■■■■■■ indicates MalTx Threshold

— indicates average for all CPAs





DHS, DFCS, Office of Provider Management
Performance-Based Placement Measures
RBWO Provider GA+SCORECARD - CPA



Report Quarter: Q1 FY2016

Provider/Program Name: New Beginnings, Life Changing Network, Inc. - (979) - CPA				
100 Edgewood Avenue, Atlanta, GA 30303 Phone: 404-298-0888 Vendor ID# 40080		Quarterly Scores (Grades)		Current Quarter Score (Grade)
		Q1: 77.17 (C+)	Q2: 69.59 (D+)	77.17% (C+)
		Q3: 73.03 (C-)	Q4: 69.51 (D+)	
# New Foster Homes During Quarter: 0		# Children in Care During Quarter: 70	# Placements During Quarter: 74	# Children in Care On Last Day: 55
	Avg Performance All CPAs (%)	Provider Performance (%)*	Possible Points (Weight)	Provider Points Earned
OPM Monitoring Reviews				
Annual Comprehensive Reviews	89%	78%	25	19.58
Safety Reviews	96%	98%	10	9.81
Foster Home Evaluation Qualitative Reviews	93%	91%	10	9.13
Monitoring Sub-Total			45	38.52
CPA Safety Outcomes				
Incidence of Maltreatment	0.12%	No Substantiated Reports	10	10.00
Staff Training	76%	100%	4	4.00
Safety Sub-Total			14	14.00
CPA Permanency Outcomes				
Placement Stability	92%	89%	10	8.90
Sibling Contacts	8%	0%	5	0.00
Permanency Sub-Total			15	8.90
CPA Well-Being Outcomes				
EPSDT Medical Visits	84%	61%	4	2.44
EPSDT Dental Visits	83%	32%	4	1.28
Academic Supports	80%	52%	4	2.08
Provider ECEM Visits	91%	65%	7	4.55
Provider General Contacts	88%	64%	7	4.48
Well-Being Sub-Total			26	14.83
*Performance calculation descriptions can be found in the FY 2016 RBWO PBP Measurements and Standards Guide.				
Monitoring & Outcomes: Possible Points = 100			Points Earned: 76.25	
Score Before Incentives Credit			76.25%	
Incentives Awarded			0.92 pts	
PBP Verification			N/A pts	
Total Score			77.17%	



DHS, DFCS, Office of Provider Management
Performance-Based Placement Measures
RBWO Provider GA+SCORECARD - CPA



Report Quarter: Q1 FY2016

Provider/Program Name: New Beginnings, Life Changing Network, Inc. - (979) - CPA

# New Foster Homes During Quarter: 0		# Children in Care During Quarter: 70	# Placements During Quarter: 74	# Children in Care On Last Day: 55
CPA Incentive Credits	Avg Performance All CPAs (%)	Provider Performance (%)*	Possible Points (Weight)	Provider Points Earned
Early EPSDT Medical Visits		17%	2	0.34
Early EPSDT Dental Visits		5%	2	0.10
Permanency Contacts		4%	5	0.20
Additional Academic Supports		14%	2	0.28
Foster Hm Retention Rate (threshold = 90)		84%	2	0.00
Foster Hm Recruitment (threshold = 100)		25%	2	0.00
Active Agency Accreditation		0%	4	0.00
Staff Clinical Licensure		0%	5	0.00
Incentives Total	5.65		24	0.92
Maximum total combined incentive credit allowed is 10 points.			Incentives Awarded	0.92

*Performance calculation descriptions can be found in the FY 2016 RBWO PBP Measurements and Standards Guide.

Child Protective Services Investigations and Dispositions

The following investigations data, which is not used for scoring but is considered significant to a provider's performance, is from Georgia SHINES and is not considered final or complete until the end of the fiscal year.

Total Reports:	0
Number Screened In:	0
Number Screened Out:	0
Number Substantiated:	0
Number Unsubstantiated:	2
Number Active CPS Investigations:	-2



DHS, DFCS, Office of Provider Management
Performance-Based Placement Measures
RBWO Provider GA+SCORECARD - CPA



Report Quarter: Q1 FY2016

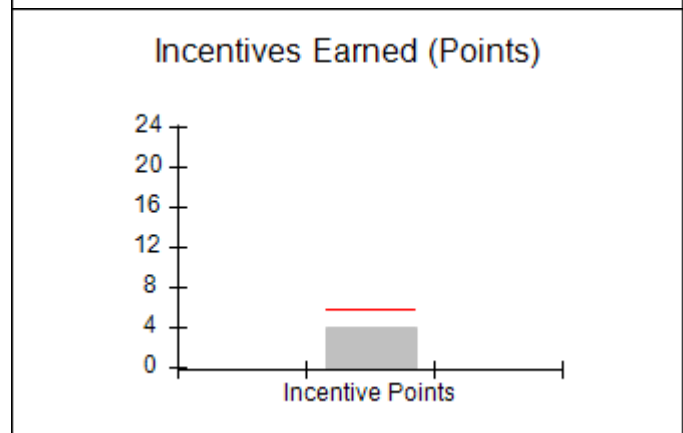
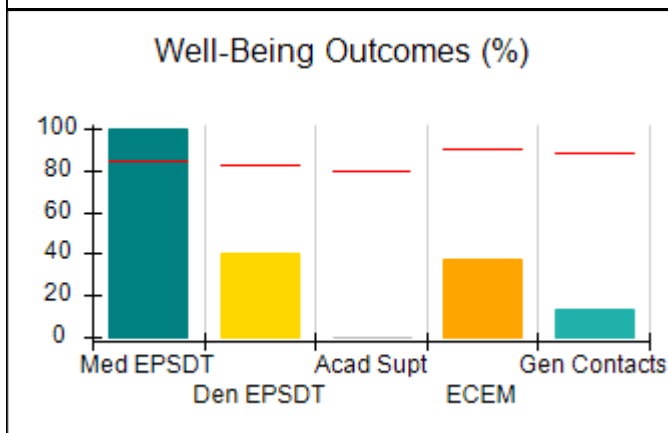
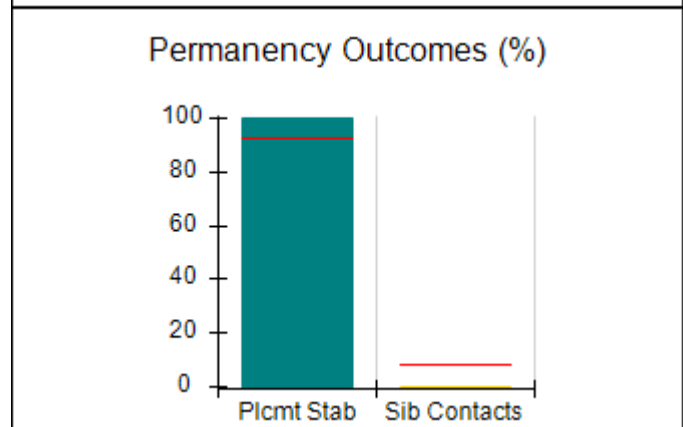
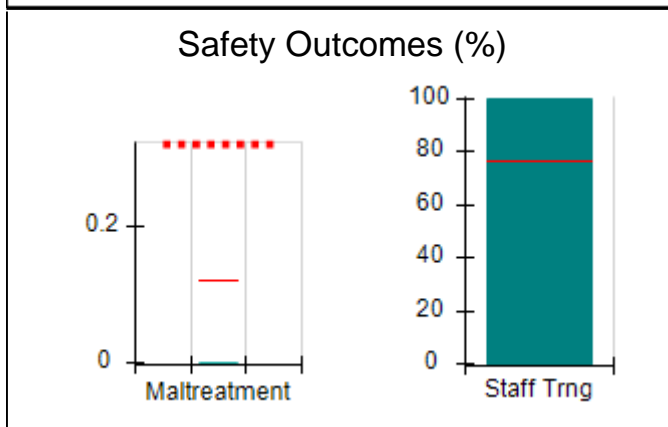
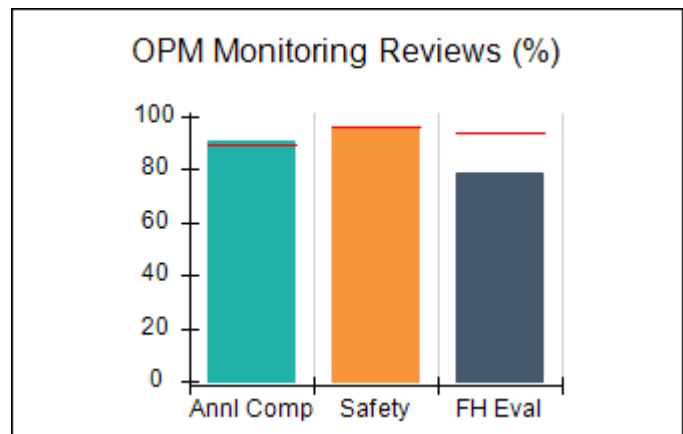
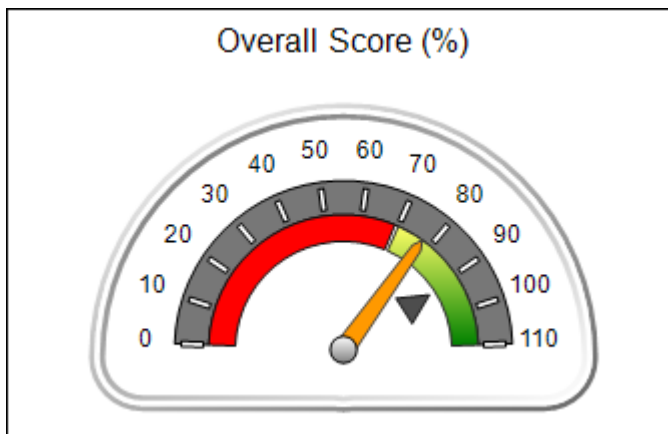
Provider/Program Name: New Horizons Community Services Board - New Horizons (877) - CPA

2100 Comer Ave., Columbus, GA 31904 Phone: 706-249-0975 Vendor ID# 35508	Quarterly Scores (Grades)		Current Quarter Score (Grade)
	Q1: 77.35 (C+)	Q2: 76.68 (C)	77.35% (C+)
	Q3: 72.87 (C-)	Q4: 78.56 (C+)	
# New Foster Homes During Quarter: 0	# Children in Care During Quarter: 6	# Placements During Quarter: 6	# Children in Care On Last Day: 5

Quarterly Provider Comparisons to All CPAs

■■■■■■■■ indicates MalTx Threshold

— indicates average for all CPAs





DHS, DFCS, Office of Provider Management
Performance-Based Placement Measures
RBWO Provider GA+SCORECARD - CPA



Report Quarter: Q1 FY2016

Provider/Program Name: New Horizons Community Services Board - New Horizons (877) - CPA

2100 Comer Ave., Columbus, GA 31904 Phone: 706-249-0975 Vendor ID# 35508		Quarterly Scores (Grades)		Current Quarter Score (Grade)
		Q1: 77.35 (C+)	Q2: 76.68 (C)	77.35%
		Q3: 72.87 (C-)	Q4: 78.56 (C+)	(C+)
# New Foster Homes During Quarter: 0		# Children in Care During Quarter: 6	# Placements During Quarter: 6	# Children in Care On Last Day: 5
	Avg Performance All CPAs (%)	Provider Performance (%)*	Possible Points (Weight)	Provider Points Earned
OPM Monitoring Reviews				
Annual Comprehensive Reviews	89%	91%	25	22.67
Safety Reviews	96%	96%	10	9.62
Foster Home Evaluation Qualitative Reviews	93%	78%	10	7.83
Monitoring Sub-Total			45	40.11
CPA Safety Outcomes				
Incidence of Maltreatment	0.12%	No Substantiated Reports	10	10.00
Staff Training	76%	100%	4	4.00
Safety Sub-Total			14	14.00
CPA Permanency Outcomes				
Placement Stability	92%	100%	10	10.00
Sibling Contacts	8%	0%	5	0.00
Permanency Sub-Total			15	10.00
CPA Well-Being Outcomes				
EPSDT Medical Visits	84%	100%	4	4.00
EPSDT Dental Visits	83%	40%	4	1.60
Academic Supports	80%	0%	4	0.00
Provider ECEM Visits	91%	38%	7	2.66
Provider General Contacts	88%	14%	7	0.98
Well-Being Sub-Total			26	9.24

*Performance calculation descriptions can be found in the FY 2016 RBWO PBP Measurements and Standards Guide.

Monitoring & Outcomes: Possible Points = 100		Points Earned: 73.35	
Score Before Incentives Credit			73.35%
Incentives Awarded			4.00 pts
PBP Verification			N/A pts
Total Score			77.35%



DHS, DFCS, Office of Provider Management
Performance-Based Placement Measures
RBWO Provider GA+SCORECARD - CPA



Report Quarter: Q1 FY2016

Provider/Program Name: New Horizons Community Services Board - New Horizons (877) - CPA

# New Foster Homes During Quarter: 0		# Children in Care During Quarter: 6	# Placements During Quarter: 6	# Children in Care On Last Day: 5
CPA Incentive Credits	Avg Performance All CPAs (%)	Provider Performance (%)*	Possible Points (Weight)	Provider Points Earned
Early EPSDT Medical Visits		Not Eligible	2	
Early EPSDT Dental Visits		0%	2	0.00
Permanency Contacts		0%	5	0.00
Additional Academic Supports		0%	2	0.00
Foster Hm Retention Rate (threshold = 90)		100%	2	2.00
Foster Hm Recruitment (threshold = 100)		0%	2	0.00
Active Agency Accreditation		50%	4	2.00
Staff Clinical Licensure		0%	5	0.00
Incentives Total	5.65		24	4.00
Maximum total combined incentive credit allowed is 10 points.			Incentives Awarded	4.00

*Performance calculation descriptions can be found in the FY 2016 RBWO PBP Measurements and Standards Guide.

Child Protective Services Investigations and Dispositions

The following investigations data, which is not used for scoring but is considered significant to a provider's performance, is from Georgia SHINES and is not considered final or complete until the end of the fiscal year.

Total Reports:	0
Number Screened In:	0
Number Screened Out:	0
Number Substantiated:	0
Number Unsubstantiated:	0
Number Active CPS Investigations:	0



DHS, DFCS, Office of Provider Management
Performance-Based Placement Measures
RBWO Provider GA+SCORECARD - CPA



Report Quarter: Q1 FY2016

Provider/Program Name: On The Path - (5209) - CPA

108 Byrd Way, Warner Robins, GA 31088

Phone: 478-953-0330

Vendor ID# 133540

Quarterly Scores (Grades)

Current Quarter Score (Grade)

Q1: N/A

Q2: N/A

N/A%

Q3: N/A

Q4: N/A

New Foster Homes During Quarter: 0

Children in Care During Quarter: 0

Placements During Quarter: 0

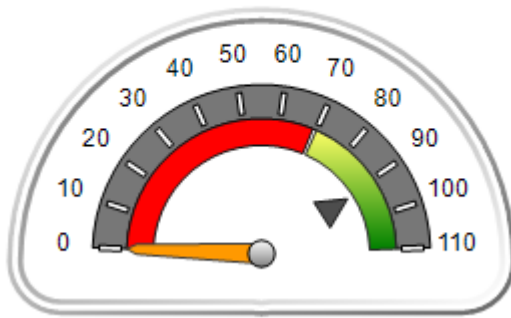
Children in Care On Last Day: 0

Quarterly Provider Comparisons to All CPAs

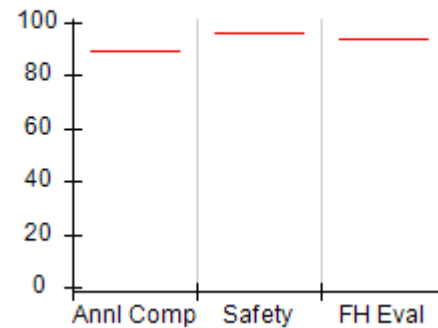
■■■■■■■■ indicates MalTx Threshold

— indicates average for all CPAs

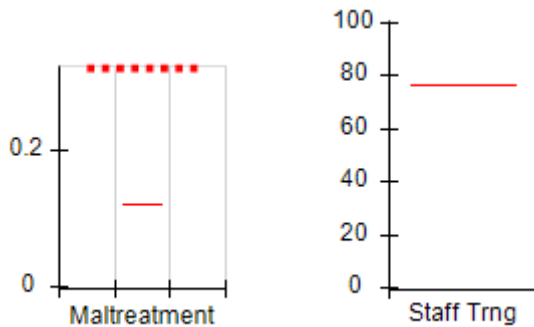
Overall Score (%)



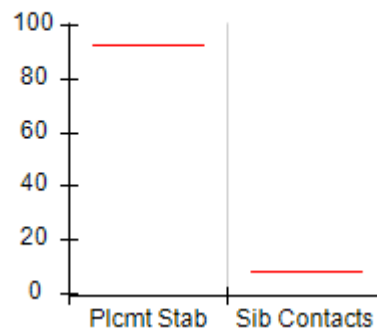
OPM Monitoring Reviews (%)



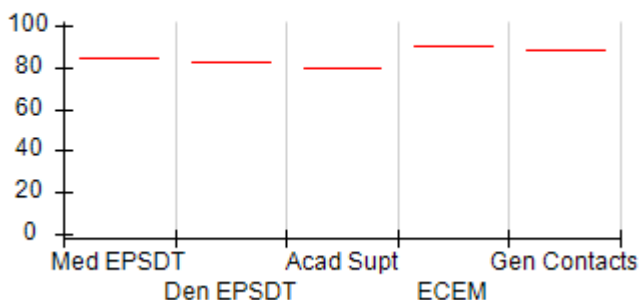
Safety Outcomes (%)




Permanency Outcomes (%)



Well-Being Outcomes (%)



Incentives Earned (Points)





DHS, DFCS, Office of Provider Management
Performance-Based Placement Measures
RBWO Provider GA+SCORECARD - CPA



Report Quarter: Q1 FY2016

Provider/Program Name: On The Path - (5209) - CPA

108 Byrd Way, Warner Robins, GA 31088 Phone: 478-953-0330 Vendor ID# 133540		Quarterly Scores (Grades)		Current Quarter Score (Grade)
		Q1: N/A	Q2: N/A	N/A%
		Q3: N/A	Q4: N/A	(F)
# New Foster Homes During Quarter: 0		# Children in Care During Quarter: 0	# Placements During Quarter: 0	# Children in Care On Last Day: 0
	Avg Performance All CPAs (%)	Provider Performance (%)*	Possible Points (Weight)	Provider Points Earned
OPM Monitoring Reviews				
Annual Comprehensive Reviews	89%	Not Yet Conducted		
Safety Reviews	96%	Not Yet Conducted		
Foster Home Evaluation Qualitative Reviews	93%	Not Yet Conducted		
Monitoring Sub-Total				0.00
CPA Safety Outcomes				
Incidence of Maltreatment	0.12%	Not Eligible		
Staff Training	76%	Not Eligible		
Safety Sub-Total			N/A	
CPA Permanency Outcomes				
Placement Stability	92%	Not Eligible		
Sibling Contacts	8%	None Planned		
Permanency Sub-Total			N/A	
CPA Well-Being Outcomes				
EPSDT Medical Visits	84%	Not Eligible		
EPSDT Dental Visits	83%	Not Eligible		
Academic Supports	80%	Not Eligible		
Provider ECEM Visits	91%	Not Eligible		
Provider General Contacts	88%	Not Eligible		
Well-Being Sub-Total			N/A	

*Performance calculation descriptions can be found in the FY 2016 RBWO PBP Measurements and Standards Guide.

Monitoring & Outcomes: Possible Points = 0		Points Earned: N/A	
Score Before Incentives Credit			N/A
Incentives Awarded			0.00 pts
PBP Verification			N/A pts
Total Score			N/A%

Provider/Program Name: On The Path - (5209) - CPA



DHS, DFCS, Office of Provider Management
Performance-Based Placement Measures
RBWO Provider GA+SCORECARD - CPA



Report Quarter: Q1 FY2016

# New Foster Homes During Quarter: 0		# Children in Care During Quarter: 0	# Placements During Quarter: 0	# Children in Care On Last Day: 0
CPA Incentive Credits	Avg Performance All CPAs (%)	Provider Performance (%)*	Possible Points (Weight)	Provider Points Earned
Early EPSDT Medical Visits		Not Eligible	2	
Early EPSDT Dental Visits		Not Eligible	2	
Permanency Contacts		None Planned	5	
Additional Academic Supports		Not Eligible	2	
Foster Hm Retention Rate (threshold = 90)		Not Eligible	2	0.00
Foster Hm Recruitment (threshold = 100)		0%	2	0.00
Active Agency Accreditation		0%	4	0.00
Staff Clinical Licensure		0%	5	0.00
Incentives Total	5.65		24	0.00
Maximum total combined incentive credit allowed is 10 points.			Incentives Awarded	0.00

*Performance calculation descriptions can be found in the FY 2016 RBWO PBP Measurements and Standards Guide.

Child Protective Services Investigations and Dispositions		
The following investigations data, which is not used for scoring but is considered significant to a provider's performance, is from Georgia SHINES and is not considered final or complete until the end of the fiscal year.		
Total Reports:	0	
Number Screened In:	0	
Number Screened Out:	0	
Number Substantiated:	0	
Number Unsubstantiated:	0	
Number Active CPS Investigations:	0	



DHS, DFCS, Office of Provider Management
Performance-Based Placement Measures
RBWO Provider GA+SCORECARD - CPA
Report Quarter: Q1 FY2016

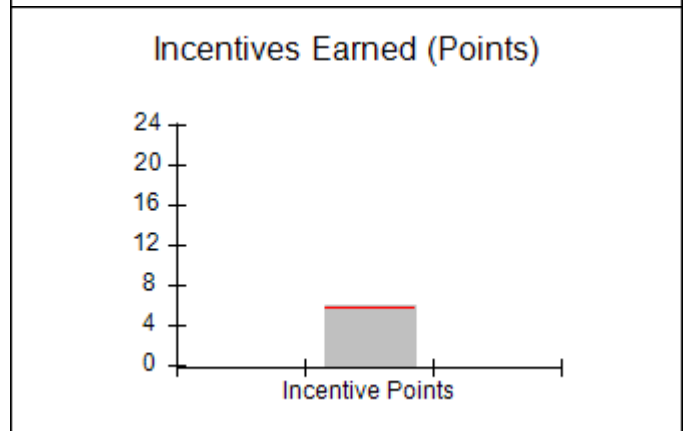
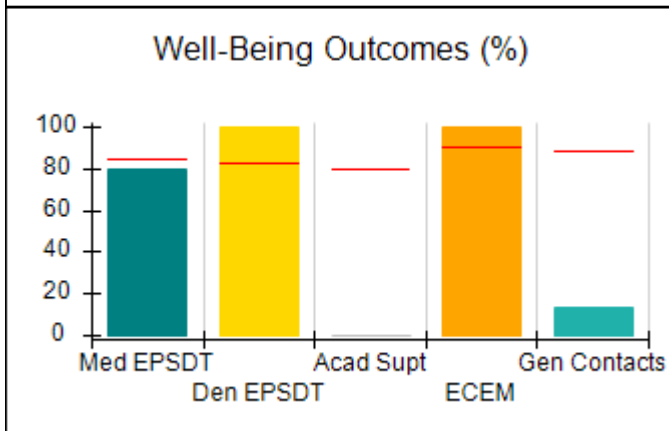
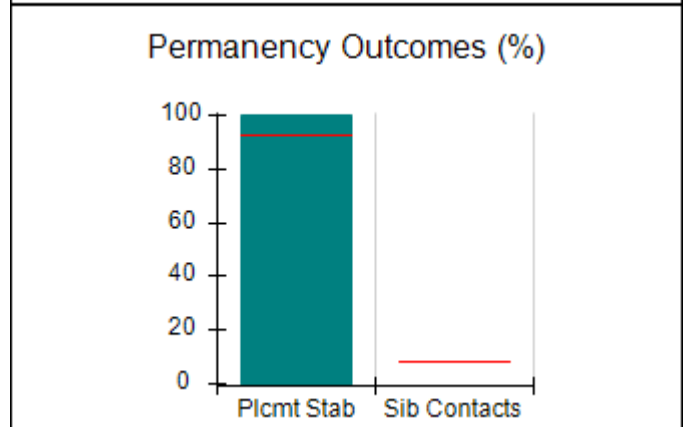
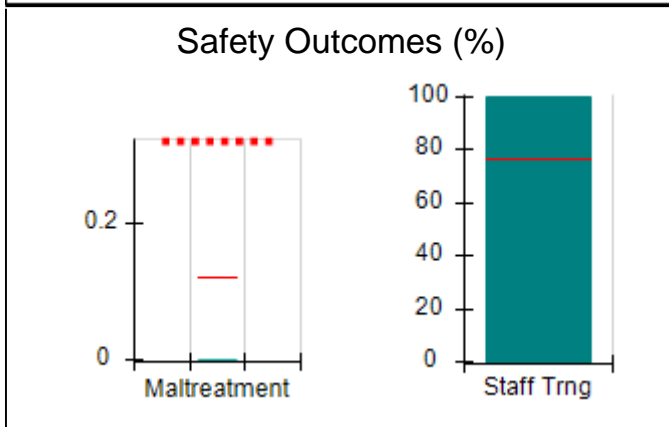
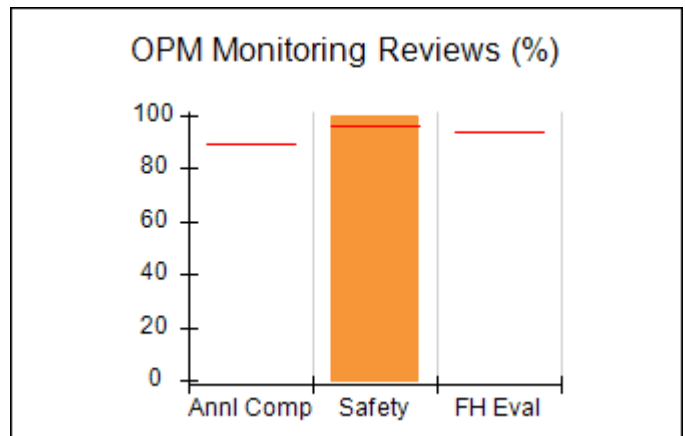
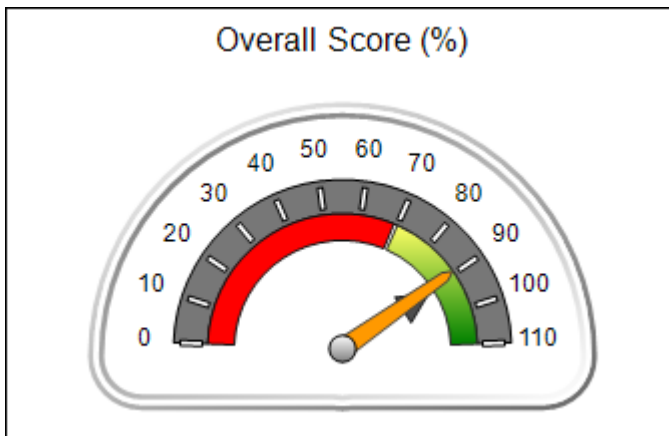


Provider/Program Name: Ray of Hope Foster Care, Inc. - (5189) - CPA

4405 Mall Blvd, Union City, GA 30291 Phone: 770-306-5144 Vendor ID# 125385	Quarterly Scores (Grades)		Current Quarter Score (Grade)
	Q1: 89.35 (B+)	Q2: 85.12 (B)	89.35% (B+)
	Q3: 90.83 (A-)	Q4: 84.72 (B)	
# New Foster Homes During Quarter: 2	# Children in Care During Quarter: 5	# Placements During Quarter: 5	# Children in Care On Last Day: 5
Quarterly Provider Comparisons to All CPAs			

■■■■■■■■ indicates MaITx Threshold

— indicates average for all CPAs





DHS, DFCS, Office of Provider Management
Performance-Based Placement Measures
RBWO Provider GA+SCORECARD - CPA
 Report Quarter: Q1 FY2016



Provider/Program Name: Ray of Hope Foster Care, Inc. - (5189) - CPA

4405 Mall Blvd, Union City, GA 30291 Phone: 770-306-5144 Vendor ID# 125385		Quarterly Scores (Grades)		Current Quarter Score (Grade)
		Q1: 89.35 (B+)	Q2: 85.12 (B)	89.35%
		Q3: 90.83 (A-)	Q4: 84.72 (B)	(B+)
# New Foster Homes During Quarter: 2		# Children in Care During Quarter: 5	# Placements During Quarter: 5	# Children in Care On Last Day: 5
	Avg Performance All CPAs (%)	Provider Performance (%)*	Possible Points (Weight)	Provider Points Earned
OPM Monitoring Reviews				
Annual Comprehensive Reviews	89%	Not Yet Conducted		
Safety Reviews	96%	100%	10	10.00
Foster Home Evaluation Qualitative Reviews	93%	Not Yet Conducted		
Monitoring Sub-Total			10	10.00
CPA Safety Outcomes				
Incidence of Maltreatment	0.12%	No Substantiated Reports	10	10.00
Staff Training	76%	100%	4	4.00
Safety Sub-Total			14	14.00
CPA Permanency Outcomes				
Placement Stability	92%	100%	15	15.00
Sibling Contacts	8%	None Planned		
Permanency Sub-Total			15	15.00
CPA Well-Being Outcomes				
EPSDT Medical Visits	84%	80%	4	3.20
EPSDT Dental Visits	83%	100%	4	4.00
Academic Supports	80%	0%	4	0.00
Provider ECEM Visits	91%	100%	7	7.00
Provider General Contacts	88%	14%	7	0.98
Well-Being Sub-Total			26	15.18

*Performance calculation descriptions can be found in the FY 2016 RBWO PBP Measurements and Standards Guide.

Monitoring & Outcomes: Possible Points = 65		Points Earned: 54.18	
Score Before Incentives Credit			83.35%
Incentives Awarded			6.00 pts
PBP Verification			N/A pts
Total Score			89.35%



DHS, DFCS, Office of Provider Management
Performance-Based Placement Measures
RBWO Provider GA+SCORECARD - CPA



Report Quarter: Q1 FY2016

Provider/Program Name: Ray of Hope Foster Care, Inc. - (5189) - CPA

# New Foster Homes During Quarter: 2		# Children in Care During Quarter: 5	# Placements During Quarter: 5	# Children in Care On Last Day: 5
CPA Incentive Credits	Avg Performance All CPAs (%)	Provider Performance (%)*	Possible Points (Weight)	Provider Points Earned
Early EPSDT Medical Visits		0%	2	0.00
Early EPSDT Dental Visits		100%	2	2.00
Permanency Contacts		None Planned	5	
Additional Academic Supports		0%	2	0.00
Foster Hm Retention Rate (threshold = 90)		100%	2	2.00
Foster Hm Recruitment (threshold = 100)		100%	2	2.00
Active Agency Accreditation		0%	4	0.00
Staff Clinical Licensure		0%	5	0.00
Incentives Total	5.65		24	6.00
Maximum total combined incentive credit allowed is 10 points.			Incentives Awarded	6.00

*Performance calculation descriptions can be found in the FY 2016 RBWO PBP Measurements and Standards Guide.

Child Protective Services Investigations and Dispositions

The following investigations data, which is not used for scoring but is considered significant to a provider's performance, is from Georgia SHINES and is not considered final or complete until the end of the fiscal year.

Total Reports:	0
Number Screened In:	0
Number Screened Out:	0
Number Substantiated:	0
Number Unsubstantiated:	0
Number Active CPS Investigations:	0



DHS, DFCS, Office of Provider Management
Performance-Based Placement Measures
RBWO Provider GA+SCORECARD - CPA



Report Quarter: Q1 FY2016

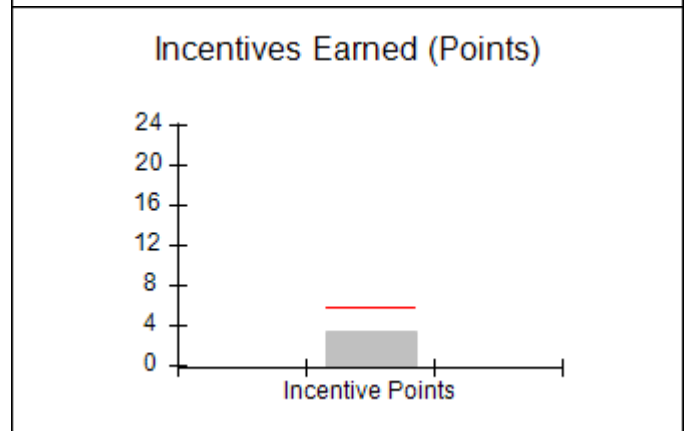
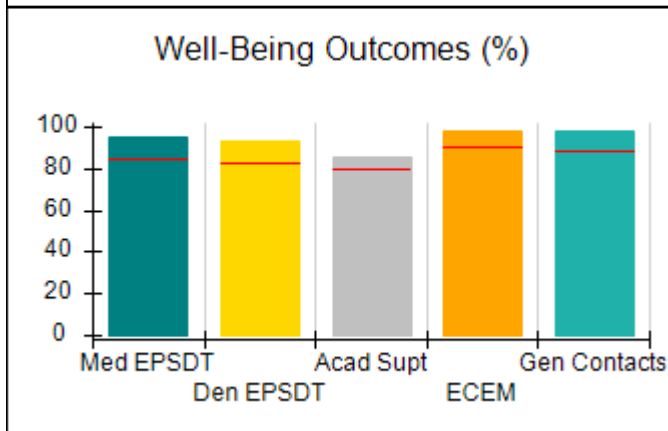
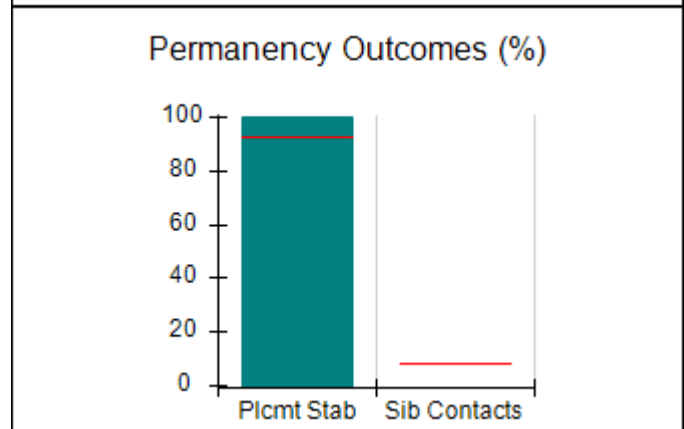
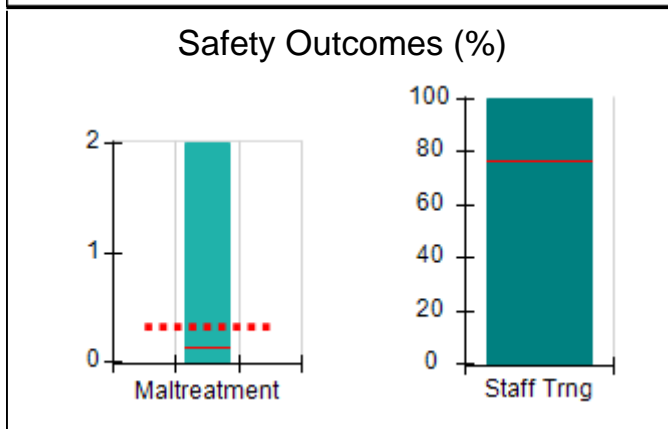
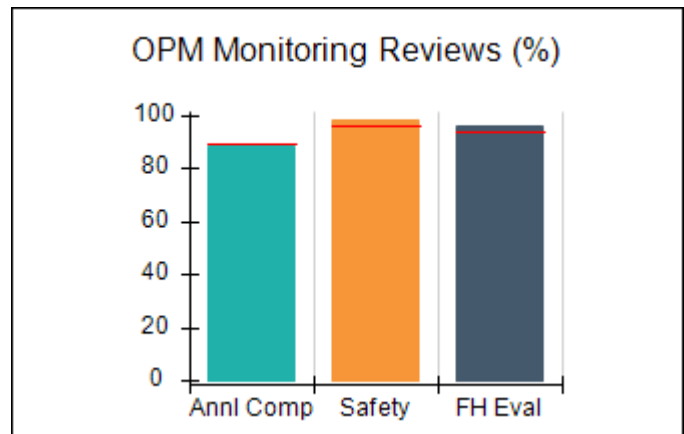
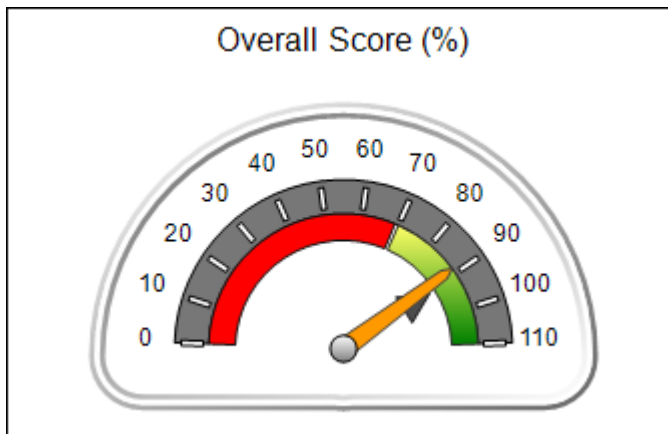
Provider/Program Name: Trinity J and D, LLC - Trinity J and D, LLC (980) - CPA

7805 Waters Avenue, Savannah, GA 31406 Phone: 912-443-3799 Vendor ID# 40245	Quarterly Scores (Grades)		Current Quarter Score (Grade)
	Q1: 88.54 (B+)	Q2: 97.55 (A+)	88.54% (B+)
	Q3: 93.48 (A-)	Q4: 94.24 (A)	
# New Foster Homes During Quarter: 0	# Children in Care During Quarter: 45	# Placements During Quarter: 45	# Children in Care On Last Day: 32

Quarterly Provider Comparisons to All CPAs

■■■■■■■■ indicates MaITx Threshold

— indicates average for all CPAs





DHS, DFCS, Office of Provider Management
Performance-Based Placement Measures
RBWO Provider GA+SCORECARD - CPA
 Report Quarter: Q1 FY2016



Provider/Program Name: Trinity J and D, LLC - Trinity J and D, LLC (980) - CPA

7805 Waters Avenue, Savannah, GA 31406 Phone: 912-443-3799 Vendor ID# 40245	Quarterly Scores (Grades)		Current Quarter Score (Grade)
	Q1: 88.54 (B+)	Q2: 97.55 (A+)	88.54%
	Q3: 93.48 (A-)	Q4: 94.24 (A)	(B+)

# New Foster Homes During Quarter: 0	# Children in Care During Quarter: 45	# Placements During Quarter: 45	# Children in Care On Last Day: 32
--------------------------------------	---------------------------------------	---------------------------------	------------------------------------

	Avg Performance All CPAs (%)	Provider Performance (%)*	Possible Points (Weight)	Provider Points Earned
--	-------------------------------------	----------------------------------	---------------------------------	-------------------------------

OPM Monitoring Reviews

Annual Comprehensive Reviews	89%	88%	25	22.08
Safety Reviews	96%	98%	10	9.78
Foster Home Evaluation Qualitative Reviews	93%	96%	10	9.62
Monitoring Sub-Total			45	41.48

CPA Safety Outcomes

Incidence of Maltreatment	0.12%	1 Substantiated Report	10	0.00
Staff Training	76%	100%	4	4.00
Safety Sub-Total			14	4.00

CPA Permanency Outcomes

Placement Stability	92%	100%	15	15.00
Sibling Contacts	8%	None Planned		
Permanency Sub-Total			15	15.00

CPA Well-Being Outcomes

EPSDT Medical Visits	84%	95%	4	3.80
EPSDT Dental Visits	83%	93%	4	3.72
Academic Supports	80%	85%	4	3.40
Provider ECEM Visits	91%	98%	7	6.86
Provider General Contacts	88%	98%	7	6.86
Well-Being Sub-Total			26	24.64

*Performance calculation descriptions can be found in the FY 2016 RBWO PBP Measurements and Standards Guide.

Monitoring & Outcomes: Possible Points = 100		Points Earned: 85.12	
Score Before Incentives Credit			85.12%
Incentives Awarded			3.42 pts
PBP Verification			N/A pts
Total Score			88.54%



DHS, DFCS, Office of Provider Management
Performance-Based Placement Measures
RBWO Provider GA+SCORECARD - CPA
Report Quarter: Q1 FY2016



Provider/Program Name: Trinity J and D, LLC - Trinity J and D, LLC (980) - CPA

# New Foster Homes During Quarter: 0		# Children in Care During Quarter: 45	# Placements During Quarter: 45	# Children in Care On Last Day: 32
CPA Incentive Credits	Avg Performance All CPAs (%)	Provider Performance (%)*	Possible Points (Weight)	Provider Points Earned
Early EPSDT Medical Visits		0%	2	0.00
Early EPSDT Dental Visits		71%	2	1.42
Permanency Contacts		None Planned	5	
Additional Academic Supports		0%	2	0.00
Foster Hm Retention Rate (threshold = 90)		95%	2	2.00
Foster Hm Recruitment (threshold = 100)		0%	2	0.00
Active Agency Accreditation		0%	4	0.00
Staff Clinical Licensure		0%	5	0.00
Incentives Total	5.65		24	3.42
Maximum total combined incentive credit allowed is 10 points.			Incentives Awarded	3.42

*Performance calculation descriptions can be found in the FY 2016 RBWO PBP Measurements and Standards Guide.

Child Protective Services Investigations and Dispositions

The following investigations data, which is not used for scoring but is considered significant to a provider's performance, is from Georgia SHINES and is not considered final or complete until the end of the fiscal year.

Total Reports:	4
Number Screened In:	2
Number Screened Out:	2
Number Substantiated:	1
Number Unsubstantiated:	1
Number Active CPS Investigations:	0



DHS, DFCS, Office of Provider Management
Performance-Based Placement Measures
RBWO Provider GA+SCORECARD - CPA



Report Quarter: Q1 FY2016

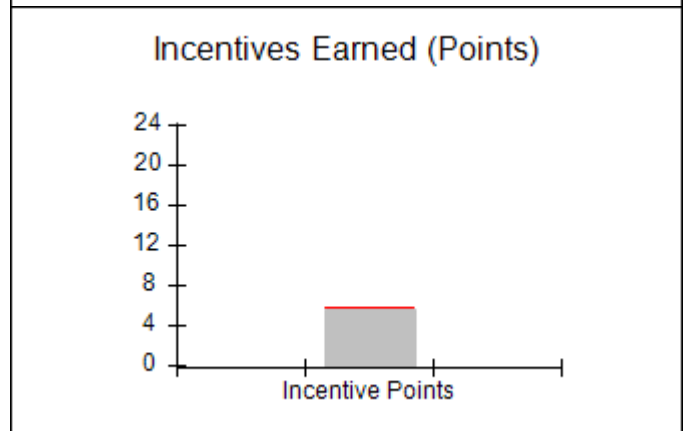
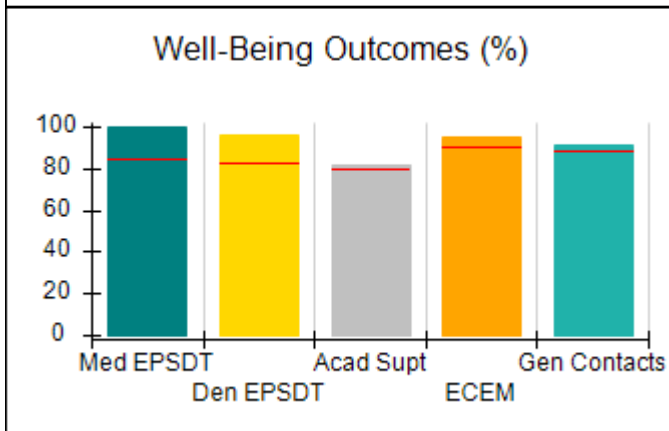
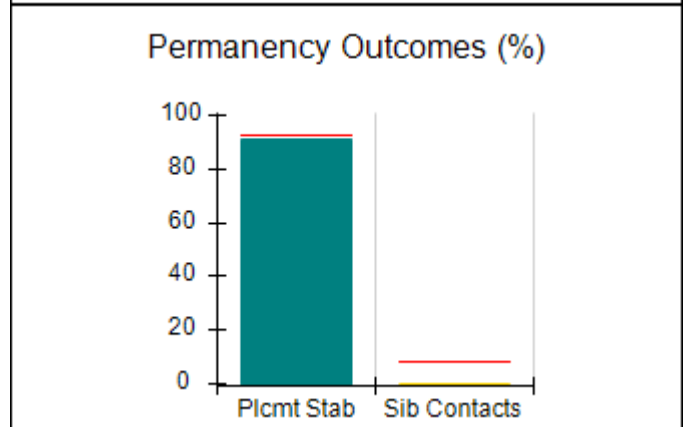
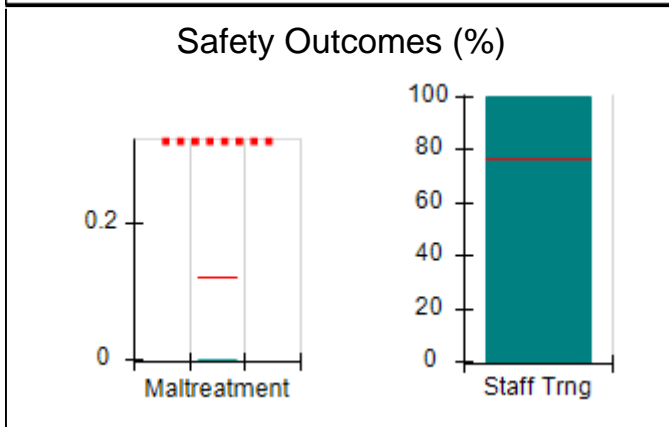
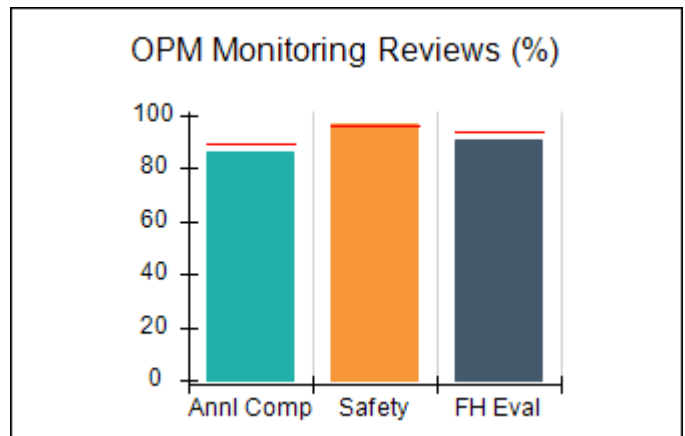
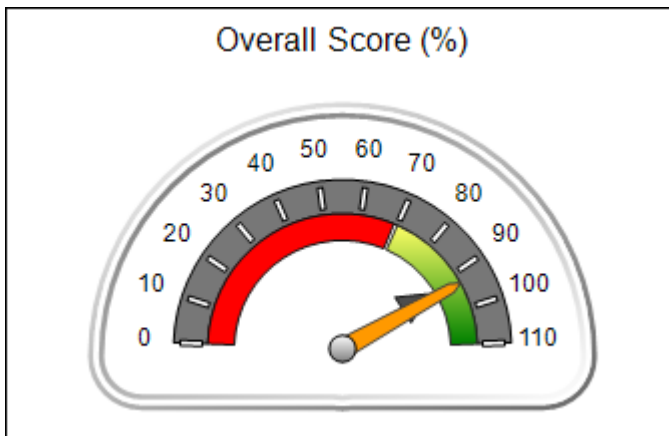
Provider/Program Name: Twin Cedars Youth Services - Foster Care (932) - CPA

99 Johnson Street, LaGrange, GA 30241 Phone: 706-884-1717 Vendor ID# 35611	Quarterly Scores (Grades)		Current Quarter Score (Grade)
	Q1: 93.12 (A-)	Q2: 89.05 (B+)	93.12% (A-)
	Q3: 93.61 (A-)	Q4: 84.26 (B)	
# New Foster Homes During Quarter: 0	# Children in Care During Quarter: 32	# Placements During Quarter: 34	# Children in Care On Last Day: 23

Quarterly Provider Comparisons to All CPAs

■■■■■■■■ indicates MalTx Threshold

— indicates average for all CPAs





DHS, DFCS, Office of Provider Management
Performance-Based Placement Measures
RBWO Provider GA+SCORECARD - CPA
 Report Quarter: Q1 FY2016



Provider/Program Name: Twin Cedars Youth Services - Foster Care (932) - CPA

99 Johnson Street, LaGrange, GA 30241 Phone: 706-884-1717 Vendor ID# 35611		Quarterly Scores (Grades)		Current Quarter Score (Grade)
		Q1: 93.12 (A-)	Q2: 89.05 (B+)	93.12% (A-)
		Q3: 93.61 (A-)	Q4: 84.26 (B)	
# New Foster Homes During Quarter: 0		# Children in Care During Quarter: 32	# Placements During Quarter: 34	# Children in Care On Last Day: 23
	Avg Performance All CPAs (%)	Provider Performance (%)*	Possible Points (Weight)	Provider Points Earned
OPM Monitoring Reviews				
Annual Comprehensive Reviews	89%	86%	25	21.58
Safety Reviews	96%	96%	10	9.63
Foster Home Evaluation Qualitative Reviews	93%	90%	10	9.03
Monitoring Sub-Total			45	40.24
CPA Safety Outcomes				
Incidence of Maltreatment	0.12%	No Substantiated Reports	10	10.00
Staff Training	76%	100%	4	4.00
Safety Sub-Total			14	14.00
CPA Permanency Outcomes				
Placement Stability	92%	91%	10	9.10
Sibling Contacts	8%	0%	5	0.00
Permanency Sub-Total			15	9.10
CPA Well-Being Outcomes				
EPSDT Medical Visits	84%	100%	4	4.00
EPSDT Dental Visits	83%	96%	4	3.84
Academic Supports	80%	82%	4	3.28
Provider ECEM Visits	91%	95%	7	6.65
Provider General Contacts	88%	91%	7	6.37
Well-Being Sub-Total			26	24.14

*Performance calculation descriptions can be found in the FY 2016 RBWO PBP Measurements and Standards Guide.

Monitoring & Outcomes: Possible Points = 100		Points Earned: 87.48	
Score Before Incentives Credit			87.48%
Incentives Awarded			5.64 pts
PBP Verification			N/A pts
Total Score			93.12%



DHS, DFCS, Office of Provider Management
Performance-Based Placement Measures
RBWO Provider GA+SCORECARD - CPA



Report Quarter: Q1 FY2016

Provider/Program Name: Twin Cedars Youth Services - Foster Care (932) - CPA

# New Foster Homes During Quarter: 0		# Children in Care During Quarter: 32	# Placements During Quarter: 34	# Children in Care On Last Day: 23
CPA Incentive Credits	Avg Performance All CPAs (%)	Provider Performance (%)*	Possible Points (Weight)	Provider Points Earned
Early EPSDT Medical Visits		100%	2	2.00
Early EPSDT Dental Visits		75%	2	1.50
Permanency Contacts		0%	5	0.00
Additional Academic Supports		7%	2	0.14
Foster Hm Retention Rate (threshold = 90)		93%	2	2.00
Foster Hm Recruitment (threshold = 100)		25%	2	0.00
Active Agency Accreditation		0%	4	0.00
Staff Clinical Licensure		0%	5	0.00
Incentives Total	5.65		24	5.64
Maximum total combined incentive credit allowed is 10 points.			Incentives Awarded	5.64

*Performance calculation descriptions can be found in the FY 2016 RBWO PBP Measurements and Standards Guide.

Child Protective Services Investigations and Dispositions

The following investigations data, which is not used for scoring but is considered significant to a provider's performance, is from Georgia SHINES and is not considered final or complete until the end of the fiscal year.

Total Reports:	1
Number Screened In:	1
Number Screened Out:	0
Number Substantiated:	0
Number Unsubstantiated:	0
Number Active CPS Investigations:	1



DHS, DFCS, Office of Provider Management
Performance-Based Placement Measures
RBWO Provider GA+SCORECARD - CPA



Report Quarter: Q1 FY2016

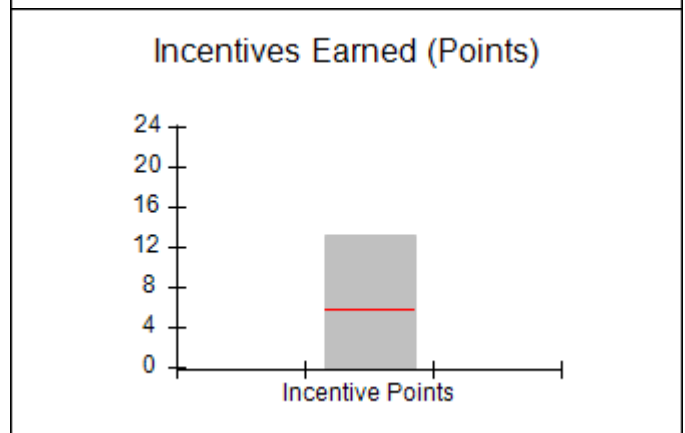
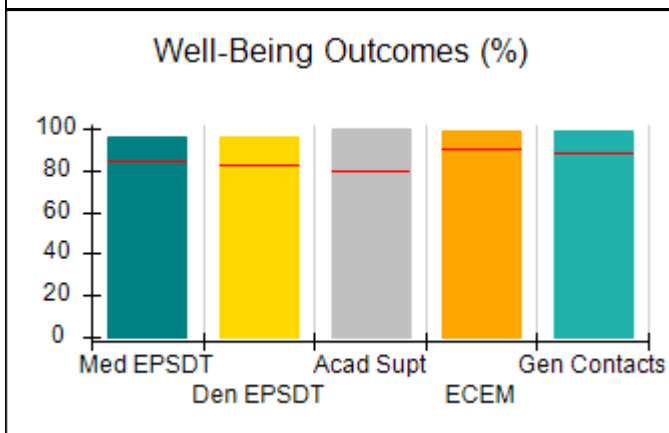
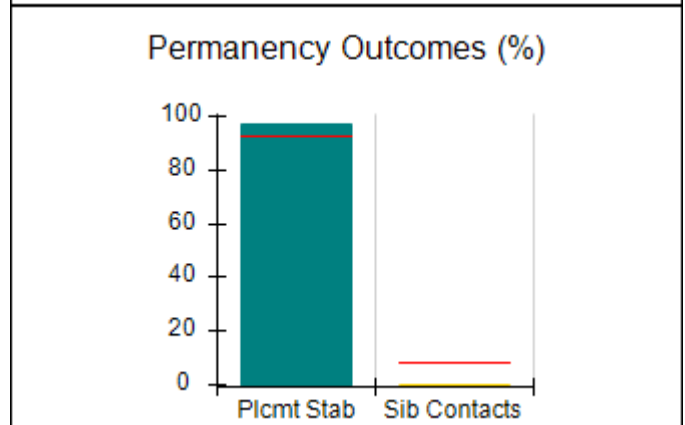
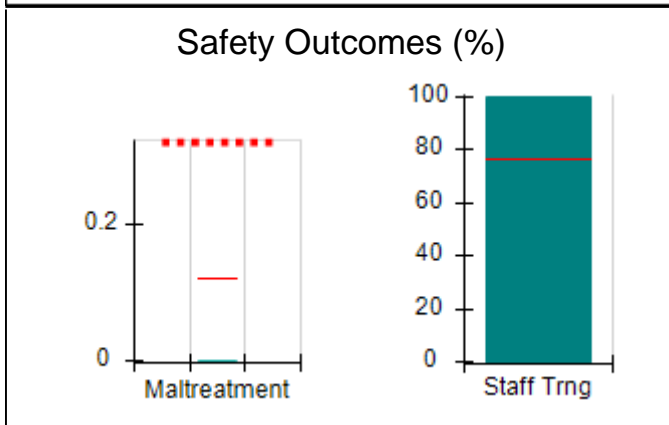
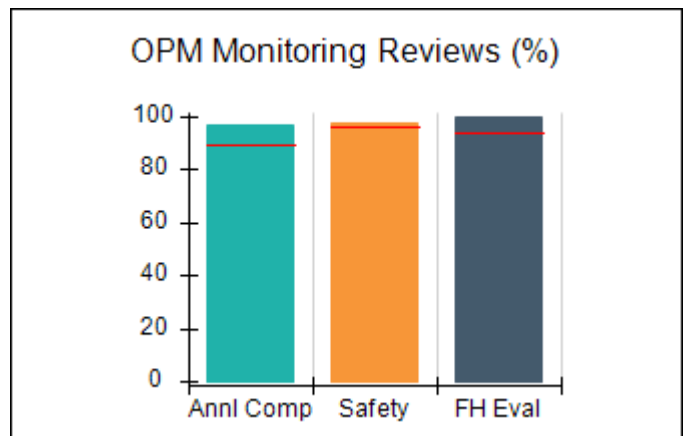
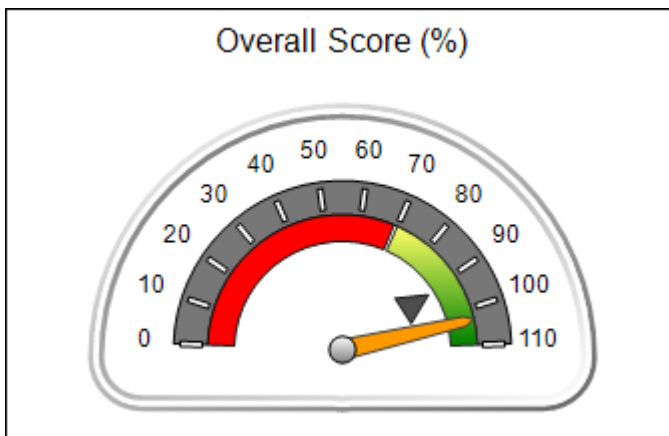
Provider/Program Name: United Methodist Children Home of the North GA Conference - (847) - CPA

500 South Columbia Dr., Decatur, GA 30030 Phone: 404-327-5820 Vendor ID# 45624	Quarterly Scores (Grades)		Current Quarter Score (Grade)
	Q1: 103.16 (A+)	Q2: 101.44 (A+)	103.16% (A+)
	Q3: 107.49 (A+)	Q4: 102.08 (A+)	
# New Foster Homes During Quarter: 8	# Children in Care During Quarter: 93	# Placements During Quarter: 96	# Children in Care On Last Day: 76

Quarterly Provider Comparisons to All CPAs

■■■■■■■■ indicates MalTx Threshold

— indicates average for all CPAs





DHS, DFCS, Office of Provider Management
Performance-Based Placement Measures
RBWO Provider GA+SCORECARD - CPA



Report Quarter: Q1 FY2016

Provider/Program Name: United Methodist Children Home of the North GA Conference - (847) - CPA

500 South Columbia Dr., Decatur, GA 30030 Phone: 404-327-5820 Vendor ID# 45624	Quarterly Scores (Grades)		Current Quarter Score (Grade)
	Q1: 103.16 (A+)	Q2: 101.44 (A+)	103.16%
	Q3: 107.49 (A+)	Q4: 102.08 (A+)	(A+)

# New Foster Homes During Quarter: 8	# Children in Care During Quarter: 93	# Placements During Quarter: 96	# Children in Care On Last Day: 76
--------------------------------------	---------------------------------------	---------------------------------	------------------------------------

	Avg Performance All CPAs (%)	Provider Performance (%)*	Possible Points (Weight)	Provider Points Earned
--	-------------------------------------	----------------------------------	---------------------------------	-------------------------------

OPM Monitoring Reviews

Annual Comprehensive Reviews	89%	97%	25	24.25
Safety Reviews	96%	97%	10	9.70
Foster Home Evaluation Qualitative Reviews	93%	100%	10	9.96
Monitoring Sub-Total			45	43.92

CPA Safety Outcomes

Incidence of Maltreatment	0.12%	No Substantiated Reports	10	10.00
Staff Training	76%	100%	4	4.00
Safety Sub-Total			14	14.00

CPA Permanency Outcomes

Placement Stability	92%	97%	10	9.70
Sibling Contacts	8%	0%	5	0.00
Permanency Sub-Total			15	9.70

CPA Well-Being Outcomes

EPSDT Medical Visits	84%	96%	4	3.84
EPSDT Dental Visits	83%	96%	4	3.84
Academic Supports	80%	100%	4	4.00
Provider ECEM Visits	91%	99%	7	6.93
Provider General Contacts	88%	99%	7	6.93
Well-Being Sub-Total			26	25.54

*Performance calculation descriptions can be found in the FY 2016 RBWO PBP Measurements and Standards Guide.

Monitoring & Outcomes: Possible Points = 100	Points Earned: 93.16
Score Before Incentives Credit	93.16%
Incentives Awarded	10.00 pts
PBP Verification	N/A pts
Total Score	103.16%



DHS, DFCS, Office of Provider Management
Performance-Based Placement Measures
RBWO Provider GA+SCORECARD - CPA



Report Quarter: Q1 FY2016

Provider/Program Name: United Methodist Children Home of the North GA Conference - (847) - CPA

# New Foster Homes During Quarter: 8		# Children in Care During Quarter: 93	# Placements During Quarter: 96	# Children in Care On Last Day: 76
CPA Incentive Credits	Avg Performance All CPAs (%)	Provider Performance (%)*	Possible Points (Weight)	Provider Points Earned
Early EPSDT Medical Visits		86%	2	1.72
Early EPSDT Dental Visits		76%	2	1.52
Permanency Contacts		86%	5	4.30
Additional Academic Supports		6%	2	0.12
Foster Hm Retention Rate (threshold = 90)		84%	2	0.00
Foster Hm Recruitment (threshold = 100)		175%	2	2.00
Active Agency Accreditation		50%	4	2.00
Staff Clinical Licensure		30%	5	1.50
Incentives Total	5.65		24	13.16
Maximum total combined incentive credit allowed is 10 points.			Incentives Awarded	10.00

*Performance calculation descriptions can be found in the FY 2016 RBWO PBP Measurements and Standards Guide.

Child Protective Services Investigations and Dispositions

The following investigations data, which is not used for scoring but is considered significant to a provider's performance, is from Georgia SHINES and is not considered final or complete until the end of the fiscal year.

Total Reports:	2
Number Screened In:	1
Number Screened Out:	1
Number Substantiated:	0
Number Unsubstantiated:	1
Number Active CPS Investigations:	0



DHS, DFCS, Office of Provider Management
Performance-Based Placement Measures
RBWO Provider GA+SCORECARD - CPA



Report Quarter: Q1 FY2016

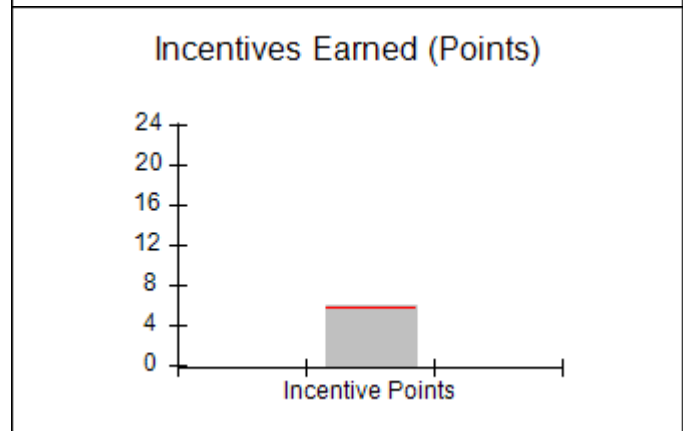
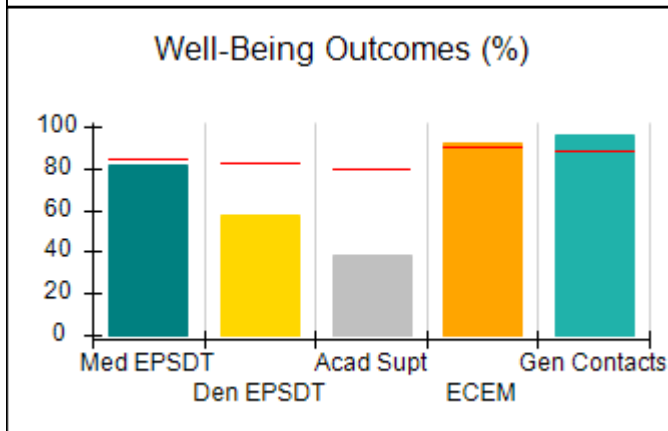
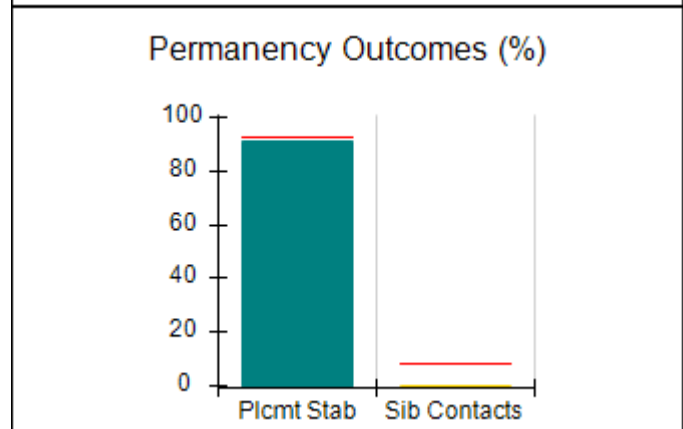
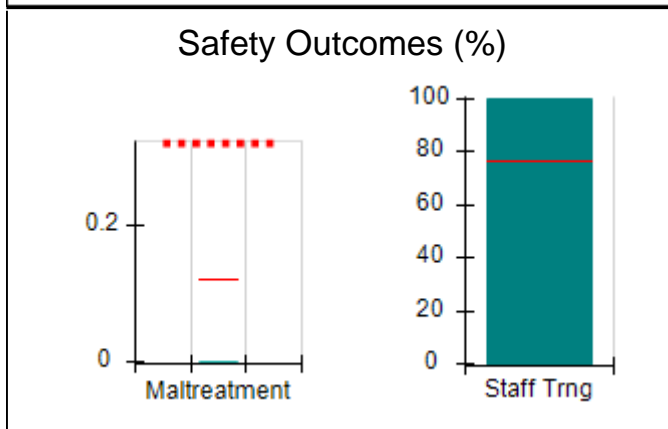
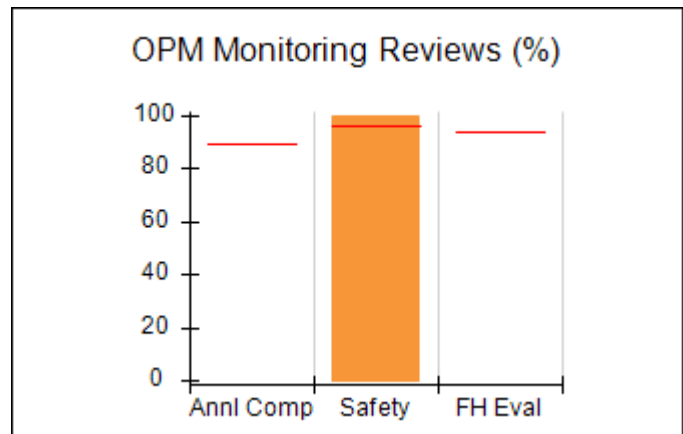
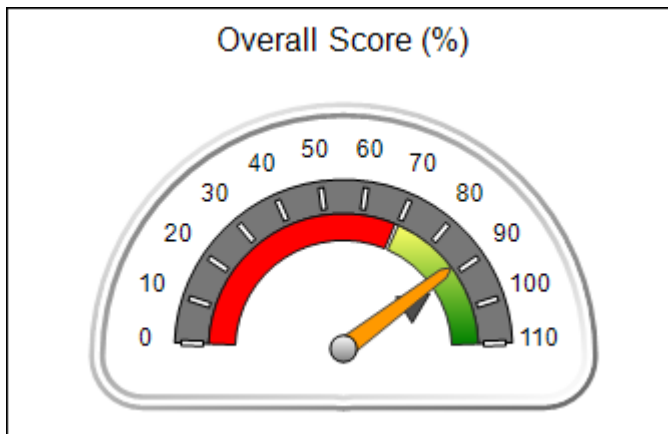
Provider/Program Name: Uniting Hope 4 Children - Loganville (5188) - CPA

1949 Highway 81, Loganville, GA 30052 Phone: 678-585-4686 Vendor ID# 125643	Quarterly Scores (Grades)		Current Quarter Score (Grade)
	Q1: 88.20 (B+)	Q2: 87.54 (B+)	88.20%
	Q3: 88.62 (B+)	Q4: 86.35 (B)	(B+)
# New Foster Homes During Quarter: 19	# Children in Care During Quarter: 100	# Placements During Quarter: 107	# Children in Care On Last Day: 81

Quarterly Provider Comparisons to All CPAs

■■■■■■■■ indicates MalTx Threshold

— indicates average for all CPAs





DHS, DFCS, Office of Provider Management
Performance-Based Placement Measures
RBWO Provider GA+SCORECARD - CPA



Report Quarter: Q1 FY2016

Provider/Program Name: Uniting Hope 4 Children - Loganville (5188) - CPA

1949 Highway 81, Loganville, GA 30052		Quarterly Scores (Grades)		Current Quarter Score (Grade)
Phone: 678-585-4686		Q1: 88.20 (B+)	Q2: 87.54 (B+)	88.20%
Vendor ID# 125643		Q3: 88.62 (B+)	Q4: 86.35 (B)	(B+)
# New Foster Homes During Quarter: 19		# Children in Care During Quarter: 100	# Placements During Quarter: 107	# Children in Care On Last Day: 81
	Avg Performance All CPAs (%)	Provider Performance (%)*	Possible Points (Weight)	Provider Points Earned
OPM Monitoring Reviews				
Annual Comprehensive Reviews	89%	Not Yet Conducted		
Safety Reviews	96%	100%	10	10.00
Foster Home Evaluation Qualitative Reviews	93%	Not Yet Conducted		
Monitoring Sub-Total			10	10.00
CPA Safety Outcomes				
Incidence of Maltreatment	0.12%	No Substantiated Reports	10	10.00
Staff Training	76%	100%	4	4.00
Safety Sub-Total			14	14.00
CPA Permanency Outcomes				
Placement Stability	92%	91%	10	9.10
Sibling Contacts	8%	0%	5	0.00
Permanency Sub-Total			15	9.10
CPA Well-Being Outcomes				
EPSDT Medical Visits	84%	82%	4	3.28
EPSDT Dental Visits	83%	58%	4	2.32
Academic Supports	80%	39%	4	1.56
Provider ECEM Visits	91%	92%	7	6.44
Provider General Contacts	88%	96%	7	6.72
Well-Being Sub-Total			26	20.32

*Performance calculation descriptions can be found in the FY 2016 RBWO PBP Measurements and Standards Guide.

Monitoring & Outcomes: Possible Points = 65		Points Earned: 53.42	
Score Before Incentives Credit			82.18%
Incentives Awarded			6.02 pts
PBP Verification			N/A pts
Total Score			88.20%



DHS, DFCS, Office of Provider Management
Performance-Based Placement Measures
RBWO Provider GA+SCORECARD - CPA



Report Quarter: Q1 FY2016

Provider/Program Name: Uniting Hope 4 Children - Loganville (5188) - CPA

# New Foster Homes During Quarter: 19		# Children in Care During Quarter: 100	# Placements During Quarter: 107	# Children in Care On Last Day: 81
CPA Incentive Credits	Avg Performance All CPAs (%)	Provider Performance (%)*	Possible Points (Weight)	Provider Points Earned
Early EPSDT Medical Visits		65%	2	1.30
Early EPSDT Dental Visits		17%	2	0.34
Permanency Contacts		0%	5	0.00
Additional Academic Supports		19%	2	0.38
Foster Hm Retention Rate (threshold = 90)		93%	2	2.00
Foster Hm Recruitment (threshold = 100)		525%	2	2.00
Active Agency Accreditation		0%	4	0.00
Staff Clinical Licensure		0%	5	0.00
Incentives Total	5.65		24	6.02
Maximum total combined incentive credit allowed is 10 points.			Incentives Awarded	6.02

*Performance calculation descriptions can be found in the FY 2016 RBWO PBP Measurements and Standards Guide.

Child Protective Services Investigations and Dispositions

The following investigations data, which is not used for scoring but is considered significant to a provider's performance, is from Georgia SHINES and is not considered final or complete until the end of the fiscal year.

Total Reports:	0
Number Screened In:	0
Number Screened Out:	0
Number Substantiated:	0
Number Unsubstantiated:	0
Number Active CPS Investigations:	0



DHS, DFCS, Office of Provider Management
Performance-Based Placement Measures
RBWO Provider GA+SCORECARD - CPA



Report Quarter: Q1 FY2016

Provider/Program Name: Universal Health Services of Savannah - Coastal Harbor Families (990) - CPA

1150 Cornell Avenue, Savannah, GA 31406

Phone: 912-355-6437

Vendor ID# 44182

Quarterly Scores (Grades)

Current Quarter Score (Grade)

Q1: 82.24 (B-)

Q2: 76.40 (C)

82.24%

Q3: 90.16 (A-)

Q4: 100.14 (A+)

(B-)

New Foster Homes During Quarter: 1

Children in Care During Quarter: 42

Placements During Quarter: 42

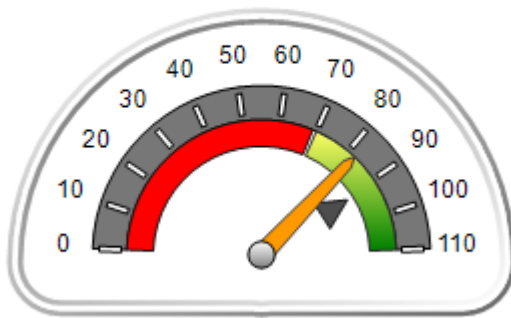
Children in Care On Last Day: 39

Quarterly Provider Comparisons to All CPAs

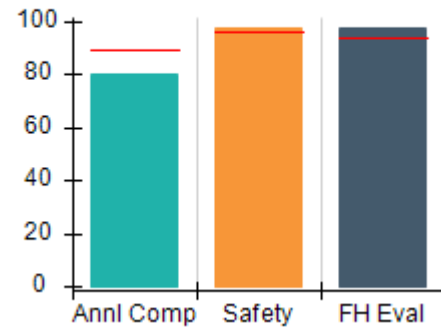
■■■■■■■■ indicates MalTx Threshold

— indicates average for all CPAs

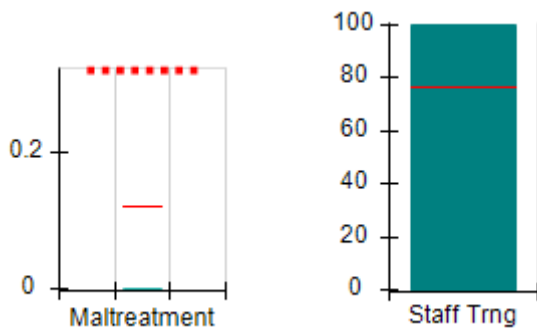
Overall Score (%)



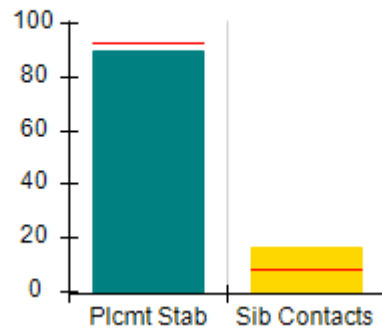
OPM Monitoring Reviews (%)



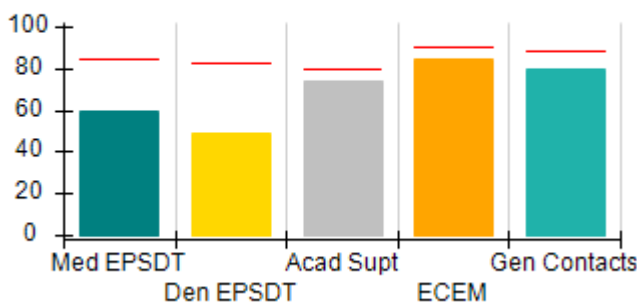
Safety Outcomes (%)




Permanency Outcomes (%)



Well-Being Outcomes (%)



Incentives Earned (Points)





DHS, DFCS, Office of Provider Management
Performance-Based Placement Measures
RBWO Provider GA+SCORECARD - CPA



Report Quarter: Q1 FY2016

Provider/Program Name: Universal Health Services of Savannah - Coastal Harbor Families (990) - CPA				
1150 Cornell Avenue, Savannah, GA 31406 Phone: 912-355-6437 Vendor ID# 44182		Quarterly Scores (Grades)		Current Quarter Score (Grade)
		Q1: 82.24 (B-)	Q2: 76.40 (C)	82.24%
		Q3: 90.16 (A-)	Q4: 100.14 (A+)	(B-)
# New Foster Homes During Quarter: 1		# Children in Care During Quarter: 42	# Placements During Quarter: 42	# Children in Care On Last Day: 39
	Avg Performance All CPAs (%)	Provider Performance (%)*	Possible Points (Weight)	Provider Points Earned
OPM Monitoring Reviews				
Annual Comprehensive Reviews	89%	80%	25	20.08
Safety Reviews	96%	97%	10	9.74
Foster Home Evaluation Qualitative Reviews	93%	97%	10	9.72
Monitoring Sub-Total			45	39.54
CPA Safety Outcomes				
Incidence of Maltreatment	0.12%	No Substantiated Reports	10	10.00
Staff Training	76%	100%	4	4.00
Safety Sub-Total			14	14.00
CPA Permanency Outcomes				
Placement Stability	92%	90%	10	9.00
Sibling Contacts	8%	16%	5	0.80
Permanency Sub-Total			15	9.80
CPA Well-Being Outcomes				
EPSDT Medical Visits	84%	60%	4	2.40
EPSDT Dental Visits	83%	49%	4	1.96
Academic Supports	80%	74%	4	2.96
Provider ECEM Visits	91%	84%	7	5.88
Provider General Contacts	88%	80%	7	5.60
Well-Being Sub-Total			26	18.80
*Performance calculation descriptions can be found in the FY 2016 RBWO PBP Measurements and Standards Guide.				

Monitoring & Outcomes: Possible Points = 100		Points Earned: 82.14	
Score Before Incentives Credit		82.14%	
Incentives Awarded		0.10 pts	
PBP Verification		N/A pts	
Total Score		82.24%	



DHS, DFCS, Office of Provider Management
Performance-Based Placement Measures
RBWO Provider GA+SCORECARD - CPA



Report Quarter: Q1 FY2016

Provider/Program Name: Universal Health Services of Savannah - Coastal Harbor Families (990) - CPA

# New Foster Homes During Quarter: 1		# Children in Care During Quarter: 42	# Placements During Quarter: 42	# Children in Care On Last Day: 39
CPA Incentive Credits	Avg Performance All CPAs (%)	Provider Performance (%)*	Possible Points (Weight)	Provider Points Earned
Early EPSDT Medical Visits		0%	2	0.00
Early EPSDT Dental Visits		5%	2	0.10
Permanency Contacts		0%	5	0.00
Additional Academic Supports		0%	2	0.00
Foster Hm Retention Rate (threshold = 90)		79%	2	0.00
Foster Hm Recruitment (threshold = 100)		0%	2	0.00
Active Agency Accreditation		0%	4	0.00
Staff Clinical Licensure		0%	5	0.00
Incentives Total	5.65		24	0.10
Maximum total combined incentive credit allowed is 10 points.			Incentives Awarded	0.10

*Performance calculation descriptions can be found in the FY 2016 RBWO PBP Measurements and Standards Guide.

Child Protective Services Investigations and Dispositions

The following investigations data, which is not used for scoring but is considered significant to a provider's performance, is from Georgia SHINES and is not considered final or complete until the end of the fiscal year.

Total Reports:	1
Number Screened In:	1
Number Screened Out:	0
Number Substantiated:	0
Number Unsubstantiated:	0
Number Active CPS Investigations:	1