



**DHS, DFCS, Office of Provider Management**  
**Performance-Based Placement Measures**  
**RBWO Provider GA+SCORECARD - CPA**



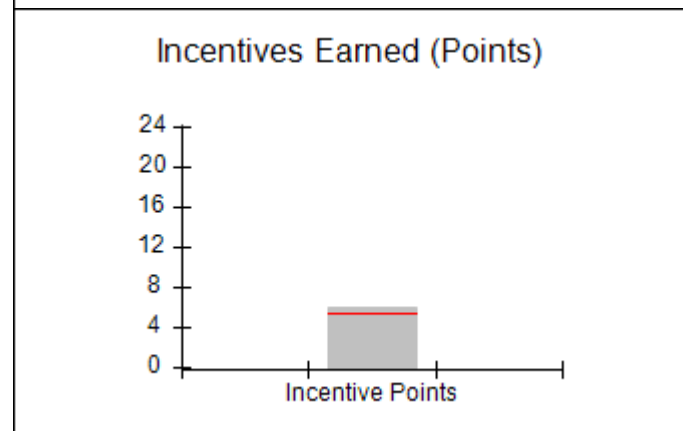
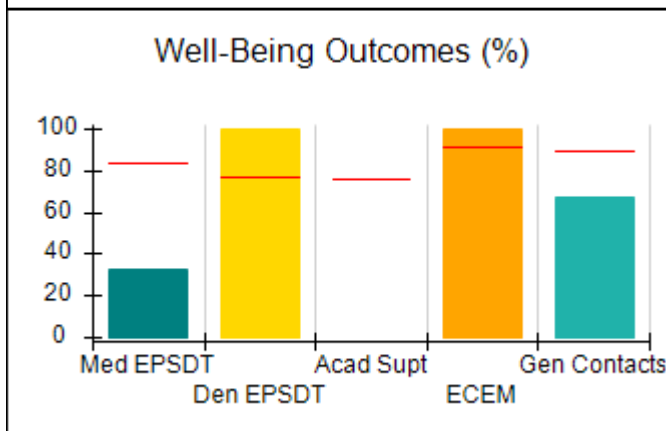
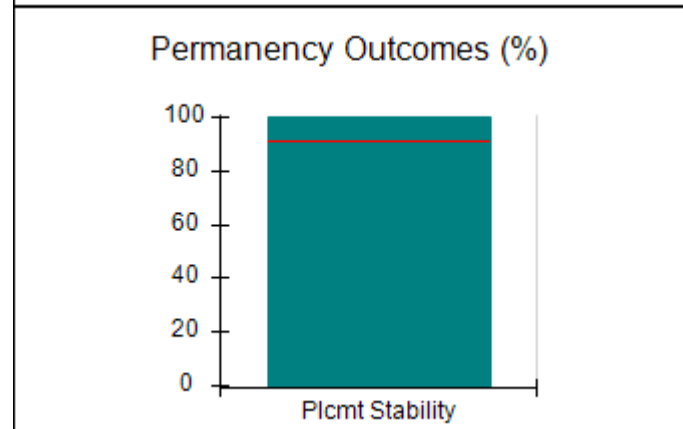
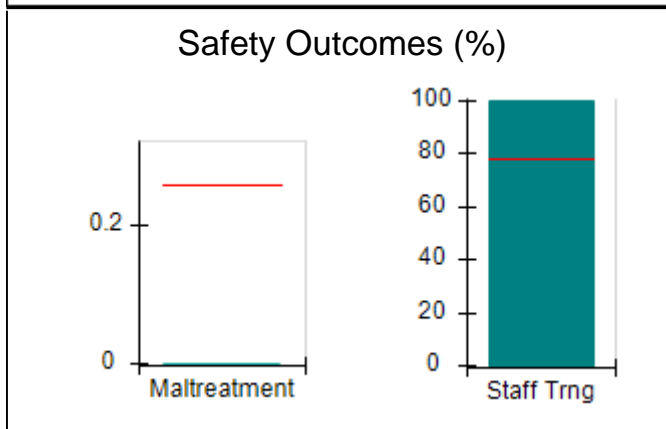
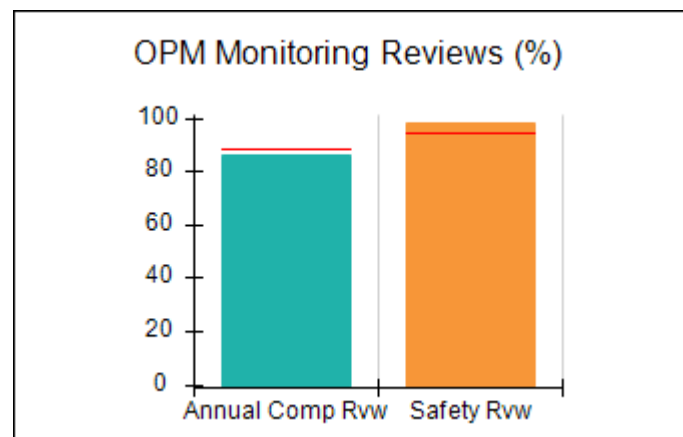
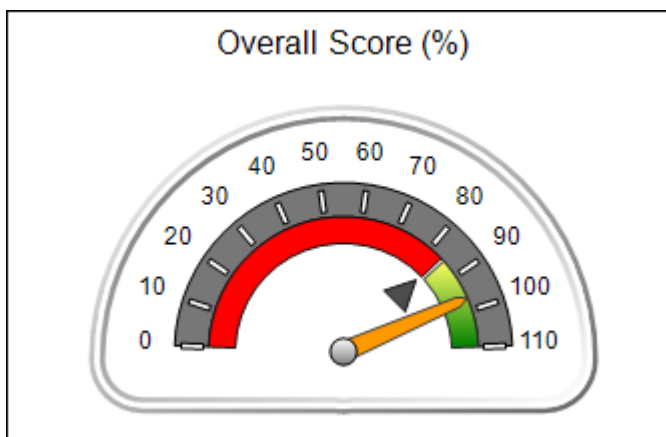
**Report Quarter: Q4 FY2017**

**Provider/Program Name: All God's Children - (861) - CPA**

<b>1671 Meriweather Dr., Watkinsville, GA 30677</b>  <b>Phone: 706-316-2421</b>  <b>Vendor ID# 35219</b>	Quarterly Scores (Grades)		Current Quarter Score (Grade)
	<b>Q1: 95.46 (A)</b>	<b>Q2: 99.18 (A+)</b>	<b>96.68%</b> <b>(A)</b>
	<b>Q3: 88.03 (B+)</b>	<b>Q4: 96.68 (A)</b>	
# New Foster Homes During Quarter: 3	# Children in Care During Quarter: 4	# Placements During Quarter: 4	# Children in Care On Last Day: 4

**Quarterly Provider Comparisons to All CPAs**

▼ — indicates average for all CPAs





**DHS, DFCS, Office of Provider Management**  
**Performance-Based Placement Measures**  
**RBWO Provider GA+SCORECARD - CPA**



**Report Quarter: Q4 FY2017**

**Provider/Program Name: All God's Children - (861) - CPA**

<b>1671 Meriweather Dr., Watkinsville, GA 30677</b>  <b>Phone: 706-316-2421</b>  <b>Vendor ID# 35219</b>		<b>Quarterly Scores (Grades)</b>		<b>Current Quarter Score (Grade)</b>
		<b>Q1: 95.46 (A)</b>	<b>Q2: 99.18 (A+)</b>	<b>96.68%</b>
		<b>Q3: 88.03 (B+)</b>	<b>Q4: 96.68 (A)</b>	<b>(A)</b>
# New Foster Homes During Quarter: 3		# Children in Care During Quarter: 4	# Placements During Quarter: 4	# Children in Care On Last Day: 4
	<b>Avg Performance All CPAs (%)</b>	<b>Provider Performance (%)*</b>	<b>Possible Points (Weight)</b>	<b>Provider Points Earned</b>
<b>OPM Monitoring Reviews</b>				
Annual Comprehensive Reviews	89%	86%	25	21.60
Safety Reviews	95%	98%	15	14.75
<b>Monitoring Sub-Total</b>			<b>40</b>	<b>36.35</b>
<b>CPA Safety Outcomes</b>				
Incidence of Maltreatment	0.26%	No Substantiated Reports	10	10.00
Staff Training	78%	100%	10	10.00
<b>Safety Sub-Total</b>			<b>20</b>	<b>20.00</b>
<b>CPA Permanency Outcomes</b>				
Placement Stability	91%	100%	15	15.00
<b>Permanency Sub-Total</b>			<b>15</b>	<b>15.00</b>
<b>CPA Well-Being Outcomes</b>				
EPSDT Medical Visits	83%	33%	4.5	1.50
EPSDT Dental Visits	77%	100%	4.5	4.55
Academic Supports	75%	Not Eligible		
Provider ECEM Visits	91%	100%	8	7.95
Provider General Contacts	89%	67%	8	5.33
Placements with Siblings	60%	Not Eligible	Not Scored	Not Scored
Placements within Legal County	16%	0%	Not Scored	Not Scored
<b>Well-Being Sub-Total</b>			<b>25</b>	<b>19.33</b>

\*Performance calculation descriptions can be found in the FY 2017 RBWO PBP Measurements and Standards Guide.

<b>Monitoring &amp; Outcomes: Possible Points = 100</b>		<b>Points Earned: 90.68</b>	
<b>Score Before Incentives Credit</b>			<b>90.68%</b>
<b>Incentives Awarded</b>			<b>6.00 pts</b>
<b>PBP Verification</b>			<b>0.00 pts</b>
<b>Total Score</b>			<b>96.68%</b>

**Provider/Program Name: All God's Children - (861) - CPA**



DHS, DFCS, Office of Provider Management  
**Performance-Based Placement Measures**  
**RBWO Provider GA+SCORECARD - CPA**



**Report Quarter: Q4 FY2017**

# New Foster Homes During Quarter: 3		# Children in Care During Quarter: 4	# Placements During Quarter: 4	# Children in Care On Last Day: 4
CPA Incentive Credits	Avg Performance All CPAs (%)	Provider Performance (%)*	Possible Points (Weight)	Provider Points Earned
Early EPSDT Medical Visits		0%	2	0.00
Early EPSDT Dental Visits		100%	2	2.00
Permanency Contacts		0%	5	0.00
Additional Academic Supports		Not Eligible	2	
Foster Hm Retention Rate (threshold = 90)		100%	2	2.00
Foster Hm Recruitment (threshold = 100)		200%	2	2.00
Active Agency Accreditation		0%	4	0.00
Staff Clinical Licensure		0%	5	0.00
<b>Incentives Total</b>	<b>5.32</b>		<b>24</b>	<b>6.00</b>
Maximum total combined incentive credit allowed is 10 points.			<b>Incentives Awarded</b>	<b>6.00</b>
*Performance calculation descriptions can be found in the FY 2017 RBWO PBP Measurements and Standards Guide.				

### Child Protective Services Investigations and Dispositions

The following investigations data, which is not used for scoring but is considered significant to a provider's performance, is from Georgia SHINES and is not considered final or complete until the end of the fiscal year.

Total Reports:	0	
Number Screened In:	0	
Number Screened Out:	0	
Number Substantiated:	0	
Number Unsubstantiated:	0	
Number Active CPS Investigations:	0	



DHS, DFCS, Office of Provider Management  
**Performance-Based Placement Measures**  
**RBWO Provider GA+SCORECARD - CPA**



Report Quarter: Q4 FY2017

**Provider/Program Name: ALR Family Services, Inc. - (5140) - CPA**

1458 Airport Road, Hinesville, GA 31313

Phone: 912-559-5536

Vendor ID# 114739

Quarterly Scores (Grades)

Current Quarter Score (Grade)

Q1: 72.32 (C-)

Q2: 84.73 (B)

**84.29%**

Q3: 92.98 (A-)

Q4: 84.29 (B)

**(B)**

# New Foster Homes During Quarter: 1

# Children in Care During Quarter: 15

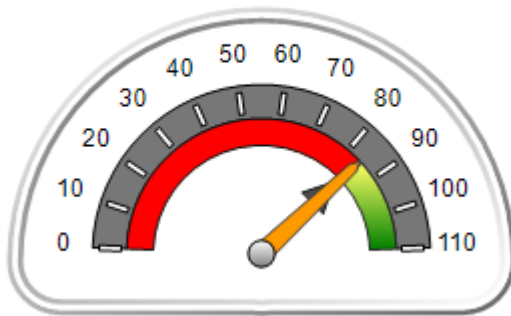
# Placements During Quarter: 17

# Children in Care On Last Day: 11

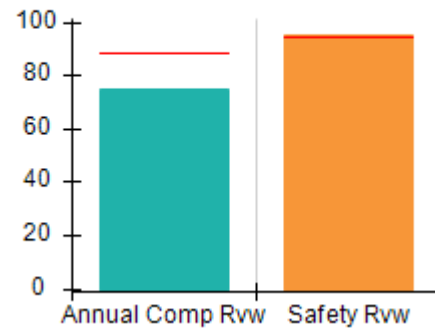
**Quarterly Provider Comparisons to All CPAs**

— indicates average for all CPAs

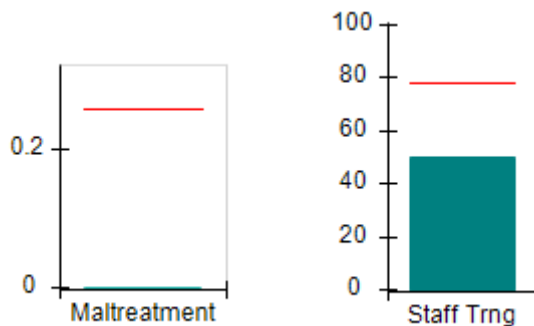
Overall Score (%)



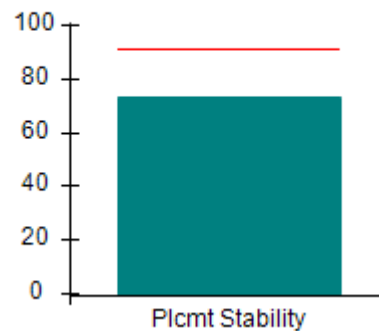
OPM Monitoring Reviews (%)



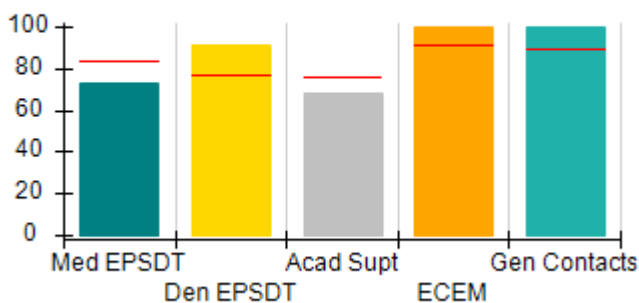
Safety Outcomes (%)



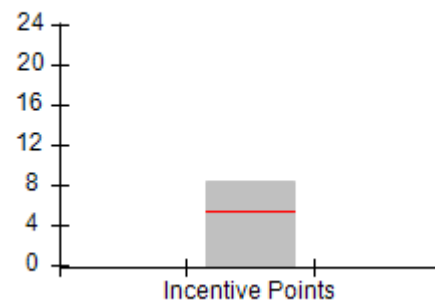
Permanency Outcomes (%)



Well-Being Outcomes (%)



Incentives Earned (Points)





**DHS, DFCS, Office of Provider Management**  
**Performance-Based Placement Measures**  
**RBWO Provider GA+SCORECARD - CPA**



**Report Quarter: Q4 FY2017**

**Provider/Program Name: ALR Family Services, Inc. - (5140) - CPA**

<b>1458 Airport Road, Hinesville, GA 31313</b>  <b>Phone: 912-559-5536</b>  <b>Vendor ID# 114739</b>		<b>Quarterly Scores (Grades)</b>		<b>Current Quarter Score (Grade)</b>
		<b>Q1: 72.32 (C-)</b>	<b>Q2: 84.73 (B)</b>	<b>84.29%</b>
		<b>Q3: 92.98 (A-)</b>	<b>Q4: 84.29 (B)</b>	<b>(B)</b>
# New Foster Homes During Quarter: 1		# Children in Care During Quarter: 15	# Placements During Quarter: 17	# Children in Care On Last Day: 11
	<b>Avg Performance All CPAs (%)</b>	<b>Provider Performance (%)*</b>	<b>Possible Points (Weight)</b>	<b>Provider Points Earned</b>
<b>OPM Monitoring Reviews</b>				
Annual Comprehensive Reviews	89%	75%	25	18.65
Safety Reviews	95%	95%	15	14.29
<b>Monitoring Sub-Total</b>			<b>40</b>	<b>32.94</b>
<b>CPA Safety Outcomes</b>				
Incidence of Maltreatment	0.26%	No Substantiated Reports	10	10.00
Staff Training	78%	50%	10	5.00
<b>Safety Sub-Total</b>			<b>20</b>	<b>15.00</b>
<b>CPA Permanency Outcomes</b>				
Placement Stability	91%	73%	15	10.95
<b>Permanency Sub-Total</b>			<b>15</b>	<b>10.95</b>
<b>CPA Well-Being Outcomes</b>				
EPSDT Medical Visits	83%	73%	4	2.92
EPSDT Dental Visits	77%	91%	4	3.64
Academic Supports	75%	68%	3	2.04
Provider ECEM Visits	91%	100%	7	7.00
Provider General Contacts	89%	100%	7	7.00
Placements with Siblings	60%	52%	Not Scored	Not Scored
Placements within Legal County	16%	33%	Not Scored	Not Scored
<b>Well-Being Sub-Total</b>			<b>25</b>	<b>22.60</b>

\*Performance calculation descriptions can be found in the FY 2017 RBWO PBP Measurements and Standards Guide.

<b>Monitoring &amp; Outcomes: Possible Points = 100</b>		<b>Points Earned: 81.49</b>	
<b>Score Before Incentives Credit</b>			<b>81.49%</b>
<b>Incentives Awarded</b>			<b>8.29 pts</b>
<b>PBP Verification</b>			<b>-5.49 pts</b>
<b>Total Score</b>			<b>84.29%</b>

**Provider/Program Name: ALR Family Services, Inc. - (5140) - CPA**



DHS, DFCS, Office of Provider Management  
**Performance-Based Placement Measures**  
**RBWO Provider GA+SCORECARD - CPA**



Report Quarter: Q4 FY2017

# New Foster Homes During Quarter: 1		# Children in Care During Quarter: 15	# Placements During Quarter: 17	# Children in Care On Last Day: 11
CPA Incentive Credits	Avg Performance All CPAs (%)	Provider Performance (%)*	Possible Points (Weight)	Provider Points Earned
Early EPSDT Medical Visits		63%	2	1.26
Early EPSDT Dental Visits		75%	2	1.50
Permanency Contacts		67%	5	3.35
Additional Academic Supports		9%	2	0.18
Foster Hm Retention Rate (threshold = 90)		100%	2	2.00
Foster Hm Recruitment (threshold = 100)		0%	2	0.00
Active Agency Accreditation		0%	4	0.00
Staff Clinical Licensure		0%	5	0.00
<b>Incentives Total</b>	<b>5.32</b>		<b>24</b>	<b>8.29</b>
Maximum total combined incentive credit allowed is 10 points.			<b>Incentives Awarded</b>	<b>8.29</b>
*Performance calculation descriptions can be found in the FY 2017 RBWO PBP Measurements and Standards Guide.				

### Child Protective Services Investigations and Dispositions

The following investigations data, which is not used for scoring but is considered significant to a provider's performance, is from Georgia SHINES and is not considered final or complete until the end of the fiscal year.

Total Reports:	0	
Number Screened In:	0	
Number Screened Out:	0	
Number Substantiated:	0	
Number Unsubstantiated:	1	
Number Active CPS Investigations:	-1	



DHS, DFCS, Office of Provider Management  
**Performance-Based Placement Measures**  
**RBWO Provider GA+SCORECARD - CPA**



Report Quarter: Q4 FY2017

**Provider/Program Name: Benchmark Family Services, Inc - Augusta (5150) - CPA**

4389 West Maysfield Drive, Augusta, GA 30909

Phone: (706) 868-7200

Vendor ID# 115566

Quarterly Scores (Grades)

Q1: 93.06 (A-)

Q2: 86.90 (B)

Q3: 94.25 (A)

Q4: 87.28 (B+)

Current Quarter Score  
(Grade)

**87.28%**

**(B+)**

# New Foster Homes During Quarter: 3

# Children in Care During  
Quarter: 22

# Placements During  
Quarter: 22

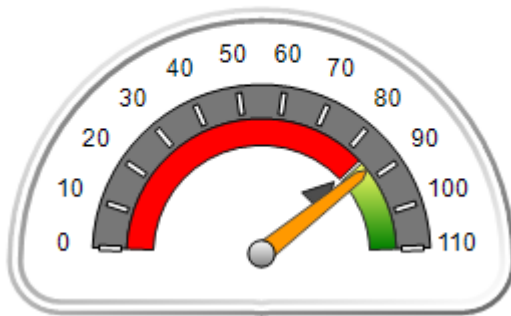
# Children in Care On Last  
Day: 20

**Quarterly Provider Comparisons to All CPAs**

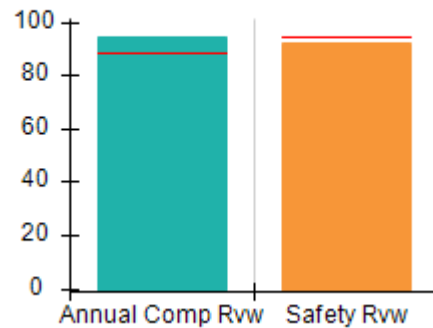


— indicates average for all CPAs

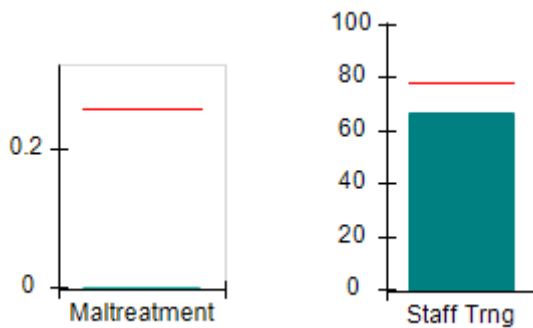
Overall Score (%)



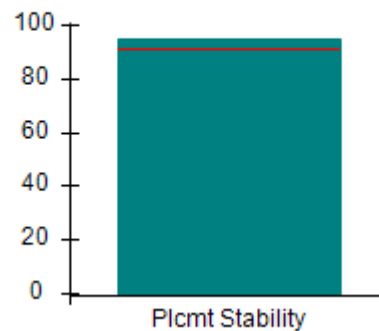
OPM Monitoring Reviews (%)



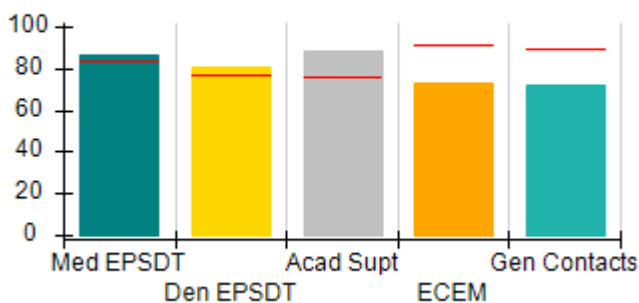
Safety Outcomes (%)



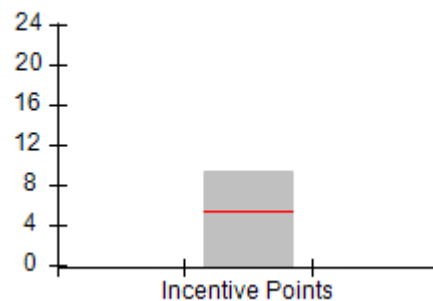
Permanency Outcomes (%)



Well-Being Outcomes (%)



Incentives Earned (Points)





**DHS, DFCS, Office of Provider Management**  
**Performance-Based Placement Measures**  
**RBWO Provider GA+SCORECARD - CPA**



**Report Quarter: Q4 FY2017**

**Provider/Program Name: Benchmark Family Services, Inc - Augusta (5150) - CPA**

<b>4389 West Maysfield Drive, Augusta, GA 30909</b>  <b>Phone: (706) 868-7200</b>  <b>Vendor ID# 115566</b>		<b>Quarterly Scores (Grades)</b>		<b>Current Quarter Score (Grade)</b>
		<b>Q1: 93.06 (A-)</b>	<b>Q2: 86.90 (B)</b>	<b>87.28%</b>
		<b>Q3: 94.25 (A)</b>	<b>Q4: 87.28 (B+)</b>	<b>(B+)</b>
# New Foster Homes During Quarter: 3		# Children in Care During Quarter: 22	# Placements During Quarter: 22	# Children in Care On Last Day: 20
	<b>Avg Performance All CPAs (%)</b>	<b>Provider Performance (%)*</b>	<b>Possible Points (Weight)</b>	<b>Provider Points Earned</b>
<b>OPM Monitoring Reviews</b>				
Annual Comprehensive Reviews	89%	94%	25	23.53
Safety Reviews	95%	92%	15	13.86
<b>Monitoring Sub-Total</b>			<b>40</b>	<b>37.39</b>
<b>CPA Safety Outcomes</b>				
Incidence of Maltreatment	0.26%	No Substantiated Reports	10	10.00
Staff Training	78%	67%	10	6.70
<b>Safety Sub-Total</b>			<b>20</b>	<b>16.70</b>
<b>CPA Permanency Outcomes</b>				
Placement Stability	91%	95%	15	14.25
<b>Permanency Sub-Total</b>			<b>15</b>	<b>14.25</b>
<b>CPA Well-Being Outcomes</b>				
EPSDT Medical Visits	83%	86%	4	3.44
EPSDT Dental Visits	77%	81%	4	3.24
Academic Supports	75%	88%	3	2.64
Provider ECEM Visits	91%	73%	7	5.11
Provider General Contacts	89%	72%	7	5.04
Placements with Siblings	60%	26%	Not Scored	Not Scored
Placements within Legal County	16%	50%	Not Scored	Not Scored
<b>Well-Being Sub-Total</b>			<b>25</b>	<b>19.47</b>

\*Performance calculation descriptions can be found in the FY 2017 RBWO PBP Measurements and Standards Guide.

<b>Monitoring &amp; Outcomes: Possible Points = 100</b>		<b>Points Earned: 87.81</b>	
<b>Score Before Incentives Credit</b>			<b>87.81%</b>
<b>Incentives Awarded</b>			<b>9.47 pts</b>
<b>PBP Verification</b>			<b>-10.00 pts</b>
<b>Total Score</b>			<b>87.28%</b>

**Provider/Program Name: Benchmark Family Services, Inc - Augusta (5150) - CPA**





**DHS, DFCS, Office of Provider Management**  
**Performance-Based Placement Measures**  
**RBWO Provider GA+SCORECARD - CPA**



**Report Quarter: Q4 FY2017**

# New Foster Homes During Quarter: 3		# Children in Care During Quarter: 22	# Placements During Quarter: 22	# Children in Care On Last Day: 20
CPA Incentive Credits	Avg Performance All CPAs (%)	Provider Performance (%)*	Possible Points (Weight)	Provider Points Earned
Early EPSDT Medical Visits		63%	2	1.26
Early EPSDT Dental Visits		43%	2	0.86
Permanency Contacts		7%	5	0.35
Additional Academic Supports		50%	2	1.00
Foster Hm Retention Rate (threshold = 90)		93%	2	2.00
Foster Hm Recruitment (threshold = 100)		133%	2	2.00
Active Agency Accreditation		50%	4	2.00
Staff Clinical Licensure		0%	5	0.00
<b>Incentives Total</b>	<b>5.32</b>		<b>24</b>	<b>9.47</b>
Maximum total combined incentive credit allowed is 10 points.			<b>Incentives Awarded</b>	<b>9.47</b>
*Performance calculation descriptions can be found in the FY 2017 RBWO PBP Measurements and Standards Guide.				

### Child Protective Services Investigations and Dispositions

The following investigations data, which is not used for scoring but is considered significant to a provider's performance, is from Georgia SHINES and is not considered final or complete until the end of the fiscal year.

Total Reports:	0
Number Screened In:	0
Number Screened Out:	0
Number Substantiated:	0
Number Unsubstantiated:	0
Number Active CPS Investigations:	0



DHS, DFCS, Office of Provider Management  
**Performance-Based Placement Measures**  
**RBWO Provider GA+SCORECARD - CPA**



Report Quarter: Q4 FY2017

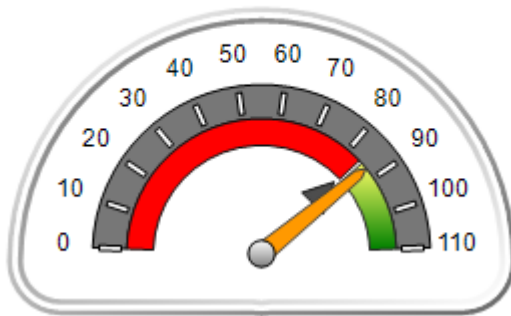
**Provider/Program Name: Benchmark Family Services, Inc - Brunswick (5149) - CPA**

<b>93 Benchmark Way, Brunswick, GA 31520</b>  <b>Phone: (912) 262-2777</b>  <b>Vendor ID# 115567</b>	Quarterly Scores (Grades)		Current Quarter Score (Grade)
	Q1: 89.07 (B+)	Q2: 87.63 (B+)	<b>86.79%</b> <b>(B)</b>
	Q3: 94.38 (A)	Q4: 86.79 (B)	
# New Foster Homes During Quarter: 1	# Children in Care During Quarter: 57	# Placements During Quarter: 57	# Children in Care On Last Day: 38

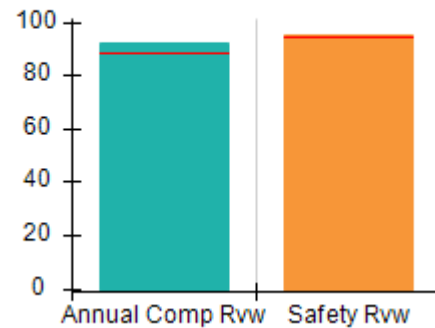
**Quarterly Provider Comparisons to All CPAs**

▼ — indicates average for all CPAs

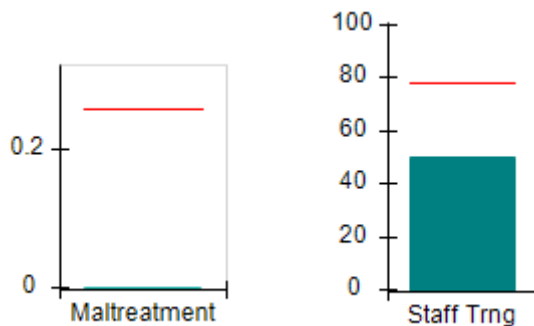
Overall Score (%)



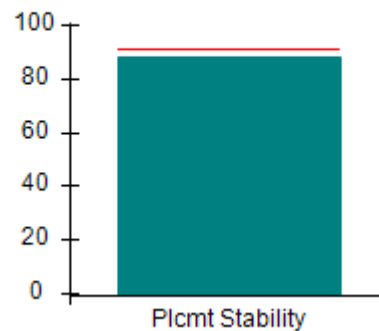
OPM Monitoring Reviews (%)



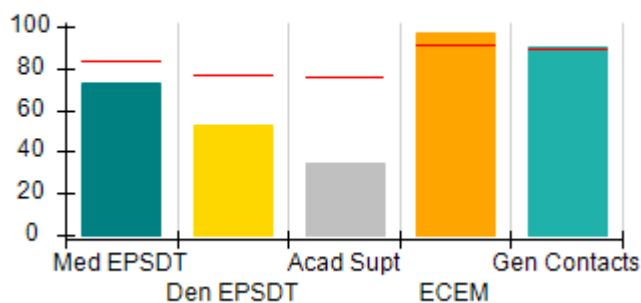
Safety Outcomes (%)



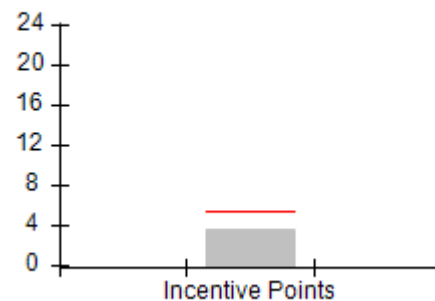
Permanency Outcomes (%)



Well-Being Outcomes (%)



Incentives Earned (Points)





**DHS, DFCS, Office of Provider Management**  
**Performance-Based Placement Measures**  
**RBWO Provider GA+SCORECARD - CPA**



**Report Quarter: Q4 FY2017**

**Provider/Program Name: Benchmark Family Services, Inc - Brunswick (5149) - CPA**

93 Benchmark Way, Brunswick, GA 31520		Quarterly Scores (Grades)		Current Quarter Score (Grade)
Phone: (912) 262-2777		Q1: 89.07 (B+)	Q2: 87.63 (B+)	86.79% (B)
Vendor ID# 115567		Q3: 94.38 (A)	Q4: 86.79 (B)	
# New Foster Homes During Quarter: 1		# Children in Care During Quarter: 57	# Placements During Quarter: 57	# Children in Care On Last Day: 38
	Avg Performance All CPAs (%)	Provider Performance (%)*	Possible Points (Weight)	Provider Points Earned
<b>OPM Monitoring Reviews</b>				
Annual Comprehensive Reviews	89%	92%	25	23.06
Safety Reviews	95%	95%	15	14.23
<b>Monitoring Sub-Total</b>			<b>40</b>	<b>37.29</b>
<b>CPA Safety Outcomes</b>				
Incidence of Maltreatment	0.26%	No Substantiated Reports	10	10.00
Staff Training	78%	50%	10	5.00
<b>Safety Sub-Total</b>			<b>20</b>	<b>15.00</b>
<b>CPA Permanency Outcomes</b>				
Placement Stability	91%	88%	15	13.20
<b>Permanency Sub-Total</b>			<b>15</b>	<b>13.20</b>
<b>CPA Well-Being Outcomes</b>				
EPSDT Medical Visits	83%	73%	4	2.92
EPSDT Dental Visits	77%	53%	4	2.12
Academic Supports	75%	35%	3	1.05
Provider ECEM Visits	91%	97%	7	6.79
Provider General Contacts	89%	90%	7	6.30
Placements with Siblings	60%	84%	Not Scored	Not Scored
Placements within Legal County	16%	21%	Not Scored	Not Scored
<b>Well-Being Sub-Total</b>			<b>25</b>	<b>19.18</b>

\*Performance calculation descriptions can be found in the FY 2017 RBWO PBP Measurements and Standards Guide.

<b>Monitoring &amp; Outcomes: Possible Points = 100</b>	<b>Points Earned: 84.67</b>
<b>Score Before Incentives Credit</b>	<b>84.67%</b>
<b>Incentives Awarded</b>	<b>3.58 pts</b>
<b>PBP Verification</b>	<b>-1.46 pts</b>
<b>Total Score</b>	<b>86.79%</b>

**Provider/Program Name: Benchmark Family Services, Inc - Brunswick (5149) - CPA**



**DHS, DFCS, Office of Provider Management**  
**Performance-Based Placement Measures**  
**RBWO Provider GA+SCORECARD - CPA**



**Report Quarter: Q4 FY2017**

# New Foster Homes During Quarter: 1		# Children in Care During Quarter: 57	# Placements During Quarter: 57	# Children in Care On Last Day: 38
<b>CPA Incentive Credits</b>	<b>Avg Performance All CPAs (%)</b>	<b>Provider Performance (%)*</b>	<b>Possible Points (Weight)</b>	<b>Provider Points Earned</b>
Early EPSDT Medical Visits		29%	2	0.58
Early EPSDT Dental Visits		19%	2	0.38
Permanency Contacts		0%	5	0.00
Additional Academic Supports		31%	2	0.62
Foster Hm Retention Rate (threshold = 90)		62%	2	0.00
Foster Hm Recruitment (threshold = 100)		0%	2	0.00
Active Agency Accreditation		50%	4	2.00
Staff Clinical Licensure		0%	5	0.00
<b>Incentives Total</b>	<b>5.32</b>		<b>24</b>	<b>3.58</b>
Maximum total combined incentive credit allowed is 10 points.			<b>Incentives Awarded</b>	<b>3.58</b>
*Performance calculation descriptions can be found in the FY 2017 RBWO PBP Measurements and Standards Guide.				

### Child Protective Services Investigations and Dispositions

The following investigations data, which is not used for scoring but is considered significant to a provider's performance, is from Georgia SHINES and is not considered final or complete until the end of the fiscal year.

Total Reports:	3	
Number Screened In:	1	
Number Screened Out:	2	
Number Substantiated:	0	
Number Unsubstantiated:	1	
Number Active CPS Investigations:	0	



DHS, DFCS, Office of Provider Management  
**Performance-Based Placement Measures**  
**RBWO Provider GA+SCORECARD - CPA**



Report Quarter: Q4 FY2017

**Provider/Program Name: Benchmark Family Services, Inc - Columbus (5113) - CPA**

506 Manchester Expressway, Columbus, GA 30345

Phone: 706-405-4256

Vendor ID# 99720

**Quarterly Scores (Grades)**

Q1: 70.23 (C-)

Q2: 68.12 (D+)

Q3: 78.88 (C+)

Q4: 72.83 (C-)

**Current Quarter Score (Grade)**

**72.83%**

**(C-)**

# New Foster Homes During Quarter: 1

# Children in Care During Quarter: 52

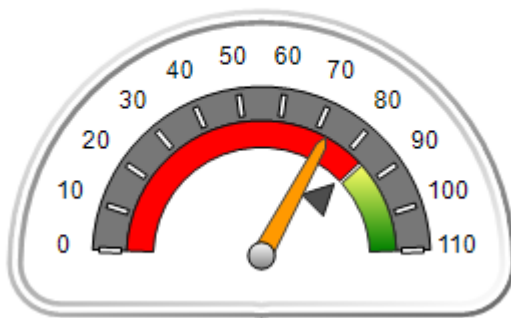
# Placements During Quarter: 59

# Children in Care On Last Day: 42

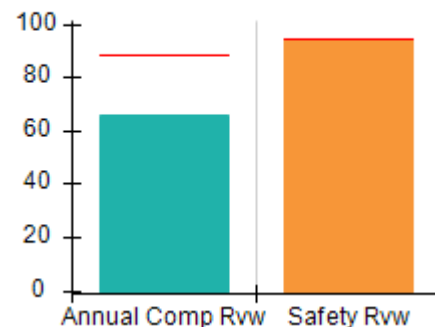
**Quarterly Provider Comparisons to All CPAs**

▼ — indicates average for all CPAs

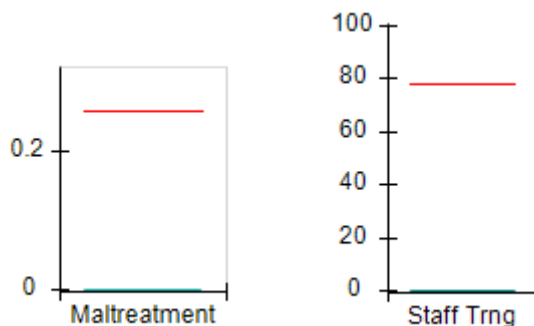
**Overall Score (%)**



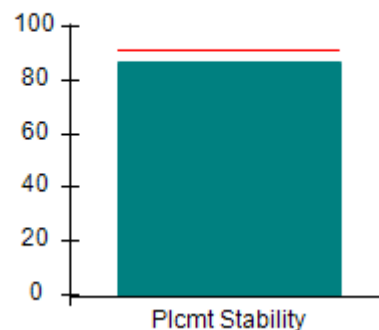
**OPM Monitoring Reviews (%)**



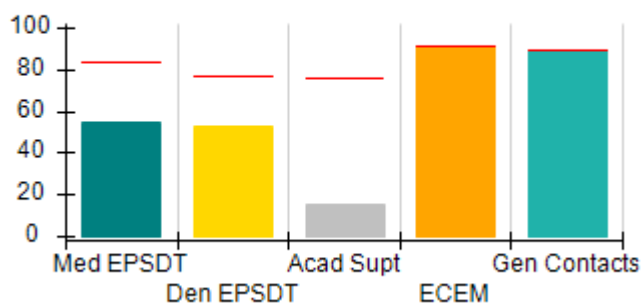
**Safety Outcomes (%)**



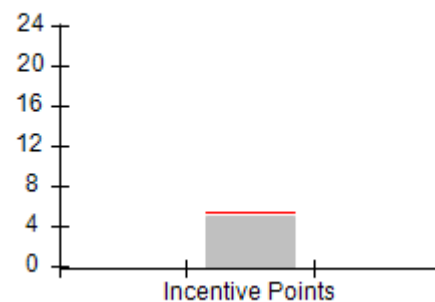
**Permanency Outcomes (%)**



**Well-Being Outcomes (%)**



**Incentives Earned (Points)**





**DHS, DFCS, Office of Provider Management**  
**Performance-Based Placement Measures**  
**RBWO Provider GA+SCORECARD - CPA**



**Report Quarter: Q4 FY2017**

**Provider/Program Name: Benchmark Family Services, Inc - Columbus (5113) - CPA**

<b>506 Manchester Expressway, Columbus, GA 30345</b>  <b>Phone: 706-405-4256</b>  <b>Vendor ID# 99720</b>		<b>Quarterly Scores (Grades)</b>		<b>Current Quarter Score (Grade)</b>
		<b>Q1: 70.23 (C-)</b>	<b>Q2: 68.12 (D+)</b>	<b>72.83%</b>
		<b>Q3: 78.88 (C+)</b>	<b>Q4: 72.83 (C-)</b>	<b>(C-)</b>
# New Foster Homes During Quarter: 1		# Children in Care During Quarter: 52	# Placements During Quarter: 59	# Children in Care On Last Day: 42
	<b>Avg Performance All CPAs (%)</b>	<b>Provider Performance (%)*</b>	<b>Possible Points (Weight)</b>	<b>Provider Points Earned</b>
<b>OPM Monitoring Reviews</b>				
Annual Comprehensive Reviews	89%	66%	25	16.52
Safety Reviews	95%	95%	15	14.18
<b>Monitoring Sub-Total</b>			<b>40</b>	<b>30.70</b>
<b>CPA Safety Outcomes</b>				
Incidence of Maltreatment	0.26%	No Substantiated Reports	10	10.00
Staff Training	78%	0%	10	0.00
<b>Safety Sub-Total</b>			<b>20</b>	<b>10.00</b>
<b>CPA Permanency Outcomes</b>				
Placement Stability	91%	87%	15	13.05
<b>Permanency Sub-Total</b>			<b>15</b>	<b>13.05</b>
<b>CPA Well-Being Outcomes</b>				
EPSDT Medical Visits	83%	55%	4	2.20
EPSDT Dental Visits	77%	53%	4	2.12
Academic Supports	75%	16%	3	0.48
Provider ECEM Visits	91%	91%	7	6.37
Provider General Contacts	89%	89%	7	6.23
Placements with Siblings	60%	55%	Not Scored	Not Scored
Placements within Legal County	16%	64%	Not Scored	Not Scored
<b>Well-Being Sub-Total</b>			<b>25</b>	<b>17.40</b>

\*Performance calculation descriptions can be found in the FY 2017 RBWO PBP Measurements and Standards Guide.

<b>Monitoring &amp; Outcomes: Possible Points = 100</b>		<b>Points Earned: 71.15</b>	
<b>Score Before Incentives Credit</b>			<b>71.15%</b>
<b>Incentives Awarded</b>			<b>4.89 pts</b>
<b>PBP Verification</b>			<b>-3.21 pts</b>
<b>Total Score</b>			<b>72.83%</b>

**Provider/Program Name: Benchmark Family Services, Inc - Columbus (5113) - CPA**



**DHS, DFCS, Office of Provider Management**  
**Performance-Based Placement Measures**  
**RBWO Provider GA+SCORECARD - CPA**



**Report Quarter: Q4 FY2017**

# New Foster Homes During Quarter: 1		# Children in Care During Quarter: 52	# Placements During Quarter: 59	# Children in Care On Last Day: 42
<b>CPA Incentive Credits</b>	<b>Avg Performance All CPAs (%)</b>	<b>Provider Performance (%)*</b>	<b>Possible Points (Weight)</b>	<b>Provider Points Earned</b>
Early EPSDT Medical Visits		12%	2	0.24
Early EPSDT Dental Visits		0%	2	0.00
Permanency Contacts		3%	5	0.15
Additional Academic Supports		0%	2	0.00
Foster Hm Retention Rate (threshold = 90)		90%	2	2.00
Foster Hm Recruitment (threshold = 100)		50%	2	0.00
Active Agency Accreditation		50%	4	2.00
Staff Clinical Licensure		10%	5	0.50
<b>Incentives Total</b>	<b>5.32</b>		<b>24</b>	<b>4.89</b>
Maximum total combined incentive credit allowed is 10 points.			<b>Incentives Awarded</b>	<b>4.89</b>
*Performance calculation descriptions can be found in the FY 2017 RBWO PBP Measurements and Standards Guide.				

### Child Protective Services Investigations and Dispositions

The following investigations data, which is not used for scoring but is considered significant to a provider's performance, is from Georgia SHINES and is not considered final or complete until the end of the fiscal year.

Total Reports:	2	
Number Screened In:	1	
Number Screened Out:	1	
Number Substantiated:	0	
Number Unsubstantiated:	1	
Number Active CPS Investigations:	0	



DHS, DFCS, Office of Provider Management  
**Performance-Based Placement Measures**  
**RBWO Provider GA+SCORECARD - CPA**



Report Quarter: Q4 FY2017

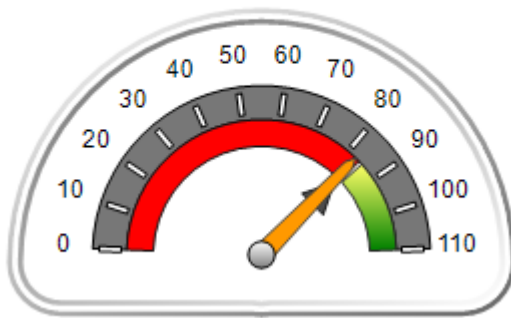
**Provider/Program Name: Benchmark Family Services, Inc - Jonesboro (formerly Lifeway for Youth) (973) - CPA**

<b>9478 Winding Way Lane, Jonesboro, GA 30238</b>  <b>Phone: 770-210-8745</b>  <b>Vendor ID# 35445</b>	Quarterly Scores (Grades)		Current Quarter Score (Grade)
	Q1: 92.62 (A-)	Q2: 87.47 (B+)	<b>82.69%</b> <b>(B-)</b>
	Q3: 80.01 (B-)	Q4: 82.69 (B-)	
# New Foster Homes During Quarter: 1	# Children in Care During Quarter: 58	# Placements During Quarter: 59	# Children in Care On Last Day: 45

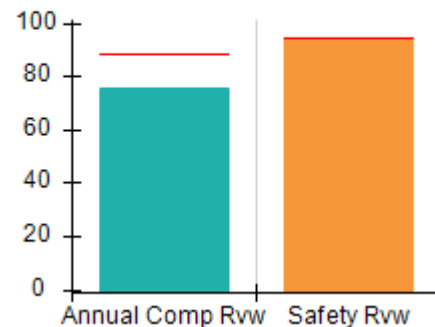
**Quarterly Provider Comparisons to All CPAs**

▼ — indicates average for all CPAs

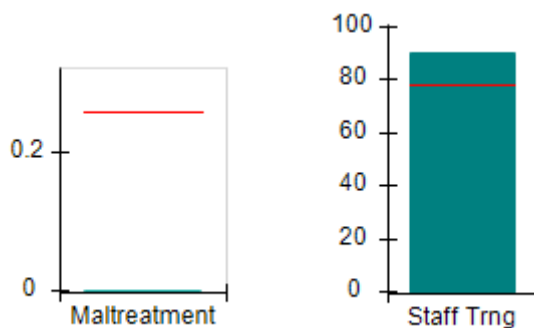
Overall Score (%)



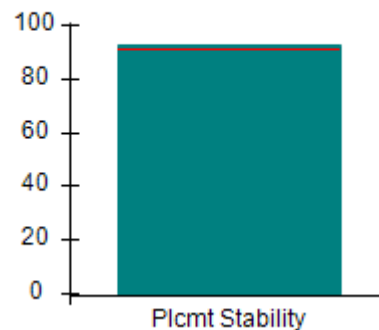
OPM Monitoring Reviews (%)



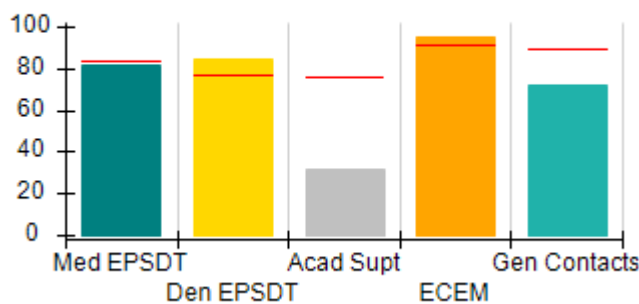
Safety Outcomes (%)



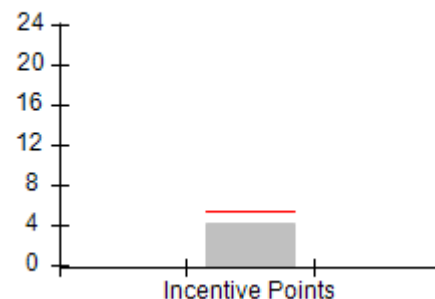
Permanency Outcomes (%)



Well-Being Outcomes (%)



Incentives Earned (Points)







**DHS, DFCS, Office of Provider Management**  
**Performance-Based Placement Measures**  
**RBWO Provider GA+SCORECARD - CPA**



**Report Quarter: Q4 FY2017**

**Provider/Program Name: Benchmark Family Services, Inc - Jonesboro (formerly Lifeway for Youth) (973) - CPA**

<b>9478 Winding Way Lane, Jonesboro, GA 30238</b>  <b>Phone: 770-210-8745</b>  <b>Vendor ID# 35445</b>	<b>Quarterly Scores (Grades)</b>		<b>Current Quarter Score (Grade)</b>
	<b>Q1: 92.62 (A-)</b>	<b>Q2: 87.47 (B+)</b>	<b>82.69%</b>
	<b>Q3: 80.01 (B-)</b>	<b>Q4: 82.69 (B-)</b>	<b>(B-)</b>

# New Foster Homes During Quarter: 1	# Children in Care During Quarter: 58	# Placements During Quarter: 59	# Children in Care On Last Day: 45
--------------------------------------	---------------------------------------	---------------------------------	------------------------------------

	<b>Avg Performance All CPAs (%)</b>	<b>Provider Performance (%)*</b>	<b>Possible Points (Weight)</b>	<b>Provider Points Earned</b>
--	-------------------------------------	----------------------------------	---------------------------------	-------------------------------

**OPM Monitoring Reviews**

Annual Comprehensive Reviews	89%	76%	25	18.96
Safety Reviews	95%	94%	15	14.12
<b>Monitoring Sub-Total</b>			<b>40</b>	<b>33.08</b>

**CPA Safety Outcomes**

Incidence of Maltreatment	0.26%	No Substantiated Reports	10	10.00
Staff Training	78%	90%	10	9.00
<b>Safety Sub-Total</b>			<b>20</b>	<b>19.00</b>

**CPA Permanency Outcomes**

Placement Stability	91%	93%	15	13.95
<b>Permanency Sub-Total</b>			<b>15</b>	<b>13.95</b>

**CPA Well-Being Outcomes**

EPSDT Medical Visits	83%	82%	4	3.28
EPSDT Dental Visits	77%	84%	4	3.36
Academic Supports	75%	32%	3	0.96
Provider ECEM Visits	91%	95%	7	6.65
Provider General Contacts	89%	72%	7	5.04
Placements with Siblings	60%	61%	Not Scored	Not Scored
Placements within Legal County	16%	25%	Not Scored	Not Scored
<b>Well-Being Sub-Total</b>			<b>25</b>	<b>19.29</b>

\*Performance calculation descriptions can be found in the FY 2017 RBWO PBP Measurements and Standards Guide.

<b>Monitoring &amp; Outcomes: Possible Points = 100</b>		<b>Points Earned: 85.32</b>	
<b>Score Before Incentives Credit</b>			<b>85.32%</b>
<b>Incentives Awarded</b>			<b>4.04 pts</b>
<b>PBP Verification</b>			<b>-6.67 pts</b>
<b>Total Score</b>			<b>82.69%</b>



**DHS, DFCS, Office of Provider Management**  
**Performance-Based Placement Measures**  
**RBWO Provider GA+SCORECARD - CPA**



**Report Quarter: Q4 FY2017**

**Provider/Program Name: Benchmark Family Services, Inc - Jonesboro (formerly Lifeway for Youth) (973) - CPA**

# New Foster Homes During Quarter: 1		# Children in Care During Quarter: 58	# Placements During Quarter: 59	# Children in Care On Last Day: 45
CPA Incentive Credits	Avg Performance All CPAs (%)	Provider Performance (%)*	Possible Points (Weight)	Provider Points Earned
Early EPSDT Medical Visits		25%	2	0.50
Early EPSDT Dental Visits		62%	2	1.24
Permanency Contacts		0%	5	0.00
Additional Academic Supports		15%	2	0.30
Foster Hm Retention Rate (threshold = 90)		68%	2	0.00
Foster Hm Recruitment (threshold = 100)		0%	2	0.00
Active Agency Accreditation		50%	4	2.00
Staff Clinical Licensure		0%	5	0.00
<b>Incentives Total</b>	<b>5.32</b>		<b>24</b>	<b>4.04</b>
Maximum total combined incentive credit allowed is 10 points.			<b>Incentives Awarded</b>	<b>4.04</b>

\*Performance calculation descriptions can be found in the FY 2017 RBWO PBP Measurements and Standards Guide.

**Child Protective Services Investigations and Dispositions**

The following investigations data, which is not used for scoring but is considered significant to a provider's performance, is from Georgia SHINES and is not considered final or complete until the end of the fiscal year.

Total Reports:	0
Number Screened In:	0
Number Screened Out:	0
Number Substantiated:	0
Number Unsubstantiated:	7
Number Active CPS Investigations:	-7



DHS, DFCS, Office of Provider Management  
**Performance-Based Placement Measures**  
**RBWO Provider GA+SCORECARD - CPA**



Report Quarter: Q4 FY2017

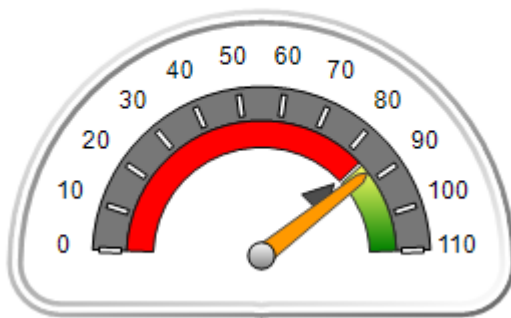
**Provider/Program Name: Benchmark Family Services, Inc - Macon (5176) - CPA**

4931 Riverside Drive, Macon, GA 31210 Phone: 770-210-8745 Vendor ID# 121138	Quarterly Scores (Grades)		Current Quarter Score (Grade)
	Q1: 86.75 (B)	Q2: 86.34 (B)	<b>87.54%</b> <b>(B+)</b>
	Q3: 92.67 (A-)	Q4: 87.54 (B+)	
# New Foster Homes During Quarter: 3	# Children in Care During Quarter: 70	# Placements During Quarter: 74	# Children in Care On Last Day: 48

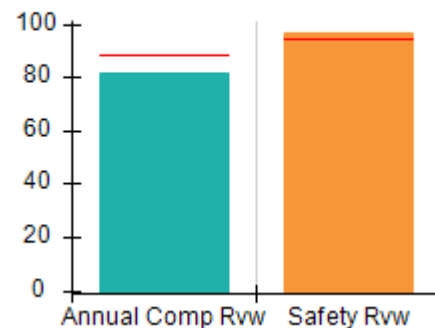
**Quarterly Provider Comparisons to All CPAs**

— indicates average for all CPAs

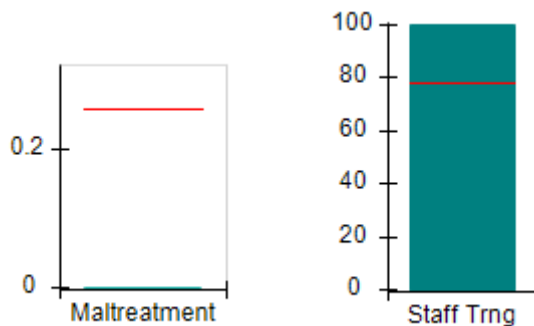
Overall Score (%)



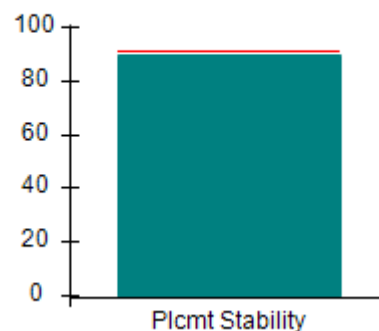
OPM Monitoring Reviews (%)



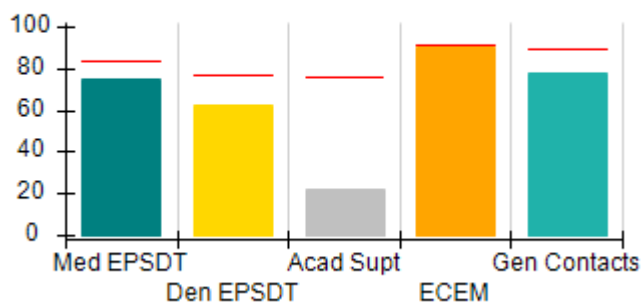
Safety Outcomes (%)



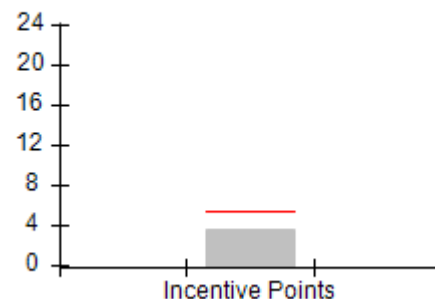
Permanency Outcomes (%)



Well-Being Outcomes (%)



Incentives Earned (Points)





**DHS, DFCS, Office of Provider Management**  
**Performance-Based Placement Measures**  
**RBWO Provider GA+SCORECARD - CPA**



**Report Quarter: Q4 FY2017**

**Provider/Program Name: Benchmark Family Services, Inc - Macon (5176) - CPA**

4931 Riverside Drive, Macon, GA 31210		Quarterly Scores (Grades)		Current Quarter Score (Grade)
Phone: 770-210-8745		Q1: 86.75 (B)	Q2: 86.34 (B)	87.54%
Vendor ID# 121138		Q3: 92.67 (A-)	Q4: 87.54 (B+)	(B+)
# New Foster Homes During Quarter: 3		# Children in Care During Quarter: 70	# Placements During Quarter: 74	# Children in Care On Last Day: 48
	Avg Performance All CPAs (%)	Provider Performance (%)*	Possible Points (Weight)	Provider Points Earned
<b>OPM Monitoring Reviews</b>				
Annual Comprehensive Reviews	89%	82%	25	20.41
Safety Reviews	95%	96%	15	14.47
<b>Monitoring Sub-Total</b>			<b>40</b>	<b>34.88</b>
<b>CPA Safety Outcomes</b>				
Incidence of Maltreatment	0.26%	No Substantiated Reports	10	10.00
Staff Training	78%	100%	10	10.00
<b>Safety Sub-Total</b>			<b>20</b>	<b>20.00</b>
<b>CPA Permanency Outcomes</b>				
Placement Stability	91%	90%	15	13.50
<b>Permanency Sub-Total</b>			<b>15</b>	<b>13.50</b>
<b>CPA Well-Being Outcomes</b>				
EPSDT Medical Visits	83%	75%	4	3.00
EPSDT Dental Visits	77%	62%	4	2.48
Academic Supports	75%	22%	3	0.66
Provider ECEM Visits	91%	90%	7	6.30
Provider General Contacts	89%	78%	7	5.46
Placements with Siblings	60%	75%	Not Scored	Not Scored
Placements within Legal County	16%	14%	Not Scored	Not Scored
<b>Well-Being Sub-Total</b>			<b>25</b>	<b>17.90</b>

\*Performance calculation descriptions can be found in the FY 2017 RBWO PBP Measurements and Standards Guide.

<b>Monitoring &amp; Outcomes: Possible Points = 100</b>	<b>Points Earned: 86.28</b>
<b>Score Before Incentives Credit</b>	<b>86.28%</b>
<b>Incentives Awarded</b>	<b>3.60 pts</b>
<b>PBP Verification</b>	<b>-2.34 pts</b>
<b>Total Score</b>	<b>87.54%</b>

**Provider/Program Name: Benchmark Family Services, Inc - Macon (5176) - CPA**



DHS, DFCS, Office of Provider Management  
**Performance-Based Placement Measures**  
**RBWO Provider GA+SCORECARD - CPA**



**Report Quarter: Q4 FY2017**

# New Foster Homes During Quarter: 3		# Children in Care During Quarter: 70	# Placements During Quarter: 74	# Children in Care On Last Day: 48
CPA Incentive Credits	Avg Performance All CPAs (%)	Provider Performance (%)*	Possible Points (Weight)	Provider Points Earned
Early EPSDT Medical Visits		42%	2	0.84
Early EPSDT Dental Visits		34%	2	0.68
Permanency Contacts		0%	5	0.00
Additional Academic Supports		4%	2	0.08
Foster Hm Retention Rate (threshold = 90)		80%	2	0.00
Foster Hm Recruitment (threshold = 100)		50%	2	0.00
Active Agency Accreditation		50%	4	2.00
Staff Clinical Licensure		0%	5	0.00
<b>Incentives Total</b>	<b>5.32</b>		<b>24</b>	<b>3.60</b>
Maximum total combined incentive credit allowed is 10 points.			<b>Incentives Awarded</b>	<b>3.60</b>
*Performance calculation descriptions can be found in the FY 2017 RBWO PBP Measurements and Standards Guide.				

### Child Protective Services Investigations and Dispositions

The following investigations data, which is not used for scoring but is considered significant to a provider's performance, is from Georgia SHINES and is not considered final or complete until the end of the fiscal year.

Total Reports:	2	
Number Screened In:	0	
Number Screened Out:	2	
Number Substantiated:	0	
Number Unsubstantiated:	1	
Number Active CPS Investigations:	-1	



DHS, DFCS, Office of Provider Management  
**Performance-Based Placement Measures**  
**RBWO Provider GA+SCORECARD - CPA**



Report Quarter: Q4 FY2017

**Provider/Program Name: Benchmark Family Services, Inc - Snellville/Lawrenceville (5112) - CPA**

2820 Main Street, West, Snellville, GA 30238

Phone: 770-338-0800

Vendor ID# 99719

**Quarterly Scores (Grades)**

**Current Quarter Score (Grade)**

Q1: 91.36 (A-)

Q2: 93.86 (A-)

95.62%

Q3: 91.55 (A-)

Q4: 95.62 (A)

(A)

# New Foster Homes During Quarter: 7

# Children in Care During Quarter: 129

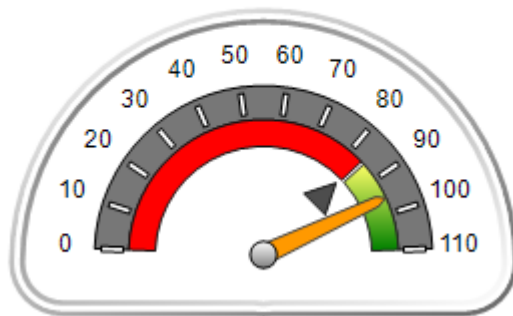
# Placements During Quarter: 140

# Children in Care On Last Day: 100

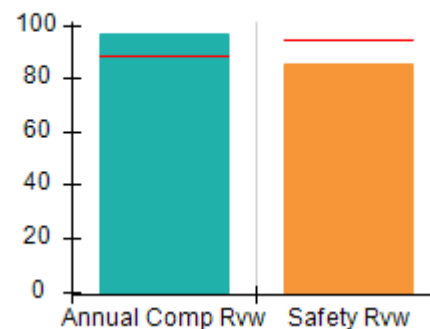
**Quarterly Provider Comparisons to All CPAs**

▼ — indicates average for all CPAs

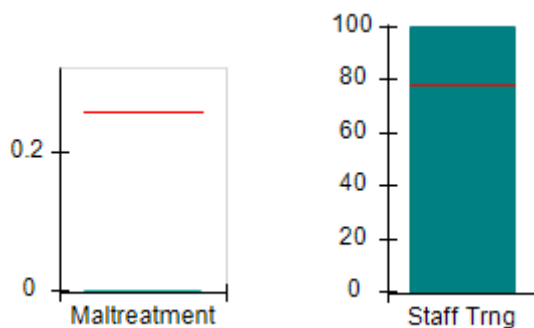
**Overall Score (%)**



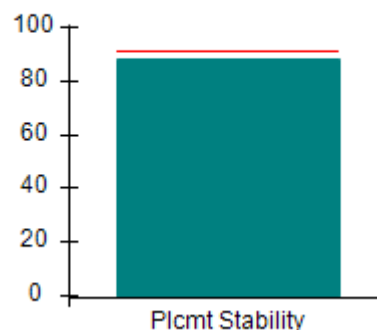
**OPM Monitoring Reviews (%)**



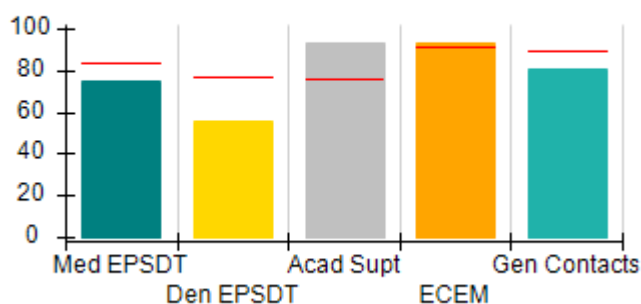
**Safety Outcomes (%)**



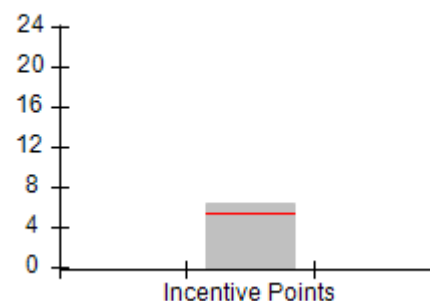
**Permanency Outcomes (%)**



**Well-Being Outcomes (%)**



**Incentives Earned (Points)**





**DHS, DFCS, Office of Provider Management**  
**Performance-Based Placement Measures**  
**RBWO Provider GA+SCORECARD - CPA**



**Report Quarter: Q4 FY2017**

**Provider/Program Name: Benchmark Family Services, Inc - Snellville/Lawrenceville (5112) - CPA**

2820 Main Street, West, Snellville, GA 30238		<b>Quarterly Scores (Grades)</b>		<b>Current Quarter Score (Grade)</b>
Phone: 770-338-0800		Q1: 91.36 (A-)	Q2: 93.86 (A-)	<b>95.62%</b>
Vendor ID# 99719		Q3: 91.55 (A-)	Q4: 95.62 (A)	<b>(A)</b>
# New Foster Homes During Quarter: 7		# Children in Care During Quarter: 129	# Placements During Quarter: 140	# Children in Care On Last Day: 100
	<b>Avg Performance All CPAs (%)</b>	<b>Provider Performance (%)*</b>	<b>Possible Points (Weight)</b>	<b>Provider Points Earned</b>
<b>OPM Monitoring Reviews</b>				
Annual Comprehensive Reviews	89%	96%	25	24.08
Safety Reviews	95%	85%	15	12.77
<b>Monitoring Sub-Total</b>			<b>40</b>	<b>36.85</b>
<b>CPA Safety Outcomes</b>				
Incidence of Maltreatment	0.26%	No Substantiated Reports	10	10.00
Staff Training	78%	100%	10	10.00
<b>Safety Sub-Total</b>			<b>20</b>	<b>20.00</b>
<b>CPA Permanency Outcomes</b>				
Placement Stability	91%	88%	15	13.20
<b>Permanency Sub-Total</b>			<b>15</b>	<b>13.20</b>
<b>CPA Well-Being Outcomes</b>				
EPSDT Medical Visits	83%	75%	4	3.00
EPSDT Dental Visits	77%	56%	4	2.24
Academic Supports	75%	93%	3	2.79
Provider ECEM Visits	91%	93%	7	6.51
Provider General Contacts	89%	81%	7	5.67
Placements with Siblings	60%	33%	Not Scored	Not Scored
Placements within Legal County	16%	22%	Not Scored	Not Scored
<b>Well-Being Sub-Total</b>			<b>25</b>	<b>20.21</b>

\*Performance calculation descriptions can be found in the FY 2017 RBWO PBP Measurements and Standards Guide.

<b>Monitoring &amp; Outcomes: Possible Points = 100</b>		<b>Points Earned: 90.26</b>	
<b>Score Before Incentives Credit</b>			<b>90.26%</b>
<b>Incentives Awarded</b>			<b>6.36 pts</b>
<b>PBP Verification</b>			<b>-1.00 pts</b>
<b>Total Score</b>			<b>95.62%</b>



DHS, DFCS, Office of Provider Management  
**Performance-Based Placement Measures**  
**RBWO Provider GA+SCORECARD - CPA**



Report Quarter: Q4 FY2017

**Provider/Program Name: Benchmark Family Services, Inc - Snellville/Lawrenceville (5112) - CPA**

# New Foster Homes During Quarter: 7		# Children in Care During Quarter: 129	# Placements During Quarter: 140	# Children in Care On Last Day: 100
CPA Incentive Credits	Avg Performance All CPAs (%)	Provider Performance (%)*	Possible Points (Weight)	Provider Points Earned
Early EPSDT Medical Visits		7%	2	0.14
Early EPSDT Dental Visits		27%	2	0.54
Permanency Contacts		0%	5	0.00
Additional Academic Supports		84%	2	1.68
Foster Hm Retention Rate (threshold = 90)		68%	2	0.00
Foster Hm Recruitment (threshold = 100)		100%	2	2.00
Active Agency Accreditation		50%	4	2.00
Staff Clinical Licensure		0%	5	0.00
<b>Incentives Total</b>	<b>5.32</b>		<b>24</b>	<b>6.36</b>
Maximum total combined incentive credit allowed is 10 points.			<b>Incentives Awarded</b>	<b>6.36</b>

\*Performance calculation descriptions can be found in the FY 2017 RBWO PBP Measurements and Standards Guide.

**Child Protective Services Investigations and Dispositions**

The following investigations data, which is not used for scoring but is considered significant to a provider's performance, is from Georgia SHINES and is not considered final or complete until the end of the fiscal year.

Total Reports:	4
Number Screened In:	1
Number Screened Out:	3
Number Substantiated:	0
Number Unsubstantiated:	8
Number Active CPS Investigations:	-7





DHS, DFCS, Office of Provider Management  
**Performance-Based Placement Measures**  
**RBWO Provider GA+SCORECARD - CPA**



Report Quarter: Q4 FY2017

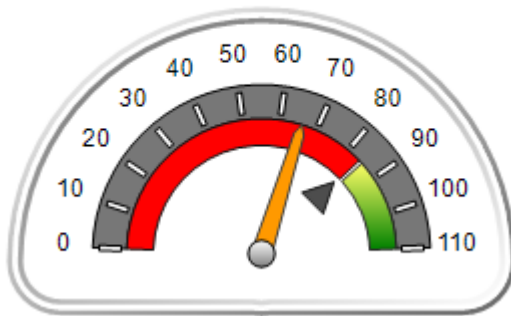
**Provider/Program Name: Benchmark Family Services, Inc - Statesboro (5242) - CPA**

9222 Highway 301 South, Statesboro, GA 30458 Phone: (912) 623-2130 Vendor ID# 143215	Quarterly Scores (Grades)		Current Quarter Score (Grade)
	Q1: 76.54 (C)	Q2: 82.33 (B-)	65.91% (D)
	Q3: 64.21 (D)	Q4: 65.91 (D)	
# New Foster Homes During Quarter: 0	# Children in Care During Quarter: 48	# Placements During Quarter: 50	# Children in Care On Last Day: 37

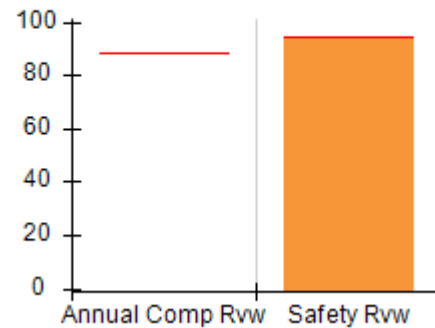
**Quarterly Provider Comparisons to All CPAs**

— indicates average for all CPAs

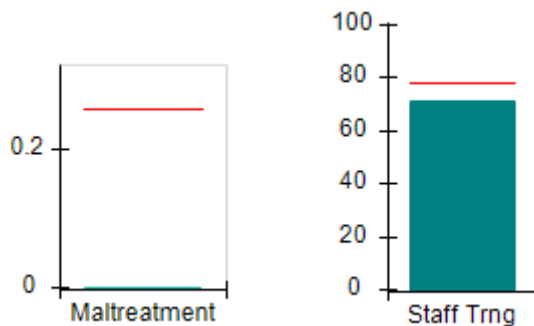
Overall Score (%)



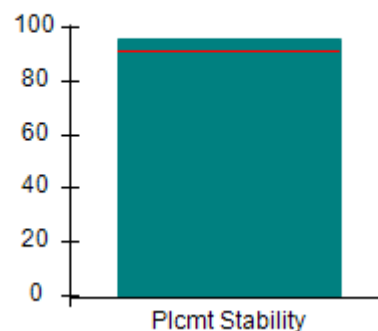
OPM Monitoring Reviews (%)



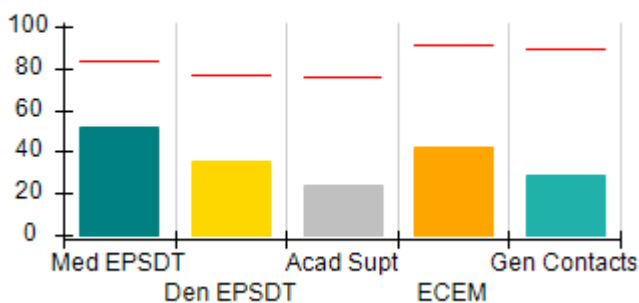
Safety Outcomes (%)



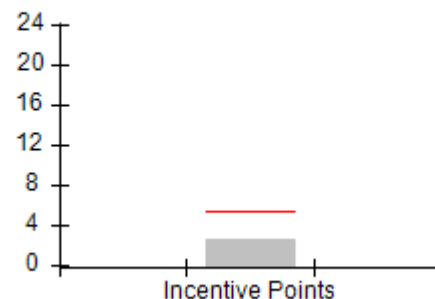
Permanency Outcomes (%)



Well-Being Outcomes (%)



Incentives Earned (Points)





**DHS, DFCS, Office of Provider Management**  
**Performance-Based Placement Measures**  
**RBWO Provider GA+SCORECARD - CPA**



**Report Quarter: Q4 FY2017**

**Provider/Program Name: Benchmark Family Services, Inc - Statesboro (5242) - CPA**

<b>9222 Highway 301 South, Statesboro, GA 30458</b>  <b>Phone: (912) 623-2130</b>  <b>Vendor ID# 143215</b>		<b>Quarterly Scores (Grades)</b>		<b>Current Quarter Score (Grade)</b>
		<b>Q1: 76.54 (C)</b>	<b>Q2: 82.33 (B-)</b>	<b>65.91%</b>
		<b>Q3: 64.21 (D)</b>	<b>Q4: 65.91 (D)</b>	<b>(D)</b>
# New Foster Homes During Quarter: 0		# Children in Care During Quarter: 48	# Placements During Quarter: 50	# Children in Care On Last Day: 37
	<b>Avg Performance All CPAs (%)</b>	<b>Provider Performance (%)*</b>	<b>Possible Points (Weight)</b>	<b>Provider Points Earned</b>
<b>OPM Monitoring Reviews</b>				
Annual Comprehensive Reviews	89%	Not Yet Conducted		
Safety Reviews	95%	95%	15	14.18
<b>Monitoring Sub-Total</b>			<b>15</b>	<b>14.18</b>
<b>CPA Safety Outcomes</b>				
Incidence of Maltreatment	0.26%	No Substantiated Reports	10	10.00
Staff Training	78%	71%	10	7.10
<b>Safety Sub-Total</b>			<b>20</b>	<b>17.10</b>
<b>CPA Permanency Outcomes</b>				
Placement Stability	91%	96%	15	14.40
<b>Permanency Sub-Total</b>			<b>15</b>	<b>14.40</b>
<b>CPA Well-Being Outcomes</b>				
EPSDT Medical Visits	83%	52%	4	2.08
EPSDT Dental Visits	77%	36%	4	1.44
Academic Supports	75%	24%	3	0.72
Provider ECEM Visits	91%	42%	7	2.94
Provider General Contacts	89%	29%	7	2.03
Placements with Siblings	60%	60%	Not Scored	Not Scored
Placements within Legal County	16%	0%	Not Scored	Not Scored
<b>Well-Being Sub-Total</b>			<b>25</b>	<b>9.21</b>

\*Performance calculation descriptions can be found in the FY 2017 RBWO PBP Measurements and Standards Guide.

<b>Monitoring &amp; Outcomes: Possible Points = 75</b>		<b>Points Earned: 54.89</b>	
<b>Score Before Incentives Credit</b>			<b>73.18%</b>
<b>Incentives Awarded</b>			<b>2.54 pts</b>
<b>PBP Verification</b>			<b>-9.81 pts</b>
<b>Total Score</b>			<b>65.91%</b>

**Provider/Program Name: Benchmark Family Services, Inc - Statesboro (5242) - CPA**



**DHS, DFCS, Office of Provider Management**  
**Performance-Based Placement Measures**  
**RBWO Provider GA+SCORECARD - CPA**



**Report Quarter: Q4 FY2017**

# New Foster Homes During Quarter: 0		# Children in Care During Quarter: 48	# Placements During Quarter: 50	# Children in Care On Last Day: 37
<b>CPA Incentive Credits</b>	<b>Avg Performance All CPAs (%)</b>	<b>Provider Performance (%)*</b>	<b>Possible Points (Weight)</b>	<b>Provider Points Earned</b>
Early EPSDT Medical Visits		5%	2	0.10
Early EPSDT Dental Visits		0%	2	0.00
Permanency Contacts		0%	5	0.00
Additional Academic Supports		22%	2	0.44
Foster Hm Retention Rate (threshold = 90)		71%	2	0.00
Foster Hm Recruitment (threshold = 100)		0%	2	0.00
Active Agency Accreditation		50%	4	2.00
Staff Clinical Licensure		0%	5	0.00
<b>Incentives Total</b>	<b>5.32</b>		<b>24</b>	<b>2.54</b>
Maximum total combined incentive credit allowed is 10 points.			<b>Incentives Awarded</b>	<b>2.54</b>
*Performance calculation descriptions can be found in the FY 2017 RBWO PBP Measurements and Standards Guide.				

### Child Protective Services Investigations and Dispositions

The following investigations data, which is not used for scoring but is considered significant to a provider's performance, is from Georgia SHINES and is not considered final or complete until the end of the fiscal year.

Total Reports:	2	
Number Screened In:	0	
Number Screened Out:	2	
Number Substantiated:	0	
Number Unsubstantiated:	0	
Number Active CPS Investigations:	0	



DHS, DFCS, Office of Provider Management  
**Performance-Based Placement Measures**  
**RBWO Provider GA+SCORECARD - CPA**



Report Quarter: Q4 FY2017

**Provider/Program Name: Bethany Christian Services - Atlanta (573) - CPA**

6645 Peachtree Dunwoody Road, NE, Atlanta, GA 30328

Phone: 770-455-7111

Vendor ID# 35249

**Quarterly Scores (Grades)**

Q1: 91.16 (A-)

Q2: 91.24 (A-)

Q3: 84.25 (B)

Q4: 88.15 (B+)

**Current Quarter Score (Grade)**

**88.15%**

**(B+)**

# New Foster Homes During Quarter: 2

# Children in Care During Quarter: 108

# Placements During Quarter: 110

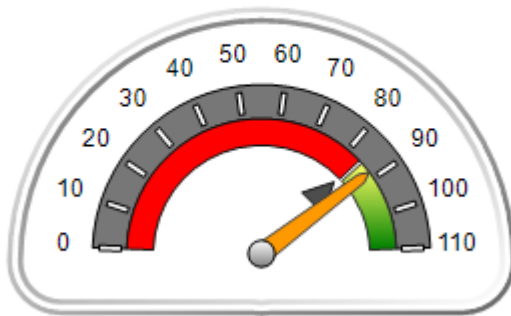
# Children in Care On Last Day: 78

**Quarterly Provider Comparisons to All CPAs**

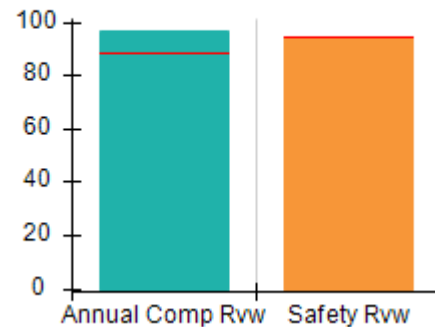


indicates average for all CPAs

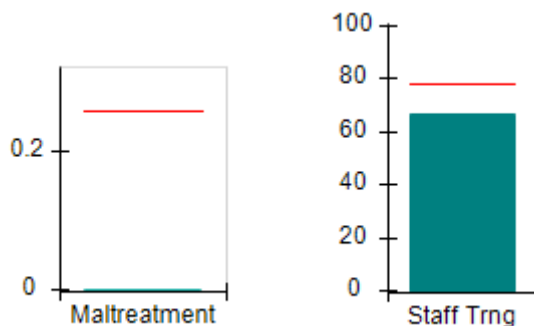
**Overall Score (%)**



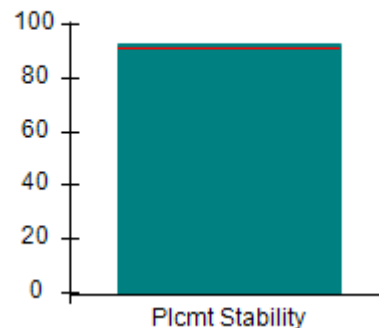
**OPM Monitoring Reviews (%)**



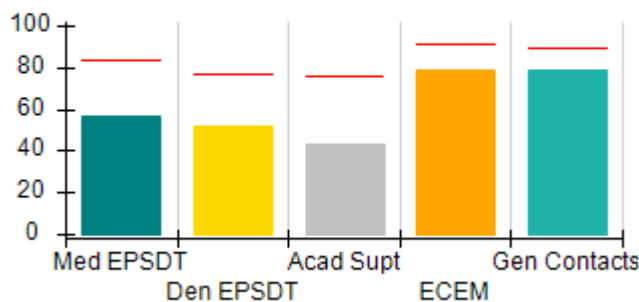
**Safety Outcomes (%)**



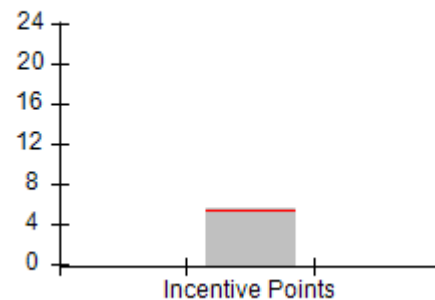
**Permanency Outcomes (%)**



**Well-Being Outcomes (%)**



**Incentives Earned (Points)**





**DHS, DFCS, Office of Provider Management**  
**Performance-Based Placement Measures**  
**RBWO Provider GA+SCORECARD - CPA**



**Report Quarter: Q4 FY2017**

**Provider/Program Name: Bethany Christian Services - Atlanta (573) - CPA**

6645 Peachtree Dunwoody Road, NE, Atlanta, GA 30328

Phone: 770-455-7111

Vendor ID# 35249

Quarterly Scores (Grades)		Current Quarter Score (Grade)
Q1: 91.16 (A-)	Q2: 91.24 (A-)	<b>88.15% (B+)</b>
Q3: 84.25 (B)	Q4: 88.15 (B+)	

# New Foster Homes During Quarter: 2	# Children in Care During Quarter: 108	# Placements During Quarter: 110	# Children in Care On Last Day: 78
--------------------------------------	--	----------------------------------	------------------------------------

	Avg Performance All CPAs (%)	Provider Performance (%)*	Possible Points (Weight)	Provider Points Earned
--	------------------------------	---------------------------	--------------------------	------------------------

**OPM Monitoring Reviews**

Annual Comprehensive Reviews	89%	97%	25	24.22
Safety Reviews	95%	94%	15	14.11
<b>Monitoring Sub-Total</b>			<b>40</b>	<b>38.33</b>

**CPA Safety Outcomes**

Incidence of Maltreatment	0.26%	No Substantiated Reports	10	10.00
Staff Training	78%	67%	10	6.70
<b>Safety Sub-Total</b>			<b>20</b>	<b>16.70</b>

**CPA Permanency Outcomes**

Placement Stability	91%	93%	15	13.95
<b>Permanency Sub-Total</b>			<b>15</b>	<b>13.95</b>

**CPA Well-Being Outcomes**

EPSDT Medical Visits	83%	57%	4	2.28
EPSDT Dental Visits	77%	52%	4	2.08
Academic Supports	75%	43%	3	1.29
Provider ECEM Visits	91%	79%	7	5.53
Provider General Contacts	89%	79%	7	5.53
Placements with Siblings	60%	75%	Not Scored	Not Scored
Placements within Legal County	16%	15%	Not Scored	Not Scored
<b>Well-Being Sub-Total</b>			<b>25</b>	<b>16.71</b>

\*Performance calculation descriptions can be found in the FY 2017 RBWO PBP Measurements and Standards Guide.

<b>Monitoring &amp; Outcomes: Possible Points = 100</b>	<b>Points Earned: 85.69</b>
<b>Score Before Incentives Credit</b>	<b>85.69%</b>
<b>Incentives Awarded</b>	<b>5.54 pts</b>
<b>PBP Verification</b>	<b>-3.08 pts</b>
<b>Total Score</b>	<b>88.15%</b>

**Provider/Program Name: Bethany Christian Services - Atlanta (573) - CPA**



DHS, DFCS, Office of Provider Management  
**Performance-Based Placement Measures**  
**RBWO Provider GA+SCORECARD - CPA**



**Report Quarter: Q4 FY2017**

# New Foster Homes During Quarter: 2		# Children in Care During Quarter: 108	# Placements During Quarter: 110	# Children in Care On Last Day: 78
CPA Incentive Credits	Avg Performance All CPAs (%)	Provider Performance (%)*	Possible Points (Weight)	Provider Points Earned
Early EPSDT Medical Visits		20%	2	0.40
Early EPSDT Dental Visits		7%	2	0.14
Permanency Contacts		0%	5	0.00
Additional Academic Supports		0%	2	0.00
Foster Hm Retention Rate (threshold = 90)		78%	2	0.00
Foster Hm Recruitment (threshold = 100)		200%	2	2.00
Active Agency Accreditation		50%	4	2.00
Staff Clinical Licensure		20%	5	1.00
<b>Incentives Total</b>	<b>5.32</b>		<b>24</b>	<b>5.54</b>
Maximum total combined incentive credit allowed is 10 points.			<b>Incentives Awarded</b>	<b>5.54</b>
*Performance calculation descriptions can be found in the FY 2017 RBWO PBP Measurements and Standards Guide.				

### Child Protective Services Investigations and Dispositions

The following investigations data, which is not used for scoring but is considered significant to a provider's performance, is from Georgia SHINES and is not considered final or complete until the end of the fiscal year.

Total Reports:	2	
Number Screened In:	0	
Number Screened Out:	2	
Number Substantiated:	0	
Number Unsubstantiated:	0	
Number Active CPS Investigations:	0	



DHS, DFCS, Office of Provider Management  
**Performance-Based Placement Measures**  
**RBWO Provider GA+SCORECARD - CPA**



Report Quarter: Q4 FY2017

**Provider/Program Name: Bethany Christian Services - Bogart (5215) - CPA**

188 Ben Burton Circle, Bogart, GA 30622

Phone: 770-274-3412

Vendor ID# 135987

Quarterly Scores (Grades)

Current Quarter Score (Grade)

Q1: 69.97 (D+)

Q2: 80.37 (B-)

**73.59%**

Q3: 84.73 (B)

Q4: 73.59 (C-)

**(C-)**

# New Foster Homes During Quarter: 7

# Children in Care During Quarter: 76

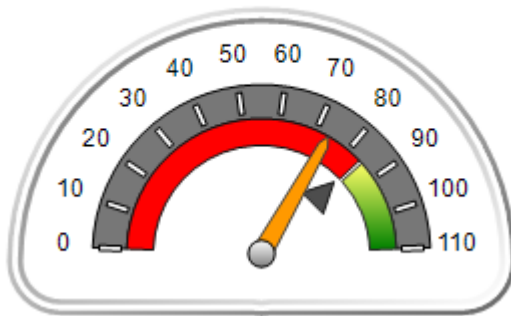
# Placements During Quarter: 78

# Children in Care On Last Day: 54

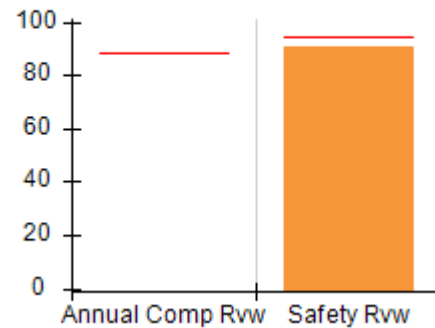
**Quarterly Provider Comparisons to All CPAs**

— indicates average for all CPAs

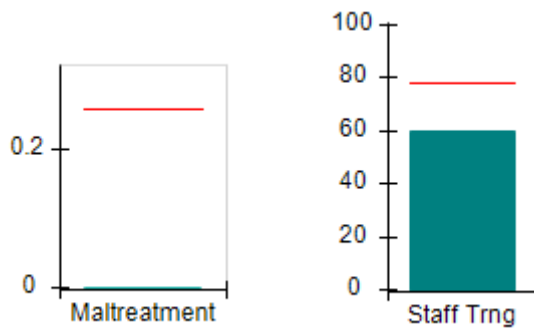
Overall Score (%)



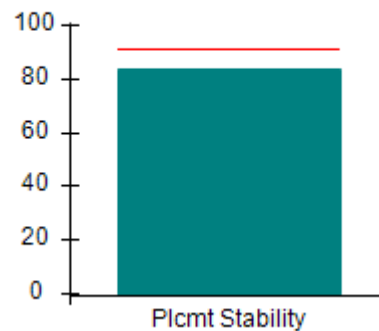
OPM Monitoring Reviews (%)



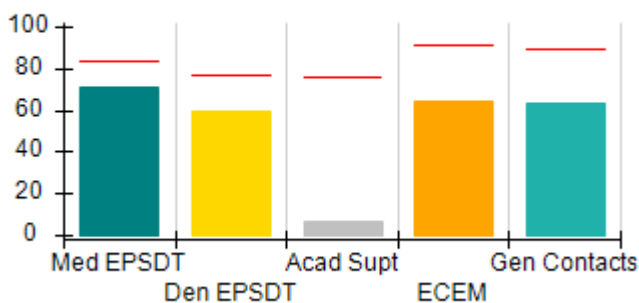
Safety Outcomes (%)



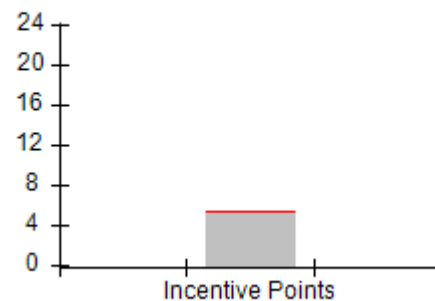
Permanency Outcomes (%)



Well-Being Outcomes (%)



Incentives Earned (Points)





**DHS, DFCS, Office of Provider Management**  
**Performance-Based Placement Measures**  
**RBWO Provider GA+SCORECARD - CPA**



**Report Quarter: Q4 FY2017**

**Provider/Program Name: Bethany Christian Services - Bogart (5215) - CPA**

<b>188 Ben Burton Circle, Bogart, GA 30622</b>  <b>Phone: 770-274-3412</b>  <b>Vendor ID# 135987</b>		<b>Quarterly Scores (Grades)</b>		<b>Current Quarter Score (Grade)</b>
		<b>Q1: 69.97 (D+)</b>	<b>Q2: 80.37 (B-)</b>	<b>73.59%</b>
		<b>Q3: 84.73 (B)</b>	<b>Q4: 73.59 (C-)</b>	<b>(C-)</b>
# New Foster Homes During Quarter: 7		# Children in Care During Quarter: 76	# Placements During Quarter: 78	# Children in Care On Last Day: 54
	<b>Avg Performance All CPAs (%)</b>	<b>Provider Performance (%)*</b>	<b>Possible Points (Weight)</b>	<b>Provider Points Earned</b>
<b>OPM Monitoring Reviews</b>				
Annual Comprehensive Reviews	89%	Not Yet Conducted		
Safety Reviews	95%	90%	15	13.54
<b>Monitoring Sub-Total</b>			<b>15</b>	<b>13.54</b>
<b>CPA Safety Outcomes</b>				
Incidence of Maltreatment	0.26%	No Substantiated Reports	10	10.00
Staff Training	78%	60%	10	6.00
<b>Safety Sub-Total</b>			<b>20</b>	<b>16.00</b>
<b>CPA Permanency Outcomes</b>				
Placement Stability	91%	84%	15	12.60
<b>Permanency Sub-Total</b>			<b>15</b>	<b>12.60</b>
<b>CPA Well-Being Outcomes</b>				
EPSDT Medical Visits	83%	71%	4	2.84
EPSDT Dental Visits	77%	60%	4	2.40
Academic Supports	75%	7%	3	0.21
Provider ECEM Visits	91%	64%	7	4.48
Provider General Contacts	89%	63%	7	4.41
Placements with Siblings	60%	61%	Not Scored	Not Scored
Placements within Legal County	16%	9%	Not Scored	Not Scored
<b>Well-Being Sub-Total</b>			<b>25</b>	<b>14.34</b>

\*Performance calculation descriptions can be found in the FY 2017 RBWO PBP Measurements and Standards Guide.

<b>Monitoring &amp; Outcomes: Possible Points = 75</b>		<b>Points Earned: 56.48</b>	
<b>Score Before Incentives Credit</b>			<b>75.30%</b>
<b>Incentives Awarded</b>			<b>5.05 pts</b>
<b>PBP Verification</b>			<b>-6.76 pts</b>
<b>Total Score</b>			<b>73.59%</b>

**Provider/Program Name: Bethany Christian Services - Bogart (5215) - CPA**





DHS, DFCS, Office of Provider Management  
**Performance-Based Placement Measures**  
**RBWO Provider GA+SCORECARD - CPA**



**Report Quarter: Q4 FY2017**

# New Foster Homes During Quarter: 7		# Children in Care During Quarter: 76	# Placements During Quarter: 78	# Children in Care On Last Day: 54
CPA Incentive Credits	Avg Performance All CPAs (%)	Provider Performance (%)*	Possible Points (Weight)	Provider Points Earned
Early EPSDT Medical Visits		29%	2	0.58
Early EPSDT Dental Visits		21%	2	0.42
Permanency Contacts		1%	5	0.05
Additional Academic Supports		0%	2	0.00
Foster Hm Retention Rate (threshold = 90)		88%	2	0.00
Foster Hm Recruitment (threshold = 100)		250%	2	2.00
Active Agency Accreditation		50%	4	2.00
Staff Clinical Licensure		0%	5	0.00
<b>Incentives Total</b>	<b>5.32</b>		<b>24</b>	<b>5.05</b>
Maximum total combined incentive credit allowed is 10 points.			<b>Incentives Awarded</b>	<b>5.05</b>
*Performance calculation descriptions can be found in the FY 2017 RBWO PBP Measurements and Standards Guide.				

### Child Protective Services Investigations and Dispositions

The following investigations data, which is not used for scoring but is considered significant to a provider's performance, is from Georgia SHINES and is not considered final or complete until the end of the fiscal year.

Total Reports:	0	
Number Screened In:	0	
Number Screened Out:	0	
Number Substantiated:	0	
Number Unsubstantiated:	0	
Number Active CPS Investigations:	0	



DHS, DFCS, Office of Provider Management  
**Performance-Based Placement Measures**  
**RBWO Provider GA+SCORECARD - CPA**



Report Quarter: Q4 FY2017

**Provider/Program Name: Bethany Christian Services - Columbus (574) - CPA**

3907 Macon Road, Columbus, GA 31907

Phone: 706-576-5766

Vendor ID# 35248

Quarterly Scores (Grades)

Q1: 85.18 (B)

Q2: 90.59 (A-)

Q3: 95.11 (A)

Q4: 92.99 (A-)

Current Quarter Score (Grade)

**92.99%**

**(A-)**

# New Foster Homes During Quarter: 0

# Children in Care During Quarter: 7

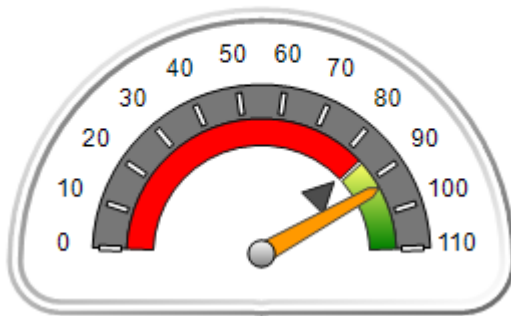
# Placements During Quarter: 7

# Children in Care On Last Day: 5

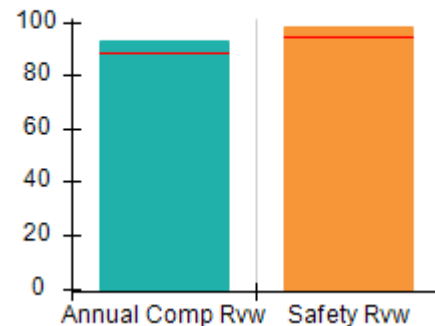
**Quarterly Provider Comparisons to All CPAs**

— indicates average for all CPAs

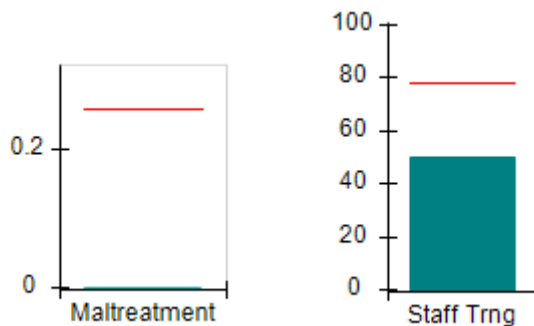
Overall Score (%)



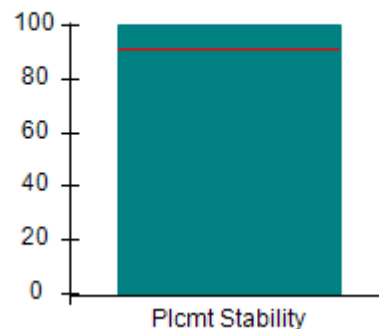
OPM Monitoring Reviews (%)



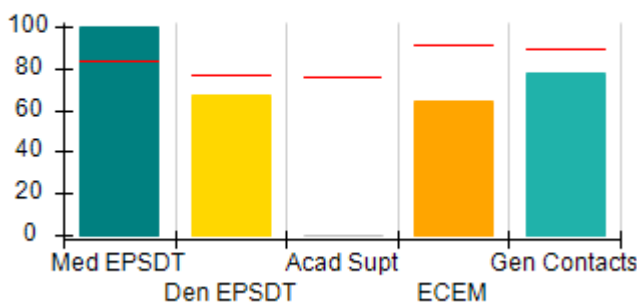
Safety Outcomes (%)



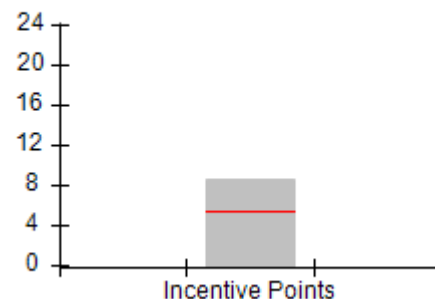
Permanency Outcomes (%)



Well-Being Outcomes (%)



Incentives Earned (Points)





**DHS, DFCS, Office of Provider Management**  
**Performance-Based Placement Measures**  
**RBWO Provider GA+SCORECARD - CPA**



**Report Quarter: Q4 FY2017**

**Provider/Program Name: Bethany Christian Services - Columbus (574) - CPA**

<b>3907 Macon Road, Columbus, GA 31907</b>  <b>Phone: 706-576-5766</b>  <b>Vendor ID# 35248</b>		<b>Quarterly Scores (Grades)</b>		<b>Current Quarter Score (Grade)</b>
		<b>Q1: 85.18 (B)</b>	<b>Q2: 90.59 (A-)</b>	<b>92.99%</b>
		<b>Q3: 95.11 (A)</b>	<b>Q4: 92.99 (A-)</b>	<b>(A-)</b>
# New Foster Homes During Quarter: 0		# Children in Care During Quarter: 7	# Placements During Quarter: 7	# Children in Care On Last Day: 5
	<b>Avg Performance All CPAs (%)</b>	<b>Provider Performance (%)*</b>	<b>Possible Points (Weight)</b>	<b>Provider Points Earned</b>
<b>OPM Monitoring Reviews</b>				
Annual Comprehensive Reviews	89%	93%	25	23.17
Safety Reviews	95%	98%	15	14.71
<b>Monitoring Sub-Total</b>			<b>40</b>	<b>37.87</b>
<b>CPA Safety Outcomes</b>				
Incidence of Maltreatment	0.26%	No Substantiated Reports	10	10.00
Staff Training	78%	50%	10	5.00
<b>Safety Sub-Total</b>			<b>20</b>	<b>15.00</b>
<b>CPA Permanency Outcomes</b>				
Placement Stability	91%	100%	15	15.00
<b>Permanency Sub-Total</b>			<b>15</b>	<b>15.00</b>
<b>CPA Well-Being Outcomes</b>				
EPSDT Medical Visits	83%	100%	4	4.00
EPSDT Dental Visits	77%	67%	4	2.68
Academic Supports	75%	0%	3	0.00
Provider ECEM Visits	91%	64%	7	4.48
Provider General Contacts	89%	78%	7	5.46
Placements with Siblings	60%	55%	Not Scored	Not Scored
Placements within Legal County	16%	0%	Not Scored	Not Scored
<b>Well-Being Sub-Total</b>			<b>25</b>	<b>16.62</b>

\*Performance calculation descriptions can be found in the FY 2017 RBWO PBP Measurements and Standards Guide.

<b>Monitoring &amp; Outcomes: Possible Points = 100</b>		<b>Points Earned: 84.49</b>	
<b>Score Before Incentives Credit</b>			<b>84.49%</b>
<b>Incentives Awarded</b>			<b>8.50 pts</b>
<b>PBP Verification</b>			<b>0.00 pts</b>
<b>Total Score</b>			<b>92.99%</b>

**Provider/Program Name: Bethany Christian Services - Columbus (574) - CPA**



**DHS, DFCS, Office of Provider Management**  
**Performance-Based Placement Measures**  
**RBWO Provider GA+SCORECARD - CPA**



**Report Quarter: Q4 FY2017**

# New Foster Homes During Quarter: 0		# Children in Care During Quarter: 7	# Placements During Quarter: 7	# Children in Care On Last Day: 5
CPA Incentive Credits	Avg Performance All CPAs (%)	Provider Performance (%)*	Possible Points (Weight)	Provider Points Earned
Early EPSDT Medical Visits		100%	2	2.00
Early EPSDT Dental Visits		0%	2	0.00
Permanency Contacts		None Planned	5	
Additional Academic Supports		0%	2	0.00
Foster Hm Retention Rate (threshold = 90)		100%	2	2.00
Foster Hm Recruitment (threshold = 100)		100%	2	2.00
Active Agency Accreditation		50%	4	2.00
Staff Clinical Licensure		10%	5	0.50
<b>Incentives Total</b>	<b>5.32</b>		<b>24</b>	<b>8.50</b>
Maximum total combined incentive credit allowed is 10 points.			<b>Incentives Awarded</b>	<b>8.50</b>
*Performance calculation descriptions can be found in the FY 2017 RBWO PBP Measurements and Standards Guide.				

### Child Protective Services Investigations and Dispositions

The following investigations data, which is not used for scoring but is considered significant to a provider's performance, is from Georgia SHINES and is not considered final or complete until the end of the fiscal year.

Total Reports:	0	
Number Screened In:	0	
Number Screened Out:	0	
Number Substantiated:	0	
Number Unsubstantiated:	0	
Number Active CPS Investigations:	0	

**Performance-Based Placement Measures  
RBWO Provider GA+SCORECARD - CPA**

Report Quarter: Q4 FY2017

**Provider/Program Name: Bloom Our Youth - (5208) - CPA**

150 Marquis Dr, Fayetteville, GA 30214

Phone: 770-460-6652

Vendor ID# 133541

**Quarterly Scores (Grades)****Current Quarter Score  
(Grade)**

Q1: 102.65 (A+)

Q2: 103.47 (A+)

**98.85%**

Q3: 101.00 (A+)

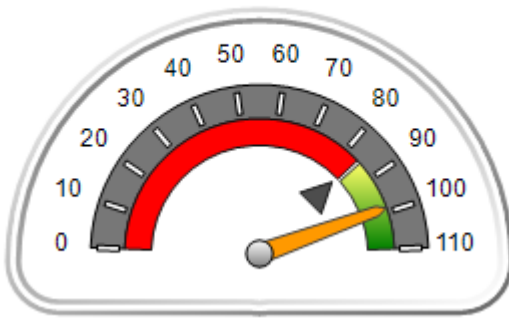
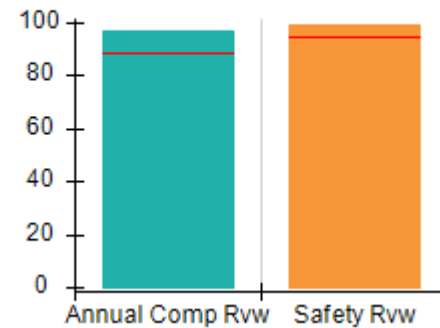
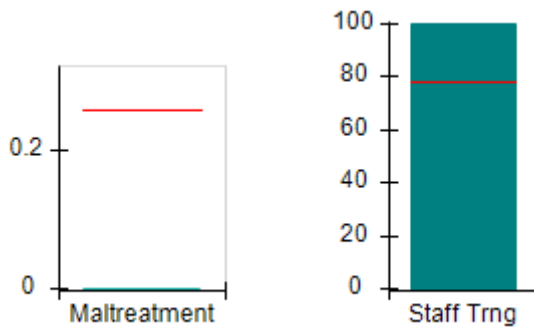
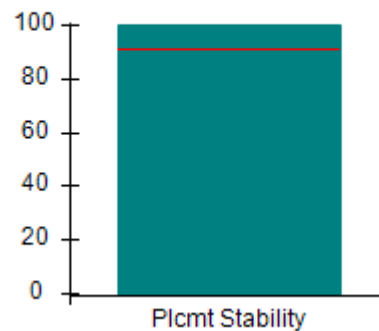
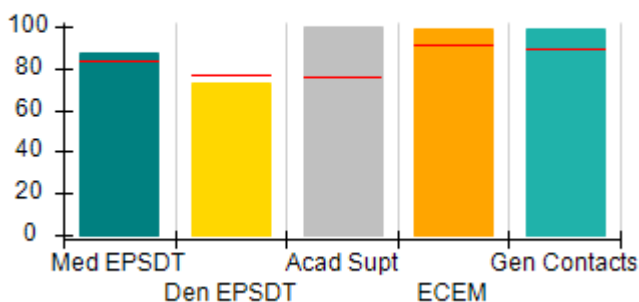
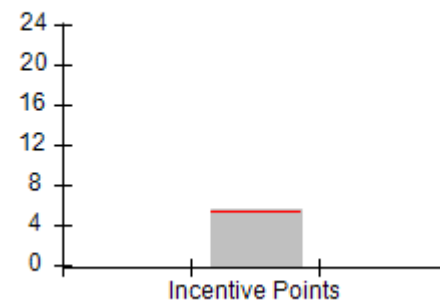
Q4: 98.85 (A+)

**(A+)**

# New Foster Homes During Quarter: 3

# Children in Care During  
Quarter: 38# Placements During  
Quarter: 38# Children in Care On Last  
Day: 37**Quarterly Provider Comparisons to All CPAs**

indicates average for all CPAs

**Overall Score (%)****OPM Monitoring Reviews (%)****Safety Outcomes (%)****Permanency Outcomes (%)****Well-Being Outcomes (%)****Incentives Earned (Points)**



# Performance-Based Placement Measures

## RBWO Provider GA+SCORECARD - CPA

Report Quarter: Q4 FY2017

**Provider/Program Name: Bloom Our Youth - (5208) - CPA**

150 Marquis Dr, Fayetteville, GA 30214

Phone: 770-460-6652

Vendor ID# 133541

**Quarterly Scores (Grades)****Current Quarter Score (Grade)**

Q1: 102.65 (A+)

Q2: 103.47 (A+)

**98.85%**

Q3: 101.00 (A+)

Q4: 98.85 (A+)

**(A+)**

# New Foster Homes During Quarter: 3

# Children in Care During Quarter: 38

# Placements During Quarter: 38

# Children in Care On Last Day: 37

Avg  
Performance All  
CPAs (%)Provider  
Performance (%)\*Possible Points  
(Weight)Provider Points  
Earned**OPM Monitoring Reviews**

Annual Comprehensive Reviews	89%	97%	25	24.16
Safety Reviews	95%	99%	15	14.82
<b>Monitoring Sub-Total</b>			<b>40</b>	<b>38.98</b>

**CPA Safety Outcomes**

Incidence of Maltreatment	0.26%	No Substantiated Reports	10	10.00
Staff Training	78%	100%	10	10.00
<b>Safety Sub-Total</b>			<b>20</b>	<b>20.00</b>

**CPA Permanency Outcomes**

Placement Stability	91%	100%	15	15.00
<b>Permanency Sub-Total</b>			<b>15</b>	<b>15.00</b>

**CPA Well-Being Outcomes**

EPSDT Medical Visits	83%	87%	4	3.48
EPSDT Dental Visits	77%	73%	4	2.92
Academic Supports	75%	100%	3	3.00
Provider ECEM Visits	91%	99%	7	6.93
Provider General Contacts	89%	99%	7	6.93
Placements with Siblings	60%	95%	Not Scored	Not Scored
Placements within Legal County	16%	10%	Not Scored	Not Scored
<b>Well-Being Sub-Total</b>			<b>25</b>	<b>23.26</b>

\*Performance calculation descriptions can be found in the FY 2017 RBWO PBP Measurements and Standards Guide.

**Monitoring & Outcomes: Possible Points = 100****Points Earned: 97.24****Score Before Incentives Credit****97.24%****Incentives Awarded****5.64 pts****PBP Verification****-4.03 pts****Total Score****98.85%**

**Performance-Based Placement Measures  
RBWO Provider GA+SCORECARD - CPA**

Report Quarter: Q4 FY2017

**Provider/Program Name: Bloom Our Youth - (5208) - CPA**

# New Foster Homes During Quarter: 3		# Children in Care During Quarter: 38	# Placements During Quarter: 38	# Children in Care On Last Day: 37
CPA Incentive Credits	Avg Performance All CPAs (%)	Provider Performance (%)*	Possible Points (Weight)	Provider Points Earned
Early EPSDT Medical Visits		60%	2	1.20
Early EPSDT Dental Visits		25%	2	0.50
Permanency Contacts		0%	5	0.00
Additional Academic Supports		97%	2	1.94
Foster Hm Retention Rate (threshold = 90)		83%	2	0.00
Foster Hm Recruitment (threshold = 100)		100%	2	2.00
Active Agency Accreditation		0%	4	0.00
Staff Clinical Licensure		0%	5	0.00
<b>Incentives Total</b>	<b>5.32</b>		<b>24</b>	<b>5.64</b>
Maximum total combined incentive credit allowed is 10 points.			<b>Incentives Awarded</b>	<b>5.64</b>

\*Performance calculation descriptions can be found in the FY 2017 RBWO PBP Measurements and Standards Guide.

**Child Protective Services Investigations and Dispositions**

The following investigations data, which is not used for scoring but is considered significant to a provider's performance, is from Georgia SHINES and is not considered final or complete until the end of the fiscal year.

Total Reports:	2	
Number Screened In:	2	
Number Screened Out:	0	
Number Substantiated:	0	
Number Unsubstantiated:	0	
Number Active CPS Investigations:	2	



DHS, DFCS, Office of Provider Management  
**Performance-Based Placement Measures**  
**RBWO Provider GA+SCORECARD - CPA**



Report Quarter: Q4 FY2017

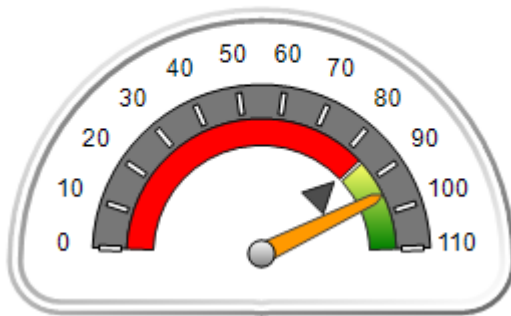
**Provider/Program Name: Care4All Children Services, Inc. - College Park (5206) - CPA**

<b>1651 Phoenix Blvd., College Park, GA 30349</b>  <b>Phone: 678-719-9677</b>  <b>Vendor ID# 133468</b>	Quarterly Scores (Grades)		Current Quarter Score (Grade)
	Q1: 99.00 (A+)	Q2: 99.94 (A+)	<b>95.07%</b> <b>(A)</b>
	Q3: 94.54 (A)	Q4: 95.07 (A)	
# New Foster Homes During Quarter: 0	# Children in Care During Quarter: 31	# Placements During Quarter: 32	# Children in Care On Last Day: 26

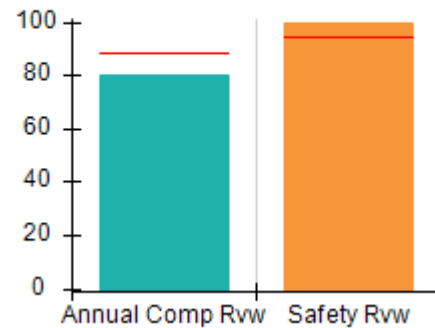
**Quarterly Provider Comparisons to All CPAs**

▼ — indicates average for all CPAs

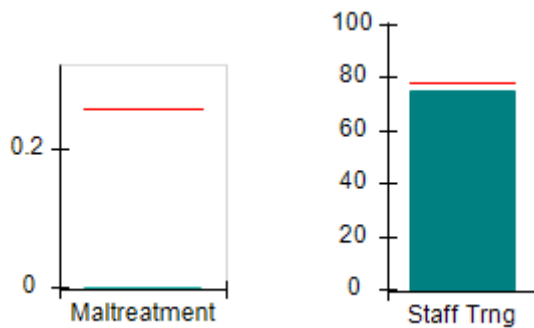
Overall Score (%)



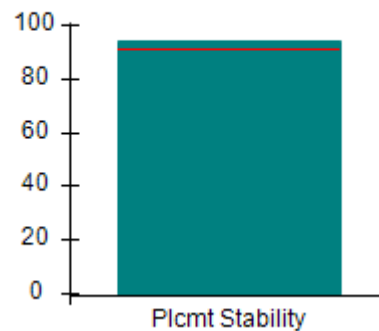
OPM Monitoring Reviews (%)



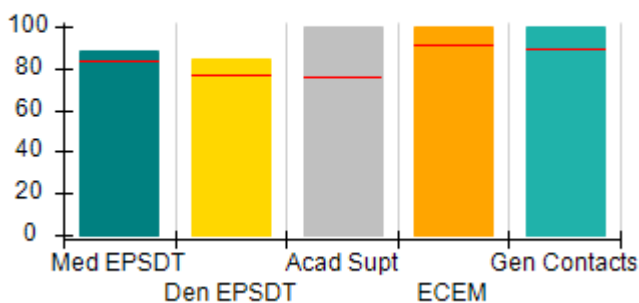
Safety Outcomes (%)



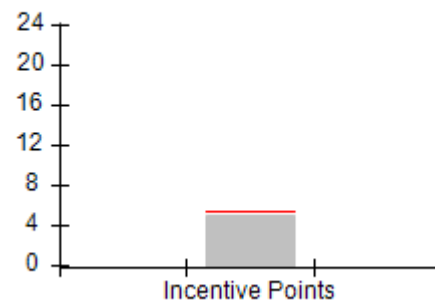
Permanency Outcomes (%)



Well-Being Outcomes (%)



Incentives Earned (Points)







**DHS, DFCS, Office of Provider Management**  
**Performance-Based Placement Measures**  
**RBWO Provider GA+SCORECARD - CPA**



**Report Quarter: Q4 FY2017**

**Provider/Program Name: Care4All Children Services, Inc. - College Park (5206) - CPA**

<b>1651 Phoenix Blvd., College Park, GA 30349</b>  <b>Phone: 678-719-9677</b>  <b>Vendor ID# 133468</b>		<b>Quarterly Scores (Grades)</b>		<b>Current Quarter Score (Grade)</b>
		<b>Q1: 99.00 (A+)</b>	<b>Q2: 99.94 (A+)</b>	<b>95.07%</b>
		<b>Q3: 94.54 (A)</b>	<b>Q4: 95.07 (A)</b>	<b>(A)</b>
# New Foster Homes During Quarter: 0		# Children in Care During Quarter: 31	# Placements During Quarter: 32	# Children in Care On Last Day: 26
	<b>Avg Performance All CPAs (%)</b>	<b>Provider Performance (%)*</b>	<b>Possible Points (Weight)</b>	<b>Provider Points Earned</b>
<b>OPM Monitoring Reviews</b>				
Annual Comprehensive Reviews	89%	80%	25	20.09
Safety Reviews	95%	100%	15	15.00
<b>Monitoring Sub-Total</b>			<b>40</b>	<b>35.09</b>
<b>CPA Safety Outcomes</b>				
Incidence of Maltreatment	0.26%	No Substantiated Reports	10	10.00
Staff Training	78%	75%	10	7.50
<b>Safety Sub-Total</b>			<b>20</b>	<b>17.50</b>
<b>CPA Permanency Outcomes</b>				
Placement Stability	91%	94%	15	14.10
<b>Permanency Sub-Total</b>			<b>15</b>	<b>14.10</b>
<b>CPA Well-Being Outcomes</b>				
EPSDT Medical Visits	83%	88%	4	3.52
EPSDT Dental Visits	77%	84%	4	3.36
Academic Supports	75%	100%	3	3.00
Provider ECEM Visits	91%	100%	7	7.00
Provider General Contacts	89%	100%	7	7.00
Placements with Siblings	60%	82%	Not Scored	Not Scored
Placements within Legal County	16%	0%	Not Scored	Not Scored
<b>Well-Being Sub-Total</b>			<b>25</b>	<b>23.88</b>

\*Performance calculation descriptions can be found in the FY 2017 RBWO PBP Measurements and Standards Guide.

<b>Monitoring &amp; Outcomes: Possible Points = 100</b>		<b>Points Earned: 90.57</b>	
<b>Score Before Incentives Credit</b>			<b>90.57%</b>
<b>Incentives Awarded</b>			<b>4.90 pts</b>
<b>PBP Verification</b>			<b>-0.40 pts</b>
<b>Total Score</b>			<b>95.07%</b>

**Provider/Program Name: Care4All Children Services, Inc. - College Park (5206) - CPA**



**DHS, DFCS, Office of Provider Management**  
**Performance-Based Placement Measures**  
**RBWO Provider GA+SCORECARD - CPA**



**Report Quarter: Q4 FY2017**

# New Foster Homes During Quarter: 0		# Children in Care During Quarter: 31	# Placements During Quarter: 32	# Children in Care On Last Day: 26
<b>CPA Incentive Credits</b>	<b>Avg Performance All CPAs (%)</b>	<b>Provider Performance (%)*</b>	<b>Possible Points (Weight)</b>	<b>Provider Points Earned</b>
Early EPSDT Medical Visits		70%	2	1.40
Early EPSDT Dental Visits		80%	2	1.60
Permanency Contacts		None Planned	5	
Additional Academic Supports		95%	2	1.90
Foster Hm Retention Rate (threshold = 90)		71%	2	0.00
Foster Hm Recruitment (threshold = 100)		0%	2	0.00
Active Agency Accreditation		0%	4	0.00
Staff Clinical Licensure		0%	5	0.00
<b>Incentives Total</b>	<b>5.32</b>		<b>24</b>	<b>4.90</b>
Maximum total combined incentive credit allowed is 10 points.			<b>Incentives Awarded</b>	<b>4.90</b>
*Performance calculation descriptions can be found in the FY 2017 RBWO PBP Measurements and Standards Guide.				

### Child Protective Services Investigations and Dispositions

The following investigations data, which is not used for scoring but is considered significant to a provider's performance, is from Georgia SHINES and is not considered final or complete until the end of the fiscal year.

Total Reports:	2	
Number Screened In:	1	
Number Screened Out:	1	
Number Substantiated:	0	
Number Unsubstantiated:	2	
Number Active CPS Investigations:	-1	



DHS, DFCS, Office of Provider Management  
**Performance-Based Placement Measures**  
**RBWO Provider GA+SCORECARD - CPA**



Report Quarter: Q4 FY2017

**Provider/Program Name: Care4All Children Services, Inc. - Lawrenceville (5147) - CPA**

1174 McKendree Church Rd , Lawrenceville,  
 GA 30043

Phone: 678-719-9677

Vendor ID# 115381

**Quarterly Scores (Grades)**

**Current Quarter Score (Grade)**

Q1: 99.68 (A+)

Q2: 99.52 (A+)

95.42%

Q3: 99.87 (A+)

Q4: 95.42 (A)

(A)

# New Foster Homes During Quarter: 5

# Children in Care During  
 Quarter: 82

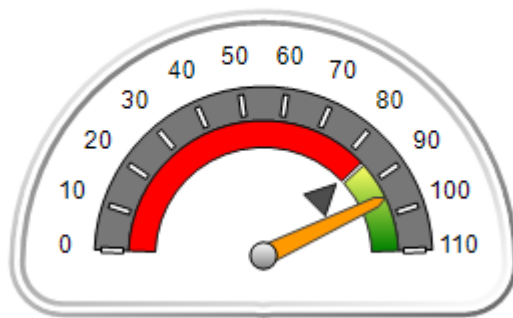
# Placements During  
 Quarter: 90

# Children in Care On Last  
 Day: 61

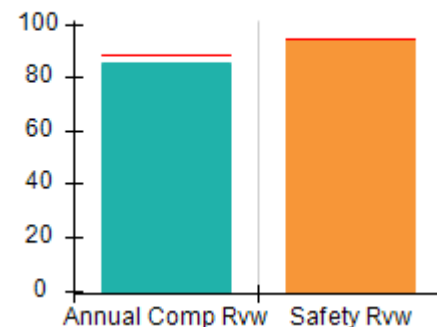
**Quarterly Provider Comparisons to All CPAs**

▼ — indicates average for all CPAs

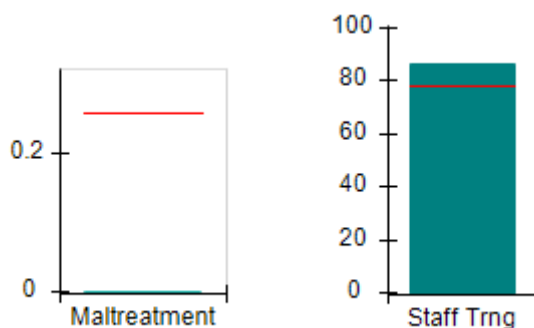
**Overall Score (%)**



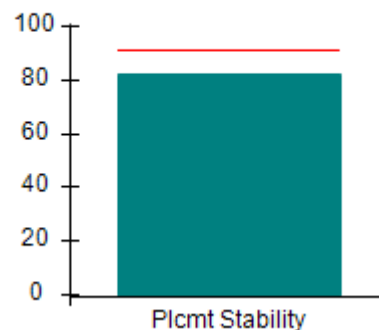
**OPM Monitoring Reviews (%)**



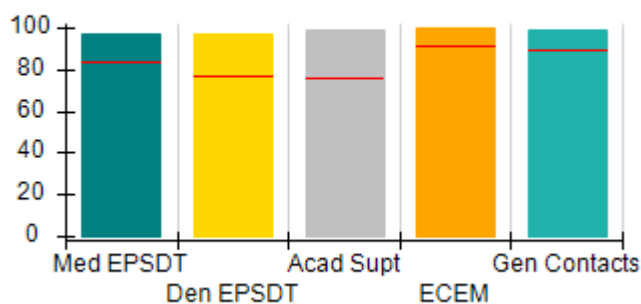
**Safety Outcomes (%)**



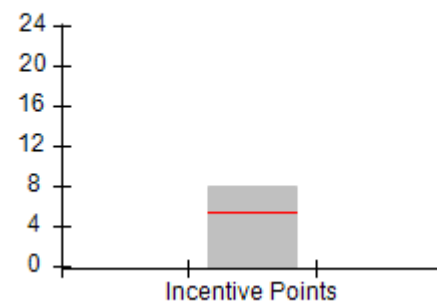
**Permanency Outcomes (%)**



**Well-Being Outcomes (%)**



**Incentives Earned (Points)**





**DHS, DFCS, Office of Provider Management**  
**Performance-Based Placement Measures**  
**RBWO Provider GA+SCORECARD - CPA**



**Report Quarter: Q4 FY2017**

**Provider/Program Name: Care4All Children Services, Inc. - Lawrenceville (5147) - CPA**

**1174 McKendree Church Rd , Lawrenceville, GA 30043**

**Phone: 678-719-9677**

**Vendor ID# 115381**

Quarterly Scores (Grades)		Current Quarter Score (Grade)
Q1: 99.68 (A+)	Q2: 99.52 (A+)	<b>95.42% (A)</b>
Q3: 99.87 (A+)	Q4: 95.42 (A)	

# New Foster Homes During Quarter: 5	# Children in Care During Quarter: 82	# Placements During Quarter: 90	# Children in Care On Last Day: 61
--------------------------------------	---------------------------------------	---------------------------------	------------------------------------

	Avg Performance All CPAs (%)	Provider Performance (%)*	Possible Points (Weight)	Provider Points Earned
--	------------------------------	---------------------------	--------------------------	------------------------

**OPM Monitoring Reviews**

Annual Comprehensive Reviews	89%	85%	25	21.27
Safety Reviews	95%	94%	15	14.14
<b>Monitoring Sub-Total</b>			<b>40</b>	<b>35.41</b>

**CPA Safety Outcomes**

Incidence of Maltreatment	0.26%	No Substantiated Reports	10	10.00
Staff Training	78%	86%	10	8.60
<b>Safety Sub-Total</b>			<b>20</b>	<b>18.60</b>

**CPA Permanency Outcomes**

Placement Stability	91%	82%	15	12.30
<b>Permanency Sub-Total</b>			<b>15</b>	<b>12.30</b>

**CPA Well-Being Outcomes**

EPSDT Medical Visits	83%	97%	4	3.88
EPSDT Dental Visits	77%	97%	4	3.88
Academic Supports	75%	99%	3	2.97
Provider ECEM Visits	91%	100%	7	7.00
Provider General Contacts	89%	99%	7	6.93
Placements with Siblings	60%	70%	Not Scored	Not Scored
Placements within Legal County	16%	19%	Not Scored	Not Scored
<b>Well-Being Sub-Total</b>			<b>25</b>	<b>24.66</b>

\*Performance calculation descriptions can be found in the FY 2017 RBWO PBP Measurements and Standards Guide.

<b>Monitoring &amp; Outcomes: Possible Points = 100</b>	<b>Points Earned: 90.97</b>
<b>Score Before Incentives Credit</b>	<b>90.97%</b>
<b>Incentives Awarded</b>	<b>8.04 pts</b>
<b>PBP Verification</b>	<b>-3.59 pts</b>
<b>Total Score</b>	<b>95.42%</b>

**Provider/Program Name: Care4All Children Services, Inc. - Lawrenceville (5147) - CPA**



DHS, DFCS, Office of Provider Management  
**Performance-Based Placement Measures**  
**RBWO Provider GA+SCORECARD - CPA**



**Report Quarter: Q4 FY2017**

# New Foster Homes During Quarter: 5		# Children in Care During Quarter: 82	# Placements During Quarter: 90	# Children in Care On Last Day: 61
CPA Incentive Credits	Avg Performance All CPAs (%)	Provider Performance (%)*	Possible Points (Weight)	Provider Points Earned
Early EPSDT Medical Visits		87%	2	1.74
Early EPSDT Dental Visits		91%	2	1.82
Permanency Contacts		None Planned	5	
Additional Academic Supports		99%	2	1.98
Foster Hm Retention Rate (threshold = 90)		80%	2	0.00
Foster Hm Recruitment (threshold = 100)		100%	2	2.00
Active Agency Accreditation		0%	4	0.00
Staff Clinical Licensure		10%	5	0.50
<b>Incentives Total</b>	<b>5.32</b>		<b>24</b>	<b>8.04</b>
Maximum total combined incentive credit allowed is 10 points.			<b>Incentives Awarded</b>	<b>8.04</b>
*Performance calculation descriptions can be found in the FY 2017 RBWO PBP Measurements and Standards Guide.				

### Child Protective Services Investigations and Dispositions

The following investigations data, which is not used for scoring but is considered significant to a provider's performance, is from Georgia SHINES and is not considered final or complete until the end of the fiscal year.

Total Reports:	4	
Number Screened In:	2	
Number Screened Out:	2	
Number Substantiated:	0	
Number Unsubstantiated:	3	
Number Active CPS Investigations:	-1	



**DHS, DFCS, Office of Provider Management**  
**Performance-Based Placement Measures**  
**RBWO Provider GA+SCORECARD - CPA**



**Report Quarter: Q4 FY2017**

**Provider/Program Name: Centerstone of Tennessee - (5203) - CPA**

<b>206 West Hawthorne Street, Dalton, GA 30720</b>  <b>Phone: 706-618-7784</b>  <b>Vendor ID# 132186</b>	Quarterly Scores (Grades)		Current Quarter Score (Grade)
	Q1: 98.32 (A+)	Q2: 102.07 (A+)	<b>92.42%</b>  <b>(A-)</b>
	Q3: 95.59 (A)	Q4: 92.42 (A-)	
# New Foster Homes During Quarter: 0	# Children in Care During Quarter: 3	# Placements During Quarter: 3	# Children in Care On Last Day: 3

**Quarterly Provider Comparisons to All CPAs**

▼ — indicates average for all CPAs





**DHS, DFCS, Office of Provider Management**  
**Performance-Based Placement Measures**  
**RBWO Provider GA+SCORECARD - CPA**



**Report Quarter: Q4 FY2017**

**Provider/Program Name: Centerstone of Tennessee - (5203) - CPA**

<b>206 West Hawthorne Street, Dalton, GA 30720</b>  <b>Phone: 706-618-7784</b>  <b>Vendor ID# 132186</b>		<b>Quarterly Scores (Grades)</b>		<b>Current Quarter Score (Grade)</b>
		<b>Q1: 98.32 (A+)</b>	<b>Q2: 102.07 (A+)</b>	<b>92.42%</b>
		<b>Q3: 95.59 (A)</b>	<b>Q4: 92.42 (A-)</b>	<b>(A-)</b>
# New Foster Homes During Quarter: 0		# Children in Care During Quarter: 3	# Placements During Quarter: 3	# Children in Care On Last Day: 3
	<b>Avg Performance All CPAs (%)</b>	<b>Provider Performance (%)*</b>	<b>Possible Points (Weight)</b>	<b>Provider Points Earned</b>
<b>OPM Monitoring Reviews</b>				
Annual Comprehensive Reviews	89%	Not Yet Conducted		
Safety Reviews	95%	94%	15	14.16
<b>Monitoring Sub-Total</b>			<b>15</b>	<b>14.16</b>
<b>CPA Safety Outcomes</b>				
Incidence of Maltreatment	0.26%	No Substantiated Reports	10	10.00
Staff Training	78%	100%	10	10.00
<b>Safety Sub-Total</b>			<b>20</b>	<b>20.00</b>
<b>CPA Permanency Outcomes</b>				
Placement Stability	91%	100%	15	15.00
<b>Permanency Sub-Total</b>			<b>15</b>	<b>15.00</b>
<b>CPA Well-Being Outcomes</b>				
EPSDT Medical Visits	83%	100%	4	4.00
EPSDT Dental Visits	77%	100%	4	4.00
Academic Supports	75%	100%	3	3.00
Provider ECEM Visits	91%	44%	7	3.08
Provider General Contacts	89%	44%	7	3.08
Placements with Siblings	60%	0%	Not Scored	Not Scored
Placements within Legal County	16%	Not Eligible	Not Scored	Not Scored
<b>Well-Being Sub-Total</b>			<b>25</b>	<b>17.16</b>

\*Performance calculation descriptions can be found in the FY 2017 RBWO PBP Measurements and Standards Guide.

<b>Monitoring &amp; Outcomes: Possible Points = 75</b>		<b>Points Earned: 66.32</b>	
<b>Score Before Incentives Credit</b>			<b>88.42%</b>
<b>Incentives Awarded</b>			<b>4.00 pts</b>
<b>PBP Verification</b>			<b>0.00 pts</b>
<b>Total Score</b>			<b>92.42%</b>

**Provider/Program Name: Centerstone of Tennessee - (5203) - CPA**



**DHS, DFCS, Office of Provider Management**  
**Performance-Based Placement Measures**  
**RBWO Provider GA+SCORECARD - CPA**



**Report Quarter: Q4 FY2017**

# New Foster Homes During Quarter: 0		# Children in Care During Quarter: 3	# Placements During Quarter: 3	# Children in Care On Last Day: 3
CPA Incentive Credits	Avg Performance All CPAs (%)	Provider Performance (%)*	Possible Points (Weight)	Provider Points Earned
Early EPSDT Medical Visits		Not Eligible	2	
Early EPSDT Dental Visits		0%	2	0.00
Permanency Contacts		None Planned	5	
Additional Academic Supports		0%	2	0.00
Foster Hm Retention Rate (threshold = 90)		100%	2	2.00
Foster Hm Recruitment (threshold = 100)		0%	2	0.00
Active Agency Accreditation		50%	4	2.00
Staff Clinical Licensure		0%	5	0.00
<b>Incentives Total</b>	<b>5.32</b>		<b>24</b>	<b>4.00</b>
Maximum total combined incentive credit allowed is 10 points.			<b>Incentives Awarded</b>	<b>4.00</b>
*Performance calculation descriptions can be found in the FY 2017 RBWO PBP Measurements and Standards Guide.				

### Child Protective Services Investigations and Dispositions

The following investigations data, which is not used for scoring but is considered significant to a provider's performance, is from Georgia SHINES and is not considered final or complete until the end of the fiscal year.

Total Reports:	0	
Number Screened In:	0	
Number Screened Out:	0	
Number Substantiated:	0	
Number Unsubstantiated:	0	
Number Active CPS Investigations:	0	





DHS, DFCS, Office of Provider Management  
**Performance-Based Placement Measures**  
**RBWO Provider GA+SCORECARD - CPA**



Report Quarter: Q4 FY2017

**Provider/Program Name: Childkind, Inc - (583) - CPA**

1990 Lakeside Parkway, Tucker, GA 30084

Phone: 404-248-1980

Vendor ID# 35271

**Quarterly Scores (Grades)**

Q1: 102.69 (A+)

Q2: 101.33 (A+)

Q3: 102.40 (A+)

Q4: 97.79 (A+)

**Current Quarter Score (Grade)**

**97.79%**

**(A+)**

# New Foster Homes During Quarter: 3

# Children in Care During Quarter: 72

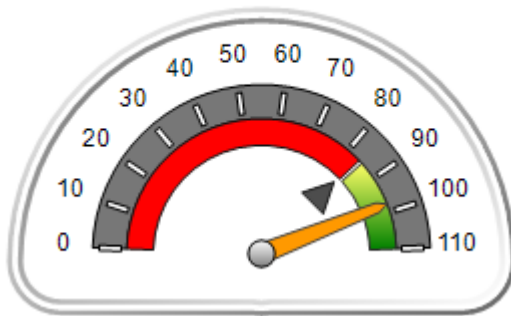
# Placements During Quarter: 77

# Children in Care On Last Day: 62

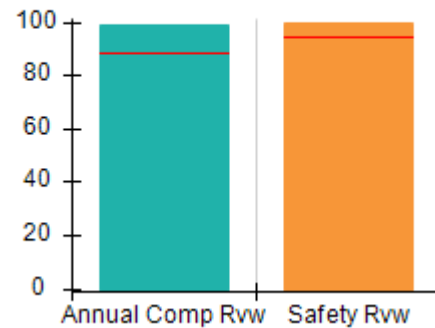
**Quarterly Provider Comparisons to All CPAs**

— indicates average for all CPAs

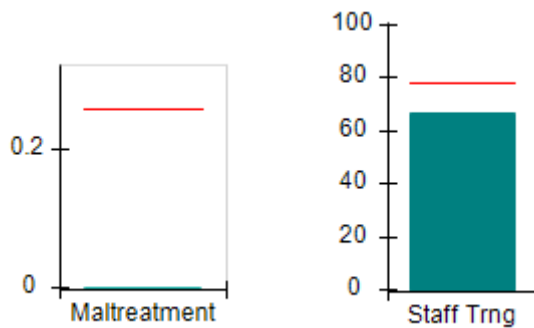
**Overall Score (%)**



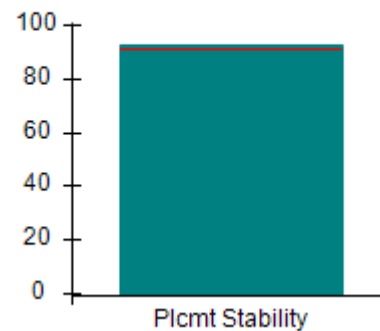
**OPM Monitoring Reviews (%)**



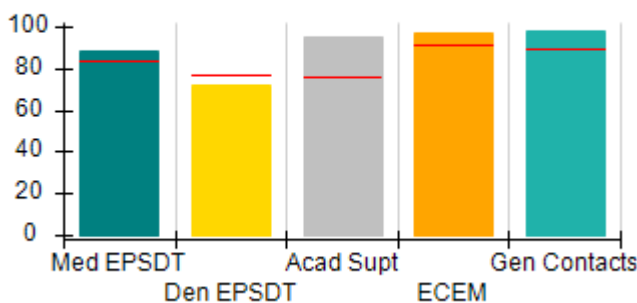
**Safety Outcomes (%)**



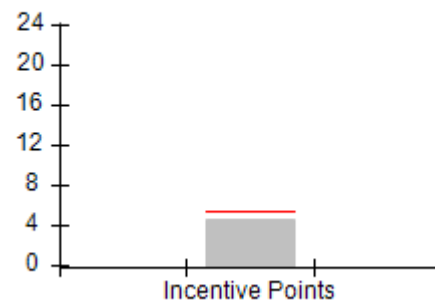
**Permanency Outcomes (%)**



**Well-Being Outcomes (%)**



**Incentives Earned (Points)**





**DHS, DFCS, Office of Provider Management**  
**Performance-Based Placement Measures**  
**RBWO Provider GA+SCORECARD - CPA**



**Report Quarter: Q4 FY2017**

**Provider/Program Name: Childkind, Inc - (583) - CPA**

<b>1990 Lakeside Parkway, Tucker, GA 30084</b>  <b>Phone: 404-248-1980</b>  <b>Vendor ID# 35271</b>		<b>Quarterly Scores (Grades)</b>		<b>Current Quarter Score (Grade)</b>
		<b>Q1: 102.69 (A+)</b>	<b>Q2: 101.33 (A+)</b>	<b>97.79%</b>
		<b>Q3: 102.40 (A+)</b>	<b>Q4: 97.79 (A+)</b>	<b>(A+)</b>
# New Foster Homes During Quarter: 3		# Children in Care During Quarter: 72	# Placements During Quarter: 77	# Children in Care On Last Day: 62
	<b>Avg Performance All CPAs (%)</b>	<b>Provider Performance (%)*</b>	<b>Possible Points (Weight)</b>	<b>Provider Points Earned</b>
<b>OPM Monitoring Reviews</b>				
Annual Comprehensive Reviews	89%	99%	25	24.75
Safety Reviews	95%	100%	15	14.93
<b>Monitoring Sub-Total</b>			<b>40</b>	<b>39.68</b>
<b>CPA Safety Outcomes</b>				
Incidence of Maltreatment	0.26%	No Substantiated Reports	10	10.00
Staff Training	78%	67%	10	6.70
<b>Safety Sub-Total</b>			<b>20</b>	<b>16.70</b>
<b>CPA Permanency Outcomes</b>				
Placement Stability	91%	93%	15	13.95
<b>Permanency Sub-Total</b>			<b>15</b>	<b>13.95</b>
<b>CPA Well-Being Outcomes</b>				
EPSDT Medical Visits	83%	88%	4	3.52
EPSDT Dental Visits	77%	72%	4	2.88
Academic Supports	75%	95%	3	2.85
Provider ECEM Visits	91%	97%	7	6.79
Provider General Contacts	89%	98%	7	6.86
Placements with Siblings	60%	72%	Not Scored	Not Scored
Placements within Legal County	16%	8%	Not Scored	Not Scored
<b>Well-Being Sub-Total</b>			<b>25</b>	<b>22.90</b>

\*Performance calculation descriptions can be found in the FY 2017 RBWO PBP Measurements and Standards Guide.

<b>Monitoring &amp; Outcomes: Possible Points = 100</b>		<b>Points Earned: 93.23</b>	
<b>Score Before Incentives Credit</b>			<b>93.23%</b>
<b>Incentives Awarded</b>			<b>4.56 pts</b>
<b>PBP Verification</b>			<b>0.00 pts</b>
<b>Total Score</b>			<b>97.79%</b>

**Provider/Program Name: Childkind, Inc - (583) - CPA**



**DHS, DFCS, Office of Provider Management**  
**Performance-Based Placement Measures**  
**RBWO Provider GA+SCORECARD - CPA**



**Report Quarter: Q4 FY2017**

# New Foster Homes During Quarter: 3		# Children in Care During Quarter: 72	# Placements During Quarter: 77	# Children in Care On Last Day: 62
<b>CPA Incentive Credits</b>	<b>Avg Performance All CPAs (%)</b>	<b>Provider Performance (%)*</b>	<b>Possible Points (Weight)</b>	<b>Provider Points Earned</b>
Early EPSDT Medical Visits		65%	2	1.30
Early EPSDT Dental Visits		38%	2	0.76
Permanency Contacts		None Planned	5	
Additional Academic Supports		0%	2	0.00
Foster Hm Retention Rate (threshold = 90)		82%	2	0.00
Foster Hm Recruitment (threshold = 100)		50%	2	0.00
Active Agency Accreditation		50%	4	2.00
Staff Clinical Licensure		10%	5	0.50
<b>Incentives Total</b>	<b>5.32</b>		<b>24</b>	<b>4.56</b>
Maximum total combined incentive credit allowed is 10 points.			<b>Incentives Awarded</b>	<b>4.56</b>
*Performance calculation descriptions can be found in the FY 2017 RBWO PBP Measurements and Standards Guide.				

### Child Protective Services Investigations and Dispositions

The following investigations data, which is not used for scoring but is considered significant to a provider's performance, is from Georgia SHINES and is not considered final or complete until the end of the fiscal year.

Total Reports:	4
Number Screened In:	3
Number Screened Out:	1
Number Substantiated:	0
Number Unsubstantiated:	3
Number Active CPS Investigations:	0



DHS, DFCS, Office of Provider Management  
**Performance-Based Placement Measures**  
**RBWO Provider GA+SCORECARD - CPA**



Report Quarter: Q4 FY2017

**Provider/Program Name: Choices for Life Of GA - Valdosta (943) - CPA**

2200 North Patterson, Valdosta, GA 31602

Phone: 229 244-1707

Vendor ID# 35275

**Quarterly Scores (Grades)**

Q1: 102.03 (A+)

Q2: 103.66 (A+)

Q3: 102.12 (A+)

Q4: 105.46 (A+)

**Current Quarter Score (Grade)**

**105.46%**

**(A+)**

# New Foster Homes During Quarter: 0

# Children in Care During Quarter: 33

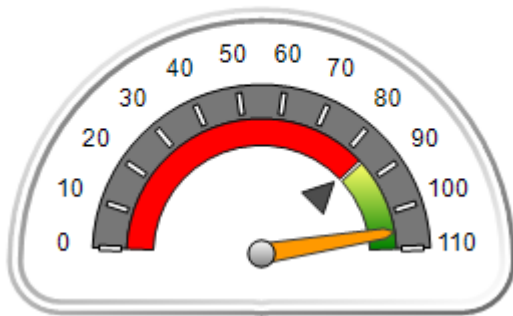
# Placements During Quarter: 33

# Children in Care On Last Day: 30

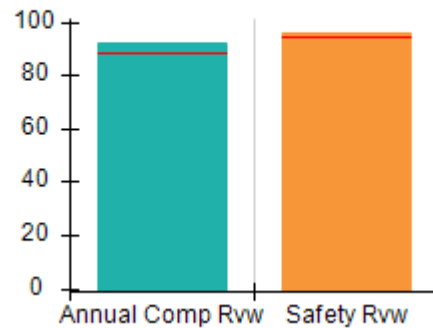
**Quarterly Provider Comparisons to All CPAs**

— indicates average for all CPAs

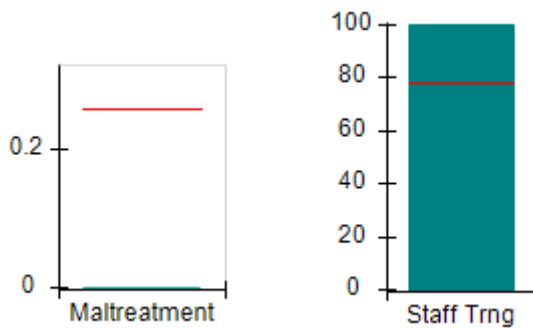
**Overall Score (%)**



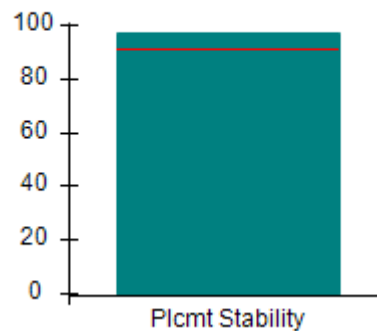
**OPM Monitoring Reviews (%)**



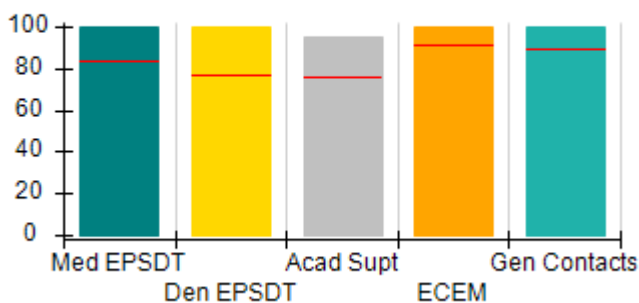
**Safety Outcomes (%)**



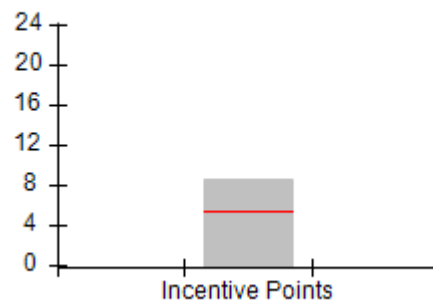
**Permanency Outcomes (%)**



**Well-Being Outcomes (%)**



**Incentives Earned (Points)**





**DHS, DFCS, Office of Provider Management**  
**Performance-Based Placement Measures**  
**RBWO Provider GA+SCORECARD - CPA**



**Report Quarter: Q4 FY2017**

**Provider/Program Name: Choices for Life Of GA - Valdosta (943) - CPA**

2200 North Patterson, Valdosta, GA 31602		<b>Quarterly Scores (Grades)</b>		<b>Current Quarter Score (Grade)</b>
Phone: 229 244-1707		Q1: 102.03 (A+)	Q2: 103.66 (A+)	<b>105.46%</b>
Vendor ID# 35275		Q3: 102.12 (A+)	Q4: 105.46 (A+)	<b>(A+)</b>
# New Foster Homes During Quarter: 0		# Children in Care During Quarter: 33	# Placements During Quarter: 33	# Children in Care On Last Day: 30
	<b>Avg Performance All CPAs (%)</b>	<b>Provider Performance (%)*</b>	<b>Possible Points (Weight)</b>	<b>Provider Points Earned</b>
<b>OPM Monitoring Reviews</b>				
Annual Comprehensive Reviews	89%	92%	25	23.02
Safety Reviews	95%	96%	15	14.43
<b>Monitoring Sub-Total</b>			<b>40</b>	<b>37.44</b>
<b>CPA Safety Outcomes</b>				
Incidence of Maltreatment	0.26%	No Substantiated Reports	10	10.00
Staff Training	78%	100%	10	10.00
<b>Safety Sub-Total</b>			<b>20</b>	<b>20.00</b>
<b>CPA Permanency Outcomes</b>				
Placement Stability	91%	97%	15	14.55
<b>Permanency Sub-Total</b>			<b>15</b>	<b>14.55</b>
<b>CPA Well-Being Outcomes</b>				
EPSDT Medical Visits	83%	100%	4	4.00
EPSDT Dental Visits	77%	100%	4	4.00
Academic Supports	75%	95%	3	2.85
Provider ECEM Visits	91%	100%	7	7.00
Provider General Contacts	89%	100%	7	7.00
Placements with Siblings	60%	14%	Not Scored	Not Scored
Placements within Legal County	16%	0%	Not Scored	Not Scored
<b>Well-Being Sub-Total</b>			<b>25</b>	<b>24.85</b>

\*Performance calculation descriptions can be found in the FY 2017 RBWO PBP Measurements and Standards Guide.

<b>Monitoring &amp; Outcomes: Possible Points = 100</b>		<b>Points Earned: 96.84</b>	
<b>Score Before Incentives Credit</b>			<b>96.84%</b>
<b>Incentives Awarded</b>			<b>8.62 pts</b>
<b>PBP Verification</b>			<b>0.00 pts</b>
<b>Total Score</b>			<b>105.46%</b>

**Provider/Program Name: Choices for Life Of GA - Valdosta (943) - CPA**



**DHS, DFCS, Office of Provider Management**  
**Performance-Based Placement Measures**  
**RBWO Provider GA+SCORECARD - CPA**



**Report Quarter: Q4 FY2017**

# New Foster Homes During Quarter: 0		# Children in Care During Quarter: 33	# Placements During Quarter: 33	# Children in Care On Last Day: 30
CPA Incentive Credits	Avg Performance All CPAs (%)	Provider Performance (%)*	Possible Points (Weight)	Provider Points Earned
Early EPSDT Medical Visits		100%	2	2.00
Early EPSDT Dental Visits		92%	2	1.84
Permanency Contacts		None Planned	5	
Additional Academic Supports		39%	2	0.78
Foster Hm Retention Rate (threshold = 90)		100%	2	2.00
Foster Hm Recruitment (threshold = 100)		0%	2	0.00
Active Agency Accreditation		50%	4	2.00
Staff Clinical Licensure		0%	5	0.00
<b>Incentives Total</b>	<b>5.32</b>		<b>24</b>	<b>8.62</b>
Maximum total combined incentive credit allowed is 10 points.			<b>Incentives Awarded</b>	<b>8.62</b>
*Performance calculation descriptions can be found in the FY 2017 RBWO PBP Measurements and Standards Guide.				

### Child Protective Services Investigations and Dispositions

The following investigations data, which is not used for scoring but is considered significant to a provider's performance, is from Georgia SHINES and is not considered final or complete until the end of the fiscal year.

Total Reports:	0
Number Screened In:	0
Number Screened Out:	0
Number Substantiated:	0
Number Unsubstantiated:	3
Number Active CPS Investigations:	-3



DHS, DFCS, Office of Provider Management  
**Performance-Based Placement Measures**  
**RBWO Provider GA+SCORECARD - CPA**



Report Quarter: Q4 FY2017

**Provider/Program Name: CHRIS 180 Inc. - DBA: Gateway Foster Care (5166) - CPA**

1017 Fayetteville Road, Atlanta, GA 30316

Phone: 404-844-4981

Vendor ID# 117441

**Quarterly Scores (Grades)**

Q1: 96.98 (A)

Q2: 98.98 (A+)

Q3: 98.98 (A+)

Q4: 96.98 (A)

**Current Quarter Score (Grade)**

**96.98%**

**(A)**

# New Foster Homes During Quarter: 0

# Children in Care During  
Quarter: 0

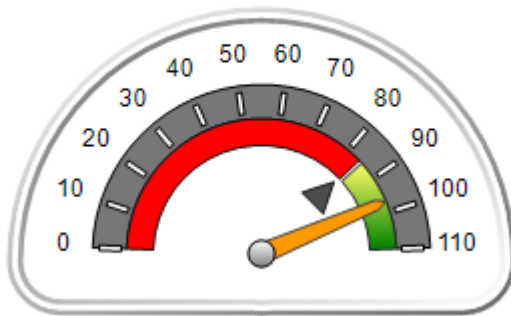
# Placements During  
Quarter: 0

# Children in Care On Last  
Day: 0

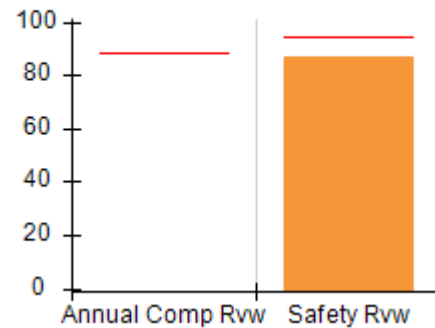
**Quarterly Provider Comparisons to All CPAs**

— indicates average for all CPAs

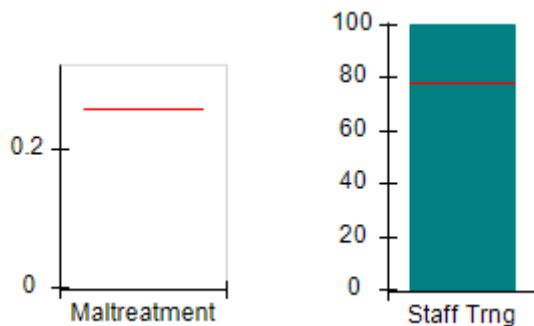
**Overall Score (%)**



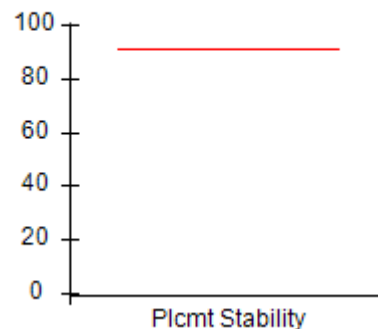
**OPM Monitoring Reviews (%)**



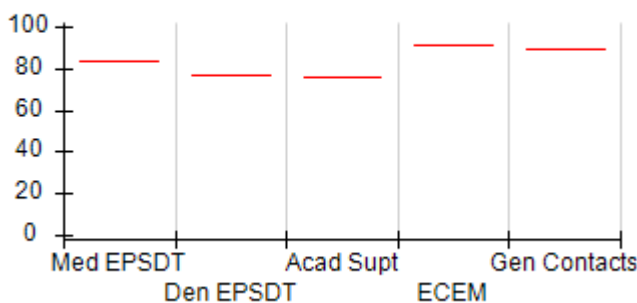
**Safety Outcomes (%)**



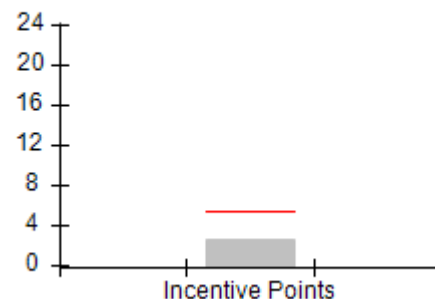
**Permanency Outcomes (%)**



**Well-Being Outcomes (%)**



**Incentives Earned (Points)**





**DHS, DFCS, Office of Provider Management**  
**Performance-Based Placement Measures**  
**RBWO Provider GA+SCORECARD - CPA**



**Report Quarter: Q4 FY2017**

**Provider/Program Name: CHRIS 180 Inc. - DBA: Gateway Foster Care (5166) - CPA**

<b>1017 Fayetteville Road, Atlanta, GA 30316</b>  <b>Phone: 404-844-4981</b>  <b>Vendor ID# 117441</b>		<b>Quarterly Scores (Grades)</b>		<b>Current Quarter Score (Grade)</b>
		<b>Q1: 96.98 (A)</b>	<b>Q2: 98.98 (A+)</b>	<b>96.98%</b>
		<b>Q3: 98.98 (A+)</b>	<b>Q4: 96.98 (A)</b>	<b>(A)</b>
# New Foster Homes During Quarter: 0		# Children in Care During Quarter: 0	# Placements During Quarter: 0	# Children in Care On Last Day: 0
	<b>Avg Performance All CPAs (%)</b>	<b>Provider Performance (%)*</b>	<b>Possible Points (Weight)</b>	<b>Provider Points Earned</b>
<b>OPM Monitoring Reviews</b>				
Annual Comprehensive Reviews	89%	Not Yet Conducted		
Safety Reviews	95%	87%	15	13.07
<b>Monitoring Sub-Total</b>			<b>15</b>	<b>13.07</b>
<b>CPA Safety Outcomes</b>				
Incidence of Maltreatment	0.26%	Not Eligible		
Staff Training	78%	100%	20	20.00
<b>Safety Sub-Total</b>			<b>20</b>	<b>20.00</b>
<b>CPA Permanency Outcomes</b>				
Placement Stability	91%	Not Eligible		
<b>Permanency Sub-Total</b>			<b>N/A</b>	
<b>CPA Well-Being Outcomes</b>				
EPSDT Medical Visits	83%	Not Eligible		
EPSDT Dental Visits	77%	Not Eligible		
Academic Supports	75%	Not Eligible		
Provider ECEM Visits	91%	Not Eligible		
Provider General Contacts	89%	Not Eligible		
Placements with Siblings	60%	Not Eligible	Not Scored	Not Scored
Placements within Legal County	16%	Not Eligible	Not Scored	Not Scored
<b>Well-Being Sub-Total</b>			<b>N/A</b>	

\*Performance calculation descriptions can be found in the FY 2017 RBWO PBP Measurements and Standards Guide.

<b>Monitoring &amp; Outcomes: Possible Points = 35</b>		<b>Points Earned: 33.07</b>	
<b>Score Before Incentives Credit</b>			<b>94.48%</b>
<b>Incentives Awarded</b>			<b>2.50 pts</b>
<b>PBP Verification</b>			<b>N/A pts</b>
<b>Total Score</b>			<b>96.98%</b>

**Provider/Program Name: CHRIS 180 Inc. - DBA: Gateway Foster Care (5166) - CPA**





**DHS, DFCS, Office of Provider Management**  
**Performance-Based Placement Measures**  
**RBWO Provider GA+SCORECARD - CPA**



**Report Quarter: Q4 FY2017**

# New Foster Homes During Quarter: 0		# Children in Care During Quarter: 0	# Placements During Quarter: 0	# Children in Care On Last Day: 0
CPA Incentive Credits	Avg Performance All CPAs (%)	Provider Performance (%)*	Possible Points (Weight)	Provider Points Earned
Early EPSDT Medical Visits		Not Eligible	2	
Early EPSDT Dental Visits		Not Eligible	2	
Permanency Contacts		None Planned	5	
Additional Academic Supports		Not Eligible	2	
Foster Hm Retention Rate (threshold = 90)		0%	2	0.00
Foster Hm Recruitment (threshold = 100)		0%	2	0.00
Active Agency Accreditation		50%	4	2.00
Staff Clinical Licensure		10%	5	0.50
<b>Incentives Total</b>	<b>5.32</b>		<b>24</b>	<b>2.50</b>
Maximum total combined incentive credit allowed is 10 points.			<b>Incentives Awarded</b>	<b>2.50</b>
*Performance calculation descriptions can be found in the FY 2017 RBWO PBP Measurements and Standards Guide.				

### Child Protective Services Investigations and Dispositions

The following investigations data, which is not used for scoring but is considered significant to a provider's performance, is from Georgia SHINES and is not considered final or complete until the end of the fiscal year.

Total Reports:	0
Number Screened In:	0
Number Screened Out:	0
Number Substantiated:	0
Number Unsubstantiated:	0
Number Active CPS Investigations:	0



DHS, DFCS, Office of Provider Management  
**Performance-Based Placement Measures**  
**RBWO Provider GA+SCORECARD - CPA**



Report Quarter: Q4 FY2017

**Provider/Program Name: CHRIS 180 Inc. - Lithonia (5236) - CPA**

5210 Lost Dutchman, Lithonia, GA 30038

Phone: 404-564-3402

Vendor ID# 85446

**Quarterly Scores (Grades)**

Q1: 106.50 (A+)

Q2: 99.13 (A+)

Q3: 104.33 (A+)

Q4: 100.21 (A+)

**Current Quarter Score (Grade)**

**100.21%**  
**(A+)**

# New Foster Homes During Quarter: 0

# Children in Care During Quarter: 6

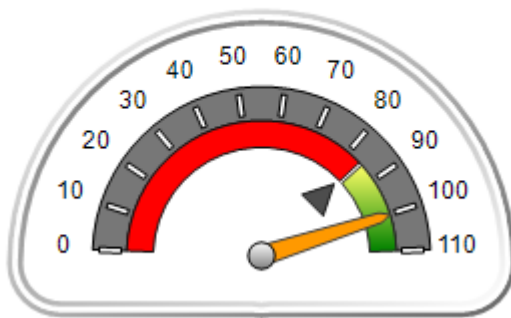
# Placements During Quarter: 6

# Children in Care On Last Day: 6

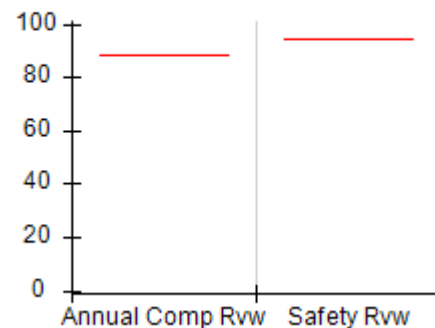
**Quarterly Provider Comparisons to All CPAs**

— indicates average for all CPAs

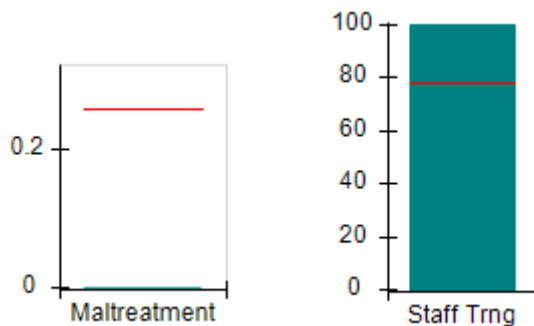
**Overall Score (%)**



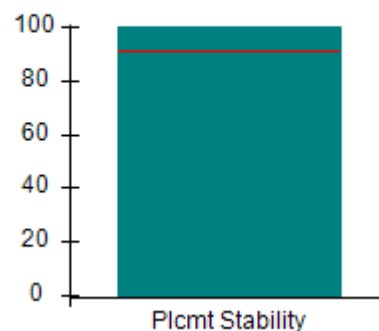
**OPM Monitoring Reviews (%)**



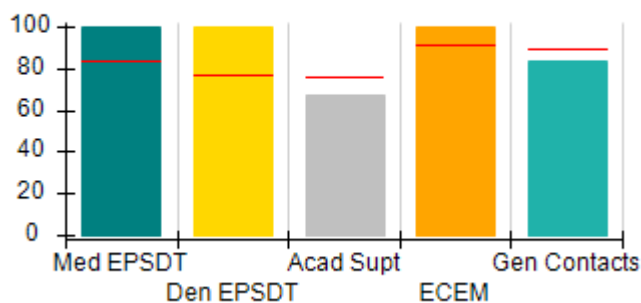
**Safety Outcomes (%)**



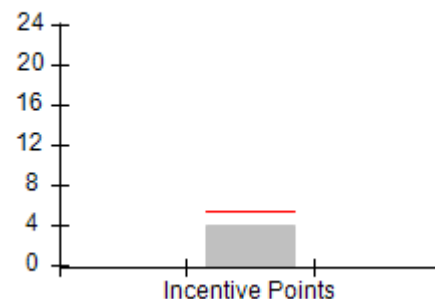
**Permanency Outcomes (%)**



**Well-Being Outcomes (%)**



**Incentives Earned (Points)**





**DHS, DFCS, Office of Provider Management**  
**Performance-Based Placement Measures**  
**RBWO Provider GA+SCORECARD - CPA**



**Report Quarter: Q4 FY2017**

**Provider/Program Name: CHRIS 180 Inc. - Lithonia (5236) - CPA**

<b>5210 Lost Dutchman, Lithonia, GA 30038</b>  <b>Phone: 404-564-3402</b>  <b>Vendor ID# 85446</b>		<b>Quarterly Scores (Grades)</b>		<b>Current Quarter Score (Grade)</b>
		<b>Q1: 106.50 (A+)</b>	<b>Q2: 99.13 (A+)</b>	<b>100.21%</b>
		<b>Q3: 104.33 (A+)</b>	<b>Q4: 100.21 (A+)</b>	<b>(A+)</b>
# New Foster Homes During Quarter: 0		# Children in Care During Quarter: 6	# Placements During Quarter: 6	# Children in Care On Last Day: 6
	<b>Avg Performance All CPAs (%)</b>	<b>Provider Performance (%)*</b>	<b>Possible Points (Weight)</b>	<b>Provider Points Earned</b>
<b>OPM Monitoring Reviews</b>				
Annual Comprehensive Reviews	89%	Not Yet Conducted		
Safety Reviews	95%	Not Yet Conducted		
<b>Monitoring Sub-Total</b>				<b>0.00</b>
<b>CPA Safety Outcomes</b>				
Incidence of Maltreatment	0.26%	No Substantiated Reports	10	10.00
Staff Training	78%	100%	10	10.00
<b>Safety Sub-Total</b>			<b>20</b>	<b>20.00</b>
<b>CPA Permanency Outcomes</b>				
Placement Stability	91%	100%	15	15.00
<b>Permanency Sub-Total</b>			<b>15</b>	<b>15.00</b>
<b>CPA Well-Being Outcomes</b>				
EPSDT Medical Visits	83%	100%	4	4.00
EPSDT Dental Visits	77%	100%	4	4.00
Academic Supports	75%	67%	3	2.01
Provider ECEM Visits	91%	100%	7	7.00
Provider General Contacts	89%	83%	7	5.81
Placements with Siblings	60%	100%	Not Scored	Not Scored
Placements within Legal County	16%	Not Eligible	Not Scored	Not Scored
<b>Well-Being Sub-Total</b>			<b>25</b>	<b>22.82</b>

\*Performance calculation descriptions can be found in the FY 2017 RBWO PBP Measurements and Standards Guide.

<b>Monitoring &amp; Outcomes: Possible Points = 60</b>		<b>Points Earned: 57.82</b>	
<b>Score Before Incentives Credit</b>		<b>96.37%</b>	
<b>Incentives Awarded</b>		<b>3.84 pts</b>	
<b>PBP Verification</b>		<b>N/A pts</b>	
<b>Total Score</b>		<b>100.21%</b>	

**Provider/Program Name: CHRIS 180 Inc. - Lithonia (5236) - CPA**



**DHS, DFCS, Office of Provider Management**  
**Performance-Based Placement Measures**  
**RBWO Provider GA+SCORECARD - CPA**



**Report Quarter: Q4 FY2017**

# New Foster Homes During Quarter: 0		# Children in Care During Quarter: 6	# Placements During Quarter: 6	# Children in Care On Last Day: 6
<b>CPA Incentive Credits</b>	<b>Avg Performance All CPAs (%)</b>	<b>Provider Performance (%)*</b>	<b>Possible Points (Weight)</b>	<b>Provider Points Earned</b>
Early EPSDT Medical Visits		Not Eligible	2	
Early EPSDT Dental Visits		Not Eligible	2	
Permanency Contacts		None Planned	5	
Additional Academic Supports		67%	2	1.34
Foster Hm Retention Rate (threshold = 90)		50%	2	0.00
Foster Hm Recruitment (threshold = 100)		0%	2	0.00
Active Agency Accreditation		50%	4	2.00
Staff Clinical Licensure		10%	5	0.50
<b>Incentives Total</b>	<b>5.32</b>		<b>24</b>	<b>3.84</b>
Maximum total combined incentive credit allowed is 10 points.			<b>Incentives Awarded</b>	<b>3.84</b>
*Performance calculation descriptions can be found in the FY 2017 RBWO PBP Measurements and Standards Guide.				

### Child Protective Services Investigations and Dispositions

The following investigations data, which is not used for scoring but is considered significant to a provider's performance, is from Georgia SHINES and is not considered final or complete until the end of the fiscal year.

Total Reports:	0	
Number Screened In:	0	
Number Screened Out:	0	
Number Substantiated:	0	
Number Unsubstantiated:	0	
Number Active CPS Investigations:	0	



**DHS, DFCS, Office of Provider Management**  
**Performance-Based Placement Measures**  
**RBWO Provider GA+SCORECARD - CPA**



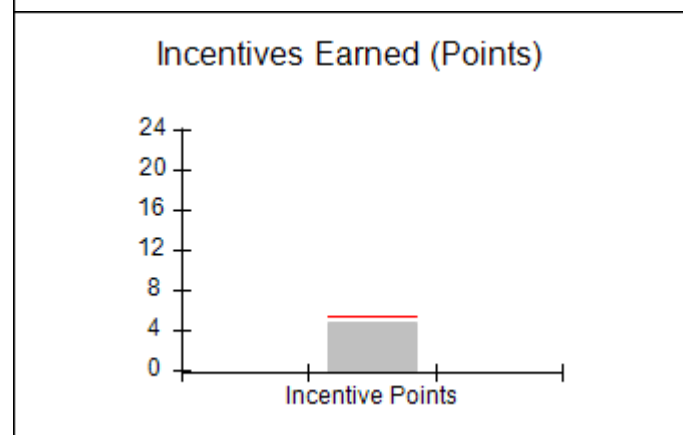
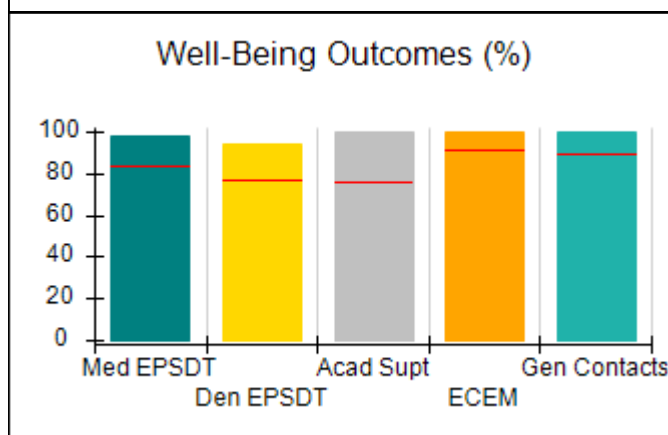
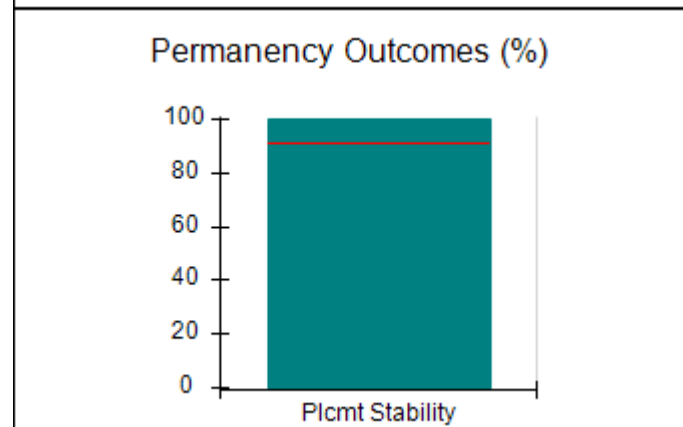
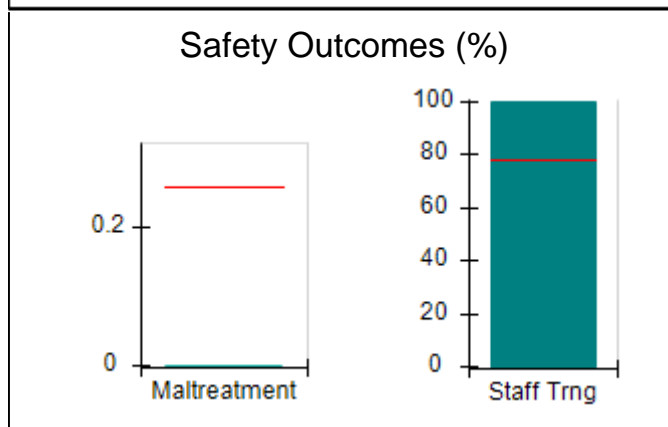
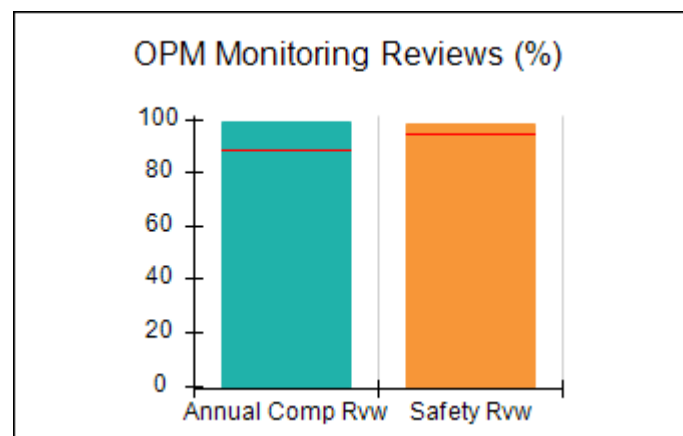
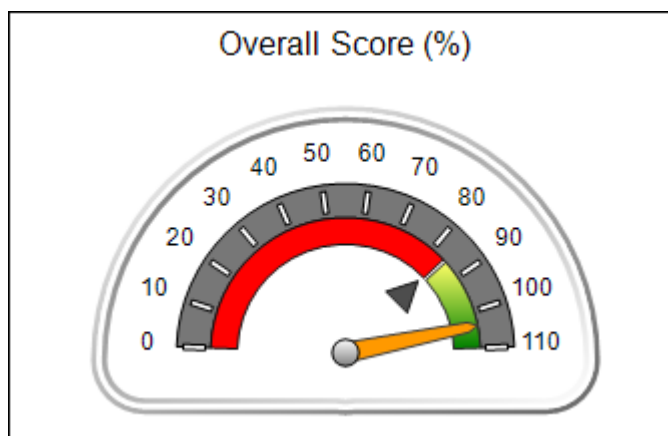
**Report Quarter: Q4 FY2017**

**Provider/Program Name: Community Connections - (586) - CPA**

<b>2300 West Park Place Blvd., Stone Mountain, GA 30087</b>  <b>Phone: 770-465-9644</b>  <b>Vendor ID# 35292</b>	Quarterly Scores (Grades)		Current Quarter Score (Grade)
	Q1: 100.10 (A+)	Q2: 102.52 (A+)	<b>103.98%</b> <b>(A+)</b>
	Q3: 104.28 (A+)	Q4: 103.98 (A+)	
# New Foster Homes During Quarter: 2	# Children in Care During Quarter: 62	# Placements During Quarter: 62	# Children in Care On Last Day: 58

**Quarterly Provider Comparisons to All CPAs**

▼ — indicates average for all CPAs





**DHS, DFCS, Office of Provider Management**  
**Performance-Based Placement Measures**  
**RBWO Provider GA+SCORECARD - CPA**



**Report Quarter: Q4 FY2017**

**Provider/Program Name: Community Connections - (586) - CPA**

**2300 West Park Place Blvd., Stone Mountain, GA 30087**

**Phone: 770-465-9644**

**Vendor ID# 35292**

Quarterly Scores (Grades)		Current Quarter Score (Grade)
Q1: 100.10 (A+)	Q2: 102.52 (A+)	<b>103.98% (A+)</b>
Q3: 104.28 (A+)	Q4: 103.98 (A+)	

# New Foster Homes During Quarter: 2

# Children in Care During Quarter: 62

# Placements During Quarter: 62

# Children in Care On Last Day: 58

	Avg Performance All CPAs (%)	Provider Performance (%)*	Possible Points (Weight)	Provider Points Earned
--	------------------------------	---------------------------	--------------------------	------------------------

**OPM Monitoring Reviews**

Annual Comprehensive Reviews	89%	99%	25	24.75
Safety Reviews	95%	98%	15	14.74
<b>Monitoring Sub-Total</b>			<b>40</b>	<b>39.48</b>

**CPA Safety Outcomes**

Incidence of Maltreatment	0.26%	No Substantiated Reports	10	10.00
Staff Training	78%	100%	10	10.00
<b>Safety Sub-Total</b>			<b>20</b>	<b>20.00</b>

**CPA Permanency Outcomes**

Placement Stability	91%	100%	15	15.00
<b>Permanency Sub-Total</b>			<b>15</b>	<b>15.00</b>

**CPA Well-Being Outcomes**

EPSDT Medical Visits	83%	98%	4	3.92
EPSDT Dental Visits	77%	94%	4	3.76
Academic Supports	75%	100%	3	3.00
Provider ECEM Visits	91%	100%	7	7.00
Provider General Contacts	89%	100%	7	7.00
Placements with Siblings	60%	54%	Not Scored	Not Scored
Placements within Legal County	16%	0%	Not Scored	Not Scored
<b>Well-Being Sub-Total</b>			<b>25</b>	<b>24.68</b>

\*Performance calculation descriptions can be found in the FY 2017 RBWO PBP Measurements and Standards Guide.

<b>Monitoring &amp; Outcomes: Possible Points = 100</b>	<b>Points Earned: 99.16</b>
<b>Score Before Incentives Credit</b>	<b>99.16%</b>
<b>Incentives Awarded</b>	<b>4.82 pts</b>
<b>PBP Verification</b>	<b>0.00 pts</b>
<b>Total Score</b>	<b>103.98%</b>

**Provider/Program Name: Community Connections - (586) - CPA**



**DHS, DFCS, Office of Provider Management**  
**Performance-Based Placement Measures**  
**RBWO Provider GA+SCORECARD - CPA**



**Report Quarter: Q4 FY2017**

# New Foster Homes During Quarter: 2		# Children in Care During Quarter: 62	# Placements During Quarter: 62	# Children in Care On Last Day: 58
<b>CPA Incentive Credits</b>	<b>Avg Performance All CPAs (%)</b>	<b>Provider Performance (%)*</b>	<b>Possible Points (Weight)</b>	<b>Provider Points Earned</b>
Early EPSDT Medical Visits		91%	2	1.82
Early EPSDT Dental Visits		50%	2	1.00
Permanency Contacts		0%	5	0.00
Additional Academic Supports		0%	2	0.00
Foster Hm Retention Rate (threshold = 90)		87%	2	0.00
Foster Hm Recruitment (threshold = 100)		50%	2	0.00
Active Agency Accreditation		0%	4	0.00
Staff Clinical Licensure		40%	5	2.00
<b>Incentives Total</b>	<b>5.32</b>		<b>24</b>	<b>4.82</b>
Maximum total combined incentive credit allowed is 10 points.			<b>Incentives Awarded</b>	<b>4.82</b>
*Performance calculation descriptions can be found in the FY 2017 RBWO PBP Measurements and Standards Guide.				

### Child Protective Services Investigations and Dispositions

The following investigations data, which is not used for scoring but is considered significant to a provider's performance, is from Georgia SHINES and is not considered final or complete until the end of the fiscal year.

Total Reports:	2	
Number Screened In:	2	
Number Screened Out:	0	
Number Substantiated:	0	
Number Unsubstantiated:	0	
Number Active CPS Investigations:	2	



**DHS, DFCS, Office of Provider Management**  
**Performance-Based Placement Measures**  
**RBWO Provider GA+SCORECARD - CPA**



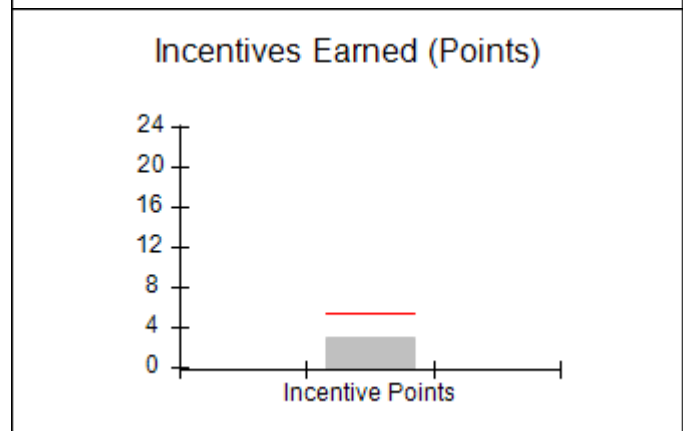
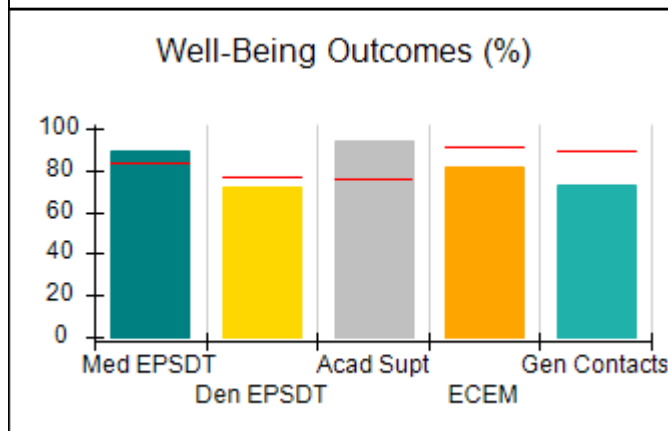
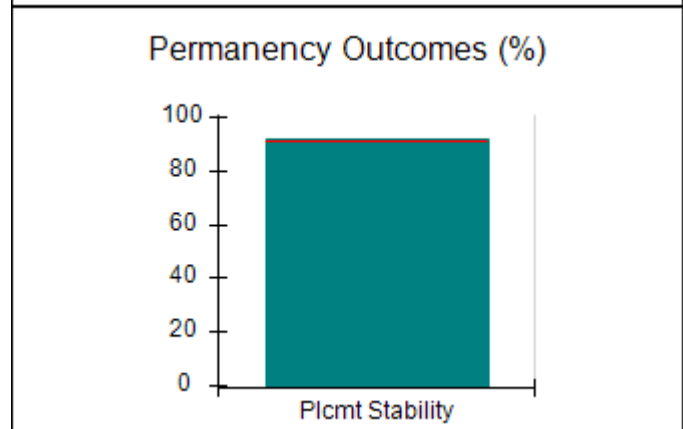
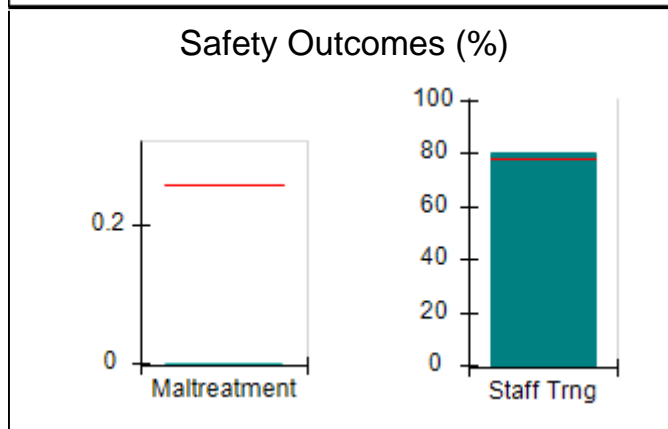
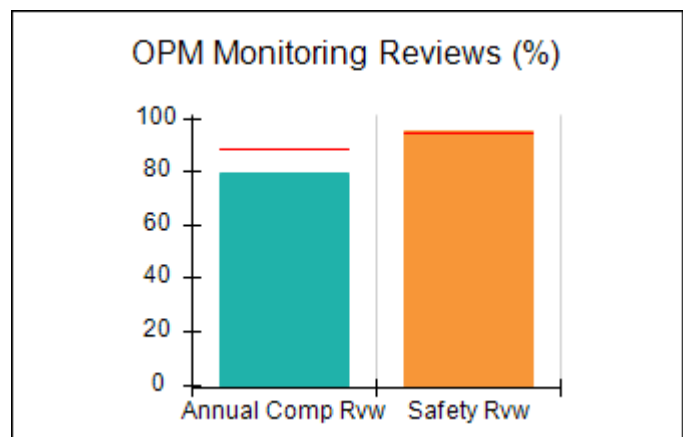
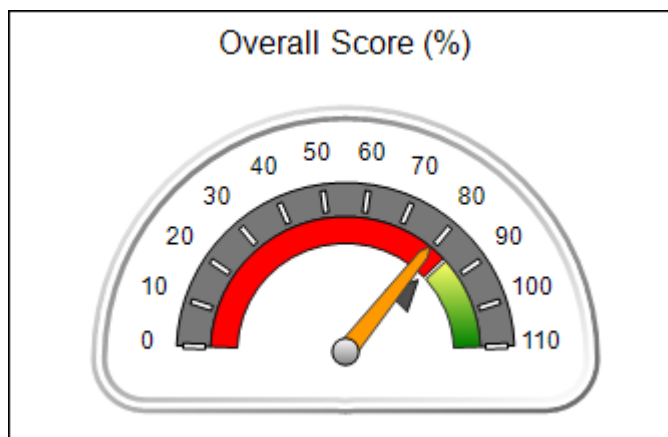
**Report Quarter: Q4 FY2017**

**Provider/Program Name: Creative Community Services - (612) - CPA**

<b>4487 Park Drive, Norcross, GA 30093</b>  <b>Phone: 770-469-6226</b>  <b>Vendor ID# 35296</b>	Quarterly Scores (Grades)		Current Quarter Score (Grade)
	Q1: 93.65 (A-)	Q2: 88.51 (B+)	<b>79.27%</b> <b>(C+)</b>
	Q3: 87.40 (B+)	Q4: 79.27 (C+)	
# New Foster Homes During Quarter: 5	# Children in Care During Quarter: 37	# Placements During Quarter: 39	# Children in Care On Last Day: 35

**Quarterly Provider Comparisons to All CPAs**

▼ — indicates average for all CPAs







**DHS, DFCS, Office of Provider Management**  
**Performance-Based Placement Measures**  
**RBWO Provider GA+SCORECARD - CPA**



**Report Quarter: Q4 FY2017**

**Provider/Program Name: Creative Community Services - (612) - CPA**

4487 Park Drive, Norcross, GA 30093		Quarterly Scores (Grades)		Current Quarter Score (Grade)
Phone: 770-469-6226		Q1: 93.65 (A-)	Q2: 88.51 (B+)	<b>79.27%</b> <b>(C+)</b>
Vendor ID# 35296		Q3: 87.40 (B+)	Q4: 79.27 (C+)	
# New Foster Homes During Quarter: 5		# Children in Care During Quarter: 37	# Placements During Quarter: 39	# Children in Care On Last Day: 35
	Avg Performance All CPAs (%)	Provider Performance (%)*	Possible Points (Weight)	Provider Points Earned
<b>OPM Monitoring Reviews</b>				
Annual Comprehensive Reviews	89%	79%	25	19.81
Safety Reviews	95%	95%	15	14.27
<b>Monitoring Sub-Total</b>			<b>40</b>	<b>34.07</b>
<b>CPA Safety Outcomes</b>				
Incidence of Maltreatment	0.26%	No Substantiated Reports	10	10.00
Staff Training	78%	80%	10	8.00
<b>Safety Sub-Total</b>			<b>20</b>	<b>18.00</b>
<b>CPA Permanency Outcomes</b>				
Placement Stability	91%	92%	15	13.80
<b>Permanency Sub-Total</b>			<b>15</b>	<b>13.80</b>
<b>CPA Well-Being Outcomes</b>				
EPSDT Medical Visits	83%	89%	4	3.56
EPSDT Dental Visits	77%	72%	4	2.88
Academic Supports	75%	94%	3	2.82
Provider ECEM Visits	91%	82%	7	5.74
Provider General Contacts	89%	73%	7	5.11
Placements with Siblings	60%	67%	Not Scored	Not Scored
Placements within Legal County	16%	0%	Not Scored	Not Scored
<b>Well-Being Sub-Total</b>			<b>25</b>	<b>20.11</b>

\*Performance calculation descriptions can be found in the FY 2017 RBWO PBP Measurements and Standards Guide.

<b>Monitoring &amp; Outcomes: Possible Points = 100</b>	<b>Points Earned: 85.98</b>
<b>Score Before Incentives Credit</b>	<b>85.98%</b>
<b>Incentives Awarded</b>	<b>3.00 pts</b>
<b>PBP Verification</b>	<b>-9.71 pts</b>
<b>Total Score</b>	<b>79.27%</b>

**Provider/Program Name: Creative Community Services - (612) - CPA**



DHS, DFCS, Office of Provider Management  
**Performance-Based Placement Measures**  
**RBWO Provider GA+SCORECARD - CPA**



Report Quarter: Q4 FY2017

# New Foster Homes During Quarter: 5		# Children in Care During Quarter: 37	# Placements During Quarter: 39	# Children in Care On Last Day: 35
CPA Incentive Credits	Avg Performance All CPAs (%)	Provider Performance (%)*	Possible Points (Weight)	Provider Points Earned
Early EPSDT Medical Visits		17%	2	0.34
Early EPSDT Dental Visits		33%	2	0.66
Permanency Contacts		0%	5	0.00
Additional Academic Supports		0%	2	0.00
Foster Hm Retention Rate (threshold = 90)		89%	2	0.00
Foster Hm Recruitment (threshold = 100)		75%	2	0.00
Active Agency Accreditation		50%	4	2.00
Staff Clinical Licensure		0%	5	0.00
<b>Incentives Total</b>	<b>5.32</b>		<b>24</b>	<b>3.00</b>
Maximum total combined incentive credit allowed is 10 points.			<b>Incentives Awarded</b>	<b>3.00</b>
*Performance calculation descriptions can be found in the FY 2017 RBWO PBP Measurements and Standards Guide.				

### Child Protective Services Investigations and Dispositions

The following investigations data, which is not used for scoring but is considered significant to a provider's performance, is from Georgia SHINES and is not considered final or complete until the end of the fiscal year.

Total Reports:	0	
Number Screened In:	0	
Number Screened Out:	0	
Number Substantiated:	0	
Number Unsubstantiated:	0	
Number Active CPS Investigations:	0	



**DHS, DFCS, Office of Provider Management**  
**Performance-Based Placement Measures**  
**RBWO Provider GA+SCORECARD - CPA**

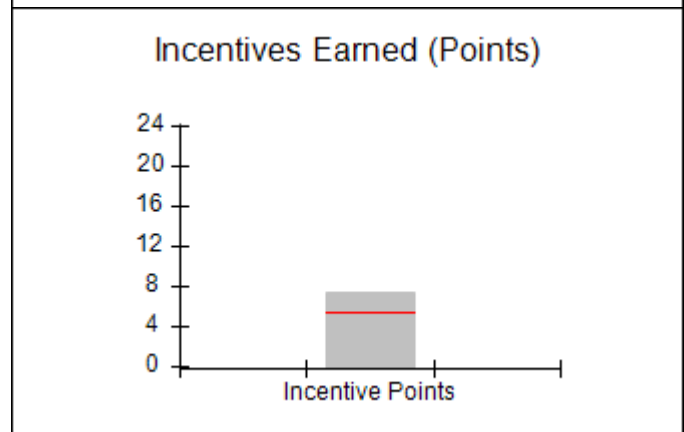
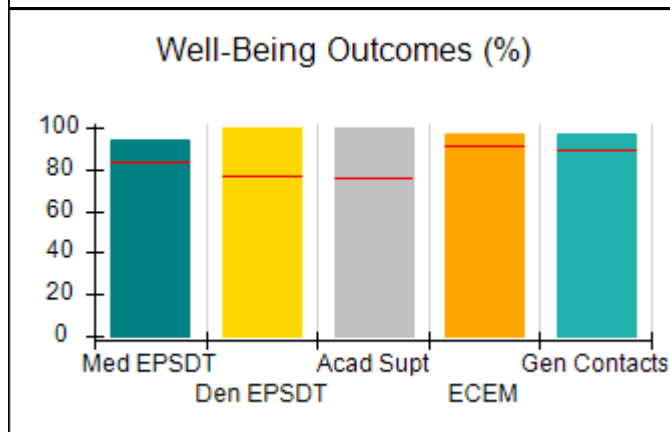
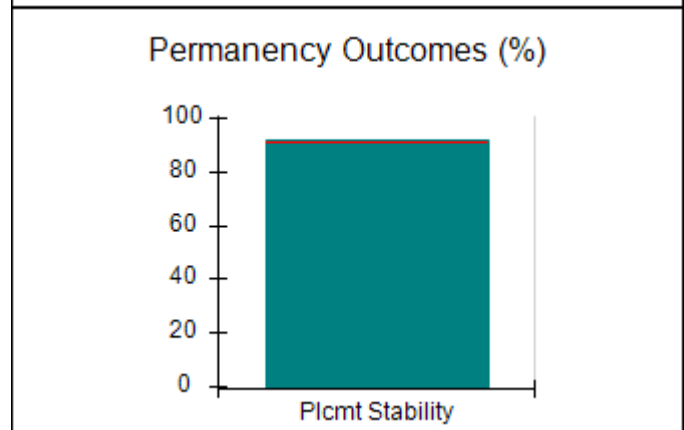
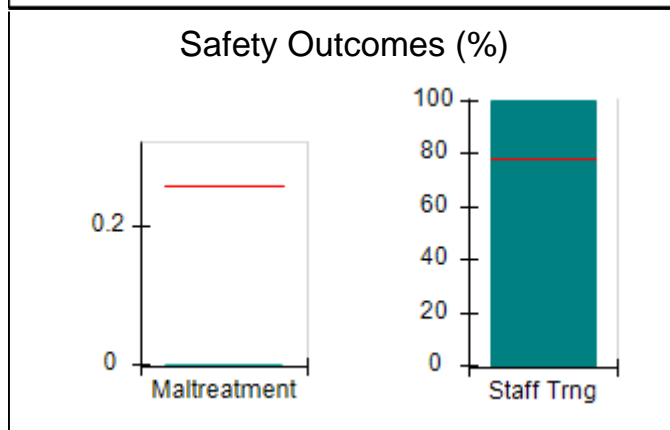
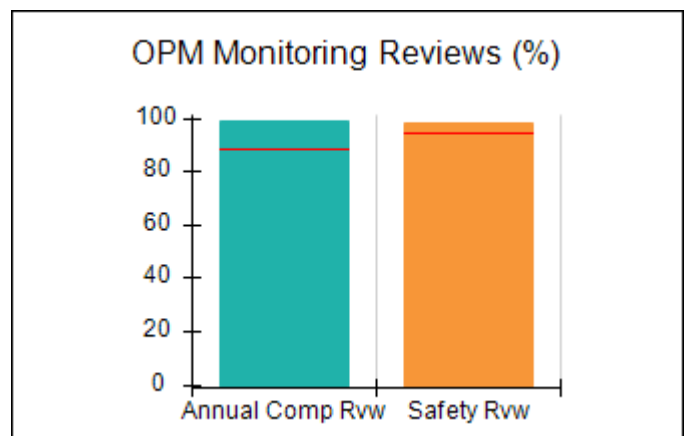
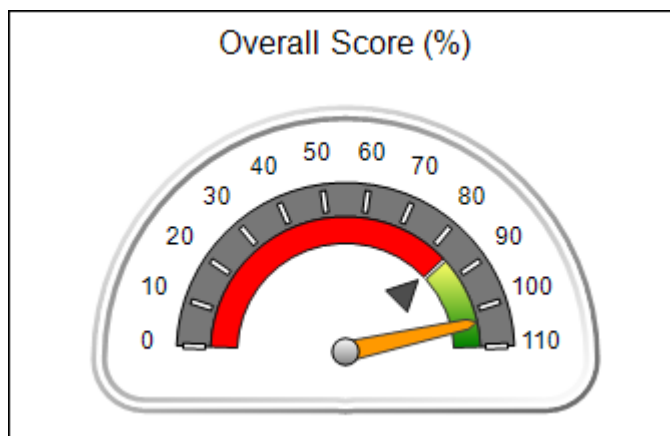


**Report Quarter: Q4 FY2017**

**Provider/Program Name: Devereux GA Treatment Network - Specialty Foster Care (621) - CPA**

<b>1291 Stanley Rd., Kennesaw, GA 30512</b>  <b>Phone: 770-427-0147</b>  <b>Vendor ID# 35305</b>	Quarterly Scores (Grades)		Current Quarter Score (Grade)
	Q1: 99.89 (A+)	Q2: 100.32 (A+)	<b>103.36%</b> <b>(A+)</b>
	Q3: 101.22 (A+)	Q4: 103.36 (A+)	
# New Foster Homes During Quarter: 1	# Children in Care During Quarter: 37	# Placements During Quarter: 39	# Children in Care On Last Day: 33
<b>Quarterly Provider Comparisons to All CPAs</b>			

▼ — indicates average for all CPAs





**DHS, DFCS, Office of Provider Management**  
**Performance-Based Placement Measures**  
**RBWO Provider GA+SCORECARD - CPA**



**Report Quarter: Q4 FY2017**

**Provider/Program Name: Devereux GA Treatment Network - Specialty Foster Care (621) - CPA**

<b>1291 Stanley Rd., Kennesaw, GA 30512</b>  <b>Phone: 770-427-0147</b>  <b>Vendor ID# 35305</b>	<b>Quarterly Scores (Grades)</b>		<b>Current Quarter Score (Grade)</b>
	<b>Q1: 99.89 (A+)</b>	<b>Q2: 100.32 (A+)</b>	<b>103.36%</b>
	<b>Q3: 101.22 (A+)</b>	<b>Q4: 103.36 (A+)</b>	<b>(A+)</b>

# New Foster Homes During Quarter: 1	# Children in Care During Quarter: 37	# Placements During Quarter: 39	# Children in Care On Last Day: 33
--------------------------------------	---------------------------------------	---------------------------------	------------------------------------

	<b>Avg Performance All CPAs (%)</b>	<b>Provider Performance (%)*</b>	<b>Possible Points (Weight)</b>	<b>Provider Points Earned</b>
--	-------------------------------------	----------------------------------	---------------------------------	-------------------------------

**OPM Monitoring Reviews**

Annual Comprehensive Reviews	89%	99%	25	24.70
Safety Reviews	95%	98%	15	14.69
<b>Monitoring Sub-Total</b>			<b>40</b>	<b>39.39</b>

**CPA Safety Outcomes**

Incidence of Maltreatment	0.26%	No Substantiated Reports	10	10.00
Staff Training	78%	100%	10	10.00
<b>Safety Sub-Total</b>			<b>20</b>	<b>20.00</b>

**CPA Permanency Outcomes**

Placement Stability	91%	92%	15	13.80
<b>Permanency Sub-Total</b>			<b>15</b>	<b>13.80</b>

**CPA Well-Being Outcomes**

EPSDT Medical Visits	83%	94%	4	3.76
EPSDT Dental Visits	77%	100%	4	4.00
Academic Supports	75%	100%	3	3.00
Provider ECEM Visits	91%	97%	7	6.79
Provider General Contacts	89%	97%	7	6.79
Placements with Siblings	60%	68%	Not Scored	Not Scored
Placements within Legal County	16%	0%	Not Scored	Not Scored
<b>Well-Being Sub-Total</b>			<b>25</b>	<b>24.34</b>

\*Performance calculation descriptions can be found in the FY 2017 RBWO PBP Measurements and Standards Guide.

<b>Monitoring &amp; Outcomes: Possible Points = 100</b>		<b>Points Earned: 97.53</b>	
<b>Score Before Incentives Credit</b>			<b>97.53%</b>
<b>Incentives Awarded</b>			<b>7.42 pts</b>
<b>PBP Verification</b>			<b>-1.59 pts</b>
<b>Total Score</b>			<b>103.36%</b>



**DHS, DFCS, Office of Provider Management**  
**Performance-Based Placement Measures**  
**RBWO Provider GA+SCORECARD - CPA**



**Report Quarter: Q4 FY2017**

**Provider/Program Name: Devereux GA Treatment Network - Specialty Foster Care (621) - CPA**

# New Foster Homes During Quarter: 1		# Children in Care During Quarter: 37	# Placements During Quarter: 39	# Children in Care On Last Day: 33
CPA Incentive Credits	Avg Performance All CPAs (%)	Provider Performance (%)*	Possible Points (Weight)	Provider Points Earned
Early EPSDT Medical Visits		71%	2	1.42
Early EPSDT Dental Visits		100%	2	2.00
Permanency Contacts		None Planned	5	
Additional Academic Supports		0%	2	0.00
Foster Hm Retention Rate (threshold = 90)		100%	2	2.00
Foster Hm Recruitment (threshold = 100)		50%	2	0.00
Active Agency Accreditation		50%	4	2.00
Staff Clinical Licensure		0%	5	0.00
<b>Incentives Total</b>	<b>5.32</b>		<b>24</b>	<b>7.42</b>
Maximum total combined incentive credit allowed is 10 points.			<b>Incentives Awarded</b>	<b>7.42</b>

\*Performance calculation descriptions can be found in the FY 2017 RBWO PBP Measurements and Standards Guide.

**Child Protective Services Investigations and Dispositions**

The following investigations data, which is not used for scoring but is considered significant to a provider's performance, is from Georgia SHINES and is not considered final or complete until the end of the fiscal year.

Total Reports:	2
Number Screened In:	2
Number Screened Out:	0
Number Substantiated:	0
Number Unsubstantiated:	0
Number Active CPS Investigations:	2



**DHS, DFCS, Office of Provider Management**  
**Performance-Based Placement Measures**  
**RBWO Provider GA+SCORECARD - CPA**



**Report Quarter: Q4 FY2017**

**Provider/Program Name: Elks Aidmore Children's Center - Child Placing Agency (5120) - CPA**

<b>2394 Morrison Road, Conyers, GA 30094</b>  <b>Phone: 770-483-3535</b>  <b>Vendor ID# 108643</b>	Quarterly Scores (Grades)		Current Quarter Score (Grade)
	Q1: 95.34 (A)	Q2: 94.19 (A)	93.46% (A-)
	Q3: 98.05 (A+)	Q4: 93.46 (A-)	
# New Foster Homes During Quarter: 6	# Children in Care During Quarter: 104	# Placements During Quarter: 106	# Children in Care On Last Day: 88
<b>Quarterly Provider Comparisons to All CPAs</b>			

▼ — indicates average for all CPAs





**DHS, DFCS, Office of Provider Management**  
**Performance-Based Placement Measures**  
**RBWO Provider GA+SCORECARD - CPA**



**Report Quarter: Q4 FY2017**

**Provider/Program Name: Elks Aidmore Children's Center - Child Placing Agency (5120) - CPA**

<b>2394 Morrison Road, Conyers, GA 30094</b>  <b>Phone: 770-483-3535</b>  <b>Vendor ID# 108643</b>	<b>Quarterly Scores (Grades)</b>		<b>Current Quarter Score (Grade)</b>
	<b>Q1: 95.34 (A)</b>	<b>Q2: 94.19 (A)</b>	<b>93.46%</b>
	<b>Q3: 98.05 (A+)</b>	<b>Q4: 93.46 (A-)</b>	<b>(A-)</b>

# New Foster Homes During Quarter: 6	# Children in Care During Quarter: 104	# Placements During Quarter: 106	# Children in Care On Last Day: 88
--------------------------------------	--	----------------------------------	------------------------------------

	<b>Avg Performance All CPAs (%)</b>	<b>Provider Performance (%)*</b>	<b>Possible Points (Weight)</b>	<b>Provider Points Earned</b>
--	-------------------------------------	----------------------------------	---------------------------------	-------------------------------

**OPM Monitoring Reviews**

Annual Comprehensive Reviews	89%	90%	25	22.38
Safety Reviews	95%	97%	15	14.58
<b>Monitoring Sub-Total</b>			<b>40</b>	<b>36.96</b>

**CPA Safety Outcomes**

Incidence of Maltreatment	0.26%	No Substantiated Reports	10	10.00
Staff Training	78%	73%	10	7.30
<b>Safety Sub-Total</b>			<b>20</b>	<b>17.30</b>

**CPA Permanency Outcomes**

Placement Stability	91%	94%	15	14.10
<b>Permanency Sub-Total</b>			<b>15</b>	<b>14.10</b>

**CPA Well-Being Outcomes**

EPSDT Medical Visits	83%	90%	4	3.60
EPSDT Dental Visits	77%	91%	4	3.64
Academic Supports	75%	98%	3	2.94
Provider ECEM Visits	91%	90%	7	6.30
Provider General Contacts	89%	91%	7	6.37
Placements with Siblings	60%	43%	Not Scored	Not Scored
Placements within Legal County	16%	5%	Not Scored	Not Scored
<b>Well-Being Sub-Total</b>			<b>25</b>	<b>22.85</b>

\*Performance calculation descriptions can be found in the FY 2017 RBWO PBP Measurements and Standards Guide.

<b>Monitoring &amp; Outcomes: Possible Points = 100</b>	<b>Points Earned: 91.21</b>
<b>Score Before Incentives Credit</b>	<b>91.21%</b>
<b>Incentives Awarded</b>	<b>7.44 pts</b>
<b>PBP Verification</b>	<b>-5.19 pts</b>
<b>Total Score</b>	<b>93.46%</b>



DHS, DFCS, Office of Provider Management  
**Performance-Based Placement Measures**  
**RBWO Provider GA+SCORECARD - CPA**



Report Quarter: Q4 FY2017

**Provider/Program Name: Elks Aidmore Children's Center - Child Placing Agency (5120) - CPA**

# New Foster Homes During Quarter: 6		# Children in Care During Quarter: 104	# Placements During Quarter: 106	# Children in Care On Last Day: 88
CPA Incentive Credits	Avg Performance All CPAs (%)	Provider Performance (%)*	Possible Points (Weight)	Provider Points Earned
Early EPSDT Medical Visits		57%	2	1.14
Early EPSDT Dental Visits		69%	2	1.38
Permanency Contacts		2%	5	0.10
Additional Academic Supports		16%	2	0.32
Foster Hm Retention Rate (threshold = 90)		83%	2	0.00
Foster Hm Recruitment (threshold = 100)		175%	2	2.00
Active Agency Accreditation		50%	4	2.00
Staff Clinical Licensure		10%	5	0.50
<b>Incentives Total</b>	<b>5.32</b>		<b>24</b>	<b>7.44</b>
Maximum total combined incentive credit allowed is 10 points.			<b>Incentives Awarded</b>	<b>7.44</b>

\*Performance calculation descriptions can be found in the FY 2017 RBWO PBP Measurements and Standards Guide.

**Child Protective Services Investigations and Dispositions**

The following investigations data, which is not used for scoring but is considered significant to a provider's performance, is from Georgia SHINES and is not considered final or complete until the end of the fiscal year.

Total Reports:	1
Number Screened In:	1
Number Screened Out:	0
Number Substantiated:	0
Number Unsubstantiated:	0
Number Active CPS Investigations:	1





DHS, DFCS, Office of Provider Management  
**Performance-Based Placement Measures**  
**RBWO Provider GA+SCORECARD - CPA**



Report Quarter: Q4 FY2017

**Provider/Program Name: Elks Aidmore Children's Center - Savannah (5231) - CPA**

132 Stephenson Avenue, Savannah, GA 31405

Phone: 912-200-3685

Vendor ID# 143218

**Quarterly Scores (Grades)**

Q1: 102.00 (A+)

Q2: 54.00 (F)

Q3: 84.17 (B)

Q4: 95.40 (A)

**Current Quarter Score (Grade)**

**95.40%**

**(A)**

# New Foster Homes During Quarter: 2

# Children in Care During Quarter: 3

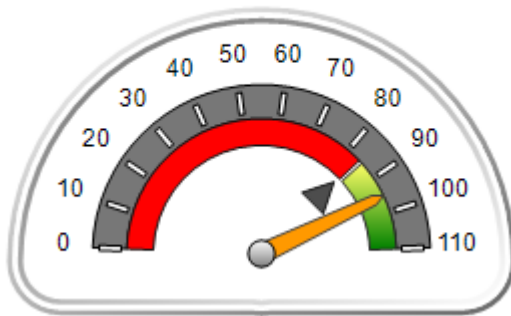
# Placements During Quarter: 3

# Children in Care On Last Day: 3

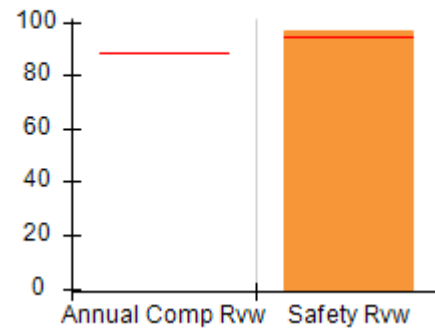
**Quarterly Provider Comparisons to All CPAs**

— indicates average for all CPAs

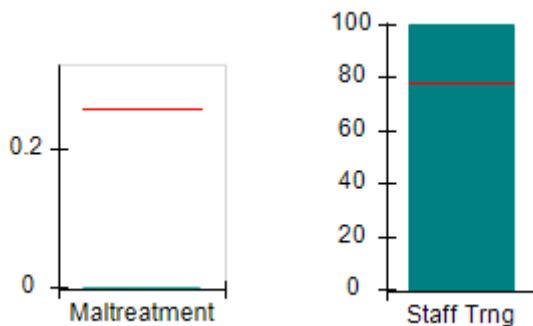
**Overall Score (%)**



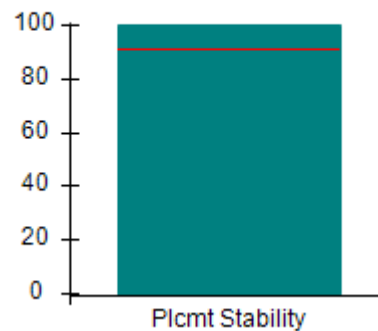
**OPM Monitoring Reviews (%)**



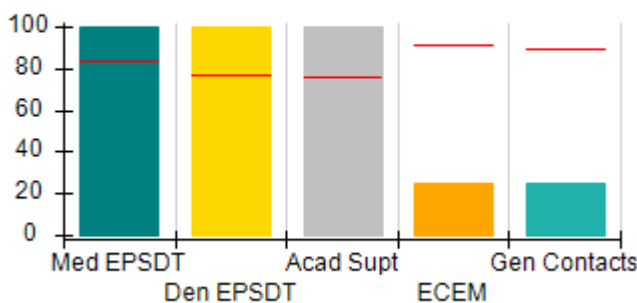
**Safety Outcomes (%)**



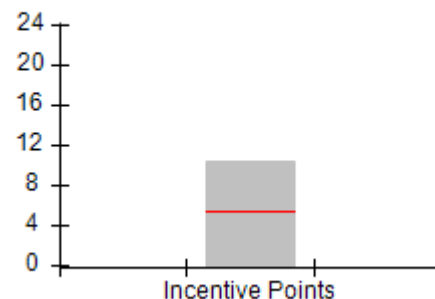
**Permanency Outcomes (%)**



**Well-Being Outcomes (%)**



**Incentives Earned (Points)**





**DHS, DFCS, Office of Provider Management**  
**Performance-Based Placement Measures**  
**RBWO Provider GA+SCORECARD - CPA**



**Report Quarter: Q4 FY2017**

**Provider/Program Name: Elks Aidmore Children's Center - Savannah (5231) - CPA**

<b>132 Stephenson Avenue, Savannah, GA 31405</b>  <b>Phone: 912-200-3685</b>  <b>Vendor ID# 143218</b>		<b>Quarterly Scores (Grades)</b>		<b>Current Quarter Score (Grade)</b>
		<b>Q1: 102.00 (A+)</b>	<b>Q2: 54.00 (F)</b>	<b>95.40%</b>
		<b>Q3: 84.17 (B)</b>	<b>Q4: 95.40 (A)</b>	<b>(A)</b>
# New Foster Homes During Quarter: 2		# Children in Care During Quarter: 3	# Placements During Quarter: 3	# Children in Care On Last Day: 3
	<b>Avg Performance All CPAs (%)</b>	<b>Provider Performance (%)*</b>	<b>Possible Points (Weight)</b>	<b>Provider Points Earned</b>
<b>OPM Monitoring Reviews</b>				
Annual Comprehensive Reviews	89%	Not Yet Conducted		
Safety Reviews	95%	97%	15	14.55
<b>Monitoring Sub-Total</b>			<b>15</b>	<b>14.55</b>
<b>CPA Safety Outcomes</b>				
Incidence of Maltreatment	0.26%	No Substantiated Reports	10	10.00
Staff Training	78%	100%	10	10.00
<b>Safety Sub-Total</b>			<b>20</b>	<b>20.00</b>
<b>CPA Permanency Outcomes</b>				
Placement Stability	91%	100%	15	15.00
<b>Permanency Sub-Total</b>			<b>15</b>	<b>15.00</b>
<b>CPA Well-Being Outcomes</b>				
EPSDT Medical Visits	83%	100%	4	4.00
EPSDT Dental Visits	77%	100%	4	4.00
Academic Supports	75%	100%	3	3.00
Provider ECEM Visits	91%	25%	7	1.75
Provider General Contacts	89%	25%	7	1.75
Placements with Siblings	60%	0%	Not Scored	Not Scored
Placements within Legal County	16%	0%	Not Scored	Not Scored
<b>Well-Being Sub-Total</b>			<b>25</b>	<b>14.50</b>

\*Performance calculation descriptions can be found in the FY 2017 RBWO PBP Measurements and Standards Guide.

<b>Monitoring &amp; Outcomes: Possible Points = 75</b>		<b>Points Earned: 64.05</b>	
<b>Score Before Incentives Credit</b>			<b>85.40%</b>
<b>Incentives Awarded</b>			<b>10.00 pts</b>
<b>PBP Verification</b>			<b>N/A pts</b>
<b>Total Score</b>			<b>95.40%</b>

**Provider/Program Name: Elks Aidmore Children's Center - Savannah (5231) - CPA**



**DHS, DFCS, Office of Provider Management**  
**Performance-Based Placement Measures**  
**RBWO Provider GA+SCORECARD - CPA**



**Report Quarter: Q4 FY2017**

# New Foster Homes During Quarter: 2		# Children in Care During Quarter: 3	# Placements During Quarter: 3	# Children in Care On Last Day: 3
<b>CPA Incentive Credits</b>	<b>Avg Performance All CPAs (%)</b>	<b>Provider Performance (%)*</b>	<b>Possible Points (Weight)</b>	<b>Provider Points Earned</b>
Early EPSDT Medical Visits		100%	2	2.00
Early EPSDT Dental Visits		100%	2	2.00
Permanency Contacts		None Planned	5	
Additional Academic Supports		20%	2	0.40
Foster Hm Retention Rate (threshold = 90)		100%	2	2.00
Foster Hm Recruitment (threshold = 100)		200%	2	2.00
Active Agency Accreditation		50%	4	2.00
Staff Clinical Licensure		0%	5	0.00
<b>Incentives Total</b>	<b>5.32</b>		<b>24</b>	<b>10.40</b>
Maximum total combined incentive credit allowed is 10 points.			<b>Incentives Awarded</b>	<b>10.00</b>
*Performance calculation descriptions can be found in the FY 2017 RBWO PBP Measurements and Standards Guide.				

### Child Protective Services Investigations and Dispositions

The following investigations data, which is not used for scoring but is considered significant to a provider's performance, is from Georgia SHINES and is not considered final or complete until the end of the fiscal year.

Total Reports:	0	
Number Screened In:	0	
Number Screened Out:	0	
Number Substantiated:	0	
Number Unsubstantiated:	0	
Number Active CPS Investigations:	0	



**DHS, DFCS, Office of Provider Management**  
**Performance-Based Placement Measures**  
**RBWO Provider GA+SCORECARD - CPA**



**Report Quarter: Q4 FY2017**

**Provider/Program Name: Elks Aidmore Children's Center - Valdosta (5179) - CPA**

**300 N. Oak Street Extension , Valdosta, GA 31602**

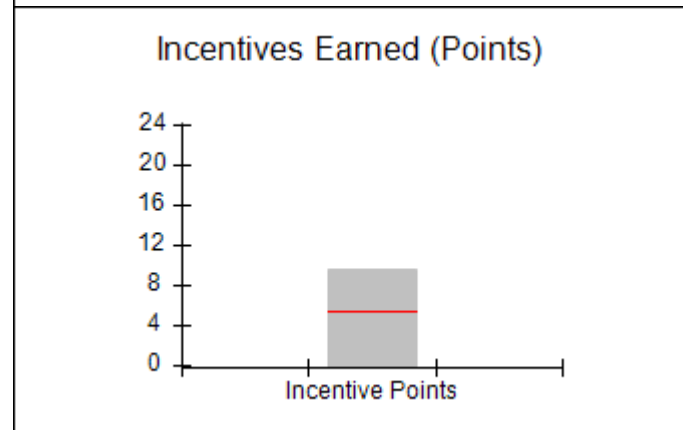
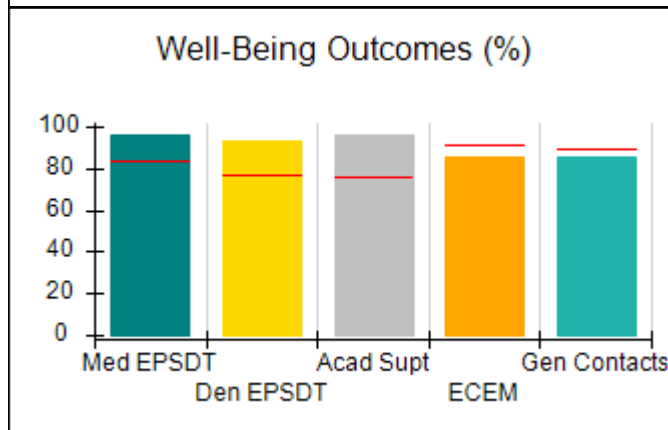
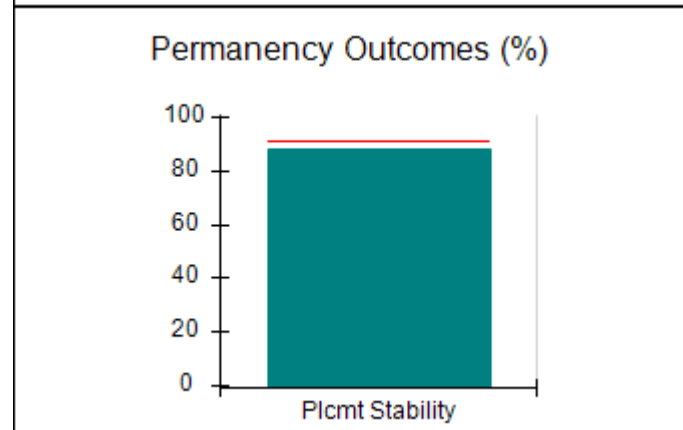
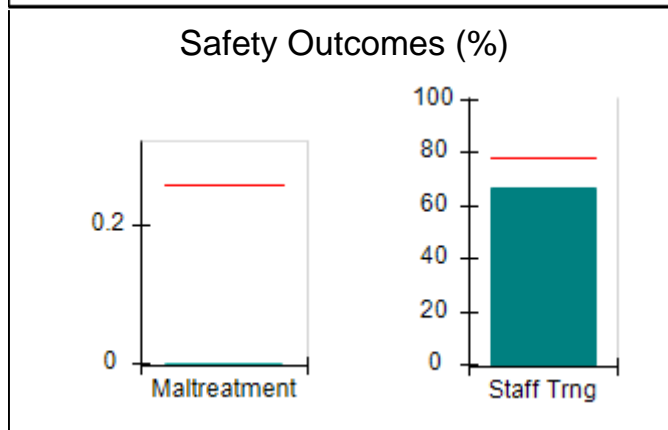
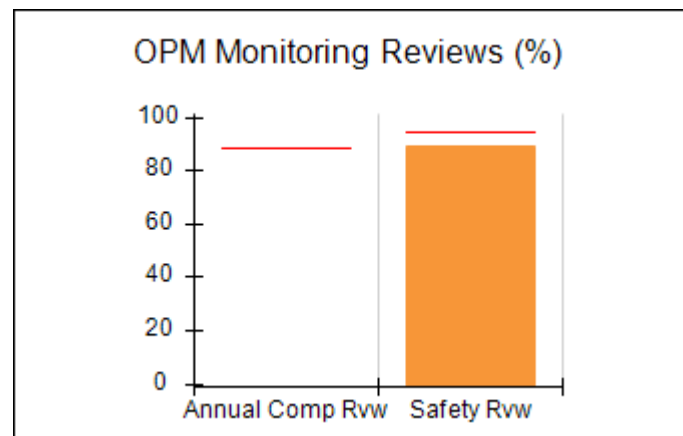
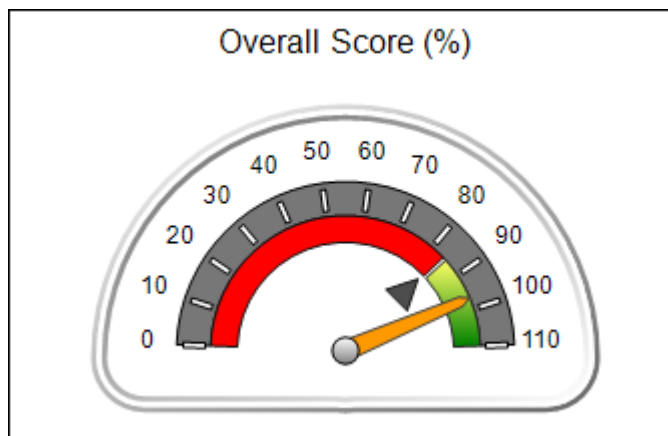
**Phone: 229-244-3020**

**Vendor ID# 33264**

300 N. Oak Street Extension , Valdosta, GA 31602  Phone: 229-244-3020  Vendor ID# 33264	Quarterly Scores (Grades)		Current Quarter Score (Grade)
	Q1: 94.80 (A)	Q2: 89.68 (B+)	96.90%  (A)
	Q3: 95.42 (A)	Q4: 96.90 (A)	
# New Foster Homes During Quarter: 2	# Children in Care During Quarter: 33	# Placements During Quarter: 38	# Children in Care On Last Day: 25

**Quarterly Provider Comparisons to All CPAs**

▼ — indicates average for all CPAs





**DHS, DFCS, Office of Provider Management**  
**Performance-Based Placement Measures**  
**RBWO Provider GA+SCORECARD - CPA**



**Report Quarter: Q4 FY2017**

**Provider/Program Name: Elks Aidmore Children's Center - Valdosta (5179) - CPA**

<b>300 N. Oak Street Extension , Valdosta, GA 31602</b>  <b>Phone: 229-244-3020</b>  <b>Vendor ID# 33264</b>		<b>Quarterly Scores (Grades)</b>		<b>Current Quarter Score (Grade)</b>
		<b>Q1: 94.80 (A)</b>	<b>Q2: 89.68 (B+)</b>	<b>96.90%</b>
		<b>Q3: 95.42 (A)</b>	<b>Q4: 96.90 (A)</b>	<b>(A)</b>
# New Foster Homes During Quarter: 2		# Children in Care During Quarter: 33	# Placements During Quarter: 38	# Children in Care On Last Day: 25
	<b>Avg Performance All CPAs (%)</b>	<b>Provider Performance (%)*</b>	<b>Possible Points (Weight)</b>	<b>Provider Points Earned</b>
<b>OPM Monitoring Reviews</b>				
Annual Comprehensive Reviews	89%	Not Yet Conducted		
Safety Reviews	95%	89%	15	13.39
<b>Monitoring Sub-Total</b>			<b>15</b>	<b>13.39</b>
<b>CPA Safety Outcomes</b>				
Incidence of Maltreatment	0.26%	No Substantiated Reports	10	10.00
Staff Training	78%	67%	10	6.70
<b>Safety Sub-Total</b>			<b>20</b>	<b>16.70</b>
<b>CPA Permanency Outcomes</b>				
Placement Stability	91%	88%	15	13.20
<b>Permanency Sub-Total</b>			<b>15</b>	<b>13.20</b>
<b>CPA Well-Being Outcomes</b>				
EPSDT Medical Visits	83%	96%	4	3.84
EPSDT Dental Visits	77%	93%	4	3.72
Academic Supports	75%	96%	3	2.88
Provider ECEM Visits	91%	85%	7	5.95
Provider General Contacts	89%	85%	7	5.95
Placements with Siblings	60%	27%	Not Scored	Not Scored
Placements within Legal County	16%	10%	Not Scored	Not Scored
<b>Well-Being Sub-Total</b>			<b>25</b>	<b>22.34</b>

\*Performance calculation descriptions can be found in the FY 2017 RBWO PBP Measurements and Standards Guide.

<b>Monitoring &amp; Outcomes: Possible Points = 75</b>		<b>Points Earned: 65.63</b>	
<b>Score Before Incentives Credit</b>			<b>87.51%</b>
<b>Incentives Awarded</b>			<b>9.64 pts</b>
<b>PBP Verification</b>			<b>-0.25 pts</b>
<b>Total Score</b>			<b>96.90%</b>

**Provider/Program Name: Elks Aidmore Children's Center - Valdosta (5179) - CPA**



**DHS, DFCS, Office of Provider Management**  
**Performance-Based Placement Measures**  
**RBWO Provider GA+SCORECARD - CPA**



**Report Quarter: Q4 FY2017**

# New Foster Homes During Quarter: 2		# Children in Care During Quarter: 33	# Placements During Quarter: 38	# Children in Care On Last Day: 25
<b>CPA Incentive Credits</b>	<b>Avg Performance All CPAs (%)</b>	<b>Provider Performance (%)*</b>	<b>Possible Points (Weight)</b>	<b>Provider Points Earned</b>
Early EPSDT Medical Visits		86%	2	1.72
Early EPSDT Dental Visits		60%	2	1.20
Permanency Contacts		22%	5	1.10
Additional Academic Supports		56%	2	1.12
Foster Hm Retention Rate (threshold = 90)		82%	2	0.00
Foster Hm Recruitment (threshold = 100)		150%	2	2.00
Active Agency Accreditation		50%	4	2.00
Staff Clinical Licensure		10%	5	0.50
<b>Incentives Total</b>	<b>5.32</b>		<b>24</b>	<b>9.64</b>
Maximum total combined incentive credit allowed is 10 points.			<b>Incentives Awarded</b>	<b>9.64</b>
*Performance calculation descriptions can be found in the FY 2017 RBWO PBP Measurements and Standards Guide.				

### Child Protective Services Investigations and Dispositions

The following investigations data, which is not used for scoring but is considered significant to a provider's performance, is from Georgia SHINES and is not considered final or complete until the end of the fiscal year.

Total Reports:	0	
Number Screened In:	0	
Number Screened Out:	0	
Number Substantiated:	0	
Number Unsubstantiated:	0	
Number Active CPS Investigations:	0	



**DHS, DFCS, Office of Provider Management**  
**Performance-Based Placement Measures**  
**RBWO Provider GA+SCORECARD - CPA**



**Report Quarter: Q4 FY2017**

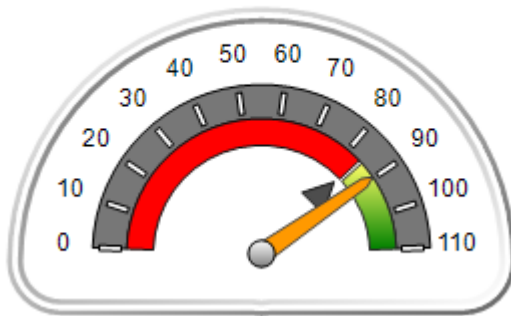
**Provider/Program Name: ENA, Inc., dba NECCO (formerly GA SAFE) - Albany (672) - CPA**

<b>2231 Dawson Rd., Albany, GA 31707</b>  <b>Phone: 229-299-5095</b>  <b>Vendor ID# 84512</b>	Quarterly Scores (Grades)		Current Quarter Score (Grade)
	Q1: 103.24 (A+)	Q2: 103.04 (A+)	<b>89.67%</b> <b>(B+)</b>
	Q3: 101.43 (A+)	Q4: 89.67 (B+)	
# New Foster Homes During Quarter: 9	# Children in Care During Quarter: 114	# Placements During Quarter: 121	# Children in Care On Last Day: 90

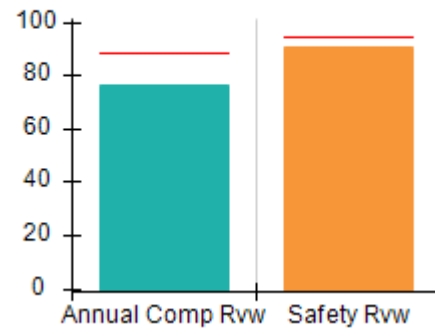
**Quarterly Provider Comparisons to All CPAs**

▼ — indicates average for all CPAs

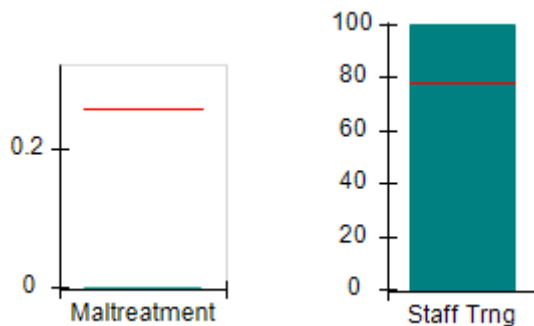
**Overall Score (%)**



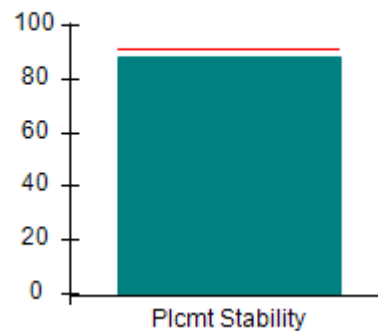
**OPM Monitoring Reviews (%)**



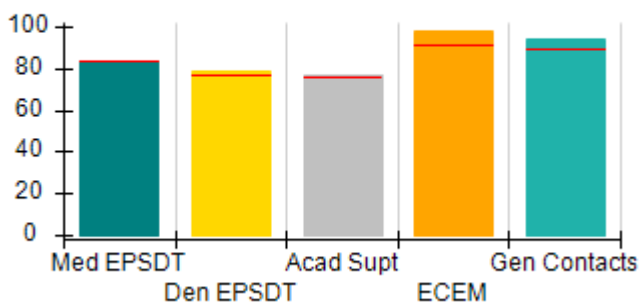
**Safety Outcomes (%)**



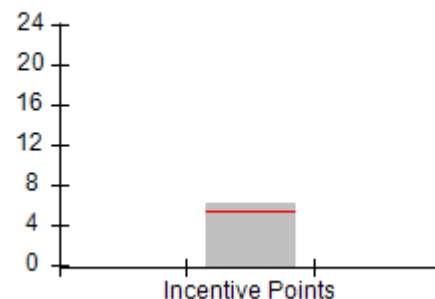
**Permanency Outcomes (%)**



**Well-Being Outcomes (%)**



**Incentives Earned (Points)**





**DHS, DFCS, Office of Provider Management**  
**Performance-Based Placement Measures**  
**RBWO Provider GA+SCORECARD - CPA**



**Report Quarter: Q4 FY2017**

**Provider/Program Name: ENA, Inc., dba NECCO (formerly GA SAFE) - Albany (672) - CPA**

<b>2231 Dawson Rd., Albany, GA 31707</b>  <b>Phone: 229-299-5095</b>  <b>Vendor ID# 84512</b>	<b>Quarterly Scores (Grades)</b>		<b>Current Quarter Score (Grade)</b>
	<b>Q1: 103.24 (A+)</b>	<b>Q2: 103.04 (A+)</b>	<b>89.67%</b>
	<b>Q3: 101.43 (A+)</b>	<b>Q4: 89.67 (B+)</b>	<b>(B+)</b>

# New Foster Homes During Quarter: 9	# Children in Care During Quarter: 114	# Placements During Quarter: 121	# Children in Care On Last Day: 90
--------------------------------------	--	----------------------------------	------------------------------------

	<b>Avg Performance All CPAs (%)</b>	<b>Provider Performance (%)*</b>	<b>Possible Points (Weight)</b>	<b>Provider Points Earned</b>
--	-------------------------------------	----------------------------------	---------------------------------	-------------------------------

**OPM Monitoring Reviews**

Annual Comprehensive Reviews	89%	76%	25	19.05
Safety Reviews	95%	91%	15	13.64
<b>Monitoring Sub-Total</b>			<b>40</b>	<b>32.68</b>

**CPA Safety Outcomes**

Incidence of Maltreatment	0.26%	No Substantiated Reports	10	10.00
Staff Training	78%	100%	10	10.00
<b>Safety Sub-Total</b>			<b>20</b>	<b>20.00</b>

**CPA Permanency Outcomes**

Placement Stability	91%	88%	15	13.20
<b>Permanency Sub-Total</b>			<b>15</b>	<b>13.20</b>

**CPA Well-Being Outcomes**

EPSDT Medical Visits	83%	83%	4	3.32
EPSDT Dental Visits	77%	79%	4	3.16
Academic Supports	75%	77%	3	2.31
Provider ECEM Visits	91%	98%	7	6.86
Provider General Contacts	89%	94%	7	6.58
Placements with Siblings	60%	58%	Not Scored	Not Scored
Placements within Legal County	16%	21%	Not Scored	Not Scored
<b>Well-Being Sub-Total</b>			<b>25</b>	<b>22.23</b>

\*Performance calculation descriptions can be found in the FY 2017 RBWO PBP Measurements and Standards Guide.

<b>Monitoring &amp; Outcomes: Possible Points = 100</b>		<b>Points Earned: 88.11</b>	
<b>Score Before Incentives Credit</b>			<b>88.11%</b>
<b>Incentives Awarded</b>			<b>6.08 pts</b>
<b>PBP Verification</b>			<b>-4.52 pts</b>
<b>Total Score</b>			<b>89.67%</b>

**Provider/Program Name: ENA, Inc., dba NECCO (formerly GA SAFE) - Albany (672) - CPA**





**DHS, DFCS, Office of Provider Management**  
**Performance-Based Placement Measures**  
**RBWO Provider GA+SCORECARD - CPA**



**Report Quarter: Q4 FY2017**

# New Foster Homes During Quarter: 9		# Children in Care During Quarter: 114	# Placements During Quarter: 121	# Children in Care On Last Day: 90
<b>CPA Incentive Credits</b>	<b>Avg Performance All CPAs (%)</b>	<b>Provider Performance (%)*</b>	<b>Possible Points (Weight)</b>	<b>Provider Points Earned</b>
Early EPSDT Medical Visits		54%	2	1.08
Early EPSDT Dental Visits		50%	2	1.00
Permanency Contacts		0%	5	0.00
Additional Academic Supports		0%	2	0.00
Foster Hm Retention Rate (threshold = 90)		84%	2	0.00
Foster Hm Recruitment (threshold = 100)		200%	2	2.00
Active Agency Accreditation		50%	4	2.00
Staff Clinical Licensure		0%	5	0.00
<b>Incentives Total</b>	<b>5.32</b>		<b>24</b>	<b>6.08</b>
Maximum total combined incentive credit allowed is 10 points.			<b>Incentives Awarded</b>	<b>6.08</b>
*Performance calculation descriptions can be found in the FY 2017 RBWO PBP Measurements and Standards Guide.				

### Child Protective Services Investigations and Dispositions

The following investigations data, which is not used for scoring but is considered significant to a provider's performance, is from Georgia SHINES and is not considered final or complete until the end of the fiscal year.

Total Reports:	1
Number Screened In:	0
Number Screened Out:	1
Number Substantiated:	0
Number Unsubstantiated:	0
Number Active CPS Investigations:	0



**DHS, DFCS, Office of Provider Management**  
**Performance-Based Placement Measures**  
**RBWO Provider GA+SCORECARD - CPA**



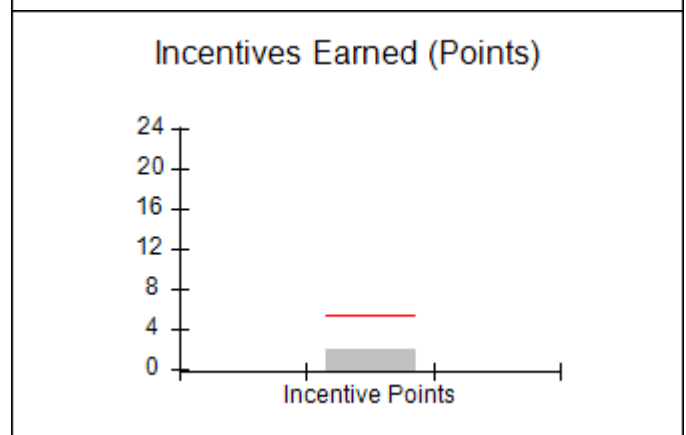
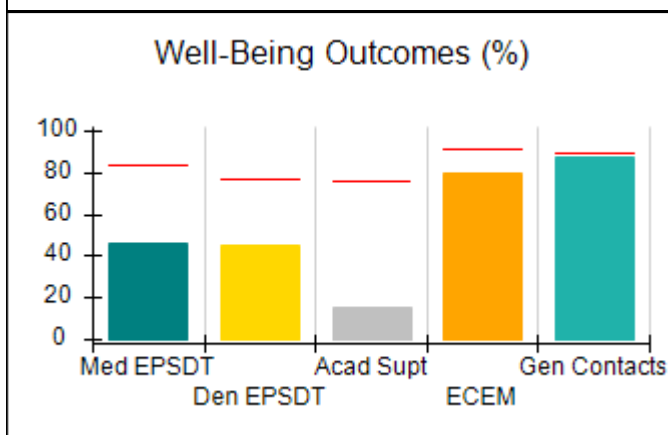
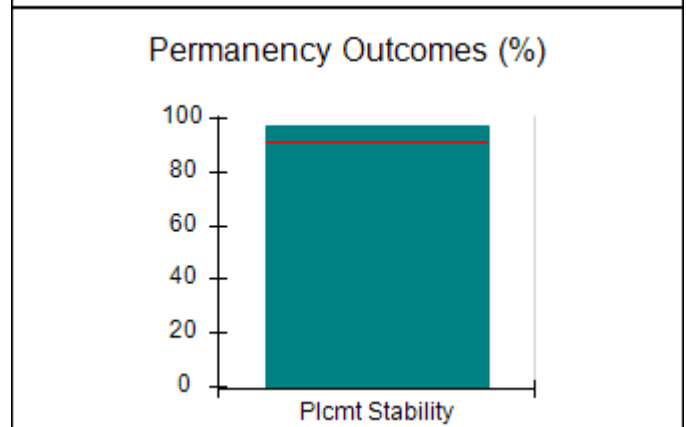
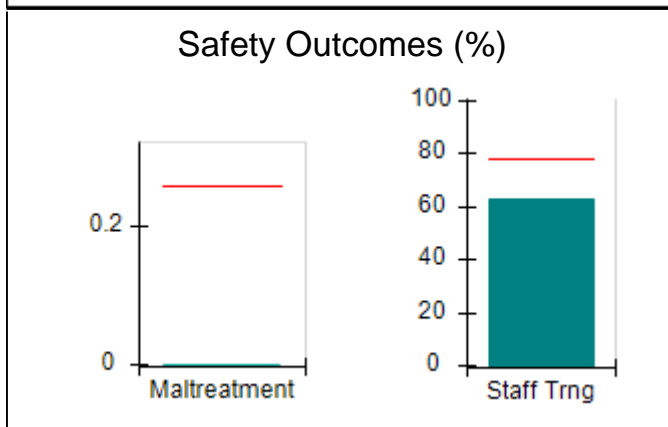
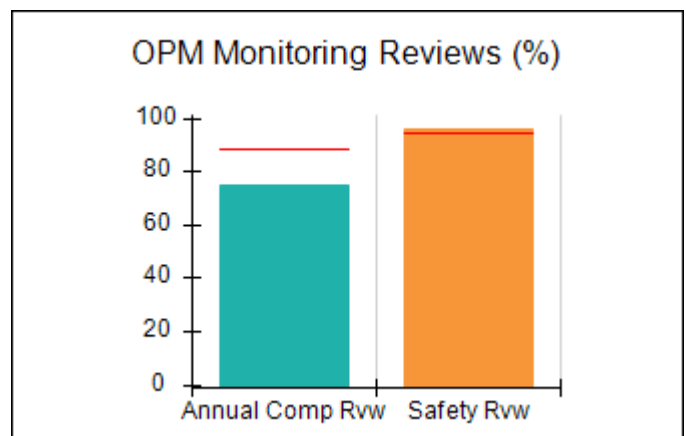
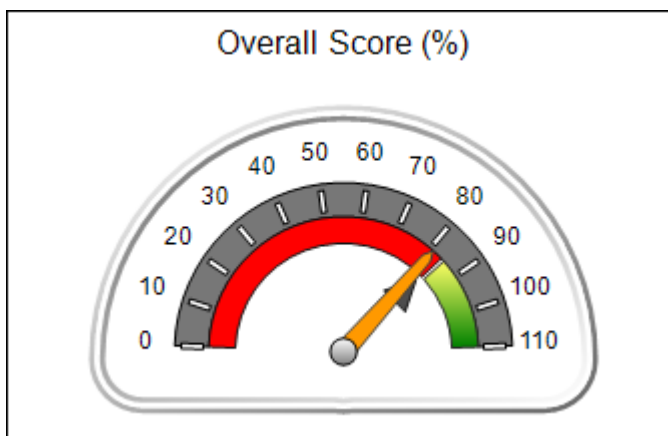
**Report Quarter: Q4 FY2017**

**Provider/Program Name: ENA, Inc., dba NECCO (formerly GA SAFE) - Jonesboro (4289) - CPA**

<b>9556 Tara Blvd., Jonesboro, GA 30236</b>  <b>Phone: 678-610-1933</b>  <b>Vendor ID# 84514</b>	Quarterly Scores (Grades)		Current Quarter Score (Grade)
	Q1: 83.04 (B-)	Q2: 82.28 (B-)	<b>81.05%</b> <b>(B-)</b>
	Q3: 82.21 (B-)	Q4: 81.05 (B-)	
# New Foster Homes During Quarter: 3	# Children in Care During Quarter: 95	# Placements During Quarter: 96	# Children in Care On Last Day: 79

**Quarterly Provider Comparisons to All CPAs**

▼ — indicates average for all CPAs





**DHS, DFCS, Office of Provider Management**  
**Performance-Based Placement Measures**  
**RBWO Provider GA+SCORECARD - CPA**



**Report Quarter: Q4 FY2017**

**Provider/Program Name: ENA, Inc., dba NECCO (formerly GA SAFE) - Jonesboro (4289) - CPA**

<b>9556 Tara Blvd., Jonesboro, GA 30236</b>  <b>Phone: 678-610-1933</b>  <b>Vendor ID# 84514</b>	<b>Quarterly Scores (Grades)</b>		<b>Current Quarter Score (Grade)</b>
	<b>Q1: 83.04 (B-)</b>	<b>Q2: 82.28 (B-)</b>	<b>81.05%</b>
	<b>Q3: 82.21 (B-)</b>	<b>Q4: 81.05 (B-)</b>	<b>(B-)</b>

# New Foster Homes During Quarter: 3	# Children in Care During Quarter: 95	# Placements During Quarter: 96	# Children in Care On Last Day: 79
--------------------------------------	---------------------------------------	---------------------------------	------------------------------------

	<b>Avg Performance All CPAs (%)</b>	<b>Provider Performance (%)*</b>	<b>Possible Points (Weight)</b>	<b>Provider Points Earned</b>
--	-------------------------------------	----------------------------------	---------------------------------	-------------------------------

**OPM Monitoring Reviews**

Annual Comprehensive Reviews	89%	75%	25	18.65
Safety Reviews	95%	96%	15	14.35
<b>Monitoring Sub-Total</b>			<b>40</b>	<b>33.00</b>

**CPA Safety Outcomes**

Incidence of Maltreatment	0.26%	No Substantiated Reports	10	10.00
Staff Training	78%	63%	10	6.30
<b>Safety Sub-Total</b>			<b>20</b>	<b>16.30</b>

**CPA Permanency Outcomes**

Placement Stability	91%	97%	15	14.55
<b>Permanency Sub-Total</b>			<b>15</b>	<b>14.55</b>

**CPA Well-Being Outcomes**

EPSDT Medical Visits	83%	46%	4	1.84
EPSDT Dental Visits	77%	45%	4	1.80
Academic Supports	75%	16%	3	0.48
Provider ECEM Visits	91%	80%	7	5.60
Provider General Contacts	89%	87%	7	6.09
Placements with Siblings	60%	38%	Not Scored	Not Scored
Placements within Legal County	16%	0%	Not Scored	Not Scored
<b>Well-Being Sub-Total</b>			<b>25</b>	<b>15.81</b>

\*Performance calculation descriptions can be found in the FY 2017 RBWO PBP Measurements and Standards Guide.

<b>Monitoring &amp; Outcomes: Possible Points = 100</b>		<b>Points Earned: 79.66</b>	
<b>Score Before Incentives Credit</b>			<b>79.66%</b>
<b>Incentives Awarded</b>			<b>2.00 pts</b>
<b>PBP Verification</b>			<b>-0.61 pts</b>
<b>Total Score</b>			<b>81.05%</b>



**DHS, DFCS, Office of Provider Management**  
**Performance-Based Placement Measures**  
**RBWO Provider GA+SCORECARD - CPA**



**Report Quarter: Q4 FY2017**

**Provider/Program Name: ENA, Inc., dba NECCO (formerly GA SAFE) - Jonesboro (4289) - CPA**

# New Foster Homes During Quarter: 3		# Children in Care During Quarter: 95	# Placements During Quarter: 96	# Children in Care On Last Day: 79
CPA Incentive Credits	Avg Performance All CPAs (%)	Provider Performance (%)*	Possible Points (Weight)	Provider Points Earned
Early EPSDT Medical Visits		0%	2	0.00
Early EPSDT Dental Visits		0%	2	0.00
Permanency Contacts		0%	5	0.00
Additional Academic Supports		0%	2	0.00
Foster Hm Retention Rate (threshold = 90)		79%	2	0.00
Foster Hm Recruitment (threshold = 100)		75%	2	0.00
Active Agency Accreditation		50%	4	2.00
Staff Clinical Licensure		0%	5	0.00
<b>Incentives Total</b>	<b>5.32</b>		<b>24</b>	<b>2.00</b>
Maximum total combined incentive credit allowed is 10 points.			<b>Incentives Awarded</b>	<b>2.00</b>

\*Performance calculation descriptions can be found in the FY 2017 RBWO PBP Measurements and Standards Guide.

### Child Protective Services Investigations and Dispositions

The following investigations data, which is not used for scoring but is considered significant to a provider's performance, is from Georgia SHINES and is not considered final or complete until the end of the fiscal year.

Total Reports:	3
Number Screened In:	0
Number Screened Out:	3
Number Substantiated:	0
Number Unsubstantiated:	0
Number Active CPS Investigations:	0



**DHS, DFCS, Office of Provider Management**  
**Performance-Based Placement Measures**  
**RBWO Provider GA+SCORECARD - CPA**



**Report Quarter: Q4 FY2017**

**Provider/Program Name: ENA, Inc., dba NECCO (formerly GA SAFE) - Macon (675) - CPA**

<b>150 North Crest Boulevard, Macon, GA 31210</b>  <b>Phone: 478-254-2902</b>  <b>Vendor ID# 84513</b>	Quarterly Scores (Grades)		Current Quarter Score (Grade)
	Q1: 98.87 (A+)	Q2: 96.19 (A)	<b>74.30%</b> <b>(C)</b>
	Q3: 92.67 (A-)	Q4: 74.30 (C)	
# New Foster Homes During Quarter: 5	# Children in Care During Quarter: 74	# Placements During Quarter: 81	# Children in Care On Last Day: 63

**Quarterly Provider Comparisons to All CPAs**

▼ — indicates average for all CPAs





**DHS, DFCS, Office of Provider Management**  
**Performance-Based Placement Measures**  
**RBWO Provider GA+SCORECARD - CPA**



**Report Quarter: Q4 FY2017**

**Provider/Program Name: ENA, Inc., dba NECCO (formerly GA SAFE) - Macon (675) - CPA**

<b>150 North Crest Boulevard, Macon, GA 31210</b>  <b>Phone: 478-254-2902</b>  <b>Vendor ID# 84513</b>	<b>Quarterly Scores (Grades)</b>		<b>Current Quarter Score (Grade)</b>
	<b>Q1: 98.87 (A+)</b>	<b>Q2: 96.19 (A)</b>	<b>74.30%</b>
	<b>Q3: 92.67 (A-)</b>	<b>Q4: 74.30 (C)</b>	<b>(C)</b>

# New Foster Homes During Quarter: 5	# Children in Care During Quarter: 74	# Placements During Quarter: 81	# Children in Care On Last Day: 63
--------------------------------------	---------------------------------------	---------------------------------	------------------------------------

	<b>Avg Performance All CPAs (%)</b>	<b>Provider Performance (%)*</b>	<b>Possible Points (Weight)</b>	<b>Provider Points Earned</b>
--	-------------------------------------	----------------------------------	---------------------------------	-------------------------------

**OPM Monitoring Reviews**

Annual Comprehensive Reviews	89%	84%	25	20.94
Safety Reviews	95%	97%	15	14.51
<b>Monitoring Sub-Total</b>			<b>40</b>	<b>35.46</b>

**CPA Safety Outcomes**

Incidence of Maltreatment	0.26%	2 Substantiated Reports	10	0.00
Staff Training	78%	100%	10	10.00
<b>Safety Sub-Total</b>			<b>20</b>	<b>10.00</b>

**CPA Permanency Outcomes**

Placement Stability	91%	84%	15	12.60
<b>Permanency Sub-Total</b>			<b>15</b>	<b>12.60</b>

**CPA Well-Being Outcomes**

EPSDT Medical Visits	83%	41%	4	1.64
EPSDT Dental Visits	77%	34%	4	1.36
Academic Supports	75%	86%	3	2.58
Provider ECEM Visits	91%	86%	7	6.02
Provider General Contacts	89%	87%	7	6.09
Placements with Siblings	60%	70%	Not Scored	Not Scored
Placements within Legal County	16%	11%	Not Scored	Not Scored
<b>Well-Being Sub-Total</b>			<b>25</b>	<b>17.69</b>

\*Performance calculation descriptions can be found in the FY 2017 RBWO PBP Measurements and Standards Guide.

<b>Monitoring &amp; Outcomes: Possible Points = 100</b>		<b>Points Earned: 75.75</b>	
<b>Score Before Incentives Credit</b>		<b>75.75%</b>	
<b>Incentives Awarded</b>		<b>4.50 pts</b>	
<b>PBP Verification</b>		<b>-5.95 pts</b>	
<b>Total Score</b>		<b>74.30%</b>	

**Provider/Program Name: ENA, Inc., dba NECCO (formerly GA SAFE) - Macon (675) - CPA**



**DHS, DFCS, Office of Provider Management**  
**Performance-Based Placement Measures**  
**RBWO Provider GA+SCORECARD - CPA**



**Report Quarter: Q4 FY2017**

# New Foster Homes During Quarter: 5		# Children in Care During Quarter: 74	# Placements During Quarter: 81	# Children in Care On Last Day: 63
<b>CPA Incentive Credits</b>	<b>Avg Performance All CPAs (%)</b>	<b>Provider Performance (%)*</b>	<b>Possible Points (Weight)</b>	<b>Provider Points Earned</b>
Early EPSDT Medical Visits		8%	2	0.16
Early EPSDT Dental Visits		17%	2	0.34
Permanency Contacts		0%	5	0.00
Additional Academic Supports		0%	2	0.00
Foster Hm Retention Rate (threshold = 90)		86%	2	0.00
Foster Hm Recruitment (threshold = 100)		100%	2	2.00
Active Agency Accreditation		50%	4	2.00
Staff Clinical Licensure		0%	5	0.00
<b>Incentives Total</b>	<b>5.32</b>		<b>24</b>	<b>4.50</b>
Maximum total combined incentive credit allowed is 10 points.			<b>Incentives Awarded</b>	<b>4.50</b>
*Performance calculation descriptions can be found in the FY 2017 RBWO PBP Measurements and Standards Guide.				

### Child Protective Services Investigations and Dispositions

The following investigations data, which is not used for scoring but is considered significant to a provider's performance, is from Georgia SHINES and is not considered final or complete until the end of the fiscal year.

Total Reports:	0
Number Screened In:	0
Number Screened Out:	0
Number Substantiated:	2
Number Unsubstantiated:	1
Number Active CPS Investigations:	-3



**DHS, DFCS, Office of Provider Management**  
**Performance-Based Placement Measures**  
**RBWO Provider GA+SCORECARD - CPA**

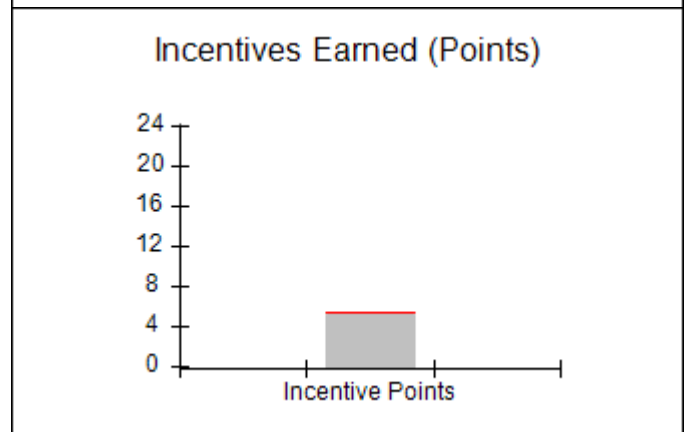
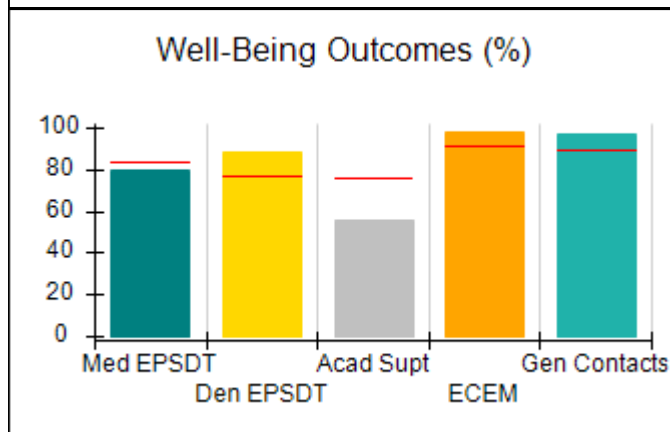
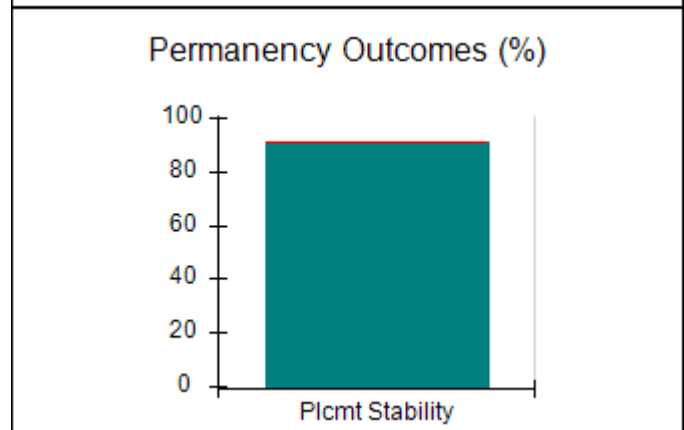
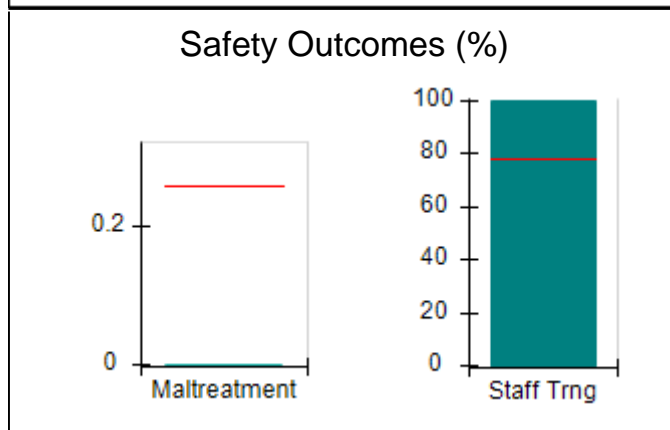
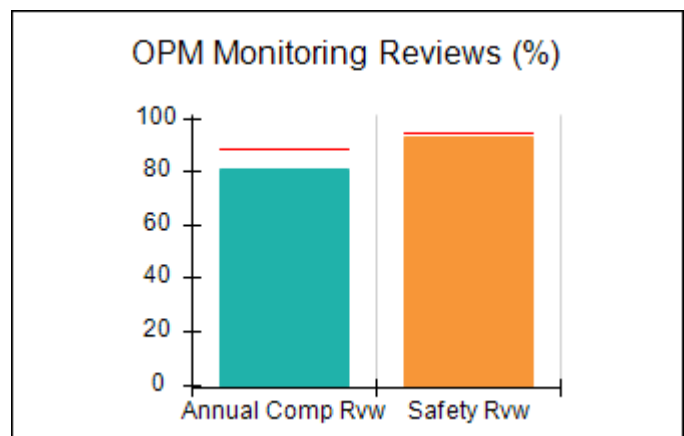
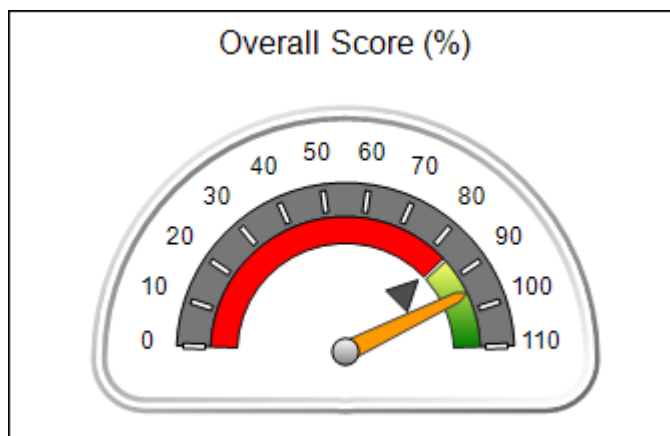


**Report Quarter: Q4 FY2017**

**Provider/Program Name: ENA, Inc., dba NECCO (formerly GA SAFE) - Martinez (673) - CPA**

<b>4424 Columbia Rd., Martinez, GA 30907</b>  <b>Phone: 706-210-3435</b>  <b>Vendor ID# 84510</b>	Quarterly Scores (Grades)		Current Quarter Score (Grade)
	Q1: 99.60 (A+)	Q2: 98.38 (A+)	<b>95.11%</b> <b>(A)</b>
	Q3: 101.46 (A+)	Q4: 95.11 (A)	
# New Foster Homes During Quarter: 5	# Children in Care During Quarter: 57	# Placements During Quarter: 58	# Children in Care On Last Day: 50
<b>Quarterly Provider Comparisons to All CPAs</b>			

▼ — indicates average for all CPAs







**DHS, DFCS, Office of Provider Management**  
**Performance-Based Placement Measures**  
**RBWO Provider GA+SCORECARD - CPA**



**Report Quarter: Q4 FY2017**

**Provider/Program Name: ENA, Inc., dba NECCO (formerly GA SAFE) - Martinez (673) - CPA**

4424 Columbia Rd., Martinez, GA 30907		<b>Quarterly Scores (Grades)</b>		<b>Current Quarter Score (Grade)</b>
Phone: 706-210-3435		Q1: 99.60 (A+)	Q2: 98.38 (A+)	<b>95.11%</b>
Vendor ID# 84510		Q3: 101.46 (A+)	Q4: 95.11 (A)	<b>(A)</b>
# New Foster Homes During Quarter: 5		# Children in Care During Quarter: 57	# Placements During Quarter: 58	# Children in Care On Last Day: 50
	<b>Avg Performance All CPAs (%)</b>	<b>Provider Performance (%)*</b>	<b>Possible Points (Weight)</b>	<b>Provider Points Earned</b>
<b>OPM Monitoring Reviews</b>				
Annual Comprehensive Reviews	89%	81%	25	20.29
Safety Reviews	95%	93%	15	13.94
<b>Monitoring Sub-Total</b>			<b>40</b>	<b>34.23</b>
<b>CPA Safety Outcomes</b>				
Incidence of Maltreatment	0.26%	No Substantiated Reports	10	10.00
Staff Training	78%	100%	10	10.00
<b>Safety Sub-Total</b>			<b>20</b>	<b>20.00</b>
<b>CPA Permanency Outcomes</b>				
Placement Stability	91%	91%	15	13.65
<b>Permanency Sub-Total</b>			<b>15</b>	<b>13.65</b>
<b>CPA Well-Being Outcomes</b>				
EPSDT Medical Visits	83%	80%	4	3.20
EPSDT Dental Visits	77%	88%	4	3.52
Academic Supports	75%	56%	3	1.68
Provider ECEM Visits	91%	98%	7	6.86
Provider General Contacts	89%	97%	7	6.79
Placements with Siblings	60%	52%	Not Scored	Not Scored
Placements within Legal County	16%	7%	Not Scored	Not Scored
<b>Well-Being Sub-Total</b>			<b>25</b>	<b>22.05</b>

\*Performance calculation descriptions can be found in the FY 2017 RBWO PBP Measurements and Standards Guide.

<b>Monitoring &amp; Outcomes: Possible Points = 100</b>		<b>Points Earned: 89.93</b>	
<b>Score Before Incentives Credit</b>			<b>89.93%</b>
<b>Incentives Awarded</b>			<b>5.18 pts</b>
<b>PBP Verification</b>			<b>0.00 pts</b>
<b>Total Score</b>			<b>95.11%</b>



**DHS, DFCS, Office of Provider Management**  
**Performance-Based Placement Measures**  
**RBWO Provider GA+SCORECARD - CPA**



**Report Quarter: Q4 FY2017**

**Provider/Program Name: ENA, Inc., dba NECCO (formerly GA SAFE) - Martinez (673) - CPA**

# New Foster Homes During Quarter: 5		# Children in Care During Quarter: 57	# Placements During Quarter: 58	# Children in Care On Last Day: 50
CPA Incentive Credits	Avg Performance All CPAs (%)	Provider Performance (%)*	Possible Points (Weight)	Provider Points Earned
Early EPSDT Medical Visits		17%	2	0.34
Early EPSDT Dental Visits		33%	2	0.66
Permanency Contacts		0%	5	0.00
Additional Academic Supports		9%	2	0.18
Foster Hm Retention Rate (threshold = 90)		84%	2	0.00
Foster Hm Recruitment (threshold = 100)		100%	2	2.00
Active Agency Accreditation		50%	4	2.00
Staff Clinical Licensure		0%	5	0.00
<b>Incentives Total</b>	<b>5.32</b>		<b>24</b>	<b>5.18</b>
Maximum total combined incentive credit allowed is 10 points.			<b>Incentives Awarded</b>	<b>5.18</b>

\*Performance calculation descriptions can be found in the FY 2017 RBWO PBP Measurements and Standards Guide.

### Child Protective Services Investigations and Dispositions

The following investigations data, which is not used for scoring but is considered significant to a provider's performance, is from Georgia SHINES and is not considered final or complete until the end of the fiscal year.

Total Reports:	0
Number Screened In:	0
Number Screened Out:	0
Number Substantiated:	0
Number Unsubstantiated:	0
Number Active CPS Investigations:	0



DHS, DFCS, Office of Provider Management  
**Performance-Based Placement Measures**  
**RBWO Provider GA+SCORECARD - CPA**



Report Quarter: Q4 FY2017

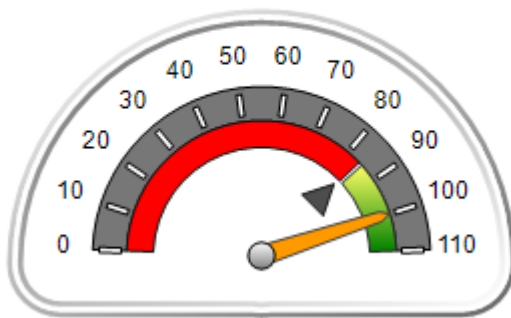
**Provider/Program Name: Faithbridge Foster Care - Atlanta (974) - CPA**

4400 Northpoint Parkway, Alpharetta, GA 30022 Phone: 678-690-7114 Vendor ID# 82494	Quarterly Scores (Grades)		Current Quarter Score (Grade)
	Q1: 92.82 (A-)	Q2: 98.89 (A+)	<b>99.96%</b> <b>(A+)</b>
	Q3: 102.42 (A+)	Q4: 99.96 (A+)	
# New Foster Homes During Quarter: 26	# Children in Care During Quarter: 197	# Placements During Quarter: 203	# Children in Care On Last Day: 152

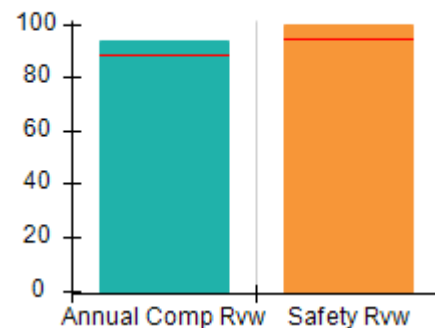
**Quarterly Provider Comparisons to All CPAs**

▼ — indicates average for all CPAs

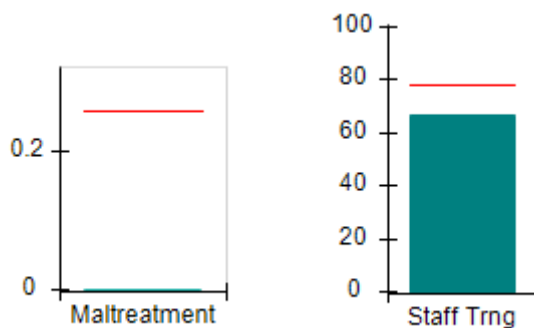
Overall Score (%)



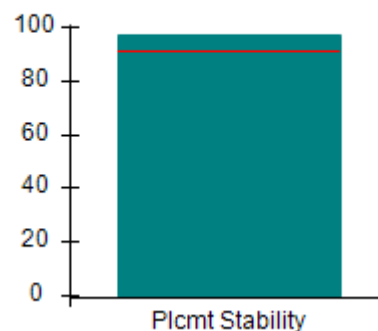
OPM Monitoring Reviews (%)



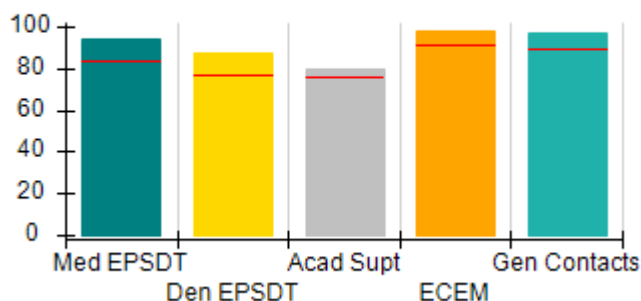
Safety Outcomes (%)



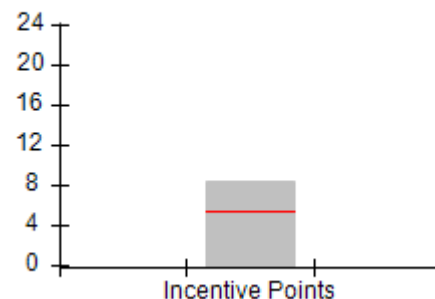
Permanency Outcomes (%)



Well-Being Outcomes (%)



Incentives Earned (Points)





**DHS, DFCS, Office of Provider Management**  
**Performance-Based Placement Measures**  
**RBWO Provider GA+SCORECARD - CPA**



**Report Quarter: Q4 FY2017**

**Provider/Program Name: Faithbridge Foster Care - Atlanta (974) - CPA**

<b>4400 Northpoint Parkway, Alpharetta, GA 30022</b>  <b>Phone: 678-690-7114</b>  <b>Vendor ID# 82494</b>		<b>Quarterly Scores (Grades)</b>		<b>Current Quarter Score (Grade)</b>
		<b>Q1: 92.82 (A-)</b>	<b>Q2: 98.89 (A+)</b>	<b>99.96%</b>
		<b>Q3: 102.42 (A+)</b>	<b>Q4: 99.96 (A+)</b>	<b>(A+)</b>
# New Foster Homes During Quarter: 26		# Children in Care During Quarter: 197	# Placements During Quarter: 203	# Children in Care On Last Day: 152
	<b>Avg Performance All CPAs (%)</b>	<b>Provider Performance (%)*</b>	<b>Possible Points (Weight)</b>	<b>Provider Points Earned</b>
<b>OPM Monitoring Reviews</b>				
Annual Comprehensive Reviews	89%	94%	25	23.38
Safety Reviews	95%	99%	15	14.89
<b>Monitoring Sub-Total</b>			<b>40</b>	<b>38.28</b>
<b>CPA Safety Outcomes</b>				
Incidence of Maltreatment	0.26%	No Substantiated Reports	10	10.00
Staff Training	78%	67%	10	6.70
<b>Safety Sub-Total</b>			<b>20</b>	<b>16.70</b>
<b>CPA Permanency Outcomes</b>				
Placement Stability	91%	97%	15	14.55
<b>Permanency Sub-Total</b>			<b>15</b>	<b>14.55</b>
<b>CPA Well-Being Outcomes</b>				
EPSDT Medical Visits	83%	94%	4	3.76
EPSDT Dental Visits	77%	87%	4	3.48
Academic Supports	75%	80%	3	2.40
Provider ECEM Visits	91%	98%	7	6.86
Provider General Contacts	89%	97%	7	6.79
Placements with Siblings	60%	52%	Not Scored	Not Scored
Placements within Legal County	16%	25%	Not Scored	Not Scored
<b>Well-Being Sub-Total</b>			<b>25</b>	<b>23.29</b>

\*Performance calculation descriptions can be found in the FY 2017 RBWO PBP Measurements and Standards Guide.

<b>Monitoring &amp; Outcomes: Possible Points = 100</b>		<b>Points Earned: 92.82</b>	
<b>Score Before Incentives Credit</b>			<b>92.82%</b>
<b>Incentives Awarded</b>			<b>8.41 pts</b>
<b>PBP Verification</b>			<b>-1.27 pts</b>
<b>Total Score</b>			<b>99.96%</b>

**Provider/Program Name: Faithbridge Foster Care - Atlanta (974) - CPA**



**DHS, DFCS, Office of Provider Management**  
**Performance-Based Placement Measures**  
**RBWO Provider GA+SCORECARD - CPA**



**Report Quarter: Q4 FY2017**

# New Foster Homes During Quarter: 26		# Children in Care During Quarter: 197	# Placements During Quarter: 203	# Children in Care On Last Day: 152
<b>CPA Incentive Credits</b>	<b>Avg Performance All CPAs (%)</b>	<b>Provider Performance (%)*</b>	<b>Possible Points (Weight)</b>	<b>Provider Points Earned</b>
Early EPSDT Medical Visits		83%	2	1.66
Early EPSDT Dental Visits		64%	2	1.28
Permanency Contacts		25%	5	1.25
Additional Academic Supports		11%	2	0.22
Foster Hm Retention Rate (threshold = 90)		94%	2	2.00
Foster Hm Recruitment (threshold = 100)		425%	2	2.00
Active Agency Accreditation		0%	4	0.00
Staff Clinical Licensure		0%	5	0.00
<b>Incentives Total</b>	<b>5.32</b>		<b>24</b>	<b>8.41</b>
Maximum total combined incentive credit allowed is 10 points.			<b>Incentives Awarded</b>	<b>8.41</b>
*Performance calculation descriptions can be found in the FY 2017 RBWO PBP Measurements and Standards Guide.				

### Child Protective Services Investigations and Dispositions

The following investigations data, which is not used for scoring but is considered significant to a provider's performance, is from Georgia SHINES and is not considered final or complete until the end of the fiscal year.

Total Reports:	2
Number Screened In:	1
Number Screened Out:	1
Number Substantiated:	0
Number Unsubstantiated:	1
Number Active CPS Investigations:	0



**DHS, DFCS, Office of Provider Management**  
**Performance-Based Placement Measures**  
**RBWO Provider GA+SCORECARD - CPA**



**Report Quarter: Q4 FY2017**

**Provider/Program Name: Faithbridge Foster Care - Brunswick (5185) - CPA**

<b>1400 Norwich Street, Brunswick, GA 31520</b>  <b>Phone: 678-690-7114</b>  <b>Vendor ID# 121136</b>	Quarterly Scores (Grades)		Current Quarter Score (Grade)
	Q1: 93.74 (A-)	Q2: 87.71 (B+)	<b>90.34%</b>  <b>(A-)</b>
	Q3: 98.00 (A+)	Q4: 90.34 (A-)	
# New Foster Homes During Quarter: 1	# Children in Care During Quarter: 11	# Placements During Quarter: 11	# Children in Care On Last Day: 9

**Quarterly Provider Comparisons to All CPAs**

▼ — indicates average for all CPAs





**DHS, DFCS, Office of Provider Management**  
**Performance-Based Placement Measures**  
**RBWO Provider GA+SCORECARD - CPA**



**Report Quarter: Q4 FY2017**

**Provider/Program Name: Faithbridge Foster Care - Brunswick (5185) - CPA**

1400 Norwich Street, Brunswick, GA 31520		Quarterly Scores (Grades)		Current Quarter Score (Grade)
Phone: 678-690-7114		Q1: 93.74 (A-)	Q2: 87.71 (B+)	90.34% (A-)
Vendor ID# 121136		Q3: 98.00 (A+)	Q4: 90.34 (A-)	
# New Foster Homes During Quarter: 1		# Children in Care During Quarter: 11	# Placements During Quarter: 11	# Children in Care On Last Day: 9
	Avg Performance All CPAs (%)	Provider Performance (%)*	Possible Points (Weight)	Provider Points Earned
<b>OPM Monitoring Reviews</b>				
Annual Comprehensive Reviews	89%	81%	25	20.25
Safety Reviews	95%	99%	15	14.80
<b>Monitoring Sub-Total</b>			<b>40</b>	<b>35.05</b>
<b>CPA Safety Outcomes</b>				
Incidence of Maltreatment	0.26%	No Substantiated Reports	10	10.00
Staff Training	78%	50%	10	5.00
<b>Safety Sub-Total</b>			<b>20</b>	<b>15.00</b>
<b>CPA Permanency Outcomes</b>				
Placement Stability	91%	100%	15	15.00
<b>Permanency Sub-Total</b>			<b>15</b>	<b>15.00</b>
<b>CPA Well-Being Outcomes</b>				
EPSDT Medical Visits	83%	100%	4	4.00
EPSDT Dental Visits	77%	100%	4	4.00
Academic Supports	75%	100%	3	3.00
Provider ECEM Visits	91%	96%	7	6.72
Provider General Contacts	89%	93%	7	6.51
Placements with Siblings	60%	100%	Not Scored	Not Scored
Placements within Legal County	16%	75%	Not Scored	Not Scored
<b>Well-Being Sub-Total</b>			<b>25</b>	<b>24.23</b>

\*Performance calculation descriptions can be found in the FY 2017 RBWO PBP Measurements and Standards Guide.

<b>Monitoring &amp; Outcomes: Possible Points = 100</b>	<b>Points Earned: 89.28</b>
<b>Score Before Incentives Credit</b>	<b>89.28%</b>
<b>Incentives Awarded</b>	<b>4.66 pts</b>
<b>PBP Verification</b>	<b>-3.60 pts</b>
<b>Total Score</b>	<b>90.34%</b>

**Provider/Program Name: Faithbridge Foster Care - Brunswick (5185) - CPA**



**DHS, DFCS, Office of Provider Management**  
**Performance-Based Placement Measures**  
**RBWO Provider GA+SCORECARD - CPA**



**Report Quarter: Q4 FY2017**

# New Foster Homes During Quarter: 1		# Children in Care During Quarter: 11	# Placements During Quarter: 11	# Children in Care On Last Day: 9
<b>CPA Incentive Credits</b>	<b>Avg Performance All CPAs (%)</b>	<b>Provider Performance (%)*</b>	<b>Possible Points (Weight)</b>	<b>Provider Points Earned</b>
Early EPSDT Medical Visits		100%	2	2.00
Early EPSDT Dental Visits		100%	2	2.00
Permanency Contacts		None Planned	5	
Additional Academic Supports		33%	2	0.66
Foster Hm Retention Rate (threshold = 90)		88%	2	0.00
Foster Hm Recruitment (threshold = 100)		50%	2	0.00
Active Agency Accreditation		0%	4	0.00
Staff Clinical Licensure		0%	5	0.00
<b>Incentives Total</b>	<b>5.32</b>		<b>24</b>	<b>4.66</b>
Maximum total combined incentive credit allowed is 10 points.			<b>Incentives Awarded</b>	<b>4.66</b>
*Performance calculation descriptions can be found in the FY 2017 RBWO PBP Measurements and Standards Guide.				

### Child Protective Services Investigations and Dispositions

The following investigations data, which is not used for scoring but is considered significant to a provider's performance, is from Georgia SHINES and is not considered final or complete until the end of the fiscal year.

Total Reports:	1	
Number Screened In:	0	
Number Screened Out:	1	
Number Substantiated:	0	
Number Unsubstantiated:	0	
Number Active CPS Investigations:	0	





**DHS, DFCS, Office of Provider Management**  
**Performance-Based Placement Measures**  
**RBWO Provider GA+SCORECARD - CPA**



**Report Quarter: Q4 FY2017**

**Provider/Program Name: Families First - Foster Care Program (639) - CPA**

**80 Joseph E. Lowery Blvd NW, Atlanta, GA 30314**

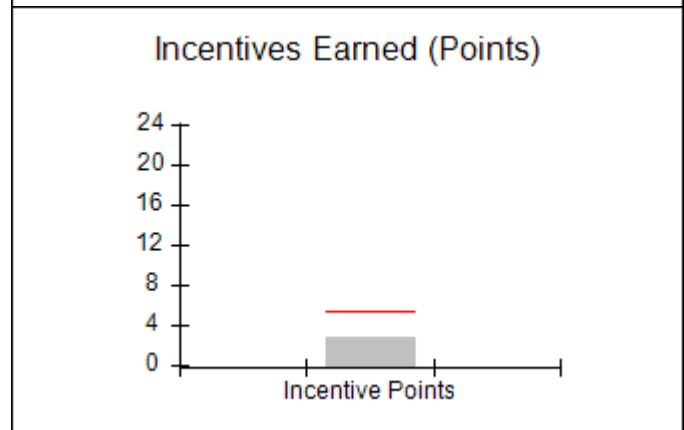
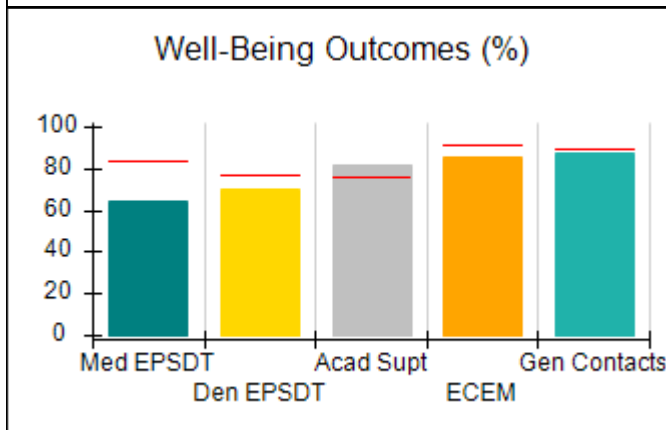
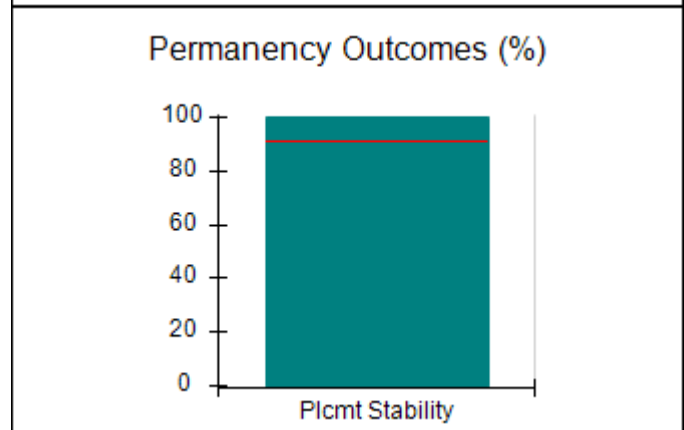
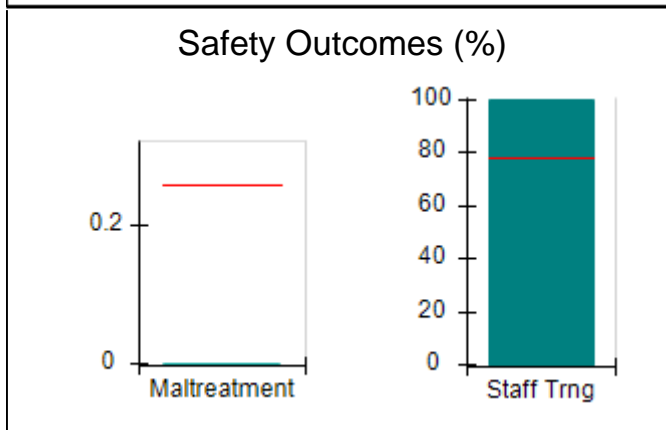
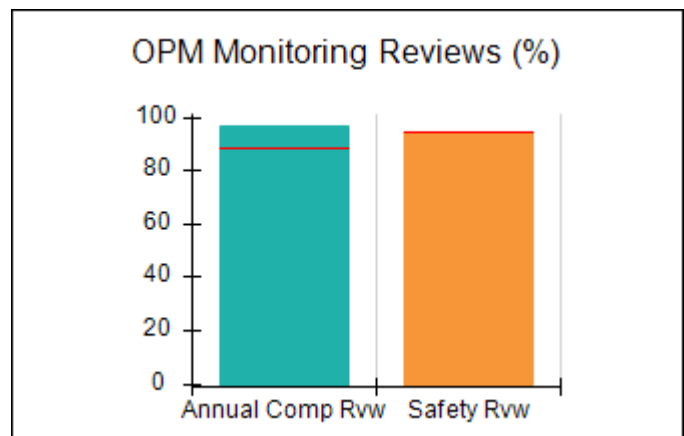
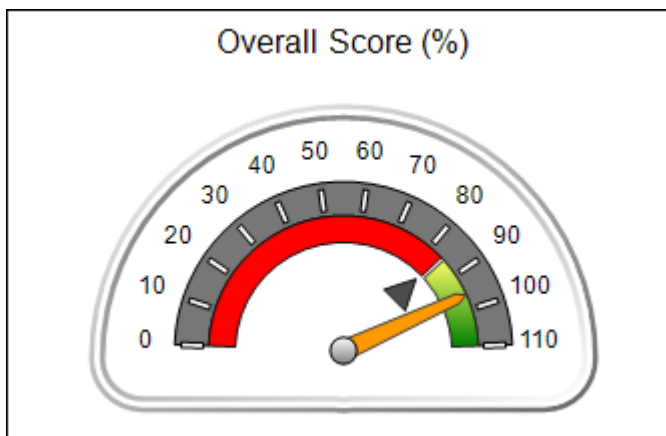
**Phone: 404-853-2867**

**Vendor ID# 35335**

80 Joseph E. Lowery Blvd NW, Atlanta, GA 30314  Phone: 404-853-2867  Vendor ID# 35335	Quarterly Scores (Grades)		Current Quarter Score (Grade)
	Q1: 92.38 (A-)	Q2: 90.60 (A-)	95.95%  (A)
	Q3: 88.66 (B+)	Q4: 95.95 (A)	
# New Foster Homes During Quarter: 0	# Children in Care During Quarter: 28	# Placements During Quarter: 28	# Children in Care On Last Day: 18

**Quarterly Provider Comparisons to All CPAs**

▼ — indicates average for all CPAs





**DHS, DFCS, Office of Provider Management**  
**Performance-Based Placement Measures**  
**RBWO Provider GA+SCORECARD - CPA**



**Report Quarter: Q4 FY2017**

**Provider/Program Name: Families First - Foster Care Program (639) - CPA**

<b>80 Joseph E. Lowery Blvd NW, Atlanta, GA 30314</b>  <b>Phone: 404-853-2867</b>  <b>Vendor ID# 35335</b>		<b>Quarterly Scores (Grades)</b>		<b>Current Quarter Score (Grade)</b>
		<b>Q1: 92.38 (A-)</b>	<b>Q2: 90.60 (A-)</b>	<b>95.95%</b>
		<b>Q3: 88.66 (B+)</b>	<b>Q4: 95.95 (A)</b>	<b>(A)</b>
# New Foster Homes During Quarter: 0		# Children in Care During Quarter: 28	# Placements During Quarter: 28	# Children in Care On Last Day: 18
	<b>Avg Performance All CPAs (%)</b>	<b>Provider Performance (%)*</b>	<b>Possible Points (Weight)</b>	<b>Provider Points Earned</b>
<b>OPM Monitoring Reviews</b>				
Annual Comprehensive Reviews	89%	96%	25	24.12
Safety Reviews	95%	95%	15	14.21
<b>Monitoring Sub-Total</b>			<b>40</b>	<b>38.33</b>
<b>CPA Safety Outcomes</b>				
Incidence of Maltreatment	0.26%	No Substantiated Reports	10	10.00
Staff Training	78%	100%	10	10.00
<b>Safety Sub-Total</b>			<b>20</b>	<b>20.00</b>
<b>CPA Permanency Outcomes</b>				
Placement Stability	91%	100%	15	15.00
<b>Permanency Sub-Total</b>			<b>15</b>	<b>15.00</b>
<b>CPA Well-Being Outcomes</b>				
EPSDT Medical Visits	83%	64%	4	2.56
EPSDT Dental Visits	77%	70%	4	2.80
Academic Supports	75%	82%	3	2.46
Provider ECEM Visits	91%	85%	7	5.95
Provider General Contacts	89%	87%	7	6.09
Placements with Siblings	60%	47%	Not Scored	Not Scored
Placements within Legal County	16%	0%	Not Scored	Not Scored
<b>Well-Being Sub-Total</b>			<b>25</b>	<b>19.86</b>

\*Performance calculation descriptions can be found in the FY 2017 RBWO PBP Measurements and Standards Guide.

<b>Monitoring &amp; Outcomes: Possible Points = 100</b>		<b>Points Earned: 93.19</b>	
<b>Score Before Incentives Credit</b>			<b>93.19%</b>
<b>Incentives Awarded</b>			<b>2.76 pts</b>
<b>PBP Verification</b>			<b>0.00 pts</b>
<b>Total Score</b>			<b>95.95%</b>

**Provider/Program Name: Families First - Foster Care Program (639) - CPA**



**DHS, DFCS, Office of Provider Management**  
**Performance-Based Placement Measures**  
**RBWO Provider GA+SCORECARD - CPA**



**Report Quarter: Q4 FY2017**

# New Foster Homes During Quarter: 0		# Children in Care During Quarter: 28	# Placements During Quarter: 28	# Children in Care On Last Day: 18
CPA Incentive Credits	Avg Performance All CPAs (%)	Provider Performance (%)*	Possible Points (Weight)	Provider Points Earned
Early EPSDT Medical Visits		25%	2	0.50
Early EPSDT Dental Visits		13%	2	0.26
Permanency Contacts		0%	5	0.00
Additional Academic Supports		0%	2	0.00
Foster Hm Retention Rate (threshold = 90)		62%	2	0.00
Foster Hm Recruitment (threshold = 100)		0%	2	0.00
Active Agency Accreditation		50%	4	2.00
Staff Clinical Licensure		0%	5	0.00
<b>Incentives Total</b>	<b>5.32</b>		<b>24</b>	<b>2.76</b>
Maximum total combined incentive credit allowed is 10 points.			<b>Incentives Awarded</b>	<b>2.76</b>
*Performance calculation descriptions can be found in the FY 2017 RBWO PBP Measurements and Standards Guide.				

### Child Protective Services Investigations and Dispositions

The following investigations data, which is not used for scoring but is considered significant to a provider's performance, is from Georgia SHINES and is not considered final or complete until the end of the fiscal year.

Total Reports:	2	
Number Screened In:	1	
Number Screened Out:	1	
Number Substantiated:	0	
Number Unsubstantiated:	1	
Number Active CPS Investigations:	0	



DHS, DFCS, Office of Provider Management  
**Performance-Based Placement Measures**  
**RBWO Provider GA+SCORECARD - CPA**



Report Quarter: Q4 FY2017

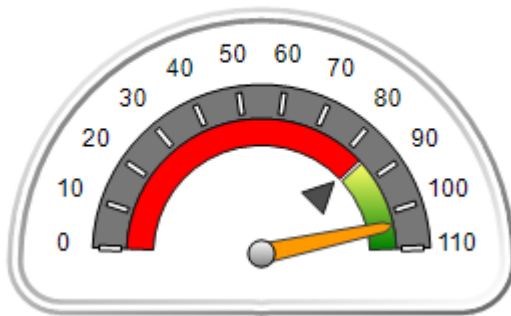
**Provider/Program Name: Georgia Agape - (655) - CPA**

<b>3094 Mercer University Dr., Atlanta, GA 30341</b>  <b>Phone: 770-452-9995</b>  <b>Vendor ID# 35356</b>	Quarterly Scores (Grades)		Current Quarter Score (Grade)
	Q1: 102.10 (A+)	Q2: 101.43 (A+)	<b>103.67%</b> <b>(A+)</b>
	Q3: 87.18 (B+)	Q4: 103.67 (A+)	
# New Foster Homes During Quarter: 1	# Children in Care During Quarter: 18	# Placements During Quarter: 18	# Children in Care On Last Day: 16

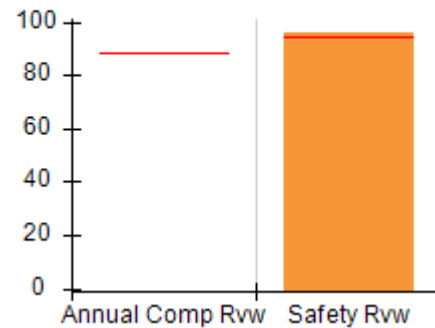
**Quarterly Provider Comparisons to All CPAs**

▼ — indicates average for all CPAs

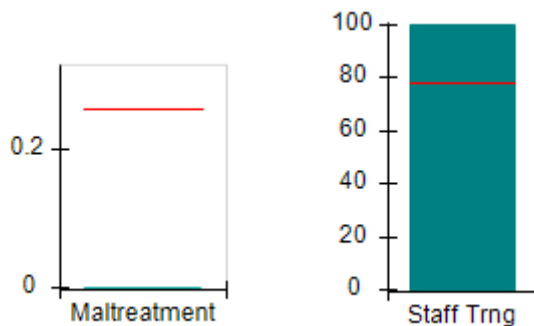
Overall Score (%)



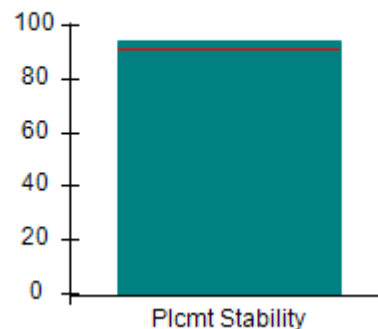
OPM Monitoring Reviews (%)



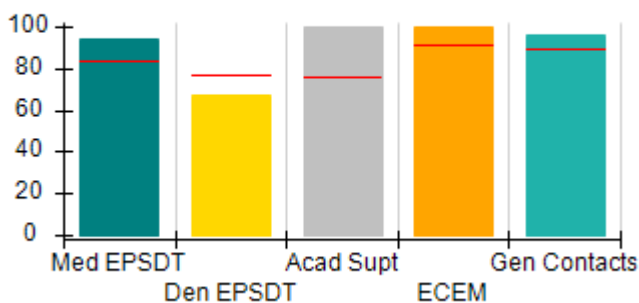
Safety Outcomes (%)



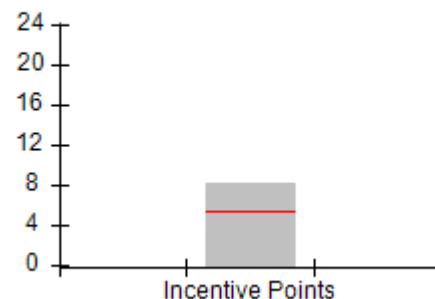
Permanency Outcomes (%)



Well-Being Outcomes (%)



Incentives Earned (Points)





**DHS, DFCS, Office of Provider Management**  
**Performance-Based Placement Measures**  
**RBWO Provider GA+SCORECARD - CPA**



**Report Quarter: Q4 FY2017**

**Provider/Program Name: Georgia Agape - (655) - CPA**

<b>3094 Mercer University Dr., Atlanta, GA 30341</b>  <b>Phone: 770-452-9995</b>  <b>Vendor ID# 35356</b>		<b>Quarterly Scores (Grades)</b>		<b>Current Quarter Score (Grade)</b>
		<b>Q1: 102.10 (A+)</b>	<b>Q2: 101.43 (A+)</b>	<b>103.67%</b>
		<b>Q3: 87.18 (B+)</b>	<b>Q4: 103.67 (A+)</b>	<b>(A+)</b>
# New Foster Homes During Quarter: 1		# Children in Care During Quarter: 18	# Placements During Quarter: 18	# Children in Care On Last Day: 16
	<b>Avg Performance All CPAs (%)</b>	<b>Provider Performance (%)*</b>	<b>Possible Points (Weight)</b>	<b>Provider Points Earned</b>
<b>OPM Monitoring Reviews</b>				
Annual Comprehensive Reviews	89%	Not Yet Conducted		
Safety Reviews	95%	96%	15	14.37
<b>Monitoring Sub-Total</b>			<b>15</b>	<b>14.37</b>
<b>CPA Safety Outcomes</b>				
Incidence of Maltreatment	0.26%	No Substantiated Reports	10	10.00
Staff Training	78%	100%	10	10.00
<b>Safety Sub-Total</b>			<b>20</b>	<b>20.00</b>
<b>CPA Permanency Outcomes</b>				
Placement Stability	91%	94%	15	14.10
<b>Permanency Sub-Total</b>			<b>15</b>	<b>14.10</b>
<b>CPA Well-Being Outcomes</b>				
EPSDT Medical Visits	83%	94%	4	3.76
EPSDT Dental Visits	77%	67%	4	2.68
Academic Supports	75%	100%	3	3.00
Provider ECEM Visits	91%	100%	7	7.00
Provider General Contacts	89%	96%	7	6.72
Placements with Siblings	60%	60%	Not Scored	Not Scored
Placements within Legal County	16%	Not Eligible	Not Scored	Not Scored
<b>Well-Being Sub-Total</b>			<b>25</b>	<b>23.16</b>

\*Performance calculation descriptions can be found in the FY 2017 RBWO PBP Measurements and Standards Guide.

<b>Monitoring &amp; Outcomes: Possible Points = 75</b>		<b>Points Earned: 71.63</b>	
<b>Score Before Incentives Credit</b>			<b>95.51%</b>
<b>Incentives Awarded</b>			<b>8.16 pts</b>
<b>PBP Verification</b>			<b>N/A pts</b>
<b>Total Score</b>			<b>103.67%</b>

**Provider/Program Name: Georgia Agape - (655) - CPA**



**DHS, DFCS, Office of Provider Management**  
**Performance-Based Placement Measures**  
**RBWO Provider GA+SCORECARD - CPA**



**Report Quarter: Q4 FY2017**

# New Foster Homes During Quarter: 1		# Children in Care During Quarter: 18	# Placements During Quarter: 18	# Children in Care On Last Day: 16
<b>CPA Incentive Credits</b>	<b>Avg Performance All CPAs (%)</b>	<b>Provider Performance (%)*</b>	<b>Possible Points (Weight)</b>	<b>Provider Points Earned</b>
Early EPSDT Medical Visits		75%	2	1.50
Early EPSDT Dental Visits		33%	2	0.66
Permanency Contacts		0%	5	0.00
Additional Academic Supports		100%	2	2.00
Foster Hm Retention Rate (threshold = 90)		62%	2	0.00
Foster Hm Recruitment (threshold = 100)		0%	2	0.00
Active Agency Accreditation		50%	4	2.00
Staff Clinical Licensure		40%	5	2.00
<b>Incentives Total</b>	<b>5.32</b>		<b>24</b>	<b>8.16</b>
Maximum total combined incentive credit allowed is 10 points.			<b>Incentives Awarded</b>	<b>8.16</b>
*Performance calculation descriptions can be found in the FY 2017 RBWO PBP Measurements and Standards Guide.				

### Child Protective Services Investigations and Dispositions

The following investigations data, which is not used for scoring but is considered significant to a provider's performance, is from Georgia SHINES and is not considered final or complete until the end of the fiscal year.

Total Reports:	0	
Number Screened In:	0	
Number Screened Out:	0	
Number Substantiated:	0	
Number Unsubstantiated:	0	
Number Active CPS Investigations:	0	



DHS, DFCS, Office of Provider Management  
**Performance-Based Placement Measures**  
**RBWO Provider GA+SCORECARD - CPA**



Report Quarter: Q4 FY2017

**Provider/Program Name: Georgia Baptist Children's Home & Family Ministries - Palmetto Campus (CPA) (5211) - CPA**

9250 Hutcheson Ferry Road, Palmetto, GA 30268

Phone: 770-463-3800

Vendor ID# 131262

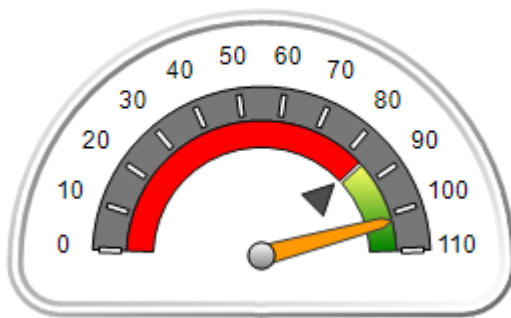
Quarterly Scores (Grades)		Current Quarter Score (Grade)
Q1: 101.87 (A+)	Q2: 100.88 (A+)	101.84% (A+)
Q3: 87.76 (B+)	Q4: 101.84 (A+)	

# New Foster Homes During Quarter: 1	# Children in Care During Quarter: 5	# Placements During Quarter: 5	# Children in Care On Last Day: 5
--------------------------------------	--------------------------------------	--------------------------------	-----------------------------------

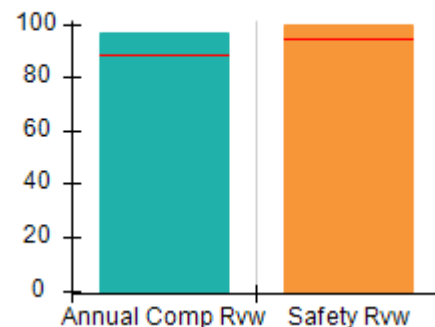
**Quarterly Provider Comparisons to All CPAs**

▼ — indicates average for all CPAs

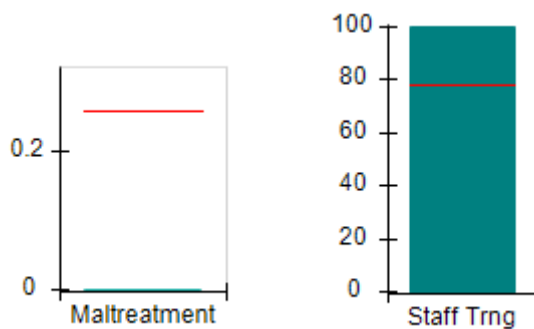
Overall Score (%)



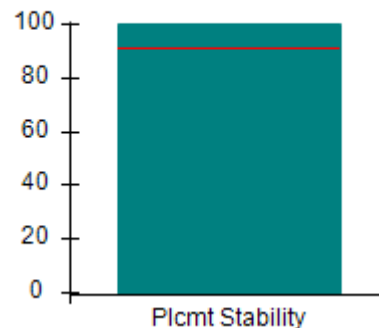
OPM Monitoring Reviews (%)



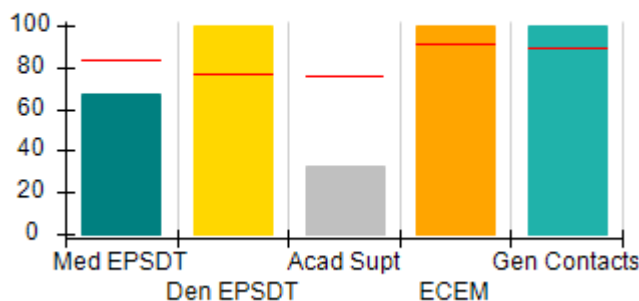
Safety Outcomes (%)



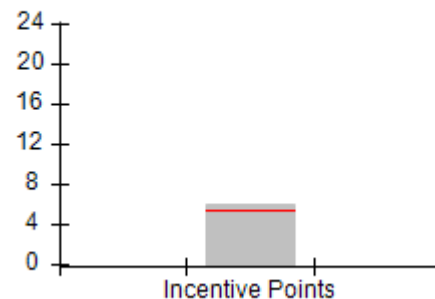
Permanency Outcomes (%)



Well-Being Outcomes (%)



Incentives Earned (Points)





**DHS, DFCS, Office of Provider Management**  
**Performance-Based Placement Measures**  
**RBWO Provider GA+SCORECARD - CPA**



**Report Quarter: Q4 FY2017**

**Provider/Program Name: Georgia Baptist Children's Home & Family Ministries - Palmetto Campus (CPA) (5211) - CPA**

<b>9250 Hutcheson Ferry Road, Palmetto, GA 30268</b>  <b>Phone: 770-463-3800</b>  <b>Vendor ID# 131262</b>	<b>Quarterly Scores (Grades)</b>		<b>Current Quarter Score (Grade)</b>
	<b>Q1: 101.87 (A+)</b>	<b>Q2: 100.88 (A+)</b>	<b>101.84%</b>
	<b>Q3: 87.76 (B+)</b>	<b>Q4: 101.84 (A+)</b>	<b>(A+)</b>

# New Foster Homes During Quarter: 1	# Children in Care During Quarter: 5	# Placements During Quarter: 5	# Children in Care On Last Day: 5
--------------------------------------	--------------------------------------	--------------------------------	-----------------------------------

	<b>Avg Performance All CPAs (%)</b>	<b>Provider Performance (%)*</b>	<b>Possible Points (Weight)</b>	<b>Provider Points Earned</b>
--	-------------------------------------	----------------------------------	---------------------------------	-------------------------------

**OPM Monitoring Reviews**

Annual Comprehensive Reviews	89%	97%	25	24.17
Safety Reviews	95%	100%	15	15.00
<b>Monitoring Sub-Total</b>			<b>40</b>	<b>39.17</b>

**CPA Safety Outcomes**

Incidence of Maltreatment	0.26%	No Substantiated Reports	10	10.00
Staff Training	78%	100%	10	10.00
<b>Safety Sub-Total</b>			<b>20</b>	<b>20.00</b>

**CPA Permanency Outcomes**

Placement Stability	91%	100%	15	15.00
<b>Permanency Sub-Total</b>			<b>15</b>	<b>15.00</b>

**CPA Well-Being Outcomes**

EPSDT Medical Visits	83%	67%	4	2.68
EPSDT Dental Visits	77%	100%	4	4.00
Academic Supports	75%	33%	3	0.99
Provider ECEM Visits	91%	100%	7	7.00
Provider General Contacts	89%	100%	7	7.00
Placements with Siblings	60%	0%	Not Scored	Not Scored
Placements within Legal County	16%	0%	Not Scored	Not Scored
<b>Well-Being Sub-Total</b>			<b>25</b>	<b>21.67</b>

\*Performance calculation descriptions can be found in the FY 2017 RBWO PBP Measurements and Standards Guide.

<b>Monitoring &amp; Outcomes: Possible Points = 100</b>		<b>Points Earned: 95.84</b>	
<b>Score Before Incentives Credit</b>			<b>95.84%</b>
<b>Incentives Awarded</b>			<b>6.00 pts</b>
<b>PBP Verification</b>			<b>0.00 pts</b>
<b>Total Score</b>			<b>101.84%</b>





**DHS, DFCS, Office of Provider Management**  
**Performance-Based Placement Measures**  
**RBWO Provider GA+SCORECARD - CPA**



**Report Quarter: Q4 FY2017**

**Provider/Program Name: Georgia Baptist Children's Home & Family Ministries - Palmetto Campus (CPA) (5211) - CPA**

# New Foster Homes During Quarter: 1		# Children in Care During Quarter: 5	# Placements During Quarter: 5	# Children in Care On Last Day: 5
CPA Incentive Credits	Avg Performance All CPAs (%)	Provider Performance (%)*	Possible Points (Weight)	Provider Points Earned
Early EPSDT Medical Visits		0%	2	0.00
Early EPSDT Dental Visits		Not Eligible	2	
Permanency Contacts		0%	5	0.00
Additional Academic Supports		0%	2	0.00
Foster Hm Retention Rate (threshold = 90)		100%	2	2.00
Foster Hm Recruitment (threshold = 100)		100%	2	2.00
Active Agency Accreditation		50%	4	2.00
Staff Clinical Licensure		0%	5	0.00
<b>Incentives Total</b>	<b>5.32</b>		<b>24</b>	<b>6.00</b>
Maximum total combined incentive credit allowed is 10 points.			<b>Incentives Awarded</b>	<b>6.00</b>

\*Performance calculation descriptions can be found in the FY 2017 RBWO PBP Measurements and Standards Guide.

**Child Protective Services Investigations and Dispositions**

The following investigations data, which is not used for scoring but is considered significant to a provider's performance, is from Georgia SHINES and is not considered final or complete until the end of the fiscal year.

Total Reports:	0
Number Screened In:	0
Number Screened Out:	0
Number Substantiated:	0
Number Unsubstantiated:	0
Number Active CPS Investigations:	0



DHS, DFCS, Office of Provider Management  
**Performance-Based Placement Measures**  
**RBWO Provider GA+SCORECARD - CPA**



Report Quarter: Q4 FY2017

**Provider/Program Name: Georgia Hope, Inc. - Georgia Hope (5182) - CPA**

1257 Commercial Drive, Conyers, GA 30094

Phone: 770-344-8704

Vendor ID# 121496

**Quarterly Scores (Grades)**

Q1: 102.94 (A+)

Q2: 102.67 (A+)

Q3: 101.86 (A+)

Q4: 83.89 (B-)

**Current Quarter Score (Grade)**

**83.89%**

**(B-)**

# New Foster Homes During Quarter: 3

# Children in Care During Quarter: 53

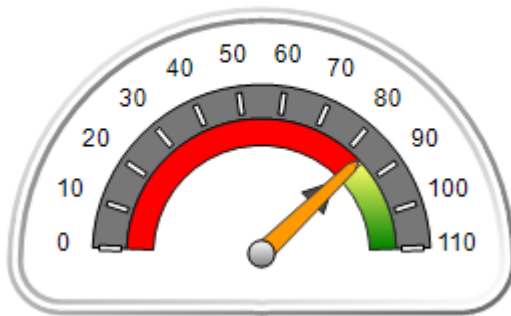
# Placements During Quarter: 55

# Children in Care On Last Day: 41

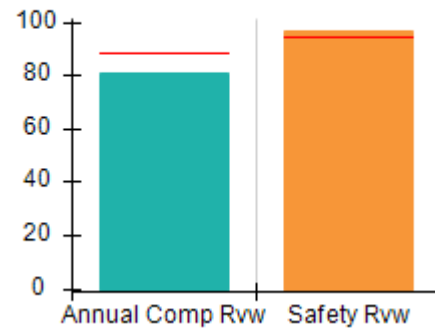
**Quarterly Provider Comparisons to All CPAs**

— indicates average for all CPAs

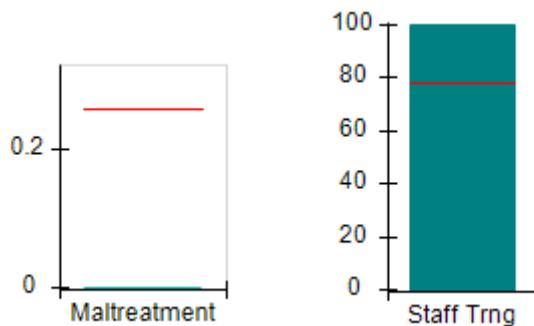
**Overall Score (%)**



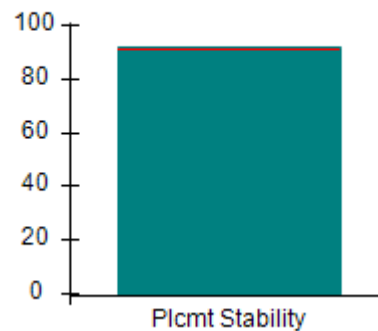
**OPM Monitoring Reviews (%)**



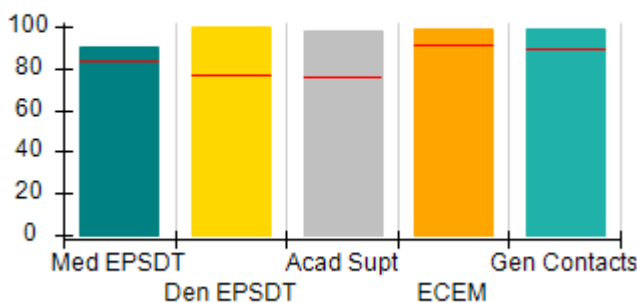
**Safety Outcomes (%)**



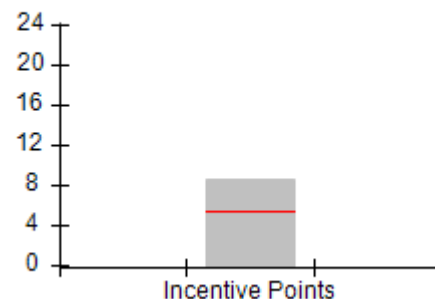
**Permanency Outcomes (%)**



**Well-Being Outcomes (%)**



**Incentives Earned (Points)**





**DHS, DFCS, Office of Provider Management**  
**Performance-Based Placement Measures**  
**RBWO Provider GA+SCORECARD - CPA**



**Report Quarter: Q4 FY2017**

**Provider/Program Name: Georgia Hope, Inc. - Georgia Hope (5182) - CPA**

1257 Commercial Drive, Conyers, GA 30094		Quarterly Scores (Grades)		Current Quarter Score (Grade)
Phone: 770-344-8704		Q1: 102.94 (A+)	Q2: 102.67 (A+)	83.89%
Vendor ID# 121496		Q3: 101.86 (A+)	Q4: 83.89 (B-)	(B-)
# New Foster Homes During Quarter: 3		# Children in Care During Quarter: 53	# Placements During Quarter: 55	# Children in Care On Last Day: 41
	Avg Performance All CPAs (%)	Provider Performance (%)*	Possible Points (Weight)	Provider Points Earned
<b>OPM Monitoring Reviews</b>				
Annual Comprehensive Reviews	89%	81%	25	20.16
Safety Reviews	95%	97%	15	14.48
<b>Monitoring Sub-Total</b>			<b>40</b>	<b>34.64</b>
<b>CPA Safety Outcomes</b>				
Incidence of Maltreatment	0.26%	No Substantiated Reports	10	10.00
Staff Training	78%	100%	10	10.00
<b>Safety Sub-Total</b>			<b>20</b>	<b>20.00</b>
<b>CPA Permanency Outcomes</b>				
Placement Stability	91%	92%	15	13.80
<b>Permanency Sub-Total</b>			<b>15</b>	<b>13.80</b>
<b>CPA Well-Being Outcomes</b>				
EPSDT Medical Visits	83%	90%	4	3.60
EPSDT Dental Visits	77%	100%	4	4.00
Academic Supports	75%	98%	3	2.94
Provider ECEM Visits	91%	99%	7	6.93
Provider General Contacts	89%	99%	7	6.93
Placements with Siblings	60%	83%	Not Scored	Not Scored
Placements within Legal County	16%	0%	Not Scored	Not Scored
<b>Well-Being Sub-Total</b>			<b>25</b>	<b>24.40</b>

\*Performance calculation descriptions can be found in the FY 2017 RBWO PBP Measurements and Standards Guide.

<b>Monitoring &amp; Outcomes: Possible Points = 100</b>	<b>Points Earned: 92.84</b>
<b>Score Before Incentives Credit</b>	<b>92.84%</b>
<b>Incentives Awarded</b>	<b>8.53 pts</b>
<b>PBP Verification</b>	<b>-17.48 pts</b>
<b>Total Score</b>	<b>83.89%</b>

**Provider/Program Name: Georgia Hope, Inc. - Georgia Hope (5182) - CPA**



DHS, DFCS, Office of Provider Management  
**Performance-Based Placement Measures**  
**RBWO Provider GA+SCORECARD - CPA**



**Report Quarter: Q4 FY2017**

# New Foster Homes During Quarter: 3		# Children in Care During Quarter: 53	# Placements During Quarter: 55	# Children in Care On Last Day: 41
CPA Incentive Credits	Avg Performance All CPAs (%)	Provider Performance (%)*	Possible Points (Weight)	Provider Points Earned
Early EPSDT Medical Visits		75%	2	1.50
Early EPSDT Dental Visits		100%	2	2.00
Permanency Contacts		99%	5	4.95
Additional Academic Supports		4%	2	0.08
Foster Hm Retention Rate (threshold = 90)		78%	2	0.00
Foster Hm Recruitment (threshold = 100)		75%	2	0.00
Active Agency Accreditation		0%	4	0.00
Staff Clinical Licensure		0%	5	0.00
<b>Incentives Total</b>	<b>5.32</b>		<b>24</b>	<b>8.53</b>
Maximum total combined incentive credit allowed is 10 points.			<b>Incentives Awarded</b>	<b>8.53</b>
*Performance calculation descriptions can be found in the FY 2017 RBWO PBP Measurements and Standards Guide.				

### Child Protective Services Investigations and Dispositions

The following investigations data, which is not used for scoring but is considered significant to a provider's performance, is from Georgia SHINES and is not considered final or complete until the end of the fiscal year.

Total Reports:	0	
Number Screened In:	0	
Number Screened Out:	0	
Number Substantiated:	0	
Number Unsubstantiated:	0	
Number Active CPS Investigations:	0	



**DHS, DFCS, Office of Provider Management**  
**Performance-Based Placement Measures**  
**RBWO Provider GA+SCORECARD - CPA**



**Report Quarter: Q4 FY2017**

**Provider/Program Name: Georgia Parent Support Network - (670) - CPA**

<b>1381 Metropolitan Pkwy., Atlanta, GA 30310</b>  <b>Phone: 404-758-4500</b>  <b>Vendor ID# 35378</b>	Quarterly Scores (Grades)		Current Quarter Score (Grade)
	Q1: 98.66 (A+)	Q2: 96.44 (A)	<b>88.68%</b> <b>(B+)</b>
	Q3: 99.25 (A+)	Q4: 88.68 (B+)	
# New Foster Homes During Quarter: 3	# Children in Care During Quarter: 64	# Placements During Quarter: 67	# Children in Care On Last Day: 54

**Quarterly Provider Comparisons to All CPAs**

▼ — indicates average for all CPAs





**DHS, DFCS, Office of Provider Management**  
**Performance-Based Placement Measures**  
**RBWO Provider GA+SCORECARD - CPA**



**Report Quarter: Q4 FY2017**

**Provider/Program Name: Georgia Parent Support Network - (670) - CPA**

1381 Metropolitan Pkwy., Atlanta, GA 30310		<b>Quarterly Scores (Grades)</b>		<b>Current Quarter Score (Grade)</b>
Phone: 404-758-4500		Q1: 98.66 (A+)	Q2: 96.44 (A)	<b>88.68%</b>
Vendor ID# 35378		Q3: 99.25 (A+)	Q4: 88.68 (B+)	<b>(B+)</b>
# New Foster Homes During Quarter: 3		# Children in Care During Quarter: 64	# Placements During Quarter: 67	# Children in Care On Last Day: 54
	<b>Avg Performance All CPAs (%)</b>	<b>Provider Performance (%)*</b>	<b>Possible Points (Weight)</b>	<b>Provider Points Earned</b>
<b>OPM Monitoring Reviews</b>				
Annual Comprehensive Reviews	89%	95%	25	23.86
Safety Reviews	95%	98%	15	14.64
<b>Monitoring Sub-Total</b>			<b>40</b>	<b>38.50</b>
<b>CPA Safety Outcomes</b>				
Incidence of Maltreatment	0.26%	No Substantiated Reports	10	10.00
Staff Training	78%	100%	10	10.00
<b>Safety Sub-Total</b>			<b>20</b>	<b>20.00</b>
<b>CPA Permanency Outcomes</b>				
Placement Stability	91%	91%	15	13.65
<b>Permanency Sub-Total</b>			<b>15</b>	<b>13.65</b>
<b>CPA Well-Being Outcomes</b>				
EPSDT Medical Visits	83%	90%	4	3.60
EPSDT Dental Visits	77%	85%	4	3.40
Academic Supports	75%	95%	3	2.85
Provider ECEM Visits	91%	98%	7	6.86
Provider General Contacts	89%	98%	7	6.86
Placements with Siblings	60%	38%	Not Scored	Not Scored
Placements within Legal County	16%	14%	Not Scored	Not Scored
<b>Well-Being Sub-Total</b>			<b>25</b>	<b>23.57</b>

\*Performance calculation descriptions can be found in the FY 2017 RBWO PBP Measurements and Standards Guide.

<b>Monitoring &amp; Outcomes: Possible Points = 100</b>		<b>Points Earned: 95.72</b>	
<b>Score Before Incentives Credit</b>			<b>95.72%</b>
<b>Incentives Awarded</b>			<b>4.48 pts</b>
<b>PBP Verification</b>			<b>-11.52 pts</b>
<b>Total Score</b>			<b>88.68%</b>

**Provider/Program Name: Georgia Parent Support Network - (670) - CPA**



**DHS, DFCS, Office of Provider Management**  
**Performance-Based Placement Measures**  
**RBWO Provider GA+SCORECARD - CPA**



**Report Quarter: Q4 FY2017**

# New Foster Homes During Quarter: 3		# Children in Care During Quarter: 64	# Placements During Quarter: 67	# Children in Care On Last Day: 54
<b>CPA Incentive Credits</b>	<b>Avg Performance All CPAs (%)</b>	<b>Provider Performance (%)*</b>	<b>Possible Points (Weight)</b>	<b>Provider Points Earned</b>
Early EPSDT Medical Visits		67%	2	1.34
Early EPSDT Dental Visits		65%	2	1.30
Permanency Contacts		0%	5	0.00
Additional Academic Supports		92%	2	1.84
Foster Hm Retention Rate (threshold = 90)		78%	2	0.00
Foster Hm Recruitment (threshold = 100)		50%	2	0.00
Active Agency Accreditation		0%	4	0.00
Staff Clinical Licensure		0%	5	0.00
<b>Incentives Total</b>	<b>5.32</b>		<b>24</b>	<b>4.48</b>
Maximum total combined incentive credit allowed is 10 points.			<b>Incentives Awarded</b>	<b>4.48</b>
*Performance calculation descriptions can be found in the FY 2017 RBWO PBP Measurements and Standards Guide.				

### Child Protective Services Investigations and Dispositions

The following investigations data, which is not used for scoring but is considered significant to a provider's performance, is from Georgia SHINES and is not considered final or complete until the end of the fiscal year.

Total Reports:	0	
Number Screened In:	0	
Number Screened Out:	0	
Number Substantiated:	0	
Number Unsubstantiated:	1	
Number Active CPS Investigations:	-1	



**DHS, DFCS, Office of Provider Management**  
**Performance-Based Placement Measures**  
**RBWO Provider GA+SCORECARD - CPA**



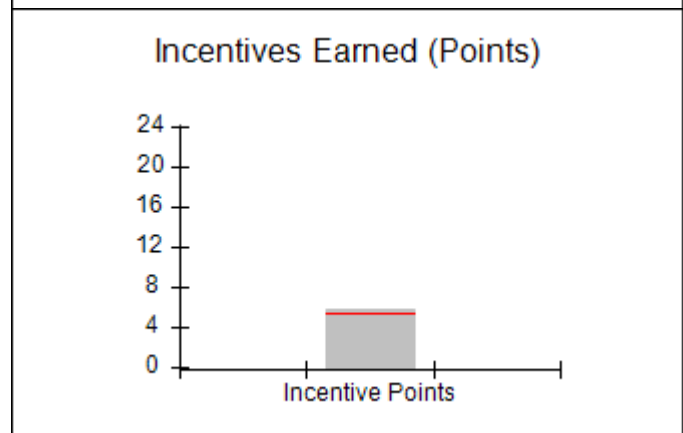
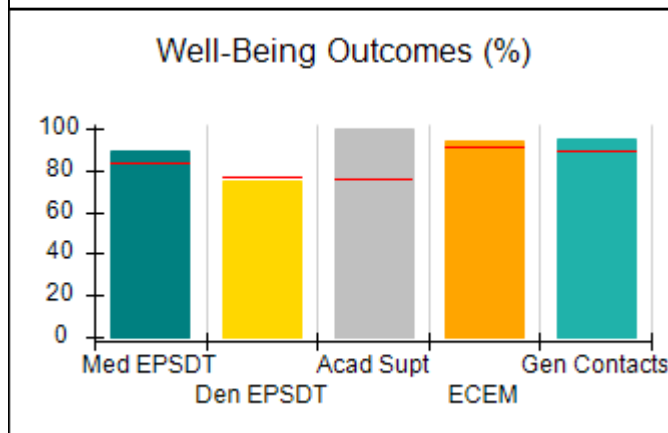
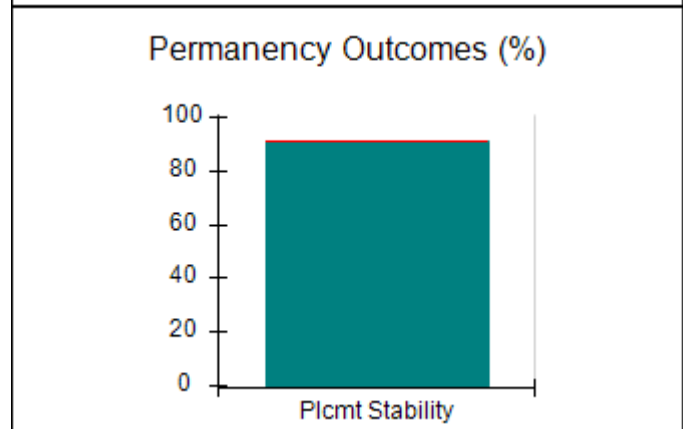
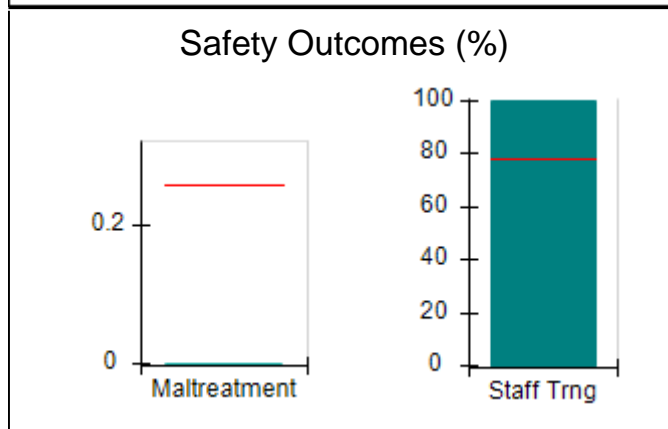
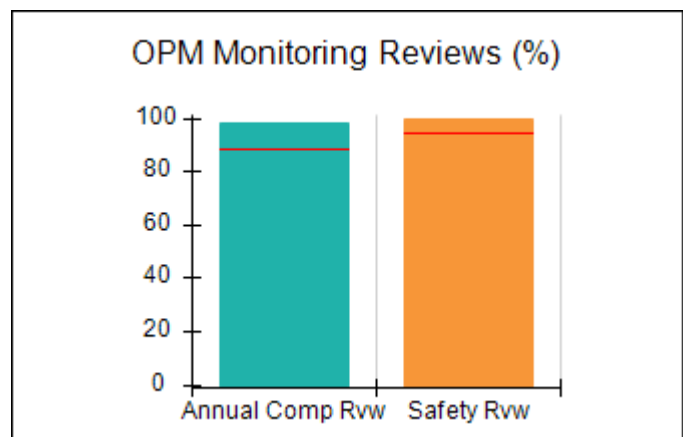
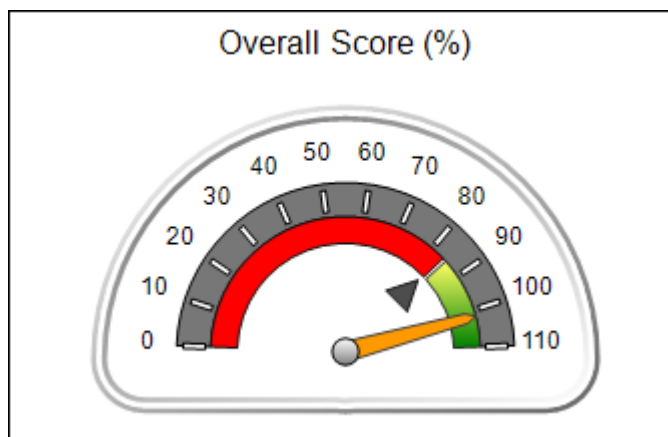
**Report Quarter: Q4 FY2017**

**Provider/Program Name: Giving Children A Chance of Georgia - (981) - CPA**

<b>201 Vaughn Drive, Alpharetta, GA 30009</b>  <b>Phone: 770-255-1018</b>  <b>Vendor ID# 40276</b>	Quarterly Scores (Grades)		Current Quarter Score (Grade)
	<b>Q1: 96.38 (A)</b>	<b>Q2: 96.40 (A)</b>	<b>101.74%</b> <b>(A+)</b>
	<b>Q3: 103.37 (A+)</b>	<b>Q4: 101.74 (A+)</b>	
# New Foster Homes During Quarter: 5	# Children in Care During Quarter: 64	# Placements During Quarter: 67	# Children in Care On Last Day: 49

**Quarterly Provider Comparisons to All CPAs**

▼ — indicates average for all CPAs







**DHS, DFCS, Office of Provider Management**  
**Performance-Based Placement Measures**  
**RBWO Provider GA+SCORECARD - CPA**



**Report Quarter: Q4 FY2017**

**Provider/Program Name: Giving Children A Chance of Georgia - (981) - CPA**

201 Vaughn Drive, Alpharetta, GA 30009		Quarterly Scores (Grades)		Current Quarter Score (Grade)
Phone: 770-255-1018		Q1: 96.38 (A)	Q2: 96.40 (A)	101.74%
Vendor ID# 40276		Q3: 103.37 (A+)	Q4: 101.74 (A+)	(A+)
# New Foster Homes During Quarter: 5		# Children in Care During Quarter: 64	# Placements During Quarter: 67	# Children in Care On Last Day: 49
	Avg Performance All CPAs (%)	Provider Performance (%)*	Possible Points (Weight)	Provider Points Earned
<b>OPM Monitoring Reviews</b>				
Annual Comprehensive Reviews	89%	98%	25	24.57
Safety Reviews	95%	100%	15	14.97
<b>Monitoring Sub-Total</b>			<b>40</b>	<b>39.54</b>
<b>CPA Safety Outcomes</b>				
Incidence of Maltreatment	0.26%	No Substantiated Reports	10	10.00
Staff Training	78%	100%	10	10.00
<b>Safety Sub-Total</b>			<b>20</b>	<b>20.00</b>
<b>CPA Permanency Outcomes</b>				
Placement Stability	91%	91%	15	13.65
<b>Permanency Sub-Total</b>			<b>15</b>	<b>13.65</b>
<b>CPA Well-Being Outcomes</b>				
EPSDT Medical Visits	83%	89%	4	3.56
EPSDT Dental Visits	77%	75%	4	3.00
Academic Supports	75%	100%	3	3.00
Provider ECEM Visits	91%	94%	7	6.58
Provider General Contacts	89%	95%	7	6.65
Placements with Siblings	60%	49%	Not Scored	Not Scored
Placements within Legal County	16%	9%	Not Scored	Not Scored
<b>Well-Being Sub-Total</b>			<b>25</b>	<b>22.79</b>

\*Performance calculation descriptions can be found in the FY 2017 RBWO PBP Measurements and Standards Guide.

<b>Monitoring &amp; Outcomes: Possible Points = 100</b>		<b>Points Earned: 95.98</b>	
<b>Score Before Incentives Credit</b>			<b>95.98%</b>
<b>Incentives Awarded</b>			<b>5.76 pts</b>
<b>PBP Verification</b>			<b>N/A pts</b>
<b>Total Score</b>			<b>101.74%</b>

**Provider/Program Name: Giving Children A Chance of Georgia - (981) - CPA**



DHS, DFCS, Office of Provider Management  
**Performance-Based Placement Measures**  
**RBWO Provider GA+SCORECARD - CPA**



Report Quarter: Q4 FY2017

# New Foster Homes During Quarter: 5		# Children in Care During Quarter: 64	# Placements During Quarter: 67	# Children in Care On Last Day: 49
CPA Incentive Credits	Avg Performance All CPAs (%)	Provider Performance (%)*	Possible Points (Weight)	Provider Points Earned
Early EPSDT Medical Visits		73%	2	1.46
Early EPSDT Dental Visits		48%	2	0.96
Permanency Contacts		None Planned	5	
Additional Academic Supports		67%	2	1.34
Foster Hm Retention Rate (threshold = 90)		91%	2	2.00
Foster Hm Recruitment (threshold = 100)		50%	2	0.00
Active Agency Accreditation		0%	4	0.00
Staff Clinical Licensure		0%	5	0.00
<b>Incentives Total</b>	<b>5.32</b>		<b>24</b>	<b>5.76</b>
Maximum total combined incentive credit allowed is 10 points.			<b>Incentives Awarded</b>	<b>5.76</b>
*Performance calculation descriptions can be found in the FY 2017 RBWO PBP Measurements and Standards Guide.				

### Child Protective Services Investigations and Dispositions

The following investigations data, which is not used for scoring but is considered significant to a provider's performance, is from Georgia SHINES and is not considered final or complete until the end of the fiscal year.

Total Reports:	0
Number Screened In:	0
Number Screened Out:	0
Number Substantiated:	0
Number Unsubstantiated:	0
Number Active CPS Investigations:	0



**DHS, DFCS, Office of Provider Management**  
**Performance-Based Placement Measures**  
**RBWO Provider GA+SCORECARD - CPA**



**Report Quarter: Q4 FY2017**

**Provider/Program Name: Goshen Valley Foundation - Goshen Homes (5200) - CPA**

<b>505 Brown Industrial, Waleska, GA 30183</b>  <b>Phone: 404-643-3343</b>  <b>Vendor ID# 131805</b>	Quarterly Scores (Grades)		Current Quarter Score (Grade)
	Q1: 104.27 (A+)	Q2: 100.32 (A+)	<b>91.94%</b> <b>(A-)</b>
	Q3: 99.46 (A+)	Q4: 91.94 (A-)	
# New Foster Homes During Quarter: 0	# Children in Care During Quarter: 20	# Placements During Quarter: 22	# Children in Care On Last Day: 11

**Quarterly Provider Comparisons to All CPAs**

▼ — indicates average for all CPAs





**DHS, DFCS, Office of Provider Management**  
**Performance-Based Placement Measures**  
**RBWO Provider GA+SCORECARD - CPA**



**Report Quarter: Q4 FY2017**

**Provider/Program Name: Goshen Valley Foundation - Goshen Homes (5200) - CPA**

<b>505 Brown Industrial, Waleska, GA 30183</b>  <b>Phone: 404-643-3343</b>  <b>Vendor ID# 131805</b>		<b>Quarterly Scores (Grades)</b>		<b>Current Quarter Score (Grade)</b>
		<b>Q1: 104.27 (A+)</b>	<b>Q2: 100.32 (A+)</b>	<b>91.94%</b>
		<b>Q3: 99.46 (A+)</b>	<b>Q4: 91.94 (A-)</b>	<b>(A-)</b>
# New Foster Homes During Quarter: 0		# Children in Care During Quarter: 20	# Placements During Quarter: 22	# Children in Care On Last Day: 11
	<b>Avg Performance All CPAs (%)</b>	<b>Provider Performance (%)*</b>	<b>Possible Points (Weight)</b>	<b>Provider Points Earned</b>
<b>OPM Monitoring Reviews</b>				
Annual Comprehensive Reviews	89%	61%	25	15.32
Safety Reviews	95%	100%	15	15.00
<b>Monitoring Sub-Total</b>			<b>40</b>	<b>30.32</b>
<b>CPA Safety Outcomes</b>				
Incidence of Maltreatment	0.26%	No Substantiated Reports	10	10.00
Staff Training	78%	50%	10	5.00
<b>Safety Sub-Total</b>			<b>20</b>	<b>15.00</b>
<b>CPA Permanency Outcomes</b>				
Placement Stability	91%	90%	15	13.50
<b>Permanency Sub-Total</b>			<b>15</b>	<b>13.50</b>
<b>CPA Well-Being Outcomes</b>				
EPSDT Medical Visits	83%	83%	4	3.32
EPSDT Dental Visits	77%	88%	4	3.52
Academic Supports	75%	96%	3	2.88
Provider ECEM Visits	91%	100%	7	7.00
Provider General Contacts	89%	100%	7	7.00
Placements with Siblings	60%	73%	Not Scored	Not Scored
Placements within Legal County	16%	33%	Not Scored	Not Scored
<b>Well-Being Sub-Total</b>			<b>25</b>	<b>23.72</b>

\*Performance calculation descriptions can be found in the FY 2017 RBWO PBP Measurements and Standards Guide.

<b>Monitoring &amp; Outcomes: Possible Points = 100</b>		<b>Points Earned: 82.54</b>	
<b>Score Before Incentives Credit</b>			<b>82.54%</b>
<b>Incentives Awarded</b>			<b>10.00 pts</b>
<b>PBP Verification</b>			<b>-0.60 pts</b>
<b>Total Score</b>			<b>91.94%</b>

**Provider/Program Name: Goshen Valley Foundation - Goshen Homes (5200) - CPA**



**DHS, DFCS, Office of Provider Management**  
**Performance-Based Placement Measures**  
**RBWO Provider GA+SCORECARD - CPA**



**Report Quarter: Q4 FY2017**

# New Foster Homes During Quarter: 0		# Children in Care During Quarter: 20	# Placements During Quarter: 22	# Children in Care On Last Day: 11
CPA Incentive Credits	Avg Performance All CPAs (%)	Provider Performance (%)*	Possible Points (Weight)	Provider Points Earned
Early EPSDT Medical Visits		71%	2	1.42
Early EPSDT Dental Visits		100%	2	2.00
Permanency Contacts		33%	5	1.65
Additional Academic Supports		96%	2	1.92
Foster Hm Retention Rate (threshold = 90)		100%	2	2.00
Foster Hm Recruitment (threshold = 100)		50%	2	0.00
Active Agency Accreditation		50%	4	2.00
Staff Clinical Licensure		20%	5	1.00
<b>Incentives Total</b>	<b>5.32</b>		<b>24</b>	<b>11.99</b>
Maximum total combined incentive credit allowed is 10 points.			<b>Incentives Awarded</b>	<b>10.00</b>
*Performance calculation descriptions can be found in the FY 2017 RBWO PBP Measurements and Standards Guide.				

### Child Protective Services Investigations and Dispositions

The following investigations data, which is not used for scoring but is considered significant to a provider's performance, is from Georgia SHINES and is not considered final or complete until the end of the fiscal year.

Total Reports:	0	
Number Screened In:	0	
Number Screened Out:	0	
Number Substantiated:	0	
Number Unsubstantiated:	0	
Number Active CPS Investigations:	0	



**DHS, DFCS, Office of Provider Management**  
**Performance-Based Placement Measures**  
**RBWO Provider GA+SCORECARD - CPA**



**Report Quarter: Q4 FY2017**

**Provider/Program Name: Hillside - Connections Program (700) - CPA**

<b>1301 Monroe Drive, Atlanta, GA 30306</b>  <b>Phone: 404-875-4551</b>  <b>Vendor ID# 35415</b>	Quarterly Scores (Grades)		Current Quarter Score (Grade)
	Q1: 88.83 (B+)	Q2: 89.69 (B+)	<b>84.86%</b> <b>(B)</b>
	Q3: 96.02 (A)	Q4: 84.86 (B)	
# New Foster Homes During Quarter: 1	# Children in Care During Quarter: 30	# Placements During Quarter: 30	# Children in Care On Last Day: 30

**Quarterly Provider Comparisons to All CPAs**

▼ — indicates average for all CPAs





**DHS, DFCS, Office of Provider Management**  
**Performance-Based Placement Measures**  
**RBWO Provider GA+SCORECARD - CPA**



**Report Quarter: Q4 FY2017**

**Provider/Program Name: Hillside - Connections Program (700) - CPA**

<b>1301 Monroe Drive, Atlanta, GA 30306</b>  <b>Phone: 404-875-4551</b>  <b>Vendor ID# 35415</b>		<b>Quarterly Scores (Grades)</b>		<b>Current Quarter Score (Grade)</b>
		<b>Q1: 88.83 (B+)</b>	<b>Q2: 89.69 (B+)</b>	<b>84.86%</b>
		<b>Q3: 96.02 (A)</b>	<b>Q4: 84.86 (B)</b>	<b>(B)</b>
# New Foster Homes During Quarter: 1		# Children in Care During Quarter: 30	# Placements During Quarter: 30	# Children in Care On Last Day: 30
	<b>Avg Performance All CPAs (%)</b>	<b>Provider Performance (%)*</b>	<b>Possible Points (Weight)</b>	<b>Provider Points Earned</b>
<b>OPM Monitoring Reviews</b>				
Annual Comprehensive Reviews	89%	87%	25	21.85
Safety Reviews	95%	96%	15	14.36
<b>Monitoring Sub-Total</b>			<b>40</b>	<b>36.21</b>
<b>CPA Safety Outcomes</b>				
Incidence of Maltreatment	0.26%	No Substantiated Reports	10	10.00
Staff Training	78%	100%	10	10.00
<b>Safety Sub-Total</b>			<b>20</b>	<b>20.00</b>
<b>CPA Permanency Outcomes</b>				
Placement Stability	91%	100%	15	15.00
<b>Permanency Sub-Total</b>			<b>15</b>	<b>15.00</b>
<b>CPA Well-Being Outcomes</b>				
EPSDT Medical Visits	83%	80%	4	3.20
EPSDT Dental Visits	77%	80%	4	3.20
Academic Supports	75%	82%	3	2.46
Provider ECEM Visits	91%	91%	7	6.37
Provider General Contacts	89%	90%	7	6.30
Placements with Siblings	60%	63%	Not Scored	Not Scored
Placements within Legal County	16%	0%	Not Scored	Not Scored
<b>Well-Being Sub-Total</b>			<b>25</b>	<b>21.53</b>

\*Performance calculation descriptions can be found in the FY 2017 RBWO PBP Measurements and Standards Guide.

<b>Monitoring &amp; Outcomes: Possible Points = 100</b>		<b>Points Earned: 92.74</b>	
<b>Score Before Incentives Credit</b>			<b>92.74%</b>
<b>Incentives Awarded</b>			<b>4.82 pts</b>
<b>PBP Verification</b>			<b>-12.70 pts</b>
<b>Total Score</b>			<b>84.86%</b>

**Provider/Program Name: Hillside - Connections Program (700) - CPA**



**DHS, DFCS, Office of Provider Management**  
**Performance-Based Placement Measures**  
**RBWO Provider GA+SCORECARD - CPA**



**Report Quarter: Q4 FY2017**

# New Foster Homes During Quarter: 1		# Children in Care During Quarter: 30	# Placements During Quarter: 30	# Children in Care On Last Day: 30
<b>CPA Incentive Credits</b>	<b>Avg Performance All CPAs (%)</b>	<b>Provider Performance (%)*</b>	<b>Possible Points (Weight)</b>	<b>Provider Points Earned</b>
Early EPSDT Medical Visits		50%	2	1.00
Early EPSDT Dental Visits		65%	2	1.30
Permanency Contacts		0%	5	0.00
Additional Academic Supports		1%	2	0.02
Foster Hm Retention Rate (threshold = 90)		83%	2	0.00
Foster Hm Recruitment (threshold = 100)		25%	2	0.00
Active Agency Accreditation		50%	4	2.00
Staff Clinical Licensure		10%	5	0.50
<b>Incentives Total</b>	<b>5.32</b>		<b>24</b>	<b>4.82</b>
Maximum total combined incentive credit allowed is 10 points.			<b>Incentives Awarded</b>	<b>4.82</b>
*Performance calculation descriptions can be found in the FY 2017 RBWO PBP Measurements and Standards Guide.				

### Child Protective Services Investigations and Dispositions

The following investigations data, which is not used for scoring but is considered significant to a provider's performance, is from Georgia SHINES and is not considered final or complete until the end of the fiscal year.

Total Reports:	0	
Number Screened In:	0	
Number Screened Out:	0	
Number Substantiated:	0	
Number Unsubstantiated:	1	
Number Active CPS Investigations:	-1	





DHS, DFCS, Office of Provider Management  
**Performance-Based Placement Measures**  
**RBWO Provider GA+SCORECARD - CPA**

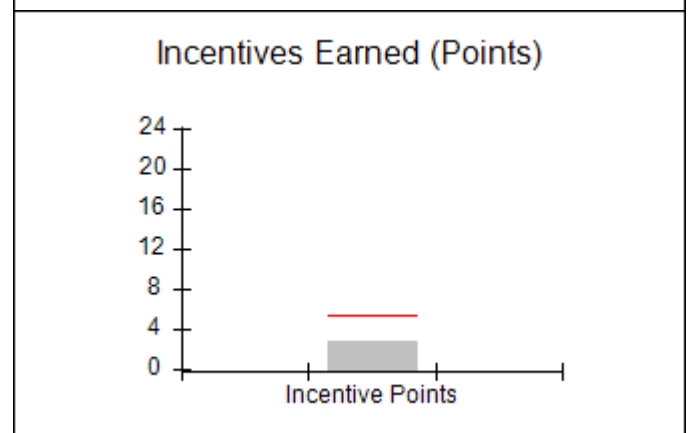
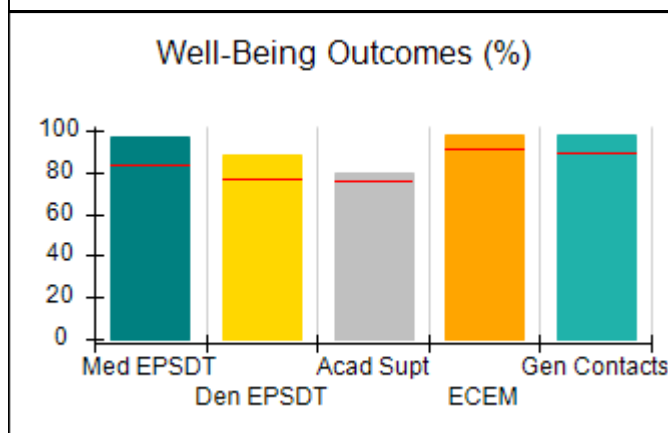
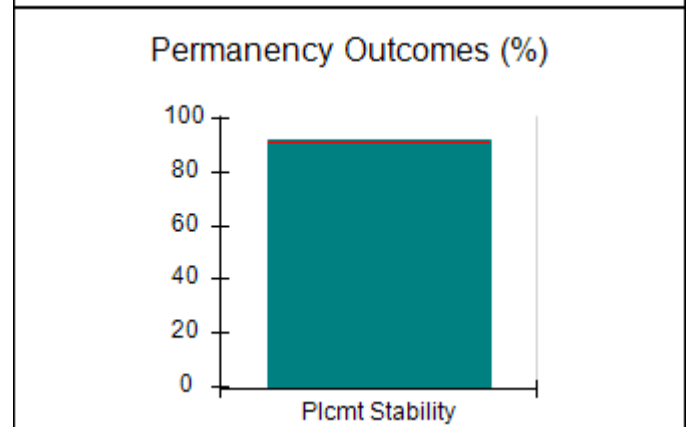
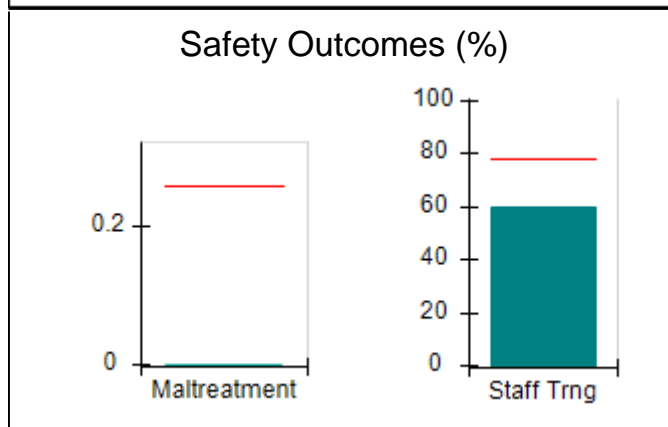
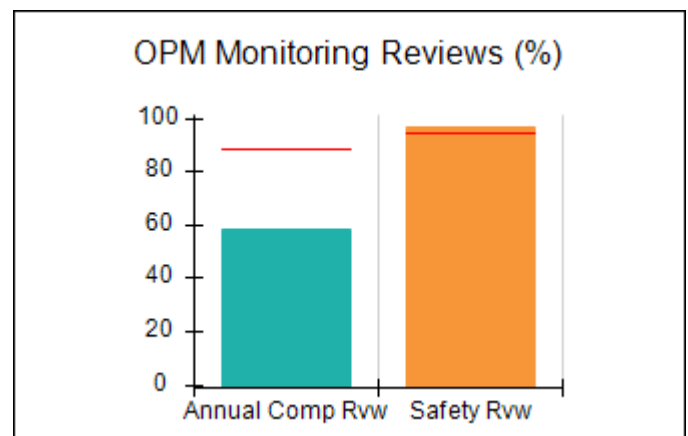
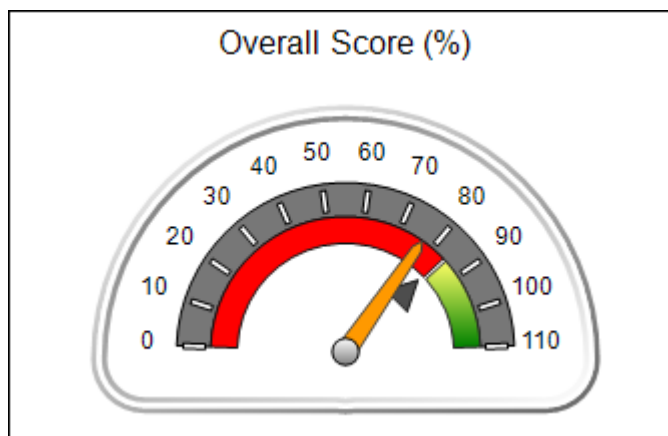


Report Quarter: Q4 FY2017

**Provider/Program Name: Laurel Heights Hospital -Universal Health - Laurel Heights CPA (722) - CPA**

934 Briarcliff Rd., NE, Atlanta, GA 30306 Phone: 404-888-7860 Vendor ID# 35443	Quarterly Scores (Grades)		Current Quarter Score (Grade)
	Q1: 85.65 (B)	Q2: 90.81 (A-)	76.80%
	Q3: 84.00 (B)	Q4: 76.80 (C)	(C)
# New Foster Homes During Quarter: 0	# Children in Care During Quarter: 39	# Placements During Quarter: 41	# Children in Care On Last Day: 31
Quarterly Provider Comparisons to All CPAs			

▼ — indicates average for all CPAs





**DHS, DFCS, Office of Provider Management**  
**Performance-Based Placement Measures**  
**RBWO Provider GA+SCORECARD - CPA**



**Report Quarter: Q4 FY2017**

**Provider/Program Name: Laurel Heights Hospital -Universal Health - Laurel Heights CPA (722) - CPA**

<b>934 Briarcliff Rd., NE, Atlanta, GA 30306</b>  <b>Phone: 404-888-7860</b>  <b>Vendor ID# 35443</b>	<b>Quarterly Scores (Grades)</b>		<b>Current Quarter Score (Grade)</b>
	<b>Q1: 85.65 (B)</b>	<b>Q2: 90.81 (A-)</b>	<b>76.80%</b>
	<b>Q3: 84.00 (B)</b>	<b>Q4: 76.80 (C)</b>	<b>(C)</b>

# New Foster Homes During Quarter: 0	# Children in Care During Quarter: 39	# Placements During Quarter: 41	# Children in Care On Last Day: 31
--------------------------------------	---------------------------------------	---------------------------------	------------------------------------

	<b>Avg Performance All CPAs (%)</b>	<b>Provider Performance (%)*</b>	<b>Possible Points (Weight)</b>	<b>Provider Points Earned</b>
--	-------------------------------------	----------------------------------	---------------------------------	-------------------------------

**OPM Monitoring Reviews**

Annual Comprehensive Reviews	89%	58%	25	14.51
Safety Reviews	95%	96%	15	14.45
<b>Monitoring Sub-Total</b>			<b>40</b>	<b>28.97</b>

**CPA Safety Outcomes**

Incidence of Maltreatment	0.26%	No Substantiated Reports	10	10.00
Staff Training	78%	60%	10	6.00
<b>Safety Sub-Total</b>			<b>20</b>	<b>16.00</b>

**CPA Permanency Outcomes**

Placement Stability	91%	92%	15	13.80
<b>Permanency Sub-Total</b>			<b>15</b>	<b>13.80</b>

**CPA Well-Being Outcomes**

EPSDT Medical Visits	83%	97%	4	3.88
EPSDT Dental Visits	77%	88%	4	3.52
Academic Supports	75%	80%	3	2.40
Provider ECEM Visits	91%	98%	7	6.86
Provider General Contacts	89%	98%	7	6.86
Placements with Siblings	60%	7%	Not Scored	Not Scored
Placements within Legal County	16%	0%	Not Scored	Not Scored
<b>Well-Being Sub-Total</b>			<b>25</b>	<b>23.52</b>

\*Performance calculation descriptions can be found in the FY 2017 RBWO PBP Measurements and Standards Guide.

<b>Monitoring &amp; Outcomes: Possible Points = 100</b>	<b>Points Earned: 82.29</b>
<b>Score Before Incentives Credit</b>	<b>82.29%</b>
<b>Incentives Awarded</b>	<b>2.64 pts</b>
<b>PBP Verification</b>	<b>-8.13 pts</b>
<b>Total Score</b>	<b>76.80%</b>



DHS, DFCS, Office of Provider Management  
**Performance-Based Placement Measures**  
**RBWO Provider GA+SCORECARD - CPA**



Report Quarter: Q4 FY2017

**Provider/Program Name: Laurel Heights Hospital -Universal Health - Laurel Heights CPA (722) - CPA**

# New Foster Homes During Quarter: 0		# Children in Care During Quarter: 39	# Placements During Quarter: 41	# Children in Care On Last Day: 31
CPA Incentive Credits	Avg Performance All CPAs (%)	Provider Performance (%)*	Possible Points (Weight)	Provider Points Earned
Early EPSDT Medical Visits		75%	2	1.50
Early EPSDT Dental Visits		56%	2	1.12
Permanency Contacts		0%	5	0.00
Additional Academic Supports		1%	2	0.02
Foster Hm Retention Rate (threshold = 90)		53%	2	0.00
Foster Hm Recruitment (threshold = 100)		0%	2	0.00
Active Agency Accreditation		0%	4	0.00
Staff Clinical Licensure		0%	5	0.00
<b>Incentives Total</b>	<b>5.32</b>		<b>24</b>	<b>2.64</b>
Maximum total combined incentive credit allowed is 10 points.			<b>Incentives Awarded</b>	<b>2.64</b>

\*Performance calculation descriptions can be found in the FY 2017 RBWO PBP Measurements and Standards Guide.

**Child Protective Services Investigations and Dispositions**

The following investigations data, which is not used for scoring but is considered significant to a provider's performance, is from Georgia SHINES and is not considered final or complete until the end of the fiscal year.

Total Reports:	2
Number Screened In:	1
Number Screened Out:	1
Number Substantiated:	0
Number Unsubstantiated:	1
Number Active CPS Investigations:	0



DHS, DFCS, Office of Provider Management  
**Performance-Based Placement Measures**  
**RBWO Provider GA+SCORECARD - CPA**



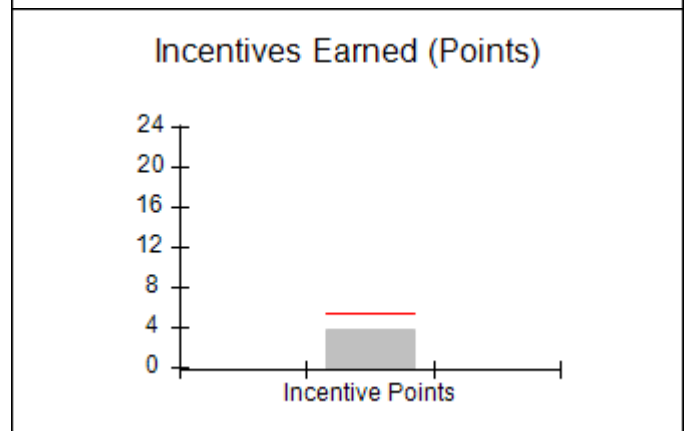
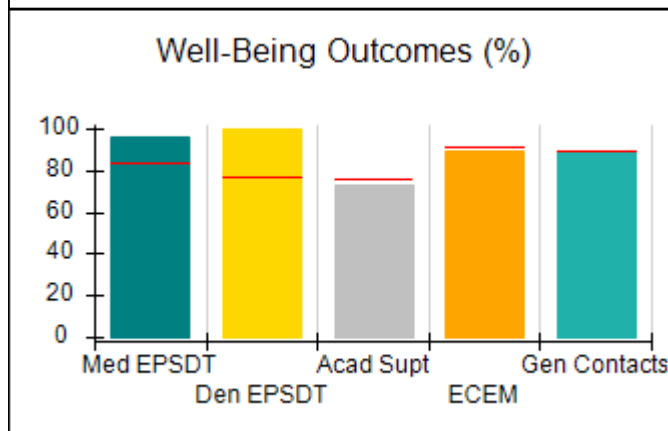
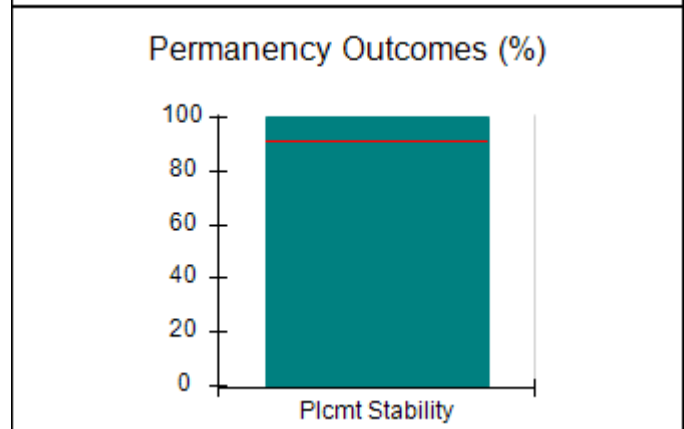
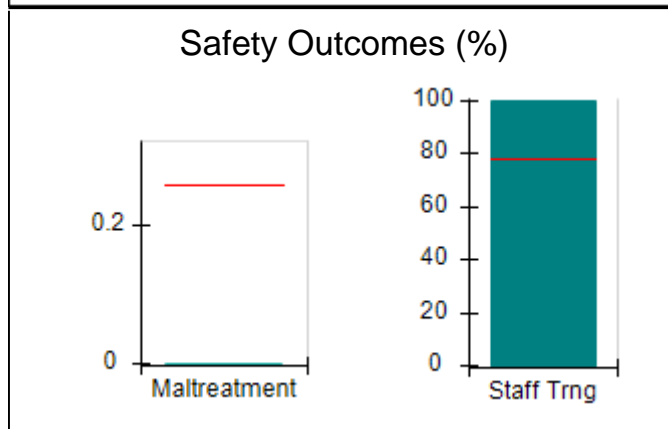
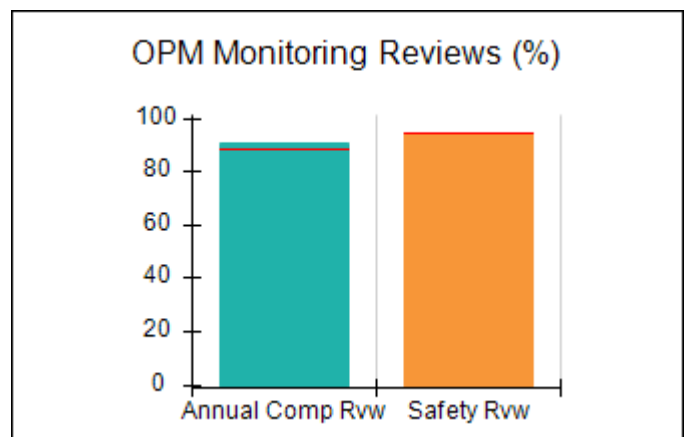
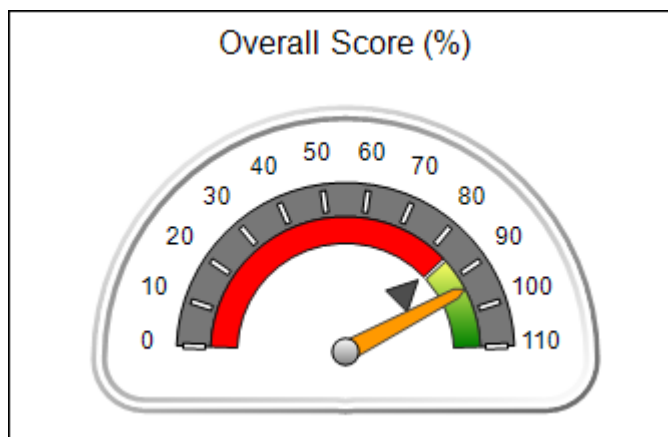
Report Quarter: Q4 FY2017

**Provider/Program Name: Lighthouse Therapeutic Foster Care - (727) - CPA**

<b>35 Mountain Street, Ringgold, GA 30736-2045</b>  <b>Phone: 706-937-4236</b>  <b>Vendor ID# 35446</b>	Quarterly Scores (Grades)		Current Quarter Score (Grade)
	Q1: 92.00 (A-)	Q2: 94.61 (A)	<b>93.95%</b> <b>(A-)</b>
	Q3: 97.84 (A+)	Q4: 93.95 (A-)	
# New Foster Homes During Quarter: 0	# Children in Care During Quarter: 23	# Placements During Quarter: 23	# Children in Care On Last Day: 21

**Quarterly Provider Comparisons to All CPAs**

▼ — indicates average for all CPAs





**DHS, DFCS, Office of Provider Management**  
**Performance-Based Placement Measures**  
**RBWO Provider GA+SCORECARD - CPA**



**Report Quarter: Q4 FY2017**

**Provider/Program Name: Lighthouse Therapeutic Foster Care - (727) - CPA**

<b>35 Mountain Street, Ringgold, GA 30736-2045</b>  <b>Phone: 706-937-4236</b>  <b>Vendor ID# 35446</b>		<b>Quarterly Scores (Grades)</b>		<b>Current Quarter Score (Grade)</b>
		<b>Q1: 92.00 (A-)</b>	<b>Q2: 94.61 (A)</b>	<b>93.95%</b>
		<b>Q3: 97.84 (A+)</b>	<b>Q4: 93.95 (A-)</b>	<b>(A-)</b>
# New Foster Homes During Quarter: 0		# Children in Care During Quarter: 23	# Placements During Quarter: 23	# Children in Care On Last Day: 21
	<b>Avg Performance All CPAs (%)</b>	<b>Provider Performance (%)*</b>	<b>Possible Points (Weight)</b>	<b>Provider Points Earned</b>
<b>OPM Monitoring Reviews</b>				
Annual Comprehensive Reviews	89%	91%	25	22.66
Safety Reviews	95%	95%	15	14.20
<b>Monitoring Sub-Total</b>			<b>40</b>	<b>36.86</b>
<b>CPA Safety Outcomes</b>				
Incidence of Maltreatment	0.26%	No Substantiated Reports	10	10.00
Staff Training	78%	100%	10	10.00
<b>Safety Sub-Total</b>			<b>20</b>	<b>20.00</b>
<b>CPA Permanency Outcomes</b>				
Placement Stability	91%	100%	15	15.00
<b>Permanency Sub-Total</b>			<b>15</b>	<b>15.00</b>
<b>CPA Well-Being Outcomes</b>				
EPSDT Medical Visits	83%	96%	4	3.84
EPSDT Dental Visits	77%	100%	4	4.00
Academic Supports	75%	73%	3	2.19
Provider ECEM Visits	91%	89%	7	6.23
Provider General Contacts	89%	89%	7	6.23
Placements with Siblings	60%	48%	Not Scored	Not Scored
Placements within Legal County	16%	50%	Not Scored	Not Scored
<b>Well-Being Sub-Total</b>			<b>25</b>	<b>22.49</b>

\*Performance calculation descriptions can be found in the FY 2017 RBWO PBP Measurements and Standards Guide.

<b>Monitoring &amp; Outcomes: Possible Points = 100</b>		<b>Points Earned: 94.35</b>	
<b>Score Before Incentives Credit</b>		<b>94.35%</b>	
<b>Incentives Awarded</b>		<b>3.69 pts</b>	
<b>PBP Verification</b>		<b>-4.09 pts</b>	
<b>Total Score</b>		<b>93.95%</b>	

**Provider/Program Name: Lighthouse Therapeutic Foster Care - (727) - CPA**



**DHS, DFCS, Office of Provider Management**  
**Performance-Based Placement Measures**  
**RBWO Provider GA+SCORECARD - CPA**



**Report Quarter: Q4 FY2017**

# New Foster Homes During Quarter: 0		# Children in Care During Quarter: 23	# Placements During Quarter: 23	# Children in Care On Last Day: 21
CPA Incentive Credits	Avg Performance All CPAs (%)	Provider Performance (%)*	Possible Points (Weight)	Provider Points Earned
Early EPSDT Medical Visits		86%	2	1.72
Early EPSDT Dental Visits		71%	2	1.42
Permanency Contacts		9%	5	0.45
Additional Academic Supports		5%	2	0.10
Foster Hm Retention Rate (threshold = 90)		85%	2	0.00
Foster Hm Recruitment (threshold = 100)		0%	2	0.00
Active Agency Accreditation		0%	4	0.00
Staff Clinical Licensure		0%	5	0.00
<b>Incentives Total</b>	<b>5.32</b>		<b>24</b>	<b>3.69</b>
Maximum total combined incentive credit allowed is 10 points.			<b>Incentives Awarded</b>	<b>3.69</b>
*Performance calculation descriptions can be found in the FY 2017 RBWO PBP Measurements and Standards Guide.				

### Child Protective Services Investigations and Dispositions

The following investigations data, which is not used for scoring but is considered significant to a provider's performance, is from Georgia SHINES and is not considered final or complete until the end of the fiscal year.

Total Reports:	0	
Number Screened In:	0	
Number Screened Out:	0	
Number Substantiated:	0	
Number Unsubstantiated:	0	
Number Active CPS Investigations:	0	



DHS, DFCS, Office of Provider Management  
**Performance-Based Placement Measures**  
**RBWO Provider GA+SCORECARD - CPA**



Report Quarter: Q4 FY2017

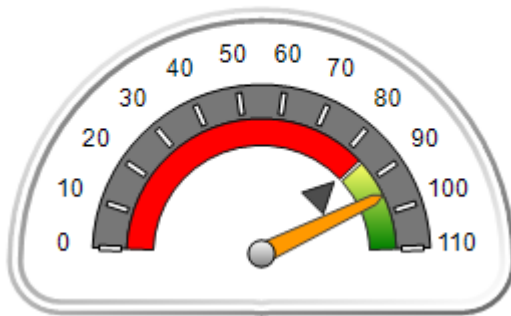
**Provider/Program Name: Lighthouse Therapeutic Foster Care - Stockbridge (5186) - CPA**

<b>120 North Berry Street, Stockbridge, GA 30281</b>  <b>Phone: 770-912-4766</b>  <b>Vendor ID# 121137</b>	Quarterly Scores (Grades)		Current Quarter Score (Grade)
	Q1: 93.30 (A-)	Q2: 91.44 (A-)	<b>95.26%</b> <b>(A)</b>
	Q3: 100.55 (A+)	Q4: 95.26 (A)	
# New Foster Homes During Quarter: 1	# Children in Care During Quarter: 47	# Placements During Quarter: 57	# Children in Care On Last Day: 40

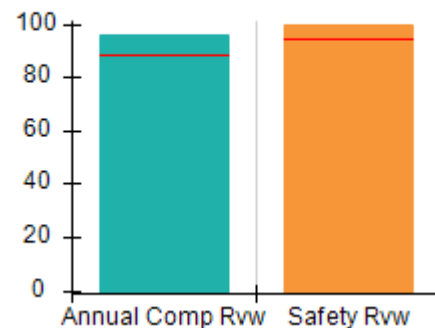
**Quarterly Provider Comparisons to All CPAs**

▼ — indicates average for all CPAs

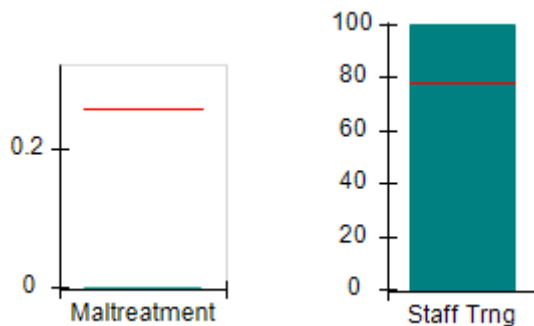
Overall Score (%)



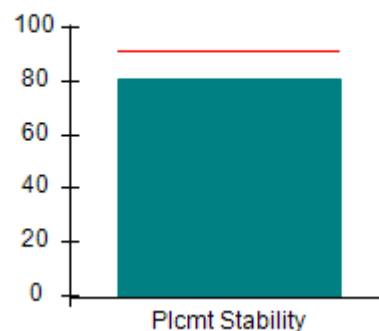
OPM Monitoring Reviews (%)



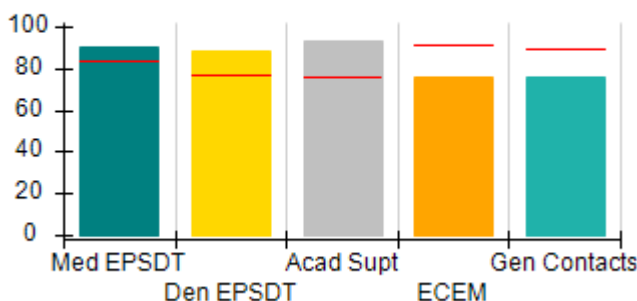
Safety Outcomes (%)



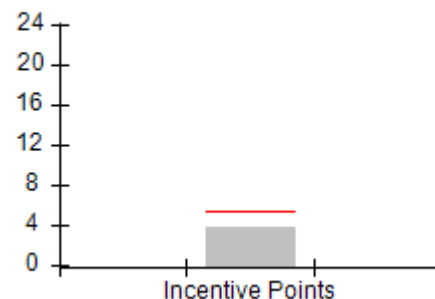
Permanency Outcomes (%)



Well-Being Outcomes (%)



Incentives Earned (Points)





**DHS, DFCS, Office of Provider Management**  
**Performance-Based Placement Measures**  
**RBWO Provider GA+SCORECARD - CPA**



**Report Quarter: Q4 FY2017**

**Provider/Program Name: Lighthouse Therapeutic Foster Care - Stockbridge (5186) - CPA**

<b>120 North Berry Street, Stockbridge, GA 30281</b>  <b>Phone: 770-912-4766</b>  <b>Vendor ID# 121137</b>		<b>Quarterly Scores (Grades)</b>		<b>Current Quarter Score (Grade)</b>
		<b>Q1: 93.30 (A-)</b>	<b>Q2: 91.44 (A-)</b>	<b>95.26%</b>
		<b>Q3: 100.55 (A+)</b>	<b>Q4: 95.26 (A)</b>	<b>(A)</b>
# New Foster Homes During Quarter: 1		# Children in Care During Quarter: 47	# Placements During Quarter: 57	# Children in Care On Last Day: 40
	<b>Avg Performance All CPAs (%)</b>	<b>Provider Performance (%)*</b>	<b>Possible Points (Weight)</b>	<b>Provider Points Earned</b>
<b>OPM Monitoring Reviews</b>				
Annual Comprehensive Reviews	89%	96%	25	23.92
Safety Reviews	95%	100%	15	15.00
<b>Monitoring Sub-Total</b>			<b>40</b>	<b>38.92</b>
<b>CPA Safety Outcomes</b>				
Incidence of Maltreatment	0.26%	No Substantiated Reports	10	10.00
Staff Training	78%	100%	10	10.00
<b>Safety Sub-Total</b>			<b>20</b>	<b>20.00</b>
<b>CPA Permanency Outcomes</b>				
Placement Stability	91%	81%	15	12.15
<b>Permanency Sub-Total</b>			<b>15</b>	<b>12.15</b>
<b>CPA Well-Being Outcomes</b>				
EPSDT Medical Visits	83%	90%	4	3.60
EPSDT Dental Visits	77%	88%	4	3.52
Academic Supports	75%	93%	3	2.79
Provider ECEM Visits	91%	76%	7	5.32
Provider General Contacts	89%	76%	7	5.32
Placements with Siblings	60%	44%	Not Scored	Not Scored
Placements within Legal County	16%	0%	Not Scored	Not Scored
<b>Well-Being Sub-Total</b>			<b>25</b>	<b>20.55</b>

\*Performance calculation descriptions can be found in the FY 2017 RBWO PBP Measurements and Standards Guide.

<b>Monitoring &amp; Outcomes: Possible Points = 100</b>		<b>Points Earned: 91.62</b>	
<b>Score Before Incentives Credit</b>			<b>91.62%</b>
<b>Incentives Awarded</b>			<b>3.64 pts</b>
<b>PBP Verification</b>			<b>0.00 pts</b>
<b>Total Score</b>			<b>95.26%</b>

**Provider/Program Name: Lighthouse Therapeutic Foster Care - Stockbridge (5186) - CPA**





**DHS, DFCS, Office of Provider Management**  
**Performance-Based Placement Measures**  
**RBWO Provider GA+SCORECARD - CPA**



**Report Quarter: Q4 FY2017**

# New Foster Homes During Quarter: 1		# Children in Care During Quarter: 47	# Placements During Quarter: 57	# Children in Care On Last Day: 40
<b>CPA Incentive Credits</b>	<b>Avg Performance All CPAs (%)</b>	<b>Provider Performance (%)*</b>	<b>Possible Points (Weight)</b>	<b>Provider Points Earned</b>
Early EPSDT Medical Visits		67%	2	1.34
Early EPSDT Dental Visits		44%	2	0.88
Permanency Contacts		None Planned	5	
Additional Academic Supports		71%	2	1.42
Foster Hm Retention Rate (threshold = 90)		82%	2	0.00
Foster Hm Recruitment (threshold = 100)		25%	2	0.00
Active Agency Accreditation		0%	4	0.00
Staff Clinical Licensure		0%	5	0.00
<b>Incentives Total</b>	<b>5.32</b>		<b>24</b>	<b>3.64</b>
Maximum total combined incentive credit allowed is 10 points.			<b>Incentives Awarded</b>	<b>3.64</b>
*Performance calculation descriptions can be found in the FY 2017 RBWO PBP Measurements and Standards Guide.				

### Child Protective Services Investigations and Dispositions

The following investigations data, which is not used for scoring but is considered significant to a provider's performance, is from Georgia SHINES and is not considered final or complete until the end of the fiscal year.

Total Reports:	0	
Number Screened In:	0	
Number Screened Out:	0	
Number Substantiated:	0	
Number Unsubstantiated:	0	
Number Active CPS Investigations:	0	



**DHS, DFCS, Office of Provider Management**  
**Performance-Based Placement Measures**  
**RBWO Provider GA+SCORECARD - CPA**



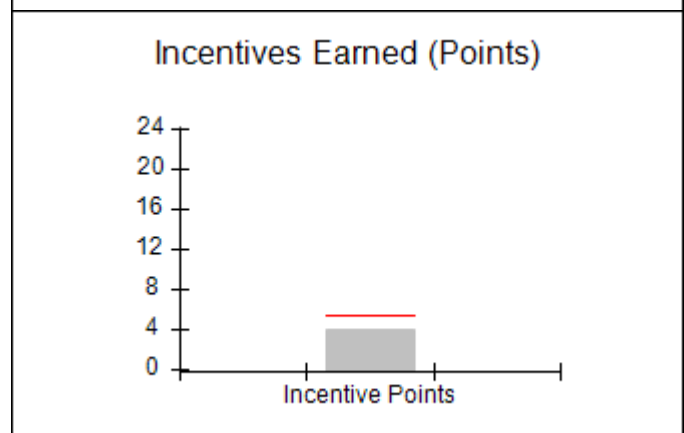
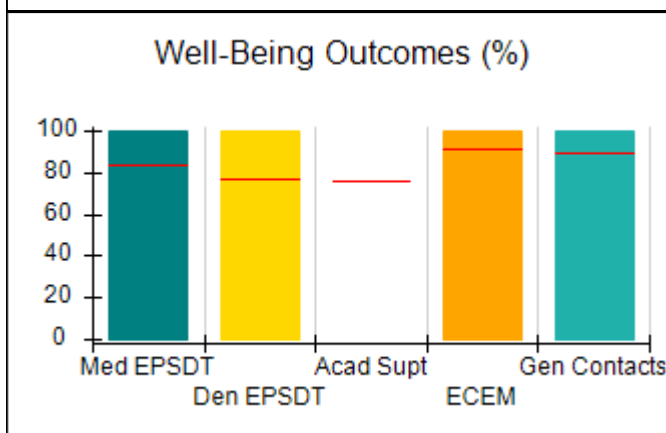
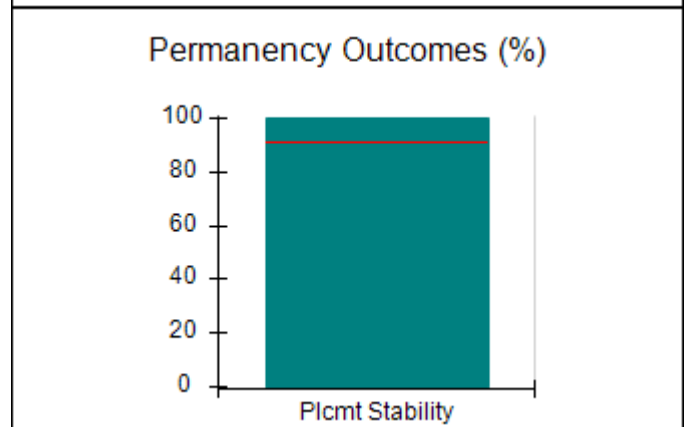
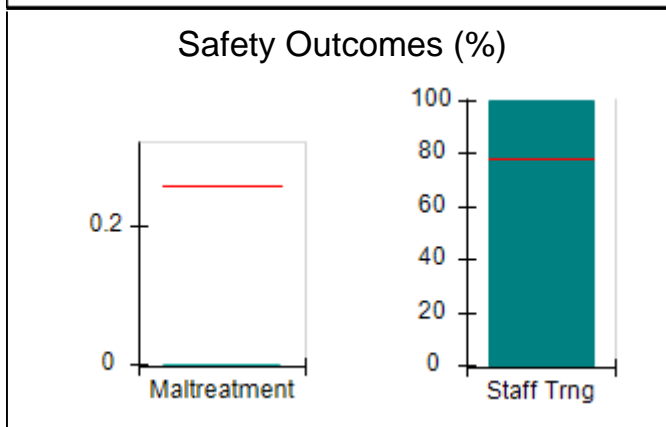
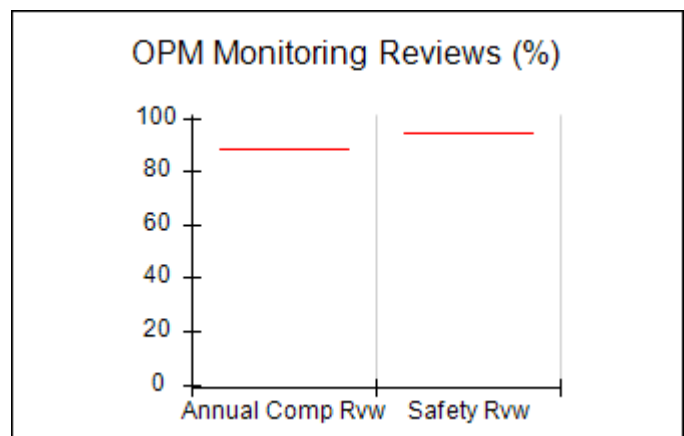
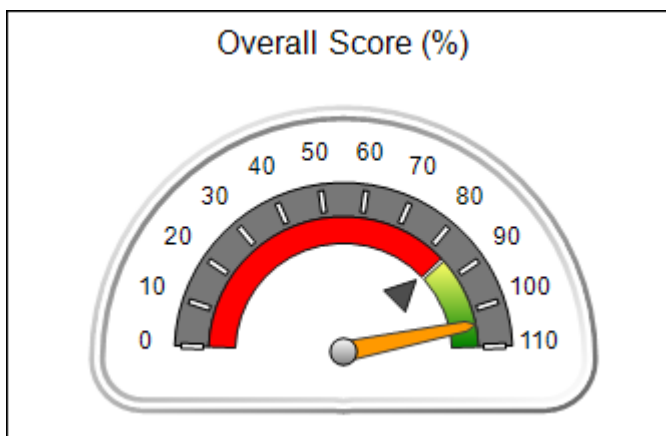
**Report Quarter: Q4 FY2017**

**Provider/Program Name: Lookout Mountain Community Services Board - TREK**  
**Program/Athens (5237) - CPA**

<b>250 North Avenue, Athens, GA 30650</b>  <b>Phone: 706-806-1121</b>  <b>Vendor ID# 143228</b>	Quarterly Scores (Grades)		Current Quarter Score (Grade)
	Q1: 100.00 (A+)	Q2: 100.00 (A+)	<b>104.00%</b> <b>(A+)</b>
	Q3: 103.00 (A+)	Q4: 104.00 (A+)	
# New Foster Homes During Quarter: 1	# Children in Care During Quarter: 2	# Placements During Quarter: 2	# Children in Care On Last Day: 2

**Quarterly Provider Comparisons to All CPAs**

▼ — indicates average for all CPAs





**DHS, DFCS, Office of Provider Management**  
**Performance-Based Placement Measures**  
**RBWO Provider GA+SCORECARD - CPA**



**Report Quarter: Q4 FY2017**

**Provider/Program Name: Lookout Mountain Community Services Board - TREK**  
**Program/Athens (5237) - CPA**

250 North Avenue, Athens, GA 30650		Quarterly Scores (Grades)		Current Quarter Score (Grade)
Phone: 706-806-1121		Q1: 100.00 (A+)	Q2: 100.00 (A+)	104.00%
Vendor ID# 143228		Q3: 103.00 (A+)	Q4: 104.00 (A+)	(A+)
# New Foster Homes During Quarter: 1		# Children in Care During Quarter: 2	# Placements During Quarter: 2	# Children in Care On Last Day: 2
	Avg Performance All CPAs (%)	Provider Performance (%)*	Possible Points (Weight)	Provider Points Earned
<b>OPM Monitoring Reviews</b>				
Annual Comprehensive Reviews	89%	Not Yet Conducted		
Safety Reviews	95%	Not Yet Conducted		
<b>Monitoring Sub-Total</b>				<b>0.00</b>
<b>CPA Safety Outcomes</b>				
Incidence of Maltreatment	0.26%	No Substantiated Reports	10	10.00
Staff Training	78%	100%	10	10.00
<b>Safety Sub-Total</b>			<b>20</b>	<b>20.00</b>
<b>CPA Permanency Outcomes</b>				
Placement Stability	91%	100%	15	15.00
<b>Permanency Sub-Total</b>			<b>15</b>	<b>15.00</b>
<b>CPA Well-Being Outcomes</b>				
EPSDT Medical Visits	83%	100%	4.5	4.55
EPSDT Dental Visits	77%	100%	4.5	4.55
Academic Supports	75%	Not Eligible		
Provider ECEM Visits	91%	100%	8	7.95
Provider General Contacts	89%	100%	8	7.95
Placements with Siblings	60%	0%	Not Scored	Not Scored
Placements within Legal County	16%	Not Eligible	Not Scored	Not Scored
<b>Well-Being Sub-Total</b>			<b>25</b>	<b>25.00</b>

\*Performance calculation descriptions can be found in the FY 2017 RBWO PBP Measurements and Standards Guide.

<b>Monitoring &amp; Outcomes: Possible Points = 60</b>		<b>Points Earned: 60.00</b>	
<b>Score Before Incentives Credit</b>			<b>100.00%</b>
<b>Incentives Awarded</b>			<b>4.00 pts</b>
<b>PBP Verification</b>			<b>N/A pts</b>
<b>Total Score</b>			<b>104.00%</b>



**DHS, DFCS, Office of Provider Management**  
**Performance-Based Placement Measures**  
**RBWO Provider GA+SCORECARD - CPA**



**Report Quarter: Q4 FY2017**

**Provider/Program Name: Lookout Mountain Community Services Board - TREK**  
**Program/Athens (5237) - CPA**

# New Foster Homes During Quarter: 1		# Children in Care During Quarter: 2	# Placements During Quarter: 2	# Children in Care On Last Day: 2
CPA Incentive Credits	Avg Performance All CPAs (%)	Provider Performance (%)*	Possible Points (Weight)	Provider Points Earned
Early EPSDT Medical Visits		Not Eligible	2	
Early EPSDT Dental Visits		Not Eligible	2	
Permanency Contacts		None Planned	5	
Additional Academic Supports		Not Eligible	2	
Foster Hm Retention Rate (threshold = 90)		100%	2	2.00
Foster Hm Recruitment (threshold = 100)		100%	2	2.00
Active Agency Accreditation		0%	4	0.00
Staff Clinical Licensure		0%	5	0.00
<b>Incentives Total</b>	<b>5.32</b>		<b>24</b>	<b>4.00</b>
Maximum total combined incentive credit allowed is 10 points.			<b>Incentives Awarded</b>	<b>4.00</b>

\*Performance calculation descriptions can be found in the FY 2017 RBWO PBP Measurements and Standards Guide.

### Child Protective Services Investigations and Dispositions

The following investigations data, which is not used for scoring but is considered significant to a provider's performance, is from Georgia SHINES and is not considered final or complete until the end of the fiscal year.

Total Reports:	0
Number Screened In:	0
Number Screened Out:	0
Number Substantiated:	0
Number Unsubstantiated:	0
Number Active CPS Investigations:	0



DHS, DFCS, Office of Provider Management  
**Performance-Based Placement Measures**  
**RBWO Provider GA+SCORECARD - CPA**



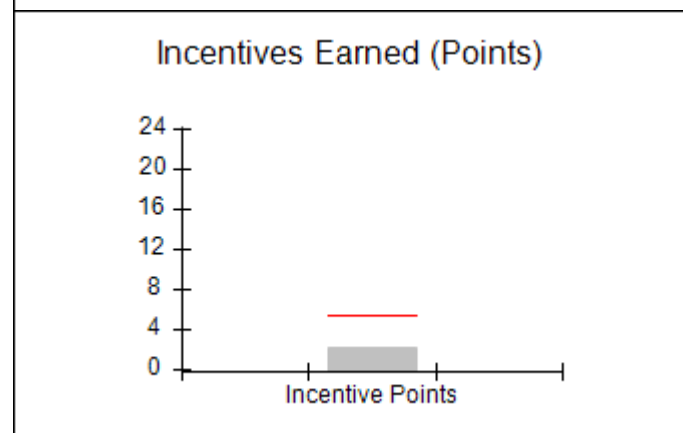
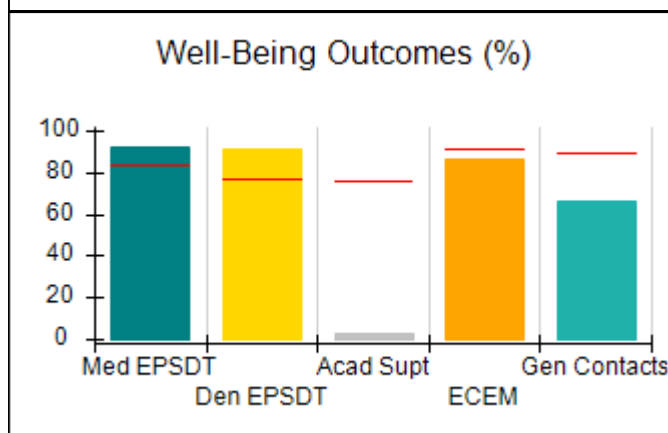
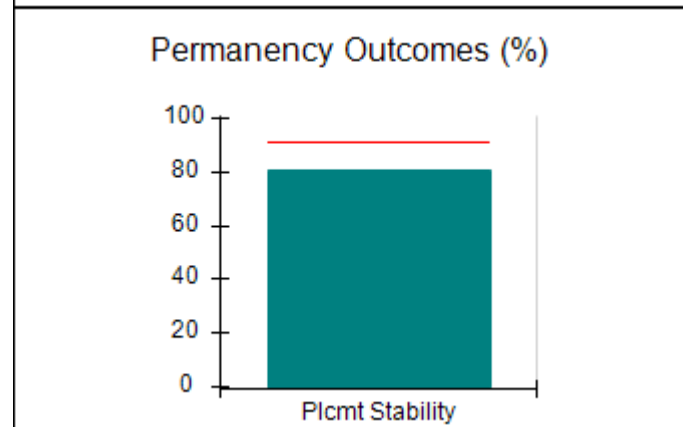
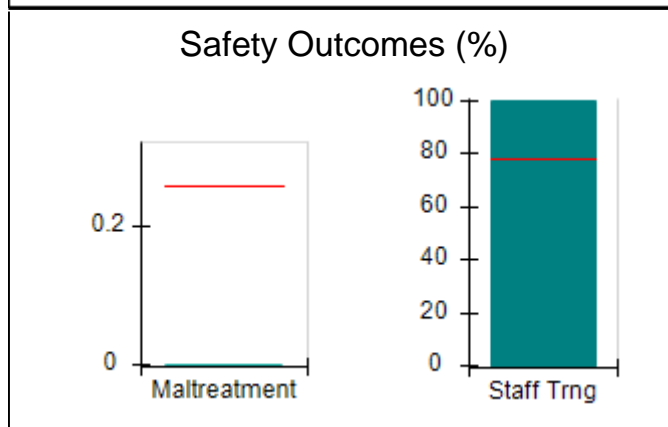
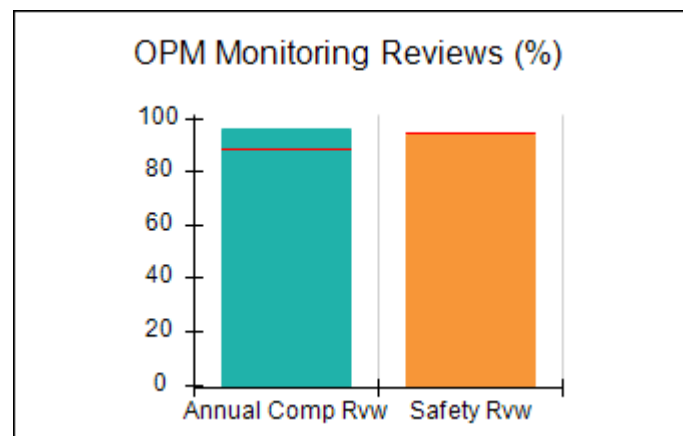
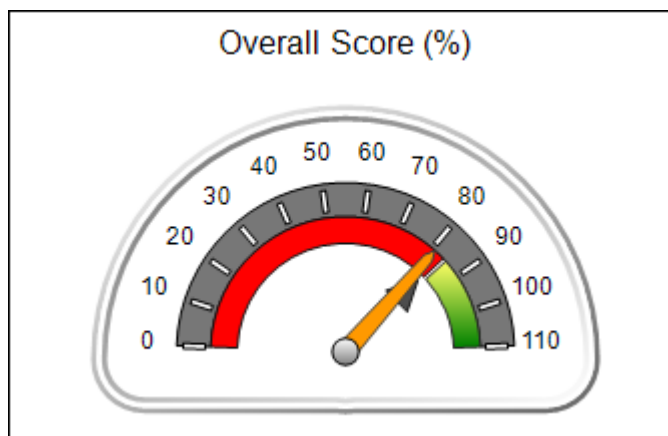
Report Quarter: Q4 FY2017

**Provider/Program Name: Lookout Mountain Community Services Board - TREK  
 Program/Cartersville (5199) - CPA**

25 East Main Street, Cartersville, GA 30120 Phone: 706-676-4062 Vendor ID# 15004	Quarterly Scores (Grades)		Current Quarter Score (Grade)
	Q1: 98.47 (A+)	Q2: 97.53 (A+)	80.96% (B-)
	Q3: 100.32 (A+)	Q4: 80.96 (B-)	
# New Foster Homes During Quarter: 1	# Children in Care During Quarter: 43	# Placements During Quarter: 44	# Children in Care On Last Day: 33

**Quarterly Provider Comparisons to All CPAs**

▼ — indicates average for all CPAs





**DHS, DFCS, Office of Provider Management**  
**Performance-Based Placement Measures**  
**RBWO Provider GA+SCORECARD - CPA**



**Report Quarter: Q4 FY2017**

**Provider/Program Name: Lookout Mountain Community Services Board - TREK**  
**Program/Cartersville (5199) - CPA**

25 East Main Street, Cartersville, GA 30120		Quarterly Scores (Grades)		Current Quarter Score (Grade)
Phone: 706-676-4062		Q1: 98.47 (A+)	Q2: 97.53 (A+)	80.96%
Vendor ID# 15004		Q3: 100.32 (A+)	Q4: 80.96 (B-)	(B-)
# New Foster Homes During Quarter: 1		# Children in Care During Quarter: 43	# Placements During Quarter: 44	# Children in Care On Last Day: 33
	Avg Performance All CPAs (%)	Provider Performance (%)*	Possible Points (Weight)	Provider Points Earned
<b>OPM Monitoring Reviews</b>				
Annual Comprehensive Reviews	89%	96%	25	24.00
Safety Reviews	95%	93%	15	14.00
<b>Monitoring Sub-Total</b>			<b>40</b>	<b>38.00</b>
<b>CPA Safety Outcomes</b>				
Incidence of Maltreatment	0.26%	No Substantiated Reports	10	10.00
Staff Training	78%	100%	10	10.00
<b>Safety Sub-Total</b>			<b>20</b>	<b>20.00</b>
<b>CPA Permanency Outcomes</b>				
Placement Stability	91%	81%	15	12.15
<b>Permanency Sub-Total</b>			<b>15</b>	<b>12.15</b>
<b>CPA Well-Being Outcomes</b>				
EPSDT Medical Visits	83%	92%	4	3.68
EPSDT Dental Visits	77%	91%	4	3.64
Academic Supports	75%	3%	3	0.09
Provider ECEM Visits	91%	86%	7	6.02
Provider General Contacts	89%	66%	7	4.62
Placements with Siblings	60%	93%	Not Scored	Not Scored
Placements within Legal County	16%	0%	Not Scored	Not Scored
<b>Well-Being Sub-Total</b>			<b>25</b>	<b>18.05</b>

\*Performance calculation descriptions can be found in the FY 2017 RBWO PBP Measurements and Standards Guide.

<b>Monitoring &amp; Outcomes: Possible Points = 100</b>		<b>Points Earned: 88.20</b>	
<b>Score Before Incentives Credit</b>			<b>88.20%</b>
<b>Incentives Awarded</b>			<b>2.06 pts</b>
<b>PBP Verification</b>			<b>-9.30 pts</b>
<b>Total Score</b>			<b>80.96%</b>



DHS, DFCS, Office of Provider Management  
**Performance-Based Placement Measures**  
**RBWO Provider GA+SCORECARD - CPA**



Report Quarter: Q4 FY2017

**Provider/Program Name: Lookout Mountain Community Services Board - TREK**  
**Program/Cartersville (5199) - CPA**

# New Foster Homes During Quarter: 1		# Children in Care During Quarter: 43	# Placements During Quarter: 44	# Children in Care On Last Day: 33
CPA Incentive Credits	Avg Performance All CPAs (%)	Provider Performance (%)*	Possible Points (Weight)	Provider Points Earned
Early EPSDT Medical Visits		60%	2	1.20
Early EPSDT Dental Visits		43%	2	0.86
Permanency Contacts		None Planned	5	
Additional Academic Supports		0%	2	0.00
Foster Hm Retention Rate (threshold = 90)		76%	2	0.00
Foster Hm Recruitment (threshold = 100)		0%	2	0.00
Active Agency Accreditation		0%	4	0.00
Staff Clinical Licensure		0%	5	0.00
<b>Incentives Total</b>	<b>5.32</b>		<b>24</b>	<b>2.06</b>
Maximum total combined incentive credit allowed is 10 points.			<b>Incentives Awarded</b>	<b>2.06</b>

\*Performance calculation descriptions can be found in the FY 2017 RBWO PBP Measurements and Standards Guide.

**Child Protective Services Investigations and Dispositions**

The following investigations data, which is not used for scoring but is considered significant to a provider's performance, is from Georgia SHINES and is not considered final or complete until the end of the fiscal year.

Total Reports:	2
Number Screened In:	2
Number Screened Out:	0
Number Substantiated:	0
Number Unsubstantiated:	2
Number Active CPS Investigations:	0



**DHS, DFCS, Office of Provider Management**  
**Performance-Based Placement Measures**  
**RBWO Provider GA+SCORECARD - CPA**



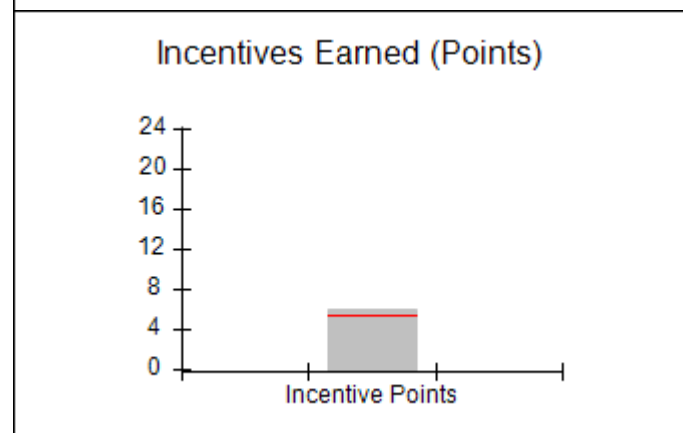
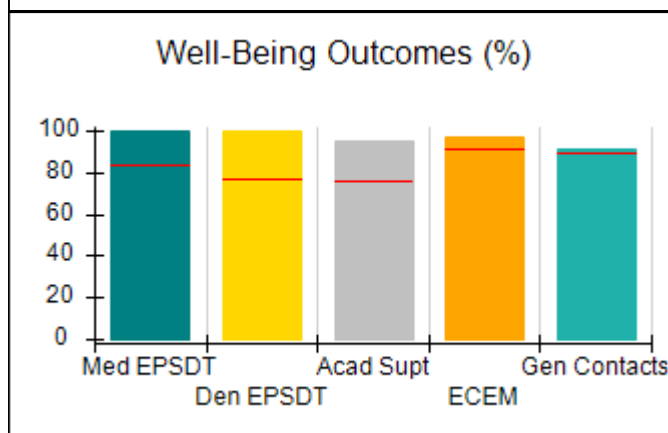
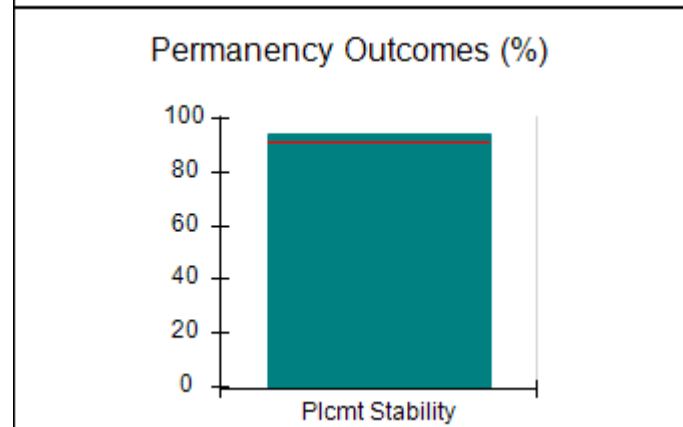
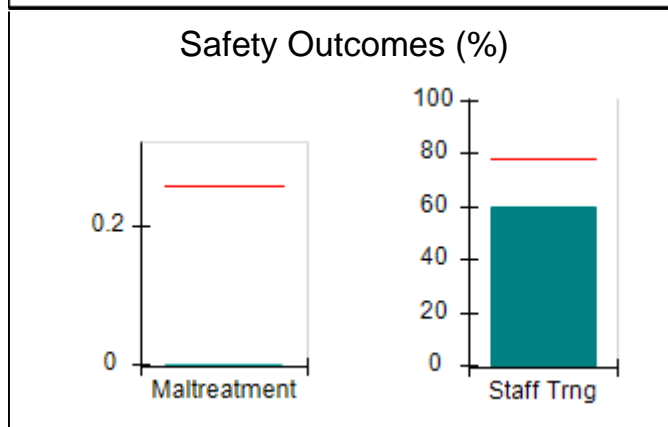
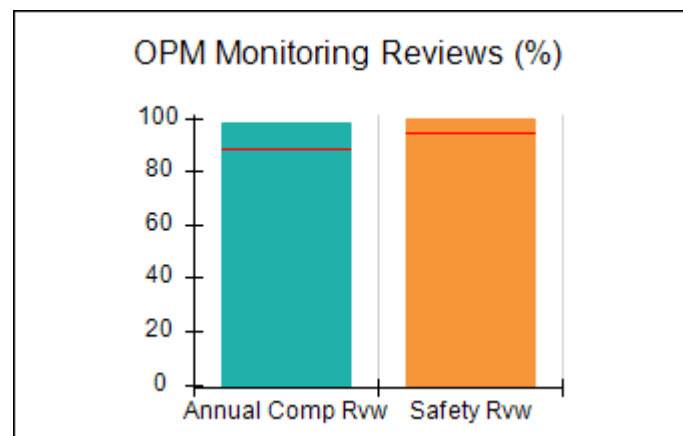
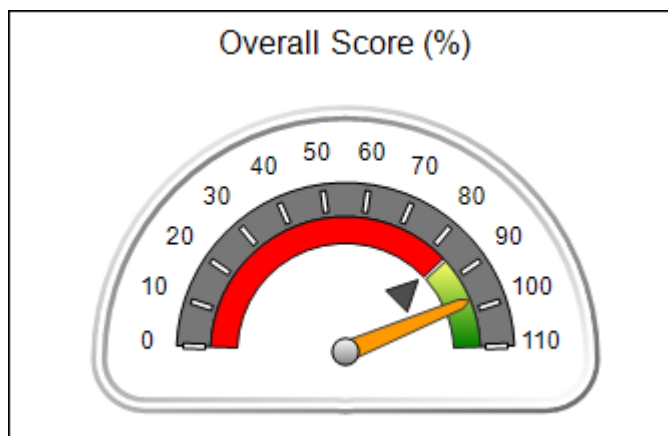
**Report Quarter: Q4 FY2017**

**Provider/Program Name: Lookout Mountain Community Services Board - TREK**  
**Program/Forsyth (5146) - CPA**

<b>44 Harris Street, Forsyth, GA 31029</b>  <b>Phone: 478-993-5357</b>  <b>Vendor ID# 115542</b>	Quarterly Scores (Grades)		Current Quarter Score (Grade)
	Q1: 99.90 (A+)	Q2: 104.53 (A+)	<b>97.28%</b> <b>(A+)</b>
	Q3: 105.47 (A+)	Q4: 97.28 (A+)	
# New Foster Homes During Quarter: 0	# Children in Care During Quarter: 18	# Placements During Quarter: 18	# Children in Care On Last Day: 10

**Quarterly Provider Comparisons to All CPAs**

▼ — indicates average for all CPAs







**DHS, DFCS, Office of Provider Management**  
**Performance-Based Placement Measures**  
**RBWO Provider GA+SCORECARD - CPA**



**Report Quarter: Q4 FY2017**

**Provider/Program Name: Lookout Mountain Community Services Board - TREK**  
**Program/Forsyth (5146) - CPA**

44 Harris Street, Forsyth, GA 31029		<b>Quarterly Scores (Grades)</b>		<b>Current Quarter Score (Grade)</b>
Phone: 478-993-5357		Q1: 99.90 (A+)	Q2: 104.53 (A+)	<b>97.28%</b>
Vendor ID# 115542		Q3: 105.47 (A+)	Q4: 97.28 (A+)	<b>(A+)</b>
# New Foster Homes During Quarter: 0		# Children in Care During Quarter: 18	# Placements During Quarter: 18	# Children in Care On Last Day: 10
	<b>Avg Performance All CPAs (%)</b>	<b>Provider Performance (%)*</b>	<b>Possible Points (Weight)</b>	<b>Provider Points Earned</b>
<b>OPM Monitoring Reviews</b>				
Annual Comprehensive Reviews	89%	98%	25	24.45
Safety Reviews	95%	99%	15	14.91
<b>Monitoring Sub-Total</b>			<b>40</b>	<b>39.36</b>
<b>CPA Safety Outcomes</b>				
Incidence of Maltreatment	0.26%	No Substantiated Reports	10	10.00
Staff Training	78%	60%	10	6.00
<b>Safety Sub-Total</b>			<b>20</b>	<b>16.00</b>
<b>CPA Permanency Outcomes</b>				
Placement Stability	91%	94%	15	14.10
<b>Permanency Sub-Total</b>			<b>15</b>	<b>14.10</b>
<b>CPA Well-Being Outcomes</b>				
EPSDT Medical Visits	83%	100%	4	4.00
EPSDT Dental Visits	77%	100%	4	4.00
Academic Supports	75%	95%	3	2.85
Provider ECEM Visits	91%	97%	7	6.79
Provider General Contacts	89%	91%	7	6.37
Placements with Siblings	60%	Not Eligible	Not Scored	Not Scored
Placements within Legal County	16%	0%	Not Scored	Not Scored
<b>Well-Being Sub-Total</b>			<b>25</b>	<b>24.01</b>

\*Performance calculation descriptions can be found in the FY 2017 RBWO PBP Measurements and Standards Guide.

<b>Monitoring &amp; Outcomes: Possible Points = 100</b>		<b>Points Earned: 93.47</b>	
<b>Score Before Incentives Credit</b>			<b>93.47%</b>
<b>Incentives Awarded</b>			<b>6.00 pts</b>
<b>PBP Verification</b>			<b>-2.19 pts</b>
<b>Total Score</b>			<b>97.28%</b>



DHS, DFCS, Office of Provider Management  
**Performance-Based Placement Measures**  
**RBWO Provider GA+SCORECARD - CPA**



Report Quarter: Q4 FY2017

**Provider/Program Name: Lookout Mountain Community Services Board - TREK**  
**Program/Forsyth (5146) - CPA**

# New Foster Homes During Quarter: 0		# Children in Care During Quarter: 18	# Placements During Quarter: 18	# Children in Care On Last Day: 10
CPA Incentive Credits	Avg Performance All CPAs (%)	Provider Performance (%)*	Possible Points (Weight)	Provider Points Earned
Early EPSDT Medical Visits		100%	2	2.00
Early EPSDT Dental Visits		100%	2	2.00
Permanency Contacts		0%	5	0.00
Additional Academic Supports		0%	2	0.00
Foster Hm Retention Rate (threshold = 90)		90%	2	2.00
Foster Hm Recruitment (threshold = 100)		0%	2	0.00
Active Agency Accreditation		0%	4	0.00
Staff Clinical Licensure		0%	5	0.00
<b>Incentives Total</b>	<b>5.32</b>		<b>24</b>	<b>6.00</b>
Maximum total combined incentive credit allowed is 10 points.			<b>Incentives Awarded</b>	<b>6.00</b>

\*Performance calculation descriptions can be found in the FY 2017 RBWO PBP Measurements and Standards Guide.

### Child Protective Services Investigations and Dispositions

The following investigations data, which is not used for scoring but is considered significant to a provider's performance, is from Georgia SHINES and is not considered final or complete until the end of the fiscal year.

Total Reports:	0
Number Screened In:	0
Number Screened Out:	0
Number Substantiated:	0
Number Unsubstantiated:	0
Number Active CPS Investigations:	0



**DHS, DFCS, Office of Provider Management**  
**Performance-Based Placement Measures**  
**RBWO Provider GA+SCORECARD - CPA**



**Report Quarter: Q4 FY2017**

**Provider/Program Name: Lookout Mountain Community Services Board - TREK**  
**Program/Ft.Oglethorpe (876) - CPA**

**1875 Fant Drive, Fort Oglethorpe, GA 30742**

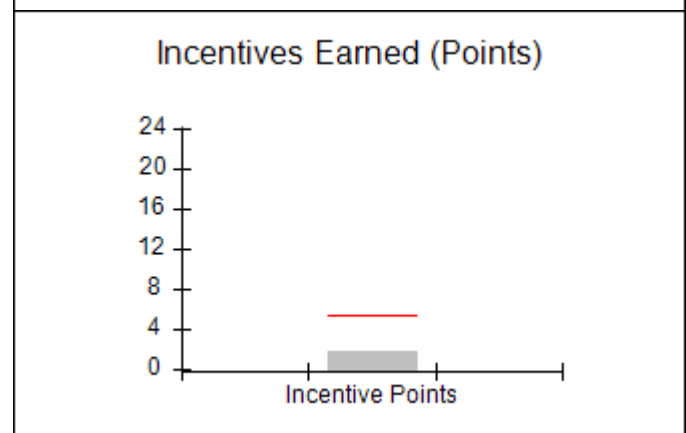
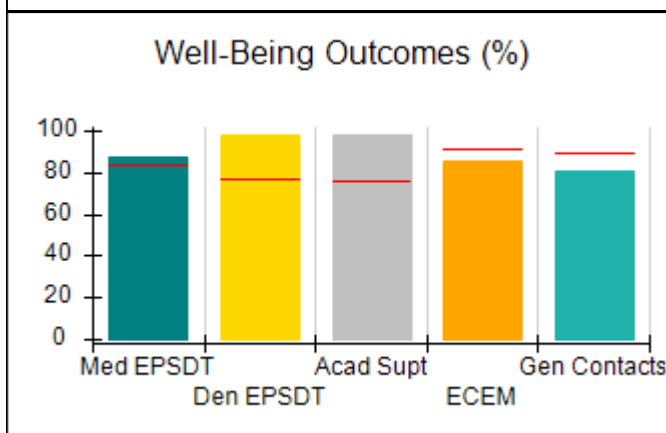
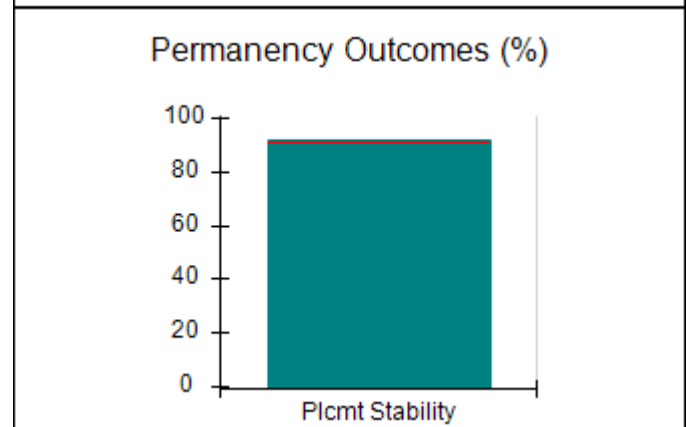
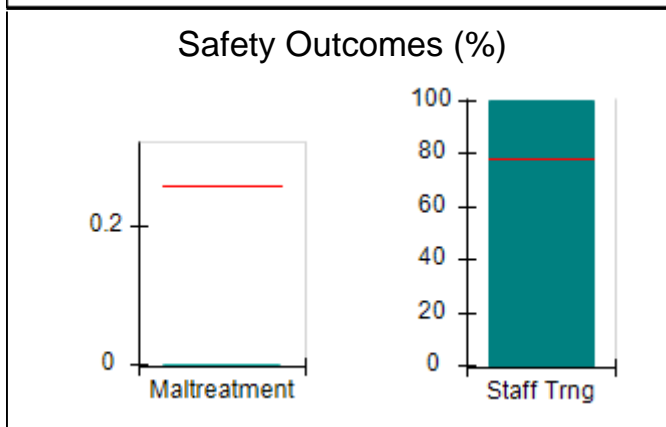
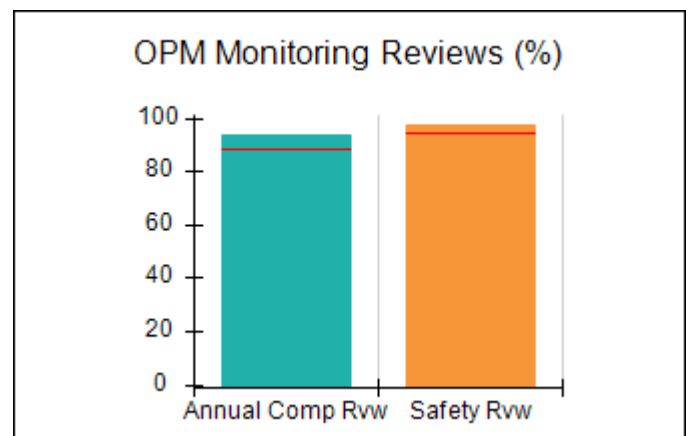
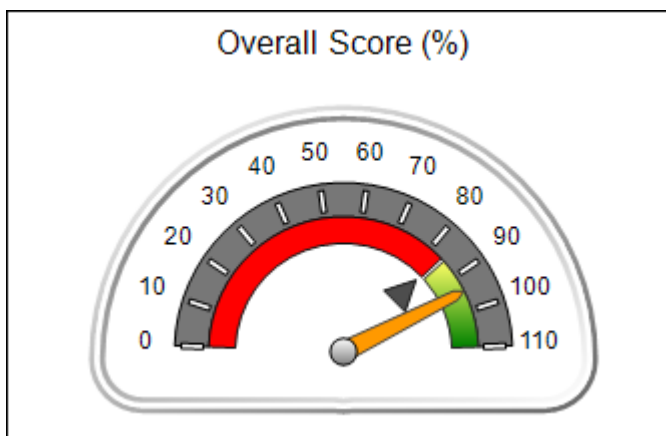
**Phone: 706-806-1211**

**Vendor ID# 35448**

Quarterly Scores (Grades)		Current Quarter Score (Grade)
Q1: 98.47 (A+)	Q2: 96.33 (A)	94.65% (A)
Q3: 97.91 (A+)	Q4: 94.65 (A)	
# New Foster Homes During Quarter: 2	# Children in Care During Quarter: 53	# Placements During Quarter: 53
		# Children in Care On Last Day: 46

**Quarterly Provider Comparisons to All CPAs**

▼ — indicates average for all CPAs





**DHS, DFCS, Office of Provider Management**  
**Performance-Based Placement Measures**  
**RBWO Provider GA+SCORECARD - CPA**



**Report Quarter: Q4 FY2017**

**Provider/Program Name: Lookout Mountain Community Services Board - TREK**  
**Program/Ft.Oglethorpe (876) - CPA**

<b>1875 Fant Drive, Fort Oglethorpe, GA 30742</b>  <b>Phone: 706-806-1211</b>  <b>Vendor ID# 35448</b>	<b>Quarterly Scores (Grades)</b>		<b>Current Quarter Score (Grade)</b>
	<b>Q1: 98.47 (A+)</b>	<b>Q2: 96.33 (A)</b>	<b>94.65%</b>
	<b>Q3: 97.91 (A+)</b>	<b>Q4: 94.65 (A)</b>	<b>(A)</b>

# New Foster Homes During Quarter: 2	# Children in Care During Quarter: 53	# Placements During Quarter: 53	# Children in Care On Last Day: 46
--------------------------------------	---------------------------------------	---------------------------------	------------------------------------

	<b>Avg Performance All CPAs (%)</b>	<b>Provider Performance (%)*</b>	<b>Possible Points (Weight)</b>	<b>Provider Points Earned</b>
--	-------------------------------------	----------------------------------	---------------------------------	-------------------------------

**OPM Monitoring Reviews**

Annual Comprehensive Reviews	89%	94%	25	23.43
Safety Reviews	95%	97%	15	14.58
<b>Monitoring Sub-Total</b>			<b>40</b>	<b>38.02</b>

**CPA Safety Outcomes**

Incidence of Maltreatment	0.26%	No Substantiated Reports	10	10.00
Staff Training	78%	100%	10	10.00
<b>Safety Sub-Total</b>			<b>20</b>	<b>20.00</b>

**CPA Permanency Outcomes**

Placement Stability	91%	92%	15	13.80
<b>Permanency Sub-Total</b>			<b>15</b>	<b>13.80</b>

**CPA Well-Being Outcomes**

EPSDT Medical Visits	83%	87%	4	3.48
EPSDT Dental Visits	77%	98%	4	3.92
Academic Supports	75%	98%	3	2.94
Provider ECEM Visits	91%	85%	7	5.95
Provider General Contacts	89%	81%	7	5.67
Placements with Siblings	60%	93%	Not Scored	Not Scored
Placements within Legal County	16%	33%	Not Scored	Not Scored
<b>Well-Being Sub-Total</b>			<b>25</b>	<b>21.96</b>

\*Performance calculation descriptions can be found in the FY 2017 RBWO PBP Measurements and Standards Guide.

<b>Monitoring &amp; Outcomes: Possible Points = 100</b>		<b>Points Earned: 93.78</b>	
<b>Score Before Incentives Credit</b>			<b>93.78%</b>
<b>Incentives Awarded</b>			<b>1.80 pts</b>
<b>PBP Verification</b>			<b>-0.93 pts</b>
<b>Total Score</b>			<b>94.65%</b>



**DHS, DFCS, Office of Provider Management**  
**Performance-Based Placement Measures**  
**RBWO Provider GA+SCORECARD - CPA**



**Report Quarter: Q4 FY2017**

**Provider/Program Name: Lookout Mountain Community Services Board - TREK**  
**Program/Ft.Oglethorpe (876) - CPA**

# New Foster Homes During Quarter: 2		# Children in Care During Quarter: 53	# Placements During Quarter: 53	# Children in Care On Last Day: 46
CPA Incentive Credits	Avg Performance All CPAs (%)	Provider Performance (%)*	Possible Points (Weight)	Provider Points Earned
Early EPSDT Medical Visits		0%	2	0.00
Early EPSDT Dental Visits		90%	2	1.80
Permanency Contacts		None Planned	5	
Additional Academic Supports		0%	2	0.00
Foster Hm Retention Rate (threshold = 90)		77%	2	0.00
Foster Hm Recruitment (threshold = 100)		50%	2	0.00
Active Agency Accreditation		0%	4	0.00
Staff Clinical Licensure		0%	5	0.00
<b>Incentives Total</b>	<b>5.32</b>		<b>24</b>	<b>1.80</b>
Maximum total combined incentive credit allowed is 10 points.			<b>Incentives Awarded</b>	<b>1.80</b>

\*Performance calculation descriptions can be found in the FY 2017 RBWO PBP Measurements and Standards Guide.

### Child Protective Services Investigations and Dispositions

The following investigations data, which is not used for scoring but is considered significant to a provider's performance, is from Georgia SHINES and is not considered final or complete until the end of the fiscal year.

Total Reports:	1
Number Screened In:	0
Number Screened Out:	1
Number Substantiated:	0
Number Unsubstantiated:	1
Number Active CPS Investigations:	-1



**DHS, DFCS, Office of Provider Management**  
**Performance-Based Placement Measures**  
**RBWO Provider GA+SCORECARD - CPA**



**Report Quarter: Q4 FY2017**

**Provider/Program Name: Lutheran Services of Georgia - Lutheran of Albany (731) - CPA**

**1508 Whispering Pines Avenue, Albany, GA 31707**

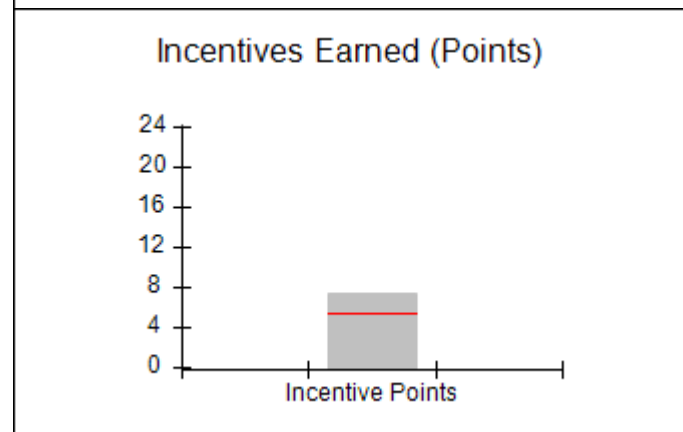
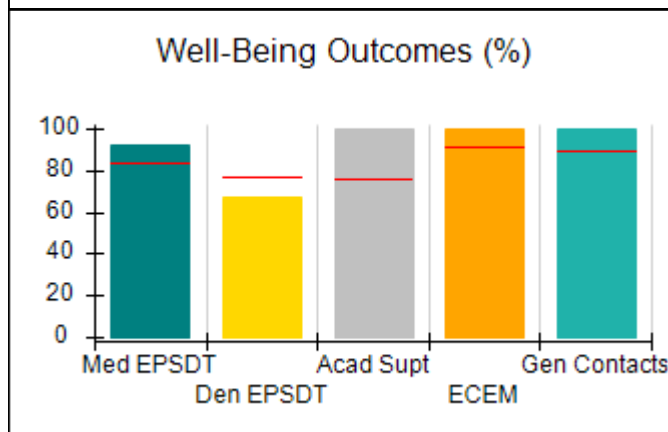
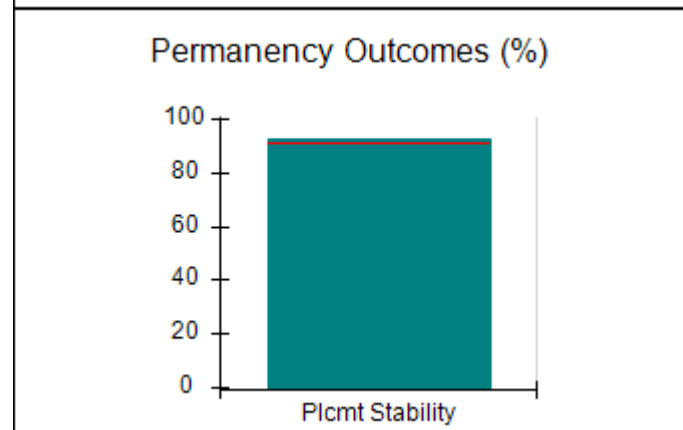
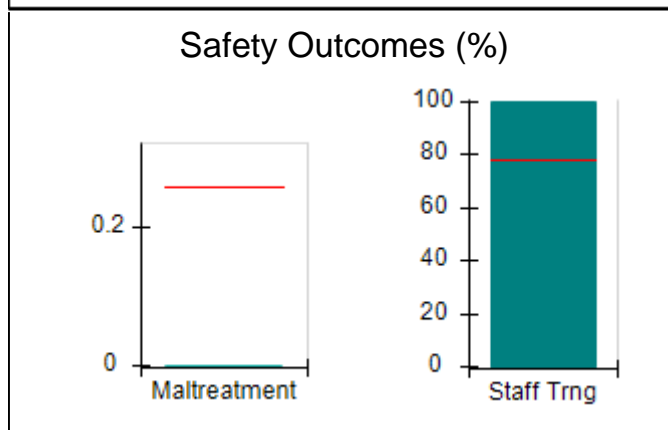
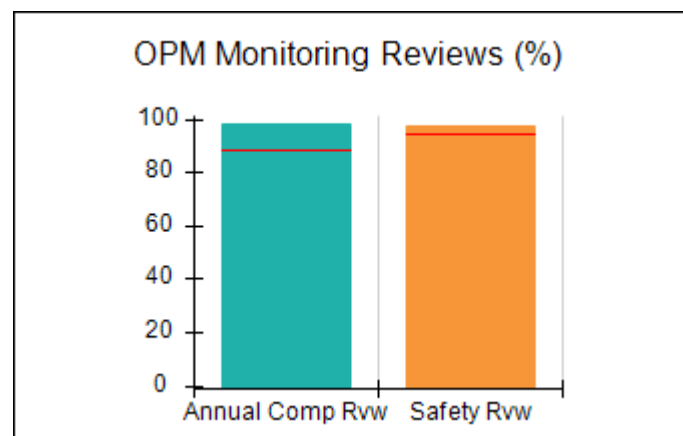
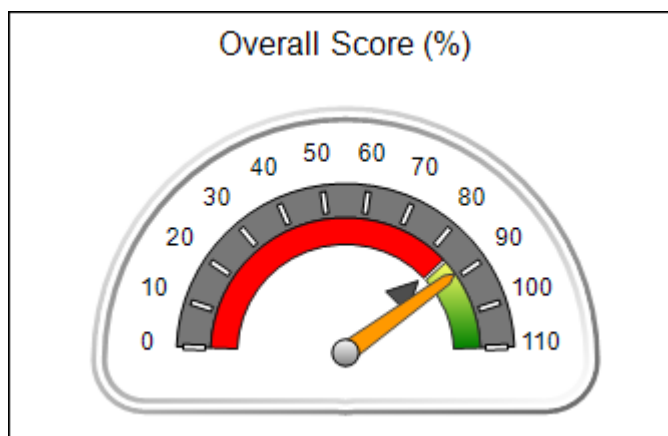
**Phone: 229-432-7664**

**Vendor ID# 35450**

Quarterly Scores (Grades)		Current Quarter Score (Grade)
Q1: 98.91 (A+)	Q2: 102.93 (A+)	<b>88.93%</b> <b>(B+)</b>
Q3: 105.16 (A+)	Q4: 88.93 (B+)	
# New Foster Homes During Quarter: 2	# Children in Care During Quarter: 15	# Placements During Quarter: 16
		# Children in Care On Last Day: 13

**Quarterly Provider Comparisons to All CPAs**

▼ — indicates average for all CPAs





**DHS, DFCS, Office of Provider Management**  
**Performance-Based Placement Measures**  
**RBWO Provider GA+SCORECARD - CPA**



**Report Quarter: Q4 FY2017**

**Provider/Program Name: Lutheran Services of Georgia - Lutheran of Albany (731) - CPA**

<b>1508 Whispering Pines Avenue, Albany, GA 31707</b>  <b>Phone: 229-432-7664</b>  <b>Vendor ID# 35450</b>		<b>Quarterly Scores (Grades)</b>		<b>Current Quarter Score (Grade)</b>
		<b>Q1: 98.91 (A+)</b>	<b>Q2: 102.93 (A+)</b>	<b>88.93%</b>
		<b>Q3: 105.16 (A+)</b>	<b>Q4: 88.93 (B+)</b>	<b>(B+)</b>
# New Foster Homes During Quarter: 2		# Children in Care During Quarter: 15	# Placements During Quarter: 16	# Children in Care On Last Day: 13
	<b>Avg Performance All CPAs (%)</b>	<b>Provider Performance (%)*</b>	<b>Possible Points (Weight)</b>	<b>Provider Points Earned</b>
<b>OPM Monitoring Reviews</b>				
Annual Comprehensive Reviews	89%	98%	25	24.58
Safety Reviews	95%	97%	15	14.62
<b>Monitoring Sub-Total</b>			<b>40</b>	<b>39.20</b>
<b>CPA Safety Outcomes</b>				
Incidence of Maltreatment	0.26%	No Substantiated Reports	10	10.00
Staff Training	78%	100%	10	10.00
<b>Safety Sub-Total</b>			<b>20</b>	<b>20.00</b>
<b>CPA Permanency Outcomes</b>				
Placement Stability	91%	93%	15	13.95
<b>Permanency Sub-Total</b>			<b>15</b>	<b>13.95</b>
<b>CPA Well-Being Outcomes</b>				
EPSDT Medical Visits	83%	92%	4	3.68
EPSDT Dental Visits	77%	67%	4	2.68
Academic Supports	75%	100%	3	3.00
Provider ECEM Visits	91%	100%	7	7.00
Provider General Contacts	89%	100%	7	7.00
Placements with Siblings	60%	3%	Not Scored	Not Scored
Placements within Legal County	16%	0%	Not Scored	Not Scored
<b>Well-Being Sub-Total</b>			<b>25</b>	<b>23.36</b>

\*Performance calculation descriptions can be found in the FY 2017 RBWO PBP Measurements and Standards Guide.

<b>Monitoring &amp; Outcomes: Possible Points = 100</b>		<b>Points Earned: 96.51</b>	
<b>Score Before Incentives Credit</b>			<b>96.51%</b>
<b>Incentives Awarded</b>			<b>7.42 pts</b>
<b>PBP Verification</b>			<b>-15.00 pts</b>
<b>Total Score</b>			<b>88.93%</b>

**Provider/Program Name: Lutheran Services of Georgia - Lutheran of Albany (731) - CPA**



DHS, DFCS, Office of Provider Management  
**Performance-Based Placement Measures**  
**RBWO Provider GA+SCORECARD - CPA**



**Report Quarter: Q4 FY2017**

# New Foster Homes During Quarter: 2		# Children in Care During Quarter: 15	# Placements During Quarter: 16	# Children in Care On Last Day: 13
CPA Incentive Credits	Avg Performance All CPAs (%)	Provider Performance (%)*	Possible Points (Weight)	Provider Points Earned
Early EPSDT Medical Visits		67%	2	1.34
Early EPSDT Dental Visits		0%	2	0.00
Permanency Contacts		None Planned	5	
Additional Academic Supports		4%	2	0.08
Foster Hm Retention Rate (threshold = 90)		100%	2	2.00
Foster Hm Recruitment (threshold = 100)		200%	2	2.00
Active Agency Accreditation		50%	4	2.00
Staff Clinical Licensure		0%	5	0.00
<b>Incentives Total</b>	<b>5.32</b>		<b>24</b>	<b>7.42</b>
Maximum total combined incentive credit allowed is 10 points.			<b>Incentives Awarded</b>	<b>7.42</b>
*Performance calculation descriptions can be found in the FY 2017 RBWO PBP Measurements and Standards Guide.				

### Child Protective Services Investigations and Dispositions

The following investigations data, which is not used for scoring but is considered significant to a provider's performance, is from Georgia SHINES and is not considered final or complete until the end of the fiscal year.

Total Reports:	0	
Number Screened In:	0	
Number Screened Out:	0	
Number Substantiated:	0	
Number Unsubstantiated:	0	
Number Active CPS Investigations:	0	





**DHS, DFCS, Office of Provider Management**  
**Performance-Based Placement Measures**  
**RBWO Provider GA+SCORECARD - CPA**



**Report Quarter: Q4 FY2017**

**Provider/Program Name: Lutheran Services of Georgia - Lutheran of Atlanta (728) - CPA**

**230 Peachtree Street NW , Atlanta, GA 30303-1526**

**Phone: 404-875-0201**

**Vendor ID# 35451**

**Quarterly Scores (Grades)**

**Current Quarter Score (Grade)**

**Q1: 95.82 (A)**

**Q2: 96.19 (A)**

**91.93%**

**Q3: 97.85 (A+)**

**Q4: 91.93 (A-)**

**(A-)**

# New Foster Homes During Quarter: 0

# Children in Care During Quarter: 49

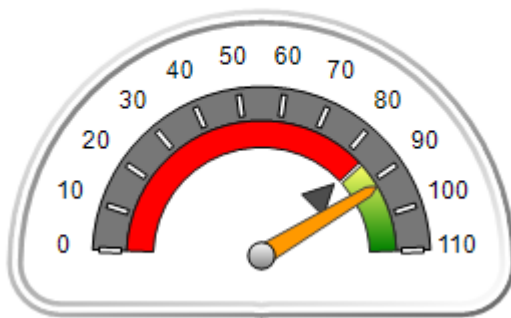
# Placements During Quarter: 49

# Children in Care On Last Day: 34

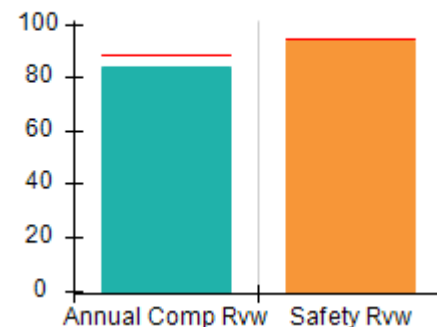
**Quarterly Provider Comparisons to All CPAs**

▼ — indicates average for all CPAs

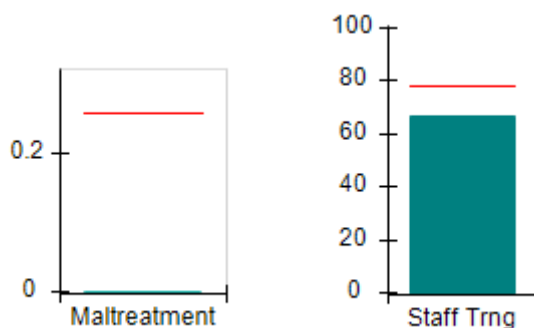
**Overall Score (%)**



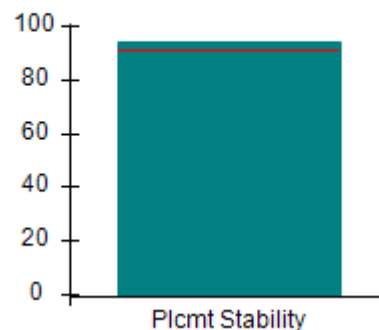
**OPM Monitoring Reviews (%)**



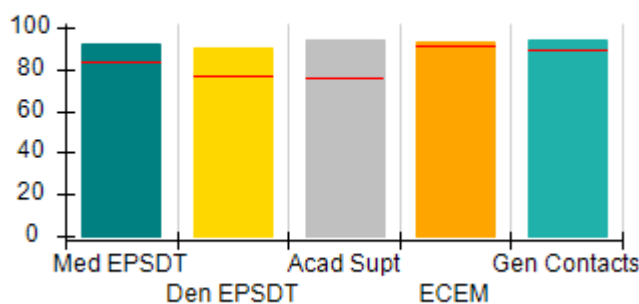
**Safety Outcomes (%)**



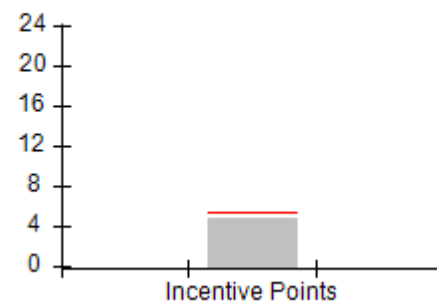
**Permanency Outcomes (%)**



**Well-Being Outcomes (%)**



**Incentives Earned (Points)**





**DHS, DFCS, Office of Provider Management**  
**Performance-Based Placement Measures**  
**RBWO Provider GA+SCORECARD - CPA**



**Report Quarter: Q4 FY2017**

**Provider/Program Name: Lutheran Services of Georgia - Lutheran of Atlanta (728) - CPA**

230 Peachtree Street NW , Atlanta, GA 30303-1526		Quarterly Scores (Grades)		Current Quarter Score (Grade)
Phone: 404-875-0201		Q1: 95.82 (A)	Q2: 96.19 (A)	91.93%
Vendor ID# 35451		Q3: 97.85 (A+)	Q4: 91.93 (A-)	(A-)
# New Foster Homes During Quarter: 0		# Children in Care During Quarter: 49	# Placements During Quarter: 49	# Children in Care On Last Day: 34
	Avg Performance All CPAs (%)	Provider Performance (%)*	Possible Points (Weight)	Provider Points Earned
<b>OPM Monitoring Reviews</b>				
Annual Comprehensive Reviews	89%	84%	25	20.90
Safety Reviews	95%	94%	15	14.07
<b>Monitoring Sub-Total</b>			<b>40</b>	<b>34.96</b>
<b>CPA Safety Outcomes</b>				
Incidence of Maltreatment	0.26%	No Substantiated Reports	10	10.00
Staff Training	78%	67%	10	6.70
<b>Safety Sub-Total</b>			<b>20</b>	<b>16.70</b>
<b>CPA Permanency Outcomes</b>				
Placement Stability	91%	94%	15	14.10
<b>Permanency Sub-Total</b>			<b>15</b>	<b>14.10</b>
<b>CPA Well-Being Outcomes</b>				
EPSDT Medical Visits	83%	92%	4	3.68
EPSDT Dental Visits	77%	90%	4	3.60
Academic Supports	75%	94%	3	2.82
Provider ECEM Visits	91%	93%	7	6.51
Provider General Contacts	89%	94%	7	6.58
Placements with Siblings	60%	64%	Not Scored	Not Scored
Placements within Legal County	16%	7%	Not Scored	Not Scored
<b>Well-Being Sub-Total</b>			<b>25</b>	<b>23.19</b>

\*Performance calculation descriptions can be found in the FY 2017 RBWO PBP Measurements and Standards Guide.

<b>Monitoring &amp; Outcomes: Possible Points = 100</b>		<b>Points Earned: 88.95</b>	
<b>Score Before Incentives Credit</b>			<b>88.95%</b>
<b>Incentives Awarded</b>			<b>4.78 pts</b>
<b>PBP Verification</b>			<b>-1.80 pts</b>
<b>Total Score</b>			<b>91.93%</b>

**Provider/Program Name: Lutheran Services of Georgia - Lutheran of Atlanta (728) - CPA**



DHS, DFCS, Office of Provider Management  
**Performance-Based Placement Measures**  
**RBWO Provider GA+SCORECARD - CPA**



Report Quarter: Q4 FY2017

# New Foster Homes During Quarter: 0		# Children in Care During Quarter: 49	# Placements During Quarter: 49	# Children in Care On Last Day: 34
CPA Incentive Credits	Avg Performance All CPAs (%)	Provider Performance (%)*	Possible Points (Weight)	Provider Points Earned
Early EPSDT Medical Visits		55%	2	1.10
Early EPSDT Dental Visits		84%	2	1.68
Permanency Contacts		0%	5	0.00
Additional Academic Supports		0%	2	0.00
Foster Hm Retention Rate (threshold = 90)		68%	2	0.00
Foster Hm Recruitment (threshold = 100)		50%	2	0.00
Active Agency Accreditation		50%	4	2.00
Staff Clinical Licensure		0%	5	0.00
<b>Incentives Total</b>	<b>5.32</b>		<b>24</b>	<b>4.78</b>
Maximum total combined incentive credit allowed is 10 points.			<b>Incentives Awarded</b>	<b>4.78</b>
*Performance calculation descriptions can be found in the FY 2017 RBWO PBP Measurements and Standards Guide.				

### Child Protective Services Investigations and Dispositions

The following investigations data, which is not used for scoring but is considered significant to a provider's performance, is from Georgia SHINES and is not considered final or complete until the end of the fiscal year.

Total Reports:	3	
Number Screened In:	1	
Number Screened Out:	2	
Number Substantiated:	0	
Number Unsubstantiated:	1	
Number Active CPS Investigations:	0	



**DHS, DFCS, Office of Provider Management**  
**Performance-Based Placement Measures**  
**RBWO Provider GA+SCORECARD - CPA**



**Report Quarter: Q4 FY2017**

**Provider/Program Name: Lutheran Services of Georgia - Lutheran of Rome (4381) - CPA**

<b>336 Broad Street, Rome, GA 30161</b>  <b>Phone: 706-512-6936</b>  <b>Vendor ID# 62037</b>	Quarterly Scores (Grades)		Current Quarter Score (Grade)
	Q1: 98.64 (A+)	Q2: 101.87 (A+)	<b>100.88%</b>  <b>(A+)</b>
	Q3: 99.96 (A+)	Q4: 100.88 (A+)	
# New Foster Homes During Quarter: 0	# Children in Care During Quarter: 24	# Placements During Quarter: 24	# Children in Care On Last Day: 22

**Quarterly Provider Comparisons to All CPAs**

▼ — indicates average for all CPAs





**DHS, DFCS, Office of Provider Management**  
**Performance-Based Placement Measures**  
**RBWO Provider GA+SCORECARD - CPA**



**Report Quarter: Q4 FY2017**

**Provider/Program Name: Lutheran Services of Georgia - Lutheran of Rome (4381) - CPA**

336 Broad Street, Rome, GA 30161		Quarterly Scores (Grades)		Current Quarter Score (Grade)
Phone: 706-512-6936		Q1: 98.64 (A+)	Q2: 101.87 (A+)	100.88%
Vendor ID# 62037		Q3: 99.96 (A+)	Q4: 100.88 (A+)	(A+)
# New Foster Homes During Quarter: 0		# Children in Care During Quarter: 24	# Placements During Quarter: 24	# Children in Care On Last Day: 22
	Avg Performance All CPAs (%)	Provider Performance (%)*	Possible Points (Weight)	Provider Points Earned
<b>OPM Monitoring Reviews</b>				
Annual Comprehensive Reviews	89%	88%	25	22.01
Safety Reviews	95%	96%	15	14.33
<b>Monitoring Sub-Total</b>			<b>40</b>	<b>36.34</b>
<b>CPA Safety Outcomes</b>				
Incidence of Maltreatment	0.26%	No Substantiated Reports	10	10.00
Staff Training	78%	100%	10	10.00
<b>Safety Sub-Total</b>			<b>20</b>	<b>20.00</b>
<b>CPA Permanency Outcomes</b>				
Placement Stability	91%	100%	15	15.00
<b>Permanency Sub-Total</b>			<b>15</b>	<b>15.00</b>
<b>CPA Well-Being Outcomes</b>				
EPSDT Medical Visits	83%	83%	4	3.32
EPSDT Dental Visits	77%	91%	4	3.64
Academic Supports	75%	93%	3	2.79
Provider ECEM Visits	91%	100%	7	7.00
Provider General Contacts	89%	99%	7	6.93
Placements with Siblings	60%	70%	Not Scored	Not Scored
Placements within Legal County	16%	Not Eligible	Not Scored	Not Scored
<b>Well-Being Sub-Total</b>			<b>25</b>	<b>23.68</b>

\*Performance calculation descriptions can be found in the FY 2017 RBWO PBP Measurements and Standards Guide.

<b>Monitoring &amp; Outcomes: Possible Points = 100</b>	<b>Points Earned: 95.02</b>
<b>Score Before Incentives Credit</b>	<b>95.02%</b>
<b>Incentives Awarded</b>	<b>5.86 pts</b>
<b>PBP Verification</b>	<b>0.00 pts</b>
<b>Total Score</b>	<b>100.88%</b>

**Provider/Program Name: Lutheran Services of Georgia - Lutheran of Rome (4381) - CPA**



DHS, DFCS, Office of Provider Management  
**Performance-Based Placement Measures**  
**RBWO Provider GA+SCORECARD - CPA**



Report Quarter: Q4 FY2017

# New Foster Homes During Quarter: 0		# Children in Care During Quarter: 24	# Placements During Quarter: 24	# Children in Care On Last Day: 22
CPA Incentive Credits	Avg Performance All CPAs (%)	Provider Performance (%)*	Possible Points (Weight)	Provider Points Earned
Early EPSDT Medical Visits		50%	2	1.00
Early EPSDT Dental Visits		43%	2	0.86
Permanency Contacts		None Planned	5	
Additional Academic Supports		0%	2	0.00
Foster Hm Retention Rate (threshold = 90)		92%	2	2.00
Foster Hm Recruitment (threshold = 100)		0%	2	0.00
Active Agency Accreditation		50%	4	2.00
Staff Clinical Licensure		0%	5	0.00
<b>Incentives Total</b>	<b>5.32</b>		<b>24</b>	<b>5.86</b>
Maximum total combined incentive credit allowed is 10 points.			<b>Incentives Awarded</b>	<b>5.86</b>
*Performance calculation descriptions can be found in the FY 2017 RBWO PBP Measurements and Standards Guide.				

### Child Protective Services Investigations and Dispositions

The following investigations data, which is not used for scoring but is considered significant to a provider's performance, is from Georgia SHINES and is not considered final or complete until the end of the fiscal year.

Total Reports:	0	
Number Screened In:	0	
Number Screened Out:	0	
Number Substantiated:	0	
Number Unsubstantiated:	0	
Number Active CPS Investigations:	0	



DHS, DFCS, Office of Provider Management  
**Performance-Based Placement Measures**  
**RBWO Provider GA+SCORECARD - CPA**



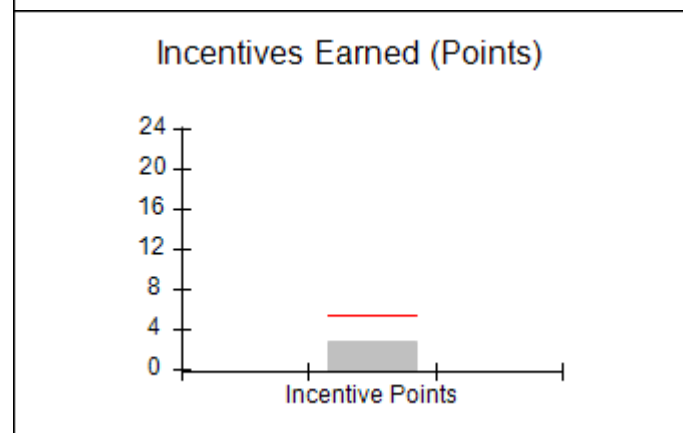
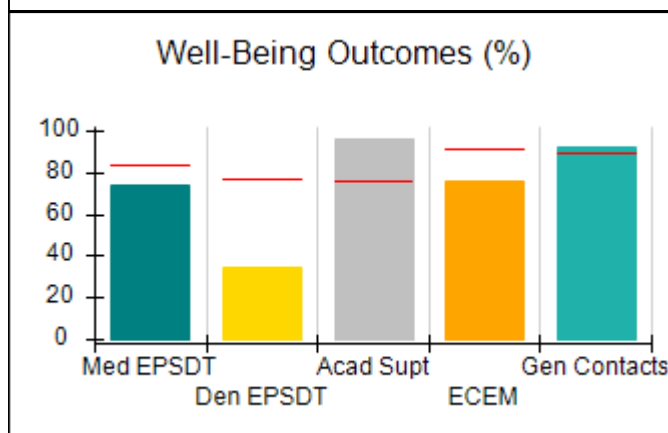
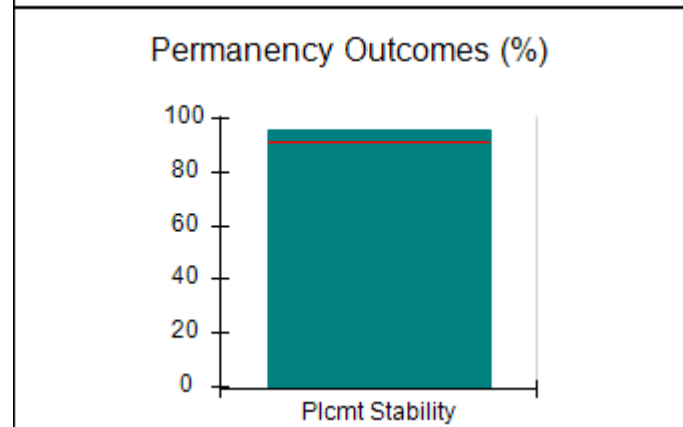
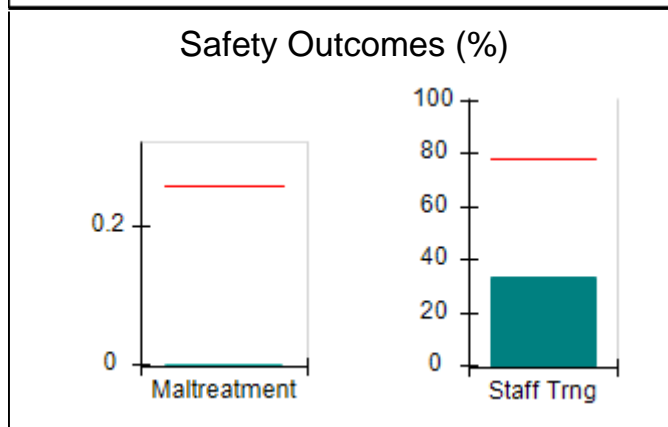
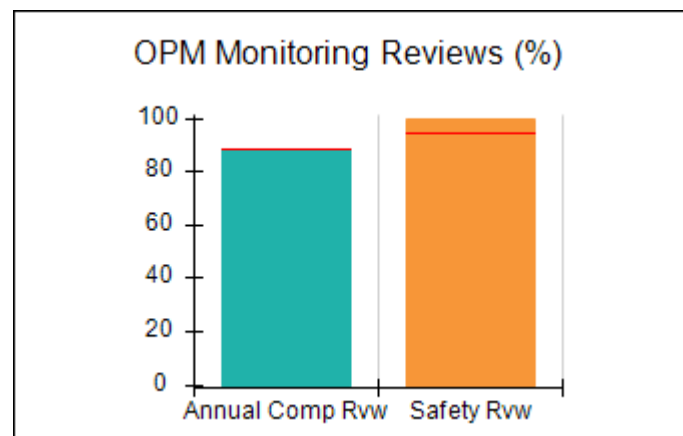
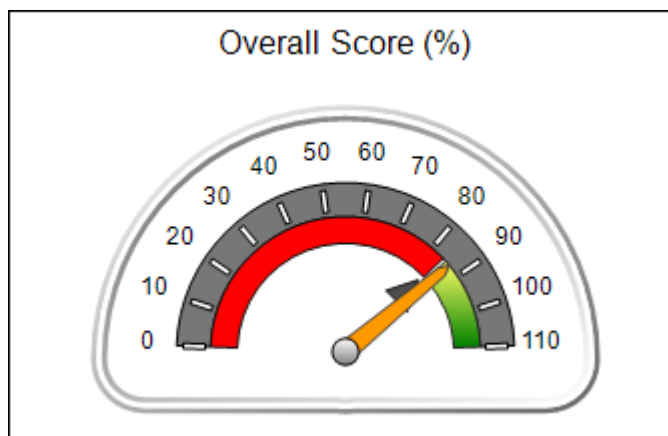
Report Quarter: Q4 FY2017

**Provider/Program Name: Lutheran Services of Georgia - Lutheran of Savannah (730) - CPA**

<b>401 Mall Blvd. Suite 2F, Savannah, GA 31405</b>  <b>Phone: 912-353-8875</b>  <b>Vendor ID# 35452</b>	Quarterly Scores (Grades)		Current Quarter Score (Grade)
	Q1: 95.83 (A)	Q2: 91.69 (A-)	<b>86.44%</b> <b>(B)</b>
	Q3: 79.58 (C+)	Q4: 86.44 (B)	
# New Foster Homes During Quarter: 1	# Children in Care During Quarter: 26	# Placements During Quarter: 27	# Children in Care On Last Day: 22

**Quarterly Provider Comparisons to All CPAs**

▼ — indicates average for all CPAs





**DHS, DFCS, Office of Provider Management**  
**Performance-Based Placement Measures**  
**RBWO Provider GA+SCORECARD - CPA**



**Report Quarter: Q4 FY2017**

**Provider/Program Name: Lutheran Services of Georgia - Lutheran of Savannah (730) - CPA**

<b>401 Mall Blvd. Suite 2F, Savannah, GA 31405</b>  <b>Phone: 912-353-8875</b>  <b>Vendor ID# 35452</b>	<b>Quarterly Scores (Grades)</b>		<b>Current Quarter Score (Grade)</b>
	<b>Q1: 95.83 (A)</b>	<b>Q2: 91.69 (A-)</b>	<b>86.44%</b>
	<b>Q3: 79.58 (C+)</b>	<b>Q4: 86.44 (B)</b>	<b>(B)</b>

# New Foster Homes During Quarter: 1	# Children in Care During Quarter: 26	# Placements During Quarter: 27	# Children in Care On Last Day: 22
--------------------------------------	---------------------------------------	---------------------------------	------------------------------------

	<b>Avg Performance All CPAs (%)</b>	<b>Provider Performance (%)*</b>	<b>Possible Points (Weight)</b>	<b>Provider Points Earned</b>
--	-------------------------------------	----------------------------------	---------------------------------	-------------------------------

**OPM Monitoring Reviews**

Annual Comprehensive Reviews	89%	89%	25	22.17
Safety Reviews	95%	100%	15	14.93
<b>Monitoring Sub-Total</b>			<b>40</b>	<b>37.10</b>

**CPA Safety Outcomes**

Incidence of Maltreatment	0.26%	No Substantiated Reports	10	10.00
Staff Training	78%	33%	10	3.30
<b>Safety Sub-Total</b>			<b>20</b>	<b>13.30</b>

**CPA Permanency Outcomes**

Placement Stability	91%	96%	15	14.40
<b>Permanency Sub-Total</b>			<b>15</b>	<b>14.40</b>

**CPA Well-Being Outcomes**

EPSDT Medical Visits	83%	74%	4	2.96
EPSDT Dental Visits	77%	35%	4	1.40
Academic Supports	75%	96%	3	2.88
Provider ECEM Visits	91%	76%	7	5.32
Provider General Contacts	89%	92%	7	6.44
Placements with Siblings	60%	92%	Not Scored	Not Scored
Placements within Legal County	16%	0%	Not Scored	Not Scored
<b>Well-Being Sub-Total</b>			<b>25</b>	<b>19.00</b>

\*Performance calculation descriptions can be found in the FY 2017 RBWO PBP Measurements and Standards Guide.

<b>Monitoring &amp; Outcomes: Possible Points = 100</b>	<b>Points Earned: 83.80</b>
<b>Score Before Incentives Credit</b>	<b>83.80%</b>
<b>Incentives Awarded</b>	<b>2.64 pts</b>
<b>PBP Verification</b>	<b>0.00 pts</b>
<b>Total Score</b>	<b>86.44%</b>





**DHS, DFCS, Office of Provider Management**  
**Performance-Based Placement Measures**  
**RBWO Provider GA+SCORECARD - CPA**



**Report Quarter: Q4 FY2017**

**Provider/Program Name: Lutheran Services of Georgia - Lutheran of Savannah (730) - CPA**

# New Foster Homes During Quarter: 1		# Children in Care During Quarter: 26	# Placements During Quarter: 27	# Children in Care On Last Day: 22
CPA Incentive Credits	Avg Performance All CPAs (%)	Provider Performance (%)*	Possible Points (Weight)	Provider Points Earned
Early EPSDT Medical Visits		14%	2	0.28
Early EPSDT Dental Visits		18%	2	0.36
Permanency Contacts		None Planned	5	
Additional Academic Supports		0%	2	0.00
Foster Hm Retention Rate (threshold = 90)		73%	2	0.00
Foster Hm Recruitment (threshold = 100)		50%	2	0.00
Active Agency Accreditation		50%	4	2.00
Staff Clinical Licensure		0%	5	0.00
<b>Incentives Total</b>	<b>5.32</b>		<b>24</b>	<b>2.64</b>
Maximum total combined incentive credit allowed is 10 points.			<b>Incentives Awarded</b>	<b>2.64</b>

\*Performance calculation descriptions can be found in the FY 2017 RBWO PBP Measurements and Standards Guide.

**Child Protective Services Investigations and Dispositions**

The following investigations data, which is not used for scoring but is considered significant to a provider's performance, is from Georgia SHINES and is not considered final or complete until the end of the fiscal year.

Total Reports:	0
Number Screened In:	0
Number Screened Out:	0
Number Substantiated:	0
Number Unsubstantiated:	3
Number Active CPS Investigations:	-3



DHS, DFCS, Office of Provider Management  
**Performance-Based Placement Measures**  
**RBWO Provider GA+SCORECARD - CPA**



Report Quarter: Q4 FY2017

**Provider/Program Name: Mentor Network - Albany (733) - CPA**

2200 Watergate Court, Albany, GA 31707

Phone: 229-435-6601

Vendor ID# 35498

**Quarterly Scores (Grades)**

Q1: 100.64 (A+)

Q2: 96.40 (A)

Q3: 96.94 (A)

Q4: 89.45 (B+)

**Current Quarter Score (Grade)**

**89.45%**

**(B+)**

# New Foster Homes During Quarter: 7

# Children in Care During Quarter: 106

# Placements During Quarter: 116

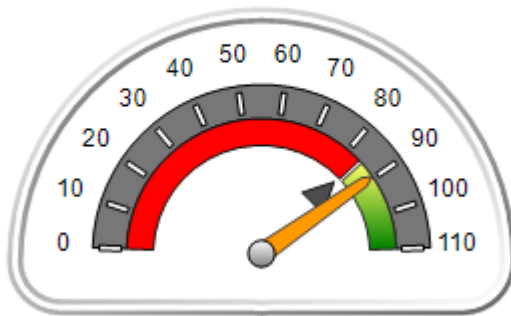
# Children in Care On Last Day: 92

**Quarterly Provider Comparisons to All CPAs**

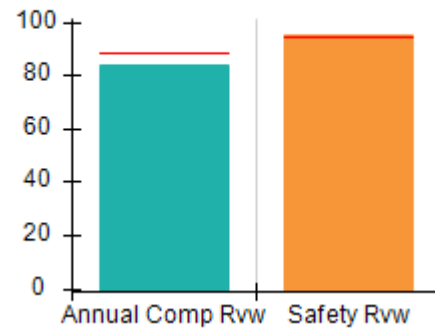


indicates average for all CPAs

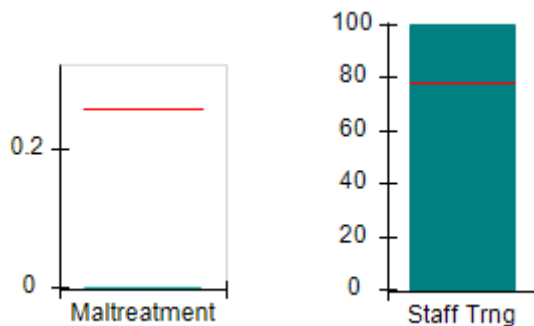
**Overall Score (%)**



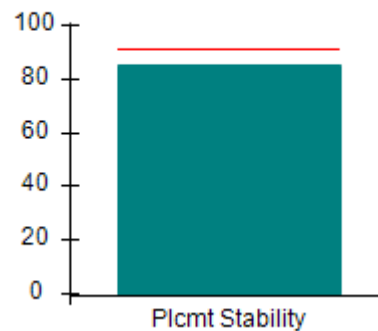
**OPM Monitoring Reviews (%)**



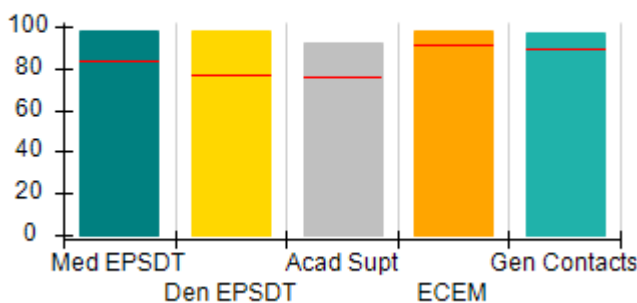
**Safety Outcomes (%)**



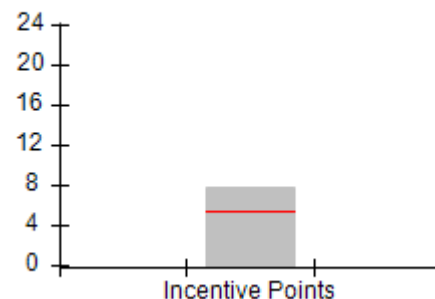
**Permanency Outcomes (%)**



**Well-Being Outcomes (%)**



**Incentives Earned (Points)**





**DHS, DFCS, Office of Provider Management**  
**Performance-Based Placement Measures**  
**RBWO Provider GA+SCORECARD - CPA**



**Report Quarter: Q4 FY2017**

**Provider/Program Name: Mentor Network - Albany (733) - CPA**

<b>2200 Watergate Court, Albany, GA 31707</b>  <b>Phone: 229-435-6601</b>  <b>Vendor ID# 35498</b>		<b>Quarterly Scores (Grades)</b>		<b>Current Quarter Score (Grade)</b>
		<b>Q1: 100.64 (A+)</b>	<b>Q2: 96.40 (A)</b>	<b>89.45%</b>
		<b>Q3: 96.94 (A)</b>	<b>Q4: 89.45 (B+)</b>	<b>(B+)</b>
# New Foster Homes During Quarter: 7		# Children in Care During Quarter: 106	# Placements During Quarter: 116	# Children in Care On Last Day: 92
	<b>Avg Performance All CPAs (%)</b>	<b>Provider Performance (%)*</b>	<b>Possible Points (Weight)</b>	<b>Provider Points Earned</b>
<b>OPM Monitoring Reviews</b>				
Annual Comprehensive Reviews	89%	84%	25	21.02
Safety Reviews	95%	95%	15	14.32
<b>Monitoring Sub-Total</b>			<b>40</b>	<b>35.34</b>
<b>CPA Safety Outcomes</b>				
Incidence of Maltreatment	0.26%	1 Substantiated Report	10	0.00
Staff Training	78%	100%	10	10.00
<b>Safety Sub-Total</b>			<b>20</b>	<b>10.00</b>
<b>CPA Permanency Outcomes</b>				
Placement Stability	91%	85%	15	12.75
<b>Permanency Sub-Total</b>			<b>15</b>	<b>12.75</b>
<b>CPA Well-Being Outcomes</b>				
EPSDT Medical Visits	83%	98%	4	3.92
EPSDT Dental Visits	77%	98%	4	3.92
Academic Supports	75%	92%	3	2.76
Provider ECEM Visits	91%	98%	7	6.86
Provider General Contacts	89%	97%	7	6.79
Placements with Siblings	60%	47%	Not Scored	Not Scored
Placements within Legal County	16%	30%	Not Scored	Not Scored
<b>Well-Being Sub-Total</b>			<b>25</b>	<b>24.25</b>

\*Performance calculation descriptions can be found in the FY 2017 RBWO PBP Measurements and Standards Guide.

<b>Monitoring &amp; Outcomes: Possible Points = 100</b>		<b>Points Earned: 82.34</b>	
<b>Score Before Incentives Credit</b>			<b>82.34%</b>
<b>Incentives Awarded</b>			<b>7.84 pts</b>
<b>PBP Verification</b>			<b>-0.73 pts</b>
<b>Total Score</b>			<b>89.45%</b>

**Provider/Program Name: Mentor Network - Albany (733) - CPA**



**DHS, DFCS, Office of Provider Management**  
**Performance-Based Placement Measures**  
**RBWO Provider GA+SCORECARD - CPA**



**Report Quarter: Q4 FY2017**

# New Foster Homes During Quarter: 7		# Children in Care During Quarter: 106	# Placements During Quarter: 116	# Children in Care On Last Day: 92
<b>CPA Incentive Credits</b>	<b>Avg Performance All CPAs (%)</b>	<b>Provider Performance (%)*</b>	<b>Possible Points (Weight)</b>	<b>Provider Points Earned</b>
Early EPSDT Medical Visits		79%	2	1.58
Early EPSDT Dental Visits		82%	2	1.64
Permanency Contacts		0%	5	0.00
Additional Academic Supports		6%	2	0.12
Foster Hm Retention Rate (threshold = 90)		79%	2	0.00
Foster Hm Recruitment (threshold = 100)		175%	2	2.00
Active Agency Accreditation		50%	4	2.00
Staff Clinical Licensure		10%	5	0.50
<b>Incentives Total</b>	<b>5.32</b>		<b>24</b>	<b>7.84</b>
Maximum total combined incentive credit allowed is 10 points.			<b>Incentives Awarded</b>	<b>7.84</b>
*Performance calculation descriptions can be found in the FY 2017 RBWO PBP Measurements and Standards Guide.				

### Child Protective Services Investigations and Dispositions

The following investigations data, which is not used for scoring but is considered significant to a provider's performance, is from Georgia SHINES and is not considered final or complete until the end of the fiscal year.

Total Reports:	4	
Number Screened In:	4	
Number Screened Out:	0	
Number Substantiated:	1	
Number Unsubstantiated:	1	
Number Active CPS Investigations:	2	



**DHS, DFCS, Office of Provider Management**  
**Performance-Based Placement Measures**  
**RBWO Provider GA+SCORECARD - CPA**



**Report Quarter: Q4 FY2017**

**Provider/Program Name: Mentor Network - Mentor Athens (734) - CPA**

**220 Ben Burton Circle, Bogart, GA 30622**

**Phone: 706 425-1814**

**Vendor ID# 35497**

**Quarterly Scores (Grades)**

**Q1: 98.72 (A+)**

**Q2: 102.78 (A+)**

**Q3: 101.80 (A+)**

**Q4: 99.52 (A+)**

**Current Quarter Score (Grade)**

**99.52%**

**(A+)**

# New Foster Homes During Quarter: 2

# Children in Care During Quarter: 27

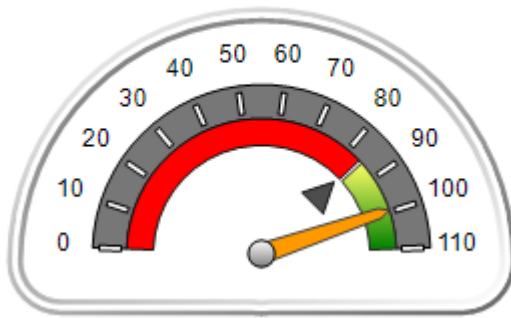
# Placements During Quarter: 27

# Children in Care On Last Day: 23

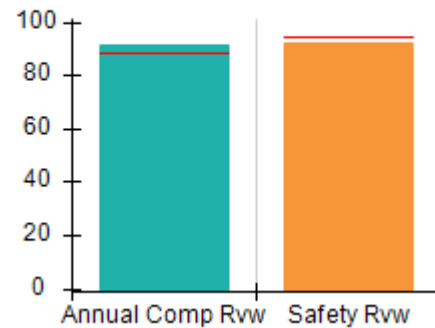
**Quarterly Provider Comparisons to All CPAs**

▼ — indicates average for all CPAs

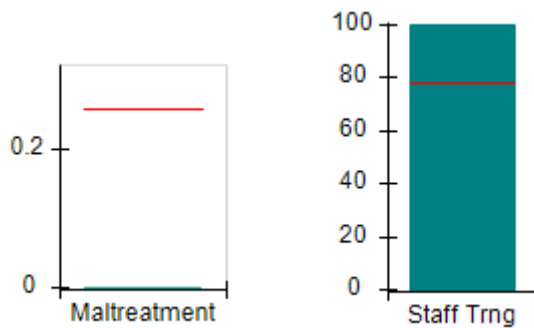
**Overall Score (%)**



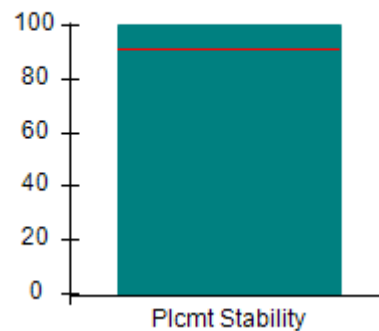
**OPM Monitoring Reviews (%)**



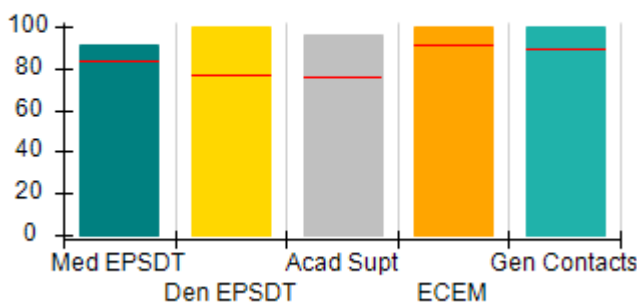
**Safety Outcomes (%)**



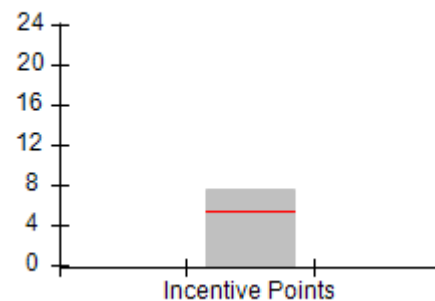
**Permanency Outcomes (%)**



**Well-Being Outcomes (%)**



**Incentives Earned (Points)**





**DHS, DFCS, Office of Provider Management**  
**Performance-Based Placement Measures**  
**RBWO Provider GA+SCORECARD - CPA**



**Report Quarter: Q4 FY2017**

**Provider/Program Name: Mentor Network - Mentor Athens (734) - CPA**

<b>220 Ben Burton Circle, Bogart, GA 30622</b>  <b>Phone: 706 425-1814</b>  <b>Vendor ID# 35497</b>		<b>Quarterly Scores (Grades)</b>		<b>Current Quarter Score (Grade)</b>
		<b>Q1: 98.72 (A+)</b>	<b>Q2: 102.78 (A+)</b>	<b>99.52%</b>
		<b>Q3: 101.80 (A+)</b>	<b>Q4: 99.52 (A+)</b>	<b>(A+)</b>
# New Foster Homes During Quarter: 2		# Children in Care During Quarter: 27	# Placements During Quarter: 27	# Children in Care On Last Day: 23
	<b>Avg Performance All CPAs (%)</b>	<b>Provider Performance (%)*</b>	<b>Possible Points (Weight)</b>	<b>Provider Points Earned</b>
<b>OPM Monitoring Reviews</b>				
Annual Comprehensive Reviews	89%	91%	25	22.81
Safety Reviews	95%	92%	15	13.79
<b>Monitoring Sub-Total</b>			<b>40</b>	<b>36.60</b>
<b>CPA Safety Outcomes</b>				
Incidence of Maltreatment	0.26%	No Substantiated Reports	10	10.00
Staff Training	78%	100%	10	10.00
<b>Safety Sub-Total</b>			<b>20</b>	<b>20.00</b>
<b>CPA Permanency Outcomes</b>				
Placement Stability	91%	100%	15	15.00
<b>Permanency Sub-Total</b>			<b>15</b>	<b>15.00</b>
<b>CPA Well-Being Outcomes</b>				
EPSDT Medical Visits	83%	91%	4	3.64
EPSDT Dental Visits	77%	100%	4	4.00
Academic Supports	75%	96%	3	2.88
Provider ECEM Visits	91%	100%	7	7.00
Provider General Contacts	89%	100%	7	7.00
Placements with Siblings	60%	45%	Not Scored	Not Scored
Placements within Legal County	16%	0%	Not Scored	Not Scored
<b>Well-Being Sub-Total</b>			<b>25</b>	<b>24.52</b>

\*Performance calculation descriptions can be found in the FY 2017 RBWO PBP Measurements and Standards Guide.

<b>Monitoring &amp; Outcomes: Possible Points = 100</b>		<b>Points Earned: 96.12</b>	
<b>Score Before Incentives Credit</b>			<b>96.12%</b>
<b>Incentives Awarded</b>			<b>7.48 pts</b>
<b>PBP Verification</b>			<b>-4.08 pts</b>
<b>Total Score</b>			<b>99.52%</b>

**Provider/Program Name: Mentor Network - Mentor Athens (734) - CPA**



**DHS, DFCS, Office of Provider Management**  
**Performance-Based Placement Measures**  
**RBWO Provider GA+SCORECARD - CPA**



**Report Quarter: Q4 FY2017**

# New Foster Homes During Quarter: 2		# Children in Care During Quarter: 27	# Placements During Quarter: 27	# Children in Care On Last Day: 23
<b>CPA Incentive Credits</b>	<b>Avg Performance All CPAs (%)</b>	<b>Provider Performance (%)*</b>	<b>Possible Points (Weight)</b>	<b>Provider Points Earned</b>
Early EPSDT Medical Visits		33%	2	0.66
Early EPSDT Dental Visits		100%	2	2.00
Permanency Contacts		None Planned	5	
Additional Academic Supports		16%	2	0.32
Foster Hm Retention Rate (threshold = 90)		80%	2	0.00
Foster Hm Recruitment (threshold = 100)		100%	2	2.00
Active Agency Accreditation		50%	4	2.00
Staff Clinical Licensure		10%	5	0.50
<b>Incentives Total</b>	<b>5.32</b>		<b>24</b>	<b>7.48</b>
Maximum total combined incentive credit allowed is 10 points.			<b>Incentives Awarded</b>	<b>7.48</b>
*Performance calculation descriptions can be found in the FY 2017 RBWO PBP Measurements and Standards Guide.				

### Child Protective Services Investigations and Dispositions

The following investigations data, which is not used for scoring but is considered significant to a provider's performance, is from Georgia SHINES and is not considered final or complete until the end of the fiscal year.

Total Reports:	0	
Number Screened In:	0	
Number Screened Out:	0	
Number Substantiated:	0	
Number Unsubstantiated:	0	
Number Active CPS Investigations:	0	



DHS, DFCS, Office of Provider Management  
**Performance-Based Placement Measures**  
**RBWO Provider GA+SCORECARD - CPA**



Report Quarter: Q4 FY2017

**Provider/Program Name: Mentor Network - Mentor Atlanta (736) - CPA**

2302 Parklake Drive, Atlanta, GA 30345

Phone: 470-362-7260

Vendor ID# 35493

Quarterly Scores (Grades)

Current Quarter Score (Grade)

Q1: 98.52 (A+)

Q2: 96.79 (A)

**91.28%**

Q3: 96.77 (A)

Q4: 91.28 (A-)

**(A-)**

# New Foster Homes During Quarter: 2

# Children in Care During Quarter: 75

# Placements During Quarter: 76

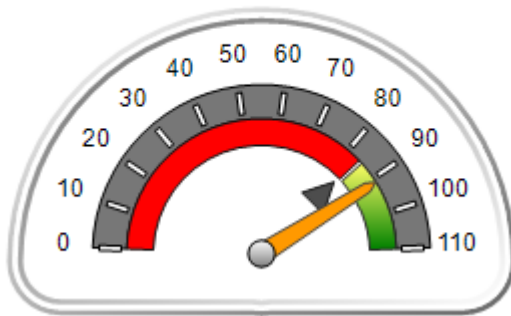
# Children in Care On Last Day: 68

**Quarterly Provider Comparisons to All CPAs**

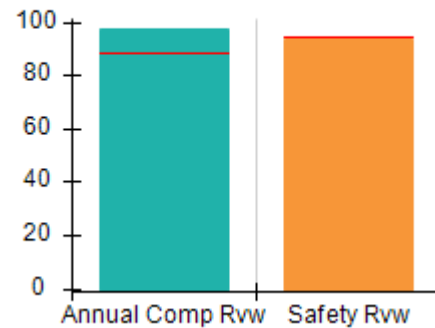


indicates average for all CPAs

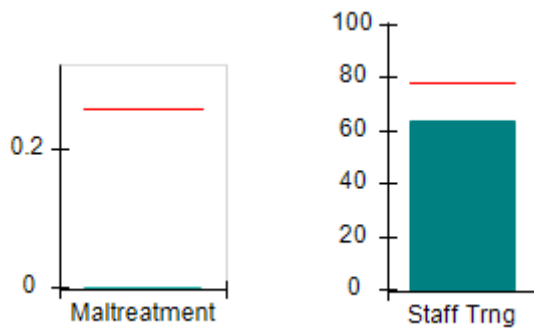
Overall Score (%)



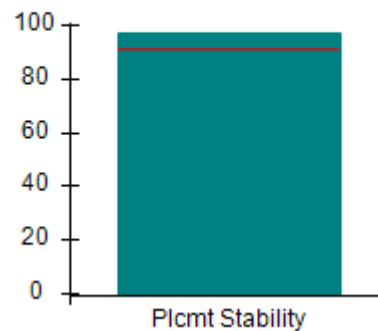
OPM Monitoring Reviews (%)



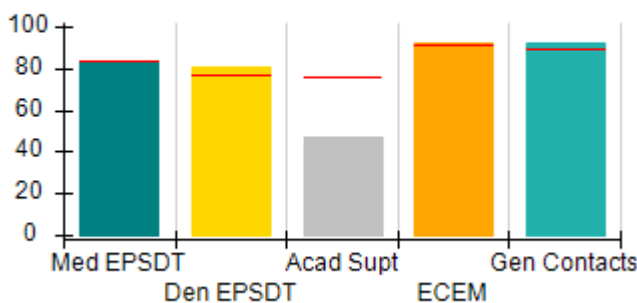
Safety Outcomes (%)



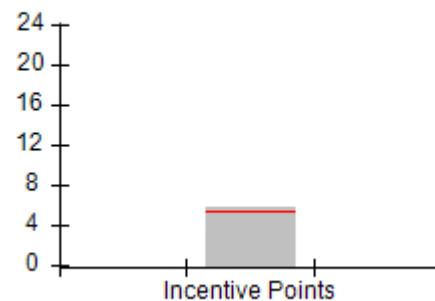
Permanency Outcomes (%)



Well-Being Outcomes (%)



Incentives Earned (Points)







**DHS, DFCS, Office of Provider Management**  
**Performance-Based Placement Measures**  
**RBWO Provider GA+SCORECARD - CPA**  
**Report Quarter: Q4 FY2017**



**Provider/Program Name: Mentor Network - Mentor Atlanta (736) - CPA**

<b>2302 Parklake Drive, Atlanta, GA 30345</b>  <b>Phone: 470-362-7260</b>  <b>Vendor ID# 35493</b>		<b>Quarterly Scores (Grades)</b>		<b>Current Quarter Score (Grade)</b>
		<b>Q1: 98.52 (A+)</b>	<b>Q2: 96.79 (A)</b>	<b>91.28%</b>
		<b>Q3: 96.77 (A)</b>	<b>Q4: 91.28 (A-)</b>	<b>(A-)</b>
# New Foster Homes During Quarter: 2		# Children in Care During Quarter: 75	# Placements During Quarter: 76	# Children in Care On Last Day: 68
	<b>Avg Performance All CPAs (%)</b>	<b>Provider Performance (%)*</b>	<b>Possible Points (Weight)</b>	<b>Provider Points Earned</b>
<b>OPM Monitoring Reviews</b>				
Annual Comprehensive Reviews	89%	97%	25	24.36
Safety Reviews	95%	94%	15	14.09
<b>Monitoring Sub-Total</b>			<b>40</b>	<b>38.45</b>
<b>CPA Safety Outcomes</b>				
Incidence of Maltreatment	0.26%	No Substantiated Reports	10	10.00
Staff Training	78%	64%	10	6.40
<b>Safety Sub-Total</b>			<b>20</b>	<b>16.40</b>
<b>CPA Permanency Outcomes</b>				
Placement Stability	91%	97%	15	14.55
<b>Permanency Sub-Total</b>			<b>15</b>	<b>14.55</b>
<b>CPA Well-Being Outcomes</b>				
EPSDT Medical Visits	83%	83%	4	3.32
EPSDT Dental Visits	77%	81%	4	3.24
Academic Supports	75%	47%	3	1.41
Provider ECEM Visits	91%	92%	7	6.44
Provider General Contacts	89%	92%	7	6.44
Placements with Siblings	60%	64%	Not Scored	Not Scored
Placements within Legal County	16%	9%	Not Scored	Not Scored
<b>Well-Being Sub-Total</b>			<b>25</b>	<b>20.85</b>

\*Performance calculation descriptions can be found in the FY 2017 RBWO PBP Measurements and Standards Guide.

<b>Monitoring &amp; Outcomes: Possible Points = 100</b>		<b>Points Earned: 90.25</b>	
<b>Score Before Incentives Credit</b>			<b>90.25%</b>
<b>Incentives Awarded</b>			<b>5.70 pts</b>
<b>PBP Verification</b>			<b>-4.67 pts</b>
<b>Total Score</b>			<b>91.28%</b>

**Provider/Program Name: Mentor Network - Mentor Atlanta (736) - CPA**



DHS, DFCS, Office of Provider Management  
**Performance-Based Placement Measures**  
**RBWO Provider GA+SCORECARD - CPA**



**Report Quarter: Q4 FY2017**

# New Foster Homes During Quarter: 2		# Children in Care During Quarter: 75	# Placements During Quarter: 76	# Children in Care On Last Day: 68
CPA Incentive Credits	Avg Performance All CPAs (%)	Provider Performance (%)*	Possible Points (Weight)	Provider Points Earned
Early EPSDT Medical Visits		37%	2	0.74
Early EPSDT Dental Visits		48%	2	0.96
Permanency Contacts		0%	5	0.00
Additional Academic Supports		0%	2	0.00
Foster Hm Retention Rate (threshold = 90)		82%	2	0.00
Foster Hm Recruitment (threshold = 100)		50%	2	0.00
Active Agency Accreditation		100%	4	4.00
Staff Clinical Licensure		0%	5	0.00
<b>Incentives Total</b>	<b>5.32</b>		<b>24</b>	<b>5.70</b>
Maximum total combined incentive credit allowed is 10 points.			<b>Incentives Awarded</b>	<b>5.70</b>
*Performance calculation descriptions can be found in the FY 2017 RBWO PBP Measurements and Standards Guide.				

### Child Protective Services Investigations and Dispositions

The following investigations data, which is not used for scoring but is considered significant to a provider's performance, is from Georgia SHINES and is not considered final or complete until the end of the fiscal year.

Total Reports:	0	
Number Screened In:	0	
Number Screened Out:	0	
Number Substantiated:	0	
Number Unsubstantiated:	1	
Number Active CPS Investigations:	-1	



DHS, DFCS, Office of Provider Management  
**Performance-Based Placement Measures**  
**RBWO Provider GA+SCORECARD - CPA**



Report Quarter: Q4 FY2017

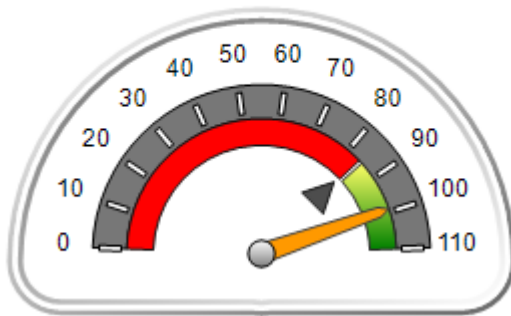
**Provider/Program Name: Mentor Network - Mentor Augusta (737) - CPA**

<b>4210 Columbia Rd., Martinez, GA 30907</b>  <b>Phone: 706-868-5268</b>  <b>Vendor ID# 35495</b>	Quarterly Scores (Grades)		Current Quarter Score (Grade)
	Q1: 98.94 (A+)	Q2: 95.32 (A)	<b>99.19%</b> <b>(A+)</b>
	Q3: 95.28 (A)	Q4: 99.19 (A+)	
# New Foster Homes During Quarter: 3	# Children in Care During Quarter: 51	# Placements During Quarter: 57	# Children in Care On Last Day: 37

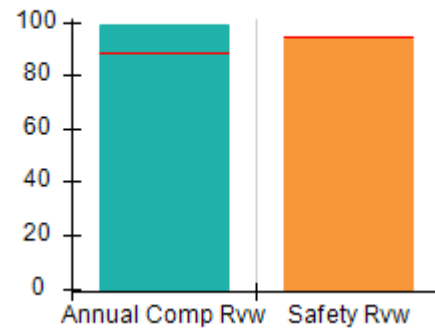
**Quarterly Provider Comparisons to All CPAs**

▼ — indicates average for all CPAs

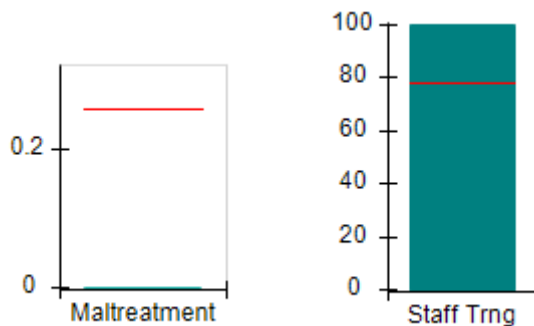
Overall Score (%)



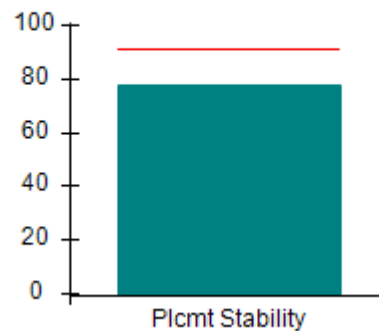
OPM Monitoring Reviews (%)



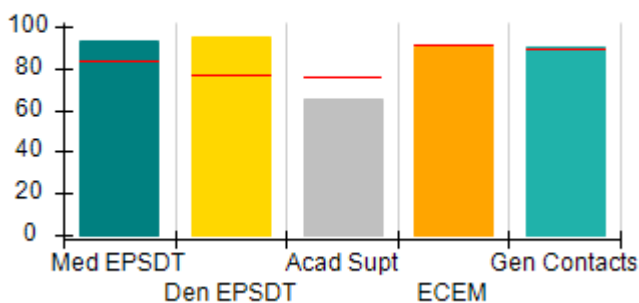
Safety Outcomes (%)



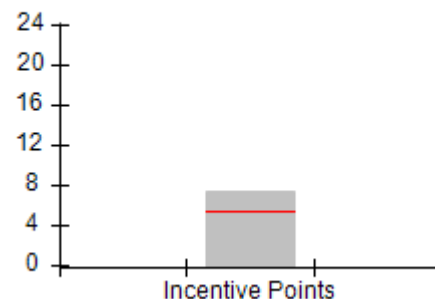
Permanency Outcomes (%)



Well-Being Outcomes (%)



Incentives Earned (Points)





**DHS, DFCS, Office of Provider Management**  
**Performance-Based Placement Measures**  
**RBWO Provider GA+SCORECARD - CPA**



**Report Quarter: Q4 FY2017**

**Provider/Program Name: Mentor Network - Mentor Augusta (737) - CPA**

<b>4210 Columbia Rd., Martinez, GA 30907</b>  <b>Phone: 706-868-5268</b>  <b>Vendor ID# 35495</b>		<b>Quarterly Scores (Grades)</b>		<b>Current Quarter Score (Grade)</b>
		<b>Q1: 98.94 (A+)</b>	<b>Q2: 95.32 (A)</b>	<b>99.19%</b>
		<b>Q3: 95.28 (A)</b>	<b>Q4: 99.19 (A+)</b>	<b>(A+)</b>
# New Foster Homes During Quarter: 3		# Children in Care During Quarter: 51	# Placements During Quarter: 57	# Children in Care On Last Day: 37
	<b>Avg Performance All CPAs (%)</b>	<b>Provider Performance (%)*</b>	<b>Possible Points (Weight)</b>	<b>Provider Points Earned</b>
<b>OPM Monitoring Reviews</b>				
Annual Comprehensive Reviews	89%	99%	25	24.69
Safety Reviews	95%	94%	15	14.08
<b>Monitoring Sub-Total</b>			<b>40</b>	<b>38.77</b>
<b>CPA Safety Outcomes</b>				
Incidence of Maltreatment	0.26%	No Substantiated Reports	10	10.00
Staff Training	78%	100%	10	10.00
<b>Safety Sub-Total</b>			<b>20</b>	<b>20.00</b>
<b>CPA Permanency Outcomes</b>				
Placement Stability	91%	78%	15	11.70
<b>Permanency Sub-Total</b>			<b>15</b>	<b>11.70</b>
<b>CPA Well-Being Outcomes</b>				
EPSDT Medical Visits	83%	93%	4	3.72
EPSDT Dental Visits	77%	95%	4	3.80
Academic Supports	75%	65%	3	1.95
Provider ECEM Visits	91%	90%	7	6.30
Provider General Contacts	89%	90%	7	6.30
Placements with Siblings	60%	50%	Not Scored	Not Scored
Placements within Legal County	16%	6%	Not Scored	Not Scored
<b>Well-Being Sub-Total</b>			<b>25</b>	<b>22.07</b>

\*Performance calculation descriptions can be found in the FY 2017 RBWO PBP Measurements and Standards Guide.

<b>Monitoring &amp; Outcomes: Possible Points = 100</b>		<b>Points Earned: 92.54</b>	
<b>Score Before Incentives Credit</b>			<b>92.54%</b>
<b>Incentives Awarded</b>			<b>7.30 pts</b>
<b>PBP Verification</b>			<b>-0.65 pts</b>
<b>Total Score</b>			<b>99.19%</b>

**Provider/Program Name: Mentor Network - Mentor Augusta (737) - CPA**



**DHS, DFCS, Office of Provider Management**  
**Performance-Based Placement Measures**  
**RBWO Provider GA+SCORECARD - CPA**



**Report Quarter: Q4 FY2017**

# New Foster Homes During Quarter: 3		# Children in Care During Quarter: 51	# Placements During Quarter: 57	# Children in Care On Last Day: 37
<b>CPA Incentive Credits</b>	<b>Avg Performance All CPAs (%)</b>	<b>Provider Performance (%)*</b>	<b>Possible Points (Weight)</b>	<b>Provider Points Earned</b>
Early EPSDT Medical Visits		85%	2	1.70
Early EPSDT Dental Visits		80%	2	1.60
Permanency Contacts		0%	5	0.00
Additional Academic Supports		0%	2	0.00
Foster Hm Retention Rate (threshold = 90)		92%	2	2.00
Foster Hm Recruitment (threshold = 100)		133%	2	2.00
Active Agency Accreditation		0%	4	0.00
Staff Clinical Licensure		0%	5	0.00
<b>Incentives Total</b>	<b>5.32</b>		<b>24</b>	<b>7.30</b>
Maximum total combined incentive credit allowed is 10 points.			<b>Incentives Awarded</b>	<b>7.30</b>
*Performance calculation descriptions can be found in the FY 2017 RBWO PBP Measurements and Standards Guide.				

### Child Protective Services Investigations and Dispositions

The following investigations data, which is not used for scoring but is considered significant to a provider's performance, is from Georgia SHINES and is not considered final or complete until the end of the fiscal year.

Total Reports:	3
Number Screened In:	2
Number Screened Out:	1
Number Substantiated:	0
Number Unsubstantiated:	2
Number Active CPS Investigations:	0



**DHS, DFCS, Office of Provider Management**  
**Performance-Based Placement Measures**  
**RBWO Provider GA+SCORECARD - CPA**



**Report Quarter: Q4 FY2017**

**Provider/Program Name: Mentor Network - Mentor Macon (740) - CPA**

**4977 Mt. Pleasant Church Road, Macon, GA 31216**

**Phone: 478-785-0005**

**Vendor ID# 35496**

**Quarterly Scores (Grades)**

**Current Quarter Score (Grade)**

**Q1: 92.09 (A-)**

**Q2: 90.68 (A-)**

**95.98%**

**Q3: 87.79 (B+)**

**Q4: 95.98 (A)**

**(A)**

# New Foster Homes During Quarter: 5

# Children in Care During Quarter: 84

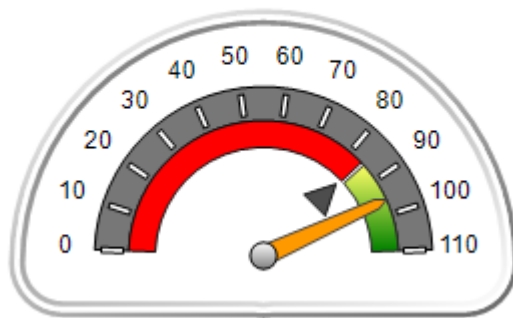
# Placements During Quarter: 94

# Children in Care On Last Day: 75

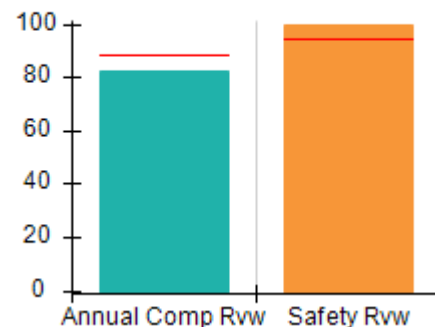
**Quarterly Provider Comparisons to All CPAs**

▼ — indicates average for all CPAs

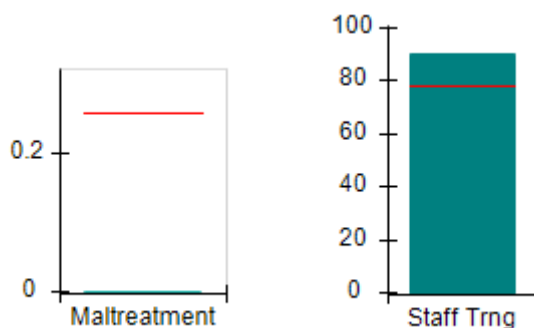
**Overall Score (%)**



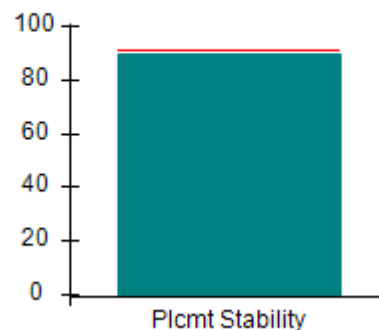
**OPM Monitoring Reviews (%)**



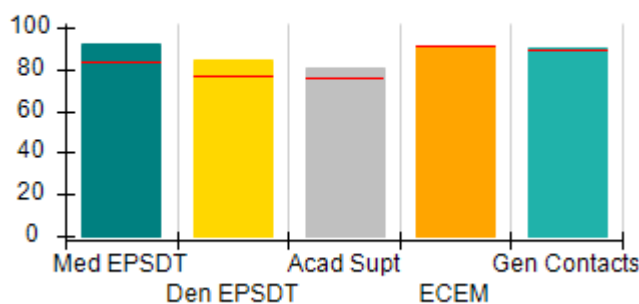
**Safety Outcomes (%)**



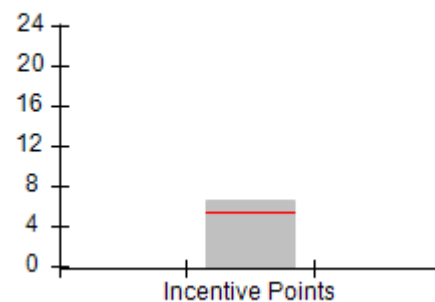
**Permanency Outcomes (%)**



**Well-Being Outcomes (%)**



**Incentives Earned (Points)**





**DHS, DFCS, Office of Provider Management**  
**Performance-Based Placement Measures**  
**RBWO Provider GA+SCORECARD - CPA**



**Report Quarter: Q4 FY2017**

**Provider/Program Name: Mentor Network - Mentor Macon (740) - CPA**

4977 Mt. Pleasant Church Road, Macon, GA 31216		Quarterly Scores (Grades)		Current Quarter Score (Grade)
Phone: 478-785-0005		Q1: 92.09 (A-)	Q2: 90.68 (A-)	95.98%
Vendor ID# 35496		Q3: 87.79 (B+)	Q4: 95.98 (A)	(A)
# New Foster Homes During Quarter: 5		# Children in Care During Quarter: 84	# Placements During Quarter: 94	# Children in Care On Last Day: 75
	Avg Performance All CPAs (%)	Provider Performance (%)*	Possible Points (Weight)	Provider Points Earned
<b>OPM Monitoring Reviews</b>				
Annual Comprehensive Reviews	89%	83%	25	20.64
Safety Reviews	95%	99%	15	14.90
<b>Monitoring Sub-Total</b>			<b>40</b>	<b>35.53</b>
<b>CPA Safety Outcomes</b>				
Incidence of Maltreatment	0.26%	No Substantiated Reports	10	10.00
Staff Training	78%	90%	10	9.00
<b>Safety Sub-Total</b>			<b>20</b>	<b>19.00</b>
<b>CPA Permanency Outcomes</b>				
Placement Stability	91%	90%	15	13.50
<b>Permanency Sub-Total</b>			<b>15</b>	<b>13.50</b>
<b>CPA Well-Being Outcomes</b>				
EPSDT Medical Visits	83%	92%	4	3.68
EPSDT Dental Visits	77%	84%	4	3.36
Academic Supports	75%	81%	3	2.43
Provider ECEM Visits	91%	91%	7	6.37
Provider General Contacts	89%	90%	7	6.30
Placements with Siblings	60%	88%	Not Scored	Not Scored
Placements within Legal County	16%	27%	Not Scored	Not Scored
<b>Well-Being Sub-Total</b>			<b>25</b>	<b>22.14</b>

\*Performance calculation descriptions can be found in the FY 2017 RBWO PBP Measurements and Standards Guide.

<b>Monitoring &amp; Outcomes: Possible Points = 100</b>	<b>Points Earned: 90.17</b>
<b>Score Before Incentives Credit</b>	<b>90.17%</b>
<b>Incentives Awarded</b>	<b>6.46 pts</b>
<b>PBP Verification</b>	<b>-0.65 pts</b>
<b>Total Score</b>	<b>95.98%</b>

**Provider/Program Name: Mentor Network - Mentor Macon (740) - CPA**



DHS, DFCS, Office of Provider Management  
**Performance-Based Placement Measures**  
**RBWO Provider GA+SCORECARD - CPA**



**Report Quarter: Q4 FY2017**

# New Foster Homes During Quarter: 5		# Children in Care During Quarter: 84	# Placements During Quarter: 94	# Children in Care On Last Day: 75
CPA Incentive Credits	Avg Performance All CPAs (%)	Provider Performance (%)*	Possible Points (Weight)	Provider Points Earned
Early EPSDT Medical Visits		68%	2	1.36
Early EPSDT Dental Visits		54%	2	1.08
Permanency Contacts		0%	5	0.00
Additional Academic Supports		1%	2	0.02
Foster Hm Retention Rate (threshold = 90)		83%	2	0.00
Foster Hm Recruitment (threshold = 100)		100%	2	2.00
Active Agency Accreditation		50%	4	2.00
Staff Clinical Licensure		0%	5	0.00
<b>Incentives Total</b>	<b>5.32</b>		<b>24</b>	<b>6.46</b>
Maximum total combined incentive credit allowed is 10 points.			<b>Incentives Awarded</b>	<b>6.46</b>
*Performance calculation descriptions can be found in the FY 2017 RBWO PBP Measurements and Standards Guide.				

### Child Protective Services Investigations and Dispositions

The following investigations data, which is not used for scoring but is considered significant to a provider's performance, is from Georgia SHINES and is not considered final or complete until the end of the fiscal year.

Total Reports:	2	
Number Screened In:	2	
Number Screened Out:	0	
Number Substantiated:	0	
Number Unsubstantiated:	2	
Number Active CPS Investigations:	0	





DHS, DFCS, Office of Provider Management  
**Performance-Based Placement Measures**  
**RBWO Provider GA+SCORECARD - CPA**



Report Quarter: Q4 FY2017

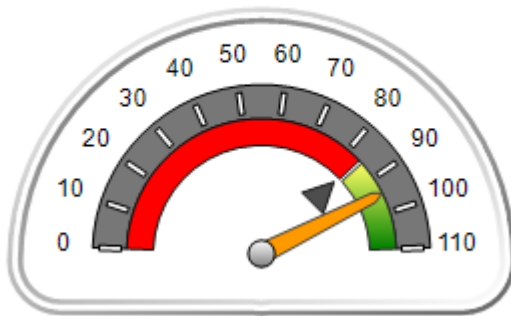
**Provider/Program Name: Mentor Network - Mentor Savannah (742) - CPA**

<b>16 Chatham Center S, Savannah, GA 31405</b>  <b>Phone: 912-234-6853</b>  <b>Vendor ID# 35494</b>	Quarterly Scores (Grades)		Current Quarter Score (Grade)
	Q1: 94.44 (A)	Q2: 101.41 (A+)	<b>94.70%</b> <b>(A)</b>
	Q3: 93.62 (A-)	Q4: 94.70 (A)	
# New Foster Homes During Quarter: 3	# Children in Care During Quarter: 40	# Placements During Quarter: 44	# Children in Care On Last Day: 33

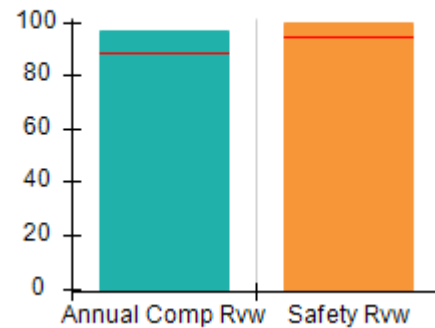
**Quarterly Provider Comparisons to All CPAs**

▼ — indicates average for all CPAs

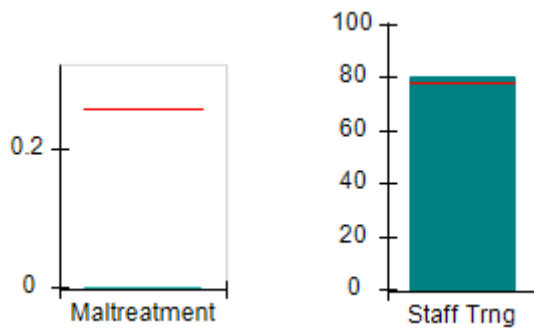
Overall Score (%)



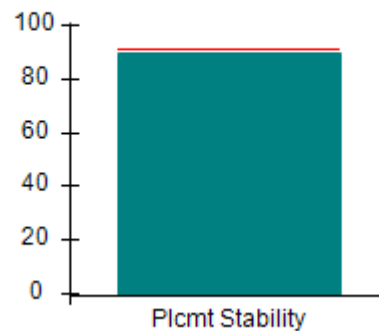
OPM Monitoring Reviews (%)



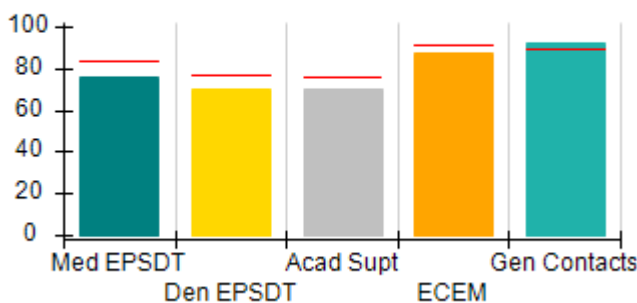
Safety Outcomes (%)



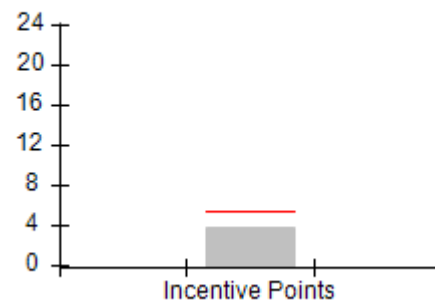
Permanency Outcomes (%)



Well-Being Outcomes (%)



Incentives Earned (Points)





**DHS, DFCS, Office of Provider Management**  
**Performance-Based Placement Measures**  
**RBWO Provider GA+SCORECARD - CPA**



**Report Quarter: Q4 FY2017**

**Provider/Program Name: Mentor Network - Mentor Savannah (742) - CPA**

<b>16 Chatham Center S, Savannah, GA 31405</b>  <b>Phone: 912-234-6853</b>  <b>Vendor ID# 35494</b>		<b>Quarterly Scores (Grades)</b>		<b>Current Quarter Score (Grade)</b>
		<b>Q1: 94.44 (A)</b>	<b>Q2: 101.41 (A+)</b>	<b>94.70%</b>
		<b>Q3: 93.62 (A-)</b>	<b>Q4: 94.70 (A)</b>	<b>(A)</b>
# New Foster Homes During Quarter: 3		# Children in Care During Quarter: 40	# Placements During Quarter: 44	# Children in Care On Last Day: 33
	<b>Avg Performance All CPAs (%)</b>	<b>Provider Performance (%)*</b>	<b>Possible Points (Weight)</b>	<b>Provider Points Earned</b>
<b>OPM Monitoring Reviews</b>				
Annual Comprehensive Reviews	89%	97%	25	24.14
Safety Reviews	95%	100%	15	14.93
<b>Monitoring Sub-Total</b>			<b>40</b>	<b>39.07</b>
<b>CPA Safety Outcomes</b>				
Incidence of Maltreatment	0.26%	No Substantiated Reports	10	10.00
Staff Training	78%	80%	10	8.00
<b>Safety Sub-Total</b>			<b>20</b>	<b>18.00</b>
<b>CPA Permanency Outcomes</b>				
Placement Stability	91%	90%	15	13.50
<b>Permanency Sub-Total</b>			<b>15</b>	<b>13.50</b>
<b>CPA Well-Being Outcomes</b>				
EPSDT Medical Visits	83%	76%	4	3.04
EPSDT Dental Visits	77%	70%	4	2.80
Academic Supports	75%	70%	3	2.10
Provider ECEM Visits	91%	87%	7	6.09
Provider General Contacts	89%	92%	7	6.44
Placements with Siblings	60%	75%	Not Scored	Not Scored
Placements within Legal County	16%	0%	Not Scored	Not Scored
<b>Well-Being Sub-Total</b>			<b>25</b>	<b>20.47</b>

\*Performance calculation descriptions can be found in the FY 2017 RBWO PBP Measurements and Standards Guide.

<b>Monitoring &amp; Outcomes: Possible Points = 100</b>		<b>Points Earned: 91.04</b>	
<b>Score Before Incentives Credit</b>			<b>91.04%</b>
<b>Incentives Awarded</b>			<b>3.66 pts</b>
<b>PBP Verification</b>			<b>0.00 pts</b>
<b>Total Score</b>			<b>94.70%</b>

**Provider/Program Name: Mentor Network - Mentor Savannah (742) - CPA**



DHS, DFCS, Office of Provider Management  
**Performance-Based Placement Measures**  
**RBWO Provider GA+SCORECARD - CPA**



**Report Quarter: Q4 FY2017**

# New Foster Homes During Quarter: 3		# Children in Care During Quarter: 40	# Placements During Quarter: 44	# Children in Care On Last Day: 33
CPA Incentive Credits	Avg Performance All CPAs (%)	Provider Performance (%)*	Possible Points (Weight)	Provider Points Earned
Early EPSDT Medical Visits		41%	2	0.82
Early EPSDT Dental Visits		42%	2	0.84
Permanency Contacts		0%	5	0.00
Additional Academic Supports		0%	2	0.00
Foster Hm Retention Rate (threshold = 90)		77%	2	0.00
Foster Hm Recruitment (threshold = 100)		67%	2	0.00
Active Agency Accreditation		50%	4	2.00
Staff Clinical Licensure		0%	5	0.00
<b>Incentives Total</b>	<b>5.32</b>		<b>24</b>	<b>3.66</b>
Maximum total combined incentive credit allowed is 10 points.			<b>Incentives Awarded</b>	<b>3.66</b>
*Performance calculation descriptions can be found in the FY 2017 RBWO PBP Measurements and Standards Guide.				

### Child Protective Services Investigations and Dispositions

The following investigations data, which is not used for scoring but is considered significant to a provider's performance, is from Georgia SHINES and is not considered final or complete until the end of the fiscal year.

Total Reports:	2	
Number Screened In:	1	
Number Screened Out:	1	
Number Substantiated:	0	
Number Unsubstantiated:	0	
Number Active CPS Investigations:	1	



**DHS, DFCS, Office of Provider Management**  
**Performance-Based Placement Measures**  
**RBWO Provider GA+SCORECARD - CPA**

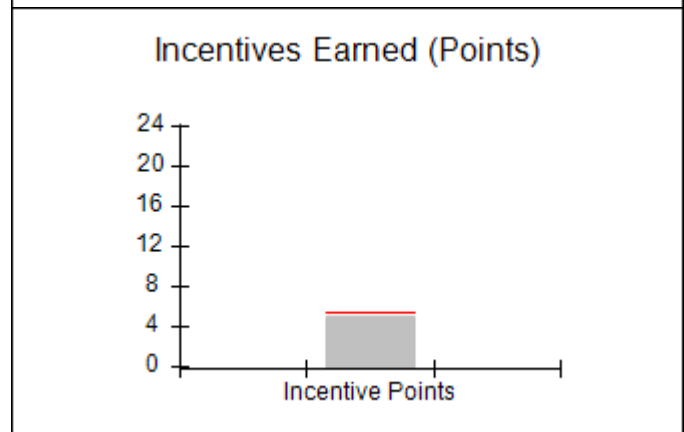
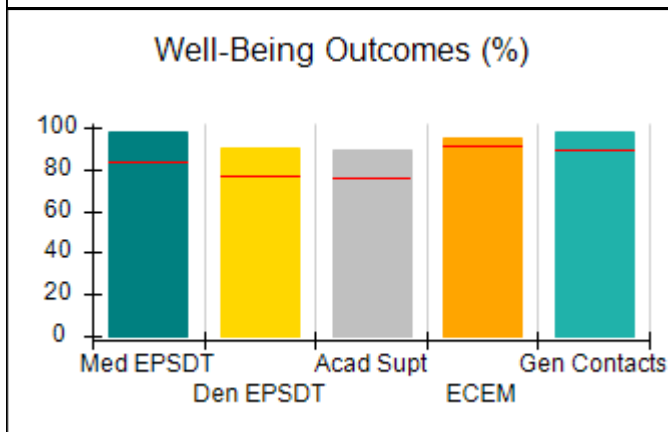
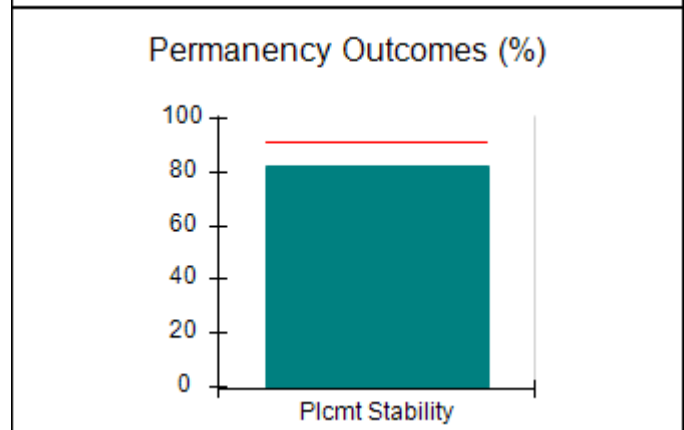
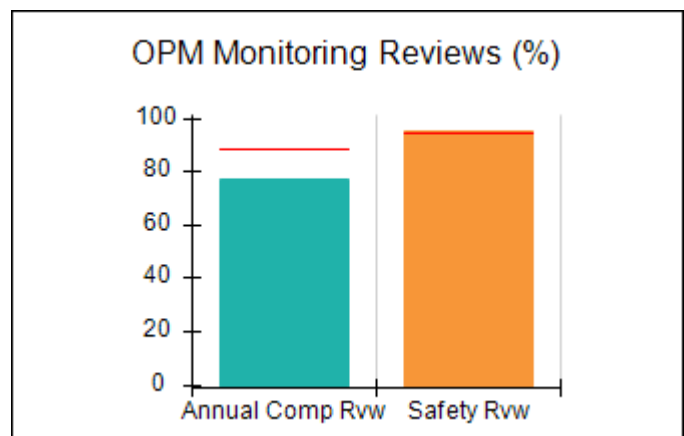
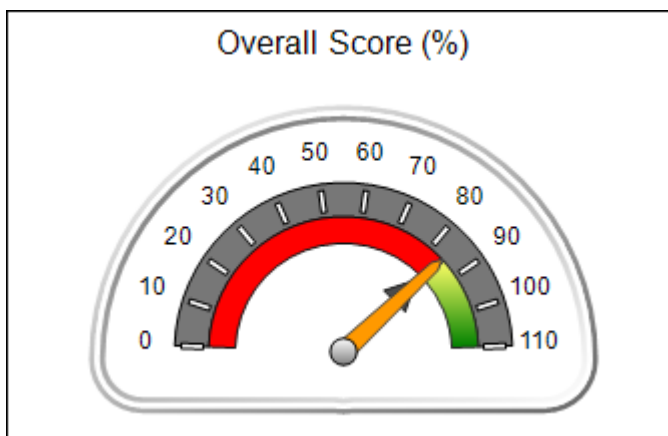


**Report Quarter: Q4 FY2017**

**Provider/Program Name: Meritan, Inc. d/b/a Meritan Stepping Stones - Cartersville (680) - CPA**

<b>920-A N Tennessee St., Cartersville, GA 30120</b>  <b>Phone: 770-387-9003</b>  <b>Vendor ID# 35384</b>	Quarterly Scores (Grades)		Current Quarter Score (Grade)
	Q1: 101.82 (A+)	Q2: 101.16 (A+)	<b>84.32%</b> <b>(B)</b>
	Q3: 99.47 (A+)	Q4: 84.32 (B)	
# New Foster Homes During Quarter: 0	# Children in Care During Quarter: 50	# Placements During Quarter: 53	# Children in Care On Last Day: 40
<b>Quarterly Provider Comparisons to All CPAs</b>			

▼ — indicates average for all CPAs





**DHS, DFCS, Office of Provider Management**  
**Performance-Based Placement Measures**  
**RBWO Provider GA+SCORECARD - CPA**



**Report Quarter: Q4 FY2017**

**Provider/Program Name: Meritan, Inc. d/b/a Meritan Stepping Stones - Cartersville (680) - CPA**

<b>920-A N Tennessee St., Cartersville, GA 30120</b>  <b>Phone: 770-387-9003</b>  <b>Vendor ID# 35384</b>	<b>Quarterly Scores (Grades)</b>		<b>Current Quarter Score (Grade)</b>
	<b>Q1: 101.82 (A+)</b>	<b>Q2: 101.16 (A+)</b>	<b>84.32%</b>
	<b>Q3: 99.47 (A+)</b>	<b>Q4: 84.32 (B)</b>	<b>(B)</b>

# New Foster Homes During Quarter: 0	# Children in Care During Quarter: 50	# Placements During Quarter: 53	# Children in Care On Last Day: 40
--------------------------------------	---------------------------------------	---------------------------------	------------------------------------

	<b>Avg Performance All CPAs (%)</b>	<b>Provider Performance (%)*</b>	<b>Possible Points (Weight)</b>	<b>Provider Points Earned</b>
--	-------------------------------------	----------------------------------	---------------------------------	-------------------------------

**OPM Monitoring Reviews**

Annual Comprehensive Reviews	89%	77%	25	19.26
Safety Reviews	95%	95%	15	14.31
<b>Monitoring Sub-Total</b>			<b>40</b>	<b>33.57</b>

**CPA Safety Outcomes**

Incidence of Maltreatment	0.26%	4 Substantiated Reports	10	0.00
Staff Training	78%	100%	10	10.00
<b>Safety Sub-Total</b>			<b>20</b>	<b>10.00</b>

**CPA Permanency Outcomes**

Placement Stability	91%	82%	15	12.30
<b>Permanency Sub-Total</b>			<b>15</b>	<b>12.30</b>

**CPA Well-Being Outcomes**

EPSDT Medical Visits	83%	98%	4	3.92
EPSDT Dental Visits	77%	90%	4	3.60
Academic Supports	75%	89%	3	2.67
Provider ECEM Visits	91%	95%	7	6.65
Provider General Contacts	89%	98%	7	6.86
Placements with Siblings	60%	63%	Not Scored	Not Scored
Placements within Legal County	16%	0%	Not Scored	Not Scored
<b>Well-Being Sub-Total</b>			<b>25</b>	<b>23.70</b>

\*Performance calculation descriptions can be found in the FY 2017 RBWO PBP Measurements and Standards Guide.

<b>Monitoring &amp; Outcomes: Possible Points = 100</b>		<b>Points Earned: 79.57</b>	
<b>Score Before Incentives Credit</b>			<b>79.57%</b>
<b>Incentives Awarded</b>			<b>4.98 pts</b>
<b>PBP Verification</b>			<b>-0.23 pts</b>
<b>Total Score</b>			<b>84.32%</b>



**DHS, DFCS, Office of Provider Management**  
**Performance-Based Placement Measures**  
**RBWO Provider GA+SCORECARD - CPA**



**Report Quarter: Q4 FY2017**

**Provider/Program Name: Meritan, Inc. d/b/a Meritan Stepping Stones - Cartersville (680) - CPA**

# New Foster Homes During Quarter: 0		# Children in Care During Quarter: 50	# Placements During Quarter: 53	# Children in Care On Last Day: 40
CPA Incentive Credits	Avg Performance All CPAs (%)	Provider Performance (%)*	Possible Points (Weight)	Provider Points Earned
Early EPSDT Medical Visits		80%	2	1.60
Early EPSDT Dental Visits		69%	2	1.38
Permanency Contacts		0%	5	0.00
Additional Academic Supports		0%	2	0.00
Foster Hm Retention Rate (threshold = 90)		73%	2	0.00
Foster Hm Recruitment (threshold = 100)		0%	2	0.00
Active Agency Accreditation		50%	4	2.00
Staff Clinical Licensure		0%	5	0.00
<b>Incentives Total</b>	<b>5.32</b>		<b>24</b>	<b>4.98</b>
Maximum total combined incentive credit allowed is 10 points.			<b>Incentives Awarded</b>	<b>4.98</b>

\*Performance calculation descriptions can be found in the FY 2017 RBWO PBP Measurements and Standards Guide.

**Child Protective Services Investigations and Dispositions**

The following investigations data, which is not used for scoring but is considered significant to a provider's performance, is from Georgia SHINES and is not considered final or complete until the end of the fiscal year.

Total Reports:	3
Number Screened In:	0
Number Screened Out:	3
Number Substantiated:	4
Number Unsubstantiated:	0
Number Active CPS Investigations:	-4



DHS, DFCS, Office of Provider Management  
**Performance-Based Placement Measures**  
**RBWO Provider GA+SCORECARD - CPA**



Report Quarter: Q4 FY2017

**Provider/Program Name: Meritan, Inc. d/b/a Meritan Stepping Stones - Macon (682) - CPA**

3312 Northside Drive, Macon, GA 31210

Phone: 478-474-8552

Vendor ID# 35385

**Quarterly Scores (Grades)**

Q1: 102.90 (A+)

Q2: 104.00 (A+)

Q3: 101.34 (A+)

Q4: 101.00 (A+)

**Current Quarter Score (Grade)**

**101.00%**

**(A+)**

# New Foster Homes During Quarter: 1

# Children in Care During Quarter: 49

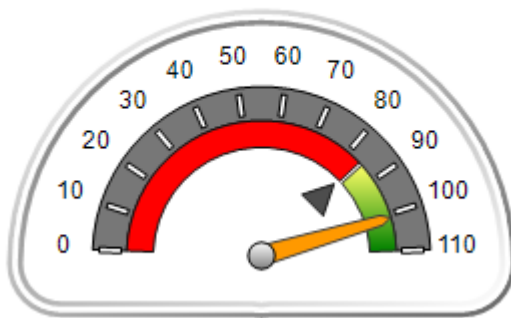
# Placements During Quarter: 49

# Children in Care On Last Day: 40

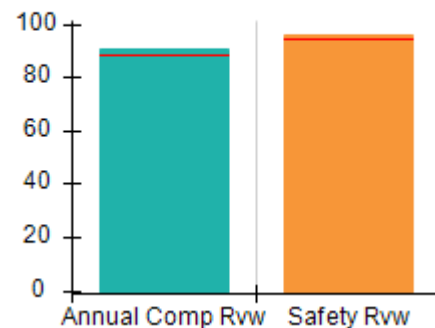
**Quarterly Provider Comparisons to All CPAs**

▼ — indicates average for all CPAs

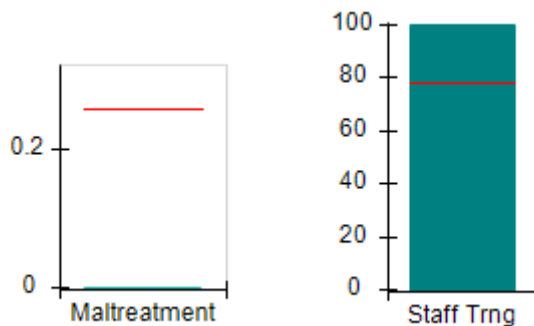
**Overall Score (%)**



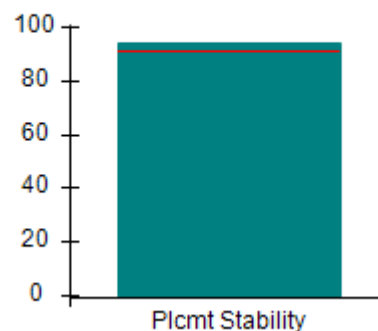
**OPM Monitoring Reviews (%)**



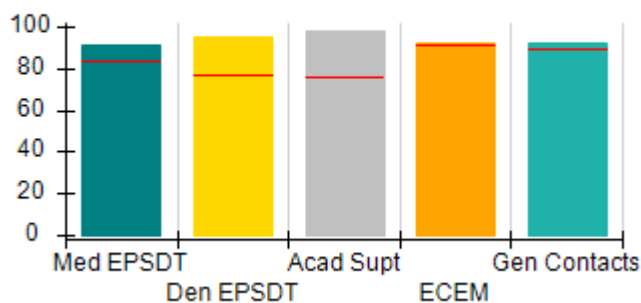
**Safety Outcomes (%)**



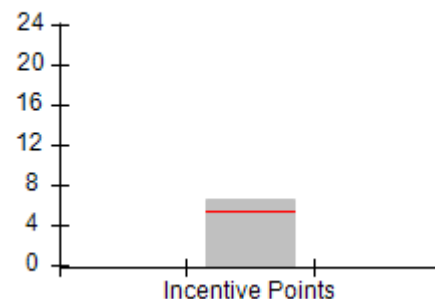
**Permanency Outcomes (%)**



**Well-Being Outcomes (%)**



**Incentives Earned (Points)**





**DHS, DFCS, Office of Provider Management**  
**Performance-Based Placement Measures**  
**RBWO Provider GA+SCORECARD - CPA**



**Report Quarter: Q4 FY2017**

**Provider/Program Name: Meritan, Inc. d/b/a Meritan Stepping Stones - Macon (682) - CPA**

<b>3312 Northside Drive, Macon, GA 31210</b>  <b>Phone: 478-474-8552</b>  <b>Vendor ID# 35385</b>	<b>Quarterly Scores (Grades)</b>		<b>Current Quarter Score (Grade)</b>
	<b>Q1: 102.90 (A+)</b>	<b>Q2: 104.00 (A+)</b>	<b>101.00%</b>
	<b>Q3: 101.34 (A+)</b>	<b>Q4: 101.00 (A+)</b>	<b>(A+)</b>

# New Foster Homes During Quarter: 1	# Children in Care During Quarter: 49	# Placements During Quarter: 49	# Children in Care On Last Day: 40
--------------------------------------	---------------------------------------	---------------------------------	------------------------------------

	<b>Avg Performance All CPAs (%)</b>	<b>Provider Performance (%)*</b>	<b>Possible Points (Weight)</b>	<b>Provider Points Earned</b>
--	-------------------------------------	----------------------------------	---------------------------------	-------------------------------

**OPM Monitoring Reviews**

Annual Comprehensive Reviews	89%	91%	25	22.71
Safety Reviews	95%	96%	15	14.37
<b>Monitoring Sub-Total</b>			<b>40</b>	<b>37.08</b>

**CPA Safety Outcomes**

Incidence of Maltreatment	0.26%	No Substantiated Reports	10	10.00
Staff Training	78%	100%	10	10.00
<b>Safety Sub-Total</b>			<b>20</b>	<b>20.00</b>

**CPA Permanency Outcomes**

Placement Stability	91%	94%	15	14.10
<b>Permanency Sub-Total</b>			<b>15</b>	<b>14.10</b>

**CPA Well-Being Outcomes**

EPSDT Medical Visits	83%	91%	4	3.64
EPSDT Dental Visits	77%	95%	4	3.80
Academic Supports	75%	98%	3	2.94
Provider ECEM Visits	91%	92%	7	6.44
Provider General Contacts	89%	92%	7	6.44
Placements with Siblings	60%	55%	Not Scored	Not Scored
Placements within Legal County	16%	33%	Not Scored	Not Scored
<b>Well-Being Sub-Total</b>			<b>25</b>	<b>23.26</b>

\*Performance calculation descriptions can be found in the FY 2017 RBWO PBP Measurements and Standards Guide.

<b>Monitoring &amp; Outcomes: Possible Points = 100</b>		<b>Points Earned: 94.44</b>	
<b>Score Before Incentives Credit</b>			<b>94.44%</b>
<b>Incentives Awarded</b>			<b>6.56 pts</b>
<b>PBP Verification</b>			<b>0.00 pts</b>
<b>Total Score</b>			<b>101.00%</b>

**Provider/Program Name: Meritan, Inc. d/b/a Meritan Stepping Stones - Macon (682) - CPA**





DHS, DFCS, Office of Provider Management  
**Performance-Based Placement Measures**  
**RBWO Provider GA+SCORECARD - CPA**



Report Quarter: Q4 FY2017

# New Foster Homes During Quarter: 1		# Children in Care During Quarter: 49	# Placements During Quarter: 49	# Children in Care On Last Day: 40
CPA Incentive Credits	Avg Performance All CPAs (%)	Provider Performance (%)*	Possible Points (Weight)	Provider Points Earned
Early EPSDT Medical Visits		50%	2	1.00
Early EPSDT Dental Visits		78%	2	1.56
Permanency Contacts		None Planned	5	
Additional Academic Supports		0%	2	0.00
Foster Hm Retention Rate (threshold = 90)		96%	2	2.00
Foster Hm Recruitment (threshold = 100)		0%	2	0.00
Active Agency Accreditation		50%	4	2.00
Staff Clinical Licensure		0%	5	0.00
<b>Incentives Total</b>	<b>5.32</b>		<b>24</b>	<b>6.56</b>
Maximum total combined incentive credit allowed is 10 points.			<b>Incentives Awarded</b>	<b>6.56</b>
*Performance calculation descriptions can be found in the FY 2017 RBWO PBP Measurements and Standards Guide.				

### Child Protective Services Investigations and Dispositions

The following investigations data, which is not used for scoring but is considered significant to a provider's performance, is from Georgia SHINES and is not considered final or complete until the end of the fiscal year.

Total Reports:	1	
Number Screened In:	1	
Number Screened Out:	0	
Number Substantiated:	0	
Number Unsubstantiated:	1	
Number Active CPS Investigations:	0	



**DHS, DFCS, Office of Provider Management**  
**Performance-Based Placement Measures**  
**RBWO Provider GA+SCORECARD - CPA**



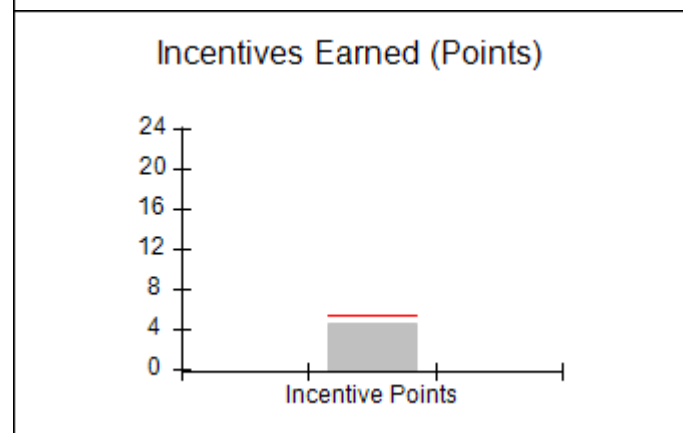
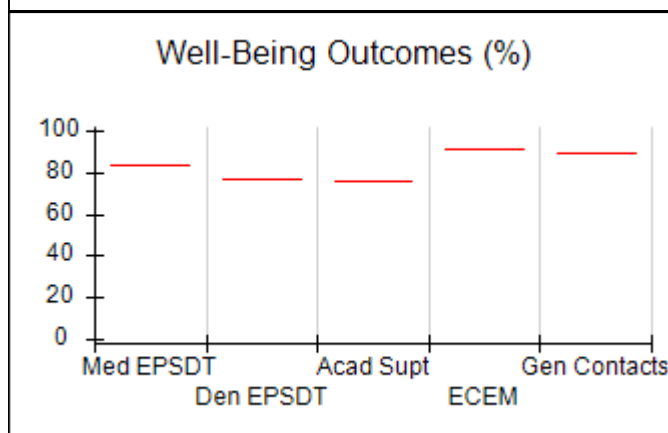
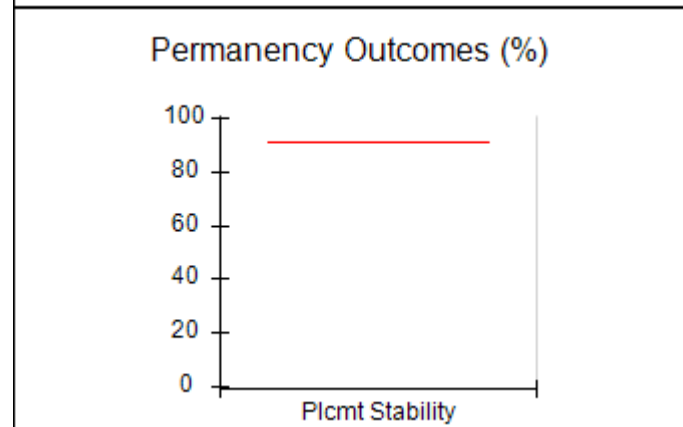
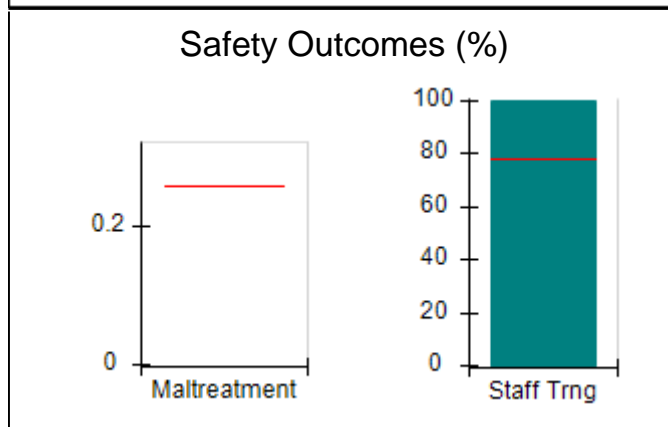
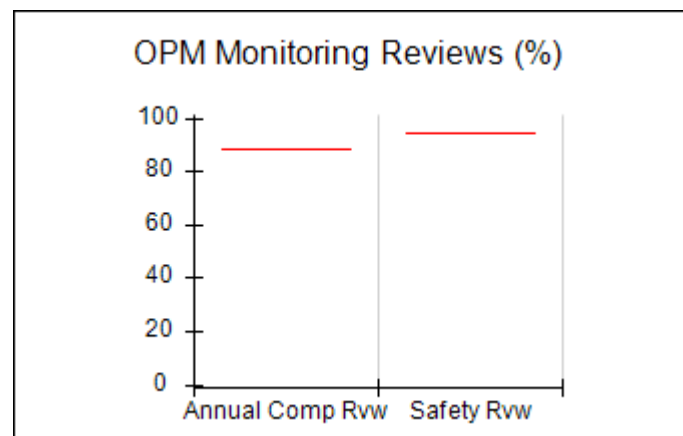
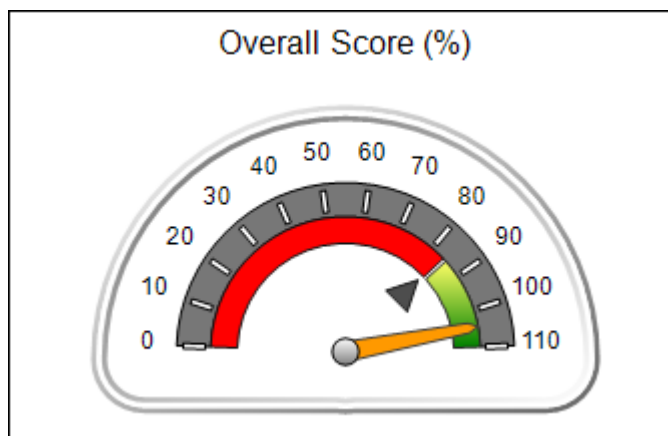
**Report Quarter: Q4 FY2017**

**Provider/Program Name: Methodist Home for Children & Youth, The - Macon - CPA**  
**Administrative Site (748) - CPA**

<b>304 Pierce Avenue, Macon, GA 31204</b>  <b>Phone: 478-751-2800</b>  <b>Vendor ID# 35464</b>	Quarterly Scores (Grades)		Current Quarter Score (Grade)
	Q1: (N/A)	Q2: (N/A)	<b>104.50%</b> <b>(A+)</b>
	Q3: (N/A)	Q4: 104.50 (A+)	
# New Foster Homes During Quarter: 3	# Children in Care During Quarter: 0	# Placements During Quarter: 0	# Children in Care On Last Day: 0

**Quarterly Provider Comparisons to All CPAs**

▼ — indicates average for all CPAs





**DHS, DFCS, Office of Provider Management**  
**Performance-Based Placement Measures**  
**RBWO Provider GA+SCORECARD - CPA**



**Report Quarter: Q4 FY2017**

**Provider/Program Name: Methodist Home for Children & Youth, The - Macon - CPA**  
**Administrative Site (748) - CPA**

<b>304 Pierce Avenue, Macon, GA 31204</b>  <b>Phone: 478-751-2800</b>  <b>Vendor ID# 35464</b>		<b>Quarterly Scores (Grades)</b>		<b>Current Quarter Score (Grade)</b>
		<b>Q1: (F)</b>	<b>Q2: (N/A)</b>	<b>104.50%</b>
		<b>Q3: (N/A)</b>	<b>Q4: 104.50 (A+)</b>	<b>(A+)</b>
# New Foster Homes During Quarter: 3		# Children in Care During Quarter: 0	# Placements During Quarter: 0	# Children in Care On Last Day: 0
	<b>Avg Performance All CPAs (%)</b>	<b>Provider Performance (%)*</b>	<b>Possible Points (Weight)</b>	<b>Provider Points Earned</b>
<b>OPM Monitoring Reviews</b>				
Annual Comprehensive Reviews	89%	Not Yet Conducted		
Safety Reviews	95%	Not Yet Conducted		
<b>Monitoring Sub-Total</b>				<b>0.00</b>
<b>CPA Safety Outcomes</b>				
Incidence of Maltreatment	0.26%	Not Eligible		
Staff Training	78%	100%	20	20.00
<b>Safety Sub-Total</b>			<b>20</b>	<b>20.00</b>
<b>CPA Permanency Outcomes</b>				
Placement Stability	91%	Not Eligible		
<b>Permanency Sub-Total</b>			<b>N/A</b>	
<b>CPA Well-Being Outcomes</b>				
EPSDT Medical Visits	83%	Not Eligible		
EPSDT Dental Visits	77%	Not Eligible		
Academic Supports	75%	Not Eligible		
Provider ECEM Visits	91%	Not Eligible		
Provider General Contacts	89%	Not Eligible		
Placements with Siblings	60%	Not Eligible	Not Scored	Not Scored
Placements within Legal County	16%	Not Eligible	Not Scored	Not Scored
<b>Well-Being Sub-Total</b>			<b>N/A</b>	

\*Performance calculation descriptions can be found in the FY 2017 RBWO PBP Measurements and Standards Guide.

<b>Monitoring &amp; Outcomes: Possible Points = 20</b>		<b>Points Earned: 20.00</b>	
<b>Score Before Incentives Credit</b>			<b>100.00%</b>
<b>Incentives Awarded</b>			<b>4.50 pts</b>
<b>PBP Verification</b>			<b>N/A pts</b>
<b>Total Score</b>			<b>104.50%</b>

**Provider/Program Name: Methodist Home for Children & Youth, The - Macon - CPA**  
**Administrative Site (748) - CPA**



**DHS, DFCS, Office of Provider Management**  
**Performance-Based Placement Measures**  
**RBWO Provider GA+SCORECARD - CPA**



**Report Quarter: Q4 FY2017**

# New Foster Homes During Quarter: 3		# Children in Care During Quarter: 0	# Placements During Quarter: 0	# Children in Care On Last Day: 0
CPA Incentive Credits	Avg Performance All CPAs (%)	Provider Performance (%)*	Possible Points (Weight)	Provider Points Earned
Early EPSDT Medical Visits		Not Eligible	2	
Early EPSDT Dental Visits		Not Eligible	2	
Permanency Contacts		None Planned	5	
Additional Academic Supports		Not Eligible	2	
Foster Hm Retention Rate (threshold = 90)		Not Eligible	2	0.00
Foster Hm Recruitment (threshold = 100)		200%	2	2.00
Active Agency Accreditation		50%	4	2.00
Staff Clinical Licensure		10%	5	0.50
<b>Incentives Total</b>	<b>5.32</b>		<b>24</b>	<b>4.50</b>
Maximum total combined incentive credit allowed is 10 points.			<b>Incentives Awarded</b>	<b>4.50</b>

\*Performance calculation descriptions can be found in the FY 2017 RBWO PBP Measurements and Standards Guide.

### Child Protective Services Investigations and Dispositions

The following investigations data, which is not used for scoring but is considered significant to a provider's performance, is from Georgia SHINES and is not considered final or complete until the end of the fiscal year.

Total Reports:	0
Number Screened In:	0
Number Screened Out:	0
Number Substantiated:	0
Number Unsubstantiated:	0
Number Active CPS Investigations:	0



**DHS, DFCS, Office of Provider Management**  
**Performance-Based Placement Measures**  
**RBWO Provider GA+SCORECARD - CPA**



**Report Quarter: Q4 FY2017**

**Provider/Program Name: Methodist Home for Children & Youth, The - St. Marys Region (942) - CPA**

**201 King's Bay Road, St. Marys, GA 31588**

**Phone: 912 882-7770**

**Vendor ID# 35460**

**Quarterly Scores (Grades)**

**Q1: 42.86 (F)**

**Q2: 42.86 (F)**

**Q3: 102.00 (A+)**

**Q4: 102.00 (A+)**

**Current Quarter Score (Grade)**

**102.00%**

**(A+)**

# New Foster Homes During Quarter: 0

# Children in Care During Quarter: 0

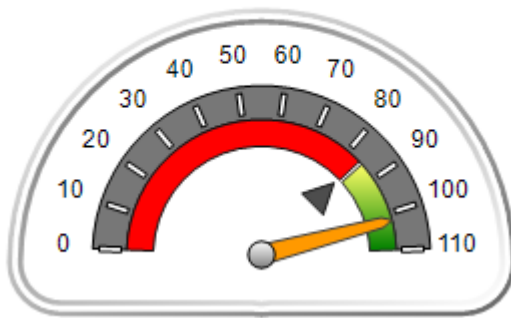
# Placements During Quarter: 0

# Children in Care On Last Day: 0

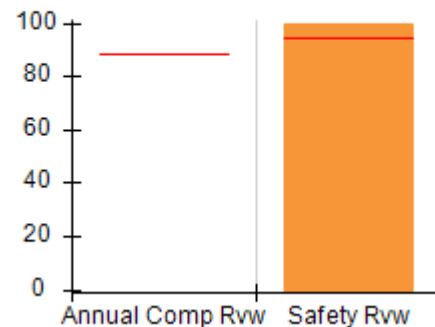
**Quarterly Provider Comparisons to All CPAs**

▼ — indicates average for all CPAs

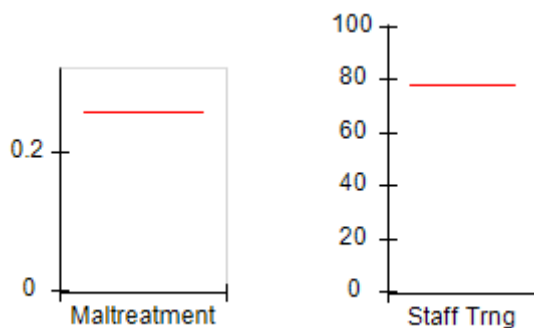
**Overall Score (%)**



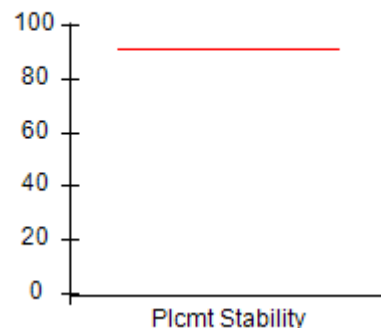
**OPM Monitoring Reviews (%)**



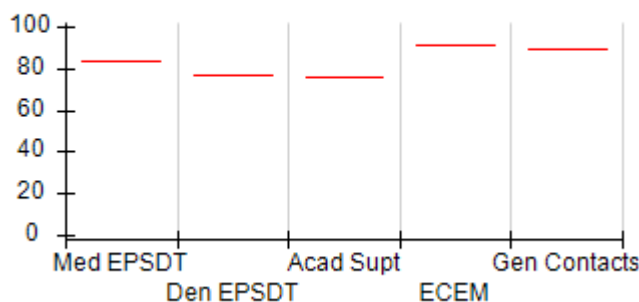
**Safety Outcomes (%)**



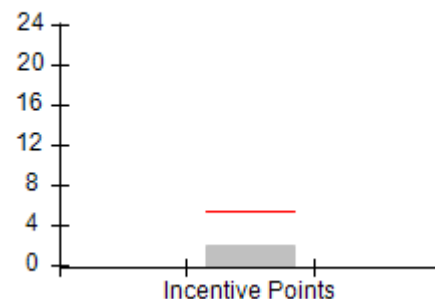
**Permanency Outcomes (%)**



**Well-Being Outcomes (%)**



**Incentives Earned (Points)**





**DHS, DFCS, Office of Provider Management**  
**Performance-Based Placement Measures**  
**RBWO Provider GA+SCORECARD - CPA**



**Report Quarter: Q4 FY2017**

**Provider/Program Name: Methodist Home for Children & Youth, The - St. Marys Region (942) - CPA**

201 King's Bay Road, St. Marys, GA 31588		Quarterly Scores (Grades)		Current Quarter Score (Grade)
Phone: 912 882-7770		Q1: 42.86 (F)	Q2: 42.86 (F)	102.00%
Vendor ID# 35460		Q3: 102.00 (A+)	Q4: 102.00 (A+)	(A+)
# New Foster Homes During Quarter: 0		# Children in Care During Quarter: 0	# Placements During Quarter: 0	# Children in Care On Last Day: 0
	Avg Performance All CPAs (%)	Provider Performance (%)*	Possible Points (Weight)	Provider Points Earned
<b>OPM Monitoring Reviews</b>				
Annual Comprehensive Reviews	89%	Not Yet Conducted		
Safety Reviews	95%	100%	15	15.00
<b>Monitoring Sub-Total</b>			<b>15</b>	<b>15.00</b>
<b>CPA Safety Outcomes</b>				
Incidence of Maltreatment	0.26%	Not Eligible		
Staff Training	78%	Not Eligible		
<b>Safety Sub-Total</b>			<b>N/A</b>	
<b>CPA Permanency Outcomes</b>				
Placement Stability	91%	Not Eligible		
<b>Permanency Sub-Total</b>			<b>N/A</b>	
<b>CPA Well-Being Outcomes</b>				
EPSDT Medical Visits	83%	Not Eligible		
EPSDT Dental Visits	77%	Not Eligible		
Academic Supports	75%	Not Eligible		
Provider ECEM Visits	91%	Not Eligible		
Provider General Contacts	89%	Not Eligible		
Placements with Siblings	60%	Not Eligible	Not Scored	Not Scored
Placements within Legal County	16%	Not Eligible	Not Scored	Not Scored
<b>Well-Being Sub-Total</b>			<b>N/A</b>	

\*Performance calculation descriptions can be found in the FY 2017 RBWO PBP Measurements and Standards Guide.

<b>Monitoring &amp; Outcomes: Possible Points = 15</b>		<b>Points Earned: 15.00</b>	
<b>Score Before Incentives Credit</b>			<b>100.00%</b>
<b>Incentives Awarded</b>			<b>2.00 pts</b>
<b>PBP Verification</b>			<b>N/A pts</b>
<b>Total Score</b>			<b>102.00%</b>

**Provider/Program Name: Methodist Home for Children & Youth, The - St. Marys Region (942) - CPA**



**DHS, DFCS, Office of Provider Management**  
**Performance-Based Placement Measures**  
**RBWO Provider GA+SCORECARD - CPA**



**Report Quarter: Q4 FY2017**

# New Foster Homes During Quarter: 0		# Children in Care During Quarter: 0	# Placements During Quarter: 0	# Children in Care On Last Day: 0
CPA Incentive Credits	Avg Performance All CPAs (%)	Provider Performance (%)*	Possible Points (Weight)	Provider Points Earned
Early EPSDT Medical Visits		Not Eligible	2	
Early EPSDT Dental Visits		Not Eligible	2	
Permanency Contacts		None Planned	5	
Additional Academic Supports		Not Eligible	2	
Foster Hm Retention Rate (threshold = 90)		Not Eligible	2	0.00
Foster Hm Recruitment (threshold = 100)		0%	2	0.00
Active Agency Accreditation		50%	4	2.00
Staff Clinical Licensure		0%	5	0.00
<b>Incentives Total</b>	<b>5.32</b>		<b>24</b>	<b>2.00</b>
Maximum total combined incentive credit allowed is 10 points.			<b>Incentives Awarded</b>	<b>2.00</b>

\*Performance calculation descriptions can be found in the FY 2017 RBWO PBP Measurements and Standards Guide.

### Child Protective Services Investigations and Dispositions

The following investigations data, which is not used for scoring but is considered significant to a provider's performance, is from Georgia SHINES and is not considered final or complete until the end of the fiscal year.

Total Reports:	0
Number Screened In:	0
Number Screened Out:	0
Number Substantiated:	0
Number Unsubstantiated:	0
Number Active CPS Investigations:	0



**DHS, DFCS, Office of Provider Management**  
**Performance-Based Placement Measures**  
**RBWO Provider GA+SCORECARD - CPA**



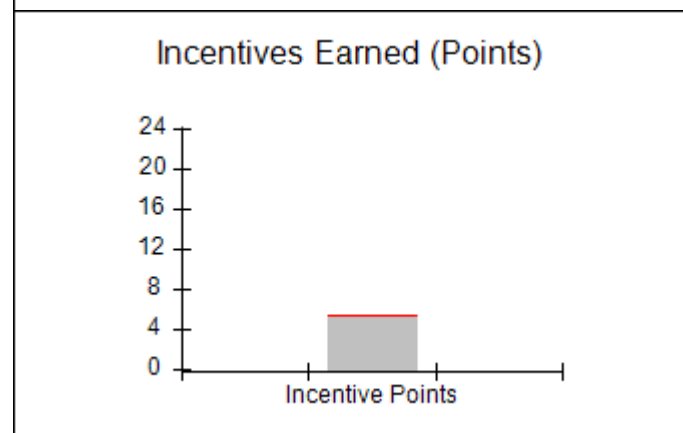
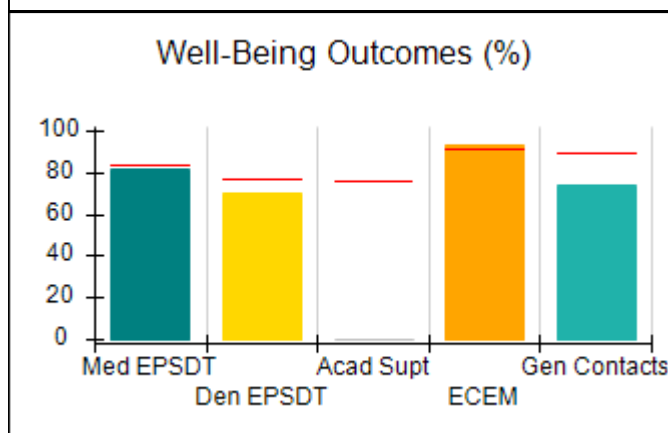
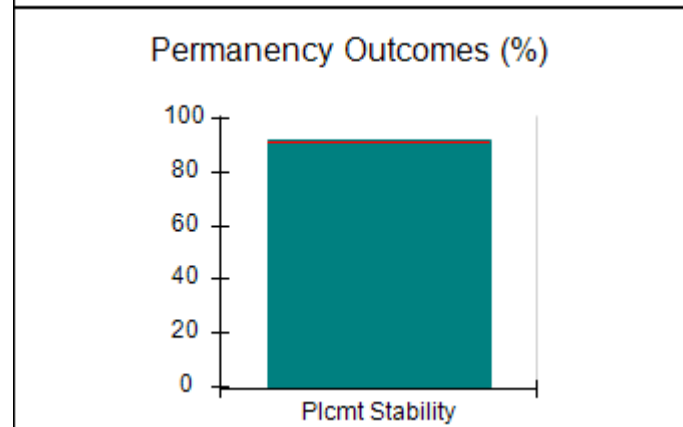
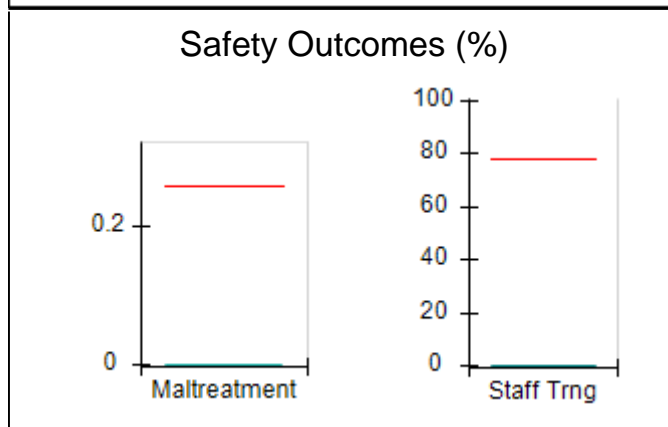
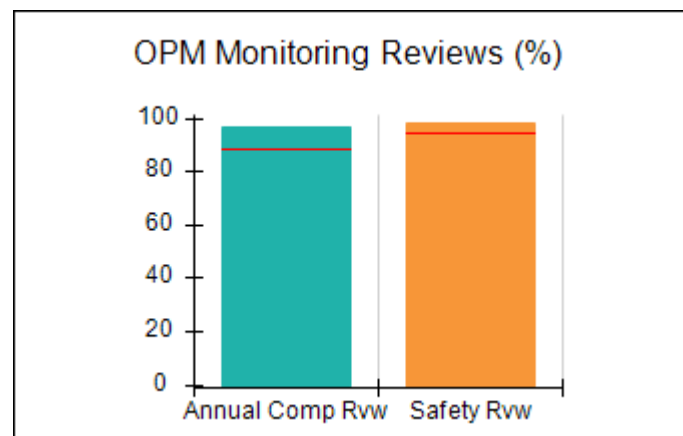
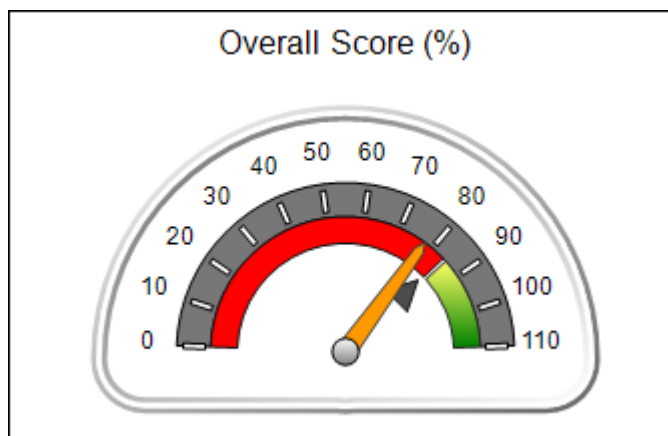
**Report Quarter: Q4 FY2017**

**Provider/Program Name: Morningstar Children and Family Services - Foster Care Services - Brunswick (765) - CPA**

<b>1 Youth Estate Drive, Brunswick, GA 31525</b>  <b>Phone: 912-267-3701</b>  <b>Vendor ID# 53071</b>	Quarterly Scores (Grades)		Current Quarter Score (Grade)
	Q1: 93.68 (A-)	Q2: 93.36 (A-)	<b>77.60%</b> <b>(C+)</b>
	Q3: 92.30 (A-)	Q4: 77.60 (C+)	
# New Foster Homes During Quarter: 0	# Children in Care During Quarter: 13	# Placements During Quarter: 13	# Children in Care On Last Day: 9

**Quarterly Provider Comparisons to All CPAs**

▼ — indicates average for all CPAs







**DHS, DFCS, Office of Provider Management**  
**Performance-Based Placement Measures**  
**RBWO Provider GA+SCORECARD - CPA**



**Report Quarter: Q4 FY2017**

**Provider/Program Name: Morningstar Children and Family Services - Foster Care Services - Brunswick (765) - CPA**

1 Youth Estate Drive, Brunswick, GA 31525		<b>Quarterly Scores (Grades)</b>		<b>Current Quarter Score (Grade)</b>
Phone: 912-267-3701		Q1: 93.68 (A-)	Q2: 93.36 (A-)	<b>77.60%</b>
Vendor ID# 53071		Q3: 92.30 (A-)	Q4: 77.60 (C+)	<b>(C+)</b>
# New Foster Homes During Quarter: 0		# Children in Care During Quarter: 13	# Placements During Quarter: 13	# Children in Care On Last Day: 9
	<b>Avg Performance All CPAs (%)</b>	<b>Provider Performance (%)*</b>	<b>Possible Points (Weight)</b>	<b>Provider Points Earned</b>
<b>OPM Monitoring Reviews</b>				
Annual Comprehensive Reviews	89%	96%	25	24.10
Safety Reviews	95%	98%	15	14.67
<b>Monitoring Sub-Total</b>			<b>40</b>	<b>38.77</b>
<b>CPA Safety Outcomes</b>				
Incidence of Maltreatment	0.26%	No Substantiated Reports	10	10.00
Staff Training	78%	0%	10	0.00
<b>Safety Sub-Total</b>			<b>20</b>	<b>10.00</b>
<b>CPA Permanency Outcomes</b>				
Placement Stability	91%	92%	15	13.80
<b>Permanency Sub-Total</b>			<b>15</b>	<b>13.80</b>
<b>CPA Well-Being Outcomes</b>				
EPSDT Medical Visits	83%	82%	4	3.28
EPSDT Dental Visits	77%	70%	4	2.80
Academic Supports	75%	0%	3	0.00
Provider ECEM Visits	91%	93%	7	6.51
Provider General Contacts	89%	74%	7	5.18
Placements with Siblings	60%	81%	Not Scored	Not Scored
Placements within Legal County	16%	0%	Not Scored	Not Scored
<b>Well-Being Sub-Total</b>			<b>25</b>	<b>17.77</b>

\*Performance calculation descriptions can be found in the FY 2017 RBWO PBP Measurements and Standards Guide.

<b>Monitoring &amp; Outcomes: Possible Points = 100</b>		<b>Points Earned: 80.34</b>	
<b>Score Before Incentives Credit</b>			<b>80.34%</b>
<b>Incentives Awarded</b>			<b>5.16 pts</b>
<b>PBP Verification</b>			<b>-7.90 pts</b>
<b>Total Score</b>			<b>77.60%</b>



**DHS, DFCS, Office of Provider Management**  
**Performance-Based Placement Measures**  
**RBWO Provider GA+SCORECARD - CPA**



**Report Quarter: Q4 FY2017**

**Provider/Program Name: Morningstar Children and Family Services - Foster Care Services - Brunswick (765) - CPA**

# New Foster Homes During Quarter: 0		# Children in Care During Quarter: 13	# Placements During Quarter: 13	# Children in Care On Last Day: 9
CPA Incentive Credits	Avg Performance All CPAs (%)	Provider Performance (%)*	Possible Points (Weight)	Provider Points Earned
Early EPSDT Medical Visits		33%	2	0.66
Early EPSDT Dental Visits		25%	2	0.50
Permanency Contacts		0%	5	0.00
Additional Academic Supports		0%	2	0.00
Foster Hm Retention Rate (threshold = 90)		100%	2	2.00
Foster Hm Recruitment (threshold = 100)		0%	2	0.00
Active Agency Accreditation		50%	4	2.00
Staff Clinical Licensure		0%	5	0.00
<b>Incentives Total</b>	<b>5.32</b>		<b>24</b>	<b>5.16</b>
Maximum total combined incentive credit allowed is 10 points.			<b>Incentives Awarded</b>	<b>5.16</b>

\*Performance calculation descriptions can be found in the FY 2017 RBWO PBP Measurements and Standards Guide.

**Child Protective Services Investigations and Dispositions**

The following investigations data, which is not used for scoring but is considered significant to a provider's performance, is from Georgia SHINES and is not considered final or complete until the end of the fiscal year.

Total Reports:	0
Number Screened In:	0
Number Screened Out:	0
Number Substantiated:	0
Number Unsubstantiated:	0
Number Active CPS Investigations:	0



DHS, DFCS, Office of Provider Management  
**Performance-Based Placement Measures**  
**RBWO Provider GA+SCORECARD - CPA**



Report Quarter: Q4 FY2017

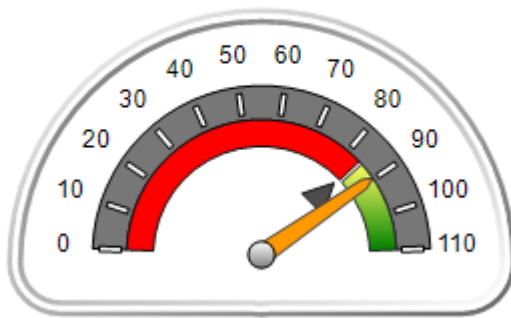
**Provider/Program Name: Murphy-Harpst Children's Centers - Murphy-Harpst CPA (769) - CPA**

<b>740 Fletcher St., Cedartown, GA 30125</b>  <b>Phone: 770-748-1500</b>  <b>Vendor ID# 35485</b>	Quarterly Scores (Grades)		Current Quarter Score (Grade)
	Q1: 100.63 (A+)	Q2: 100.39 (A+)	<b>89.68%</b> <b>(B+)</b>
	Q3: 104.11 (A+)	Q4: 89.68 (B+)	
# New Foster Homes During Quarter: 1	# Children in Care During Quarter: 39	# Placements During Quarter: 40	# Children in Care On Last Day: 34

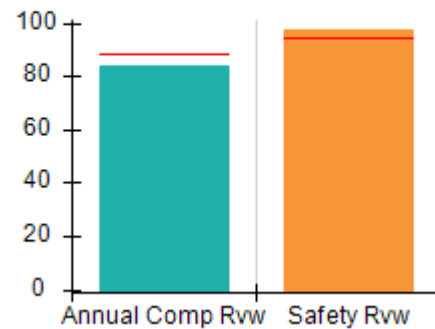
**Quarterly Provider Comparisons to All CPAs**

▼ — indicates average for all CPAs

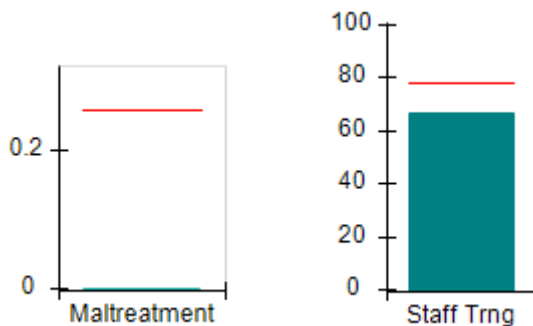
Overall Score (%)



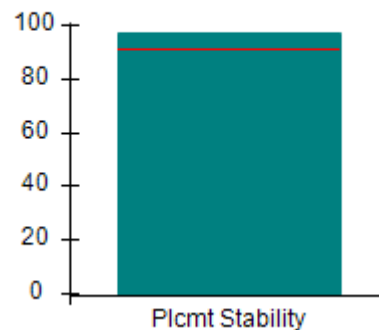
OPM Monitoring Reviews (%)



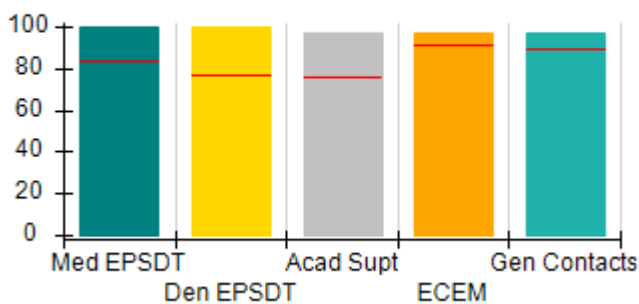
Safety Outcomes (%)



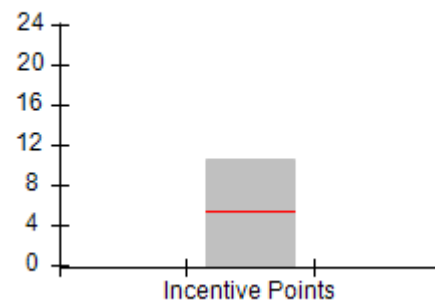
Permanency Outcomes (%)



Well-Being Outcomes (%)



Incentives Earned (Points)





**DHS, DFCS, Office of Provider Management**  
**Performance-Based Placement Measures**  
**RBWO Provider GA+SCORECARD - CPA**



**Report Quarter: Q4 FY2017**

**Provider/Program Name: Murphy-Harpst Children's Centers - Murphy-Harpst CPA (769) - CPA**

<b>740 Fletcher St., Cedartown, GA 30125</b>  <b>Phone: 770-748-1500</b>  <b>Vendor ID# 35485</b>	<b>Quarterly Scores (Grades)</b>		<b>Current Quarter Score (Grade)</b>
	<b>Q1: 100.63 (A+)</b>	<b>Q2: 100.39 (A+)</b>	<b>89.68%</b>
	<b>Q3: 104.11 (A+)</b>	<b>Q4: 89.68 (B+)</b>	<b>(B+)</b>

# New Foster Homes During Quarter: 1	# Children in Care During Quarter: 39	# Placements During Quarter: 40	# Children in Care On Last Day: 34
--------------------------------------	---------------------------------------	---------------------------------	------------------------------------

	<b>Avg Performance All CPAs (%)</b>	<b>Provider Performance (%)*</b>	<b>Possible Points (Weight)</b>	<b>Provider Points Earned</b>
--	-------------------------------------	----------------------------------	---------------------------------	-------------------------------

**OPM Monitoring Reviews**

Annual Comprehensive Reviews	89%	84%	25	21.00
Safety Reviews	95%	98%	15	14.65
<b>Monitoring Sub-Total</b>			<b>40</b>	<b>35.64</b>

**CPA Safety Outcomes**

Incidence of Maltreatment	0.26%	No Substantiated Reports	10	10.00
Staff Training	78%	67%	10	6.70
<b>Safety Sub-Total</b>			<b>20</b>	<b>16.70</b>

**CPA Permanency Outcomes**

Placement Stability	91%	97%	15	14.55
<b>Permanency Sub-Total</b>			<b>15</b>	<b>14.55</b>

**CPA Well-Being Outcomes**

EPSDT Medical Visits	83%	100%	4	4.00
EPSDT Dental Visits	77%	100%	4	4.00
Academic Supports	75%	97%	3	2.91
Provider ECEM Visits	91%	97%	7	6.79
Provider General Contacts	89%	97%	7	6.79
Placements with Siblings	60%	92%	Not Scored	Not Scored
Placements within Legal County	16%	0%	Not Scored	Not Scored
<b>Well-Being Sub-Total</b>			<b>25</b>	<b>24.49</b>

\*Performance calculation descriptions can be found in the FY 2017 RBWO PBP Measurements and Standards Guide.

<b>Monitoring &amp; Outcomes: Possible Points = 100</b>		<b>Points Earned: 91.38</b>	
<b>Score Before Incentives Credit</b>			<b>91.38%</b>
<b>Incentives Awarded</b>			<b>10.00 pts</b>
<b>PBP Verification</b>			<b>-11.70 pts</b>
<b>Total Score</b>			<b>89.68%</b>



DHS, DFCS, Office of Provider Management  
**Performance-Based Placement Measures**  
**RBWO Provider GA+SCORECARD - CPA**



Report Quarter: Q4 FY2017

**Provider/Program Name: Murphy-Harpst Children's Centers - Murphy-Harpst CPA (769) - CPA**

# New Foster Homes During Quarter: 1		# Children in Care During Quarter: 39	# Placements During Quarter: 40	# Children in Care On Last Day: 34
CPA Incentive Credits	Avg Performance All CPAs (%)	Provider Performance (%)*	Possible Points (Weight)	Provider Points Earned
Early EPSDT Medical Visits		100%	2	2.00
Early EPSDT Dental Visits		100%	2	2.00
Permanency Contacts		None Planned	5	
Additional Academic Supports		30%	2	0.60
Foster Hm Retention Rate (threshold = 90)		92%	2	2.00
Foster Hm Recruitment (threshold = 100)		100%	2	2.00
Active Agency Accreditation		50%	4	2.00
Staff Clinical Licensure		0%	5	0.00
<b>Incentives Total</b>	<b>5.32</b>		<b>24</b>	<b>10.60</b>
Maximum total combined incentive credit allowed is 10 points.			<b>Incentives Awarded</b>	<b>10.00</b>

\*Performance calculation descriptions can be found in the FY 2017 RBWO PBP Measurements and Standards Guide.

**Child Protective Services Investigations and Dispositions**

The following investigations data, which is not used for scoring but is considered significant to a provider's performance, is from Georgia SHINES and is not considered final or complete until the end of the fiscal year.

Total Reports:	0
Number Screened In:	0
Number Screened Out:	0
Number Substantiated:	0
Number Unsubstantiated:	0
Number Active CPS Investigations:	0



**DHS, DFCS, Office of Provider Management**  
**Performance-Based Placement Measures**  
**RBWO Provider GA+SCORECARD - CPA**



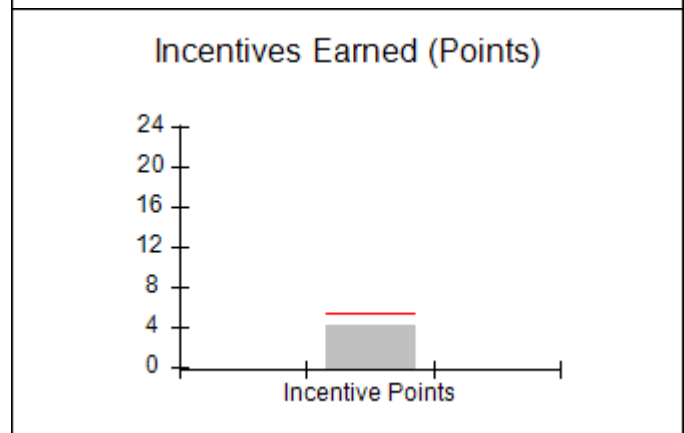
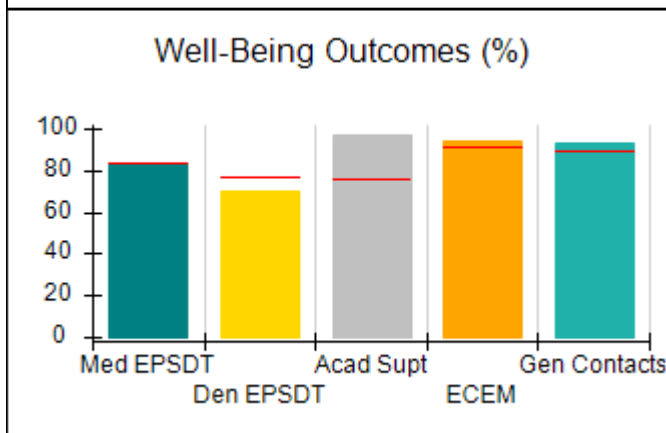
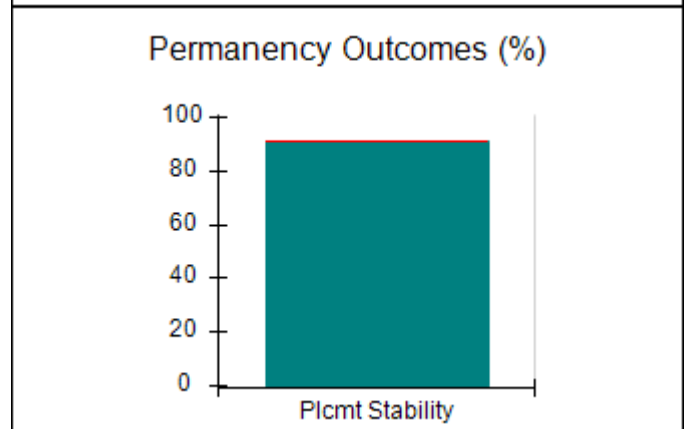
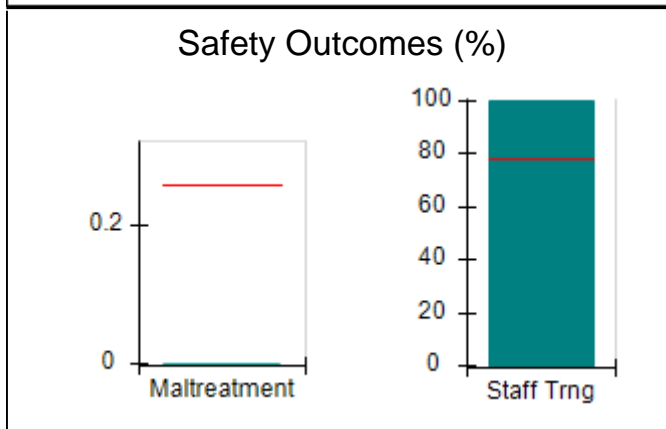
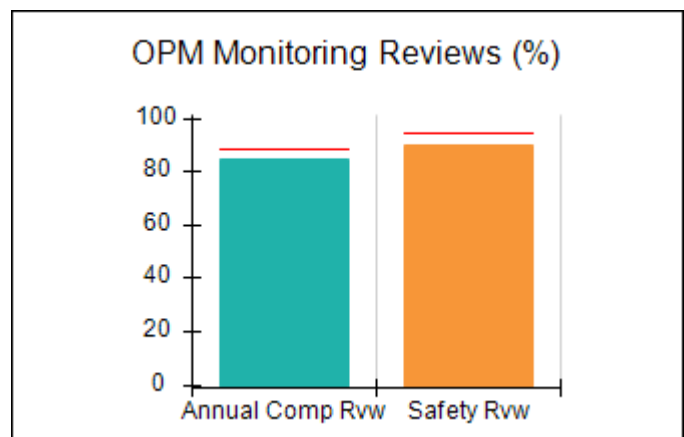
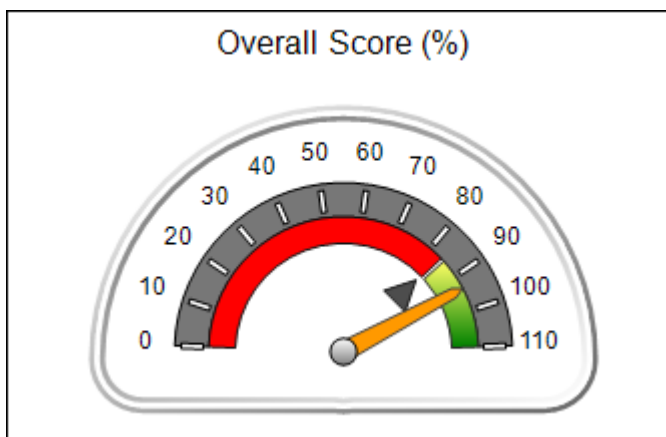
**Report Quarter: Q4 FY2017**

**Provider/Program Name: National Youth Advocate Program - Augusta (683) - CPA**

<b>231 Fury's Ferry Rd., Augusta, GA 30901</b>  <b>Phone: 706-724-4387</b>  <b>Vendor ID# 35387</b>	Quarterly Scores (Grades)		Current Quarter Score (Grade)
	<b>Q1: 94.82 (A)</b>	<b>Q2: 91.42 (A-)</b>	<b>93.80%</b> <b>(A-)</b>
	<b>Q3: 94.88 (A)</b>	<b>Q4: 93.80 (A-)</b>	
# New Foster Homes During Quarter: 2	# Children in Care During Quarter: 82	# Placements During Quarter: 83	# Children in Care On Last Day: 62

**Quarterly Provider Comparisons to All CPAs**

▼ — indicates average for all CPAs





**DHS, DFCS, Office of Provider Management**  
**Performance-Based Placement Measures**  
**RBWO Provider GA+SCORECARD - CPA**



**Report Quarter: Q4 FY2017**

**Provider/Program Name: National Youth Advocate Program - Augusta (683) - CPA**

<b>231 Fury's Ferry Rd., Augusta, GA 30901</b>  <b>Phone: 706-724-4387</b>  <b>Vendor ID# 35387</b>		<b>Quarterly Scores (Grades)</b>		<b>Current Quarter Score (Grade)</b>
		<b>Q1: 94.82 (A)</b>	<b>Q2: 91.42 (A-)</b>	<b>93.80%</b>
		<b>Q3: 94.88 (A)</b>	<b>Q4: 93.80 (A-)</b>	<b>(A-)</b>
# New Foster Homes During Quarter: 2		# Children in Care During Quarter: 82	# Placements During Quarter: 83	# Children in Care On Last Day: 62
	<b>Avg Performance All CPAs (%)</b>	<b>Provider Performance (%)*</b>	<b>Possible Points (Weight)</b>	<b>Provider Points Earned</b>
<b>OPM Monitoring Reviews</b>				
Annual Comprehensive Reviews	89%	85%	25	21.18
Safety Reviews	95%	90%	15	13.47
<b>Monitoring Sub-Total</b>			<b>40</b>	<b>34.65</b>
<b>CPA Safety Outcomes</b>				
Incidence of Maltreatment	0.26%	No Substantiated Reports	10	10.00
Staff Training	78%	100%	10	10.00
<b>Safety Sub-Total</b>			<b>20</b>	<b>20.00</b>
<b>CPA Permanency Outcomes</b>				
Placement Stability	91%	91%	15	13.65
<b>Permanency Sub-Total</b>			<b>15</b>	<b>13.65</b>
<b>CPA Well-Being Outcomes</b>				
EPSDT Medical Visits	83%	83%	4	3.32
EPSDT Dental Visits	77%	70%	4	2.80
Academic Supports	75%	97%	3	2.91
Provider ECEM Visits	91%	94%	7	6.58
Provider General Contacts	89%	93%	7	6.51
Placements with Siblings	60%	65%	Not Scored	Not Scored
Placements within Legal County	16%	12%	Not Scored	Not Scored
<b>Well-Being Sub-Total</b>			<b>25</b>	<b>22.12</b>

\*Performance calculation descriptions can be found in the FY 2017 RBWO PBP Measurements and Standards Guide.

<b>Monitoring &amp; Outcomes: Possible Points = 100</b>		<b>Points Earned: 90.42</b>	
<b>Score Before Incentives Credit</b>			<b>90.42%</b>
<b>Incentives Awarded</b>			<b>4.04 pts</b>
<b>PBP Verification</b>			<b>-0.66 pts</b>
<b>Total Score</b>			<b>93.80%</b>

**Provider/Program Name: National Youth Advocate Program - Augusta (683) - CPA**



**DHS, DFCS, Office of Provider Management**  
**Performance-Based Placement Measures**  
**RBWO Provider GA+SCORECARD - CPA**



**Report Quarter: Q4 FY2017**

# New Foster Homes During Quarter: 2		# Children in Care During Quarter: 82	# Placements During Quarter: 83	# Children in Care On Last Day: 62
<b>CPA Incentive Credits</b>	<b>Avg Performance All CPAs (%)</b>	<b>Provider Performance (%)*</b>	<b>Possible Points (Weight)</b>	<b>Provider Points Earned</b>
Early EPSDT Medical Visits		40%	2	0.80
Early EPSDT Dental Visits		47%	2	0.94
Permanency Contacts		0%	5	0.00
Additional Academic Supports		15%	2	0.30
Foster Hm Retention Rate (threshold = 90)		87%	2	0.00
Foster Hm Recruitment (threshold = 100)		75%	2	0.00
Active Agency Accreditation		50%	4	2.00
Staff Clinical Licensure		0%	5	0.00
<b>Incentives Total</b>	<b>5.32</b>		<b>24</b>	<b>4.04</b>
Maximum total combined incentive credit allowed is 10 points.			<b>Incentives Awarded</b>	<b>4.04</b>
*Performance calculation descriptions can be found in the FY 2017 RBWO PBP Measurements and Standards Guide.				

### Child Protective Services Investigations and Dispositions

The following investigations data, which is not used for scoring but is considered significant to a provider's performance, is from Georgia SHINES and is not considered final or complete until the end of the fiscal year.

Total Reports:	2
Number Screened In:	2
Number Screened Out:	0
Number Substantiated:	0
Number Unsubstantiated:	0
Number Active CPS Investigations:	2





**DHS, DFCS, Office of Provider Management**  
**Performance-Based Placement Measures**  
**RBWO Provider GA+SCORECARD - CPA**

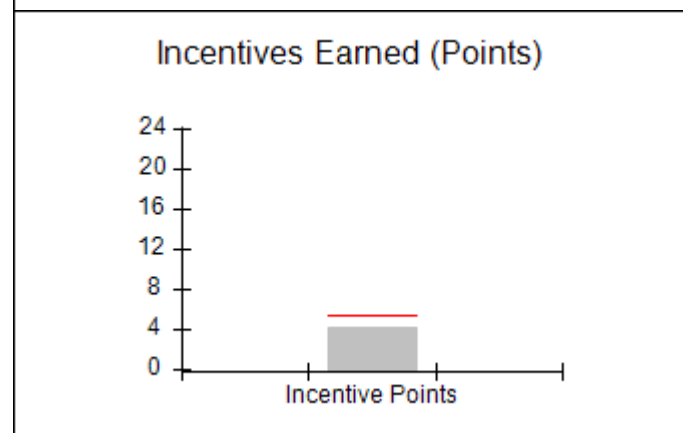
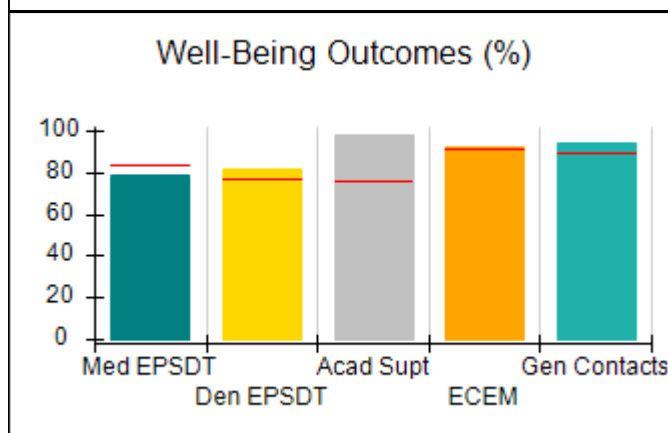
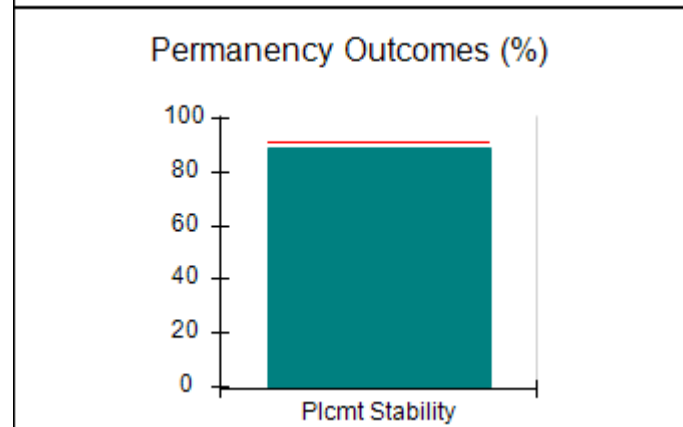
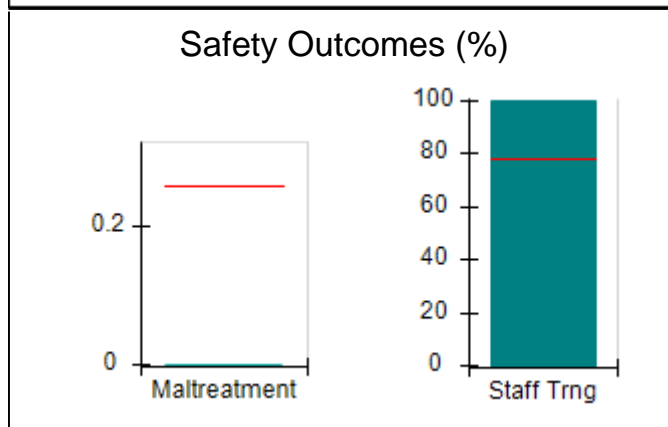
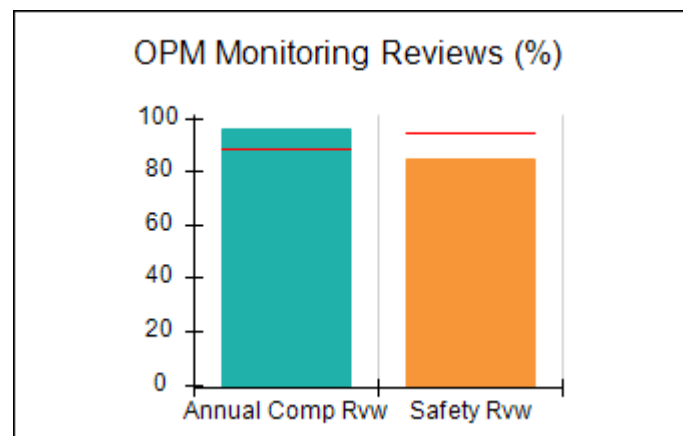
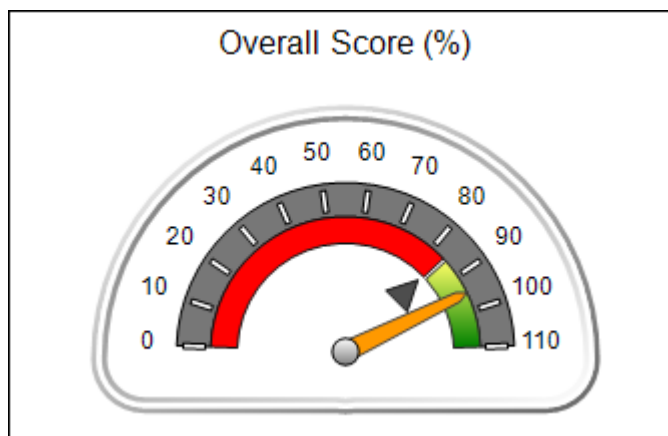


**Report Quarter: Q4 FY2017**

**Provider/Program Name: National Youth Advocate Program - East Point/Decatur (4389) - CPA**

<b>315 W. Ponce de Leon Ave., Decatur, GA 30030</b>  <b>Phone: (404) 761-7997</b>  <b>Vendor ID# 84761</b>	Quarterly Scores (Grades)		Current Quarter Score (Grade)
	Q1: 96.86 (A)	Q2: 93.14 (A-)	<b>95.08%</b>  <b>(A)</b>
	Q3: 99.20 (A+)	Q4: 95.08 (A)	
# New Foster Homes During Quarter: 2	# Children in Care During Quarter: 90	# Placements During Quarter: 93	# Children in Care On Last Day: 66
<b>Quarterly Provider Comparisons to All CPAs</b>			

▼ — indicates average for all CPAs





**DHS, DFCS, Office of Provider Management**  
**Performance-Based Placement Measures**  
**RBWO Provider GA+SCORECARD - CPA**



**Report Quarter: Q4 FY2017**

**Provider/Program Name: National Youth Advocate Program - East Point/Decatur (4389) - CPA**

<b>315 W. Ponce de Leon Ave., Decatur, GA 30030</b>  <b>Phone: (404) 761-7997</b>  <b>Vendor ID# 84761</b>	<b>Quarterly Scores (Grades)</b>		<b>Current Quarter Score (Grade)</b>
	<b>Q1: 96.86 (A)</b>	<b>Q2: 93.14 (A-)</b>	<b>95.08%</b>
	<b>Q3: 99.20 (A+)</b>	<b>Q4: 95.08 (A)</b>	<b>(A)</b>

# New Foster Homes During Quarter: 2	# Children in Care During Quarter: 90	# Placements During Quarter: 93	# Children in Care On Last Day: 66
--------------------------------------	---------------------------------------	---------------------------------	------------------------------------

	<b>Avg Performance All CPAs (%)</b>	<b>Provider Performance (%)*</b>	<b>Possible Points (Weight)</b>	<b>Provider Points Earned</b>
--	-------------------------------------	----------------------------------	---------------------------------	-------------------------------

**OPM Monitoring Reviews**

Annual Comprehensive Reviews	89%	96%	25	23.90
Safety Reviews	95%	84%	15	12.66
<b>Monitoring Sub-Total</b>			<b>40</b>	<b>36.56</b>

**CPA Safety Outcomes**

Incidence of Maltreatment	0.26%	No Substantiated Reports	10	10.00
Staff Training	78%	100%	10	10.00
<b>Safety Sub-Total</b>			<b>20</b>	<b>20.00</b>

**CPA Permanency Outcomes**

Placement Stability	91%	89%	15	13.35
<b>Permanency Sub-Total</b>			<b>15</b>	<b>13.35</b>

**CPA Well-Being Outcomes**

EPSDT Medical Visits	83%	79%	4	3.16
EPSDT Dental Visits	77%	82%	4	3.28
Academic Supports	75%	98%	3	2.94
Provider ECEM Visits	91%	92%	7	6.44
Provider General Contacts	89%	94%	7	6.58
Placements with Siblings	60%	66%	Not Scored	Not Scored
Placements within Legal County	16%	5%	Not Scored	Not Scored
<b>Well-Being Sub-Total</b>			<b>25</b>	<b>22.40</b>

\*Performance calculation descriptions can be found in the FY 2017 RBWO PBP Measurements and Standards Guide.

<b>Monitoring &amp; Outcomes: Possible Points = 100</b>	<b>Points Earned: 92.31</b>
<b>Score Before Incentives Credit</b>	<b>92.31%</b>
<b>Incentives Awarded</b>	<b>4.10 pts</b>
<b>PBP Verification</b>	<b>-1.33 pts</b>
<b>Total Score</b>	<b>95.08%</b>



**DHS, DFCS, Office of Provider Management**  
**Performance-Based Placement Measures**  
**RBWO Provider GA+SCORECARD - CPA**



**Report Quarter: Q4 FY2017**

**Provider/Program Name: National Youth Advocate Program - East Point/Decatur (4389) - CPA**

# New Foster Homes During Quarter: 2		# Children in Care During Quarter: 90	# Placements During Quarter: 93	# Children in Care On Last Day: 66
CPA Incentive Credits	Avg Performance All CPAs (%)	Provider Performance (%)*	Possible Points (Weight)	Provider Points Earned
Early EPSDT Medical Visits		32%	2	0.64
Early EPSDT Dental Visits		48%	2	0.96
Permanency Contacts		0%	5	0.00
Additional Academic Supports		0%	2	0.00
Foster Hm Retention Rate (threshold = 90)		86%	2	0.00
Foster Hm Recruitment (threshold = 100)		50%	2	0.00
Active Agency Accreditation		50%	4	2.00
Staff Clinical Licensure		10%	5	0.50
<b>Incentives Total</b>	<b>5.32</b>		<b>24</b>	<b>4.10</b>
Maximum total combined incentive credit allowed is 10 points.			<b>Incentives Awarded</b>	<b>4.10</b>

\*Performance calculation descriptions can be found in the FY 2017 RBWO PBP Measurements and Standards Guide.

**Child Protective Services Investigations and Dispositions**

The following investigations data, which is not used for scoring but is considered significant to a provider's performance, is from Georgia SHINES and is not considered final or complete until the end of the fiscal year.

Total Reports:	10
Number Screened In:	5
Number Screened Out:	5
Number Substantiated:	0
Number Unsubstantiated:	4
Number Active CPS Investigations:	1



DHS, DFCS, Office of Provider Management  
**Performance-Based Placement Measures**  
**RBWO Provider GA+SCORECARD - CPA**



Report Quarter: Q4 FY2017

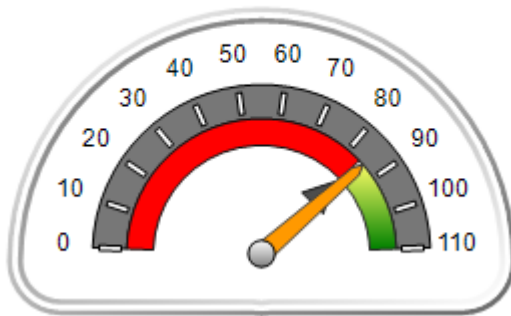
**Provider/Program Name: National Youth Placement Corp, Inc. - (5141) - CPA**

<b>1115 Mount Zion Road, Morrow, GA 30260</b>  <b>Phone: 678-422-6064</b>  <b>Vendor ID# 114767</b>	Quarterly Scores (Grades)		Current Quarter Score (Grade)
	Q1: 99.98 (A+)	Q2: 104.18 (A+)	<b>85.55%</b> <b>(B)</b>
	Q3: 99.99 (A+)	Q4: 85.55 (B)	
# New Foster Homes During Quarter: 2	# Children in Care During Quarter: 25	# Placements During Quarter: 25	# Children in Care On Last Day: 19

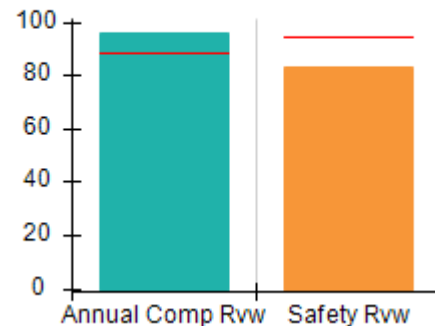
**Quarterly Provider Comparisons to All CPAs**

▼ — indicates average for all CPAs

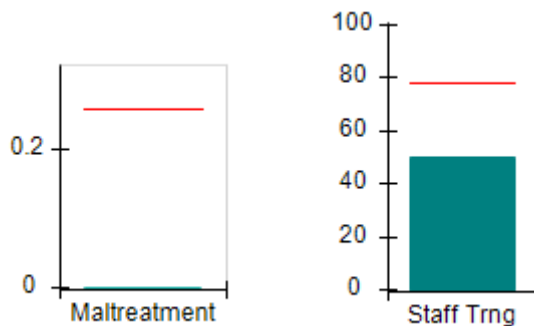
Overall Score (%)



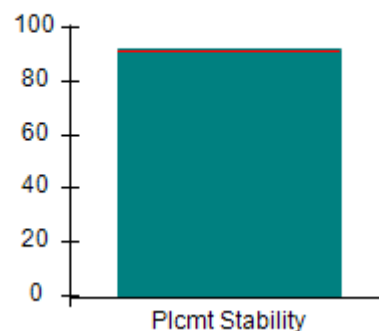
OPM Monitoring Reviews (%)



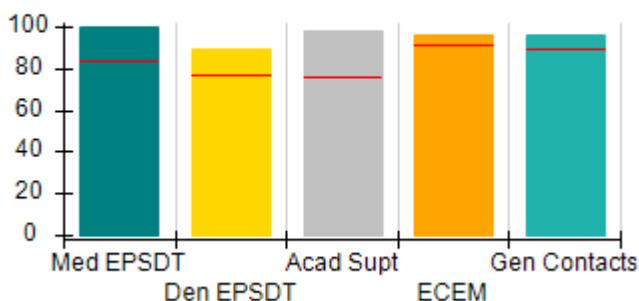
Safety Outcomes (%)



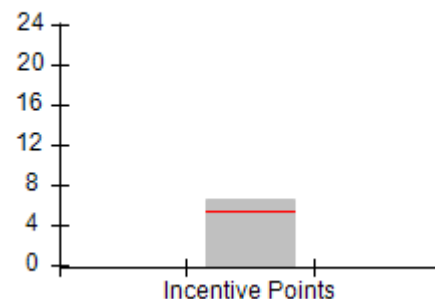
Permanency Outcomes (%)



Well-Being Outcomes (%)



Incentives Earned (Points)





**DHS, DFCS, Office of Provider Management**  
**Performance-Based Placement Measures**  
**RBWO Provider GA+SCORECARD - CPA**



**Report Quarter: Q4 FY2017**

**Provider/Program Name: National Youth Placement Corp, Inc. - (5141) - CPA**

1115 Mount Zion Road, Morrow, GA 30260		Quarterly Scores (Grades)		Current Quarter Score (Grade)
Phone: 678-422-6064		Q1: 99.98 (A+)	Q2: 104.18 (A+)	85.55%
Vendor ID# 114767		Q3: 99.99 (A+)	Q4: 85.55 (B)	(B)
# New Foster Homes During Quarter: 2		# Children in Care During Quarter: 25	# Placements During Quarter: 25	# Children in Care On Last Day: 19
	Avg Performance All CPAs (%)	Provider Performance (%)*	Possible Points (Weight)	Provider Points Earned
<b>OPM Monitoring Reviews</b>				
Annual Comprehensive Reviews	89%	96%	25	23.89
Safety Reviews	95%	83%	15	12.49
<b>Monitoring Sub-Total</b>			<b>40</b>	<b>36.38</b>
<b>CPA Safety Outcomes</b>				
Incidence of Maltreatment	0.26%	No Substantiated Reports	10	10.00
Staff Training	78%	50%	10	5.00
<b>Safety Sub-Total</b>			<b>20</b>	<b>15.00</b>
<b>CPA Permanency Outcomes</b>				
Placement Stability	91%	92%	15	13.80
<b>Permanency Sub-Total</b>			<b>15</b>	<b>13.80</b>
<b>CPA Well-Being Outcomes</b>				
EPSDT Medical Visits	83%	100%	4	4.00
EPSDT Dental Visits	77%	89%	4	3.56
Academic Supports	75%	98%	3	2.94
Provider ECEM Visits	91%	96%	7	6.72
Provider General Contacts	89%	96%	7	6.72
Placements with Siblings	60%	58%	Not Scored	Not Scored
Placements within Legal County	16%	11%	Not Scored	Not Scored
<b>Well-Being Sub-Total</b>			<b>25</b>	<b>23.94</b>

\*Performance calculation descriptions can be found in the FY 2017 RBWO PBP Measurements and Standards Guide.

<b>Monitoring &amp; Outcomes: Possible Points = 100</b>		<b>Points Earned: 89.12</b>	
<b>Score Before Incentives Credit</b>			<b>89.12%</b>
<b>Incentives Awarded</b>			<b>6.54 pts</b>
<b>PBP Verification</b>			<b>-10.11 pts</b>
<b>Total Score</b>			<b>85.55%</b>

**Provider/Program Name: National Youth Placement Corp, Inc. - (5141) - CPA**



**DHS, DFCS, Office of Provider Management**  
**Performance-Based Placement Measures**  
**RBWO Provider GA+SCORECARD - CPA**



**Report Quarter: Q4 FY2017**

# New Foster Homes During Quarter: 2		# Children in Care During Quarter: 25	# Placements During Quarter: 25	# Children in Care On Last Day: 19
<b>CPA Incentive Credits</b>	<b>Avg Performance All CPAs (%)</b>	<b>Provider Performance (%)*</b>	<b>Possible Points (Weight)</b>	<b>Provider Points Earned</b>
Early EPSDT Medical Visits		100%	2	2.00
Early EPSDT Dental Visits		67%	2	1.34
Permanency Contacts		14%	5	0.70
Additional Academic Supports		0%	2	0.00
Foster Hm Retention Rate (threshold = 90)		71%	2	0.00
Foster Hm Recruitment (threshold = 100)		200%	2	2.00
Active Agency Accreditation		0%	4	0.00
Staff Clinical Licensure		10%	5	0.50
<b>Incentives Total</b>	<b>5.32</b>		<b>24</b>	<b>6.54</b>
Maximum total combined incentive credit allowed is 10 points.			<b>Incentives Awarded</b>	<b>6.54</b>
*Performance calculation descriptions can be found in the FY 2017 RBWO PBP Measurements and Standards Guide.				

### Child Protective Services Investigations and Dispositions

The following investigations data, which is not used for scoring but is considered significant to a provider's performance, is from Georgia SHINES and is not considered final or complete until the end of the fiscal year.

Total Reports:	0	
Number Screened In:	0	
Number Screened Out:	0	
Number Substantiated:	0	
Number Unsubstantiated:	0	
Number Active CPS Investigations:	0	



DHS, DFCS, Office of Provider Management  
**Performance-Based Placement Measures**  
**RBWO Provider GA+SCORECARD - CPA**



Report Quarter: Q4 FY2017

**Provider/Program Name: Neighbor to Family - Chatham County (4960) - CPA**

801 Green St., Augusta, GA 30901

Phone: 706-396-2180

Vendor ID# 89583

**Quarterly Scores (Grades)**

Q1: 108.98 (A+)

Q2: 106.95 (A+)

Q3: 98.61 (A+)

Q4: 101.19 (A+)

**Current Quarter Score (Grade)**

**101.19%**

**(A+)**

# New Foster Homes During Quarter: 0

# Children in Care During Quarter: 6

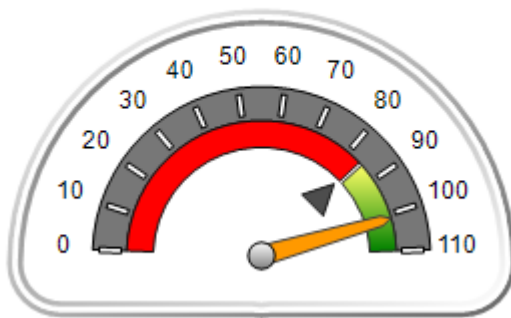
# Placements During Quarter: 6

# Children in Care On Last Day: 6

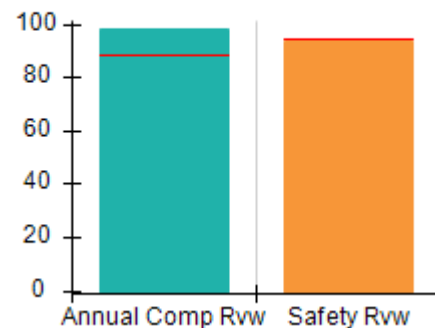
**Quarterly Provider Comparisons to All CPAs**

▼ — indicates average for all CPAs

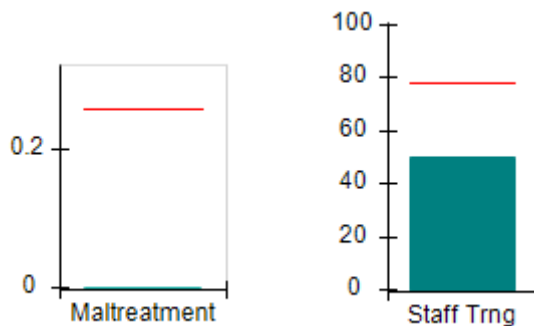
**Overall Score (%)**



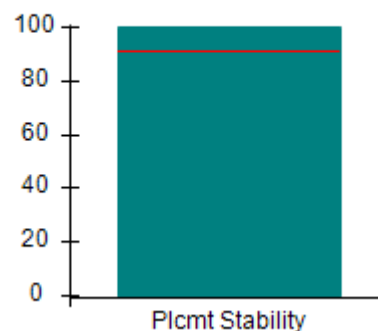
**OPM Monitoring Reviews (%)**



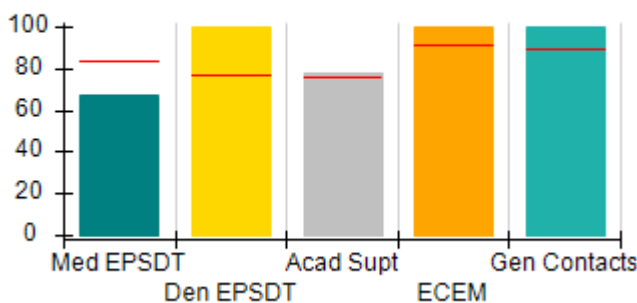
**Safety Outcomes (%)**



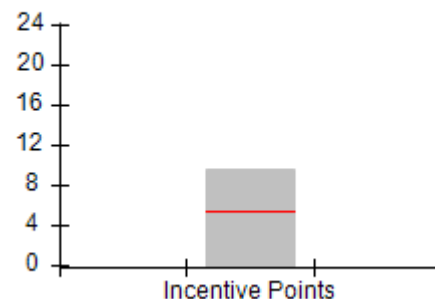
**Permanency Outcomes (%)**



**Well-Being Outcomes (%)**



**Incentives Earned (Points)**





**DHS, DFCS, Office of Provider Management**  
**Performance-Based Placement Measures**  
**RBWO Provider GA+SCORECARD - CPA**



**Report Quarter: Q4 FY2017**

**Provider/Program Name: Neighbor to Family - Chatham County (4960) - CPA**

<b>801 Green St., Augusta, GA 30901</b>  <b>Phone: 706-396-2180</b>  <b>Vendor ID# 89583</b>		<b>Quarterly Scores (Grades)</b>		<b>Current Quarter Score (Grade)</b>
		<b>Q1: 108.98 (A+)</b>	<b>Q2: 106.95 (A+)</b>	<b>101.19%</b>
		<b>Q3: 98.61 (A+)</b>	<b>Q4: 101.19 (A+)</b>	<b>(A+)</b>
# New Foster Homes During Quarter: 0		# Children in Care During Quarter: 6	# Placements During Quarter: 6	# Children in Care On Last Day: 6
	<b>Avg Performance All CPAs (%)</b>	<b>Provider Performance (%)*</b>	<b>Possible Points (Weight)</b>	<b>Provider Points Earned</b>
<b>OPM Monitoring Reviews</b>				
Annual Comprehensive Reviews	89%	98%	25	24.58
Safety Reviews	95%	94%	15	14.03
<b>Monitoring Sub-Total</b>			<b>40</b>	<b>38.61</b>
<b>CPA Safety Outcomes</b>				
Incidence of Maltreatment	0.26%	No Substantiated Reports	10	10.00
Staff Training	78%	50%	10	5.00
<b>Safety Sub-Total</b>			<b>20</b>	<b>15.00</b>
<b>CPA Permanency Outcomes</b>				
Placement Stability	91%	100%	15	15.00
<b>Permanency Sub-Total</b>			<b>15</b>	<b>15.00</b>
<b>CPA Well-Being Outcomes</b>				
EPSDT Medical Visits	83%	67%	4	2.68
EPSDT Dental Visits	77%	100%	4	4.00
Academic Supports	75%	78%	3	2.34
Provider ECEM Visits	91%	100%	7	7.00
Provider General Contacts	89%	100%	7	7.00
Placements with Siblings	60%	Not Eligible	Not Scored	Not Scored
Placements within Legal County	16%	Not Eligible	Not Scored	Not Scored
<b>Well-Being Sub-Total</b>			<b>25</b>	<b>23.02</b>

\*Performance calculation descriptions can be found in the FY 2017 RBWO PBP Measurements and Standards Guide.

<b>Monitoring &amp; Outcomes: Possible Points = 100</b>		<b>Points Earned: 91.63</b>	
<b>Score Before Incentives Credit</b>			<b>91.63%</b>
<b>Incentives Awarded</b>			<b>9.56 pts</b>
<b>PBP Verification</b>			<b>0.00 pts</b>
<b>Total Score</b>			<b>101.19%</b>

**Provider/Program Name: Neighbor to Family - Chatham County (4960) - CPA**





**DHS, DFCS, Office of Provider Management**  
**Performance-Based Placement Measures**  
**RBWO Provider GA+SCORECARD - CPA**



**Report Quarter: Q4 FY2017**

# New Foster Homes During Quarter: 0		# Children in Care During Quarter: 6	# Placements During Quarter: 6	# Children in Care On Last Day: 6
CPA Incentive Credits	Avg Performance All CPAs (%)	Provider Performance (%)*	Possible Points (Weight)	Provider Points Earned
Early EPSDT Medical Visits		0%	2	0.00
Early EPSDT Dental Visits		100%	2	2.00
Permanency Contacts		0%	5	0.00
Additional Academic Supports		78%	2	1.56
Foster Hm Retention Rate (threshold = 90)		100%	2	2.00
Foster Hm Recruitment (threshold = 100)		0%	2	0.00
Active Agency Accreditation		100%	4	4.00
Staff Clinical Licensure		0%	5	0.00
<b>Incentives Total</b>	<b>5.32</b>		<b>24</b>	<b>9.56</b>
Maximum total combined incentive credit allowed is 10 points.			<b>Incentives Awarded</b>	<b>9.56</b>
*Performance calculation descriptions can be found in the FY 2017 RBWO PBP Measurements and Standards Guide.				

### Child Protective Services Investigations and Dispositions

The following investigations data, which is not used for scoring but is considered significant to a provider's performance, is from Georgia SHINES and is not considered final or complete until the end of the fiscal year.

Total Reports:	2
Number Screened In:	2
Number Screened Out:	0
Number Substantiated:	0
Number Unsubstantiated:	0
Number Active CPS Investigations:	2



DHS, DFCS, Office of Provider Management  
**Performance-Based Placement Measures**  
**RBWO Provider GA+SCORECARD - CPA**



Report Quarter: Q4 FY2017

**Provider/Program Name: Neighbor to Family - Dekalb County (1031) - CPA**

2075 West Park Place Blvd., Stone Mountain,  
GA 30087

Phone: 404-486-5831

Vendor ID# 35503

**Quarterly Scores (Grades)**

**Current Quarter Score  
(Grade)**

Q1: 96.02 (A)

Q2: 95.62 (A)

**96.35%**

Q3: 96.13 (A)

Q4: 96.35 (A)

**(A)**

# New Foster Homes During Quarter: 0

# Children in Care During  
Quarter: 57

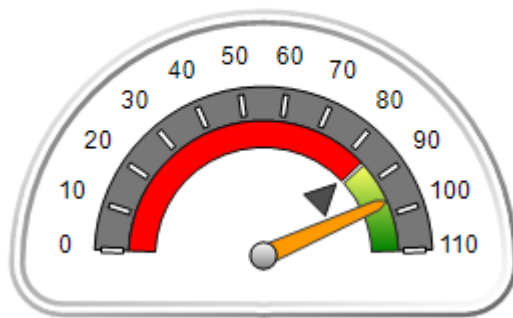
# Placements During  
Quarter: 57

# Children in Care On Last  
Day: 50

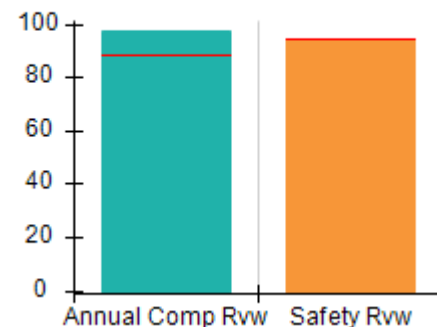
**Quarterly Provider Comparisons to All CPAs**

▼ — indicates average for all CPAs

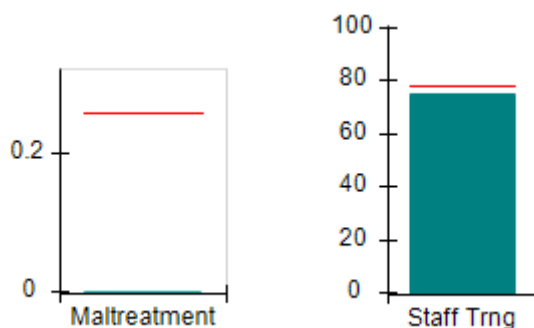
**Overall Score (%)**



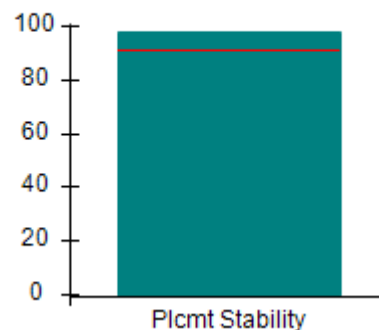
**OPM Monitoring Reviews (%)**



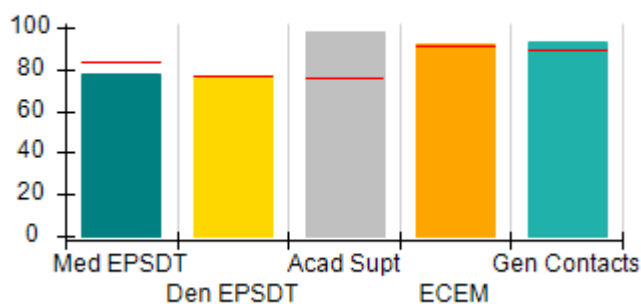
**Safety Outcomes (%)**



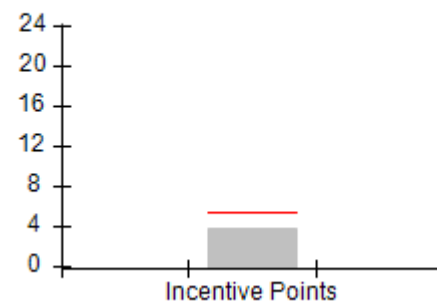
**Permanency Outcomes (%)**



**Well-Being Outcomes (%)**



**Incentives Earned (Points)**





**DHS, DFCS, Office of Provider Management**  
**Performance-Based Placement Measures**  
**RBWO Provider GA+SCORECARD - CPA**



**Report Quarter: Q4 FY2017**

**Provider/Program Name: Neighbor to Family - Dekalb County (1031) - CPA**

2075 West Park Place Blvd., Stone Mountain, GA 30087

Phone: 404-486-5831

Vendor ID# 35503

Quarterly Scores (Grades)		Current Quarter Score (Grade)
Q1: 96.02 (A)	Q2: 95.62 (A)	<b>96.35% (A)</b>
Q3: 96.13 (A)	Q4: 96.35 (A)	

# New Foster Homes During Quarter: 0	# Children in Care During Quarter: 57	# Placements During Quarter: 57	# Children in Care On Last Day: 50
--------------------------------------	---------------------------------------	---------------------------------	------------------------------------

	Avg Performance All CPAs (%)	Provider Performance (%)*	Possible Points (Weight)	Provider Points Earned
--	------------------------------	---------------------------	--------------------------	------------------------

**OPM Monitoring Reviews**

Annual Comprehensive Reviews	89%	97%	25	24.28
Safety Reviews	95%	94%	15	14.12
<b>Monitoring Sub-Total</b>			<b>40</b>	<b>38.40</b>

**CPA Safety Outcomes**

Incidence of Maltreatment	0.26%	No Substantiated Reports	10	10.00
Staff Training	78%	75%	10	7.50
<b>Safety Sub-Total</b>			<b>20</b>	<b>17.50</b>

**CPA Permanency Outcomes**

Placement Stability	91%	98%	15	14.70
<b>Permanency Sub-Total</b>			<b>15</b>	<b>14.70</b>

**CPA Well-Being Outcomes**

EPSDT Medical Visits	83%	78%	4	3.12
EPSDT Dental Visits	77%	76%	4	3.04
Academic Supports	75%	98%	3	2.94
Provider ECEM Visits	91%	92%	7	6.44
Provider General Contacts	89%	93%	7	6.51
Placements with Siblings	60%	64%	Not Scored	Not Scored
Placements within Legal County	16%	50%	Not Scored	Not Scored
<b>Well-Being Sub-Total</b>			<b>25</b>	<b>22.05</b>

\*Performance calculation descriptions can be found in the FY 2017 RBWO PBP Measurements and Standards Guide.

<b>Monitoring &amp; Outcomes: Possible Points = 100</b>	<b>Points Earned: 92.65</b>
<b>Score Before Incentives Credit</b>	<b>92.65%</b>
<b>Incentives Awarded</b>	<b>3.70 pts</b>
<b>PBP Verification</b>	<b>0.00 pts</b>
<b>Total Score</b>	<b>96.35%</b>

**Provider/Program Name: Neighbor to Family - Dekalb County (1031) - CPA**



**DHS, DFCS, Office of Provider Management**  
**Performance-Based Placement Measures**  
**RBWO Provider GA+SCORECARD - CPA**



**Report Quarter: Q4 FY2017**

# New Foster Homes During Quarter: 0		# Children in Care During Quarter: 57	# Placements During Quarter: 57	# Children in Care On Last Day: 50
<b>CPA Incentive Credits</b>	<b>Avg Performance All CPAs (%)</b>	<b>Provider Performance (%)*</b>	<b>Possible Points (Weight)</b>	<b>Provider Points Earned</b>
Early EPSDT Medical Visits		25%	2	0.50
Early EPSDT Dental Visits		35%	2	0.70
Permanency Contacts		0%	5	0.00
Additional Academic Supports		0%	2	0.00
Foster Hm Retention Rate (threshold = 90)		85%	2	0.00
Foster Hm Recruitment (threshold = 100)		0%	2	0.00
Active Agency Accreditation		50%	4	2.00
Staff Clinical Licensure		10%	5	0.50
<b>Incentives Total</b>	<b>5.32</b>		<b>24</b>	<b>3.70</b>
Maximum total combined incentive credit allowed is 10 points.			<b>Incentives Awarded</b>	<b>3.70</b>
*Performance calculation descriptions can be found in the FY 2017 RBWO PBP Measurements and Standards Guide.				

### Child Protective Services Investigations and Dispositions

The following investigations data, which is not used for scoring but is considered significant to a provider's performance, is from Georgia SHINES and is not considered final or complete until the end of the fiscal year.

Total Reports:	0	
Number Screened In:	0	
Number Screened Out:	0	
Number Substantiated:	0	
Number Unsubstantiated:	1	
Number Active CPS Investigations:	-1	



DHS, DFCS, Office of Provider Management  
**Performance-Based Placement Measures**  
**RBWO Provider GA+SCORECARD - CPA**



Report Quarter: Q4 FY2017

**Provider/Program Name: Neighbor to Family - Douglas County (1033) - CPA**

2075 W Park Pl., Stone Mountain, GA 30087

Phone: 770-465-5170

Vendor ID# 35502

Quarterly Scores (Grades)

Current Quarter Score (Grade)

Q1: 90.82 (A-)

Q2: 99.71 (A+)

**95.92%**

Q3: 93.07 (A-)

Q4: 95.92 (A)

**(A)**

# New Foster Homes During Quarter: 0

# Children in Care During Quarter: 5

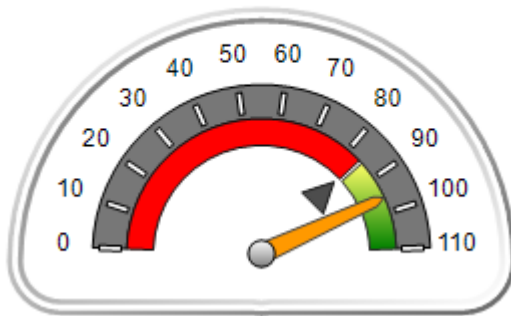
# Placements During Quarter: 5

# Children in Care On Last Day: 5

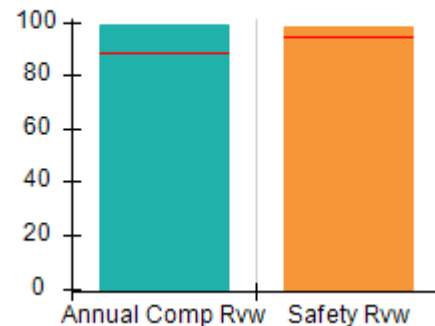
**Quarterly Provider Comparisons to All CPAs**

— indicates average for all CPAs

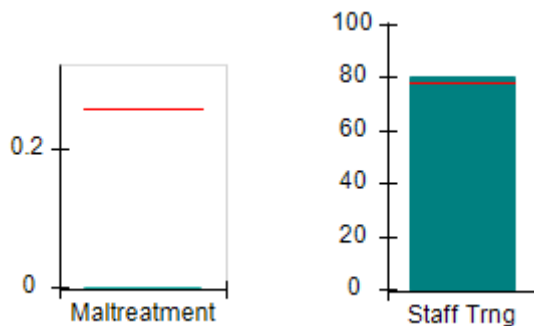
Overall Score (%)



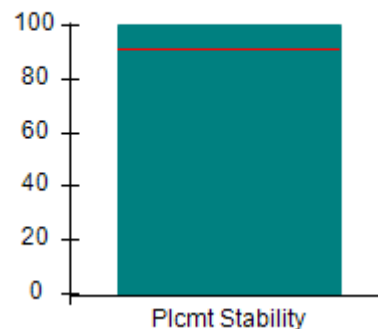
OPM Monitoring Reviews (%)



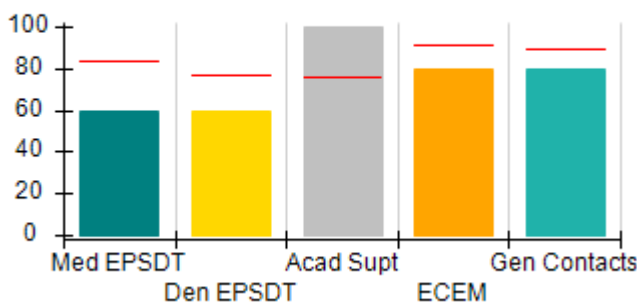
Safety Outcomes (%)



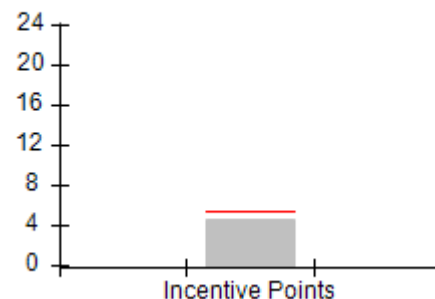
Permanency Outcomes (%)



Well-Being Outcomes (%)



Incentives Earned (Points)





**DHS, DFCS, Office of Provider Management**  
**Performance-Based Placement Measures**  
**RBWO Provider GA+SCORECARD - CPA**



**Report Quarter: Q4 FY2017**

**Provider/Program Name: Neighbor to Family - Douglas County (1033) - CPA**

2075 W Park Pl., Stone Mountain, GA 30087		<b>Quarterly Scores (Grades)</b>		<b>Current Quarter Score (Grade)</b>
Phone: 770-465-5170		Q1: 90.82 (A-)	Q2: 99.71 (A+)	<b>95.92%</b>
Vendor ID# 35502		Q3: 93.07 (A-)	Q4: 95.92 (A)	<b>(A)</b>
# New Foster Homes During Quarter: 0		# Children in Care During Quarter: 5	# Placements During Quarter: 5	# Children in Care On Last Day: 5
	<b>Avg Performance All CPAs (%)</b>	<b>Provider Performance (%)*</b>	<b>Possible Points (Weight)</b>	<b>Provider Points Earned</b>
<b>OPM Monitoring Reviews</b>				
Annual Comprehensive Reviews	89%	99%	25	24.75
Safety Reviews	95%	98%	15	14.67
<b>Monitoring Sub-Total</b>			<b>40</b>	<b>39.42</b>
<b>CPA Safety Outcomes</b>				
Incidence of Maltreatment	0.26%	No Substantiated Reports	10	10.00
Staff Training	78%	80%	10	8.00
<b>Safety Sub-Total</b>			<b>20</b>	<b>18.00</b>
<b>CPA Permanency Outcomes</b>				
Placement Stability	91%	100%	15	15.00
<b>Permanency Sub-Total</b>			<b>15</b>	<b>15.00</b>
<b>CPA Well-Being Outcomes</b>				
EPSDT Medical Visits	83%	60%	4	2.40
EPSDT Dental Visits	77%	60%	4	2.40
Academic Supports	75%	100%	3	3.00
Provider ECEM Visits	91%	80%	7	5.60
Provider General Contacts	89%	80%	7	5.60
Placements with Siblings	60%	Not Eligible	Not Scored	Not Scored
Placements within Legal County	16%	Not Eligible	Not Scored	Not Scored
<b>Well-Being Sub-Total</b>			<b>25</b>	<b>19.00</b>

\*Performance calculation descriptions can be found in the FY 2017 RBWO PBP Measurements and Standards Guide.

<b>Monitoring &amp; Outcomes: Possible Points = 100</b>		<b>Points Earned: 91.42</b>	
<b>Score Before Incentives Credit</b>			<b>91.42%</b>
<b>Incentives Awarded</b>			<b>4.50 pts</b>
<b>PBP Verification</b>			<b>0.00 pts</b>
<b>Total Score</b>			<b>95.92%</b>

**Provider/Program Name: Neighbor to Family - Douglas County (1033) - CPA**



DHS, DFCS, Office of Provider Management  
**Performance-Based Placement Measures**  
**RBWO Provider GA+SCORECARD - CPA**



**Report Quarter: Q4 FY2017**

# New Foster Homes During Quarter: 0		# Children in Care During Quarter: 5	# Placements During Quarter: 5	# Children in Care On Last Day: 5
CPA Incentive Credits	Avg Performance All CPAs (%)	Provider Performance (%)*	Possible Points (Weight)	Provider Points Earned
Early EPSDT Medical Visits		0%	2	0.00
Early EPSDT Dental Visits		0%	2	0.00
Permanency Contacts		None Planned	5	
Additional Academic Supports		0%	2	0.00
Foster Hm Retention Rate (threshold = 90)		100%	2	2.00
Foster Hm Recruitment (threshold = 100)		0%	2	0.00
Active Agency Accreditation		50%	4	2.00
Staff Clinical Licensure		10%	5	0.50
<b>Incentives Total</b>	<b>5.32</b>		<b>24</b>	<b>4.50</b>
Maximum total combined incentive credit allowed is 10 points.			<b>Incentives Awarded</b>	<b>4.50</b>
*Performance calculation descriptions can be found in the FY 2017 RBWO PBP Measurements and Standards Guide.				

### Child Protective Services Investigations and Dispositions

The following investigations data, which is not used for scoring but is considered significant to a provider's performance, is from Georgia SHINES and is not considered final or complete until the end of the fiscal year.

Total Reports:	0	
Number Screened In:	0	
Number Screened Out:	0	
Number Substantiated:	0	
Number Unsubstantiated:	0	
Number Active CPS Investigations:	0	



DHS, DFCS, Office of Provider Management  
**Performance-Based Placement Measures**  
**RBWO Provider GA+SCORECARD - CPA**



Report Quarter: Q4 FY2017

**Provider/Program Name: Neighbor to Family - Fulton County (774) - CPA**

2075 West Park Place Blvd., Stone Mountain,  
 GA 30087

Phone: 404-315-0100

Vendor ID# 35505

**Quarterly Scores (Grades)**

Q1: 97.81 (A+)

Q2: 94.99 (A)

Q3: 95.67 (A)

Q4: 96.06 (A)

**Current Quarter Score  
 (Grade)**

**96.06%**

**(A)**

# New Foster Homes During Quarter: 2

# Children in Care During  
 Quarter: 37

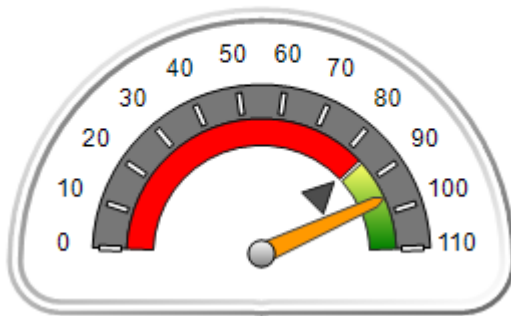
# Placements During  
 Quarter: 37

# Children in Care On Last  
 Day: 32

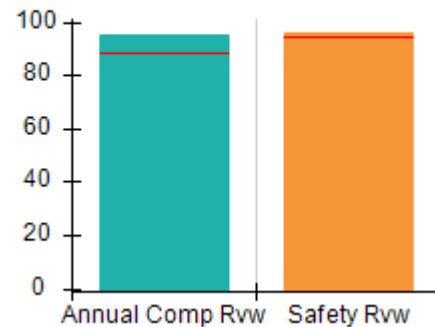
**Quarterly Provider Comparisons to All CPAs**

▼ — indicates average for all CPAs

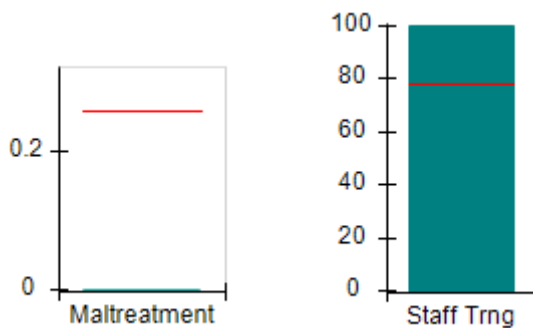
**Overall Score (%)**



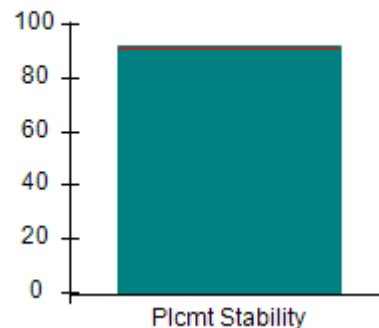
**OPM Monitoring Reviews (%)**



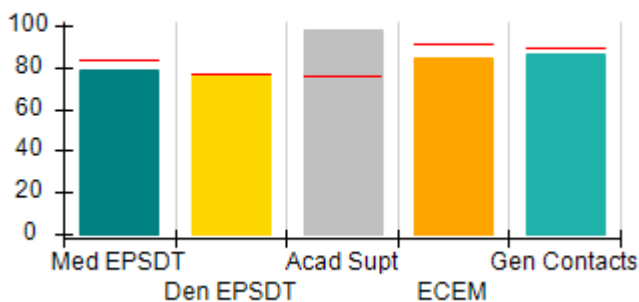
**Safety Outcomes (%)**



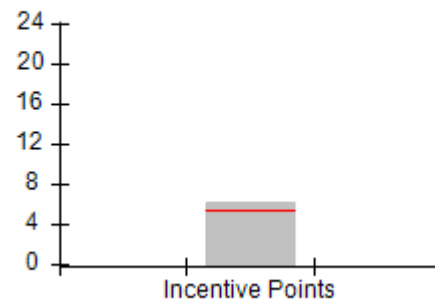
**Permanency Outcomes (%)**



**Well-Being Outcomes (%)**



**Incentives Earned (Points)**







**DHS, DFCS, Office of Provider Management**  
**Performance-Based Placement Measures**  
**RBWO Provider GA+SCORECARD - CPA**



**Report Quarter: Q4 FY2017**

**Provider/Program Name: Neighbor to Family - Fulton County (774) - CPA**

**2075 West Park Place Blvd., Stone Mountain, GA 30087**

**Phone: 404-315-0100**

**Vendor ID# 35505**

**Quarterly Scores (Grades)**

**Q1: 97.81 (A+)**

**Q2: 94.99 (A)**

**Q3: 95.67 (A)**

**Q4: 96.06 (A)**

**Current Quarter Score (Grade)**

**96.06%**

**(A)**

# New Foster Homes During Quarter: 2

# Children in Care During Quarter: 37

# Placements During Quarter: 37

# Children in Care On Last Day: 32

	Avg Performance All CPAs (%)	Provider Performance (%)*	Possible Points (Weight)	Provider Points Earned
<b>OPM Monitoring Reviews</b>				
Annual Comprehensive Reviews	89%	95%	25	23.73
Safety Reviews	95%	96%	15	14.35
<b>Monitoring Sub-Total</b>			<b>40</b>	<b>38.08</b>
<b>CPA Safety Outcomes</b>				
Incidence of Maltreatment	0.26%	No Substantiated Reports	10	10.00
Staff Training	78%	100%	10	10.00
<b>Safety Sub-Total</b>			<b>20</b>	<b>20.00</b>
<b>CPA Permanency Outcomes</b>				
Placement Stability	91%	92%	15	13.80
<b>Permanency Sub-Total</b>			<b>15</b>	<b>13.80</b>
<b>CPA Well-Being Outcomes</b>				
EPSDT Medical Visits	83%	79%	4	3.16
EPSDT Dental Visits	77%	76%	4	3.04
Academic Supports	75%	98%	3	2.94
Provider ECEM Visits	91%	84%	7	5.88
Provider General Contacts	89%	86%	7	6.02
Placements with Siblings	60%	10%	Not Scored	Not Scored
Placements within Legal County	16%	30%	Not Scored	Not Scored
<b>Well-Being Sub-Total</b>			<b>25</b>	<b>21.04</b>

\*Performance calculation descriptions can be found in the FY 2017 RBWO PBP Measurements and Standards Guide.

<b>Monitoring &amp; Outcomes: Possible Points = 100</b>		<b>Points Earned: 92.92</b>	
<b>Score Before Incentives Credit</b>		<b>92.92%</b>	
<b>Incentives Awarded</b>		<b>6.14 pts</b>	
<b>PBP Verification</b>		<b>-3.00 pts</b>	
<b>Total Score</b>		<b>96.06%</b>	

**Provider/Program Name: Neighbor to Family - Fulton County (774) - CPA**



**DHS, DFCS, Office of Provider Management**  
**Performance-Based Placement Measures**  
**RBWO Provider GA+SCORECARD - CPA**



**Report Quarter: Q4 FY2017**

# New Foster Homes During Quarter: 2		# Children in Care During Quarter: 37	# Placements During Quarter: 37	# Children in Care On Last Day: 32
<b>CPA Incentive Credits</b>	<b>Avg Performance All CPAs (%)</b>	<b>Provider Performance (%)*</b>	<b>Possible Points (Weight)</b>	<b>Provider Points Earned</b>
Early EPSDT Medical Visits		38%	2	0.76
Early EPSDT Dental Visits		44%	2	0.88
Permanency Contacts		0%	5	0.00
Additional Academic Supports		0%	2	0.00
Foster Hm Retention Rate (threshold = 90)		73%	2	0.00
Foster Hm Recruitment (threshold = 100)		150%	2	2.00
Active Agency Accreditation		50%	4	2.00
Staff Clinical Licensure		10%	5	0.50
<b>Incentives Total</b>	<b>5.32</b>		<b>24</b>	<b>6.14</b>
Maximum total combined incentive credit allowed is 10 points.			<b>Incentives Awarded</b>	<b>6.14</b>
*Performance calculation descriptions can be found in the FY 2017 RBWO PBP Measurements and Standards Guide.				

### Child Protective Services Investigations and Dispositions

The following investigations data, which is not used for scoring but is considered significant to a provider's performance, is from Georgia SHINES and is not considered final or complete until the end of the fiscal year.

Total Reports:	2	
Number Screened In:	2	
Number Screened Out:	0	
Number Substantiated:	0	
Number Unsubstantiated:	7	
Number Active CPS Investigations:	-5	



**DHS, DFCS, Office of Provider Management**  
**Performance-Based Placement Measures**  
**RBWO Provider GA+SCORECARD - CPA**



**Report Quarter: Q4 FY2017**

**Provider/Program Name: Neighbor to Family - Gwinnett County (1032) - CPA**

<b>2075 W Park Pl., Stone Mountain, GA 30087</b>  <b>Phone: 770-465-5170</b>  <b>Vendor ID# 35504</b>	Quarterly Scores (Grades)		Current Quarter Score (Grade)
	Q1: 93.77 (A-)	Q2: 99.34 (A+)	<b>96.01%</b> <b>(A)</b>
	Q3: 92.85 (A-)	Q4: 96.01 (A)	
# New Foster Homes During Quarter: 1	# Children in Care During Quarter: 46	# Placements During Quarter: 46	# Children in Care On Last Day: 39

**Quarterly Provider Comparisons to All CPAs**

▼ — indicates average for all CPAs





**DHS, DFCS, Office of Provider Management**  
**Performance-Based Placement Measures**  
**RBWO Provider GA+SCORECARD - CPA**



**Report Quarter: Q4 FY2017**

**Provider/Program Name: Neighbor to Family - Gwinnett County (1032) - CPA**

<b>2075 W Park Pl., Stone Mountain, GA 30087</b>  <b>Phone: 770-465-5170</b>  <b>Vendor ID# 35504</b>		<b>Quarterly Scores (Grades)</b>		<b>Current Quarter Score (Grade)</b>
		<b>Q1: 93.77 (A-)</b>	<b>Q2: 99.34 (A+)</b>	<b>96.01%</b>
		<b>Q3: 92.85 (A-)</b>	<b>Q4: 96.01 (A)</b>	<b>(A)</b>
# New Foster Homes During Quarter: 1		# Children in Care During Quarter: 46	# Placements During Quarter: 46	# Children in Care On Last Day: 39
	<b>Avg Performance All CPAs (%)</b>	<b>Provider Performance (%)*</b>	<b>Possible Points (Weight)</b>	<b>Provider Points Earned</b>
<b>OPM Monitoring Reviews</b>				
Annual Comprehensive Reviews	89%	95%	25	23.72
Safety Reviews	95%	92%	15	13.79
<b>Monitoring Sub-Total</b>			<b>40</b>	<b>37.51</b>
<b>CPA Safety Outcomes</b>				
Incidence of Maltreatment	0.26%	No Substantiated Reports	10	10.00
Staff Training	78%	80%	10	8.00
<b>Safety Sub-Total</b>			<b>20</b>	<b>18.00</b>
<b>CPA Permanency Outcomes</b>				
Placement Stability	91%	100%	15	15.00
<b>Permanency Sub-Total</b>			<b>15</b>	<b>15.00</b>
<b>CPA Well-Being Outcomes</b>				
EPSDT Medical Visits	83%	76%	4	3.04
EPSDT Dental Visits	77%	86%	4	3.44
Academic Supports	75%	64%	3	1.92
Provider ECEM Visits	91%	76%	7	5.32
Provider General Contacts	89%	76%	7	5.32
Placements with Siblings	60%	100%	Not Scored	Not Scored
Placements within Legal County	16%	56%	Not Scored	Not Scored
<b>Well-Being Sub-Total</b>			<b>25</b>	<b>19.04</b>

\*Performance calculation descriptions can be found in the FY 2017 RBWO PBP Measurements and Standards Guide.

<b>Monitoring &amp; Outcomes: Possible Points = 100</b>		<b>Points Earned: 89.55</b>	
<b>Score Before Incentives Credit</b>			<b>89.55%</b>
<b>Incentives Awarded</b>			<b>6.46 pts</b>
<b>PBP Verification</b>			<b>0.00 pts</b>
<b>Total Score</b>			<b>96.01%</b>

**Provider/Program Name: Neighbor to Family - Gwinnett County (1032) - CPA**



DHS, DFCS, Office of Provider Management  
**Performance-Based Placement Measures**  
**RBWO Provider GA+SCORECARD - CPA**



**Report Quarter: Q4 FY2017**

# New Foster Homes During Quarter: 1		# Children in Care During Quarter: 46	# Placements During Quarter: 46	# Children in Care On Last Day: 39
CPA Incentive Credits	Avg Performance All CPAs (%)	Provider Performance (%)*	Possible Points (Weight)	Provider Points Earned
Early EPSDT Medical Visits		0%	2	0.00
Early EPSDT Dental Visits		33%	2	0.66
Permanency Contacts		26%	5	1.30
Additional Academic Supports		0%	2	0.00
Foster Hm Retention Rate (threshold = 90)		75%	2	0.00
Foster Hm Recruitment (threshold = 100)		100%	2	2.00
Active Agency Accreditation		50%	4	2.00
Staff Clinical Licensure		10%	5	0.50
<b>Incentives Total</b>	<b>5.32</b>		<b>24</b>	<b>6.46</b>
Maximum total combined incentive credit allowed is 10 points.			<b>Incentives Awarded</b>	<b>6.46</b>
*Performance calculation descriptions can be found in the FY 2017 RBWO PBP Measurements and Standards Guide.				

### Child Protective Services Investigations and Dispositions

The following investigations data, which is not used for scoring but is considered significant to a provider's performance, is from Georgia SHINES and is not considered final or complete until the end of the fiscal year.

Total Reports:	0	
Number Screened In:	0	
Number Screened Out:	0	
Number Substantiated:	0	
Number Unsubstantiated:	0	
Number Active CPS Investigations:	0	



**DHS, DFCS, Office of Provider Management**  
**Performance-Based Placement Measures**  
**RBWO Provider GA+SCORECARD - CPA**



**Report Quarter: Q4 FY2017**

**Provider/Program Name: Neighbor to Family - Henry County (1035) - CPA**

**3000 Corporate Center Drive, Morrow, GA 30260**

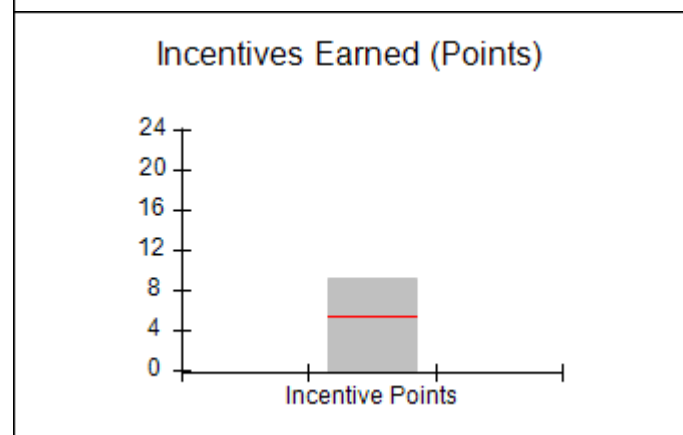
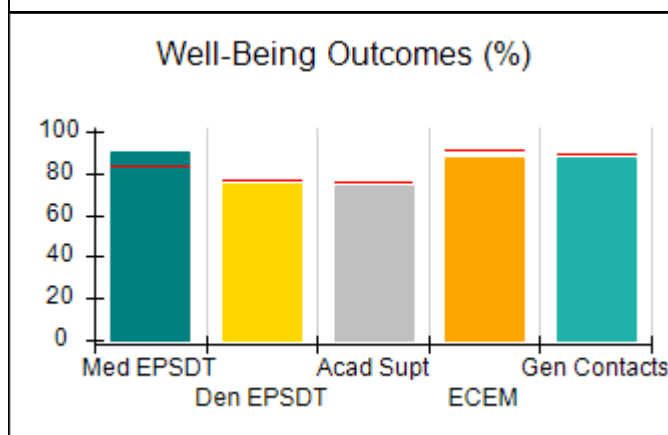
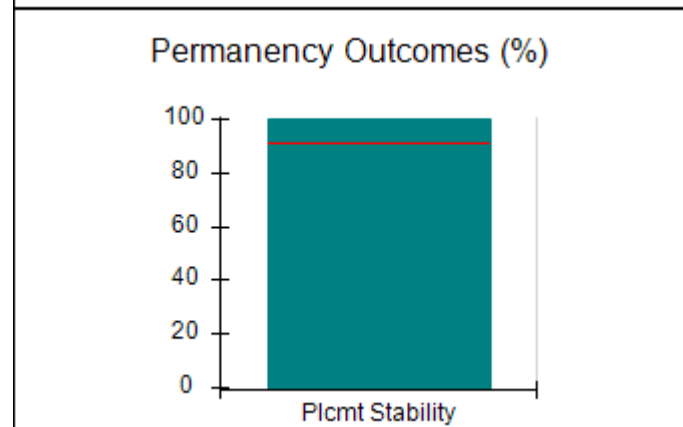
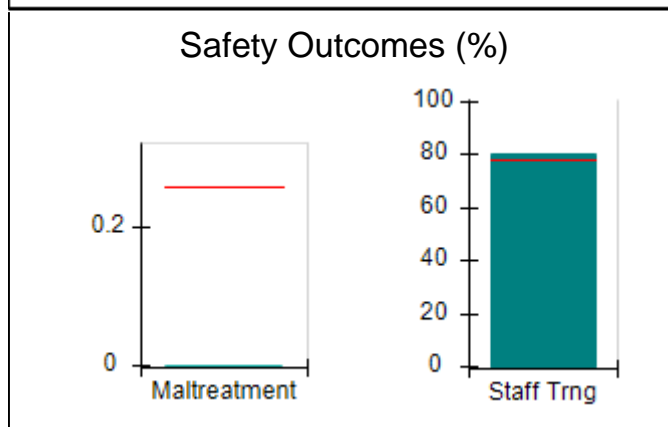
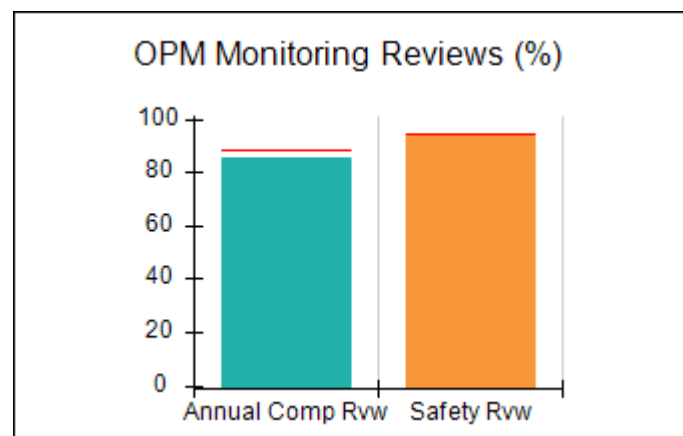
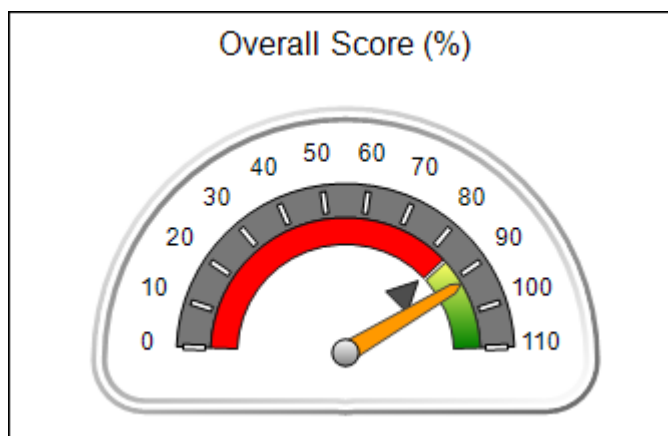
**Phone: 770-465-5170**

**Vendor ID# 62038**

Quarterly Scores (Grades)		Current Quarter Score (Grade)
Q1: 95.64 (A)	Q2: 94.37 (A)	<b>92.09%</b> <b>(A-)</b>
Q3: 88.43 (B+)	Q4: 92.09 (A-)	
# New Foster Homes During Quarter: 0	# Children in Care During Quarter: 13	# Placements During Quarter: 13
		# Children in Care On Last Day: 10

**Quarterly Provider Comparisons to All CPAs**

▼ — indicates average for all CPAs





**DHS, DFCS, Office of Provider Management**  
**Performance-Based Placement Measures**  
**RBWO Provider GA+SCORECARD - CPA**



**Report Quarter: Q4 FY2017**

**Provider/Program Name: Neighbor to Family - Henry County (1035) - CPA**

<b>3000 Corporate Center Drive, Morrow, GA 30260</b>  <b>Phone: 770-465-5170</b>  <b>Vendor ID# 62038</b>		<b>Quarterly Scores (Grades)</b>		<b>Current Quarter Score (Grade)</b>
		<b>Q1: 95.64 (A)</b>	<b>Q2: 94.37 (A)</b>	<b>92.09%</b>
		<b>Q3: 88.43 (B+)</b>	<b>Q4: 92.09 (A-)</b>	<b>(A-)</b>
# New Foster Homes During Quarter: 0		# Children in Care During Quarter: 13	# Placements During Quarter: 13	# Children in Care On Last Day: 10
	<b>Avg Performance All CPAs (%)</b>	<b>Provider Performance (%)*</b>	<b>Possible Points (Weight)</b>	<b>Provider Points Earned</b>
<b>OPM Monitoring Reviews</b>				
Annual Comprehensive Reviews	89%	85%	25	21.33
Safety Reviews	95%	93%	15	14.01
<b>Monitoring Sub-Total</b>			<b>40</b>	<b>35.34</b>
<b>CPA Safety Outcomes</b>				
Incidence of Maltreatment	0.26%	No Substantiated Reports	10	10.00
Staff Training	78%	80%	10	8.00
<b>Safety Sub-Total</b>			<b>20</b>	<b>18.00</b>
<b>CPA Permanency Outcomes</b>				
Placement Stability	91%	100%	15	15.00
<b>Permanency Sub-Total</b>			<b>15</b>	<b>15.00</b>
<b>CPA Well-Being Outcomes</b>				
EPSDT Medical Visits	83%	90%	4	3.60
EPSDT Dental Visits	77%	75%	4	3.00
Academic Supports	75%	74%	3	2.22
Provider ECEM Visits	91%	87%	7	6.09
Provider General Contacts	89%	87%	7	6.09
Placements with Siblings	60%	Not Eligible	Not Scored	Not Scored
Placements within Legal County	16%	0%	Not Scored	Not Scored
<b>Well-Being Sub-Total</b>			<b>25</b>	<b>21.00</b>

\*Performance calculation descriptions can be found in the FY 2017 RBWO PBP Measurements and Standards Guide.

<b>Monitoring &amp; Outcomes: Possible Points = 100</b>		<b>Points Earned: 89.34</b>	
<b>Score Before Incentives Credit</b>			<b>89.34%</b>
<b>Incentives Awarded</b>			<b>9.25 pts</b>
<b>PBP Verification</b>			<b>-6.50 pts</b>
<b>Total Score</b>			<b>92.09%</b>

**Provider/Program Name: Neighbor to Family - Henry County (1035) - CPA**



DHS, DFCS, Office of Provider Management  
**Performance-Based Placement Measures**  
**RBWO Provider GA+SCORECARD - CPA**



Report Quarter: Q4 FY2017

# New Foster Homes During Quarter: 0		# Children in Care During Quarter: 13	# Placements During Quarter: 13	# Children in Care On Last Day: 10
CPA Incentive Credits	Avg Performance All CPAs (%)	Provider Performance (%)*	Possible Points (Weight)	Provider Points Earned
Early EPSDT Medical Visits		75%	2	1.50
Early EPSDT Dental Visits		80%	2	1.60
Permanency Contacts		33%	5	1.65
Additional Academic Supports		0%	2	0.00
Foster Hm Retention Rate (threshold = 90)		100%	2	2.00
Foster Hm Recruitment (threshold = 100)		0%	2	0.00
Active Agency Accreditation		50%	4	2.00
Staff Clinical Licensure		10%	5	0.50
<b>Incentives Total</b>	<b>5.32</b>		<b>24</b>	<b>9.25</b>
Maximum total combined incentive credit allowed is 10 points.			<b>Incentives Awarded</b>	<b>9.25</b>
*Performance calculation descriptions can be found in the FY 2017 RBWO PBP Measurements and Standards Guide.				

### Child Protective Services Investigations and Dispositions

The following investigations data, which is not used for scoring but is considered significant to a provider's performance, is from Georgia SHINES and is not considered final or complete until the end of the fiscal year.

Total Reports:	0	
Number Screened In:	0	
Number Screened Out:	0	
Number Substantiated:	0	
Number Unsubstantiated:	0	
Number Active CPS Investigations:	0	





DHS, DFCS, Office of Provider Management  
**Performance-Based Placement Measures**  
**RBWO Provider GA+SCORECARD - CPA**



Report Quarter: Q4 FY2017

**Provider/Program Name: Neighbor to Family - Richmond County (1034) - CPA**

801 Greene St., Augusta, GA 30901

Phone: 706-396-2180

Vendor ID# 35506

**Quarterly Scores (Grades)**

Q1: 97.32 (A+)

Q2: 93.18 (A-)

Q3: 96.73 (A)

Q4: 100.67 (A+)

**Current Quarter Score (Grade)**

**100.67%**

**(A+)**

# New Foster Homes During Quarter: 1

# Children in Care During Quarter: 34

# Placements During Quarter: 34

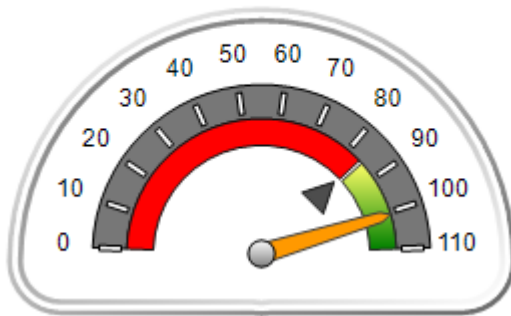
# Children in Care On Last Day: 21

**Quarterly Provider Comparisons to All CPAs**

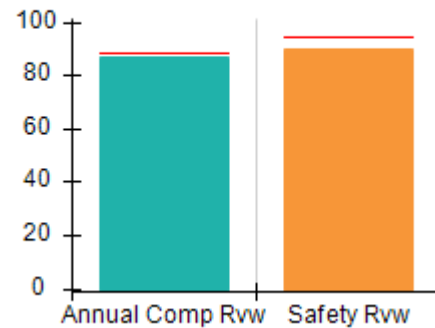


indicates average for all CPAs

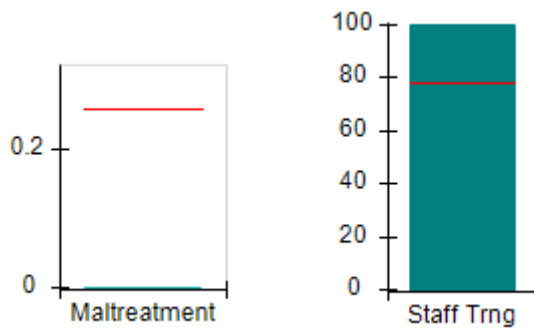
**Overall Score (%)**



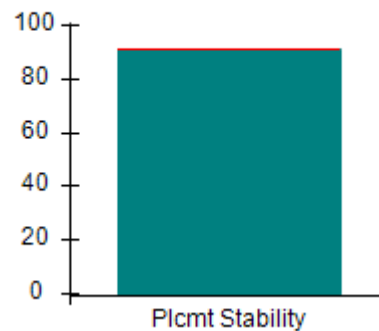
**OPM Monitoring Reviews (%)**



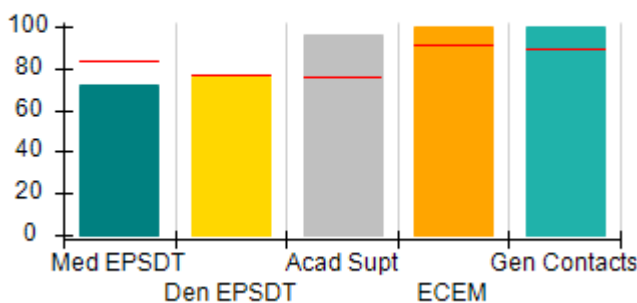
**Safety Outcomes (%)**



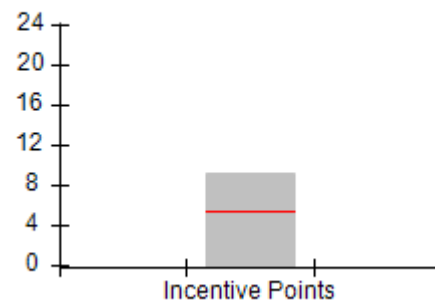
**Permanency Outcomes (%)**



**Well-Being Outcomes (%)**



**Incentives Earned (Points)**





**DHS, DFCS, Office of Provider Management**  
**Performance-Based Placement Measures**  
**RBWO Provider GA+SCORECARD - CPA**



**Report Quarter: Q4 FY2017**

**Provider/Program Name: Neighbor to Family - Richmond County (1034) - CPA**

<b>801 Greene St., Augusta, GA 30901</b>  <b>Phone: 706-396-2180</b>  <b>Vendor ID# 35506</b>		<b>Quarterly Scores (Grades)</b>		<b>Current Quarter Score (Grade)</b>
		<b>Q1: 97.32 (A+)</b>	<b>Q2: 93.18 (A-)</b>	<b>100.67%</b>
		<b>Q3: 96.73 (A)</b>	<b>Q4: 100.67 (A+)</b>	<b>(A+)</b>
# New Foster Homes During Quarter: 1		# Children in Care During Quarter: 34	# Placements During Quarter: 34	# Children in Care On Last Day: 21
	<b>Avg Performance All CPAs (%)</b>	<b>Provider Performance (%)*</b>	<b>Possible Points (Weight)</b>	<b>Provider Points Earned</b>
<b>OPM Monitoring Reviews</b>				
Annual Comprehensive Reviews	89%	87%	25	21.64
Safety Reviews	95%	90%	15	13.48
<b>Monitoring Sub-Total</b>			<b>40</b>	<b>35.12</b>
<b>CPA Safety Outcomes</b>				
Incidence of Maltreatment	0.26%	No Substantiated Reports	10	10.00
Staff Training	78%	100%	10	10.00
<b>Safety Sub-Total</b>			<b>20</b>	<b>20.00</b>
<b>CPA Permanency Outcomes</b>				
Placement Stability	91%	91%	15	13.65
<b>Permanency Sub-Total</b>			<b>15</b>	<b>13.65</b>
<b>CPA Well-Being Outcomes</b>				
EPSDT Medical Visits	83%	72%	4	2.88
EPSDT Dental Visits	77%	76%	4	3.04
Academic Supports	75%	96%	3	2.88
Provider ECEM Visits	91%	100%	7	7.00
Provider General Contacts	89%	100%	7	7.00
Placements with Siblings	60%	84%	Not Scored	Not Scored
Placements within Legal County	16%	50%	Not Scored	Not Scored
<b>Well-Being Sub-Total</b>			<b>25</b>	<b>22.80</b>

\*Performance calculation descriptions can be found in the FY 2017 RBWO PBP Measurements and Standards Guide.

<b>Monitoring &amp; Outcomes: Possible Points = 100</b>		<b>Points Earned: 91.57</b>	
<b>Score Before Incentives Credit</b>			<b>91.57%</b>
<b>Incentives Awarded</b>			<b>9.10 pts</b>
<b>PBP Verification</b>			<b>0.00 pts</b>
<b>Total Score</b>			<b>100.67%</b>

**Provider/Program Name: Neighbor to Family - Richmond County (1034) - CPA**



**DHS, DFCS, Office of Provider Management**  
**Performance-Based Placement Measures**  
**RBWO Provider GA+SCORECARD - CPA**



**Report Quarter: Q4 FY2017**

# New Foster Homes During Quarter: 1		# Children in Care During Quarter: 34	# Placements During Quarter: 34	# Children in Care On Last Day: 21
<b>CPA Incentive Credits</b>	<b>Avg Performance All CPAs (%)</b>	<b>Provider Performance (%)*</b>	<b>Possible Points (Weight)</b>	<b>Provider Points Earned</b>
Early EPSDT Medical Visits		43%	2	0.86
Early EPSDT Dental Visits		22%	2	0.44
Permanency Contacts		0%	5	0.00
Additional Academic Supports		90%	2	1.80
Foster Hm Retention Rate (threshold = 90)		100%	2	2.00
Foster Hm Recruitment (threshold = 100)		0%	2	0.00
Active Agency Accreditation		100%	4	4.00
Staff Clinical Licensure		0%	5	0.00
<b>Incentives Total</b>	<b>5.32</b>		<b>24</b>	<b>9.10</b>
Maximum total combined incentive credit allowed is 10 points.			<b>Incentives Awarded</b>	<b>9.10</b>
*Performance calculation descriptions can be found in the FY 2017 RBWO PBP Measurements and Standards Guide.				

### Child Protective Services Investigations and Dispositions

The following investigations data, which is not used for scoring but is considered significant to a provider's performance, is from Georgia SHINES and is not considered final or complete until the end of the fiscal year.

Total Reports:	1
Number Screened In:	0
Number Screened Out:	1
Number Substantiated:	0
Number Unsubstantiated:	0
Number Active CPS Investigations:	0



**DHS, DFCS, Office of Provider Management**  
**Performance-Based Placement Measures**  
**RBWO Provider GA+SCORECARD - CPA**



**Report Quarter: Q4 FY2017**

**Provider/Program Name: New Beginnings, Life Changing Network, Inc. - (979) - CPA**

<b>50 Hurt Plaza , Atlanta, GA 30303</b>  <b>Phone: 404-298-0888</b>  <b>Vendor ID# 40080</b>	Quarterly Scores (Grades)		Current Quarter Score (Grade)
	<b>Q1: 74.54 (C)</b>	<b>Q2: 77.24 (C+)</b>	<b>73.02%</b> <b>(C-)</b>
	<b>Q3: 78.86 (C+)</b>	<b>Q4: 73.02 (C-)</b>	
# New Foster Homes During Quarter: 2	# Children in Care During Quarter: 87	# Placements During Quarter: 88	# Children in Care On Last Day: 70

**Quarterly Provider Comparisons to All CPAs**

▼ — indicates average for all CPAs





**DHS, DFCS, Office of Provider Management**  
**Performance-Based Placement Measures**  
**RBWO Provider GA+SCORECARD - CPA**



**Report Quarter: Q4 FY2017**

**Provider/Program Name: New Beginnings, Life Changing Network, Inc. - (979) - CPA**

50 Hurt Plaza , Atlanta, GA 30303		Quarterly Scores (Grades)		Current Quarter Score (Grade)
Phone: 404-298-0888		Q1: 74.54 (C)	Q2: 77.24 (C+)	73.02% (C-)
Vendor ID# 40080		Q3: 78.86 (C+)	Q4: 73.02 (C-)	
# New Foster Homes During Quarter: 2		# Children in Care During Quarter: 87	# Placements During Quarter: 88	# Children in Care On Last Day: 70
	Avg Performance All CPAs (%)	Provider Performance (%)*	Possible Points (Weight)	Provider Points Earned
<b>OPM Monitoring Reviews</b>				
Annual Comprehensive Reviews	89%	71%	25	17.63
Safety Reviews	95%	95%	15	14.21
<b>Monitoring Sub-Total</b>			<b>40</b>	<b>31.83</b>
<b>CPA Safety Outcomes</b>				
Incidence of Maltreatment	0.26%	No Substantiated Reports	10	10.00
Staff Training	78%	40%	10	4.00
<b>Safety Sub-Total</b>			<b>20</b>	<b>14.00</b>
<b>CPA Permanency Outcomes</b>				
Placement Stability	91%	90%	15	13.50
<b>Permanency Sub-Total</b>			<b>15</b>	<b>13.50</b>
<b>CPA Well-Being Outcomes</b>				
EPSDT Medical Visits	83%	75%	4	3.00
EPSDT Dental Visits	77%	65%	4	2.60
Academic Supports	75%	22%	3	0.66
Provider ECEM Visits	91%	83%	7	5.81
Provider General Contacts	89%	62%	7	4.34
Placements with Siblings	60%	84%	Not Scored	Not Scored
Placements within Legal County	16%	14%	Not Scored	Not Scored
<b>Well-Being Sub-Total</b>			<b>25</b>	<b>16.41</b>

\*Performance calculation descriptions can be found in the FY 2017 RBWO PBP Measurements and Standards Guide.

<b>Monitoring &amp; Outcomes: Possible Points = 100</b>	<b>Points Earned: 75.74</b>
<b>Score Before Incentives Credit</b>	<b>75.74%</b>
<b>Incentives Awarded</b>	<b>0.92 pts</b>
<b>PBP Verification</b>	<b>-3.64 pts</b>
<b>Total Score</b>	<b>73.02%</b>

**Provider/Program Name: New Beginnings, Life Changing Network, Inc. - (979) - CPA**



**DHS, DFCS, Office of Provider Management**  
**Performance-Based Placement Measures**  
**RBWO Provider GA+SCORECARD - CPA**



**Report Quarter: Q4 FY2017**

# New Foster Homes During Quarter: 2		# Children in Care During Quarter: 87	# Placements During Quarter: 88	# Children in Care On Last Day: 70
<b>CPA Incentive Credits</b>	<b>Avg Performance All CPAs (%)</b>	<b>Provider Performance (%)*</b>	<b>Possible Points (Weight)</b>	<b>Provider Points Earned</b>
Early EPSDT Medical Visits		14%	2	0.28
Early EPSDT Dental Visits		17%	2	0.34
Permanency Contacts		0%	5	0.00
Additional Academic Supports		15%	2	0.30
Foster Hm Retention Rate (threshold = 90)		78%	2	0.00
Foster Hm Recruitment (threshold = 100)		25%	2	0.00
Active Agency Accreditation		0%	4	0.00
Staff Clinical Licensure		0%	5	0.00
<b>Incentives Total</b>	<b>5.32</b>		<b>24</b>	<b>0.92</b>
Maximum total combined incentive credit allowed is 10 points.			<b>Incentives Awarded</b>	<b>0.92</b>
*Performance calculation descriptions can be found in the FY 2017 RBWO PBP Measurements and Standards Guide.				

### Child Protective Services Investigations and Dispositions

The following investigations data, which is not used for scoring but is considered significant to a provider's performance, is from Georgia SHINES and is not considered final or complete until the end of the fiscal year.

Total Reports:	0	
Number Screened In:	0	
Number Screened Out:	0	
Number Substantiated:	0	
Number Unsubstantiated:	0	
Number Active CPS Investigations:	0	



**DHS, DFCS, Office of Provider Management**  
**Performance-Based Placement Measures**  
**RBWO Provider GA+SCORECARD - CPA**

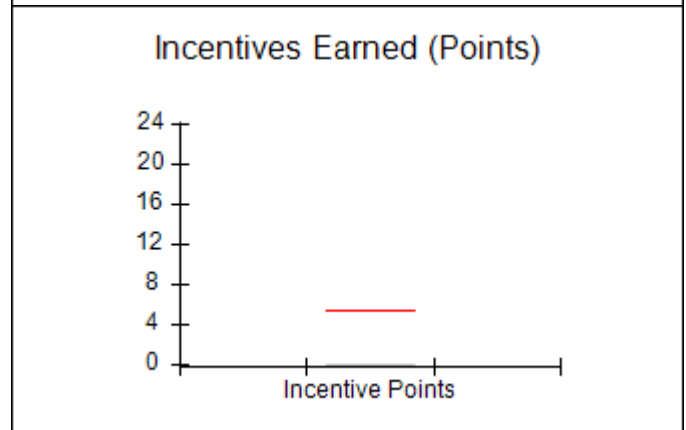
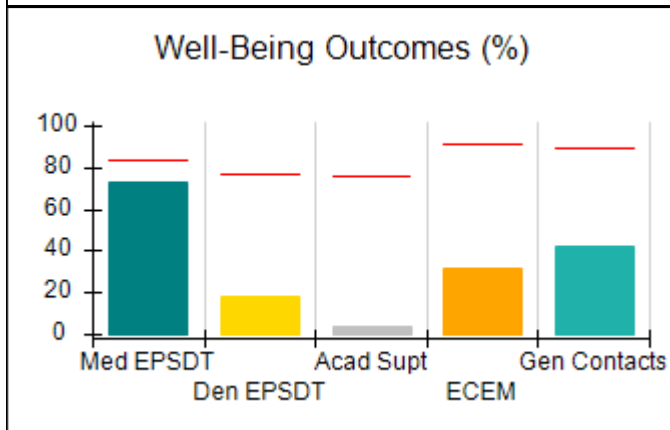
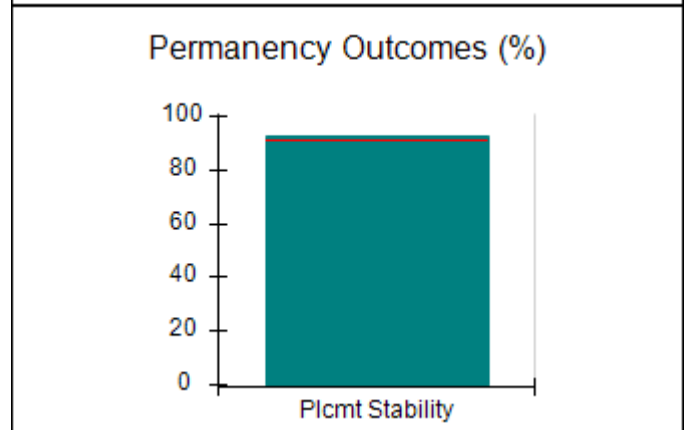
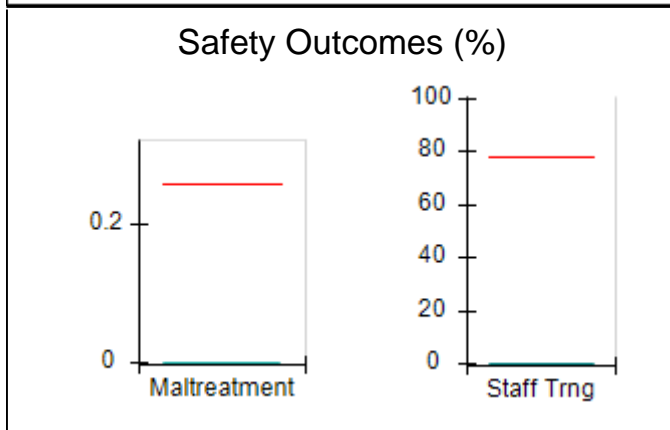
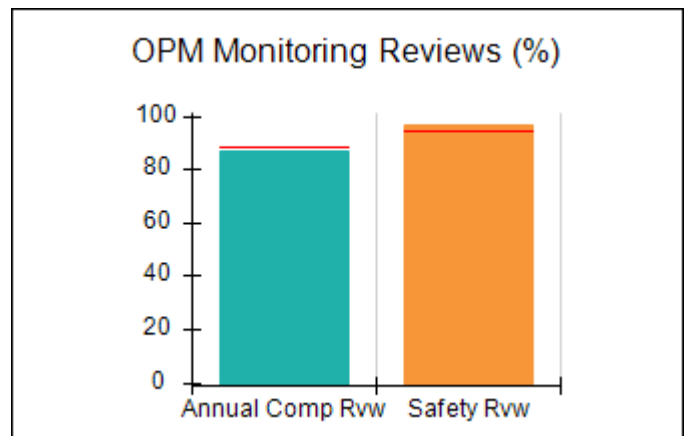
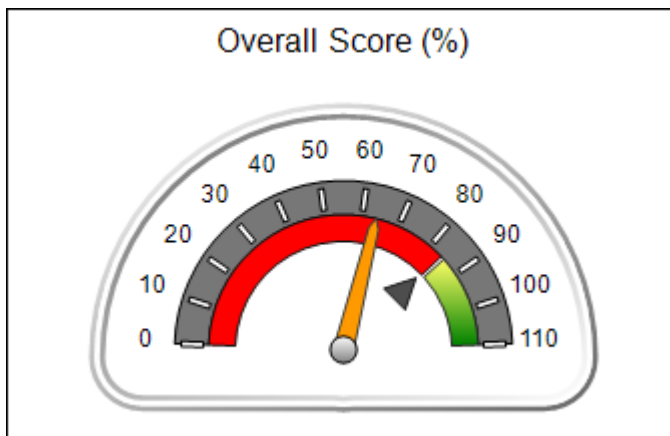


**Report Quarter: Q4 FY2017**

**Provider/Program Name: New Horizons Community Services Board - New Horizons (877) - CPA**

<b>2100 Comer Ave., Columbus, GA 31904</b>  <b>Phone: 706-596-5583</b>  <b>Vendor ID# 35508</b>	Quarterly Scores (Grades)		Current Quarter Score (Grade)
	Q1: 81.51 (B-)	Q2: 81.71 (B-)	<b>63.75% (D-)</b>
	Q3: 74.85 (C)	Q4: 63.75 (D-)	
# New Foster Homes During Quarter: 0	# Children in Care During Quarter: 15	# Placements During Quarter: 16	# Children in Care On Last Day: 10
<b>Quarterly Provider Comparisons to All CPAs</b>			

▼ — indicates average for all CPAs





**DHS, DFCS, Office of Provider Management**  
**Performance-Based Placement Measures**  
**RBWO Provider GA+SCORECARD - CPA**



**Report Quarter: Q4 FY2017**

**Provider/Program Name: New Horizons Community Services Board - New Horizons (877) - CPA**

2100 Comer Ave., Columbus, GA 31904		Quarterly Scores (Grades)		Current Quarter Score (Grade)
Phone: 706-596-5583		Q1: 81.51 (B-)	Q2: 81.71 (B-)	63.75%
Vendor ID# 35508		Q3: 74.85 (C)	Q4: 63.75 (D-)	(D-)
# New Foster Homes During Quarter: 0		# Children in Care During Quarter: 15	# Placements During Quarter: 16	# Children in Care On Last Day: 10
	Avg Performance All CPAs (%)	Provider Performance (%)*	Possible Points (Weight)	Provider Points Earned
<b>OPM Monitoring Reviews</b>				
Annual Comprehensive Reviews	89%	87%	25	21.77
Safety Reviews	95%	97%	15	14.50
<b>Monitoring Sub-Total</b>			<b>40</b>	<b>36.27</b>
<b>CPA Safety Outcomes</b>				
Incidence of Maltreatment	0.26%	No Substantiated Reports	10	10.00
Staff Training	78%	0%	10	0.00
<b>Safety Sub-Total</b>			<b>20</b>	<b>10.00</b>
<b>CPA Permanency Outcomes</b>				
Placement Stability	91%	93%	15	13.95
<b>Permanency Sub-Total</b>			<b>15</b>	<b>13.95</b>
<b>CPA Well-Being Outcomes</b>				
EPSDT Medical Visits	83%	73%	4	2.92
EPSDT Dental Visits	77%	18%	4	0.72
Academic Supports	75%	4%	3	0.12
Provider ECEM Visits	91%	32%	7	2.24
Provider General Contacts	89%	42%	7	2.94
Placements with Siblings	60%	60%	Not Scored	Not Scored
Placements within Legal County	16%	25%	Not Scored	Not Scored
<b>Well-Being Sub-Total</b>			<b>25</b>	<b>8.94</b>

\*Performance calculation descriptions can be found in the FY 2017 RBWO PBP Measurements and Standards Guide.

<b>Monitoring &amp; Outcomes: Possible Points = 100</b>	<b>Points Earned: 69.16</b>
<b>Score Before Incentives Credit</b>	<b>69.16%</b>
<b>Incentives Awarded</b>	<b>0.00 pts</b>
<b>PBP Verification</b>	<b>-5.41 pts</b>
<b>Total Score</b>	<b>63.75%</b>





DHS, DFCS, Office of Provider Management  
**Performance-Based Placement Measures**  
**RBWO Provider GA+SCORECARD - CPA**



Report Quarter: Q4 FY2017

**Provider/Program Name: New Horizons Community Services Board - New Horizons (877) - CPA**

# New Foster Homes During Quarter: 0		# Children in Care During Quarter: 15	# Placements During Quarter: 16	# Children in Care On Last Day: 10
CPA Incentive Credits	Avg Performance All CPAs (%)	Provider Performance (%)*	Possible Points (Weight)	Provider Points Earned
Early EPSDT Medical Visits		0%	2	0.00
Early EPSDT Dental Visits		0%	2	0.00
Permanency Contacts		0%	5	0.00
Additional Academic Supports		0%	2	0.00
Foster Hm Retention Rate (threshold = 90)		75%	2	0.00
Foster Hm Recruitment (threshold = 100)		0%	2	0.00
Active Agency Accreditation		0%	4	0.00
Staff Clinical Licensure		0%	5	0.00
<b>Incentives Total</b>	<b>5.32</b>		<b>24</b>	<b>0.00</b>
Maximum total combined incentive credit allowed is 10 points.			<b>Incentives Awarded</b>	<b>0.00</b>

\*Performance calculation descriptions can be found in the FY 2017 RBWO PBP Measurements and Standards Guide.

**Child Protective Services Investigations and Dispositions**

The following investigations data, which is not used for scoring but is considered significant to a provider's performance, is from Georgia SHINES and is not considered final or complete until the end of the fiscal year.

Total Reports:	0
Number Screened In:	0
Number Screened Out:	0
Number Substantiated:	0
Number Unsubstantiated:	0
Number Active CPS Investigations:	0



**DHS, DFCS, Office of Provider Management**  
**Performance-Based Placement Measures**  
**RBWO Provider GA+SCORECARD - CPA**



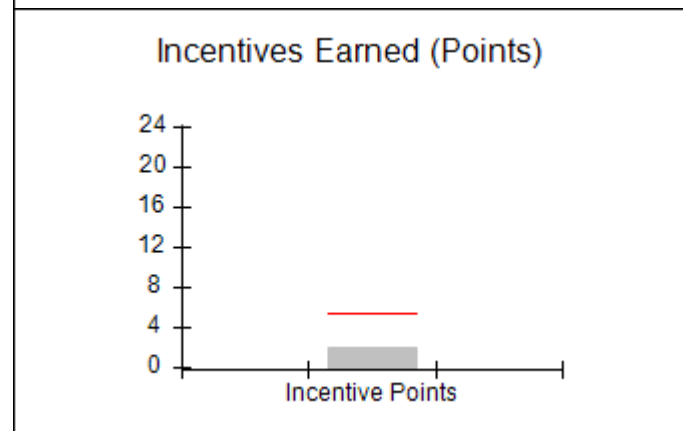
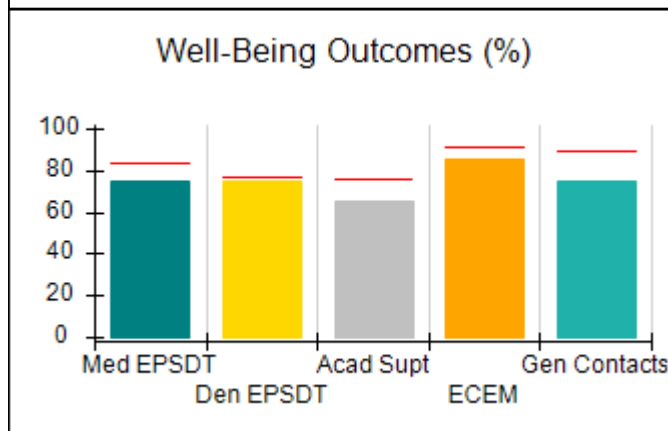
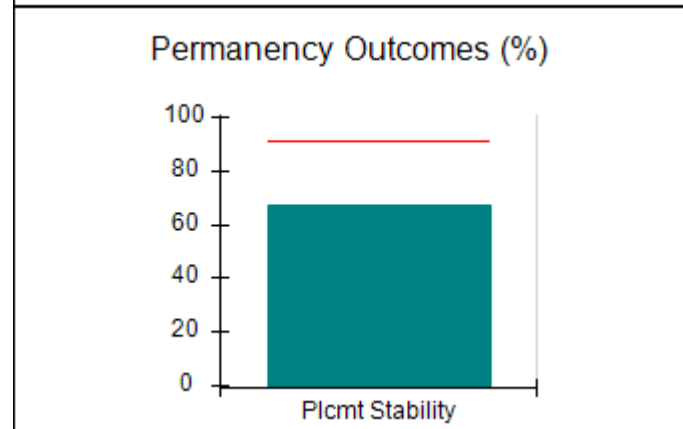
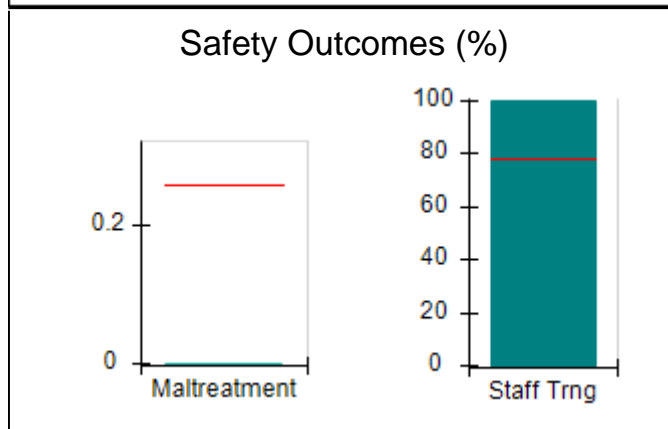
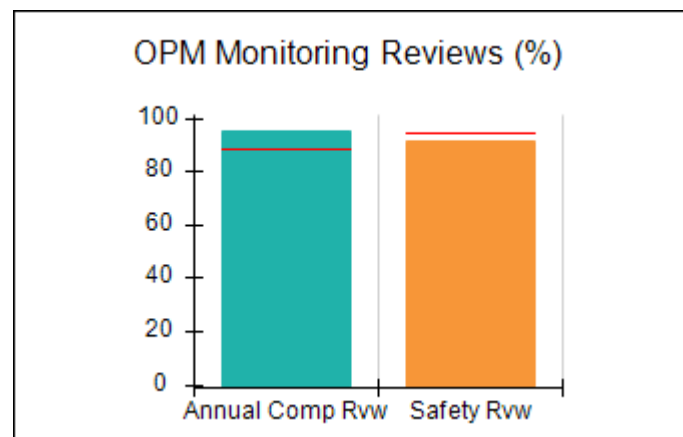
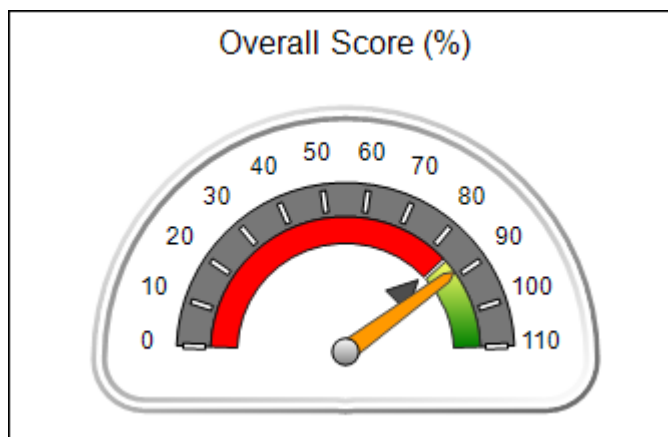
**Report Quarter: Q4 FY2017**

**Provider/Program Name: On The Path - (5209) - CPA**

<b>108 Byrd Way, Warner Robins, GA 31088</b>  <b>Phone: 478-953-0330</b>  <b>Vendor ID# 133540</b>	Quarterly Scores (Grades)		Current Quarter Score (Grade)
	Q1: 83.21 (B-)	Q2: 87.67 (B+)	<b>88.64%</b> <b>(B+)</b>
	Q3: 93.07 (A-)	Q4: 88.64 (B+)	
# New Foster Homes During Quarter: 1	# Children in Care During Quarter: 9	# Placements During Quarter: 12	# Children in Care On Last Day: 7

**Quarterly Provider Comparisons to All CPAs**

▼ — indicates average for all CPAs





**DHS, DFCS, Office of Provider Management**  
**Performance-Based Placement Measures**  
**RBWO Provider GA+SCORECARD - CPA**



**Report Quarter: Q4 FY2017**

**Provider/Program Name: On The Path - (5209) - CPA**

<b>108 Byrd Way, Warner Robins, GA 31088</b>  <b>Phone: 478-953-0330</b>  <b>Vendor ID# 133540</b>		<b>Quarterly Scores (Grades)</b>		<b>Current Quarter Score (Grade)</b>
		<b>Q1: 83.21 (B-)</b>	<b>Q2: 87.67 (B+)</b>	<b>88.64%</b>
		<b>Q3: 93.07 (A-)</b>	<b>Q4: 88.64 (B+)</b>	<b>(B+)</b>
# New Foster Homes During Quarter: 1		# Children in Care During Quarter: 9	# Placements During Quarter: 12	# Children in Care On Last Day: 7
	<b>Avg Performance All CPAs (%)</b>	<b>Provider Performance (%)*</b>	<b>Possible Points (Weight)</b>	<b>Provider Points Earned</b>
<b>OPM Monitoring Reviews</b>				
Annual Comprehensive Reviews	89%	95%	25	23.75
Safety Reviews	95%	91%	15	13.69
<b>Monitoring Sub-Total</b>			<b>40</b>	<b>37.44</b>
<b>CPA Safety Outcomes</b>				
Incidence of Maltreatment	0.26%	No Substantiated Reports	10	10.00
Staff Training	78%	100%	10	10.00
<b>Safety Sub-Total</b>			<b>20</b>	<b>20.00</b>
<b>CPA Permanency Outcomes</b>				
Placement Stability	91%	67%	15	10.05
<b>Permanency Sub-Total</b>			<b>15</b>	<b>10.05</b>
<b>CPA Well-Being Outcomes</b>				
EPSDT Medical Visits	83%	75%	4	3.00
EPSDT Dental Visits	77%	75%	4	3.00
Academic Supports	75%	65%	3	1.95
Provider ECEM Visits	91%	85%	7	5.95
Provider General Contacts	89%	75%	7	5.25
Placements with Siblings	60%	31%	Not Scored	Not Scored
Placements within Legal County	16%	0%	Not Scored	Not Scored
<b>Well-Being Sub-Total</b>			<b>25</b>	<b>19.15</b>

\*Performance calculation descriptions can be found in the FY 2017 RBWO PBP Measurements and Standards Guide.

<b>Monitoring &amp; Outcomes: Possible Points = 100</b>		<b>Points Earned: 86.64</b>	
<b>Score Before Incentives Credit</b>			<b>86.64%</b>
<b>Incentives Awarded</b>			<b>2.00 pts</b>
<b>PBP Verification</b>			<b>0.00 pts</b>
<b>Total Score</b>			<b>88.64%</b>

**Provider/Program Name: On The Path - (5209) - CPA**



**DHS, DFCS, Office of Provider Management**  
**Performance-Based Placement Measures**  
**RBWO Provider GA+SCORECARD - CPA**



**Report Quarter: Q4 FY2017**

# New Foster Homes During Quarter: 1		# Children in Care During Quarter: 9	# Placements During Quarter: 12	# Children in Care On Last Day: 7
<b>CPA Incentive Credits</b>	<b>Avg Performance All CPAs (%)</b>	<b>Provider Performance (%)*</b>	<b>Possible Points (Weight)</b>	<b>Provider Points Earned</b>
Early EPSDT Medical Visits		0%	2	0.00
Early EPSDT Dental Visits		0%	2	0.00
Permanency Contacts		0%	5	0.00
Additional Academic Supports		0%	2	0.00
Foster Hm Retention Rate (threshold = 90)		80%	2	0.00
Foster Hm Recruitment (threshold = 100)		100%	2	2.00
Active Agency Accreditation		0%	4	0.00
Staff Clinical Licensure		0%	5	0.00
<b>Incentives Total</b>	<b>5.32</b>		<b>24</b>	<b>2.00</b>
Maximum total combined incentive credit allowed is 10 points.			<b>Incentives Awarded</b>	<b>2.00</b>
*Performance calculation descriptions can be found in the FY 2017 RBWO PBP Measurements and Standards Guide.				

### Child Protective Services Investigations and Dispositions

The following investigations data, which is not used for scoring but is considered significant to a provider's performance, is from Georgia SHINES and is not considered final or complete until the end of the fiscal year.

Total Reports:	0	
Number Screened In:	0	
Number Screened Out:	0	
Number Substantiated:	0	
Number Unsubstantiated:	2	
Number Active CPS Investigations:	-2	



DHS, DFCS, Office of Provider Management  
**Performance-Based Placement Measures**  
**RBWO Provider GA+SCORECARD - CPA**



Report Quarter: Q4 FY2017

**Provider/Program Name: Ray of Hope Foster Care, Inc. - (5189) - CPA**

4405 Mall Blvd, Union City, GA 30291

Phone: 770-306-5144

Vendor ID# 125385

**Quarterly Scores (Grades)**

**Current Quarter Score (Grade)**

Q1: 92.53 (A-)

Q2: 86.52 (B)

**95.05%**

Q3: 91.57 (A-)

Q4: 95.05 (A)

**(A)**

# New Foster Homes During Quarter: 0

# Children in Care During Quarter: 28

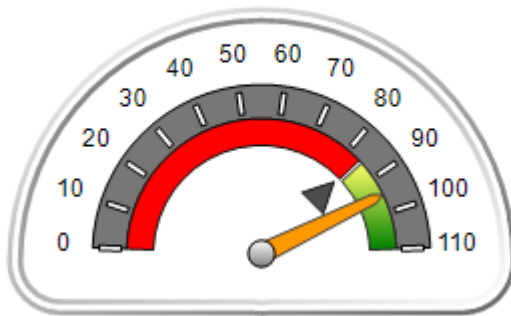
# Placements During Quarter: 30

# Children in Care On Last Day: 21

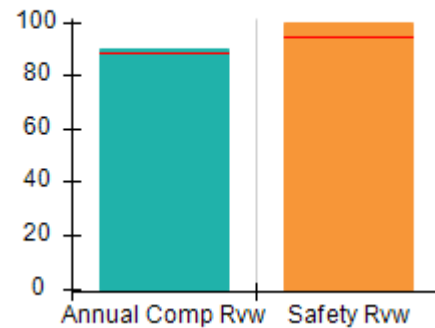
**Quarterly Provider Comparisons to All CPAs**

— indicates average for all CPAs

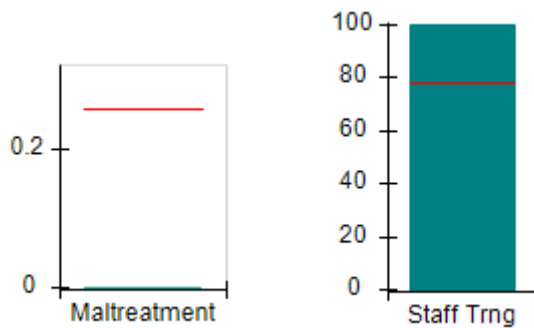
**Overall Score (%)**



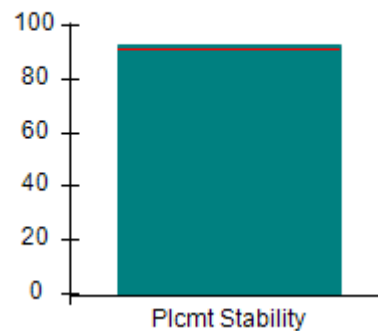
**OPM Monitoring Reviews (%)**



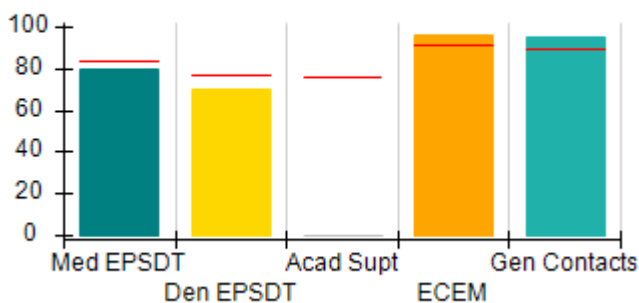
**Safety Outcomes (%)**



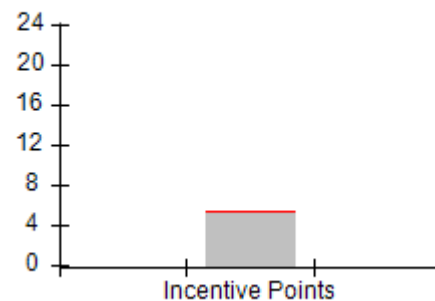
**Permanency Outcomes (%)**



**Well-Being Outcomes (%)**



**Incentives Earned (Points)**





**DHS, DFCS, Office of Provider Management**  
**Performance-Based Placement Measures**  
**RBWO Provider GA+SCORECARD - CPA**



**Report Quarter: Q4 FY2017**

**Provider/Program Name: Ray of Hope Foster Care, Inc. - (5189) - CPA**

4405 Mall Blvd, Union City, GA 30291		<b>Quarterly Scores (Grades)</b>		<b>Current Quarter Score (Grade)</b>
Phone: 770-306-5144		Q1: 92.53 (A-)	Q2: 86.52 (B)	<b>95.05%</b>
Vendor ID# 125385		Q3: 91.57 (A-)	Q4: 95.05 (A)	<b>(A)</b>
# New Foster Homes During Quarter: 0		# Children in Care During Quarter: 28	# Placements During Quarter: 30	# Children in Care On Last Day: 21
	<b>Avg Performance All CPAs (%)</b>	<b>Provider Performance (%)*</b>	<b>Possible Points (Weight)</b>	<b>Provider Points Earned</b>
<b>OPM Monitoring Reviews</b>				
Annual Comprehensive Reviews	89%	90%	25	22.53
Safety Reviews	95%	100%	15	15.00
<b>Monitoring Sub-Total</b>			<b>40</b>	<b>37.53</b>
<b>CPA Safety Outcomes</b>				
Incidence of Maltreatment	0.26%	No Substantiated Reports	10	10.00
Staff Training	78%	100%	10	10.00
<b>Safety Sub-Total</b>			<b>20</b>	<b>20.00</b>
<b>CPA Permanency Outcomes</b>				
Placement Stability	91%	93%	15	13.95
<b>Permanency Sub-Total</b>			<b>15</b>	<b>13.95</b>
<b>CPA Well-Being Outcomes</b>				
EPSDT Medical Visits	83%	80%	4	3.20
EPSDT Dental Visits	77%	70%	4	2.80
Academic Supports	75%	0%	3	0.00
Provider ECEM Visits	91%	96%	7	6.72
Provider General Contacts	89%	95%	7	6.65
Placements with Siblings	60%	50%	Not Scored	Not Scored
Placements within Legal County	16%	25%	Not Scored	Not Scored
<b>Well-Being Sub-Total</b>			<b>25</b>	<b>19.37</b>

\*Performance calculation descriptions can be found in the FY 2017 RBWO PBP Measurements and Standards Guide.

<b>Monitoring &amp; Outcomes: Possible Points = 100</b>		<b>Points Earned: 90.85</b>	
<b>Score Before Incentives Credit</b>			<b>90.85%</b>
<b>Incentives Awarded</b>			<b>5.36 pts</b>
<b>PBP Verification</b>			<b>-1.16 pts</b>
<b>Total Score</b>			<b>95.05%</b>

**Provider/Program Name: Ray of Hope Foster Care, Inc. - (5189) - CPA**



**DHS, DFCS, Office of Provider Management**  
**Performance-Based Placement Measures**  
**RBWO Provider GA+SCORECARD - CPA**



**Report Quarter: Q4 FY2017**

# New Foster Homes During Quarter: 0		# Children in Care During Quarter: 28	# Placements During Quarter: 30	# Children in Care On Last Day: 21
CPA Incentive Credits	Avg Performance All CPAs (%)	Provider Performance (%)*	Possible Points (Weight)	Provider Points Earned
Early EPSDT Medical Visits		43%	2	0.86
Early EPSDT Dental Visits		25%	2	0.50
Permanency Contacts		0%	5	0.00
Additional Academic Supports		0%	2	0.00
Foster Hm Retention Rate (threshold = 90)		100%	2	2.00
Foster Hm Recruitment (threshold = 100)		100%	2	2.00
Active Agency Accreditation		0%	4	0.00
Staff Clinical Licensure		0%	5	0.00
<b>Incentives Total</b>	<b>5.32</b>		<b>24</b>	<b>5.36</b>
Maximum total combined incentive credit allowed is 10 points.			<b>Incentives Awarded</b>	<b>5.36</b>
*Performance calculation descriptions can be found in the FY 2017 RBWO PBP Measurements and Standards Guide.				

### Child Protective Services Investigations and Dispositions

The following investigations data, which is not used for scoring but is considered significant to a provider's performance, is from Georgia SHINES and is not considered final or complete until the end of the fiscal year.

Total Reports:	2	
Number Screened In:	1	
Number Screened Out:	1	
Number Substantiated:	0	
Number Unsubstantiated:	1	
Number Active CPS Investigations:	0	



DHS, DFCS, Office of Provider Management  
**Performance-Based Placement Measures**  
**RBWO Provider GA+SCORECARD - CPA**



Report Quarter: Q4 FY2017

**Provider/Program Name: Trinity J and D, LLC - Trinity J and D, LLC (980) - CPA**

7805 Waters Avenue, Savannah, GA 31406

Phone: 912-443-3799

Vendor ID# 40245

**Quarterly Scores (Grades)**

**Current Quarter Score (Grade)**

Q1: 97.45 (A+)

Q2: 90.36 (A-)

**87.66%**

Q3: 83.36 (B-)

Q4: 87.66 (B+)

**(B+)**

# New Foster Homes During Quarter: 0

# Children in Care During Quarter: 38

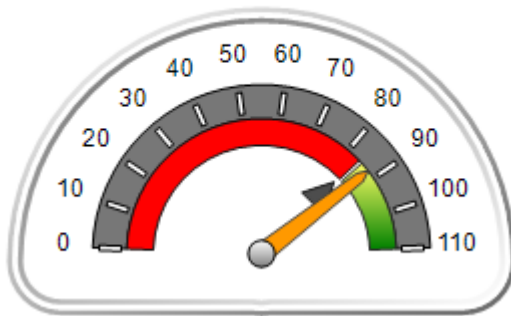
# Placements During Quarter: 40

# Children in Care On Last Day: 23

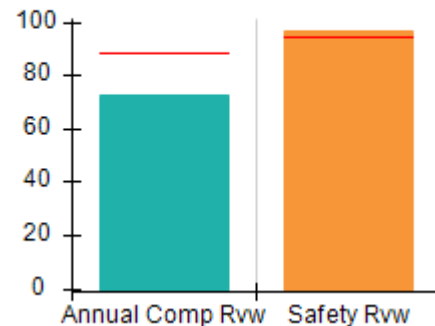
**Quarterly Provider Comparisons to All CPAs**

— indicates average for all CPAs

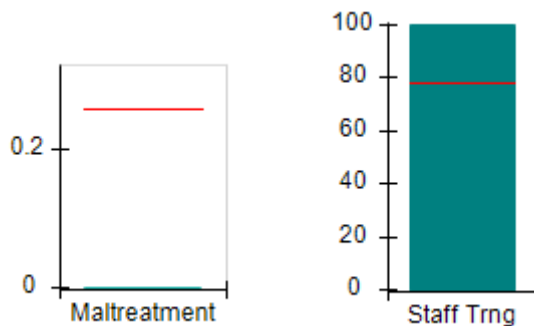
**Overall Score (%)**



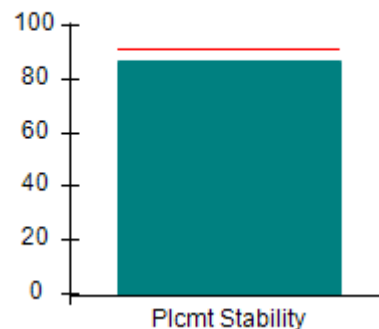
**OPM Monitoring Reviews (%)**



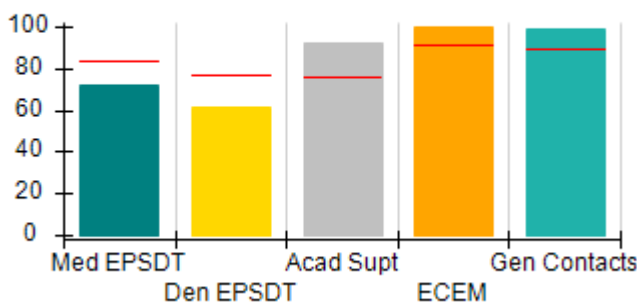
**Safety Outcomes (%)**




**Permanency Outcomes (%)**



**Well-Being Outcomes (%)**



**Incentives Earned (Points)**







**DHS, DFCS, Office of Provider Management**  
**Performance-Based Placement Measures**  
**RBWO Provider GA+SCORECARD - CPA**



**Report Quarter: Q4 FY2017**

**Provider/Program Name: Trinity J and D, LLC - Trinity J and D, LLC (980) - CPA**

<b>7805 Waters Avenue, Savannah, GA 31406</b>  <b>Phone: 912-443-3799</b>  <b>Vendor ID# 40245</b>		<b>Quarterly Scores (Grades)</b>		<b>Current Quarter Score (Grade)</b>
		<b>Q1: 97.45 (A+)</b>	<b>Q2: 90.36 (A-)</b>	<b>87.66%</b>
		<b>Q3: 83.36 (B-)</b>	<b>Q4: 87.66 (B+)</b>	<b>(B+)</b>
# New Foster Homes During Quarter: 0		# Children in Care During Quarter: 38	# Placements During Quarter: 40	# Children in Care On Last Day: 23
	<b>Avg Performance All CPAs (%)</b>	<b>Provider Performance (%)*</b>	<b>Possible Points (Weight)</b>	<b>Provider Points Earned</b>
<b>OPM Monitoring Reviews</b>				
Annual Comprehensive Reviews	89%	73%	25	18.20
Safety Reviews	95%	96%	15	14.46
<b>Monitoring Sub-Total</b>			<b>40</b>	<b>32.66</b>
<b>CPA Safety Outcomes</b>				
Incidence of Maltreatment	0.26%	No Substantiated Reports	10	10.00
Staff Training	78%	100%	10	10.00
<b>Safety Sub-Total</b>			<b>20</b>	<b>20.00</b>
<b>CPA Permanency Outcomes</b>				
Placement Stability	91%	87%	15	13.05
<b>Permanency Sub-Total</b>			<b>15</b>	<b>13.05</b>
<b>CPA Well-Being Outcomes</b>				
EPSDT Medical Visits	83%	72%	4	2.88
EPSDT Dental Visits	77%	61%	4	2.44
Academic Supports	75%	92%	3	2.76
Provider ECEM Visits	91%	100%	7	7.00
Provider General Contacts	89%	99%	7	6.93
Placements with Siblings	60%	22%	Not Scored	Not Scored
Placements within Legal County	16%	0%	Not Scored	Not Scored
<b>Well-Being Sub-Total</b>			<b>25</b>	<b>22.01</b>

\*Performance calculation descriptions can be found in the FY 2017 RBWO PBP Measurements and Standards Guide.

<b>Monitoring &amp; Outcomes: Possible Points = 100</b>		<b>Points Earned: 87.72</b>	
<b>Score Before Incentives Credit</b>			<b>87.72%</b>
<b>Incentives Awarded</b>			<b>0.54 pts</b>
<b>PBP Verification</b>			<b>-0.60 pts</b>
<b>Total Score</b>			<b>87.66%</b>

**Provider/Program Name: Trinity J and D, LLC - Trinity J and D, LLC (980) - CPA**



DHS, DFCS, Office of Provider Management  
**Performance-Based Placement Measures**  
**RBWO Provider GA+SCORECARD - CPA**



**Report Quarter: Q4 FY2017**

# New Foster Homes During Quarter: 0		# Children in Care During Quarter: 38	# Placements During Quarter: 40	# Children in Care On Last Day: 23
CPA Incentive Credits	Avg Performance All CPAs (%)	Provider Performance (%)*	Possible Points (Weight)	Provider Points Earned
Early EPSDT Medical Visits		0%	2	0.00
Early EPSDT Dental Visits		27%	2	0.54
Permanency Contacts		None Planned	5	
Additional Academic Supports		0%	2	0.00
Foster Hm Retention Rate (threshold = 90)		89%	2	0.00
Foster Hm Recruitment (threshold = 100)		0%	2	0.00
Active Agency Accreditation		0%	4	0.00
Staff Clinical Licensure		0%	5	0.00
<b>Incentives Total</b>	<b>5.32</b>		<b>24</b>	<b>0.54</b>
Maximum total combined incentive credit allowed is 10 points.			<b>Incentives Awarded</b>	<b>0.54</b>
*Performance calculation descriptions can be found in the FY 2017 RBWO PBP Measurements and Standards Guide.				

### Child Protective Services Investigations and Dispositions

The following investigations data, which is not used for scoring but is considered significant to a provider's performance, is from Georgia SHINES and is not considered final or complete until the end of the fiscal year.

Total Reports:	1	
Number Screened In:	0	
Number Screened Out:	1	
Number Substantiated:	0	
Number Unsubstantiated:	0	
Number Active CPS Investigations:	0	



**DHS, DFCS, Office of Provider Management**  
**Performance-Based Placement Measures**  
**RBWO Provider GA+SCORECARD - CPA**



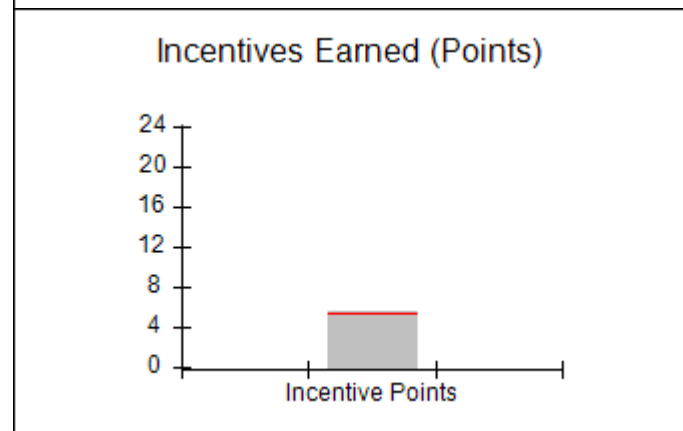
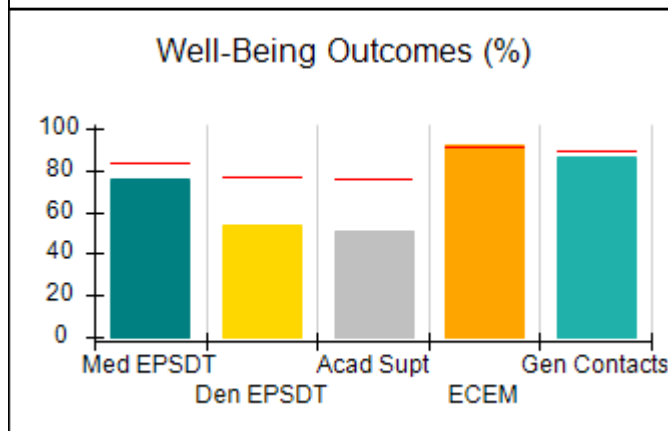
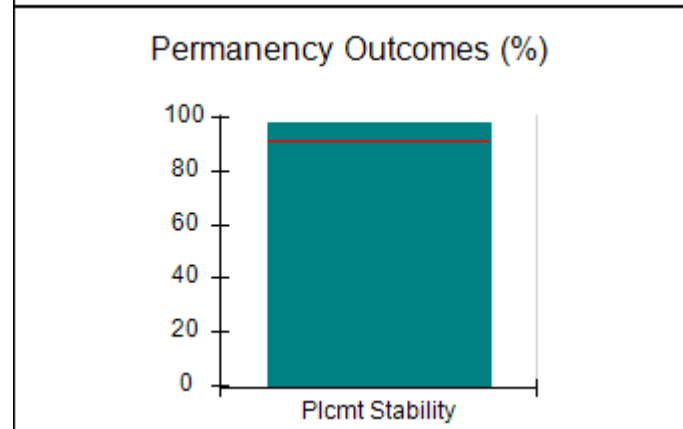
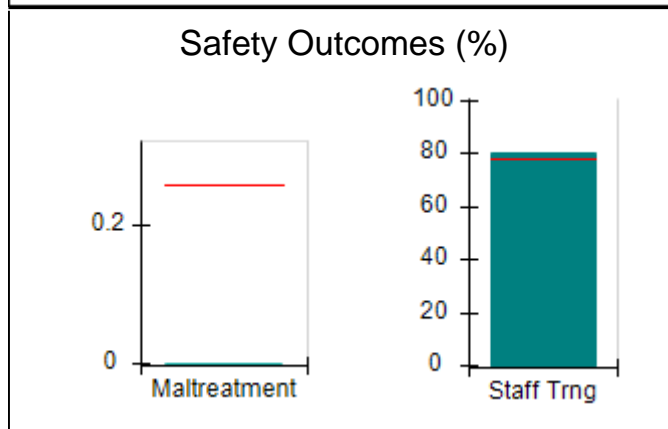
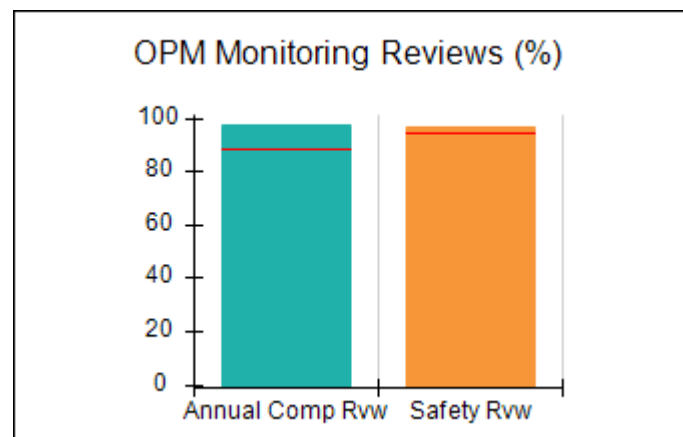
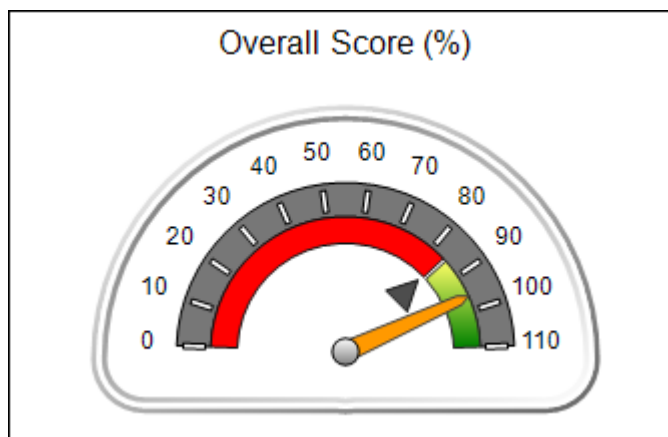
**Report Quarter: Q4 FY2017**

**Provider/Program Name: Twin Cedars Youth Services - Foster Care (932) - CPA**

<b>99 Johnson Street, LaGrange, GA 30241</b>  <b>Phone: 478-812-8284</b>  <b>Vendor ID# 35611</b>	Quarterly Scores (Grades)		Current Quarter Score (Grade)
	<b>Q1: 89.34 (B+)</b>	<b>Q2: 91.62 (A-)</b>	<b>96.15%</b>
	<b>Q3: 88.17 (B+)</b>	<b>Q4: 96.15 (A)</b>	<b>(A)</b>
# New Foster Homes During Quarter: 2	# Children in Care During Quarter: 54	# Placements During Quarter: 54	# Children in Care On Last Day: 46

**Quarterly Provider Comparisons to All CPAs**

▼ — indicates average for all CPAs





**DHS, DFCS, Office of Provider Management**  
**Performance-Based Placement Measures**  
**RBWO Provider GA+SCORECARD - CPA**



**Report Quarter: Q4 FY2017**

**Provider/Program Name: Twin Cedars Youth Services - Foster Care (932) - CPA**

<b>99 Johnson Street, LaGrange, GA 30241</b>  <b>Phone: 478-812-8284</b>  <b>Vendor ID# 35611</b>		<b>Quarterly Scores (Grades)</b>		<b>Current Quarter Score (Grade)</b>
		<b>Q1: 89.34 (B+)</b>	<b>Q2: 91.62 (A-)</b>	<b>96.15%</b>
		<b>Q3: 88.17 (B+)</b>	<b>Q4: 96.15 (A)</b>	<b>(A)</b>
# New Foster Homes During Quarter: 2		# Children in Care During Quarter: 54	# Placements During Quarter: 54	# Children in Care On Last Day: 46
	<b>Avg Performance All CPAs (%)</b>	<b>Provider Performance (%)*</b>	<b>Possible Points (Weight)</b>	<b>Provider Points Earned</b>
<b>OPM Monitoring Reviews</b>				
Annual Comprehensive Reviews	89%	97%	25	24.28
Safety Reviews	95%	97%	15	14.48
<b>Monitoring Sub-Total</b>			<b>40</b>	<b>38.76</b>
<b>CPA Safety Outcomes</b>				
Incidence of Maltreatment	0.26%	No Substantiated Reports	10	10.00
Staff Training	78%	80%	10	8.00
<b>Safety Sub-Total</b>			<b>20</b>	<b>18.00</b>
<b>CPA Permanency Outcomes</b>				
Placement Stability	91%	98%	15	14.70
<b>Permanency Sub-Total</b>			<b>15</b>	<b>14.70</b>
<b>CPA Well-Being Outcomes</b>				
EPSDT Medical Visits	83%	76%	4	3.04
EPSDT Dental Visits	77%	54%	4	2.16
Academic Supports	75%	51%	3	1.53
Provider ECEM Visits	91%	92%	7	6.44
Provider General Contacts	89%	86%	7	6.02
Placements with Siblings	60%	49%	Not Scored	Not Scored
Placements within Legal County	16%	28%	Not Scored	Not Scored
<b>Well-Being Sub-Total</b>			<b>25</b>	<b>19.19</b>

\*Performance calculation descriptions can be found in the FY 2017 RBWO PBP Measurements and Standards Guide.

<b>Monitoring &amp; Outcomes: Possible Points = 100</b>		<b>Points Earned: 90.65</b>	
<b>Score Before Incentives Credit</b>			<b>90.65%</b>
<b>Incentives Awarded</b>			<b>5.50 pts</b>
<b>PBP Verification</b>			<b>0.00 pts</b>
<b>Total Score</b>			<b>96.15%</b>

**Provider/Program Name: Twin Cedars Youth Services - Foster Care (932) - CPA**



DHS, DFCS, Office of Provider Management  
**Performance-Based Placement Measures**  
**RBWO Provider GA+SCORECARD - CPA**



Report Quarter: Q4 FY2017

# New Foster Homes During Quarter: 2		# Children in Care During Quarter: 54	# Placements During Quarter: 54	# Children in Care On Last Day: 46
CPA Incentive Credits	Avg Performance All CPAs (%)	Provider Performance (%)*	Possible Points (Weight)	Provider Points Earned
Early EPSDT Medical Visits		41%	2	0.82
Early EPSDT Dental Visits		34%	2	0.68
Permanency Contacts		0%	5	0.00
Additional Academic Supports		0%	2	0.00
Foster Hm Retention Rate (threshold = 90)		95%	2	2.00
Foster Hm Recruitment (threshold = 100)		75%	2	0.00
Active Agency Accreditation		50%	4	2.00
Staff Clinical Licensure		0%	5	0.00
<b>Incentives Total</b>	<b>5.32</b>		<b>24</b>	<b>5.50</b>
Maximum total combined incentive credit allowed is 10 points.			<b>Incentives Awarded</b>	<b>5.50</b>
*Performance calculation descriptions can be found in the FY 2017 RBWO PBP Measurements and Standards Guide.				

### Child Protective Services Investigations and Dispositions

The following investigations data, which is not used for scoring but is considered significant to a provider's performance, is from Georgia SHINES and is not considered final or complete until the end of the fiscal year.

Total Reports:	0	
Number Screened In:	0	
Number Screened Out:	0	
Number Substantiated:	0	
Number Unsubstantiated:	0	
Number Active CPS Investigations:	0	



**DHS, DFCS, Office of Provider Management**  
**Performance-Based Placement Measures**  
**RBWO Provider GA+SCORECARD - CPA**



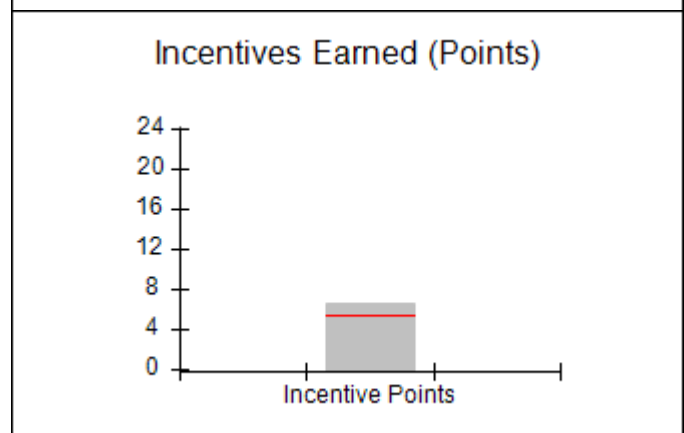
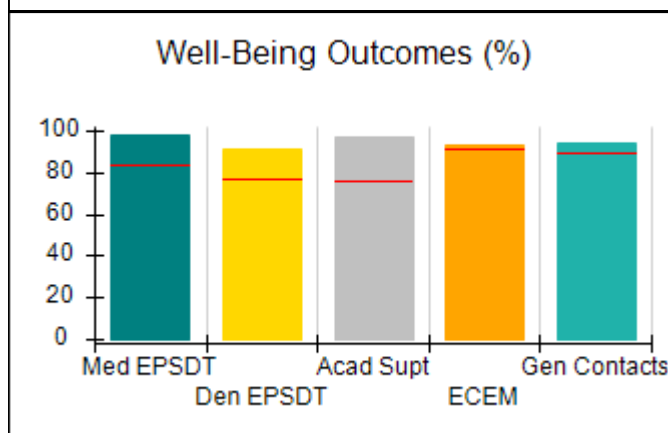
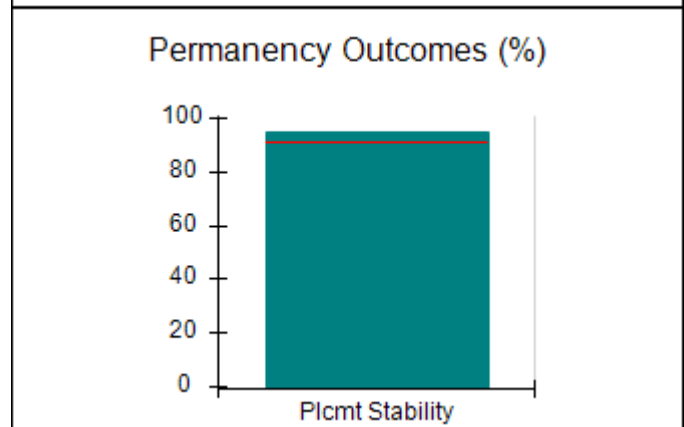
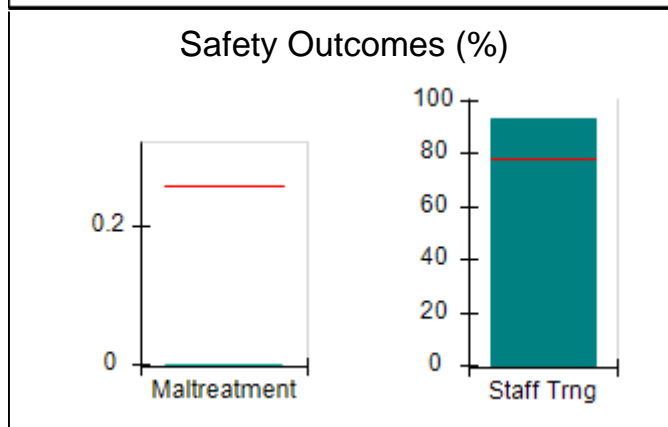
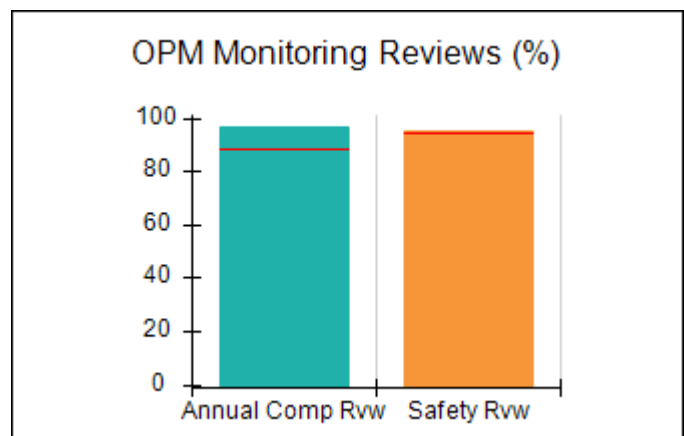
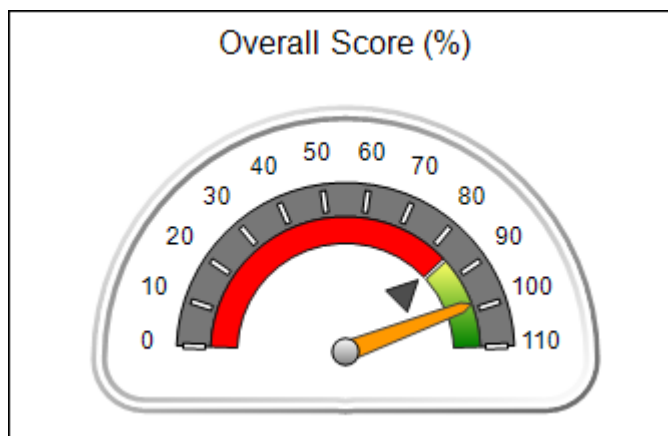
**Report Quarter: Q4 FY2017**

**Provider/Program Name: United Methodist Children Home of the North GA Conference - (847) - CPA**

<b>500 South Columbia Dr., Decatur, GA 30030</b>  <b>Phone: 404-327-5820</b>  <b>Vendor ID# 45624</b>	Quarterly Scores (Grades)		Current Quarter Score (Grade)
	Q1: 105.50 (A+)	Q2: 104.12 (A+)	<b>98.32%</b>  <b>(A+)</b>
	Q3: 101.12 (A+)	Q4: 98.32 (A+)	
# New Foster Homes During Quarter: 14	# Children in Care During Quarter: 151	# Placements During Quarter: 158	# Children in Care On Last Day: 134

**Quarterly Provider Comparisons to All CPAs**

▼ — indicates average for all CPAs





**DHS, DFCS, Office of Provider Management**  
**Performance-Based Placement Measures**  
**RBWO Provider GA+SCORECARD - CPA**



**Report Quarter: Q4 FY2017**

**Provider/Program Name: United Methodist Children Home of the North GA Conference - (847) - CPA**

<b>500 South Columbia Dr., Decatur, GA 30030</b>  <b>Phone: 404-327-5820</b>  <b>Vendor ID# 45624</b>	<b>Quarterly Scores (Grades)</b>		<b>Current Quarter Score (Grade)</b>
	<b>Q1: 105.50 (A+)</b>	<b>Q2: 104.12 (A+)</b>	<b>98.32%</b>
	<b>Q3: 101.12 (A+)</b>	<b>Q4: 98.32 (A+)</b>	<b>(A+)</b>

# New Foster Homes During Quarter: 14	# Children in Care During Quarter: 151	# Placements During Quarter: 158	# Children in Care On Last Day: 134
---------------------------------------	--	----------------------------------	-------------------------------------

	<b>Avg Performance All CPAs (%)</b>	<b>Provider Performance (%)*</b>	<b>Possible Points (Weight)</b>	<b>Provider Points Earned</b>
--	-------------------------------------	----------------------------------	---------------------------------	-------------------------------

**OPM Monitoring Reviews**

Annual Comprehensive Reviews	89%	97%	25	24.25
Safety Reviews	95%	95%	15	14.29
<b>Monitoring Sub-Total</b>			<b>40</b>	<b>38.54</b>

**CPA Safety Outcomes**

Incidence of Maltreatment	0.26%	No Substantiated Reports	10	10.00
Staff Training	78%	93%	10	9.30
<b>Safety Sub-Total</b>			<b>20</b>	<b>19.30</b>

**CPA Permanency Outcomes**

Placement Stability	91%	95%	15	14.25
<b>Permanency Sub-Total</b>			<b>15</b>	<b>14.25</b>

**CPA Well-Being Outcomes**

EPSDT Medical Visits	83%	98%	4	3.92
EPSDT Dental Visits	77%	91%	4	3.64
Academic Supports	75%	97%	3	2.91
Provider ECEM Visits	91%	93%	7	6.51
Provider General Contacts	89%	94%	7	6.58
Placements with Siblings	60%	60%	Not Scored	Not Scored
Placements within Legal County	16%	19%	Not Scored	Not Scored
<b>Well-Being Sub-Total</b>			<b>25</b>	<b>23.56</b>

\*Performance calculation descriptions can be found in the FY 2017 RBWO PBP Measurements and Standards Guide.

<b>Monitoring &amp; Outcomes: Possible Points = 100</b>		<b>Points Earned: 95.65</b>	
<b>Score Before Incentives Credit</b>			<b>95.65%</b>
<b>Incentives Awarded</b>			<b>6.46 pts</b>
<b>PBP Verification</b>			<b>-3.79 pts</b>
<b>Total Score</b>			<b>98.32%</b>



**DHS, DFCS, Office of Provider Management**  
**Performance-Based Placement Measures**  
**RBWO Provider GA+SCORECARD - CPA**



**Report Quarter: Q4 FY2017**

**Provider/Program Name: United Methodist Children Home of the North GA Conference - (847) - CPA**

# New Foster Homes During Quarter: 14		# Children in Care During Quarter: 151	# Placements During Quarter: 158	# Children in Care On Last Day: 134
CPA Incentive Credits	Avg Performance All CPAs (%)	Provider Performance (%)*	Possible Points (Weight)	Provider Points Earned
Early EPSDT Medical Visits		94%	2	1.88
Early EPSDT Dental Visits		79%	2	1.58
Permanency Contacts		0%	5	0.00
Additional Academic Supports		0%	2	0.00
Foster Hm Retention Rate (threshold = 90)		89%	2	0.00
Foster Hm Recruitment (threshold = 100)		350%	2	2.00
Active Agency Accreditation		0%	4	0.00
Staff Clinical Licensure		20%	5	1.00
<b>Incentives Total</b>	<b>5.32</b>		<b>24</b>	<b>6.46</b>
Maximum total combined incentive credit allowed is 10 points.			<b>Incentives Awarded</b>	<b>6.46</b>

\*Performance calculation descriptions can be found in the FY 2017 RBWO PBP Measurements and Standards Guide.

### Child Protective Services Investigations and Dispositions

The following investigations data, which is not used for scoring but is considered significant to a provider's performance, is from Georgia SHINES and is not considered final or complete until the end of the fiscal year.

Total Reports:	3
Number Screened In:	2
Number Screened Out:	1
Number Substantiated:	0
Number Unsubstantiated:	2
Number Active CPS Investigations:	0





DHS, DFCS, Office of Provider Management  
**Performance-Based Placement Measures**  
**RBWO Provider GA+SCORECARD - CPA**



Report Quarter: Q4 FY2017

**Provider/Program Name: Uniting Hope 4 Children - Augusta (5216) - CPA**

611 Telfair Street, Augusta, GA 30901

Phone: 678-585-4686

Vendor ID# 137160

**Quarterly Scores (Grades)**

Q1: 103.30 (A+)

Q2: 105.65 (A+)

Q3: 103.41 (A+)

Q4: 104.45 (A+)

**Current Quarter Score (Grade)**

**104.45%**

**(A+)**

# New Foster Homes During Quarter: 3

# Children in Care During Quarter: 14

# Placements During Quarter: 14

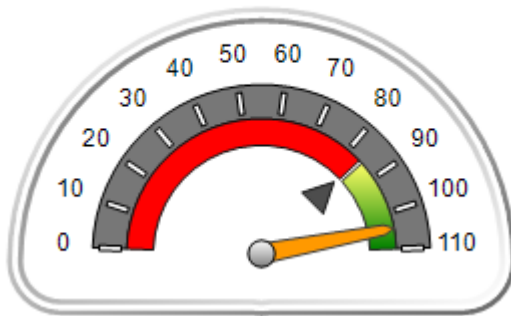
# Children in Care On Last Day: 9

**Quarterly Provider Comparisons to All CPAs**

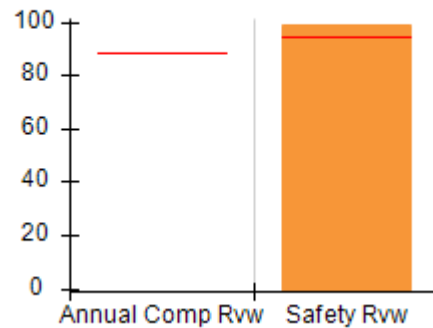


— indicates average for all CPAs

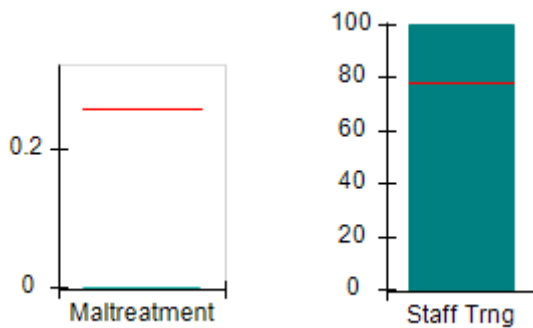
**Overall Score (%)**



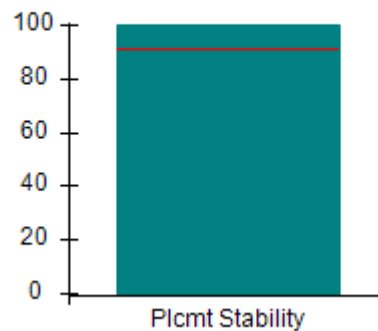
**OPM Monitoring Reviews (%)**



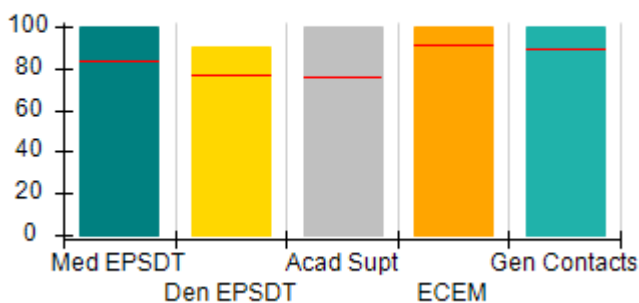
**Safety Outcomes (%)**



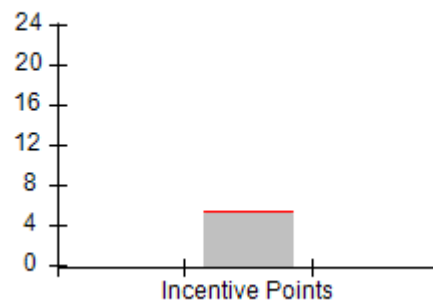
**Permanency Outcomes (%)**



**Well-Being Outcomes (%)**



**Incentives Earned (Points)**





**DHS, DFCS, Office of Provider Management**  
**Performance-Based Placement Measures**  
**RBWO Provider GA+SCORECARD - CPA**



**Report Quarter: Q4 FY2017**

**Provider/Program Name: Uniting Hope 4 Children - Augusta (5216) - CPA**

611 Telfair Street, Augusta, GA 30901		Quarterly Scores (Grades)		Current Quarter Score (Grade)
Phone: 678-585-4686		Q1: 103.30 (A+)	Q2: 105.65 (A+)	<b>104.45%</b> <b>(A+)</b>
Vendor ID# 137160		Q3: 103.41 (A+)	Q4: 104.45 (A+)	
# New Foster Homes During Quarter: 3		# Children in Care During Quarter: 14	# Placements During Quarter: 14	# Children in Care On Last Day: 9
	Avg Performance All CPAs (%)	Provider Performance (%)*	Possible Points (Weight)	Provider Points Earned
<b>OPM Monitoring Reviews</b>				
Annual Comprehensive Reviews	89%	Not Yet Conducted		
Safety Reviews	95%	99%	15	14.82
<b>Monitoring Sub-Total</b>			<b>15</b>	<b>14.82</b>
<b>CPA Safety Outcomes</b>				
Incidence of Maltreatment	0.26%	No Substantiated Reports	10	10.00
Staff Training	78%	100%	10	10.00
<b>Safety Sub-Total</b>			<b>20</b>	<b>20.00</b>
<b>CPA Permanency Outcomes</b>				
Placement Stability	91%	100%	15	15.00
<b>Permanency Sub-Total</b>			<b>15</b>	<b>15.00</b>
<b>CPA Well-Being Outcomes</b>				
EPSDT Medical Visits	83%	100%	4	4.00
EPSDT Dental Visits	77%	90%	4	3.60
Academic Supports	75%	100%	3	3.00
Provider ECEM Visits	91%	100%	7	7.00
Provider General Contacts	89%	100%	7	7.00
Placements with Siblings	60%	0%	Not Scored	Not Scored
Placements within Legal County	16%	0%	Not Scored	Not Scored
<b>Well-Being Sub-Total</b>			<b>25</b>	<b>24.60</b>

\*Performance calculation descriptions can be found in the FY 2017 RBWO PBP Measurements and Standards Guide.

<b>Monitoring &amp; Outcomes: Possible Points = 75</b>	<b>Points Earned: 74.42</b>
<b>Score Before Incentives Credit</b>	<b>99.23%</b>
<b>Incentives Awarded</b>	<b>5.22 pts</b>
<b>PBP Verification</b>	<b>0.00 pts</b>
<b>Total Score</b>	<b>104.45%</b>

**Provider/Program Name: Uniting Hope 4 Children - Augusta (5216) - CPA**



**DHS, DFCS, Office of Provider Management**  
**Performance-Based Placement Measures**  
**RBWO Provider GA+SCORECARD - CPA**



**Report Quarter: Q4 FY2017**

# New Foster Homes During Quarter: 3		# Children in Care During Quarter: 14	# Placements During Quarter: 14	# Children in Care On Last Day: 9
<b>CPA Incentive Credits</b>	<b>Avg Performance All CPAs (%)</b>	<b>Provider Performance (%)*</b>	<b>Possible Points (Weight)</b>	<b>Provider Points Earned</b>
Early EPSDT Medical Visits		86%	2	1.72
Early EPSDT Dental Visits		75%	2	1.50
Permanency Contacts		None Planned	5	
Additional Academic Supports		0%	2	0.00
Foster Hm Retention Rate (threshold = 90)		82%	2	0.00
Foster Hm Recruitment (threshold = 100)		150%	2	2.00
Active Agency Accreditation		0%	4	0.00
Staff Clinical Licensure		0%	5	0.00
<b>Incentives Total</b>	<b>5.32</b>		<b>24</b>	<b>5.22</b>
Maximum total combined incentive credit allowed is 10 points.			<b>Incentives Awarded</b>	<b>5.22</b>
*Performance calculation descriptions can be found in the FY 2017 RBWO PBP Measurements and Standards Guide.				

### Child Protective Services Investigations and Dispositions

The following investigations data, which is not used for scoring but is considered significant to a provider's performance, is from Georgia SHINES and is not considered final or complete until the end of the fiscal year.

Total Reports:	0	
Number Screened In:	0	
Number Screened Out:	0	
Number Substantiated:	0	
Number Unsubstantiated:	0	
Number Active CPS Investigations:	0	



DHS, DFCS, Office of Provider Management  
**Performance-Based Placement Measures**  
**RBWO Provider GA+SCORECARD - CPA**



Report Quarter: Q4 FY2017

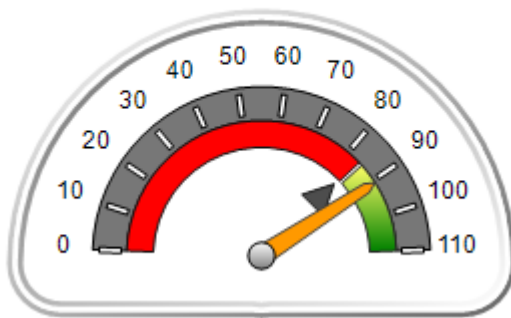
**Provider/Program Name: Uniting Hope 4 Children - Loganville (5188) - CPA**

1949 Highway 81, Loganville, GA 30052 Phone: 678-585-4686 Vendor ID# 125643	Quarterly Scores (Grades)		Current Quarter Score (Grade)
	Q1: 91.73 (A-)	Q2: 91.16 (A-)	<b>90.81%</b> <b>(A-)</b>
	Q3: 97.28 (A+)	Q4: 90.81 (A-)	
# New Foster Homes During Quarter: 2	# Children in Care During Quarter: 148	# Placements During Quarter: 157	# Children in Care On Last Day: 133

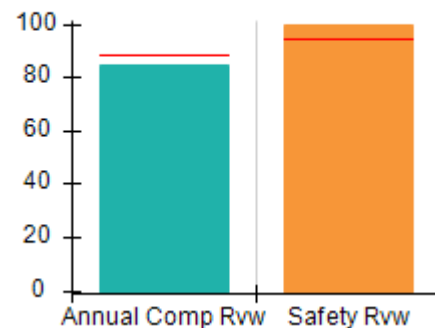
**Quarterly Provider Comparisons to All CPAs**

▼ — indicates average for all CPAs

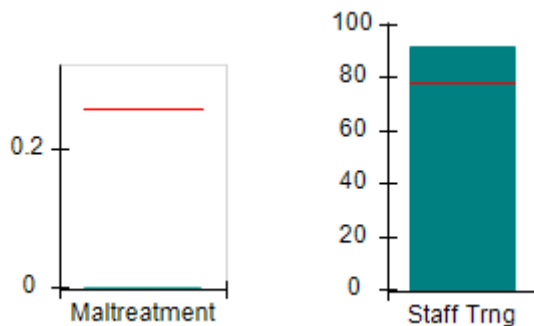
Overall Score (%)



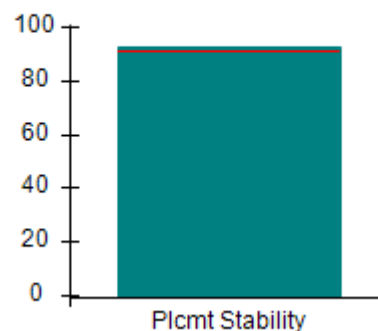
OPM Monitoring Reviews (%)



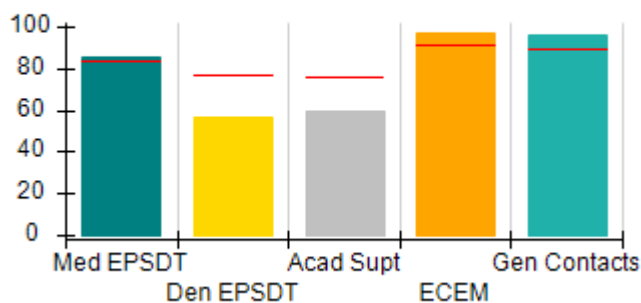
Safety Outcomes (%)



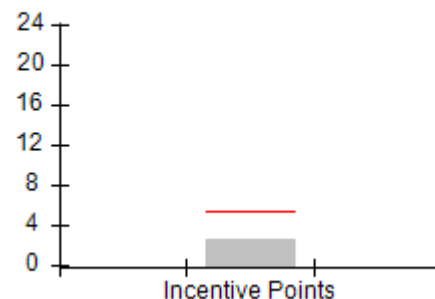
Permanency Outcomes (%)



Well-Being Outcomes (%)



Incentives Earned (Points)





**DHS, DFCS, Office of Provider Management**  
**Performance-Based Placement Measures**  
**RBWO Provider GA+SCORECARD - CPA**



**Report Quarter: Q4 FY2017**

**Provider/Program Name: Uniting Hope 4 Children - Loganville (5188) - CPA**

<b>1949 Highway 81, Loganville, GA 30052</b>  <b>Phone: 678-585-4686</b>  <b>Vendor ID# 125643</b>		<b>Quarterly Scores (Grades)</b>		<b>Current Quarter Score (Grade)</b>
		<b>Q1: 91.73 (A-)</b>	<b>Q2: 91.16 (A-)</b>	<b>90.81%</b>
		<b>Q3: 97.28 (A+)</b>	<b>Q4: 90.81 (A-)</b>	<b>(A-)</b>
# New Foster Homes During Quarter: 2		# Children in Care During Quarter: 148	# Placements During Quarter: 157	# Children in Care On Last Day: 133
	<b>Avg Performance All CPAs (%)</b>	<b>Provider Performance (%)*</b>	<b>Possible Points (Weight)</b>	<b>Provider Points Earned</b>
<b>OPM Monitoring Reviews</b>				
Annual Comprehensive Reviews	89%	85%	25	21.14
Safety Reviews	95%	100%	15	14.94
<b>Monitoring Sub-Total</b>			<b>40</b>	<b>36.08</b>
<b>CPA Safety Outcomes</b>				
Incidence of Maltreatment	0.26%	No Substantiated Reports	10	10.00
Staff Training	78%	92%	10	9.20
<b>Safety Sub-Total</b>			<b>20</b>	<b>19.20</b>
<b>CPA Permanency Outcomes</b>				
Placement Stability	91%	93%	15	13.95
<b>Permanency Sub-Total</b>			<b>15</b>	<b>13.95</b>
<b>CPA Well-Being Outcomes</b>				
EPSDT Medical Visits	83%	85%	4	3.40
EPSDT Dental Visits	77%	57%	4	2.28
Academic Supports	75%	60%	3	1.80
Provider ECEM Visits	91%	97%	7	6.79
Provider General Contacts	89%	96%	7	6.72
Placements with Siblings	60%	66%	Not Scored	Not Scored
Placements within Legal County	16%	36%	Not Scored	Not Scored
<b>Well-Being Sub-Total</b>			<b>25</b>	<b>20.99</b>

\*Performance calculation descriptions can be found in the FY 2017 RBWO PBP Measurements and Standards Guide.

<b>Monitoring &amp; Outcomes: Possible Points = 100</b>		<b>Points Earned: 90.22</b>	
<b>Score Before Incentives Credit</b>			<b>90.22%</b>
<b>Incentives Awarded</b>			<b>2.44 pts</b>
<b>PBP Verification</b>			<b>-1.85 pts</b>
<b>Total Score</b>			<b>90.81%</b>

**Provider/Program Name: Uniting Hope 4 Children - Loganville (5188) - CPA**



**DHS, DFCS, Office of Provider Management**  
**Performance-Based Placement Measures**  
**RBWO Provider GA+SCORECARD - CPA**



**Report Quarter: Q4 FY2017**

# New Foster Homes During Quarter: 2		# Children in Care During Quarter: 148	# Placements During Quarter: 157	# Children in Care On Last Day: 133
<b>CPA Incentive Credits</b>	<b>Avg Performance All CPAs (%)</b>	<b>Provider Performance (%)*</b>	<b>Possible Points (Weight)</b>	<b>Provider Points Earned</b>
Early EPSDT Medical Visits		55%	2	1.10
Early EPSDT Dental Visits		19%	2	0.38
Permanency Contacts		None Planned	5	
Additional Academic Supports		48%	2	0.96
Foster Hm Retention Rate (threshold = 90)		82%	2	0.00
Foster Hm Recruitment (threshold = 100)		50%	2	0.00
Active Agency Accreditation		0%	4	0.00
Staff Clinical Licensure		0%	5	0.00
<b>Incentives Total</b>	<b>5.32</b>		<b>24</b>	<b>2.44</b>
Maximum total combined incentive credit allowed is 10 points.			<b>Incentives Awarded</b>	<b>2.44</b>
*Performance calculation descriptions can be found in the FY 2017 RBWO PBP Measurements and Standards Guide.				

### Child Protective Services Investigations and Dispositions

The following investigations data, which is not used for scoring but is considered significant to a provider's performance, is from Georgia SHINES and is not considered final or complete until the end of the fiscal year.

Total Reports:	3
Number Screened In:	0
Number Screened Out:	3
Number Substantiated:	0
Number Unsubstantiated:	2
Number Active CPS Investigations:	-2



DHS, DFCS, Office of Provider Management  
**Performance-Based Placement Measures**  
**RBWO Provider GA+SCORECARD - CPA**



Report Quarter: Q4 FY2017

**Provider/Program Name: Universal Health Services of Savannah - Coastal Harbor Families (990) - CPA**

1150 Cornell Avenue, Savannah, GA 31406

Phone: 912-354-3911

Vendor ID# 44182

**Quarterly Scores (Grades)**

Q1: 90.95 (A-)

Q2: 87.82 (B+)

Q3: 87.42 (B+)

Q4: 78.72 (C+)

**Current Quarter Score (Grade)**

**78.72%**

**(C+)**

# New Foster Homes During Quarter: 1

# Children in Care During Quarter: 47

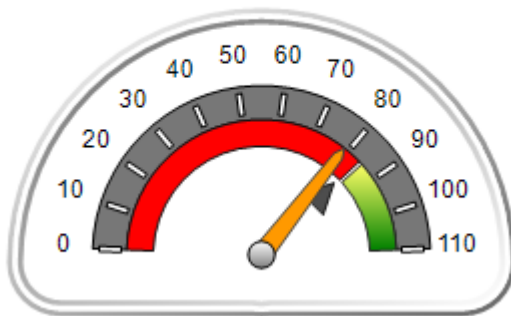
# Placements During Quarter: 57

# Children in Care On Last Day: 34

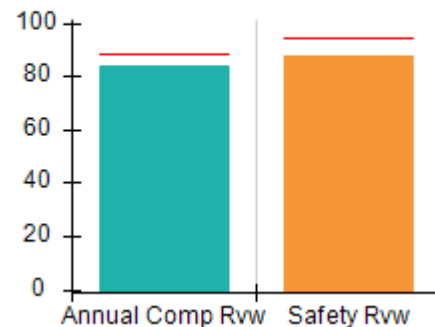
**Quarterly Provider Comparisons to All CPAs**

▼ — indicates average for all CPAs

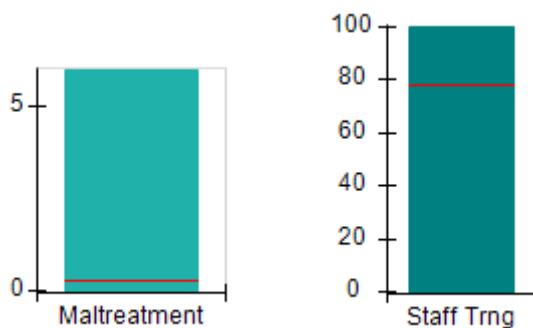
**Overall Score (%)**



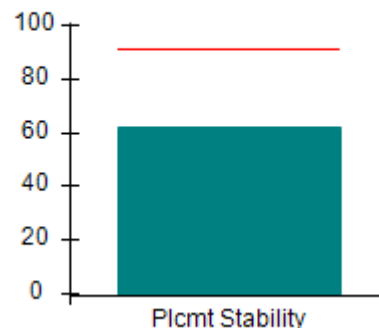
**OPM Monitoring Reviews (%)**



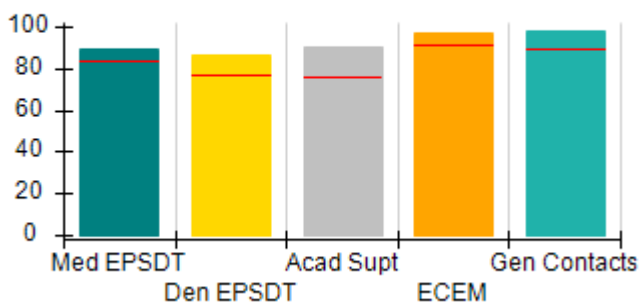
**Safety Outcomes (%)**



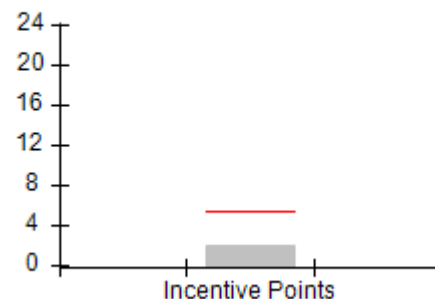
**Permanency Outcomes (%)**



**Well-Being Outcomes (%)**



**Incentives Earned (Points)**





**DHS, DFCS, Office of Provider Management**  
**Performance-Based Placement Measures**  
**RBWO Provider GA+SCORECARD - CPA**



**Report Quarter: Q4 FY2017**

**Provider/Program Name: Universal Health Services of Savannah - Coastal Harbor Families (990) - CPA**

1150 Cornell Avenue, Savannah, GA 31406		<b>Quarterly Scores (Grades)</b>		<b>Current Quarter Score (Grade)</b>
Phone: 912-354-3911		Q1: 90.95 (A-)	Q2: 87.82 (B+)	<b>78.72%</b>
Vendor ID# 44182		Q3: 87.42 (B+)	Q4: 78.72 (C+)	<b>(C+)</b>
# New Foster Homes During Quarter: 1		# Children in Care During Quarter: 47	# Placements During Quarter: 57	# Children in Care On Last Day: 34
	<b>Avg Performance All CPAs (%)</b>	<b>Provider Performance (%)*</b>	<b>Possible Points (Weight)</b>	<b>Provider Points Earned</b>
<b>OPM Monitoring Reviews</b>				
Annual Comprehensive Reviews	89%	84%	25	21.06
Safety Reviews	95%	88%	15	13.13
<b>Monitoring Sub-Total</b>			<b>40</b>	<b>34.19</b>
<b>CPA Safety Outcomes</b>				
Incidence of Maltreatment	0.26%	3 Substantiated Reports	10	0.00
Staff Training	78%	100%	10	10.00
<b>Safety Sub-Total</b>			<b>20</b>	<b>10.00</b>
<b>CPA Permanency Outcomes</b>				
Placement Stability	91%	62%	15	9.30
<b>Permanency Sub-Total</b>			<b>15</b>	<b>9.30</b>
<b>CPA Well-Being Outcomes</b>				
EPSDT Medical Visits	83%	89%	4	3.56
EPSDT Dental Visits	77%	86%	4	3.44
Academic Supports	75%	90%	3	2.70
Provider ECEM Visits	91%	97%	7	6.79
Provider General Contacts	89%	98%	7	6.86
Placements with Siblings	60%	54%	Not Scored	Not Scored
Placements within Legal County	16%	12%	Not Scored	Not Scored
<b>Well-Being Sub-Total</b>			<b>25</b>	<b>23.35</b>

\*Performance calculation descriptions can be found in the FY 2017 RBWO PBP Measurements and Standards Guide.

<b>Monitoring &amp; Outcomes: Possible Points = 100</b>		<b>Points Earned: 76.84</b>	
<b>Score Before Incentives Credit</b>			<b>76.84%</b>
<b>Incentives Awarded</b>			<b>1.88 pts</b>
<b>PBP Verification</b>			<b>0.00 pts</b>
<b>Total Score</b>			<b>78.72%</b>





DHS, DFCS, Office of Provider Management  
**Performance-Based Placement Measures**  
**RBWO Provider GA+SCORECARD - CPA**



Report Quarter: Q4 FY2017

**Provider/Program Name: Universal Health Services of Savannah - Coastal Harbor Families (990) - CPA**

# New Foster Homes During Quarter: 1		# Children in Care During Quarter: 47	# Placements During Quarter: 57	# Children in Care On Last Day: 34
CPA Incentive Credits	Avg Performance All CPAs (%)	Provider Performance (%)*	Possible Points (Weight)	Provider Points Earned
Early EPSDT Medical Visits		33%	2	0.66
Early EPSDT Dental Visits		61%	2	1.22
Permanency Contacts		None Planned	5	
Additional Academic Supports		0%	2	0.00
Foster Hm Retention Rate (threshold = 90)		86%	2	0.00
Foster Hm Recruitment (threshold = 100)		0%	2	0.00
Active Agency Accreditation		0%	4	0.00
Staff Clinical Licensure		0%	5	0.00
<b>Incentives Total</b>	<b>5.32</b>		<b>24</b>	<b>1.88</b>
Maximum total combined incentive credit allowed is 10 points.			<b>Incentives Awarded</b>	<b>1.88</b>

\*Performance calculation descriptions can be found in the FY 2017 RBWO PBP Measurements and Standards Guide.

**Child Protective Services Investigations and Dispositions**

The following investigations data, which is not used for scoring but is considered significant to a provider's performance, is from Georgia SHINES and is not considered final or complete until the end of the fiscal year.

Total Reports:	4
Number Screened In:	3
Number Screened Out:	1
Number Substantiated:	3
Number Unsubstantiated:	2
Number Active CPS Investigations:	-2



DHS, DFCS, Office of Provider Management  
**Performance-Based Placement Measures**  
**RBWO Provider GA+SCORECARD - CPA**



Report Quarter: Q4 FY2017

**Provider/Program Name: WinShape Foster Care, LLC - (5225) - CPA**

5200 Buffington Road, Atlanta, GA 30349

Phone: 404-765-2576

Vendor ID# 144122

**Quarterly Scores (Grades)**

Q1: (N/A)

Q2: (N/A)

Q3: (N/A)

Q4: 101.00 (A+)

**Current Quarter Score (Grade)**

**101.00%**

**(A+)**

# New Foster Homes During Quarter: 1

# Children in Care During Quarter: 4

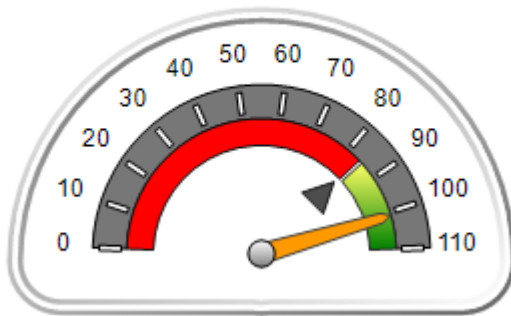
# Placements During Quarter: 4

# Children in Care On Last Day: 4

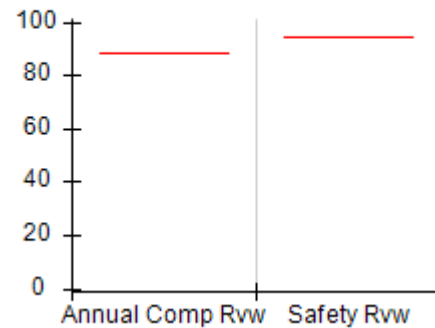
**Quarterly Provider Comparisons to All CPAs**

— indicates average for all CPAs

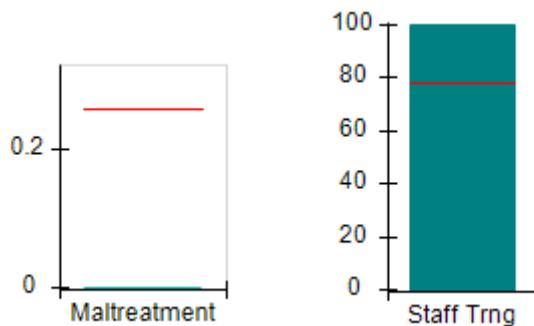
**Overall Score (%)**



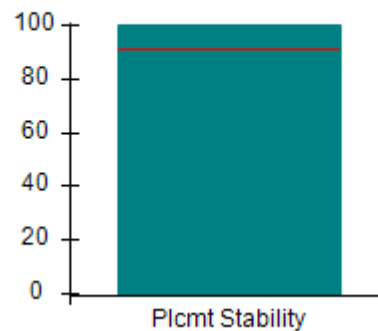
**OPM Monitoring Reviews (%)**



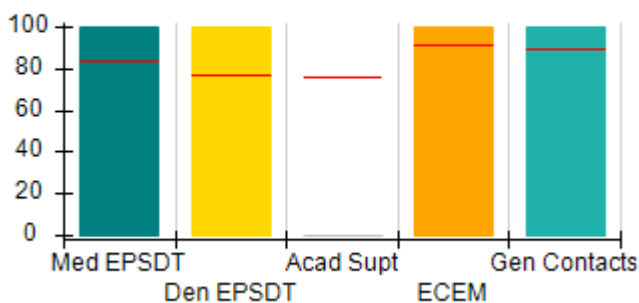
**Safety Outcomes (%)**



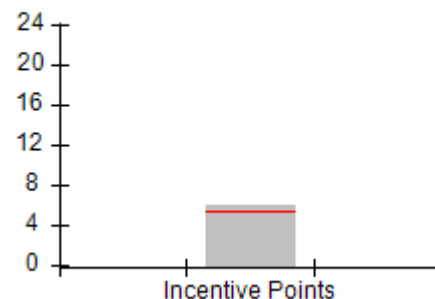
**Permanency Outcomes (%)**



**Well-Being Outcomes (%)**



**Incentives Earned (Points)**





**DHS, DFCS, Office of Provider Management**  
**Performance-Based Placement Measures**  
**RBWO Provider GA+SCORECARD - CPA**



**Report Quarter: Q4 FY2017**

**Provider/Program Name: WinShape Foster Care, LLC - (5225) - CPA**

5200 Buffington Road, Atlanta, GA 30349		<b>Quarterly Scores (Grades)</b>		<b>Current Quarter Score (Grade)</b>
Phone: 404-765-2576		<b>Q1: (F)</b>	<b>Q2: (N/A)</b>	<b>101.00%</b>
Vendor ID# 144122		<b>Q3: (N/A)</b>	<b>Q4: 101.00 (A+)</b>	<b>(A+)</b>
# New Foster Homes During Quarter: 1		# Children in Care During Quarter: 4	# Placements During Quarter: 4	# Children in Care On Last Day: 4
	<b>Avg Performance All CPAs (%)</b>	<b>Provider Performance (%)*</b>	<b>Possible Points (Weight)</b>	<b>Provider Points Earned</b>
<b>OPM Monitoring Reviews</b>				
Annual Comprehensive Reviews	89%	Not Yet Conducted		
Safety Reviews	95%	Not Yet Conducted		
<b>Monitoring Sub-Total</b>				<b>0.00</b>
<b>CPA Safety Outcomes</b>				
Incidence of Maltreatment	0.26%	No Substantiated Reports	10	10.00
Staff Training	78%	100%	10	10.00
<b>Safety Sub-Total</b>			<b>20</b>	<b>20.00</b>
<b>CPA Permanency Outcomes</b>				
Placement Stability	91%	100%	15	15.00
<b>Permanency Sub-Total</b>			<b>15</b>	<b>15.00</b>
<b>CPA Well-Being Outcomes</b>				
EPSDT Medical Visits	83%	100%	4	4.00
EPSDT Dental Visits	77%	100%	4	4.00
Academic Supports	75%	0%	3	0.00
Provider ECEM Visits	91%	100%	7	7.00
Provider General Contacts	89%	100%	7	7.00
Placements with Siblings	60%	80%	Not Scored	Not Scored
Placements within Legal County	16%	25%	Not Scored	Not Scored
<b>Well-Being Sub-Total</b>			<b>25</b>	<b>22.00</b>

\*Performance calculation descriptions can be found in the FY 2017 RBWO PBP Measurements and Standards Guide.

<b>Monitoring &amp; Outcomes: Possible Points = 60</b>		<b>Points Earned: 57.00</b>	
<b>Score Before Incentives Credit</b>			<b>95.00%</b>
<b>Incentives Awarded</b>			<b>6.00 pts</b>
<b>PBP Verification</b>			<b>N/A pts</b>
<b>Total Score</b>			<b>101.00%</b>

**Provider/Program Name: WinShape Foster Care, LLC - (5225) - CPA**



DHS, DFCS, Office of Provider Management  
**Performance-Based Placement Measures**  
**RBWO Provider GA+SCORECARD - CPA**



**Report Quarter: Q4 FY2017**

# New Foster Homes During Quarter: 1		# Children in Care During Quarter: 4	# Placements During Quarter: 4	# Children in Care On Last Day: 4
CPA Incentive Credits	Avg Performance All CPAs (%)	Provider Performance (%)*	Possible Points (Weight)	Provider Points Earned
Early EPSDT Medical Visits		100%	2	2.00
Early EPSDT Dental Visits		100%	2	2.00
Permanency Contacts		None Planned	5	
Additional Academic Supports		0%	2	0.00
Foster Hm Retention Rate (threshold = 90)		Not Eligible	2	0.00
Foster Hm Recruitment (threshold = 100)		300%	2	2.00
Active Agency Accreditation		0%	4	0.00
Staff Clinical Licensure		0%	5	0.00
<b>Incentives Total</b>	<b>5.32</b>		<b>24</b>	<b>6.00</b>
Maximum total combined incentive credit allowed is 10 points.			<b>Incentives Awarded</b>	<b>6.00</b>
*Performance calculation descriptions can be found in the FY 2017 RBWO PBP Measurements and Standards Guide.				

### Child Protective Services Investigations and Dispositions

The following investigations data, which is not used for scoring but is considered significant to a provider's performance, is from Georgia SHINES and is not considered final or complete until the end of the fiscal year.

Total Reports:	0	
Number Screened In:	0	
Number Screened Out:	0	
Number Substantiated:	0	
Number Unsubstantiated:	0	
Number Active CPS Investigations:	0	



**DHS, DFCS, Office of Provider Management**  
**Performance-Based Placement Measures**  
**RBWO Provider GA+SCORECARD - CPA**



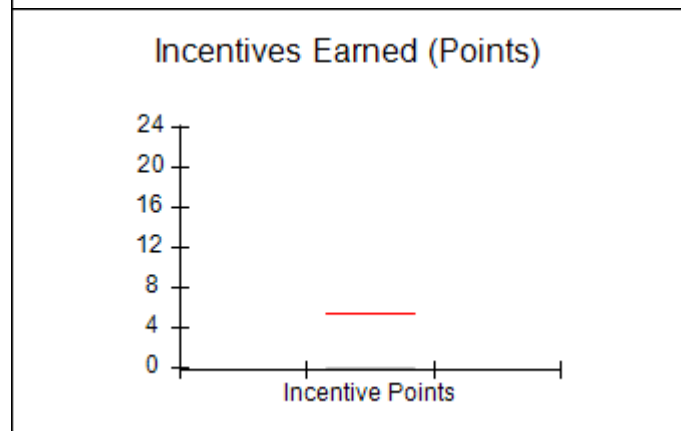
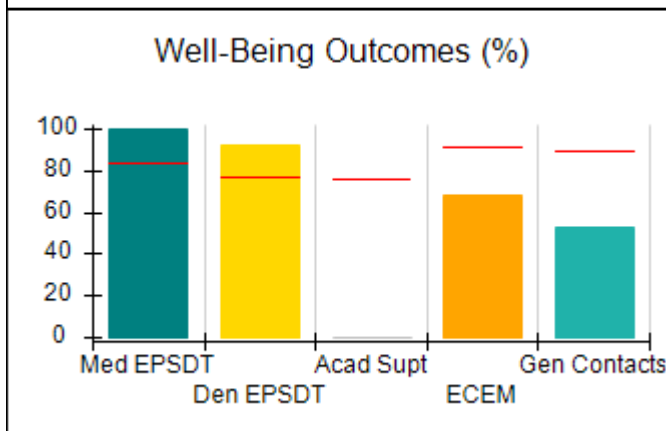
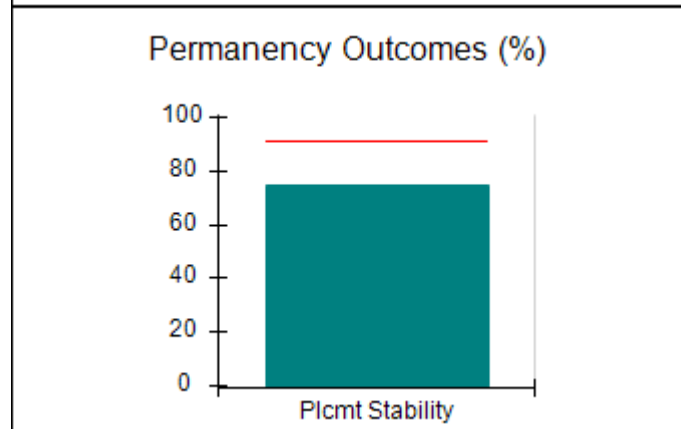
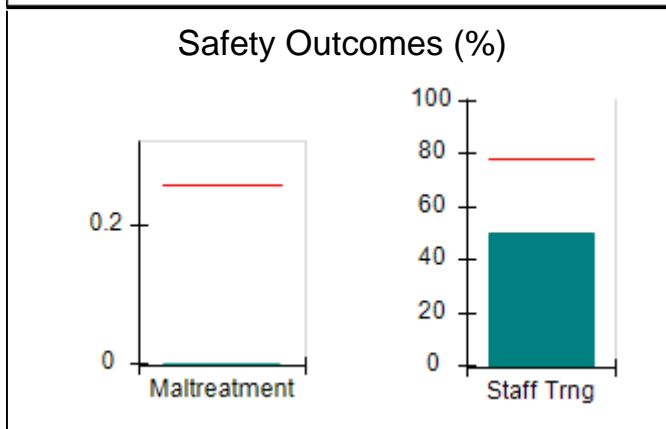
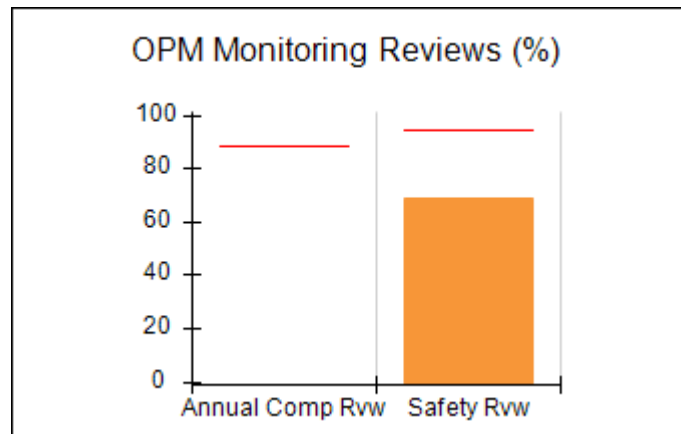
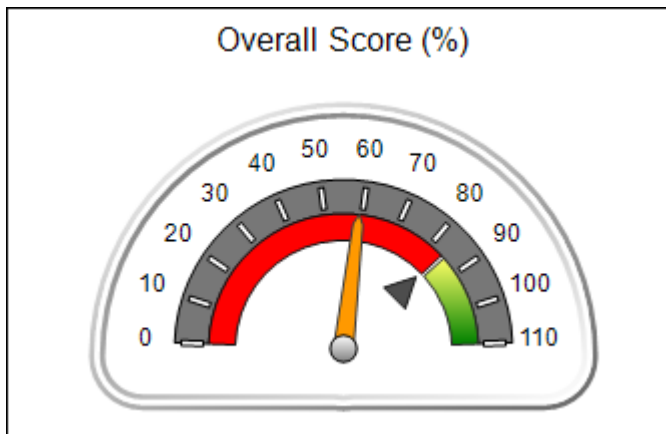
**Report Quarter: Q4 FY2017**

**Provider/Program Name: Wiz Community Services - (5229) - CPA**

<b>2300 Satellite Blvd, Duluth, GA 30097</b>  <b>Phone: 678-216-7316</b>  <b>Vendor ID# 143423</b>	Quarterly Scores (Grades)		Current Quarter Score (Grade)
	<b>Q1: 98.17 (A+)</b>	<b>Q2: 72.72 (C-)</b>	<b>59.14%</b>
	<b>Q3: 62.57 (D-)</b>	<b>Q4: 59.14 (F)</b>	<b>(F)</b>
# New Foster Homes During Quarter: 0	# Children in Care During Quarter: 20	# Placements During Quarter: 24	# Children in Care On Last Day: 11

**Quarterly Provider Comparisons to All CPAs**

▼ — indicates average for all CPAs





**DHS, DFCS, Office of Provider Management**  
**Performance-Based Placement Measures**  
**RBWO Provider GA+SCORECARD - CPA**



**Report Quarter: Q4 FY2017**

**Provider/Program Name: Wiz Community Services - (5229) - CPA**

2300 Satellite Blvd, Duluth, GA 30097		<b>Quarterly Scores (Grades)</b>		<b>Current Quarter Score (Grade)</b>
Phone: 678-216-7316		<b>Q1: 98.17 (A+)</b>	<b>Q2: 72.72 (C-)</b>	<b>59.14%</b>
Vendor ID# 143423		<b>Q3: 62.57 (D-)</b>	<b>Q4: 59.14 (F)</b>	<b>(F)</b>
# New Foster Homes During Quarter: 0		# Children in Care During Quarter: 20	# Placements During Quarter: 24	# Children in Care On Last Day: 11
	<b>Avg Performance All CPAs (%)</b>	<b>Provider Performance (%)*</b>	<b>Possible Points (Weight)</b>	<b>Provider Points Earned</b>
<b>OPM Monitoring Reviews</b>				
Annual Comprehensive Reviews	89%	Not Yet Conducted		
Safety Reviews	95%	69%	15	10.31
<b>Monitoring Sub-Total</b>			<b>15</b>	<b>10.31</b>
<b>CPA Safety Outcomes</b>				
Incidence of Maltreatment	0.26%	No Substantiated Reports	10	10.00
Staff Training	78%	50%	10	5.00
<b>Safety Sub-Total</b>			<b>20</b>	<b>15.00</b>
<b>CPA Permanency Outcomes</b>				
Placement Stability	91%	75%	15	11.25
<b>Permanency Sub-Total</b>			<b>15</b>	<b>11.25</b>
<b>CPA Well-Being Outcomes</b>				
EPSDT Medical Visits	83%	100%	4	4.00
EPSDT Dental Visits	77%	92%	4	3.68
Academic Supports	75%	0%	3	0.00
Provider ECEM Visits	91%	68%	7	4.76
Provider General Contacts	89%	53%	7	3.71
Placements with Siblings	60%	88%	Not Scored	Not Scored
Placements within Legal County	16%	17%	Not Scored	Not Scored
<b>Well-Being Sub-Total</b>			<b>25</b>	<b>16.15</b>

\*Performance calculation descriptions can be found in the FY 2017 RBWO PBP Measurements and Standards Guide.

<b>Monitoring &amp; Outcomes: Possible Points = 75</b>		<b>Points Earned: 52.71</b>	
<b>Score Before Incentives Credit</b>			<b>70.28%</b>
<b>Incentives Awarded</b>			<b>0.00 pts</b>
<b>PBP Verification</b>			<b>-11.14 pts</b>
<b>Total Score</b>			<b>59.14%</b>

**Provider/Program Name: Wiz Community Services - (5229) - CPA**



**DHS, DFCS, Office of Provider Management**  
**Performance-Based Placement Measures**  
**RBWO Provider GA+SCORECARD - CPA**



**Report Quarter: Q4 FY2017**

# New Foster Homes During Quarter: 0		# Children in Care During Quarter: 20	# Placements During Quarter: 24	# Children in Care On Last Day: 11
CPA Incentive Credits	Avg Performance All CPAs (%)	Provider Performance (%)*	Possible Points (Weight)	Provider Points Earned
Early EPSDT Medical Visits		Not Eligible	2	
Early EPSDT Dental Visits		0%	2	0.00
Permanency Contacts		0%	5	0.00
Additional Academic Supports		0%	2	0.00
Foster Hm Retention Rate (threshold = 90)		Not Eligible	2	0.00
Foster Hm Recruitment (threshold = 100)		0%	2	0.00
Active Agency Accreditation		0%	4	0.00
Staff Clinical Licensure		0%	5	0.00
<b>Incentives Total</b>	<b>5.32</b>		<b>24</b>	<b>0.00</b>
Maximum total combined incentive credit allowed is 10 points.			<b>Incentives Awarded</b>	<b>0.00</b>
*Performance calculation descriptions can be found in the FY 2017 RBWO PBP Measurements and Standards Guide.				

### Child Protective Services Investigations and Dispositions

The following investigations data, which is not used for scoring but is considered significant to a provider's performance, is from Georgia SHINES and is not considered final or complete until the end of the fiscal year.

Total Reports:	0	
Number Screened In:	0	
Number Screened Out:	0	
Number Substantiated:	0	
Number Unsubstantiated:	1	
Number Active CPS Investigations:	-1	