



DHS, DFCS, Office of Provider Management
Performance-Based Placement Measures
RBWO Provider GA+SCORECARD - CCI
Report Quarter: Q4 FY2018



Provider/Program Name: A Friend's House - (563) - CCI

111 Henry Pkwy., McDonough, GA 30253

Phone: 678-432-1630

Vendor ID# 35215

Quarterly Scores (Grades)

Q1: 104.71 (A+)

Q2: 109.41 (A+)

Q3: 106.39 (A+)

Q4: 107.11 (A+)

Current Quarter Score (Grade)

107.11%

(A+)

Program Census Information:

Children in Care During
Quarter: 20

Placements During
Quarter: 20

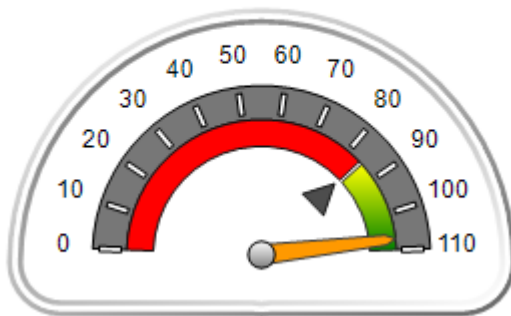
Children in Care On Last
Day: 12

Quarterly Provider Comparisons to All CCIs

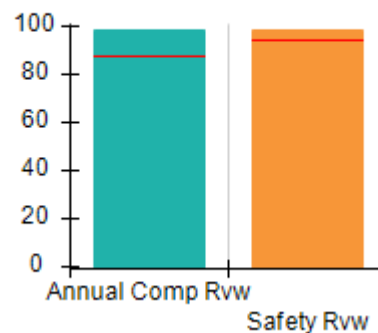


indicates average for all CCIs

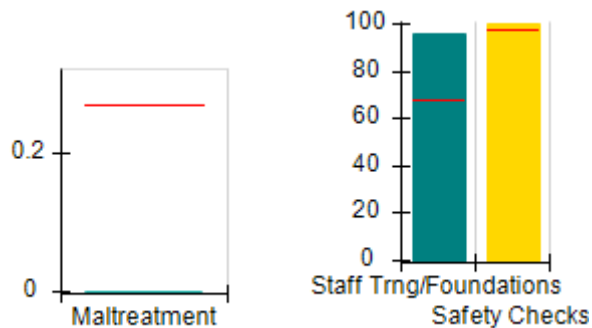
Overall Score (%)



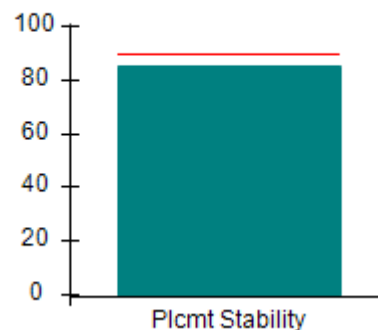
OPM Monitoring Reviews (%)



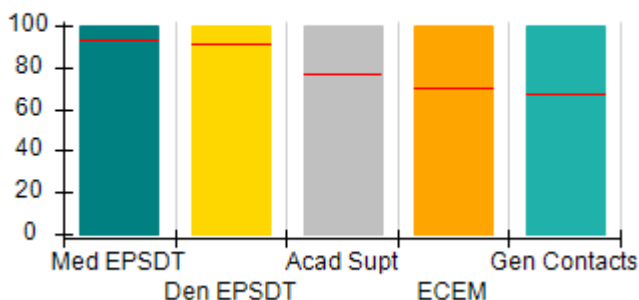
Safety Outcomes (%)



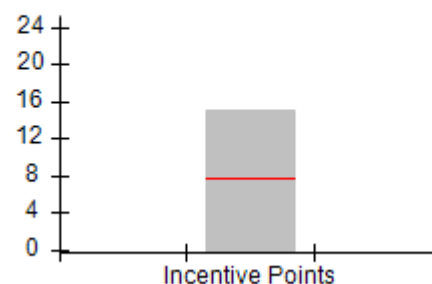
Permanency Outcomes (%)



Well-Being Outcomes (%)



Incentives Earned (Points)





DHS, DFCS, Office of Provider Management
Performance-Based Placement Measures
RBWO Provider GA+SCORECARD - CCI
 Report Quarter: Q4 FY2018



Provider/Program Name: A Friend's House - (563) - CCI

111 Henry Pkwy., McDonough, GA 30253 Phone: 678-432-1630 Vendor ID# 35215	Quarterly Scores (Grades)		Current Quarter Score (Grade)
	Q1: 104.71 (A+)	Q2: 109.41 (A+)	107.11%
	Q3: 106.39 (A+)	Q4: 107.11 (A+)	(A+)

Program Census Information:	# Children in Care During Quarter: 20	# Placements During Quarter: 20	# Children in Care On Last Day: 12
-----------------------------	---------------------------------------	---------------------------------	------------------------------------

	Avg Performance All CCIs (%)	Provider Performance (%)*	Possible Points (Weight)	Provider Points Earned
--	------------------------------	---------------------------	--------------------------	------------------------

OPM Monitoring Reviews

Annual Comprehensive Reviews	88%	99%	25	24.73
Safety Reviews	94%	99%	15	14.82
Monitoring Sub-Total			40	39.56

CCI Safety Outcomes

Incidence of Maltreatment	0.27%	No Substantiated Reports	10	10.00
Staff Training/Foundations	68%	96%	5	4.80
Staff Safety Checks	98%	100%	5	5.00
Safety Sub-Total			20	19.80

CCI Permanency Outcomes

Placement Stability	90%	85%	15	12.75
Permanency Sub-Total			15	12.75

CCI Well-Being Outcomes

EPSDT Medical Visits	93%	100%	4	4.00
EPSDT Dental Visits	91%	100%	4	4.00
Academic Supports	76%	100%	3	3.00
Provider ECEM Visits	70%	100%	7	7.00
Provider General Contacts	67%	100%	7	7.00
Placements with Siblings	37%	58%	Not Scored	Not Scored
Placements within Legal County	14%	14%	Not Scored	Not Scored
Well-Being Sub-Total			25	25.00

*Performance calculation descriptions can be found in the FY 2018 RBWO PBP Measurements and Standards Guide.

Monitoring & Outcomes: Possible Points = 100	Points Earned = 97.11
Score Before Incentives Credit	97.11%
Incentives Awarded	10.00 pts
PBP Verification	N/A pts
Total Score	107.11%



DHS, DFCS, Office of Provider Management
Performance-Based Placement Measures
RBWO Provider GA+SCORECARD - CCI
Report Quarter: Q4 FY2018



Provider/Program Name: A Friend's House - (563) - CCI

Program Census Information:		# Children in Care During Quarter: 20	# Placements During Quarter: 20	# Children in Care On Last Day: 12
CCI Incentive Credits	Avg Performance All CCIs (Points)	Provider Performance (%)*	Possible Points (Weight)	Provider Points Earned
Early EPSDT Medical Visits		100%	2	2.00
Early EPSDT Dental Visits		100%	2	2.00
Permanency Contacts		100%	5	5.00
Additional Academic Supports		100%	2	2.00
Active Agency Accreditation		0%	4	0.00
Staff Clinical Licensure		0%	5	0.00
Behavior Management (threshold = 0)		100%	4	4.00
Incentives Total	7.72		24	15.00
Maximum total combined incentive credit allowed is 10 points.			Incentives Awarded	10.00

*Performance calculation descriptions can be found in the FY 2018 RBWO PBP Measurements and Standards Guide.

Child Protective Services Investigations and Dispositions

The following investigations data, which is not used for scoring but is considered significant to a provider's performance, is from Georgia SHINES and is not considered final or complete until the end of the fiscal year.

Total Reports:	0	
Number Screened In:	0	
Number Screened Out:	0	
Number Substantiated:	0	
Number Unsubstantiated:	0	
Number Active CPS Investigations:	0	



DHS, DFCS, Office of Provider Management
Performance-Based Placement Measures
RBWO Provider GA+SCORECARD - CCI



Report Quarter: Q4 FY2018

Provider/Program Name: ACES Youth Home, Inc. - (formerly Appalachian Children's Shelter) (5167) - CCI

133 Cares Drive, Jasper, GA 30143

Phone: 706-253-2375

Vendor ID# 115379

Quarterly Scores (Grades)

Current Quarter Score
(Grade)

Q1: 91.13 (A-)

Q2: 95.87 (A)

96.73%

Q3: 95.72 (A)

Q4: 96.73 (A)

(A)

Program Census Information:

Children in Care During
Quarter: 11

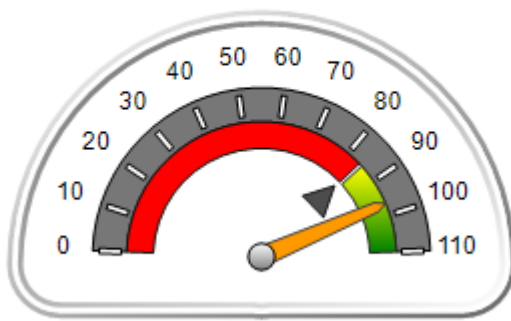
Placements During
Quarter: 11

Children in Care On Last
Day: 6

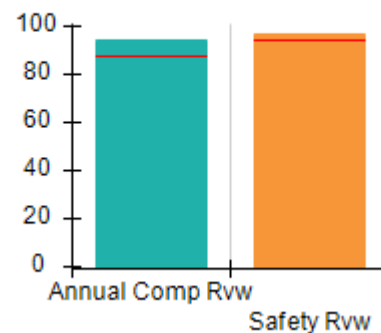
Quarterly Provider Comparisons to All CCIs

▼ indicates average for all CCIs

Overall Score (%)



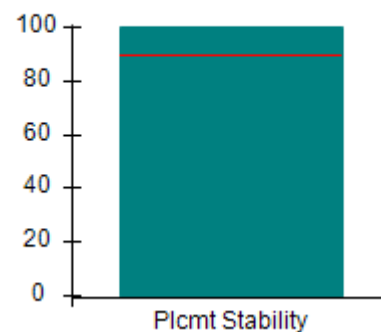
OPM Monitoring Reviews (%)



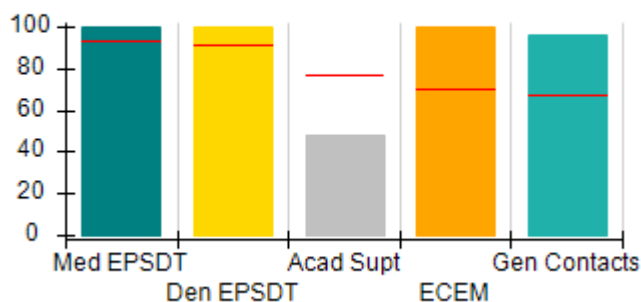
Safety Outcomes (%)



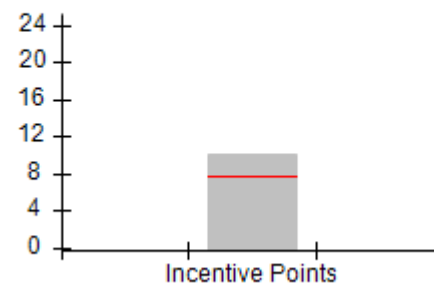
Permanency Outcomes (%)



Well-Being Outcomes (%)



Incentives Earned (Points)





Performance-Based Placement Measures

RBWO Provider GA+SCORECARD - CCI

Report Quarter: Q4 FY2018

Provider/Program Name: ACES Youth Home, Inc. - (formerly Appalachian Children's Shelter) (5167) - CCI				
133 Cares Drive, Jasper, GA 30143		Quarterly Scores (Grades)		Current Quarter Score (Grade)
Phone: 706-253-2375		Q1: 91.13 (A-)	Q2: 95.87 (A)	96.73% (A)
Vendor ID# 115379		Q3: 95.72 (A)	Q4: 96.73 (A)	
Program Census Information:		# Children in Care During Quarter: 11	# Placements During Quarter: 11	# Children in Care On Last Day: 6
	Avg Performance All CCIs (%)	Provider Performance (%)*	Possible Points (Weight)	Provider Points Earned
OPM Monitoring Reviews				
Annual Comprehensive Reviews	88%	95%	25	23.67
Safety Reviews	94%	97%	15	14.50
Monitoring Sub-Total			40	38.17
CCI Safety Outcomes				
Incidence of Maltreatment	0.27%	No Substantiated Reports	10	10.00
Staff Training/Foundations	68%	8%	5	0.40
Staff Safety Checks	98%	100%	5	5.00
Safety Sub-Total			20	15.40
CCI Permanency Outcomes				
Placement Stability	90%	100%	15	15.00
Permanency Sub-Total			15	15.00
CCI Well-Being Outcomes				
EPSDT Medical Visits	93%	100%	4	4.00
EPSDT Dental Visits	91%	100%	4	4.00
Academic Supports	76%	48%	3	1.44
Provider ECEM Visits	70%	100%	7	7.00
Provider General Contacts	67%	96%	7	6.72
Placements with Siblings	37%	38%	Not Scored	Not Scored
Placements within Legal County	14%	100%	Not Scored	Not Scored
Well-Being Sub-Total			25	23.16

*Performance calculation descriptions can be found in the FY 2018 RBWO PBP Measurements and Standards Guide.

Monitoring & Outcomes: Possible Points = 100		Points Earned = 91.73	
Score Before Incentives Credit			91.73%
Incentives Awarded			10.00 pts
PBP Verification			-5.00 pts
Total Score			96.73%



DHS, DFCS, Office of Provider Management
Performance-Based Placement Measures
RBWO Provider GA+SCORECARD - CCI



Report Quarter: Q4 FY2018

Provider/Program Name: ACES Youth Home, Inc. - (formerly Appalachian Children's Shelter) (5167) - CCI

Program Census Information:		# Children in Care During Quarter: 11	# Placements During Quarter: 11	# Children in Care On Last Day: 6
CCI Incentive Credits	Avg Performance All CCIs (Points)	Provider Performance (%)*	Possible Points (Weight)	Provider Points Earned
Early EPSDT Medical Visits		100%	2	2.00
Early EPSDT Dental Visits		100%	2	2.00
Permanency Contacts		33%	5	1.65
Additional Academic Supports		22%	2	0.44
Active Agency Accreditation		0%	4	0.00
Staff Clinical Licensure		0%	5	0.00
Behavior Management (threshold = 0)		100%	4	4.00
Incentives Total	7.72		24	10.09
Maximum total combined incentive credit allowed is 10 points.			Incentives Awarded	10.00

*Performance calculation descriptions can be found in the FY 2018 RBWO PBP Measurements and Standards Guide.

Child Protective Services Investigations and Dispositions

The following investigations data, which is not used for scoring but is considered significant to a provider's performance, is from Georgia SHINES and is not considered final or complete until the end of the fiscal year.

Total Reports:	1
Number Screened In:	0
Number Screened Out:	1
Number Substantiated:	0
Number Unsubstantiated:	0
Number Active CPS Investigations:	0



DHS, DFCS, Office of Provider Management
Performance-Based Placement Measures
RBWO Provider GA+SCORECARD - CCI



Report Quarter: Q4 FY2018

Provider/Program Name: Advocates for Bartow's Children - Flowering Branch Children's Shelter (564) - CCI

49 Monroe Crossing, Cartersville, GA 30120

Phone: 770-382-6180

Vendor ID# 35217

Quarterly Scores (Grades)

Current Quarter Score (Grade)

Q1: 106.22 (A+)

Q2: 107.21 (A+)

104.32%

Q3: 106.28 (A+)

Q4: 104.32 (A+)

(A+)

Program Census Information:

Children in Care During Quarter: 12

Placements During Quarter: 12

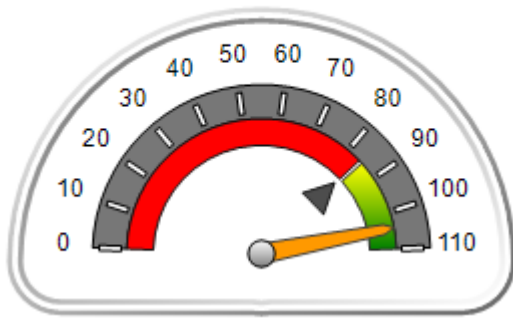
Children in Care On Last Day: 8

Quarterly Provider Comparisons to All CCIs

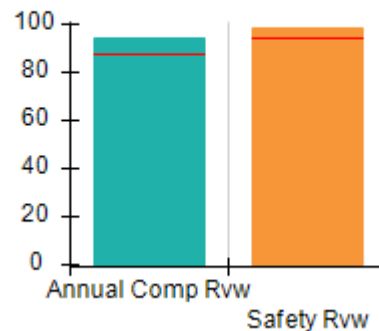


indicates average for all CCIs

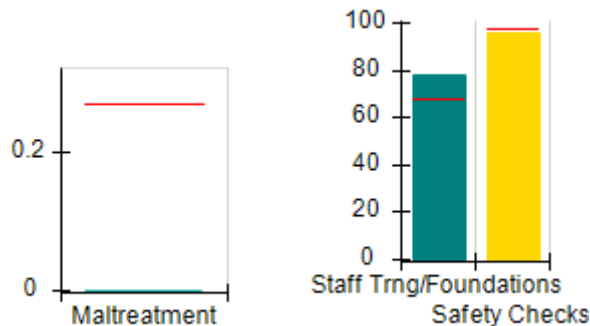
Overall Score (%)



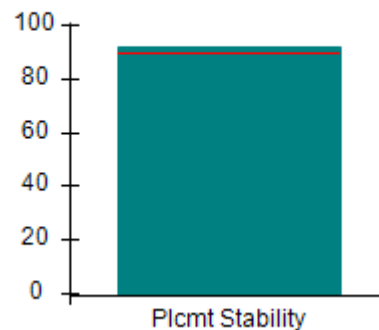
OPM Monitoring Reviews (%)



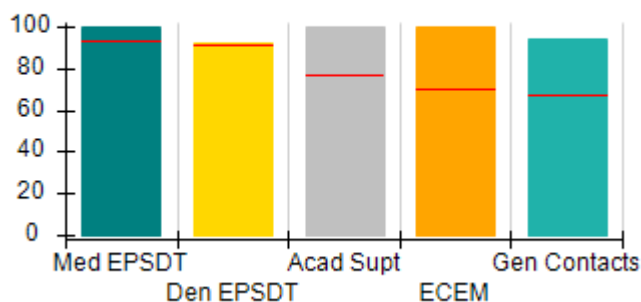
Safety Outcomes (%)



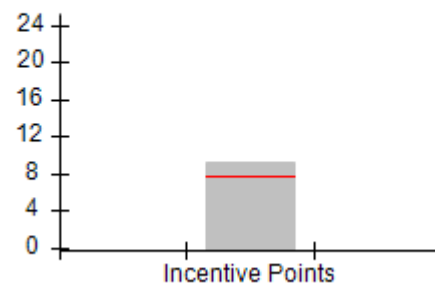
Permanency Outcomes (%)



Well-Being Outcomes (%)



Incentives Earned (Points)





DHS, DFCS, Office of Provider Management
Performance-Based Placement Measures
RBWO Provider GA+SCORECARD - CCI



Report Quarter: Q4 FY2018

Provider/Program Name: Advocates for Bartow's Children - Flowering Branch Children's Shelter (564) - CCI

49 Monroe Crossing, Cartersville, GA 30120 Phone: 770-382-6180 Vendor ID# 35217	Quarterly Scores (Grades)		Current Quarter Score (Grade)
	Q1: 106.22 (A+)	Q2: 107.21 (A+)	104.32%
	Q3: 106.28 (A+)	Q4: 104.32 (A+)	(A+)

Program Census Information:	# Children in Care During Quarter: 12	# Placements During Quarter: 12	# Children in Care On Last Day: 8
-----------------------------	---------------------------------------	---------------------------------	-----------------------------------

	Avg Performance All CCIs (%)	Provider Performance (%)*	Possible Points (Weight)	Provider Points Earned
--	-------------------------------------	----------------------------------	---------------------------------	-------------------------------

OPM Monitoring Reviews

Annual Comprehensive Reviews	88%	95%	25	23.65
Safety Reviews	94%	99%	15	14.79
Monitoring Sub-Total			40	38.44

CCI Safety Outcomes

Incidence of Maltreatment	0.27%	No Substantiated Reports	10	10.00
Staff Training/Foundations	68%	78%	5	3.90
Staff Safety Checks	98%	96%	5	4.80
Safety Sub-Total			20	18.70

CCI Permanency Outcomes

Placement Stability	90%	92%	15	13.80
Permanency Sub-Total			15	13.80

CCI Well-Being Outcomes

EPSDT Medical Visits	93%	100%	4	4.00
EPSDT Dental Visits	91%	92%	4	3.68
Academic Supports	76%	100%	3	3.00
Provider ECEM Visits	70%	100%	7	7.00
Provider General Contacts	67%	94%	7	6.58
Placements with Siblings	37%	73%	Not Scored	Not Scored
Placements within Legal County	14%	0%	Not Scored	Not Scored
Well-Being Sub-Total			25	24.26

*Performance calculation descriptions can be found in the FY 2018 RBWO PBP Measurements and Standards Guide.

Monitoring & Outcomes: Possible Points = 100		Points Earned = 95.20	
Score Before Incentives Credit		95.20%	
Incentives Awarded		9.12 pts	
PBP Verification		N/A pts	
Total Score		104.32%	



DHS, DFCS, Office of Provider Management
Performance-Based Placement Measures
RBWO Provider GA+SCORECARD - CCI



Report Quarter: Q4 FY2018

Provider/Program Name: Advocates for Bartow's Children - Flowering Branch Children's Shelter (564) - CCI

Program Census Information:		# Children in Care During Quarter: 12	# Placements During Quarter: 12	# Children in Care On Last Day: 8
CCI Incentive Credits	Avg Performance All CCIs (Points)	Provider Performance (%)*	Possible Points (Weight)	Provider Points Earned
Early EPSDT Medical Visits		100%	2	2.00
Early EPSDT Dental Visits		86%	2	1.72
Permanency Contacts		None Planned	5	
Additional Academic Supports		70%	2	1.40
Active Agency Accreditation		0%	4	0.00
Staff Clinical Licensure		0%	5	0.00
Behavior Management (threshold = 0)		100%	4	4.00
Incentives Total	7.72		24	9.12
Maximum total combined incentive credit allowed is 10 points.			Incentives Awarded	9.12

*Performance calculation descriptions can be found in the FY 2018 RBWO PBP Measurements and Standards Guide.

Child Protective Services Investigations and Dispositions

The following investigations data, which is not used for scoring but is considered significant to a provider's performance, is from Georgia SHINES and is not considered final or complete until the end of the fiscal year.

Total Reports:	0
Number Screened In:	0
Number Screened Out:	0
Number Substantiated:	0
Number Unsubstantiated:	0
Number Active CPS Investigations:	0



DHS, DFCS, Office of Provider Management
Performance-Based Placement Measures
RBWO Provider GA+SCORECARD - CCI
Report Quarter: Q4 FY2018



Provider/Program Name: Agape Behavioral Healthcare, Inc. - (694) - CCI

3830 Old Gordon Rd, Atlanta, GA 30336

Phone: 404-505-7619

Vendor ID# 35410

Quarterly Scores (Grades)

Q1: 74.95 (C)

Q2: 80.35 (B-)

Q3: 81.22 (B-)

Q4: 71.49 (C-)

Current Quarter Score (Grade)

71.49%

(C-)

Program Census Information:

Children in Care During
Quarter: 11

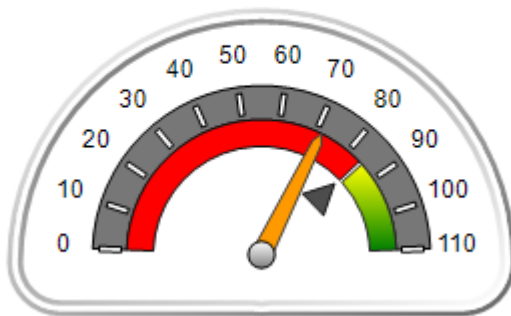
Placements During
Quarter: 11

Children in Care On Last
Day: 7

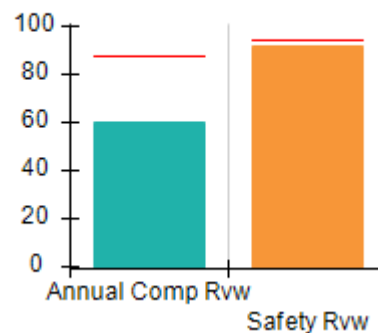
Quarterly Provider Comparisons to All CCIs

▼ indicates average for all CCIs

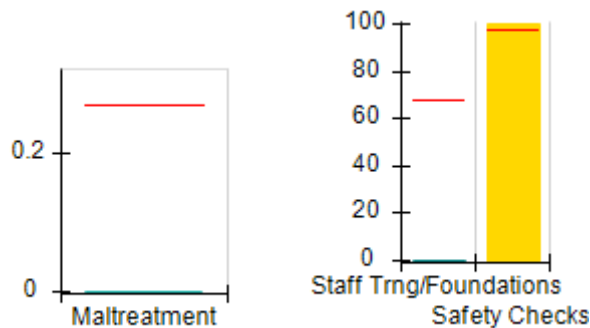
Overall Score (%)



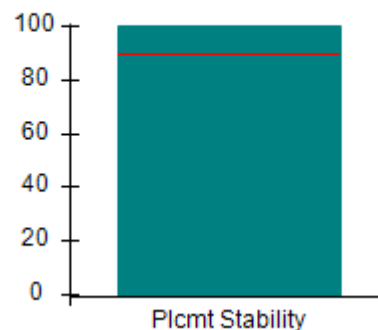
OPM Monitoring Reviews (%)



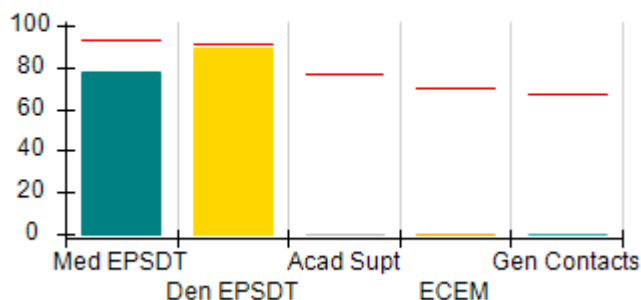
Safety Outcomes (%)



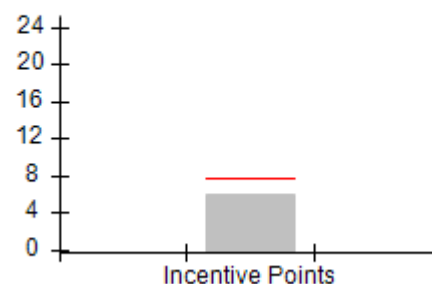
Permanency Outcomes (%)



Well-Being Outcomes (%)



Incentives Earned (Points)





DHS, DFCS, Office of Provider Management
Performance-Based Placement Measures
RBWO Provider GA+SCORECARD - CCI
 Report Quarter: Q4 FY2018



Provider/Program Name: Agape Behavioral Healthcare, Inc. - (694) - CCI				
3830 Old Gordon Rd, Atlanta, GA 30336		Quarterly Scores (Grades)		Current Quarter Score (Grade)
Phone: 404-505-7619		Q1: 74.95 (C)	Q2: 80.35 (B-)	71.49%
Vendor ID# 35410		Q3: 81.22 (B-)	Q4: 71.49 (C-)	(C-)
Program Census Information:		# Children in Care During Quarter: 11	# Placements During Quarter: 11	# Children in Care On Last Day: 7
	Avg Performance All CCIs (%)	Provider Performance (%)*	Possible Points (Weight)	Provider Points Earned
OPM Monitoring Reviews				
Annual Comprehensive Reviews	88%	60%	25	15.08
Safety Reviews	94%	92%	15	13.73
Monitoring Sub-Total			40	28.81
CCI Safety Outcomes				
Incidence of Maltreatment	0.27%	No Substantiated Reports	10	10.00
Staff Training/Foundations	68%	0%	5	0.00
Staff Safety Checks	98%	100%	5	5.00
Safety Sub-Total			20	15.00
CCI Permanency Outcomes				
Placement Stability	90%	100%	15	15.00
Permanency Sub-Total			15	15.00
CCI Well-Being Outcomes				
EPSDT Medical Visits	93%	78%	4	3.12
EPSDT Dental Visits	91%	89%	4	3.56
Academic Supports	76%	0%	3	0.00
Provider ECEM Visits	70%	0%	7	0.00
Provider General Contacts	67%	0%	7	0.00
Placements with Siblings	37%	Not Eligible	Not Scored	Not Scored
Placements within Legal County	14%	0%	Not Scored	Not Scored
Well-Being Sub-Total			25	6.68
*Performance calculation descriptions can be found in the FY 2018 RBWO PBP Measurements and Standards Guide.				

Monitoring & Outcomes: Possible Points = 100	Points Earned = 65.49
Score Before Incentives Credit	65.49%
Incentives Awarded	6.00 pts
PBP Verification	N/A pts
Total Score	71.49%



DHS, DFCS, Office of Provider Management
Performance-Based Placement Measures
RBWO Provider GA+SCORECARD - CCI
Report Quarter: Q4 FY2018



Provider/Program Name: Agape Behavioral Healthcare, Inc. - (694) - CCI

Program Census Information:		# Children in Care During Quarter: 11	# Placements During Quarter: 11	# Children in Care On Last Day: 7
CCI Incentive Credits	Avg Performance All CCIs (Points)	Provider Performance (%)*	Possible Points (Weight)	Provider Points Earned
Early EPSDT Medical Visits		50%	2	1.00
Early EPSDT Dental Visits		50%	2	1.00
Permanency Contacts		0%	5	0.00
Additional Academic Supports		0%	2	0.00
Active Agency Accreditation		0%	4	0.00
Staff Clinical Licensure		0%	5	0.00
Behavior Management (threshold = 0)		100%	4	4.00
Incentives Total	7.72		24	6.00
Maximum total combined incentive credit allowed is 10 points.			Incentives Awarded	6.00

*Performance calculation descriptions can be found in the FY 2018 RBWO PBP Measurements and Standards Guide.

Child Protective Services Investigations and Dispositions

The following investigations data, which is not used for scoring but is considered significant to a provider's performance, is from Georgia SHINES and is not considered final or complete until the end of the fiscal year.

Total Reports:	2	
Number Screened In:	0	
Number Screened Out:	2	
Number Substantiated:	0	
Number Unsubstantiated:	0	
Number Active CPS Investigations:	0	



DHS, DFCS, Office of Provider Management

Performance-Based Placement Measures

RBWO Provider GA+SCORECARD - CCI

Report Quarter: Q4 FY2018



Provider/Program Name: Alternative Youth Services, Inc. - (667) - CCI

211 Goose Hollow Road, Reynolds, GA 31076

Phone: 478-847-5211

Vendor ID# 35223

Quarterly Scores (Grades)

Q1: 85.64 (B)

Q2: 91.87 (A-)

Q3: 94.62 (A)

Q4: 73.10 (C-)

Current Quarter Score (Grade)

73.10%

(C-)

Program Census Information:

Children in Care During Quarter: 54

Placements During Quarter: 55

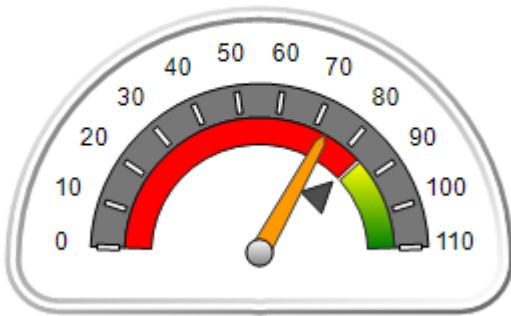
Children in Care On Last Day: 39

Quarterly Provider Comparisons to All CCIs

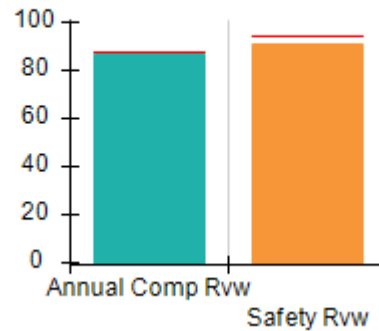


indicates average for all CCIs

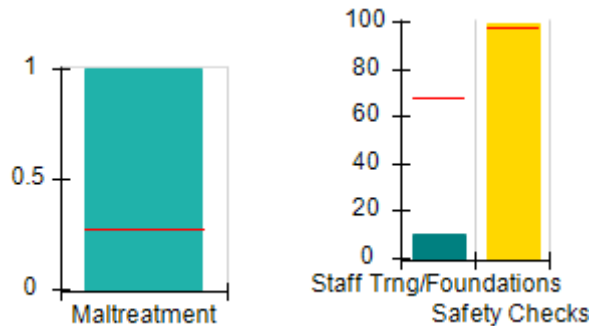
Overall Score (%)



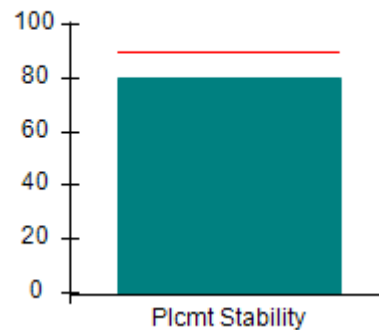
OPM Monitoring Reviews (%)



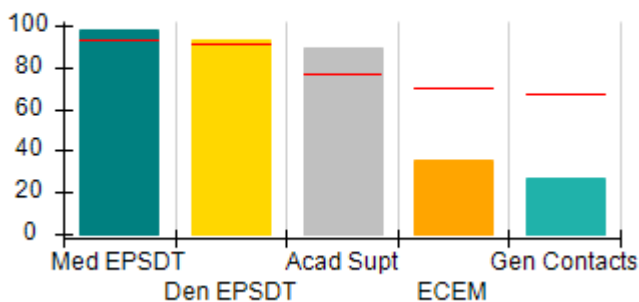
Safety Outcomes (%)



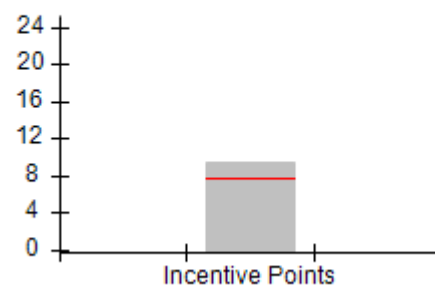
Permanency Outcomes (%)



Well-Being Outcomes (%)



Incentives Earned (Points)





DHS, DFCS, Office of Provider Management
Performance-Based Placement Measures
RBWO Provider GA+SCORECARD - CCI
 Report Quarter: Q4 FY2018



Provider/Program Name: Alternative Youth Services, Inc. - (667) - CCI				
211 Goose Hollow Road, Reynolds, GA 31076 Phone: 478-847-5211 Vendor ID# 35223		Quarterly Scores (Grades)		Current Quarter Score (Grade)
		Q1: 85.64 (B)	Q2: 91.87 (A-)	73.10%
		Q3: 94.62 (A)	Q4: 73.10 (C-)	(C-)
Program Census Information:		# Children in Care During Quarter: 54	# Placements During Quarter: 55	# Children in Care On Last Day: 39
	Avg Performance All CCIs (%)	Provider Performance (%)*	Possible Points (Weight)	Provider Points Earned
OPM Monitoring Reviews				
Annual Comprehensive Reviews	88%	87%	25	21.81
Safety Reviews	94%	91%	15	13.67
Monitoring Sub-Total			40	35.47
CCI Safety Outcomes				
Incidence of Maltreatment	0.27%	1% 1 Substantiated Rpt	10	0.00
Staff Training/Foundations	68%	10%	5	0.50
Staff Safety Checks	98%	99%	5	4.95
Safety Sub-Total			20	5.45
CCI Permanency Outcomes				
Placement Stability	90%	80%	15	12.00
Permanency Sub-Total			15	12.00
CCI Well-Being Outcomes				
EPSDT Medical Visits	93%	98%	4	3.92
EPSDT Dental Visits	91%	93%	4	3.72
Academic Supports	76%	89%	3	2.67
Provider ECEM Visits	70%	36%	7	2.52
Provider General Contacts	67%	27%	7	1.89
Placements with Siblings	37%	Not Eligible	Not Scored	Not Scored
Placements within Legal County	14%	0%	Not Scored	Not Scored
Well-Being Sub-Total			25	14.72
*Performance calculation descriptions can be found in the FY 2018 RBWO PBP Measurements and Standards Guide.				

Monitoring & Outcomes: Possible Points = 100		Points Earned = 67.64	
Score Before Incentives Credit		67.64%	
Incentives Awarded		9.46 pts	
PBP Verification		-4.00 pts	
Total Score		73.10%	



DHS, DFCS, Office of Provider Management
Performance-Based Placement Measures
RBWO Provider GA+SCORECARD - CCI
Report Quarter: Q4 FY2018



Provider/Program Name: Alternative Youth Services, Inc. - (667) - CCI

Program Census Information:		# Children in Care During Quarter: 54	# Placements During Quarter: 55	# Children in Care On Last Day: 39
CCI Incentive Credits	Avg Performance All CCIs (Points)	Provider Performance (%)*	Possible Points (Weight)	Provider Points Earned
Early EPSDT Medical Visits		80%	2	1.60
Early EPSDT Dental Visits		46%	2	0.92
Permanency Contacts		0%	5	0.00
Additional Academic Supports		47%	2	0.94
Active Agency Accreditation		50%	4	2.00
Staff Clinical Licensure		0%	5	0.00
Behavior Management (threshold = 0)		100%	4	4.00
Incentives Total	7.72		24	9.46
Maximum total combined incentive credit allowed is 10 points.			Incentives Awarded	9.46

*Performance calculation descriptions can be found in the FY 2018 RBWO PBP Measurements and Standards Guide.

Child Protective Services Investigations and Dispositions

The following investigations data, which is not used for scoring but is considered significant to a provider's performance, is from Georgia SHINES and is not considered final or complete until the end of the fiscal year.

Total Reports:	2	
Number Screened In:	1	
Number Screened Out:	1	
Number Substantiated:	1	
Number Unsubstantiated:	0	
Number Active CPS Investigations:	0	



DHS, DFCS, Office of Provider Management
Performance-Based Placement Measures
RBWO Provider GA+SCORECARD - CCI
Report Quarter: Q4 FY2018



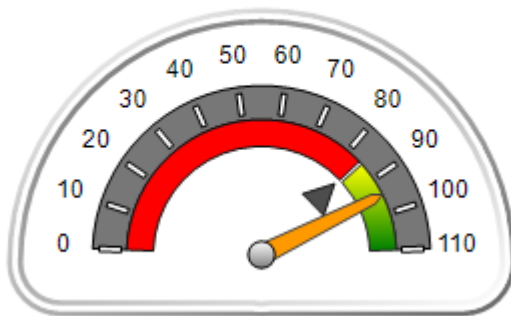
Provider/Program Name: Alyssa and Brothers, Inc. - dba Rowley Residence 2 (908) - CCI

4552 Dorset Circle, Decatur, GA 30035 Phone: 678 518-8633 Vendor ID# 35225	Quarterly Scores (Grades)		Current Quarter Score (Grade)
	Q1: 109.29 (A+)	Q2: 108.73 (A+)	94.79% (A)
	Q3: 109.27 (A+)	Q4: 94.79 (A)	
Program Census Information:	# Children in Care During Quarter: 7	# Placements During Quarter: 7	# Children in Care On Last Day: 5

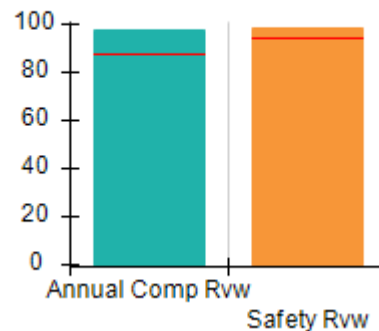
Quarterly Provider Comparisons to All CCIs

▼ — indicates average for all CCIs

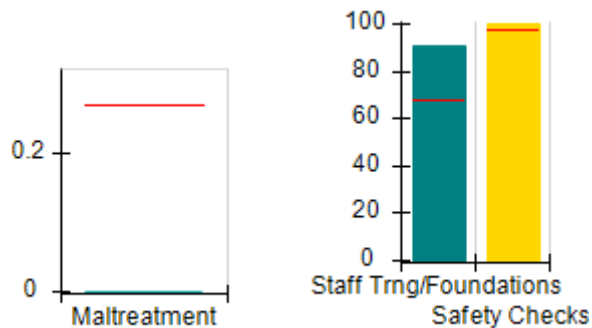
Overall Score (%)



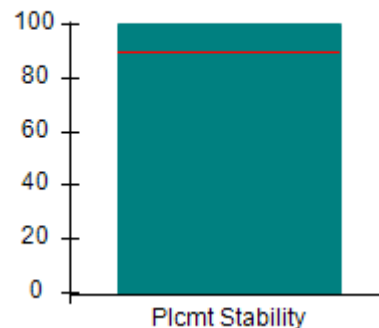
OPM Monitoring Reviews (%)



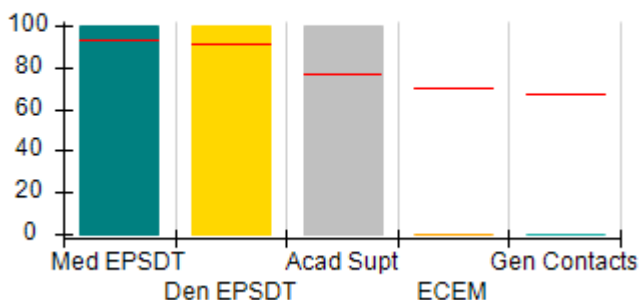
Safety Outcomes (%)



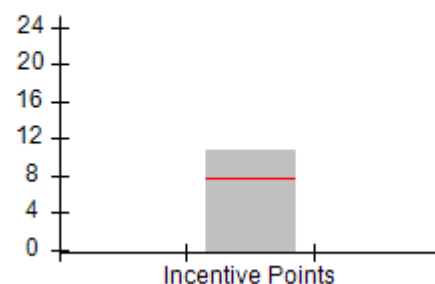
Permanency Outcomes (%)



Well-Being Outcomes (%)



Incentives Earned (Points)





DHS, DFCS, Office of Provider Management
Performance-Based Placement Measures
RBWO Provider GA+SCORECARD - CCI
Report Quarter: Q4 FY2018



Provider/Program Name: Alyssa and Brothers, Inc. - dba Rowley Residence 2 (908) - CCI

4552 Dorset Circle, Decatur, GA 30035 Phone: 678 518-8633 Vendor ID# 35225	Quarterly Scores (Grades)		Current Quarter Score (Grade)
	Q1: 109.29 (A+)	Q2: 108.73 (A+)	94.79% (A)
	Q3: 109.27 (A+)	Q4: 94.79 (A)	

Program Census Information:	# Children in Care During Quarter: 7	# Placements During Quarter: 7	# Children in Care On Last Day: 5
-----------------------------	--------------------------------------	--------------------------------	-----------------------------------

	Avg Performance All CCIs (%)	Provider Performance (%)*	Possible Points (Weight)	Provider Points Earned
--	------------------------------	---------------------------	--------------------------	------------------------

OPM Monitoring Reviews

Annual Comprehensive Reviews	88%	98%	25	24.42
Safety Reviews	94%	99%	15	14.82
Monitoring Sub-Total			40	39.24

CCI Safety Outcomes

Incidence of Maltreatment	0.27%	No Substantiated Reports	10	10.00
Staff Training/Foundations	68%	91%	5	4.55
Staff Safety Checks	98%	100%	5	5.00
Safety Sub-Total			20	19.55

CCI Permanency Outcomes

Placement Stability	90%	100%	15	15.00
Permanency Sub-Total			15	15.00

CCI Well-Being Outcomes

EPSDT Medical Visits	93%	100%	4	4.00
EPSDT Dental Visits	91%	100%	4	4.00
Academic Supports	76%	100%	3	3.00
Provider ECEM Visits	70%	0%	7	0.00
Provider General Contacts	67%	0%	7	0.00
Placements with Siblings	37%	Not Eligible	Not Scored	Not Scored
Placements within Legal County	14%	33%	Not Scored	Not Scored
Well-Being Sub-Total			25	11.00

*Performance calculation descriptions can be found in the FY 2018 RBWO PBP Measurements and Standards Guide.

Monitoring & Outcomes: Possible Points = 100	Points Earned = 84.79
Score Before Incentives Credit	84.79%
Incentives Awarded	10.00 pts
PBP Verification	N/A pts
Total Score	94.79%



DHS, DFCS, Office of Provider Management
Performance-Based Placement Measures
RBWO Provider GA+SCORECARD - CCI
Report Quarter: Q4 FY2018



Provider/Program Name: Alyssa and Brothers, Inc. - dba Rowley Residence 2 (908) - CCI

Program Census Information:		# Children in Care During Quarter: 7	# Placements During Quarter: 7	# Children in Care On Last Day: 5
CCI Incentive Credits	Avg Performance All CCIs (Points)	Provider Performance (%)*	Possible Points (Weight)	Provider Points Earned
Early EPSDT Medical Visits		100%	2	2.00
Early EPSDT Dental Visits		100%	2	2.00
Permanency Contacts		14%	5	0.70
Additional Academic Supports		100%	2	2.00
Active Agency Accreditation		0%	4	0.00
Staff Clinical Licensure		0%	5	0.00
Behavior Management (threshold = 0)		100%	4	4.00
Incentives Total	7.72		24	10.70
Maximum total combined incentive credit allowed is 10 points.			Incentives Awarded	10.00

*Performance calculation descriptions can be found in the FY 2018 RBWO PBP Measurements and Standards Guide.

Child Protective Services Investigations and Dispositions

The following investigations data, which is not used for scoring but is considered significant to a provider's performance, is from Georgia SHINES and is not considered final or complete until the end of the fiscal year.

Total Reports:	0	
Number Screened In:	0	
Number Screened Out:	0	
Number Substantiated:	0	
Number Unsubstantiated:	0	
Number Active CPS Investigations:	0	



DHS, DFCS, Office of Provider Management
Performance-Based Placement Measures
RBWO Provider GA+SCORECARD - CCI
Report Quarter: Q4 FY2018



Provider/Program Name: AMI Kids Savannah River - (5161) - CCI

626 Old River Road, Sylvania, GA 30467

Phone: 912-829-5300

Vendor ID# 117807

Quarterly Scores (Grades)

Q1: 94.71 (A)

Q2: 85.23 (B)

Q3: 98.56 (A+)

Q4: 96.54 (A)

Current Quarter Score (Grade)

96.54%

(A)

Program Census Information:

Children in Care During
Quarter: 31

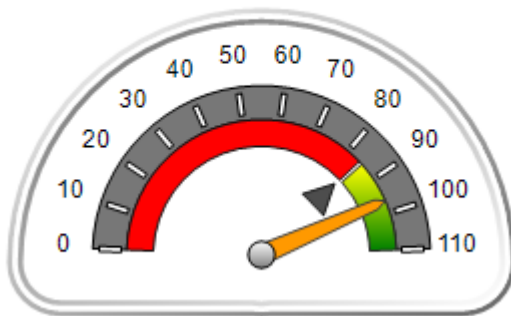
Placements During
Quarter: 31

Children in Care On Last
Day: 16

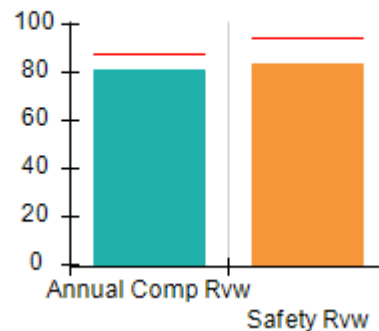
Quarterly Provider Comparisons to All CCIs

▼ indicates average for all CCIs

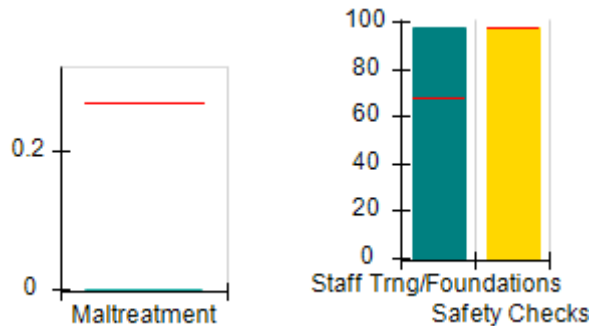
Overall Score (%)



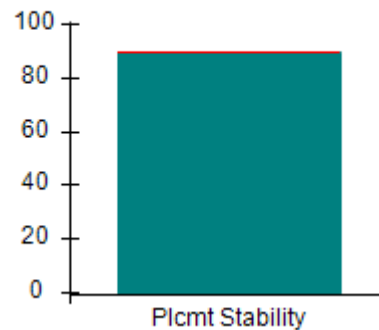
OPM Monitoring Reviews (%)



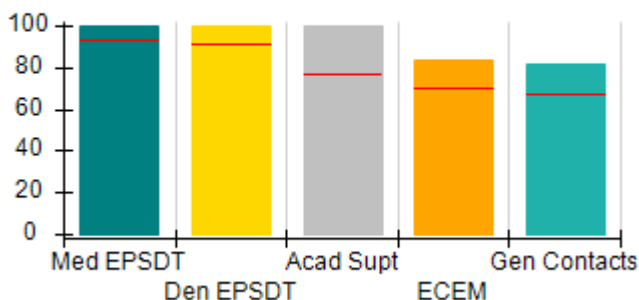
Safety Outcomes (%)



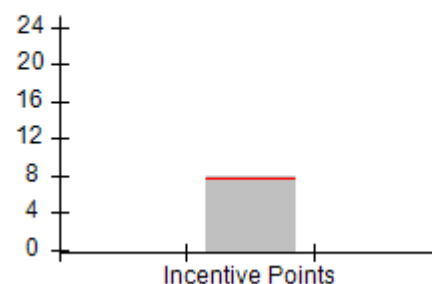
Permanency Outcomes (%)



Well-Being Outcomes (%)



Incentives Earned (Points)





DHS, DFCS, Office of Provider Management
Performance-Based Placement Measures
RBWO Provider GA+SCORECARD - CCI
 Report Quarter: Q4 FY2018



Provider/Program Name: AMI Kids Savannah River - (5161) - CCI

626 Old River Road, Sylvania, GA 30467 Phone: 912-829-5300 Vendor ID# 117807	Quarterly Scores (Grades)		Current Quarter Score (Grade)
	Q1: 94.71 (A)	Q2: 85.23 (B)	96.54% (A)
	Q3: 98.56 (A+)	Q4: 96.54 (A)	

Program Census Information:	# Children in Care During Quarter: 31	# Placements During Quarter: 31	# Children in Care On Last Day: 16
-----------------------------	---------------------------------------	---------------------------------	------------------------------------

	Avg Performance All CCIs (%)	Provider Performance (%)*	Possible Points (Weight)	Provider Points Earned
--	------------------------------	---------------------------	--------------------------	------------------------

OPM Monitoring Reviews

Annual Comprehensive Reviews	88%	81%	25	20.27
Safety Reviews	94%	83%	15	12.52
Monitoring Sub-Total			40	32.79

CCI Safety Outcomes

Incidence of Maltreatment	0.27%	No Substantiated Reports	10	10.00
Staff Training/Foundations	68%	97%	5	4.85
Staff Safety Checks	98%	97%	5	4.85
Safety Sub-Total			20	19.70

CCI Permanency Outcomes

Placement Stability	90%	90%	15	13.50
Permanency Sub-Total			15	13.50

CCI Well-Being Outcomes

EPSDT Medical Visits	93%	100%	4	4.00
EPSDT Dental Visits	91%	100%	4	4.00
Academic Supports	76%	100%	3	3.00
Provider ECEM Visits	70%	83%	7	5.81
Provider General Contacts	67%	82%	7	5.74
Placements with Siblings	37%	0%	Not Scored	Not Scored
Placements within Legal County	14%	0%	Not Scored	Not Scored
Well-Being Sub-Total			25	22.55

*Performance calculation descriptions can be found in the FY 2018 RBWO PBP Measurements and Standards Guide.

Monitoring & Outcomes: Possible Points = 100	Points Earned = 88.54
Score Before Incentives Credit	88.54%
Incentives Awarded	8.00 pts
PBP Verification	0.00 pts
Total Score	96.54%



DHS, DFCS, Office of Provider Management
Performance-Based Placement Measures
RBWO Provider GA+SCORECARD - CCI
Report Quarter: Q4 FY2018



Provider/Program Name: AMI Kids Savannah River - (5161) - CCI

Program Census Information:		# Children in Care During Quarter: 31	# Placements During Quarter: 31	# Children in Care On Last Day: 16
CCI Incentive Credits	Avg Performance All CCIs (Points)	Provider Performance (%)*	Possible Points (Weight)	Provider Points Earned
Early EPSDT Medical Visits		100%	2	2.00
Early EPSDT Dental Visits		100%	2	2.00
Permanency Contacts		0%	5	0.00
Additional Academic Supports		0%	2	0.00
Active Agency Accreditation		0%	4	0.00
Staff Clinical Licensure		0%	5	0.00
Behavior Management (threshold = 0)		100%	4	4.00
Incentives Total	7.72		24	8.00
Maximum total combined incentive credit allowed is 10 points.			Incentives Awarded	8.00

*Performance calculation descriptions can be found in the FY 2018 RBWO PBP Measurements and Standards Guide.

Child Protective Services Investigations and Dispositions

The following investigations data, which is not used for scoring but is considered significant to a provider's performance, is from Georgia SHINES and is not considered final or complete until the end of the fiscal year.

Total Reports:	0	
Number Screened In:	0	
Number Screened Out:	0	
Number Substantiated:	0	
Number Unsubstantiated:	0	
Number Active CPS Investigations:	0	



DHS, DFCS, Office of Provider Management

Performance-Based Placement Measures

RBWO Provider GA+SCORECARD - CCI



Report Quarter: Q4 FY2018

Provider/Program Name: Ark Family Counseling Center, The - Ricky Homes/Dallas (569) - CCI

615 Brooks St., Dallas, GA 30157

Phone: 770-593-0913

Vendor ID# 35231

Quarterly Scores (Grades)

Current Quarter Score (Grade)

Q1: 85.13 (B)

Q2: 85.13 (B)

85.13%

Q3: 85.13 (B)

Q4: 85.13 (B)

(B)

Program Census Information:

Children in Care During Quarter: 0

Placements During Quarter: 0

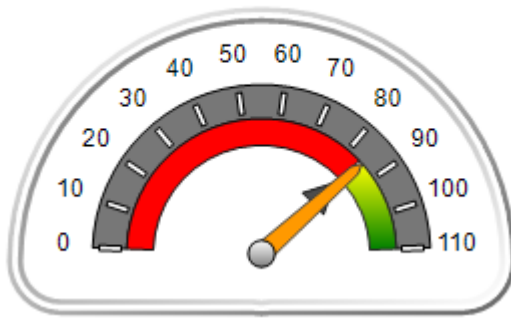
Children in Care On Last Day: 0

Quarterly Provider Comparisons to All CCIs

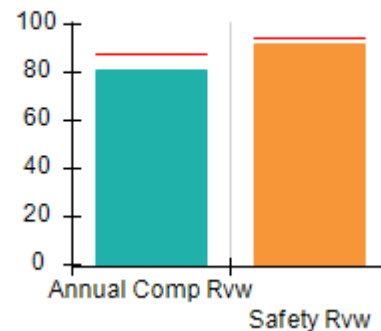


indicates average for all CCIs

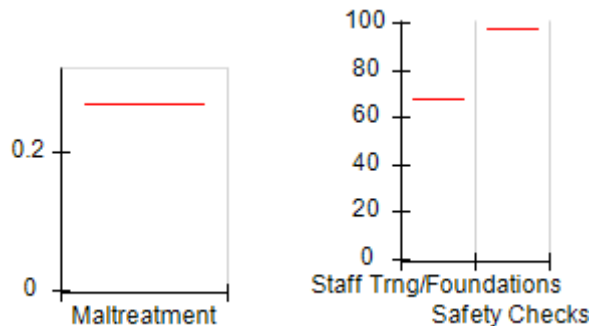
Overall Score (%)



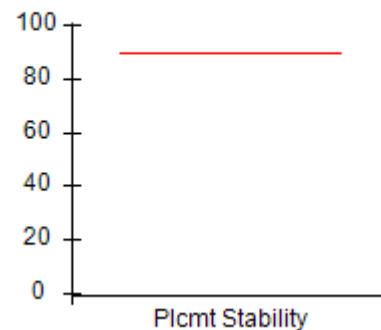
OPM Monitoring Reviews (%)



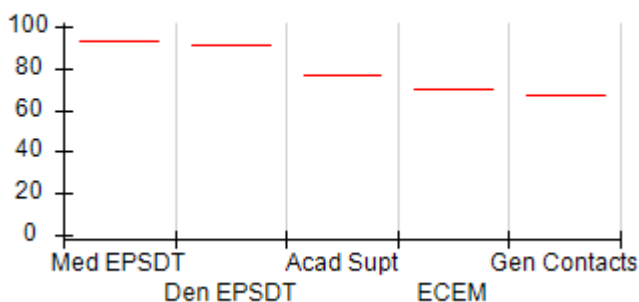
Safety Outcomes (%)



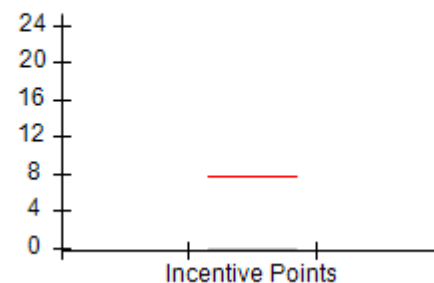
Permanency Outcomes (%)



Well-Being Outcomes (%)



Incentives Earned (Points)





Performance-Based Placement Measures RBWO Provider GA+SCORECARD - CCI

Report Quarter: Q4 FY2018

Provider/Program Name: Ark Family Counseling Center, The - Ricky Homes/Dallas (569) - CCI

615 Brooks St., Dallas, GA 30157		Quarterly Scores (Grades)		Current Quarter Score (Grade)
Phone: 770-593-0913		Q1: 85.13 (B)	Q2: 85.13 (B)	85.13%
Vendor ID# 35231		Q3: 85.13 (B)	Q4: 85.13 (B)	(B)
Program Census Information:		# Children in Care During Quarter: 0	# Placements During Quarter: 0	# Children in Care On Last Day: 0
	Avg Performance All CCIs (%)	Provider Performance (%)*	Possible Points (Weight)	Provider Points Earned
OPM Monitoring Reviews				
Annual Comprehensive Reviews	88%	81%	25	20.33
Safety Reviews	94%	92%	15	13.73
Monitoring Sub-Total			40	34.05
CCI Safety Outcomes				
Incidence of Maltreatment	0.27%	Not Eligible		
Staff Training/Foundations	68%	Not Eligible		
Staff Safety Checks	98%	Not Eligible		
Safety Sub-Total			N/A	
CCI Permanency Outcomes				
Placement Stability	90%	Not Eligible		
Permanency Sub-Total			N/A	
CCI Well-Being Outcomes				
EPSDT Medical Visits	93%	Not Eligible		
EPSDT Dental Visits	91%	Not Eligible		
Academic Supports	76%	Not Eligible		
Provider ECEM Visits	70%	Not Eligible		
Provider General Contacts	67%	Not Eligible		
Placements with Siblings	37%	Not Eligible	Not Scored	Not Scored
Placements within Legal County	14%	Not Eligible	Not Scored	Not Scored
Well-Being Sub-Total			N/A	
*Performance calculation descriptions can be found in the FY 2018 RBWO PBP Measurements and Standards Guide.				

Monitoring & Outcomes: Possible Points = 40		Points Earned = 34.05	
Score Before Incentives Credit		85.13%	
Incentives Awarded		0.00 pts	
PBP Verification		N/A pts	
Total Score		85.13%	



DHS, DFCS, Office of Provider Management
Performance-Based Placement Measures
RBWO Provider GA+SCORECARD - CCI
Report Quarter: Q4 FY2018



Provider/Program Name: Ark Family Counseling Center, The - Ricky Homes/Dallas (569) - CCI

Program Census Information:		# Children in Care During Quarter: 0	# Placements During Quarter: 0	# Children in Care On Last Day: 0
CCI Incentive Credits	Avg Performance All CCIs (Points)	Provider Performance (%)*	Possible Points (Weight)	Provider Points Earned
Early EPSDT Medical Visits		Not Eligible	2	
Early EPSDT Dental Visits		Not Eligible	2	
Permanency Contacts		None Planned	5	
Additional Academic Supports		Not Eligible	2	
Active Agency Accreditation		0%	4	0.00
Staff Clinical Licensure		0%	5	0.00
Behavior Management (threshold = 0)		0%	4	
Incentives Total	7.72		24	0.00
Maximum total combined incentive credit allowed is 10 points.			Incentives Awarded	0.00

*Performance calculation descriptions can be found in the FY 2018 RBWO PBP Measurements and Standards Guide.

Child Protective Services Investigations and Dispositions

The following investigations data, which is not used for scoring but is considered significant to a provider's performance, is from Georgia SHINES and is not considered final or complete until the end of the fiscal year.

Total Reports:	0
Number Screened In:	0
Number Screened Out:	0
Number Substantiated:	0
Number Unsubstantiated:	0
Number Active CPS Investigations:	0



Performance-Based Placement Measures

RBWO Provider GA+SCORECARD - CCI

Report Quarter: Q4 FY2018

Provider/Program Name: Ark Family Counseling Center, The - Ricky Homes/Decatur (571) - CCI

2580 S. Hairston Road, Decatur, GA 30035

Phone: 770-593-0913

Vendor ID# 35229

Quarterly Scores (Grades)

Current Quarter Score (Grade)

Q1: 87.92 (B+)

Q2: 100.86 (A+)

96.44%

Q3: 98.12 (A+)

Q4: 96.44 (A)

(A)

Program Census Information:

Children in Care During Quarter: 8

Placements During Quarter: 8

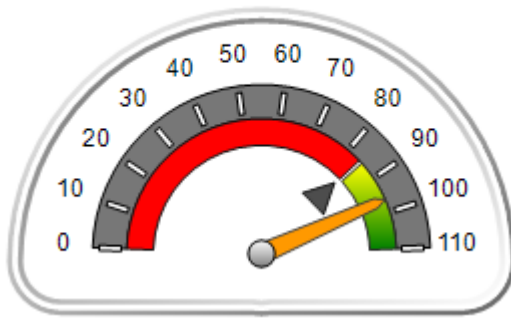
Children in Care On Last Day: 5

Quarterly Provider Comparisons to All CCIs

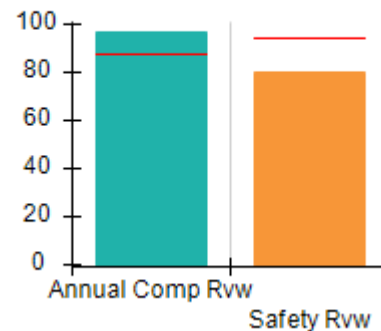


indicates average for all CCIs

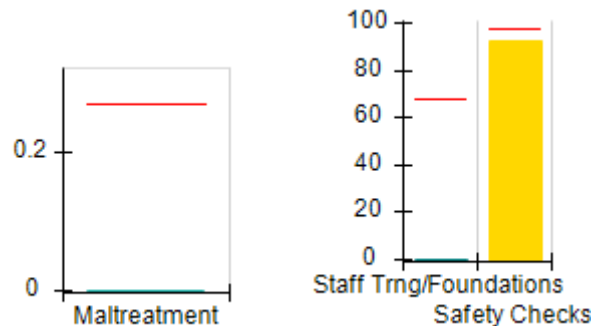
Overall Score (%)



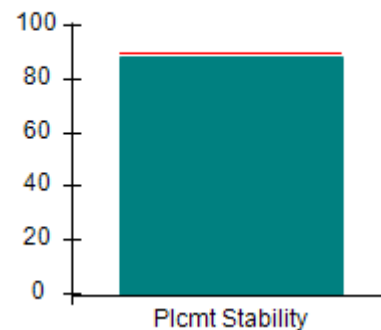
OPM Monitoring Reviews (%)



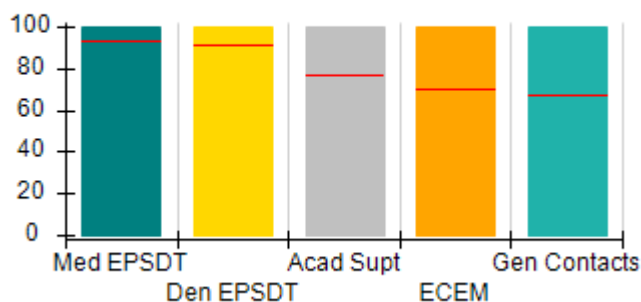
Safety Outcomes (%)



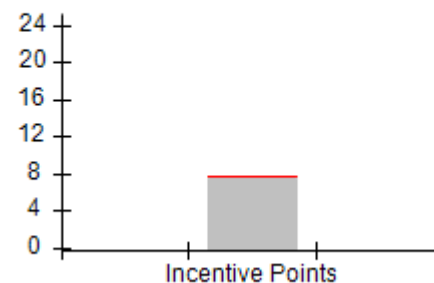
Permanency Outcomes (%)



Well-Being Outcomes (%)



Incentives Earned (Points)





Performance-Based Placement Measures

RBWO Provider GA+SCORECARD - CCI

Report Quarter: Q4 FY2018

Provider/Program Name: Ark Family Counseling Center, The - Ricky Homes/Decatur (571) - CCI

2580 S. Hairston Road, Decatur, GA 30035		Quarterly Scores (Grades)		Current Quarter Score (Grade)
Phone: 770-593-0913		Q1: 87.92 (B+)	Q2: 100.86 (A+)	96.44% (A)
Vendor ID# 35229		Q3: 98.12 (A+)	Q4: 96.44 (A)	
Program Census Information:		# Children in Care During Quarter: 8	# Placements During Quarter: 8	# Children in Care On Last Day: 5
	Avg Performance All CCIs (%)	Provider Performance (%)*	Possible Points (Weight)	Provider Points Earned
OPM Monitoring Reviews				
Annual Comprehensive Reviews	88%	96%	25	24.12
Safety Reviews	94%	80%	15	12.03
Monitoring Sub-Total			40	36.14
CCI Safety Outcomes				
Incidence of Maltreatment	0.27%	No Substantiated Reports	10	10.00
Staff Training/Foundations	68%	0%	5	0.00
Staff Safety Checks	98%	92%	5	4.60
Safety Sub-Total			20	14.60
CCI Permanency Outcomes				
Placement Stability	90%	88%	15	13.20
Permanency Sub-Total			15	13.20
CCI Well-Being Outcomes				
EPSDT Medical Visits	93%	100%	4	4.00
EPSDT Dental Visits	91%	100%	4	4.00
Academic Supports	76%	100%	3	3.00
Provider ECEM Visits	70%	100%	7	7.00
Provider General Contacts	67%	100%	7	7.00
Placements with Siblings	37%	Not Eligible	Not Scored	Not Scored
Placements within Legal County	14%	0%	Not Scored	Not Scored
Well-Being Sub-Total			25	25.00

*Performance calculation descriptions can be found in the FY 2018 RBWO PBP Measurements and Standards Guide.

Monitoring & Outcomes: Possible Points = 100		Points Earned = 88.94	
Score Before Incentives Credit		88.94%	
Incentives Awarded		7.50 pts	
PBP Verification		0.00 pts	
Total Score		96.44%	



DHS, DFCS, Office of Provider Management
Performance-Based Placement Measures
RBWO Provider GA+SCORECARD - CCI



Report Quarter: Q4 FY2018

Provider/Program Name: Ark Family Counseling Center, The - Ricky Homes/Decatur (571) - CCI

Program Census Information:		# Children in Care During Quarter: 8	# Placements During Quarter: 8	# Children in Care On Last Day: 5
CCI Incentive Credits	Avg Performance All CCIs (Points)	Provider Performance (%)*	Possible Points (Weight)	Provider Points Earned
Early EPSDT Medical Visits		100%	2	2.00
Early EPSDT Dental Visits		75%	2	1.50
Permanency Contacts		None Planned	5	
Additional Academic Supports		0%	2	0.00
Active Agency Accreditation		0%	4	0.00
Staff Clinical Licensure		0%	5	0.00
Behavior Management (threshold = 0)		100%	4	4.00
Incentives Total	7.72		24	7.50
Maximum total combined incentive credit allowed is 10 points.			Incentives Awarded	7.50

*Performance calculation descriptions can be found in the FY 2018 RBWO PBP Measurements and Standards Guide.

Child Protective Services Investigations and Dispositions

The following investigations data, which is not used for scoring but is considered significant to a provider's performance, is from Georgia SHINES and is not considered final or complete until the end of the fiscal year.

Total Reports:	0
Number Screened In:	0
Number Screened Out:	0
Number Substantiated:	0
Number Unsubstantiated:	0
Number Active CPS Investigations:	0



DHS, DFCS, Office of Provider Management
Performance-Based Placement Measures
RBWO Provider GA+SCORECARD - CCI



Report Quarter: Q4 FY2018

Provider/Program Name: Ark Family Counseling Center, The - Ricky Homes/Lithonia (591) - CCI

3383 Evans Mill Rd., Lithonia, GA 30038

Phone: 770-593-0913

Vendor ID# 35228

Quarterly Scores (Grades)

Current Quarter Score (Grade)

Q1: 98.45 (A+)

Q2: 100.45 (A+)

88.90%

Q3: 103.00 (A+)

Q4: 88.90 (B+)

(B+)

Program Census Information:

Children in Care During Quarter: 7

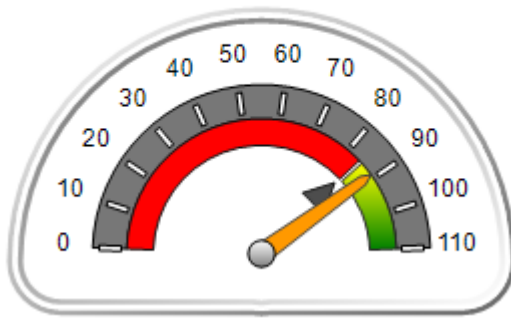
Placements During Quarter: 7

Children in Care On Last Day: 5

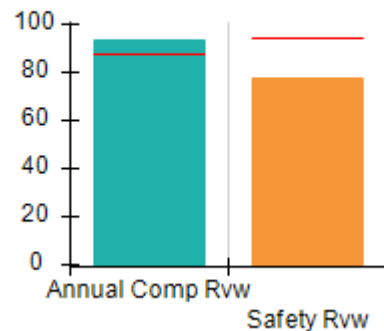
Quarterly Provider Comparisons to All CCIs

▼ indicates average for all CCIs

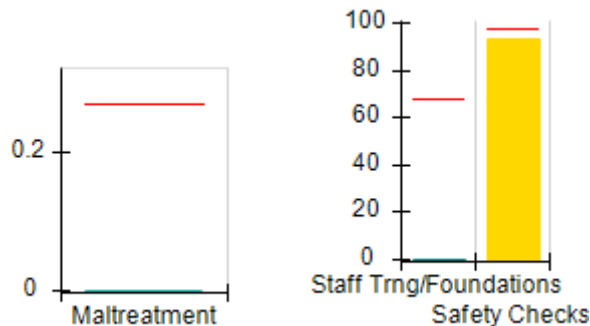
Overall Score (%)



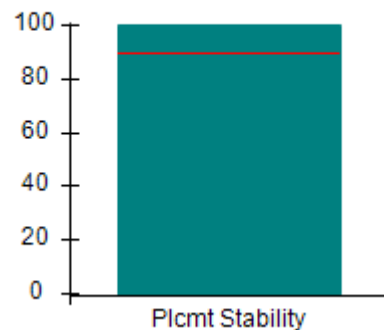
OPM Monitoring Reviews (%)



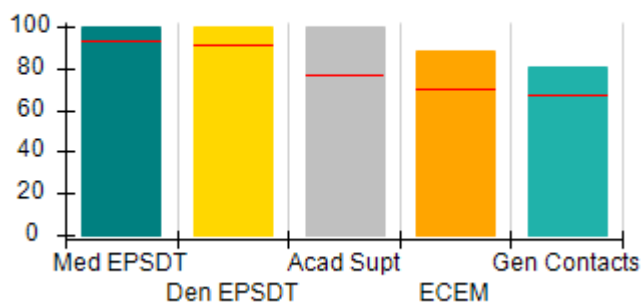
Safety Outcomes (%)



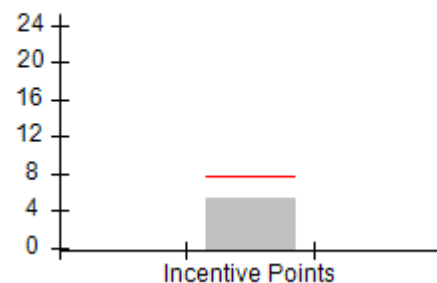
Permanency Outcomes (%)



Well-Being Outcomes (%)



Incentives Earned (Points)





DHS, DFCS, Office of Provider Management
Performance-Based Placement Measures
RBWO Provider GA+SCORECARD - CCI



Report Quarter: Q4 FY2018

Provider/Program Name: Ark Family Counseling Center, The - Ricky Homes/Lithonia (591) - CCI				
3383 Evans Mill Rd., Lithonia, GA 30038		Quarterly Scores (Grades)		Current Quarter Score (Grade)
Phone: 770-593-0913		Q1: 98.45 (A+)	Q2: 100.45 (A+)	88.90%
Vendor ID# 35228		Q3: 103.00 (A+)	Q4: 88.90 (B+)	(B+)
Program Census Information:		# Children in Care During Quarter: 7	# Placements During Quarter: 7	# Children in Care On Last Day: 5
	Avg Performance All CCIs (%)	Provider Performance (%)*	Possible Points (Weight)	Provider Points Earned
OPM Monitoring Reviews				
Annual Comprehensive Reviews	88%	94%	25	23.42
Safety Reviews	94%	78%	15	11.67
Monitoring Sub-Total			40	35.08
CCI Safety Outcomes				
Incidence of Maltreatment	0.27%	No Substantiated Reports	10	10.00
Staff Training/Foundations	68%	0%	5	0.00
Staff Safety Checks	98%	93%	5	4.65
Safety Sub-Total			20	14.65
CCI Permanency Outcomes				
Placement Stability	90%	100%	15	15.00
Permanency Sub-Total			15	15.00
CCI Well-Being Outcomes				
EPSDT Medical Visits	93%	100%	4	4.00
EPSDT Dental Visits	91%	100%	4	4.00
Academic Supports	76%	100%	3	3.00
Provider ECEM Visits	70%	88%	7	6.16
Provider General Contacts	67%	81%	7	5.67
Placements with Siblings	37%	57%	Not Scored	Not Scored
Placements within Legal County	14%	0%	Not Scored	Not Scored
Well-Being Sub-Total			25	22.83
*Performance calculation descriptions can be found in the FY 2018 RBWO PBP Measurements and Standards Guide.				

Monitoring & Outcomes: Possible Points = 100		Points Earned = 87.56	
Score Before Incentives Credit		87.56%	
Incentives Awarded		5.34 pts	
PBP Verification		-4.00 pts	
Total Score		88.90%	



DHS, DFCS, Office of Provider Management
Performance-Based Placement Measures
RBWO Provider GA+SCORECARD - CCI



Report Quarter: Q4 FY2018

Provider/Program Name: Ark Family Counseling Center, The - Ricky Homes/Lithonia (591) - CCI

Program Census Information:		# Children in Care During Quarter: 7	# Placements During Quarter: 7	# Children in Care On Last Day: 5
CCI Incentive Credits	Avg Performance All CCIs (Points)	Provider Performance (%)*	Possible Points (Weight)	Provider Points Earned
Early EPSDT Medical Visits		Not Eligible	2	
Early EPSDT Dental Visits		67%	2	1.34
Permanency Contacts		None Planned	5	
Additional Academic Supports		0%	2	0.00
Active Agency Accreditation		0%	4	0.00
Staff Clinical Licensure		0%	5	0.00
Behavior Management (threshold = 0)		100%	4	4.00
Incentives Total	7.72		24	5.34
Maximum total combined incentive credit allowed is 10 points.			Incentives Awarded	5.34

*Performance calculation descriptions can be found in the FY 2018 RBWO PBP Measurements and Standards Guide.

Child Protective Services Investigations and Dispositions

The following investigations data, which is not used for scoring but is considered significant to a provider's performance, is from Georgia SHINES and is not considered final or complete until the end of the fiscal year.

Total Reports:	0
Number Screened In:	0
Number Screened Out:	0
Number Substantiated:	0
Number Unsubstantiated:	0
Number Active CPS Investigations:	0



DHS, DFCS, Office of Provider Management
Performance-Based Placement Measures
RBWO Provider GA+SCORECARD - CCI
Report Quarter: Q4 FY2018



Provider/Program Name: Bald Ridge Lodge, Inc. - (4124) - CCI

775 Lanier 400 Pkwy, Cumming, GA 30040

Phone: 770-887-1220

Vendor ID# 79175

Quarterly Scores (Grades)

Q1: 98.87 (A+)

Q2: 95.45 (A)

Q3: 88.52 (B+)

Q4: 86.05 (B)

Current Quarter Score (Grade)

86.05%

(B)

Program Census Information:

Children in Care During
Quarter: 11

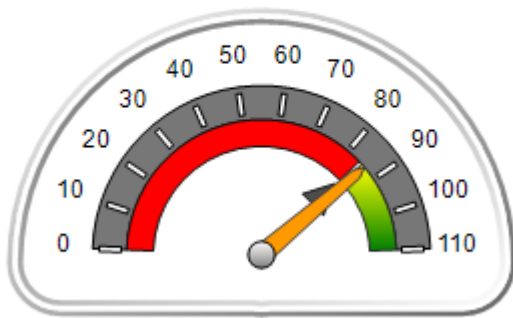
Placements During
Quarter: 11

Children in Care On Last
Day: 9

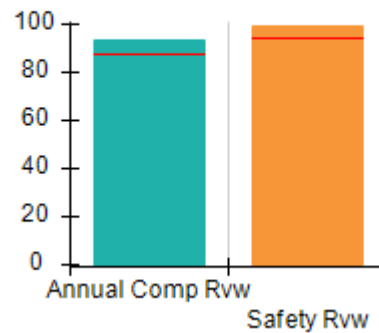
Quarterly Provider Comparisons to All CCIs

▼ — indicates average for all CCIs

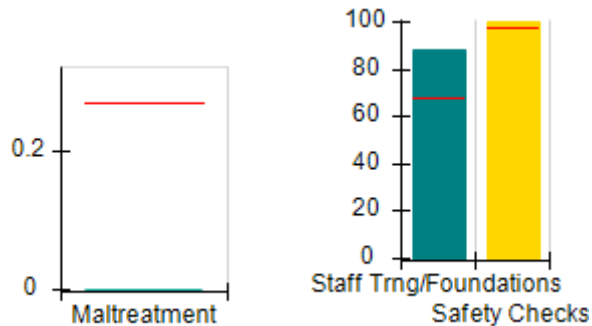
Overall Score (%)



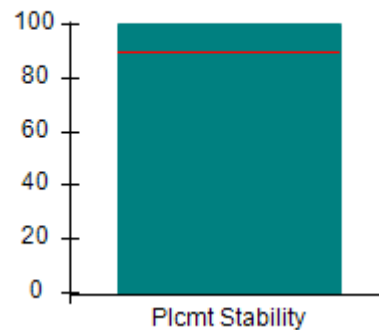
OPM Monitoring Reviews (%)



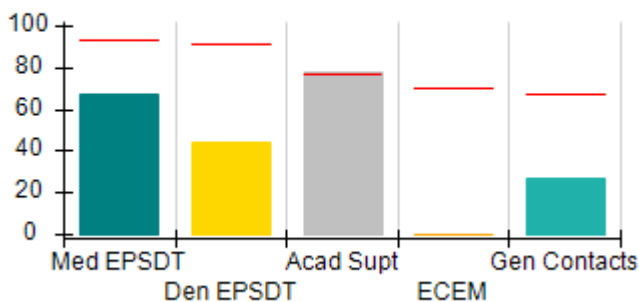
Safety Outcomes (%)



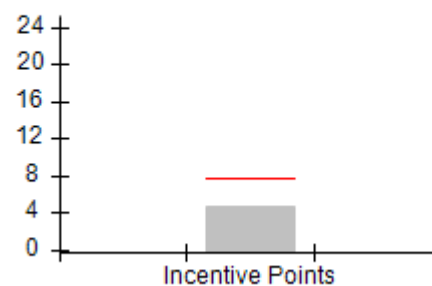
Permanency Outcomes (%)



Well-Being Outcomes (%)



Incentives Earned (Points)





DHS, DFCS, Office of Provider Management
Performance-Based Placement Measures
RBWO Provider GA+SCORECARD - CCI
 Report Quarter: Q4 FY2018



Provider/Program Name: Bald Ridge Lodge, Inc. - (4124) - CCI

775 Lanier 400 Pkwy, Cumming, GA 30040 Phone: 770-887-1220 Vendor ID# 79175	Quarterly Scores (Grades)		Current Quarter Score (Grade)
	Q1: 98.87 (A+)	Q2: 95.45 (A)	86.05% (B)
	Q3: 88.52 (B+)	Q4: 86.05 (B)	

Program Census Information:	# Children in Care During Quarter: 11	# Placements During Quarter: 11	# Children in Care On Last Day: 9
-----------------------------	---------------------------------------	---------------------------------	-----------------------------------

	Avg Performance All CCIs (%)	Provider Performance (%)*	Possible Points (Weight)	Provider Points Earned
--	-------------------------------------	----------------------------------	---------------------------------	-------------------------------

OPM Monitoring Reviews

Annual Comprehensive Reviews	88%	93%	25	23.36
Safety Reviews	94%	99%	15	14.87
Monitoring Sub-Total			40	38.22

CCI Safety Outcomes

Incidence of Maltreatment	0.27%	No Substantiated Reports	10	10.00
Staff Training/Foundations	68%	88%	5	4.40
Staff Safety Checks	98%	100%	5	5.00
Safety Sub-Total			20	19.40

CCI Permanency Outcomes

Placement Stability	90%	100%	15	15.00
Permanency Sub-Total			15	15.00

CCI Well-Being Outcomes

EPSDT Medical Visits	93%	67%	4	2.68
EPSDT Dental Visits	91%	44%	4	1.76
Academic Supports	76%	78%	3	2.34
Provider ECEM Visits	70%	0%	7	0.00
Provider General Contacts	67%	27%	7	1.89
Placements with Siblings	37%	25%	Not Scored	Not Scored
Placements within Legal County	14%	0%	Not Scored	Not Scored
Well-Being Sub-Total			25	8.67

*Performance calculation descriptions can be found in the FY 2018 RBWO PBP Measurements and Standards Guide.

Monitoring & Outcomes: Possible Points = 100	Points Earned = 81.29
Score Before Incentives Credit	81.29%
Incentives Awarded	4.76 pts
PBP Verification	N/A pts
Total Score	86.05%



DHS, DFCS, Office of Provider Management
Performance-Based Placement Measures
RBWO Provider GA+SCORECARD - CCI
Report Quarter: Q4 FY2018



Provider/Program Name: Bald Ridge Lodge, Inc. - (4124) - CCI

Program Census Information:		# Children in Care During Quarter: 11	# Placements During Quarter: 11	# Children in Care On Last Day: 9
CCI Incentive Credits	Avg Performance All CCIs (Points)	Provider Performance (%)*	Possible Points (Weight)	Provider Points Earned
Early EPSDT Medical Visits		0%	2	0.00
Early EPSDT Dental Visits		0%	2	0.00
Permanency Contacts		0%	5	0.00
Additional Academic Supports		38%	2	0.76
Active Agency Accreditation		0%	4	0.00
Staff Clinical Licensure		0%	5	0.00
Behavior Management (threshold = 0)		100%	4	4.00
Incentives Total	7.72		24	4.76
Maximum total combined incentive credit allowed is 10 points.			Incentives Awarded	4.76

*Performance calculation descriptions can be found in the FY 2018 RBWO PBP Measurements and Standards Guide.

Child Protective Services Investigations and Dispositions

The following investigations data, which is not used for scoring but is considered significant to a provider's performance, is from Georgia SHINES and is not considered final or complete until the end of the fiscal year.

Total Reports:	0	
Number Screened In:	0	
Number Screened Out:	0	
Number Substantiated:	0	
Number Unsubstantiated:	0	
Number Active CPS Investigations:	0	



DHS, DFCS, Office of Provider Management
Performance-Based Placement Measures
RBWO Provider GA+SCORECARD - CCI
Report Quarter: Q4 FY2018



Provider/Program Name: Boyz to Men Residential - (5317) - CCI

721 23rd St., Columbus, GA 31904-8830

Phone: 706-221-2073

Vendor ID# 135074

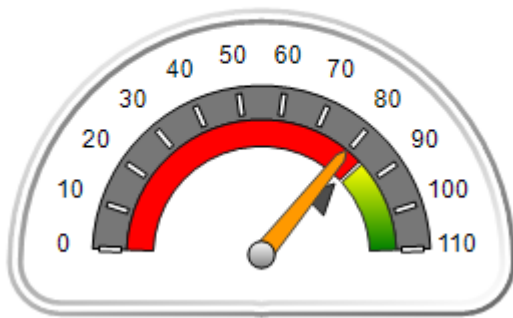
Program Census Information:

Quarterly Scores (Grades)		Current Quarter Score (Grade)
Q1: (N/A)	Q2: 76.55 (C)	79.51% (C+)
Q3: 94.55 (A)	Q4: 79.51 (C+)	
# Children in Care During Quarter: 10	# Placements During Quarter: 10	# Children in Care On Last Day: 6

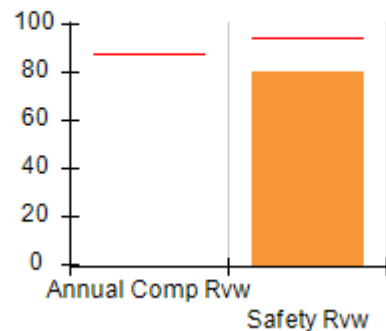
Quarterly Provider Comparisons to All CCIs

▼ — indicates average for all CCIs

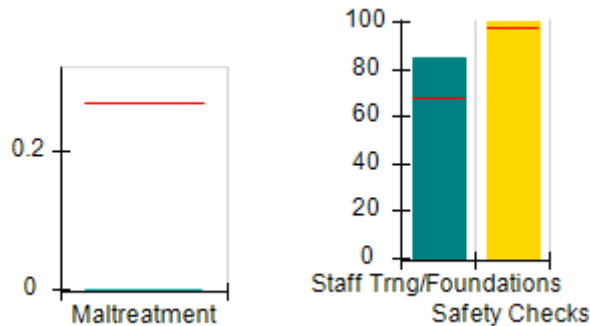
Overall Score (%)



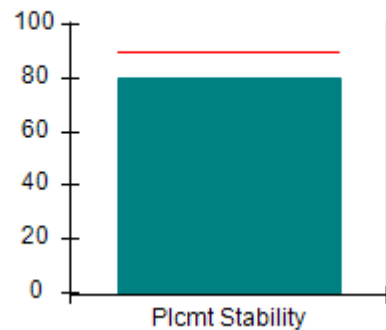
OPM Monitoring Reviews (%)



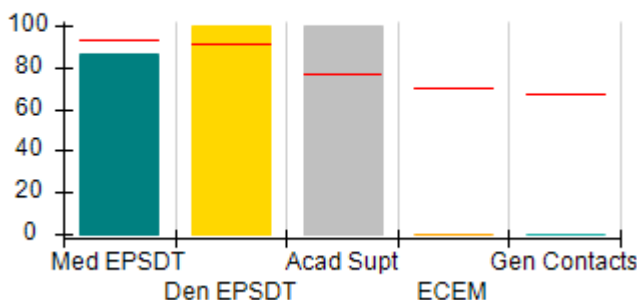
Safety Outcomes (%)



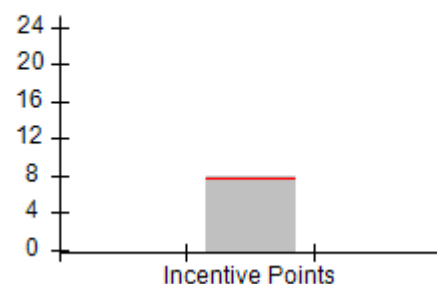
Permanency Outcomes (%)



Well-Being Outcomes (%)



Incentives Earned (Points)





DHS, DFCS, Office of Provider Management
Performance-Based Placement Measures
RBWO Provider GA+SCORECARD - CCI
 Report Quarter: Q4 FY2018



Provider/Program Name: Boyz to Men Residential - (5317) - CCI

721 23rd St., Columbus, GA 31904-8830 Phone: 706-221-2073 Vendor ID# 135074	Quarterly Scores (Grades)		Current Quarter Score (Grade)
	Q1: (N/A)	Q2: 76.55 (C)	79.51% (C+)
	Q3: 94.55 (A)	Q4: 79.51 (C+)	

Program Census Information:	# Children in Care During Quarter: 10	# Placements During Quarter: 10	# Children in Care On Last Day: 6
-----------------------------	---------------------------------------	---------------------------------	-----------------------------------

	Avg Performance All CCIs (%)	Provider Performance (%)*	Possible Points (Weight)	Provider Points Earned
--	-------------------------------------	----------------------------------	---------------------------------	-------------------------------

OPM Monitoring Reviews

Annual Comprehensive Reviews	88%	Not Yet Conducted		
Safety Reviews	94%	80%	15	12.00
Monitoring Sub-Total			15	12.00

CCI Safety Outcomes

Incidence of Maltreatment	0.27%	No Substantiated Reports	10	10.00
Staff Training/Foundations	68%	85%	5	4.25
Staff Safety Checks	98%	100%	5	5.00
Safety Sub-Total			20	19.25

CCI Permanency Outcomes

Placement Stability	90%	80%	15	12.00
Permanency Sub-Total			15	12.00

CCI Well-Being Outcomes

EPSDT Medical Visits	93%	86%	4	3.44
EPSDT Dental Visits	91%	100%	4	4.00
Academic Supports	76%	100%	3	3.00
Provider ECEM Visits	70%	0%	7	0.00
Provider General Contacts	67%	0%	7	0.00
Placements with Siblings	37%	Not Eligible	Not Scored	Not Scored
Placements within Legal County	14%	0%	Not Scored	Not Scored
Well-Being Sub-Total			25	10.44

*Performance calculation descriptions can be found in the FY 2018 RBWO PBP Measurements and Standards Guide.

Monitoring & Outcomes: Possible Points = 75	Points Earned = 53.69
Score Before Incentives Credit	71.59%
Incentives Awarded	7.92 pts
PBP Verification	N/A pts
Total Score	79.51%



DHS, DFCS, Office of Provider Management
Performance-Based Placement Measures
RBWO Provider GA+SCORECARD - CCI
Report Quarter: Q4 FY2018



Provider/Program Name: Boyz to Men Residential - (5317) - CCI

Program Census Information:		# Children in Care During Quarter: 10	# Placements During Quarter: 10	# Children in Care On Last Day: 6
CCI Incentive Credits	Avg Performance All CCIs (Points)	Provider Performance (%)*	Possible Points (Weight)	Provider Points Earned
Early EPSDT Medical Visits		50%	2	1.00
Early EPSDT Dental Visits		100%	2	2.00
Permanency Contacts		0%	5	0.00
Additional Academic Supports		46%	2	0.92
Active Agency Accreditation		0%	4	0.00
Staff Clinical Licensure		0%	5	0.00
Behavior Management (threshold = 0)		100%	4	4.00
Incentives Total	7.72		24	7.92
Maximum total combined incentive credit allowed is 10 points.			Incentives Awarded	7.92

*Performance calculation descriptions can be found in the FY 2018 RBWO PBP Measurements and Standards Guide.

Child Protective Services Investigations and Dispositions

The following investigations data, which is not used for scoring but is considered significant to a provider's performance, is from Georgia SHINES and is not considered final or complete until the end of the fiscal year.

Total Reports:	1	
Number Screened In:	0	
Number Screened Out:	1	
Number Substantiated:	0	
Number Unsubstantiated:	0	
Number Active CPS Investigations:	0	



DHS, DFCS, Office of Provider Management
Performance-Based Placement Measures
RBWO Provider GA+SCORECARD - CCI
Report Quarter: Q4 FY2018



Provider/Program Name: Broken Shackle Ranch - (576) - CCI

1542 Francis Bridge Rd., Davisboro, GA 31018

Phone: 478-348-6555

Vendor ID# 35252

Quarterly Scores (Grades)

Q1: 96.14 (A)

Q2: 98.31 (A+)

Q3: 100.15 (A+)

Q4: 99.26 (A+)

Current Quarter Score (Grade)

99.26%

(A+)

Program Census Information:

Children in Care During Quarter: 3

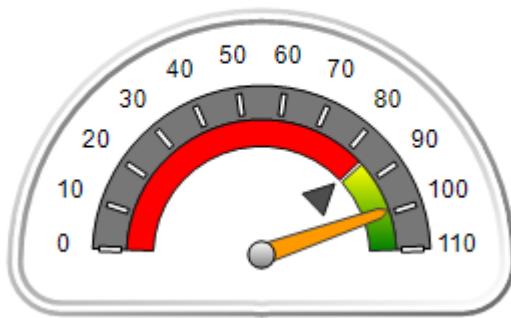
Placements During Quarter: 3

Children in Care On Last Day: 1

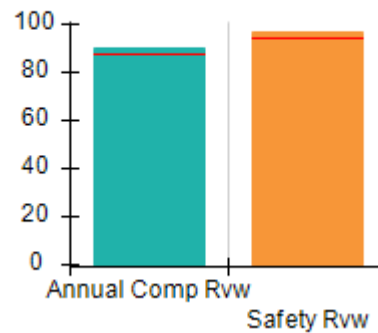
Quarterly Provider Comparisons to All CCIs

▼ — indicates average for all CCIs

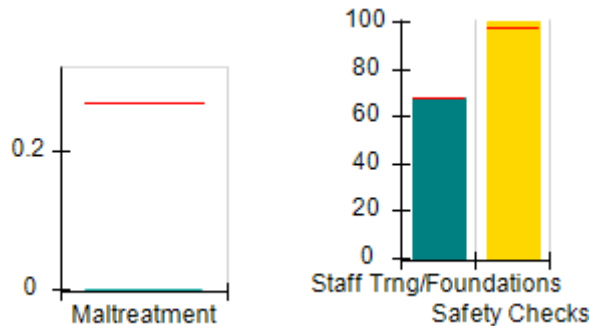
Overall Score (%)



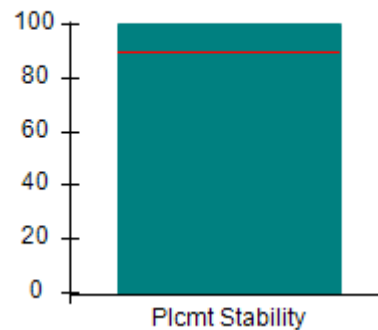
OPM Monitoring Reviews (%)



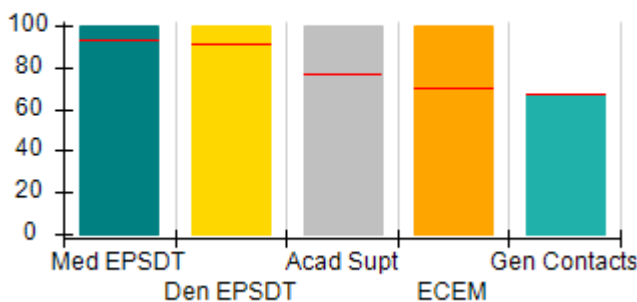
Safety Outcomes (%)



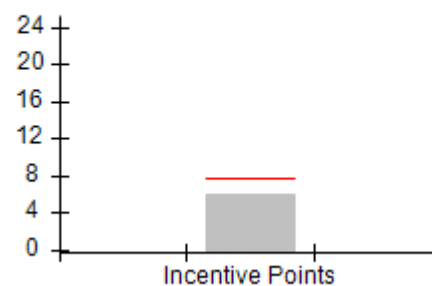
Permanency Outcomes (%)



Well-Being Outcomes (%)



Incentives Earned (Points)





DHS, DFCS, Office of Provider Management
Performance-Based Placement Measures
RBWO Provider GA+SCORECARD - CCI
 Report Quarter: Q4 FY2018



Provider/Program Name: Broken Shackle Ranch - (576) - CCI

1542 Francis Bridge Rd., Davisboro, GA 31018 Phone: 478-348-6555 Vendor ID# 35252	Quarterly Scores (Grades)		Current Quarter Score (Grade)
	Q1: 96.14 (A)	Q2: 98.31 (A+)	99.26% (A+)
	Q3: 100.15 (A+)	Q4: 99.26 (A+)	

Program Census Information:	# Children in Care During Quarter: 3	# Placements During Quarter: 3	# Children in Care On Last Day: 1
-----------------------------	--------------------------------------	--------------------------------	-----------------------------------

	Avg Performance All CCIs (%)	Provider Performance (%)*	Possible Points (Weight)	Provider Points Earned
--	------------------------------	---------------------------	--------------------------	------------------------

OPM Monitoring Reviews

Annual Comprehensive Reviews	88%	91%	25	22.63
Safety Reviews	94%	97%	15	14.54
Monitoring Sub-Total			40	37.17

CCI Safety Outcomes

Incidence of Maltreatment	0.27%	No Substantiated Reports	10	10.00
Staff Training/Foundations	68%	68%	5	3.40
Staff Safety Checks	98%	100%	5	5.00
Safety Sub-Total			20	18.40

CCI Permanency Outcomes

Placement Stability	90%	100%	15	15.00
Permanency Sub-Total			15	15.00

CCI Well-Being Outcomes

EPSDT Medical Visits	93%	100%	4	4.00
EPSDT Dental Visits	91%	100%	4	4.00
Academic Supports	76%	100%	3	3.00
Provider ECEM Visits	70%	100%	7	7.00
Provider General Contacts	67%	67%	7	4.69
Placements with Siblings	37%	Not Eligible	Not Scored	Not Scored
Placements within Legal County	14%	0%	Not Scored	Not Scored
Well-Being Sub-Total			25	22.69

*Performance calculation descriptions can be found in the FY 2018 RBWO PBP Measurements and Standards Guide.

Monitoring & Outcomes: Possible Points = 100	Points Earned = 93.26
Score Before Incentives Credit	93.26%
Incentives Awarded	6.00 pts
PBP Verification	0.00 pts
Total Score	99.26%



DHS, DFCS, Office of Provider Management
Performance-Based Placement Measures
RBWO Provider GA+SCORECARD - CCI
Report Quarter: Q4 FY2018



Provider/Program Name: Broken Shackle Ranch - (576) - CCI

Program Census Information:		# Children in Care During Quarter: 3	# Placements During Quarter: 3	# Children in Care On Last Day: 1
CCI Incentive Credits	Avg Performance All CCIs (Points)	Provider Performance (%)*	Possible Points (Weight)	Provider Points Earned
Early EPSDT Medical Visits		Not Eligible	2	
Early EPSDT Dental Visits		100%	2	2.00
Permanency Contacts		None Planned	5	
Additional Academic Supports		Not Eligible	2	
Active Agency Accreditation		0%	4	0.00
Staff Clinical Licensure		0%	5	0.00
Behavior Management (threshold = 0)		100%	4	4.00
Incentives Total	7.72		24	6.00
Maximum total combined incentive credit allowed is 10 points.			Incentives Awarded	6.00

*Performance calculation descriptions can be found in the FY 2018 RBWO PBP Measurements and Standards Guide.

Child Protective Services Investigations and Dispositions

The following investigations data, which is not used for scoring but is considered significant to a provider's performance, is from Georgia SHINES and is not considered final or complete until the end of the fiscal year.

Total Reports:	0	
Number Screened In:	0	
Number Screened Out:	0	
Number Substantiated:	0	
Number Unsubstantiated:	0	
Number Active CPS Investigations:	0	



DHS, DFCS, Office of Provider Management
Performance-Based Placement Measures
RBWO Provider GA+SCORECARD - CCI
Report Quarter: Q4 FY2018



Provider/Program Name: Caring and Sharing Home for Boys - (5191) - CCI

1769 Brook Run Drive, Register, GA 30452

Phone: 912-852-7545

Vendor ID# 125316

Quarterly Scores (Grades)

Q1: 97.26 (A+)

Q2: 105.21 (A+)

Q3: 106.85 (A+)

Q4: 105.56 (A+)

Current Quarter Score (Grade)

105.56%

(A+)

Program Census Information:

Children in Care During
Quarter: 7

Placements During
Quarter: 7

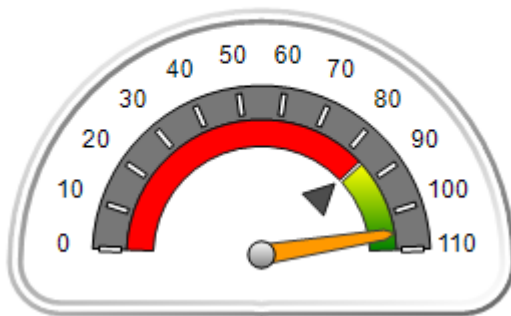
Children in Care On Last
Day: 6

Quarterly Provider Comparisons to All CCIs

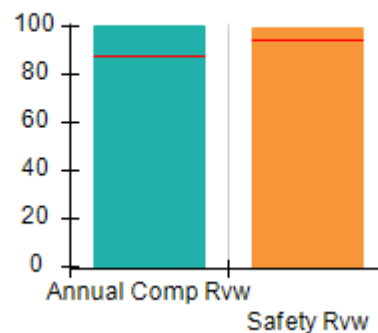


indicates average for all CCIs

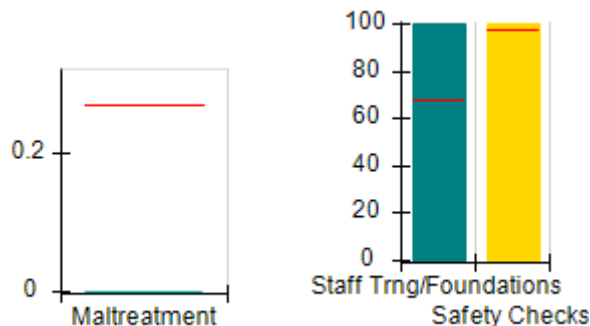
Overall Score (%)



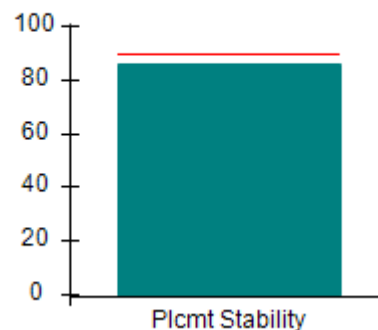
OPM Monitoring Reviews (%)



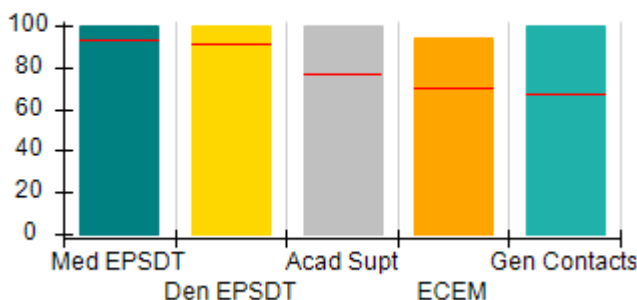
Safety Outcomes (%)



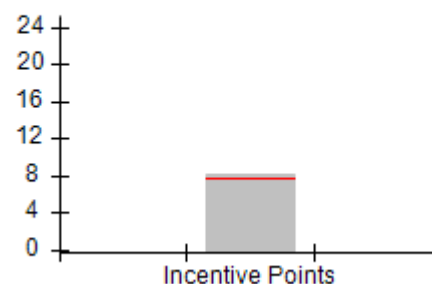
Permanency Outcomes (%)



Well-Being Outcomes (%)



Incentives Earned (Points)





DHS, DFCS, Office of Provider Management
Performance-Based Placement Measures
RBWO Provider GA+SCORECARD - CCI
 Report Quarter: Q4 FY2018



Provider/Program Name: Caring and Sharing Home for Boys - (5191) - CCI

1769 Brook Run Drive, Register, GA 30452 Phone: 912-852-7545 Vendor ID# 125316	Quarterly Scores (Grades)		Current Quarter Score (Grade)
	Q1: 97.26 (A+)	Q2: 105.21 (A+)	105.56%
	Q3: 106.85 (A+)	Q4: 105.56 (A+)	(A+)

Program Census Information:	# Children in Care During Quarter: 7	# Placements During Quarter: 7	# Children in Care On Last Day: 6
-----------------------------	--------------------------------------	--------------------------------	-----------------------------------

	Avg Performance All CCIs (%)	Provider Performance (%)*	Possible Points (Weight)	Provider Points Earned
--	------------------------------	---------------------------	--------------------------	------------------------

OPM Monitoring Reviews

Annual Comprehensive Reviews	88%	100%	25	25.00
Safety Reviews	94%	100%	15	14.96
Monitoring Sub-Total			40	39.96

CCI Safety Outcomes

Incidence of Maltreatment	0.27%	No Substantiated Reports	10	10.00
Staff Training/Foundations	68%	100%	5	5.00
Staff Safety Checks	98%	100%	5	5.00
Safety Sub-Total			20	20.00

CCI Permanency Outcomes

Placement Stability	90%	86%	15	12.90
Permanency Sub-Total			15	12.90

CCI Well-Being Outcomes

EPSDT Medical Visits	93%	100%	4	4.00
EPSDT Dental Visits	91%	100%	4	4.00
Academic Supports	76%	100%	3	3.00
Provider ECEM Visits	70%	94%	7	6.58
Provider General Contacts	67%	100%	7	7.00
Placements with Siblings	37%	33%	Not Scored	Not Scored
Placements within Legal County	14%	0%	Not Scored	Not Scored
Well-Being Sub-Total			25	24.58

*Performance calculation descriptions can be found in the FY 2018 RBWO PBP Measurements and Standards Guide.

Monitoring & Outcomes: Possible Points = 100	Points Earned = 97.44
Score Before Incentives Credit	97.44%
Incentives Awarded	8.12 pts
PBP Verification	N/A pts
Total Score	105.56%



DHS, DFCS, Office of Provider Management
Performance-Based Placement Measures
RBWO Provider GA+SCORECARD - CCI
Report Quarter: Q4 FY2018



Provider/Program Name: Caring and Sharing Home for Boys - (5191) - CCI

Program Census Information:		# Children in Care During Quarter: 7	# Placements During Quarter: 7	# Children in Care On Last Day: 6
CCI Incentive Credits	Avg Performance All CCIs (Points)	Provider Performance (%)*	Possible Points (Weight)	Provider Points Earned
Early EPSDT Medical Visits		50%	2	1.00
Early EPSDT Dental Visits		100%	2	2.00
Permanency Contacts		20%	5	1.00
Additional Academic Supports		6%	2	0.12
Active Agency Accreditation		0%	4	0.00
Staff Clinical Licensure		0%	5	0.00
Behavior Management (threshold = 0)		100%	4	4.00
Incentives Total	7.72		24	8.12
Maximum total combined incentive credit allowed is 10 points.			Incentives Awarded	8.12

*Performance calculation descriptions can be found in the FY 2018 RBWO PBP Measurements and Standards Guide.

Child Protective Services Investigations and Dispositions

The following investigations data, which is not used for scoring but is considered significant to a provider's performance, is from Georgia SHINES and is not considered final or complete until the end of the fiscal year.

Total Reports:	0	
Number Screened In:	0	
Number Screened Out:	0	
Number Substantiated:	0	
Number Unsubstantiated:	0	
Number Active CPS Investigations:	0	



DHS, DFCS, Office of Provider Management
Performance-Based Placement Measures
RBWO Provider GA+SCORECARD - CCI
Report Quarter: Q4 FY2018



Provider/Program Name: Carl Malone Foundation, Inc. - Mercy's Door I (993) - CCI

2281 Dawnville Beaverdale Rd., Dalton, GA 30721

Phone: 706-270-5821

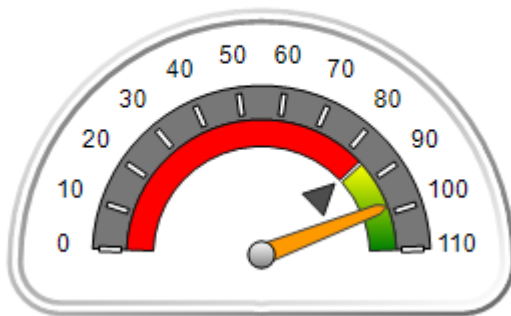
Vendor ID# 35802

Quarterly Scores (Grades)		Current Quarter Score (Grade)
Q1: 99.62 (A+)	Q2: 103.52 (A+)	98.04% (A+)
Q3: 99.82 (A+)	Q4: 98.04 (A+)	
Program Census Information:		# Children in Care During Quarter: 13
		# Placements During Quarter: 13
		# Children in Care On Last Day: 8

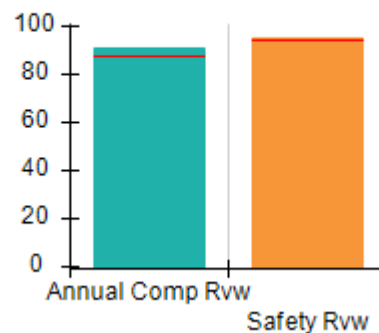
Quarterly Provider Comparisons to All CCIs

▼ — indicates average for all CCIs

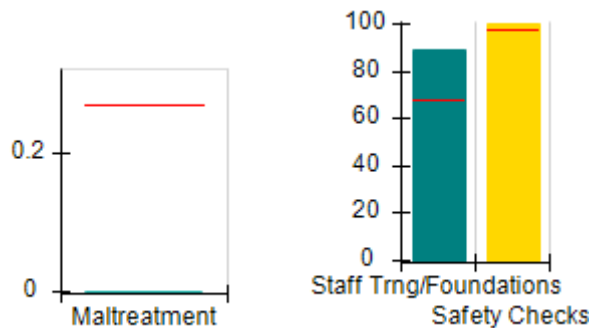
Overall Score (%)



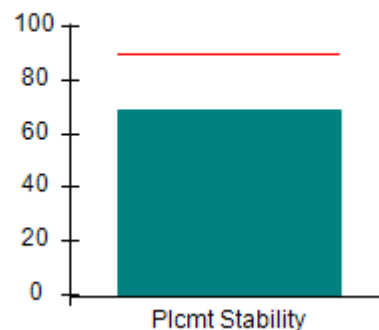
OPM Monitoring Reviews (%)



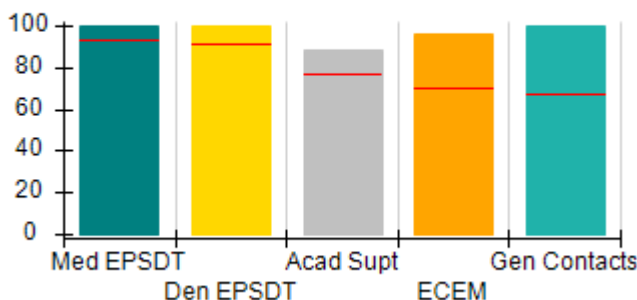
Safety Outcomes (%)



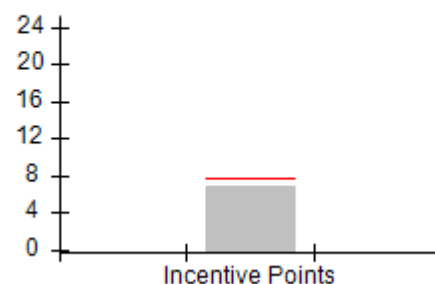
Permanency Outcomes (%)



Well-Being Outcomes (%)



Incentives Earned (Points)





DHS, DFCS, Office of Provider Management
Performance-Based Placement Measures
RBWO Provider GA+SCORECARD - CCI
 Report Quarter: Q4 FY2018



Provider/Program Name: Carl Malone Foundation, Inc. - Mercy's Door I (993) - CCI				
2281 Dawnvile Beaverdale Rd., Dalton, GA 30721 Phone: 706-270-5821 Vendor ID# 35802		Quarterly Scores (Grades)		Current Quarter Score (Grade)
		Q1: 99.62 (A+)	Q2: 103.52 (A+)	98.04%
		Q3: 99.82 (A+)	Q4: 98.04 (A+)	(A+)
Program Census Information:		# Children in Care During Quarter: 13	# Placements During Quarter: 13	# Children in Care On Last Day: 8
	Avg Performance All CCIs (%)	Provider Performance (%)*	Possible Points (Weight)	Provider Points Earned
OPM Monitoring Reviews				
Annual Comprehensive Reviews	88%	91%	25	22.83
Safety Reviews	94%	95%	15	14.30
Monitoring Sub-Total			40	37.12
CCI Safety Outcomes				
Incidence of Maltreatment	0.27%	No Substantiated Reports	10	10.00
Staff Training/Foundations	68%	89%	5	4.45
Staff Safety Checks	98%	100%	5	5.00
Safety Sub-Total			20	19.45
CCI Permanency Outcomes				
Placement Stability	90%	69%	15	10.35
Permanency Sub-Total			15	10.35
CCI Well-Being Outcomes				
EPSDT Medical Visits	93%	100%	4	4.00
EPSDT Dental Visits	91%	100%	4	4.00
Academic Supports	76%	88%	3	2.64
Provider ECEM Visits	70%	96%	7	6.72
Provider General Contacts	67%	100%	7	7.00
Placements with Siblings	37%	100%	Not Scored	Not Scored
Placements within Legal County	14%	25%	Not Scored	Not Scored
Well-Being Sub-Total			25	24.36
*Performance calculation descriptions can be found in the FY 2018 RBWO PBP Measurements and Standards Guide.				

Monitoring & Outcomes: Possible Points = 100	Points Earned = 91.28
Score Before Incentives Credit	91.28%
Incentives Awarded	6.76 pts
PBP Verification	N/A pts
Total Score	98.04%



DHS, DFCS, Office of Provider Management
Performance-Based Placement Measures
RBWO Provider GA+SCORECARD - CCI
Report Quarter: Q4 FY2018



Provider/Program Name: Carl Malone Foundation, Inc. - Mercy's Door I (993) - CCI

Program Census Information:		# Children in Care During Quarter: 13	# Placements During Quarter: 13	# Children in Care On Last Day: 8
CCI Incentive Credits	Avg Performance All CCIs (Points)	Provider Performance (%)*	Possible Points (Weight)	Provider Points Earned
Early EPSDT Medical Visits		Not Eligible	2	
Early EPSDT Dental Visits		75%	2	1.50
Permanency Contacts		None Planned	5	
Additional Academic Supports		63%	2	1.26
Active Agency Accreditation		0%	4	0.00
Staff Clinical Licensure		0%	5	0.00
Behavior Management (threshold = 0)		100%	4	4.00
Incentives Total	7.72		24	6.76
Maximum total combined incentive credit allowed is 10 points.			Incentives Awarded	6.76

*Performance calculation descriptions can be found in the FY 2018 RBWO PBP Measurements and Standards Guide.

Child Protective Services Investigations and Dispositions

The following investigations data, which is not used for scoring but is considered significant to a provider's performance, is from Georgia SHINES and is not considered final or complete until the end of the fiscal year.

Total Reports:	0	
Number Screened In:	0	
Number Screened Out:	0	
Number Substantiated:	0	
Number Unsubstantiated:	0	
Number Active CPS Investigations:	0	



DHS, DFCS, Office of Provider Management
Performance-Based Placement Measures
RBWO Provider GA+SCORECARD - CCI
Report Quarter: Q4 FY2018



Provider/Program Name: Carl Malone Foundation, Inc. - Mercy's Door II (994) - CCI

2295 Dawnville Beaverdale Rd., Dalton, GA 30721

Phone: 706-277-0732

Vendor ID# 35801

Quarterly Scores (Grades)

Q1: 99.07 (A+)

Q2: 103.99 (A+)

Q3: 104.19 (A+)

Q4: 100.02 (A+)

Current Quarter Score (Grade)

100.02%

(A+)

Program Census Information:

Children in Care During Quarter: 11

Placements During Quarter: 11

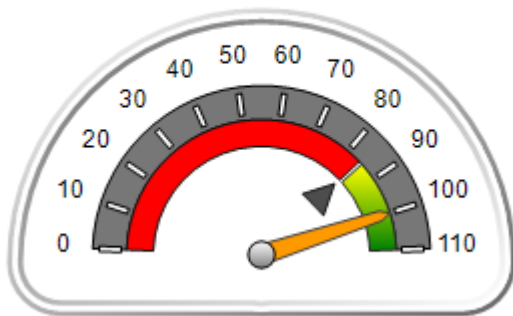
Children in Care On Last Day: 6

Quarterly Provider Comparisons to All CCIs

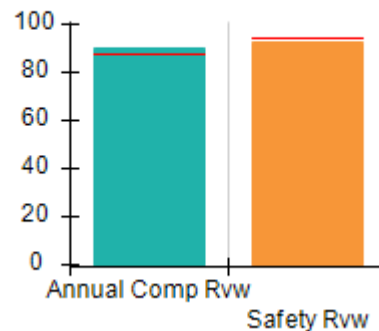


indicates average for all CCIs

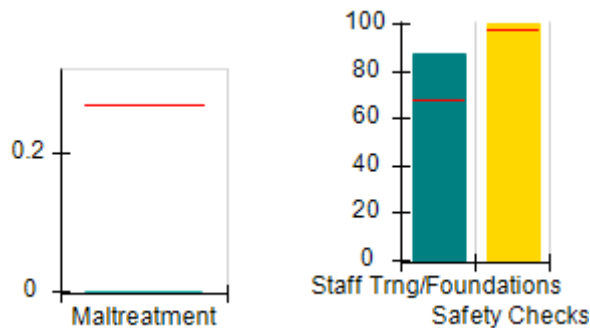
Overall Score (%)



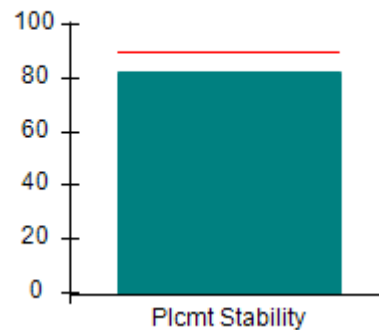
OPM Monitoring Reviews (%)



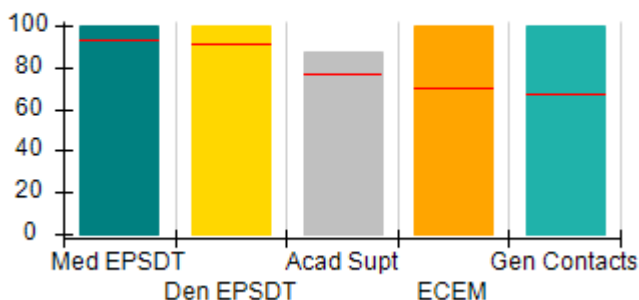
Safety Outcomes (%)



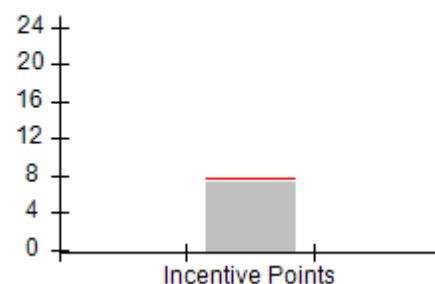
Permanency Outcomes (%)



Well-Being Outcomes (%)



Incentives Earned (Points)





DHS, DFCS, Office of Provider Management
Performance-Based Placement Measures
RBWO Provider GA+SCORECARD - CCI
Report Quarter: Q4 FY2018



Provider/Program Name: Carl Malone Foundation, Inc. - Mercy's Door II (994) - CCI				
2295 Dawnvile Beaverdale Rd., Dalton, GA 30721 Phone: 706-277-0732 Vendor ID# 35801		Quarterly Scores (Grades)		Current Quarter Score (Grade)
		Q1: 99.07 (A+)	Q2: 103.99 (A+)	100.02%
		Q3: 104.19 (A+)	Q4: 100.02 (A+)	(A+)
Program Census Information:		# Children in Care During Quarter: 11	# Placements During Quarter: 11	# Children in Care On Last Day: 6
	Avg Performance All CCIs (%)	Provider Performance (%)*	Possible Points (Weight)	Provider Points Earned
OPM Monitoring Reviews				
Annual Comprehensive Reviews	88%	90%	25	22.61
Safety Reviews	94%	93%	15	13.95
Monitoring Sub-Total			40	36.56
CCI Safety Outcomes				
Incidence of Maltreatment	0.27%	No Substantiated Reports	10	10.00
Staff Training/Foundations	68%	87%	5	4.35
Staff Safety Checks	98%	100%	5	5.00
Safety Sub-Total			20	19.35
CCI Permanency Outcomes				
Placement Stability	90%	82%	15	12.30
Permanency Sub-Total			15	12.30
CCI Well-Being Outcomes				
EPSDT Medical Visits	93%	100%	4	4.00
EPSDT Dental Visits	91%	100%	4	4.00
Academic Supports	76%	87%	3	2.61
Provider ECEM Visits	70%	100%	7	7.00
Provider General Contacts	67%	100%	7	7.00
Placements with Siblings	37%	67%	Not Scored	Not Scored
Placements within Legal County	14%	60%	Not Scored	Not Scored
Well-Being Sub-Total			25	24.61
*Performance calculation descriptions can be found in the FY 2018 RBWO PBP Measurements and Standards Guide.				

Monitoring & Outcomes: Possible Points = 100	Points Earned = 92.82
Score Before Incentives Credit	92.82%
Incentives Awarded	7.20 pts
PBP Verification	N/A pts
Total Score	100.02%



DHS, DFCS, Office of Provider Management
Performance-Based Placement Measures
RBWO Provider GA+SCORECARD - CCI
Report Quarter: Q4 FY2018



Provider/Program Name: Carl Malone Foundation, Inc. - Mercy's Door II (994) - CCI

Program Census Information:		# Children in Care During Quarter: 11	# Placements During Quarter: 11	# Children in Care On Last Day: 6
CCI Incentive Credits	Avg Performance All CCIs (Points)	Provider Performance (%)*	Possible Points (Weight)	Provider Points Earned
Early EPSDT Medical Visits		100%	2	2.00
Early EPSDT Dental Visits		Not Eligible	2	
Permanency Contacts		None Planned	5	
Additional Academic Supports		60%	2	1.20
Active Agency Accreditation		0%	4	0.00
Staff Clinical Licensure		0%	5	0.00
Behavior Management (threshold = 0)		100%	4	4.00
Incentives Total	7.72		24	7.20
Maximum total combined incentive credit allowed is 10 points.			Incentives Awarded	7.20

*Performance calculation descriptions can be found in the FY 2018 RBWO PBP Measurements and Standards Guide.

Child Protective Services Investigations and Dispositions

The following investigations data, which is not used for scoring but is considered significant to a provider's performance, is from Georgia SHINES and is not considered final or complete until the end of the fiscal year.

Total Reports:	1	
Number Screened In:	0	
Number Screened Out:	1	
Number Substantiated:	0	
Number Unsubstantiated:	0	
Number Active CPS Investigations:	0	



DHS, DFCS, Office of Provider Management
Performance-Based Placement Measures
RBWO Provider GA+SCORECARD - CCI
Report Quarter: Q4 FY2018



Provider/Program Name: Carl Malone Foundation, Inc. - Mercy's Door III (1041) - CCI

345 Rockman Way, Dalton, GA 30721

Phone: 706-217-6185

Vendor ID# 75482

Quarterly Scores (Grades)

Current Quarter Score (Grade)

Q1: 97.09 (A+)

Q2: 98.19 (A+)

101.79%

Q3: 98.47 (A+)

Q4: 101.79 (A+)

(A+)

Program Census Information:

Children in Care During Quarter: 10

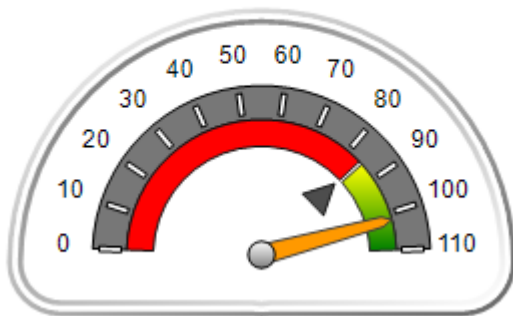
Placements During Quarter: 11

Children in Care On Last Day: 7

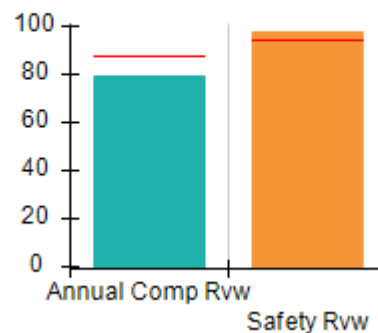
Quarterly Provider Comparisons to All CCIs

▼ — indicates average for all CCIs

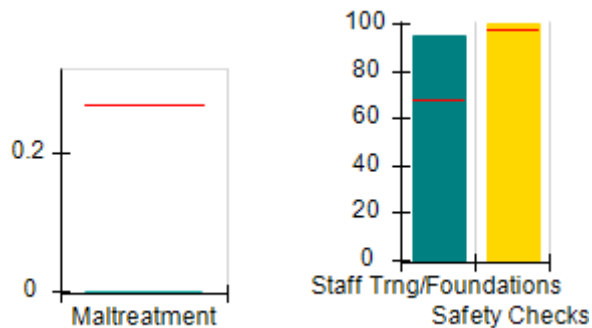
Overall Score (%)



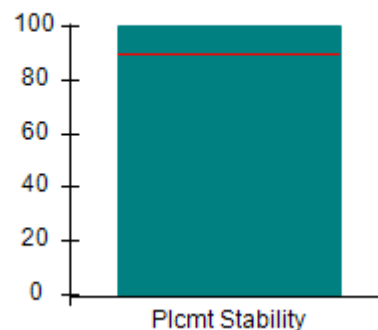
OPM Monitoring Reviews (%)



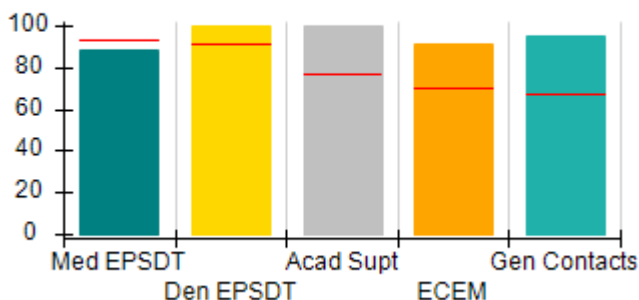
Safety Outcomes (%)



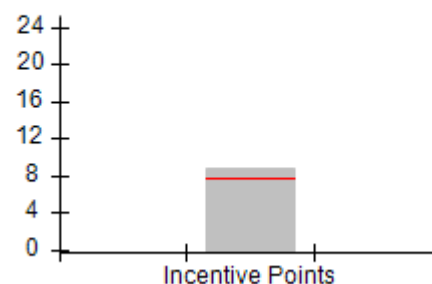
Permanency Outcomes (%)



Well-Being Outcomes (%)



Incentives Earned (Points)





DHS, DFCS, Office of Provider Management
Performance-Based Placement Measures
RBWO Provider GA+SCORECARD - CCI
 Report Quarter: Q4 FY2018



Provider/Program Name: Carl Malone Foundation, Inc. - Mercy's Door III (1041) - CCI

345 Rockman Way, Dalton, GA 30721 Phone: 706-217-6185 Vendor ID# 75482	Quarterly Scores (Grades)		Current Quarter Score (Grade)
	Q1: 97.09 (A+)	Q2: 98.19 (A+)	101.79%
	Q3: 98.47 (A+)	Q4: 101.79 (A+)	(A+)

Program Census Information:	# Children in Care During Quarter: 10	# Placements During Quarter: 11	# Children in Care On Last Day: 7
-----------------------------	---------------------------------------	---------------------------------	-----------------------------------

	Avg Performance All CCIs (%)	Provider Performance (%)*	Possible Points (Weight)	Provider Points Earned
--	-------------------------------------	----------------------------------	---------------------------------	-------------------------------

OPM Monitoring Reviews

Annual Comprehensive Reviews	88%	80%	25	19.92
Safety Reviews	94%	98%	15	14.70
Monitoring Sub-Total			40	34.62

CCI Safety Outcomes

Incidence of Maltreatment	0.27%	No Substantiated Reports	10	10.00
Staff Training/Foundations	68%	95%	5	4.75
Staff Safety Checks	98%	100%	5	5.00
Safety Sub-Total			20	19.75

CCI Permanency Outcomes

Placement Stability	90%	100%	15	15.00
Permanency Sub-Total			15	15.00

CCI Well-Being Outcomes

EPSDT Medical Visits	93%	88%	4	3.52
EPSDT Dental Visits	91%	100%	4	4.00
Academic Supports	76%	100%	3	3.00
Provider ECEM Visits	70%	91%	7	6.37
Provider General Contacts	67%	95%	7	6.65
Placements with Siblings	37%	92%	Not Scored	Not Scored
Placements within Legal County	14%	0%	Not Scored	Not Scored
Well-Being Sub-Total			25	23.54

*Performance calculation descriptions can be found in the FY 2018 RBWO PBP Measurements and Standards Guide.

Monitoring & Outcomes: Possible Points = 100	Points Earned = 92.91
Score Before Incentives Credit	92.91%
Incentives Awarded	8.88 pts
PBP Verification	N/A pts
Total Score	101.79%



DHS, DFCS, Office of Provider Management
Performance-Based Placement Measures
RBWO Provider GA+SCORECARD - CCI
Report Quarter: Q4 FY2018



Provider/Program Name: Carl Malone Foundation, Inc. - Mercy's Door III (1041) - CCI

Program Census Information:		# Children in Care During Quarter: 10	# Placements During Quarter: 11	# Children in Care On Last Day: 7
CCI Incentive Credits	Avg Performance All CCIs (Points)	Provider Performance (%)*	Possible Points (Weight)	Provider Points Earned
Early EPSDT Medical Visits		80%	2	1.60
Early EPSDT Dental Visits		100%	2	2.00
Permanency Contacts		None Planned	5	
Additional Academic Supports		64%	2	1.28
Active Agency Accreditation		0%	4	0.00
Staff Clinical Licensure		0%	5	0.00
Behavior Management (threshold = 0)		100%	4	4.00
Incentives Total	7.72		24	8.88
Maximum total combined incentive credit allowed is 10 points.			Incentives Awarded	8.88

*Performance calculation descriptions can be found in the FY 2018 RBWO PBP Measurements and Standards Guide.

Child Protective Services Investigations and Dispositions

The following investigations data, which is not used for scoring but is considered significant to a provider's performance, is from Georgia SHINES and is not considered final or complete until the end of the fiscal year.

Total Reports:	0	
Number Screened In:	0	
Number Screened Out:	0	
Number Substantiated:	0	
Number Unsubstantiated:	0	
Number Active CPS Investigations:	0	



DHS, DFCS, Office of Provider Management
Performance-Based Placement Measures
RBWO Provider GA+SCORECARD - CCI
Report Quarter: Q4 FY2018



Provider/Program Name: Carrie Steele-Pitts Home, Inc. - (577) - CCI

667 Fairburn Rd., NW, Atlanta, GA 30331

Phone: 404-691-5187

Vendor ID# 35258

Quarterly Scores (Grades)

Q1: 97.85 (A+)

Q2: 102.98 (A+)

Q3: 101.96 (A+)

Q4: 92.62 (A-)

Current Quarter Score (Grade)

92.62%

(A-)

Program Census Information:

Children in Care During Quarter: 19

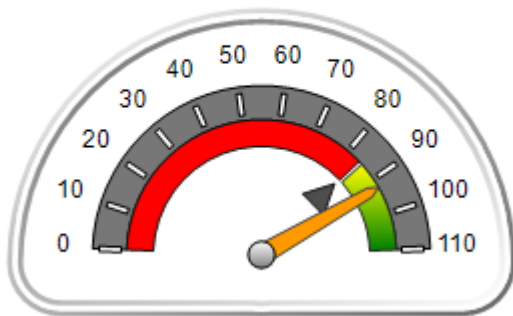
Placements During Quarter: 19

Children in Care On Last Day: 16

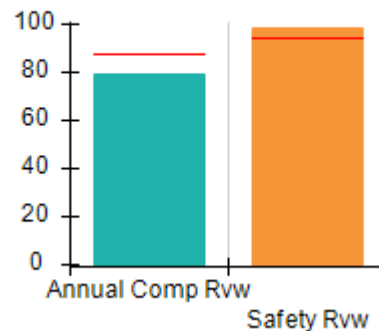
Quarterly Provider Comparisons to All CCIs

▼ — indicates average for all CCIs

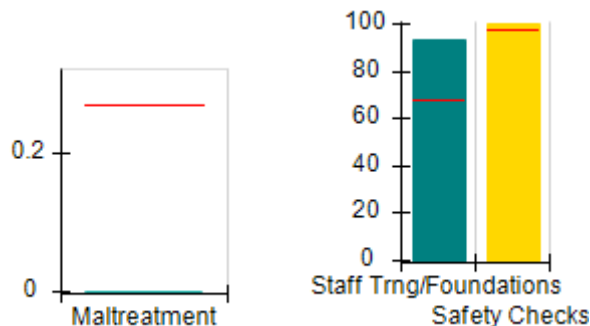
Overall Score (%)



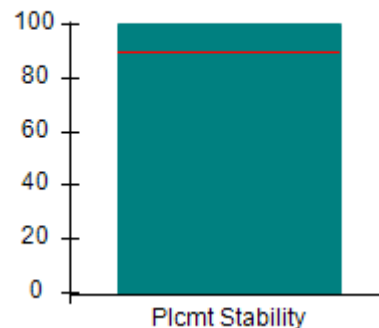
OPM Monitoring Reviews (%)



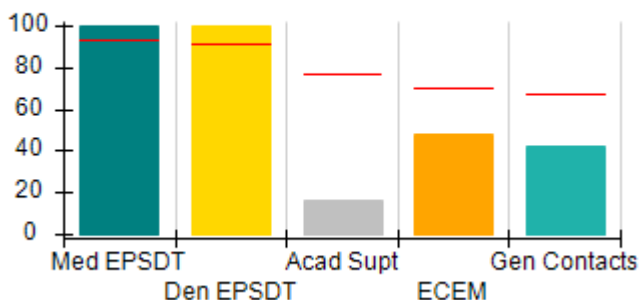
Safety Outcomes (%)



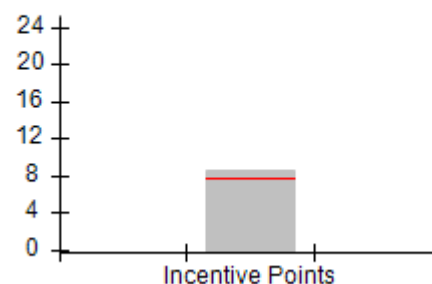
Permanency Outcomes (%)



Well-Being Outcomes (%)



Incentives Earned (Points)





DHS, DFCS, Office of Provider Management
Performance-Based Placement Measures
RBWO Provider GA+SCORECARD - CCI
Report Quarter: Q4 FY2018



Provider/Program Name: Carrie Steele-Pitts Home, Inc. - (577) - CCI				
667 Fairburn Rd., NW, Atlanta, GA 30331		Quarterly Scores (Grades)		Current Quarter Score (Grade)
Phone: 404-691-5187		Q1: 97.85 (A+)	Q2: 102.98 (A+)	92.62% (A-)
Vendor ID# 35258		Q3: 101.96 (A+)	Q4: 92.62 (A-)	
Program Census Information:		# Children in Care During Quarter: 19	# Placements During Quarter: 19	# Children in Care On Last Day: 16
	Avg Performance All CCIs (%)	Provider Performance (%)*	Possible Points (Weight)	Provider Points Earned
OPM Monitoring Reviews				
Annual Comprehensive Reviews	88%	79%	25	19.74
Safety Reviews	94%	99%	15	14.84
Monitoring Sub-Total			40	34.58
CCI Safety Outcomes				
Incidence of Maltreatment	0.27%	No Substantiated Reports	10	10.00
Staff Training/Foundations	68%	93%	5	4.65
Staff Safety Checks	98%	100%	5	5.00
Safety Sub-Total			20	19.65
CCI Permanency Outcomes				
Placement Stability	90%	100%	15	15.00
Permanency Sub-Total			15	15.00
CCI Well-Being Outcomes				
EPSDT Medical Visits	93%	100%	4	4.00
EPSDT Dental Visits	91%	100%	4	4.00
Academic Supports	76%	17%	3	0.51
Provider ECEM Visits	70%	48%	7	3.36
Provider General Contacts	67%	42%	7	2.94
Placements with Siblings	37%	94%	Not Scored	Not Scored
Placements within Legal County	14%	0%	Not Scored	Not Scored
Well-Being Sub-Total			25	14.81
*Performance calculation descriptions can be found in the FY 2018 RBWO PBP Measurements and Standards Guide.				

Monitoring & Outcomes: Possible Points = 100	Points Earned = 84.04
Score Before Incentives Credit	84.04%
Incentives Awarded	8.58 pts
PBP Verification	N/A pts
Total Score	92.62%



DHS, DFCS, Office of Provider Management
Performance-Based Placement Measures
RBWO Provider GA+SCORECARD - CCI
Report Quarter: Q4 FY2018



Provider/Program Name: Carrie Steele-Pitts Home, Inc. - (577) - CCI

Program Census Information:		# Children in Care During Quarter: 19	# Placements During Quarter: 19	# Children in Care On Last Day: 16
CCI Incentive Credits	Avg Performance All CCIs (Points)	Provider Performance (%)*	Possible Points (Weight)	Provider Points Earned
Early EPSDT Medical Visits		100%	2	2.00
Early EPSDT Dental Visits		100%	2	2.00
Permanency Contacts		0%	5	0.00
Additional Academic Supports		4%	2	0.08
Active Agency Accreditation		0%	4	0.00
Staff Clinical Licensure		10%	5	0.50
Behavior Management (threshold = 0)		100%	4	4.00
Incentives Total	7.72		24	8.58
Maximum total combined incentive credit allowed is 10 points.			Incentives Awarded	8.58

*Performance calculation descriptions can be found in the FY 2018 RBWO PBP Measurements and Standards Guide.

Child Protective Services Investigations and Dispositions

The following investigations data, which is not used for scoring but is considered significant to a provider's performance, is from Georgia SHINES and is not considered final or complete until the end of the fiscal year.

Total Reports:	0	
Number Screened In:	0	
Number Screened Out:	0	
Number Substantiated:	0	
Number Unsubstantiated:	0	
Number Active CPS Investigations:	0	



DHS, DFCS, Office of Provider Management
Performance-Based Placement Measures
RBWO Provider GA+SCORECARD - CCI
Report Quarter: Q4 FY2018



Provider/Program Name: Cedar Tree Family & Children Services - (5276) - CCI

5122 Kennedy Drive, Columbus, GA 31906

Phone: 706-442-5929

Vendor ID# 148608

Quarterly Scores (Grades)

Q1: 86.40 (B)

Q2: 89.37 (B+)

Q3: 104.49 (A+)

Q4: 103.09 (A+)

Current Quarter Score (Grade)

103.09%

(A+)

Program Census Information:

Children in Care During
Quarter: 7

Placements During
Quarter: 8

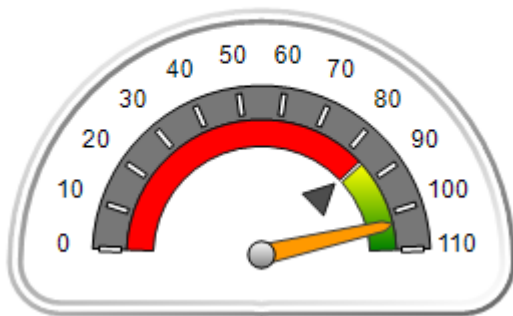
Children in Care On Last
Day: 6

Quarterly Provider Comparisons to All CCIs

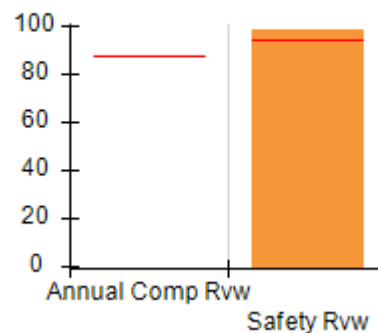


indicates average for all CCIs

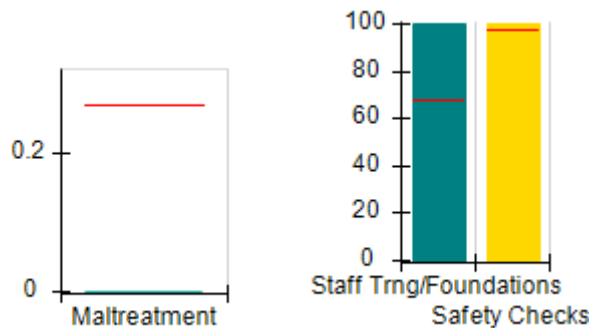
Overall Score (%)



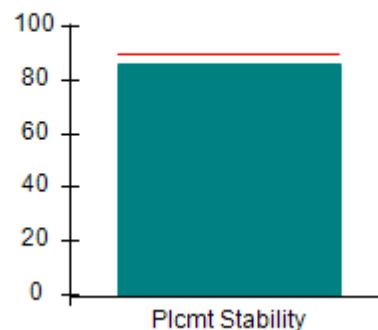
OPM Monitoring Reviews (%)



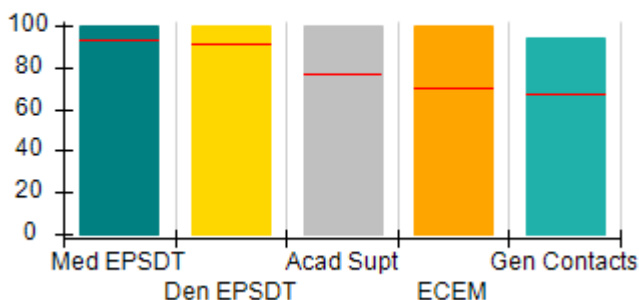
Safety Outcomes (%)



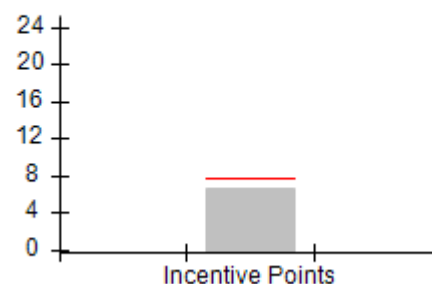
Permanency Outcomes (%)



Well-Being Outcomes (%)



Incentives Earned (Points)





DHS, DFCS, Office of Provider Management
Performance-Based Placement Measures
RBWO Provider GA+SCORECARD - CCI
 Report Quarter: Q4 FY2018



Provider/Program Name: Cedar Tree Family & Children Services - (5276) - CCI

5122 Kennedy Drive, Columbus, GA 31906 Phone: 706-442-5929 Vendor ID# 148608	Quarterly Scores (Grades)		Current Quarter Score (Grade)
	Q1: 86.40 (B)	Q2: 89.37 (B+)	103.09% (A+)
	Q3: 104.49 (A+)	Q4: 103.09 (A+)	

Program Census Information:	# Children in Care During Quarter: 7	# Placements During Quarter: 8	# Children in Care On Last Day: 6
-----------------------------	--------------------------------------	--------------------------------	-----------------------------------

	Avg Performance All CCIs (%)	Provider Performance (%)*	Possible Points (Weight)	Provider Points Earned
--	------------------------------	---------------------------	--------------------------	------------------------

OPM Monitoring Reviews

Annual Comprehensive Reviews	88%	Not Yet Conducted		
Safety Reviews	94%	99%	15	14.81
Monitoring Sub-Total			15	14.81

CCI Safety Outcomes

Incidence of Maltreatment	0.27%	No Substantiated Reports	10	10.00
Staff Training/Foundations	68%	100%	5	5.00
Staff Safety Checks	98%	100%	5	5.00
Safety Sub-Total			20	20.00

CCI Permanency Outcomes

Placement Stability	90%	86%	15	12.90
Permanency Sub-Total			15	12.90

CCI Well-Being Outcomes

EPSDT Medical Visits	93%	100%	4	4.00
EPSDT Dental Visits	91%	100%	4	4.00
Academic Supports	76%	100%	3	3.00
Provider ECEM Visits	70%	100%	7	7.00
Provider General Contacts	67%	94%	7	6.58
Placements with Siblings	37%	100%	Not Scored	Not Scored
Placements within Legal County	14%	0%	Not Scored	Not Scored
Well-Being Sub-Total			25	24.58

*Performance calculation descriptions can be found in the FY 2018 RBWO PBP Measurements and Standards Guide.

Monitoring & Outcomes: Possible Points = 75	Points Earned = 72.29
Score Before Incentives Credit	96.39%
Incentives Awarded	6.70 pts
PBP Verification	N/A pts
Total Score	103.09%



DHS, DFCS, Office of Provider Management
Performance-Based Placement Measures
RBWO Provider GA+SCORECARD - CCI
Report Quarter: Q4 FY2018



Provider/Program Name: Cedar Tree Family & Children Services - (5276) - CCI

Program Census Information:		# Children in Care During Quarter: 7	# Placements During Quarter: 8	# Children in Care On Last Day: 6
CCI Incentive Credits	Avg Performance All CCIs (Points)	Provider Performance (%)*	Possible Points (Weight)	Provider Points Earned
Early EPSDT Medical Visits		Not Eligible	2	
Early EPSDT Dental Visits		100%	2	2.00
Permanency Contacts		0%	5	0.00
Additional Academic Supports		35%	2	0.70
Active Agency Accreditation		0%	4	0.00
Staff Clinical Licensure		0%	5	0.00
Behavior Management (threshold = 0)		100%	4	4.00
Incentives Total	7.72		24	6.70
Maximum total combined incentive credit allowed is 10 points.			Incentives Awarded	6.70

*Performance calculation descriptions can be found in the FY 2018 RBWO PBP Measurements and Standards Guide.

Child Protective Services Investigations and Dispositions

The following investigations data, which is not used for scoring but is considered significant to a provider's performance, is from Georgia SHINES and is not considered final or complete until the end of the fiscal year.

Total Reports:	0	
Number Screened In:	0	
Number Screened Out:	0	
Number Substantiated:	0	
Number Unsubstantiated:	0	
Number Active CPS Investigations:	0	



DHS, DFCS, Office of Provider Management
Performance-Based Placement Measures
RBWO Provider GA+SCORECARD - CCI



Report Quarter: Q4 FY2018

Provider/Program Name: Center for Children and Young Adults, The - Another Chance (578) - CCI

2221 Austell Rd., Marietta, GA 30008

Phone: 770-485-1625

Vendor ID# 35264

Quarterly Scores (Grades)

Current Quarter Score (Grade)

Q1: 91.10 (A-)

Q2: 90.11 (A-)

82.82%

Q3: 95.06 (A)

Q4: 82.82 (B-)

(B-)

Program Census Information:

Children in Care During Quarter: 16

Placements During Quarter: 16

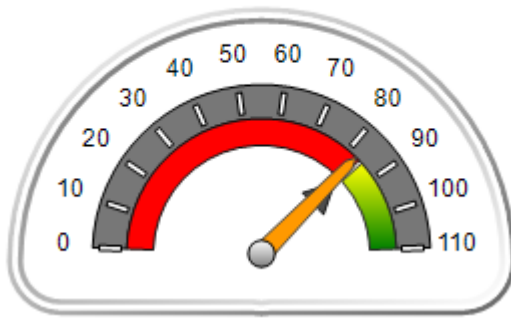
Children in Care On Last Day: 8

Quarterly Provider Comparisons to All CCIs

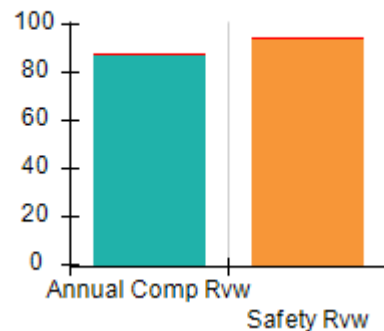


indicates average for all CCIs

Overall Score (%)



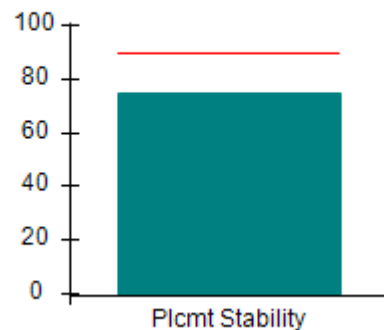
OPM Monitoring Reviews (%)



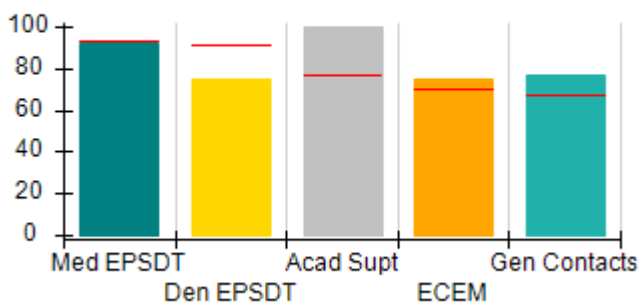
Safety Outcomes (%)



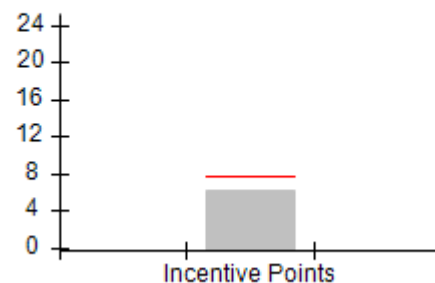
Permanency Outcomes (%)



Well-Being Outcomes (%)



Incentives Earned (Points)





Performance-Based Placement Measures

RBWO Provider GA+SCORECARD - CCI

Report Quarter: Q4 FY2018

Provider/Program Name: Center for Children and Young Adults, The - Another Chance (578) - CCI

2221 Austell Rd., Marietta, GA 30008 Phone: 770-485-1625 Vendor ID# 35264		Quarterly Scores (Grades)		Current Quarter Score (Grade)
		Q1: 91.10 (A-)	Q2: 90.11 (A-)	82.82%
		Q3: 95.06 (A)	Q4: 82.82 (B-)	(B-)
Program Census Information:		# Children in Care During Quarter: 16	# Placements During Quarter: 16	# Children in Care On Last Day: 8
	Avg Performance All CCIs (%)	Provider Performance (%)*	Possible Points (Weight)	Provider Points Earned
OPM Monitoring Reviews				
Annual Comprehensive Reviews	88%	87%	25	21.83
Safety Reviews	94%	94%	15	14.15
Monitoring Sub-Total			40	35.98
CCI Safety Outcomes				
Incidence of Maltreatment	0.27%	No Substantiated Reports	10	10.00
Staff Training/Foundations	68%	96%	5	4.80
Staff Safety Checks	98%	100%	5	5.00
Safety Sub-Total			20	19.80
CCI Permanency Outcomes				
Placement Stability	90%	75%	15	11.25
Permanency Sub-Total			15	11.25
CCI Well-Being Outcomes				
EPSDT Medical Visits	93%	92%	4	3.68
EPSDT Dental Visits	91%	75%	4	3.00
Academic Supports	76%	100%	3	3.00
Provider ECEM Visits	70%	75%	7	5.25
Provider General Contacts	67%	77%	7	5.39
Placements with Siblings	37%	56%	Not Scored	Not Scored
Placements within Legal County	14%	83%	Not Scored	Not Scored
Well-Being Sub-Total			25	20.32

*Performance calculation descriptions can be found in the FY 2018 RBWO PBP Measurements and Standards Guide.

Monitoring & Outcomes: Possible Points = 100		Points Earned = 87.35	
Score Before Incentives Credit		87.35%	
Incentives Awarded		6.12 pts	
PBP Verification		-10.65 pts	
Total Score		82.82%	



DHS, DFCS, Office of Provider Management
Performance-Based Placement Measures
RBWO Provider GA+SCORECARD - CCI
Report Quarter: Q4 FY2018



Provider/Program Name: Center for Children and Young Adults, The - Another Chance (578) - CCI

Program Census Information:		# Children in Care During Quarter: 16	# Placements During Quarter: 16	# Children in Care On Last Day: 8
CCI Incentive Credits	Avg Performance All CCIs (Points)	Provider Performance (%)*	Possible Points (Weight)	Provider Points Earned
Early EPSDT Medical Visits		67%	2	1.34
Early EPSDT Dental Visits		0%	2	0.00
Permanency Contacts		0%	5	0.00
Additional Academic Supports		39%	2	0.78
Active Agency Accreditation		0%	4	0.00
Staff Clinical Licensure		0%	5	0.00
Behavior Management (threshold = 0)		100%	4	4.00
Incentives Total	7.72		24	6.12
Maximum total combined incentive credit allowed is 10 points.			Incentives Awarded	6.12

*Performance calculation descriptions can be found in the FY 2018 RBWO PBP Measurements and Standards Guide.

Child Protective Services Investigations and Dispositions

The following investigations data, which is not used for scoring but is considered significant to a provider's performance, is from Georgia SHINES and is not considered final or complete until the end of the fiscal year.

Total Reports:	0
Number Screened In:	0
Number Screened Out:	0
Number Substantiated:	0
Number Unsubstantiated:	0
Number Active CPS Investigations:	0



DHS, DFCS, Office of Provider Management
Performance-Based Placement Measures
RBWO Provider GA+SCORECARD - CCI



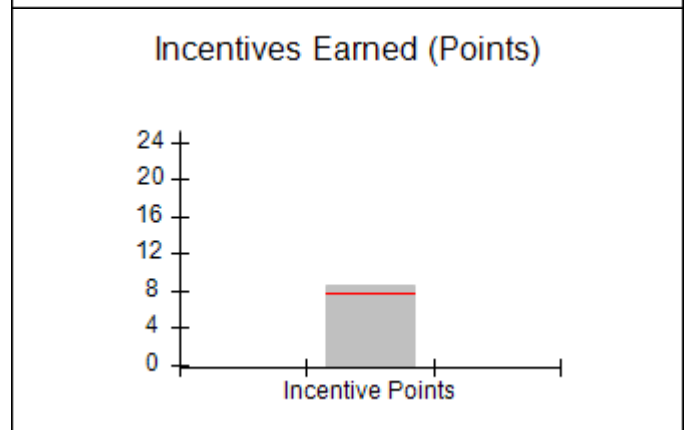
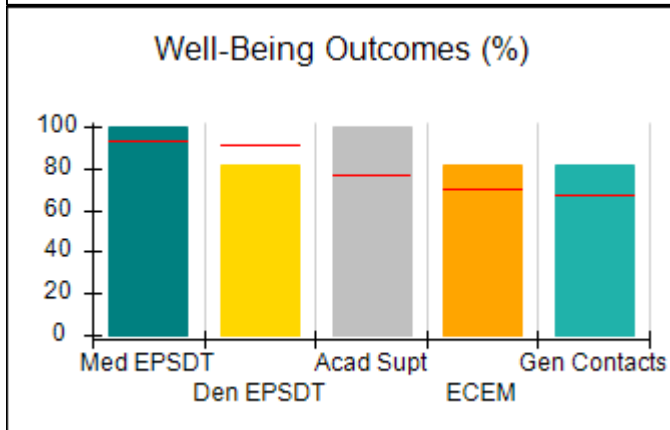
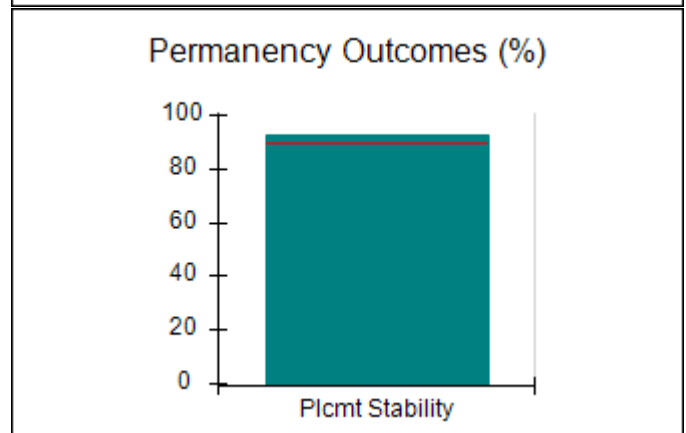
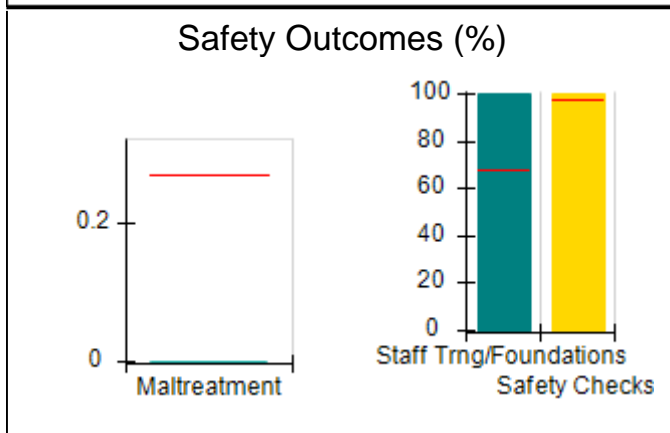
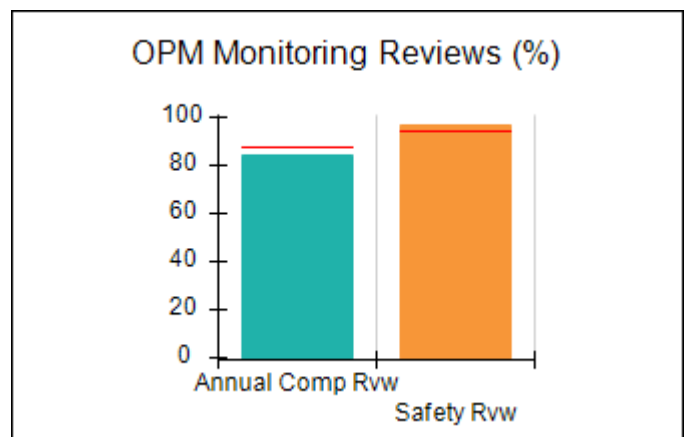
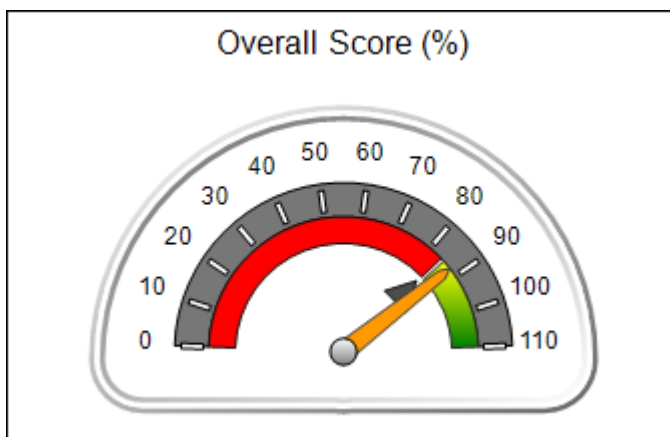
Report Quarter: Q4 FY2018

Provider/Program Name: Center for Children and Young Adults, The - Open Gate (579) - CCI

2221 Austell Rd., Marietta, GA 30008 Phone: 770-485-1630 Vendor ID# 35262	Quarterly Scores (Grades)		Current Quarter Score (Grade)
	Q1: 93.35 (A-)	Q2: 105.59 (A+)	87.53%
	Q3: 103.10 (A+)	Q4: 87.53 (B+)	(B+)
Program Census Information:	# Children in Care During Quarter: 14	# Placements During Quarter: 14	# Children in Care On Last Day: 8

Quarterly Provider Comparisons to All CCIs

▼ — indicates average for all CCIs





Performance-Based Placement Measures

RBWO Provider GA+SCORECARD - CCI

Report Quarter: Q4 FY2018

Provider/Program Name: Center for Children and Young Adults, The - Open Gate (579) - CCI

2221 Austell Rd., Marietta, GA 30008 Phone: 770-485-1630 Vendor ID# 35262	Quarterly Scores (Grades)		Current Quarter Score (Grade)
	Q1: 93.35 (A-)	Q2: 105.59 (A+)	87.53%
	Q3: 103.10 (A+)	Q4: 87.53 (B+)	(B+)

Program Census Information:	# Children in Care During Quarter: 14	# Placements During Quarter: 14	# Children in Care On Last Day: 8
-----------------------------	---------------------------------------	---------------------------------	-----------------------------------

	Avg Performance All CCIs (%)	Provider Performance (%)*	Possible Points (Weight)	Provider Points Earned
--	------------------------------	---------------------------	--------------------------	------------------------

OPM Monitoring Reviews

Annual Comprehensive Reviews	88%	85%	25	21.14
Safety Reviews	94%	97%	15	14.53
Monitoring Sub-Total			40	35.67

CCI Safety Outcomes

Incidence of Maltreatment	0.27%	No Substantiated Reports	10	10.00
Staff Training/Foundations	68%	100%	5	5.00
Staff Safety Checks	98%	100%	5	5.00
Safety Sub-Total			20	20.00

CCI Permanency Outcomes

Placement Stability	90%	93%	15	13.95
Permanency Sub-Total			15	13.95

CCI Well-Being Outcomes

EPSDT Medical Visits	93%	100%	4	4.00
EPSDT Dental Visits	91%	82%	4	3.28
Academic Supports	76%	100%	3	3.00
Provider ECEM Visits	70%	82%	7	5.74
Provider General Contacts	67%	82%	7	5.74
Placements with Siblings	37%	38%	Not Scored	Not Scored
Placements within Legal County	14%	80%	Not Scored	Not Scored
Well-Being Sub-Total			25	21.76

*Performance calculation descriptions can be found in the FY 2018 RBWO PBP Measurements and Standards Guide.

Monitoring & Outcomes: Possible Points = 100	Points Earned = 91.38
Score Before Incentives Credit	91.38%
Incentives Awarded	8.48 pts
PBP Verification	-12.33 pts
Total Score	87.53%



DHS, DFCS, Office of Provider Management
Performance-Based Placement Measures
RBWO Provider GA+SCORECARD - CCI



Report Quarter: Q4 FY2018

Provider/Program Name: Center for Children and Young Adults, The - Open Gate (579) - CCI

Program Census Information:		# Children in Care During Quarter: 14	# Placements During Quarter: 14	# Children in Care On Last Day: 8
CCI Incentive Credits	Avg Performance All CCIs (Points)	Provider Performance (%)*	Possible Points (Weight)	Provider Points Earned
Early EPSDT Medical Visits		100%	2	2.00
Early EPSDT Dental Visits		60%	2	1.20
Permanency Contacts		None Planned	5	
Additional Academic Supports		64%	2	1.28
Active Agency Accreditation		0%	4	0.00
Staff Clinical Licensure		0%	5	0.00
Behavior Management (threshold = 0)		100%	4	4.00
Incentives Total	7.72		24	8.48
Maximum total combined incentive credit allowed is 10 points.			Incentives Awarded	8.48

*Performance calculation descriptions can be found in the FY 2018 RBWO PBP Measurements and Standards Guide.

Child Protective Services Investigations and Dispositions

The following investigations data, which is not used for scoring but is considered significant to a provider's performance, is from Georgia SHINES and is not considered final or complete until the end of the fiscal year.

Total Reports:	0
Number Screened In:	0
Number Screened Out:	0
Number Substantiated:	0
Number Unsubstantiated:	0
Number Active CPS Investigations:	0



DHS, DFCS, Office of Provider Management
Performance-Based Placement Measures
RBWO Provider GA+SCORECARD - CCI
Report Quarter: Q4 FY2018



Provider/Program Name: Changing Lives S&P Inc. - Fortson (5338) - CCI

7763 Fortson Rd., Columbus, GA 31909

Phone: 706-940-0796

Vendor ID# 158013

Quarterly Scores (Grades)

Q1: (N/A)

Q2: (N/A)

Q3: 94.00 (A)

Q4: 85.48 (B)

Current Quarter Score (Grade)

85.48%

(B)

Program Census Information:

Children in Care During
Quarter: 11

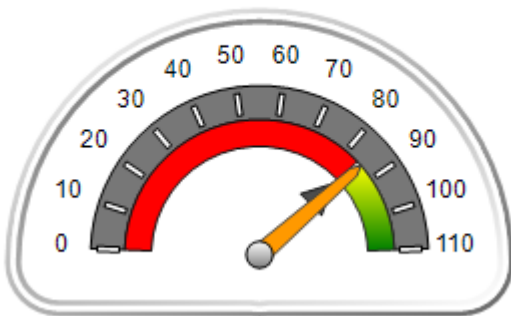
Placements During
Quarter: 11

Children in Care On Last
Day: 6

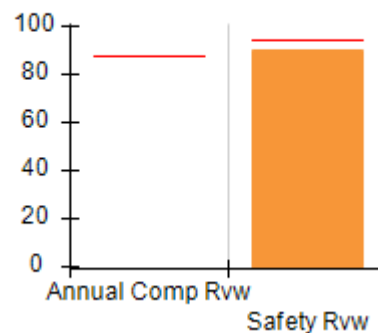
Quarterly Provider Comparisons to All CCIs

▼ indicates average for all CCIs

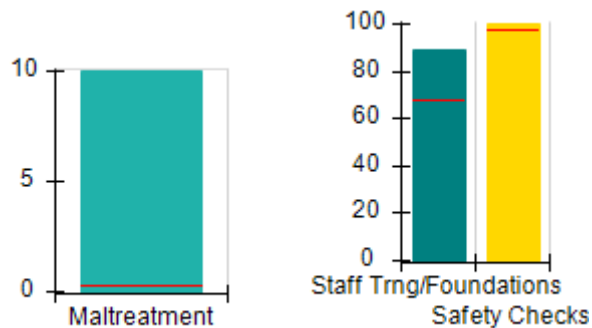
Overall Score (%)



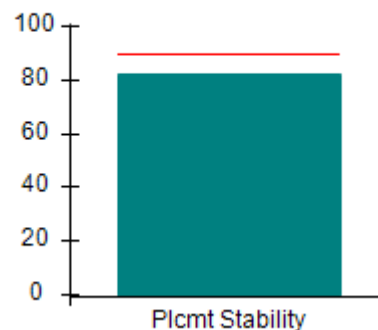
OPM Monitoring Reviews (%)



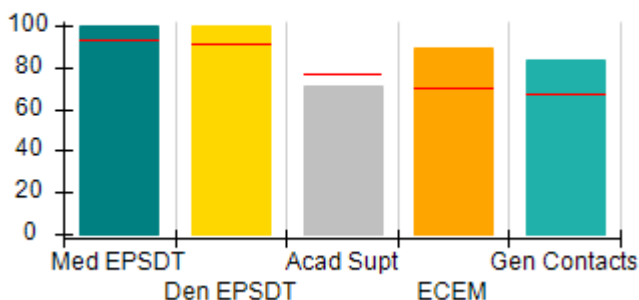
Safety Outcomes (%)



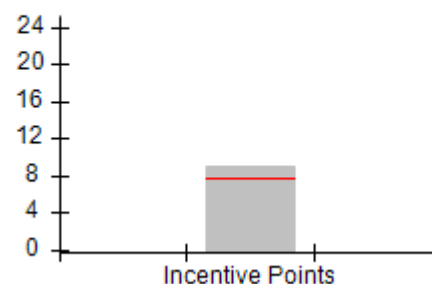
Permanency Outcomes (%)



Well-Being Outcomes (%)



Incentives Earned (Points)





DHS, DFCS, Office of Provider Management
Performance-Based Placement Measures
RBWO Provider GA+SCORECARD - CCI
 Report Quarter: Q4 FY2018



Provider/Program Name: Changing Lives S&P Inc. - Fortson (5338) - CCI

7763 Fortson Rd., Columbus, GA 31909 Phone: 706-940-0796 Vendor ID# 158013	Quarterly Scores (Grades)		Current Quarter Score (Grade)
	Q1: (N/A)	Q2: (N/A)	85.48% (B)
	Q3: 94.00 (A)	Q4: 85.48 (B)	

Program Census Information:	# Children in Care During Quarter: 11	# Placements During Quarter: 11	# Children in Care On Last Day: 6
-----------------------------	---------------------------------------	---------------------------------	-----------------------------------

	Avg Performance All CCIs (%)	Provider Performance (%)*	Possible Points (Weight)	Provider Points Earned
--	-------------------------------------	----------------------------------	---------------------------------	-------------------------------

OPM Monitoring Reviews

Annual Comprehensive Reviews	88%	Not Yet Conducted		
Safety Reviews	94%	90%	15	13.50
Monitoring Sub-Total			15	13.50

CCI Safety Outcomes

Incidence of Maltreatment	0.27%	10% 1 Substantiated Rpt	10	0.00
Staff Training/Foundations	68%	89%	5	4.45
Staff Safety Checks	98%	100%	5	5.00
Safety Sub-Total			20	9.45

CCI Permanency Outcomes

Placement Stability	90%	82%	15	12.30
Permanency Sub-Total			15	12.30

CCI Well-Being Outcomes

EPSDT Medical Visits	93%	100%	4	4.00
EPSDT Dental Visits	91%	100%	4	4.00
Academic Supports	76%	71%	3	2.13
Provider ECEM Visits	70%	89%	7	6.23
Provider General Contacts	67%	83%	7	5.81
Placements with Siblings	37%	0%	Not Scored	Not Scored
Placements within Legal County	14%	17%	Not Scored	Not Scored
Well-Being Sub-Total			25	22.17

*Performance calculation descriptions can be found in the FY 2018 RBWO PBP Measurements and Standards Guide.

Monitoring & Outcomes: Possible Points = 75	Points Earned = 57.42
Score Before Incentives Credit	76.56%
Incentives Awarded	8.92 pts
PBP Verification	N/A pts
Total Score	85.48%



DHS, DFCS, Office of Provider Management
Performance-Based Placement Measures
RBWO Provider GA+SCORECARD - CCI
Report Quarter: Q4 FY2018



Provider/Program Name: Changing Lives S&P Inc. - Fortson (5338) - CCI

Program Census Information:		# Children in Care During Quarter: 11	# Placements During Quarter: 11	# Children in Care On Last Day: 6
CCI Incentive Credits	Avg Performance All CCIs (Points)	Provider Performance (%)*	Possible Points (Weight)	Provider Points Earned
Early EPSDT Medical Visits		100%	2	2.00
Early EPSDT Dental Visits		100%	2	2.00
Permanency Contacts		None Planned	5	
Additional Academic Supports		46%	2	0.92
Active Agency Accreditation		0%	4	0.00
Staff Clinical Licensure		0%	5	0.00
Behavior Management (threshold = 0)		100%	4	4.00
Incentives Total	7.72		24	8.92
Maximum total combined incentive credit allowed is 10 points.			Incentives Awarded	8.92

*Performance calculation descriptions can be found in the FY 2018 RBWO PBP Measurements and Standards Guide.

Child Protective Services Investigations and Dispositions

The following investigations data, which is not used for scoring but is considered significant to a provider's performance, is from Georgia SHINES and is not considered final or complete until the end of the fiscal year.

Total Reports:	1	
Number Screened In:	0	
Number Screened Out:	1	
Number Substantiated:	1	
Number Unsubstantiated:	0	
Number Active CPS Investigations:	-1	



DHS, DFCS, Office of Provider Management
Performance-Based Placement Measures
RBWO Provider GA+SCORECARD - CCI
Report Quarter: Q4 FY2018



Provider/Program Name: Changing Lives S&P Inc. - Sistrunk (5245) - CCI

974 Sistrunk Ct., Columbus, GA 31907

Phone: 706-221-7516

Vendor ID# 144141

Quarterly Scores (Grades)

Q1: 91.26 (A-)

Q2: 99.25 (A+)

Q3: 103.57 (A+)

Q4: 101.35 (A+)

Current Quarter Score (Grade)

101.35%
(A+)

Program Census Information:

Children in Care During
Quarter: 12

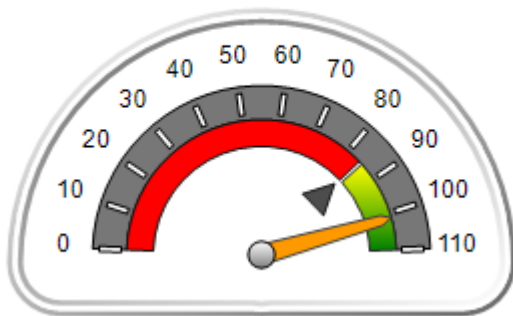
Placements During
Quarter: 12

Children in Care On Last
Day: 7

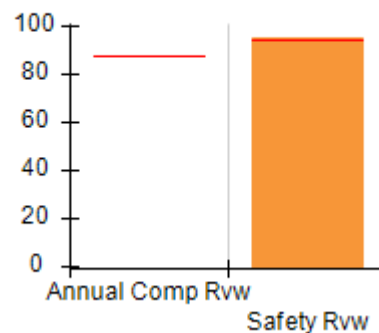
Quarterly Provider Comparisons to All CCIs

▼ — indicates average for all CCIs

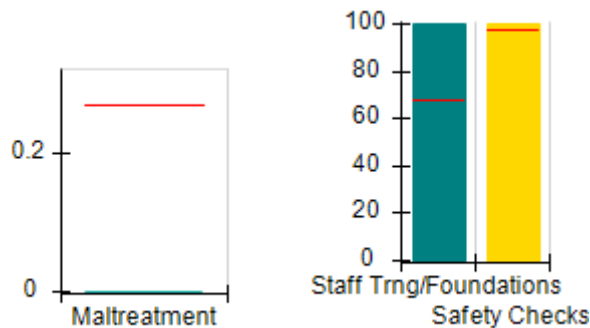
Overall Score (%)



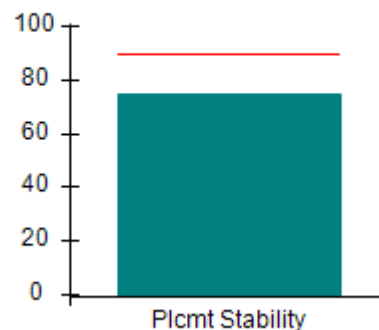
OPM Monitoring Reviews (%)



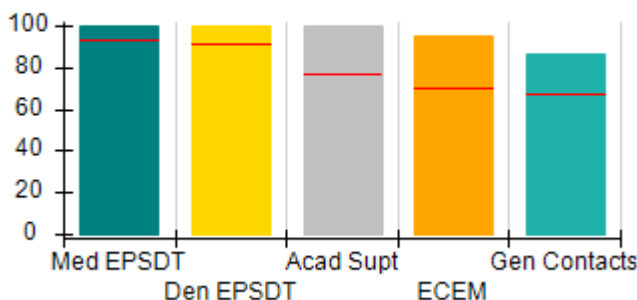
Safety Outcomes (%)



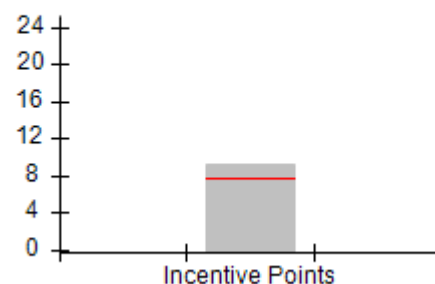
Permanency Outcomes (%)



Well-Being Outcomes (%)



Incentives Earned (Points)





DHS, DFCS, Office of Provider Management
Performance-Based Placement Measures
RBWO Provider GA+SCORECARD - CCI
 Report Quarter: Q4 FY2018



Provider/Program Name: Changing Lives S&P Inc. - Sistrunk (5245) - CCI

974 Sistrunk Ct., Columbus, GA 31907 Phone: 706-221-7516 Vendor ID# 144141	Quarterly Scores (Grades)		Current Quarter Score (Grade)
	Q1: 91.26 (A-)	Q2: 99.25 (A+)	101.35% (A+)
	Q3: 103.57 (A+)	Q4: 101.35 (A+)	

Program Census Information:	# Children in Care During Quarter: 12	# Placements During Quarter: 12	# Children in Care On Last Day: 7
-----------------------------	---------------------------------------	---------------------------------	-----------------------------------

	Avg Performance All CCIs (%)	Provider Performance (%)*	Possible Points (Weight)	Provider Points Earned
--	-------------------------------------	----------------------------------	---------------------------------	-------------------------------

OPM Monitoring Reviews

Annual Comprehensive Reviews	88%	Not Yet Conducted		
Safety Reviews	94%	95%	15	14.25
Monitoring Sub-Total			15	14.25

CCI Safety Outcomes

Incidence of Maltreatment	0.27%	No Substantiated Reports	10	10.00
Staff Training/Foundations	68%	100%	5	5.00
Staff Safety Checks	98%	100%	5	5.00
Safety Sub-Total			20	20.00

CCI Permanency Outcomes

Placement Stability	90%	75%	15	11.25
Permanency Sub-Total			15	11.25

CCI Well-Being Outcomes

EPSDT Medical Visits	93%	100%	4	4.00
EPSDT Dental Visits	91%	100%	4	4.00
Academic Supports	76%	100%	3	3.00
Provider ECEM Visits	70%	95%	7	6.65
Provider General Contacts	67%	86%	7	6.02
Placements with Siblings	37%	0%	Not Scored	Not Scored
Placements within Legal County	14%	20%	Not Scored	Not Scored
Well-Being Sub-Total			25	23.67

*Performance calculation descriptions can be found in the FY 2018 RBWO PBP Measurements and Standards Guide.

Monitoring & Outcomes: Possible Points = 75	Points Earned = 69.17
Score Before Incentives Credit	92.23%
Incentives Awarded	9.12 pts
PBP Verification	N/A pts
Total Score	101.35%



DHS, DFCS, Office of Provider Management
Performance-Based Placement Measures
RBWO Provider GA+SCORECARD - CCI
Report Quarter: Q4 FY2018



Provider/Program Name: Changing Lives S&P Inc. - Sistrunk (5245) - CCI

Program Census Information:		# Children in Care During Quarter: 12	# Placements During Quarter: 12	# Children in Care On Last Day: 7
CCI Incentive Credits	Avg Performance All CCIs (Points)	Provider Performance (%)*	Possible Points (Weight)	Provider Points Earned
Early EPSDT Medical Visits		100%	2	2.00
Early EPSDT Dental Visits		100%	2	2.00
Permanency Contacts		0%	5	0.00
Additional Academic Supports		56%	2	1.12
Active Agency Accreditation		0%	4	0.00
Staff Clinical Licensure		0%	5	0.00
Behavior Management (threshold = 0)		100%	4	4.00
Incentives Total	7.72		24	9.12
Maximum total combined incentive credit allowed is 10 points.			Incentives Awarded	9.12

*Performance calculation descriptions can be found in the FY 2018 RBWO PBP Measurements and Standards Guide.

Child Protective Services Investigations and Dispositions

The following investigations data, which is not used for scoring but is considered significant to a provider's performance, is from Georgia SHINES and is not considered final or complete until the end of the fiscal year.

Total Reports:	0	
Number Screened In:	0	
Number Screened Out:	0	
Number Substantiated:	0	
Number Unsubstantiated:	0	
Number Active CPS Investigations:	0	



DHS, DFCS, Office of Provider Management
Performance-Based Placement Measures
RBWO Provider GA+SCORECARD - CCI
Report Quarter: Q4 FY2018



Provider/Program Name: Chestnut Manor - (581) - CCI

8673 Chestnut Ln., Lithia Springs, GA 30122

Phone: 7709209369

Vendor ID# 35269

Quarterly Scores (Grades)

Q1: 101.33 (A+)

Q2: 97.84 (A+)

Q3: 84.92 (B)

Q4: 79.14 (C+)

Current Quarter Score (Grade)

79.14%

(C+)

Program Census Information:

Children in Care During
Quarter: 8

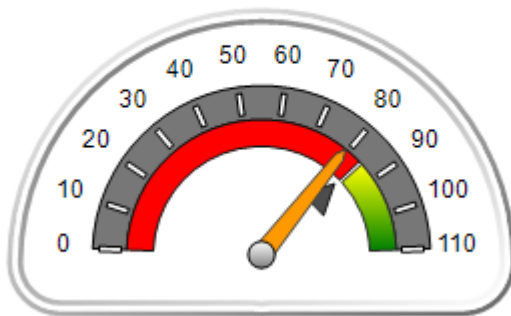
Placements During
Quarter: 8

Children in Care On Last
Day: 1

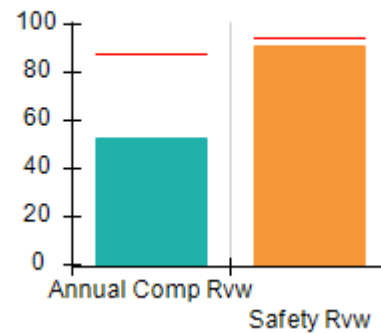
Quarterly Provider Comparisons to All CCIs

▼ — indicates average for all CCIs

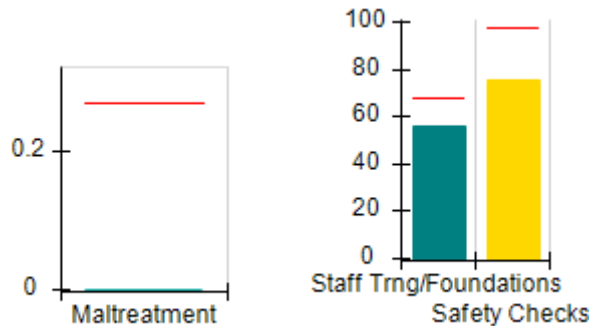
Overall Score (%)



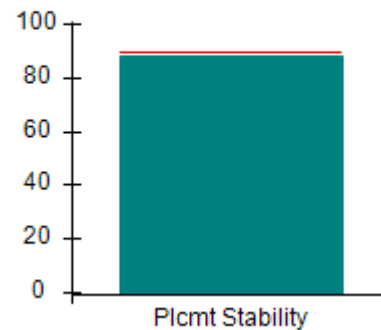
OPM Monitoring Reviews (%)



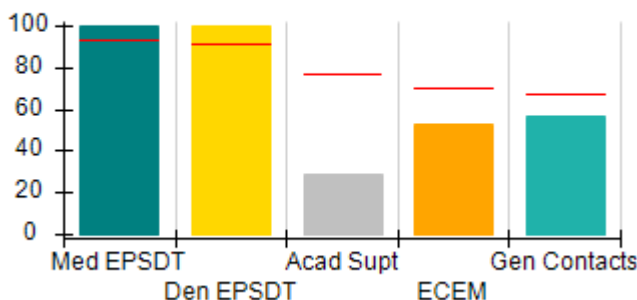
Safety Outcomes (%)



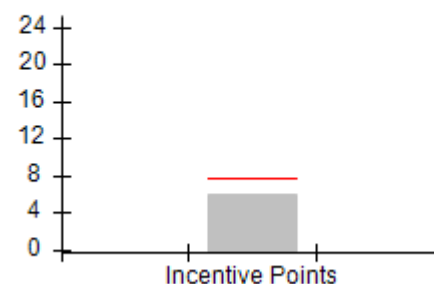
Permanency Outcomes (%)



Well-Being Outcomes (%)



Incentives Earned (Points)





DHS, DFCS, Office of Provider Management
Performance-Based Placement Measures
RBWO Provider GA+SCORECARD - CCI
 Report Quarter: Q4 FY2018



Provider/Program Name: Chestnut Manor - (581) - CCI

8673 Chestnut Ln., Lithia Springs, GA 30122 Phone: 7709209369 Vendor ID# 35269	Quarterly Scores (Grades)		Current Quarter Score (Grade)
	Q1: 101.33 (A+)	Q2: 97.84 (A+)	79.14%
	Q3: 84.92 (B)	Q4: 79.14 (C+)	(C+)

Program Census Information:	# Children in Care During Quarter: 8	# Placements During Quarter: 8	# Children in Care On Last Day: 1
-----------------------------	--------------------------------------	--------------------------------	-----------------------------------

	Avg Performance All CCIs (%)	Provider Performance (%)*	Possible Points (Weight)	Provider Points Earned
--	------------------------------	---------------------------	--------------------------	------------------------

OPM Monitoring Reviews

Annual Comprehensive Reviews	88%	52%	25	13.11
Safety Reviews	94%	91%	15	13.71
Monitoring Sub-Total			40	26.82

CCI Safety Outcomes

Incidence of Maltreatment	0.27%	No Substantiated Reports	10	10.00
Staff Training/Foundations	68%	56%	5	2.80
Staff Safety Checks	98%	75%	5	3.75
Safety Sub-Total			20	16.55

CCI Permanency Outcomes

Placement Stability	90%	88%	15	13.20
Permanency Sub-Total			15	13.20

CCI Well-Being Outcomes

EPSDT Medical Visits	93%	100%	4	4.00
EPSDT Dental Visits	91%	100%	4	4.00
Academic Supports	76%	29%	3	0.87
Provider ECEM Visits	70%	53%	7	3.71
Provider General Contacts	67%	57%	7	3.99
Placements with Siblings	37%	Not Eligible	Not Scored	Not Scored
Placements within Legal County	14%	0%	Not Scored	Not Scored
Well-Being Sub-Total			25	16.57

*Performance calculation descriptions can be found in the FY 2018 RBWO PBP Measurements and Standards Guide.

Monitoring & Outcomes: Possible Points = 100	Points Earned = 73.14
Score Before Incentives Credit	73.14%
Incentives Awarded	6.00 pts
PBP Verification	N/A pts
Total Score	79.14%



DHS, DFCS, Office of Provider Management
Performance-Based Placement Measures
RBWO Provider GA+SCORECARD - CCI
Report Quarter: Q4 FY2018



Provider/Program Name: Chestnut Manor - (581) - CCI

Program Census Information:		# Children in Care During Quarter: 8	# Placements During Quarter: 8	# Children in Care On Last Day: 1
CCI Incentive Credits	Avg Performance All CCIs (Points)	Provider Performance (%)*	Possible Points (Weight)	Provider Points Earned
Early EPSDT Medical Visits		Not Eligible	2	
Early EPSDT Dental Visits		100%	2	2.00
Permanency Contacts		0%	5	0.00
Additional Academic Supports		0%	2	0.00
Active Agency Accreditation		0%	4	0.00
Staff Clinical Licensure		0%	5	0.00
Behavior Management (threshold = 0)		100%	4	4.00
Incentives Total	7.72		24	6.00
Maximum total combined incentive credit allowed is 10 points.			Incentives Awarded	6.00

*Performance calculation descriptions can be found in the FY 2018 RBWO PBP Measurements and Standards Guide.

Child Protective Services Investigations and Dispositions

The following investigations data, which is not used for scoring but is considered significant to a provider's performance, is from Georgia SHINES and is not considered final or complete until the end of the fiscal year.

Total Reports:	1	
Number Screened In:	0	
Number Screened Out:	1	
Number Substantiated:	0	
Number Unsubstantiated:	0	
Number Active CPS Investigations:	0	



DHS, DFCS, Office of Provider Management
Performance-Based Placement Measures
RBWO Provider GA+SCORECARD - CCI
Report Quarter: Q4 FY2018



Provider/Program Name: CHRIS 180 Inc. - Dekalb (597) - CCI

2914 Cocklebur Trail, Decatur, GA 30030

Phone: (404) 284-0109

Vendor ID# 35278

Quarterly Scores (Grades)

Q1: 89.80 (B+)

Q2: 101.45 (A+)

Q3: 105.35 (A+)

Q4: 89.73 (B+)

Current Quarter Score (Grade)

89.73%

(B+)

Program Census Information:

Children in Care During Quarter: 9

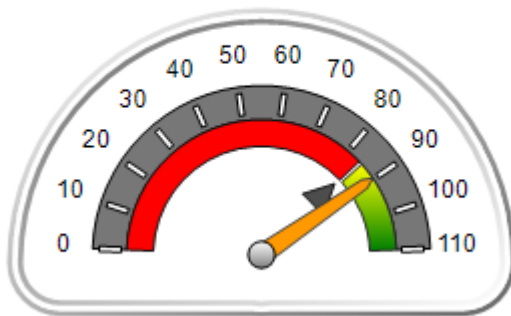
Placements During Quarter: 9

Children in Care On Last Day: 5

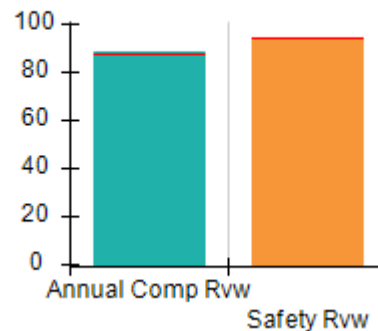
Quarterly Provider Comparisons to All CCIs

▼ — indicates average for all CCIs

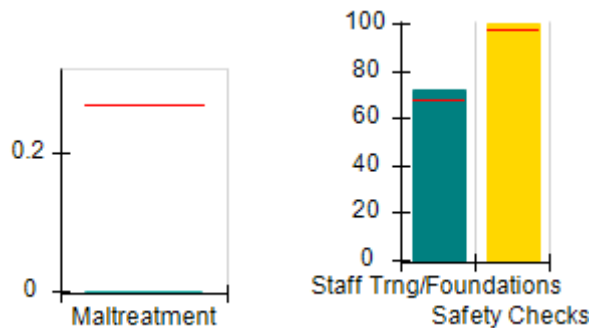
Overall Score (%)



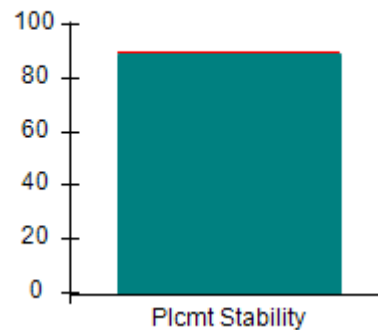
OPM Monitoring Reviews (%)



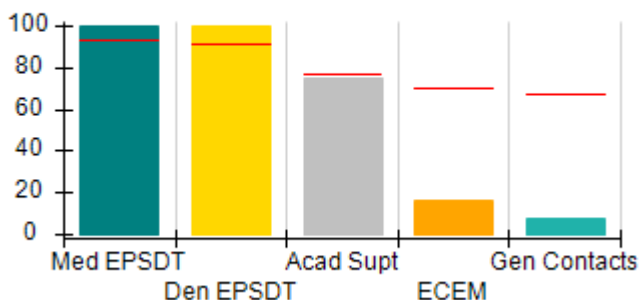
Safety Outcomes (%)



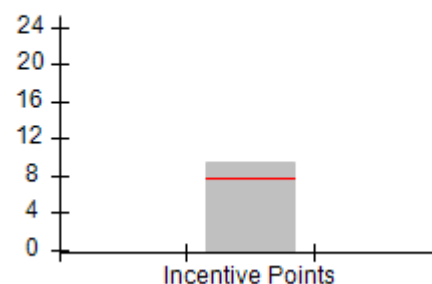
Permanency Outcomes (%)



Well-Being Outcomes (%)



Incentives Earned (Points)





DHS, DFCS, Office of Provider Management
Performance-Based Placement Measures
RBWO Provider GA+SCORECARD - CCI
 Report Quarter: Q4 FY2018



Provider/Program Name: CHRIS 180 Inc. - Dekalb (597) - CCI

2914 Cocklebur Trail, Decatur, GA 30030 Phone: (404) 284-0109 Vendor ID# 35278	Quarterly Scores (Grades)		Current Quarter Score (Grade)
	Q1: 89.80 (B+)	Q2: 101.45 (A+)	89.73% (B+)
	Q3: 105.35 (A+)	Q4: 89.73 (B+)	

Program Census Information:	# Children in Care During Quarter: 9	# Placements During Quarter: 9	# Children in Care On Last Day: 5
-----------------------------	--------------------------------------	--------------------------------	-----------------------------------

	Avg Performance All CCIs (%)	Provider Performance (%)*	Possible Points (Weight)	Provider Points Earned
--	------------------------------	---------------------------	--------------------------	------------------------

OPM Monitoring Reviews

Annual Comprehensive Reviews	88%	88%	25	22.10
Safety Reviews	94%	95%	15	14.18
Monitoring Sub-Total			40	36.28

CCI Safety Outcomes

Incidence of Maltreatment	0.27%	No Substantiated Reports	10	10.00
Staff Training/Foundations	68%	72%	5	3.60
Staff Safety Checks	98%	100%	5	5.00
Safety Sub-Total			20	18.60

CCI Permanency Outcomes

Placement Stability	90%	89%	15	13.35
Permanency Sub-Total			15	13.35

CCI Well-Being Outcomes

EPSDT Medical Visits	93%	100%	4	4.00
EPSDT Dental Visits	91%	100%	4	4.00
Academic Supports	76%	75%	3	2.25
Provider ECEM Visits	70%	17%	7	1.19
Provider General Contacts	67%	8%	7	0.56
Placements with Siblings	37%	Not Eligible	Not Scored	Not Scored
Placements within Legal County	14%	0%	Not Scored	Not Scored
Well-Being Sub-Total			25	12.00

*Performance calculation descriptions can be found in the FY 2018 RBWO PBP Measurements and Standards Guide.

Monitoring & Outcomes: Possible Points = 100	Points Earned = 80.23
Score Before Incentives Credit	80.23%
Incentives Awarded	9.50 pts
PBP Verification	N/A pts
Total Score	89.73%



DHS, DFCS, Office of Provider Management
Performance-Based Placement Measures
RBWO Provider GA+SCORECARD - CCI
Report Quarter: Q4 FY2018



Provider/Program Name: CHRIS 180 Inc. - Dekalb (597) - CCI

Program Census Information:		# Children in Care During Quarter: 9	# Placements During Quarter: 9	# Children in Care On Last Day: 5
CCI Incentive Credits	Avg Performance All CCIs (Points)	Provider Performance (%)*	Possible Points (Weight)	Provider Points Earned
Early EPSDT Medical Visits		100%	2	2.00
Early EPSDT Dental Visits		50%	2	1.00
Permanency Contacts		None Planned	5	
Additional Academic Supports		0%	2	0.00
Active Agency Accreditation		50%	4	2.00
Staff Clinical Licensure		10%	5	0.50
Behavior Management (threshold = 0)		100%	4	4.00
Incentives Total	7.72		24	9.50
Maximum total combined incentive credit allowed is 10 points.			Incentives Awarded	9.50

*Performance calculation descriptions can be found in the FY 2018 RBWO PBP Measurements and Standards Guide.

Child Protective Services Investigations and Dispositions

The following investigations data, which is not used for scoring but is considered significant to a provider's performance, is from Georgia SHINES and is not considered final or complete until the end of the fiscal year.

Total Reports:	0	
Number Screened In:	0	
Number Screened Out:	0	
Number Substantiated:	0	
Number Unsubstantiated:	0	
Number Active CPS Investigations:	0	



DHS, DFCS, Office of Provider Management
Performance-Based Placement Measures
RBWO Provider GA+SCORECARD - CCI
Report Quarter: Q4 FY2018



Provider/Program Name: CHRIS 180 Inc. - Douglas (598) - CCI

3819 Chattahoochee Dr., Douglasville, GA 30135

Phone: 770-942-1540

Vendor ID# 35277

Quarterly Scores (Grades)

Q1: 86.35 (B)

Q2: 86.19 (B)

Q3: 91.95 (A-)

Q4: 84.93 (B)

Current Quarter Score (Grade)

84.93%

(B)

Program Census Information:

Children in Care During Quarter: 12

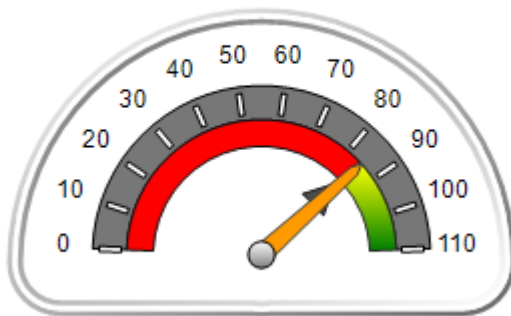
Placements During Quarter: 12

Children in Care On Last Day: 6

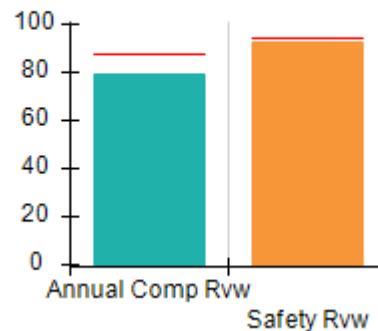
Quarterly Provider Comparisons to All CCIs

▼ indicates average for all CCIs

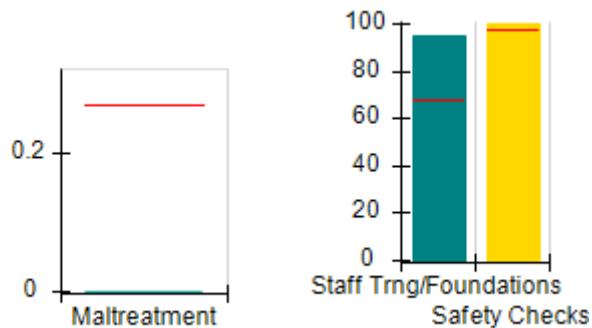
Overall Score (%)



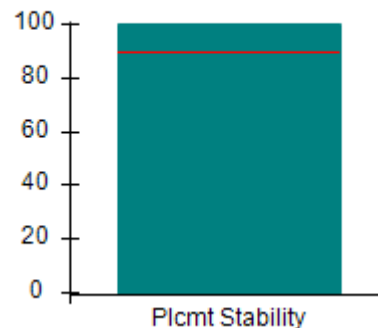
OPM Monitoring Reviews (%)



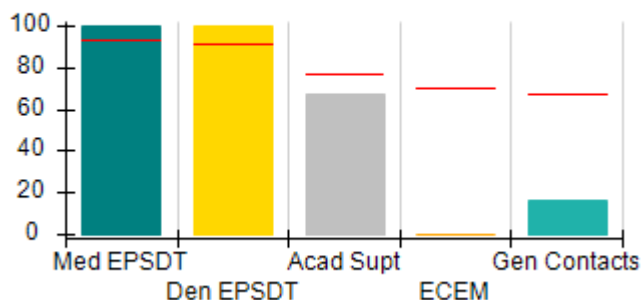
Safety Outcomes (%)



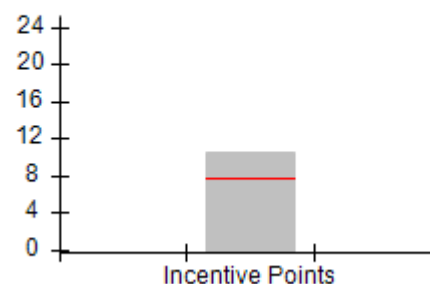
Permanency Outcomes (%)



Well-Being Outcomes (%)



Incentives Earned (Points)





DHS, DFCS, Office of Provider Management
Performance-Based Placement Measures
RBWO Provider GA+SCORECARD - CCI
 Report Quarter: Q4 FY2018



Provider/Program Name: CHRIS 180 Inc. - Douglas (598) - CCI

3819 Chattahoochee Dr., Douglasville, GA 30135 Phone: 770-942-1540 Vendor ID# 35277	Quarterly Scores (Grades)		Current Quarter Score (Grade)
	Q1: 86.35 (B)	Q2: 86.19 (B)	84.93% (B)
	Q3: 91.95 (A-)	Q4: 84.93 (B)	

Program Census Information:	# Children in Care During Quarter: 12	# Placements During Quarter: 12	# Children in Care On Last Day: 6
-----------------------------	---------------------------------------	---------------------------------	-----------------------------------

	Avg Performance All CCIs (%)	Provider Performance (%)*	Possible Points (Weight)	Provider Points Earned
--	-------------------------------------	----------------------------------	---------------------------------	-------------------------------

OPM Monitoring Reviews

Annual Comprehensive Reviews	88%	79%	25	19.80
Safety Reviews	94%	92%	15	13.85
Monitoring Sub-Total			40	33.65

CCI Safety Outcomes

Incidence of Maltreatment	0.27%	No Substantiated Reports	10	10.00
Staff Training/Foundations	68%	95%	5	4.75
Staff Safety Checks	98%	100%	5	5.00
Safety Sub-Total			20	19.75

CCI Permanency Outcomes

Placement Stability	90%	100%	15	15.00
Permanency Sub-Total			15	15.00

CCI Well-Being Outcomes

EPSDT Medical Visits	93%	100%	4	4.00
EPSDT Dental Visits	91%	100%	4	4.00
Academic Supports	76%	67%	3	2.01
Provider ECEM Visits	70%	0%	7	0.00
Provider General Contacts	67%	17%	7	1.19
Placements with Siblings	37%	Not Eligible	Not Scored	Not Scored
Placements within Legal County	14%	0%	Not Scored	Not Scored
Well-Being Sub-Total			25	11.20

*Performance calculation descriptions can be found in the FY 2018 RBWO PBP Measurements and Standards Guide.

Monitoring & Outcomes: Possible Points = 100	Points Earned = 79.60
Score Before Incentives Credit	79.60%
Incentives Awarded	10.00 pts
PBP Verification	-4.67 pts
Total Score	84.93%



DHS, DFCS, Office of Provider Management
Performance-Based Placement Measures
RBWO Provider GA+SCORECARD - CCI
Report Quarter: Q4 FY2018



Provider/Program Name: CHRIS 180 Inc. - Douglas (598) - CCI

Program Census Information:		# Children in Care During Quarter: 12	# Placements During Quarter: 12	# Children in Care On Last Day: 6
CCI Incentive Credits	Avg Performance All CCIs (Points)	Provider Performance (%)*	Possible Points (Weight)	Provider Points Earned
Early EPSDT Medical Visits		100%	2	2.00
Early EPSDT Dental Visits		100%	2	2.00
Permanency Contacts		0%	5	0.00
Additional Academic Supports		0%	2	0.00
Active Agency Accreditation		50%	4	2.00
Staff Clinical Licensure		10%	5	0.50
Behavior Management (threshold = 0)		100%	4	4.00
Incentives Total	7.72		24	10.50
Maximum total combined incentive credit allowed is 10 points.			Incentives Awarded	10.00

*Performance calculation descriptions can be found in the FY 2018 RBWO PBP Measurements and Standards Guide.

Child Protective Services Investigations and Dispositions

The following investigations data, which is not used for scoring but is considered significant to a provider's performance, is from Georgia SHINES and is not considered final or complete until the end of the fiscal year.

Total Reports:	4	
Number Screened In:	1	
Number Screened Out:	3	
Number Substantiated:	0	
Number Unsubstantiated:	1	
Number Active CPS Investigations:	0	



DHS, DFCS, Office of Provider Management
Performance-Based Placement Measures
RBWO Provider GA+SCORECARD - CCI
Report Quarter: Q4 FY2018



Provider/Program Name: CHRIS 180 Inc. - Ellenwood (599) - CCI

4489 Northwind Dr., Ellenwood, GA 30294

Phone: 404-212-5035

Vendor ID# 35282

Quarterly Scores (Grades)

Q1: 100.20 (A+)

Q2: 102.67 (A+)

Q3: 104.63 (A+)

Q4: 95.33 (A)

Current Quarter Score
(Grade)

95.33%

(A)

Program Census Information:

Children in Care During
Quarter: 11

Placements During
Quarter: 11

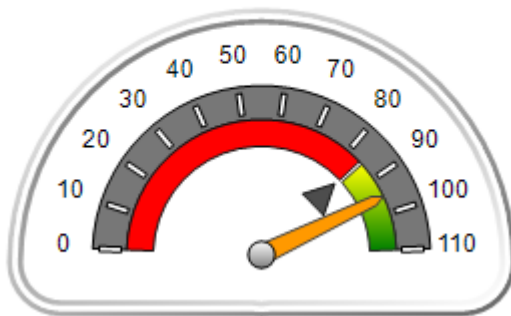
Children in Care On Last
Day: 7

Quarterly Provider Comparisons to All CCIs

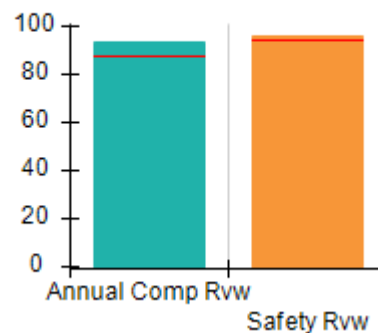


indicates average for all CCIs

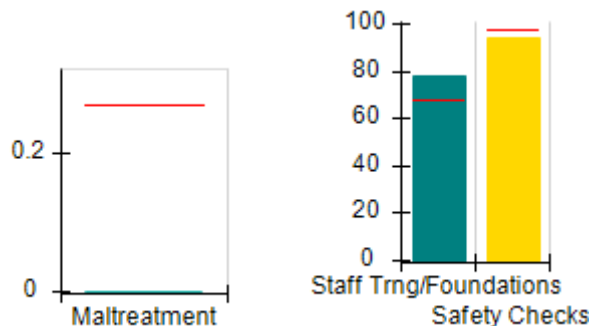
Overall Score (%)



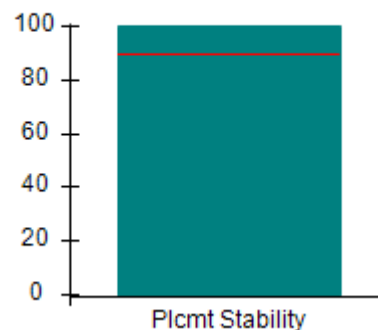
OPM Monitoring Reviews (%)



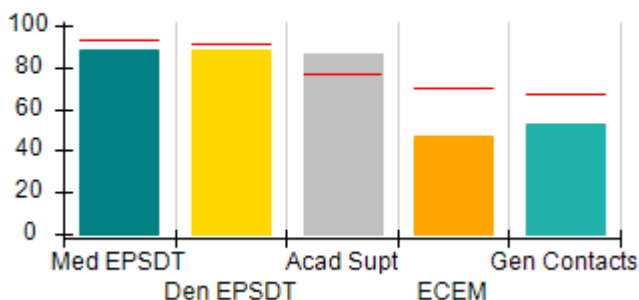
Safety Outcomes (%)



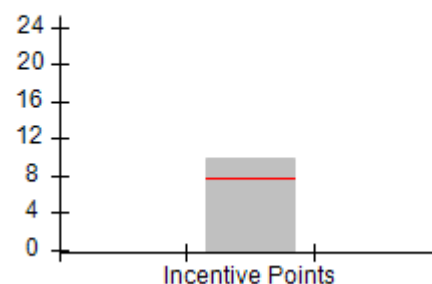
Permanency Outcomes (%)



Well-Being Outcomes (%)



Incentives Earned (Points)





DHS, DFCS, Office of Provider Management
Performance-Based Placement Measures
RBWO Provider GA+SCORECARD - CCI
 Report Quarter: Q4 FY2018



Provider/Program Name: CHRIS 180 Inc. - Ellenwood (599) - CCI

4489 Northwind Dr., Ellenwood, GA 30294 Phone: 404-212-5035 Vendor ID# 35282	Quarterly Scores (Grades)		Current Quarter Score (Grade)
	Q1: 100.20 (A+)	Q2: 102.67 (A+)	95.33% (A)
	Q3: 104.63 (A+)	Q4: 95.33 (A)	

Program Census Information:	# Children in Care During Quarter: 11	# Placements During Quarter: 11	# Children in Care On Last Day: 7
-----------------------------	---------------------------------------	---------------------------------	-----------------------------------

	Avg Performance All CCIs (%)	Provider Performance (%)*	Possible Points (Weight)	Provider Points Earned
--	-------------------------------------	----------------------------------	---------------------------------	-------------------------------

OPM Monitoring Reviews

Annual Comprehensive Reviews	88%	94%	25	23.38
Safety Reviews	94%	96%	15	14.44
Monitoring Sub-Total			40	37.82

CCI Safety Outcomes

Incidence of Maltreatment	0.27%	No Substantiated Reports	10	10.00
Staff Training/Foundations	68%	78%	5	3.90
Staff Safety Checks	98%	94%	5	4.70
Safety Sub-Total			20	18.60

CCI Permanency Outcomes

Placement Stability	90%	100%	15	15.00
Permanency Sub-Total			15	15.00

CCI Well-Being Outcomes

EPSDT Medical Visits	93%	88%	4	3.52
EPSDT Dental Visits	91%	88%	4	3.52
Academic Supports	76%	86%	3	2.58
Provider ECEM Visits	70%	47%	7	3.29
Provider General Contacts	67%	53%	7	3.71
Placements with Siblings	37%	40%	Not Scored	Not Scored
Placements within Legal County	14%	0%	Not Scored	Not Scored
Well-Being Sub-Total			25	16.62

*Performance calculation descriptions can be found in the FY 2018 RBWO PBP Measurements and Standards Guide.

Monitoring & Outcomes: Possible Points = 100	Points Earned = 88.04
Score Before Incentives Credit	88.04%
Incentives Awarded	9.92 pts
PBP Verification	-2.63 pts
Total Score	95.33%



DHS, DFCS, Office of Provider Management
Performance-Based Placement Measures
RBWO Provider GA+SCORECARD - CCI
Report Quarter: Q4 FY2018



Provider/Program Name: CHRIS 180 Inc. - Ellenwood (599) - CCI

Program Census Information:		# Children in Care During Quarter: 11	# Placements During Quarter: 11	# Children in Care On Last Day: 7
CCI Incentive Credits	Avg Performance All CCIs (Points)	Provider Performance (%)*	Possible Points (Weight)	Provider Points Earned
Early EPSDT Medical Visits		80%	2	1.60
Early EPSDT Dental Visits		67%	2	1.34
Permanency Contacts		0%	5	0.00
Additional Academic Supports		24%	2	0.48
Active Agency Accreditation		50%	4	2.00
Staff Clinical Licensure		10%	5	0.50
Behavior Management (threshold = 0)		100%	4	4.00
Incentives Total	7.72		24	9.92
Maximum total combined incentive credit allowed is 10 points.			Incentives Awarded	9.92

*Performance calculation descriptions can be found in the FY 2018 RBWO PBP Measurements and Standards Guide.

Child Protective Services Investigations and Dispositions

The following investigations data, which is not used for scoring but is considered significant to a provider's performance, is from Georgia SHINES and is not considered final or complete until the end of the fiscal year.

Total Reports:	1	
Number Screened In:	0	
Number Screened Out:	1	
Number Substantiated:	0	
Number Unsubstantiated:	0	
Number Active CPS Investigations:	0	



DHS, DFCS, Office of Provider Management
Performance-Based Placement Measures
RBWO Provider GA+SCORECARD - CCI
Report Quarter: Q4 FY2018



Provider/Program Name: CHRIS 180 Inc. - Fulton (601) - CCI

3686 Calmer Circle, East Point, GA 30344

Phone: (404) 768-4527

Vendor ID# 35281

Quarterly Scores (Grades)

Q1: 92.42 (A-)

Q2: 94.14 (A)

Q3: 104.55 (A+)

Q4: 84.92 (B)

Current Quarter Score (Grade)

84.92%

(B)

Program Census Information:

Children in Care During
Quarter: 8

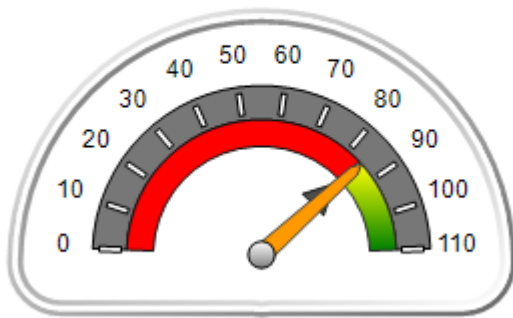
Placements During
Quarter: 8

Children in Care On Last
Day: 5

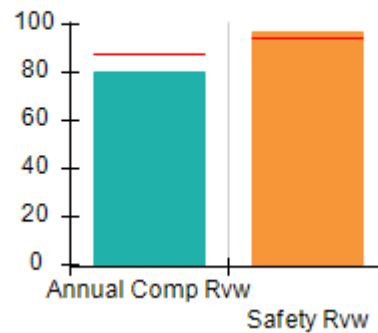
Quarterly Provider Comparisons to All CCIs

▼ indicates average for all CCIs

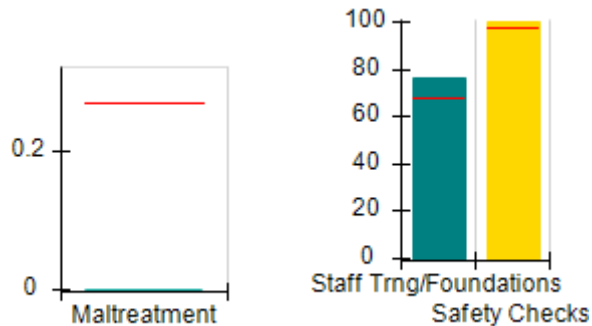
Overall Score (%)



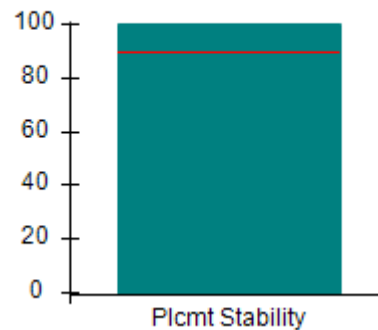
OPM Monitoring Reviews (%)



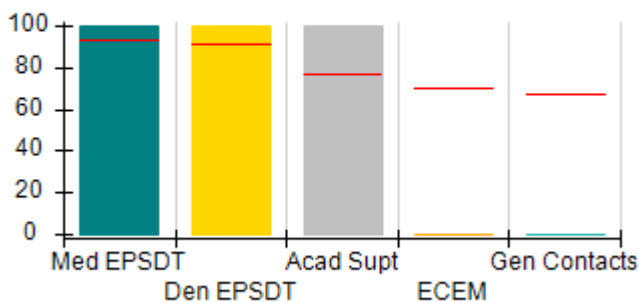
Safety Outcomes (%)



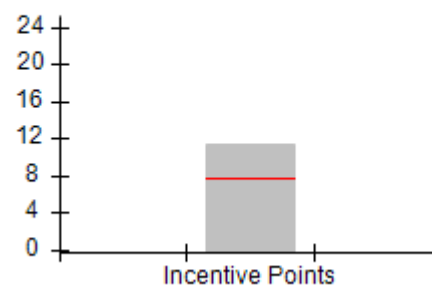
Permanency Outcomes (%)



Well-Being Outcomes (%)



Incentives Earned (Points)





DHS, DFCS, Office of Provider Management
Performance-Based Placement Measures
RBWO Provider GA+SCORECARD - CCI
Report Quarter: Q4 FY2018



Provider/Program Name: CHRIS 180 Inc. - Fulton (601) - CCI

3686 Calmer Circle, East Point, GA 30344 Phone: (404) 768-4527 Vendor ID# 35281	Quarterly Scores (Grades)		Current Quarter Score (Grade)
	Q1: 92.42 (A-)	Q2: 94.14 (A)	84.92%
	Q3: 104.55 (A+)	Q4: 84.92 (B)	(B)

Program Census Information:	# Children in Care During Quarter: 8	# Placements During Quarter: 8	# Children in Care On Last Day: 5
-----------------------------	--------------------------------------	--------------------------------	-----------------------------------

	Avg Performance All CCIs (%)	Provider Performance (%)*	Possible Points (Weight)	Provider Points Earned
--	-------------------------------------	----------------------------------	---------------------------------	-------------------------------

OPM Monitoring Reviews

Annual Comprehensive Reviews	88%	80%	25	19.96
Safety Reviews	94%	97%	15	14.59
Monitoring Sub-Total			40	34.55

CCI Safety Outcomes

Incidence of Maltreatment	0.27%	No Substantiated Reports	10	10.00
Staff Training/Foundations	68%	76%	5	3.80
Staff Safety Checks	98%	100%	5	5.00
Safety Sub-Total			20	18.80

CCI Permanency Outcomes

Placement Stability	90%	100%	15	15.00
Permanency Sub-Total			15	15.00

CCI Well-Being Outcomes

EPSDT Medical Visits	93%	100%	4	4.00
EPSDT Dental Visits	91%	100%	4	4.00
Academic Supports	76%	100%	3	3.00
Provider ECEM Visits	70%	0%	7	0.00
Provider General Contacts	67%	0%	7	0.00
Placements with Siblings	37%	Not Eligible	Not Scored	Not Scored
Placements within Legal County	14%	0%	Not Scored	Not Scored
Well-Being Sub-Total			25	11.00

*Performance calculation descriptions can be found in the FY 2018 RBWO PBP Measurements and Standards Guide.

Monitoring & Outcomes: Possible Points = 100		Points Earned = 79.35	
Score Before Incentives Credit		79.35%	
Incentives Awarded		10.00 pts	
PBP Verification		-4.43 pts	
Total Score		84.92%	



DHS, DFCS, Office of Provider Management
Performance-Based Placement Measures
RBWO Provider GA+SCORECARD - CCI
Report Quarter: Q4 FY2018



Provider/Program Name: CHRIS 180 Inc. - Fulton (601) - CCI

Program Census Information:		# Children in Care During Quarter: 8	# Placements During Quarter: 8	# Children in Care On Last Day: 5
CCI Incentive Credits	Avg Performance All CCIs (Points)	Provider Performance (%)*	Possible Points (Weight)	Provider Points Earned
Early EPSDT Medical Visits		100%	2	2.00
Early EPSDT Dental Visits		100%	2	2.00
Permanency Contacts		0%	5	0.00
Additional Academic Supports		47%	2	0.94
Active Agency Accreditation		50%	4	2.00
Staff Clinical Licensure		10%	5	0.50
Behavior Management (threshold = 0)		100%	4	4.00
Incentives Total	7.72		24	11.44
Maximum total combined incentive credit allowed is 10 points.			Incentives Awarded	10.00

*Performance calculation descriptions can be found in the FY 2018 RBWO PBP Measurements and Standards Guide.

Child Protective Services Investigations and Dispositions

The following investigations data, which is not used for scoring but is considered significant to a provider's performance, is from Georgia SHINES and is not considered final or complete until the end of the fiscal year.

Total Reports:	0	
Number Screened In:	0	
Number Screened Out:	0	
Number Substantiated:	0	
Number Unsubstantiated:	0	
Number Active CPS Investigations:	0	



DHS, DFCS, Office of Provider Management
Performance-Based Placement Measures
RBWO Provider GA+SCORECARD - CCI
Report Quarter: Q4 FY2018



Provider/Program Name: CHRIS 180 Inc. - Gwinnett (602) - CCI

2552 Poplar St., Snellville, GA 30278

Phone: 404-978-3549

Vendor ID# 35280

Quarterly Scores (Grades)

Q1: 88.51 (B+)

Q2: 97.09 (A+)

Q3: 96.40 (A)

Q4: 101.38 (A+)

Current Quarter Score (Grade)

101.38%

(A+)

Program Census Information:

Children in Care During
Quarter: 8

Placements During
Quarter: 8

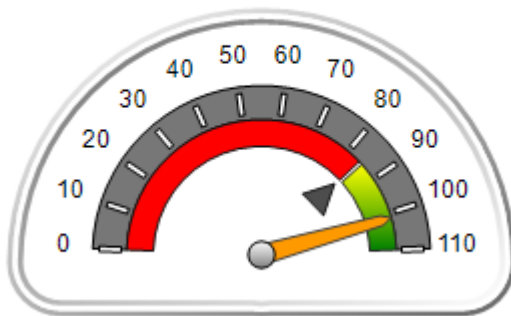
Children in Care On Last
Day: 5

Quarterly Provider Comparisons to All CCIs

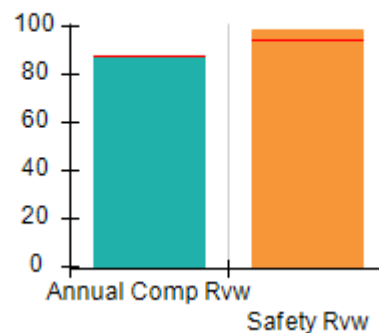


indicates average for all CCIs

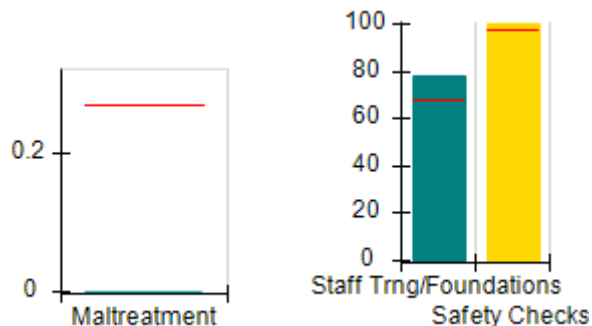
Overall Score (%)



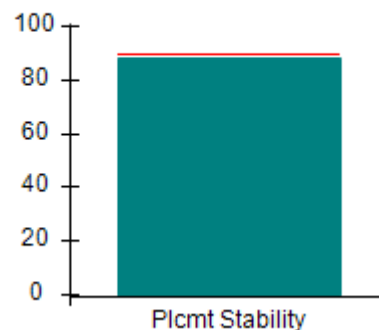
OPM Monitoring Reviews (%)



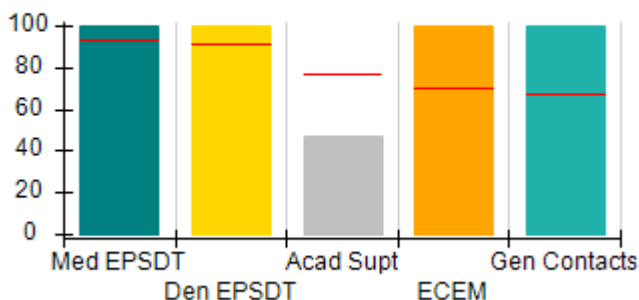
Safety Outcomes (%)



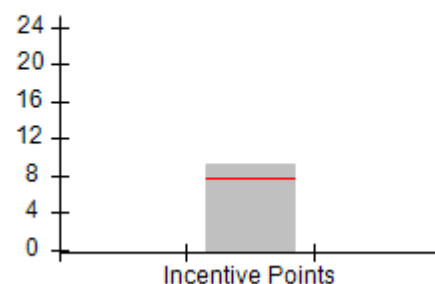
Permanency Outcomes (%)



Well-Being Outcomes (%)



Incentives Earned (Points)





DHS, DFCS, Office of Provider Management
Performance-Based Placement Measures
RBWO Provider GA+SCORECARD - CCI
 Report Quarter: Q4 FY2018



Provider/Program Name: CHRIS 180 Inc. - Gwinnett (602) - CCI

2552 Poplar St., Snellville, GA 30278 Phone: 404-978-3549 Vendor ID# 35280	Quarterly Scores (Grades)		Current Quarter Score (Grade)
	Q1: 88.51 (B+)	Q2: 97.09 (A+)	101.38% (A+)
	Q3: 96.40 (A)	Q4: 101.38 (A+)	

Program Census Information:	# Children in Care During Quarter: 8	# Placements During Quarter: 8	# Children in Care On Last Day: 5
-----------------------------	--------------------------------------	--------------------------------	-----------------------------------

	Avg Performance All CCIs (%)	Provider Performance (%)*	Possible Points (Weight)	Provider Points Earned
--	------------------------------	---------------------------	--------------------------	------------------------

OPM Monitoring Reviews

Annual Comprehensive Reviews	88%	88%	25	22.00
Safety Reviews	94%	98%	15	14.73
Monitoring Sub-Total			40	36.73

CCI Safety Outcomes

Incidence of Maltreatment	0.27%	No Substantiated Reports	10	10.00
Staff Training/Foundations	68%	78%	5	3.90
Staff Safety Checks	98%	100%	5	5.00
Safety Sub-Total			20	18.90

CCI Permanency Outcomes

Placement Stability	90%	88%	15	13.20
Permanency Sub-Total			15	13.20

CCI Well-Being Outcomes

EPSDT Medical Visits	93%	100%	4	4.00
EPSDT Dental Visits	91%	100%	4	4.00
Academic Supports	76%	47%	3	1.41
Provider ECEM Visits	70%	100%	7	7.00
Provider General Contacts	67%	100%	7	7.00
Placements with Siblings	37%	0%	Not Scored	Not Scored
Placements within Legal County	14%	0%	Not Scored	Not Scored
Well-Being Sub-Total			25	23.41

*Performance calculation descriptions can be found in the FY 2018 RBWO PBP Measurements and Standards Guide.

Monitoring & Outcomes: Possible Points = 100	Points Earned = 92.24
Score Before Incentives Credit	92.24%
Incentives Awarded	9.14 pts
PBP Verification	N/A pts
Total Score	101.38%



DHS, DFCS, Office of Provider Management
Performance-Based Placement Measures
RBWO Provider GA+SCORECARD - CCI
Report Quarter: Q4 FY2018



Provider/Program Name: CHRIS 180 Inc. - Gwinnett (602) - CCI

Program Census Information:		# Children in Care During Quarter: 8	# Placements During Quarter: 8	# Children in Care On Last Day: 5
CCI Incentive Credits	Avg Performance All CCIs (Points)	Provider Performance (%)*	Possible Points (Weight)	Provider Points Earned
Early EPSDT Medical Visits		Not Eligible	2	
Early EPSDT Dental Visits		100%	2	2.00
Permanency Contacts		None Planned	5	
Additional Academic Supports		7%	2	0.14
Active Agency Accreditation		50%	4	2.00
Staff Clinical Licensure		20%	5	1.00
Behavior Management (threshold = 0)		100%	4	4.00
Incentives Total	7.72		24	9.14
Maximum total combined incentive credit allowed is 10 points.			Incentives Awarded	9.14

*Performance calculation descriptions can be found in the FY 2018 RBWO PBP Measurements and Standards Guide.

Child Protective Services Investigations and Dispositions

The following investigations data, which is not used for scoring but is considered significant to a provider's performance, is from Georgia SHINES and is not considered final or complete until the end of the fiscal year.

Total Reports:	1	
Number Screened In:	1	
Number Screened Out:	0	
Number Substantiated:	0	
Number Unsubstantiated:	1	
Number Active CPS Investigations:	0	



DHS, DFCS, Office of Provider Management
Performance-Based Placement Measures
RBWO Provider GA+SCORECARD - CCI
Report Quarter: Q4 FY2018



Provider/Program Name: CHRIS 180 Inc. - Rock Shadow (617) - CCI

568 Rock Shadow Ct., Stone Mountain, GA 30087

Phone: (404) 498-2002

Vendor ID# 53058

Quarterly Scores (Grades)

Q1: 92.58 (A-)

Q2: 93.83 (A-)

Q3: 99.50 (A+)

Q4: 98.64 (A+)

Current Quarter Score (Grade)

98.64%

(A+)

Program Census Information:

Children in Care During Quarter: 8

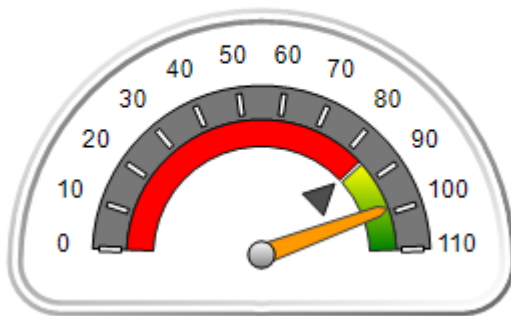
Placements During Quarter: 8

Children in Care On Last Day: 5

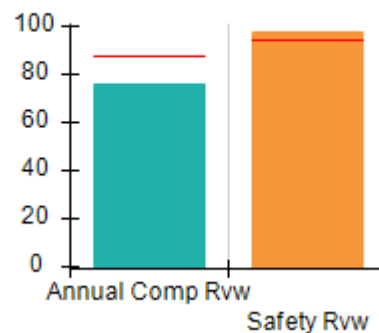
Quarterly Provider Comparisons to All CCIs

▼ — indicates average for all CCIs

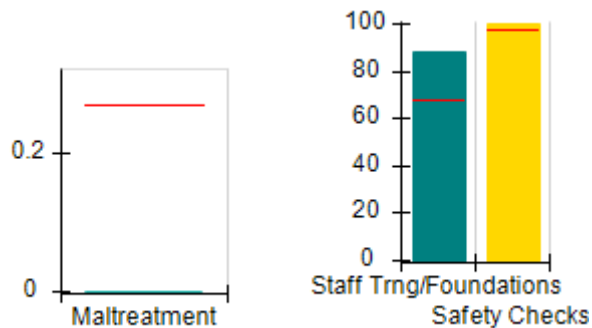
Overall Score (%)



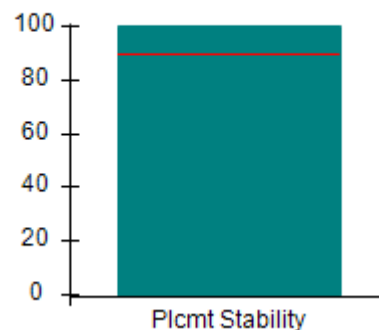
OPM Monitoring Reviews (%)



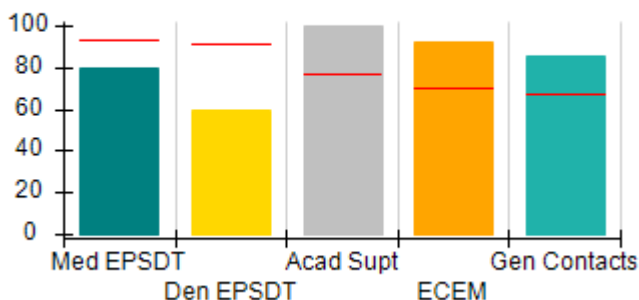
Safety Outcomes (%)



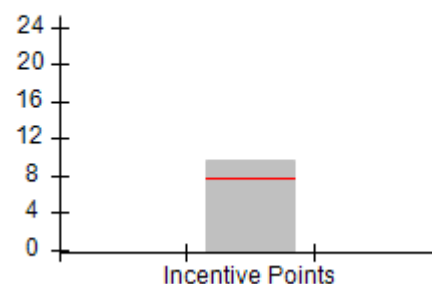
Permanency Outcomes (%)



Well-Being Outcomes (%)



Incentives Earned (Points)





DHS, DFCS, Office of Provider Management
Performance-Based Placement Measures
RBWO Provider GA+SCORECARD - CCI
 Report Quarter: Q4 FY2018



Provider/Program Name: CHRIS 180 Inc. - Rock Shadow (617) - CCI

568 Rock Shadow Ct., Stone Mountain, GA 30087 Phone: (404) 498-2002 Vendor ID# 53058	Quarterly Scores (Grades)		Current Quarter Score (Grade)
	Q1: 92.58 (A-)	Q2: 93.83 (A-)	98.64%
	Q3: 99.50 (A+)	Q4: 98.64 (A+)	(A+)

Program Census Information:	# Children in Care During Quarter: 8	# Placements During Quarter: 8	# Children in Care On Last Day: 5
-----------------------------	--------------------------------------	--------------------------------	-----------------------------------

	Avg Performance All CCIs (%)	Provider Performance (%)*	Possible Points (Weight)	Provider Points Earned
--	-------------------------------------	----------------------------------	---------------------------------	-------------------------------

OPM Monitoring Reviews

Annual Comprehensive Reviews	88%	76%	25	18.92
Safety Reviews	94%	98%	15	14.67
Monitoring Sub-Total			40	33.59

CCI Safety Outcomes

Incidence of Maltreatment	0.27%	No Substantiated Reports	10	10.00
Staff Training/Foundations	68%	88%	5	4.40
Staff Safety Checks	98%	100%	5	5.00
Safety Sub-Total			20	19.40

CCI Permanency Outcomes

Placement Stability	90%	100%	15	15.00
Permanency Sub-Total			15	15.00

CCI Well-Being Outcomes

EPSDT Medical Visits	93%	80%	4	3.20
EPSDT Dental Visits	91%	60%	4	2.40
Academic Supports	76%	100%	3	3.00
Provider ECEM Visits	70%	92%	7	6.44
Provider General Contacts	67%	85%	7	5.95
Placements with Siblings	37%	0%	Not Scored	Not Scored
Placements within Legal County	14%	33%	Not Scored	Not Scored
Well-Being Sub-Total			25	20.99

*Performance calculation descriptions can be found in the FY 2018 RBWO PBP Measurements and Standards Guide.

Monitoring & Outcomes: Possible Points = 100	Points Earned = 88.98
Score Before Incentives Credit	88.98%
Incentives Awarded	9.66 pts
PBP Verification	N/A pts
Total Score	98.64%



DHS, DFCS, Office of Provider Management
Performance-Based Placement Measures
RBWO Provider GA+SCORECARD - CCI
Report Quarter: Q4 FY2018



Provider/Program Name: CHRIS 180 Inc. - Rock Shadow (617) - CCI

Program Census Information:		# Children in Care During Quarter: 8	# Placements During Quarter: 8	# Children in Care On Last Day: 5
CCI Incentive Credits	Avg Performance All CCIs (Points)	Provider Performance (%)*	Possible Points (Weight)	Provider Points Earned
Early EPSDT Medical Visits		0%	2	0.00
Early EPSDT Dental Visits		33%	2	0.66
Permanency Contacts		None Planned	5	
Additional Academic Supports		100%	2	2.00
Active Agency Accreditation		50%	4	2.00
Staff Clinical Licensure		20%	5	1.00
Behavior Management (threshold = 0)		100%	4	4.00
Incentives Total	7.72		24	9.66
Maximum total combined incentive credit allowed is 10 points.			Incentives Awarded	9.66

*Performance calculation descriptions can be found in the FY 2018 RBWO PBP Measurements and Standards Guide.

Child Protective Services Investigations and Dispositions

The following investigations data, which is not used for scoring but is considered significant to a provider's performance, is from Georgia SHINES and is not considered final or complete until the end of the fiscal year.

Total Reports:	0	
Number Screened In:	0	
Number Screened Out:	0	
Number Substantiated:	0	
Number Unsubstantiated:	0	
Number Active CPS Investigations:	0	



DHS, DFCS, Office of Provider Management
Performance-Based Placement Measures
RBWO Provider GA+SCORECARD - CCI
Report Quarter: Q4 FY2018



Provider/Program Name: CHRIS 180 Inc. - Sherwood (604) - CCI

569 Sherwood Greens, Stone Mountain, GA 30087

Phone: (770) 879-7319

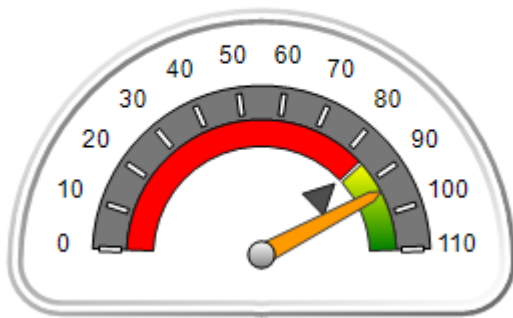
Vendor ID# 53060

Quarterly Scores (Grades)		Current Quarter Score (Grade)
Q1: 94.88 (A)	Q2: 104.79 (A+)	93.92% (A-)
Q3: 103.07 (A+)	Q4: 93.92 (A-)	
Program Census Information:		# Children in Care During Quarter: 9
		# Placements During Quarter: 9
		# Children in Care On Last Day: 6

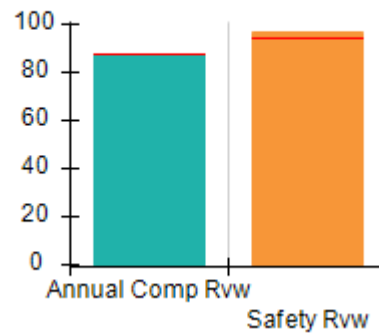
Quarterly Provider Comparisons to All CCIs

▼ — indicates average for all CCIs

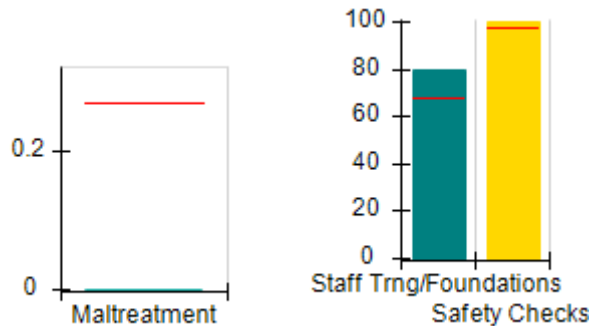
Overall Score (%)



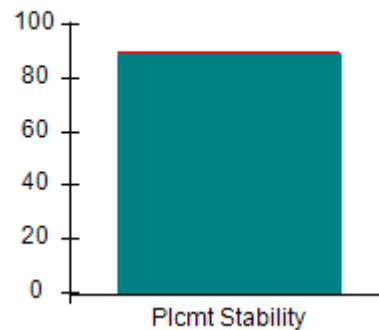
OPM Monitoring Reviews (%)



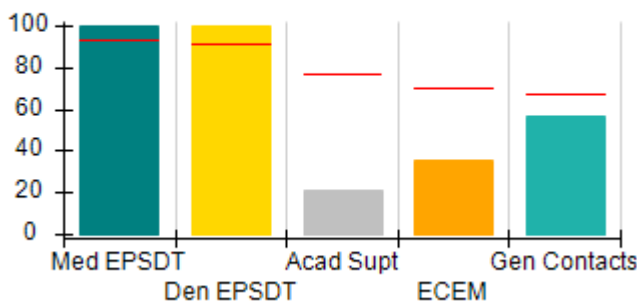
Safety Outcomes (%)



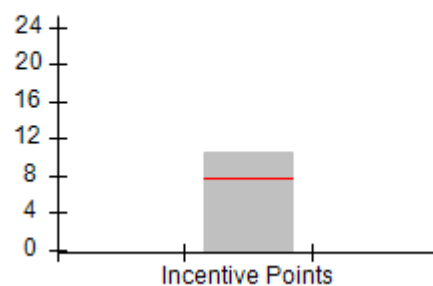
Permanency Outcomes (%)



Well-Being Outcomes (%)



Incentives Earned (Points)





DHS, DFCS, Office of Provider Management
Performance-Based Placement Measures
RBWO Provider GA+SCORECARD - CCI
 Report Quarter: Q4 FY2018



Provider/Program Name: CHRIS 180 Inc. - Sherwood (604) - CCI

569 Sherwood Greens, Stone Mountain, GA 30087 Phone: (770) 879-7319 Vendor ID# 53060	Quarterly Scores (Grades)		Current Quarter Score (Grade)
	Q1: 94.88 (A)	Q2: 104.79 (A+)	93.92% (A-)
	Q3: 103.07 (A+)	Q4: 93.92 (A-)	

Program Census Information:	# Children in Care During Quarter: 9	# Placements During Quarter: 9	# Children in Care On Last Day: 6
-----------------------------	--------------------------------------	--------------------------------	-----------------------------------

	Avg Performance All CCIs (%)	Provider Performance (%)*	Possible Points (Weight)	Provider Points Earned
--	-------------------------------------	----------------------------------	---------------------------------	-------------------------------

OPM Monitoring Reviews

Annual Comprehensive Reviews	88%	88%	25	21.90
Safety Reviews	94%	97%	15	14.53
Monitoring Sub-Total			40	36.43

CCI Safety Outcomes

Incidence of Maltreatment	0.27%	No Substantiated Reports	10	10.00
Staff Training/Foundations	68%	80%	5	4.00
Staff Safety Checks	98%	100%	5	5.00
Safety Sub-Total			20	19.00

CCI Permanency Outcomes

Placement Stability	90%	89%	15	13.35
Permanency Sub-Total			15	13.35

CCI Well-Being Outcomes

EPSDT Medical Visits	93%	100%	4	4.00
EPSDT Dental Visits	91%	100%	4	4.00
Academic Supports	76%	21%	3	0.63
Provider ECEM Visits	70%	36%	7	2.52
Provider General Contacts	67%	57%	7	3.99
Placements with Siblings	37%	0%	Not Scored	Not Scored
Placements within Legal County	14%	25%	Not Scored	Not Scored
Well-Being Sub-Total			25	15.14

*Performance calculation descriptions can be found in the FY 2018 RBWO PBP Measurements and Standards Guide.

Monitoring & Outcomes: Possible Points = 100	Points Earned = 83.92
Score Before Incentives Credit	83.92%
Incentives Awarded	10.00 pts
PBP Verification	N/A pts
Total Score	93.92%



DHS, DFCS, Office of Provider Management
Performance-Based Placement Measures
RBWO Provider GA+SCORECARD - CCI
Report Quarter: Q4 FY2018



Provider/Program Name: CHRIS 180 Inc. - Sherwood (604) - CCI

Program Census Information:		# Children in Care During Quarter: 9	# Placements During Quarter: 9	# Children in Care On Last Day: 6
CCI Incentive Credits	Avg Performance All CCIs (Points)	Provider Performance (%)*	Possible Points (Weight)	Provider Points Earned
Early EPSDT Medical Visits		100%	2	2.00
Early EPSDT Dental Visits		100%	2	2.00
Permanency Contacts		0%	5	0.00
Additional Academic Supports		0%	2	0.00
Active Agency Accreditation		50%	4	2.00
Staff Clinical Licensure		10%	5	0.50
Behavior Management (threshold = 0)		100%	4	4.00
Incentives Total	7.72		24	10.50
Maximum total combined incentive credit allowed is 10 points.			Incentives Awarded	10.00

*Performance calculation descriptions can be found in the FY 2018 RBWO PBP Measurements and Standards Guide.

Child Protective Services Investigations and Dispositions

The following investigations data, which is not used for scoring but is considered significant to a provider's performance, is from Georgia SHINES and is not considered final or complete until the end of the fiscal year.

Total Reports:	0	
Number Screened In:	0	
Number Screened Out:	0	
Number Substantiated:	0	
Number Unsubstantiated:	0	
Number Active CPS Investigations:	0	



DHS, DFCS, Office of Provider Management
Performance-Based Placement Measures
RBWO Provider GA+SCORECARD - CCI
Report Quarter: Q4 FY2018



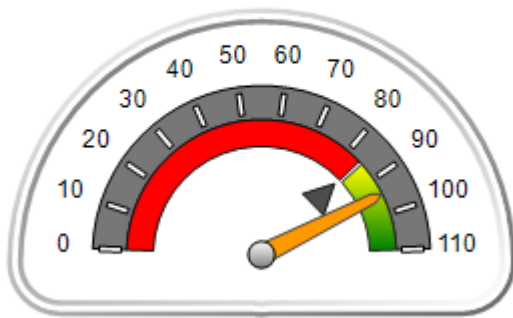
Provider/Program Name: CHRIS 180 Inc. - Stephenson (605) - CCI

505 Stephenson Rd., Stone Mountain, GA 30087 Phone: (770) 413-0741 Vendor ID# 53061	Quarterly Scores (Grades)		Current Quarter Score (Grade)
	Q1: 95.11 (A)	Q2: 102.40 (A+)	94.61% (A)
	Q3: 106.07 (A+)	Q4: 94.61 (A)	
Program Census Information:	# Children in Care During Quarter: 9	# Placements During Quarter: 9	# Children in Care On Last Day: 6

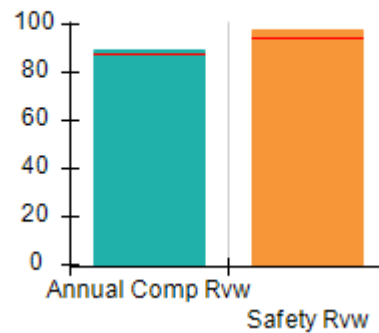
Quarterly Provider Comparisons to All CCIs

▼ — indicates average for all CCIs

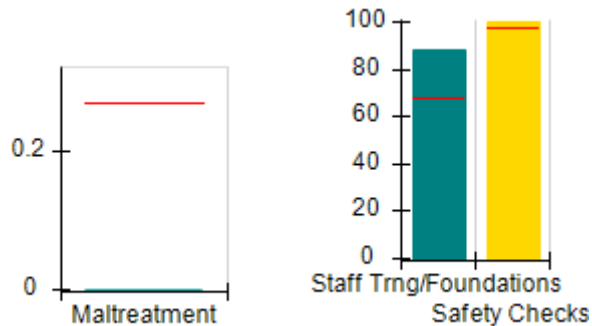
Overall Score (%)



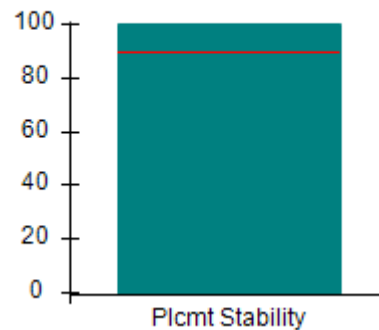
OPM Monitoring Reviews (%)



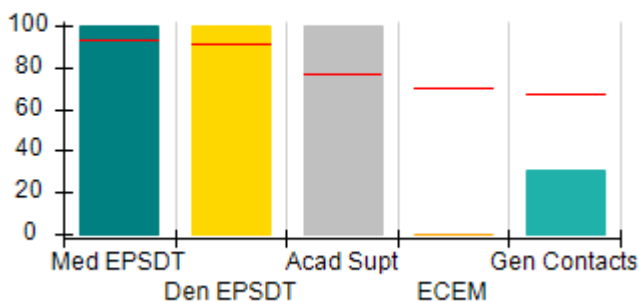
Safety Outcomes (%)



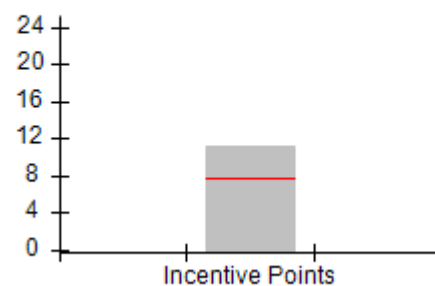
Permanency Outcomes (%)



Well-Being Outcomes (%)



Incentives Earned (Points)





DHS, DFCS, Office of Provider Management
Performance-Based Placement Measures
RBWO Provider GA+SCORECARD - CCI
Report Quarter: Q4 FY2018



Provider/Program Name: CHRIS 180 Inc. - Stephenson (605) - CCI

505 Stephenson Rd., Stone Mountain, GA 30087 Phone: (770) 413-0741 Vendor ID# 53061	Quarterly Scores (Grades)		Current Quarter Score (Grade)
	Q1: 95.11 (A)	Q2: 102.40 (A+)	94.61% (A)
	Q3: 106.07 (A+)	Q4: 94.61 (A)	

Program Census Information:	# Children in Care During Quarter: 9	# Placements During Quarter: 9	# Children in Care On Last Day: 6
-----------------------------	--------------------------------------	--------------------------------	-----------------------------------

	Avg Performance All CCIs (%)	Provider Performance (%)*	Possible Points (Weight)	Provider Points Earned
--	-------------------------------------	----------------------------------	---------------------------------	-------------------------------

OPM Monitoring Reviews

Annual Comprehensive Reviews	88%	89%	25	22.37
Safety Reviews	94%	98%	15	14.67
Monitoring Sub-Total			40	37.04

CCI Safety Outcomes

Incidence of Maltreatment	0.27%	No Substantiated Reports	10	10.00
Staff Training/Foundations	68%	88%	5	4.40
Staff Safety Checks	98%	100%	5	5.00
Safety Sub-Total			20	19.40

CCI Permanency Outcomes

Placement Stability	90%	100%	15	15.00
Permanency Sub-Total			15	15.00

CCI Well-Being Outcomes

EPSDT Medical Visits	93%	100%	4	4.00
EPSDT Dental Visits	91%	100%	4	4.00
Academic Supports	76%	100%	3	3.00
Provider ECEM Visits	70%	0%	7	0.00
Provider General Contacts	67%	31%	7	2.17
Placements with Siblings	37%	25%	Not Scored	Not Scored
Placements within Legal County	14%	33%	Not Scored	Not Scored
Well-Being Sub-Total			25	13.17

*Performance calculation descriptions can be found in the FY 2018 RBWO PBP Measurements and Standards Guide.

Monitoring & Outcomes: Possible Points = 100	Points Earned = 84.61
Score Before Incentives Credit	84.61%
Incentives Awarded	10.00 pts
PBP Verification	N/A pts
Total Score	94.61%



DHS, DFCS, Office of Provider Management
Performance-Based Placement Measures
RBWO Provider GA+SCORECARD - CCI
Report Quarter: Q4 FY2018



Provider/Program Name: CHRIS 180 Inc. - Stephenson (605) - CCI

Program Census Information:		# Children in Care During Quarter: 9	# Placements During Quarter: 9	# Children in Care On Last Day: 6
CCI Incentive Credits	Avg Performance All CCIs (Points)	Provider Performance (%)*	Possible Points (Weight)	Provider Points Earned
Early EPSDT Medical Visits		100%	2	2.00
Early EPSDT Dental Visits		100%	2	2.00
Permanency Contacts		0%	5	0.00
Additional Academic Supports		6%	2	0.12
Active Agency Accreditation		50%	4	2.00
Staff Clinical Licensure		20%	5	1.00
Behavior Management (threshold = 0)		100%	4	4.00
Incentives Total	7.72		24	11.12
Maximum total combined incentive credit allowed is 10 points.			Incentives Awarded	10.00

*Performance calculation descriptions can be found in the FY 2018 RBWO PBP Measurements and Standards Guide.

Child Protective Services Investigations and Dispositions

The following investigations data, which is not used for scoring but is considered significant to a provider's performance, is from Georgia SHINES and is not considered final or complete until the end of the fiscal year.

Total Reports:	1	
Number Screened In:	0	
Number Screened Out:	1	
Number Substantiated:	0	
Number Unsubstantiated:	1	
Number Active CPS Investigations:	-1	



DHS, DFCS, Office of Provider Management
Performance-Based Placement Measures
RBWO Provider GA+SCORECARD - CCI
Report Quarter: Q4 FY2018



Provider/Program Name: Christian City Home for Children - (585) - CCI

7345 Red Oak Rd., Union City, GA 30291

Phone: 770-964-3309

Vendor ID# 35284

Quarterly Scores (Grades)

Q1: 105.50 (A+)

Q2: 108.40 (A+)

Q3: 107.96 (A+)

Q4: 105.95 (A+)

Current Quarter Score (Grade)

105.95%

(A+)

Program Census Information:

Children in Care During Quarter: 17

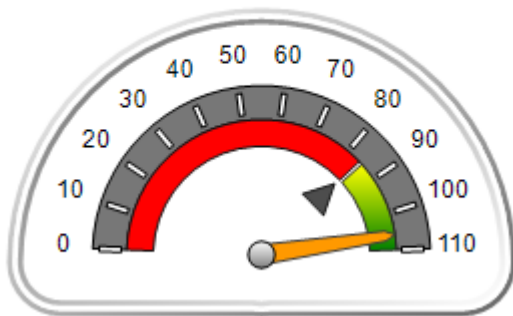
Placements During Quarter: 17

Children in Care On Last Day: 15

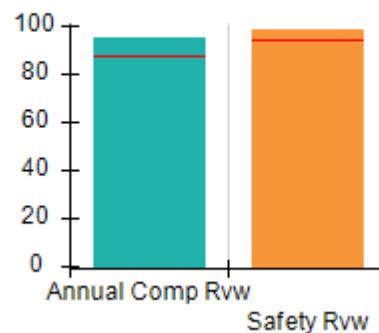
Quarterly Provider Comparisons to All CCIs

▼ — indicates average for all CCIs

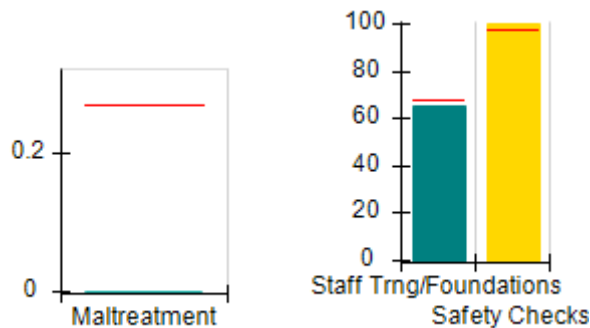
Overall Score (%)



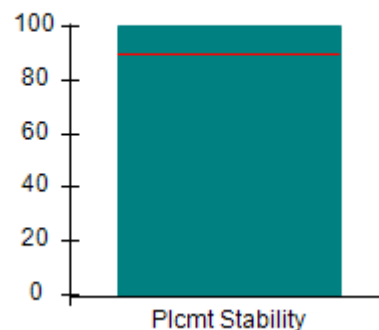
OPM Monitoring Reviews (%)



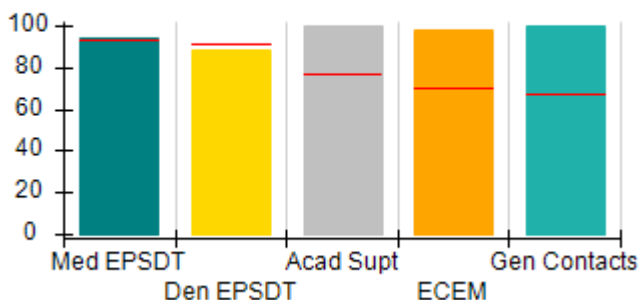
Safety Outcomes (%)



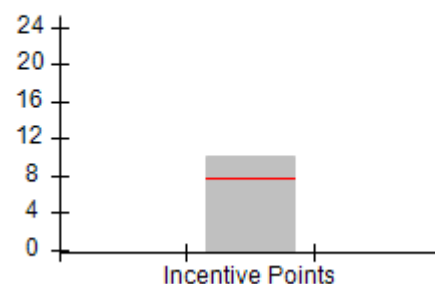
Permanency Outcomes (%)



Well-Being Outcomes (%)



Incentives Earned (Points)





DHS, DFCS, Office of Provider Management
Performance-Based Placement Measures
RBWO Provider GA+SCORECARD - CCI
 Report Quarter: Q4 FY2018



Provider/Program Name: Christian City Home for Children - (585) - CCI				
7345 Red Oak Rd., Union City, GA 30291 Phone: 770-964-3309 Vendor ID# 35284		Quarterly Scores (Grades)		Current Quarter Score (Grade)
		Q1: 105.50 (A+)	Q2: 108.40 (A+)	105.95% (A+)
		Q3: 107.96 (A+)	Q4: 105.95 (A+)	
Program Census Information:		# Children in Care During Quarter: 17	# Placements During Quarter: 17	# Children in Care On Last Day: 15
	Avg Performance All CCIs (%)	Provider Performance (%)*	Possible Points (Weight)	Provider Points Earned
OPM Monitoring Reviews				
Annual Comprehensive Reviews	88%	95%	25	23.81
Safety Reviews	94%	98%	15	14.74
Monitoring Sub-Total			40	38.56
CCI Safety Outcomes				
Incidence of Maltreatment	0.27%	No Substantiated Reports	10	10.00
Staff Training/Foundations	68%	65%	5	3.25
Staff Safety Checks	98%	100%	5	5.00
Safety Sub-Total			20	18.25
CCI Permanency Outcomes				
Placement Stability	90%	100%	15	15.00
Permanency Sub-Total			15	15.00
CCI Well-Being Outcomes				
EPSDT Medical Visits	93%	94%	4	3.76
EPSDT Dental Visits	91%	88%	4	3.52
Academic Supports	76%	100%	3	3.00
Provider ECEM Visits	70%	98%	7	6.86
Provider General Contacts	67%	100%	7	7.00
Placements with Siblings	37%	42%	Not Scored	Not Scored
Placements within Legal County	14%	Not Eligible	Not Scored	Not Scored
Well-Being Sub-Total			25	24.14
*Performance calculation descriptions can be found in the FY 2018 RBWO PBP Measurements and Standards Guide.				

Monitoring & Outcomes: Possible Points = 100		Points Earned = 95.95	
Score Before Incentives Credit		95.95%	
Incentives Awarded		10.00 pts	
PBP Verification		N/A pts	
Total Score		105.95%	



DHS, DFCS, Office of Provider Management
Performance-Based Placement Measures
RBWO Provider GA+SCORECARD - CCI
Report Quarter: Q4 FY2018



Provider/Program Name: Christian City Home for Children - (585) - CCI

Program Census Information:		# Children in Care During Quarter: 17	# Placements During Quarter: 17	# Children in Care On Last Day: 15
CCI Incentive Credits	Avg Performance All CCIs (Points)	Provider Performance (%)*	Possible Points (Weight)	Provider Points Earned
Early EPSDT Medical Visits		83%	2	1.66
Early EPSDT Dental Visits		90%	2	1.80
Permanency Contacts		None Planned	5	
Additional Academic Supports		56%	2	1.12
Active Agency Accreditation		0%	4	0.00
Staff Clinical Licensure		30%	5	1.50
Behavior Management (threshold = 0)		100%	4	4.00
Incentives Total	7.72		24	10.08
Maximum total combined incentive credit allowed is 10 points.			Incentives Awarded	10.00

*Performance calculation descriptions can be found in the FY 2018 RBWO PBP Measurements and Standards Guide.

Child Protective Services Investigations and Dispositions

The following investigations data, which is not used for scoring but is considered significant to a provider's performance, is from Georgia SHINES and is not considered final or complete until the end of the fiscal year.

Total Reports:	0	
Number Screened In:	0	
Number Screened Out:	0	
Number Substantiated:	0	
Number Unsubstantiated:	0	
Number Active CPS Investigations:	0	



DHS, DFCS, Office of Provider Management
Performance-Based Placement Measures
RBWO Provider GA+SCORECARD - CCI
Report Quarter: Q4 FY2018



Provider/Program Name: Community Growth Children's Academy - (5169) - CCI

344 Roberts Road, Barnesville, GA 30204

Phone: 770-584-6276

Vendor ID# 116932

Quarterly Scores (Grades)

Q1: 86.80 (B)

Q2: 87.89 (B+)

Q3: 89.66 (B+)

Q4: 83.54 (B-)

Current Quarter Score (Grade)

83.54%

(B-)

Program Census Information:

Children in Care During
Quarter: 8

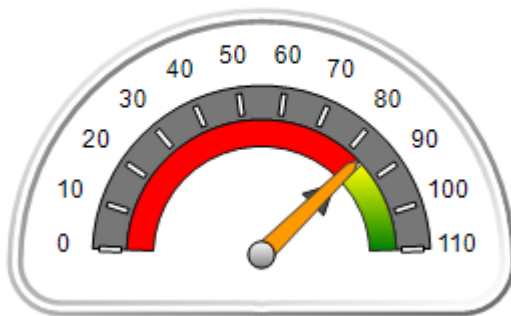
Placements During
Quarter: 8

Children in Care On Last
Day: 5

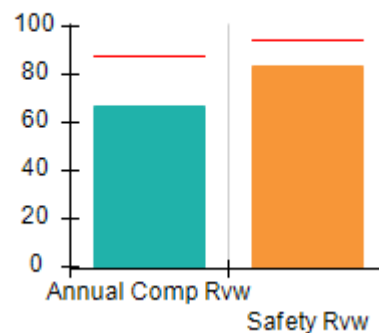
Quarterly Provider Comparisons to All CCIs

▼ indicates average for all CCIs

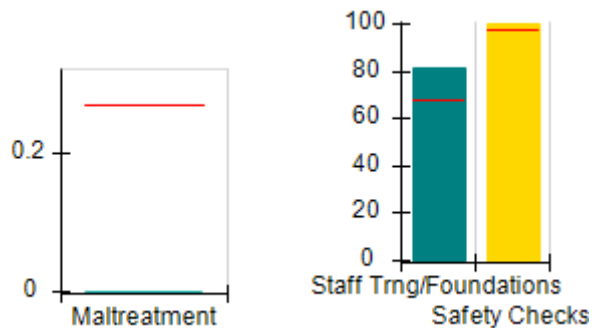
Overall Score (%)



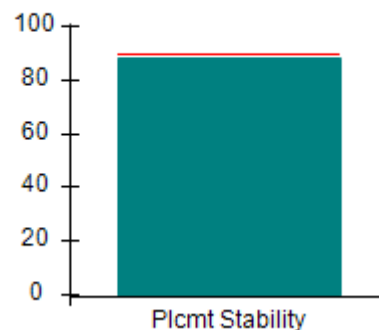
OPM Monitoring Reviews (%)



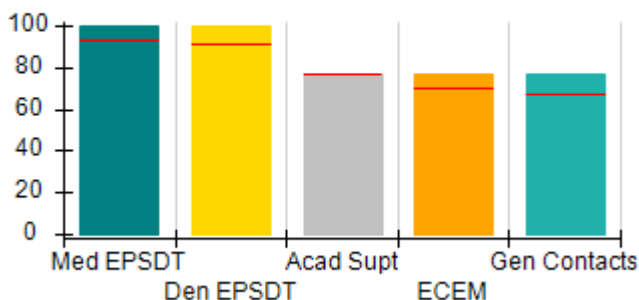
Safety Outcomes (%)



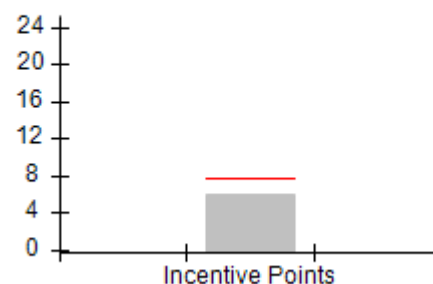
Permanency Outcomes (%)



Well-Being Outcomes (%)



Incentives Earned (Points)





DHS, DFCS, Office of Provider Management
Performance-Based Placement Measures
RBWO Provider GA+SCORECARD - CCI
 Report Quarter: Q4 FY2018



Provider/Program Name: Community Growth Children's Academy - (5169) - CCI				
344 Roberts Road, Barnesville, GA 30204		Quarterly Scores (Grades)		Current Quarter Score (Grade)
Phone: 770-584-6276		Q1: 86.80 (B)	Q2: 87.89 (B+)	83.54% (B-)
Vendor ID# 116932		Q3: 89.66 (B+)	Q4: 83.54 (B-)	
Program Census Information:		# Children in Care During Quarter: 8	# Placements During Quarter: 8	# Children in Care On Last Day: 5
	Avg Performance All CCIs (%)	Provider Performance (%)*	Possible Points (Weight)	Provider Points Earned
OPM Monitoring Reviews				
Annual Comprehensive Reviews	88%	67%	25	16.68
Safety Reviews	94%	83%	15	12.52
Monitoring Sub-Total			40	29.20
CCI Safety Outcomes				
Incidence of Maltreatment	0.27%	No Substantiated Reports	10	10.00
Staff Training/Foundations	68%	81%	5	4.05
Staff Safety Checks	98%	100%	5	5.00
Safety Sub-Total			20	19.05
CCI Permanency Outcomes				
Placement Stability	90%	88%	15	13.20
Permanency Sub-Total			15	13.20
CCI Well-Being Outcomes				
EPSDT Medical Visits	93%	100%	4	4.00
EPSDT Dental Visits	91%	100%	4	4.00
Academic Supports	76%	77%	3	2.31
Provider ECEM Visits	70%	77%	7	5.39
Provider General Contacts	67%	77%	7	5.39
Placements with Siblings	37%	0%	Not Scored	Not Scored
Placements within Legal County	14%	0%	Not Scored	Not Scored
Well-Being Sub-Total			25	21.09
*Performance calculation descriptions can be found in the FY 2018 RBWO PBP Measurements and Standards Guide.				

Monitoring & Outcomes: Possible Points = 100		Points Earned = 82.54	
Score Before Incentives Credit			82.54%
Incentives Awarded			6.00 pts
PBP Verification			-5.00 pts
Total Score			83.54%



DHS, DFCS, Office of Provider Management
Performance-Based Placement Measures
RBWO Provider GA+SCORECARD - CCI
Report Quarter: Q4 FY2018



Provider/Program Name: Community Growth Children's Academy - (5169) - CCI

Program Census Information:		# Children in Care During Quarter: 8	# Placements During Quarter: 8	# Children in Care On Last Day: 5
CCI Incentive Credits	Avg Performance All CCIs (Points)	Provider Performance (%)*	Possible Points (Weight)	Provider Points Earned
Early EPSDT Medical Visits		Not Eligible	2	
Early EPSDT Dental Visits		100%	2	2.00
Permanency Contacts		None Planned	5	
Additional Academic Supports		0%	2	0.00
Active Agency Accreditation		0%	4	0.00
Staff Clinical Licensure		0%	5	0.00
Behavior Management (threshold = 0)		100%	4	4.00
Incentives Total	7.72		24	6.00
Maximum total combined incentive credit allowed is 10 points.			Incentives Awarded	6.00

*Performance calculation descriptions can be found in the FY 2018 RBWO PBP Measurements and Standards Guide.

Child Protective Services Investigations and Dispositions

The following investigations data, which is not used for scoring but is considered significant to a provider's performance, is from Georgia SHINES and is not considered final or complete until the end of the fiscal year.

Total Reports:	0	
Number Screened In:	0	
Number Screened Out:	0	
Number Substantiated:	0	
Number Unsubstantiated:	1	
Number Active CPS Investigations:	-1	



DHS, DFCS, Office of Provider Management
Performance-Based Placement Measures
RBWO Provider GA+SCORECARD - CCI
Report Quarter: Q4 FY2018



Provider/Program Name: Deloach Group Home - (619) - CCI

282 Anchor Rd., Ludowici, GA 31316

Phone: 912-545-9458

Vendor ID# 35304

Quarterly Scores (Grades)

Q1: 104.24 (A+)

Q2: 104.55 (A+)

Q3: 104.37 (A+)

Q4: 86.08 (B)

Current Quarter Score (Grade)

86.08%

(B)

Program Census Information:

Children in Care During Quarter: 20

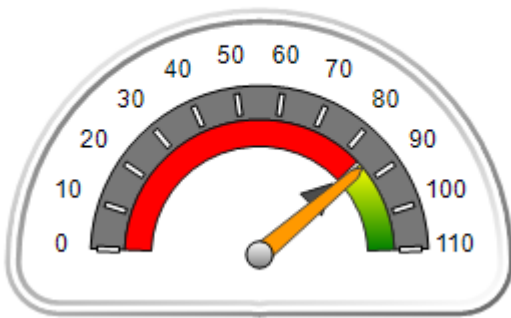
Placements During Quarter: 20

Children in Care On Last Day: 15

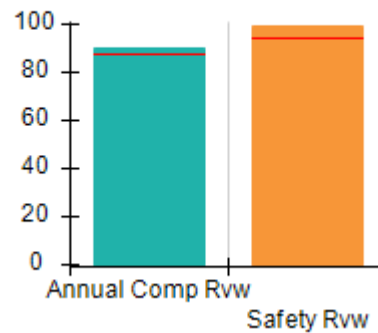
Quarterly Provider Comparisons to All CCIs

▼ — indicates average for all CCIs

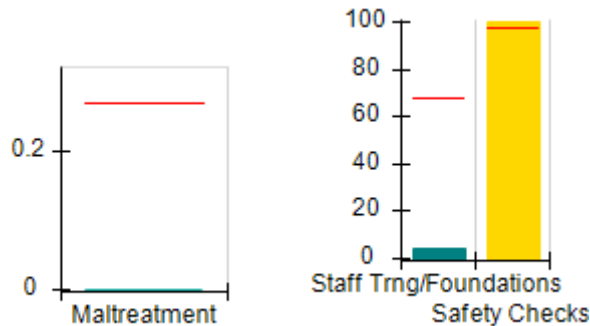
Overall Score (%)



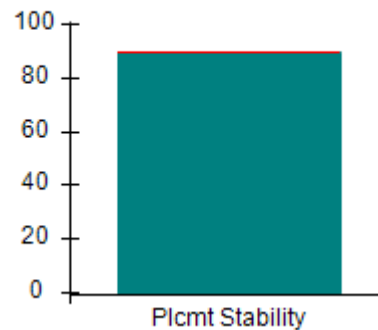
OPM Monitoring Reviews (%)



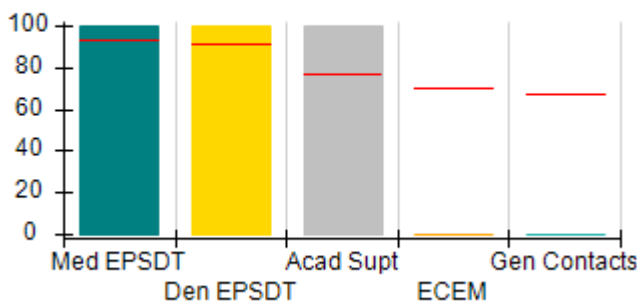
Safety Outcomes (%)



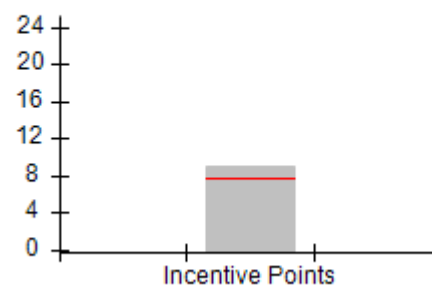
Permanency Outcomes (%)



Well-Being Outcomes (%)



Incentives Earned (Points)





DHS, DFCS, Office of Provider Management
Performance-Based Placement Measures
RBWO Provider GA+SCORECARD - CCI
 Report Quarter: Q4 FY2018



Provider/Program Name: Deloach Group Home - (619) - CCI				
282 Anchor Rd., Ludowici, GA 31316 Phone: 912-545-9458 Vendor ID# 35304		Quarterly Scores (Grades)		Current Quarter Score (Grade)
		Q1: 104.24 (A+)	Q2: 104.55 (A+)	86.08% (B)
		Q3: 104.37 (A+)	Q4: 86.08 (B)	
Program Census Information:		# Children in Care During Quarter: 20	# Placements During Quarter: 20	# Children in Care On Last Day: 15
	Avg Performance All CCIs (%)	Provider Performance (%)*	Possible Points (Weight)	Provider Points Earned
OPM Monitoring Reviews				
Annual Comprehensive Reviews	88%	90%	25	22.58
Safety Reviews	94%	99%	15	14.91
Monitoring Sub-Total			40	37.48
CCI Safety Outcomes				
Incidence of Maltreatment	0.27%	No Substantiated Reports	10	10.00
Staff Training/Foundations	68%	4%	5	0.20
Staff Safety Checks	98%	100%	5	5.00
Safety Sub-Total			20	15.20
CCI Permanency Outcomes				
Placement Stability	90%	90%	15	13.50
Permanency Sub-Total			15	13.50
CCI Well-Being Outcomes				
EPSDT Medical Visits	93%	100%	4	4.00
EPSDT Dental Visits	91%	100%	4	4.00
Academic Supports	76%	100%	3	3.00
Provider ECEM Visits	70%	0%	7	0.00
Provider General Contacts	67%	0%	7	0.00
Placements with Siblings	37%	Not Eligible	Not Scored	Not Scored
Placements within Legal County	14%	0%	Not Scored	Not Scored
Well-Being Sub-Total			25	11.00
*Performance calculation descriptions can be found in the FY 2018 RBWO PBP Measurements and Standards Guide.				

Monitoring & Outcomes: Possible Points = 100	Points Earned = 77.18
Score Before Incentives Credit	77.18%
Incentives Awarded	8.90 pts
PBP Verification	N/A pts
Total Score	86.08%



DHS, DFCS, Office of Provider Management
Performance-Based Placement Measures
RBWO Provider GA+SCORECARD - CCI
Report Quarter: Q4 FY2018



Provider/Program Name: Deloach Group Home - (619) - CCI

Program Census Information:		# Children in Care During Quarter: 20	# Placements During Quarter: 20	# Children in Care On Last Day: 15
CCI Incentive Credits	Avg Performance All CCIs (Points)	Provider Performance (%)*	Possible Points (Weight)	Provider Points Earned
Early EPSDT Medical Visits		100%	2	2.00
Early EPSDT Dental Visits		100%	2	2.00
Permanency Contacts		18%	5	0.90
Additional Academic Supports		0%	2	0.00
Active Agency Accreditation		0%	4	0.00
Staff Clinical Licensure		0%	5	0.00
Behavior Management (threshold = 0)		100%	4	4.00
Incentives Total	7.72		24	8.90
Maximum total combined incentive credit allowed is 10 points.			Incentives Awarded	8.90

*Performance calculation descriptions can be found in the FY 2018 RBWO PBP Measurements and Standards Guide.

Child Protective Services Investigations and Dispositions

The following investigations data, which is not used for scoring but is considered significant to a provider's performance, is from Georgia SHINES and is not considered final or complete until the end of the fiscal year.

Total Reports:	0	
Number Screened In:	0	
Number Screened Out:	0	
Number Substantiated:	0	
Number Unsubstantiated:	0	
Number Active CPS Investigations:	0	



DHS, DFCS, Office of Provider Management
Performance-Based Placement Measures
RBWO Provider GA+SCORECARD - CCI
Report Quarter: Q4 FY2018



Provider/Program Name: Devereux GA Treatment Network - MAAC Plus (5134) - CCI			
1291 Stanley Road, Kennesaw, GA 30512 Phone: 678-303-5199 Vendor ID# 114150	Quarterly Scores (Grades)		Current Quarter Score (Grade)
	Q1: 99.99 (A+)	Q2: 102.08 (A+)	91.88% (A-)
	Q3: 104.16 (A+)	Q4: 91.88 (A-)	
Program Census Information:	# Children in Care During Quarter: 28	# Placements During Quarter: 28	# Children in Care On Last Day: 14
Quarterly Provider Comparisons to All CCIs			

▼ — indicates average for all CCIs





DHS, DFCS, Office of Provider Management
Performance-Based Placement Measures
RBWO Provider GA+SCORECARD - CCI
Report Quarter: Q4 FY2018



Provider/Program Name: Devereux GA Treatment Network - MAAC Plus (5134) - CCI				
1291 Stanley Road, Kennesaw, GA 30512 Phone: 678-303-5199 Vendor ID# 114150		Quarterly Scores (Grades)		Current Quarter Score (Grade)
		Q1: 99.99 (A+)	Q2: 102.08 (A+)	91.88% (A-)
		Q3: 104.16 (A+)	Q4: 91.88 (A-)	
Program Census Information:		# Children in Care During Quarter: 28	# Placements During Quarter: 28	# Children in Care On Last Day: 14
	Avg Performance All CCIs (%)	Provider Performance (%)*	Possible Points (Weight)	Provider Points Earned
OPM Monitoring Reviews				
Annual Comprehensive Reviews	88%	97%	25	24.17
Safety Reviews	94%	97%	15	14.49
Monitoring Sub-Total			40	38.66
CCI Safety Outcomes				
Incidence of Maltreatment	0.27%	No Substantiated Reports	10	10.00
Staff Training/Foundations	68%	39%	5	1.95
Staff Safety Checks	98%	100%	5	5.00
Safety Sub-Total			20	16.95
CCI Permanency Outcomes				
Placement Stability	90%	96%	15	14.40
Permanency Sub-Total			15	14.40
CCI Well-Being Outcomes				
EPSDT Medical Visits	93%	86%	4	3.44
EPSDT Dental Visits	91%	100%	4	4.00
Academic Supports	76%	100%	3	3.00
Provider ECEM Visits	70%	29%	7	2.03
Provider General Contacts	67%	30%	7	2.10
Placements with Siblings	37%	0%	Not Scored	Not Scored
Placements within Legal County	14%	10%	Not Scored	Not Scored
Well-Being Sub-Total			25	14.57
*Performance calculation descriptions can be found in the FY 2018 RBWO PBP Measurements and Standards Guide.				

Monitoring & Outcomes: Possible Points = 100	Points Earned = 84.58
Score Before Incentives Credit	84.58%
Incentives Awarded	7.30 pts
PBP Verification	N/A pts
Total Score	91.88%



DHS, DFCS, Office of Provider Management
Performance-Based Placement Measures
RBWO Provider GA+SCORECARD - CCI
Report Quarter: Q4 FY2018



Provider/Program Name: Devereux GA Treatment Network - MAAC Plus (5134) - CCI

Program Census Information:		# Children in Care During Quarter: 28	# Placements During Quarter: 28	# Children in Care On Last Day: 14
CCI Incentive Credits	Avg Performance All CCIs (Points)	Provider Performance (%)*	Possible Points (Weight)	Provider Points Earned
Early EPSDT Medical Visits		50%	2	1.00
Early EPSDT Dental Visits		100%	2	2.00
Permanency Contacts		0%	5	0.00
Additional Academic Supports		15%	2	0.30
Active Agency Accreditation		0%	4	0.00
Staff Clinical Licensure		0%	5	0.00
Behavior Management (threshold = 0)		100%	4	4.00
Incentives Total	7.72		24	7.30
Maximum total combined incentive credit allowed is 10 points.			Incentives Awarded	7.30

*Performance calculation descriptions can be found in the FY 2018 RBWO PBP Measurements and Standards Guide.

Child Protective Services Investigations and Dispositions

The following investigations data, which is not used for scoring but is considered significant to a provider's performance, is from Georgia SHINES and is not considered final or complete until the end of the fiscal year.

Total Reports:	0	
Number Screened In:	0	
Number Screened Out:	0	
Number Substantiated:	0	
Number Unsubstantiated:	0	
Number Active CPS Investigations:	0	



DHS, DFCS, Office of Provider Management
Performance-Based Placement Measures
RBWO Provider GA+SCORECARD - CCI
Report Quarter: Q4 FY2018



Provider/Program Name: Elite Residential Care Home, LLC - (5327) - CCI

25 Patch Dr., Columbus, GA 31903

Phone: 706-221-2970

Vendor ID# 155008

Program Census Information:

Children in Care During
Quarter: 12

Placements During
Quarter: 12

Children in Care On Last
Day: 5

Quarterly Scores (Grades)

**Current Quarter Score
(Grade)**

Q1: (N/A)

Q2: 99.67 (A+)

95.01%

Q3: 107.96 (A+)

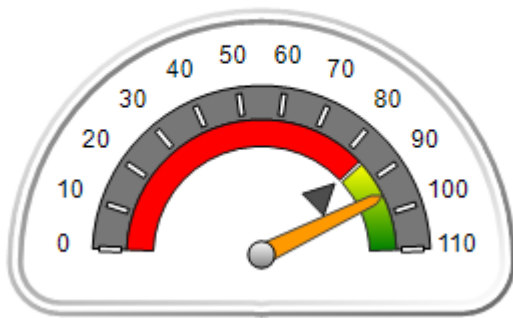
Q4: 95.01 (A)

(A)

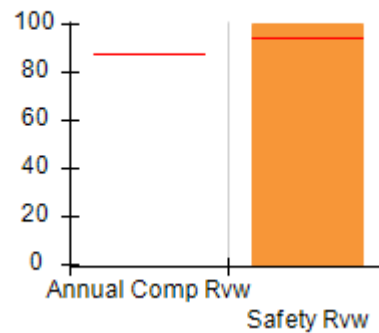
Quarterly Provider Comparisons to All CCIs

▼ — indicates average for all CCIs

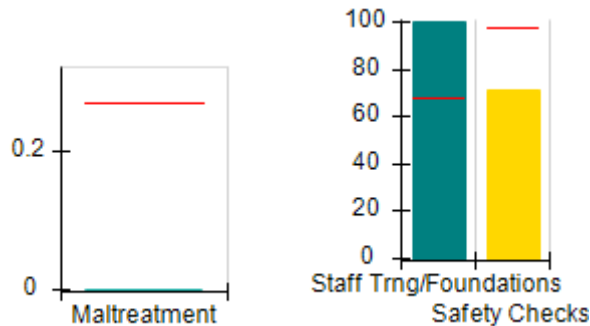
Overall Score (%)



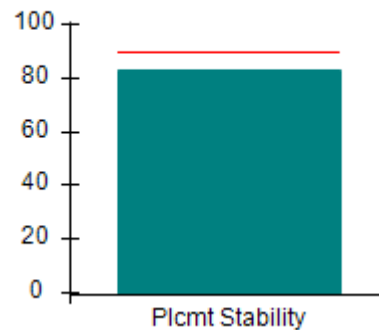
OPM Monitoring Reviews (%)



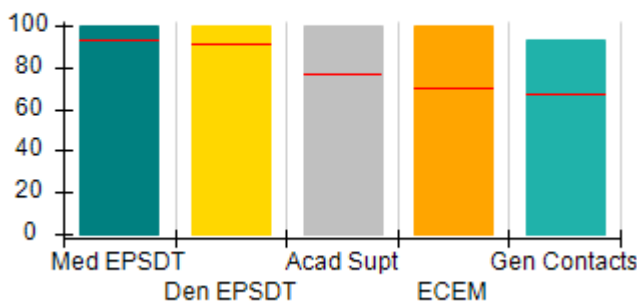
Safety Outcomes (%)



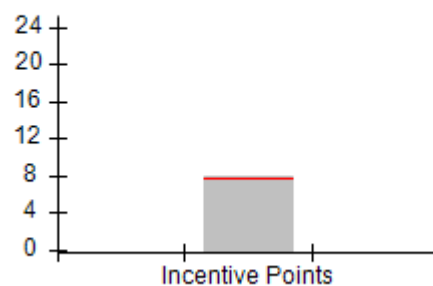
Permanency Outcomes (%)



Well-Being Outcomes (%)



Incentives Earned (Points)





DHS, DFCS, Office of Provider Management
Performance-Based Placement Measures
RBWO Provider GA+SCORECARD - CCI
 Report Quarter: Q4 FY2018



Provider/Program Name: Elite Residential Care Home, LLC - (5327) - CCI

25 Patch Dr., Columbus, GA 31903 Phone: 706-221-2970 Vendor ID# 155008	Quarterly Scores (Grades)		Current Quarter Score (Grade)
	Q1: (N/A)	Q2: 99.67 (A+)	95.01% (A)
	Q3: 107.96 (A+)	Q4: 95.01 (A)	

Program Census Information:	# Children in Care During Quarter: 12	# Placements During Quarter: 12	# Children in Care On Last Day: 5
-----------------------------	---------------------------------------	---------------------------------	-----------------------------------

	Avg Performance All CCIs (%)	Provider Performance (%)*	Possible Points (Weight)	Provider Points Earned
--	------------------------------	---------------------------	--------------------------	------------------------

OPM Monitoring Reviews

Annual Comprehensive Reviews	88%	Not Yet Conducted		
Safety Reviews	94%	100%	15	15.00
Monitoring Sub-Total			15	15.00

CCI Safety Outcomes

Incidence of Maltreatment	0.27%	No Substantiated Reports	10	10.00
Staff Training/Foundations	68%	100%	5	5.00
Staff Safety Checks	98%	71%	5	3.55
Safety Sub-Total			20	18.55

CCI Permanency Outcomes

Placement Stability	90%	83%	15	12.45
Permanency Sub-Total			15	12.45

CCI Well-Being Outcomes

EPSDT Medical Visits	93%	100%	4	4.00
EPSDT Dental Visits	91%	100%	4	4.00
Academic Supports	76%	100%	3	3.00
Provider ECEM Visits	70%	100%	7	7.00
Provider General Contacts	67%	93%	7	6.51
Placements with Siblings	37%	0%	Not Scored	Not Scored
Placements within Legal County	14%	14%	Not Scored	Not Scored
Well-Being Sub-Total			25	24.51

*Performance calculation descriptions can be found in the FY 2018 RBWO PBP Measurements and Standards Guide.

Monitoring & Outcomes: Possible Points = 75	Points Earned = 70.51
Score Before Incentives Credit	94.01%
Incentives Awarded	8.00 pts
PBP Verification	-7.00 pts
Total Score	95.01%



DHS, DFCS, Office of Provider Management
Performance-Based Placement Measures
RBWO Provider GA+SCORECARD - CCI
Report Quarter: Q4 FY2018



Provider/Program Name: Elite Residential Care Home, LLC - (5327) - CCI

Program Census Information:		# Children in Care During Quarter: 12	# Placements During Quarter: 12	# Children in Care On Last Day: 5
CCI Incentive Credits	Avg Performance All CCIs (Points)	Provider Performance (%)*	Possible Points (Weight)	Provider Points Earned
Early EPSDT Medical Visits		100%	2	2.00
Early EPSDT Dental Visits		Not Eligible	2	
Permanency Contacts		None Planned	5	
Additional Academic Supports		100%	2	2.00
Active Agency Accreditation		0%	4	0.00
Staff Clinical Licensure		0%	5	0.00
Behavior Management (threshold = 0)		100%	4	4.00
Incentives Total	7.72		24	8.00
Maximum total combined incentive credit allowed is 10 points.			Incentives Awarded	8.00

*Performance calculation descriptions can be found in the FY 2018 RBWO PBP Measurements and Standards Guide.

Child Protective Services Investigations and Dispositions

The following investigations data, which is not used for scoring but is considered significant to a provider's performance, is from Georgia SHINES and is not considered final or complete until the end of the fiscal year.

Total Reports:	0	
Number Screened In:	0	
Number Screened Out:	0	
Number Substantiated:	0	
Number Unsubstantiated:	0	
Number Active CPS Investigations:	0	



DHS, DFCS, Office of Provider Management
Performance-Based Placement Measures
RBWO Provider GA+SCORECARD - CCI
Report Quarter: Q4 FY2018



Provider/Program Name: Elks Aidmore Children's Center - (628) - CCI

2394 Morrison Rd., Conyers, GA 30094

Phone: 770-483-3535

Vendor ID# 35321

Quarterly Scores (Grades)

Q1: 103.51 (A+)

Q2: 105.46 (A+)

Q3: 107.29 (A+)

Q4: 100.85 (A+)

Current Quarter Score (Grade)

100.85%

(A+)

Program Census Information:

Children in Care During
Quarter: 20

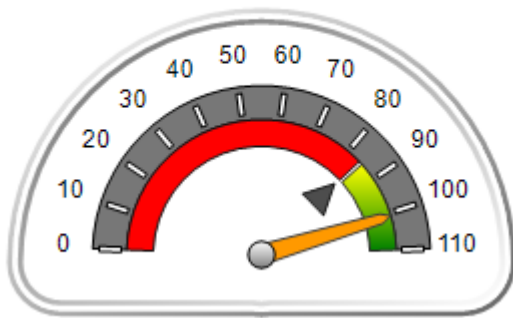
Placements During
Quarter: 20

Children in Care On Last
Day: 12

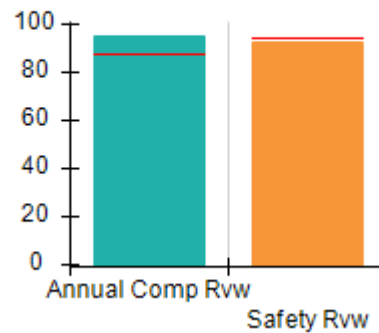
Quarterly Provider Comparisons to All CCIs

▼ — indicates average for all CCIs

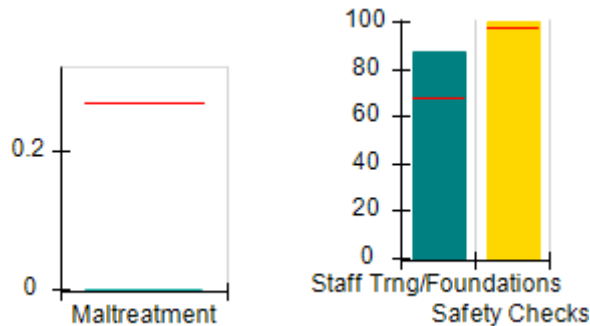
Overall Score (%)



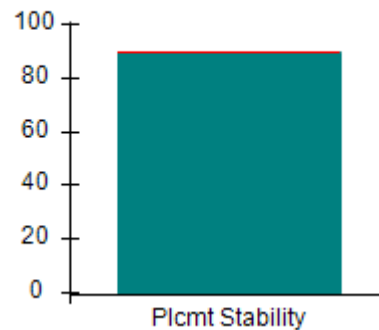
OPM Monitoring Reviews (%)



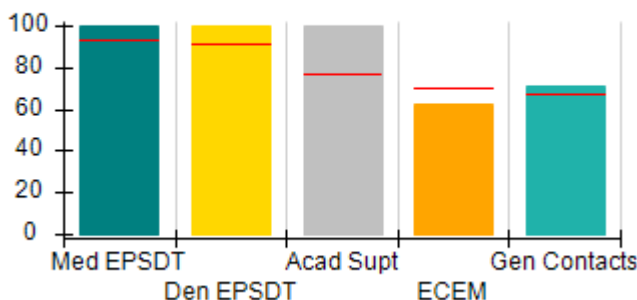
Safety Outcomes (%)



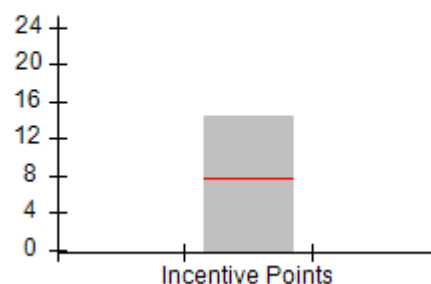
Permanency Outcomes (%)



Well-Being Outcomes (%)



Incentives Earned (Points)





DHS, DFCS, Office of Provider Management
Performance-Based Placement Measures
RBWO Provider GA+SCORECARD - CCI
Report Quarter: Q4 FY2018



Provider/Program Name: Elks Aidmore Children's Center - (628) - CCI				
2394 Morrison Rd., Conyers, GA 30094 Phone: 770-483-3535 Vendor ID# 35321		Quarterly Scores (Grades)		Current Quarter Score (Grade)
		Q1: 103.51 (A+)	Q2: 105.46 (A+)	100.85% (A+)
		Q3: 107.29 (A+)	Q4: 100.85 (A+)	
Program Census Information:		# Children in Care During Quarter: 20	# Placements During Quarter: 20	# Children in Care On Last Day: 12
	Avg Performance All CCIs (%)	Provider Performance (%)*	Possible Points (Weight)	Provider Points Earned
OPM Monitoring Reviews				
Annual Comprehensive Reviews	88%	95%	25	23.83
Safety Reviews	94%	92%	15	13.86
Monitoring Sub-Total			40	37.69
CCI Safety Outcomes				
Incidence of Maltreatment	0.27%	No Substantiated Reports	10	10.00
Staff Training/Foundations	68%	87%	5	4.35
Staff Safety Checks	98%	100%	5	5.00
Safety Sub-Total			20	19.35
CCI Permanency Outcomes				
Placement Stability	90%	90%	15	13.50
Permanency Sub-Total			15	13.50
CCI Well-Being Outcomes				
EPSDT Medical Visits	93%	100%	4	4.00
EPSDT Dental Visits	91%	100%	4	4.00
Academic Supports	76%	100%	3	3.00
Provider ECEM Visits	70%	62%	7	4.34
Provider General Contacts	67%	71%	7	4.97
Placements with Siblings	37%	0%	Not Scored	Not Scored
Placements within Legal County	14%	9%	Not Scored	Not Scored
Well-Being Sub-Total			25	20.31
*Performance calculation descriptions can be found in the FY 2018 RBWO PBP Measurements and Standards Guide.				

Monitoring & Outcomes: Possible Points = 100		Points Earned = 90.85	
Score Before Incentives Credit		90.85%	
Incentives Awarded		10.00 pts	
PBP Verification		N/A pts	
Total Score		100.85%	



DHS, DFCS, Office of Provider Management
Performance-Based Placement Measures
RBWO Provider GA+SCORECARD - CCI
Report Quarter: Q4 FY2018



Provider/Program Name: Elks Aidmore Children's Center - (628) - CCI

Program Census Information:		# Children in Care During Quarter: 20	# Placements During Quarter: 20	# Children in Care On Last Day: 12
CCI Incentive Credits	Avg Performance All CCIs (Points)	Provider Performance (%)*	Possible Points (Weight)	Provider Points Earned
Early EPSDT Medical Visits		100%	2	2.00
Early EPSDT Dental Visits		100%	2	2.00
Permanency Contacts		50%	5	2.50
Additional Academic Supports		73%	2	1.46
Active Agency Accreditation		50%	4	2.00
Staff Clinical Licensure		10%	5	0.50
Behavior Management (threshold = 0)		100%	4	4.00
Incentives Total	7.72		24	14.46
Maximum total combined incentive credit allowed is 10 points.			Incentives Awarded	10.00

*Performance calculation descriptions can be found in the FY 2018 RBWO PBP Measurements and Standards Guide.

Child Protective Services Investigations and Dispositions

The following investigations data, which is not used for scoring but is considered significant to a provider's performance, is from Georgia SHINES and is not considered final or complete until the end of the fiscal year.

Total Reports:	2	
Number Screened In:	0	
Number Screened Out:	2	
Number Substantiated:	0	
Number Unsubstantiated:	0	
Number Active CPS Investigations:	0	



DHS, DFCS, Office of Provider Management
Performance-Based Placement Measures
RBWO Provider GA+SCORECARD - CCI
Report Quarter: Q4 FY2018



Provider/Program Name: Embracing Arms - (944) - CCI

1673 Hearthstone Court, Jonesboro, GA 30236

Phone: 770-389-9886

Vendor ID# 35323

Quarterly Scores (Grades)

Q1: 93.83 (A-)

Q2: 101.95 (A+)

Q3: 96.21 (A)

Q4: 86.08 (B)

Current Quarter Score (Grade)

86.08%

(B)

Program Census Information:

Children in Care During
Quarter: 8

Placements During
Quarter: 8

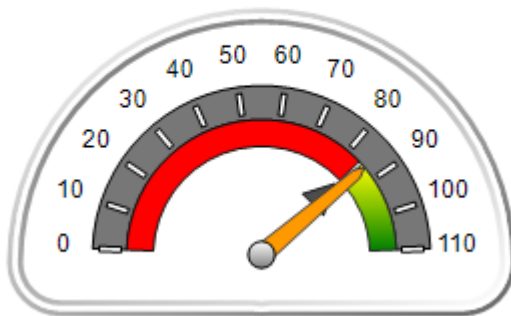
Children in Care On Last
Day: 5

Quarterly Provider Comparisons to All CCIs

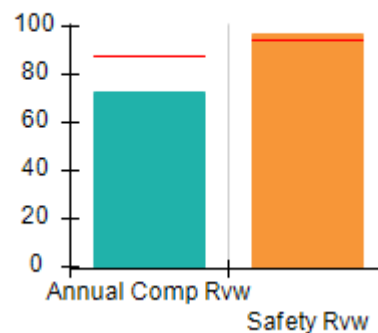


indicates average for all CCIs

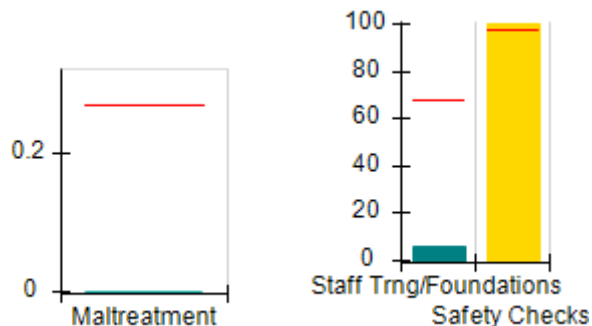
Overall Score (%)



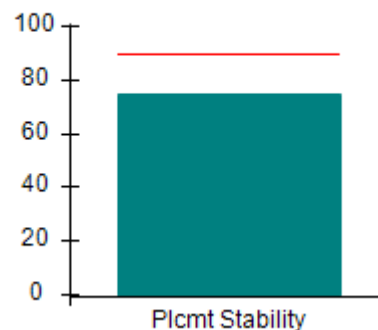
OPM Monitoring Reviews (%)



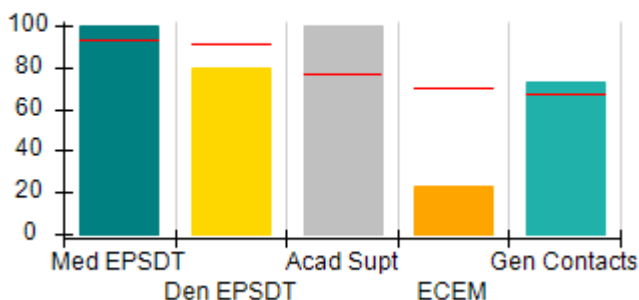
Safety Outcomes (%)



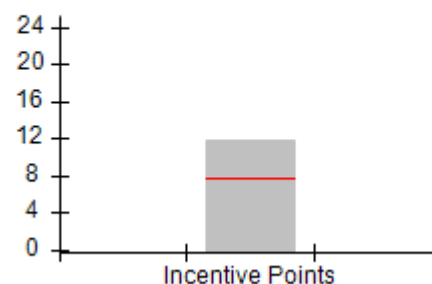
Permanency Outcomes (%)



Well-Being Outcomes (%)



Incentives Earned (Points)





DHS, DFCS, Office of Provider Management
Performance-Based Placement Measures
RBWO Provider GA+SCORECARD - CCI
 Report Quarter: Q4 FY2018



Provider/Program Name: Embracing Arms - (944) - CCI				
1673 Hearthstone Court, Jonesboro, GA 30236 Phone: 770-389-9886 Vendor ID# 35323		Quarterly Scores (Grades)		Current Quarter Score (Grade)
		Q1: 93.83 (A-)	Q2: 101.95 (A+)	86.08% (B)
		Q3: 96.21 (A)	Q4: 86.08 (B)	
Program Census Information:		# Children in Care During Quarter: 8	# Placements During Quarter: 8	# Children in Care On Last Day: 5
	Avg Performance All CCIs (%)	Provider Performance (%)*	Possible Points (Weight)	Provider Points Earned
OPM Monitoring Reviews				
Annual Comprehensive Reviews	88%	72%	25	18.11
Safety Reviews	94%	97%	15	14.51
Monitoring Sub-Total			40	32.61
CCI Safety Outcomes				
Incidence of Maltreatment	0.27%	No Substantiated Reports	10	10.00
Staff Training/Foundations	68%	6%	5	0.30
Staff Safety Checks	98%	100%	5	5.00
Safety Sub-Total			20	15.30
CCI Permanency Outcomes				
Placement Stability	90%	75%	15	11.25
Permanency Sub-Total			15	11.25
CCI Well-Being Outcomes				
EPSDT Medical Visits	93%	100%	4	4.00
EPSDT Dental Visits	91%	80%	4	3.20
Academic Supports	76%	100%	3	3.00
Provider ECEM Visits	70%	23%	7	1.61
Provider General Contacts	67%	73%	7	5.11
Placements with Siblings	37%	Not Eligible	Not Scored	Not Scored
Placements within Legal County	14%	0%	Not Scored	Not Scored
Well-Being Sub-Total			25	16.92
*Performance calculation descriptions can be found in the FY 2018 RBWO PBP Measurements and Standards Guide.				

Monitoring & Outcomes: Possible Points = 100		Points Earned = 76.08	
Score Before Incentives Credit		76.08%	
Incentives Awarded		10.00 pts	
PBP Verification		N/A pts	
Total Score		86.08%	



DHS, DFCS, Office of Provider Management
Performance-Based Placement Measures
RBWO Provider GA+SCORECARD - CCI
Report Quarter: Q4 FY2018



Provider/Program Name: Embracing Arms - (944) - CCI

Program Census Information:		# Children in Care During Quarter: 8	# Placements During Quarter: 8	# Children in Care On Last Day: 5
CCI Incentive Credits	Avg Performance All CCIs (Points)	Provider Performance (%)*	Possible Points (Weight)	Provider Points Earned
Early EPSDT Medical Visits		100%	2	2.00
Early EPSDT Dental Visits		67%	2	1.34
Permanency Contacts		0%	5	0.00
Additional Academic Supports		100%	2	2.00
Active Agency Accreditation		50%	4	2.00
Staff Clinical Licensure		10%	5	0.50
Behavior Management (threshold = 0)		100%	4	4.00
Incentives Total	7.72		24	11.84
Maximum total combined incentive credit allowed is 10 points.			Incentives Awarded	10.00

*Performance calculation descriptions can be found in the FY 2018 RBWO PBP Measurements and Standards Guide.

Child Protective Services Investigations and Dispositions

The following investigations data, which is not used for scoring but is considered significant to a provider's performance, is from Georgia SHINES and is not considered final or complete until the end of the fiscal year.

Total Reports:	0	
Number Screened In:	0	
Number Screened Out:	0	
Number Substantiated:	0	
Number Unsubstantiated:	1	
Number Active CPS Investigations:	-1	



DHS, DFCS, Office of Provider Management
Performance-Based Placement Measures
RBWO Provider GA+SCORECARD - CCI
Report Quarter: Q4 FY2018



Provider/Program Name: Embracing Arms - Jackson (5194) - CCI

168 Evans Road, Jackson, GA 30233

Phone: 770-389-9886

Vendor ID# 125398

Quarterly Scores (Grades)

Current Quarter Score (Grade)

Q1: 98.12 (A+)

Q2: 98.24 (A+)

94.50%

Q3: 104.26 (A+)

Q4: 94.50 (A)

(A)

Program Census Information:

Children in Care During Quarter: 10

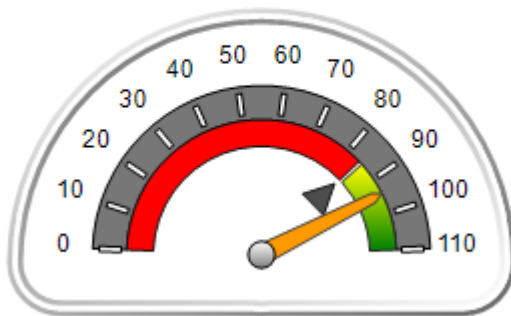
Placements During Quarter: 10

Children in Care On Last Day: 5

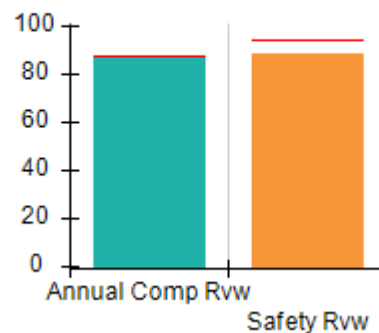
Quarterly Provider Comparisons to All CCIs

▼ — indicates average for all CCIs

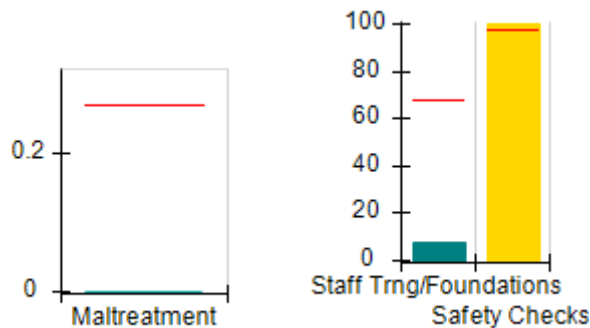
Overall Score (%)



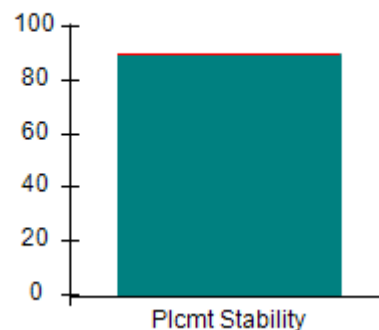
OPM Monitoring Reviews (%)



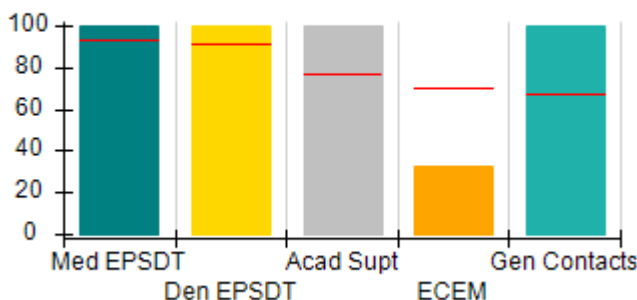
Safety Outcomes (%)



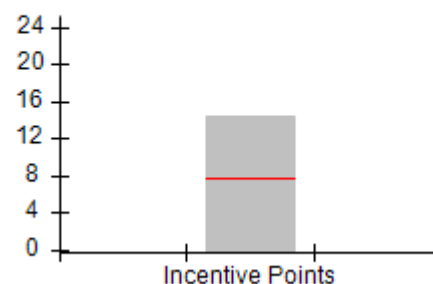
Permanency Outcomes (%)



Well-Being Outcomes (%)



Incentives Earned (Points)





DHS, DFCS, Office of Provider Management
Performance-Based Placement Measures
RBWO Provider GA+SCORECARD - CCI
 Report Quarter: Q4 FY2018



Provider/Program Name: Embracing Arms - Jackson (5194) - CCI

168 Evans Road, Jackson, GA 30233 Phone: 770-389-9886 Vendor ID# 125398	Quarterly Scores (Grades)		Current Quarter Score (Grade)
	Q1: 98.12 (A+)	Q2: 98.24 (A+)	94.50% (A)
	Q3: 104.26 (A+)	Q4: 94.50 (A)	

Program Census Information:	# Children in Care During Quarter: 10	# Placements During Quarter: 10	# Children in Care On Last Day: 5
-----------------------------	---------------------------------------	---------------------------------	-----------------------------------

	Avg Performance All CCIs (%)	Provider Performance (%)*	Possible Points (Weight)	Provider Points Earned
--	------------------------------	---------------------------	--------------------------	------------------------

OPM Monitoring Reviews

Annual Comprehensive Reviews	88%	88%	25	21.97
Safety Reviews	94%	89%	15	13.32
Monitoring Sub-Total			40	35.29

CCI Safety Outcomes

Incidence of Maltreatment	0.27%	No Substantiated Reports	10	10.00
Staff Training/Foundations	68%	8%	5	0.40
Staff Safety Checks	98%	100%	5	5.00
Safety Sub-Total			20	15.40

CCI Permanency Outcomes

Placement Stability	90%	90%	15	13.50
Permanency Sub-Total			15	13.50

CCI Well-Being Outcomes

EPSDT Medical Visits	93%	100%	4	4.00
EPSDT Dental Visits	91%	100%	4	4.00
Academic Supports	76%	100%	3	3.00
Provider ECEM Visits	70%	33%	7	2.31
Provider General Contacts	67%	100%	7	7.00
Placements with Siblings	37%	Not Eligible	Not Scored	Not Scored
Placements within Legal County	14%	0%	Not Scored	Not Scored
Well-Being Sub-Total			25	20.31

*Performance calculation descriptions can be found in the FY 2018 RBWO PBP Measurements and Standards Guide.

Monitoring & Outcomes: Possible Points = 100	Points Earned = 84.50
Score Before Incentives Credit	84.50%
Incentives Awarded	10.00 pts
PBP Verification	N/A pts
Total Score	94.50%



DHS, DFCS, Office of Provider Management
Performance-Based Placement Measures
RBWO Provider GA+SCORECARD - CCI
Report Quarter: Q4 FY2018



Provider/Program Name: Embracing Arms - Jackson (5194) - CCI

Program Census Information:		# Children in Care During Quarter: 10	# Placements During Quarter: 10	# Children in Care On Last Day: 5
CCI Incentive Credits	Avg Performance All CCIs (Points)	Provider Performance (%)*	Possible Points (Weight)	Provider Points Earned
Early EPSDT Medical Visits		100%	2	2.00
Early EPSDT Dental Visits		100%	2	2.00
Permanency Contacts		None Planned	5	
Additional Academic Supports		100%	2	2.00
Active Agency Accreditation		100%	4	4.00
Staff Clinical Licensure		10%	5	0.50
Behavior Management (threshold = 0)		100%	4	4.00
Incentives Total	7.72		24	14.50
Maximum total combined incentive credit allowed is 10 points.			Incentives Awarded	10.00

*Performance calculation descriptions can be found in the FY 2018 RBWO PBP Measurements and Standards Guide.

Child Protective Services Investigations and Dispositions

The following investigations data, which is not used for scoring but is considered significant to a provider's performance, is from Georgia SHINES and is not considered final or complete until the end of the fiscal year.

Total Reports:	0	
Number Screened In:	0	
Number Screened Out:	0	
Number Substantiated:	0	
Number Unsubstantiated:	0	
Number Active CPS Investigations:	0	



DHS, DFCS, Office of Provider Management
Performance-Based Placement Measures
RBWO Provider GA+SCORECARD - CCI
Report Quarter: Q4 FY2018



Provider/Program Name: Families First - College Park Boys Group Home (638) - CCI

2345 Morris Rd., College Park, GA 30349

Phone: 404-853-2867

Vendor ID# 35334

Quarterly Scores (Grades)

Q1: 93.22 (A-)

Q2: 97.12 (A+)

Q3: 96.58 (A)

Q4: 91.08 (A-)

Current Quarter Score (Grade)

91.08%

(A-)

Program Census Information:

Children in Care During Quarter: 6

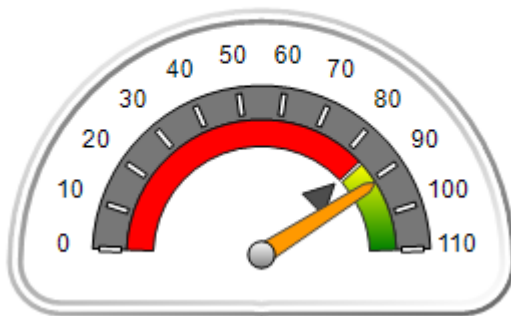
Placements During Quarter: 7

Children in Care On Last Day: 4

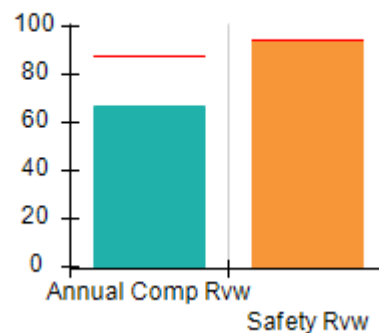
Quarterly Provider Comparisons to All CCIs

▼ — indicates average for all CCIs

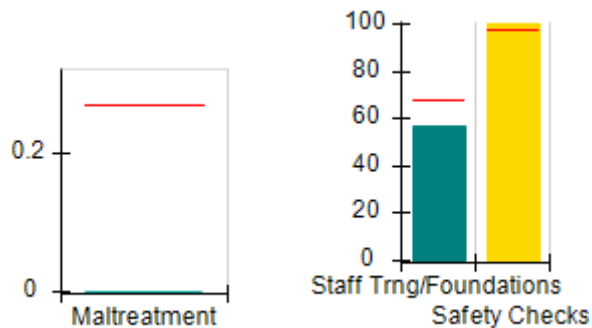
Overall Score (%)



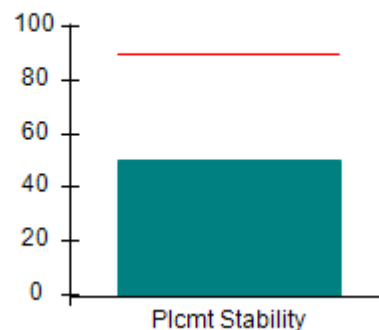
OPM Monitoring Reviews (%)



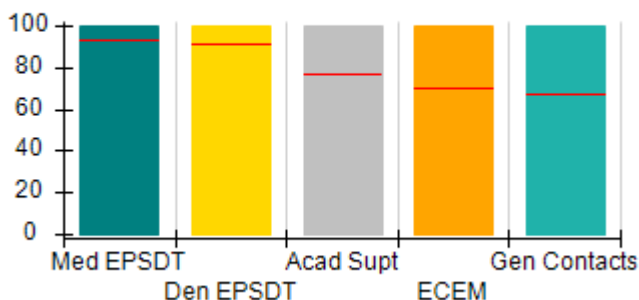
Safety Outcomes (%)



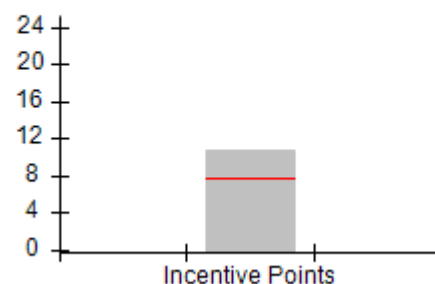
Permanency Outcomes (%)



Well-Being Outcomes (%)



Incentives Earned (Points)





DHS, DFCS, Office of Provider Management
Performance-Based Placement Measures
RBWO Provider GA+SCORECARD - CCI
 Report Quarter: Q4 FY2018



Provider/Program Name: Families First - College Park Boys Group Home (638) - CCI				
2345 Morris Rd., College Park, GA 30349 Phone: 404-853-2867 Vendor ID# 35334		Quarterly Scores (Grades)		Current Quarter Score (Grade)
		Q1: 93.22 (A-)	Q2: 97.12 (A+)	91.08% (A-)
		Q3: 96.58 (A)	Q4: 91.08 (A-)	
Program Census Information:		# Children in Care During Quarter: 6	# Placements During Quarter: 7	# Children in Care On Last Day: 4
	Avg Performance All CCIs (%)	Provider Performance (%)*	Possible Points (Weight)	Provider Points Earned
OPM Monitoring Reviews				
Annual Comprehensive Reviews	88%	66%	25	16.58
Safety Reviews	94%	94%	15	14.15
Monitoring Sub-Total			40	30.73
CCI Safety Outcomes				
Incidence of Maltreatment	0.27%	No Substantiated Reports	10	10.00
Staff Training/Foundations	68%	57%	5	2.85
Staff Safety Checks	98%	100%	5	5.00
Safety Sub-Total			20	17.85
CCI Permanency Outcomes				
Placement Stability	90%	50%	15	7.50
Permanency Sub-Total			15	7.50
CCI Well-Being Outcomes				
EPSDT Medical Visits	93%	100%	4	4.00
EPSDT Dental Visits	91%	100%	4	4.00
Academic Supports	76%	100%	3	3.00
Provider ECEM Visits	70%	100%	7	7.00
Provider General Contacts	67%	100%	7	7.00
Placements with Siblings	37%	0%	Not Scored	Not Scored
Placements within Legal County	14%	100%	Not Scored	Not Scored
Well-Being Sub-Total			25	25.00
*Performance calculation descriptions can be found in the FY 2018 RBWO PBP Measurements and Standards Guide.				

Monitoring & Outcomes: Possible Points = 100	Points Earned = 81.08
Score Before Incentives Credit	81.08%
Incentives Awarded	10.00 pts
PBP Verification	0.00 pts
Total Score	91.08%



DHS, DFCS, Office of Provider Management
Performance-Based Placement Measures
RBWO Provider GA+SCORECARD - CCI
Report Quarter: Q4 FY2018



Provider/Program Name: Families First - College Park Boys Group Home (638) - CCI

Program Census Information:		# Children in Care During Quarter: 6	# Placements During Quarter: 7	# Children in Care On Last Day: 4
CCI Incentive Credits	Avg Performance All CCIs (Points)	Provider Performance (%)*	Possible Points (Weight)	Provider Points Earned
Early EPSDT Medical Visits		100%	2	2.00
Early EPSDT Dental Visits		100%	2	2.00
Permanency Contacts		None Planned	5	
Additional Academic Supports		33%	2	0.66
Active Agency Accreditation		50%	4	2.00
Staff Clinical Licensure		0%	5	0.00
Behavior Management (threshold = 0)		100%	4	4.00
Incentives Total	7.72		24	10.66
Maximum total combined incentive credit allowed is 10 points.			Incentives Awarded	10.00

*Performance calculation descriptions can be found in the FY 2018 RBWO PBP Measurements and Standards Guide.

Child Protective Services Investigations and Dispositions

The following investigations data, which is not used for scoring but is considered significant to a provider's performance, is from Georgia SHINES and is not considered final or complete until the end of the fiscal year.

Total Reports:	0	
Number Screened In:	0	
Number Screened Out:	0	
Number Substantiated:	0	
Number Unsubstantiated:	0	
Number Active CPS Investigations:	0	



DHS, DFCS, Office of Provider Management
Performance-Based Placement Measures
RBWO Provider GA+SCORECARD - CCI
Report Quarter: Q4 FY2018



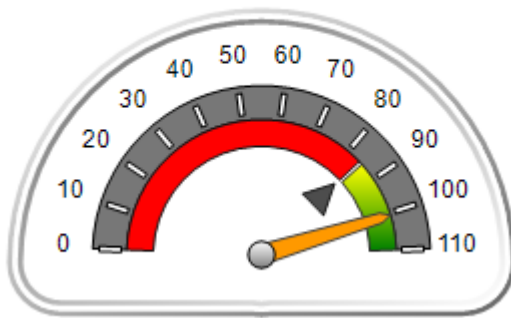
Provider/Program Name: Families First - Gwindale Girls Group Home (640) - CCI

2176 Ridgedale Dr., Grayson, GA 30817 Phone: 404-853-2867 Vendor ID# 35336	Quarterly Scores (Grades)		Current Quarter Score (Grade)
	Q1: 105.39 (A+)	Q2: 104.71 (A+)	100.61% (A+)
	Q3: 105.33 (A+)	Q4: 100.61 (A+)	
Program Census Information:	# Children in Care During Quarter: 8	# Placements During Quarter: 8	# Children in Care On Last Day: 6

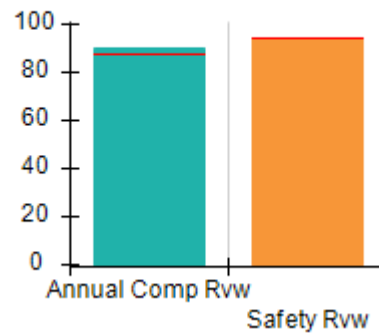
Quarterly Provider Comparisons to All CCIs

▼ — indicates average for all CCIs

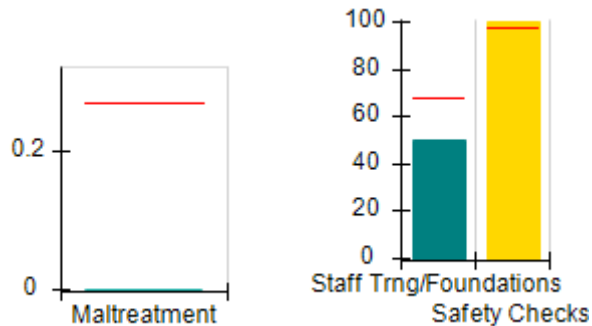
Overall Score (%)



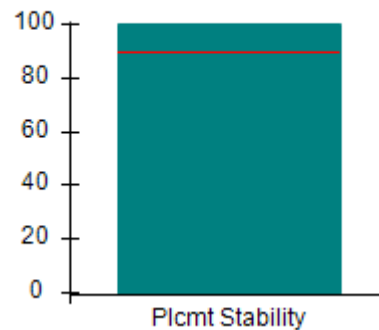
OPM Monitoring Reviews (%)



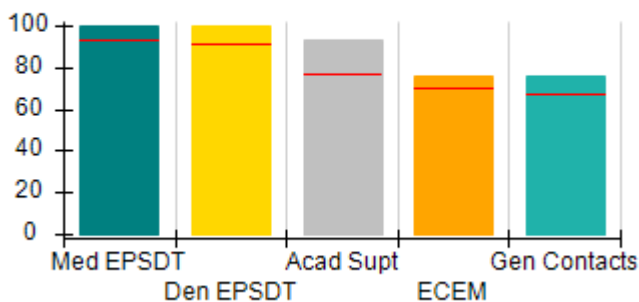
Safety Outcomes (%)



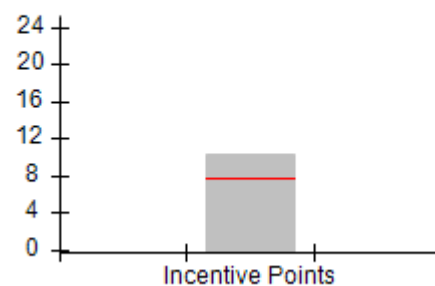
Permanency Outcomes (%)



Well-Being Outcomes (%)



Incentives Earned (Points)





DHS, DFCS, Office of Provider Management
Performance-Based Placement Measures
RBWO Provider GA+SCORECARD - CCI
 Report Quarter: Q4 FY2018



Provider/Program Name: Families First - Gwindale Girls Group Home (640) - CCI				
2176 Ridgedale Dr., Grayson, GA 30817		Quarterly Scores (Grades)		Current Quarter Score (Grade)
Phone: 404-853-2867		Q1: 105.39 (A+)	Q2: 104.71 (A+)	100.61% (A+)
Vendor ID# 35336		Q3: 105.33 (A+)	Q4: 100.61 (A+)	
Program Census Information:		# Children in Care During Quarter: 8	# Placements During Quarter: 8	# Children in Care On Last Day: 6
	Avg Performance All CCIs (%)	Provider Performance (%)*	Possible Points (Weight)	Provider Points Earned
OPM Monitoring Reviews				
Annual Comprehensive Reviews	88%	90%	25	22.48
Safety Reviews	94%	95%	15	14.20
Monitoring Sub-Total			40	36.68
CCI Safety Outcomes				
Incidence of Maltreatment	0.27%	No Substantiated Reports	10	10.00
Staff Training/Foundations	68%	50%	5	2.50
Staff Safety Checks	98%	100%	5	5.00
Safety Sub-Total			20	17.50
CCI Permanency Outcomes				
Placement Stability	90%	100%	15	15.00
Permanency Sub-Total			15	15.00
CCI Well-Being Outcomes				
EPSDT Medical Visits	93%	100%	4	4.00
EPSDT Dental Visits	91%	100%	4	4.00
Academic Supports	76%	93%	3	2.79
Provider ECEM Visits	70%	76%	7	5.32
Provider General Contacts	67%	76%	7	5.32
Placements with Siblings	37%	100%	Not Scored	Not Scored
Placements within Legal County	14%	67%	Not Scored	Not Scored
Well-Being Sub-Total			25	21.43
*Performance calculation descriptions can be found in the FY 2018 RBWO PBP Measurements and Standards Guide.				

Monitoring & Outcomes: Possible Points = 100	Points Earned = 90.61
Score Before Incentives Credit	90.61%
Incentives Awarded	10.00 pts
PBP Verification	0.00 pts
Total Score	100.61%



DHS, DFCS, Office of Provider Management
Performance-Based Placement Measures
RBWO Provider GA+SCORECARD - CCI
Report Quarter: Q4 FY2018



Provider/Program Name: Families First - Gwindale Girls Group Home (640) - CCI

Program Census Information:		# Children in Care During Quarter: 8	# Placements During Quarter: 8	# Children in Care On Last Day: 6
CCI Incentive Credits	Avg Performance All CCIs (Points)	Provider Performance (%)*	Possible Points (Weight)	Provider Points Earned
Early EPSDT Medical Visits		100%	2	2.00
Early EPSDT Dental Visits		100%	2	2.00
Permanency Contacts		None Planned	5	
Additional Academic Supports		20%	2	0.40
Active Agency Accreditation		50%	4	2.00
Staff Clinical Licensure		0%	5	0.00
Behavior Management (threshold = 0)		100%	4	4.00
Incentives Total	7.72		24	10.40
Maximum total combined incentive credit allowed is 10 points.			Incentives Awarded	10.00

*Performance calculation descriptions can be found in the FY 2018 RBWO PBP Measurements and Standards Guide.

Child Protective Services Investigations and Dispositions

The following investigations data, which is not used for scoring but is considered significant to a provider's performance, is from Georgia SHINES and is not considered final or complete until the end of the fiscal year.

Total Reports:	0	
Number Screened In:	0	
Number Screened Out:	0	
Number Substantiated:	0	
Number Unsubstantiated:	0	
Number Active CPS Investigations:	0	



DHS, DFCS, Office of Provider Management

Performance-Based Placement Measures

RBWO Provider GA+SCORECARD - CCI

Report Quarter: Q4 FY2018



Provider/Program Name: Families First - Maternity/Second Chance Home (642) - CCI

2625 Jerome Rd., College Park, GA 30349

Phone: 404-853-2877

Vendor ID# 35339

Quarterly Scores (Grades)

Q1: 92.04 (A-)

Q2: 100.92 (A+)

Q3: 100.64 (A+)

Q4: 83.35 (B-)

Current Quarter Score (Grade)

83.35%

(B-)

Program Census Information:

Children in Care During Quarter: 6

Placements During Quarter: 6

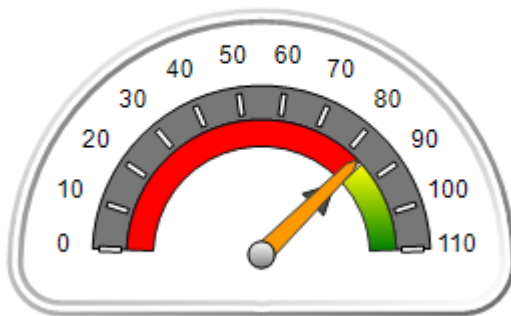
Children in Care On Last Day: 4

Quarterly Provider Comparisons to All CCIs

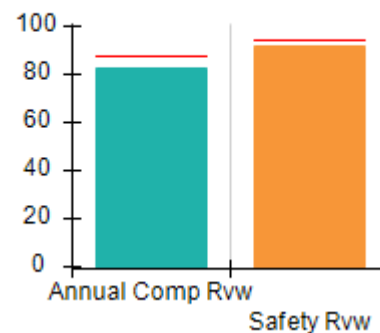


indicates average for all CCIs

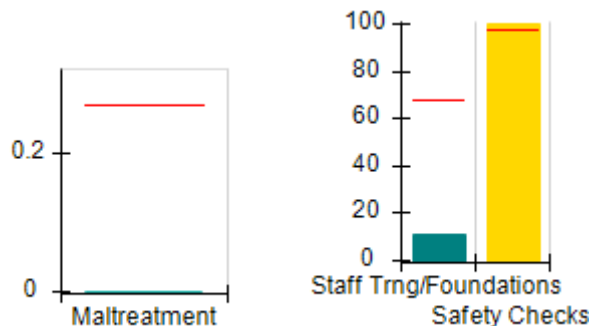
Overall Score (%)



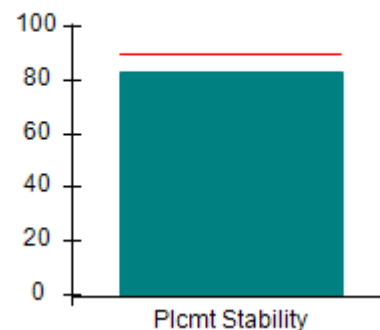
OPM Monitoring Reviews (%)



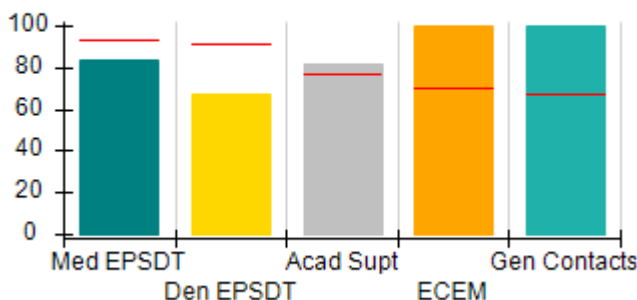
Safety Outcomes (%)



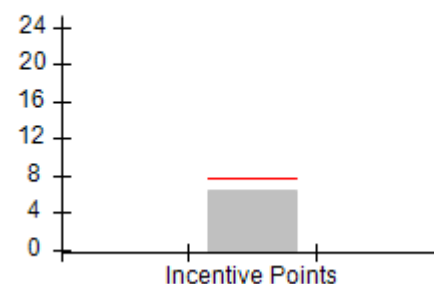
Permanency Outcomes (%)



Well-Being Outcomes (%)



Incentives Earned (Points)





DHS, DFCS, Office of Provider Management
Performance-Based Placement Measures
RBWO Provider GA+SCORECARD - CCI
 Report Quarter: Q4 FY2018



Provider/Program Name: Families First - Maternity/Second Chance Home (642) - CCI				
2625 Jerome Rd., College Park, GA 30349 Phone: 404-853-2877 Vendor ID# 35339		Quarterly Scores (Grades)		Current Quarter Score (Grade)
		Q1: 92.04 (A-)	Q2: 100.92 (A+)	83.35% (B-)
		Q3: 100.64 (A+)	Q4: 83.35 (B-)	
Program Census Information:		# Children in Care During Quarter: 6	# Placements During Quarter: 6	# Children in Care On Last Day: 4
	Avg Performance All CCIs (%)	Provider Performance (%)*	Possible Points (Weight)	Provider Points Earned
OPM Monitoring Reviews				
Annual Comprehensive Reviews	88%	82%	25	20.61
Safety Reviews	94%	92%	15	13.78
Monitoring Sub-Total			40	34.39
CCI Safety Outcomes				
Incidence of Maltreatment	0.27%	No Substantiated Reports	10	10.00
Staff Training/Foundations	68%	11%	5	0.55
Staff Safety Checks	98%	100%	5	5.00
Safety Sub-Total			20	15.55
CCI Permanency Outcomes				
Placement Stability	90%	83%	15	12.45
Permanency Sub-Total			15	12.45
CCI Well-Being Outcomes				
EPSDT Medical Visits	93%	83%	4	3.32
EPSDT Dental Visits	91%	67%	4	2.68
Academic Supports	76%	82%	3	2.46
Provider ECEM Visits	70%	100%	7	7.00
Provider General Contacts	67%	100%	7	7.00
Placements with Siblings	37%	0%	Not Scored	Not Scored
Placements within Legal County	14%	Not Eligible	Not Scored	Not Scored
Well-Being Sub-Total			25	22.46
*Performance calculation descriptions can be found in the FY 2018 RBWO PBP Measurements and Standards Guide.				

Monitoring & Outcomes: Possible Points = 100		Points Earned = 84.85	
Score Before Incentives Credit		84.85%	
Incentives Awarded		6.50 pts	
PBP Verification		-8.00 pts	
Total Score		83.35%	



DHS, DFCS, Office of Provider Management
Performance-Based Placement Measures
RBWO Provider GA+SCORECARD - CCI
Report Quarter: Q4 FY2018



Provider/Program Name: Families First - Maternity/Second Chance Home (642) - CCI

Program Census Information:		# Children in Care During Quarter: 6	# Placements During Quarter: 6	# Children in Care On Last Day: 4
CCI Incentive Credits	Avg Performance All CCIs (Points)	Provider Performance (%)*	Possible Points (Weight)	Provider Points Earned
Early EPSDT Medical Visits		Not Eligible	2	
Early EPSDT Dental Visits		25%	2	0.50
Permanency Contacts		None Planned	5	
Additional Academic Supports		0%	2	0.00
Active Agency Accreditation		50%	4	2.00
Staff Clinical Licensure		0%	5	0.00
Behavior Management (threshold = 0)		100%	4	4.00
Incentives Total	7.72		24	6.50
Maximum total combined incentive credit allowed is 10 points.			Incentives Awarded	6.50

*Performance calculation descriptions can be found in the FY 2018 RBWO PBP Measurements and Standards Guide.

Child Protective Services Investigations and Dispositions

The following investigations data, which is not used for scoring but is considered significant to a provider's performance, is from Georgia SHINES and is not considered final or complete until the end of the fiscal year.

Total Reports:	1	
Number Screened In:	1	
Number Screened Out:	0	
Number Substantiated:	0	
Number Unsubstantiated:	1	
Number Active CPS Investigations:	0	



DHS, DFCS, Office of Provider Management
Performance-Based Placement Measures
RBWO Provider GA+SCORECARD - CCI
Report Quarter: Q4 FY2018



Provider/Program Name: Family Choices - (5153) - CCI

6345 Queens Road, Douglasville, GA 30135

Phone: 404-474-2064

Vendor ID# 54024

Quarterly Scores (Grades)

Q1: 104.62 (A+)

Q2: 105.59 (A+)

Q3: 104.55 (A+)

Q4: 99.81 (A+)

Current Quarter Score (Grade)

99.81%

(A+)

Program Census Information:

Children in Care During Quarter: 7

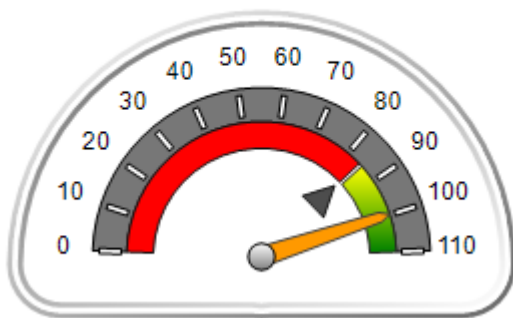
Placements During Quarter: 7

Children in Care On Last Day: 6

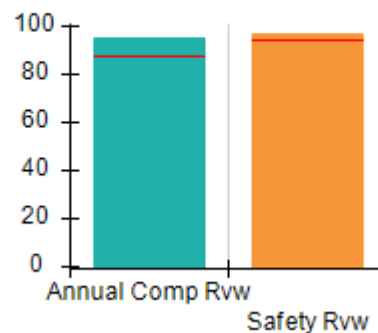
Quarterly Provider Comparisons to All CCIs

▼ — indicates average for all CCIs

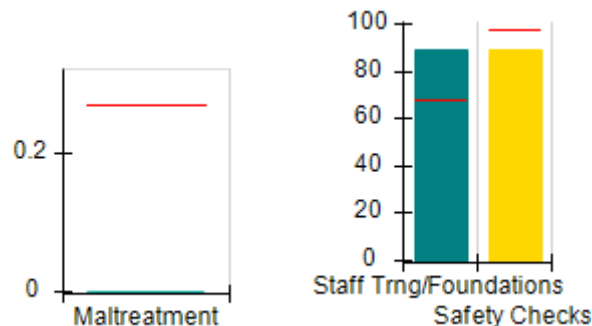
Overall Score (%)



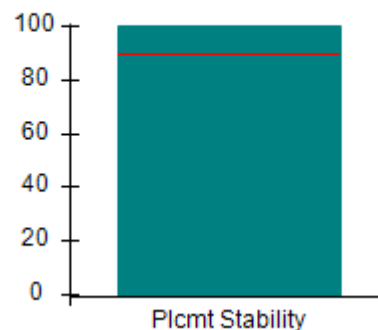
OPM Monitoring Reviews (%)



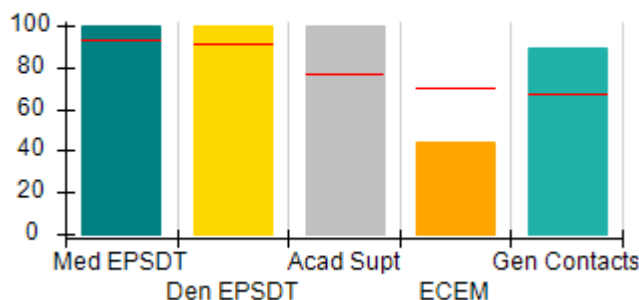
Safety Outcomes (%)



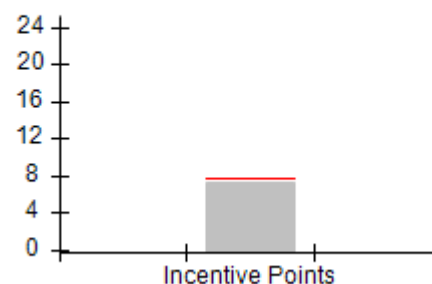
Permanency Outcomes (%)



Well-Being Outcomes (%)



Incentives Earned (Points)





DHS, DFCS, Office of Provider Management
Performance-Based Placement Measures
RBWO Provider GA+SCORECARD - CCI
 Report Quarter: Q4 FY2018



Provider/Program Name: Family Choices - (5153) - CCI

6345 Queens Road, Douglasville, GA 30135 Phone: 404-474-2064 Vendor ID# 54024	Quarterly Scores (Grades)		Current Quarter Score (Grade)
	Q1: 104.62 (A+)	Q2: 105.59 (A+)	99.81%
	Q3: 104.55 (A+)	Q4: 99.81 (A+)	(A+)

Program Census Information:	# Children in Care During Quarter: 7	# Placements During Quarter: 7	# Children in Care On Last Day: 6
-----------------------------	--------------------------------------	--------------------------------	-----------------------------------

	Avg Performance All CCIs (%)	Provider Performance (%)*	Possible Points (Weight)	Provider Points Earned
--	------------------------------	---------------------------	--------------------------	------------------------

OPM Monitoring Reviews

Annual Comprehensive Reviews	88%	95%	25	23.85
Safety Reviews	94%	97%	15	14.49
Monitoring Sub-Total			40	38.34

CCI Safety Outcomes

Incidence of Maltreatment	0.27%	No Substantiated Reports	10	10.00
Staff Training/Foundations	68%	89%	5	4.45
Staff Safety Checks	98%	89%	5	4.45
Safety Sub-Total			20	18.90

CCI Permanency Outcomes

Placement Stability	90%	100%	15	15.00
Permanency Sub-Total			15	15.00

CCI Well-Being Outcomes

EPSDT Medical Visits	93%	100%	4	4.00
EPSDT Dental Visits	91%	100%	4	4.00
Academic Supports	76%	100%	3	3.00
Provider ECEM Visits	70%	44%	7	3.08
Provider General Contacts	67%	89%	7	6.23
Placements with Siblings	37%	0%	Not Scored	Not Scored
Placements within Legal County	14%	0%	Not Scored	Not Scored
Well-Being Sub-Total			25	20.31

*Performance calculation descriptions can be found in the FY 2018 RBWO PBP Measurements and Standards Guide.

Monitoring & Outcomes: Possible Points = 100	Points Earned = 92.55
Score Before Incentives Credit	92.55%
Incentives Awarded	7.26 pts
PBP Verification	N/A pts
Total Score	99.81%



DHS, DFCS, Office of Provider Management
Performance-Based Placement Measures
RBWO Provider GA+SCORECARD - CCI
Report Quarter: Q4 FY2018



Provider/Program Name: Family Choices - (5153) - CCI

Program Census Information:		# Children in Care During Quarter: 7	# Placements During Quarter: 7	# Children in Care On Last Day: 6
CCI Incentive Credits	Avg Performance All CCIs (Points)	Provider Performance (%)*	Possible Points (Weight)	Provider Points Earned
Early EPSDT Medical Visits		0%	2	0.00
Early EPSDT Dental Visits		100%	2	2.00
Permanency Contacts		None Planned	5	
Additional Academic Supports		63%	2	1.26
Active Agency Accreditation		0%	4	0.00
Staff Clinical Licensure		0%	5	0.00
Behavior Management (threshold = 0)		100%	4	4.00
Incentives Total	7.72		24	7.26
Maximum total combined incentive credit allowed is 10 points.			Incentives Awarded	7.26

*Performance calculation descriptions can be found in the FY 2018 RBWO PBP Measurements and Standards Guide.

Child Protective Services Investigations and Dispositions

The following investigations data, which is not used for scoring but is considered significant to a provider's performance, is from Georgia SHINES and is not considered final or complete until the end of the fiscal year.

Total Reports:	0	
Number Screened In:	0	
Number Screened Out:	0	
Number Substantiated:	0	
Number Unsubstantiated:	0	
Number Active CPS Investigations:	0	



DHS, DFCS, Office of Provider Management
Performance-Based Placement Measures
RBWO Provider GA+SCORECARD - CCI



Report Quarter: Q4 FY2018

Provider/Program Name: Family Crisis Center of Walker, Dade, Catoosa, Chattooga Counties - The Cottage (645) - CCI

467 Long Hollow Rd., Rock Spring, GA 30739

Phone: 706-375-9060

Vendor ID# 35341

Quarterly Scores (Grades)

Current Quarter Score (Grade)

Q1: 86.85 (B)

Q2: 86.08 (B)

87.04%

Q3: 98.40 (A+)

Q4: 87.04 (B+)

(B+)

Program Census Information:

Children in Care During Quarter: 21

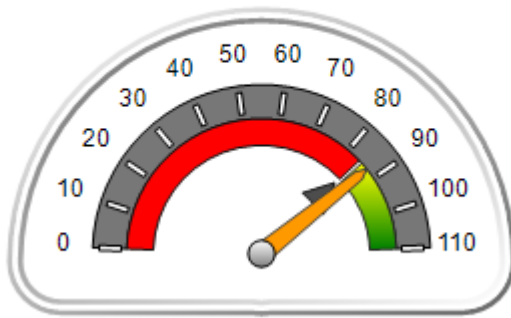
Placements During Quarter: 23

Children in Care On Last Day: 12

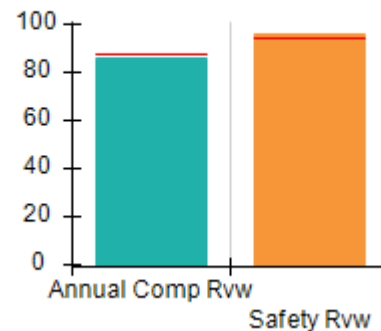
Quarterly Provider Comparisons to All CCIs

▼ indicates average for all CCIs

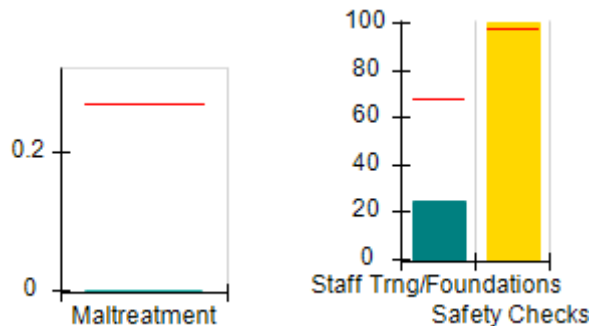
Overall Score (%)



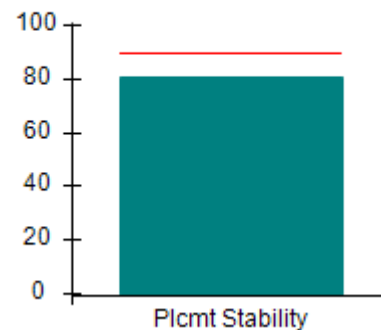
OPM Monitoring Reviews (%)



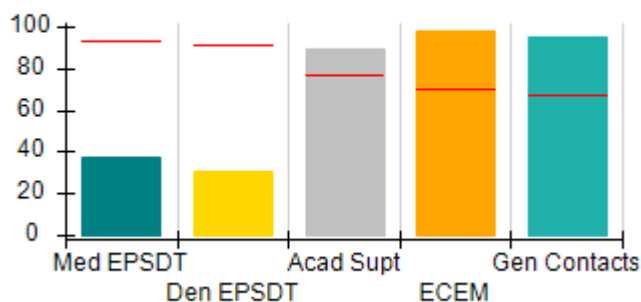
Safety Outcomes (%)



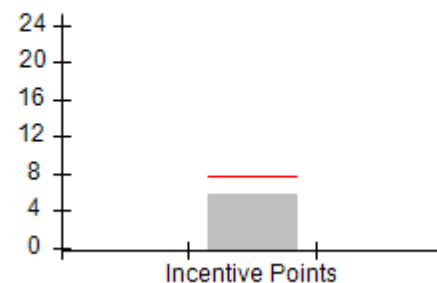
Permanency Outcomes (%)



Well-Being Outcomes (%)



Incentives Earned (Points)





Performance-Based Placement Measures RBWO Provider GA+SCORECARD - CCI

Report Quarter: Q4 FY2018

Provider/Program Name: Family Crisis Center of Walker, Dade, Catoosa, Chattooga Counties - The Cottage (645) - CCI				
467 Long Hollow Rd., Rock Spring, GA 30739 Phone: 706-375-9060 Vendor ID# 35341		Quarterly Scores (Grades)		Current Quarter Score (Grade)
		Q1: 86.85 (B)	Q2: 86.08 (B)	87.04%
		Q3: 98.40 (A+)	Q4: 87.04 (B+)	(B+)
Program Census Information:		# Children in Care During Quarter: 21	# Placements During Quarter: 23	# Children in Care On Last Day: 12
	Avg Performance All CCIs (%)	Provider Performance (%)*	Possible Points (Weight)	Provider Points Earned
OPM Monitoring Reviews				
Annual Comprehensive Reviews	88%	86%	25	21.51
Safety Reviews	94%	96%	15	14.44
Monitoring Sub-Total			40	35.95
CCI Safety Outcomes				
Incidence of Maltreatment	0.27%	No Substantiated Reports	10	10.00
Staff Training/Foundations	68%	25%	5	1.25
Staff Safety Checks	98%	100%	5	5.00
Safety Sub-Total			20	16.25
CCI Permanency Outcomes				
Placement Stability	90%	81%	15	12.15
Permanency Sub-Total			15	12.15
CCI Well-Being Outcomes				
EPSDT Medical Visits	93%	38%	4	1.52
EPSDT Dental Visits	91%	31%	4	1.24
Academic Supports	76%	89%	3	2.67
Provider ECEM Visits	70%	98%	7	6.86
Provider General Contacts	67%	95%	7	6.65
Placements with Siblings	37%	81%	Not Scored	Not Scored
Placements within Legal County	14%	25%	Not Scored	Not Scored
Well-Being Sub-Total			25	18.94
*Performance calculation descriptions can be found in the FY 2018 RBWO PBP Measurements and Standards Guide.				

Monitoring & Outcomes: Possible Points = 100	Points Earned = 83.29
Score Before Incentives Credit	83.29%
Incentives Awarded	5.75 pts
PBP Verification	-2.00 pts
Total Score	87.04%



DHS, DFCS, Office of Provider Management
Performance-Based Placement Measures
RBWO Provider GA+SCORECARD - CCI



Report Quarter: Q4 FY2018

Provider/Program Name: Family Crisis Center of Walker, Dade, Catoosa, Chattooga Counties - The Cottage (645) - CCI

Program Census Information:		# Children in Care During Quarter: 21	# Placements During Quarter: 23	# Children in Care On Last Day: 12
CCI Incentive Credits	Avg Performance All CCIs (Points)	Provider Performance (%)*	Possible Points (Weight)	Provider Points Earned
Early EPSDT Medical Visits		0%	2	0.00
Early EPSDT Dental Visits		0%	2	0.00
Permanency Contacts		35%	5	1.75
Additional Academic Supports		0%	2	0.00
Active Agency Accreditation		0%	4	0.00
Staff Clinical Licensure		0%	5	0.00
Behavior Management (threshold = 0)		100%	4	4.00
Incentives Total	7.72		24	5.75
Maximum total combined incentive credit allowed is 10 points.			Incentives Awarded	5.75

*Performance calculation descriptions can be found in the FY 2018 RBWO PBP Measurements and Standards Guide.

Child Protective Services Investigations and Dispositions

The following investigations data, which is not used for scoring but is considered significant to a provider's performance, is from Georgia SHINES and is not considered final or complete until the end of the fiscal year.

Total Reports:	1
Number Screened In:	0
Number Screened Out:	1
Number Substantiated:	0
Number Unsubstantiated:	0
Number Active CPS Investigations:	0



DHS, DFCS, Office of Provider Management
Performance-Based Placement Measures
RBWO Provider GA+SCORECARD - CCI



Report Quarter: Q4 FY2018

Provider/Program Name: Family Support Council - Oak Haven Second Chance Home (646) - CCI

216 Fort Hill Terr., Dalton, GA 30721

Phone: 706-259-4550

Vendor ID# 35343

Quarterly Scores (Grades)

Current Quarter Score (Grade)

Q1: 94.07 (A)

Q2: 91.20 (A-)

93.83%

Q3: 93.39 (A-)

Q4: 93.83 (A-)

(A-)

Program Census Information:

Children in Care During Quarter: 6

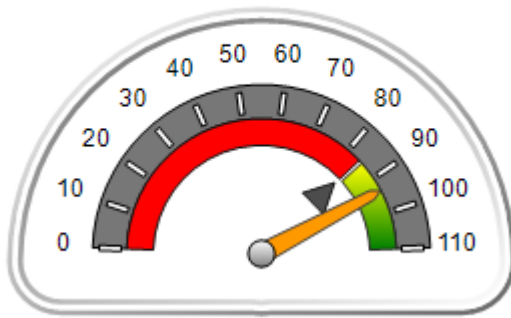
Placements During Quarter: 6

Children in Care On Last Day: 5

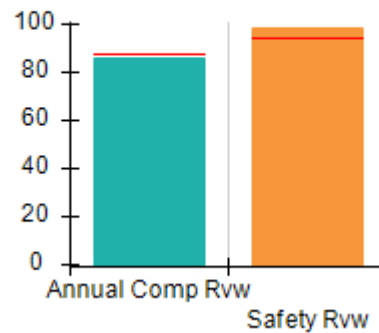
Quarterly Provider Comparisons to All CCIs

▼ indicates average for all CCIs

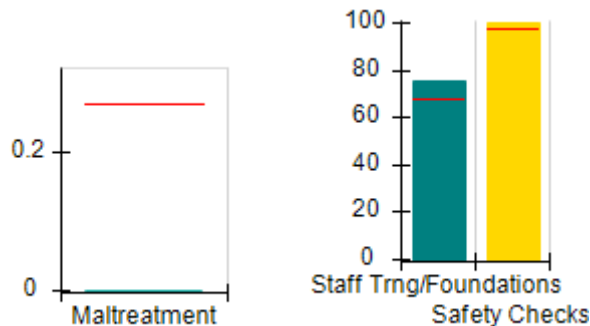
Overall Score (%)



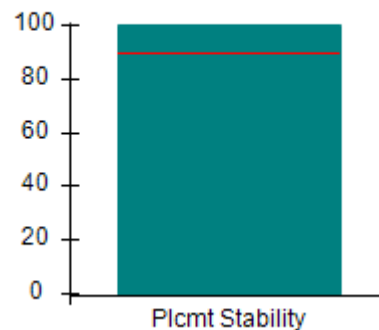
OPM Monitoring Reviews (%)



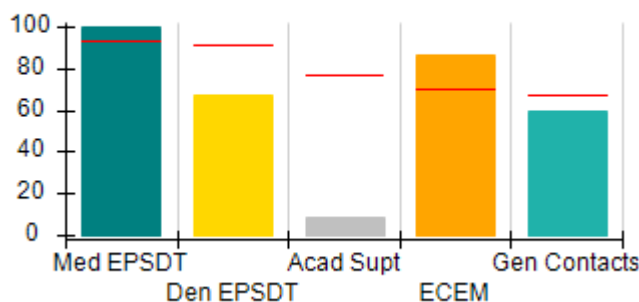
Safety Outcomes (%)



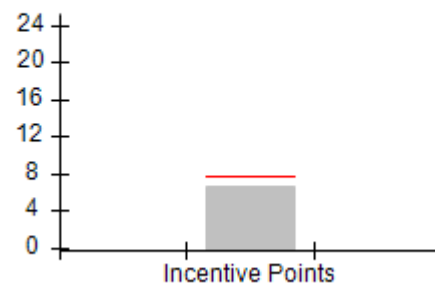
Permanency Outcomes (%)



Well-Being Outcomes (%)



Incentives Earned (Points)





DHS, DFCS, Office of Provider Management
Performance-Based Placement Measures
RBWO Provider GA+SCORECARD - CCI



Report Quarter: Q4 FY2018

Provider/Program Name: Family Support Council - Oak Haven Second Chance Home (646) - CCI				
216 Fort Hill Terr., Dalton, GA 30721 Phone: 706-259-4550 Vendor ID# 35343		Quarterly Scores (Grades)		Current Quarter Score (Grade)
		Q1: 94.07 (A)	Q2: 91.20 (A-)	93.83%
		Q3: 93.39 (A-)	Q4: 93.83 (A-)	(A-)
Program Census Information:		# Children in Care During Quarter: 6	# Placements During Quarter: 6	# Children in Care On Last Day: 5
	Avg Performance All CCIs (%)	Provider Performance (%)*	Possible Points (Weight)	Provider Points Earned
OPM Monitoring Reviews				
Annual Comprehensive Reviews	88%	86%	25	21.51
Safety Reviews	94%	98%	15	14.74
Monitoring Sub-Total			40	36.25
CCI Safety Outcomes				
Incidence of Maltreatment	0.27%	No Substantiated Reports	10	10.00
Staff Training/Foundations	68%	75%	5	3.75
Staff Safety Checks	98%	100%	5	5.00
Safety Sub-Total			20	18.75
CCI Permanency Outcomes				
Placement Stability	90%	100%	15	15.00
Permanency Sub-Total			15	15.00
CCI Well-Being Outcomes				
EPSDT Medical Visits	93%	100%	4	4.00
EPSDT Dental Visits	91%	67%	4	2.68
Academic Supports	76%	9%	3	0.27
Provider ECEM Visits	70%	86%	7	6.02
Provider General Contacts	67%	60%	7	4.20
Placements with Siblings	37%	Not Eligible	Not Scored	Not Scored
Placements within Legal County	14%	0%	Not Scored	Not Scored
Well-Being Sub-Total			25	17.17

*Performance calculation descriptions can be found in the FY 2018 RBWO PBP Measurements and Standards Guide.

Monitoring & Outcomes: Possible Points = 100		Points Earned = 87.17	
Score Before Incentives Credit			87.17%
Incentives Awarded			6.66 pts
PBP Verification			N/A pts
Total Score			93.83%



DHS, DFCS, Office of Provider Management
Performance-Based Placement Measures
RBWO Provider GA+SCORECARD - CCI



Report Quarter: Q4 FY2018

Provider/Program Name: Family Support Council - Oak Haven Second Chance Home (646) - CCI

Program Census Information:		# Children in Care During Quarter: 6	# Placements During Quarter: 6	# Children in Care On Last Day: 5
CCI Incentive Credits	Avg Performance All CCIs (Points)	Provider Performance (%)*	Possible Points (Weight)	Provider Points Earned
Early EPSDT Medical Visits		100%	2	2.00
Early EPSDT Dental Visits		33%	2	0.66
Permanency Contacts		0%	5	0.00
Additional Academic Supports		0%	2	0.00
Active Agency Accreditation		0%	4	0.00
Staff Clinical Licensure		0%	5	0.00
Behavior Management (threshold = 0)		100%	4	4.00
Incentives Total	7.72		24	6.66
Maximum total combined incentive credit allowed is 10 points.			Incentives Awarded	6.66

*Performance calculation descriptions can be found in the FY 2018 RBWO PBP Measurements and Standards Guide.

Child Protective Services Investigations and Dispositions

The following investigations data, which is not used for scoring but is considered significant to a provider's performance, is from Georgia SHINES and is not considered final or complete until the end of the fiscal year.

Total Reports:	0
Number Screened In:	0
Number Screened Out:	0
Number Substantiated:	0
Number Unsubstantiated:	0
Number Active CPS Investigations:	0



DHS, DFCS, Office of Provider Management
Performance-Based Placement Measures
RBWO Provider GA+SCORECARD - CCI
Report Quarter: Q4 FY2018



Provider/Program Name: Foundation Group Home, Inc. - CCI (992) - CCI

827 Tallapoosa Street, Bremen, GA 30110

Phone: 770-537-0700

Vendor ID# 44184

Quarterly Scores (Grades)

Q1: 83.21 (B-)

Q2: 99.06 (A+)

Q3: 95.15 (A)

Q4: 93.74 (A-)

Current Quarter Score (Grade)

93.74%

(A-)

Program Census Information:

Children in Care During Quarter: 16

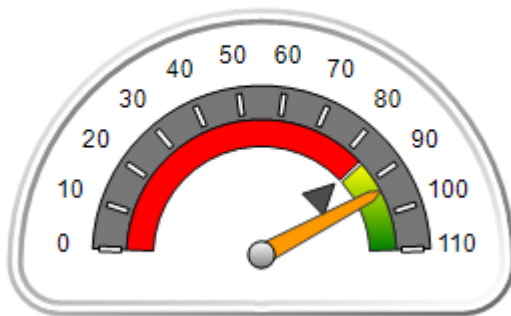
Placements During Quarter: 16

Children in Care On Last Day: 6

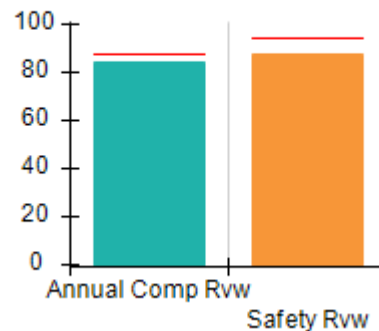
Quarterly Provider Comparisons to All CCIs

▼ — indicates average for all CCIs

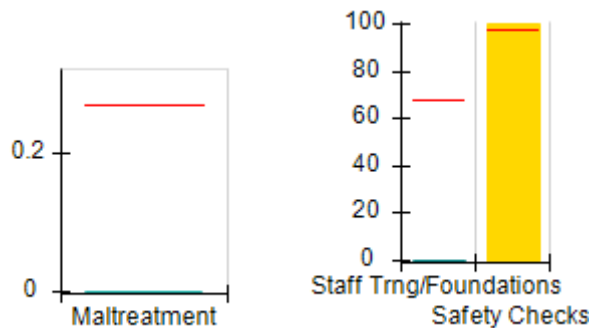
Overall Score (%)



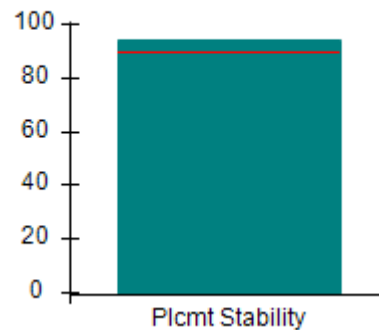
OPM Monitoring Reviews (%)



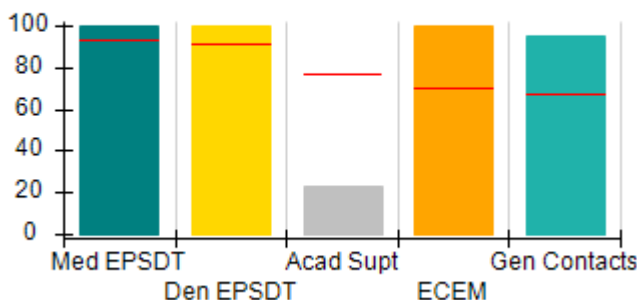
Safety Outcomes (%)



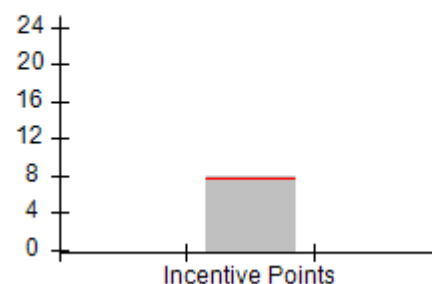
Permanency Outcomes (%)



Well-Being Outcomes (%)



Incentives Earned (Points)





DHS, DFCS, Office of Provider Management
Performance-Based Placement Measures
RBWO Provider GA+SCORECARD - CCI
 Report Quarter: Q4 FY2018



Provider/Program Name: Foundation Group Home, Inc. - CCI (992) - CCI				
827 Tallapoosa Street, Bremen, GA 30110		Quarterly Scores (Grades)		Current Quarter Score (Grade)
Phone: 770-537-0700		Q1: 83.21 (B-)	Q2: 99.06 (A+)	93.74% (A-)
Vendor ID# 44184		Q3: 95.15 (A)	Q4: 93.74 (A-)	
Program Census Information:		# Children in Care During Quarter: 16	# Placements During Quarter: 16	# Children in Care On Last Day: 6
	Avg Performance All CCIs (%)	Provider Performance (%)*	Possible Points (Weight)	Provider Points Earned
OPM Monitoring Reviews				
Annual Comprehensive Reviews	88%	85%	25	21.15
Safety Reviews	94%	88%	15	13.15
Monitoring Sub-Total			40	34.30
CCI Safety Outcomes				
Incidence of Maltreatment	0.27%	No Substantiated Reports	10	10.00
Staff Training/Foundations	68%	0%	5	0.00
Staff Safety Checks	98%	100%	5	5.00
Safety Sub-Total			20	15.00
CCI Permanency Outcomes				
Placement Stability	90%	94%	15	14.10
Permanency Sub-Total			15	14.10
CCI Well-Being Outcomes				
EPSDT Medical Visits	93%	100%	4	4.00
EPSDT Dental Visits	91%	100%	4	4.00
Academic Supports	76%	23%	3	0.69
Provider ECEM Visits	70%	100%	7	7.00
Provider General Contacts	67%	95%	7	6.65
Placements with Siblings	37%	0%	Not Scored	Not Scored
Placements within Legal County	14%	11%	Not Scored	Not Scored
Well-Being Sub-Total			25	22.34
*Performance calculation descriptions can be found in the FY 2018 RBWO PBP Measurements and Standards Guide.				

Monitoring & Outcomes: Possible Points = 100	Points Earned = 85.74
Score Before Incentives Credit	85.74%
Incentives Awarded	8.00 pts
PBP Verification	N/A pts
Total Score	93.74%



DHS, DFCS, Office of Provider Management
Performance-Based Placement Measures
RBWO Provider GA+SCORECARD - CCI
Report Quarter: Q4 FY2018



Provider/Program Name: Foundation Group Home, Inc. - CCI (992) - CCI

Program Census Information:		# Children in Care During Quarter: 16	# Placements During Quarter: 16	# Children in Care On Last Day: 6
CCI Incentive Credits	Avg Performance All CCIs (Points)	Provider Performance (%)*	Possible Points (Weight)	Provider Points Earned
Early EPSDT Medical Visits		100%	2	2.00
Early EPSDT Dental Visits		100%	2	2.00
Permanency Contacts		0%	5	0.00
Additional Academic Supports		0%	2	0.00
Active Agency Accreditation		0%	4	0.00
Staff Clinical Licensure		0%	5	0.00
Behavior Management (threshold = 0)		100%	4	4.00
Incentives Total	7.72		24	8.00
Maximum total combined incentive credit allowed is 10 points.			Incentives Awarded	8.00

*Performance calculation descriptions can be found in the FY 2018 RBWO PBP Measurements and Standards Guide.

Child Protective Services Investigations and Dispositions

The following investigations data, which is not used for scoring but is considered significant to a provider's performance, is from Georgia SHINES and is not considered final or complete until the end of the fiscal year.

Total Reports:	1	
Number Screened In:	0	
Number Screened Out:	1	
Number Substantiated:	0	
Number Unsubstantiated:	0	
Number Active CPS Investigations:	0	



DHS, DFCS, Office of Provider Management
Performance-Based Placement Measures
RBWO Provider GA+SCORECARD - CCI
Report Quarter: Q4 FY2018



Provider/Program Name: Genesis House for Homeless, Inc. - (654) - CCI

2107 Hwy 41 North, Perry, GA 31069

Phone: 478-987-7466

Vendor ID# 35355

Quarterly Scores (Grades)

Q1: 89.42 (B+)

Q2: 97.85 (A+)

Q3: 104.54 (A+)

Q4: 99.89 (A+)

Current Quarter Score (Grade)

99.89%

(A+)

Program Census Information:

Children in Care During Quarter: 8

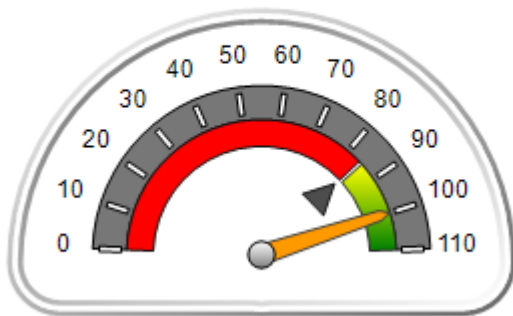
Placements During Quarter: 8

Children in Care On Last Day: 7

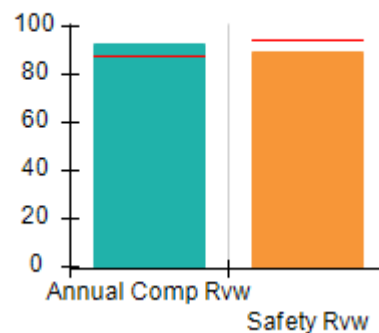
Quarterly Provider Comparisons to All CCIs

▼ — indicates average for all CCIs

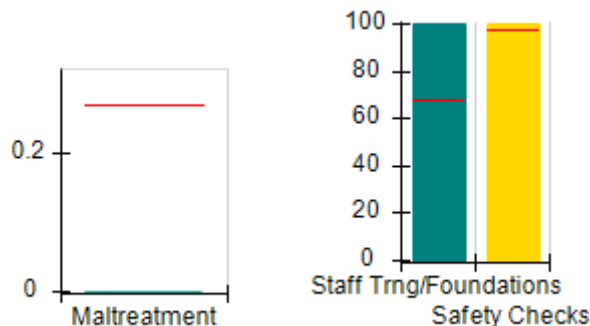
Overall Score (%)



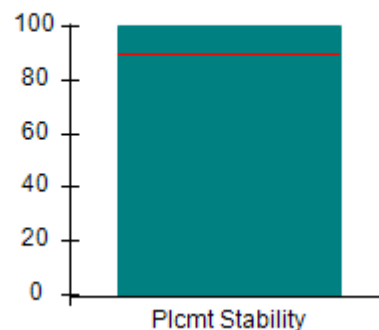
OPM Monitoring Reviews (%)



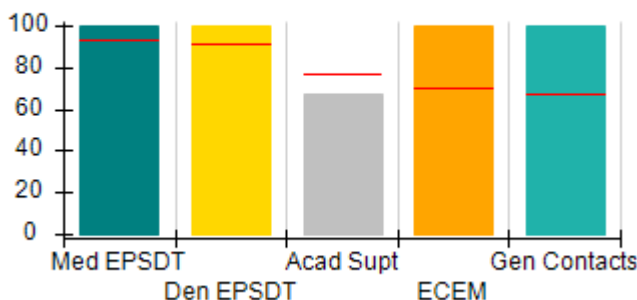
Safety Outcomes (%)



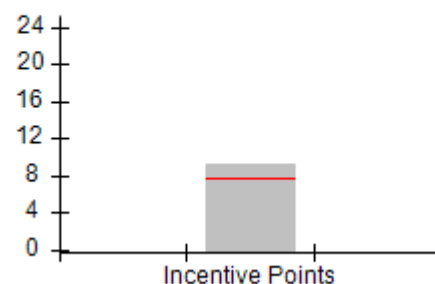
Permanency Outcomes (%)



Well-Being Outcomes (%)



Incentives Earned (Points)





DHS, DFCS, Office of Provider Management
Performance-Based Placement Measures
RBWO Provider GA+SCORECARD - CCI
 Report Quarter: Q4 FY2018



Provider/Program Name: Genesis House for Homeless, Inc. - (654) - CCI

2107 Hwy 41 North, Perry, GA 31069 Phone: 478-987-7466 Vendor ID# 35355	Quarterly Scores (Grades)		Current Quarter Score (Grade)
	Q1: 89.42 (B+)	Q2: 97.85 (A+)	99.89% (A+)
	Q3: 104.54 (A+)	Q4: 99.89 (A+)	

Program Census Information:	# Children in Care During Quarter: 8	# Placements During Quarter: 8	# Children in Care On Last Day: 7
-----------------------------	--------------------------------------	--------------------------------	-----------------------------------

	Avg Performance All CCIs (%)	Provider Performance (%)*	Possible Points (Weight)	Provider Points Earned
--	------------------------------	---------------------------	--------------------------	------------------------

OPM Monitoring Reviews

Annual Comprehensive Reviews	88%	93%	25	23.19
Safety Reviews	94%	89%	15	13.39
Monitoring Sub-Total			40	36.58

CCI Safety Outcomes

Incidence of Maltreatment	0.27%	No Substantiated Reports	10	10.00
Staff Training/Foundations	68%	100%	5	5.00
Staff Safety Checks	98%	100%	5	5.00
Safety Sub-Total			20	20.00

CCI Permanency Outcomes

Placement Stability	90%	100%	15	15.00
Permanency Sub-Total			15	15.00

CCI Well-Being Outcomes

EPSDT Medical Visits	93%	100%	4	4.00
EPSDT Dental Visits	91%	100%	4	4.00
Academic Supports	76%	67%	3	2.01
Provider ECEM Visits	70%	100%	7	7.00
Provider General Contacts	67%	100%	7	7.00
Placements with Siblings	37%	0%	Not Scored	Not Scored
Placements within Legal County	14%	0%	Not Scored	Not Scored
Well-Being Sub-Total			25	24.01

*Performance calculation descriptions can be found in the FY 2018 RBWO PBP Measurements and Standards Guide.

Monitoring & Outcomes: Possible Points = 100	Points Earned = 95.59
Score Before Incentives Credit	95.59%
Incentives Awarded	9.30 pts
PBP Verification	-5.00 pts
Total Score	99.89%



DHS, DFCS, Office of Provider Management
Performance-Based Placement Measures
RBWO Provider GA+SCORECARD - CCI
Report Quarter: Q4 FY2018



Provider/Program Name: Genesis House for Homeless, Inc. - (654) - CCI

Program Census Information:		# Children in Care During Quarter: 8	# Placements During Quarter: 8	# Children in Care On Last Day: 7
CCI Incentive Credits	Avg Performance All CCIs (Points)	Provider Performance (%)*	Possible Points (Weight)	Provider Points Earned
Early EPSDT Medical Visits		100%	2	2.00
Early EPSDT Dental Visits		100%	2	2.00
Permanency Contacts		None Planned	5	
Additional Academic Supports		65%	2	1.30
Active Agency Accreditation		0%	4	0.00
Staff Clinical Licensure		0%	5	0.00
Behavior Management (threshold = 0)		100%	4	4.00
Incentives Total	7.72		24	9.30
Maximum total combined incentive credit allowed is 10 points.			Incentives Awarded	9.30

*Performance calculation descriptions can be found in the FY 2018 RBWO PBP Measurements and Standards Guide.

Child Protective Services Investigations and Dispositions

The following investigations data, which is not used for scoring but is considered significant to a provider's performance, is from Georgia SHINES and is not considered final or complete until the end of the fiscal year.

Total Reports:	0	
Number Screened In:	0	
Number Screened Out:	0	
Number Substantiated:	0	
Number Unsubstantiated:	0	
Number Active CPS Investigations:	0	



DHS, DFCS, Office of Provider Management
Performance-Based Placement Measures
RBWO Provider GA+SCORECARD - CCI



Report Quarter: Q4 FY2018

**Provider/Program Name: Gentle Loving Care Center - Residential Treatment Program:
Pine Forest Dr. (5246) - CCI**

218 Pine Forest Drive, Sandersville, GA 31082

Phone: 478-412-2659

Vendor ID# 138051

Quarterly Scores (Grades)

**Current Quarter Score
(Grade)**

Q1: 61.45 (D-)

Q2: 89.19 (B+)

89.41%

Q3: 94.77 (A)

Q4: 89.41 (B+)

(B+)

Program Census Information:

Children in Care During
Quarter: 9

Placements During
Quarter: 9

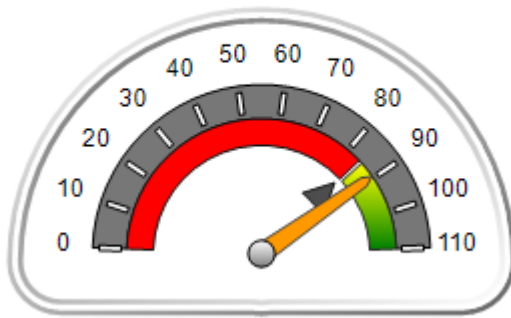
Children in Care On Last
Day: 6

Quarterly Provider Comparisons to All CCIs

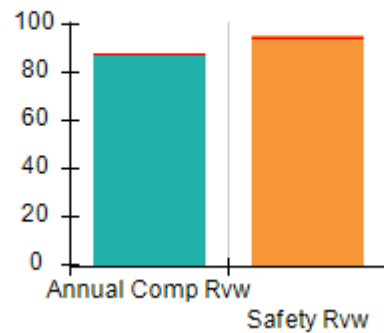


indicates average for all CCIs

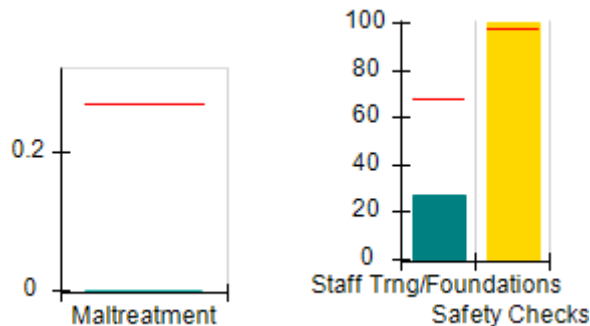
Overall Score (%)



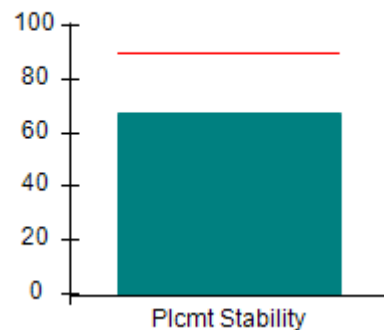
OPM Monitoring Reviews (%)



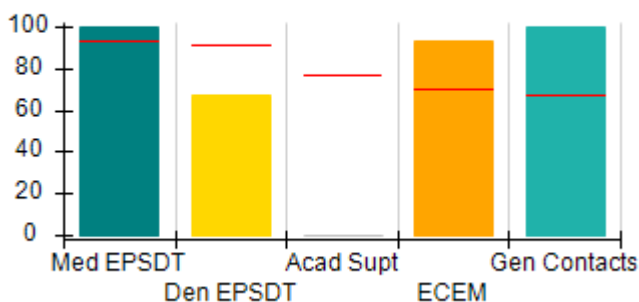
Safety Outcomes (%)



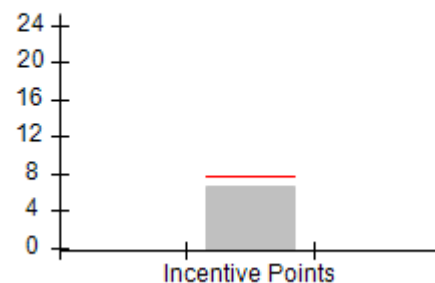
Permanency Outcomes (%)



Well-Being Outcomes (%)



Incentives Earned (Points)





Performance-Based Placement Measures RBWO Provider GA+SCORECARD - CCI

Report Quarter: Q4 FY2018

Provider/Program Name: Gentle Loving Care Center - Residential Treatment Program: Pine Forest Dr. (5246) - CCI				
218 Pine Forest Drive, Sandersville, GA 31082 Phone: 478-412-2659 Vendor ID# 138051		Quarterly Scores (Grades)		Current Quarter Score (Grade)
		Q1: 61.45 (D-)	Q2: 89.19 (B+)	89.41% (B+)
		Q3: 94.77 (A)	Q4: 89.41 (B+)	
Program Census Information:		# Children in Care During Quarter: 9	# Placements During Quarter: 9	# Children in Care On Last Day: 6
	Avg Performance All CCIs (%)	Provider Performance (%)*	Possible Points (Weight)	Provider Points Earned
OPM Monitoring Reviews				
Annual Comprehensive Reviews	88%	88%	25	21.91
Safety Reviews	94%	95%	15	14.25
Monitoring Sub-Total			40	36.16
CCI Safety Outcomes				
Incidence of Maltreatment	0.27%	No Substantiated Reports	10	10.00
Staff Training/Foundations	68%	27%	5	1.35
Staff Safety Checks	98%	100%	5	5.00
Safety Sub-Total			20	16.35
CCI Permanency Outcomes				
Placement Stability	90%	67%	15	10.05
Permanency Sub-Total			15	10.05
CCI Well-Being Outcomes				
EPSDT Medical Visits	93%	100%	4	4.00
EPSDT Dental Visits	91%	67%	4	2.68
Academic Supports	76%	0%	3	0.00
Provider ECEM Visits	70%	93%	7	6.51
Provider General Contacts	67%	100%	7	7.00
Placements with Siblings	37%	0%	Not Scored	Not Scored
Placements within Legal County	14%	0%	Not Scored	Not Scored
Well-Being Sub-Total			25	20.19
*Performance calculation descriptions can be found in the FY 2018 RBWO PBP Measurements and Standards Guide.				

Monitoring & Outcomes: Possible Points = 100	Points Earned = 82.75
Score Before Incentives Credit	82.75%
Incentives Awarded	6.66 pts
PBP Verification	N/A pts
Total Score	89.41%



DHS, DFCS, Office of Provider Management
Performance-Based Placement Measures
RBWO Provider GA+SCORECARD - CCI



Report Quarter: Q4 FY2018

**Provider/Program Name: Gentle Loving Care Center - Residential Treatment Program:
Pine Forest Dr. (5246) - CCI**

Program Census Information:		# Children in Care During Quarter: 9	# Placements During Quarter: 9	# Children in Care On Last Day: 6
CCI Incentive Credits	Avg Performance All CCIs (Points)	Provider Performance (%)*	Possible Points (Weight)	Provider Points Earned
Early EPSDT Medical Visits		100%	2	2.00
Early EPSDT Dental Visits		33%	2	0.66
Permanency Contacts		0%	5	0.00
Additional Academic Supports		0%	2	0.00
Active Agency Accreditation		0%	4	0.00
Staff Clinical Licensure		0%	5	0.00
Behavior Management (threshold = 0)		100%	4	4.00
Incentives Total	7.72		24	6.66
Maximum total combined incentive credit allowed is 10 points.			Incentives Awarded	6.66

*Performance calculation descriptions can be found in the FY 2018 RBWO PBP Measurements and Standards Guide.

Child Protective Services Investigations and Dispositions

The following investigations data, which is not used for scoring but is considered significant to a provider's performance, is from Georgia SHINES and is not considered final or complete until the end of the fiscal year.

Total Reports:	0
Number Screened In:	0
Number Screened Out:	0
Number Substantiated:	0
Number Unsubstantiated:	0
Number Active CPS Investigations:	0



Performance-Based Placement Measures

RBWO Provider GA+SCORECARD - CCI

Report Quarter: Q4 FY2018

Provider/Program Name: Georgia Baptist Children's Home & Family Ministries - Alice's House (663) - CCI

624 Folds Rd., Carrollton, GA 30117

Phone: 770-834-1116

Vendor ID# 35358

Quarterly Scores (Grades)

Current Quarter Score (Grade)

Q1: 93.36 (A-)

Q2: 98.52 (A+)

100.41%

Q3: 103.73 (A+)

Q4: 100.41 (A+)

(A+)

Program Census Information:

Children in Care During Quarter: 9

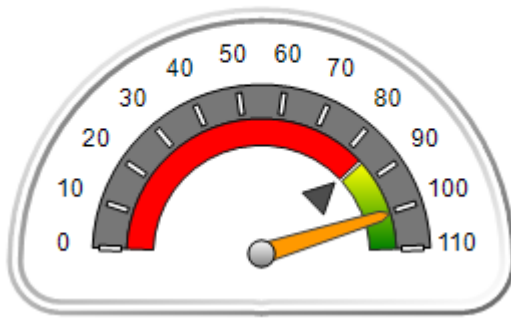
Placements During Quarter: 9

Children in Care On Last Day: 6

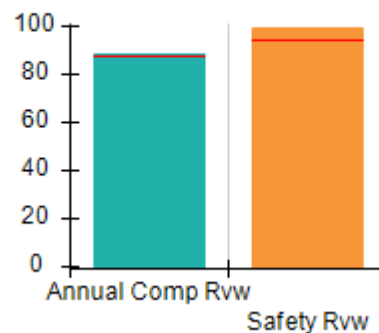
Quarterly Provider Comparisons to All CCIs

indicates average for all CCIs

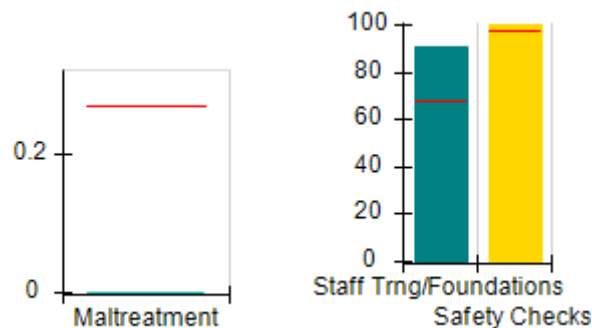
Overall Score (%)



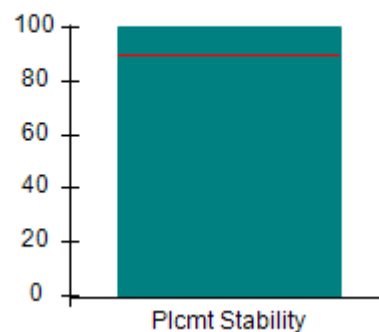
OPM Monitoring Reviews (%)



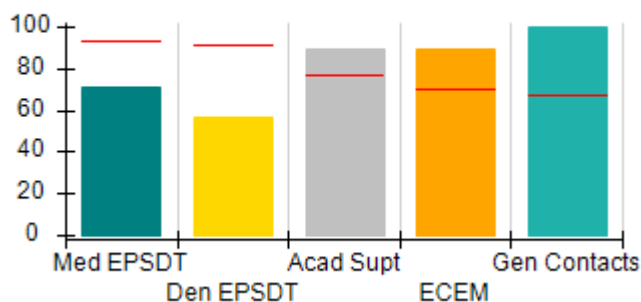
Safety Outcomes (%)



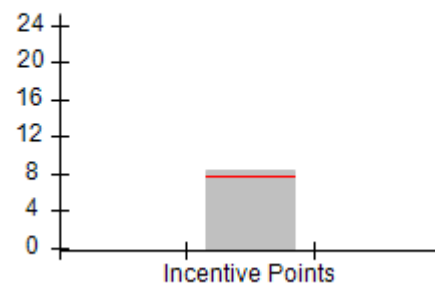
Permanency Outcomes (%)



Well-Being Outcomes (%)



Incentives Earned (Points)





Performance-Based Placement Measures

RBWO Provider GA+SCORECARD - CCI

Report Quarter: Q4 FY2018

Provider/Program Name: Georgia Baptist Children's Home & Family Ministries - Alice's House (663) - CCI				
624 Folds Rd., Carrollton, GA 30117		Quarterly Scores (Grades)		Current Quarter Score (Grade)
Phone: 770-834-1116		Q1: 93.36 (A-)	Q2: 98.52 (A+)	100.41% (A+)
Vendor ID# 35358		Q3: 103.73 (A+)	Q4: 100.41 (A+)	
Program Census Information:		# Children in Care During Quarter: 9	# Placements During Quarter: 9	# Children in Care On Last Day: 6
	Avg Performance All CCIs (%)	Provider Performance (%)*	Possible Points (Weight)	Provider Points Earned
OPM Monitoring Reviews				
Annual Comprehensive Reviews	88%	88%	25	22.03
Safety Reviews	94%	99%	15	14.87
Monitoring Sub-Total			40	36.90
CCI Safety Outcomes				
Incidence of Maltreatment	0.27%	No Substantiated Reports	10	10.00
Staff Training/Foundations	68%	91%	5	4.55
Staff Safety Checks	98%	100%	5	5.00
Safety Sub-Total			20	19.55
CCI Permanency Outcomes				
Placement Stability	90%	100%	15	15.00
Permanency Sub-Total			15	15.00
CCI Well-Being Outcomes				
EPSDT Medical Visits	93%	71%	4	2.84
EPSDT Dental Visits	91%	57%	4	2.28
Academic Supports	76%	89%	3	2.67
Provider ECEM Visits	70%	89%	7	6.23
Provider General Contacts	67%	100%	7	7.00
Placements with Siblings	37%	100%	Not Scored	Not Scored
Placements within Legal County	14%	100%	Not Scored	Not Scored
Well-Being Sub-Total			25	21.02
*Performance calculation descriptions can be found in the FY 2018 RBWO PBP Measurements and Standards Guide.				

Monitoring & Outcomes: Possible Points = 100		Points Earned = 92.47	
Score Before Incentives Credit			92.47%
Incentives Awarded			8.38 pts
PBP Verification			-0.44 pts
Total Score			100.41%



DHS, DFCS, Office of Provider Management
Performance-Based Placement Measures
RBWO Provider GA+SCORECARD - CCI



Report Quarter: Q4 FY2018

Provider/Program Name: Georgia Baptist Children's Home & Family Ministries - Alice's House (663) - CCI

Program Census Information:		# Children in Care During Quarter: 9	# Placements During Quarter: 9	# Children in Care On Last Day: 6
CCI Incentive Credits	Avg Performance All CCIs (Points)	Provider Performance (%)*	Possible Points (Weight)	Provider Points Earned
Early EPSDT Medical Visits		50%	2	1.00
Early EPSDT Dental Visits		40%	2	0.80
Permanency Contacts		None Planned	5	
Additional Academic Supports		29%	2	0.58
Active Agency Accreditation		50%	4	2.00
Staff Clinical Licensure		0%	5	0.00
Behavior Management (threshold = 0)		100%	4	4.00
Incentives Total	7.72		24	8.38
Maximum total combined incentive credit allowed is 10 points.			Incentives Awarded	8.38

*Performance calculation descriptions can be found in the FY 2018 RBWO PBP Measurements and Standards Guide.

Child Protective Services Investigations and Dispositions

The following investigations data, which is not used for scoring but is considered significant to a provider's performance, is from Georgia SHINES and is not considered final or complete until the end of the fiscal year.

Total Reports:	0
Number Screened In:	0
Number Screened Out:	0
Number Substantiated:	0
Number Unsubstantiated:	0
Number Active CPS Investigations:	0



DHS, DFCS, Office of Provider Management
Performance-Based Placement Measures
RBWO Provider GA+SCORECARD - CCI



Report Quarter: Q4 FY2018

Provider/Program Name: Georgia Baptist Children's Home & Family Ministries - Angel's House (657) - CCI

1401 Holbrook Rd., Newnan, GA 30263-7712

Phone: 770-251-7050

Vendor ID# 35367

Quarterly Scores (Grades)

Current Quarter Score (Grade)

Q1: 108.30 (A+)

Q2: 110.00 (A+)

109.15%

Q3: 110.00 (A+)

Q4: 109.15 (A+)

(A+)

Program Census Information:

Children in Care During Quarter: 8

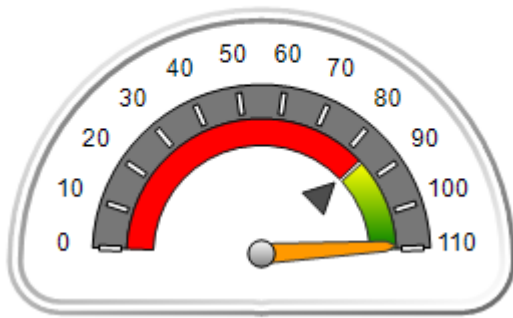
Placements During Quarter: 8

Children in Care On Last Day: 7

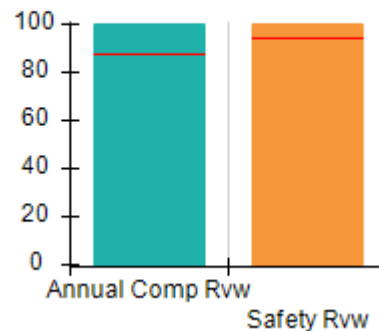
Quarterly Provider Comparisons to All CCIs

▼ indicates average for all CCIs

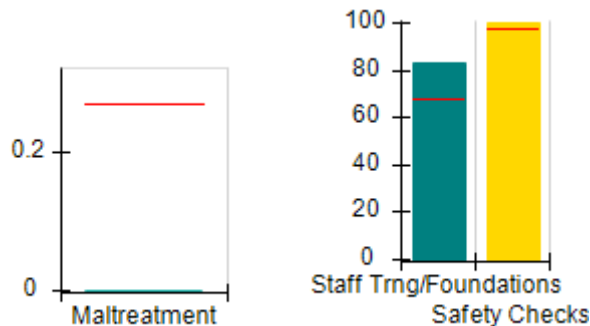
Overall Score (%)



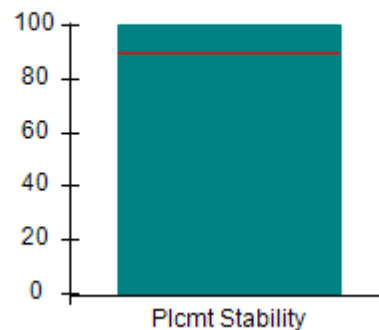
OPM Monitoring Reviews (%)



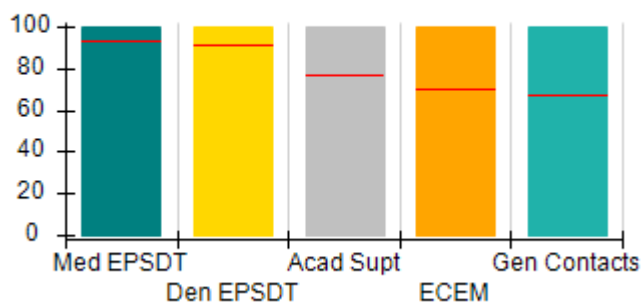
Safety Outcomes (%)



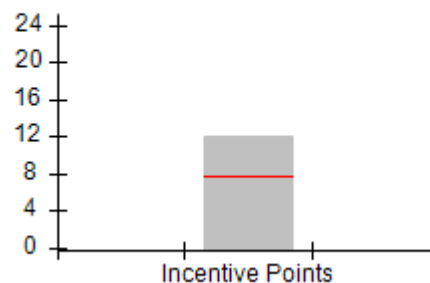
Permanency Outcomes (%)



Well-Being Outcomes (%)



Incentives Earned (Points)





DHS, DFCS, Office of Provider Management
Performance-Based Placement Measures
RBWO Provider GA+SCORECARD - CCI



Report Quarter: Q4 FY2018

Provider/Program Name: Georgia Baptist Children's Home & Family Ministries - Angel's House (657) - CCI

1401 Holbrook Rd., Newnan, GA 30263-7712 Phone: 770-251-7050 Vendor ID# 35367	Quarterly Scores (Grades)		Current Quarter Score (Grade)
	Q1: 108.30 (A+)	Q2: 110.00 (A+)	109.15% (A+)
	Q3: 110.00 (A+)	Q4: 109.15 (A+)	

Program Census Information:	# Children in Care During Quarter: 8	# Placements During Quarter: 8	# Children in Care On Last Day: 7
-----------------------------	--------------------------------------	--------------------------------	-----------------------------------

	Avg Performance All CCIs (%)	Provider Performance (%)*	Possible Points (Weight)	Provider Points Earned
--	-------------------------------------	----------------------------------	---------------------------------	-------------------------------

OPM Monitoring Reviews

Annual Comprehensive Reviews	88%	100%	25	25.00
Safety Reviews	94%	100%	15	15.00
Monitoring Sub-Total			40	40.00

CCI Safety Outcomes

Incidence of Maltreatment	0.27%	No Substantiated Reports	10	10.00
Staff Training/Foundations	68%	83%	5	4.15
Staff Safety Checks	98%	100%	5	5.00
Safety Sub-Total			20	19.15

CCI Permanency Outcomes

Placement Stability	90%	100%	15	15.00
Permanency Sub-Total			15	15.00

CCI Well-Being Outcomes

EPSDT Medical Visits	93%	100%	4	4.00
EPSDT Dental Visits	91%	100%	4	4.00
Academic Supports	76%	100%	3	3.00
Provider ECEM Visits	70%	100%	7	7.00
Provider General Contacts	67%	100%	7	7.00
Placements with Siblings	37%	0%	Not Scored	Not Scored
Placements within Legal County	14%	50%	Not Scored	Not Scored
Well-Being Sub-Total			25	25.00

*Performance calculation descriptions can be found in the FY 2018 RBWO PBP Measurements and Standards Guide.

Monitoring & Outcomes: Possible Points = 100	Points Earned = 99.15
Score Before Incentives Credit	99.15%
Incentives Awarded	10.00 pts
PBP Verification	N/A pts
Total Score	109.15%



DHS, DFCS, Office of Provider Management
Performance-Based Placement Measures
RBWO Provider GA+SCORECARD - CCI



Report Quarter: Q4 FY2018

Provider/Program Name: Georgia Baptist Children's Home & Family Ministries - Angel's House (657) - CCI

Program Census Information:		# Children in Care During Quarter: 8	# Placements During Quarter: 8	# Children in Care On Last Day: 7
CCI Incentive Credits	Avg Performance All CCIs (Points)	Provider Performance (%)*	Possible Points (Weight)	Provider Points Earned
Early EPSDT Medical Visits		100%	2	2.00
Early EPSDT Dental Visits		100%	2	2.00
Permanency Contacts		None Planned	5	
Additional Academic Supports		100%	2	2.00
Active Agency Accreditation		50%	4	2.00
Staff Clinical Licensure		0%	5	0.00
Behavior Management (threshold = 0)		100%	4	4.00
Incentives Total	7.72		24	12.00
Maximum total combined incentive credit allowed is 10 points.			Incentives Awarded	10.00

*Performance calculation descriptions can be found in the FY 2018 RBWO PBP Measurements and Standards Guide.

Child Protective Services Investigations and Dispositions

The following investigations data, which is not used for scoring but is considered significant to a provider's performance, is from Georgia SHINES and is not considered final or complete until the end of the fiscal year.

Total Reports:	0
Number Screened In:	0
Number Screened Out:	0
Number Substantiated:	0
Number Unsubstantiated:	0
Number Active CPS Investigations:	0



Performance-Based Placement Measures

RBWO Provider GA+SCORECARD - CCI

Report Quarter: Q4 FY2018

Provider/Program Name: Georgia Baptist Children's Home & Family Ministries - Baxley Campus (664) - CCI

9420 Blackshear Hwy., Baxley, GA 31513

Phone: 912-367-6691

Vendor ID# 35359

Quarterly Scores (Grades)

Current Quarter Score (Grade)

Q1: 101.22 (A+)

Q2: 107.70 (A+)

99.15%

Q3: 107.72 (A+)

Q4: 99.15 (A+)

(A+)

Program Census Information:

Children in Care During Quarter: 22

Placements During Quarter: 22

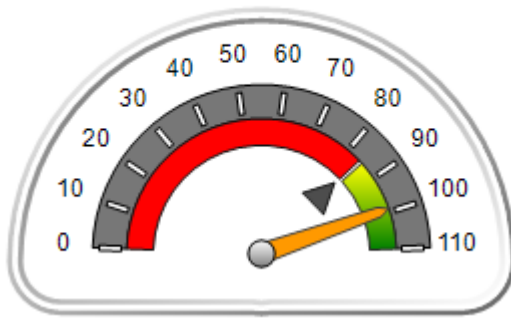
Children in Care On Last Day: 20

Quarterly Provider Comparisons to All CCIs

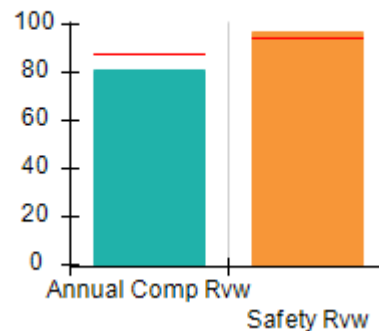


indicates average for all CCIs

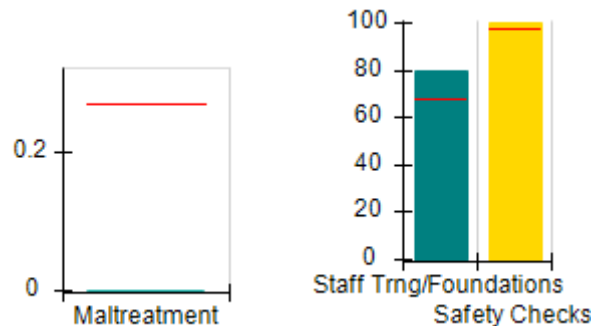
Overall Score (%)



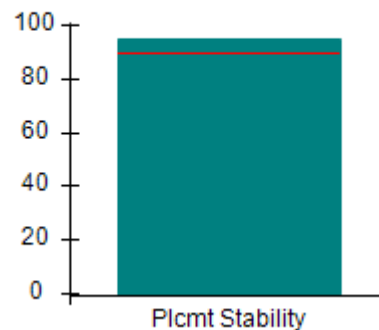
OPM Monitoring Reviews (%)



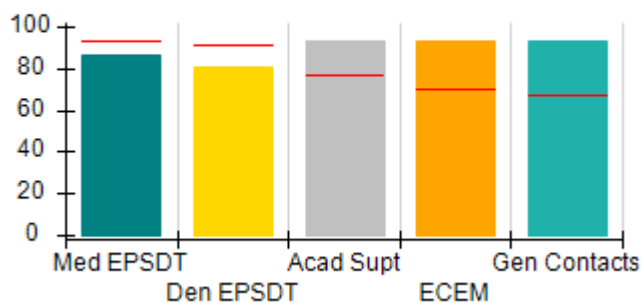
Safety Outcomes (%)



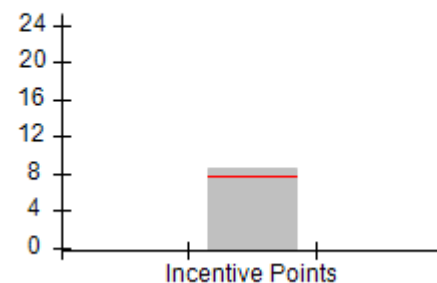
Permanency Outcomes (%)



Well-Being Outcomes (%)



Incentives Earned (Points)





Performance-Based Placement Measures

RBWO Provider GA+SCORECARD - CCI

Report Quarter: Q4 FY2018

Provider/Program Name: Georgia Baptist Children's Home & Family Ministries - Baxley Campus (664) - CCI				
9420 Blackshear Hwy., Baxley, GA 31513		Quarterly Scores (Grades)		Current Quarter Score (Grade)
Phone: 912-367-6691		Q1: 101.22 (A+)	Q2: 107.70 (A+)	99.15% (A+)
Vendor ID# 35359		Q3: 107.72 (A+)	Q4: 99.15 (A+)	
Program Census Information:		# Children in Care During Quarter: 22	# Placements During Quarter: 22	# Children in Care On Last Day: 20
	Avg Performance All CCIs (%)	Provider Performance (%)*	Possible Points (Weight)	Provider Points Earned
OPM Monitoring Reviews				
Annual Comprehensive Reviews	88%	81%	25	20.19
Safety Reviews	94%	97%	15	14.56
Monitoring Sub-Total			40	34.75
CCI Safety Outcomes				
Incidence of Maltreatment	0.27%	No Substantiated Reports	10	10.00
Staff Training/Foundations	68%	80%	5	4.00
Staff Safety Checks	98%	100%	5	5.00
Safety Sub-Total			20	19.00
CCI Permanency Outcomes				
Placement Stability	90%	95%	15	14.25
Permanency Sub-Total			15	14.25
CCI Well-Being Outcomes				
EPSDT Medical Visits	93%	86%	4	3.44
EPSDT Dental Visits	91%	81%	4	3.24
Academic Supports	76%	93%	3	2.79
Provider ECEM Visits	70%	93%	7	6.51
Provider General Contacts	67%	93%	7	6.51
Placements with Siblings	37%	0%	Not Scored	Not Scored
Placements within Legal County	14%	0%	Not Scored	Not Scored
Well-Being Sub-Total			25	22.49

*Performance calculation descriptions can be found in the FY 2018 RBWO PBP Measurements and Standards Guide.

Monitoring & Outcomes: Possible Points = 100		Points Earned = 90.49	
Score Before Incentives Credit			90.49%
Incentives Awarded			8.66 pts
PBP Verification			N/A pts
Total Score			99.15%



DHS, DFCS, Office of Provider Management
Performance-Based Placement Measures
RBWO Provider GA+SCORECARD - CCI



Report Quarter: Q4 FY2018

Provider/Program Name: Georgia Baptist Children's Home & Family Ministries - Baxley Campus (664) - CCI

Program Census Information:		# Children in Care During Quarter: 22	# Placements During Quarter: 22	# Children in Care On Last Day: 20
CCI Incentive Credits	Avg Performance All CCIs (Points)	Provider Performance (%)*	Possible Points (Weight)	Provider Points Earned
Early EPSDT Medical Visits		50%	2	1.00
Early EPSDT Dental Visits		69%	2	1.38
Permanency Contacts		0%	5	0.00
Additional Academic Supports		14%	2	0.28
Active Agency Accreditation		50%	4	2.00
Staff Clinical Licensure		0%	5	0.00
Behavior Management (threshold = 0)		100%	4	4.00
Incentives Total	7.72		24	8.66
Maximum total combined incentive credit allowed is 10 points.			Incentives Awarded	8.66

*Performance calculation descriptions can be found in the FY 2018 RBWO PBP Measurements and Standards Guide.

Child Protective Services Investigations and Dispositions

The following investigations data, which is not used for scoring but is considered significant to a provider's performance, is from Georgia SHINES and is not considered final or complete until the end of the fiscal year.

Total Reports:	0
Number Screened In:	0
Number Screened Out:	0
Number Substantiated:	0
Number Unsubstantiated:	0
Number Active CPS Investigations:	0



DHS, DFCS, Office of Provider Management
Performance-Based Placement Measures
RBWO Provider GA+SCORECARD - CCI



Report Quarter: Q4 FY2018

Provider/Program Name: Georgia Baptist Children's Home & Family Ministries - dba Good Shepherd The (685) - CCI

390 Bar Rest Ranch Road, Warm Springs, GA 31830

Phone: 706-655-2354

Vendor ID# 35364

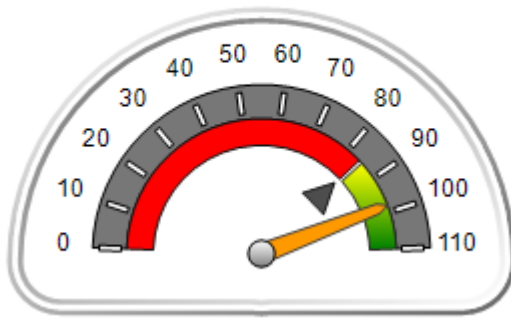
Quarterly Scores (Grades)		Current Quarter Score (Grade)
Q1: 90.12 (A-)	Q2: 94.96 (A)	98.12% (A+)
Q3: 96.12 (A)	Q4: 98.12 (A+)	

Program Census Information:	# Children in Care During Quarter: 0	# Placements During Quarter: 0	# Children in Care On Last Day: 0
-----------------------------	--------------------------------------	--------------------------------	-----------------------------------

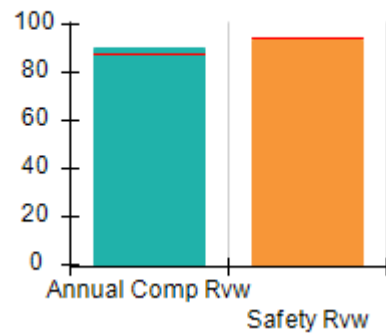
Quarterly Provider Comparisons to All CCIs

▼ — indicates average for all CCIs

Overall Score (%)



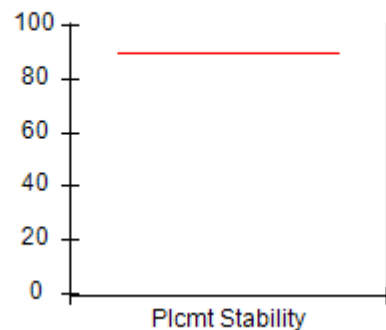
OPM Monitoring Reviews (%)



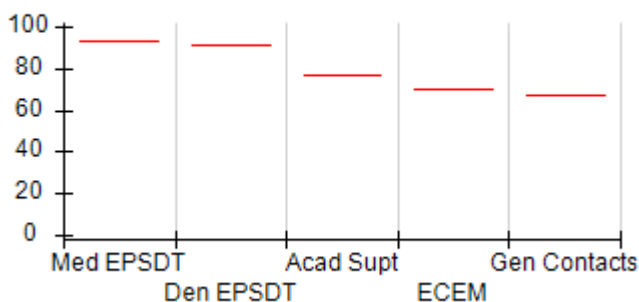
Safety Outcomes (%)



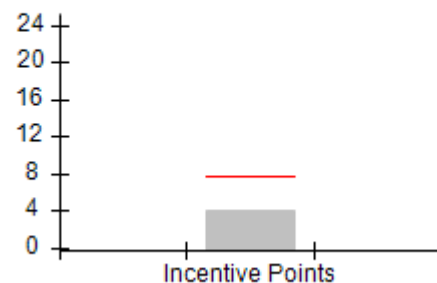
Permanency Outcomes (%)



Well-Being Outcomes (%)



Incentives Earned (Points)





DHS, DFCS, Office of Provider Management
Performance-Based Placement Measures
RBWO Provider GA+SCORECARD - CCI



Report Quarter: Q4 FY2018

Provider/Program Name: Georgia Baptist Children's Home & Family Ministries - dba Good Shepherd The (685) - CCI				
390 Bar Rest Ranch Road, Warm Springs, GA 31830 Phone: 706-655-2354 Vendor ID# 35364		Quarterly Scores (Grades)		Current Quarter Score (Grade)
		Q1: 90.12 (A-)	Q2: 94.96 (A)	98.12%
		Q3: 96.12 (A)	Q4: 98.12 (A+)	(A+)
Program Census Information:		# Children in Care During Quarter: 0	# Placements During Quarter: 0	# Children in Care On Last Day: 0
	Avg Performance All CCIs (%)	Provider Performance (%)*	Possible Points (Weight)	Provider Points Earned
OPM Monitoring Reviews				
Annual Comprehensive Reviews	88%	90%	25	22.46
Safety Reviews	94%	93%	15	14.02
Monitoring Sub-Total			40	36.47
CCI Safety Outcomes				
Incidence of Maltreatment	0.27%	Not Eligible		
Staff Training/Foundations	68%	100%	10	10.00
Staff Safety Checks	98%	100%	10	10.00
Safety Sub-Total			20	20.00
CCI Permanency Outcomes				
Placement Stability	90%	Not Eligible		
Permanency Sub-Total			N/A	
CCI Well-Being Outcomes				
EPSDT Medical Visits	93%	Not Eligible		
EPSDT Dental Visits	91%	Not Eligible		
Academic Supports	76%	Not Eligible		
Provider ECEM Visits	70%	Not Eligible		
Provider General Contacts	67%	Not Eligible		
Placements with Siblings	37%	Not Eligible	Not Scored	Not Scored
Placements within Legal County	14%	Not Eligible	Not Scored	Not Scored
Well-Being Sub-Total			N/A	
*Performance calculation descriptions can be found in the FY 2018 RBWO PBP Measurements and Standards Guide.				

Monitoring & Outcomes: Possible Points = 60		Points Earned = 56.47	
Score Before Incentives Credit			94.12%
Incentives Awarded			4.00 pts
PBP Verification			N/A pts
Total Score			98.12%



DHS, DFCS, Office of Provider Management
Performance-Based Placement Measures
RBWO Provider GA+SCORECARD - CCI



Report Quarter: Q4 FY2018

Provider/Program Name: Georgia Baptist Children's Home & Family Ministries - dba Good Shepherd The (685) - CCI

Program Census Information:		# Children in Care During Quarter: 0	# Placements During Quarter: 0	# Children in Care On Last Day: 0
CCI Incentive Credits	Avg Performance All CCIs (Points)	Provider Performance (%)*	Possible Points (Weight)	Provider Points Earned
Early EPSDT Medical Visits		Not Eligible	2	
Early EPSDT Dental Visits		Not Eligible	2	
Permanency Contacts		None Planned	5	
Additional Academic Supports		Not Eligible	2	
Active Agency Accreditation		100%	4	4.00
Staff Clinical Licensure		0%	5	0.00
Behavior Management (threshold = 0)		0%	4	
Incentives Total	7.72		24	4.00
Maximum total combined incentive credit allowed is 10 points.			Incentives Awarded	4.00

*Performance calculation descriptions can be found in the FY 2018 RBWO PBP Measurements and Standards Guide.

Child Protective Services Investigations and Dispositions

The following investigations data, which is not used for scoring but is considered significant to a provider's performance, is from Georgia SHINES and is not considered final or complete until the end of the fiscal year.

Total Reports:	0
Number Screened In:	0
Number Screened Out:	0
Number Substantiated:	0
Number Unsubstantiated:	0
Number Active CPS Investigations:	0



DHS, DFCS, Office of Provider Management
Performance-Based Placement Measures
RBWO Provider GA+SCORECARD - CCI



Report Quarter: Q4 FY2018

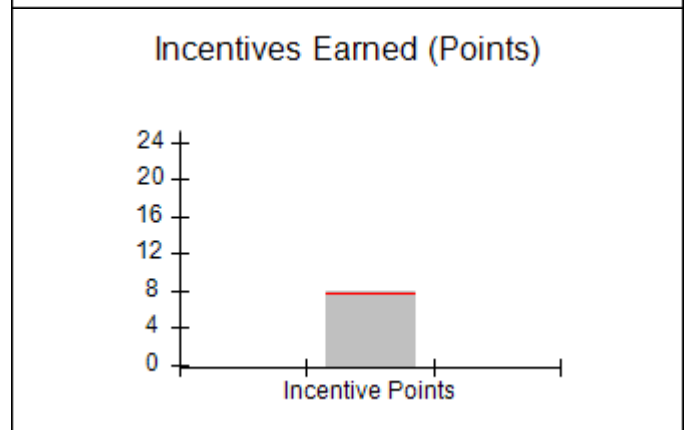
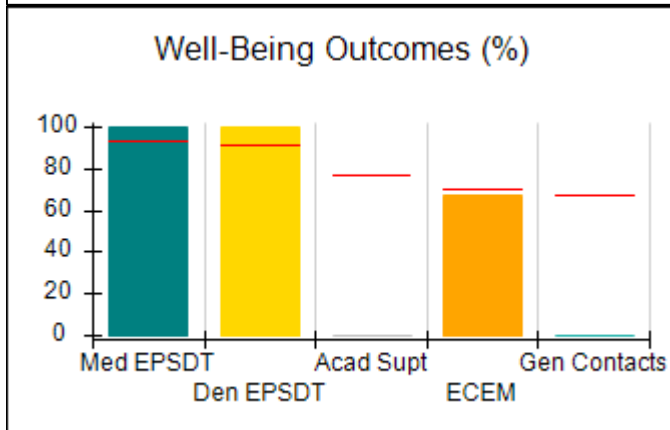
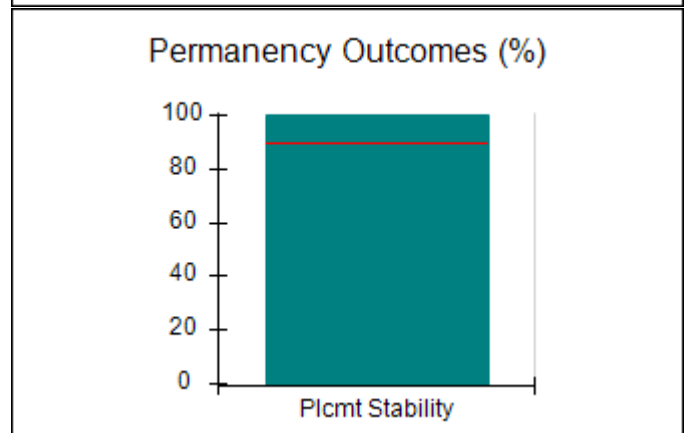
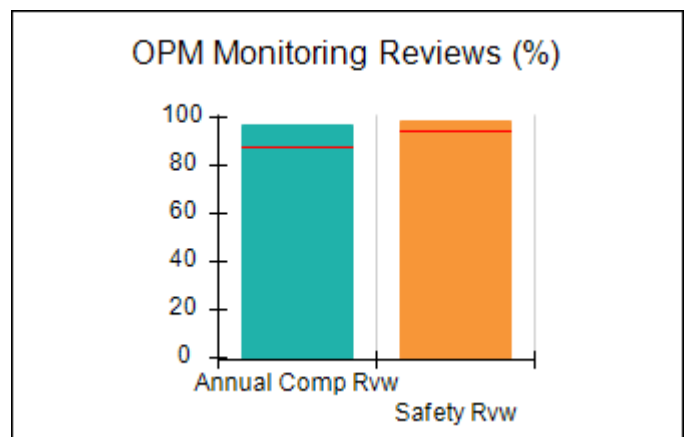
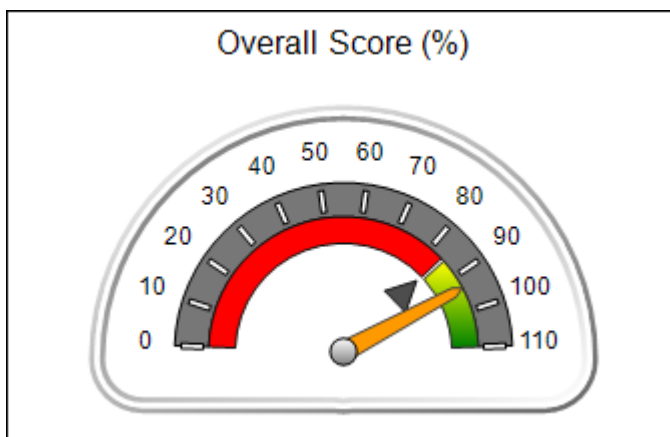
Provider/Program Name: Georgia Baptist Children's Home & Family Ministries - Maternity Home (662) - CCI

9250 Hutcheson Ferry Rd., Palmetto, GA 30268 Phone: 770-463-3344 Vendor ID# 35369	Quarterly Scores (Grades)		Current Quarter Score (Grade)
	Q1: 101.12 (A+)	Q2: 100.54 (A+)	93.68%
	Q3: 96.80 (A)	Q4: 93.68 (A-)	(A-)

Program Census Information:	# Children in Care During Quarter: 3	# Placements During Quarter: 3	# Children in Care On Last Day: 1
------------------------------------	---	---------------------------------------	--

Quarterly Provider Comparisons to All CCIs

▼ — indicates average for all CCIs





Performance-Based Placement Measures

RBWO Provider GA+SCORECARD - CCI

Report Quarter: Q4 FY2018

Provider/Program Name: Georgia Baptist Children's Home & Family Ministries - Maternity Home (662) - CCI				
9250 Hutcheson Ferry Rd., Palmetto, GA 30268		Quarterly Scores (Grades)		Current Quarter Score (Grade)
Phone: 770-463-3344		Q1: 101.12 (A+)	Q2: 100.54 (A+)	93.68% (A-)
Vendor ID# 35369		Q3: 96.80 (A)	Q4: 93.68 (A-)	
Program Census Information:		# Children in Care During Quarter: 3	# Placements During Quarter: 3	# Children in Care On Last Day: 1
	Avg Performance All CCIs (%)	Provider Performance (%)*	Possible Points (Weight)	Provider Points Earned
OPM Monitoring Reviews				
Annual Comprehensive Reviews	88%	97%	25	24.26
Safety Reviews	94%	98%	15	14.73
Monitoring Sub-Total			40	38.99
CCI Safety Outcomes				
Incidence of Maltreatment	0.27%	No Substantiated Reports	10	10.00
Staff Training/Foundations	68%	80%	5	4.00
Staff Safety Checks	98%	100%	5	5.00
Safety Sub-Total			20	19.00
CCI Permanency Outcomes				
Placement Stability	90%	100%	15	15.00
Permanency Sub-Total			15	15.00
CCI Well-Being Outcomes				
EPSDT Medical Visits	93%	100%	4	4.00
EPSDT Dental Visits	91%	100%	4	4.00
Academic Supports	76%	0%	3	0.00
Provider ECEM Visits	70%	67%	7	4.69
Provider General Contacts	67%	0%	7	0.00
Placements with Siblings	37%	Not Eligible	Not Scored	Not Scored
Placements within Legal County	14%	0%	Not Scored	Not Scored
Well-Being Sub-Total			25	12.69

*Performance calculation descriptions can be found in the FY 2018 RBWO PBP Measurements and Standards Guide.

Monitoring & Outcomes: Possible Points = 100		Points Earned = 85.68	
Score Before Incentives Credit			85.68%
Incentives Awarded			8.00 pts
PBP Verification			N/A pts
Total Score			93.68%



DHS, DFCS, Office of Provider Management
Performance-Based Placement Measures
RBWO Provider GA+SCORECARD - CCI



Report Quarter: Q4 FY2018

**Provider/Program Name: Georgia Baptist Children's Home & Family Ministries -
Maternity Home (662) - CCI**

Program Census Information:		# Children in Care During Quarter: 3	# Placements During Quarter: 3	# Children in Care On Last Day: 1
CCI Incentive Credits	Avg Performance All CCIs (Points)	Provider Performance (%)*	Possible Points (Weight)	Provider Points Earned
Early EPSDT Medical Visits		Not Eligible	2	
Early EPSDT Dental Visits		100%	2	2.00
Permanency Contacts		0%	5	0.00
Additional Academic Supports		0%	2	0.00
Active Agency Accreditation		50%	4	2.00
Staff Clinical Licensure		0%	5	0.00
Behavior Management (threshold = 0)		100%	4	4.00
Incentives Total	7.72		24	8.00
Maximum total combined incentive credit allowed is 10 points.			Incentives Awarded	8.00

*Performance calculation descriptions can be found in the FY 2018 RBWO PBP Measurements and Standards Guide.

Child Protective Services Investigations and Dispositions

The following investigations data, which is not used for scoring but is considered significant to a provider's performance, is from Georgia SHINES and is not considered final or complete until the end of the fiscal year.

Total Reports:	0
Number Screened In:	0
Number Screened Out:	0
Number Substantiated:	0
Number Unsubstantiated:	0
Number Active CPS Investigations:	0



DHS, DFCS, Office of Provider Management
Performance-Based Placement Measures
RBWO Provider GA+SCORECARD - CCI



Report Quarter: Q4 FY2018

Provider/Program Name: Georgia Baptist Children's Home & Family Ministries - Meansville Campus (666) - CCI

2821 Hwy 19 South, Meansville, GA 30256

Phone: 770-567-8987

Vendor ID# 35370

Quarterly Scores (Grades)		Current Quarter Score (Grade)
Q1: 86.45 (B)	Q2: 90.35 (A-)	86.84% (B)
Q3: 100.06 (A+)	Q4: 86.84 (B)	

Program Census Information:

Children in Care During Quarter: 11

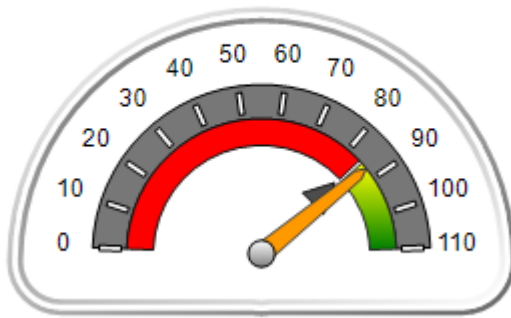
Placements During Quarter: 11

Children in Care On Last Day: 8

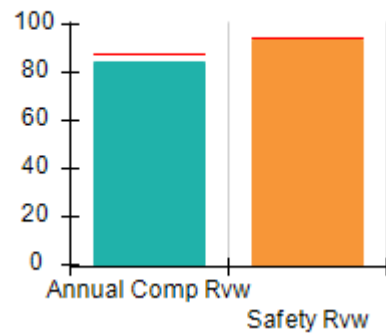
Quarterly Provider Comparisons to All CCIs

▼ — indicates average for all CCIs

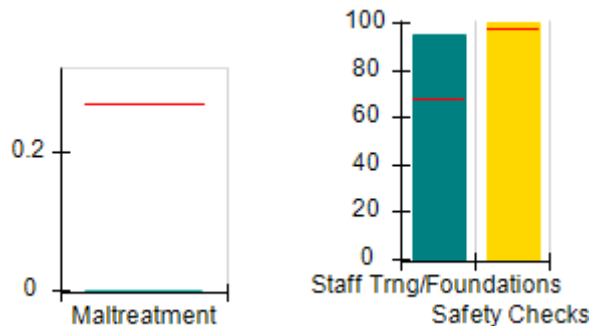
Overall Score (%)



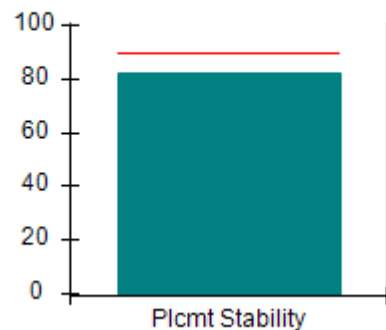
OPM Monitoring Reviews (%)



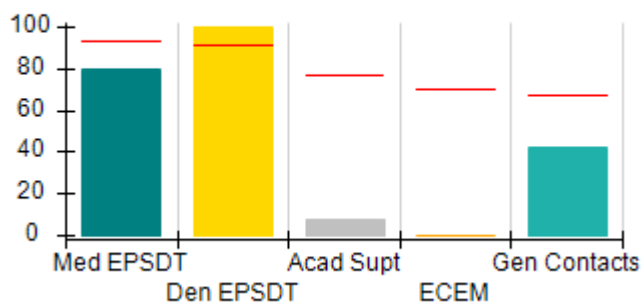
Safety Outcomes (%)



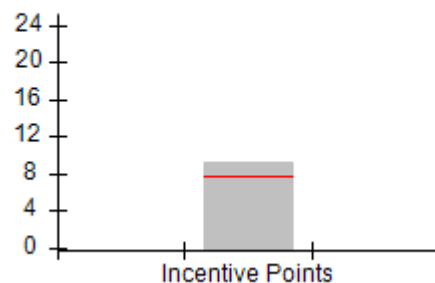
Permanency Outcomes (%)



Well-Being Outcomes (%)



Incentives Earned (Points)





Performance-Based Placement Measures

RBWO Provider GA+SCORECARD - CCI

Report Quarter: Q4 FY2018

Provider/Program Name: Georgia Baptist Children's Home & Family Ministries - Meansville Campus (666) - CCI				
2821 Hwy 19 South, Meansville, GA 30256		Quarterly Scores (Grades)		Current Quarter Score (Grade)
Phone: 770-567-8987		Q1: 86.45 (B)	Q2: 90.35 (A-)	86.84%
Vendor ID# 35370		Q3: 100.06 (A+)	Q4: 86.84 (B)	(B)
Program Census Information:		# Children in Care During Quarter: 11	# Placements During Quarter: 11	# Children in Care On Last Day: 8
	Avg Performance All CCIs (%)	Provider Performance (%)*	Possible Points (Weight)	Provider Points Earned
OPM Monitoring Reviews				
Annual Comprehensive Reviews	88%	85%	25	21.16
Safety Reviews	94%	94%	15	14.06
Monitoring Sub-Total			40	35.21
CCI Safety Outcomes				
Incidence of Maltreatment	0.27%	No Substantiated Reports	10	10.00
Staff Training/Foundations	68%	95%	5	4.75
Staff Safety Checks	98%	100%	5	5.00
Safety Sub-Total			20	19.75
CCI Permanency Outcomes				
Placement Stability	90%	82%	15	12.30
Permanency Sub-Total			15	12.30
CCI Well-Being Outcomes				
EPSDT Medical Visits	93%	80%	4	3.20
EPSDT Dental Visits	91%	100%	4	4.00
Academic Supports	76%	8%	3	0.24
Provider ECEM Visits	70%	0%	7	0.00
Provider General Contacts	67%	42%	7	2.94
Placements with Siblings	37%	0%	Not Scored	Not Scored
Placements within Legal County	14%	0%	Not Scored	Not Scored
Well-Being Sub-Total			25	10.38

*Performance calculation descriptions can be found in the FY 2018 RBWO PBP Measurements and Standards Guide.

Monitoring & Outcomes: Possible Points = 100	Points Earned = 77.64
Score Before Incentives Credit	77.64%
Incentives Awarded	9.20 pts
PBP Verification	N/A pts
Total Score	86.84%



DHS, DFCS, Office of Provider Management
Performance-Based Placement Measures
RBWO Provider GA+SCORECARD - CCI



Report Quarter: Q4 FY2018

Provider/Program Name: Georgia Baptist Children's Home & Family Ministries - Meansville Campus (666) - CCI

Program Census Information:		# Children in Care During Quarter: 11	# Placements During Quarter: 11	# Children in Care On Last Day: 8
CCI Incentive Credits	Avg Performance All CCIs (Points)	Provider Performance (%)*	Possible Points (Weight)	Provider Points Earned
Early EPSDT Medical Visits		60%	2	1.20
Early EPSDT Dental Visits		100%	2	2.00
Permanency Contacts		None Planned	5	
Additional Academic Supports		0%	2	0.00
Active Agency Accreditation		50%	4	2.00
Staff Clinical Licensure		0%	5	0.00
Behavior Management (threshold = 0)		100%	4	4.00
Incentives Total	7.72		24	9.20
Maximum total combined incentive credit allowed is 10 points.			Incentives Awarded	9.20

*Performance calculation descriptions can be found in the FY 2018 RBWO PBP Measurements and Standards Guide.

Child Protective Services Investigations and Dispositions

The following investigations data, which is not used for scoring but is considered significant to a provider's performance, is from Georgia SHINES and is not considered final or complete until the end of the fiscal year.

Total Reports:	2
Number Screened In:	0
Number Screened Out:	2
Number Substantiated:	0
Number Unsubstantiated:	0
Number Active CPS Investigations:	0



Performance-Based Placement Measures

RBWO Provider GA+SCORECARD - CCI

Report Quarter: Q4 FY2018

Provider/Program Name: Georgia Baptist Children's Home & Family Ministries - Palmetto Campus (864) - CCI

9250 Hutcheson Ferry Rd., Palmetto, GA 30268

Phone: 770-463-3344

Vendor ID# 35366

Quarterly Scores (Grades)

Current Quarter Score (Grade)

Q1: 91.80 (A-)

Q2: 99.43 (A+)

93.38%

Q3: 96.92 (A)

Q4: 93.38 (A-)

(A-)

Program Census Information:

Children in Care During Quarter: 35

Placements During Quarter: 35

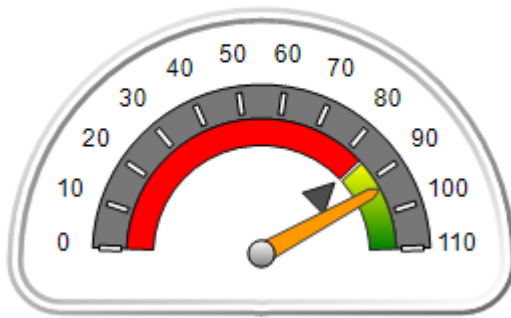
Children in Care On Last Day: 24

Quarterly Provider Comparisons to All CCIs

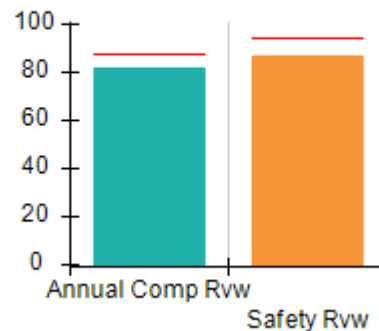


indicates average for all CCIs

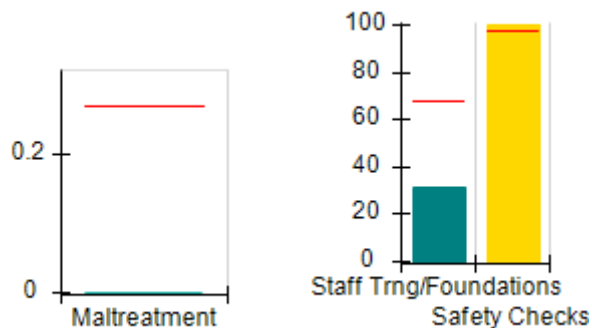
Overall Score (%)



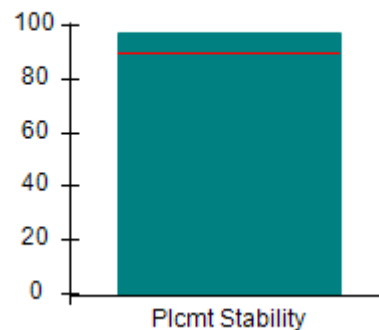
OPM Monitoring Reviews (%)



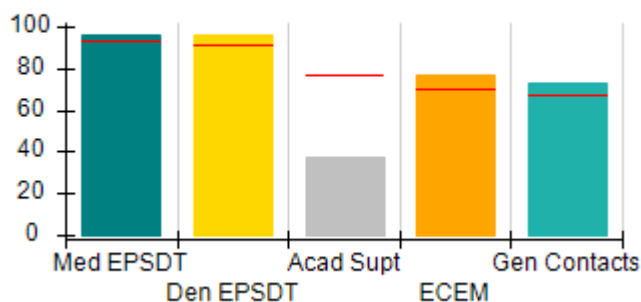
Safety Outcomes (%)



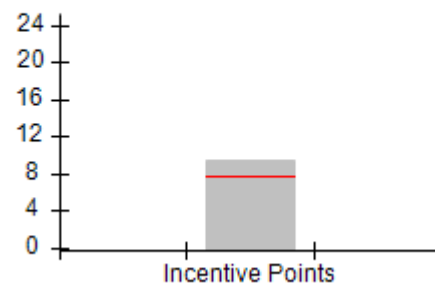
Permanency Outcomes (%)



Well-Being Outcomes (%)



Incentives Earned (Points)





Performance-Based Placement Measures

RBWO Provider GA+SCORECARD - CCI

Report Quarter: Q4 FY2018

Provider/Program Name: Georgia Baptist Children's Home & Family Ministries - Palmetto Campus (864) - CCI

9250 Hutcheson Ferry Rd., Palmetto, GA 30268 Phone: 770-463-3344 Vendor ID# 35366	Quarterly Scores (Grades)		Current Quarter Score (Grade)
	Q1: 91.80 (A-)	Q2: 99.43 (A+)	93.38% (A-)
	Q3: 96.92 (A)	Q4: 93.38 (A-)	

Program Census Information:	# Children in Care During Quarter: 35	# Placements During Quarter: 35	# Children in Care On Last Day: 24
-----------------------------	---------------------------------------	---------------------------------	------------------------------------

	Avg Performance All CCIs (%)	Provider Performance (%)*	Possible Points (Weight)	Provider Points Earned
--	------------------------------	---------------------------	--------------------------	------------------------

OPM Monitoring Reviews

Annual Comprehensive Reviews	88%	82%	25	20.46
Safety Reviews	94%	87%	15	13.04
Monitoring Sub-Total			40	33.50

CCI Safety Outcomes

Incidence of Maltreatment	0.27%	No Substantiated Reports	10	10.00
Staff Training/Foundations	68%	31%	5	1.55
Staff Safety Checks	98%	100%	5	5.00
Safety Sub-Total			20	16.55

CCI Permanency Outcomes

Placement Stability	90%	97%	15	14.55
Permanency Sub-Total			15	14.55

CCI Well-Being Outcomes

EPSDT Medical Visits	93%	96%	4	3.84
EPSDT Dental Visits	91%	96%	4	3.84
Academic Supports	76%	38%	3	1.14
Provider ECEM Visits	70%	77%	7	5.39
Provider General Contacts	67%	73%	7	5.11
Placements with Siblings	37%	0%	Not Scored	Not Scored
Placements within Legal County	14%	23%	Not Scored	Not Scored
Well-Being Sub-Total			25	19.32

*Performance calculation descriptions can be found in the FY 2018 RBWO PBP Measurements and Standards Guide.

Monitoring & Outcomes: Possible Points = 100	Points Earned = 83.92
Score Before Incentives Credit	83.92%
Incentives Awarded	9.46 pts
PBP Verification	N/A pts
Total Score	93.38%



DHS, DFCS, Office of Provider Management
Performance-Based Placement Measures
RBWO Provider GA+SCORECARD - CCI



Report Quarter: Q4 FY2018

Provider/Program Name: Georgia Baptist Children's Home & Family Ministries - Palmetto Campus (864) - CCI

Program Census Information:		# Children in Care During Quarter: 35	# Placements During Quarter: 35	# Children in Care On Last Day: 24
CCI Incentive Credits	Avg Performance All CCIs (Points)	Provider Performance (%)*	Possible Points (Weight)	Provider Points Earned
Early EPSDT Medical Visits		88%	2	1.76
Early EPSDT Dental Visits		60%	2	1.20
Permanency Contacts		0%	5	0.00
Additional Academic Supports		0%	2	0.00
Active Agency Accreditation		50%	4	2.00
Staff Clinical Licensure		10%	5	0.50
Behavior Management (threshold = 0)		100%	4	4.00
Incentives Total	7.72		24	9.46
Maximum total combined incentive credit allowed is 10 points.			Incentives Awarded	9.46

*Performance calculation descriptions can be found in the FY 2018 RBWO PBP Measurements and Standards Guide.

Child Protective Services Investigations and Dispositions

The following investigations data, which is not used for scoring but is considered significant to a provider's performance, is from Georgia SHINES and is not considered final or complete until the end of the fiscal year.

Total Reports:	2
Number Screened In:	0
Number Screened Out:	2
Number Substantiated:	0
Number Unsubstantiated:	0
Number Active CPS Investigations:	0



DHS, DFCS, Office of Provider Management
Performance-Based Placement Measures
RBWO Provider GA+SCORECARD - CCI
Report Quarter: Q4 FY2018



Provider/Program Name: Georgia Sheriff's Youth Home - dba Boys Ranch (676) - CCI

5671 Boys Ranch Rd., Hahira, GA 31632

Phone: 229-794-2606

Vendor ID# 35379

Quarterly Scores (Grades)

Q1: 98.05 (A+)

Q2: 108.63 (A+)

Q3: 108.95 (A+)

Q4: 102.54 (A+)

Current Quarter Score (Grade)

102.54%

(A+)

Program Census Information:

Children in Care During
Quarter: 25

Placements During
Quarter: 25

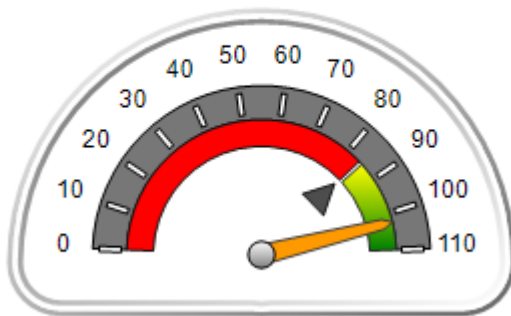
Children in Care On Last
Day: 19

Quarterly Provider Comparisons to All CCIs

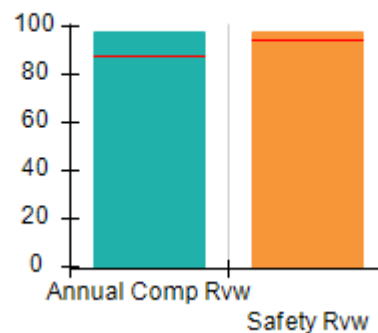


indicates average for all CCIs

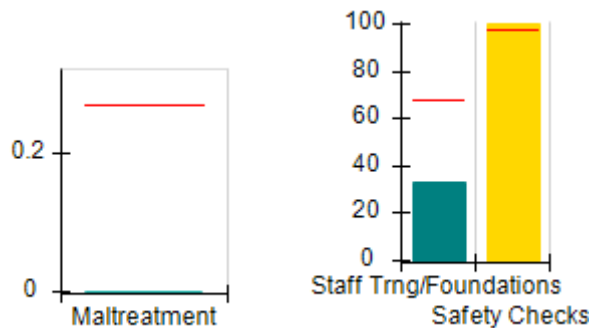
Overall Score (%)



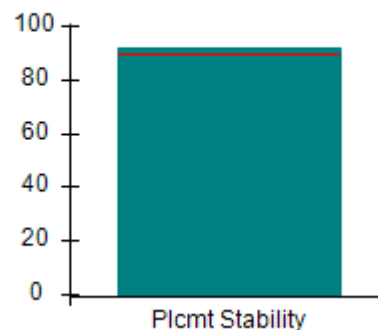
OPM Monitoring Reviews (%)



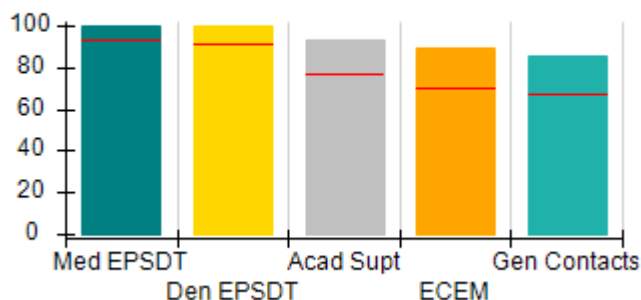
Safety Outcomes (%)



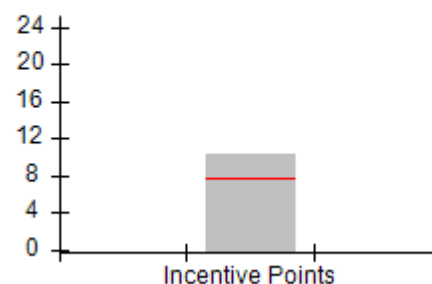
Permanency Outcomes (%)



Well-Being Outcomes (%)



Incentives Earned (Points)





DHS, DFCS, Office of Provider Management
Performance-Based Placement Measures
RBWO Provider GA+SCORECARD - CCI
Report Quarter: Q4 FY2018



Provider/Program Name: Georgia Sheriff's Youth Home - dba Boys Ranch (676) - CCI				
5671 Boys Ranch Rd., Hahira, GA 31632 Phone: 229-794-2606 Vendor ID# 35379		Quarterly Scores (Grades)		Current Quarter Score (Grade)
		Q1: 98.05 (A+)	Q2: 108.63 (A+)	102.54%
		Q3: 108.95 (A+)	Q4: 102.54 (A+)	(A+)
Program Census Information:		# Children in Care During Quarter: 25	# Placements During Quarter: 25	# Children in Care On Last Day: 19
	Avg Performance All CCIs (%)	Provider Performance (%)*	Possible Points (Weight)	Provider Points Earned
OPM Monitoring Reviews				
Annual Comprehensive Reviews	88%	98%	25	24.48
Safety Reviews	94%	98%	15	14.64
Monitoring Sub-Total			40	39.12
CCI Safety Outcomes				
Incidence of Maltreatment	0.27%	No Substantiated Reports	10	10.00
Staff Training/Foundations	68%	33%	5	1.65
Staff Safety Checks	98%	100%	5	5.00
Safety Sub-Total			20	16.65
CCI Permanency Outcomes				
Placement Stability	90%	92%	15	13.80
Permanency Sub-Total			15	13.80
CCI Well-Being Outcomes				
EPSDT Medical Visits	93%	100%	4	4.00
EPSDT Dental Visits	91%	100%	4	4.00
Academic Supports	76%	93%	3	2.79
Provider ECEM Visits	70%	89%	7	6.23
Provider General Contacts	67%	85%	7	5.95
Placements with Siblings	37%	31%	Not Scored	Not Scored
Placements within Legal County	14%	0%	Not Scored	Not Scored
Well-Being Sub-Total			25	22.97
*Performance calculation descriptions can be found in the FY 2018 RBWO PBP Measurements and Standards Guide.				

Monitoring & Outcomes: Possible Points = 100	Points Earned = 92.54
Score Before Incentives Credit	92.54%
Incentives Awarded	10.00 pts
PBP Verification	0.00 pts
Total Score	102.54%



DHS, DFCS, Office of Provider Management
Performance-Based Placement Measures
RBWO Provider GA+SCORECARD - CCI
Report Quarter: Q4 FY2018



Provider/Program Name: Georgia Sheriff's Youth Home - dba Boys Ranch (676) - CCI

Program Census Information:		# Children in Care During Quarter: 25	# Placements During Quarter: 25	# Children in Care On Last Day: 19
CCI Incentive Credits	Avg Performance All CCIs (Points)	Provider Performance (%)*	Possible Points (Weight)	Provider Points Earned
Early EPSDT Medical Visits		100%	2	2.00
Early EPSDT Dental Visits		100%	2	2.00
Permanency Contacts		None Planned	5	
Additional Academic Supports		92%	2	1.84
Active Agency Accreditation		0%	4	0.00
Staff Clinical Licensure		10%	5	0.50
Behavior Management (threshold = 0)		100%	4	4.00
Incentives Total	7.72		24	10.34
Maximum total combined incentive credit allowed is 10 points.			Incentives Awarded	10.00

*Performance calculation descriptions can be found in the FY 2018 RBWO PBP Measurements and Standards Guide.

Child Protective Services Investigations and Dispositions

The following investigations data, which is not used for scoring but is considered significant to a provider's performance, is from Georgia SHINES and is not considered final or complete until the end of the fiscal year.

Total Reports:	0	
Number Screened In:	0	
Number Screened Out:	0	
Number Substantiated:	0	
Number Unsubstantiated:	0	
Number Active CPS Investigations:	0	



DHS, DFCS, Office of Provider Management
Performance-Based Placement Measures
RBWO Provider GA+SCORECARD - CCI
Report Quarter: Q4 FY2018



Provider/Program Name: Georgia Sheriff's Youth Home - dba Cherokee Estate (677) - CCI

850 Cherokee Estate Rd. NE, Dalton, GA 30720

Phone: 706-259-8581

Vendor ID# 35382

Quarterly Scores (Grades)

Q1: 97.05 (A+)

Q2: 98.93 (A+)

Q3: 108.81 (A+)

Q4: 105.01 (A+)

Current Quarter Score (Grade)

105.01%

(A+)

Program Census Information:

Children in Care During Quarter: 9

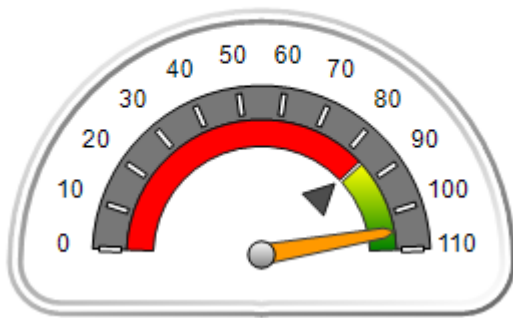
Placements During Quarter: 9

Children in Care On Last Day: 3

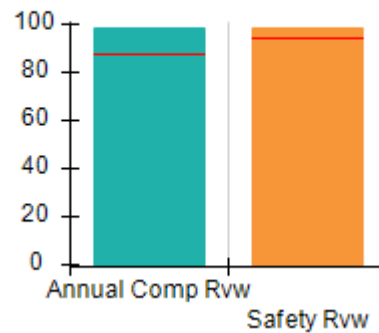
Quarterly Provider Comparisons to All CCIs

▼ — indicates average for all CCIs

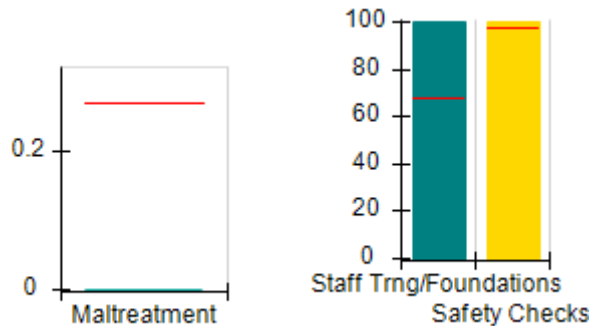
Overall Score (%)



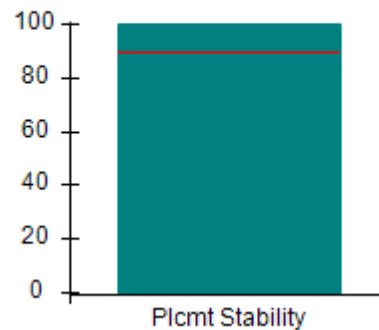
OPM Monitoring Reviews (%)



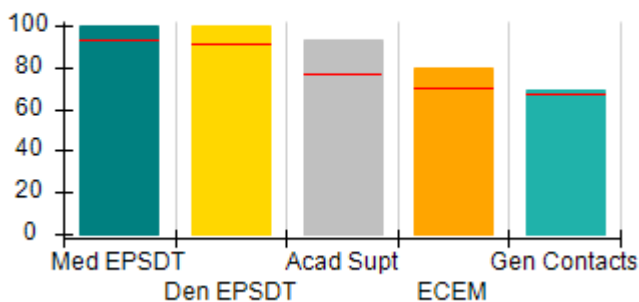
Safety Outcomes (%)



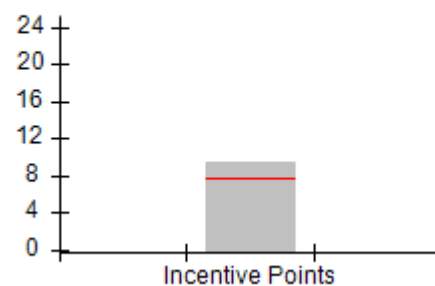
Permanency Outcomes (%)



Well-Being Outcomes (%)



Incentives Earned (Points)





DHS, DFCS, Office of Provider Management
Performance-Based Placement Measures
RBWO Provider GA+SCORECARD - CCI
Report Quarter: Q4 FY2018



Provider/Program Name: Georgia Sheriff's Youth Home - dba Cherokee Estate (677) - CCI

850 Cherokee Estate Rd. NE, Dalton, GA 30720 Phone: 706-259-8581 Vendor ID# 35382	Quarterly Scores (Grades)		Current Quarter Score (Grade)
	Q1: 97.05 (A+)	Q2: 98.93 (A+)	105.01%
	Q3: 108.81 (A+)	Q4: 105.01 (A+)	(A+)

Program Census Information:	# Children in Care During Quarter: 9	# Placements During Quarter: 9	# Children in Care On Last Day: 3
-----------------------------	--------------------------------------	--------------------------------	-----------------------------------

	Avg Performance All CCIs (%)	Provider Performance (%)*	Possible Points (Weight)	Provider Points Earned
--	-------------------------------------	----------------------------------	---------------------------------	-------------------------------

OPM Monitoring Reviews

Annual Comprehensive Reviews	88%	98%	25	24.58
Safety Reviews	94%	99%	15	14.83
Monitoring Sub-Total			40	39.41

CCI Safety Outcomes

Incidence of Maltreatment	0.27%	No Substantiated Reports	10	10.00
Staff Training/Foundations	68%	100%	5	5.00
Staff Safety Checks	98%	100%	5	5.00
Safety Sub-Total			20	20.00

CCI Permanency Outcomes

Placement Stability	90%	100%	15	15.00
Permanency Sub-Total			15	15.00

CCI Well-Being Outcomes

EPSDT Medical Visits	93%	100%	4	4.00
EPSDT Dental Visits	91%	100%	4	4.00
Academic Supports	76%	93%	3	2.79
Provider ECEM Visits	70%	80%	7	5.60
Provider General Contacts	67%	69%	7	4.83
Placements with Siblings	37%	60%	Not Scored	Not Scored
Placements within Legal County	14%	0%	Not Scored	Not Scored
Well-Being Sub-Total			25	21.22

*Performance calculation descriptions can be found in the FY 2018 RBWO PBP Measurements and Standards Guide.

Monitoring & Outcomes: Possible Points = 100	Points Earned = 95.63
Score Before Incentives Credit	95.63%
Incentives Awarded	9.38 pts
PBP Verification	0.00 pts
Total Score	105.01%



DHS, DFCS, Office of Provider Management
Performance-Based Placement Measures
RBWO Provider GA+SCORECARD - CCI
Report Quarter: Q4 FY2018



Provider/Program Name: Georgia Sheriff's Youth Home - dba Cherokee Estate (677) - CCI

Program Census Information:		# Children in Care During Quarter: 9	# Placements During Quarter: 9	# Children in Care On Last Day: 3
CCI Incentive Credits	Avg Performance All CCIs (Points)	Provider Performance (%)*	Possible Points (Weight)	Provider Points Earned
Early EPSDT Medical Visits		100%	2	2.00
Early EPSDT Dental Visits		100%	2	2.00
Permanency Contacts		None Planned	5	
Additional Academic Supports		69%	2	1.38
Active Agency Accreditation		0%	4	0.00
Staff Clinical Licensure		0%	5	0.00
Behavior Management (threshold = 0)		100%	4	4.00
Incentives Total	7.72		24	9.38
Maximum total combined incentive credit allowed is 10 points.			Incentives Awarded	9.38

*Performance calculation descriptions can be found in the FY 2018 RBWO PBP Measurements and Standards Guide.

Child Protective Services Investigations and Dispositions

The following investigations data, which is not used for scoring but is considered significant to a provider's performance, is from Georgia SHINES and is not considered final or complete until the end of the fiscal year.

Total Reports:	0	
Number Screened In:	0	
Number Screened Out:	0	
Number Substantiated:	0	
Number Unsubstantiated:	0	
Number Active CPS Investigations:	0	



DHS, DFCS, Office of Provider Management

Performance-Based Placement Measures

RBWO Provider GA+SCORECARD - CCI



Report Quarter: Q4 FY2018

Provider/Program Name: Georgia Sheriff's Youth Home - dba Herrington Homes (678) - CCI

8109 Hwy. 297, Nunez, GA 30448

Phone: 912-562-3968

Vendor ID# 35380

Quarterly Scores (Grades)

Current Quarter Score (Grade)

Q1: 100.26 (A+)

Q2: 105.88 (A+)

104.38%

Q3: 105.48 (A+)

Q4: 104.38 (A+)

(A+)

Program Census Information:

Children in Care During Quarter: 13

Placements During Quarter: 13

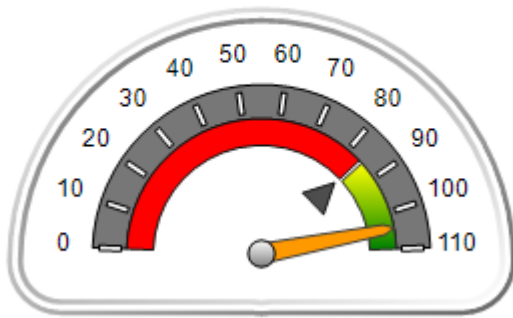
Children in Care On Last Day: 10

Quarterly Provider Comparisons to All CCIs

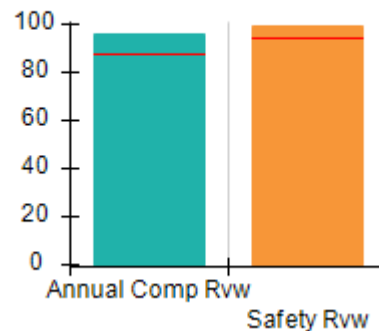


indicates average for all CCIs

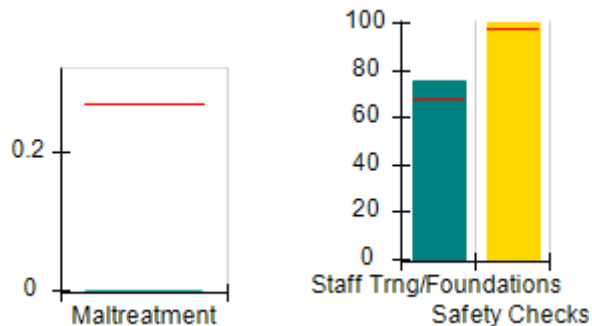
Overall Score (%)



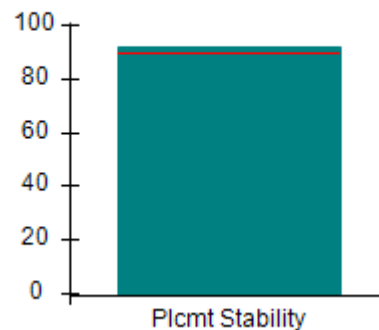
OPM Monitoring Reviews (%)



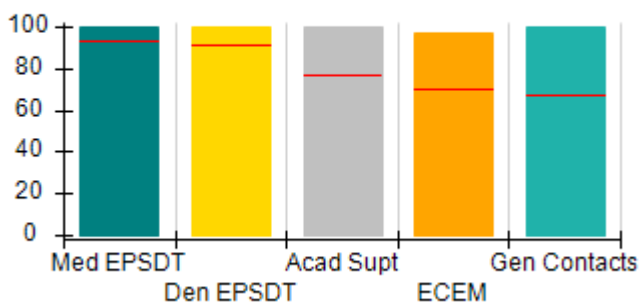
Safety Outcomes (%)



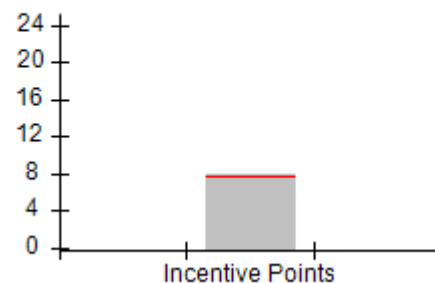
Permanency Outcomes (%)



Well-Being Outcomes (%)



Incentives Earned (Points)





DHS, DFCS, Office of Provider Management
Performance-Based Placement Measures
RBWO Provider GA+SCORECARD - CCI



Report Quarter: Q4 FY2018

Provider/Program Name: Georgia Sheriff's Youth Home - dba Herrington Homes (678) - CCI

8109 Hwy. 297, Nunez, GA 30448 Phone: 912-562-3968 Vendor ID# 35380	Quarterly Scores (Grades)		Current Quarter Score (Grade)
	Q1: 100.26 (A+)	Q2: 105.88 (A+)	104.38%
	Q3: 105.48 (A+)	Q4: 104.38 (A+)	(A+)

Program Census Information:	# Children in Care During Quarter: 13	# Placements During Quarter: 13	# Children in Care On Last Day: 10
-----------------------------	---------------------------------------	---------------------------------	------------------------------------

	Avg Performance All CCIs (%)	Provider Performance (%)*	Possible Points (Weight)	Provider Points Earned
--	-------------------------------------	----------------------------------	---------------------------------	-------------------------------

OPM Monitoring Reviews

Annual Comprehensive Reviews	88%	96%	25	24.11
Safety Reviews	94%	100%	15	14.93
Monitoring Sub-Total			40	39.04

CCI Safety Outcomes

Incidence of Maltreatment	0.27%	No Substantiated Reports	10	10.00
Staff Training/Foundations	68%	75%	5	3.75
Staff Safety Checks	98%	100%	5	5.00
Safety Sub-Total			20	18.75

CCI Permanency Outcomes

Placement Stability	90%	92%	15	13.80
Permanency Sub-Total			15	13.80

CCI Well-Being Outcomes

EPSDT Medical Visits	93%	100%	4	4.00
EPSDT Dental Visits	91%	100%	4	4.00
Academic Supports	76%	100%	3	3.00
Provider ECEM Visits	70%	97%	7	6.79
Provider General Contacts	67%	100%	7	7.00
Placements with Siblings	37%	58%	Not Scored	Not Scored
Placements within Legal County	14%	100%	Not Scored	Not Scored
Well-Being Sub-Total			25	24.79

*Performance calculation descriptions can be found in the FY 2018 RBWO PBP Measurements and Standards Guide.

Monitoring & Outcomes: Possible Points = 100		Points Earned = 96.38	
Score Before Incentives Credit		96.38%	
Incentives Awarded		8.00 pts	
PBP Verification		0.00 pts	
Total Score		104.38%	



DHS, DFCS, Office of Provider Management
Performance-Based Placement Measures
RBWO Provider GA+SCORECARD - CCI



Report Quarter: Q4 FY2018

Provider/Program Name: Georgia Sheriff's Youth Home - dba Herrington Homes (678) - CCI

Program Census Information:		# Children in Care During Quarter: 13	# Placements During Quarter: 13	# Children in Care On Last Day: 10
CCI Incentive Credits	Avg Performance All CCIs (Points)	Provider Performance (%)*	Possible Points (Weight)	Provider Points Earned
Early EPSDT Medical Visits		100%	2	2.00
Early EPSDT Dental Visits		100%	2	2.00
Permanency Contacts		None Planned	5	
Additional Academic Supports		0%	2	0.00
Active Agency Accreditation		0%	4	0.00
Staff Clinical Licensure		0%	5	0.00
Behavior Management (threshold = 0)		100%	4	4.00
Incentives Total	7.72		24	8.00
Maximum total combined incentive credit allowed is 10 points.			Incentives Awarded	8.00

*Performance calculation descriptions can be found in the FY 2018 RBWO PBP Measurements and Standards Guide.

Child Protective Services Investigations and Dispositions

The following investigations data, which is not used for scoring but is considered significant to a provider's performance, is from Georgia SHINES and is not considered final or complete until the end of the fiscal year.

Total Reports:	0
Number Screened In:	0
Number Screened Out:	0
Number Substantiated:	0
Number Unsubstantiated:	0
Number Active CPS Investigations:	0



DHS, DFCS, Office of Provider Management
Performance-Based Placement Measures
RBWO Provider GA+SCORECARD - CCI
Report Quarter: Q4 FY2018



Provider/Program Name: Georgia Sheriff's Youth Home - dba Mountainview (963) - CCI			
716 Jackson Lake Road, Chatsworth, GA 30705 Phone: 706-695-2100 Vendor ID# 35383	Quarterly Scores (Grades)		Current Quarter Score (Grade)
	Q1: 94.43 (A)	Q2: 105.31 (A+)	103.39% (A+)
	Q3: 107.96 (A+)	Q4: 103.39 (A+)	
Program Census Information:	# Children in Care During Quarter: 5	# Placements During Quarter: 5	# Children in Care On Last Day: 2
Quarterly Provider Comparisons to All CCIs			

▼ — indicates average for all CCIs





DHS, DFCS, Office of Provider Management
Performance-Based Placement Measures
RBWO Provider GA+SCORECARD - CCI
 Report Quarter: Q4 FY2018



Provider/Program Name: Georgia Sheriff's Youth Home - dba Mountainview (963) - CCI

716 Jackson Lake Road, Chatsworth, GA 30705 Phone: 706-695-2100 Vendor ID# 35383	Quarterly Scores (Grades)		Current Quarter Score (Grade)
	Q1: 94.43 (A)	Q2: 105.31 (A+)	103.39% (A+)
	Q3: 107.96 (A+)	Q4: 103.39 (A+)	

Program Census Information:	# Children in Care During Quarter: 5	# Placements During Quarter: 5	# Children in Care On Last Day: 2
-----------------------------	--------------------------------------	--------------------------------	-----------------------------------

	Avg Performance All CCIs (%)	Provider Performance (%)*	Possible Points (Weight)	Provider Points Earned
--	------------------------------	---------------------------	--------------------------	------------------------

OPM Monitoring Reviews

Annual Comprehensive Reviews	88%	97%	25	24.23
Safety Reviews	94%	99%	15	14.92
Monitoring Sub-Total			40	39.15

CCI Safety Outcomes

Incidence of Maltreatment	0.27%	No Substantiated Reports	10	10.00
Staff Training/Foundations	68%	100%	5	5.00
Staff Safety Checks	98%	100%	5	5.00
Safety Sub-Total			20	20.00

CCI Permanency Outcomes

Placement Stability	90%	100%	15	15.00
Permanency Sub-Total			15	15.00

CCI Well-Being Outcomes

EPSDT Medical Visits	93%	100%	4	4.00
EPSDT Dental Visits	91%	100%	4	4.00
Academic Supports	76%	100%	3	3.00
Provider ECEM Visits	70%	70%	7	4.90
Provider General Contacts	67%	70%	7	4.90
Placements with Siblings	37%	67%	Not Scored	Not Scored
Placements within Legal County	14%	100%	Not Scored	Not Scored
Well-Being Sub-Total			25	20.80

*Performance calculation descriptions can be found in the FY 2018 RBWO PBP Measurements and Standards Guide.

Monitoring & Outcomes: Possible Points = 100	Points Earned = 94.95
Score Before Incentives Credit	94.95%
Incentives Awarded	8.44 pts
PBP Verification	0.00 pts
Total Score	103.39%



DHS, DFCS, Office of Provider Management
Performance-Based Placement Measures
RBWO Provider GA+SCORECARD - CCI
Report Quarter: Q4 FY2018



Provider/Program Name: Georgia Sheriff's Youth Home - dba Mountainview (963) - CCI

Program Census Information:		# Children in Care During Quarter: 5	# Placements During Quarter: 5	# Children in Care On Last Day: 2
CCI Incentive Credits	Avg Performance All CCIs (Points)	Provider Performance (%)*	Possible Points (Weight)	Provider Points Earned
Early EPSDT Medical Visits		100%	2	2.00
Early EPSDT Dental Visits		100%	2	2.00
Permanency Contacts		None Planned	5	
Additional Academic Supports		22%	2	0.44
Active Agency Accreditation		0%	4	0.00
Staff Clinical Licensure		0%	5	0.00
Behavior Management (threshold = 0)		100%	4	4.00
Incentives Total	7.72		24	8.44
Maximum total combined incentive credit allowed is 10 points.			Incentives Awarded	8.44

*Performance calculation descriptions can be found in the FY 2018 RBWO PBP Measurements and Standards Guide.

Child Protective Services Investigations and Dispositions

The following investigations data, which is not used for scoring but is considered significant to a provider's performance, is from Georgia SHINES and is not considered final or complete until the end of the fiscal year.

Total Reports:	0	
Number Screened In:	0	
Number Screened Out:	0	
Number Substantiated:	0	
Number Unsubstantiated:	0	
Number Active CPS Investigations:	0	



DHS, DFCS, Office of Provider Management
Performance-Based Placement Measures
RBWO Provider GA+SCORECARD - CCI
 Report Quarter: Q4 FY2018



Provider/Program Name: Georgia Sheriff's Youth Home - dba Pineland (679) - CCI

2048 Young's Mill Rd., LaGrange, GA 30241

Phone: 706-845-9771

Vendor ID# 35381

Quarterly Scores (Grades)

Q1: 96.05 (A)

Q2: 105.91 (A+)

Q3: 107.23 (A+)

Q4: 106.64 (A+)

Current Quarter Score (Grade)

106.64%

(A+)

Program Census Information:

Children in Care During Quarter: 11

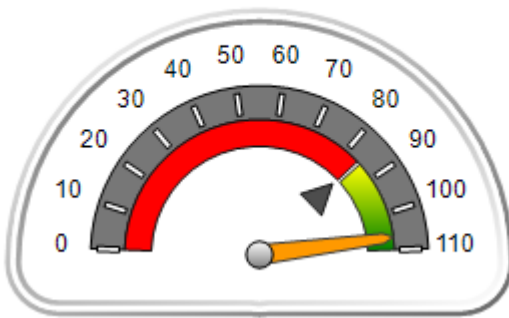
Placements During Quarter: 11

Children in Care On Last Day: 8

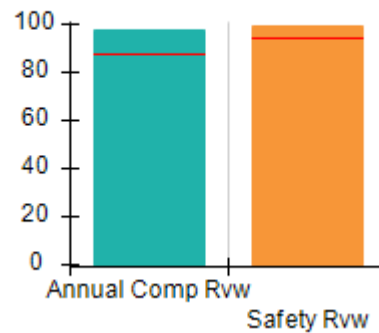
Quarterly Provider Comparisons to All CCIs

▼ indicates average for all CCIs

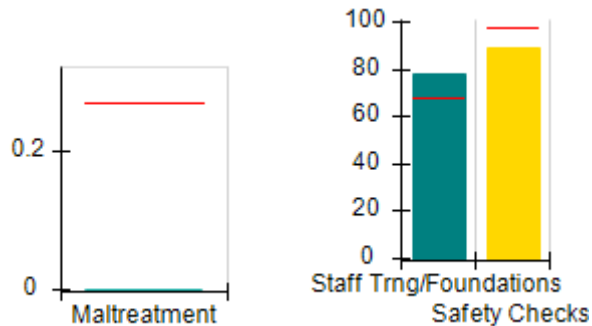
Overall Score (%)



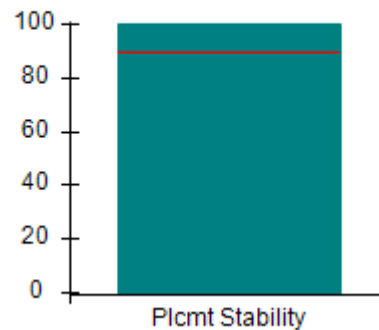
OPM Monitoring Reviews (%)



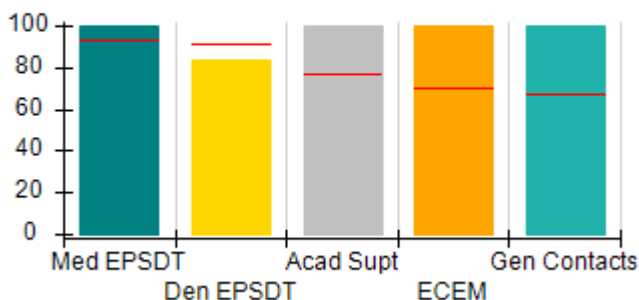
Safety Outcomes (%)



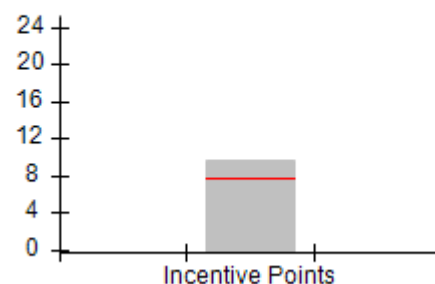
Permanency Outcomes (%)



Well-Being Outcomes (%)



Incentives Earned (Points)





DHS, DFCS, Office of Provider Management
Performance-Based Placement Measures
RBWO Provider GA+SCORECARD - CCI
Report Quarter: Q4 FY2018



Provider/Program Name: Georgia Sheriff's Youth Home - dba Pineland (679) - CCI

2048 Young's Mill Rd., LaGrange, GA 30241 Phone: 706-845-9771 Vendor ID# 35381	Quarterly Scores (Grades)		Current Quarter Score (Grade)
	Q1: 96.05 (A)	Q2: 105.91 (A+)	106.64%
	Q3: 107.23 (A+)	Q4: 106.64 (A+)	(A+)

Program Census Information:	# Children in Care During Quarter: 11	# Placements During Quarter: 11	# Children in Care On Last Day: 8
------------------------------------	--	--	--

	Avg Performance All CCIs (%)	Provider Performance (%)*	Possible Points (Weight)	Provider Points Earned
--	-------------------------------------	----------------------------------	---------------------------------	-------------------------------

OPM Monitoring Reviews

Annual Comprehensive Reviews	88%	98%	25	24.50
Safety Reviews	94%	99%	15	14.87
Monitoring Sub-Total			40	39.37

CCI Safety Outcomes

Incidence of Maltreatment	0.27%	No Substantiated Reports	10	10.00
Staff Training/Foundations	68%	78%	5	3.90
Staff Safety Checks	98%	89%	5	4.45
Safety Sub-Total			20	18.35

CCI Permanency Outcomes

Placement Stability	90%	100%	15	15.00
Permanency Sub-Total			15	15.00

CCI Well-Being Outcomes

EPSDT Medical Visits	93%	100%	4	4.00
EPSDT Dental Visits	91%	83%	4	3.32
Academic Supports	76%	100%	3	3.00
Provider ECEM Visits	70%	100%	7	7.00
Provider General Contacts	67%	100%	7	7.00
Placements with Siblings	37%	17%	Not Scored	Not Scored
Placements within Legal County	14%	0%	Not Scored	Not Scored
Well-Being Sub-Total			25	24.32

*Performance calculation descriptions can be found in the FY 2018 RBWO PBP Measurements and Standards Guide.

Monitoring & Outcomes: Possible Points = 100	Points Earned = 97.04
Score Before Incentives Credit	97.04%
Incentives Awarded	9.60 pts
PBP Verification	0.00 pts
Total Score	106.64%



DHS, DFCS, Office of Provider Management
Performance-Based Placement Measures
RBWO Provider GA+SCORECARD - CCI
Report Quarter: Q4 FY2018



Provider/Program Name: Georgia Sheriff's Youth Home - dba Pineland (679) - CCI

Program Census Information:		# Children in Care During Quarter: 11	# Placements During Quarter: 11	# Children in Care On Last Day: 8
CCI Incentive Credits	Avg Performance All CCIs (Points)	Provider Performance (%)*	Possible Points (Weight)	Provider Points Earned
Early EPSDT Medical Visits		100%	2	2.00
Early EPSDT Dental Visits		80%	2	1.60
Permanency Contacts		0%	5	0.00
Additional Academic Supports		100%	2	2.00
Active Agency Accreditation		0%	4	0.00
Staff Clinical Licensure		0%	5	0.00
Behavior Management (threshold = 0)		100%	4	4.00
Incentives Total	7.72		24	9.60
Maximum total combined incentive credit allowed is 10 points.			Incentives Awarded	9.60

*Performance calculation descriptions can be found in the FY 2018 RBWO PBP Measurements and Standards Guide.

Child Protective Services Investigations and Dispositions

The following investigations data, which is not used for scoring but is considered significant to a provider's performance, is from Georgia SHINES and is not considered final or complete until the end of the fiscal year.

Total Reports:	0	
Number Screened In:	0	
Number Screened Out:	0	
Number Substantiated:	0	
Number Unsubstantiated:	0	
Number Active CPS Investigations:	0	



DHS, DFCS, Office of Provider Management
Performance-Based Placement Measures
RBWO Provider GA+SCORECARD - CCI



Report Quarter: Q4 FY2018

Provider/Program Name: Goshen Valley Foundation - dba Goshen Valley Boy's Ranch (687) - CCI

387 Goshen Church Way, Waleska, GA 30183

Phone: 7707964618

Vendor ID# 35392

Quarterly Scores (Grades)

Current Quarter Score (Grade)

Q1: 109.10 (A+)

Q2: 108.79 (A+)

108.74%

Q3: 108.73 (A+)

Q4: 108.74 (A+)

(A+)

Program Census Information:

Children in Care During Quarter: 53

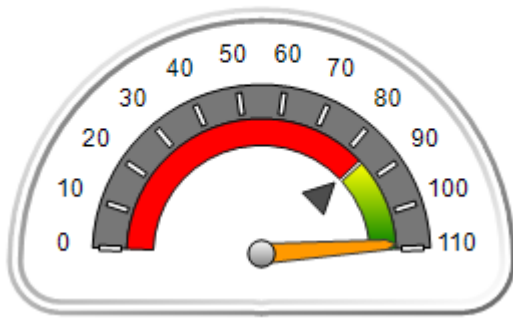
Placements During Quarter: 53

Children in Care On Last Day: 38

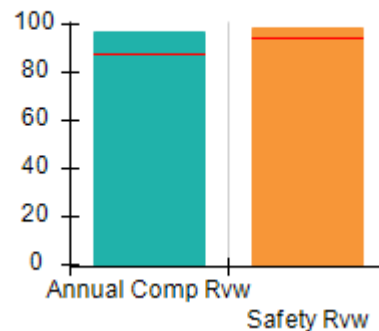
Quarterly Provider Comparisons to All CCIs

▼ indicates average for all CCIs

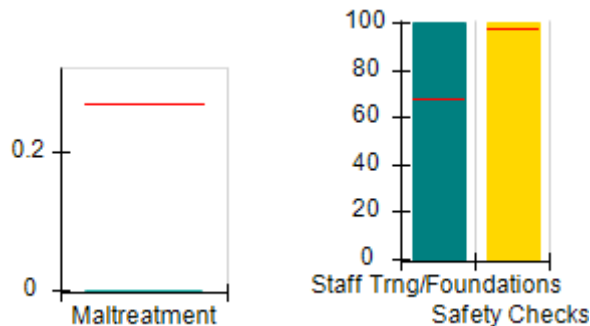
Overall Score (%)



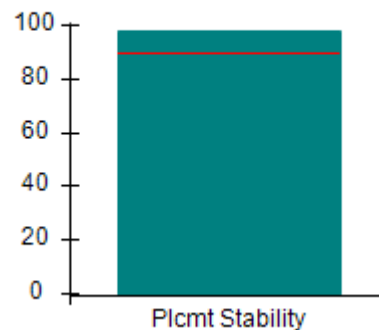
OPM Monitoring Reviews (%)



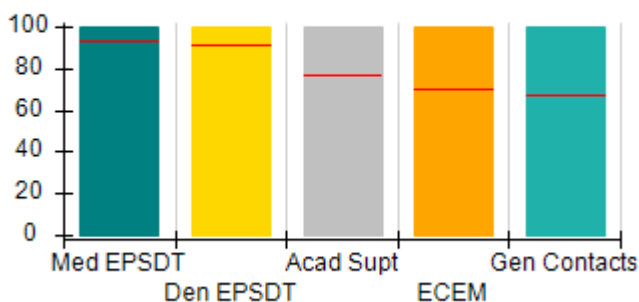
Safety Outcomes (%)



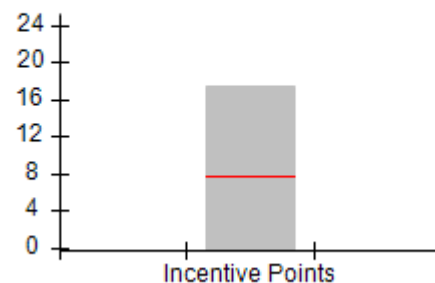
Permanency Outcomes (%)



Well-Being Outcomes (%)



Incentives Earned (Points)





DHS, DFCS, Office of Provider Management
Performance-Based Placement Measures
RBWO Provider GA+SCORECARD - CCI



Report Quarter: Q4 FY2018

Provider/Program Name: Goshen Valley Foundation - dba Goshen Valley Boy's Ranch (687) - CCI				
387 Goshen Church Way, Waleska, GA 30183		Quarterly Scores (Grades)		Current Quarter Score (Grade)
Phone: 7707964618		Q1: 109.10 (A+)	Q2: 108.79 (A+)	108.74% (A+)
Vendor ID# 35392		Q3: 108.73 (A+)	Q4: 108.74 (A+)	
Program Census Information:		# Children in Care During Quarter: 53	# Placements During Quarter: 53	# Children in Care On Last Day: 38
	Avg Performance All CCIs (%)	Provider Performance (%)*	Possible Points (Weight)	Provider Points Earned
OPM Monitoring Reviews				
Annual Comprehensive Reviews	88%	97%	25	24.25
Safety Reviews	94%	99%	15	14.79
Monitoring Sub-Total			40	39.04
CCI Safety Outcomes				
Incidence of Maltreatment	0.27%	No Substantiated Reports	10	10.00
Staff Training/Foundations	68%	100%	5	5.00
Staff Safety Checks	98%	100%	5	5.00
Safety Sub-Total			20	20.00
CCI Permanency Outcomes				
Placement Stability	90%	98%	15	14.70
Permanency Sub-Total			15	14.70
CCI Well-Being Outcomes				
EPSDT Medical Visits	93%	100%	4	4.00
EPSDT Dental Visits	91%	100%	4	4.00
Academic Supports	76%	100%	3	3.00
Provider ECEM Visits	70%	100%	7	7.00
Provider General Contacts	67%	100%	7	7.00
Placements with Siblings	37%	32%	Not Scored	Not Scored
Placements within Legal County	14%	17%	Not Scored	Not Scored
Well-Being Sub-Total			25	25.00

*Performance calculation descriptions can be found in the FY 2018 RBWO PBP Measurements and Standards Guide.

Monitoring & Outcomes: Possible Points = 100	Points Earned = 98.74
Score Before Incentives Credit	98.74%
Incentives Awarded	10.00 pts
PBP Verification	N/A pts
Total Score	108.74%



DHS, DFCS, Office of Provider Management
Performance-Based Placement Measures
RBWO Provider GA+SCORECARD - CCI



Report Quarter: Q4 FY2018

Provider/Program Name: Goshen Valley Foundation - dba Goshen Valley Boy's Ranch (687) - CCI

Program Census Information:		# Children in Care During Quarter: 53	# Placements During Quarter: 53	# Children in Care On Last Day: 38
CCI Incentive Credits	Avg Performance All CCIs (Points)	Provider Performance (%)*	Possible Points (Weight)	Provider Points Earned
Early EPSDT Medical Visits		100%	2	2.00
Early EPSDT Dental Visits		100%	2	2.00
Permanency Contacts		100%	5	5.00
Additional Academic Supports		1%	2	0.02
Active Agency Accreditation		100%	4	4.00
Staff Clinical Licensure		10%	5	0.50
Behavior Management (threshold = 0)		100%	4	4.00
Incentives Total	7.72		24	17.52
Maximum total combined incentive credit allowed is 10 points.			Incentives Awarded	10.00

*Performance calculation descriptions can be found in the FY 2018 RBWO PBP Measurements and Standards Guide.

Child Protective Services Investigations and Dispositions

The following investigations data, which is not used for scoring but is considered significant to a provider's performance, is from Georgia SHINES and is not considered final or complete until the end of the fiscal year.

Total Reports:	3
Number Screened In:	1
Number Screened Out:	2
Number Substantiated:	0
Number Unsubstantiated:	1
Number Active CPS Investigations:	0



DHS, DFCS, Office of Provider Management
Performance-Based Placement Measures
RBWO Provider GA+SCORECARD - CCI
Report Quarter: Q4 FY2018



Provider/Program Name: Goshen Valley Foundation - dba Hope House (5196) - CCI

187 Goshen Church Way, Waleska, GA 30183

Phone: 770-796-4618

Vendor ID# 106196

Quarterly Scores (Grades)

Q1: 109.33 (A+)

Q2: 108.79 (A+)

Q3: 105.57 (A+)

Q4: 108.75 (A+)

Current Quarter Score (Grade)

108.75%

(A+)

Program Census Information:

Children in Care During
Quarter: 12

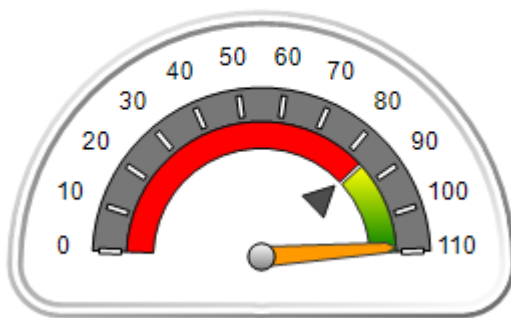
Placements During
Quarter: 12

Children in Care On Last
Day: 7

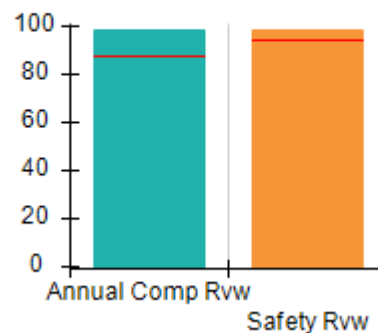
Quarterly Provider Comparisons to All CCIs

▼ indicates average for all CCIs

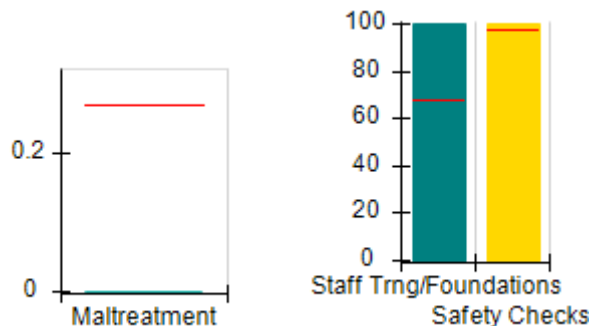
Overall Score (%)



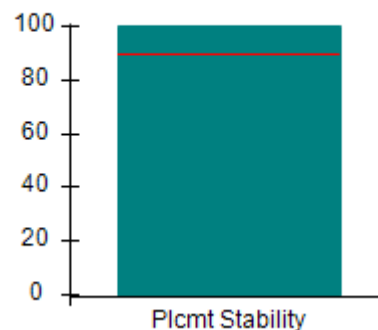
OPM Monitoring Reviews (%)



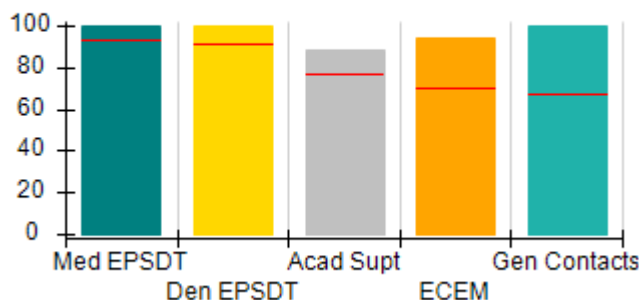
Safety Outcomes (%)



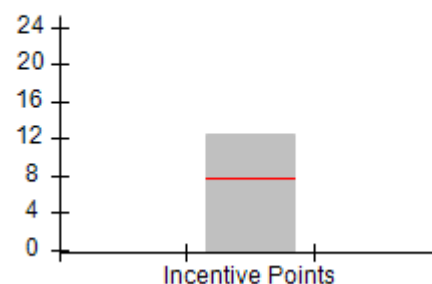
Permanency Outcomes (%)



Well-Being Outcomes (%)



Incentives Earned (Points)





DHS, DFCS, Office of Provider Management
Performance-Based Placement Measures
RBWO Provider GA+SCORECARD - CCI
 Report Quarter: Q4 FY2018



Provider/Program Name: Goshen Valley Foundation - dba Hope House (5196) - CCI				
187 Goshen Church Way, Waleska, GA 30183 Phone: 770-796-4618 Vendor ID# 106196		Quarterly Scores (Grades)		Current Quarter Score (Grade)
		Q1: 109.33 (A+)	Q2: 108.79 (A+)	108.75% (A+)
		Q3: 105.57 (A+)	Q4: 108.75 (A+)	
Program Census Information:		# Children in Care During Quarter: 12	# Placements During Quarter: 12	# Children in Care On Last Day: 7
	Avg Performance All CCIs (%)	Provider Performance (%)*	Possible Points (Weight)	Provider Points Earned
OPM Monitoring Reviews				
Annual Comprehensive Reviews	88%	99%	25	24.70
Safety Reviews	94%	99%	15	14.83
Monitoring Sub-Total			40	39.53
CCI Safety Outcomes				
Incidence of Maltreatment	0.27%	No Substantiated Reports	10	10.00
Staff Training/Foundations	68%	100%	5	5.00
Staff Safety Checks	98%	100%	5	5.00
Safety Sub-Total			20	20.00
CCI Permanency Outcomes				
Placement Stability	90%	100%	15	15.00
Permanency Sub-Total			15	15.00
CCI Well-Being Outcomes				
EPSDT Medical Visits	93%	100%	4	4.00
EPSDT Dental Visits	91%	100%	4	4.00
Academic Supports	76%	88%	3	2.64
Provider ECEM Visits	70%	94%	7	6.58
Provider General Contacts	67%	100%	7	7.00
Placements with Siblings	37%	8%	Not Scored	Not Scored
Placements within Legal County	14%	17%	Not Scored	Not Scored
Well-Being Sub-Total			25	24.22
*Performance calculation descriptions can be found in the FY 2018 RBWO PBP Measurements and Standards Guide.				

Monitoring & Outcomes: Possible Points = 100		Points Earned = 98.75	
Score Before Incentives Credit		98.75%	
Incentives Awarded		10.00 pts	
PBP Verification		N/A pts	
Total Score		108.75%	



DHS, DFCS, Office of Provider Management
Performance-Based Placement Measures
RBWO Provider GA+SCORECARD - CCI
Report Quarter: Q4 FY2018



Provider/Program Name: Goshen Valley Foundation - dba Hope House (5196) - CCI

Program Census Information:		# Children in Care During Quarter: 12	# Placements During Quarter: 12	# Children in Care On Last Day: 7
CCI Incentive Credits	Avg Performance All CCIs (Points)	Provider Performance (%)*	Possible Points (Weight)	Provider Points Earned
Early EPSDT Medical Visits		100%	2	2.00
Early EPSDT Dental Visits		100%	2	2.00
Permanency Contacts		None Planned	5	
Additional Academic Supports		0%	2	0.00
Active Agency Accreditation		100%	4	4.00
Staff Clinical Licensure		10%	5	0.50
Behavior Management (threshold = 0)		100%	4	4.00
Incentives Total	7.72		24	12.50
Maximum total combined incentive credit allowed is 10 points.			Incentives Awarded	10.00

*Performance calculation descriptions can be found in the FY 2018 RBWO PBP Measurements and Standards Guide.

Child Protective Services Investigations and Dispositions

The following investigations data, which is not used for scoring but is considered significant to a provider's performance, is from Georgia SHINES and is not considered final or complete until the end of the fiscal year.

Total Reports:	0	
Number Screened In:	0	
Number Screened Out:	0	
Number Substantiated:	0	
Number Unsubstantiated:	0	
Number Active CPS Investigations:	0	



DHS, DFCS, Office of Provider Management
Performance-Based Placement Measures
RBWO Provider GA+SCORECARD - CCI
Report Quarter: Q4 FY2018



Provider/Program Name: Greenbriar Children's Center - (688) - CCI

3709 Hopkins St., Savannah, GA 31405

Phone: 912-234-3431

Vendor ID# 35393

Quarterly Scores (Grades)

Q1: 70.92 (C-)

Q2: 85.69 (B)

Q3: 95.57 (A)

Q4: 91.36 (A-)

Current Quarter Score (Grade)

91.36%

(A-)

Program Census Information:

Children in Care During
Quarter: 9

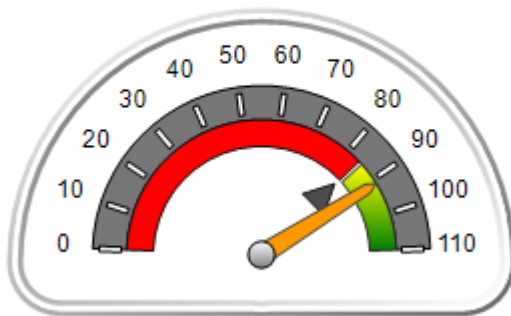
Placements During
Quarter: 9

Children in Care On Last
Day: 7

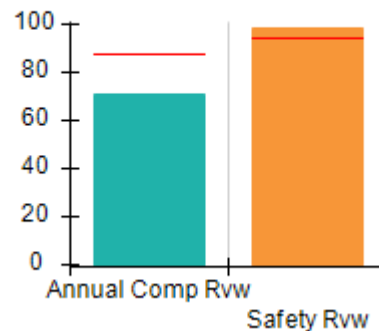
Quarterly Provider Comparisons to All CCIs

▼ indicates average for all CCIs

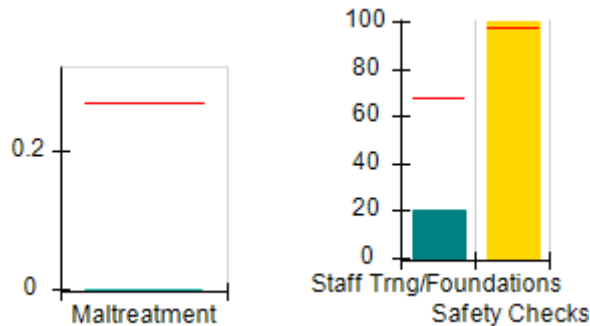
Overall Score (%)



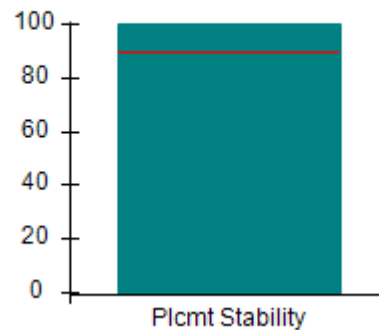
OPM Monitoring Reviews (%)



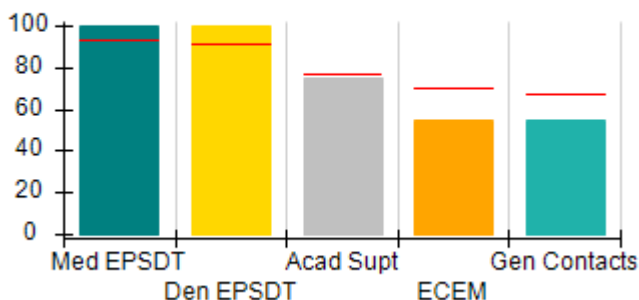
Safety Outcomes (%)



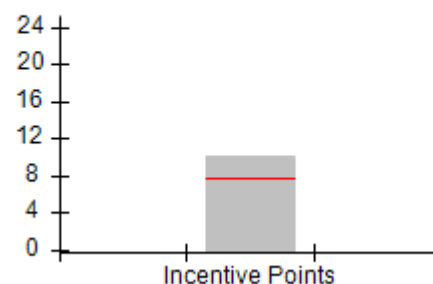
Permanency Outcomes (%)



Well-Being Outcomes (%)



Incentives Earned (Points)





DHS, DFCS, Office of Provider Management
Performance-Based Placement Measures
RBWO Provider GA+SCORECARD - CCI
 Report Quarter: Q4 FY2018



Provider/Program Name: Greenbriar Children's Center - (688) - CCI

3709 Hopkins St., Savannah, GA 31405 Phone: 912-234-3431 Vendor ID# 35393	Quarterly Scores (Grades)		Current Quarter Score (Grade)
	Q1: 70.92 (C-)	Q2: 85.69 (B)	91.36% (A-)
	Q3: 95.57 (A)	Q4: 91.36 (A-)	

Program Census Information:	# Children in Care During Quarter: 9	# Placements During Quarter: 9	# Children in Care On Last Day: 7
-----------------------------	--------------------------------------	--------------------------------	-----------------------------------

	Avg Performance All CCIs (%)	Provider Performance (%)*	Possible Points (Weight)	Provider Points Earned
--	-------------------------------------	----------------------------------	---------------------------------	-------------------------------

OPM Monitoring Reviews

Annual Comprehensive Reviews	88%	71%	25	17.63
Safety Reviews	94%	99%	15	14.78
Monitoring Sub-Total			40	32.41

CCI Safety Outcomes

Incidence of Maltreatment	0.27%	No Substantiated Reports	10	10.00
Staff Training/Foundations	68%	20%	5	1.00
Staff Safety Checks	98%	100%	5	5.00
Safety Sub-Total			20	16.00

CCI Permanency Outcomes

Placement Stability	90%	100%	15	15.00
Permanency Sub-Total			15	15.00

CCI Well-Being Outcomes

EPSDT Medical Visits	93%	100%	4	4.00
EPSDT Dental Visits	91%	100%	4	4.00
Academic Supports	76%	75%	3	2.25
Provider ECEM Visits	70%	55%	7	3.85
Provider General Contacts	67%	55%	7	3.85
Placements with Siblings	37%	Not Eligible	Not Scored	Not Scored
Placements within Legal County	14%	80%	Not Scored	Not Scored
Well-Being Sub-Total			25	17.95

*Performance calculation descriptions can be found in the FY 2018 RBWO PBP Measurements and Standards Guide.

Monitoring & Outcomes: Possible Points = 100	Points Earned = 81.36
Score Before Incentives Credit	81.36%
Incentives Awarded	10.00 pts
PBP Verification	0.00 pts
Total Score	91.36%



DHS, DFCS, Office of Provider Management
Performance-Based Placement Measures
RBWO Provider GA+SCORECARD - CCI
Report Quarter: Q4 FY2018



Provider/Program Name: Greenbriar Children's Center - (688) - CCI

Program Census Information:		# Children in Care During Quarter: 9	# Placements During Quarter: 9	# Children in Care On Last Day: 7
CCI Incentive Credits	Avg Performance All CCIs (Points)	Provider Performance (%)*	Possible Points (Weight)	Provider Points Earned
Early EPSDT Medical Visits		100%	2	2.00
Early EPSDT Dental Visits		100%	2	2.00
Permanency Contacts		0%	5	0.00
Additional Academic Supports		0%	2	0.00
Active Agency Accreditation		50%	4	2.00
Staff Clinical Licensure		0%	5	0.00
Behavior Management (threshold = 0)		100%	4	4.00
Incentives Total	7.72		24	10.00
Maximum total combined incentive credit allowed is 10 points.			Incentives Awarded	10.00

*Performance calculation descriptions can be found in the FY 2018 RBWO PBP Measurements and Standards Guide.

Child Protective Services Investigations and Dispositions

The following investigations data, which is not used for scoring but is considered significant to a provider's performance, is from Georgia SHINES and is not considered final or complete until the end of the fiscal year.

Total Reports:	0	
Number Screened In:	0	
Number Screened Out:	0	
Number Substantiated:	0	
Number Unsubstantiated:	0	
Number Active CPS Investigations:	0	



DHS, DFCS, Office of Provider Management
Performance-Based Placement Measures
RBWO Provider GA+SCORECARD - CCI
Report Quarter: Q4 FY2018



Provider/Program Name: Guardian Home of Hope, Inc. - (5187) - CCI

4290 Valley Crest Drive, Columbus, GA 31907

Phone: 762-821-2303

Vendor ID# 121306

Quarterly Scores (Grades)

Current Quarter Score (Grade)

Q1: 80.68 (B-)

Q2: 79.27 (C+)

91.16%

Q3: 80.74 (B-)

Q4: 91.16 (A-)

(A-)

Program Census Information:

Children in Care During Quarter: 10

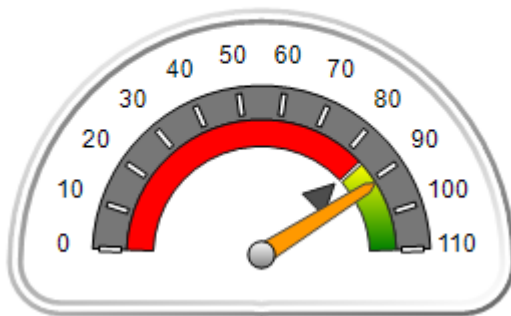
Placements During Quarter: 11

Children in Care On Last Day: 6

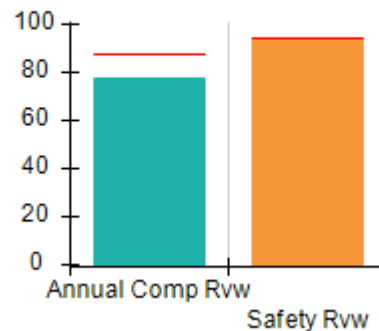
Quarterly Provider Comparisons to All CCIs

▼ — indicates average for all CCIs

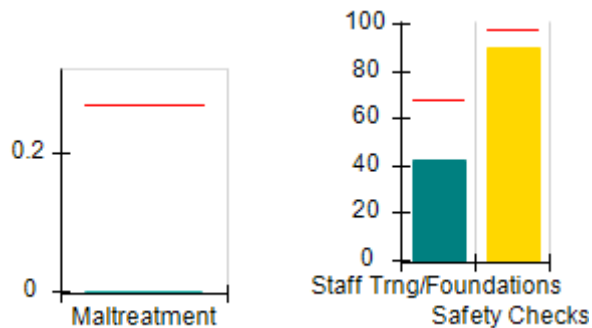
Overall Score (%)



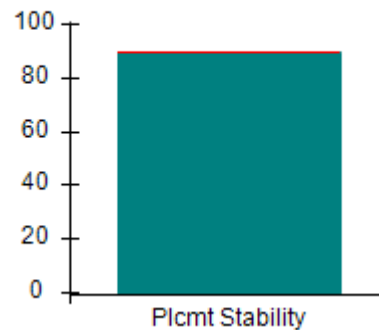
OPM Monitoring Reviews (%)



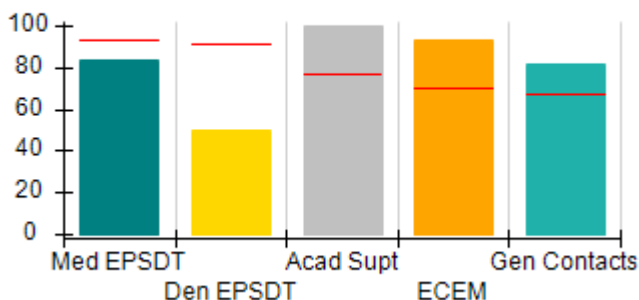
Safety Outcomes (%)



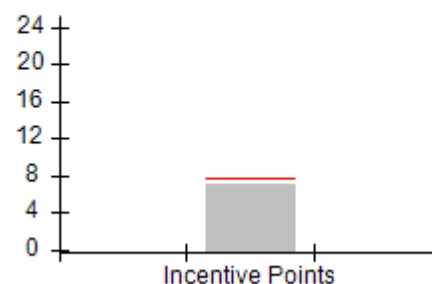
Permanency Outcomes (%)



Well-Being Outcomes (%)



Incentives Earned (Points)





DHS, DFCS, Office of Provider Management
Performance-Based Placement Measures
RBWO Provider GA+SCORECARD - CCI
 Report Quarter: Q4 FY2018



Provider/Program Name: Guardian Home of Hope, Inc. - (5187) - CCI

4290 Valley Crest Drive, Columbus, GA 31907 Phone: 762-821-2303 Vendor ID# 121306	Quarterly Scores (Grades)		Current Quarter Score (Grade)
	Q1: 80.68 (B-)	Q2: 79.27 (C+)	91.16%
	Q3: 80.74 (B-)	Q4: 91.16 (A-)	(A-)

Program Census Information:	# Children in Care During Quarter: 10	# Placements During Quarter: 11	# Children in Care On Last Day: 6
-----------------------------	---------------------------------------	---------------------------------	-----------------------------------

	Avg Performance All CCIs (%)	Provider Performance (%)*	Possible Points (Weight)	Provider Points Earned
--	-------------------------------------	----------------------------------	---------------------------------	-------------------------------

OPM Monitoring Reviews

Annual Comprehensive Reviews	88%	77%	25	19.35
Safety Reviews	94%	95%	15	14.19
Monitoring Sub-Total			40	33.53

CCI Safety Outcomes

Incidence of Maltreatment	0.27%	No Substantiated Reports	10	10.00
Staff Training/Foundations	68%	42%	5	2.10
Staff Safety Checks	98%	90%	5	4.50
Safety Sub-Total			20	16.60

CCI Permanency Outcomes

Placement Stability	90%	90%	15	13.50
Permanency Sub-Total			15	13.50

CCI Well-Being Outcomes

EPSDT Medical Visits	93%	83%	4	3.32
EPSDT Dental Visits	91%	50%	4	2.00
Academic Supports	76%	100%	3	3.00
Provider ECEM Visits	70%	93%	7	6.51
Provider General Contacts	67%	82%	7	5.74
Placements with Siblings	37%	0%	Not Scored	Not Scored
Placements within Legal County	14%	0%	Not Scored	Not Scored
Well-Being Sub-Total			25	20.57

*Performance calculation descriptions can be found in the FY 2018 RBWO PBP Measurements and Standards Guide.

Monitoring & Outcomes: Possible Points = 100	Points Earned = 84.20
Score Before Incentives Credit	84.20%
Incentives Awarded	6.96 pts
PBP Verification	N/A pts
Total Score	91.16%



DHS, DFCS, Office of Provider Management
Performance-Based Placement Measures
RBWO Provider GA+SCORECARD - CCI
Report Quarter: Q4 FY2018



Provider/Program Name: Guardian Home of Hope, Inc. - (5187) - CCI

Program Census Information:		# Children in Care During Quarter: 10	# Placements During Quarter: 11	# Children in Care On Last Day: 6
CCI Incentive Credits	Avg Performance All CCIs (Points)	Provider Performance (%)*	Possible Points (Weight)	Provider Points Earned
Early EPSDT Medical Visits		67%	2	1.34
Early EPSDT Dental Visits		50%	2	1.00
Permanency Contacts		None Planned	5	
Additional Academic Supports		31%	2	0.62
Active Agency Accreditation		0%	4	0.00
Staff Clinical Licensure		0%	5	0.00
Behavior Management (threshold = 0)		100%	4	4.00
Incentives Total	7.72		24	6.96
Maximum total combined incentive credit allowed is 10 points.			Incentives Awarded	6.96

*Performance calculation descriptions can be found in the FY 2018 RBWO PBP Measurements and Standards Guide.

Child Protective Services Investigations and Dispositions

The following investigations data, which is not used for scoring but is considered significant to a provider's performance, is from Georgia SHINES and is not considered final or complete until the end of the fiscal year.

Total Reports:	0	
Number Screened In:	0	
Number Screened Out:	0	
Number Substantiated:	0	
Number Unsubstantiated:	0	
Number Active CPS Investigations:	0	



DHS, DFCS, Office of Provider Management
Performance-Based Placement Measures
RBWO Provider GA+SCORECARD - CCI
Report Quarter: Q4 FY2018



Provider/Program Name: Heritage Homes of Woodstock - (5336) - CCI

156 Dial Dr., Woodstock, GA 30188

Phone: 678-463-5695

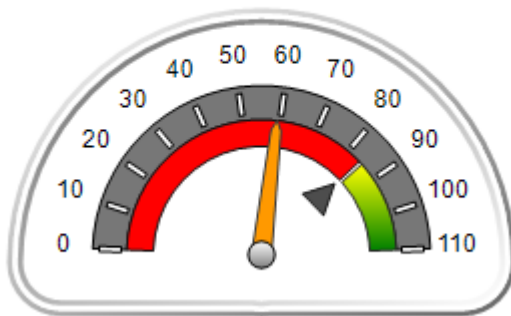
Vendor ID# 156519

Quarterly Scores (Grades)		Current Quarter Score (Grade)
Q1: (N/A)	Q2: (N/A)	59.15% (F)
Q3: 67.16 (D+)	Q4: 59.15 (F)	
Program Census Information:	# Children in Care During Quarter: 10	# Placements During Quarter: 11
		# Children in Care On Last Day: 5

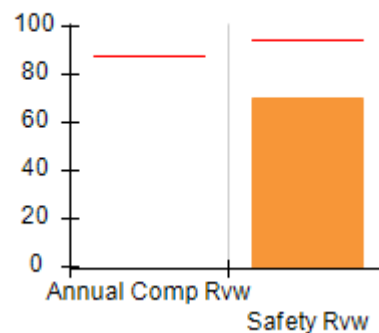
Quarterly Provider Comparisons to All CCIs

▼ — indicates average for all CCIs

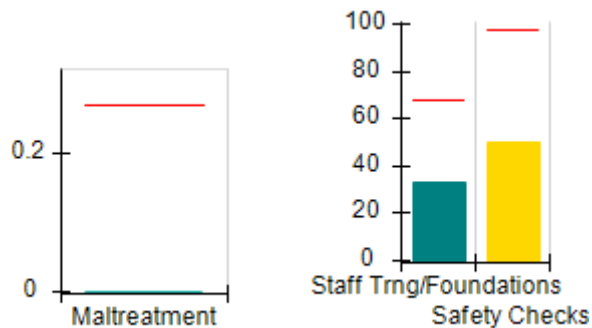
Overall Score (%)



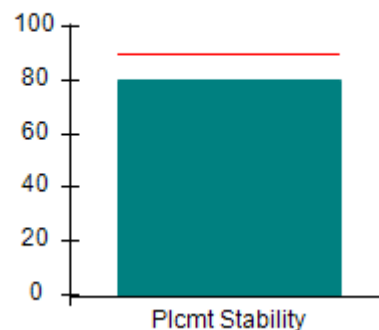
OPM Monitoring Reviews (%)



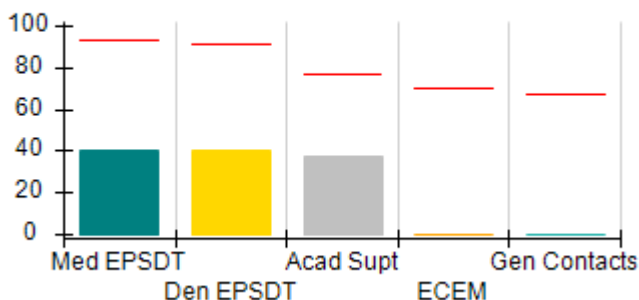
Safety Outcomes (%)



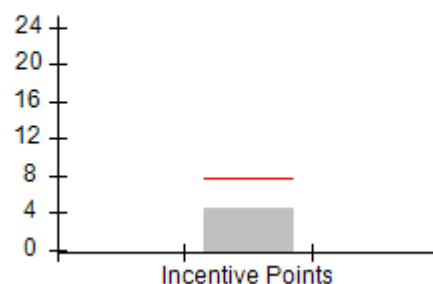
Permanency Outcomes (%)



Well-Being Outcomes (%)



Incentives Earned (Points)





DHS, DFCS, Office of Provider Management
Performance-Based Placement Measures
RBWO Provider GA+SCORECARD - CCI
 Report Quarter: Q4 FY2018



Provider/Program Name: Heritage Homes of Woodstock - (5336) - CCI

156 Dial Dr., Woodstock, GA 30188 Phone: 678-463-5695 Vendor ID# 156519	Quarterly Scores (Grades)		Current Quarter Score (Grade)
	Q1: (N/A)	Q2: (N/A)	59.15% (F)
	Q3: 67.16 (D+)	Q4: 59.15 (F)	

Program Census Information:	# Children in Care During Quarter: 10	# Placements During Quarter: 11	# Children in Care On Last Day: 5
-----------------------------	---------------------------------------	---------------------------------	-----------------------------------

	Avg Performance All CCIs (%)	Provider Performance (%)*	Possible Points (Weight)	Provider Points Earned
--	------------------------------	---------------------------	--------------------------	------------------------

OPM Monitoring Reviews

Annual Comprehensive Reviews	88%	Not Yet Conducted		
Safety Reviews	94%	70%	15	10.50
Monitoring Sub-Total			15	10.50

CCI Safety Outcomes

Incidence of Maltreatment	0.27%	No Substantiated Reports	10	10.00
Staff Training/Foundations	68%	33%	5	1.65
Staff Safety Checks	98%	50%	5	2.50
Safety Sub-Total			20	14.15

CCI Permanency Outcomes

Placement Stability	90%	80%	15	12.00
Permanency Sub-Total			15	12.00

CCI Well-Being Outcomes

EPSDT Medical Visits	93%	40%	4	1.60
EPSDT Dental Visits	91%	40%	4	1.60
Academic Supports	76%	38%	3	1.14
Provider ECEM Visits	70%	0%	7	0.00
Provider General Contacts	67%	0%	7	0.00
Placements with Siblings	37%	Not Eligible	Not Scored	Not Scored
Placements within Legal County	14%	0%	Not Scored	Not Scored
Well-Being Sub-Total			25	4.34

*Performance calculation descriptions can be found in the FY 2018 RBWO PBP Measurements and Standards Guide.

Monitoring & Outcomes: Possible Points = 75	Points Earned = 40.99
Score Before Incentives Credit	54.65%
Incentives Awarded	4.50 pts
PBP Verification	N/A pts
Total Score	59.15%



DHS, DFCS, Office of Provider Management
Performance-Based Placement Measures
RBWO Provider GA+SCORECARD - CCI
Report Quarter: Q4 FY2018



Provider/Program Name: Heritage Homes of Woodstock - (5336) - CCI

Program Census Information:		# Children in Care During Quarter: 10	# Placements During Quarter: 11	# Children in Care On Last Day: 5
CCI Incentive Credits	Avg Performance All CCIs (Points)	Provider Performance (%)*	Possible Points (Weight)	Provider Points Earned
Early EPSDT Medical Visits		25%	2	0.50
Early EPSDT Dental Visits		0%	2	0.00
Permanency Contacts		0%	5	0.00
Additional Academic Supports		0%	2	0.00
Active Agency Accreditation		0%	4	0.00
Staff Clinical Licensure		0%	5	0.00
Behavior Management (threshold = 0)		100%	4	4.00
Incentives Total	7.72		24	4.50
Maximum total combined incentive credit allowed is 10 points.			Incentives Awarded	4.50

*Performance calculation descriptions can be found in the FY 2018 RBWO PBP Measurements and Standards Guide.

Child Protective Services Investigations and Dispositions

The following investigations data, which is not used for scoring but is considered significant to a provider's performance, is from Georgia SHINES and is not considered final or complete until the end of the fiscal year.

Total Reports:	2	
Number Screened In:	2	
Number Screened Out:	0	
Number Substantiated:	0	
Number Unsubstantiated:	2	
Number Active CPS Investigations:	0	



DHS, DFCS, Office of Provider Management
Performance-Based Placement Measures
RBWO Provider GA+SCORECARD - CCI
Report Quarter: Q4 FY2018



Provider/Program Name: House of Dawn - Second Chance Home (918) - CCI

298 South Main Street , Jonesboro, GA 30236

Phone: 770 477-2385

Vendor ID# 35422

Quarterly Scores (Grades)

Q1: 88.73 (B+)

Q2: 100.61 (A+)

Q3: 101.05 (A+)

Q4: 87.93 (B+)

Current Quarter Score (Grade)

87.93%

(B+)

Program Census Information:

Children in Care During Quarter: 7

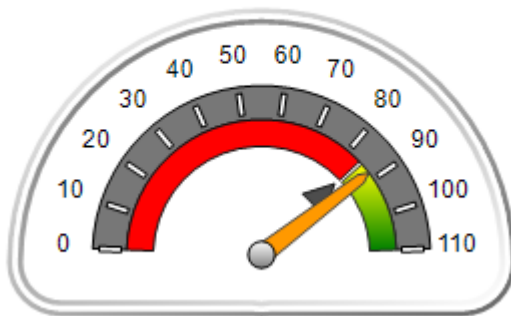
Placements During Quarter: 7

Children in Care On Last Day: 3

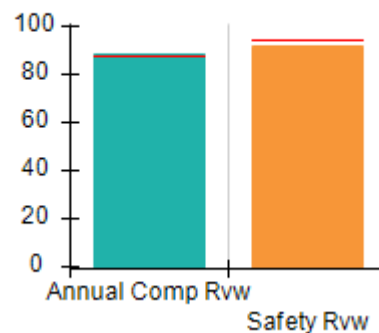
Quarterly Provider Comparisons to All CCIs

▼ — indicates average for all CCIs

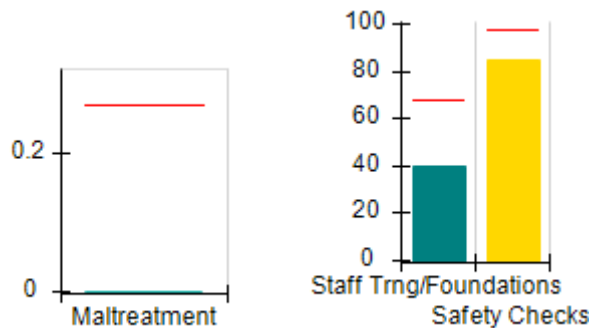
Overall Score (%)



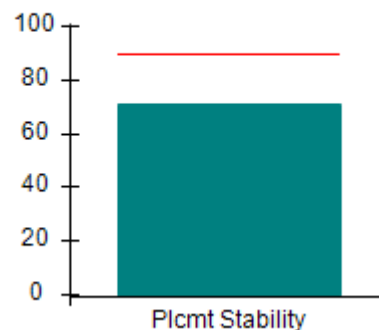
OPM Monitoring Reviews (%)



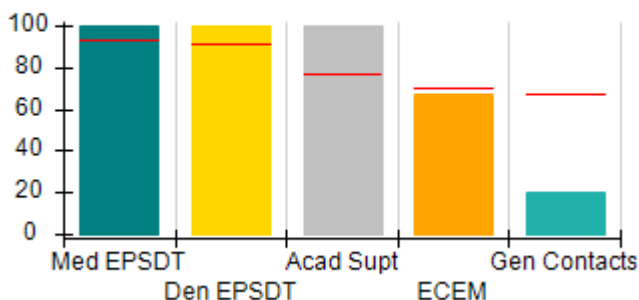
Safety Outcomes (%)



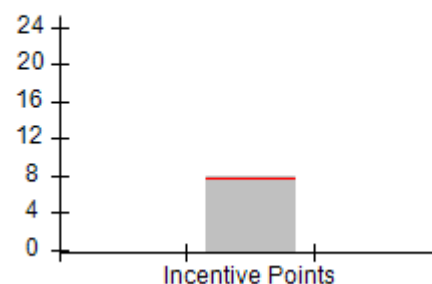
Permanency Outcomes (%)



Well-Being Outcomes (%)



Incentives Earned (Points)





DHS, DFCS, Office of Provider Management
Performance-Based Placement Measures
RBWO Provider GA+SCORECARD - CCI
 Report Quarter: Q4 FY2018



Provider/Program Name: House of Dawn - Second Chance Home (918) - CCI				
298 South Main Street , Jonesboro, GA 30236 Phone: 770 477-2385 Vendor ID# 35422		Quarterly Scores (Grades)		Current Quarter Score (Grade)
		Q1: 88.73 (B+)	Q2: 100.61 (A+)	87.93% (B+)
		Q3: 101.05 (A+)	Q4: 87.93 (B+)	
Program Census Information:		# Children in Care During Quarter: 7	# Placements During Quarter: 7	# Children in Care On Last Day: 3
	Avg Performance All CCIs (%)	Provider Performance (%)*	Possible Points (Weight)	Provider Points Earned
OPM Monitoring Reviews				
Annual Comprehensive Reviews	88%	89%	25	22.15
Safety Reviews	94%	92%	15	13.79
Monitoring Sub-Total			40	35.94
CCI Safety Outcomes				
Incidence of Maltreatment	0.27%	No Substantiated Reports	10	10.00
Staff Training/Foundations	68%	40%	5	2.00
Staff Safety Checks	98%	85%	5	4.25
Safety Sub-Total			20	16.25
CCI Permanency Outcomes				
Placement Stability	90%	71%	15	10.65
Permanency Sub-Total			15	10.65
CCI Well-Being Outcomes				
EPSDT Medical Visits	93%	100%	4	4.00
EPSDT Dental Visits	91%	100%	4	4.00
Academic Supports	76%	100%	3	3.00
Provider ECEM Visits	70%	67%	7	4.69
Provider General Contacts	67%	20%	7	1.40
Placements with Siblings	37%	Not Eligible	Not Scored	Not Scored
Placements within Legal County	14%	0%	Not Scored	Not Scored
Well-Being Sub-Total			25	17.09
*Performance calculation descriptions can be found in the FY 2018 RBWO PBP Measurements and Standards Guide.				

Monitoring & Outcomes: Possible Points = 100		Points Earned = 79.93	
Score Before Incentives Credit		79.93%	
Incentives Awarded		8.00 pts	
PBP Verification		N/A pts	
Total Score		87.93%	



DHS, DFCS, Office of Provider Management
Performance-Based Placement Measures
RBWO Provider GA+SCORECARD - CCI
Report Quarter: Q4 FY2018



Provider/Program Name: House of Dawn - Second Chance Home (918) - CCI

Program Census Information:		# Children in Care During Quarter: 7	# Placements During Quarter: 7	# Children in Care On Last Day: 3
CCI Incentive Credits	Avg Performance All CCIs (Points)	Provider Performance (%)*	Possible Points (Weight)	Provider Points Earned
Early EPSDT Medical Visits		100%	2	2.00
Early EPSDT Dental Visits		100%	2	2.00
Permanency Contacts		None Planned	5	
Additional Academic Supports		0%	2	0.00
Active Agency Accreditation		0%	4	0.00
Staff Clinical Licensure		0%	5	0.00
Behavior Management (threshold = 0)		100%	4	4.00
Incentives Total	7.72		24	8.00
Maximum total combined incentive credit allowed is 10 points.			Incentives Awarded	8.00

*Performance calculation descriptions can be found in the FY 2018 RBWO PBP Measurements and Standards Guide.

Child Protective Services Investigations and Dispositions

The following investigations data, which is not used for scoring but is considered significant to a provider's performance, is from Georgia SHINES and is not considered final or complete until the end of the fiscal year.

Total Reports:	0	
Number Screened In:	0	
Number Screened Out:	0	
Number Substantiated:	0	
Number Unsubstantiated:	0	
Number Active CPS Investigations:	0	



DHS, DFCS, Office of Provider Management
Performance-Based Placement Measures
RBWO Provider GA+SCORECARD - CCI
Report Quarter: Q4 FY2018



Provider/Program Name: House of Inspiration - (706) - CCI

8958 Saddlewood Dr., Jonesboro, GA 30238

Phone: 678-479-7040

Vendor ID# 35423

Quarterly Scores (Grades)

Q1: 92.15 (A-)

Q2: 96.15 (A)

Q3: 96.15 (A)

Q4: 96.15 (A)

Current Quarter Score (Grade)

96.15%

(A)

Program Census Information:

Children in Care During
Quarter: 0

Placements During
Quarter: 0

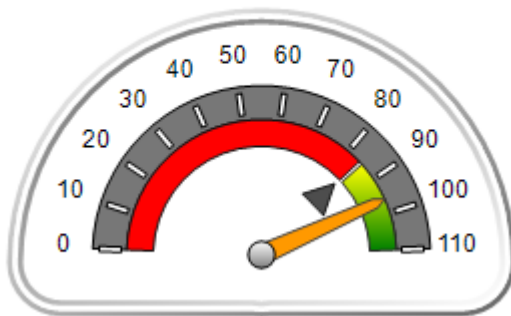
Children in Care On Last
Day: 0

Quarterly Provider Comparisons to All CCIs

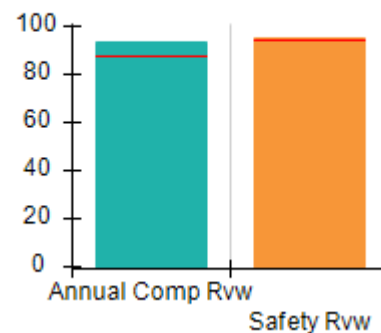


indicates average for all CCIs

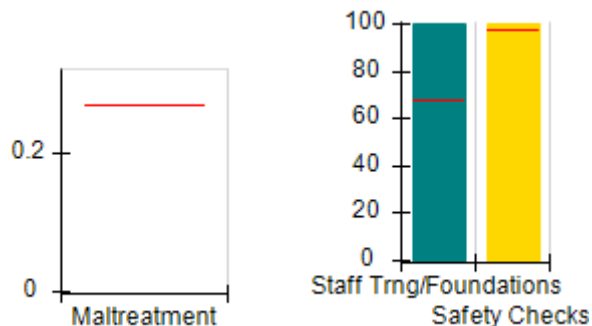
Overall Score (%)



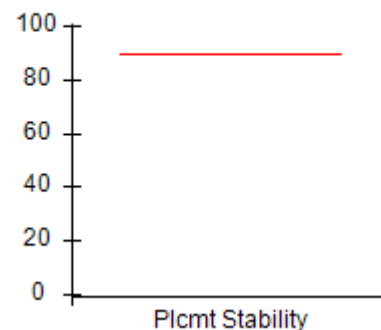
OPM Monitoring Reviews (%)



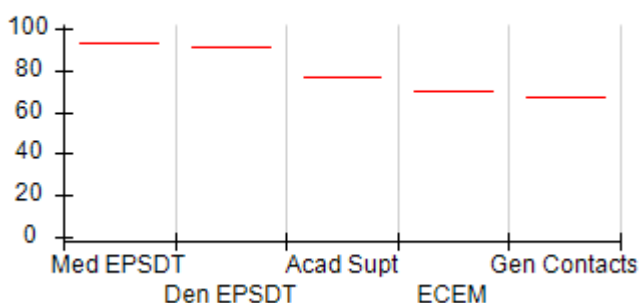
Safety Outcomes (%)




Permanency Outcomes (%)



Well-Being Outcomes (%)



Incentives Earned (Points)





DHS, DFCS, Office of Provider Management
Performance-Based Placement Measures
RBWO Provider GA+SCORECARD - CCI
 Report Quarter: Q4 FY2018



Provider/Program Name: House of Inspiration - (706) - CCI				
8958 Saddlewood Dr., Jonesboro, GA 30238 Phone: 678-479-7040 Vendor ID# 35423		Quarterly Scores (Grades)		Current Quarter Score (Grade)
		Q1: 92.15 (A-)	Q2: 96.15 (A)	96.15% (A)
		Q3: 96.15 (A)	Q4: 96.15 (A)	
Program Census Information:		# Children in Care During Quarter: 0	# Placements During Quarter: 0	# Children in Care On Last Day: 0
	Avg Performance All CCIs (%)	Provider Performance (%)*	Possible Points (Weight)	Provider Points Earned
OPM Monitoring Reviews				
Annual Comprehensive Reviews	88%	94%	25	23.47
Safety Reviews	94%	95%	15	14.22
Monitoring Sub-Total			40	37.69
CCI Safety Outcomes				
Incidence of Maltreatment	0.27%	Not Eligible		
Staff Training/Foundations	68%	100%	10	10.00
Staff Safety Checks	98%	100%	10	10.00
Safety Sub-Total			20	20.00
CCI Permanency Outcomes				
Placement Stability	90%	Not Eligible		
Permanency Sub-Total			N/A	
CCI Well-Being Outcomes				
EPSDT Medical Visits	93%	Not Eligible		
EPSDT Dental Visits	91%	Not Eligible		
Academic Supports	76%	Not Eligible		
Provider ECEM Visits	70%	Not Eligible		
Provider General Contacts	67%	Not Eligible		
Placements with Siblings	37%	Not Eligible	Not Scored	Not Scored
Placements within Legal County	14%	Not Eligible	Not Scored	Not Scored
Well-Being Sub-Total			N/A	
*Performance calculation descriptions can be found in the FY 2018 RBWO PBP Measurements and Standards Guide.				

Monitoring & Outcomes: Possible Points = 60	Points Earned = 57.69
Score Before Incentives Credit	96.15%
Incentives Awarded	0.00 pts
PBP Verification	N/A pts
Total Score	96.15%



DHS, DFCS, Office of Provider Management
Performance-Based Placement Measures
RBWO Provider GA+SCORECARD - CCI
Report Quarter: Q4 FY2018



Provider/Program Name: House of Inspiration - (706) - CCI

Program Census Information:		# Children in Care During Quarter: 0	# Placements During Quarter: 0	# Children in Care On Last Day: 0
CCI Incentive Credits	Avg Performance All CCIs (Points)	Provider Performance (%)*	Possible Points (Weight)	Provider Points Earned
Early EPSDT Medical Visits		Not Eligible	2	
Early EPSDT Dental Visits		Not Eligible	2	
Permanency Contacts		None Planned	5	
Additional Academic Supports		Not Eligible	2	
Active Agency Accreditation		0%	4	0.00
Staff Clinical Licensure		0%	5	0.00
Behavior Management (threshold = 0)		0%	4	
Incentives Total	7.72		24	0.00
Maximum total combined incentive credit allowed is 10 points.			Incentives Awarded	0.00

*Performance calculation descriptions can be found in the FY 2018 RBWO PBP Measurements and Standards Guide.

Child Protective Services Investigations and Dispositions

The following investigations data, which is not used for scoring but is considered significant to a provider's performance, is from Georgia SHINES and is not considered final or complete until the end of the fiscal year.

Total Reports:	0	
Number Screened In:	0	
Number Screened Out:	0	
Number Substantiated:	0	
Number Unsubstantiated:	0	
Number Active CPS Investigations:	0	



DHS, DFCS, Office of Provider Management
Performance-Based Placement Measures
RBWO Provider GA+SCORECARD - CCI
Report Quarter: Q4 FY2018



Provider/Program Name: Innovative Housing Residential Service Inc. - (5278) - CCI

7462 Holly Ct., Riverdale, GA 30274

Phone: 770-364-6196

Vendor ID# 153023

Quarterly Scores (Grades)

Q1: (N/A)

Q2: (N/A)

Q3: 104.00 (A+)

Q4: 87.85 (B+)

Current Quarter Score (Grade)

87.85%

(B+)

Program Census Information:

Children in Care During Quarter: 4

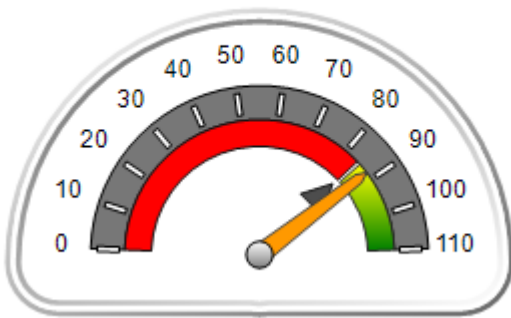
Placements During Quarter: 4

Children in Care On Last Day: 3

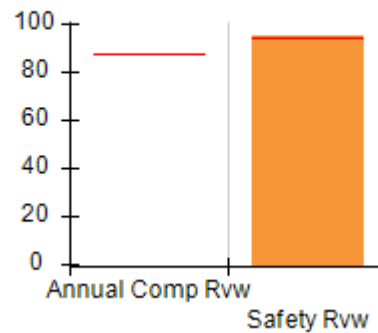
Quarterly Provider Comparisons to All CCIs

▼ — indicates average for all CCIs

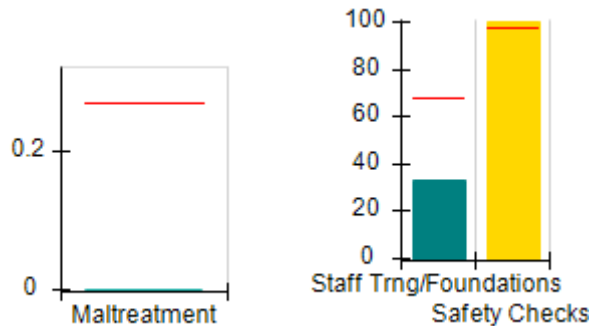
Overall Score (%)



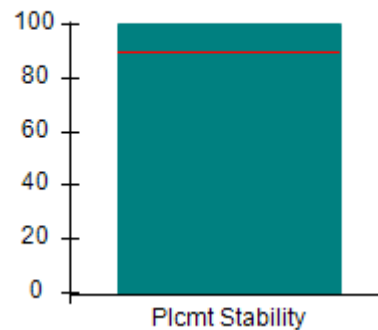
OPM Monitoring Reviews (%)



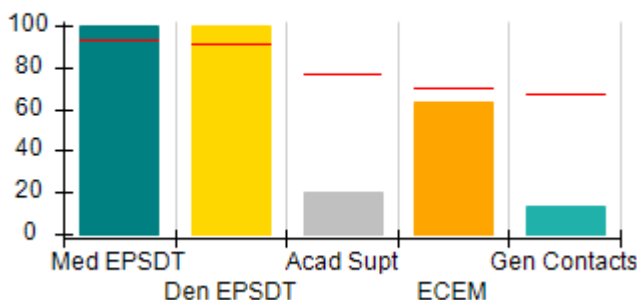
Safety Outcomes (%)



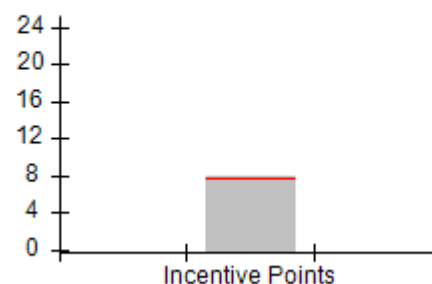
Permanency Outcomes (%)



Well-Being Outcomes (%)



Incentives Earned (Points)





DHS, DFCS, Office of Provider Management
Performance-Based Placement Measures
RBWO Provider GA+SCORECARD - CCI
 Report Quarter: Q4 FY2018



Provider/Program Name: Innovative Housing Residential Service Inc. - (5278) - CCI

7462 Holly Ct., Riverdale, GA 30274 Phone: 770-364-6196 Vendor ID# 153023	Quarterly Scores (Grades)		Current Quarter Score (Grade)
	Q1: (N/A)	Q2: (N/A)	87.85% (B+)
	Q3: 104.00 (A+)	Q4: 87.85 (B+)	

Program Census Information:	# Children in Care During Quarter: 4	# Placements During Quarter: 4	# Children in Care On Last Day: 3
-----------------------------	--------------------------------------	--------------------------------	-----------------------------------

	Avg Performance All CCIs (%)	Provider Performance (%)*	Possible Points (Weight)	Provider Points Earned
--	------------------------------	---------------------------	--------------------------	------------------------

OPM Monitoring Reviews

Annual Comprehensive Reviews	88%	Not Yet Conducted		
Safety Reviews	94%	95%	15	14.25
Monitoring Sub-Total			15	14.25

CCI Safety Outcomes

Incidence of Maltreatment	0.27%	No Substantiated Reports	10	10.00
Staff Training/Foundations	68%	33%	5	1.65
Staff Safety Checks	98%	100%	5	5.00
Safety Sub-Total			20	16.65

CCI Permanency Outcomes

Placement Stability	90%	100%	15	15.00
Permanency Sub-Total			15	15.00

CCI Well-Being Outcomes

EPSDT Medical Visits	93%	100%	4	4.00
EPSDT Dental Visits	91%	100%	4	4.00
Academic Supports	76%	20%	3	0.60
Provider ECEM Visits	70%	63%	7	4.41
Provider General Contacts	67%	14%	7	0.98
Placements with Siblings	37%	Not Eligible	Not Scored	Not Scored
Placements within Legal County	14%	0%	Not Scored	Not Scored
Well-Being Sub-Total			25	13.99

*Performance calculation descriptions can be found in the FY 2018 RBWO PBP Measurements and Standards Guide.

Monitoring & Outcomes: Possible Points = 75	Points Earned = 59.89
Score Before Incentives Credit	79.85%
Incentives Awarded	8.00 pts
PBP Verification	N/A pts
Total Score	87.85%



DHS, DFCS, Office of Provider Management
Performance-Based Placement Measures
RBWO Provider GA+SCORECARD - CCI
Report Quarter: Q4 FY2018



Provider/Program Name: Innovative Housing Residential Service Inc. - (5278) - CCI

Program Census Information:		# Children in Care During Quarter: 4	# Placements During Quarter: 4	# Children in Care On Last Day: 3
CCI Incentive Credits	Avg Performance All CCIs (Points)	Provider Performance (%)*	Possible Points (Weight)	Provider Points Earned
Early EPSDT Medical Visits		100%	2	2.00
Early EPSDT Dental Visits		100%	2	2.00
Permanency Contacts		None Planned	5	
Additional Academic Supports		0%	2	0.00
Active Agency Accreditation		0%	4	0.00
Staff Clinical Licensure		0%	5	0.00
Behavior Management (threshold = 0)		100%	4	4.00
Incentives Total	7.72		24	8.00
Maximum total combined incentive credit allowed is 10 points.			Incentives Awarded	8.00

*Performance calculation descriptions can be found in the FY 2018 RBWO PBP Measurements and Standards Guide.

Child Protective Services Investigations and Dispositions

The following investigations data, which is not used for scoring but is considered significant to a provider's performance, is from Georgia SHINES and is not considered final or complete until the end of the fiscal year.

Total Reports:	0	
Number Screened In:	0	
Number Screened Out:	0	
Number Substantiated:	0	
Number Unsubstantiated:	0	
Number Active CPS Investigations:	0	



DHS, DFCS, Office of Provider Management

Performance-Based Placement Measures

RBWO Provider GA+SCORECARD - CCI

Report Quarter: Q4 FY2018



Provider/Program Name: Innovative Living for Life, LLC - (5320) - CCI

5020 Hickory Dr., Winterville, GA 30608

Phone: 706-255-0897

Vendor ID# 152720

Quarterly Scores (Grades)

Q1: 00.00 (F)

Q2: 80.94 (B-)

Q3: 98.74 (A+)

Q4: 91.31 (A-)

Current Quarter Score (Grade)

91.31%

(A-)

Program Census Information:

Children in Care During Quarter: 8

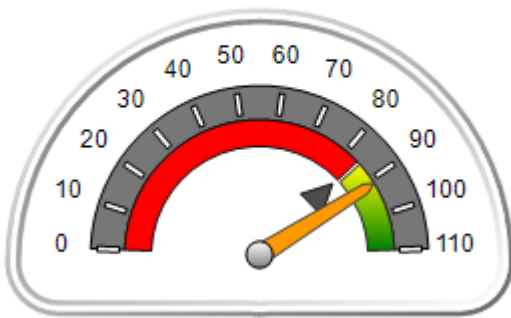
Placements During Quarter: 8

Children in Care On Last Day: 5

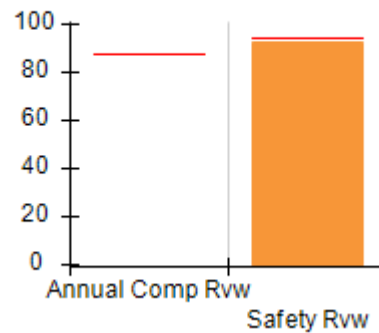
Quarterly Provider Comparisons to All CCIs

▼ indicates average for all CCIs

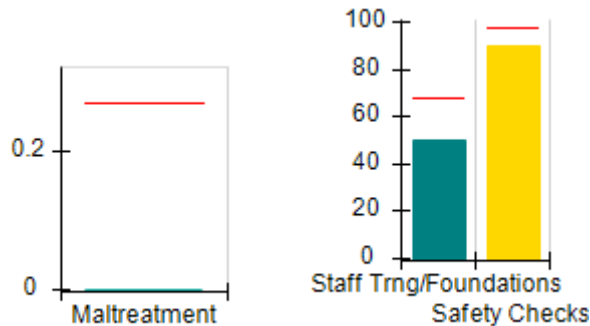
Overall Score (%)



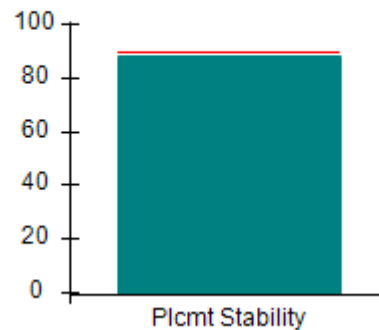
OPM Monitoring Reviews (%)



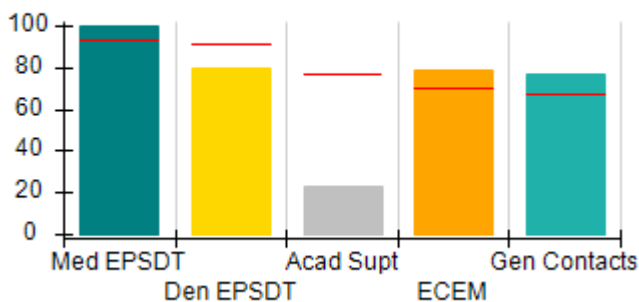
Safety Outcomes (%)



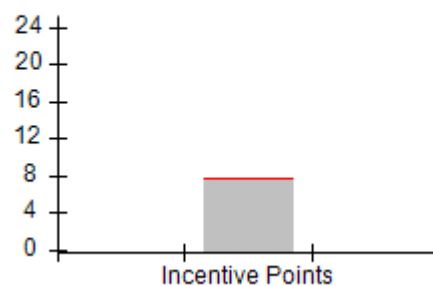
Permanency Outcomes (%)



Well-Being Outcomes (%)



Incentives Earned (Points)





DHS, DFCS, Office of Provider Management
Performance-Based Placement Measures
RBWO Provider GA+SCORECARD - CCI
 Report Quarter: Q4 FY2018



Provider/Program Name: Innovative Living for Life, LLC - (5320) - CCI				
5020 Hickory Dr., Winterville, GA 30608 Phone: 706-255-0897 Vendor ID# 152720		Quarterly Scores (Grades)		Current Quarter Score (Grade)
		Q1: 00.00 (F)	Q2: 80.94 (B-)	91.31% (A-)
		Q3: 98.74 (A+)	Q4: 91.31 (A-)	
Program Census Information:		# Children in Care During Quarter: 8	# Placements During Quarter: 8	# Children in Care On Last Day: 5
	Avg Performance All CCIs (%)	Provider Performance (%)*	Possible Points (Weight)	Provider Points Earned
OPM Monitoring Reviews				
Annual Comprehensive Reviews	88%	Not Yet Conducted		
Safety Reviews	94%	93%	15	13.88
Monitoring Sub-Total			15	13.88
CCI Safety Outcomes				
Incidence of Maltreatment	0.27%	No Substantiated Reports	10	10.00
Staff Training/Foundations	68%	50%	5	2.50
Staff Safety Checks	98%	90%	5	4.50
Safety Sub-Total			20	17.00
CCI Permanency Outcomes				
Placement Stability	90%	88%	15	13.20
Permanency Sub-Total			15	13.20
CCI Well-Being Outcomes				
EPSDT Medical Visits	93%	100%	4	4.00
EPSDT Dental Visits	91%	80%	4	3.20
Academic Supports	76%	23%	3	0.69
Provider ECEM Visits	70%	79%	7	5.53
Provider General Contacts	67%	77%	7	5.39
Placements with Siblings	37%	0%	Not Scored	Not Scored
Placements within Legal County	14%	33%	Not Scored	Not Scored
Well-Being Sub-Total			25	18.81
*Performance calculation descriptions can be found in the FY 2018 RBWO PBP Measurements and Standards Guide.				

Monitoring & Outcomes: Possible Points = 75	Points Earned = 62.89
Score Before Incentives Credit	83.85%
Incentives Awarded	7.46 pts
PBP Verification	N/A pts
Total Score	91.31%



DHS, DFCS, Office of Provider Management
Performance-Based Placement Measures
RBWO Provider GA+SCORECARD - CCI
Report Quarter: Q4 FY2018



Provider/Program Name: Innovative Living for Life, LLC - (5320) - CCI

Program Census Information:		# Children in Care During Quarter: 8	# Placements During Quarter: 8	# Children in Care On Last Day: 5
CCI Incentive Credits	Avg Performance All CCIs (Points)	Provider Performance (%)*	Possible Points (Weight)	Provider Points Earned
Early EPSDT Medical Visits		100%	2	2.00
Early EPSDT Dental Visits		50%	2	1.00
Permanency Contacts		0%	5	0.00
Additional Academic Supports		23%	2	0.46
Active Agency Accreditation		0%	4	0.00
Staff Clinical Licensure		0%	5	0.00
Behavior Management (threshold = 0)		100%	4	4.00
Incentives Total	7.72		24	7.46
Maximum total combined incentive credit allowed is 10 points.			Incentives Awarded	7.46

*Performance calculation descriptions can be found in the FY 2018 RBWO PBP Measurements and Standards Guide.

Child Protective Services Investigations and Dispositions

The following investigations data, which is not used for scoring but is considered significant to a provider's performance, is from Georgia SHINES and is not considered final or complete until the end of the fiscal year.

Total Reports:	5	
Number Screened In:	0	
Number Screened Out:	5	
Number Substantiated:	0	
Number Unsubstantiated:	0	
Number Active CPS Investigations:	0	



DHS, DFCS, Office of Provider Management
Performance-Based Placement Measures
RBWO Provider GA+SCORECARD - CCI
Report Quarter: Q4 FY2018



Provider/Program Name: Jesse's House - (614) - CCI

129 Samaritan Dr., Cumming, GA 30040

Phone: 678-947-6217

Vendor ID# 35432

Quarterly Scores (Grades)

Q1: 102.05 (A+)

Q2: 108.06 (A+)

Q3: 107.85 (A+)

Q4: 98.54 (A+)

Current Quarter Score (Grade)

98.54%

(A+)

Program Census Information:

Children in Care During Quarter: 16

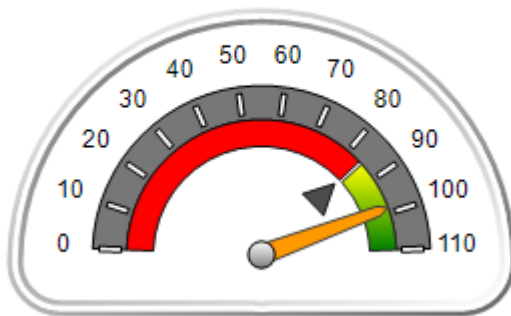
Placements During Quarter: 16

Children in Care On Last Day: 6

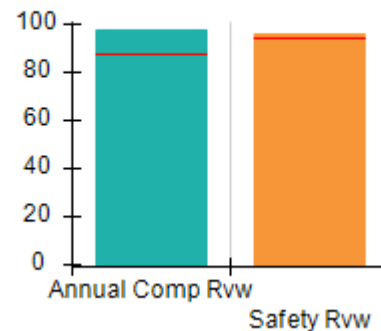
Quarterly Provider Comparisons to All CCIs

▼ — indicates average for all CCIs

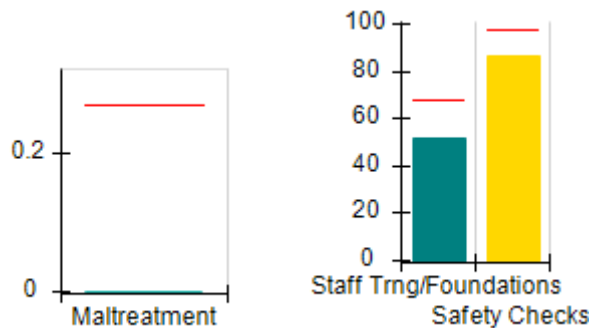
Overall Score (%)



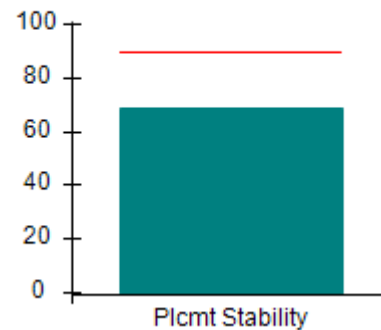
OPM Monitoring Reviews (%)



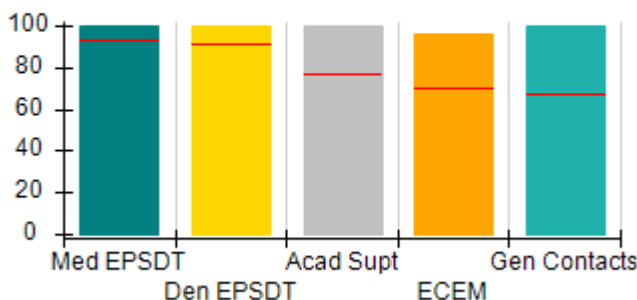
Safety Outcomes (%)



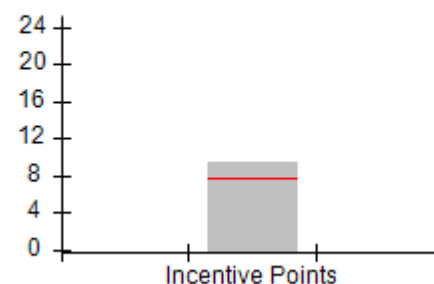
Permanency Outcomes (%)



Well-Being Outcomes (%)



Incentives Earned (Points)





DHS, DFCS, Office of Provider Management
Performance-Based Placement Measures
RBWO Provider GA+SCORECARD - CCI
 Report Quarter: Q4 FY2018



Provider/Program Name: Jesse's House - (614) - CCI

129 Samaritan Dr., Cumming, GA 30040 Phone: 678-947-6217 Vendor ID# 35432	Quarterly Scores (Grades)		Current Quarter Score (Grade)
	Q1: 102.05 (A+)	Q2: 108.06 (A+)	98.54%
	Q3: 107.85 (A+)	Q4: 98.54 (A+)	(A+)

Program Census Information:	# Children in Care During Quarter: 16	# Placements During Quarter: 16	# Children in Care On Last Day: 6
-----------------------------	---------------------------------------	---------------------------------	-----------------------------------

	Avg Performance All CCIs (%)	Provider Performance (%)*	Possible Points (Weight)	Provider Points Earned
--	-------------------------------------	----------------------------------	---------------------------------	-------------------------------

OPM Monitoring Reviews

Annual Comprehensive Reviews	88%	98%	25	24.42
Safety Reviews	94%	96%	15	14.39
Monitoring Sub-Total			40	38.81

CCI Safety Outcomes

Incidence of Maltreatment	0.27%	No Substantiated Reports	10	10.00
Staff Training/Foundations	68%	52%	5	2.60
Staff Safety Checks	98%	86%	5	4.30
Safety Sub-Total			20	16.90

CCI Permanency Outcomes

Placement Stability	90%	69%	15	10.35
Permanency Sub-Total			15	10.35

CCI Well-Being Outcomes

EPSDT Medical Visits	93%	100%	4	4.00
EPSDT Dental Visits	91%	100%	4	4.00
Academic Supports	76%	100%	3	3.00
Provider ECEM Visits	70%	96%	7	6.72
Provider General Contacts	67%	100%	7	7.00
Placements with Siblings	37%	0%	Not Scored	Not Scored
Placements within Legal County	14%	29%	Not Scored	Not Scored
Well-Being Sub-Total			25	24.72

*Performance calculation descriptions can be found in the FY 2018 RBWO PBP Measurements and Standards Guide.

Monitoring & Outcomes: Possible Points = 100	Points Earned = 90.78
Score Before Incentives Credit	90.78%
Incentives Awarded	9.43 pts
PBP Verification	-1.67 pts
Total Score	98.54%



DHS, DFCS, Office of Provider Management
Performance-Based Placement Measures
RBWO Provider GA+SCORECARD - CCI
Report Quarter: Q4 FY2018



Provider/Program Name: Jesse's House - (614) - CCI

Program Census Information:		# Children in Care During Quarter: 16	# Placements During Quarter: 16	# Children in Care On Last Day: 6
CCI Incentive Credits	Avg Performance All CCIs (Points)	Provider Performance (%)*	Possible Points (Weight)	Provider Points Earned
Early EPSDT Medical Visits		100%	2	2.00
Early EPSDT Dental Visits		100%	2	2.00
Permanency Contacts		25%	5	1.25
Additional Academic Supports		9%	2	0.18
Active Agency Accreditation		0%	4	0.00
Staff Clinical Licensure		0%	5	0.00
Behavior Management (threshold = 0)		100%	4	4.00
Incentives Total	7.72		24	9.43
Maximum total combined incentive credit allowed is 10 points.			Incentives Awarded	9.43

*Performance calculation descriptions can be found in the FY 2018 RBWO PBP Measurements and Standards Guide.

Child Protective Services Investigations and Dispositions

The following investigations data, which is not used for scoring but is considered significant to a provider's performance, is from Georgia SHINES and is not considered final or complete until the end of the fiscal year.

Total Reports:	1	
Number Screened In:	0	
Number Screened Out:	1	
Number Substantiated:	0	
Number Unsubstantiated:	0	
Number Active CPS Investigations:	0	



DHS, DFCS, Office of Provider Management
Performance-Based Placement Measures
RBWO Provider GA+SCORECARD - CCI



Report Quarter: Q4 FY2018

Provider/Program Name: Kenneth B. Walker Residential Home - KBW 1: Amos (5223) - CCI

2305 Amos Street, Columbus, GA 31907

Phone: 706-940-0478

Vendor ID# 86536

Quarterly Scores (Grades)

Current Quarter Score (Grade)

Q1: 87.46 (B+)

Q2: 91.36 (A-)

83.63%

Q3: 98.08 (A+)

Q4: 83.63 (B-)

(B-)

Program Census Information:

Children in Care During Quarter: 10

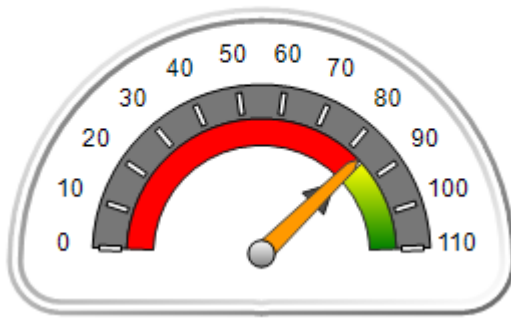
Placements During Quarter: 11

Children in Care On Last Day: 6

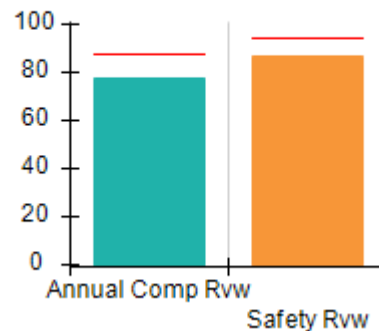
Quarterly Provider Comparisons to All CCIs

▼ indicates average for all CCIs

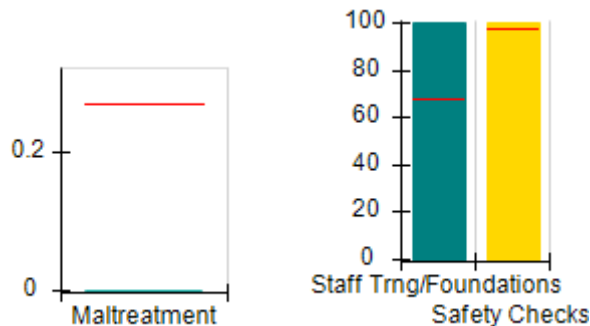
Overall Score (%)



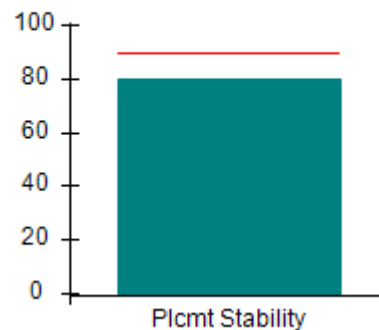
OPM Monitoring Reviews (%)



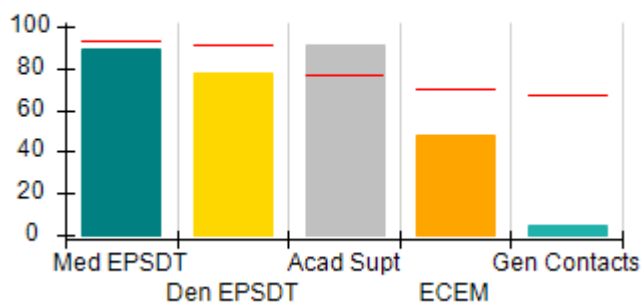
Safety Outcomes (%)



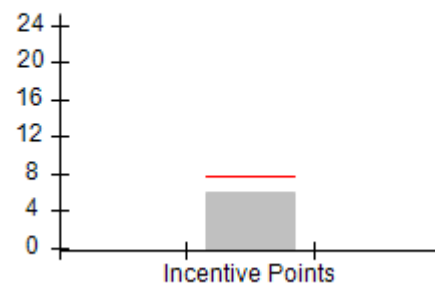
Permanency Outcomes (%)



Well-Being Outcomes (%)



Incentives Earned (Points)





DHS, DFCS, Office of Provider Management
Performance-Based Placement Measures
RBWO Provider GA+SCORECARD - CCI



Report Quarter: Q4 FY2018

Provider/Program Name: Kenneth B. Walker Residential Home - KBW 1: Amos (5223) - CCI

2305 Amos Street, Columbus, GA 31907 Phone: 706-940-0478 Vendor ID# 86536	Quarterly Scores (Grades)		Current Quarter Score (Grade)
	Q1: 87.46 (B+)	Q2: 91.36 (A-)	83.63%
	Q3: 98.08 (A+)	Q4: 83.63 (B-)	(B-)

Program Census Information:	# Children in Care During Quarter: 10	# Placements During Quarter: 11	# Children in Care On Last Day: 6
-----------------------------	---------------------------------------	---------------------------------	-----------------------------------

	Avg Performance All CCIs (%)	Provider Performance (%)*	Possible Points (Weight)	Provider Points Earned
--	-------------------------------------	----------------------------------	---------------------------------	-------------------------------

OPM Monitoring Reviews

Annual Comprehensive Reviews	88%	78%	25	19.46
Safety Reviews	94%	87%	15	13.05
Monitoring Sub-Total			40	32.51

CCI Safety Outcomes

Incidence of Maltreatment	0.27%	No Substantiated Reports	10	10.00
Staff Training/Foundations	68%	100%	5	5.00
Staff Safety Checks	98%	100%	5	5.00
Safety Sub-Total			20	20.00

CCI Permanency Outcomes

Placement Stability	90%	80%	15	12.00
Permanency Sub-Total			15	12.00

CCI Well-Being Outcomes

EPSDT Medical Visits	93%	89%	4	3.56
EPSDT Dental Visits	91%	78%	4	3.12
Academic Supports	76%	91%	3	2.73
Provider ECEM Visits	70%	48%	7	3.36
Provider General Contacts	67%	5%	7	0.35
Placements with Siblings	37%	38%	Not Scored	Not Scored
Placements within Legal County	14%	0%	Not Scored	Not Scored
Well-Being Sub-Total			25	13.12

*Performance calculation descriptions can be found in the FY 2018 RBWO PBP Measurements and Standards Guide.

Monitoring & Outcomes: Possible Points = 100	Points Earned = 77.63
Score Before Incentives Credit	77.63%
Incentives Awarded	6.00 pts
PBP Verification	N/A pts
Total Score	83.63%



DHS, DFCS, Office of Provider Management
Performance-Based Placement Measures
RBWO Provider GA+SCORECARD - CCI



Report Quarter: Q4 FY2018

Provider/Program Name: Kenneth B. Walker Residential Home - KBW 1: Amos (5223) - CCI

Program Census Information:		# Children in Care During Quarter: 10	# Placements During Quarter: 11	# Children in Care On Last Day: 6
CCI Incentive Credits	Avg Performance All CCIs (Points)	Provider Performance (%)*	Possible Points (Weight)	Provider Points Earned
Early EPSDT Medical Visits		0%	2	0.00
Early EPSDT Dental Visits		0%	2	0.00
Permanency Contacts		0%	5	0.00
Additional Academic Supports		0%	2	0.00
Active Agency Accreditation		50%	4	2.00
Staff Clinical Licensure		0%	5	0.00
Behavior Management (threshold = 0)		100%	4	4.00
Incentives Total	7.72		24	6.00
Maximum total combined incentive credit allowed is 10 points.			Incentives Awarded	6.00

*Performance calculation descriptions can be found in the FY 2018 RBWO PBP Measurements and Standards Guide.

Child Protective Services Investigations and Dispositions

The following investigations data, which is not used for scoring but is considered significant to a provider's performance, is from Georgia SHINES and is not considered final or complete until the end of the fiscal year.

Total Reports:	0
Number Screened In:	0
Number Screened Out:	0
Number Substantiated:	0
Number Unsubstantiated:	0
Number Active CPS Investigations:	0



DHS, DFCS, Office of Provider Management
Performance-Based Placement Measures
RBWO Provider GA+SCORECARD - CCI



Report Quarter: Q4 FY2018

Provider/Program Name: Kenneth B. Walker Residential Home - KBW 2: 11th Avenue (5224) - CCI

3108 11th Avenue, Columbus, GA 31904

Phone: 706-940-0478

Vendor ID# 131998

Quarterly Scores (Grades)

Current Quarter Score (Grade)

Q1: 86.04 (B)

Q2: 95.64 (A)

89.39%

Q3: 96.91 (A)

Q4: 89.39 (B+)

(B+)

Program Census Information:

Children in Care During Quarter: 12

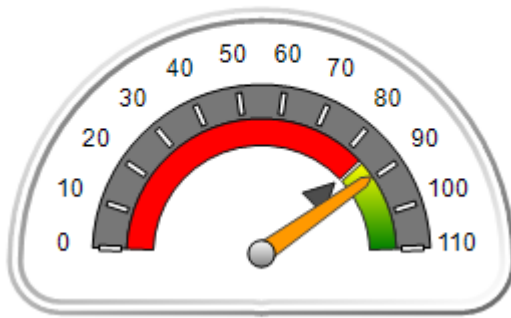
Placements During Quarter: 12

Children in Care On Last Day: 10

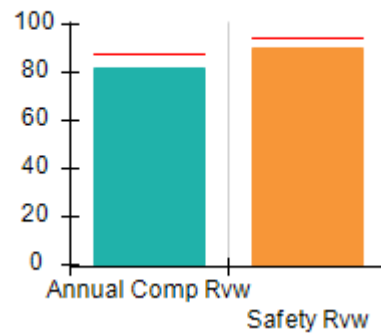
Quarterly Provider Comparisons to All CCIs

▼ — indicates average for all CCIs

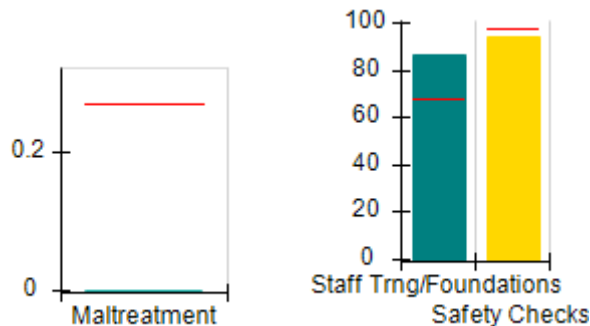
Overall Score (%)



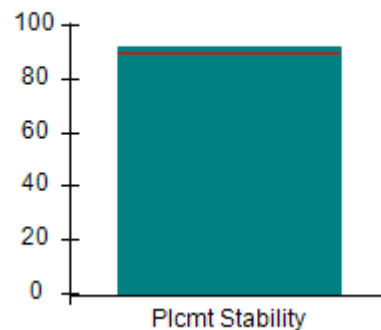
OPM Monitoring Reviews (%)



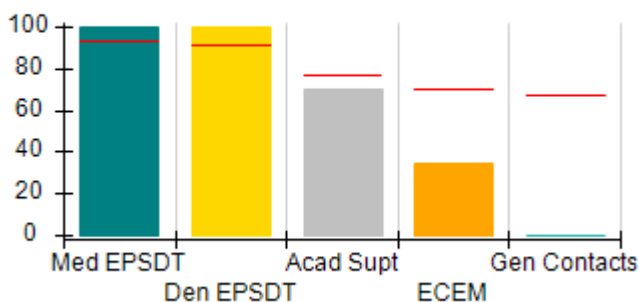
Safety Outcomes (%)



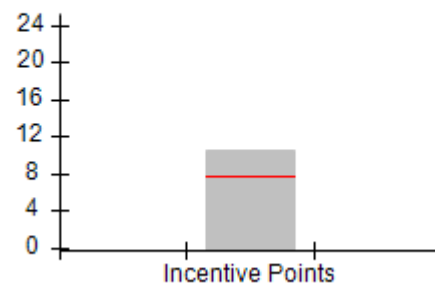
Permanency Outcomes (%)



Well-Being Outcomes (%)



Incentives Earned (Points)





DHS, DFCS, Office of Provider Management
Performance-Based Placement Measures
RBWO Provider GA+SCORECARD - CCI



Report Quarter: Q4 FY2018

Provider/Program Name: Kenneth B. Walker Residential Home - KBW 2: 11th Avenue (5224) - CCI				
3108 11th Avenue, Columbus, GA 31904 Phone: 706-940-0478 Vendor ID# 131998		Quarterly Scores (Grades)		Current Quarter Score (Grade)
		Q1: 86.04 (B)	Q2: 95.64 (A)	89.39%
		Q3: 96.91 (A)	Q4: 89.39 (B+)	(B+)
Program Census Information:		# Children in Care During Quarter: 12	# Placements During Quarter: 12	# Children in Care On Last Day: 10
	Avg Performance All CCIs (%)	Provider Performance (%)*	Possible Points (Weight)	Provider Points Earned
OPM Monitoring Reviews				
Annual Comprehensive Reviews	88%	82%	25	20.47
Safety Reviews	94%	91%	15	13.58
Monitoring Sub-Total			40	34.04
CCI Safety Outcomes				
Incidence of Maltreatment	0.27%	No Substantiated Reports	10	10.00
Staff Training/Foundations	68%	86%	5	4.30
Staff Safety Checks	98%	94%	5	4.70
Safety Sub-Total			20	19.00
CCI Permanency Outcomes				
Placement Stability	90%	92%	15	13.80
Permanency Sub-Total			15	13.80
CCI Well-Being Outcomes				
EPSDT Medical Visits	93%	100%	4	4.00
EPSDT Dental Visits	91%	100%	4	4.00
Academic Supports	76%	70%	3	2.10
Provider ECEM Visits	70%	35%	7	2.45
Provider General Contacts	67%	0%	7	0.00
Placements with Siblings	37%	11%	Not Scored	Not Scored
Placements within Legal County	14%	0%	Not Scored	Not Scored
Well-Being Sub-Total			25	12.55

*Performance calculation descriptions can be found in the FY 2018 RBWO PBP Measurements and Standards Guide.

Monitoring & Outcomes: Possible Points = 100	Points Earned = 79.39
Score Before Incentives Credit	79.39%
Incentives Awarded	10.00 pts
PBP Verification	N/A pts
Total Score	89.39%



DHS, DFCS, Office of Provider Management
Performance-Based Placement Measures
RBWO Provider GA+SCORECARD - CCI



Report Quarter: Q4 FY2018

Provider/Program Name: Kenneth B. Walker Residential Home - KBW 2: 11th Avenue (5224) - CCI

Program Census Information:		# Children in Care During Quarter: 12	# Placements During Quarter: 12	# Children in Care On Last Day: 10
CCI Incentive Credits	Avg Performance All CCIs (Points)	Provider Performance (%)*	Possible Points (Weight)	Provider Points Earned
Early EPSDT Medical Visits		100%	2	2.00
Early EPSDT Dental Visits		100%	2	2.00
Permanency Contacts		0%	5	0.00
Additional Academic Supports		0%	2	0.00
Active Agency Accreditation		50%	4	2.00
Staff Clinical Licensure		10%	5	0.50
Behavior Management (threshold = 0)		100%	4	4.00
Incentives Total	7.72		24	10.50
Maximum total combined incentive credit allowed is 10 points.			Incentives Awarded	10.00

*Performance calculation descriptions can be found in the FY 2018 RBWO PBP Measurements and Standards Guide.

Child Protective Services Investigations and Dispositions

The following investigations data, which is not used for scoring but is considered significant to a provider's performance, is from Georgia SHINES and is not considered final or complete until the end of the fiscal year.

Total Reports:	1
Number Screened In:	0
Number Screened Out:	1
Number Substantiated:	0
Number Unsubstantiated:	0
Number Active CPS Investigations:	0



DHS, DFCS, Office of Provider Management

Performance-Based Placement Measures

RBWO Provider GA+SCORECARD - CCI



Report Quarter: Q4 FY2018

Provider/Program Name: Kenneth B. Walker Residential Home - KBW 4: Bunche (5222) - CCI

5790 Bunche Street, Columbus, GA 31907

Phone: 706-940-0478

Vendor ID# 132000

Quarterly Scores (Grades)

Current Quarter Score (Grade)

Q1: 94.19 (A)

Q2: 86.75 (B)

79.93%

Q3: 102.82 (A+)

Q4: 79.93 (C+)

(C+)

Program Census Information:

Children in Care During Quarter: 5

Placements During Quarter: 6

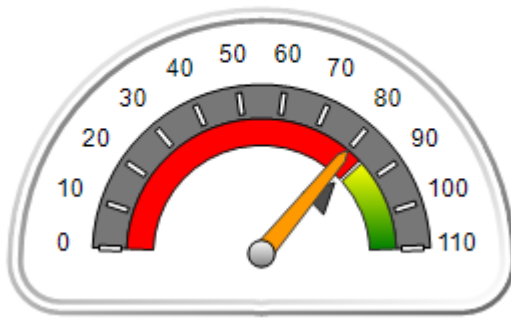
Children in Care On Last Day: 4

Quarterly Provider Comparisons to All CCIs

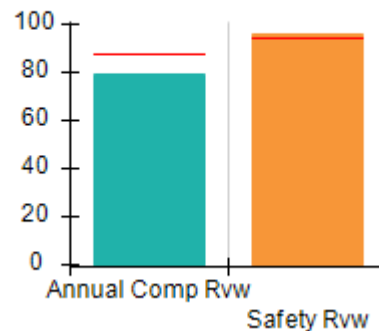


indicates average for all CCIs

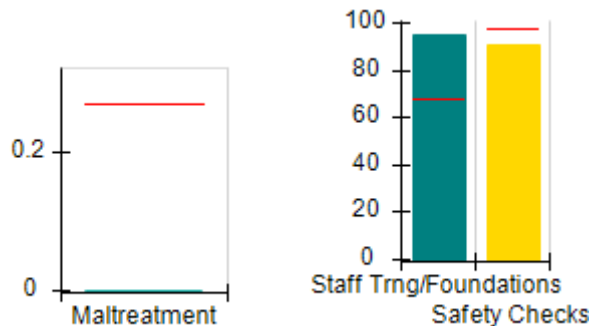
Overall Score (%)



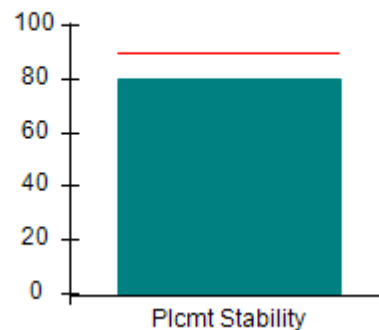
OPM Monitoring Reviews (%)



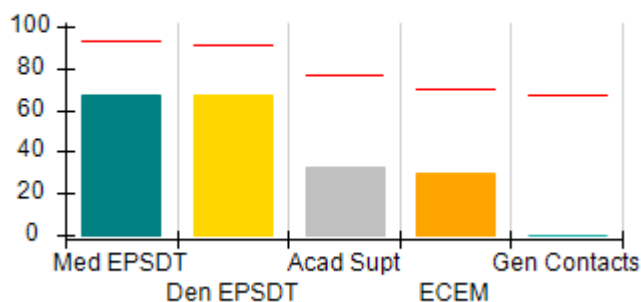
Safety Outcomes (%)



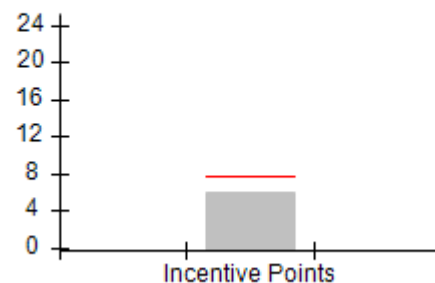
Permanency Outcomes (%)



Well-Being Outcomes (%)



Incentives Earned (Points)





DHS, DFCS, Office of Provider Management
Performance-Based Placement Measures
RBWO Provider GA+SCORECARD - CCI



Report Quarter: Q4 FY2018

Provider/Program Name: Kenneth B. Walker Residential Home - KBW 4: Bunche (5222) - CCI

5790 Bunche Street, Columbus, GA 31907 Phone: 706-940-0478 Vendor ID# 132000	Quarterly Scores (Grades)		Current Quarter Score (Grade)
	Q1: 94.19 (A)	Q2: 86.75 (B)	79.93%
	Q3: 102.82 (A+)	Q4: 79.93 (C+)	(C+)

Program Census Information:	# Children in Care During Quarter: 5	# Placements During Quarter: 6	# Children in Care On Last Day: 4
-----------------------------	--------------------------------------	--------------------------------	-----------------------------------

	Avg Performance All CCIs (%)	Provider Performance (%)*	Possible Points (Weight)	Provider Points Earned
--	-------------------------------------	----------------------------------	---------------------------------	-------------------------------

OPM Monitoring Reviews

Annual Comprehensive Reviews	88%	79%	25	19.76
Safety Reviews	94%	96%	15	14.42
Monitoring Sub-Total			40	34.18

CCI Safety Outcomes

Incidence of Maltreatment	0.27%	No Substantiated Reports	10	10.00
Staff Training/Foundations	68%	95%	5	4.75
Staff Safety Checks	98%	91%	5	4.55
Safety Sub-Total			20	19.30

CCI Permanency Outcomes

Placement Stability	90%	80%	15	12.00
Permanency Sub-Total			15	12.00

CCI Well-Being Outcomes

EPSDT Medical Visits	93%	67%	4	2.68
EPSDT Dental Visits	91%	67%	4	2.68
Academic Supports	76%	33%	3	0.99
Provider ECEM Visits	70%	30%	7	2.10
Provider General Contacts	67%	0%	7	0.00
Placements with Siblings	37%	0%	Not Scored	Not Scored
Placements within Legal County	14%	50%	Not Scored	Not Scored
Well-Being Sub-Total			25	8.45

*Performance calculation descriptions can be found in the FY 2018 RBWO PBP Measurements and Standards Guide.

Monitoring & Outcomes: Possible Points = 100		Points Earned = 73.93	
Score Before Incentives Credit		73.93%	
Incentives Awarded		6.00 pts	
PBP Verification		N/A pts	
Total Score		79.93%	



DHS, DFCS, Office of Provider Management
Performance-Based Placement Measures
RBWO Provider GA+SCORECARD - CCI



Report Quarter: Q4 FY2018

Provider/Program Name: Kenneth B. Walker Residential Home - KBW 4: Bunche (5222) - CCI

Program Census Information:		# Children in Care During Quarter: 5	# Placements During Quarter: 6	# Children in Care On Last Day: 4
CCI Incentive Credits	Avg Performance All CCIs (Points)	Provider Performance (%)*	Possible Points (Weight)	Provider Points Earned
Early EPSDT Medical Visits		0%	2	0.00
Early EPSDT Dental Visits		0%	2	0.00
Permanency Contacts		0%	5	0.00
Additional Academic Supports		0%	2	0.00
Active Agency Accreditation		50%	4	2.00
Staff Clinical Licensure		0%	5	0.00
Behavior Management (threshold = 0)		100%	4	4.00
Incentives Total	7.72		24	6.00
Maximum total combined incentive credit allowed is 10 points.			Incentives Awarded	6.00

*Performance calculation descriptions can be found in the FY 2018 RBWO PBP Measurements and Standards Guide.

Child Protective Services Investigations and Dispositions

The following investigations data, which is not used for scoring but is considered significant to a provider's performance, is from Georgia SHINES and is not considered final or complete until the end of the fiscal year.

Total Reports:	0
Number Screened In:	0
Number Screened Out:	0
Number Substantiated:	0
Number Unsubstantiated:	1
Number Active CPS Investigations:	-1



DHS, DFCS, Office of Provider Management

Performance-Based Placement Measures

RBWO Provider GA+SCORECARD - CCI

Report Quarter: Q4 FY2018



Provider/Program Name: Kidspeace - Bowdon Residential Campus (715) - CCI

101 Kidspeace Dr., Bowdon, GA 30108

Phone: 770-437-7219

Vendor ID# 35437

Quarterly Scores (Grades)

Q1: 92.95 (A-)

Q2: 92.75 (A-)

Q3: 88.88 (B+)

Q4: 80.20 (B-)

Current Quarter Score (Grade)

80.20%

(B-)

Program Census Information:

Children in Care During Quarter: 20

Placements During Quarter: 20

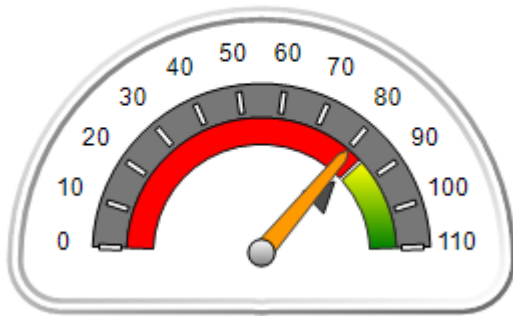
Children in Care On Last Day: 14

Quarterly Provider Comparisons to All CCIs

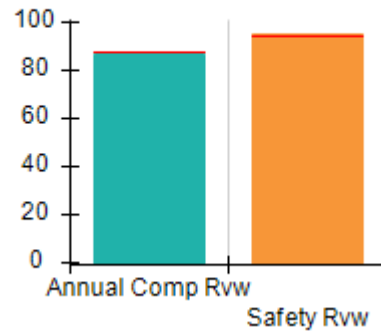


indicates average for all CCIs

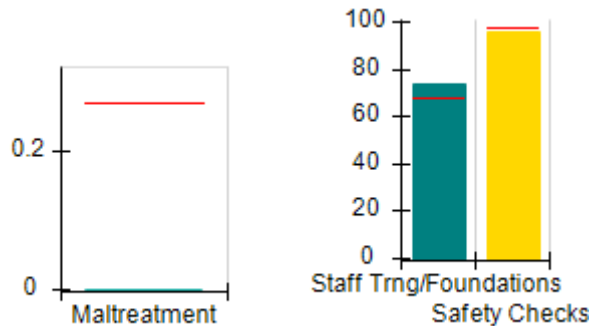
Overall Score (%)



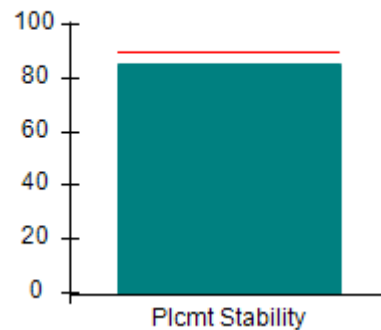
OPM Monitoring Reviews (%)



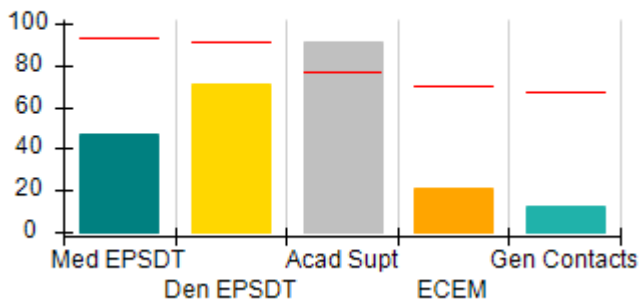
Safety Outcomes (%)



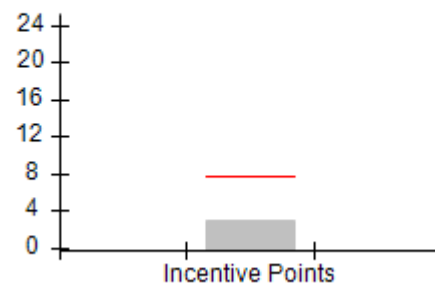
Permanency Outcomes (%)



Well-Being Outcomes (%)



Incentives Earned (Points)





DHS, DFCS, Office of Provider Management
Performance-Based Placement Measures
RBWO Provider GA+SCORECARD - CCI
 Report Quarter: Q4 FY2018



Provider/Program Name: Kidspeace - Bowdon Residential Campus (715) - CCI

101 Kidspeace Dr., Bowdon, GA 30108 Phone: 770-437-7219 Vendor ID# 35437	Quarterly Scores (Grades)		Current Quarter Score (Grade)
	Q1: 92.95 (A-)	Q2: 92.75 (A-)	80.20% (B-)
	Q3: 88.88 (B+)	Q4: 80.20 (B-)	

Program Census Information:	# Children in Care During Quarter: 20	# Placements During Quarter: 20	# Children in Care On Last Day: 14
-----------------------------	---------------------------------------	---------------------------------	------------------------------------

	Avg Performance All CCIs (%)	Provider Performance (%)*	Possible Points (Weight)	Provider Points Earned
--	------------------------------	---------------------------	--------------------------	------------------------

OPM Monitoring Reviews

Annual Comprehensive Reviews	88%	87%	25	21.80
Safety Reviews	94%	95%	15	14.32
Monitoring Sub-Total			40	36.11

CCI Safety Outcomes

Incidence of Maltreatment	0.27%	No Substantiated Reports	10	10.00
Staff Training/Foundations	68%	74%	5	3.70
Staff Safety Checks	98%	96%	5	4.80
Safety Sub-Total			20	18.50

CCI Permanency Outcomes

Placement Stability	90%	85%	15	12.75
Permanency Sub-Total			15	12.75

CCI Well-Being Outcomes

EPSDT Medical Visits	93%	47%	4	1.88
EPSDT Dental Visits	91%	71%	4	2.84
Academic Supports	76%	91%	3	2.73
Provider ECEM Visits	70%	21%	7	1.47
Provider General Contacts	67%	13%	7	0.91
Placements with Siblings	37%	Not Eligible	Not Scored	Not Scored
Placements within Legal County	14%	0%	Not Scored	Not Scored
Well-Being Sub-Total			25	9.83

*Performance calculation descriptions can be found in the FY 2018 RBWO PBP Measurements and Standards Guide.

Monitoring & Outcomes: Possible Points = 100	Points Earned = 77.19
Score Before Incentives Credit	77.19%
Incentives Awarded	3.01 pts
PBP Verification	N/A pts
Total Score	80.20%



DHS, DFCS, Office of Provider Management
Performance-Based Placement Measures
RBWO Provider GA+SCORECARD - CCI
Report Quarter: Q4 FY2018



Provider/Program Name: Kidspeace - Bowdon Residential Campus (715) - CCI

Program Census Information:		# Children in Care During Quarter: 20	# Placements During Quarter: 20	# Children in Care On Last Day: 14
CCI Incentive Credits	Avg Performance All CCIs (Points)	Provider Performance (%)*	Possible Points (Weight)	Provider Points Earned
Early EPSDT Medical Visits		18%	2	0.36
Early EPSDT Dental Visits		18%	2	0.36
Permanency Contacts		5%	5	0.25
Additional Academic Supports		2%	2	0.04
Active Agency Accreditation		50%	4	2.00
Staff Clinical Licensure		0%	5	0.00
Behavior Management (threshold = 0)		0%	4	0.00
Incentives Total	7.72		24	3.01
Maximum total combined incentive credit allowed is 10 points.			Incentives Awarded	3.01

*Performance calculation descriptions can be found in the FY 2018 RBWO PBP Measurements and Standards Guide.

Child Protective Services Investigations and Dispositions

The following investigations data, which is not used for scoring but is considered significant to a provider's performance, is from Georgia SHINES and is not considered final or complete until the end of the fiscal year.

Total Reports:	2	
Number Screened In:	1	
Number Screened Out:	1	
Number Substantiated:	0	
Number Unsubstantiated:	1	
Number Active CPS Investigations:	0	



DHS, DFCS, Office of Provider Management
Performance-Based Placement Measures
RBWO Provider GA+SCORECARD - CCI
Report Quarter: Q4 FY2018



Provider/Program Name: KWS Holdings - dba Macon Lives Better (5274) - CCI

117 Orange Street, Macon, GA 31201

Phone: 478-254-8770

Vendor ID# 146995

Quarterly Scores (Grades)

Q1: 57.70 (F)

Q2: 71.93 (C-)

Q3: 91.04 (A-)

Q4: 83.08 (B-)

Current Quarter Score (Grade)

83.08%

(B-)

Program Census Information:

Children in Care During
Quarter: 11

Placements During
Quarter: 11

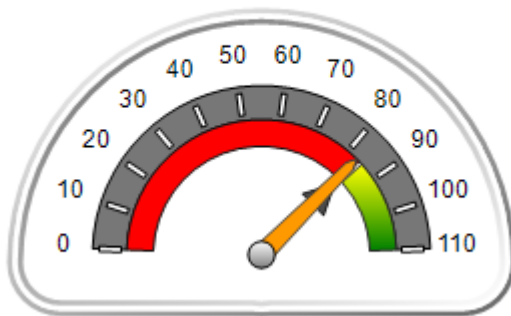
Children in Care On Last
Day: 8

Quarterly Provider Comparisons to All CCIs

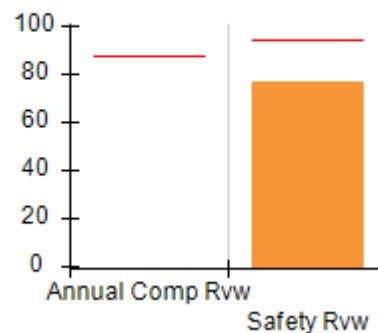


indicates average for all CCIs

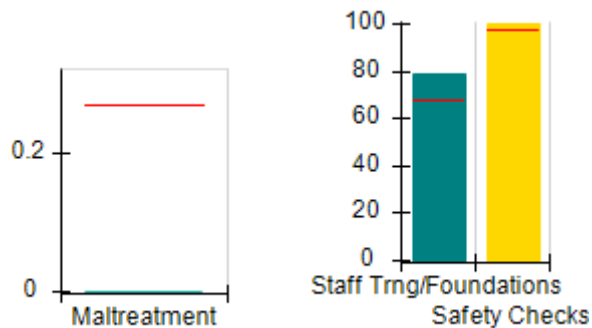
Overall Score (%)



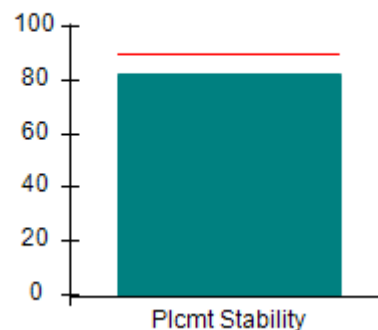
OPM Monitoring Reviews (%)



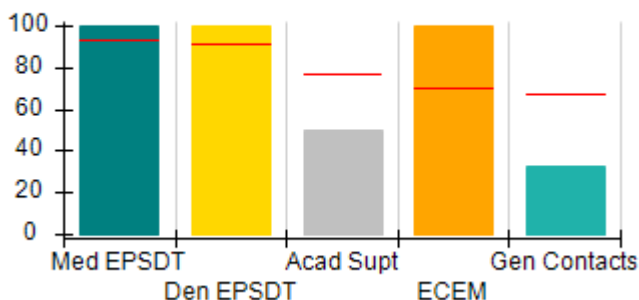
Safety Outcomes (%)



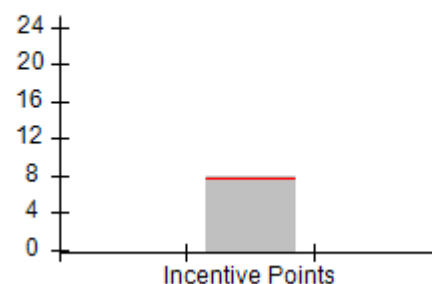
Permanency Outcomes (%)



Well-Being Outcomes (%)



Incentives Earned (Points)





DHS, DFCS, Office of Provider Management
Performance-Based Placement Measures
RBWO Provider GA+SCORECARD - CCI
 Report Quarter: Q4 FY2018



Provider/Program Name: KWS Holdings - dba Macon Lives Better (5274) - CCI

117 Orange Street, Macon, GA 31201 Phone: 478-254-8770 Vendor ID# 146995	Quarterly Scores (Grades)		Current Quarter Score (Grade)
	Q1: 57.70 (F)	Q2: 71.93 (C-)	83.08% (B-)
	Q3: 91.04 (A-)	Q4: 83.08 (B-)	

Program Census Information:	# Children in Care During Quarter: 11	# Placements During Quarter: 11	# Children in Care On Last Day: 8
-----------------------------	---------------------------------------	---------------------------------	-----------------------------------

	Avg Performance All CCIs (%)	Provider Performance (%)*	Possible Points (Weight)	Provider Points Earned
--	------------------------------	---------------------------	--------------------------	------------------------

OPM Monitoring Reviews

Annual Comprehensive Reviews	88%	Not Yet Conducted		
Safety Reviews	94%	77%	15	11.50
Monitoring Sub-Total			15	11.50

CCI Safety Outcomes

Incidence of Maltreatment	0.27%	No Substantiated Reports	10	10.00
Staff Training/Foundations	68%	79%	5	3.95
Staff Safety Checks	98%	100%	5	5.00
Safety Sub-Total			20	18.95

CCI Permanency Outcomes

Placement Stability	90%	82%	15	12.30
Permanency Sub-Total			15	12.30

CCI Well-Being Outcomes

EPSDT Medical Visits	93%	100%	4	4.00
EPSDT Dental Visits	91%	100%	4	4.00
Academic Supports	76%	50%	3	1.50
Provider ECEM Visits	70%	100%	7	7.00
Provider General Contacts	67%	33%	7	2.31
Placements with Siblings	37%	0%	Not Scored	Not Scored
Placements within Legal County	14%	25%	Not Scored	Not Scored
Well-Being Sub-Total			25	18.81

*Performance calculation descriptions can be found in the FY 2018 RBWO PBP Measurements and Standards Guide.

Monitoring & Outcomes: Possible Points = 75	Points Earned = 61.56
Score Before Incentives Credit	82.08%
Incentives Awarded	8.00 pts
PBP Verification	-7.00 pts
Total Score	83.08%



DHS, DFCS, Office of Provider Management
Performance-Based Placement Measures
RBWO Provider GA+SCORECARD - CCI
Report Quarter: Q4 FY2018



Provider/Program Name: KWS Holdings - dba Macon Lives Better (5274) - CCI

Program Census Information:		# Children in Care During Quarter: 11	# Placements During Quarter: 11	# Children in Care On Last Day: 8
CCI Incentive Credits	Avg Performance All CCIs (Points)	Provider Performance (%)*	Possible Points (Weight)	Provider Points Earned
Early EPSDT Medical Visits		100%	2	2.00
Early EPSDT Dental Visits		100%	2	2.00
Permanency Contacts		None Planned	5	
Additional Academic Supports		0%	2	0.00
Active Agency Accreditation		0%	4	0.00
Staff Clinical Licensure		0%	5	0.00
Behavior Management (threshold = 0)		100%	4	4.00
Incentives Total	7.72		24	8.00
Maximum total combined incentive credit allowed is 10 points.			Incentives Awarded	8.00

*Performance calculation descriptions can be found in the FY 2018 RBWO PBP Measurements and Standards Guide.

Child Protective Services Investigations and Dispositions

The following investigations data, which is not used for scoring but is considered significant to a provider's performance, is from Georgia SHINES and is not considered final or complete until the end of the fiscal year.

Total Reports:	6	
Number Screened In:	0	
Number Screened Out:	6	
Number Substantiated:	0	
Number Unsubstantiated:	0	
Number Active CPS Investigations:	0	



DHS, DFCS, Office of Provider Management
Performance-Based Placement Measures
RBWO Provider GA+SCORECARD - CCI



Report Quarter: Q4 FY2018

Provider/Program Name: LDL & C Enterprise (formerly Beth-Ester Ministries) - dba Restoration House 1 (817) - CCI

53 Poplar St., Newnan, GA 30263

Phone: 678-423-4193

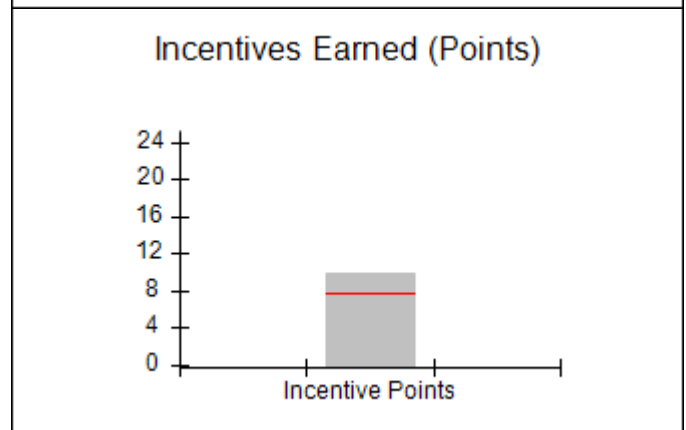
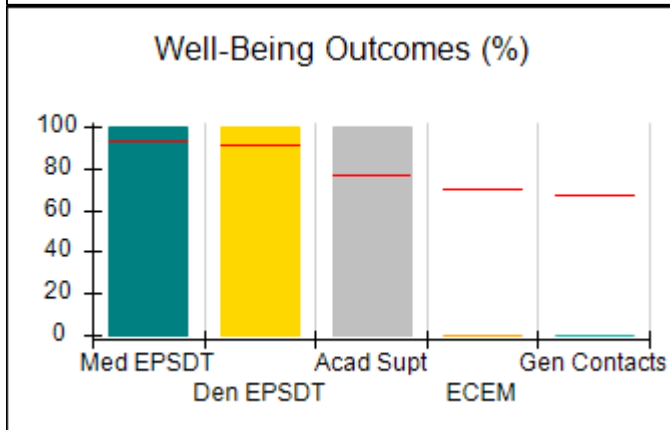
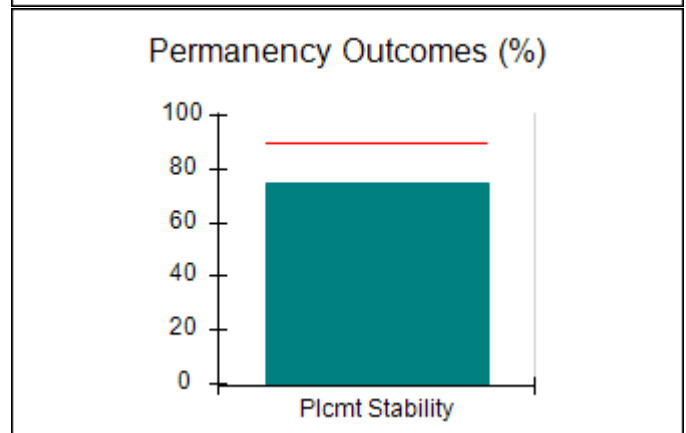
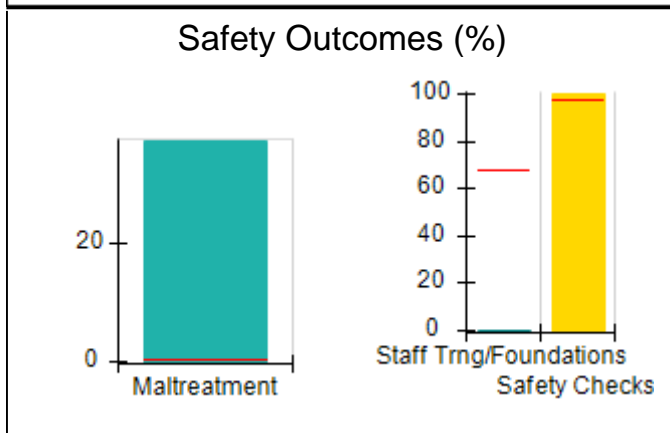
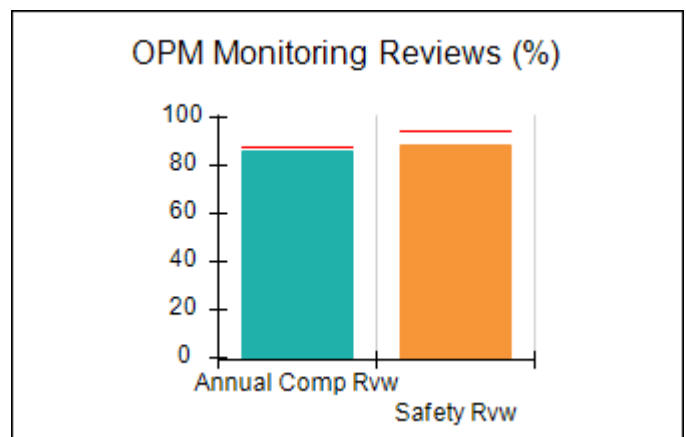
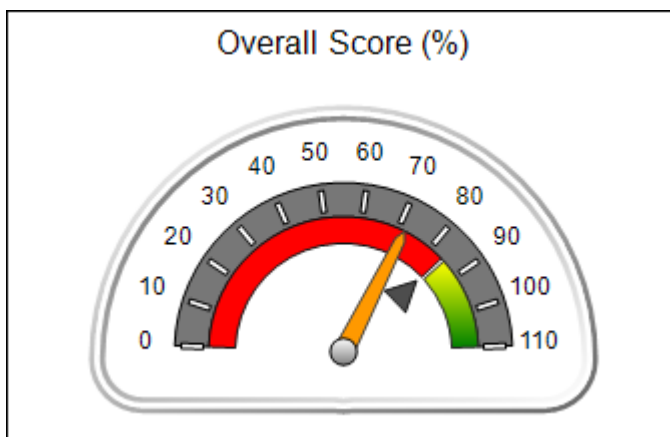
Vendor ID# 150313

Quarterly Scores (Grades)		Current Quarter Score (Grade)
Q1: 94.21 (A)	Q2: 91.05 (A-)	71.82% (C-)
Q3: 98.15 (A+)	Q4: 71.82 (C-)	

Program Census Information:	# Children in Care During Quarter: 8	# Placements During Quarter: 8	# Children in Care On Last Day: 5
-----------------------------	--------------------------------------	--------------------------------	-----------------------------------

Quarterly Provider Comparisons to All CCIs

▼ — indicates average for all CCIs





Performance-Based Placement Measures

RBWO Provider GA+SCORECARD - CCI

Report Quarter: Q4 FY2018

Provider/Program Name: LDL & C Enterprise (formerly Beth-Ester Ministries) - dba Restoration House 1 (817) - CCI				
53 Poplar St., Newnan, GA 30263 Phone: 678-423-4193 Vendor ID# 150313		Quarterly Scores (Grades)		Current Quarter Score (Grade)
		Q1: 94.21 (A)	Q2: 91.05 (A-)	71.82% (C-)
		Q3: 98.15 (A+)	Q4: 71.82 (C-)	
Program Census Information:		# Children in Care During Quarter: 8	# Placements During Quarter: 8	# Children in Care On Last Day: 5
	Avg Performance All CCIs (%)	Provider Performance (%)*	Possible Points (Weight)	Provider Points Earned
OPM Monitoring Reviews				
Annual Comprehensive Reviews	88%	86%	25	21.51
Safety Reviews	94%	88%	15	13.22
Monitoring Sub-Total			40	34.73
CCI Safety Outcomes				
Incidence of Maltreatment	0.27%	37% 3 Substantiated Rts	10	0.00
Staff Training/Foundations	68%	0%	5	0.00
Staff Safety Checks	98%	100%	5	5.00
Safety Sub-Total			20	5.00
CCI Permanency Outcomes				
Placement Stability	90%	75%	15	11.25
Permanency Sub-Total			15	11.25
CCI Well-Being Outcomes				
EPSDT Medical Visits	93%	100%	4	4.00
EPSDT Dental Visits	91%	100%	4	4.00
Academic Supports	76%	100%	3	3.00
Provider ECEM Visits	70%	0%	7	0.00
Provider General Contacts	67%	0%	7	0.00
Placements with Siblings	37%	0%	Not Scored	Not Scored
Placements within Legal County	14%	0%	Not Scored	Not Scored
Well-Being Sub-Total			25	11.00

*Performance calculation descriptions can be found in the FY 2018 RBWO PBP Measurements and Standards Guide.

Monitoring & Outcomes: Possible Points = 100	Points Earned = 61.98
Score Before Incentives Credit	61.98%
Incentives Awarded	9.84 pts
PBP Verification	N/A pts
Total Score	71.82%



DHS, DFCS, Office of Provider Management
Performance-Based Placement Measures
RBWO Provider GA+SCORECARD - CCI



Report Quarter: Q4 FY2018

Provider/Program Name: LDL & C Enterprise (formerly Beth-Ester Ministries) - dba Restoration House 1 (817) - CCI

Program Census Information:		# Children in Care During Quarter: 8	# Placements During Quarter: 8	# Children in Care On Last Day: 5
CCI Incentive Credits	Avg Performance All CCIs (Points)	Provider Performance (%)*	Possible Points (Weight)	Provider Points Earned
Early EPSDT Medical Visits		100%	2	2.00
Early EPSDT Dental Visits		100%	2	2.00
Permanency Contacts		None Planned	5	
Additional Academic Supports		92%	2	1.84
Active Agency Accreditation		0%	4	0.00
Staff Clinical Licensure		0%	5	0.00
Behavior Management (threshold = 0)		100%	4	4.00
Incentives Total	7.72		24	9.84
Maximum total combined incentive credit allowed is 10 points.			Incentives Awarded	9.84

*Performance calculation descriptions can be found in the FY 2018 RBWO PBP Measurements and Standards Guide.

Child Protective Services Investigations and Dispositions

The following investigations data, which is not used for scoring but is considered significant to a provider's performance, is from Georgia SHINES and is not considered final or complete until the end of the fiscal year.

Total Reports:	0
Number Screened In:	0
Number Screened Out:	0
Number Substantiated:	4
Number Unsubstantiated:	0
Number Active CPS Investigations:	-4



DHS, DFCS, Office of Provider Management

Performance-Based Placement Measures

RBWO Provider GA+SCORECARD - CCI



Report Quarter: Q4 FY2018

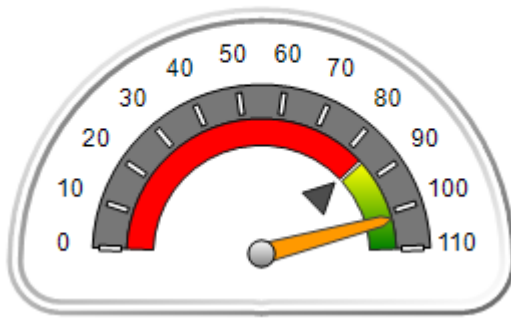
Provider/Program Name: Liberty County Children's Home - dba Gabriel's House (725) - CCI

6145 E. Oglethorpe Highway, Midway, GA 31320 Phone: 912-884-4593 Vendor ID# 35444	Quarterly Scores (Grades)		Current Quarter Score (Grade)
	Q1: 99.39 (A+)	Q2: 107.74 (A+)	101.86% (A+)
	Q3: 106.21 (A+)	Q4: 101.86 (A+)	
Program Census Information:	# Children in Care During Quarter: 23	# Placements During Quarter: 23	# Children in Care On Last Day: 15

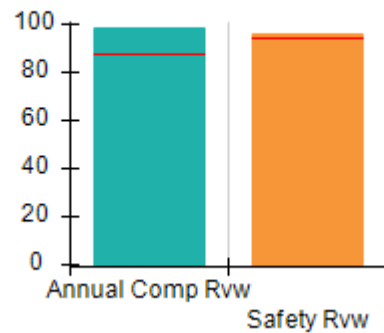
Quarterly Provider Comparisons to All CCIs

▼ indicates average for all CCIs

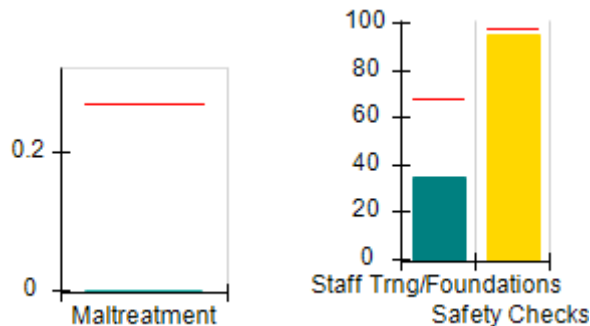
Overall Score (%)



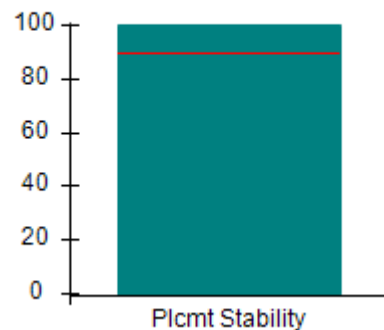
OPM Monitoring Reviews (%)



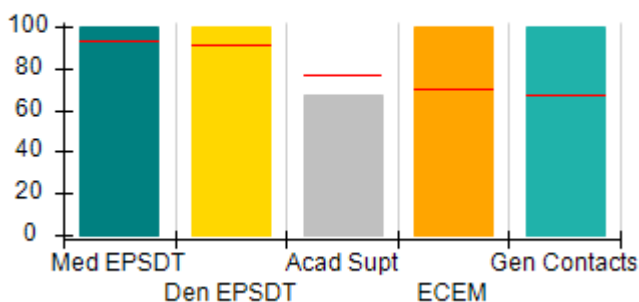
Safety Outcomes (%)



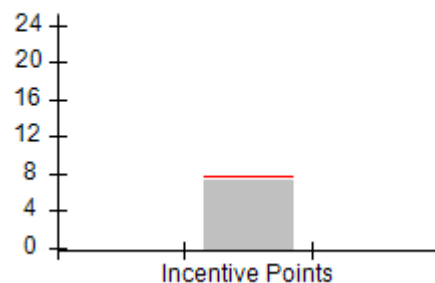
Permanency Outcomes (%)



Well-Being Outcomes (%)



Incentives Earned (Points)





DHS, DFCS, Office of Provider Management
Performance-Based Placement Measures
RBWO Provider GA+SCORECARD - CCI



Report Quarter: Q4 FY2018

Provider/Program Name: Liberty County Children's Home - dba Gabriel's House (725) - CCI

6145 E. Oglethorpe Highway, Midway, GA 31320 Phone: 912-884-4593 Vendor ID# 35444	Quarterly Scores (Grades)		Current Quarter Score (Grade)
	Q1: 99.39 (A+)	Q2: 107.74 (A+)	101.86% (A+)
	Q3: 106.21 (A+)	Q4: 101.86 (A+)	

Program Census Information:	# Children in Care During Quarter: 23	# Placements During Quarter: 23	# Children in Care On Last Day: 15
-----------------------------	---------------------------------------	---------------------------------	------------------------------------

	Avg Performance All CCIs (%)	Provider Performance (%)*	Possible Points (Weight)	Provider Points Earned
--	-------------------------------------	----------------------------------	---------------------------------	-------------------------------

OPM Monitoring Reviews

Annual Comprehensive Reviews	88%	99%	25	24.70
Safety Reviews	94%	96%	15	14.42
Monitoring Sub-Total			40	39.11

CCI Safety Outcomes

Incidence of Maltreatment	0.27%	No Substantiated Reports	10	10.00
Staff Training/Foundations	68%	35%	5	1.75
Staff Safety Checks	98%	95%	5	4.75
Safety Sub-Total			20	16.50

CCI Permanency Outcomes

Placement Stability	90%	100%	15	15.00
Permanency Sub-Total			15	15.00

CCI Well-Being Outcomes

EPSDT Medical Visits	93%	100%	4	4.00
EPSDT Dental Visits	91%	100%	4	4.00
Academic Supports	76%	67%	3	2.01
Provider ECEM Visits	70%	100%	7	7.00
Provider General Contacts	67%	100%	7	7.00
Placements with Siblings	37%	92%	Not Scored	Not Scored
Placements within Legal County	14%	0%	Not Scored	Not Scored
Well-Being Sub-Total			25	24.01

*Performance calculation descriptions can be found in the FY 2018 RBWO PBP Measurements and Standards Guide.

Monitoring & Outcomes: Possible Points = 100	Points Earned = 94.62
Score Before Incentives Credit	94.62%
Incentives Awarded	7.24 pts
PBP Verification	N/A pts
Total Score	101.86%



DHS, DFCS, Office of Provider Management
Performance-Based Placement Measures
RBWO Provider GA+SCORECARD - CCI



Report Quarter: Q4 FY2018

Provider/Program Name: Liberty County Children's Home - dba Gabriel's House (725) - CCI

Program Census Information:		# Children in Care During Quarter: 23	# Placements During Quarter: 23	# Children in Care On Last Day: 15
CCI Incentive Credits	Avg Performance All CCIs (Points)	Provider Performance (%)*	Possible Points (Weight)	Provider Points Earned
Early EPSDT Medical Visits		Not Eligible	2	
Early EPSDT Dental Visits		100%	2	2.00
Permanency Contacts		None Planned	5	
Additional Academic Supports		62%	2	1.24
Active Agency Accreditation		0%	4	0.00
Staff Clinical Licensure		0%	5	0.00
Behavior Management (threshold = 0)		100%	4	4.00
Incentives Total	7.72		24	7.24
Maximum total combined incentive credit allowed is 10 points.			Incentives Awarded	7.24

*Performance calculation descriptions can be found in the FY 2018 RBWO PBP Measurements and Standards Guide.

Child Protective Services Investigations and Dispositions

The following investigations data, which is not used for scoring but is considered significant to a provider's performance, is from Georgia SHINES and is not considered final or complete until the end of the fiscal year.

Total Reports:	1
Number Screened In:	0
Number Screened Out:	1
Number Substantiated:	0
Number Unsubstantiated:	0
Number Active CPS Investigations:	0



DHS, DFCS, Office of Provider Management
Performance-Based Placement Measures
RBWO Provider GA+SCORECARD - CCI



Report Quarter: Q4 FY2018

Provider/Program Name: Light of Hope and Love Ministry, Inc. - Heritage House (5143) - CCI

3117 Macedonia Court, Powder Springs, GA 30127

Phone: 770-906-1190

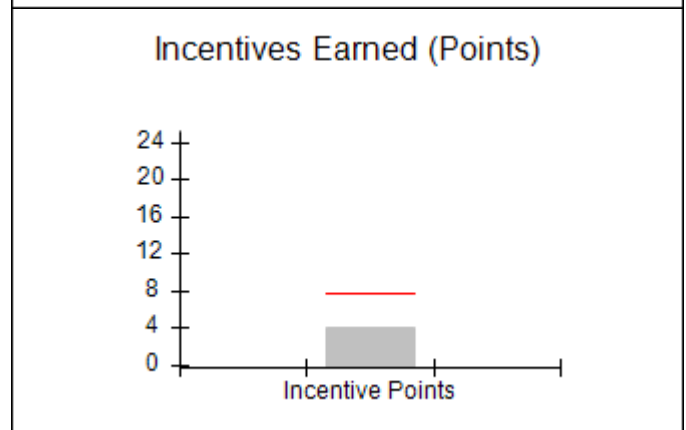
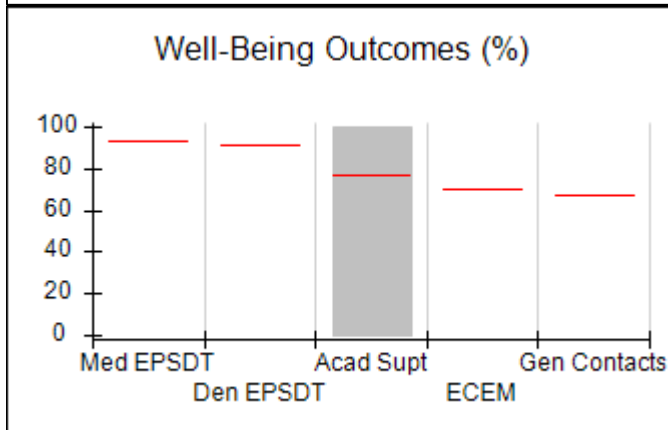
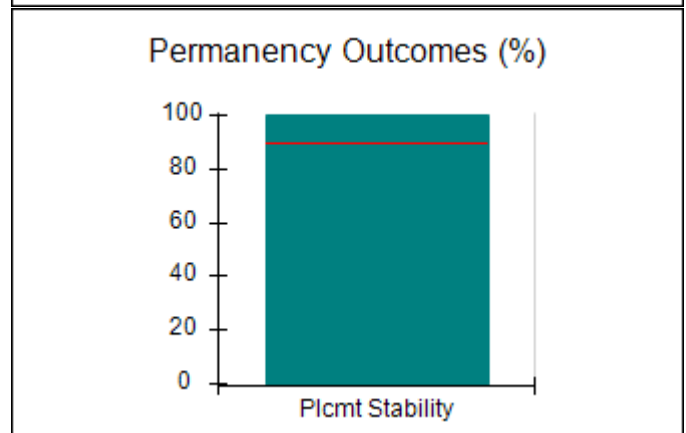
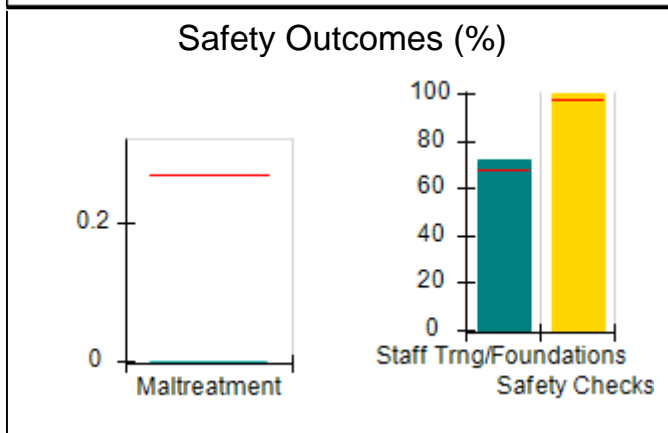
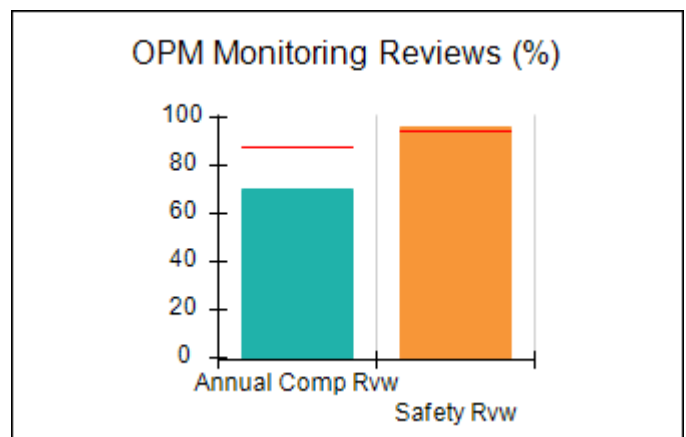
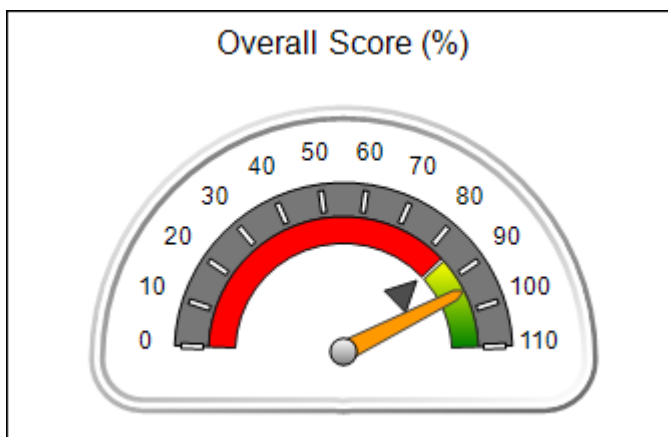
Vendor ID# 115384

Quarterly Scores (Grades)		Current Quarter Score (Grade)
Q1: 87.05 (B+)	Q2: 89.76 (B+)	94.53% (A)
Q3: 93.06 (A-)	Q4: 94.53 (A)	

Program Census Information:	# Children in Care During Quarter: 2	# Placements During Quarter: 2	# Children in Care On Last Day: 0
-----------------------------	--------------------------------------	--------------------------------	-----------------------------------

Quarterly Provider Comparisons to All CCIs

▼ — indicates average for all CCIs





DHS, DFCS, Office of Provider Management
Performance-Based Placement Measures
RBWO Provider GA+SCORECARD - CCI



Report Quarter: Q4 FY2018

Provider/Program Name: Light of Hope and Love Ministry, Inc. - Heritage House (5143) - CCI

3117 Macedonia Court, Powder Springs, GA 30127 Phone: 770-906-1190 Vendor ID# 115384	Quarterly Scores (Grades)		Current Quarter Score (Grade)
	Q1: 87.05 (B+)	Q2: 89.76 (B+)	94.53% (A)
	Q3: 93.06 (A-)	Q4: 94.53 (A)	

Program Census Information:	# Children in Care During Quarter: 2	# Placements During Quarter: 2	# Children in Care On Last Day: 0
-----------------------------	--------------------------------------	--------------------------------	-----------------------------------

	Avg Performance All CCIs (%)	Provider Performance (%)*	Possible Points (Weight)	Provider Points Earned
--	-------------------------------------	----------------------------------	---------------------------------	-------------------------------

OPM Monitoring Reviews

Annual Comprehensive Reviews	88%	70%	25	17.49
Safety Reviews	94%	96%	15	14.45
Monitoring Sub-Total			40	31.93

CCI Safety Outcomes

Incidence of Maltreatment	0.27%	No Substantiated Reports	10	10.00
Staff Training/Foundations	68%	72%	5	3.60
Staff Safety Checks	98%	100%	5	5.00
Safety Sub-Total			20	18.60

CCI Permanency Outcomes

Placement Stability	90%	100%	15	15.00
Permanency Sub-Total			15	15.00

CCI Well-Being Outcomes

EPSDT Medical Visits	93%	Not Eligible		
EPSDT Dental Visits	91%	Not Eligible		
Academic Supports	76%	100%	25	25.00
Provider ECEM Visits	70%	Not Eligible		
Provider General Contacts	67%	Not Eligible		
Placements with Siblings	37%	0%	Not Scored	Not Scored
Placements within Legal County	14%	100%	Not Scored	Not Scored
Well-Being Sub-Total			25	25.00

*Performance calculation descriptions can be found in the FY 2018 RBWO PBP Measurements and Standards Guide.

Monitoring & Outcomes: Possible Points = 100	Points Earned = 90.53
Score Before Incentives Credit	90.53%
Incentives Awarded	4.00 pts
PBP Verification	N/A pts
Total Score	94.53%



DHS, DFCS, Office of Provider Management
Performance-Based Placement Measures
RBWO Provider GA+SCORECARD - CCI



Report Quarter: Q4 FY2018

Provider/Program Name: Light of Hope and Love Ministry, Inc. - Heritage House (5143) - CCI

Program Census Information:		# Children in Care During Quarter: 2	# Placements During Quarter: 2	# Children in Care On Last Day: 0
CCI Incentive Credits	Avg Performance All CCIs (Points)	Provider Performance (%)*	Possible Points (Weight)	Provider Points Earned
Early EPSDT Medical Visits		Not Eligible	2	
Early EPSDT Dental Visits		Not Eligible	2	
Permanency Contacts		None Planned	5	
Additional Academic Supports		Not Eligible	2	
Active Agency Accreditation		0%	4	0.00
Staff Clinical Licensure		0%	5	0.00
Behavior Management (threshold = 0)		100%	4	4.00
Incentives Total	7.72		24	4.00
Maximum total combined incentive credit allowed is 10 points.			Incentives Awarded	4.00

*Performance calculation descriptions can be found in the FY 2018 RBWO PBP Measurements and Standards Guide.

Child Protective Services Investigations and Dispositions

The following investigations data, which is not used for scoring but is considered significant to a provider's performance, is from Georgia SHINES and is not considered final or complete until the end of the fiscal year.

Total Reports:	0
Number Screened In:	0
Number Screened Out:	0
Number Substantiated:	0
Number Unsubstantiated:	0
Number Active CPS Investigations:	0



DHS, DFCS, Office of Provider Management

Performance-Based Placement Measures

RBWO Provider GA+SCORECARD - CCI



Report Quarter: Q4 FY2018

Provider/Program Name: Little Debbie's Second Chance Home, Inc. - (formerly Celine's Place) (884) - CCI

1768 Young Rd., Stone Mountain, GA 30058

Phone: 404-296-1311

Vendor ID# 35260

Quarterly Scores (Grades)

Current Quarter Score (Grade)

Q1: 100.75 (A+)

Q2: 104.96 (A+)

96.34%

Q3: 101.62 (A+)

Q4: 96.34 (A)

(A)

Program Census Information:

Children in Care During Quarter: 7

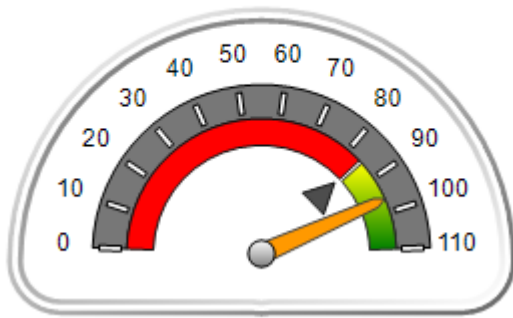
Placements During Quarter: 7

Children in Care On Last Day: 5

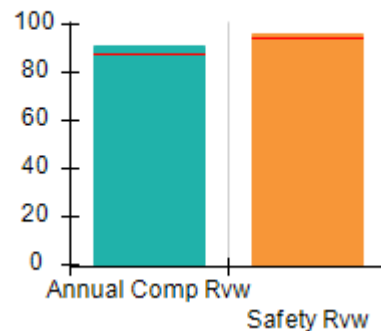
Quarterly Provider Comparisons to All CCIs

▼ indicates average for all CCIs

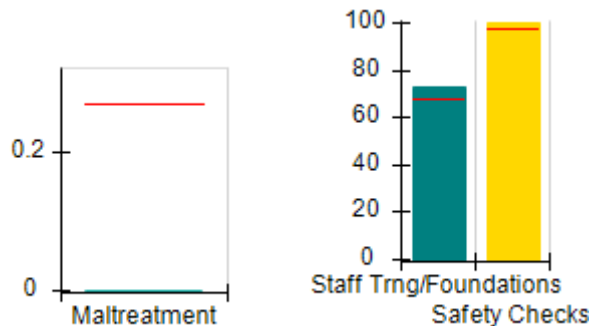
Overall Score (%)



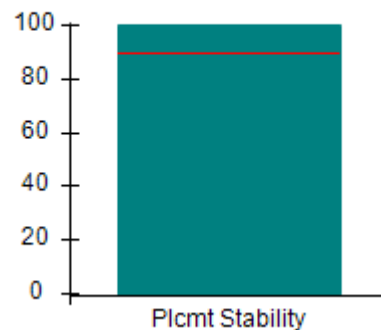
OPM Monitoring Reviews (%)



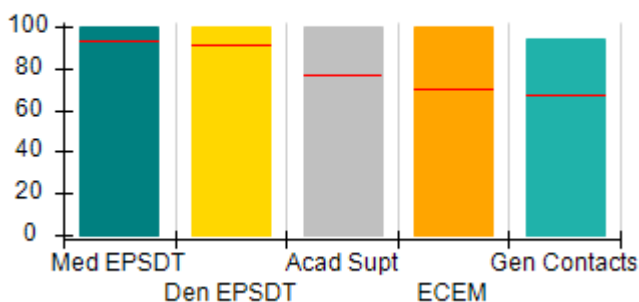
Safety Outcomes (%)



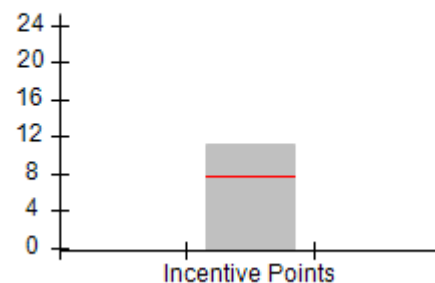
Permanency Outcomes (%)



Well-Being Outcomes (%)



Incentives Earned (Points)





Performance-Based Placement Measures RBWO Provider GA+SCORECARD - CCI

Report Quarter: Q4 FY2018

Provider/Program Name: Little Debbie's Second Chance Home, Inc. - (formerly Celine's Place) (884) - CCI				
1768 Young Rd., Stone Mountain, GA 30058		Quarterly Scores (Grades)		Current Quarter Score (Grade)
Phone: 404-296-1311		Q1: 100.75 (A+)	Q2: 104.96 (A+)	96.34%
Vendor ID# 35260		Q3: 101.62 (A+)	Q4: 96.34 (A)	(A)
Program Census Information:		# Children in Care During Quarter: 7	# Placements During Quarter: 7	# Children in Care On Last Day: 5
	Avg Performance All CCIs (%)	Provider Performance (%)*	Possible Points (Weight)	Provider Points Earned
OPM Monitoring Reviews				
Annual Comprehensive Reviews	88%	91%	25	22.68
Safety Reviews	94%	96%	15	14.43
Monitoring Sub-Total			40	37.11
CCI Safety Outcomes				
Incidence of Maltreatment	0.27%	No Substantiated Reports	10	10.00
Staff Training/Foundations	68%	73%	5	3.65
Staff Safety Checks	98%	100%	5	5.00
Safety Sub-Total			20	18.65
CCI Permanency Outcomes				
Placement Stability	90%	100%	15	15.00
Permanency Sub-Total			15	15.00
CCI Well-Being Outcomes				
EPSDT Medical Visits	93%	100%	4	4.00
EPSDT Dental Visits	91%	100%	4	4.00
Academic Supports	76%	100%	3	3.00
Provider ECEM Visits	70%	100%	7	7.00
Provider General Contacts	67%	94%	7	6.58
Placements with Siblings	37%	0%	Not Scored	Not Scored
Placements within Legal County	14%	100%	Not Scored	Not Scored
Well-Being Sub-Total			25	24.58
*Performance calculation descriptions can be found in the FY 2018 RBWO PBP Measurements and Standards Guide.				

Monitoring & Outcomes: Possible Points = 100	Points Earned = 95.34
Score Before Incentives Credit	95.34%
Incentives Awarded	10.00 pts
PBP Verification	-9.00 pts
Total Score	96.34%



DHS, DFCS, Office of Provider Management
Performance-Based Placement Measures
RBWO Provider GA+SCORECARD - CCI



Report Quarter: Q4 FY2018

Provider/Program Name: Little Debbie's Second Chance Home, Inc. - (formerly Celine's Place) (884) - CCI

Program Census Information:		# Children in Care During Quarter: 7	# Placements During Quarter: 7	# Children in Care On Last Day: 5
CCI Incentive Credits	Avg Performance All CCIs (Points)	Provider Performance (%)*	Possible Points (Weight)	Provider Points Earned
Early EPSDT Medical Visits		100%	2	2.00
Early EPSDT Dental Visits		100%	2	2.00
Permanency Contacts		None Planned	5	
Additional Academic Supports		63%	2	1.26
Active Agency Accreditation		50%	4	2.00
Staff Clinical Licensure		0%	5	0.00
Behavior Management (threshold = 0)		100%	4	4.00
Incentives Total	7.72		24	11.26
Maximum total combined incentive credit allowed is 10 points.			Incentives Awarded	10.00

*Performance calculation descriptions can be found in the FY 2018 RBWO PBP Measurements and Standards Guide.

Child Protective Services Investigations and Dispositions

The following investigations data, which is not used for scoring but is considered significant to a provider's performance, is from Georgia SHINES and is not considered final or complete until the end of the fiscal year.

Total Reports:	0
Number Screened In:	0
Number Screened Out:	0
Number Substantiated:	0
Number Unsubstantiated:	0
Number Active CPS Investigations:	0



DHS, DFCS, Office of Provider Management
Performance-Based Placement Measures
RBWO Provider GA+SCORECARD - CCI



Report Quarter: Q4 FY2018

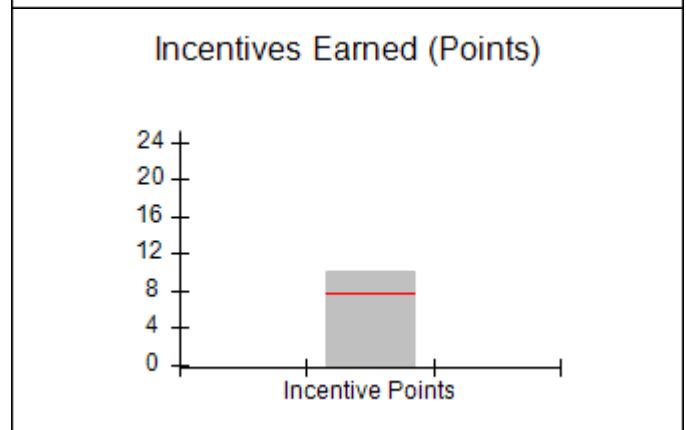
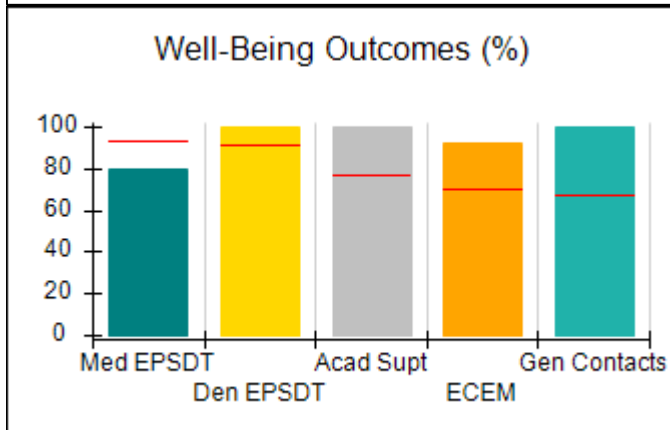
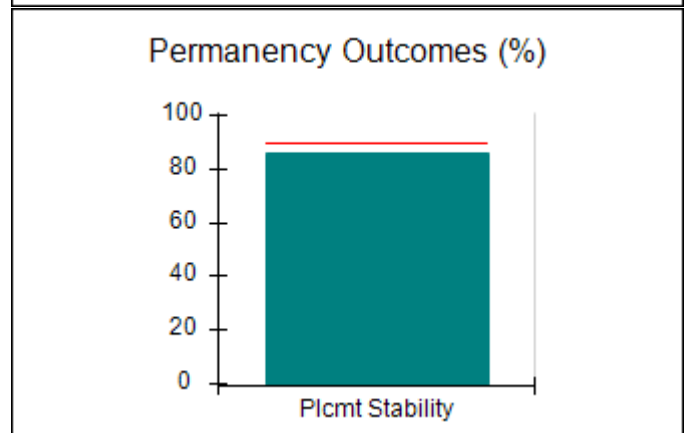
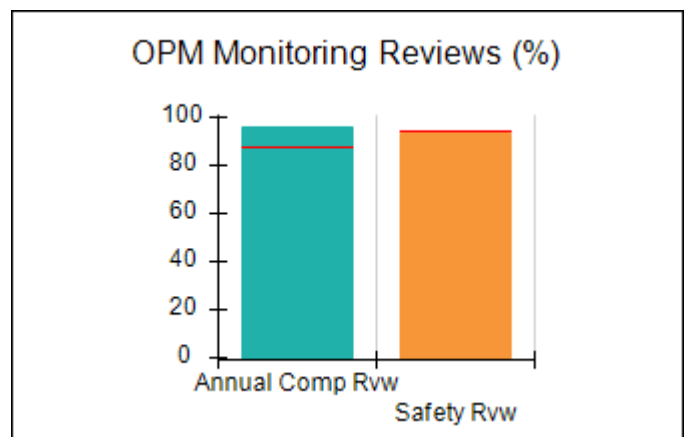
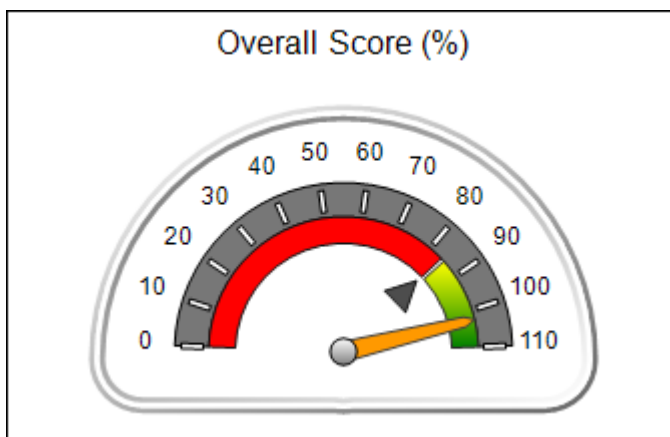
Provider/Program Name: Little Debbie's Second Chance Home, Inc. - Boyz2Men (1042) - CCI

5224 Shawn Lane, Stone Mountain, GA 30088 Phone: 404-296-1311 Vendor ID# 73965	Quarterly Scores (Grades)		Current Quarter Score (Grade)
	Q1: 103.54 (A+)	Q2: 104.97 (A+)	102.66% (A+)
	Q3: 102.86 (A+)	Q4: 102.66 (A+)	

Program Census Information:	# Children in Care During Quarter: 7	# Placements During Quarter: 7	# Children in Care On Last Day: 6
-----------------------------	--------------------------------------	--------------------------------	-----------------------------------

Quarterly Provider Comparisons to All CCIs

▼ — indicates average for all CCIs





DHS, DFCS, Office of Provider Management
Performance-Based Placement Measures
RBWO Provider GA+SCORECARD - CCI



Report Quarter: Q4 FY2018

Provider/Program Name: Little Debbie's Second Chance Home, Inc. - Boyz2Men (1042) - CCI

5224 Shawn Lane, Stone Mountain, GA 30088 Phone: 404-296-1311 Vendor ID# 73965	Quarterly Scores (Grades)		Current Quarter Score (Grade)
	Q1: 103.54 (A+)	Q2: 104.97 (A+)	102.66% (A+)
	Q3: 102.86 (A+)	Q4: 102.66 (A+)	

Program Census Information:	# Children in Care During Quarter: 7	# Placements During Quarter: 7	# Children in Care On Last Day: 6
-----------------------------	--------------------------------------	--------------------------------	-----------------------------------

	Avg Performance All CCIs (%)	Provider Performance (%)*	Possible Points (Weight)	Provider Points Earned
--	-------------------------------------	----------------------------------	---------------------------------	-------------------------------

OPM Monitoring Reviews

Annual Comprehensive Reviews	88%	96%	25	24.09
Safety Reviews	94%	94%	15	14.08
Monitoring Sub-Total			40	38.17

CCI Safety Outcomes

Incidence of Maltreatment	0.27%	No Substantiated Reports	10	10.00
Staff Training/Foundations	68%	59%	5	2.95
Staff Safety Checks	98%	100%	5	5.00
Safety Sub-Total			20	17.95

CCI Permanency Outcomes

Placement Stability	90%	86%	15	12.90
Permanency Sub-Total			15	12.90

CCI Well-Being Outcomes

EPSDT Medical Visits	93%	80%	4	3.20
EPSDT Dental Visits	91%	100%	4	4.00
Academic Supports	76%	100%	3	3.00
Provider ECEM Visits	70%	92%	7	6.44
Provider General Contacts	67%	100%	7	7.00
Placements with Siblings	37%	100%	Not Scored	Not Scored
Placements within Legal County	14%	25%	Not Scored	Not Scored
Well-Being Sub-Total			25	23.64

*Performance calculation descriptions can be found in the FY 2018 RBWO PBP Measurements and Standards Guide.

Monitoring & Outcomes: Possible Points = 100	Points Earned = 92.66
Score Before Incentives Credit	92.66%
Incentives Awarded	10.00 pts
PBP Verification	0.00 pts
Total Score	102.66%



DHS, DFCS, Office of Provider Management
Performance-Based Placement Measures
RBWO Provider GA+SCORECARD - CCI



Report Quarter: Q4 FY2018

Provider/Program Name: Little Debbie's Second Chance Home, Inc. - Boyz2Men (1042) - CCI

Program Census Information:		# Children in Care During Quarter: 7	# Placements During Quarter: 7	# Children in Care On Last Day: 6
CCI Incentive Credits	Avg Performance All CCIs (Points)	Provider Performance (%)*	Possible Points (Weight)	Provider Points Earned
Early EPSDT Medical Visits		0%	2	0.00
Early EPSDT Dental Visits		100%	2	2.00
Permanency Contacts		0%	5	0.00
Additional Academic Supports		100%	2	2.00
Active Agency Accreditation		50%	4	2.00
Staff Clinical Licensure		0%	5	0.00
Behavior Management (threshold = 0)		100%	4	4.00
Incentives Total	7.72		24	10.00
Maximum total combined incentive credit allowed is 10 points.			Incentives Awarded	10.00

*Performance calculation descriptions can be found in the FY 2018 RBWO PBP Measurements and Standards Guide.

Child Protective Services Investigations and Dispositions

The following investigations data, which is not used for scoring but is considered significant to a provider's performance, is from Georgia SHINES and is not considered final or complete until the end of the fiscal year.

Total Reports:	0
Number Screened In:	0
Number Screened Out:	0
Number Substantiated:	0
Number Unsubstantiated:	0
Number Active CPS Investigations:	0



DHS, DFCS, Office of Provider Management
Performance-Based Placement Measures
RBWO Provider GA+SCORECARD - CCI



Report Quarter: Q4 FY2018

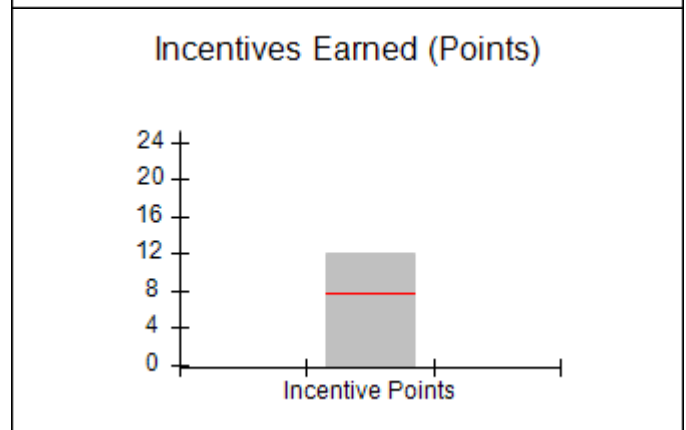
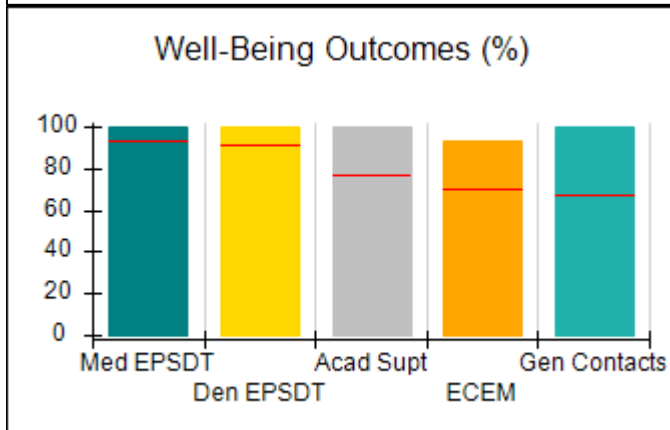
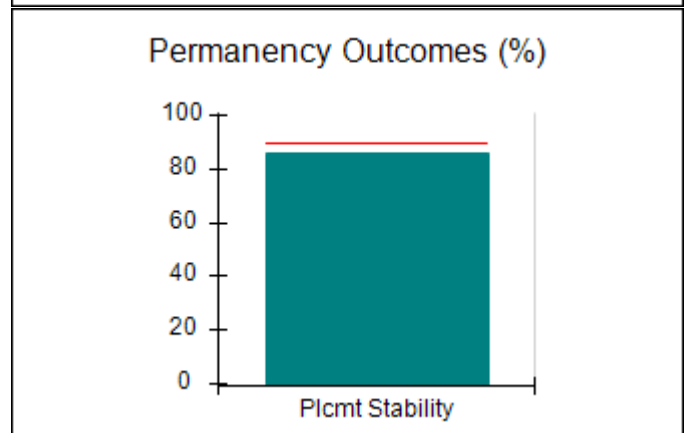
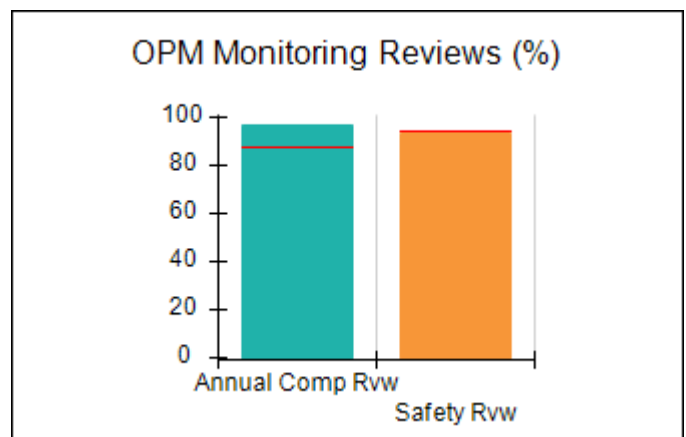
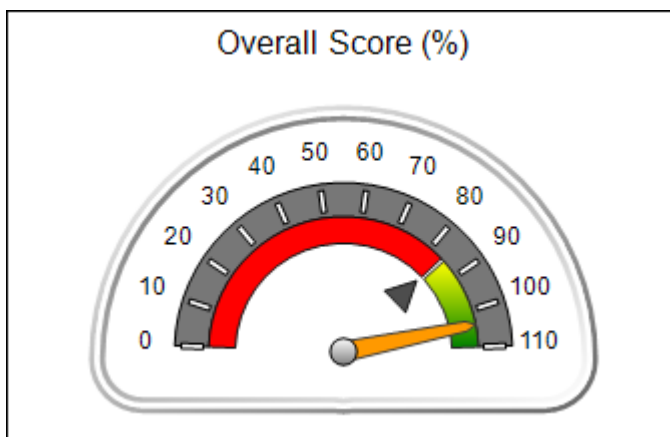
Provider/Program Name: Little Debbie's Second Chance Home, Inc. - Columbia (5214) - CCI

1322 Columbia Drive, Decatur, GA 30032 Phone: 404-296-1311 Vendor ID# 136089	Quarterly Scores (Grades)		Current Quarter Score (Grade)
	Q1: 97.33 (A+)	Q2: 101.64 (A+)	104.00% (A+)
	Q3: 102.85 (A+)	Q4: 104.00 (A+)	

Program Census Information:	# Children in Care During Quarter: 7	# Placements During Quarter: 7	# Children in Care On Last Day: 5
-----------------------------	--------------------------------------	--------------------------------	-----------------------------------

Quarterly Provider Comparisons to All CCIs

▼ — indicates average for all CCIs





Performance-Based Placement Measures

RBWO Provider GA+SCORECARD - CCI

Report Quarter: Q4 FY2018

Provider/Program Name: Little Debbie's Second Chance Home, Inc. - Columbia (5214) - CCI

1322 Columbia Drive, Decatur, GA 30032 Phone: 404-296-1311 Vendor ID# 136089	Quarterly Scores (Grades)		Current Quarter Score (Grade)
	Q1: 97.33 (A+)	Q2: 101.64 (A+)	104.00% (A+)
	Q3: 102.85 (A+)	Q4: 104.00 (A+)	

Program Census Information:	# Children in Care During Quarter: 7	# Placements During Quarter: 7	# Children in Care On Last Day: 5
-----------------------------	--------------------------------------	--------------------------------	-----------------------------------

	Avg Performance All CCIs (%)	Provider Performance (%)*	Possible Points (Weight)	Provider Points Earned
--	------------------------------	---------------------------	--------------------------	------------------------

OPM Monitoring Reviews

Annual Comprehensive Reviews	88%	97%	25	24.21
Safety Reviews	94%	93%	15	13.98
Monitoring Sub-Total			40	38.19

CCI Safety Outcomes

Incidence of Maltreatment	0.27%	No Substantiated Reports	10	10.00
Staff Training/Foundations	68%	68%	5	3.40
Staff Safety Checks	98%	100%	5	5.00
Safety Sub-Total			20	18.40

CCI Permanency Outcomes

Placement Stability	90%	86%	15	12.90
Permanency Sub-Total			15	12.90

CCI Well-Being Outcomes

EPSDT Medical Visits	93%	100%	4	4.00
EPSDT Dental Visits	91%	100%	4	4.00
Academic Supports	76%	100%	3	3.00
Provider ECEM Visits	70%	93%	7	6.51
Provider General Contacts	67%	100%	7	7.00
Placements with Siblings	37%	0%	Not Scored	Not Scored
Placements within Legal County	14%	0%	Not Scored	Not Scored
Well-Being Sub-Total			25	24.51

*Performance calculation descriptions can be found in the FY 2018 RBWO PBP Measurements and Standards Guide.

Monitoring & Outcomes: Possible Points = 100	Points Earned = 94.00
Score Before Incentives Credit	94.00%
Incentives Awarded	10.00 pts
PBP Verification	0.00 pts
Total Score	104.00%



DHS, DFCS, Office of Provider Management
Performance-Based Placement Measures
RBWO Provider GA+SCORECARD - CCI



Report Quarter: Q4 FY2018

Provider/Program Name: Little Debbie's Second Chance Home, Inc. - Columbia (5214) - CCI

Program Census Information:		# Children in Care During Quarter: 7	# Placements During Quarter: 7	# Children in Care On Last Day: 5
CCI Incentive Credits	Avg Performance All CCIs (Points)	Provider Performance (%)*	Possible Points (Weight)	Provider Points Earned
Early EPSDT Medical Visits		100%	2	2.00
Early EPSDT Dental Visits		100%	2	2.00
Permanency Contacts		None Planned	5	
Additional Academic Supports		100%	2	2.00
Active Agency Accreditation		50%	4	2.00
Staff Clinical Licensure		0%	5	0.00
Behavior Management (threshold = 0)		100%	4	4.00
Incentives Total	7.72		24	12.00
Maximum total combined incentive credit allowed is 10 points.			Incentives Awarded	10.00

*Performance calculation descriptions can be found in the FY 2018 RBWO PBP Measurements and Standards Guide.

Child Protective Services Investigations and Dispositions

The following investigations data, which is not used for scoring but is considered significant to a provider's performance, is from Georgia SHINES and is not considered final or complete until the end of the fiscal year.

Total Reports:	1
Number Screened In:	0
Number Screened Out:	1
Number Substantiated:	0
Number Unsubstantiated:	0
Number Active CPS Investigations:	0



DHS, DFCS, Office of Provider Management

Performance-Based Placement Measures

RBWO Provider GA+SCORECARD - CCI



Report Quarter: Q4 FY2018

Provider/Program Name: Little Debbie's Second Chance Home, Inc. - dba Ida's Cove III (5111) - CCI

994 Millard Road, Stone Mountain, GA 30088

Phone: 404-296-1311

Vendor ID# 90547

Quarterly Scores (Grades)

Current Quarter Score (Grade)

Q1: 100.68 (A+)

Q2: 108.43 (A+)

99.79%

Q3: 108.40 (A+)

Q4: 99.79 (A+)

(A+)

Program Census Information:

Children in Care During Quarter: 7

Placements During Quarter: 7

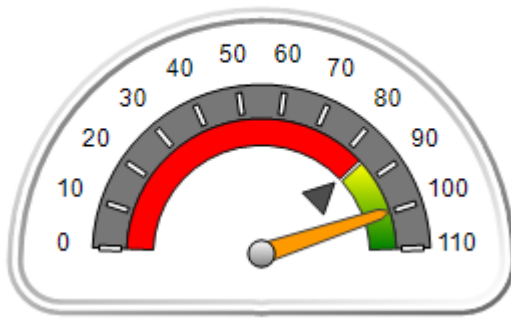
Children in Care On Last Day: 6

Quarterly Provider Comparisons to All CCIs

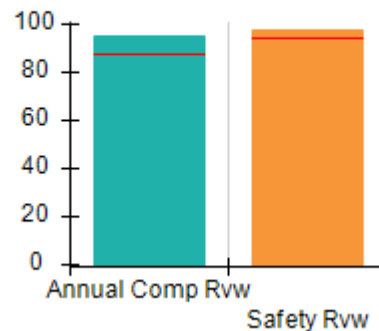


indicates average for all CCIs

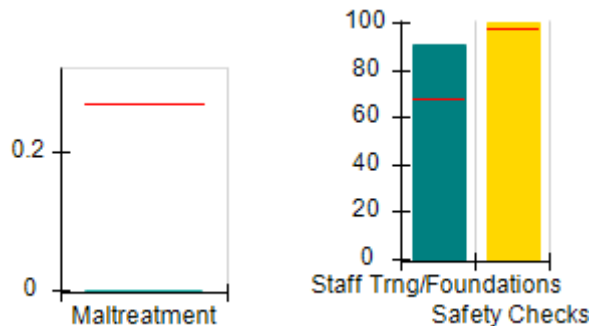
Overall Score (%)



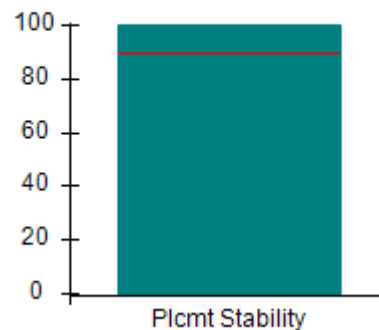
OPM Monitoring Reviews (%)



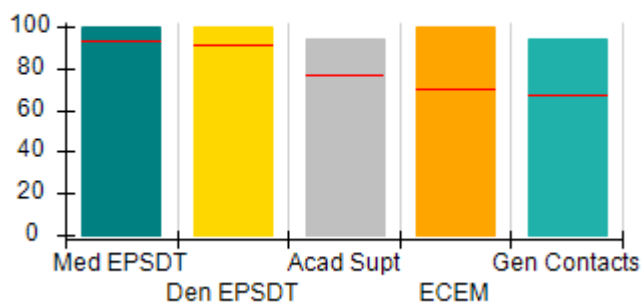
Safety Outcomes (%)



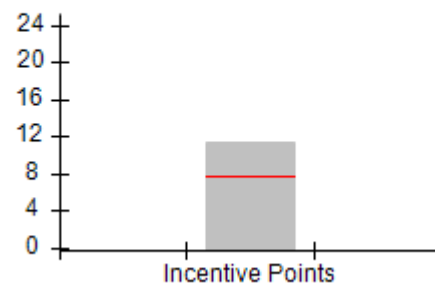
Permanency Outcomes (%)



Well-Being Outcomes (%)



Incentives Earned (Points)





DHS, DFCS, Office of Provider Management
Performance-Based Placement Measures
RBWO Provider GA+SCORECARD - CCI



Report Quarter: Q4 FY2018

Provider/Program Name: Little Debbie's Second Chance Home, Inc. - dba Ida's Cove III (5111) - CCI

994 Millard Road, Stone Mountain, GA 30088 Phone: 404-296-1311 Vendor ID# 90547	Quarterly Scores (Grades)		Current Quarter Score (Grade)
	Q1: 100.68 (A+)	Q2: 108.43 (A+)	99.79% (A+)
	Q3: 108.40 (A+)	Q4: 99.79 (A+)	

Program Census Information:	# Children in Care During Quarter: 7	# Placements During Quarter: 7	# Children in Care On Last Day: 6
-----------------------------	--------------------------------------	--------------------------------	-----------------------------------

	Avg Performance All CCIs (%)	Provider Performance (%)*	Possible Points (Weight)	Provider Points Earned
OPM Monitoring Reviews				
Annual Comprehensive Reviews	88%	95%	25	23.72
Safety Reviews	94%	98%	15	14.63
Monitoring Sub-Total			40	38.34
CCI Safety Outcomes				
Incidence of Maltreatment	0.27%	No Substantiated Reports	10	10.00
Staff Training/Foundations	68%	91%	5	4.55
Staff Safety Checks	98%	100%	5	5.00
Safety Sub-Total			20	19.55
CCI Permanency Outcomes				
Placement Stability	90%	100%	15	15.00
Permanency Sub-Total			15	15.00
CCI Well-Being Outcomes				
EPSDT Medical Visits	93%	100%	4	4.00
EPSDT Dental Visits	91%	100%	4	4.00
Academic Supports	76%	94%	3	2.82
Provider ECEM Visits	70%	100%	7	7.00
Provider General Contacts	67%	94%	7	6.58
Placements with Siblings	37%	0%	Not Scored	Not Scored
Placements within Legal County	14%	0%	Not Scored	Not Scored
Well-Being Sub-Total			25	24.40

*Performance calculation descriptions can be found in the FY 2018 RBWO PBP Measurements and Standards Guide.

Monitoring & Outcomes: Possible Points = 100	Points Earned = 97.29
Score Before Incentives Credit	97.29%
Incentives Awarded	10.00 pts
PBP Verification	-7.50 pts
Total Score	99.79%



DHS, DFCS, Office of Provider Management
Performance-Based Placement Measures
RBWO Provider GA+SCORECARD - CCI



Report Quarter: Q4 FY2018

Provider/Program Name: Little Debbie's Second Chance Home, Inc. - dba Ida's Cove III (5111) - CCI

Program Census Information:		# Children in Care During Quarter: 7	# Placements During Quarter: 7	# Children in Care On Last Day: 6
CCI Incentive Credits	Avg Performance All CCIs (Points)	Provider Performance (%)*	Possible Points (Weight)	Provider Points Earned
Early EPSDT Medical Visits		100%	2	2.00
Early EPSDT Dental Visits		100%	2	2.00
Permanency Contacts		None Planned	5	
Additional Academic Supports		65%	2	1.30
Active Agency Accreditation		50%	4	2.00
Staff Clinical Licensure		0%	5	0.00
Behavior Management (threshold = 0)		100%	4	4.00
Incentives Total	7.72		24	11.30
Maximum total combined incentive credit allowed is 10 points.			Incentives Awarded	10.00

*Performance calculation descriptions can be found in the FY 2018 RBWO PBP Measurements and Standards Guide.

Child Protective Services Investigations and Dispositions

The following investigations data, which is not used for scoring but is considered significant to a provider's performance, is from Georgia SHINES and is not considered final or complete until the end of the fiscal year.

Total Reports:	0
Number Screened In:	0
Number Screened Out:	0
Number Substantiated:	0
Number Unsubstantiated:	0
Number Active CPS Investigations:	0



DHS, DFCS, Office of Provider Management

Performance-Based Placement Measures

RBWO Provider GA+SCORECARD - CCI



Report Quarter: Q4 FY2018

Provider/Program Name: Little Debbie's Second Chance Home, Inc. - DePauw (5207) - CCI

4098 DePauw Way, Decatur, GA 30034

Phone: 404-296-1311

Vendor ID# 133660

Quarterly Scores (Grades)

Current Quarter Score (Grade)

Q1: 100.86 (A+)

Q2: 102.59 (A+)

103.21%

Q3: 105.15 (A+)

Q4: 103.21 (A+)

(A+)

Program Census Information:

Children in Care During Quarter: 7

Placements During Quarter: 7

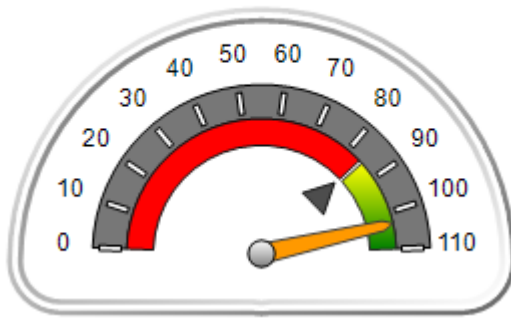
Children in Care On Last Day: 5

Quarterly Provider Comparisons to All CCIs

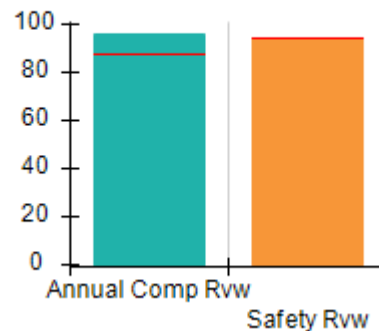


indicates average for all CCIs

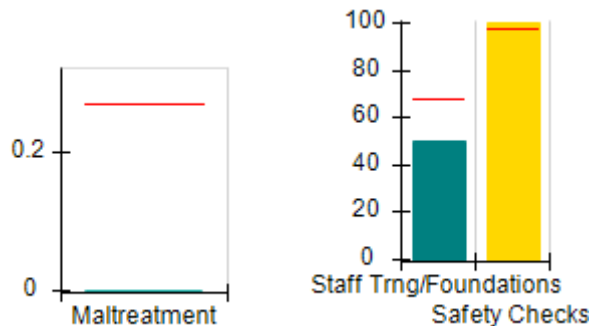
Overall Score (%)



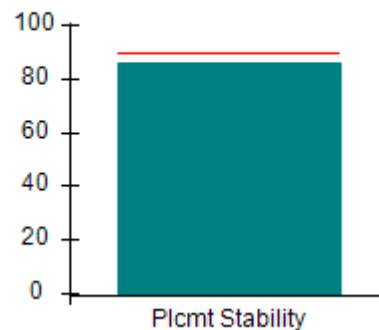
OPM Monitoring Reviews (%)



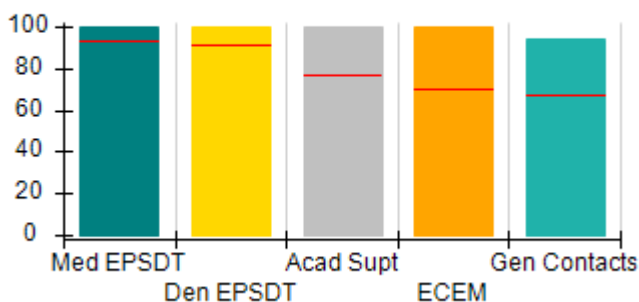
Safety Outcomes (%)



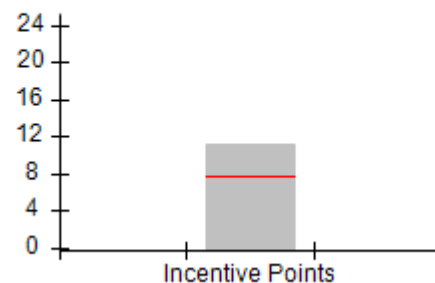
Permanency Outcomes (%)



Well-Being Outcomes (%)



Incentives Earned (Points)





DHS, DFCS, Office of Provider Management
Performance-Based Placement Measures
RBWO Provider GA+SCORECARD - CCI



Report Quarter: Q4 FY2018

Provider/Program Name: Little Debbie's Second Chance Home, Inc. - DePauw (5207) - CCI

4098 DePauw Way, Decatur, GA 30034 Phone: 404-296-1311 Vendor ID# 133660	Quarterly Scores (Grades)		Current Quarter Score (Grade)
	Q1: 100.86 (A+)	Q2: 102.59 (A+)	103.21%
	Q3: 105.15 (A+)	Q4: 103.21 (A+)	(A+)

Program Census Information:	# Children in Care During Quarter: 7	# Placements During Quarter: 7	# Children in Care On Last Day: 5
-----------------------------	--------------------------------------	--------------------------------	-----------------------------------

	Avg Performance All CCIs (%)	Provider Performance (%)*	Possible Points (Weight)	Provider Points Earned
--	-------------------------------------	----------------------------------	---------------------------------	-------------------------------

OPM Monitoring Reviews

Annual Comprehensive Reviews	88%	96%	25	24.04
Safety Reviews	94%	95%	15	14.20
Monitoring Sub-Total			40	38.23

CCI Safety Outcomes

Incidence of Maltreatment	0.27%	No Substantiated Reports	10	10.00
Staff Training/Foundations	68%	50%	5	2.50
Staff Safety Checks	98%	100%	5	5.00
Safety Sub-Total			20	17.50

CCI Permanency Outcomes

Placement Stability	90%	86%	15	12.90
Permanency Sub-Total			15	12.90

CCI Well-Being Outcomes

EPSDT Medical Visits	93%	100%	4	4.00
EPSDT Dental Visits	91%	100%	4	4.00
Academic Supports	76%	100%	3	3.00
Provider ECEM Visits	70%	100%	7	7.00
Provider General Contacts	67%	94%	7	6.58
Placements with Siblings	37%	0%	Not Scored	Not Scored
Placements within Legal County	14%	0%	Not Scored	Not Scored
Well-Being Sub-Total			25	24.58

*Performance calculation descriptions can be found in the FY 2018 RBWO PBP Measurements and Standards Guide.

Monitoring & Outcomes: Possible Points = 100		Points Earned = 93.21	
Score Before Incentives Credit		93.21%	
Incentives Awarded		10.00 pts	
PBP Verification		0.00 pts	
Total Score		103.21%	



DHS, DFCS, Office of Provider Management
Performance-Based Placement Measures
RBWO Provider GA+SCORECARD - CCI
Report Quarter: Q4 FY2018



Provider/Program Name: Little Debbie's Second Chance Home, Inc. - DePauw (5207) - CCI

Program Census Information:		# Children in Care During Quarter: 7	# Placements During Quarter: 7	# Children in Care On Last Day: 5
CCI Incentive Credits	Avg Performance All CCIs (Points)	Provider Performance (%)*	Possible Points (Weight)	Provider Points Earned
Early EPSDT Medical Visits		100%	2	2.00
Early EPSDT Dental Visits		100%	2	2.00
Permanency Contacts		None Planned	5	
Additional Academic Supports		63%	2	1.26
Active Agency Accreditation		50%	4	2.00
Staff Clinical Licensure		0%	5	0.00
Behavior Management (threshold = 0)		100%	4	4.00
Incentives Total	7.72		24	11.26
Maximum total combined incentive credit allowed is 10 points.			Incentives Awarded	10.00

*Performance calculation descriptions can be found in the FY 2018 RBWO PBP Measurements and Standards Guide.

Child Protective Services Investigations and Dispositions

The following investigations data, which is not used for scoring but is considered significant to a provider's performance, is from Georgia SHINES and is not considered final or complete until the end of the fiscal year.

Total Reports:	3
Number Screened In:	2
Number Screened Out:	1
Number Substantiated:	0
Number Unsubstantiated:	0
Number Active CPS Investigations:	2



DHS, DFCS, Office of Provider Management
Performance-Based Placement Measures
RBWO Provider GA+SCORECARD - CCI



Report Quarter: Q4 FY2018

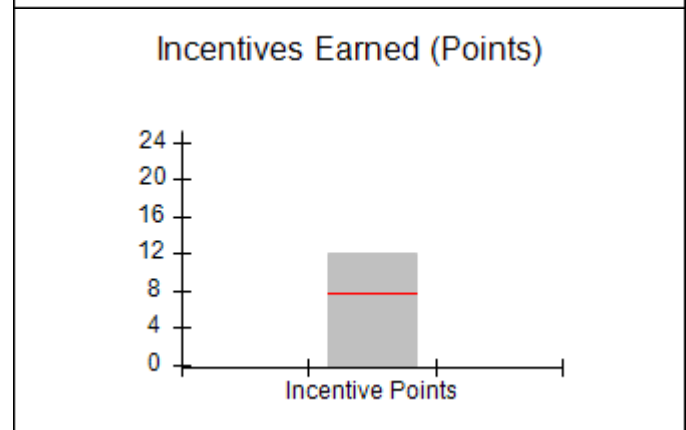
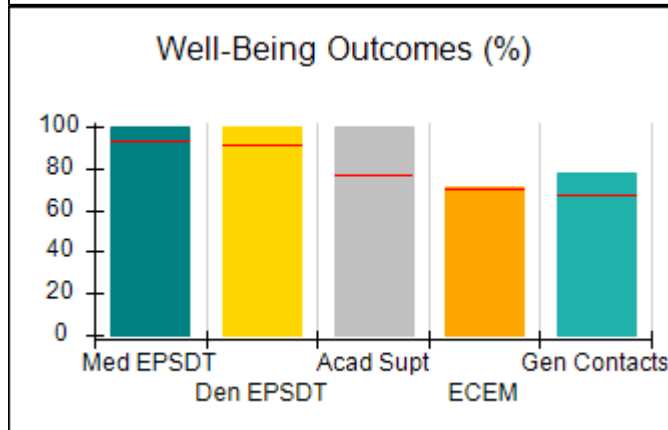
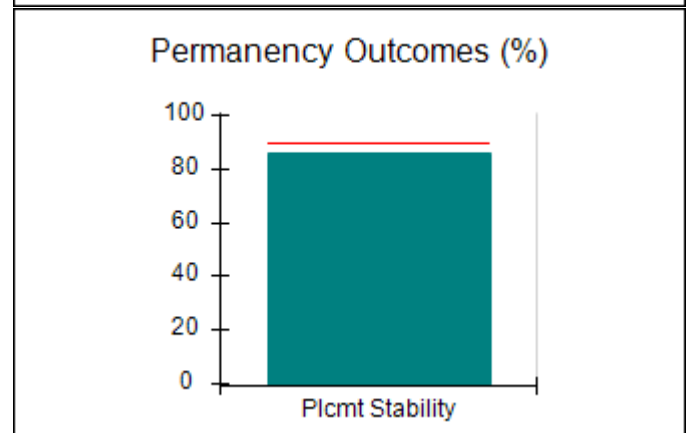
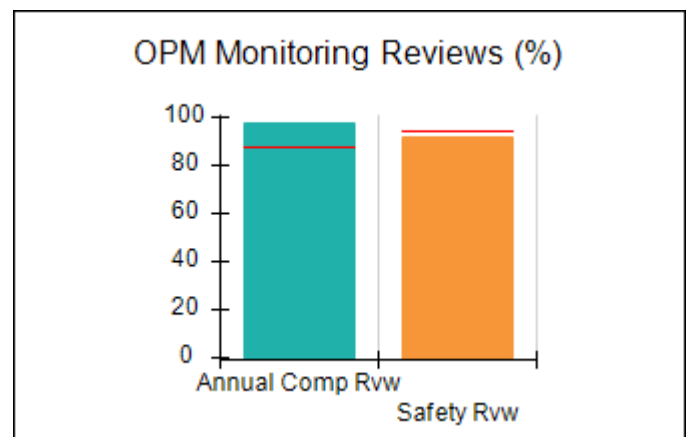
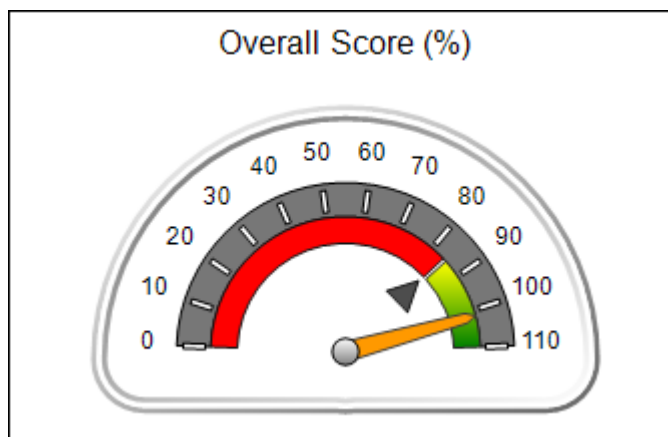
Provider/Program Name: Little Debbie's Second Chance Home, Inc. - Ellenwood (966) - CCI

4001 Weelaunee Road, Ellenwood, GA 30294 Phone: 404-296-1311 Vendor ID# 100782	Quarterly Scores (Grades)		Current Quarter Score (Grade)
	Q1: 95.04 (A)	Q2: 106.98 (A+)	101.62% (A+)
	Q3: 100.81 (A+)	Q4: 101.62 (A+)	

Program Census Information:	# Children in Care During Quarter: 7	# Placements During Quarter: 7	# Children in Care On Last Day: 4
-----------------------------	--------------------------------------	--------------------------------	-----------------------------------

Quarterly Provider Comparisons to All CCIs

▼ — indicates average for all CCIs





DHS, DFCS, Office of Provider Management
Performance-Based Placement Measures
RBWO Provider GA+SCORECARD - CCI



Report Quarter: Q4 FY2018

Provider/Program Name: Little Debbie's Second Chance Home, Inc. - Ellenwood (966) - CCI

4001 Weelaunee Road, Ellenwood, GA 30294 Phone: 404-296-1311 Vendor ID# 100782	Quarterly Scores (Grades)		Current Quarter Score (Grade)
	Q1: 95.04 (A)	Q2: 106.98 (A+)	101.62% (A+)
	Q3: 100.81 (A+)	Q4: 101.62 (A+)	

Program Census Information:	# Children in Care During Quarter: 7	# Placements During Quarter: 7	# Children in Care On Last Day: 4
-----------------------------	--------------------------------------	--------------------------------	-----------------------------------

	Avg Performance All CCIs (%)	Provider Performance (%)*	Possible Points (Weight)	Provider Points Earned
--	-------------------------------------	----------------------------------	---------------------------------	-------------------------------

OPM Monitoring Reviews

Annual Comprehensive Reviews	88%	97%	25	24.36
Safety Reviews	94%	92%	15	13.73
Monitoring Sub-Total			40	38.09

CCI Safety Outcomes

Incidence of Maltreatment	0.27%	No Substantiated Reports	10	10.00
Staff Training/Foundations	68%	84%	5	4.20
Staff Safety Checks	98%	100%	5	5.00
Safety Sub-Total			20	19.20

CCI Permanency Outcomes

Placement Stability	90%	86%	15	12.90
Permanency Sub-Total			15	12.90

CCI Well-Being Outcomes

EPSDT Medical Visits	93%	100%	4	4.00
EPSDT Dental Visits	91%	100%	4	4.00
Academic Supports	76%	100%	3	3.00
Provider ECEM Visits	70%	71%	7	4.97
Provider General Contacts	67%	78%	7	5.46
Placements with Siblings	37%	100%	Not Scored	Not Scored
Placements within Legal County	14%	0%	Not Scored	Not Scored
Well-Being Sub-Total			25	21.43

*Performance calculation descriptions can be found in the FY 2018 RBWO PBP Measurements and Standards Guide.

Monitoring & Outcomes: Possible Points = 100	Points Earned = 91.62
Score Before Incentives Credit	91.62%
Incentives Awarded	10.00 pts
PBP Verification	0.00 pts
Total Score	101.62%



DHS, DFCS, Office of Provider Management
Performance-Based Placement Measures
RBWO Provider GA+SCORECARD - CCI



Report Quarter: Q4 FY2018

Provider/Program Name: Little Debbie's Second Chance Home, Inc. - Ellenwood (966) - CCI

Program Census Information:		# Children in Care During Quarter: 7	# Placements During Quarter: 7	# Children in Care On Last Day: 4
CCI Incentive Credits	Avg Performance All CCIs (Points)	Provider Performance (%)*	Possible Points (Weight)	Provider Points Earned
Early EPSDT Medical Visits		100%	2	2.00
Early EPSDT Dental Visits		100%	2	2.00
Permanency Contacts		None Planned	5	
Additional Academic Supports		100%	2	2.00
Active Agency Accreditation		50%	4	2.00
Staff Clinical Licensure		0%	5	0.00
Behavior Management (threshold = 0)		100%	4	4.00
Incentives Total	7.72		24	12.00
Maximum total combined incentive credit allowed is 10 points.			Incentives Awarded	10.00

*Performance calculation descriptions can be found in the FY 2018 RBWO PBP Measurements and Standards Guide.

Child Protective Services Investigations and Dispositions

The following investigations data, which is not used for scoring but is considered significant to a provider's performance, is from Georgia SHINES and is not considered final or complete until the end of the fiscal year.

Total Reports:	0
Number Screened In:	0
Number Screened Out:	0
Number Substantiated:	0
Number Unsubstantiated:	0
Number Active CPS Investigations:	0



DHS, DFCS, Office of Provider Management
Performance-Based Placement Measures
RBWO Provider GA+SCORECARD - CCI



Report Quarter: Q4 FY2018

Provider/Program Name: Little Debbie's Second Chance Home, Inc. - Flakes Mill (5234) - CCI

4078 Flakes Mill Road, Decatur, GA 30034

Phone: 404-296-1311

Vendor ID# 122816

Quarterly Scores (Grades)

Q1: 102.45 (A+)

Q2: 104.40 (A+)

Q3: 106.23 (A+)

Q4: 105.15 (A+)

Current Quarter Score
(Grade)

105.15%

(A+)

Program Census Information:

Children in Care During
Quarter: 7

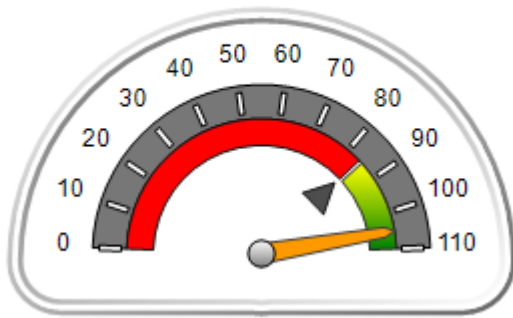
Placements During
Quarter: 7

Children in Care On Last
Day: 6

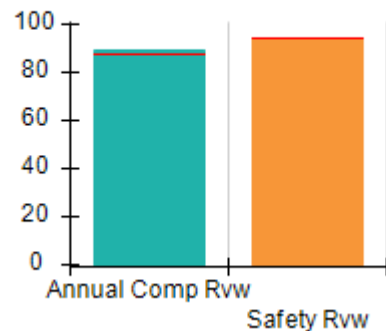
Quarterly Provider Comparisons to All CCIs

▼ indicates average for all CCIs

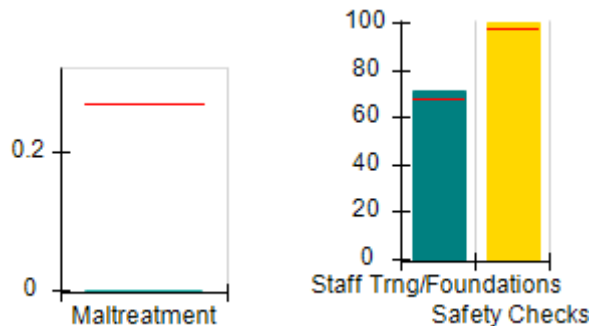
Overall Score (%)



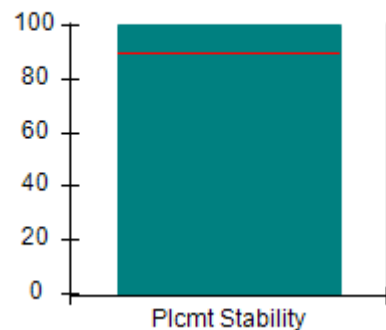
OPM Monitoring Reviews (%)



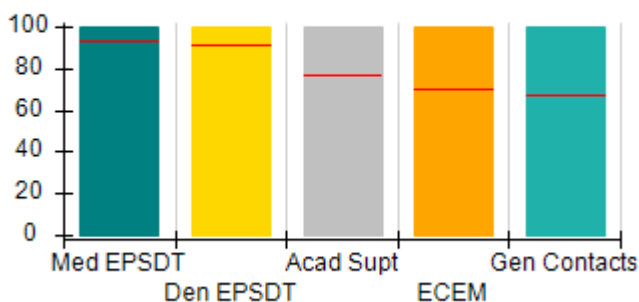
Safety Outcomes (%)



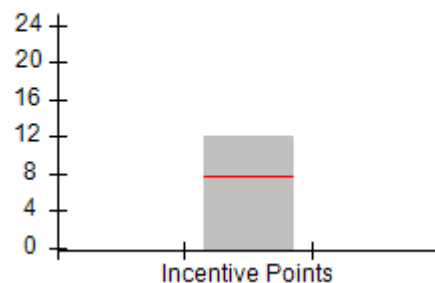
Permanency Outcomes (%)



Well-Being Outcomes (%)



Incentives Earned (Points)





DHS, DFCS, Office of Provider Management
Performance-Based Placement Measures
RBWO Provider GA+SCORECARD - CCI



Report Quarter: Q4 FY2018

Provider/Program Name: Little Debbie's Second Chance Home, Inc. - Flakes Mill (5234) - CCI

4078 Flakes Mill Road, Decatur, GA 30034 Phone: 404-296-1311 Vendor ID# 122816	Quarterly Scores (Grades)		Current Quarter Score (Grade)
	Q1: 102.45 (A+)	Q2: 104.40 (A+)	105.15% (A+)
	Q3: 106.23 (A+)	Q4: 105.15 (A+)	

Program Census Information:	# Children in Care During Quarter: 7	# Placements During Quarter: 7	# Children in Care On Last Day: 6
-----------------------------	--------------------------------------	--------------------------------	-----------------------------------

	Avg Performance All CCIs (%)	Provider Performance (%)*	Possible Points (Weight)	Provider Points Earned
--	-------------------------------------	----------------------------------	---------------------------------	-------------------------------

OPM Monitoring Reviews

Annual Comprehensive Reviews	88%	90%	25	22.42
Safety Reviews	94%	95%	15	14.18
Monitoring Sub-Total			40	36.60

CCI Safety Outcomes

Incidence of Maltreatment	0.27%	No Substantiated Reports	10	10.00
Staff Training/Foundations	68%	71%	5	3.55
Staff Safety Checks	98%	100%	5	5.00
Safety Sub-Total			20	18.55

CCI Permanency Outcomes

Placement Stability	90%	100%	15	15.00
Permanency Sub-Total			15	15.00

CCI Well-Being Outcomes

EPSDT Medical Visits	93%	100%	4	4.00
EPSDT Dental Visits	91%	100%	4	4.00
Academic Supports	76%	100%	3	3.00
Provider ECEM Visits	70%	100%	7	7.00
Provider General Contacts	67%	100%	7	7.00
Placements with Siblings	37%	50%	Not Scored	Not Scored
Placements within Legal County	14%	0%	Not Scored	Not Scored
Well-Being Sub-Total			25	25.00

*Performance calculation descriptions can be found in the FY 2018 RBWO PBP Measurements and Standards Guide.

Monitoring & Outcomes: Possible Points = 100	Points Earned = 95.15
Score Before Incentives Credit	95.15%
Incentives Awarded	10.00 pts
PBP Verification	N/A pts
Total Score	105.15%



DHS, DFCS, Office of Provider Management
Performance-Based Placement Measures
RBWO Provider GA+SCORECARD - CCI



Report Quarter: Q4 FY2018

Provider/Program Name: Little Debbie's Second Chance Home, Inc. - Flakes Mill (5234) - CCI

Program Census Information:		# Children in Care During Quarter: 7	# Placements During Quarter: 7	# Children in Care On Last Day: 6
CCI Incentive Credits	Avg Performance All CCIs (Points)	Provider Performance (%)*	Possible Points (Weight)	Provider Points Earned
Early EPSDT Medical Visits		100%	2	2.00
Early EPSDT Dental Visits		100%	2	2.00
Permanency Contacts		None Planned	5	
Additional Academic Supports		100%	2	2.00
Active Agency Accreditation		50%	4	2.00
Staff Clinical Licensure		0%	5	0.00
Behavior Management (threshold = 0)		100%	4	4.00
Incentives Total	7.72		24	12.00
Maximum total combined incentive credit allowed is 10 points.			Incentives Awarded	10.00

*Performance calculation descriptions can be found in the FY 2018 RBWO PBP Measurements and Standards Guide.

Child Protective Services Investigations and Dispositions

The following investigations data, which is not used for scoring but is considered significant to a provider's performance, is from Georgia SHINES and is not considered final or complete until the end of the fiscal year.

Total Reports:	0
Number Screened In:	0
Number Screened Out:	0
Number Substantiated:	0
Number Unsubstantiated:	0
Number Active CPS Investigations:	0



DHS, DFCS, Office of Provider Management

Performance-Based Placement Measures

RBWO Provider GA+SCORECARD - CCI



Report Quarter: Q4 FY2018

Provider/Program Name: Little Debbie's Second Chance Home, Inc. - Joseph's Ladder (5133) - CCI

411 Rays Road, Stone Mountain, GA 30083

Phone: 404-296-1311

Vendor ID# 111817

Quarterly Scores (Grades)

Current Quarter Score (Grade)

Q1: 100.81 (A+)

Q2: 101.49 (A+)

103.32%

Q3: 105.29 (A+)

Q4: 103.32 (A+)

(A+)

Program Census Information:

Children in Care During Quarter: 8

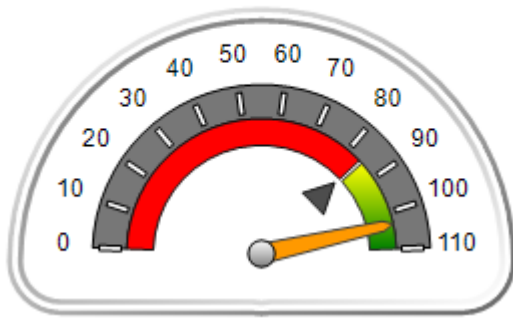
Placements During Quarter: 8

Children in Care On Last Day: 3

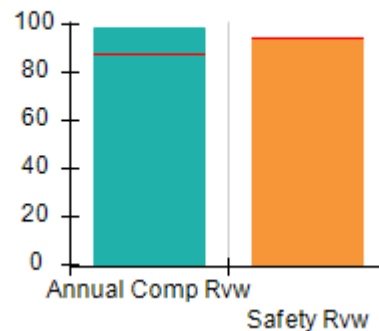
Quarterly Provider Comparisons to All CCIs

▼ indicates average for all CCIs

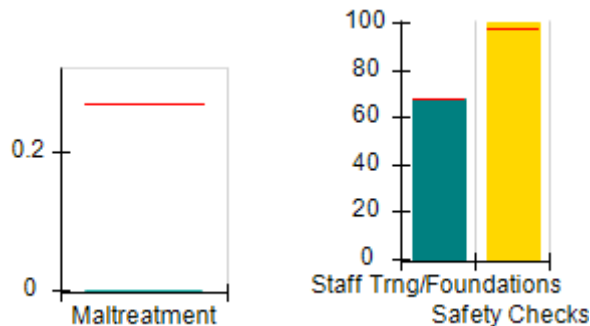
Overall Score (%)



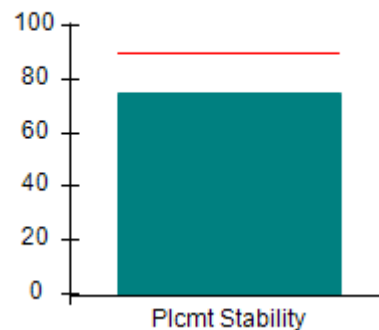
OPM Monitoring Reviews (%)



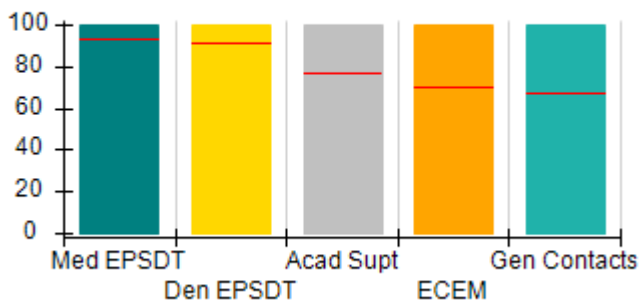
Safety Outcomes (%)



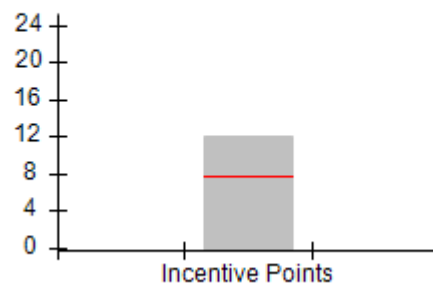
Permanency Outcomes (%)



Well-Being Outcomes (%)



Incentives Earned (Points)





DHS, DFCS, Office of Provider Management
Performance-Based Placement Measures
RBWO Provider GA+SCORECARD - CCI



Report Quarter: Q4 FY2018

Provider/Program Name: Little Debbie's Second Chance Home, Inc. - Joseph's Ladder (5133) - CCI				
411 Rays Road, Stone Mountain, GA 30083		Quarterly Scores (Grades)		Current Quarter Score (Grade)
Phone: 404-296-1311		Q1: 100.81 (A+)	Q2: 101.49 (A+)	103.32% (A+)
Vendor ID# 111817		Q3: 105.29 (A+)	Q4: 103.32 (A+)	
Program Census Information:		# Children in Care During Quarter: 8	# Placements During Quarter: 8	# Children in Care On Last Day: 3
	Avg Performance All CCIs (%)	Provider Performance (%)*	Possible Points (Weight)	Provider Points Earned
OPM Monitoring Reviews				
Annual Comprehensive Reviews	88%	98%	25	24.55
Safety Reviews	94%	94%	15	14.12
Monitoring Sub-Total			40	38.67
CCI Safety Outcomes				
Incidence of Maltreatment	0.27%	No Substantiated Reports	10	10.00
Staff Training/Foundations	68%	68%	5	3.40
Staff Safety Checks	98%	100%	5	5.00
Safety Sub-Total			20	18.40
CCI Permanency Outcomes				
Placement Stability	90%	75%	15	11.25
Permanency Sub-Total			15	11.25
CCI Well-Being Outcomes				
EPSDT Medical Visits	93%	100%	4	4.00
EPSDT Dental Visits	91%	100%	4	4.00
Academic Supports	76%	100%	3	3.00
Provider ECEM Visits	70%	100%	7	7.00
Provider General Contacts	67%	100%	7	7.00
Placements with Siblings	37%	0%	Not Scored	Not Scored
Placements within Legal County	14%	0%	Not Scored	Not Scored
Well-Being Sub-Total			25	25.00

*Performance calculation descriptions can be found in the FY 2018 RBWO PBP Measurements and Standards Guide.

Monitoring & Outcomes: Possible Points = 100		Points Earned = 93.32	
Score Before Incentives Credit			93.32%
Incentives Awarded			10.00 pts
PBP Verification			N/A pts
Total Score			103.32%



DHS, DFCS, Office of Provider Management
Performance-Based Placement Measures
RBWO Provider GA+SCORECARD - CCI



Report Quarter: Q4 FY2018

Provider/Program Name: Little Debbie's Second Chance Home, Inc. - Joseph's Ladder (5133) - CCI

Program Census Information:		# Children in Care During Quarter: 8	# Placements During Quarter: 8	# Children in Care On Last Day: 3
CCI Incentive Credits	Avg Performance All CCIs (Points)	Provider Performance (%)*	Possible Points (Weight)	Provider Points Earned
Early EPSDT Medical Visits		100%	2	2.00
Early EPSDT Dental Visits		100%	2	2.00
Permanency Contacts		None Planned	5	
Additional Academic Supports		100%	2	2.00
Active Agency Accreditation		50%	4	2.00
Staff Clinical Licensure		0%	5	0.00
Behavior Management (threshold = 0)		100%	4	4.00
Incentives Total	7.72		24	12.00
Maximum total combined incentive credit allowed is 10 points.			Incentives Awarded	10.00

*Performance calculation descriptions can be found in the FY 2018 RBWO PBP Measurements and Standards Guide.

Child Protective Services Investigations and Dispositions

The following investigations data, which is not used for scoring but is considered significant to a provider's performance, is from Georgia SHINES and is not considered final or complete until the end of the fiscal year.

Total Reports:	0
Number Screened In:	0
Number Screened Out:	0
Number Substantiated:	0
Number Unsubstantiated:	0
Number Active CPS Investigations:	0



DHS, DFCS, Office of Provider Management
Performance-Based Placement Measures
RBWO Provider GA+SCORECARD - CCI



Report Quarter: Q4 FY2018

Provider/Program Name: Little Debbie's Second Chance Home, Inc. - Rocky Run (5228) - CCI

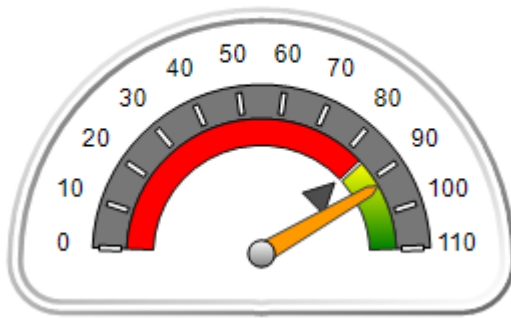
5107 Rocky Run, Stone Mountain, GA 30088 Phone: 404-296-1311 Vendor ID# 144119	Quarterly Scores (Grades)		Current Quarter Score (Grade)
	Q1: 104.57 (A+)	Q2: 105.66 (A+)	92.48%
	Q3: 105.21 (A+)	Q4: 92.48 (A-)	(A-)

Program Census Information:	# Children in Care During Quarter: 3	# Placements During Quarter: 3	# Children in Care On Last Day: 3
-----------------------------	--------------------------------------	--------------------------------	-----------------------------------

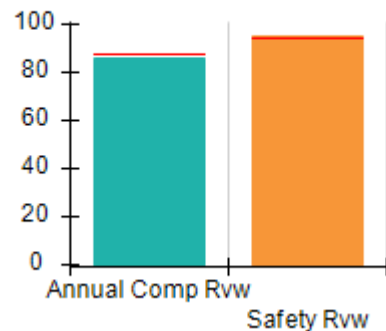
Quarterly Provider Comparisons to All CCIs

▼ — indicates average for all CCIs

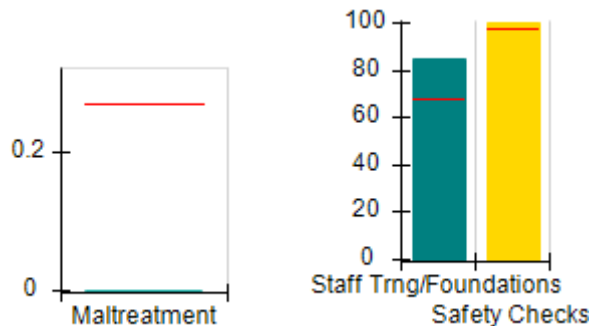
Overall Score (%)



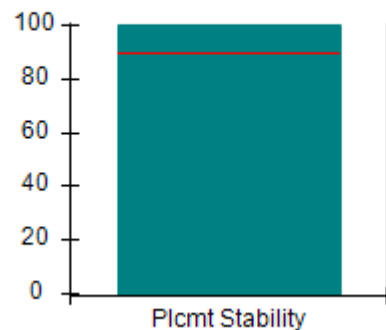
OPM Monitoring Reviews (%)



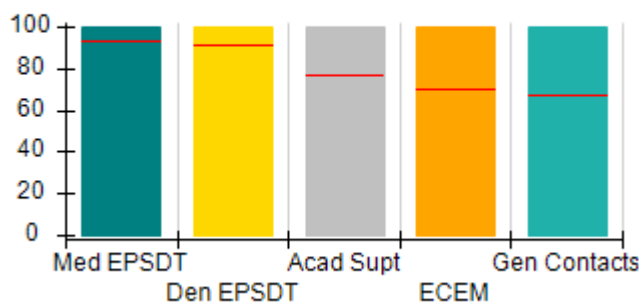
Safety Outcomes (%)



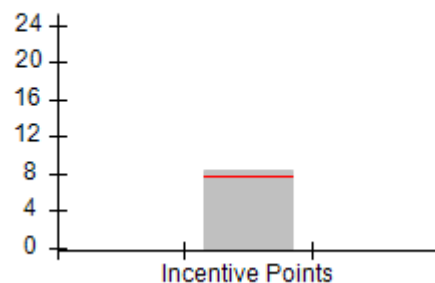
Permanency Outcomes (%)



Well-Being Outcomes (%)



Incentives Earned (Points)





DHS, DFCS, Office of Provider Management
Performance-Based Placement Measures
RBWO Provider GA+SCORECARD - CCI



Report Quarter: Q4 FY2018

Provider/Program Name: Little Debbie's Second Chance Home, Inc. - Rocky Run (5228) - CCI

5107 Rocky Run, Stone Mountain, GA 30088 Phone: 404-296-1311 Vendor ID# 144119	Quarterly Scores (Grades)		Current Quarter Score (Grade)
	Q1: 104.57 (A+)	Q2: 105.66 (A+)	92.48%
	Q3: 105.21 (A+)	Q4: 92.48 (A-)	(A-)

Program Census Information:	# Children in Care During Quarter: 3	# Placements During Quarter: 3	# Children in Care On Last Day: 3
-----------------------------	--------------------------------------	--------------------------------	-----------------------------------

	Avg Performance All CCIs (%)	Provider Performance (%)*	Possible Points (Weight)	Provider Points Earned
--	-------------------------------------	----------------------------------	---------------------------------	-------------------------------

OPM Monitoring Reviews

Annual Comprehensive Reviews	88%	86%	25	21.58
Safety Reviews	94%	95%	15	14.31
Monitoring Sub-Total			40	35.89

CCI Safety Outcomes

Incidence of Maltreatment	0.27%	No Substantiated Reports	10	10.00
Staff Training/Foundations	68%	85%	5	4.25
Staff Safety Checks	98%	100%	5	5.00
Safety Sub-Total			20	19.25

CCI Permanency Outcomes

Placement Stability	90%	100%	15	15.00
Permanency Sub-Total			15	15.00

CCI Well-Being Outcomes

EPSDT Medical Visits	93%	100%	4	4.00
EPSDT Dental Visits	91%	100%	4	4.00
Academic Supports	76%	100%	3	3.00
Provider ECEM Visits	70%	100%	7	7.00
Provider General Contacts	67%	100%	7	7.00
Placements with Siblings	37%	100%	Not Scored	Not Scored
Placements within Legal County	14%	Not Eligible	Not Scored	Not Scored
Well-Being Sub-Total			25	25.00

*Performance calculation descriptions can be found in the FY 2018 RBWO PBP Measurements and Standards Guide.

Monitoring & Outcomes: Possible Points = 100	Points Earned = 95.14
Score Before Incentives Credit	95.14%
Incentives Awarded	8.34 pts
PBP Verification	-11.00 pts
Total Score	92.48%



DHS, DFCS, Office of Provider Management
Performance-Based Placement Measures
RBWO Provider GA+SCORECARD - CCI



Report Quarter: Q4 FY2018

Provider/Program Name: Little Debbie's Second Chance Home, Inc. - Rocky Run (5228) - CCI

Program Census Information:		# Children in Care During Quarter: 3	# Placements During Quarter: 3	# Children in Care On Last Day: 3
CCI Incentive Credits	Avg Performance All CCIs (Points)	Provider Performance (%)*	Possible Points (Weight)	Provider Points Earned
Early EPSDT Medical Visits		Not Eligible	2	
Early EPSDT Dental Visits		100%	2	2.00
Permanency Contacts		None Planned	5	
Additional Academic Supports		17%	2	0.34
Active Agency Accreditation		50%	4	2.00
Staff Clinical Licensure		0%	5	0.00
Behavior Management (threshold = 0)		100%	4	4.00
Incentives Total	7.72		24	8.34
Maximum total combined incentive credit allowed is 10 points.			Incentives Awarded	8.34

*Performance calculation descriptions can be found in the FY 2018 RBWO PBP Measurements and Standards Guide.

Child Protective Services Investigations and Dispositions

The following investigations data, which is not used for scoring but is considered significant to a provider's performance, is from Georgia SHINES and is not considered final or complete until the end of the fiscal year.

Total Reports:	0
Number Screened In:	0
Number Screened Out:	0
Number Substantiated:	0
Number Unsubstantiated:	0
Number Active CPS Investigations:	0



DHS, DFCS, Office of Provider Management

Performance-Based Placement Measures

RBWO Provider GA+SCORECARD - CCI



Report Quarter: Q4 FY2018

Provider/Program Name: Little Debbie's Second Chance Home, Inc. - The Cove Maternity Home (5139) - CCI

2046 Stablewood Cove , Lithonia, GA 30058

Phone: 770-609-6380

Vendor ID# 114774

Quarterly Scores (Grades)

Current Quarter Score (Grade)

Q1: 108.04 (A+)

Q2: 105.27 (A+)

102.56%

Q3: 102.11 (A+)

Q4: 102.56 (A+)

(A+)

Program Census Information:

Children in Care During Quarter: 5

Placements During Quarter: 5

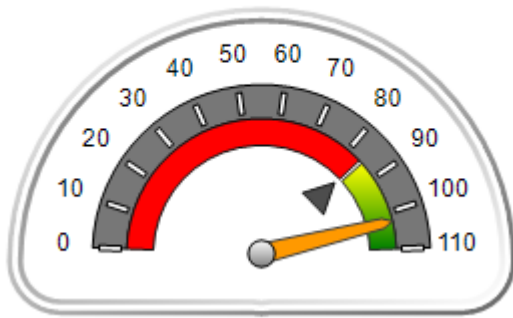
Children in Care On Last Day: 3

Quarterly Provider Comparisons to All CCIs

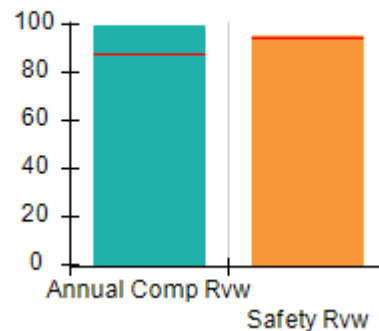


indicates average for all CCIs

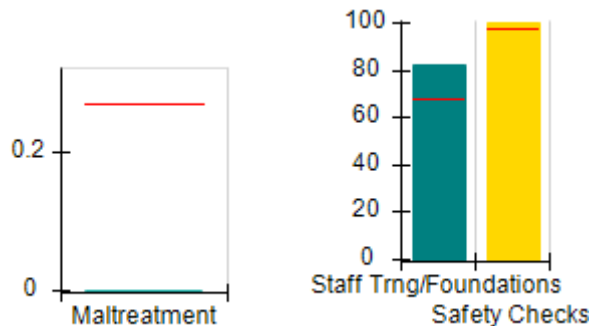
Overall Score (%)



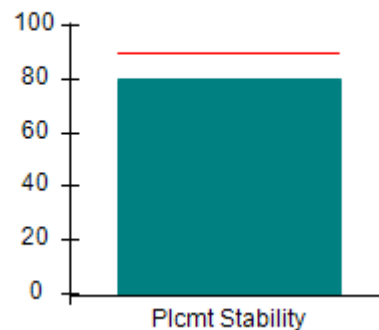
OPM Monitoring Reviews (%)



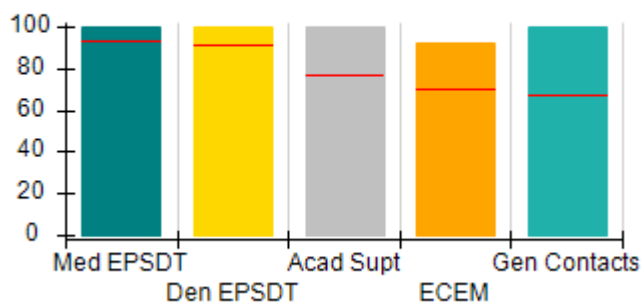
Safety Outcomes (%)



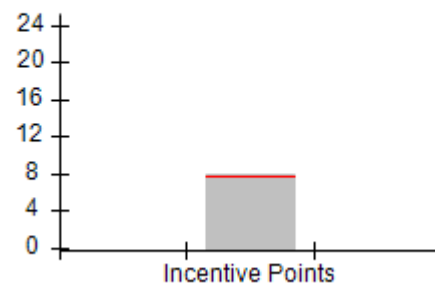
Permanency Outcomes (%)



Well-Being Outcomes (%)



Incentives Earned (Points)





DHS, DFCS, Office of Provider Management
Performance-Based Placement Measures
RBWO Provider GA+SCORECARD - CCI



Report Quarter: Q4 FY2018

Provider/Program Name: Little Debbie's Second Chance Home, Inc. - The Cove Maternity Home (5139) - CCI

2046 Stablewood Cove , Lithonia, GA 30058 Phone: 770-609-6380 Vendor ID# 114774	Quarterly Scores (Grades)		Current Quarter Score (Grade)
	Q1: 108.04 (A+)	Q2: 105.27 (A+)	102.56% (A+)
	Q3: 102.11 (A+)	Q4: 102.56 (A+)	

Program Census Information:	# Children in Care During Quarter: 5	# Placements During Quarter: 5	# Children in Care On Last Day: 3
-----------------------------	--------------------------------------	--------------------------------	-----------------------------------

	Avg Performance All CCIs (%)	Provider Performance (%)*	Possible Points (Weight)	Provider Points Earned
OPM Monitoring Reviews				
Annual Comprehensive Reviews	88%	99%	25	24.77
Safety Reviews	94%	95%	15	14.25
Monitoring Sub-Total			40	39.02
CCI Safety Outcomes				
Incidence of Maltreatment	0.27%	No Substantiated Reports	10	10.00
Staff Training/Foundations	68%	82%	5	4.10
Staff Safety Checks	98%	100%	5	5.00
Safety Sub-Total			20	19.10
CCI Permanency Outcomes				
Placement Stability	90%	80%	15	12.00
Permanency Sub-Total			15	12.00
CCI Well-Being Outcomes				
EPSDT Medical Visits	93%	100%	4	4.00
EPSDT Dental Visits	91%	100%	4	4.00
Academic Supports	76%	100%	3	3.00
Provider ECEM Visits	70%	92%	7	6.44
Provider General Contacts	67%	100%	7	7.00
Placements with Siblings	37%	0%	Not Scored	Not Scored
Placements within Legal County	14%	0%	Not Scored	Not Scored
Well-Being Sub-Total			25	24.44

*Performance calculation descriptions can be found in the FY 2018 RBWO PBP Measurements and Standards Guide.

Monitoring & Outcomes: Possible Points = 100	Points Earned = 94.56
Score Before Incentives Credit	94.56%
Incentives Awarded	8.00 pts
PBP Verification	N/A pts
Total Score	102.56%



DHS, DFCS, Office of Provider Management
Performance-Based Placement Measures
RBWO Provider GA+SCORECARD - CCI



Report Quarter: Q4 FY2018

Provider/Program Name: Little Debbie's Second Chance Home, Inc. - The Cove Maternity Home (5139) - CCI

Program Census Information:		# Children in Care During Quarter: 5	# Placements During Quarter: 5	# Children in Care On Last Day: 3
CCI Incentive Credits	Avg Performance All CCIs (Points)	Provider Performance (%)*	Possible Points (Weight)	Provider Points Earned
Early EPSDT Medical Visits		100%	2	2.00
Early EPSDT Dental Visits		Not Eligible	2	
Permanency Contacts		None Planned	5	
Additional Academic Supports		0%	2	0.00
Active Agency Accreditation		50%	4	2.00
Staff Clinical Licensure		0%	5	0.00
Behavior Management (threshold = 0)		100%	4	4.00
Incentives Total	7.72		24	8.00
Maximum total combined incentive credit allowed is 10 points.			Incentives Awarded	8.00

*Performance calculation descriptions can be found in the FY 2018 RBWO PBP Measurements and Standards Guide.

Child Protective Services Investigations and Dispositions

The following investigations data, which is not used for scoring but is considered significant to a provider's performance, is from Georgia SHINES and is not considered final or complete until the end of the fiscal year.

Total Reports:	0
Number Screened In:	0
Number Screened Out:	0
Number Substantiated:	0
Number Unsubstantiated:	0
Number Active CPS Investigations:	0



DHS, DFCS, Office of Provider Management
Performance-Based Placement Measures
RBWO Provider GA+SCORECARD - CCI



Report Quarter: Q4 FY2018

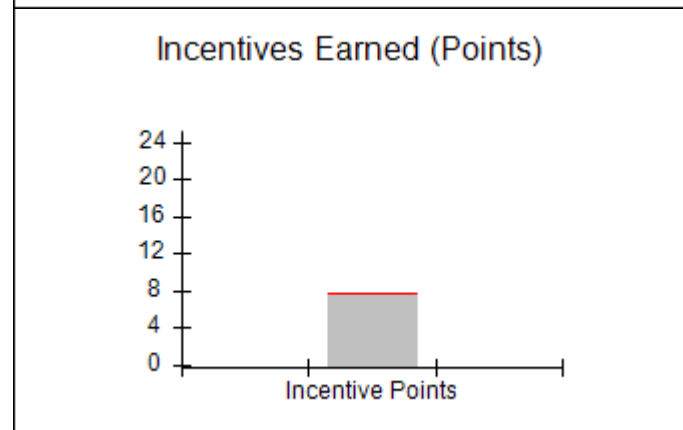
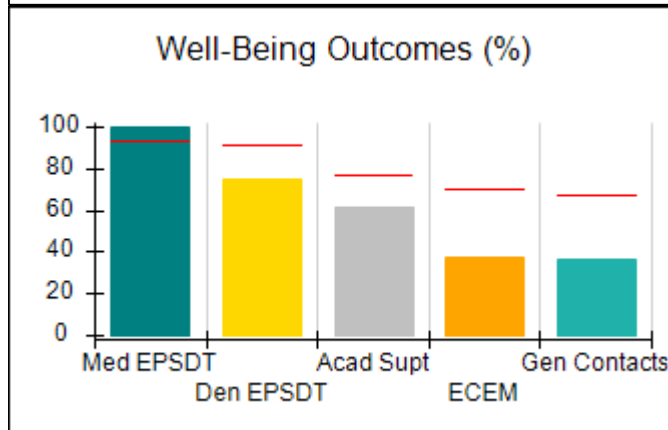
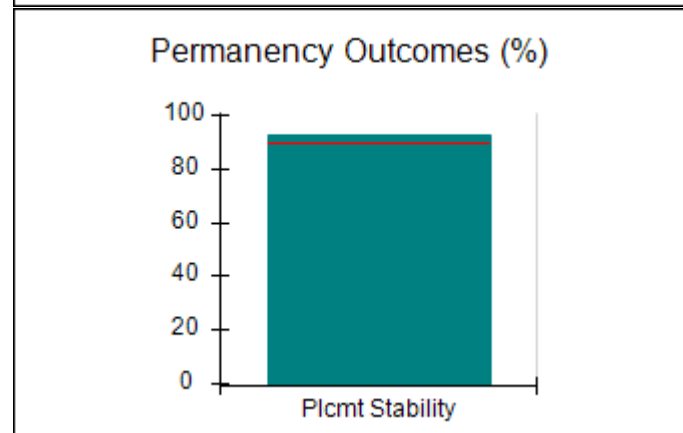
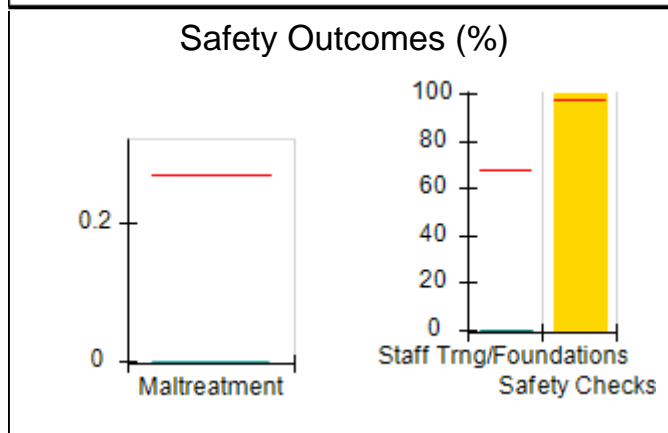
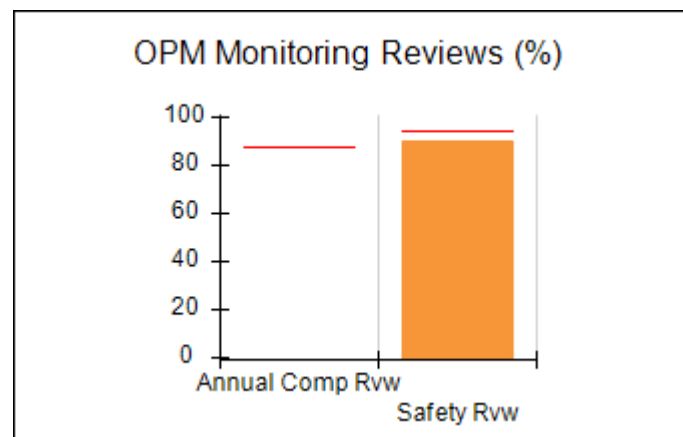
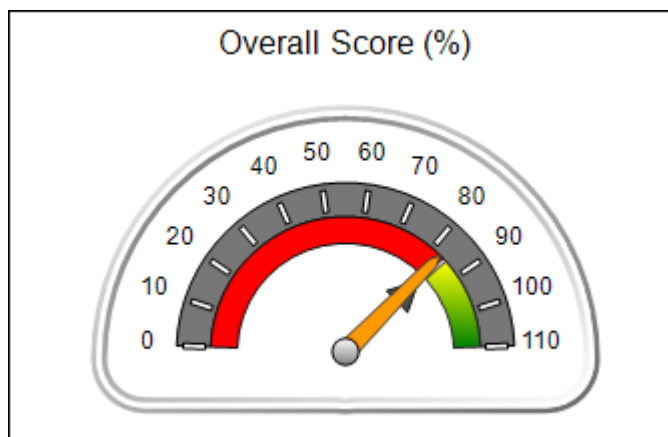
Provider/Program Name: Macedonia Christian Ministries Inc. - dba Camp David Vision of Hope (5318) - CCI

585 Macedonia Church Rd., Hamilton, GA 31811 Phone: 706-628-8934 Vendor ID# 138557	Quarterly Scores (Grades)		Current Quarter Score (Grade)
	Q1: (N/A)	Q2: 87.36 (B+)	82.85%
	Q3: 100.04 (A+)	Q4: 82.85 (B-)	(B-)

Program Census Information:	# Children in Care During Quarter: 15	# Placements During Quarter: 16	# Children in Care On Last Day: 12
-----------------------------	---------------------------------------	---------------------------------	------------------------------------

Quarterly Provider Comparisons to All CCIs

▼ — indicates average for all CCIs





Performance-Based Placement Measures RBWO Provider GA+SCORECARD - CCI

Report Quarter: Q4 FY2018

Provider/Program Name: Macedonia Christian Ministries Inc. - dba Camp David Vision of Hope (5318) - CCI

585 Macedonia Church Rd., Hamilton, GA 31811 Phone: 706-628-8934 Vendor ID# 138557	Quarterly Scores (Grades)		Current Quarter Score (Grade)
	Q1: (N/A)	Q2: 87.36 (B+)	82.85% (B-)
	Q3: 100.04 (A+)	Q4: 82.85 (B-)	

Program Census Information:	# Children in Care During Quarter: 15	# Placements During Quarter: 16	# Children in Care On Last Day: 12
-----------------------------	---------------------------------------	---------------------------------	------------------------------------

	Avg Performance All CCIs (%)	Provider Performance (%)*	Possible Points (Weight)	Provider Points Earned
--	------------------------------	---------------------------	--------------------------	------------------------

OPM Monitoring Reviews

Annual Comprehensive Reviews	88%	Not Yet Conducted		
Safety Reviews	94%	90%	15	13.50
Monitoring Sub-Total			15	13.50

CCI Safety Outcomes

Incidence of Maltreatment	0.27%	No Substantiated Reports	10	10.00
Staff Training/Foundations	68%	0%	5	0.00
Staff Safety Checks	98%	100%	5	5.00
Safety Sub-Total			20	15.00

CCI Permanency Outcomes

Placement Stability	90%	93%	15	13.95
Permanency Sub-Total			15	13.95

CCI Well-Being Outcomes

EPSDT Medical Visits	93%	100%	4	4.00
EPSDT Dental Visits	91%	75%	4	3.00
Academic Supports	76%	61%	3	1.83
Provider ECEM Visits	70%	38%	7	2.66
Provider General Contacts	67%	37%	7	2.59
Placements with Siblings	37%	Not Eligible	Not Scored	Not Scored
Placements within Legal County	14%	0%	Not Scored	Not Scored
Well-Being Sub-Total			25	14.08

*Performance calculation descriptions can be found in the FY 2018 RBWO PBP Measurements and Standards Guide.

Monitoring & Outcomes: Possible Points = 75	Points Earned = 56.53
Score Before Incentives Credit	75.37%
Incentives Awarded	7.48 pts
PBP Verification	N/A pts
Total Score	82.85%



DHS, DFCS, Office of Provider Management
Performance-Based Placement Measures
RBWO Provider GA+SCORECARD - CCI



Report Quarter: Q4 FY2018

Provider/Program Name: Macedonia Christian Ministries Inc. - dba Camp David Vision of Hope (5318) - CCI

Program Census Information:		# Children in Care During Quarter: 15	# Placements During Quarter: 16	# Children in Care On Last Day: 12
CCI Incentive Credits	Avg Performance All CCIs (Points)	Provider Performance (%)*	Possible Points (Weight)	Provider Points Earned
Early EPSDT Medical Visits		100%	2	2.00
Early EPSDT Dental Visits		50%	2	1.00
Permanency Contacts		0%	5	0.00
Additional Academic Supports		24%	2	0.48
Active Agency Accreditation		0%	4	0.00
Staff Clinical Licensure		0%	5	0.00
Behavior Management (threshold = 0)		100%	4	4.00
Incentives Total	7.72		24	7.48
Maximum total combined incentive credit allowed is 10 points.			Incentives Awarded	7.48

*Performance calculation descriptions can be found in the FY 2018 RBWO PBP Measurements and Standards Guide.

Child Protective Services Investigations and Dispositions

The following investigations data, which is not used for scoring but is considered significant to a provider's performance, is from Georgia SHINES and is not considered final or complete until the end of the fiscal year.

Total Reports:	1
Number Screened In:	0
Number Screened Out:	1
Number Substantiated:	0
Number Unsubstantiated:	0
Number Active CPS Investigations:	0



DHS, DFCS, Office of Provider Management
Performance-Based Placement Measures
RBWO Provider GA+SCORECARD - CCI
Report Quarter: Q4 FY2018



Provider/Program Name: Marcella's Community Safe House - (5173) - CCI

1286 Shuman Road, Statesboro, GA 30461

Phone: 912-587-7496

Vendor ID# 121477

Quarterly Scores (Grades)

Q1: 91.48 (A-)

Q2: 91.33 (A-)

Q3: 93.94 (A-)

Q4: 92.12 (A-)

Current Quarter Score (Grade)

92.12%

(A-)

Program Census Information:

Children in Care During Quarter: 8

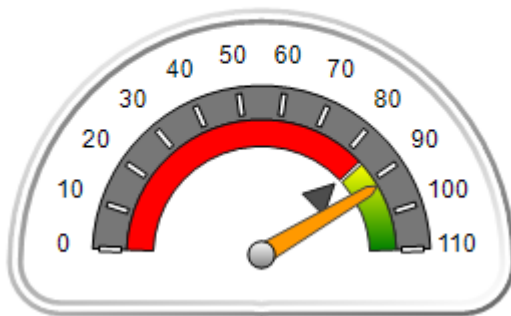
Placements During Quarter: 8

Children in Care On Last Day: 6

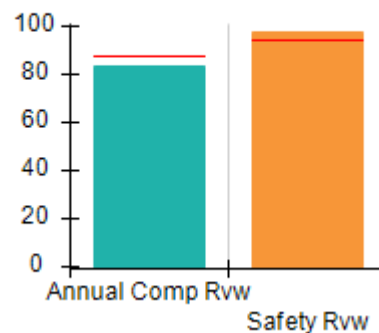
Quarterly Provider Comparisons to All CCIs

▼ — indicates average for all CCIs

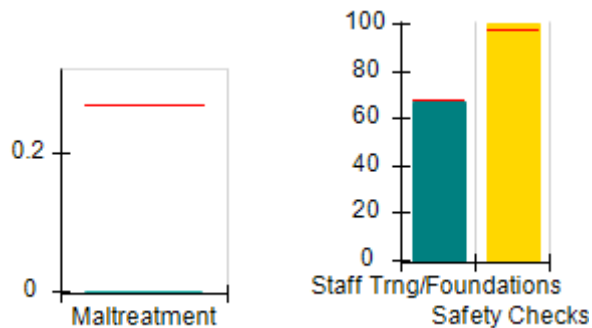
Overall Score (%)



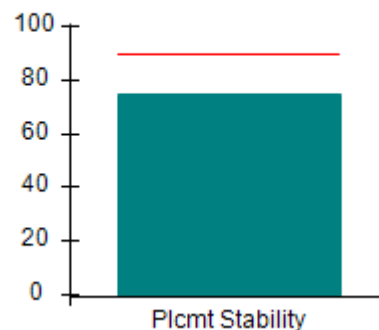
OPM Monitoring Reviews (%)



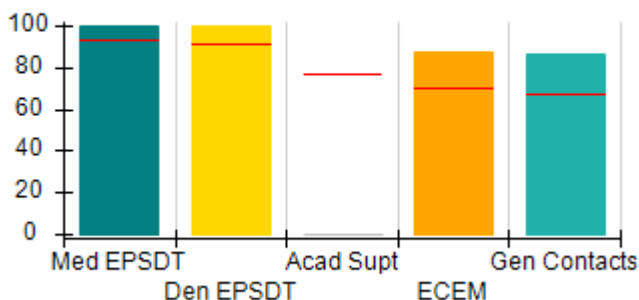
Safety Outcomes (%)



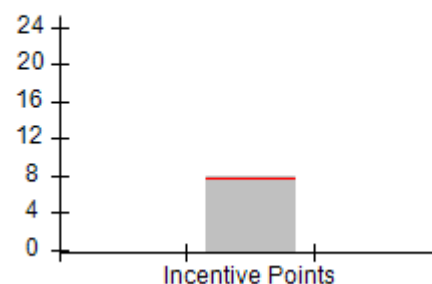
Permanency Outcomes (%)



Well-Being Outcomes (%)



Incentives Earned (Points)





DHS, DFCS, Office of Provider Management
Performance-Based Placement Measures
RBWO Provider GA+SCORECARD - CCI
Report Quarter: Q4 FY2018



Provider/Program Name: Marcella's Community Safe House - (5173) - CCI				
1286 Shuman Road, Statesboro, GA 30461		Quarterly Scores (Grades)		Current Quarter Score (Grade)
Phone: 912-587-7496		Q1: 91.48 (A-)	Q2: 91.33 (A-)	92.12%
Vendor ID# 121477		Q3: 93.94 (A-)	Q4: 92.12 (A-)	(A-)
Program Census Information:		# Children in Care During Quarter: 8	# Placements During Quarter: 8	# Children in Care On Last Day: 6
	Avg Performance All CCIs (%)	Provider Performance (%)*	Possible Points (Weight)	Provider Points Earned
OPM Monitoring Reviews				
Annual Comprehensive Reviews	88%	83%	25	20.79
Safety Reviews	94%	98%	15	14.63
Monitoring Sub-Total			40	35.41
CCI Safety Outcomes				
Incidence of Maltreatment	0.27%	No Substantiated Reports	10	10.00
Staff Training/Foundations	68%	67%	5	3.35
Staff Safety Checks	98%	100%	5	5.00
Safety Sub-Total			20	18.35
CCI Permanency Outcomes				
Placement Stability	90%	75%	15	11.25
Permanency Sub-Total			15	11.25
CCI Well-Being Outcomes				
EPSDT Medical Visits	93%	100%	4	4.00
EPSDT Dental Visits	91%	100%	4	4.00
Academic Supports	76%	0%	3	0.00
Provider ECEM Visits	70%	87%	7	6.09
Provider General Contacts	67%	86%	7	6.02
Placements with Siblings	37%	Not Eligible	Not Scored	Not Scored
Placements within Legal County	14%	33%	Not Scored	Not Scored
Well-Being Sub-Total			25	20.11
*Performance calculation descriptions can be found in the FY 2018 RBWO PBP Measurements and Standards Guide.				

Monitoring & Outcomes: Possible Points = 100	Points Earned = 85.12
Score Before Incentives Credit	85.12%
Incentives Awarded	8.00 pts
PBP Verification	-1.00 pts
Total Score	92.12%



DHS, DFCS, Office of Provider Management
Performance-Based Placement Measures
RBWO Provider GA+SCORECARD - CCI
Report Quarter: Q4 FY2018



Provider/Program Name: Marcella's Community Safe House - (5173) - CCI

Program Census Information:		# Children in Care During Quarter: 8	# Placements During Quarter: 8	# Children in Care On Last Day: 6
CCI Incentive Credits	Avg Performance All CCIs (Points)	Provider Performance (%)*	Possible Points (Weight)	Provider Points Earned
Early EPSDT Medical Visits		100%	2	2.00
Early EPSDT Dental Visits		100%	2	2.00
Permanency Contacts		0%	5	0.00
Additional Academic Supports		0%	2	0.00
Active Agency Accreditation		0%	4	0.00
Staff Clinical Licensure		0%	5	0.00
Behavior Management (threshold = 0)		100%	4	4.00
Incentives Total	7.72		24	8.00
Maximum total combined incentive credit allowed is 10 points.			Incentives Awarded	8.00

*Performance calculation descriptions can be found in the FY 2018 RBWO PBP Measurements and Standards Guide.

Child Protective Services Investigations and Dispositions

The following investigations data, which is not used for scoring but is considered significant to a provider's performance, is from Georgia SHINES and is not considered final or complete until the end of the fiscal year.

Total Reports:	0	
Number Screened In:	0	
Number Screened Out:	0	
Number Substantiated:	0	
Number Unsubstantiated:	0	
Number Active CPS Investigations:	0	



DHS, DFCS, Office of Provider Management
Performance-Based Placement Measures
RBWO Provider GA+SCORECARD - CCI
Report Quarter: Q4 FY2018



Provider/Program Name: Matthew III Outreach, Inc. - (5275) - CCI

527 Railroad St., Fort Valley, GA 31030

Phone: 478-845-0747

Vendor ID# 143350

Quarterly Scores (Grades)

Q1: 71.45 (C-)

Q2: 99.25 (A+)

Q3: 94.58 (A)

Q4: 82.54 (B-)

Current Quarter Score (Grade)

82.54%

(B-)

Program Census Information:

Children in Care During Quarter: 7

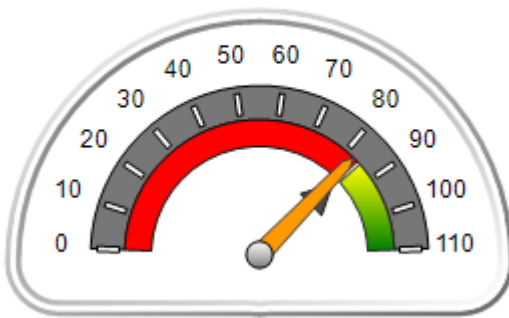
Placements During Quarter: 7

Children in Care On Last Day: 2

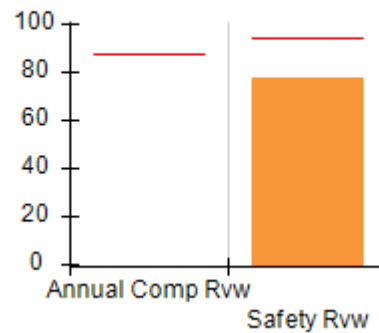
Quarterly Provider Comparisons to All CCIs

▼ — indicates average for all CCIs

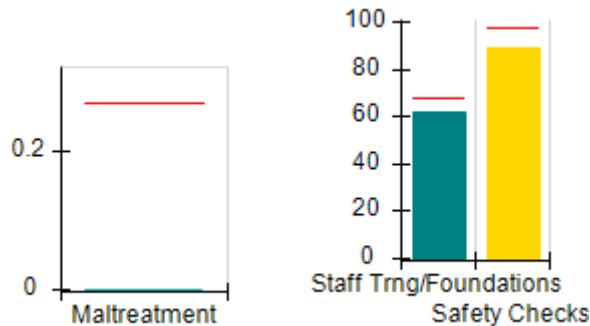
Overall Score (%)



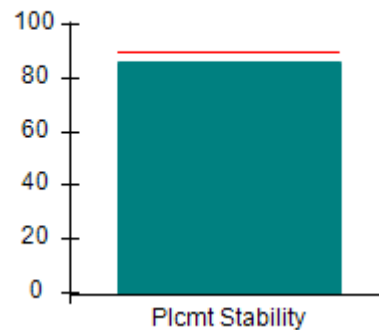
OPM Monitoring Reviews (%)



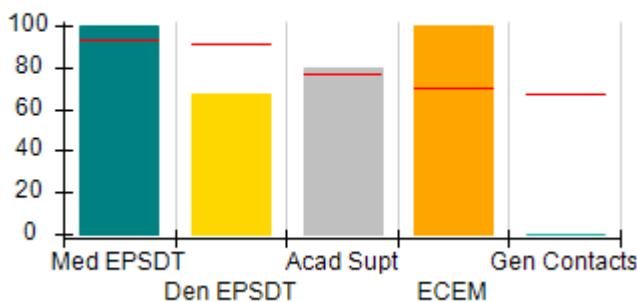
Safety Outcomes (%)



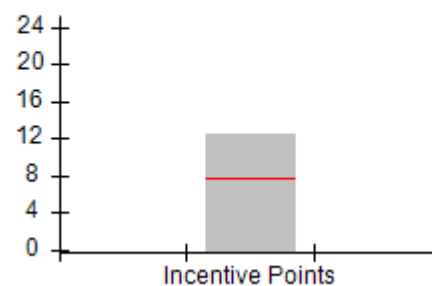
Permanency Outcomes (%)



Well-Being Outcomes (%)



Incentives Earned (Points)





DHS, DFCS, Office of Provider Management
Performance-Based Placement Measures
RBWO Provider GA+SCORECARD - CCI
Report Quarter: Q4 FY2018



Provider/Program Name: Matthew III Outreach, Inc. - (5275) - CCI

527 Railroad St., Fort Valley, GA 31030 Phone: 478-845-0747 Vendor ID# 143350	Quarterly Scores (Grades)		Current Quarter Score (Grade)
	Q1: 71.45 (C-)	Q2: 99.25 (A+)	82.54% (B-)
	Q3: 94.58 (A)	Q4: 82.54 (B-)	

Program Census Information:	# Children in Care During Quarter: 7	# Placements During Quarter: 7	# Children in Care On Last Day: 2
-----------------------------	--------------------------------------	--------------------------------	-----------------------------------

	Avg Performance All CCIs (%)	Provider Performance (%)*	Possible Points (Weight)	Provider Points Earned
--	-------------------------------------	----------------------------------	---------------------------------	-------------------------------

OPM Monitoring Reviews

Annual Comprehensive Reviews	88%	Not Yet Conducted		
Safety Reviews	94%	78%	15	11.63
Monitoring Sub-Total			15	11.63

CCI Safety Outcomes

Incidence of Maltreatment	0.27%	No Substantiated Reports	10	10.00
Staff Training/Foundations	68%	62%	5	3.10
Staff Safety Checks	98%	89%	5	4.45
Safety Sub-Total			20	17.55

CCI Permanency Outcomes

Placement Stability	90%	86%	15	12.90
Permanency Sub-Total			15	12.90

CCI Well-Being Outcomes

EPSDT Medical Visits	93%	100%	4	4.00
EPSDT Dental Visits	91%	67%	4	2.68
Academic Supports	76%	80%	3	2.40
Provider ECEM Visits	70%	100%	7	7.00
Provider General Contacts	67%	0%	7	0.00
Placements with Siblings	37%	Not Eligible	Not Scored	Not Scored
Placements within Legal County	14%	0%	Not Scored	Not Scored
Well-Being Sub-Total			25	16.08

*Performance calculation descriptions can be found in the FY 2018 RBWO PBP Measurements and Standards Guide.

Monitoring & Outcomes: Possible Points = 75	Points Earned = 58.16
Score Before Incentives Credit	77.54%
Incentives Awarded	10.00 pts
PBP Verification	-5.00 pts
Total Score	82.54%



DHS, DFCS, Office of Provider Management
Performance-Based Placement Measures
RBWO Provider GA+SCORECARD - CCI
Report Quarter: Q4 FY2018



Provider/Program Name: Matthew III Outreach, Inc. - (5275) - CCI

Program Census Information:		# Children in Care During Quarter: 7	# Placements During Quarter: 7	# Children in Care On Last Day: 2
CCI Incentive Credits	Avg Performance All CCIs (Points)	Provider Performance (%)*	Possible Points (Weight)	Provider Points Earned
Early EPSDT Medical Visits		100%	2	2.00
Early EPSDT Dental Visits		50%	2	1.00
Permanency Contacts		100%	5	5.00
Additional Academic Supports		20%	2	0.40
Active Agency Accreditation		0%	4	0.00
Staff Clinical Licensure		0%	5	0.00
Behavior Management (threshold = 0)		100%	4	4.00
Incentives Total	7.72		24	12.40
Maximum total combined incentive credit allowed is 10 points.			Incentives Awarded	10.00

*Performance calculation descriptions can be found in the FY 2018 RBWO PBP Measurements and Standards Guide.

Child Protective Services Investigations and Dispositions

The following investigations data, which is not used for scoring but is considered significant to a provider's performance, is from Georgia SHINES and is not considered final or complete until the end of the fiscal year.

Total Reports:	0	
Number Screened In:	0	
Number Screened Out:	0	
Number Substantiated:	0	
Number Unsubstantiated:	0	
Number Active CPS Investigations:	0	



DHS, DFCS, Office of Provider Management
Performance-Based Placement Measures
RBWO Provider GA+SCORECARD - CCI
Report Quarter: Q4 FY2018



Provider/Program Name: Meaningful Mentors, LLC - (5325) - CCI

4241 Ridge Field Ct., Columbus, GA 31907

Phone: 706-221-6662

Vendor ID# 155750

Program Census Information:

Children in Care During
Quarter: 5

Placements During
Quarter: 5

Children in Care On Last
Day: 5

Quarterly Scores (Grades)

**Current Quarter Score
(Grade)**

Q1: (N/A)

Q2: 93.42 (A-)

92.67%

Q3: 101.11 (A+)

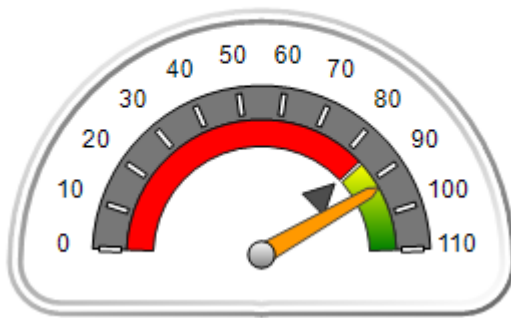
Q4: 92.67 (A-)

(A-)

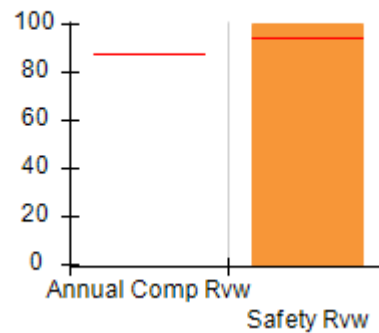
Quarterly Provider Comparisons to All CCIs

▼ — indicates average for all CCIs

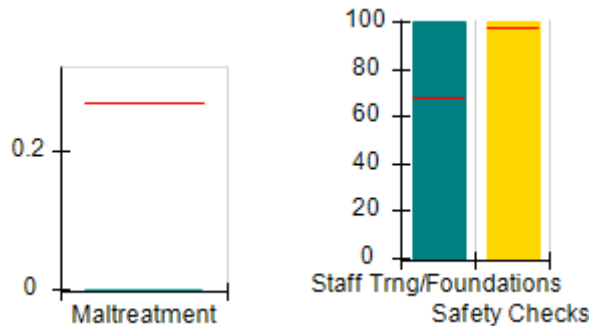
Overall Score (%)



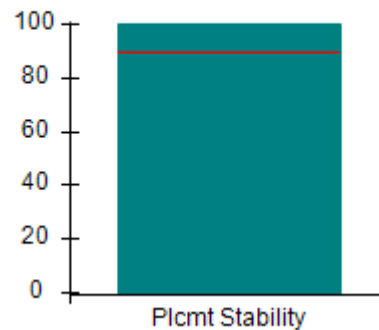
OPM Monitoring Reviews (%)



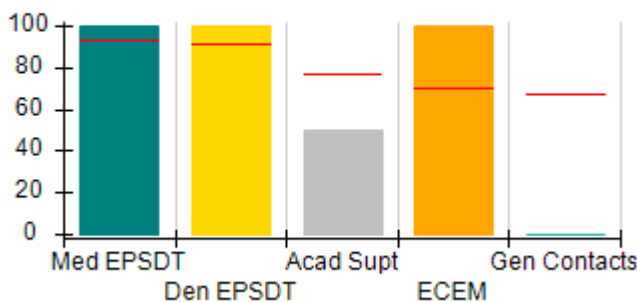
Safety Outcomes (%)



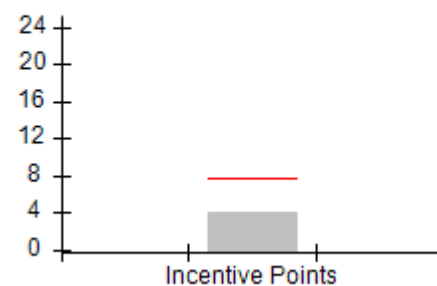
Permanency Outcomes (%)



Well-Being Outcomes (%)



Incentives Earned (Points)





DHS, DFCS, Office of Provider Management
Performance-Based Placement Measures
RBWO Provider GA+SCORECARD - CCI
 Report Quarter: Q4 FY2018



Provider/Program Name: Meaningful Mentors, LLC - (5325) - CCI

4241 Ridge Field Ct., Columbus, GA 31907 Phone: 706-221-6662 Vendor ID# 155750	Quarterly Scores (Grades)		Current Quarter Score (Grade)
	Q1: (N/A)	Q2: 93.42 (A-)	92.67% (A-)
	Q3: 101.11 (A+)	Q4: 92.67 (A-)	

Program Census Information:	# Children in Care During Quarter: 5	# Placements During Quarter: 5	# Children in Care On Last Day: 5
-----------------------------	--------------------------------------	--------------------------------	-----------------------------------

	Avg Performance All CCIs (%)	Provider Performance (%)*	Possible Points (Weight)	Provider Points Earned
--	------------------------------	---------------------------	--------------------------	------------------------

OPM Monitoring Reviews

Annual Comprehensive Reviews	88%	Not Yet Conducted		
Safety Reviews	94%	100%	15	15.00
Monitoring Sub-Total			15	15.00

CCI Safety Outcomes

Incidence of Maltreatment	0.27%	No Substantiated Reports	10	10.00
Staff Training/Foundations	68%	100%	5	5.00
Staff Safety Checks	98%	100%	5	5.00
Safety Sub-Total			20	20.00

CCI Permanency Outcomes

Placement Stability	90%	100%	15	15.00
Permanency Sub-Total			15	15.00

CCI Well-Being Outcomes

EPSDT Medical Visits	93%	100%	4	4.00
EPSDT Dental Visits	91%	100%	4	4.00
Academic Supports	76%	50%	3	1.50
Provider ECEM Visits	70%	100%	7	7.00
Provider General Contacts	67%	0%	7	0.00
Placements with Siblings	37%	0%	Not Scored	Not Scored
Placements within Legal County	14%	0%	Not Scored	Not Scored
Well-Being Sub-Total			25	16.50

*Performance calculation descriptions can be found in the FY 2018 RBWO PBP Measurements and Standards Guide.

Monitoring & Outcomes: Possible Points = 75	Points Earned = 66.50
Score Before Incentives Credit	88.67%
Incentives Awarded	4.00 pts
PBP Verification	N/A pts
Total Score	92.67%



DHS, DFCS, Office of Provider Management
Performance-Based Placement Measures
RBWO Provider GA+SCORECARD - CCI
Report Quarter: Q4 FY2018



Provider/Program Name: Meaningful Mentors, LLC - (5325) - CCI

Program Census Information:		# Children in Care During Quarter: 5	# Placements During Quarter: 5	# Children in Care On Last Day: 5
CCI Incentive Credits	Avg Performance All CCIs (Points)	Provider Performance (%)*	Possible Points (Weight)	Provider Points Earned
Early EPSDT Medical Visits		Not Eligible	2	
Early EPSDT Dental Visits		Not Eligible	2	
Permanency Contacts		0%	5	0.00
Additional Academic Supports		0%	2	0.00
Active Agency Accreditation		0%	4	0.00
Staff Clinical Licensure		0%	5	0.00
Behavior Management (threshold = 0)		100%	4	4.00
Incentives Total	7.72		24	4.00
Maximum total combined incentive credit allowed is 10 points.			Incentives Awarded	4.00

*Performance calculation descriptions can be found in the FY 2018 RBWO PBP Measurements and Standards Guide.

Child Protective Services Investigations and Dispositions

The following investigations data, which is not used for scoring but is considered significant to a provider's performance, is from Georgia SHINES and is not considered final or complete until the end of the fiscal year.

Total Reports:	2	
Number Screened In:	1	
Number Screened Out:	1	
Number Substantiated:	0	
Number Unsubstantiated:	0	
Number Active CPS Investigations:	1	



DHS, DFCS, Office of Provider Management
Performance-Based Placement Measures
RBWO Provider GA+SCORECARD - CCI
Report Quarter: Q4 FY2018



Provider/Program Name: Mentoring Youth Services - (5122) - CCI

2700 1st Avenue, Columbus, GA 31904

Phone: 706-996-6658

Vendor ID# 91958

Quarterly Scores (Grades)

Current Quarter Score (Grade)

Q1: 89.74 (B+)

Q2: 85.82 (B)

80.54%

Q3: 83.69 (B-)

Q4: 80.54 (B-)

(B-)

Program Census Information:

Children in Care During Quarter: 18

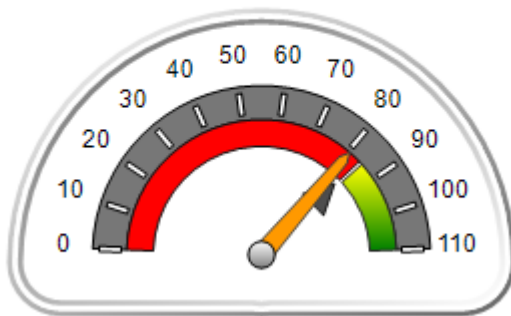
Placements During Quarter: 18

Children in Care On Last Day: 5

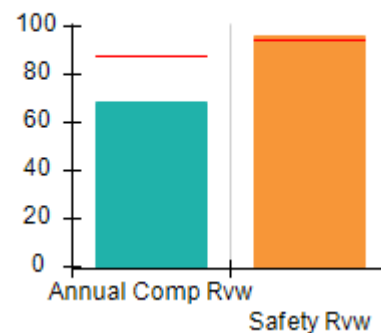
Quarterly Provider Comparisons to All CCIs

▼ — indicates average for all CCIs

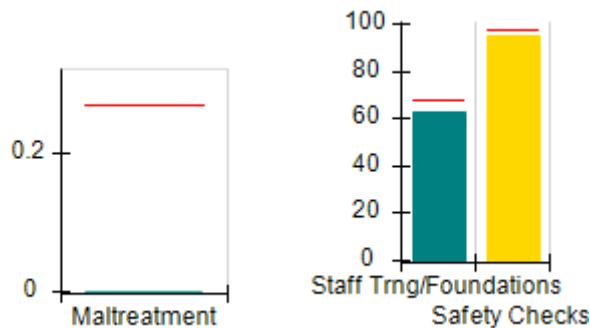
Overall Score (%)



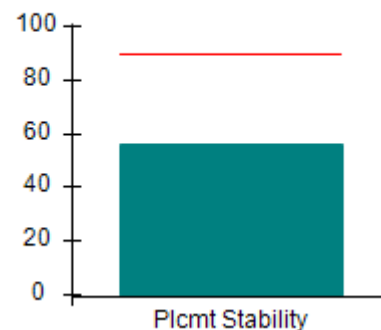
OPM Monitoring Reviews (%)



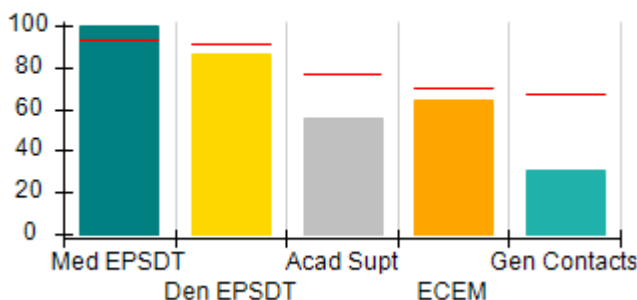
Safety Outcomes (%)



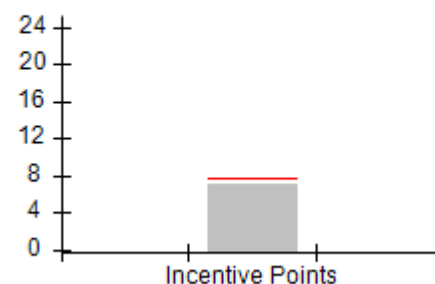
Permanency Outcomes (%)



Well-Being Outcomes (%)



Incentives Earned (Points)





DHS, DFCS, Office of Provider Management
Performance-Based Placement Measures
RBWO Provider GA+SCORECARD - CCI
 Report Quarter: Q4 FY2018



Provider/Program Name: Mentoring Youth Services - (5122) - CCI

2700 1st Avenue, Columbus, GA 31904 Phone: 706-996-6658 Vendor ID# 91958	Quarterly Scores (Grades)		Current Quarter Score (Grade)
	Q1: 89.74 (B+)	Q2: 85.82 (B)	80.54% (B-)
	Q3: 83.69 (B-)	Q4: 80.54 (B-)	

Program Census Information:	# Children in Care During Quarter: 18	# Placements During Quarter: 18	# Children in Care On Last Day: 5
-----------------------------	---------------------------------------	---------------------------------	-----------------------------------

	Avg Performance All CCIs (%)	Provider Performance (%)*	Possible Points (Weight)	Provider Points Earned
--	------------------------------	---------------------------	--------------------------	------------------------

OPM Monitoring Reviews

Annual Comprehensive Reviews	88%	68%	25	17.11
Safety Reviews	94%	96%	15	14.36
Monitoring Sub-Total			40	31.47

CCI Safety Outcomes

Incidence of Maltreatment	0.27%	No Substantiated Reports	10	10.00
Staff Training/Foundations	68%	63%	5	3.15
Staff Safety Checks	98%	95%	5	4.75
Safety Sub-Total			20	17.90

CCI Permanency Outcomes

Placement Stability	90%	56%	15	8.40
Permanency Sub-Total			15	8.40

CCI Well-Being Outcomes

EPSDT Medical Visits	93%	100%	4	4.00
EPSDT Dental Visits	91%	86%	4	3.44
Academic Supports	76%	56%	3	1.68
Provider ECEM Visits	70%	64%	7	4.48
Provider General Contacts	67%	31%	7	2.17
Placements with Siblings	37%	44%	Not Scored	Not Scored
Placements within Legal County	14%	0%	Not Scored	Not Scored
Well-Being Sub-Total			25	15.77

*Performance calculation descriptions can be found in the FY 2018 RBWO PBP Measurements and Standards Guide.

Monitoring & Outcomes: Possible Points = 100	Points Earned = 73.54
Score Before Incentives Credit	73.54%
Incentives Awarded	7.00 pts
PBP Verification	N/A pts
Total Score	80.54%



DHS, DFCS, Office of Provider Management
Performance-Based Placement Measures
RBWO Provider GA+SCORECARD - CCI
Report Quarter: Q4 FY2018



Provider/Program Name: Mentoring Youth Services - (5122) - CCI

Program Census Information:		# Children in Care During Quarter: 18	# Placements During Quarter: 18	# Children in Care On Last Day: 5
CCI Incentive Credits	Avg Performance All CCIs (Points)	Provider Performance (%)*	Possible Points (Weight)	Provider Points Earned
Early EPSDT Medical Visits		100%	2	2.00
Early EPSDT Dental Visits		50%	2	1.00
Permanency Contacts		0%	5	0.00
Additional Academic Supports		0%	2	0.00
Active Agency Accreditation		0%	4	0.00
Staff Clinical Licensure		0%	5	0.00
Behavior Management (threshold = 0)		100%	4	4.00
Incentives Total	7.72		24	7.00
Maximum total combined incentive credit allowed is 10 points.			Incentives Awarded	7.00

*Performance calculation descriptions can be found in the FY 2018 RBWO PBP Measurements and Standards Guide.

Child Protective Services Investigations and Dispositions

The following investigations data, which is not used for scoring but is considered significant to a provider's performance, is from Georgia SHINES and is not considered final or complete until the end of the fiscal year.

Total Reports:	3	
Number Screened In:	1	
Number Screened Out:	2	
Number Substantiated:	0	
Number Unsubstantiated:	0	
Number Active CPS Investigations:	1	



DHS, DFCS, Office of Provider Management
Performance-Based Placement Measures
RBWO Provider GA+SCORECARD - CCI
Report Quarter: Q4 FY2018



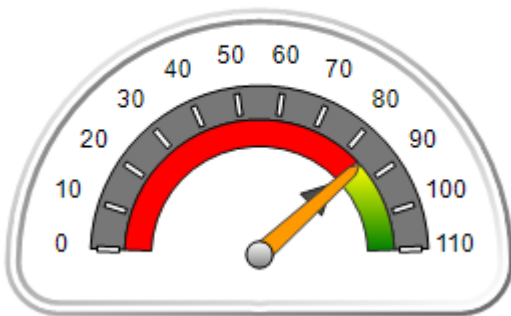
Provider/Program Name: Mentoring Youth Services - 6th Avenue (5226) - CCI

2021 6th Avenue, Columbus, GA 31904 Phone: 706-442-0687 Vendor ID# 118388	Quarterly Scores (Grades)		Current Quarter Score (Grade)
	Q1: 95.12 (A)	Q2: 99.85 (A+)	85.00% (B)
	Q3: 89.62 (B+)	Q4: 85.00 (B)	
Program Census Information:	# Children in Care During Quarter: 16	# Placements During Quarter: 16	# Children in Care On Last Day: 8

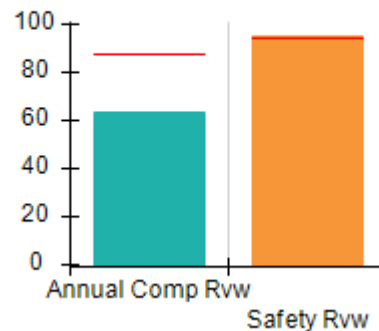
Quarterly Provider Comparisons to All CCIs

▼ — indicates average for all CCIs

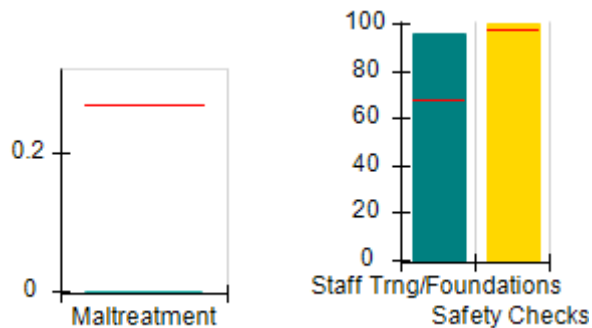
Overall Score (%)



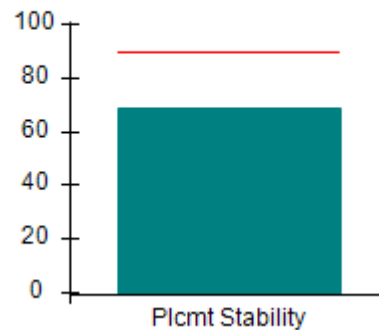
OPM Monitoring Reviews (%)



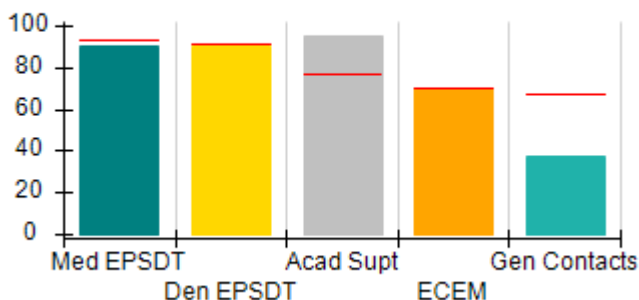
Safety Outcomes (%)



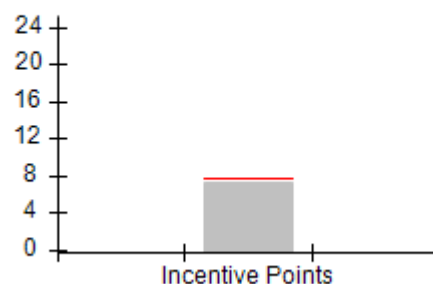
Permanency Outcomes (%)



Well-Being Outcomes (%)



Incentives Earned (Points)





DHS, DFCS, Office of Provider Management
Performance-Based Placement Measures
RBWO Provider GA+SCORECARD - CCI
 Report Quarter: Q4 FY2018



Provider/Program Name: Mentoring Youth Services - 6th Avenue (5226) - CCI

2021 6th Avenue, Columbus, GA 31904 Phone: 706-442-0687 Vendor ID# 118388	Quarterly Scores (Grades)		Current Quarter Score (Grade)
	Q1: 95.12 (A)	Q2: 99.85 (A+)	85.00% (B)
	Q3: 89.62 (B+)	Q4: 85.00 (B)	

Program Census Information:	# Children in Care During Quarter: 16	# Placements During Quarter: 16	# Children in Care On Last Day: 8
-----------------------------	---------------------------------------	---------------------------------	-----------------------------------

	Avg Performance All CCIs (%)	Provider Performance (%)*	Possible Points (Weight)	Provider Points Earned
--	------------------------------	---------------------------	--------------------------	------------------------

OPM Monitoring Reviews

Annual Comprehensive Reviews	88%	63%	25	15.77
Safety Reviews	94%	95%	15	14.25
Monitoring Sub-Total			40	30.02

CCI Safety Outcomes

Incidence of Maltreatment	0.27%	No Substantiated Reports	10	10.00
Staff Training/Foundations	68%	96%	5	4.80
Staff Safety Checks	98%	100%	5	5.00
Safety Sub-Total			20	19.80

CCI Permanency Outcomes

Placement Stability	90%	69%	15	10.35
Permanency Sub-Total			15	10.35

CCI Well-Being Outcomes

EPSDT Medical Visits	93%	90%	4	3.60
EPSDT Dental Visits	91%	90%	4	3.60
Academic Supports	76%	95%	3	2.85
Provider ECEM Visits	70%	70%	7	4.90
Provider General Contacts	67%	38%	7	2.66
Placements with Siblings	37%	0%	Not Scored	Not Scored
Placements within Legal County	14%	0%	Not Scored	Not Scored
Well-Being Sub-Total			25	17.61

*Performance calculation descriptions can be found in the FY 2018 RBWO PBP Measurements and Standards Guide.

Monitoring & Outcomes: Possible Points = 100	Points Earned = 77.78
Score Before Incentives Credit	77.78%
Incentives Awarded	7.22 pts
PBP Verification	N/A pts
Total Score	85.00%



DHS, DFCS, Office of Provider Management
Performance-Based Placement Measures
RBWO Provider GA+SCORECARD - CCI
Report Quarter: Q4 FY2018



Provider/Program Name: Mentoring Youth Services - 6th Avenue (5226) - CCI

Program Census Information:		# Children in Care During Quarter: 16	# Placements During Quarter: 16	# Children in Care On Last Day: 8
CCI Incentive Credits	Avg Performance All CCIs (Points)	Provider Performance (%)*	Possible Points (Weight)	Provider Points Earned
Early EPSDT Medical Visits		50%	2	1.00
Early EPSDT Dental Visits		67%	2	1.34
Permanency Contacts		0%	5	0.00
Additional Academic Supports		44%	2	0.88
Active Agency Accreditation		0%	4	0.00
Staff Clinical Licensure		0%	5	0.00
Behavior Management (threshold = 0)		100%	4	4.00
Incentives Total	7.72		24	7.22
Maximum total combined incentive credit allowed is 10 points.			Incentives Awarded	7.22

*Performance calculation descriptions can be found in the FY 2018 RBWO PBP Measurements and Standards Guide.

Child Protective Services Investigations and Dispositions

The following investigations data, which is not used for scoring but is considered significant to a provider's performance, is from Georgia SHINES and is not considered final or complete until the end of the fiscal year.

Total Reports:	3	
Number Screened In:	0	
Number Screened Out:	3	
Number Substantiated:	0	
Number Unsubstantiated:	1	
Number Active CPS Investigations:	-1	



DHS, DFCS, Office of Provider Management

Performance-Based Placement Measures

RBWO Provider GA+SCORECARD - CCI



Report Quarter: Q4 FY2018

Provider/Program Name: Methodist Home for Children & Youth, The - Arabella (1016) - CCI

9308 GA Hwy 85, Waverly Hall, GA 31831

Phone: 706-582-3843

Vendor ID# 71217

Quarterly Scores (Grades)

Q1: 104.53 (A+)

Q2: 106.79 (A+)

Q3: 101.41 (A+)

Q4: 96.77 (A)

Current Quarter Score (Grade)

96.77%

(A)

Program Census Information:

Children in Care During Quarter: 12

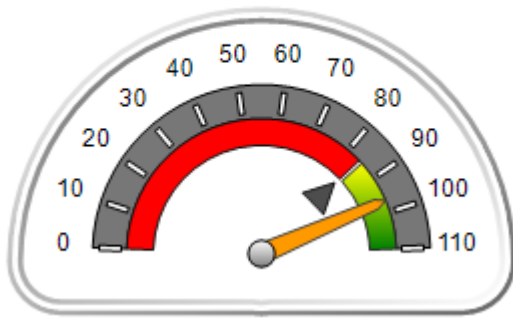
Placements During Quarter: 12

Children in Care On Last Day: 6

Quarterly Provider Comparisons to All CCIs

▼ indicates average for all CCIs

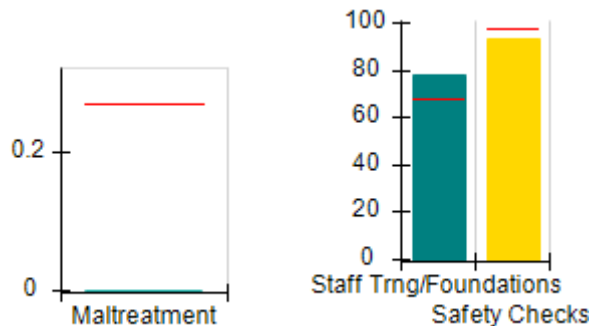
Overall Score (%)



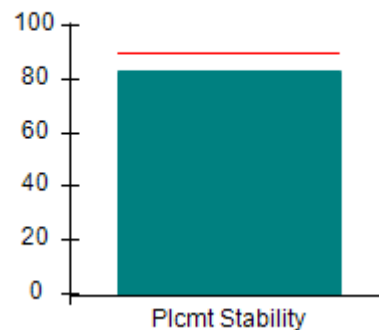
OPM Monitoring Reviews (%)



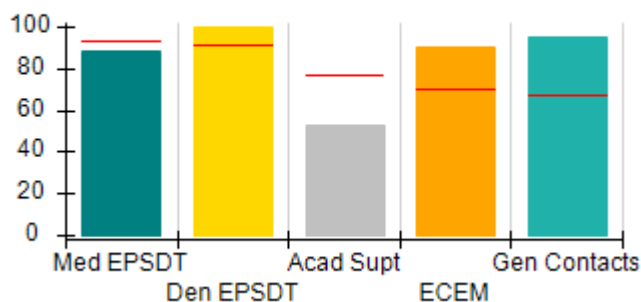
Safety Outcomes (%)



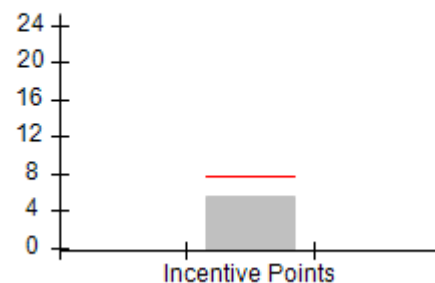
Permanency Outcomes (%)



Well-Being Outcomes (%)



Incentives Earned (Points)





DHS, DFCS, Office of Provider Management
Performance-Based Placement Measures
RBWO Provider GA+SCORECARD - CCI



Report Quarter: Q4 FY2018

Provider/Program Name: Methodist Home for Children & Youth, The - Arabella (1016) - CCI

9308 GA Hwy 85, Waverly Hall, GA 31831 Phone: 706-582-3843 Vendor ID# 71217	Quarterly Scores (Grades)		Current Quarter Score (Grade)
	Q1: 104.53 (A+)	Q2: 106.79 (A+)	96.77%
	Q3: 101.41 (A+)	Q4: 96.77 (A)	(A)

Program Census Information:	# Children in Care During Quarter: 12	# Placements During Quarter: 12	# Children in Care On Last Day: 6
-----------------------------	---------------------------------------	---------------------------------	-----------------------------------

	Avg Performance All CCIs (%)	Provider Performance (%)*	Possible Points (Weight)	Provider Points Earned
--	-------------------------------------	----------------------------------	---------------------------------	-------------------------------

OPM Monitoring Reviews

Annual Comprehensive Reviews	88%	94%	25	23.41
Safety Reviews	94%	98%	15	14.74
Monitoring Sub-Total			40	38.15

CCI Safety Outcomes

Incidence of Maltreatment	0.27%	No Substantiated Reports	10	10.00
Staff Training/Foundations	68%	78%	5	3.90
Staff Safety Checks	98%	93%	5	4.65
Safety Sub-Total			20	18.55

CCI Permanency Outcomes

Placement Stability	90%	83%	15	12.45
Permanency Sub-Total			15	12.45

CCI Well-Being Outcomes

EPSDT Medical Visits	93%	88%	4	3.52
EPSDT Dental Visits	91%	100%	4	4.00
Academic Supports	76%	53%	3	1.59
Provider ECEM Visits	70%	90%	7	6.30
Provider General Contacts	67%	95%	7	6.65
Placements with Siblings	37%	29%	Not Scored	Not Scored
Placements within Legal County	14%	0%	Not Scored	Not Scored
Well-Being Sub-Total			25	22.06

*Performance calculation descriptions can be found in the FY 2018 RBWO PBP Measurements and Standards Guide.

Monitoring & Outcomes: Possible Points = 100	Points Earned = 91.21
Score Before Incentives Credit	91.21%
Incentives Awarded	5.56 pts
PBP Verification	N/A pts
Total Score	96.77%



DHS, DFCS, Office of Provider Management
Performance-Based Placement Measures
RBWO Provider GA+SCORECARD - CCI
Report Quarter: Q4 FY2018



Provider/Program Name: Methodist Home for Children & Youth, The - Arabella (1016) - CCI

Program Census Information:		# Children in Care During Quarter: 12	# Placements During Quarter: 12	# Children in Care On Last Day: 6
CCI Incentive Credits	Avg Performance All CCIs (Points)	Provider Performance (%)*	Possible Points (Weight)	Provider Points Earned
Early EPSDT Medical Visits		50%	2	1.00
Early EPSDT Dental Visits		100%	2	2.00
Permanency Contacts		None Planned	5	
Additional Academic Supports		28%	2	0.56
Active Agency Accreditation		50%	4	2.00
Staff Clinical Licensure		0%	5	0.00
Behavior Management (threshold = 0)		0%	4	0.00
Incentives Total	7.72		24	5.56
Maximum total combined incentive credit allowed is 10 points.			Incentives Awarded	5.56

*Performance calculation descriptions can be found in the FY 2018 RBWO PBP Measurements and Standards Guide.

Child Protective Services Investigations and Dispositions

The following investigations data, which is not used for scoring but is considered significant to a provider's performance, is from Georgia SHINES and is not considered final or complete until the end of the fiscal year.

Total Reports:	2
Number Screened In:	0
Number Screened Out:	2
Number Substantiated:	0
Number Unsubstantiated:	0
Number Active CPS Investigations:	0



DHS, DFCS, Office of Provider Management
Performance-Based Placement Measures
RBWO Provider GA+SCORECARD - CCI



Report Quarter: Q4 FY2018

Provider/Program Name: Methodist Home for Children & Youth, The - dba Americus Group Home (749) - CCI

102 Mill Creek Rd., Americus, GA 31709

Phone: 229-924-9550

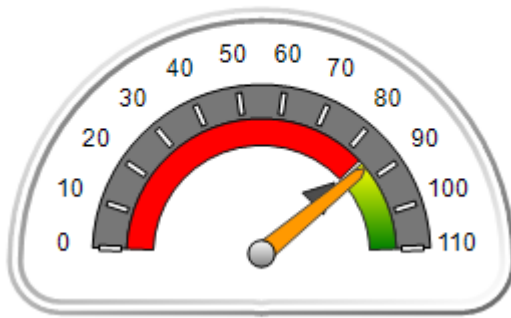
Vendor ID# 35463

Quarterly Scores (Grades)		Current Quarter Score (Grade)
Q1: 96.10 (A)	Q2: 99.95 (A+)	86.58% (B)
Q3: 102.21 (A+)	Q4: 86.58 (B)	
Program Census Information:		
# Children in Care During Quarter: 15	# Placements During Quarter: 15	# Children in Care On Last Day: 5

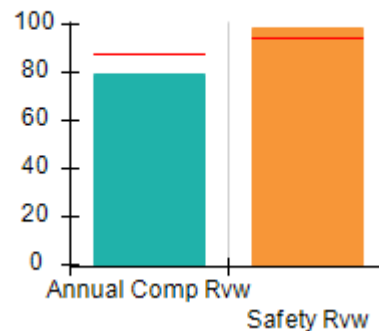
Quarterly Provider Comparisons to All CCIs

▼ indicates average for all CCIs

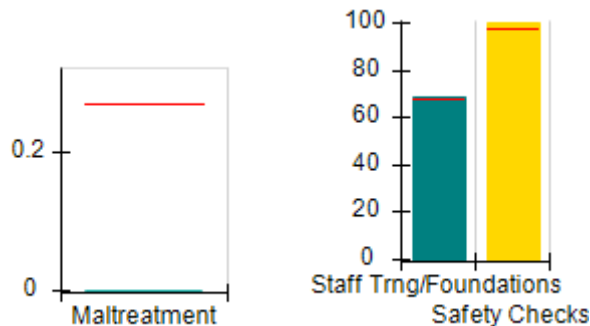
Overall Score (%)



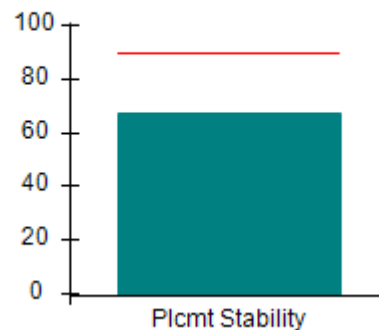
OPM Monitoring Reviews (%)



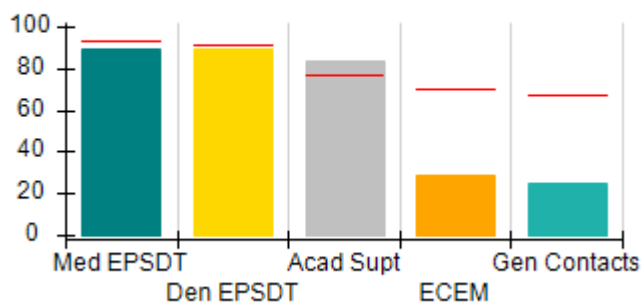
Safety Outcomes (%)



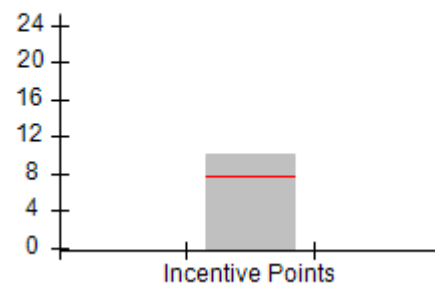
Permanency Outcomes (%)



Well-Being Outcomes (%)



Incentives Earned (Points)





Performance-Based Placement Measures

RBWO Provider GA+SCORECARD - CCI

Report Quarter: Q4 FY2018

Provider/Program Name: Methodist Home for Children & Youth, The - dba Americus Group Home (749) - CCI				
102 Mill Creek Rd., Americus, GA 31709		Quarterly Scores (Grades)		Current Quarter Score (Grade)
Phone: 229-924-9550		Q1: 96.10 (A)	Q2: 99.95 (A+)	86.58% (B)
Vendor ID# 35463		Q3: 102.21 (A+)	Q4: 86.58 (B)	
Program Census Information:		# Children in Care During Quarter: 15	# Placements During Quarter: 15	# Children in Care On Last Day: 5
	Avg Performance All CCIs (%)	Provider Performance (%)*	Possible Points (Weight)	Provider Points Earned
OPM Monitoring Reviews				
Annual Comprehensive Reviews	88%	80%	25	19.88
Safety Reviews	94%	99%	15	14.81
Monitoring Sub-Total			40	34.69
CCI Safety Outcomes				
Incidence of Maltreatment	0.27%	No Substantiated Reports	10	10.00
Staff Training/Foundations	68%	69%	5	3.45
Staff Safety Checks	98%	100%	5	5.00
Safety Sub-Total			20	18.45
CCI Permanency Outcomes				
Placement Stability	90%	67%	15	10.05
Permanency Sub-Total			15	10.05
CCI Well-Being Outcomes				
EPSDT Medical Visits	93%	89%	4	3.56
EPSDT Dental Visits	91%	89%	4	3.56
Academic Supports	76%	83%	3	2.49
Provider ECEM Visits	70%	29%	7	2.03
Provider General Contacts	67%	25%	7	1.75
Placements with Siblings	37%	0%	Not Scored	Not Scored
Placements within Legal County	14%	13%	Not Scored	Not Scored
Well-Being Sub-Total			25	13.39

*Performance calculation descriptions can be found in the FY 2018 RBWO PBP Measurements and Standards Guide.

Monitoring & Outcomes: Possible Points = 100		Points Earned = 76.58	
Score Before Incentives Credit			76.58%
Incentives Awarded			10.00 pts
PBP Verification			N/A pts
Total Score			86.58%



DHS, DFCS, Office of Provider Management
Performance-Based Placement Measures
RBWO Provider GA+SCORECARD - CCI



Report Quarter: Q4 FY2018

Provider/Program Name: Methodist Home for Children & Youth, The - dba Americus Group Home (749) - CCI

Program Census Information:		# Children in Care During Quarter: 15	# Placements During Quarter: 15	# Children in Care On Last Day: 5
CCI Incentive Credits	Avg Performance All CCIs (Points)	Provider Performance (%)*	Possible Points (Weight)	Provider Points Earned
Early EPSDT Medical Visits		80%	2	1.60
Early EPSDT Dental Visits		83%	2	1.66
Permanency Contacts		None Planned	5	
Additional Academic Supports		38%	2	0.76
Active Agency Accreditation		50%	4	2.00
Staff Clinical Licensure		0%	5	0.00
Behavior Management (threshold = 0)		100%	4	4.00
Incentives Total	7.72		24	10.02
Maximum total combined incentive credit allowed is 10 points.			Incentives Awarded	10.00

*Performance calculation descriptions can be found in the FY 2018 RBWO PBP Measurements and Standards Guide.

Child Protective Services Investigations and Dispositions

The following investigations data, which is not used for scoring but is considered significant to a provider's performance, is from Georgia SHINES and is not considered final or complete until the end of the fiscal year.

Total Reports:	1
Number Screened In:	0
Number Screened Out:	1
Number Substantiated:	0
Number Unsubstantiated:	0
Number Active CPS Investigations:	0



DHS, DFCS, Office of Provider Management
Performance-Based Placement Measures
RBWO Provider GA+SCORECARD - CCI



Report Quarter: Q4 FY2018

Provider/Program Name: Methodist Home for Children & Youth, The - dba St. Marys Group Home (750) - CCI

3296 Winding Road, St. Marys, GA 31558

Phone: 912-882-7770

Vendor ID# 35459

Quarterly Scores (Grades)

Current Quarter Score (Grade)

Q1: 106.03 (A+)

Q2: 107.18 (A+)

106.53%

Q3: 107.21 (A+)

Q4: 106.53 (A+)

(A+)

Program Census Information:

Children in Care During Quarter: 13

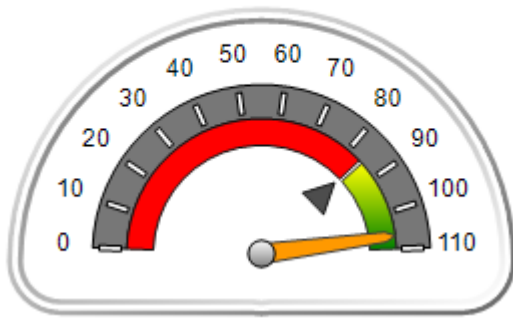
Placements During Quarter: 13

Children in Care On Last Day: 12

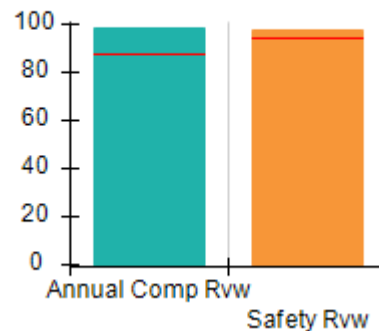
Quarterly Provider Comparisons to All CCIs

▼ indicates average for all CCIs

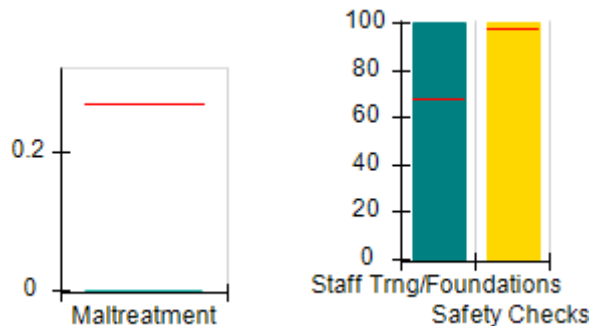
Overall Score (%)



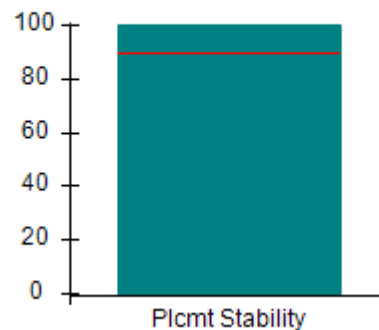
OPM Monitoring Reviews (%)



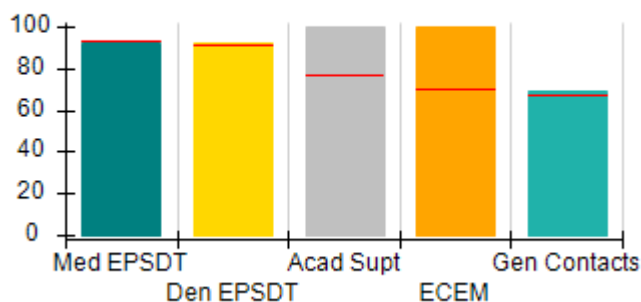
Safety Outcomes (%)



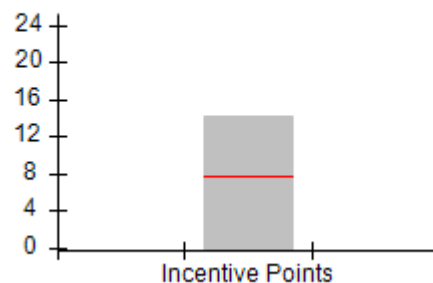
Permanency Outcomes (%)



Well-Being Outcomes (%)



Incentives Earned (Points)





Performance-Based Placement Measures

RBWO Provider GA+SCORECARD - CCI

Report Quarter: Q4 FY2018

Provider/Program Name: Methodist Home for Children & Youth, The - dba St. Marys Group Home (750) - CCI				
3296 Winding Road, St. Marys, GA 31558 Phone: 912-882-7770 Vendor ID# 35459		Quarterly Scores (Grades)		Current Quarter Score (Grade)
		Q1: 106.03 (A+)	Q2: 107.18 (A+)	106.53% (A+)
		Q3: 107.21 (A+)	Q4: 106.53 (A+)	
Program Census Information:		# Children in Care During Quarter: 13	# Placements During Quarter: 13	# Children in Care On Last Day: 12
	Avg Performance All CCIs (%)	Provider Performance (%)*	Possible Points (Weight)	Provider Points Earned
OPM Monitoring Reviews				
Annual Comprehensive Reviews	88%	99%	25	24.66
Safety Reviews	94%	98%	15	14.68
Monitoring Sub-Total			40	39.34
CCI Safety Outcomes				
Incidence of Maltreatment	0.27%	No Substantiated Reports	10	10.00
Staff Training/Foundations	68%	100%	5	5.00
Staff Safety Checks	98%	100%	5	5.00
Safety Sub-Total			20	20.00
CCI Permanency Outcomes				
Placement Stability	90%	100%	15	15.00
Permanency Sub-Total			15	15.00
CCI Well-Being Outcomes				
EPSDT Medical Visits	93%	92%	4	3.68
EPSDT Dental Visits	91%	92%	4	3.68
Academic Supports	76%	100%	3	3.00
Provider ECEM Visits	70%	100%	7	7.00
Provider General Contacts	67%	69%	7	4.83
Placements with Siblings	37%	29%	Not Scored	Not Scored
Placements within Legal County	14%	0%	Not Scored	Not Scored
Well-Being Sub-Total			25	22.19
*Performance calculation descriptions can be found in the FY 2018 RBWO PBP Measurements and Standards Guide.				

Monitoring & Outcomes: Possible Points = 100	Points Earned = 96.53
Score Before Incentives Credit	96.53%
Incentives Awarded	10.00 pts
PBP Verification	N/A pts
Total Score	106.53%



DHS, DFCS, Office of Provider Management
Performance-Based Placement Measures
RBWO Provider GA+SCORECARD - CCI



Report Quarter: Q4 FY2018

Provider/Program Name: Methodist Home for Children & Youth, The - dba St. Marys Group Home (750) - CCI

Program Census Information:		# Children in Care During Quarter: 13	# Placements During Quarter: 13	# Children in Care On Last Day: 12
CCI Incentive Credits	Avg Performance All CCIs (Points)	Provider Performance (%)*	Possible Points (Weight)	Provider Points Earned
Early EPSDT Medical Visits		67%	2	1.34
Early EPSDT Dental Visits		75%	2	1.50
Permanency Contacts		57%	5	2.85
Additional Academic Supports		0%	2	0.00
Active Agency Accreditation		100%	4	4.00
Staff Clinical Licensure		10%	5	0.50
Behavior Management (threshold = 0)		100%	4	4.00
Incentives Total	7.72		24	14.19
Maximum total combined incentive credit allowed is 10 points.			Incentives Awarded	10.00

*Performance calculation descriptions can be found in the FY 2018 RBWO PBP Measurements and Standards Guide.

Child Protective Services Investigations and Dispositions

The following investigations data, which is not used for scoring but is considered significant to a provider's performance, is from Georgia SHINES and is not considered final or complete until the end of the fiscal year.

Total Reports:	0
Number Screened In:	0
Number Screened Out:	0
Number Substantiated:	0
Number Unsubstantiated:	0
Number Active CPS Investigations:	0



DHS, DFCS, Office of Provider Management
Performance-Based Placement Measures
RBWO Provider GA+SCORECARD - CCI



Report Quarter: Q4 FY2018

Provider/Program Name: Methodist Home for Children & Youth, The - dba Valdosta Group Home (752) - CCI

2545 East Park Ave., Valdosta, GA 31605

Phone: 229-247-5100

Vendor ID# 35466

Quarterly Scores (Grades)

Current Quarter Score (Grade)

Q1: 106.09 (A+)

Q2: 106.84 (A+)

107.23%

Q3: 107.23 (A+)

Q4: 107.23 (A+)

(A+)

Program Census Information:

Children in Care During Quarter: 11

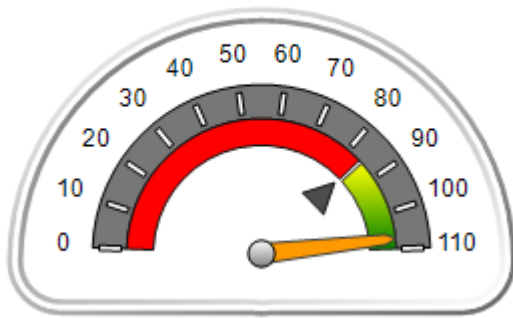
Placements During Quarter: 11

Children in Care On Last Day: 10

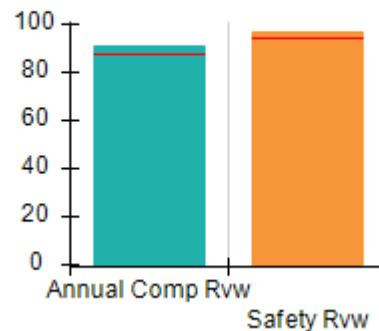
Quarterly Provider Comparisons to All CCIs

▼ indicates average for all CCIs

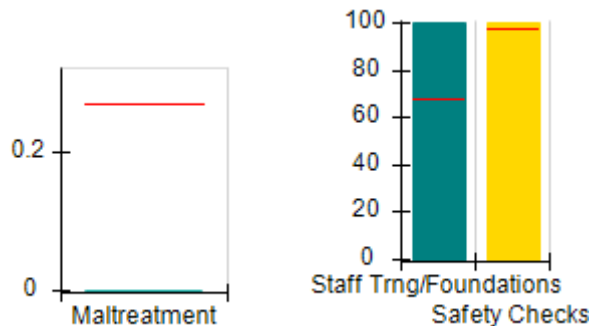
Overall Score (%)



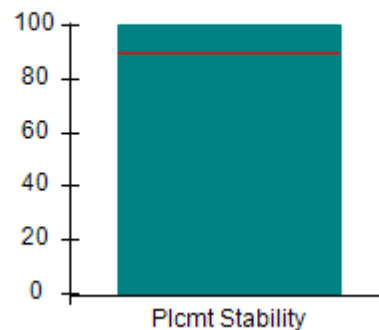
OPM Monitoring Reviews (%)



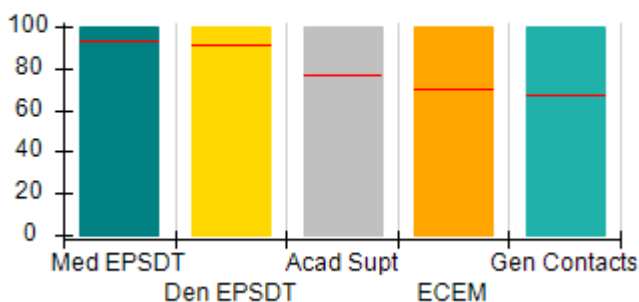
Safety Outcomes (%)



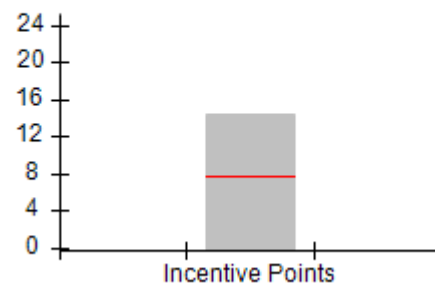
Permanency Outcomes (%)



Well-Being Outcomes (%)



Incentives Earned (Points)





Performance-Based Placement Measures RBWO Provider GA+SCORECARD - CCI

Report Quarter: Q4 FY2018

Provider/Program Name: Methodist Home for Children & Youth, The - dba Valdosta Group Home (752) - CCI				
2545 East Park Ave., Valdosta, GA 31605		Quarterly Scores (Grades)		Current Quarter Score (Grade)
Phone: 229-247-5100		Q1: 106.09 (A+)	Q2: 106.84 (A+)	107.23% (A+)
Vendor ID# 35466		Q3: 107.23 (A+)	Q4: 107.23 (A+)	
Program Census Information:		# Children in Care During Quarter: 11	# Placements During Quarter: 11	# Children in Care On Last Day: 10
	Avg Performance All CCIs (%)	Provider Performance (%)*	Possible Points (Weight)	Provider Points Earned
OPM Monitoring Reviews				
Annual Comprehensive Reviews	88%	91%	25	22.71
Safety Reviews	94%	97%	15	14.52
Monitoring Sub-Total			40	37.23
CCI Safety Outcomes				
Incidence of Maltreatment	0.27%	No Substantiated Reports	10	10.00
Staff Training/Foundations	68%	100%	5	5.00
Staff Safety Checks	98%	100%	5	5.00
Safety Sub-Total			20	20.00
CCI Permanency Outcomes				
Placement Stability	90%	100%	15	15.00
Permanency Sub-Total			15	15.00
CCI Well-Being Outcomes				
EPSDT Medical Visits	93%	100%	4	4.00
EPSDT Dental Visits	91%	100%	4	4.00
Academic Supports	76%	100%	3	3.00
Provider ECEM Visits	70%	100%	7	7.00
Provider General Contacts	67%	100%	7	7.00
Placements with Siblings	37%	0%	Not Scored	Not Scored
Placements within Legal County	14%	0%	Not Scored	Not Scored
Well-Being Sub-Total			25	25.00

*Performance calculation descriptions can be found in the FY 2018 RBWO PBP Measurements and Standards Guide.

Monitoring & Outcomes: Possible Points = 100		Points Earned = 97.23	
Score Before Incentives Credit			97.23%
Incentives Awarded			10.00 pts
PBP Verification			N/A pts
Total Score			107.23%



DHS, DFCS, Office of Provider Management
Performance-Based Placement Measures
RBWO Provider GA+SCORECARD - CCI



Report Quarter: Q4 FY2018

Provider/Program Name: Methodist Home for Children & Youth, The - dba Valdosta Group Home (752) - CCI

Program Census Information:		# Children in Care During Quarter: 11	# Placements During Quarter: 11	# Children in Care On Last Day: 10
CCI Incentive Credits	Avg Performance All CCIs (Points)	Provider Performance (%)*	Possible Points (Weight)	Provider Points Earned
Early EPSDT Medical Visits		100%	2	2.00
Early EPSDT Dental Visits		100%	2	2.00
Permanency Contacts		None Planned	5	
Additional Academic Supports		100%	2	2.00
Active Agency Accreditation		100%	4	4.00
Staff Clinical Licensure		10%	5	0.50
Behavior Management (threshold = 0)		100%	4	4.00
Incentives Total	7.72		24	14.50
Maximum total combined incentive credit allowed is 10 points.			Incentives Awarded	10.00

*Performance calculation descriptions can be found in the FY 2018 RBWO PBP Measurements and Standards Guide.

Child Protective Services Investigations and Dispositions

The following investigations data, which is not used for scoring but is considered significant to a provider's performance, is from Georgia SHINES and is not considered final or complete until the end of the fiscal year.

Total Reports:	0
Number Screened In:	0
Number Screened Out:	0
Number Substantiated:	0
Number Unsubstantiated:	0
Number Active CPS Investigations:	0



DHS, DFCS, Office of Provider Management
Performance-Based Placement Measures
RBWO Provider GA+SCORECARD - CCI
Report Quarter: Q4 FY2018



Provider/Program Name: Methodist Home for Children & Youth, The - Macon (754) - CCI

304 Pierce Ave., Macon, GA 31204

Phone: 478-751-2800

Vendor ID# 35456

Quarterly Scores (Grades)

Q1: 103.15 (A+)

Q2: 103.23 (A+)

Q3: 105.66 (A+)

Q4: 102.54 (A+)

Current Quarter Score (Grade)

102.54%

(A+)

Program Census Information:

Children in Care During Quarter: 77

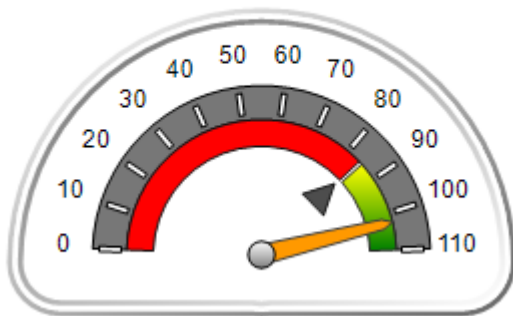
Placements During Quarter: 78

Children in Care On Last Day: 58

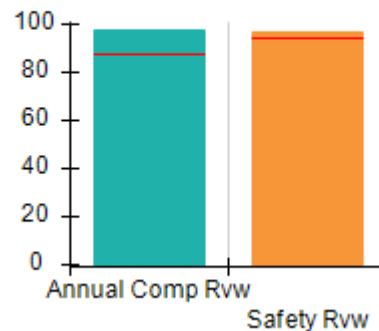
Quarterly Provider Comparisons to All CCIs

▼ — indicates average for all CCIs

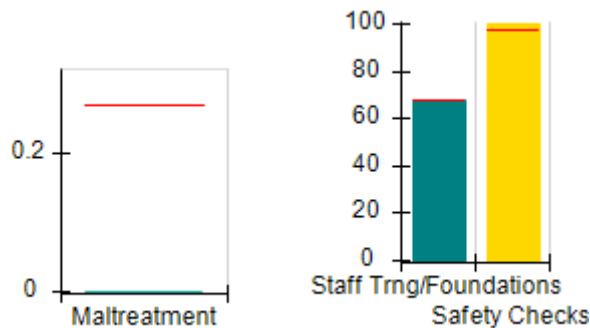
Overall Score (%)



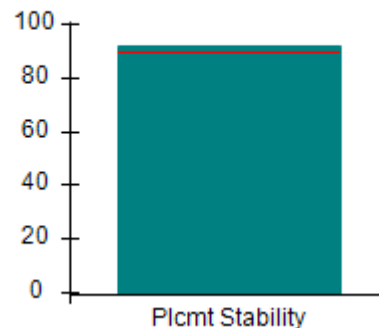
OPM Monitoring Reviews (%)



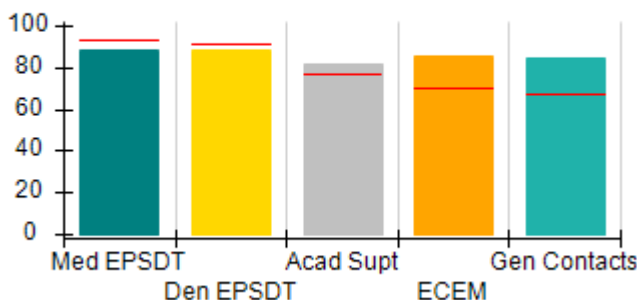
Safety Outcomes (%)



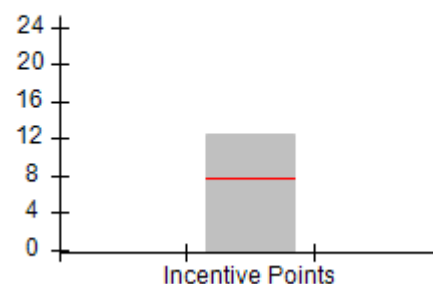
Permanency Outcomes (%)



Well-Being Outcomes (%)



Incentives Earned (Points)





DHS, DFCS, Office of Provider Management
Performance-Based Placement Measures
RBWO Provider GA+SCORECARD - CCI
 Report Quarter: Q4 FY2018



Provider/Program Name: Methodist Home for Children & Youth, The - Macon (754) - CCI

304 Pierce Ave., Macon, GA 31204 Phone: 478-751-2800 Vendor ID# 35456	Quarterly Scores (Grades)		Current Quarter Score (Grade)
	Q1: 103.15 (A+)	Q2: 103.23 (A+)	102.54%
	Q3: 105.66 (A+)	Q4: 102.54 (A+)	(A+)

Program Census Information:	# Children in Care During Quarter: 77	# Placements During Quarter: 78	# Children in Care On Last Day: 58
-----------------------------	---------------------------------------	---------------------------------	------------------------------------

	Avg Performance All CCIs (%)	Provider Performance (%)*	Possible Points (Weight)	Provider Points Earned
--	-------------------------------------	----------------------------------	---------------------------------	-------------------------------

OPM Monitoring Reviews

Annual Comprehensive Reviews	88%	98%	25	24.45
Safety Reviews	94%	97%	15	14.56
Monitoring Sub-Total			40	39.01

CCI Safety Outcomes

Incidence of Maltreatment	0.27%	No Substantiated Reports	10	10.00
Staff Training/Foundations	68%	68%	5	3.40
Staff Safety Checks	98%	100%	5	5.00
Safety Sub-Total			20	18.40

CCI Permanency Outcomes

Placement Stability	90%	92%	15	13.80
Permanency Sub-Total			15	13.80

CCI Well-Being Outcomes

EPSDT Medical Visits	93%	88%	4	3.52
EPSDT Dental Visits	91%	88%	4	3.52
Academic Supports	76%	82%	3	2.46
Provider ECEM Visits	70%	85%	7	5.95
Provider General Contacts	67%	84%	7	5.88
Placements with Siblings	37%	37%	Not Scored	Not Scored
Placements within Legal County	14%	11%	Not Scored	Not Scored
Well-Being Sub-Total			25	21.33

*Performance calculation descriptions can be found in the FY 2018 RBWO PBP Measurements and Standards Guide.

Monitoring & Outcomes: Possible Points = 100	Points Earned = 92.54
Score Before Incentives Credit	92.54%
Incentives Awarded	10.00 pts
PBP Verification	N/A pts
Total Score	102.54%



DHS, DFCS, Office of Provider Management
Performance-Based Placement Measures
RBWO Provider GA+SCORECARD - CCI
Report Quarter: Q4 FY2018



Provider/Program Name: Methodist Home for Children & Youth, The - Macon (754) - CCI

Program Census Information:		# Children in Care During Quarter: 77	# Placements During Quarter: 78	# Children in Care On Last Day: 58
CCI Incentive Credits	Avg Performance All CCIs (Points)	Provider Performance (%)*	Possible Points (Weight)	Provider Points Earned
Early EPSDT Medical Visits		58%	2	1.16
Early EPSDT Dental Visits		67%	2	1.34
Permanency Contacts		0%	5	0.00
Additional Academic Supports		47%	2	0.94
Active Agency Accreditation		100%	4	4.00
Staff Clinical Licensure		20%	5	1.00
Behavior Management (threshold = 0)		100%	4	4.00
Incentives Total	7.72		24	12.44
Maximum total combined incentive credit allowed is 10 points.			Incentives Awarded	10.00

*Performance calculation descriptions can be found in the FY 2018 RBWO PBP Measurements and Standards Guide.

Child Protective Services Investigations and Dispositions

The following investigations data, which is not used for scoring but is considered significant to a provider's performance, is from Georgia SHINES and is not considered final or complete until the end of the fiscal year.

Total Reports:	4	
Number Screened In:	0	
Number Screened Out:	4	
Number Substantiated:	0	
Number Unsubstantiated:	1	
Number Active CPS Investigations:	-1	



Performance-Based Placement Measures

RBWO Provider GA+SCORECARD - CCI

Report Quarter: Q4 FY2018

Provider/Program Name: Methodist Home for Children & Youth, The - Our House at Carpenter's Way Ranch (1015) - CCI

1645 Hunter Rd., Cataula, GA 31804

Phone: 706-322-5406

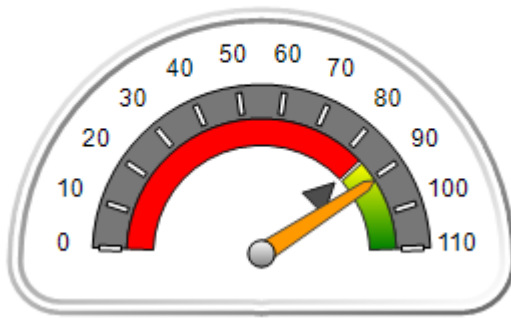
Vendor ID# 35257

	Quarterly Scores (Grades)		Current Quarter Score (Grade)
	Q1: 97.53 (A+)	Q2: 102.75 (A+)	90.71% (A-)
	Q3: 103.84 (A+)	Q4: 90.71 (A-)	
Program Census Information:	# Children in Care During Quarter: 31	# Placements During Quarter: 31	# Children in Care On Last Day: 26

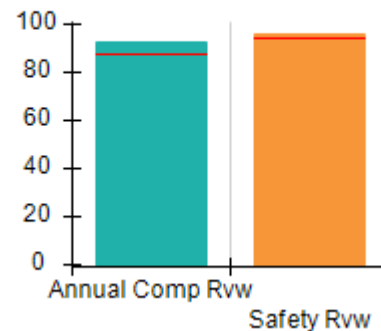
Quarterly Provider Comparisons to All CCIs

indicates average for all CCIs

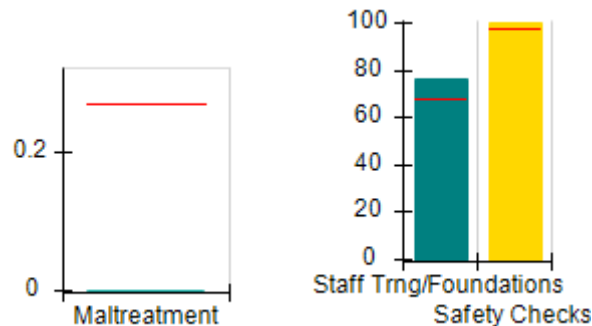
Overall Score (%)



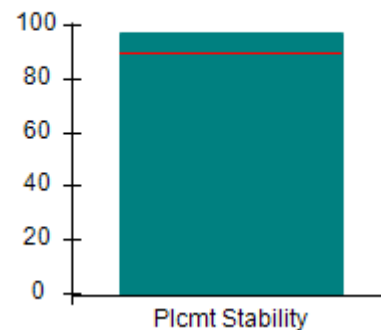
OPM Monitoring Reviews (%)



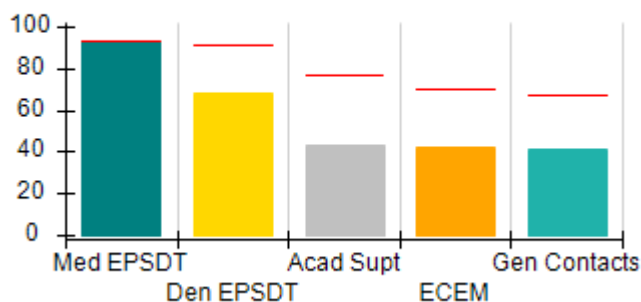
Safety Outcomes (%)



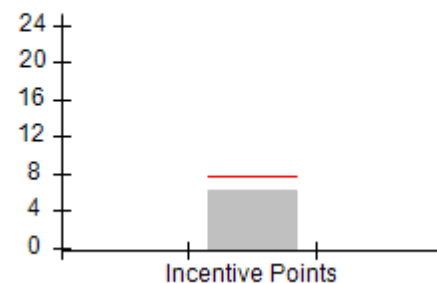
Permanency Outcomes (%)



Well-Being Outcomes (%)



Incentives Earned (Points)





Performance-Based Placement Measures RBWO Provider GA+SCORECARD - CCI

Report Quarter: Q4 FY2018

Provider/Program Name: Methodist Home for Children & Youth, The - Our House at Carpenter's Way Ranch (1015) - CCI				
1645 Hunter Rd., Cataula, GA 31804		Quarterly Scores (Grades)		Current Quarter Score (Grade)
Phone: 706-322-5406		Q1: 97.53 (A+)	Q2: 102.75 (A+)	90.71% (A-)
Vendor ID# 35257		Q3: 103.84 (A+)	Q4: 90.71 (A-)	
Program Census Information:		# Children in Care During Quarter: 31	# Placements During Quarter: 31	# Children in Care On Last Day: 26
	Avg Performance All CCIs (%)	Provider Performance (%)*	Possible Points (Weight)	Provider Points Earned
OPM Monitoring Reviews				
Annual Comprehensive Reviews	88%	93%	25	23.25
Safety Reviews	94%	96%	15	14.43
Monitoring Sub-Total			40	37.68
CCI Safety Outcomes				
Incidence of Maltreatment	0.27%	No Substantiated Reports	10	10.00
Staff Training/Foundations	68%	76%	5	3.80
Staff Safety Checks	98%	100%	5	5.00
Safety Sub-Total			20	18.80
CCI Permanency Outcomes				
Placement Stability	90%	97%	15	14.55
Permanency Sub-Total			15	14.55
CCI Well-Being Outcomes				
EPSDT Medical Visits	93%	93%	4	3.72
EPSDT Dental Visits	91%	68%	4	2.72
Academic Supports	76%	43%	3	1.29
Provider ECEM Visits	70%	42%	7	2.94
Provider General Contacts	67%	41%	7	2.87
Placements with Siblings	37%	52%	Not Scored	Not Scored
Placements within Legal County	14%	0%	Not Scored	Not Scored
Well-Being Sub-Total			25	13.54

*Performance calculation descriptions can be found in the FY 2018 RBWO PBP Measurements and Standards Guide.

Monitoring & Outcomes: Possible Points = 100		Points Earned = 84.57	
Score Before Incentives Credit			84.57%
Incentives Awarded			6.14 pts
PBP Verification			N/A pts
Total Score			90.71%



DHS, DFCS, Office of Provider Management
Performance-Based Placement Measures
RBWO Provider GA+SCORECARD - CCI



Report Quarter: Q4 FY2018

Provider/Program Name: Methodist Home for Children & Youth, The - Our House at Carpenter's Way Ranch (1015) - CCI

Program Census Information:		# Children in Care During Quarter: 31	# Placements During Quarter: 31	# Children in Care On Last Day: 26
CCI Incentive Credits	Avg Performance All CCIs (Points)	Provider Performance (%)*	Possible Points (Weight)	Provider Points Earned
Early EPSDT Medical Visits		50%	2	1.00
Early EPSDT Dental Visits		44%	2	0.88
Permanency Contacts		0%	5	0.00
Additional Academic Supports		13%	2	0.26
Active Agency Accreditation		100%	4	4.00
Staff Clinical Licensure		0%	5	0.00
Behavior Management (threshold = 0)		0%	4	0.00
Incentives Total	7.72		24	6.14
Maximum total combined incentive credit allowed is 10 points.			Incentives Awarded	6.14

*Performance calculation descriptions can be found in the FY 2018 RBWO PBP Measurements and Standards Guide.

Child Protective Services Investigations and Dispositions

The following investigations data, which is not used for scoring but is considered significant to a provider's performance, is from Georgia SHINES and is not considered final or complete until the end of the fiscal year.

Total Reports:	1
Number Screened In:	0
Number Screened Out:	1
Number Substantiated:	0
Number Unsubstantiated:	0
Number Active CPS Investigations:	0



DHS, DFCS, Office of Provider Management

Performance-Based Placement Measures

RBWO Provider GA+SCORECARD - CCI



Report Quarter: Q4 FY2018

Provider/Program Name: Methodist Home for Children & Youth, The - STARS Program (753) - CCI

304 Pierce Ave., Macon, GA 31204

Phone: 478-751-2800

Vendor ID# 35461

Quarterly Scores (Grades)

Q1: 106.16 (A+)

Q2: 107.96 (A+)

Q3: 109.49 (A+)

Q4: 101.21 (A+)

Current Quarter Score (Grade)

101.21%

(A+)

Program Census Information:

Children in Care During Quarter: 11

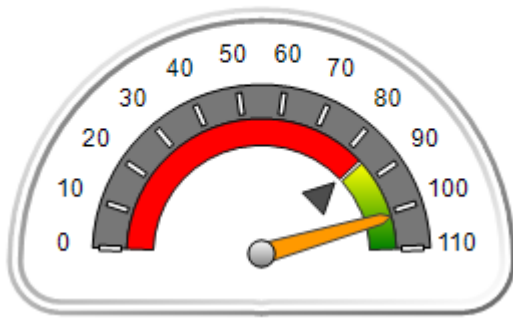
Placements During Quarter: 11

Children in Care On Last Day: 7

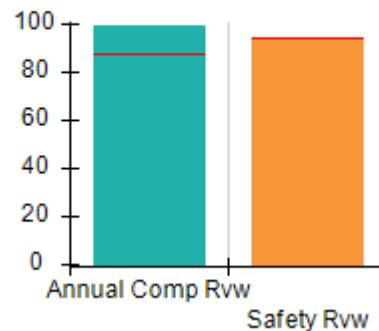
Quarterly Provider Comparisons to All CCIs

▼ indicates average for all CCIs

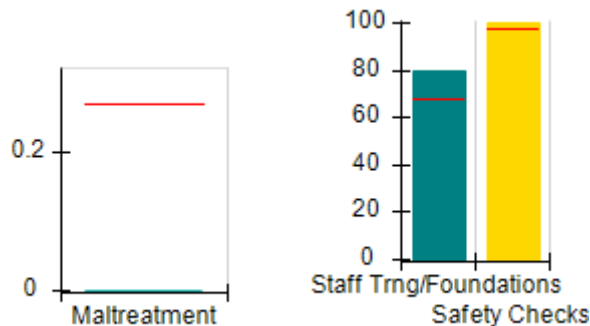
Overall Score (%)



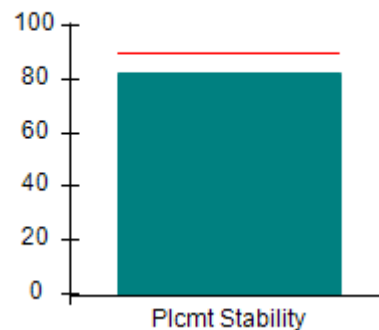
OPM Monitoring Reviews (%)



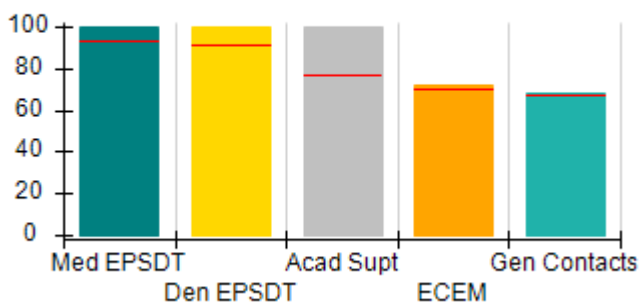
Safety Outcomes (%)



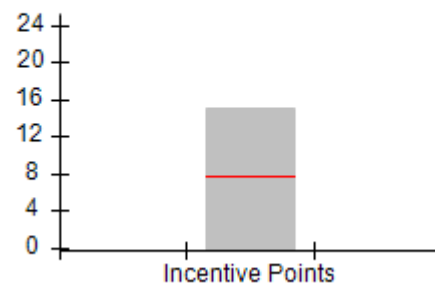
Permanency Outcomes (%)



Well-Being Outcomes (%)



Incentives Earned (Points)





DHS, DFCS, Office of Provider Management
Performance-Based Placement Measures
RBWO Provider GA+SCORECARD - CCI



Report Quarter: Q4 FY2018

Provider/Program Name: Methodist Home for Children & Youth, The - STARS Program (753) - CCI

304 Pierce Ave., Macon, GA 31204 Phone: 478-751-2800 Vendor ID# 35461	Quarterly Scores (Grades)		Current Quarter Score (Grade)
	Q1: 106.16 (A+)	Q2: 107.96 (A+)	101.21% (A+)
	Q3: 109.49 (A+)	Q4: 101.21 (A+)	

Program Census Information:	# Children in Care During Quarter: 11	# Placements During Quarter: 11	# Children in Care On Last Day: 7
-----------------------------	---------------------------------------	---------------------------------	-----------------------------------

	Avg Performance All CCIs (%)	Provider Performance (%)*	Possible Points (Weight)	Provider Points Earned
--	-------------------------------------	----------------------------------	---------------------------------	-------------------------------

OPM Monitoring Reviews

Annual Comprehensive Reviews	88%	100%	25	24.90
Safety Reviews	94%	95%	15	14.22
Monitoring Sub-Total			40	39.11

CCI Safety Outcomes

Incidence of Maltreatment	0.27%	No Substantiated Reports	10	10.00
Staff Training/Foundations	68%	80%	5	4.00
Staff Safety Checks	98%	100%	5	5.00
Safety Sub-Total			20	19.00

CCI Permanency Outcomes

Placement Stability	90%	82%	15	12.30
Permanency Sub-Total			15	12.30

CCI Well-Being Outcomes

EPSDT Medical Visits	93%	100%	4	4.00
EPSDT Dental Visits	91%	100%	4	4.00
Academic Supports	76%	100%	3	3.00
Provider ECEM Visits	70%	72%	7	5.04
Provider General Contacts	67%	68%	7	4.76
Placements with Siblings	37%	0%	Not Scored	Not Scored
Placements within Legal County	14%	0%	Not Scored	Not Scored
Well-Being Sub-Total			25	20.80

*Performance calculation descriptions can be found in the FY 2018 RBWO PBP Measurements and Standards Guide.

Monitoring & Outcomes: Possible Points = 100	Points Earned = 91.21
Score Before Incentives Credit	91.21%
Incentives Awarded	10.00 pts
PBP Verification	0.00 pts
Total Score	101.21%



DHS, DFCS, Office of Provider Management
Performance-Based Placement Measures
RBWO Provider GA+SCORECARD - CCI



Report Quarter: Q4 FY2018

Provider/Program Name: Methodist Home for Children & Youth, The - STARS Program (753) - CCI

Program Census Information:		# Children in Care During Quarter: 11	# Placements During Quarter: 11	# Children in Care On Last Day: 7
CCI Incentive Credits	Avg Performance All CCIs (Points)	Provider Performance (%)*	Possible Points (Weight)	Provider Points Earned
Early EPSDT Medical Visits		100%	2	2.00
Early EPSDT Dental Visits		100%	2	2.00
Permanency Contacts		None Planned	5	
Additional Academic Supports		100%	2	2.00
Active Agency Accreditation		100%	4	4.00
Staff Clinical Licensure		20%	5	1.00
Behavior Management (threshold = 0)		100%	4	4.00
Incentives Total	7.72		24	15.00
Maximum total combined incentive credit allowed is 10 points.			Incentives Awarded	10.00

*Performance calculation descriptions can be found in the FY 2018 RBWO PBP Measurements and Standards Guide.

Child Protective Services Investigations and Dispositions

The following investigations data, which is not used for scoring but is considered significant to a provider's performance, is from Georgia SHINES and is not considered final or complete until the end of the fiscal year.

Total Reports:	0
Number Screened In:	0
Number Screened Out:	0
Number Substantiated:	0
Number Unsubstantiated:	0
Number Active CPS Investigations:	0



DHS, DFCS, Office of Provider Management

Performance-Based Placement Measures

RBWO Provider GA+SCORECARD - CCI



Report Quarter: Q4 FY2018

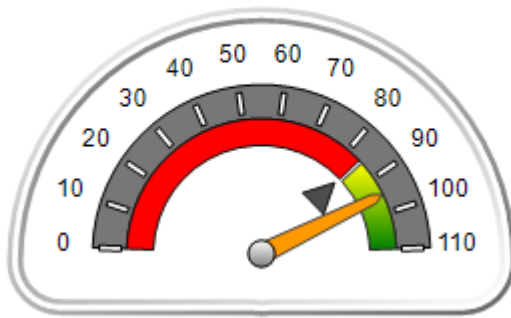
Provider/Program Name: Morningstar Children and Family Services - Residential Program (764) - CCI

One Youth Estate Drive, Brunswick, GA 31525 Phone: 912-267-3700 Vendor ID# 35480	Quarterly Scores (Grades)		Current Quarter Score (Grade)
	Q1: 83.86 (B-)	Q2: 103.31 (A+)	95.02% (A)
	Q3: 101.79 (A+)	Q4: 95.02 (A)	
Program Census Information:	# Children in Care During Quarter: 49	# Placements During Quarter: 49	# Children in Care On Last Day: 44

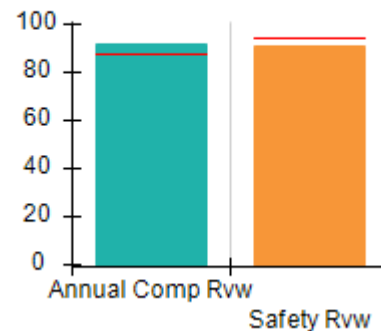
Quarterly Provider Comparisons to All CCIs

▼ — indicates average for all CCIs

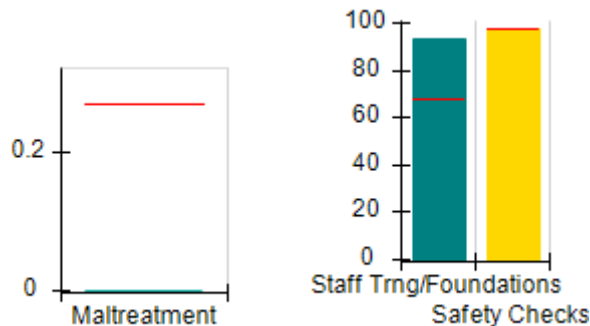
Overall Score (%)



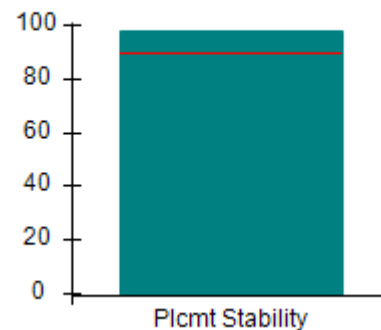
OPM Monitoring Reviews (%)



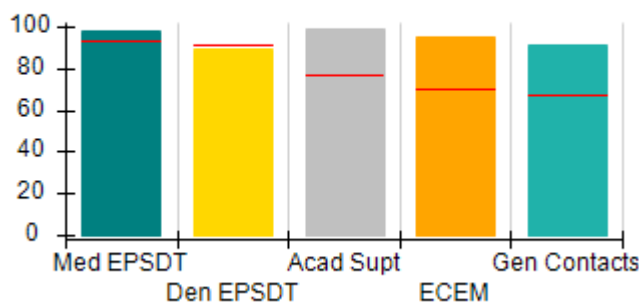
Safety Outcomes (%)



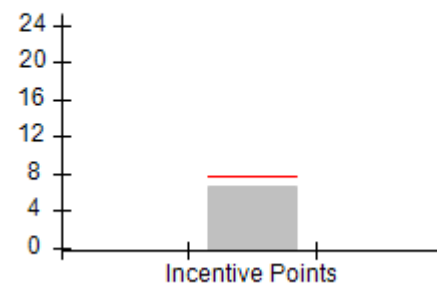
Permanency Outcomes (%)



Well-Being Outcomes (%)



Incentives Earned (Points)





Performance-Based Placement Measures

RBWO Provider GA+SCORECARD - CCI

Report Quarter: Q4 FY2018

Provider/Program Name: Morningstar Children and Family Services - Residential Program (764) - CCI				
One Youth Estate Drive, Brunswick, GA 31525 Phone: 912-267-3700 Vendor ID# 35480		Quarterly Scores (Grades)		Current Quarter Score (Grade)
		Q1: 83.86 (B-)	Q2: 103.31 (A+)	95.02% (A)
		Q3: 101.79 (A+)	Q4: 95.02 (A)	
Program Census Information:		# Children in Care During Quarter: 49	# Placements During Quarter: 49	# Children in Care On Last Day: 44
	Avg Performance All CCIs (%)	Provider Performance (%)*	Possible Points (Weight)	Provider Points Earned
OPM Monitoring Reviews				
Annual Comprehensive Reviews	88%	92%	25	22.98
Safety Reviews	94%	91%	15	13.68
Monitoring Sub-Total			40	36.66
CCI Safety Outcomes				
Incidence of Maltreatment	0.27%	No Substantiated Reports	10	10.00
Staff Training/Foundations	68%	93%	5	4.65
Staff Safety Checks	98%	97%	5	4.85
Safety Sub-Total			20	19.50
CCI Permanency Outcomes				
Placement Stability	90%	98%	15	14.70
Permanency Sub-Total			15	14.70
CCI Well-Being Outcomes				
EPSDT Medical Visits	93%	98%	4	3.92
EPSDT Dental Visits	91%	89%	4	3.56
Academic Supports	76%	99%	3	2.97
Provider ECEM Visits	70%	95%	7	6.65
Provider General Contacts	67%	91%	7	6.37
Placements with Siblings	37%	75%	Not Scored	Not Scored
Placements within Legal County	14%	0%	Not Scored	Not Scored
Well-Being Sub-Total			25	23.47

*Performance calculation descriptions can be found in the FY 2018 RBWO PBP Measurements and Standards Guide.

Monitoring & Outcomes: Possible Points = 100		Points Earned = 94.33	
Score Before Incentives Credit			94.33%
Incentives Awarded			6.69 pts
PBP Verification			-6.00 pts
Total Score			95.02%



DHS, DFCS, Office of Provider Management
Performance-Based Placement Measures
RBWO Provider GA+SCORECARD - CCI



Report Quarter: Q4 FY2018

Provider/Program Name: Morningstar Children and Family Services - Residential Program (764) - CCI

Program Census Information:		# Children in Care During Quarter: 49	# Placements During Quarter: 49	# Children in Care On Last Day: 44
CCI Incentive Credits	Avg Performance All CCIs (Points)	Provider Performance (%)*	Possible Points (Weight)	Provider Points Earned
Early EPSDT Medical Visits		92%	2	1.84
Early EPSDT Dental Visits		73%	2	1.46
Permanency Contacts		27%	5	1.35
Additional Academic Supports		2%	2	0.04
Active Agency Accreditation		50%	4	2.00
Staff Clinical Licensure		0%	5	0.00
Behavior Management (threshold = 0)		0%	4	0.00
Incentives Total	7.72		24	6.69
Maximum total combined incentive credit allowed is 10 points.			Incentives Awarded	6.69

*Performance calculation descriptions can be found in the FY 2018 RBWO PBP Measurements and Standards Guide.

Child Protective Services Investigations and Dispositions

The following investigations data, which is not used for scoring but is considered significant to a provider's performance, is from Georgia SHINES and is not considered final or complete until the end of the fiscal year.

Total Reports:	2
Number Screened In:	1
Number Screened Out:	1
Number Substantiated:	0
Number Unsubstantiated:	1
Number Active CPS Investigations:	0



DHS, DFCS, Office of Provider Management
Performance-Based Placement Measures
RBWO Provider GA+SCORECARD - CCI
Report Quarter: Q4 FY2018



Provider/Program Name: Mountain Top Boys' Home, Inc. - (888) - CCI

65 Mountain Top Way, Sugar Valley, GA 30746

Phone: 706-397-8223

Vendor ID# 35481

Quarterly Scores (Grades)

Q1: 100.85 (A+)

Q2: 100.45 (A+)

Q3: 93.55 (A-)

Q4: 80.25 (B-)

Current Quarter Score (Grade)

80.25%

(B-)

Program Census Information:

Children in Care During
Quarter: 11

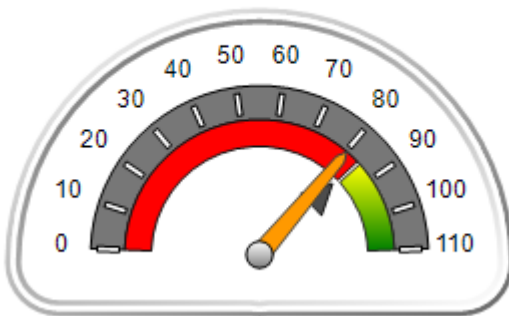
Placements During
Quarter: 11

Children in Care On Last
Day: 10

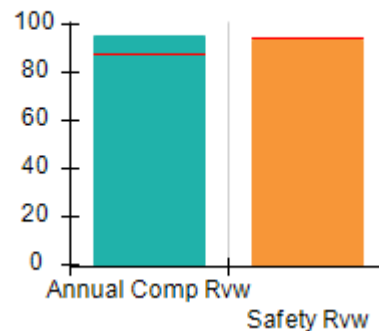
Quarterly Provider Comparisons to All CCIs

▼ indicates average for all CCIs

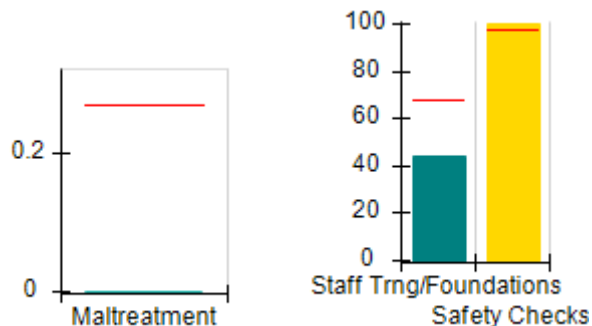
Overall Score (%)



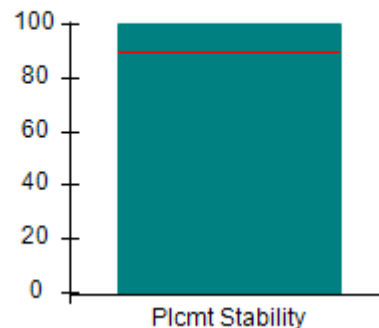
OPM Monitoring Reviews (%)



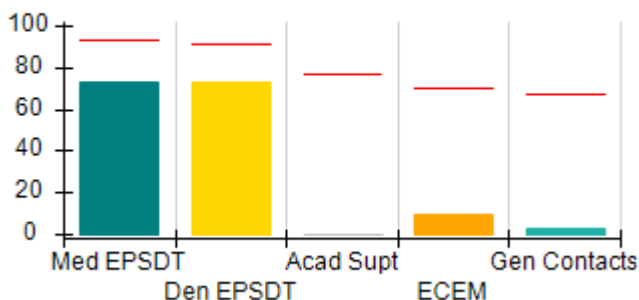
Safety Outcomes (%)



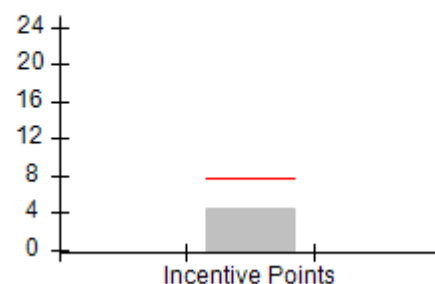
Permanency Outcomes (%)



Well-Being Outcomes (%)



Incentives Earned (Points)





DHS, DFCS, Office of Provider Management
Performance-Based Placement Measures
RBWO Provider GA+SCORECARD - CCI
 Report Quarter: Q4 FY2018



Provider/Program Name: Mountain Top Boys' Home, Inc. - (888) - CCI

65 Mountain Top Way, Sugar Valley, GA 30746 Phone: 706-397-8223 Vendor ID# 35481	Quarterly Scores (Grades)		Current Quarter Score (Grade)
	Q1: 100.85 (A+)	Q2: 100.45 (A+)	80.25% (B-)
	Q3: 93.55 (A-)	Q4: 80.25 (B-)	

Program Census Information:	# Children in Care During Quarter: 11	# Placements During Quarter: 11	# Children in Care On Last Day: 10
-----------------------------	---------------------------------------	---------------------------------	------------------------------------

	Avg Performance All CCIs (%)	Provider Performance (%)*	Possible Points (Weight)	Provider Points Earned
--	------------------------------	---------------------------	--------------------------	------------------------

OPM Monitoring Reviews

Annual Comprehensive Reviews	88%	95%	25	23.73
Safety Reviews	94%	94%	15	14.06
Monitoring Sub-Total			40	37.80

CCI Safety Outcomes

Incidence of Maltreatment	0.27%	No Substantiated Reports	10	10.00
Staff Training/Foundations	68%	44%	5	2.20
Staff Safety Checks	98%	100%	5	5.00
Safety Sub-Total			20	17.20

CCI Permanency Outcomes

Placement Stability	90%	100%	15	15.00
Permanency Sub-Total			15	15.00

CCI Well-Being Outcomes

EPSDT Medical Visits	93%	73%	4	2.92
EPSDT Dental Visits	91%	73%	4	2.92
Academic Supports	76%	0%	3	0.00
Provider ECEM Visits	70%	10%	7	0.70
Provider General Contacts	67%	3%	7	0.21
Placements with Siblings	37%	67%	Not Scored	Not Scored
Placements within Legal County	14%	0%	Not Scored	Not Scored
Well-Being Sub-Total			25	6.75

*Performance calculation descriptions can be found in the FY 2018 RBWO PBP Measurements and Standards Guide.

Monitoring & Outcomes: Possible Points = 100		Points Earned = 76.75	
Score Before Incentives Credit			76.75%
Incentives Awarded			4.50 pts
PBP Verification			-1.00 pts
Total Score			80.25%



DHS, DFCS, Office of Provider Management
Performance-Based Placement Measures
RBWO Provider GA+SCORECARD - CCI
Report Quarter: Q4 FY2018



Provider/Program Name: Mountain Top Boys' Home, Inc. - (888) - CCI

Program Census Information:		# Children in Care During Quarter: 11	# Placements During Quarter: 11	# Children in Care On Last Day: 10
CCI Incentive Credits	Avg Performance All CCIs (Points)	Provider Performance (%)*	Possible Points (Weight)	Provider Points Earned
Early EPSDT Medical Visits		0%	2	0.00
Early EPSDT Dental Visits		25%	2	0.50
Permanency Contacts		0%	5	0.00
Additional Academic Supports		0%	2	0.00
Active Agency Accreditation		0%	4	0.00
Staff Clinical Licensure		0%	5	0.00
Behavior Management (threshold = 0)		100%	4	4.00
Incentives Total	7.72		24	4.50
Maximum total combined incentive credit allowed is 10 points.			Incentives Awarded	4.50

*Performance calculation descriptions can be found in the FY 2018 RBWO PBP Measurements and Standards Guide.

Child Protective Services Investigations and Dispositions

The following investigations data, which is not used for scoring but is considered significant to a provider's performance, is from Georgia SHINES and is not considered final or complete until the end of the fiscal year.

Total Reports:	3	
Number Screened In:	0	
Number Screened Out:	3	
Number Substantiated:	0	
Number Unsubstantiated:	0	
Number Active CPS Investigations:	0	



DHS, DFCS, Office of Provider Management
Performance-Based Placement Measures
RBWO Provider GA+SCORECARD - CCI
Report Quarter: Q4 FY2018



Provider/Program Name: Murphy-Harpst Children's Centers - (770) - CCI

740 Fletcher St., Cedartown, GA 30125

Phone: 770-748-1500

Vendor ID# 35484

Quarterly Scores (Grades)

Q1: 93.28 (A-)

Q2: 101.85 (A+)

Q3: 96.26 (A)

Q4: 90.80 (A-)

Current Quarter Score (Grade)

90.80%

(A-)

Program Census Information:

Children in Care During Quarter: 60

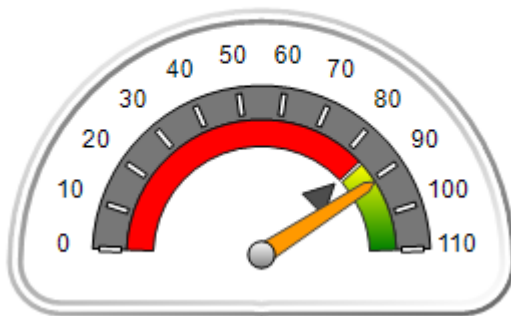
Placements During Quarter: 60

Children in Care On Last Day: 40

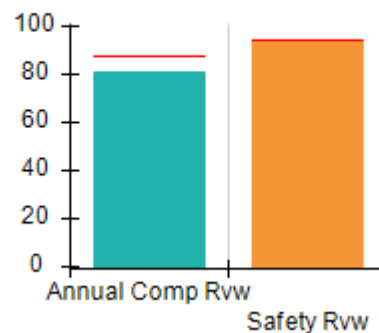
Quarterly Provider Comparisons to All CCIs

▼ — indicates average for all CCIs

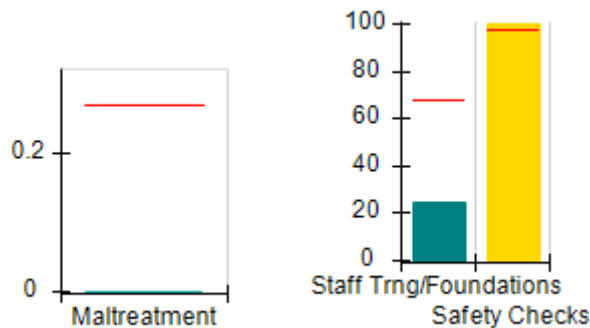
Overall Score (%)



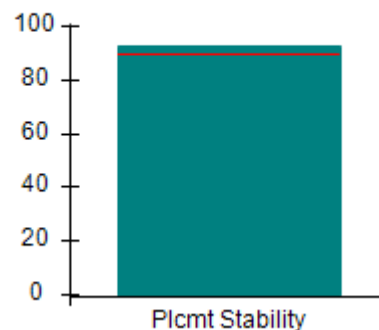
OPM Monitoring Reviews (%)



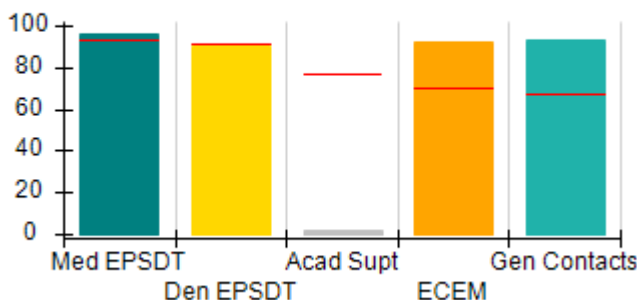
Safety Outcomes (%)



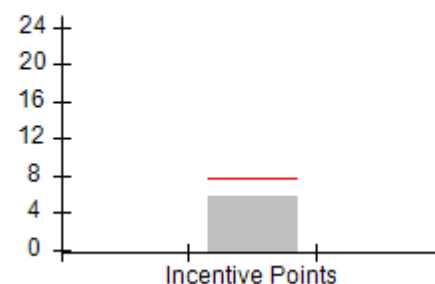
Permanency Outcomes (%)



Well-Being Outcomes (%)



Incentives Earned (Points)





DHS, DFCS, Office of Provider Management
Performance-Based Placement Measures
RBWO Provider GA+SCORECARD - CCI
 Report Quarter: Q4 FY2018



Provider/Program Name: Murphy-Harpst Children's Centers - (770) - CCI

740 Fletcher St., Cedartown, GA 30125 Phone: 770-748-1500 Vendor ID# 35484	Quarterly Scores (Grades)		Current Quarter Score (Grade)
	Q1: 93.28 (A-)	Q2: 101.85 (A+)	90.80% (A-)
	Q3: 96.26 (A)	Q4: 90.80 (A-)	

Program Census Information:	# Children in Care During Quarter: 60	# Placements During Quarter: 60	# Children in Care On Last Day: 40
-----------------------------	---------------------------------------	---------------------------------	------------------------------------

	Avg Performance All CCIs (%)	Provider Performance (%)*	Possible Points (Weight)	Provider Points Earned
--	-------------------------------------	----------------------------------	---------------------------------	-------------------------------

OPM Monitoring Reviews

Annual Comprehensive Reviews	88%	81%	25	20.23
Safety Reviews	94%	94%	15	14.14
Monitoring Sub-Total			40	34.37

CCI Safety Outcomes

Incidence of Maltreatment	0.27%	No Substantiated Reports	10	10.00
Staff Training/Foundations	68%	25%	5	1.25
Staff Safety Checks	98%	100%	5	5.00
Safety Sub-Total			20	16.25

CCI Permanency Outcomes

Placement Stability	90%	93%	15	13.95
Permanency Sub-Total			15	13.95

CCI Well-Being Outcomes

EPSDT Medical Visits	93%	96%	4	3.84
EPSDT Dental Visits	91%	90%	4	3.60
Academic Supports	76%	2%	3	0.06
Provider ECEM Visits	70%	92%	7	6.44
Provider General Contacts	67%	93%	7	6.51
Placements with Siblings	37%	0%	Not Scored	Not Scored
Placements within Legal County	14%	0%	Not Scored	Not Scored
Well-Being Sub-Total			25	20.45

*Performance calculation descriptions can be found in the FY 2018 RBWO PBP Measurements and Standards Guide.

Monitoring & Outcomes: Possible Points = 100	Points Earned = 85.02
Score Before Incentives Credit	85.02%
Incentives Awarded	5.78 pts
PBP Verification	N/A pts
Total Score	90.80%



DHS, DFCS, Office of Provider Management
Performance-Based Placement Measures
RBWO Provider GA+SCORECARD - CCI
Report Quarter: Q4 FY2018



Provider/Program Name: Murphy-Harpst Children's Centers - (770) - CCI

Program Census Information:		# Children in Care During Quarter: 60	# Placements During Quarter: 60	# Children in Care On Last Day: 40
CCI Incentive Credits	Avg Performance All CCIs (Points)	Provider Performance (%)*	Possible Points (Weight)	Provider Points Earned
Early EPSDT Medical Visits		89%	2	1.78
Early EPSDT Dental Visits		75%	2	1.50
Permanency Contacts		10%	5	0.50
Additional Academic Supports		0%	2	0.00
Active Agency Accreditation		50%	4	2.00
Staff Clinical Licensure		0%	5	0.00
Behavior Management (threshold = 0)		0%	4	0.00
Incentives Total	7.72		24	5.78
Maximum total combined incentive credit allowed is 10 points.			Incentives Awarded	5.78

*Performance calculation descriptions can be found in the FY 2018 RBWO PBP Measurements and Standards Guide.

Child Protective Services Investigations and Dispositions

The following investigations data, which is not used for scoring but is considered significant to a provider's performance, is from Georgia SHINES and is not considered final or complete until the end of the fiscal year.

Total Reports:	7	
Number Screened In:	1	
Number Screened Out:	6	
Number Substantiated:	0	
Number Unsubstantiated:	1	
Number Active CPS Investigations:	0	



DHS, DFCS, Office of Provider Management
Performance-Based Placement Measures
RBWO Provider GA+SCORECARD - CCI
Report Quarter: Q4 FY2018



Provider/Program Name: New Mercy, Inc. - (5247) - CCI

2 Braddock Ct., Columbus, GA 31907

Phone: 706-573-8282

Vendor ID# 143033

Quarterly Scores (Grades)

Q1: 00.00 (F)

Q2: 62.33 (D-)

Q3: 90.56 (A-)

Q4: 82.85 (B-)

Current Quarter Score (Grade)

82.85%

(B-)

Program Census Information:

Children in Care During
Quarter: 6

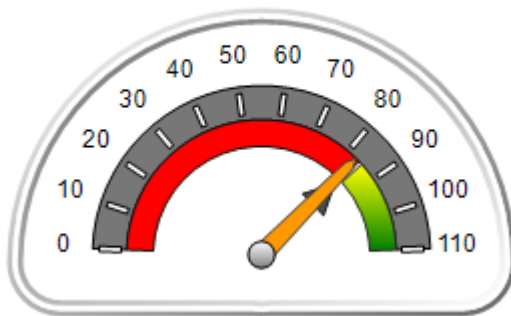
Placements During
Quarter: 6

Children in Care On Last
Day: 1

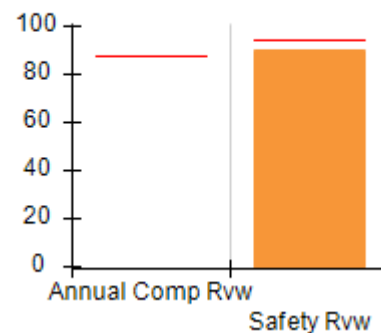
Quarterly Provider Comparisons to All CCIs

▼ indicates average for all CCIs

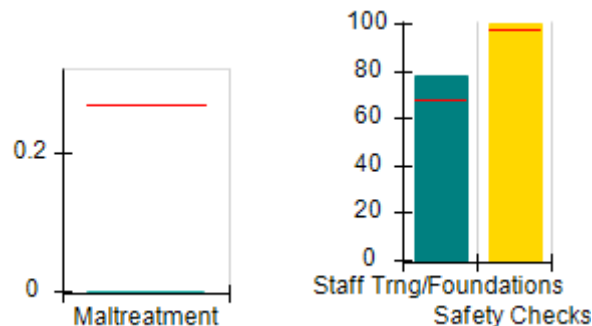
Overall Score (%)



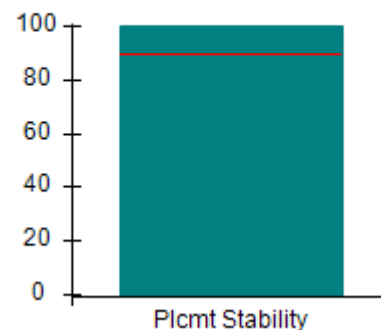
OPM Monitoring Reviews (%)



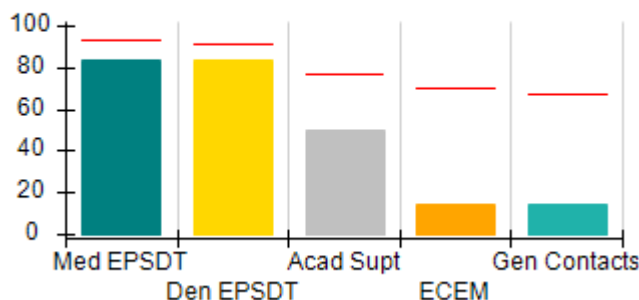
Safety Outcomes (%)



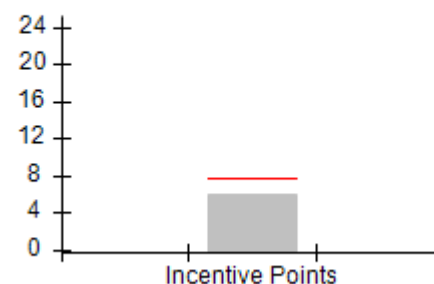
Permanency Outcomes (%)



Well-Being Outcomes (%)



Incentives Earned (Points)





DHS, DFCS, Office of Provider Management
Performance-Based Placement Measures
RBWO Provider GA+SCORECARD - CCI
 Report Quarter: Q4 FY2018



Provider/Program Name: New Mercy, Inc. - (5247) - CCI

2 Braddock Ct., Columbus, GA 31907 Phone: 706-573-8282 Vendor ID# 143033	Quarterly Scores (Grades)		Current Quarter Score (Grade)
	Q1: 00.00 (F)	Q2: 62.33 (D-)	82.85% (B-)
	Q3: 90.56 (A-)	Q4: 82.85 (B-)	

Program Census Information:	# Children in Care During Quarter: 6	# Placements During Quarter: 6	# Children in Care On Last Day: 1
-----------------------------	--------------------------------------	--------------------------------	-----------------------------------

	Avg Performance All CCIs (%)	Provider Performance (%)*	Possible Points (Weight)	Provider Points Earned
--	------------------------------	---------------------------	--------------------------	------------------------

OPM Monitoring Reviews

Annual Comprehensive Reviews	88%	Not Yet Conducted		
Safety Reviews	94%	90%	15	13.50
Monitoring Sub-Total			15	13.50

CCI Safety Outcomes

Incidence of Maltreatment	0.27%	No Substantiated Reports	10	10.00
Staff Training/Foundations	68%	78%	5	3.90
Staff Safety Checks	98%	100%	5	5.00
Safety Sub-Total			20	18.90

CCI Permanency Outcomes

Placement Stability	90%	100%	15	15.00
Permanency Sub-Total			15	15.00

CCI Well-Being Outcomes

EPSDT Medical Visits	93%	83%	4	3.32
EPSDT Dental Visits	91%	83%	4	3.32
Academic Supports	76%	50%	3	1.50
Provider ECEM Visits	70%	15%	7	1.05
Provider General Contacts	67%	15%	7	1.05
Placements with Siblings	37%	0%	Not Scored	Not Scored
Placements within Legal County	14%	0%	Not Scored	Not Scored
Well-Being Sub-Total			25	10.24

*Performance calculation descriptions can be found in the FY 2018 RBWO PBP Measurements and Standards Guide.

Monitoring & Outcomes: Possible Points = 75	Points Earned = 57.64
Score Before Incentives Credit	76.85%
Incentives Awarded	6.00 pts
PBP Verification	N/A pts
Total Score	82.85%



DHS, DFCS, Office of Provider Management
Performance-Based Placement Measures
RBWO Provider GA+SCORECARD - CCI
Report Quarter: Q4 FY2018



Provider/Program Name: New Mercy, Inc. - (5247) - CCI

Program Census Information:		# Children in Care During Quarter: 6	# Placements During Quarter: 6	# Children in Care On Last Day: 1
CCI Incentive Credits	Avg Performance All CCIs (Points)	Provider Performance (%)*	Possible Points (Weight)	Provider Points Earned
Early EPSDT Medical Visits		0%	2	0.00
Early EPSDT Dental Visits		50%	2	1.00
Permanency Contacts		0%	5	0.00
Additional Academic Supports		50%	2	1.00
Active Agency Accreditation		0%	4	0.00
Staff Clinical Licensure		0%	5	0.00
Behavior Management (threshold = 0)		100%	4	4.00
Incentives Total	7.72		24	6.00
Maximum total combined incentive credit allowed is 10 points.			Incentives Awarded	6.00

*Performance calculation descriptions can be found in the FY 2018 RBWO PBP Measurements and Standards Guide.

Child Protective Services Investigations and Dispositions

The following investigations data, which is not used for scoring but is considered significant to a provider's performance, is from Georgia SHINES and is not considered final or complete until the end of the fiscal year.

Total Reports:	0	
Number Screened In:	0	
Number Screened Out:	0	
Number Substantiated:	0	
Number Unsubstantiated:	0	
Number Active CPS Investigations:	0	



DHS, DFCS, Office of Provider Management
Performance-Based Placement Measures
RBWO Provider GA+SCORECARD - CCI
Report Quarter: Q4 FY2018



Provider/Program Name: North Georgia Angel House - (925) - CCI

2260 Sam Nelson Road, Canton, GA 30114

Phone: 770 479-9555

Vendor ID# 35513

Quarterly Scores (Grades)

Q1: 104.02 (A+)

Q2: 104.03 (A+)

Q3: 105.20 (A+)

Q4: 104.26 (A+)

Current Quarter Score (Grade)

104.26%

(A+)

Program Census Information:

Children in Care During Quarter: 19

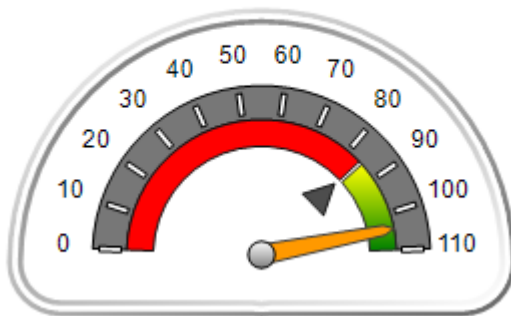
Placements During Quarter: 19

Children in Care On Last Day: 10

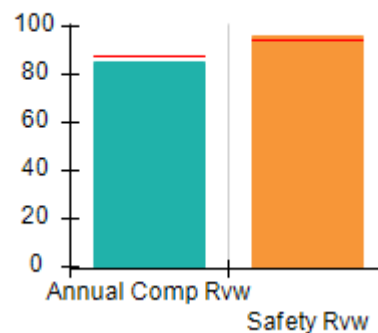
Quarterly Provider Comparisons to All CCIs

▼ — indicates average for all CCIs

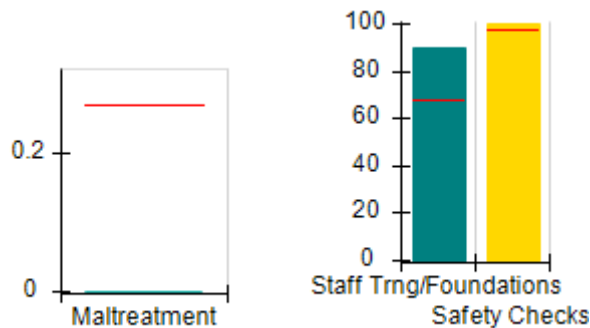
Overall Score (%)



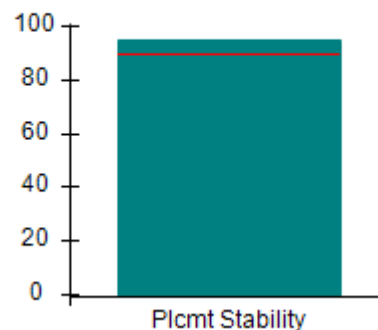
OPM Monitoring Reviews (%)



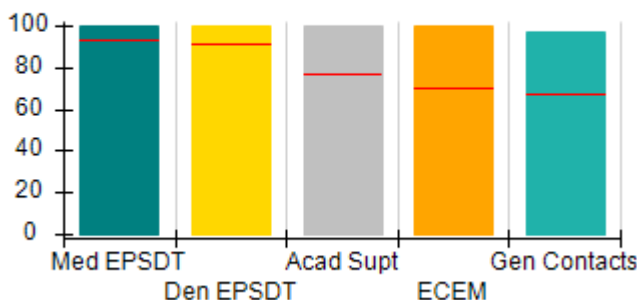
Safety Outcomes (%)



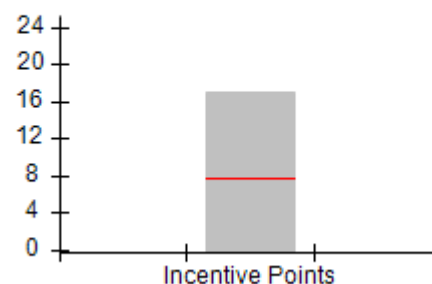
Permanency Outcomes (%)



Well-Being Outcomes (%)



Incentives Earned (Points)





DHS, DFCS, Office of Provider Management
Performance-Based Placement Measures
RBWO Provider GA+SCORECARD - CCI
 Report Quarter: Q4 FY2018



Provider/Program Name: North Georgia Angel House - (925) - CCI

2260 Sam Nelson Road, Canton, GA 30114 Phone: 770 479-9555 Vendor ID# 35513	Quarterly Scores (Grades)		Current Quarter Score (Grade)
	Q1: 104.02 (A+)	Q2: 104.03 (A+)	104.26% (A+)
	Q3: 105.20 (A+)	Q4: 104.26 (A+)	

Program Census Information:	# Children in Care During Quarter: 19	# Placements During Quarter: 19	# Children in Care On Last Day: 10
-----------------------------	---------------------------------------	---------------------------------	------------------------------------

	Avg Performance All CCIs (%)	Provider Performance (%)*	Possible Points (Weight)	Provider Points Earned
--	------------------------------	---------------------------	--------------------------	------------------------

OPM Monitoring Reviews

Annual Comprehensive Reviews	88%	85%	25	21.37
Safety Reviews	94%	96%	15	14.35
Monitoring Sub-Total			40	35.72

CCI Safety Outcomes

Incidence of Maltreatment	0.27%	No Substantiated Reports	10	10.00
Staff Training/Foundations	68%	90%	5	4.50
Staff Safety Checks	98%	100%	5	5.00
Safety Sub-Total			20	19.50

CCI Permanency Outcomes

Placement Stability	90%	95%	15	14.25
Permanency Sub-Total			15	14.25

CCI Well-Being Outcomes

EPSDT Medical Visits	93%	100%	4	4.00
EPSDT Dental Visits	91%	100%	4	4.00
Academic Supports	76%	100%	3	3.00
Provider ECEM Visits	70%	100%	7	7.00
Provider General Contacts	67%	97%	7	6.79
Placements with Siblings	37%	0%	Not Scored	Not Scored
Placements within Legal County	14%	25%	Not Scored	Not Scored
Well-Being Sub-Total			25	24.79

*Performance calculation descriptions can be found in the FY 2018 RBWO PBP Measurements and Standards Guide.

Monitoring & Outcomes: Possible Points = 100	Points Earned = 94.26
Score Before Incentives Credit	94.26%
Incentives Awarded	10.00 pts
PBP Verification	N/A pts
Total Score	104.26%



DHS, DFCS, Office of Provider Management
Performance-Based Placement Measures
RBWO Provider GA+SCORECARD - CCI
Report Quarter: Q4 FY2018



Provider/Program Name: North Georgia Angel House - (925) - CCI

Program Census Information:		# Children in Care During Quarter: 19	# Placements During Quarter: 19	# Children in Care On Last Day: 10
CCI Incentive Credits	Avg Performance All CCIs (Points)	Provider Performance (%)*	Possible Points (Weight)	Provider Points Earned
Early EPSDT Medical Visits		100%	2	2.00
Early EPSDT Dental Visits		100%	2	2.00
Permanency Contacts		100%	5	5.00
Additional Academic Supports		100%	2	2.00
Active Agency Accreditation		50%	4	2.00
Staff Clinical Licensure		0%	5	0.00
Behavior Management (threshold = 0)		100%	4	4.00
Incentives Total	7.72		24	17.00
Maximum total combined incentive credit allowed is 10 points.			Incentives Awarded	10.00

*Performance calculation descriptions can be found in the FY 2018 RBWO PBP Measurements and Standards Guide.

Child Protective Services Investigations and Dispositions

The following investigations data, which is not used for scoring but is considered significant to a provider's performance, is from Georgia SHINES and is not considered final or complete until the end of the fiscal year.

Total Reports:	0	
Number Screened In:	0	
Number Screened Out:	0	
Number Substantiated:	0	
Number Unsubstantiated:	0	
Number Active CPS Investigations:	0	



DHS, DFCS, Office of Provider Management
Performance-Based Placement Measures
RBWO Provider GA+SCORECARD - CCI
Report Quarter: Q4 FY2018



Provider/Program Name: Northwest Georgia Girls Home - (779) - CCI

508 Chattanooga Ave., Dalton, GA 30722

Phone: 706-226-4862

Vendor ID# 35516

Quarterly Scores (Grades)

Q1: 98.78 (A+)

Q2: 101.37 (A+)

Q3: 102.31 (A+)

Q4: 85.25 (B)

Current Quarter Score (Grade)

85.25%

(B)

Program Census Information:

Children in Care During
Quarter: 8

Placements During
Quarter: 8

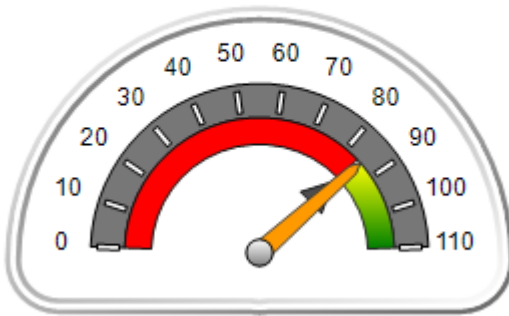
Children in Care On Last
Day: 6

Quarterly Provider Comparisons to All CCIs

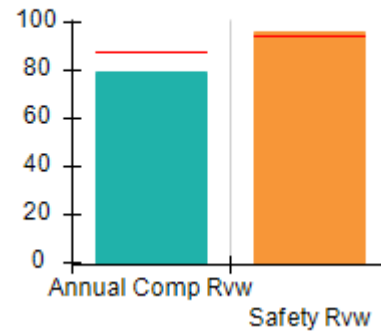


indicates average for all CCIs

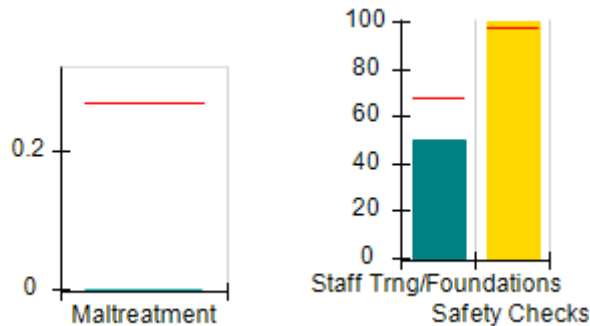
Overall Score (%)



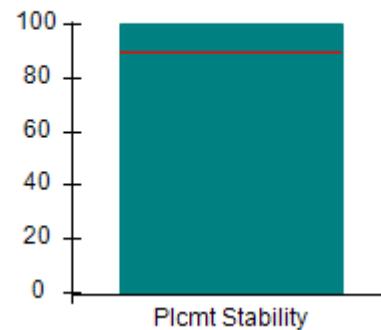
OPM Monitoring Reviews (%)



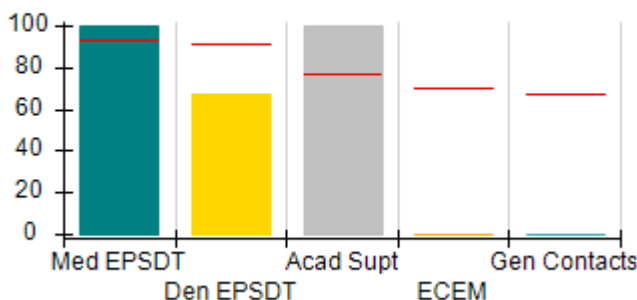
Safety Outcomes (%)



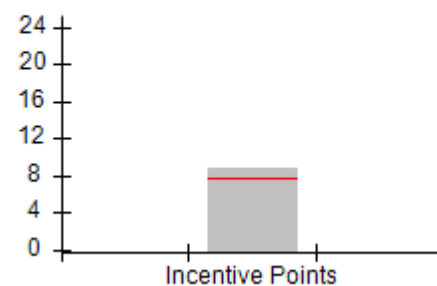
Permanency Outcomes (%)



Well-Being Outcomes (%)



Incentives Earned (Points)





DHS, DFCS, Office of Provider Management
Performance-Based Placement Measures
RBWO Provider GA+SCORECARD - CCI
 Report Quarter: Q4 FY2018



Provider/Program Name: Northwest Georgia Girls Home - (779) - CCI

508 Chattanooga Ave., Dalton, GA 30722 Phone: 706-226-4862 Vendor ID# 35516	Quarterly Scores (Grades)		Current Quarter Score (Grade)
	Q1: 98.78 (A+)	Q2: 101.37 (A+)	85.25% (B)
	Q3: 102.31 (A+)	Q4: 85.25 (B)	

Program Census Information:	# Children in Care During Quarter: 8	# Placements During Quarter: 8	# Children in Care On Last Day: 6
-----------------------------	--------------------------------------	--------------------------------	-----------------------------------

	Avg Performance All CCIs (%)	Provider Performance (%)*	Possible Points (Weight)	Provider Points Earned
--	-------------------------------------	----------------------------------	---------------------------------	-------------------------------

OPM Monitoring Reviews

Annual Comprehensive Reviews	88%	80%	25	19.90
Safety Reviews	94%	96%	15	14.38
Monitoring Sub-Total			40	34.27

CCI Safety Outcomes

Incidence of Maltreatment	0.27%	No Substantiated Reports	10	10.00
Staff Training/Foundations	68%	50%	5	2.50
Staff Safety Checks	98%	100%	5	5.00
Safety Sub-Total			20	17.50

CCI Permanency Outcomes

Placement Stability	90%	100%	15	15.00
Permanency Sub-Total			15	15.00

CCI Well-Being Outcomes

EPSDT Medical Visits	93%	100%	4	4.00
EPSDT Dental Visits	91%	67%	4	2.68
Academic Supports	76%	100%	3	3.00
Provider ECEM Visits	70%	0%	7	0.00
Provider General Contacts	67%	0%	7	0.00
Placements with Siblings	37%	0%	Not Scored	Not Scored
Placements within Legal County	14%	50%	Not Scored	Not Scored
Well-Being Sub-Total			25	9.68

*Performance calculation descriptions can be found in the FY 2018 RBWO PBP Measurements and Standards Guide.

Monitoring & Outcomes: Possible Points = 100	Points Earned = 76.45
Score Before Incentives Credit	76.45%
Incentives Awarded	8.80 pts
PBP Verification	N/A pts
Total Score	85.25%



DHS, DFCS, Office of Provider Management
Performance-Based Placement Measures
RBWO Provider GA+SCORECARD - CCI
Report Quarter: Q4 FY2018



Provider/Program Name: Northwest Georgia Girls Home - (779) - CCI

Program Census Information:		# Children in Care During Quarter: 8	# Placements During Quarter: 8	# Children in Care On Last Day: 6
CCI Incentive Credits	Avg Performance All CCIs (Points)	Provider Performance (%)*	Possible Points (Weight)	Provider Points Earned
Early EPSDT Medical Visits		100%	2	2.00
Early EPSDT Dental Visits		50%	2	1.00
Permanency Contacts		0%	5	0.00
Additional Academic Supports		90%	2	1.80
Active Agency Accreditation		0%	4	0.00
Staff Clinical Licensure		0%	5	0.00
Behavior Management (threshold = 0)		100%	4	4.00
Incentives Total	7.72		24	8.80
Maximum total combined incentive credit allowed is 10 points.			Incentives Awarded	8.80

*Performance calculation descriptions can be found in the FY 2018 RBWO PBP Measurements and Standards Guide.

Child Protective Services Investigations and Dispositions

The following investigations data, which is not used for scoring but is considered significant to a provider's performance, is from Georgia SHINES and is not considered final or complete until the end of the fiscal year.

Total Reports:	0	
Number Screened In:	0	
Number Screened Out:	0	
Number Substantiated:	0	
Number Unsubstantiated:	0	
Number Active CPS Investigations:	0	



DHS, DFCS, Office of Provider Management
Performance-Based Placement Measures
RBWO Provider GA+SCORECARD - CCI
Report Quarter: Q4 FY2018



Provider/Program Name: Open Arms - Bridge I - Miller Rd. (787) - CCI

162 Miller Rd., Leesburg, GA 31763

Phone: 229-431-1121

Vendor ID# 35530

Quarterly Scores (Grades)

Q1: 98.15 (A+)

Q2: 100.72 (A+)

Q3: 104.10 (A+)

Q4: 73.01 (C-)

Current Quarter Score (Grade)

73.01%

(C-)

Program Census Information:

Children in Care During Quarter: 5

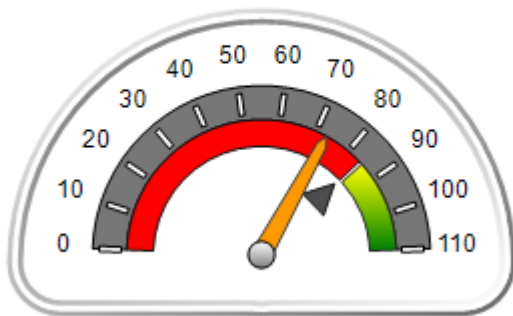
Placements During Quarter: 5

Children in Care On Last Day: 4

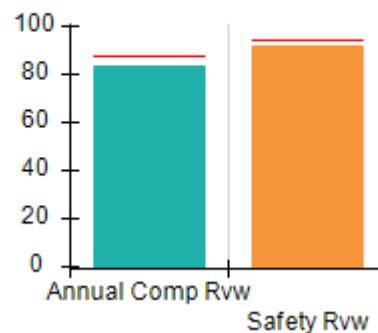
Quarterly Provider Comparisons to All CCIs

▼ — indicates average for all CCIs

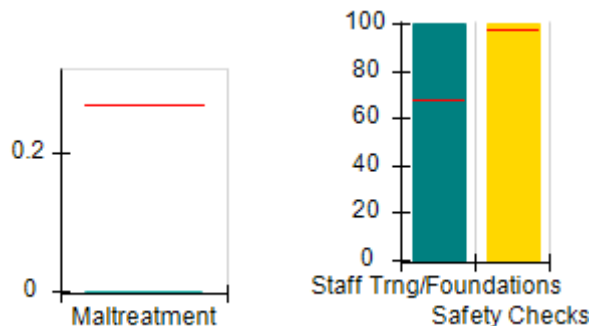
Overall Score (%)



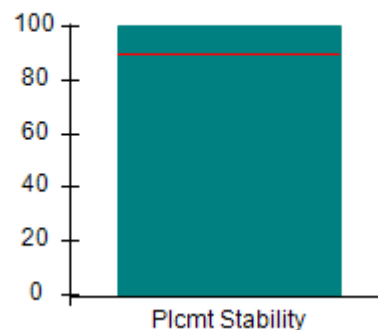
OPM Monitoring Reviews (%)



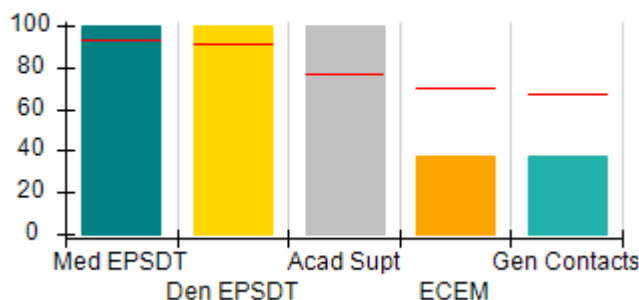
Safety Outcomes (%)



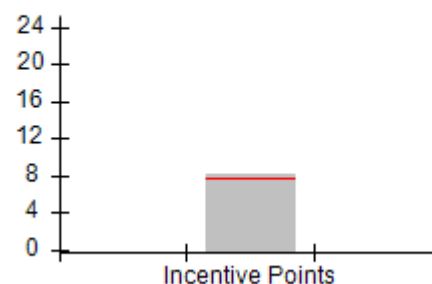
Permanency Outcomes (%)



Well-Being Outcomes (%)



Incentives Earned (Points)





DHS, DFCS, Office of Provider Management
Performance-Based Placement Measures
RBWO Provider GA+SCORECARD - CCI
Report Quarter: Q4 FY2018



Provider/Program Name: Open Arms - Bridge I - Miller Rd. (787) - CCI				
162 Miller Rd., Leesburg, GA 31763 Phone: 229-431-1121 Vendor ID# 35530		Quarterly Scores (Grades)		Current Quarter Score (Grade)
		Q1: 98.15 (A+)	Q2: 100.72 (A+)	73.01% (C-)
		Q3: 104.10 (A+)	Q4: 73.01 (C-)	
Program Census Information:		# Children in Care During Quarter: 5	# Placements During Quarter: 5	# Children in Care On Last Day: 4
	Avg Performance All CCIs (%)	Provider Performance (%)*	Possible Points (Weight)	Provider Points Earned
OPM Monitoring Reviews				
Annual Comprehensive Reviews	88%	83%	25	20.83
Safety Reviews	94%	92%	15	13.78
Monitoring Sub-Total			40	34.61
CCI Safety Outcomes				
Incidence of Maltreatment	0.27%	No Substantiated Reports	10	10.00
Staff Training/Foundations	68%	100%	5	5.00
Staff Safety Checks	98%	100%	5	5.00
Safety Sub-Total			20	20.00
CCI Permanency Outcomes				
Placement Stability	90%	100%	15	15.00
Permanency Sub-Total			15	15.00
CCI Well-Being Outcomes				
EPSDT Medical Visits	93%	100%	4	4.00
EPSDT Dental Visits	91%	100%	4	4.00
Academic Supports	76%	100%	3	3.00
Provider ECEM Visits	70%	38%	7	2.66
Provider General Contacts	67%	38%	7	2.66
Placements with Siblings	37%	75%	Not Scored	Not Scored
Placements within Legal County	14%	Not Eligible	Not Scored	Not Scored
Well-Being Sub-Total			25	16.32
*Performance calculation descriptions can be found in the FY 2018 RBWO PBP Measurements and Standards Guide.				

Monitoring & Outcomes: Possible Points = 100	Points Earned = 85.93
Score Before Incentives Credit	85.93%
Incentives Awarded	8.08 pts
PBP Verification	-21.00 pts
Total Score	73.01%



DHS, DFCS, Office of Provider Management
Performance-Based Placement Measures
RBWO Provider GA+SCORECARD - CCI
Report Quarter: Q4 FY2018



Provider/Program Name: Open Arms - Bridge I - Miller Rd. (787) - CCI

Program Census Information:		# Children in Care During Quarter: 5	# Placements During Quarter: 5	# Children in Care On Last Day: 4
CCI Incentive Credits	Avg Performance All CCIs (Points)	Provider Performance (%)*	Possible Points (Weight)	Provider Points Earned
Early EPSDT Medical Visits		Not Eligible	2	
Early EPSDT Dental Visits		100%	2	2.00
Permanency Contacts		20%	5	1.00
Additional Academic Supports		54%	2	1.08
Active Agency Accreditation		0%	4	0.00
Staff Clinical Licensure		0%	5	0.00
Behavior Management (threshold = 0)		100%	4	4.00
Incentives Total	7.72		24	8.08
Maximum total combined incentive credit allowed is 10 points.			Incentives Awarded	8.08

*Performance calculation descriptions can be found in the FY 2018 RBWO PBP Measurements and Standards Guide.

Child Protective Services Investigations and Dispositions

The following investigations data, which is not used for scoring but is considered significant to a provider's performance, is from Georgia SHINES and is not considered final or complete until the end of the fiscal year.

Total Reports:	0	
Number Screened In:	0	
Number Screened Out:	0	
Number Substantiated:	0	
Number Unsubstantiated:	0	
Number Active CPS Investigations:	0	



DHS, DFCS, Office of Provider Management

Performance-Based Placement Measures

RBWO Provider GA+SCORECARD - CCI



Report Quarter: Q4 FY2018

Provider/Program Name: Open Arms Children's Network - dba Ordered Steps Home for Girls (4320) - CCI

896 Bryant Still Road, Brooklet, GA 30415

Phone: 912-842-5428

Vendor ID# 80481

Quarterly Scores (Grades)

Current Quarter Score (Grade)

Q1: 99.85 (A+)

Q2: 104.84 (A+)

99.74%

Q3: 106.15 (A+)

Q4: 99.74 (A+)

(A+)

Program Census Information:

Children in Care During Quarter: 6

Placements During Quarter: 6

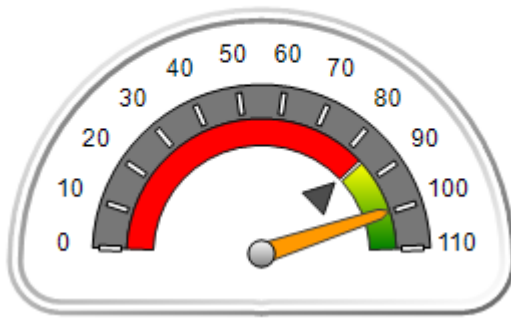
Children in Care On Last Day: 6

Quarterly Provider Comparisons to All CCIs

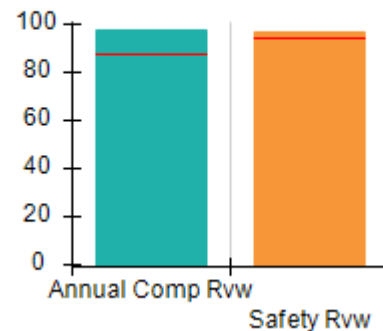


indicates average for all CCIs

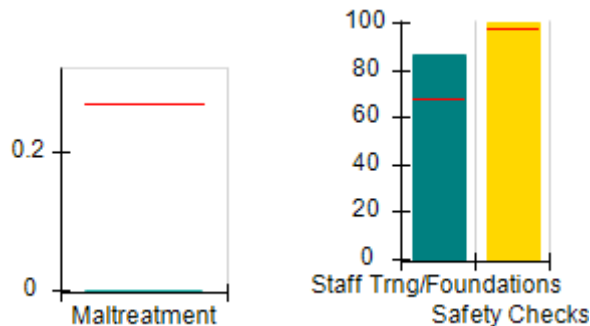
Overall Score (%)



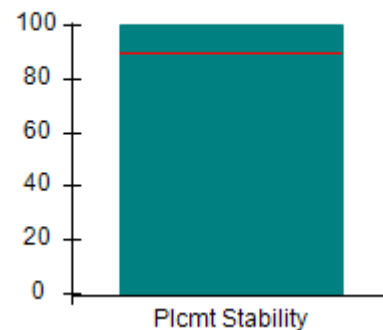
OPM Monitoring Reviews (%)



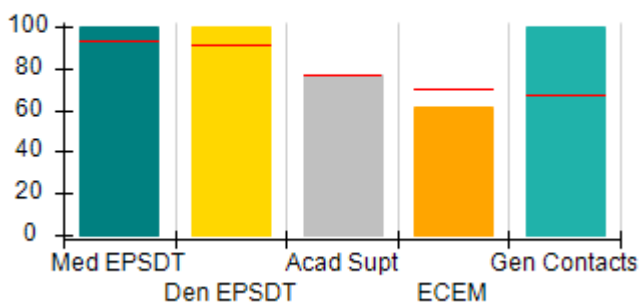
Safety Outcomes (%)



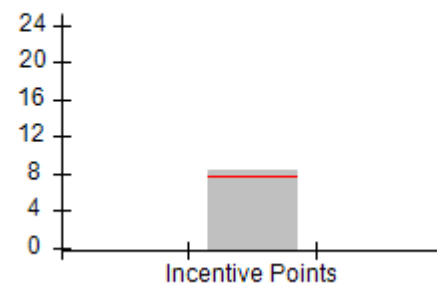
Permanency Outcomes (%)



Well-Being Outcomes (%)



Incentives Earned (Points)





Performance-Based Placement Measures

RBWO Provider GA+SCORECARD - CCI

Report Quarter: Q4 FY2018

Provider/Program Name: Open Arms Children's Network - dba Ordered Steps Home for Girls (4320) - CCI

896 Bryant Still Road, Brooklet, GA 30415 Phone: 912-842-5428 Vendor ID# 80481	Quarterly Scores (Grades)		Current Quarter Score (Grade)
	Q1: 99.85 (A+)	Q2: 104.84 (A+)	99.74%
	Q3: 106.15 (A+)	Q4: 99.74 (A+)	(A+)

Program Census Information:	# Children in Care During Quarter: 6	# Placements During Quarter: 6	# Children in Care On Last Day: 6
-----------------------------	--------------------------------------	--------------------------------	-----------------------------------

	Avg Performance All CCIs (%)	Provider Performance (%)*	Possible Points (Weight)	Provider Points Earned
--	------------------------------	---------------------------	--------------------------	------------------------

OPM Monitoring Reviews

Annual Comprehensive Reviews	88%	98%	25	24.50
Safety Reviews	94%	97%	15	14.56
Monitoring Sub-Total			40	39.06

CCI Safety Outcomes

Incidence of Maltreatment	0.27%	No Substantiated Reports	10	10.00
Staff Training/Foundations	68%	86%	5	4.30
Staff Safety Checks	98%	100%	5	5.00
Safety Sub-Total			20	19.30

CCI Permanency Outcomes

Placement Stability	90%	100%	15	15.00
Permanency Sub-Total			15	15.00

CCI Well-Being Outcomes

EPSDT Medical Visits	93%	100%	4	4.00
EPSDT Dental Visits	91%	100%	4	4.00
Academic Supports	76%	77%	3	2.31
Provider ECEM Visits	70%	61%	7	4.27
Provider General Contacts	67%	100%	7	7.00
Placements with Siblings	37%	0%	Not Scored	Not Scored
Placements within Legal County	14%	Not Eligible	Not Scored	Not Scored
Well-Being Sub-Total			25	21.58

*Performance calculation descriptions can be found in the FY 2018 RBWO PBP Measurements and Standards Guide.

Monitoring & Outcomes: Possible Points = 100	Points Earned = 94.94
Score Before Incentives Credit	94.94%
Incentives Awarded	8.30 pts
PBP Verification	-3.50 pts
Total Score	99.74%



DHS, DFCS, Office of Provider Management
Performance-Based Placement Measures
RBWO Provider GA+SCORECARD - CCI



Report Quarter: Q4 FY2018

Provider/Program Name: Open Arms Children's Network - dba Ordered Steps Home for Girls (4320) - CCI

Program Census Information:		# Children in Care During Quarter: 6	# Placements During Quarter: 6	# Children in Care On Last Day: 6
CCI Incentive Credits	Avg Performance All CCIs (Points)	Provider Performance (%)*	Possible Points (Weight)	Provider Points Earned
Early EPSDT Medical Visits		100%	2	2.00
Early EPSDT Dental Visits		100%	2	2.00
Permanency Contacts		0%	5	0.00
Additional Academic Supports		15%	2	0.30
Active Agency Accreditation		0%	4	0.00
Staff Clinical Licensure		0%	5	0.00
Behavior Management (threshold = 0)		100%	4	4.00
Incentives Total	7.72		24	8.30
Maximum total combined incentive credit allowed is 10 points.			Incentives Awarded	8.30

*Performance calculation descriptions can be found in the FY 2018 RBWO PBP Measurements and Standards Guide.

Child Protective Services Investigations and Dispositions

The following investigations data, which is not used for scoring but is considered significant to a provider's performance, is from Georgia SHINES and is not considered final or complete until the end of the fiscal year.

Total Reports:	0
Number Screened In:	0
Number Screened Out:	0
Number Substantiated:	0
Number Unsubstantiated:	0
Number Active CPS Investigations:	0



DHS, DFCS, Office of Provider Management
Performance-Based Placement Measures
RBWO Provider GA+SCORECARD - CCI
Report Quarter: Q4 FY2018



Provider/Program Name: Open Arms Group Home - (5332) - CCI

4474 Lindsey Drive, Powder Springs, GA 30127

Phone: 678-504-5653

Vendor ID# 72221

Quarterly Scores (Grades)

Q1: (N/A)

Q2: (N/A)

Q3: 52.90 (F)

Q4: 63.00 (D-)

Current Quarter Score (Grade)

63.00%

(D-)

Program Census Information:

Children in Care During
Quarter: 6

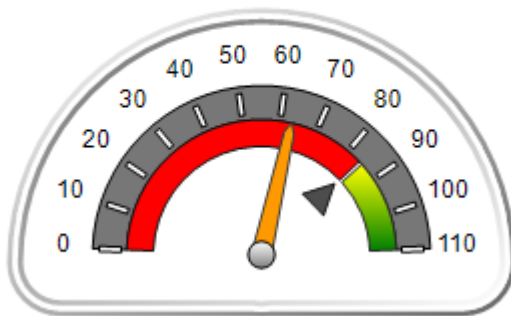
Placements During
Quarter: 6

Children in Care On Last
Day: 6

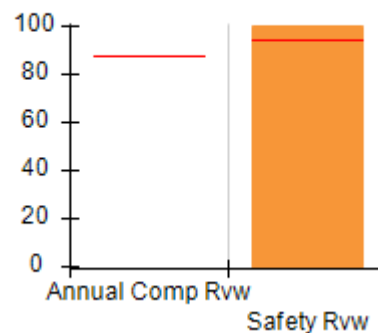
Quarterly Provider Comparisons to All CCIs

▼ indicates average for all CCIs

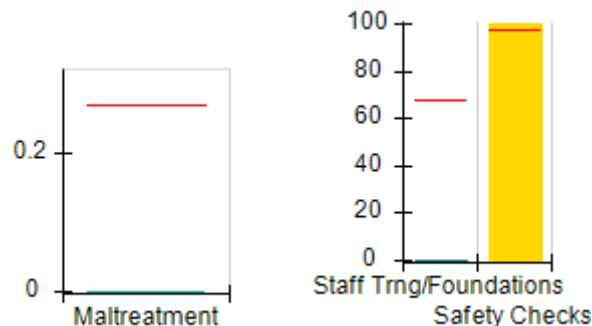
Overall Score (%)



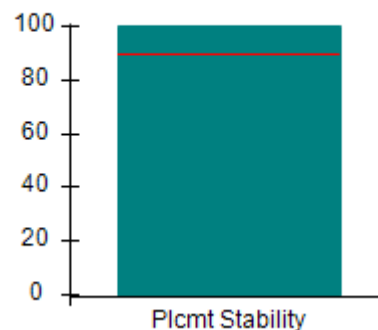
OPM Monitoring Reviews (%)



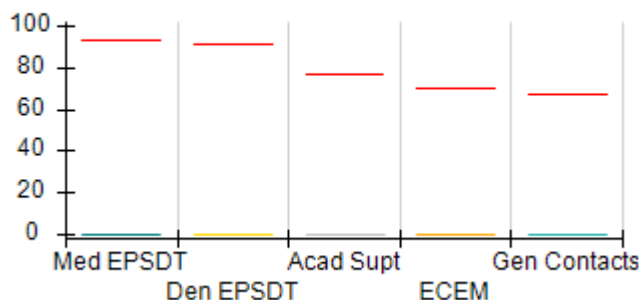
Safety Outcomes (%)



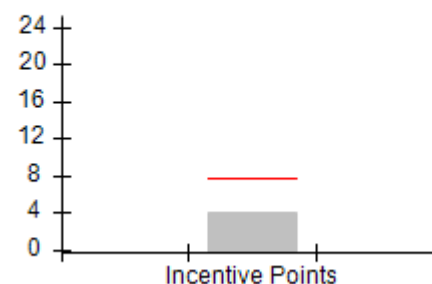
Permanency Outcomes (%)



Well-Being Outcomes (%)



Incentives Earned (Points)





DHS, DFCS, Office of Provider Management
Performance-Based Placement Measures
RBWO Provider GA+SCORECARD - CCI
 Report Quarter: Q4 FY2018



Provider/Program Name: Open Arms Group Home - (5332) - CCI

4474 Lindsey Drive, Powder Springs, GA 30127 Phone: 678-504-5653 Vendor ID# 72221	Quarterly Scores (Grades)		Current Quarter Score (Grade)
	Q1: (N/A)	Q2: (N/A)	63.00% (D-)
	Q3: 52.90 (F)	Q4: 63.00 (D-)	

Program Census Information:	# Children in Care During Quarter: 6	# Placements During Quarter: 6	# Children in Care On Last Day: 6
-----------------------------	--------------------------------------	--------------------------------	-----------------------------------

	Avg Performance All CCIs (%)	Provider Performance (%)*	Possible Points (Weight)	Provider Points Earned
--	------------------------------	---------------------------	--------------------------	------------------------

OPM Monitoring Reviews

Annual Comprehensive Reviews	88%	Not Yet Conducted		
Safety Reviews	94%	100%	15	15.00
Monitoring Sub-Total			15	15.00

CCI Safety Outcomes

Incidence of Maltreatment	0.27%	No Substantiated Reports	10	10.00
Staff Training/Foundations	68%	0%	5	0.00
Staff Safety Checks	98%	100%	5	5.00
Safety Sub-Total			20	15.00

CCI Permanency Outcomes

Placement Stability	90%	100%	15	15.00
Permanency Sub-Total			15	15.00

CCI Well-Being Outcomes

EPSDT Medical Visits	93%	0%	4	0.00
EPSDT Dental Visits	91%	0%	4	0.00
Academic Supports	76%	0%	3	0.00
Provider ECEM Visits	70%	0%	7	0.00
Provider General Contacts	67%	0%	7	0.00
Placements with Siblings	37%	Not Eligible	Not Scored	Not Scored
Placements within Legal County	14%	Not Eligible	Not Scored	Not Scored
Well-Being Sub-Total			25	0.00

*Performance calculation descriptions can be found in the FY 2018 RBWO PBP Measurements and Standards Guide.

Monitoring & Outcomes: Possible Points = 75	Points Earned = 45.00
Score Before Incentives Credit	60.00%
Incentives Awarded	4.00 pts
PBP Verification	-1.00 pts
Total Score	63.00%



DHS, DFCS, Office of Provider Management
Performance-Based Placement Measures
RBWO Provider GA+SCORECARD - CCI
Report Quarter: Q4 FY2018



Provider/Program Name: Open Arms Group Home - (5332) - CCI

Program Census Information:		# Children in Care During Quarter: 6	# Placements During Quarter: 6	# Children in Care On Last Day: 6
CCI Incentive Credits	Avg Performance All CCIs (Points)	Provider Performance (%)*	Possible Points (Weight)	Provider Points Earned
Early EPSDT Medical Visits		0%	2	0.00
Early EPSDT Dental Visits		0%	2	0.00
Permanency Contacts		0%	5	0.00
Additional Academic Supports		0%	2	0.00
Active Agency Accreditation		0%	4	0.00
Staff Clinical Licensure		0%	5	0.00
Behavior Management (threshold = 0)		100%	4	4.00
Incentives Total	7.72		24	4.00
Maximum total combined incentive credit allowed is 10 points.			Incentives Awarded	4.00

*Performance calculation descriptions can be found in the FY 2018 RBWO PBP Measurements and Standards Guide.

Child Protective Services Investigations and Dispositions

The following investigations data, which is not used for scoring but is considered significant to a provider's performance, is from Georgia SHINES and is not considered final or complete until the end of the fiscal year.

Total Reports:	0	
Number Screened In:	0	
Number Screened Out:	0	
Number Substantiated:	0	
Number Unsubstantiated:	0	
Number Active CPS Investigations:	0	



DHS, DFCS, Office of Provider Management
Performance-Based Placement Measures
RBWO Provider GA+SCORECARD - CCI
Report Quarter: Q4 FY2018



Provider/Program Name: Open Arms of Blue Ridge, Inc. - (5135) - CCI

474 Sowers Road, Blue Ridge, GA 30513-0039

Phone: 706-632-2029

Vendor ID# 114380

Quarterly Scores (Grades)

Q1: 78.61 (C+)

Q2: 84.89 (B)

Q3: 90.66 (A-)

Q4: 74.33 (C)

Current Quarter Score (Grade)

74.33%

(C)

Program Census Information:

Children in Care During
Quarter: 4

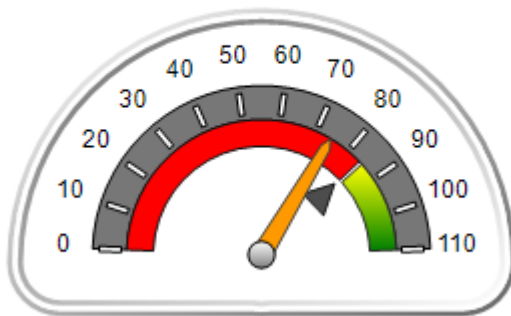
Placements During
Quarter: 4

Children in Care On Last
Day: 2

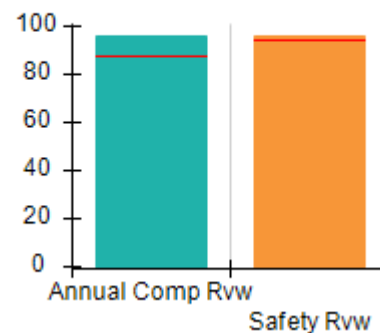
Quarterly Provider Comparisons to All CCIs

▼ indicates average for all CCIs

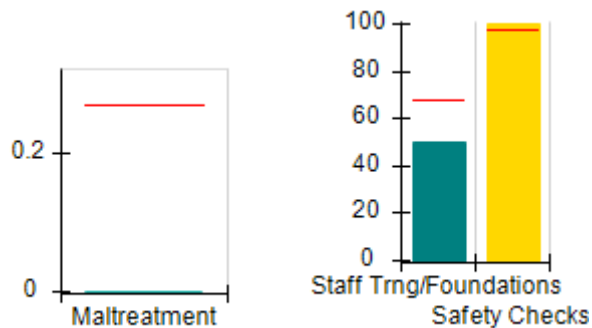
Overall Score (%)



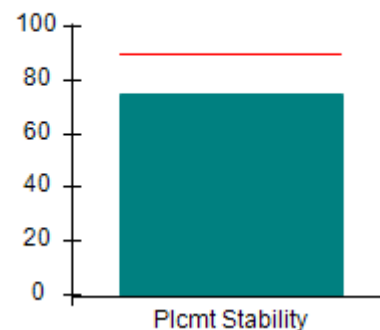
OPM Monitoring Reviews (%)



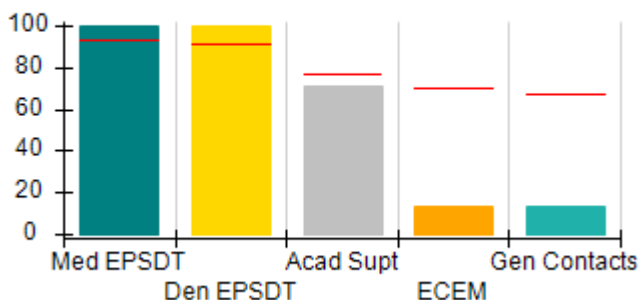
Safety Outcomes (%)



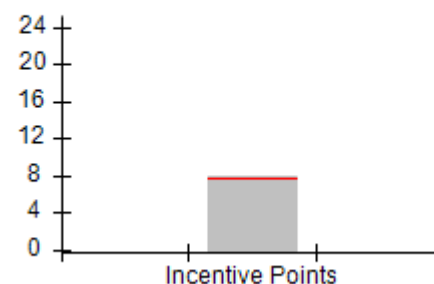
Permanency Outcomes (%)



Well-Being Outcomes (%)



Incentives Earned (Points)





DHS, DFCS, Office of Provider Management
Performance-Based Placement Measures
RBWO Provider GA+SCORECARD - CCI
 Report Quarter: Q4 FY2018



Provider/Program Name: Open Arms of Blue Ridge, Inc. - (5135) - CCI

474 Sowers Road, Blue Ridge, GA 30513-0039 Phone: 706-632-2029 Vendor ID# 114380	Quarterly Scores (Grades)		Current Quarter Score (Grade)
	Q1: 78.61 (C+)	Q2: 84.89 (B)	74.33% (C)
	Q3: 90.66 (A-)	Q4: 74.33 (C)	

Program Census Information:	# Children in Care During Quarter: 4	# Placements During Quarter: 4	# Children in Care On Last Day: 2
-----------------------------	--------------------------------------	--------------------------------	-----------------------------------

	Avg Performance All CCIs (%)	Provider Performance (%)*	Possible Points (Weight)	Provider Points Earned
--	-------------------------------------	----------------------------------	---------------------------------	-------------------------------

OPM Monitoring Reviews

Annual Comprehensive Reviews	88%	96%	25	24.10
Safety Reviews	94%	96%	15	14.39
Monitoring Sub-Total			40	38.49

CCI Safety Outcomes

Incidence of Maltreatment	0.27%	No Substantiated Reports	10	10.00
Staff Training/Foundations	68%	50%	5	2.50
Staff Safety Checks	98%	100%	5	5.00
Safety Sub-Total			20	17.50

CCI Permanency Outcomes

Placement Stability	90%	75%	15	11.25
Permanency Sub-Total			15	11.25

CCI Well-Being Outcomes

EPSDT Medical Visits	93%	100%	4	4.00
EPSDT Dental Visits	91%	100%	4	4.00
Academic Supports	76%	71%	3	2.13
Provider ECEM Visits	70%	14%	7	0.98
Provider General Contacts	67%	14%	7	0.98
Placements with Siblings	37%	0%	Not Scored	Not Scored
Placements within Legal County	14%	100%	Not Scored	Not Scored
Well-Being Sub-Total			25	12.09

*Performance calculation descriptions can be found in the FY 2018 RBWO PBP Measurements and Standards Guide.

Monitoring & Outcomes: Possible Points = 100	Points Earned = 79.33
Score Before Incentives Credit	79.33%
Incentives Awarded	8.00 pts
PBP Verification	-13.00 pts
Total Score	74.33%



DHS, DFCS, Office of Provider Management
Performance-Based Placement Measures
RBWO Provider GA+SCORECARD - CCI
Report Quarter: Q4 FY2018



Provider/Program Name: Open Arms of Blue Ridge, Inc. - (5135) - CCI

Program Census Information:		# Children in Care During Quarter: 4	# Placements During Quarter: 4	# Children in Care On Last Day: 2
CCI Incentive Credits	Avg Performance All CCIs (Points)	Provider Performance (%)*	Possible Points (Weight)	Provider Points Earned
Early EPSDT Medical Visits		100%	2	2.00
Early EPSDT Dental Visits		100%	2	2.00
Permanency Contacts		None Planned	5	
Additional Academic Supports		0%	2	0.00
Active Agency Accreditation		0%	4	0.00
Staff Clinical Licensure		0%	5	0.00
Behavior Management (threshold = 0)		100%	4	4.00
Incentives Total	7.72		24	8.00
Maximum total combined incentive credit allowed is 10 points.			Incentives Awarded	8.00

*Performance calculation descriptions can be found in the FY 2018 RBWO PBP Measurements and Standards Guide.

Child Protective Services Investigations and Dispositions

The following investigations data, which is not used for scoring but is considered significant to a provider's performance, is from Georgia SHINES and is not considered final or complete until the end of the fiscal year.

Total Reports:	0	
Number Screened In:	0	
Number Screened Out:	0	
Number Substantiated:	0	
Number Unsubstantiated:	0	
Number Active CPS Investigations:	0	



DHS, DFCS, Office of Provider Management
Performance-Based Placement Measures
RBWO Provider GA+SCORECARD - CCI
Report Quarter: Q4 FY2018



Provider/Program Name: Open Door Home - Boys Annex Long Term Program (940) - CCI

792 John Davenport Dr., Rome, GA 30165

Phone: 706-233-9175

Vendor ID# 35532

Quarterly Scores (Grades)

Q1: 96.11 (A)

Q2: 101.42 (A+)

Q3: 101.88 (A+)

Q4: 98.50 (A+)

Current Quarter Score (Grade)

98.50%

(A+)

Program Census Information:

Children in Care During
Quarter: 9

Placements During
Quarter: 9

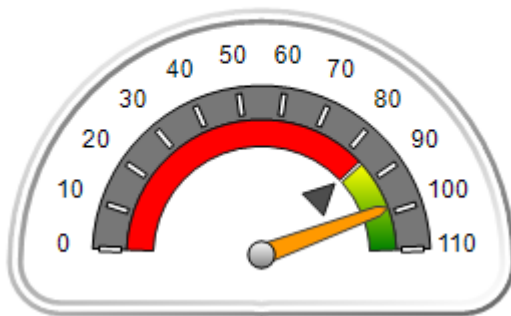
Children in Care On Last
Day: 6

Quarterly Provider Comparisons to All CCIs

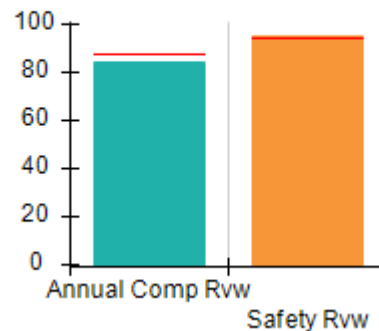


indicates average for all CCIs

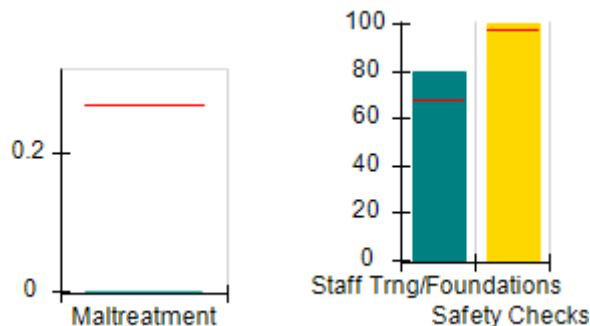
Overall Score (%)



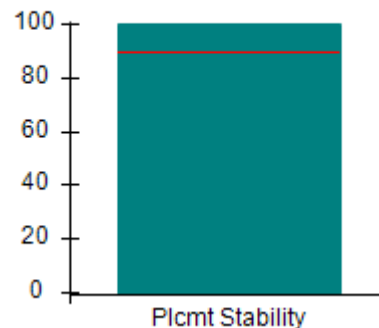
OPM Monitoring Reviews (%)



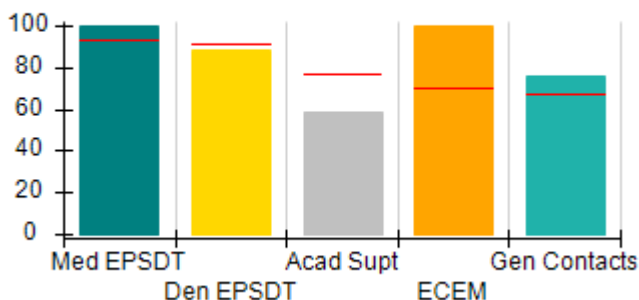
Safety Outcomes (%)



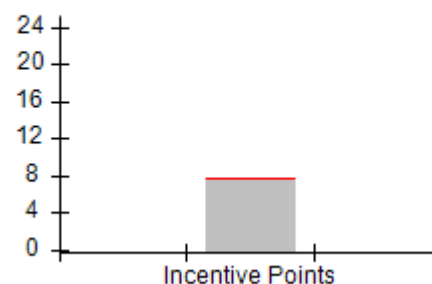
Permanency Outcomes (%)



Well-Being Outcomes (%)



Incentives Earned (Points)





DHS, DFCS, Office of Provider Management
Performance-Based Placement Measures
RBWO Provider GA+SCORECARD - CCI
 Report Quarter: Q4 FY2018



Provider/Program Name: Open Door Home - Boys Annex Long Term Program (940) - CCI

792 John Davenport Dr., Rome, GA 30165 Phone: 706-233-9175 Vendor ID# 35532	Quarterly Scores (Grades)		Current Quarter Score (Grade)
	Q1: 96.11 (A)	Q2: 101.42 (A+)	98.50% (A+)
	Q3: 101.88 (A+)	Q4: 98.50 (A+)	

Program Census Information:	# Children in Care During Quarter: 9	# Placements During Quarter: 9	# Children in Care On Last Day: 6
-----------------------------	--------------------------------------	--------------------------------	-----------------------------------

	Avg Performance All CCIs (%)	Provider Performance (%)*	Possible Points (Weight)	Provider Points Earned
--	-------------------------------------	----------------------------------	---------------------------------	-------------------------------

OPM Monitoring Reviews

Annual Comprehensive Reviews	88%	84%	25	21.05
Safety Reviews	94%	95%	15	14.26
Monitoring Sub-Total			40	35.31

CCI Safety Outcomes

Incidence of Maltreatment	0.27%	No Substantiated Reports	10	10.00
Staff Training/Foundations	68%	80%	5	4.00
Staff Safety Checks	98%	100%	5	5.00
Safety Sub-Total			20	19.00

CCI Permanency Outcomes

Placement Stability	90%	100%	15	15.00
Permanency Sub-Total			15	15.00

CCI Well-Being Outcomes

EPSDT Medical Visits	93%	100%	4	4.00
EPSDT Dental Visits	91%	88%	4	3.52
Academic Supports	76%	59%	3	1.77
Provider ECEM Visits	70%	100%	7	7.00
Provider General Contacts	67%	76%	7	5.32
Placements with Siblings	37%	100%	Not Scored	Not Scored
Placements within Legal County	14%	0%	Not Scored	Not Scored
Well-Being Sub-Total			25	21.61

*Performance calculation descriptions can be found in the FY 2018 RBWO PBP Measurements and Standards Guide.

Monitoring & Outcomes: Possible Points = 100	Points Earned = 90.92
Score Before Incentives Credit	90.92%
Incentives Awarded	7.58 pts
PBP Verification	N/A pts
Total Score	98.50%



DHS, DFCS, Office of Provider Management
Performance-Based Placement Measures
RBWO Provider GA+SCORECARD - CCI
Report Quarter: Q4 FY2018



Provider/Program Name: Open Door Home - Boys Annex Long Term Program (940) - CCI

Program Census Information:		# Children in Care During Quarter: 9	# Placements During Quarter: 9	# Children in Care On Last Day: 6
CCI Incentive Credits	Avg Performance All CCIs (Points)	Provider Performance (%)*	Possible Points (Weight)	Provider Points Earned
Early EPSDT Medical Visits		100%	2	2.00
Early EPSDT Dental Visits		50%	2	1.00
Permanency Contacts		0%	5	0.00
Additional Academic Supports		29%	2	0.58
Active Agency Accreditation		0%	4	0.00
Staff Clinical Licensure		0%	5	0.00
Behavior Management (threshold = 0)		100%	4	4.00
Incentives Total	7.72		24	7.58
Maximum total combined incentive credit allowed is 10 points.			Incentives Awarded	7.58

*Performance calculation descriptions can be found in the FY 2018 RBWO PBP Measurements and Standards Guide.

Child Protective Services Investigations and Dispositions

The following investigations data, which is not used for scoring but is considered significant to a provider's performance, is from Georgia SHINES and is not considered final or complete until the end of the fiscal year.

Total Reports:	0	
Number Screened In:	0	
Number Screened Out:	0	
Number Substantiated:	0	
Number Unsubstantiated:	0	
Number Active CPS Investigations:	0	



DHS, DFCS, Office of Provider Management
Performance-Based Placement Measures
RBWO Provider GA+SCORECARD - CCI
Report Quarter: Q4 FY2018



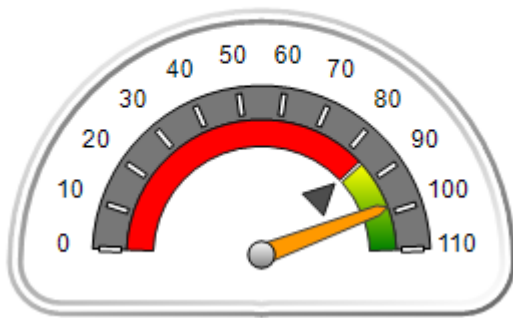
Provider/Program Name: Open Door Home - Girls Annex Long Term Program (939) - CCI

5 Leon St., Rome, GA 30165 Phone: 706 232-6662 Vendor ID# 35531	Quarterly Scores (Grades)		Current Quarter Score (Grade)
	Q1: 98.77 (A+)	Q2: 104.05 (A+)	98.29% (A+)
	Q3: 101.71 (A+)	Q4: 98.29 (A+)	
Program Census Information:	# Children in Care During Quarter: 15	# Placements During Quarter: 15	# Children in Care On Last Day: 12

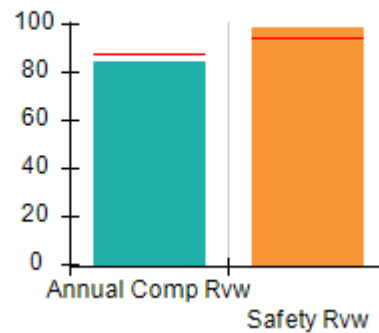
Quarterly Provider Comparisons to All CCIs

▼ — indicates average for all CCIs

Overall Score (%)



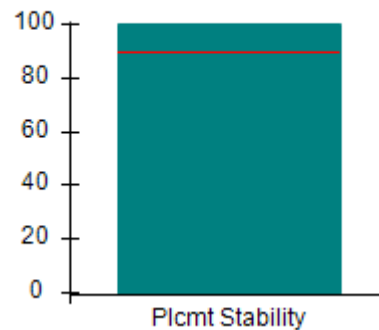
OPM Monitoring Reviews (%)



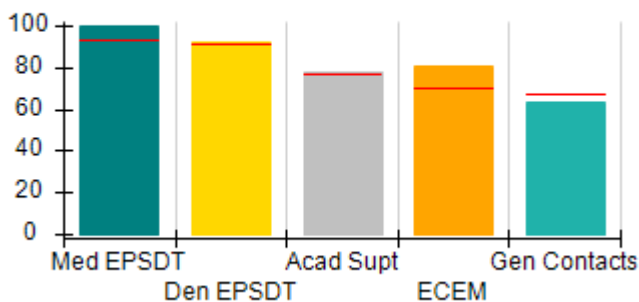
Safety Outcomes (%)



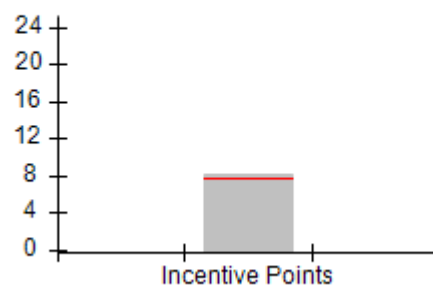
Permanency Outcomes (%)



Well-Being Outcomes (%)



Incentives Earned (Points)





DHS, DFCS, Office of Provider Management
Performance-Based Placement Measures
RBWO Provider GA+SCORECARD - CCI
 Report Quarter: Q4 FY2018



Provider/Program Name: Open Door Home - Girls Annex Long Term Program (939) - CCI

5 Leon St., Rome, GA 30165 Phone: 706 232-6662 Vendor ID# 35531	Quarterly Scores (Grades)		Current Quarter Score (Grade)
	Q1: 98.77 (A+)	Q2: 104.05 (A+)	98.29%
	Q3: 101.71 (A+)	Q4: 98.29 (A+)	(A+)

Program Census Information:	# Children in Care During Quarter: 15	# Placements During Quarter: 15	# Children in Care On Last Day: 12
-----------------------------	---------------------------------------	---------------------------------	------------------------------------

	Avg Performance All CCIs (%)	Provider Performance (%)*	Possible Points (Weight)	Provider Points Earned
--	------------------------------	---------------------------	--------------------------	------------------------

OPM Monitoring Reviews

Annual Comprehensive Reviews	88%	85%	25	21.18
Safety Reviews	94%	99%	15	14.79
Monitoring Sub-Total			40	35.98

CCI Safety Outcomes

Incidence of Maltreatment	0.27%	No Substantiated Reports	10	10.00
Staff Training/Foundations	68%	83%	5	4.15
Staff Safety Checks	98%	100%	5	5.00
Safety Sub-Total			20	19.15

CCI Permanency Outcomes

Placement Stability	90%	100%	15	15.00
Permanency Sub-Total			15	15.00

CCI Well-Being Outcomes

EPSDT Medical Visits	93%	100%	4	4.00
EPSDT Dental Visits	91%	92%	4	3.68
Academic Supports	76%	78%	3	2.34
Provider ECEM Visits	70%	81%	7	5.67
Provider General Contacts	67%	63%	7	4.41
Placements with Siblings	37%	29%	Not Scored	Not Scored
Placements within Legal County	14%	67%	Not Scored	Not Scored
Well-Being Sub-Total			25	20.10

*Performance calculation descriptions can be found in the FY 2018 RBWO PBP Measurements and Standards Guide.

Monitoring & Outcomes: Possible Points = 100	Points Earned = 90.23
Score Before Incentives Credit	90.23%
Incentives Awarded	8.06 pts
PBP Verification	N/A pts
Total Score	98.29%



DHS, DFCS, Office of Provider Management
Performance-Based Placement Measures
RBWO Provider GA+SCORECARD - CCI
Report Quarter: Q4 FY2018



Provider/Program Name: Open Door Home - Girls Annex Long Term Program (939) - CCI

Program Census Information:		# Children in Care During Quarter: 15	# Placements During Quarter: 15	# Children in Care On Last Day: 12
CCI Incentive Credits	Avg Performance All CCIs (Points)	Provider Performance (%)*	Possible Points (Weight)	Provider Points Earned
Early EPSDT Medical Visits		75%	2	1.50
Early EPSDT Dental Visits		75%	2	1.50
Permanency Contacts		0%	5	0.00
Additional Academic Supports		53%	2	1.06
Active Agency Accreditation		0%	4	0.00
Staff Clinical Licensure		0%	5	0.00
Behavior Management (threshold = 0)		100%	4	4.00
Incentives Total	7.72		24	8.06
Maximum total combined incentive credit allowed is 10 points.			Incentives Awarded	8.06

*Performance calculation descriptions can be found in the FY 2018 RBWO PBP Measurements and Standards Guide.

Child Protective Services Investigations and Dispositions

The following investigations data, which is not used for scoring but is considered significant to a provider's performance, is from Georgia SHINES and is not considered final or complete until the end of the fiscal year.

Total Reports:	0	
Number Screened In:	0	
Number Screened Out:	0	
Number Substantiated:	0	
Number Unsubstantiated:	0	
Number Active CPS Investigations:	0	



DHS, DFCS, Office of Provider Management
Performance-Based Placement Measures
RBWO Provider GA+SCORECARD - CCI
Report Quarter: Q4 FY2018



Provider/Program Name: Our House for Kids - (792) - CCI

114 Old Moores Mill Rd., Bremen, GA 30110

Phone: 770-537-1940

Vendor ID# 35536

Quarterly Scores (Grades)

Q1: 96.08 (A)

Q2: 94.25 (A)

Q3: 92.20 (A-)

Q4: 91.28 (A-)

Current Quarter Score (Grade)

91.28%

(A-)

Program Census Information:

Children in Care During
Quarter: 16

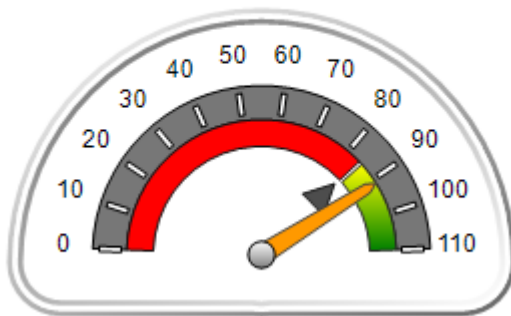
Placements During
Quarter: 16

Children in Care On Last
Day: 10

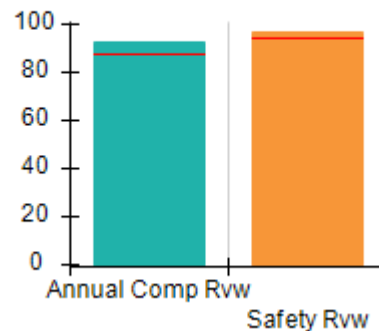
Quarterly Provider Comparisons to All CCIs

▼ indicates average for all CCIs

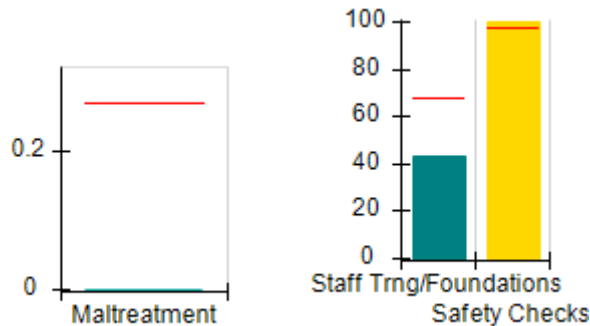
Overall Score (%)



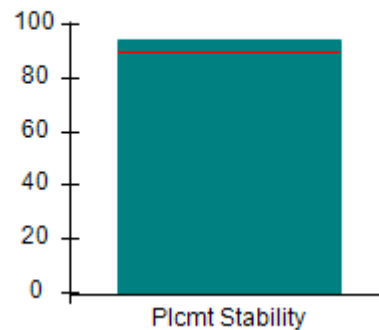
OPM Monitoring Reviews (%)



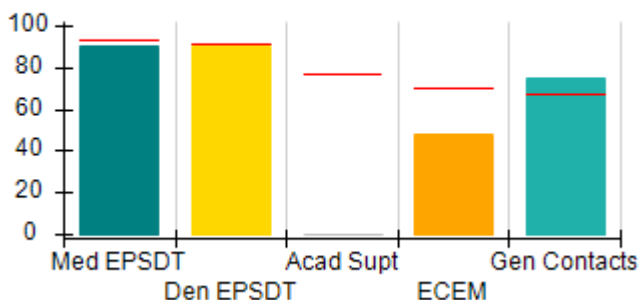
Safety Outcomes (%)



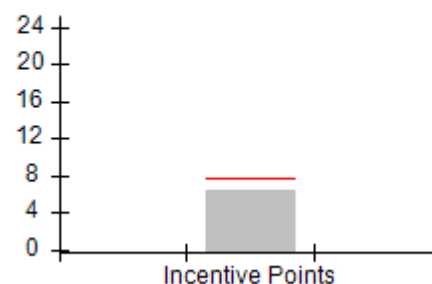
Permanency Outcomes (%)



Well-Being Outcomes (%)



Incentives Earned (Points)





DHS, DFCS, Office of Provider Management
Performance-Based Placement Measures
RBWO Provider GA+SCORECARD - CCI
 Report Quarter: Q4 FY2018



Provider/Program Name: Our House for Kids - (792) - CCI

114 Old Moores Mill Rd., Bremen, GA 30110 Phone: 770-537-1940 Vendor ID# 35536	Quarterly Scores (Grades)		Current Quarter Score (Grade)
	Q1: 96.08 (A)	Q2: 94.25 (A)	91.28% (A-)
	Q3: 92.20 (A-)	Q4: 91.28 (A-)	

Program Census Information:	# Children in Care During Quarter: 16	# Placements During Quarter: 16	# Children in Care On Last Day: 10
-----------------------------	---------------------------------------	---------------------------------	------------------------------------

	Avg Performance All CCIs (%)	Provider Performance (%)*	Possible Points (Weight)	Provider Points Earned
--	------------------------------	---------------------------	--------------------------	------------------------

OPM Monitoring Reviews

Annual Comprehensive Reviews	88%	93%	25	23.23
Safety Reviews	94%	97%	15	14.49
Monitoring Sub-Total			40	37.72

CCI Safety Outcomes

Incidence of Maltreatment	0.27%	No Substantiated Reports	10	10.00
Staff Training/Foundations	68%	43%	5	2.15
Staff Safety Checks	98%	100%	5	5.00
Safety Sub-Total			20	17.15

CCI Permanency Outcomes

Placement Stability	90%	94%	15	14.10
Permanency Sub-Total			15	14.10

CCI Well-Being Outcomes

EPSDT Medical Visits	93%	90%	4	3.60
EPSDT Dental Visits	91%	90%	4	3.60
Academic Supports	76%	0%	3	0.00
Provider ECEM Visits	70%	48%	7	3.36
Provider General Contacts	67%	75%	7	5.25
Placements with Siblings	37%	39%	Not Scored	Not Scored
Placements within Legal County	14%	13%	Not Scored	Not Scored
Well-Being Sub-Total			25	15.81

*Performance calculation descriptions can be found in the FY 2018 RBWO PBP Measurements and Standards Guide.

Monitoring & Outcomes: Possible Points = 100	Points Earned = 84.78
Score Before Incentives Credit	84.78%
Incentives Awarded	6.50 pts
PBP Verification	N/A pts
Total Score	91.28%



DHS, DFCS, Office of Provider Management
Performance-Based Placement Measures
RBWO Provider GA+SCORECARD - CCI
Report Quarter: Q4 FY2018



Provider/Program Name: Our House for Kids - (792) - CCI

Program Census Information:		# Children in Care During Quarter: 16	# Placements During Quarter: 16	# Children in Care On Last Day: 10
CCI Incentive Credits	Avg Performance All CCIs (Points)	Provider Performance (%)*	Possible Points (Weight)	Provider Points Earned
Early EPSDT Medical Visits		75%	2	1.50
Early EPSDT Dental Visits		50%	2	1.00
Permanency Contacts		None Planned	5	
Additional Academic Supports		0%	2	0.00
Active Agency Accreditation		0%	4	0.00
Staff Clinical Licensure		0%	5	0.00
Behavior Management (threshold = 0)		100%	4	4.00
Incentives Total	7.72		24	6.50
Maximum total combined incentive credit allowed is 10 points.			Incentives Awarded	6.50

*Performance calculation descriptions can be found in the FY 2018 RBWO PBP Measurements and Standards Guide.

Child Protective Services Investigations and Dispositions

The following investigations data, which is not used for scoring but is considered significant to a provider's performance, is from Georgia SHINES and is not considered final or complete until the end of the fiscal year.

Total Reports:	0	
Number Screened In:	0	
Number Screened Out:	0	
Number Substantiated:	0	
Number Unsubstantiated:	0	
Number Active CPS Investigations:	0	



DHS, DFCS, Office of Provider Management

Performance-Based Placement Measures

RBWO Provider GA+SCORECARD - CCI



Report Quarter: Q4 FY2018

Provider/Program Name: Park Place Outreach (formerly Marshland Foundation) - (732) - CCI

514 East Henry Street, Savannah, GA 31401

Phone: 912-234-4048

Vendor ID# 35537

Quarterly Scores (Grades)

Current Quarter Score (Grade)

Q1: 92.65 (A-)

Q2: 90.66 (A-)

60.64%

Q3: 87.03 (B+)

Q4: 60.64 (D-)

(D-)

Program Census Information:

Children in Care During Quarter: 1

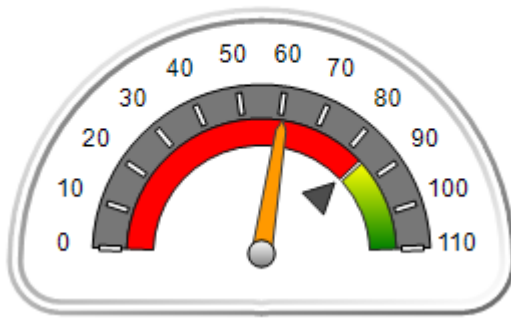
Placements During Quarter: 1

Children in Care On Last Day: 0

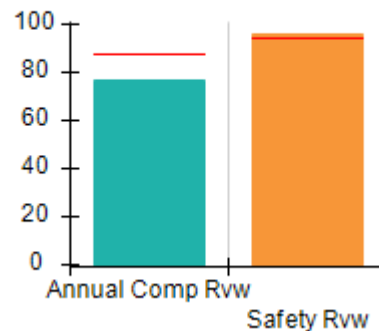
Quarterly Provider Comparisons to All CCIs

▼ indicates average for all CCIs

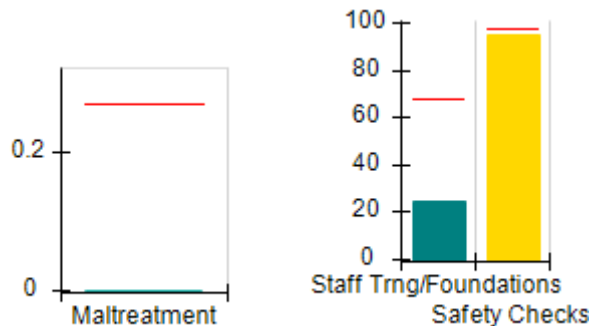
Overall Score (%)



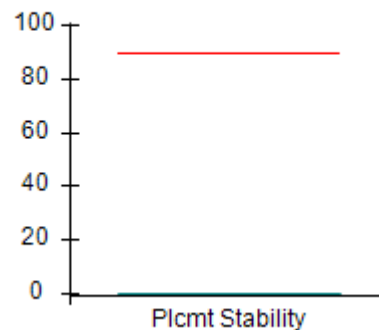
OPM Monitoring Reviews (%)



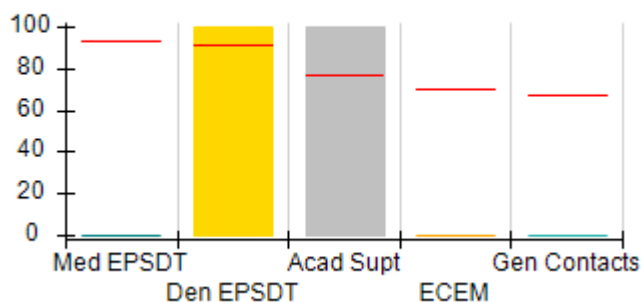
Safety Outcomes (%)



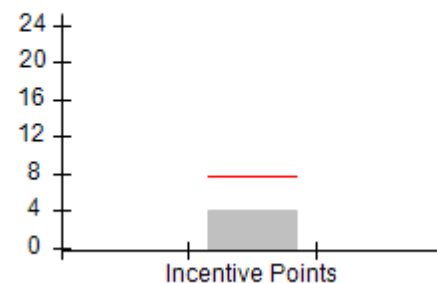
Permanency Outcomes (%)



Well-Being Outcomes (%)



Incentives Earned (Points)





DHS, DFCS, Office of Provider Management
Performance-Based Placement Measures
RBWO Provider GA+SCORECARD - CCI



Report Quarter: Q4 FY2018

Provider/Program Name: Park Place Outreach (formerly Marshland Foundation) - (732) - CCI

514 East Henry Street, Savannah, GA 31401 Phone: 912-234-4048 Vendor ID# 35537	Quarterly Scores (Grades)		Current Quarter Score (Grade)
	Q1: 92.65 (A-)	Q2: 90.66 (A-)	60.64%
	Q3: 87.03 (B+)	Q4: 60.64 (D-)	(D-)

Program Census Information:	# Children in Care During Quarter: 1	# Placements During Quarter: 1	# Children in Care On Last Day: 0
-----------------------------	--------------------------------------	--------------------------------	-----------------------------------

	Avg Performance All CCIs (%)	Provider Performance (%)*	Possible Points (Weight)	Provider Points Earned
--	-------------------------------------	----------------------------------	---------------------------------	-------------------------------

OPM Monitoring Reviews

Annual Comprehensive Reviews	88%	77%	25	19.26
Safety Reviews	94%	96%	15	14.38
Monitoring Sub-Total			40	33.64

CCI Safety Outcomes

Incidence of Maltreatment	0.27%	No Substantiated Reports	10	10.00
Staff Training/Foundations	68%	25%	5	1.25
Staff Safety Checks	98%	95%	5	4.75
Safety Sub-Total			20	16.00

CCI Permanency Outcomes

Placement Stability	90%	0%	15	0.00
Permanency Sub-Total			15	0.00

CCI Well-Being Outcomes

EPSDT Medical Visits	93%	0%	4	0.00
EPSDT Dental Visits	91%	100%	4	4.00
Academic Supports	76%	100%	3	3.00
Provider ECEM Visits	70%	0%	7	0.00
Provider General Contacts	67%	0%	7	0.00
Placements with Siblings	37%	Not Eligible	Not Scored	Not Scored
Placements within Legal County	14%	Not Eligible	Not Scored	Not Scored
Well-Being Sub-Total			25	7.00

*Performance calculation descriptions can be found in the FY 2018 RBWO PBP Measurements and Standards Guide.

Monitoring & Outcomes: Possible Points = 100	Points Earned = 56.64
Score Before Incentives Credit	56.64%
Incentives Awarded	4.00 pts
PBP Verification	0.00 pts
Total Score	60.64%



DHS, DFCS, Office of Provider Management
Performance-Based Placement Measures
RBWO Provider GA+SCORECARD - CCI
Report Quarter: Q4 FY2018



Provider/Program Name: Park Place Outreach (formerly Marshland Foundation) - (732) - CCI

Program Census Information:		# Children in Care During Quarter: 1	# Placements During Quarter: 1	# Children in Care On Last Day: 0
CCI Incentive Credits	Avg Performance All CCIs (Points)	Provider Performance (%)*	Possible Points (Weight)	Provider Points Earned
Early EPSDT Medical Visits		0%	2	0.00
Early EPSDT Dental Visits		Not Eligible	2	
Permanency Contacts		None Planned	5	
Additional Academic Supports		0%	2	0.00
Active Agency Accreditation		0%	4	0.00
Staff Clinical Licensure		0%	5	0.00
Behavior Management (threshold = 0)		100%	4	4.00
Incentives Total	7.72		24	4.00
Maximum total combined incentive credit allowed is 10 points.			Incentives Awarded	4.00

*Performance calculation descriptions can be found in the FY 2018 RBWO PBP Measurements and Standards Guide.

Child Protective Services Investigations and Dispositions

The following investigations data, which is not used for scoring but is considered significant to a provider's performance, is from Georgia SHINES and is not considered final or complete until the end of the fiscal year.

Total Reports:	0
Number Screened In:	0
Number Screened Out:	0
Number Substantiated:	0
Number Unsubstantiated:	0
Number Active CPS Investigations:	0



DHS, DFCS, Office of Provider Management
Performance-Based Placement Measures
RBWO Provider GA+SCORECARD - CCI
Report Quarter: Q4 FY2018



Provider/Program Name: Positive Growth - Jolly Ave. (794) - CCI

1033 Jolly Ave., Clarkston, GA 30021

Phone: 404-292-6420

Vendor ID# 35547

Quarterly Scores (Grades)

Q1: 59.00 (F)

Q2: 102.00 (A+)

Q3: 102.00 (A+)

Q4: 102.00 (A+)

Current Quarter Score (Grade)

102.00%

(A+)

Program Census Information:

Children in Care During
Quarter: 0

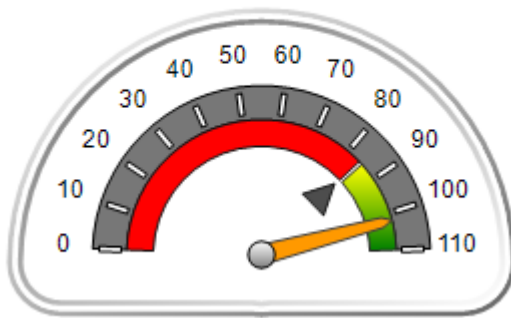
Placements During
Quarter: 0

Children in Care On Last
Day: 0

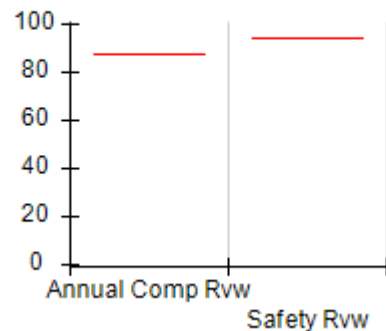
Quarterly Provider Comparisons to All CCIs

▼ indicates average for all CCIs

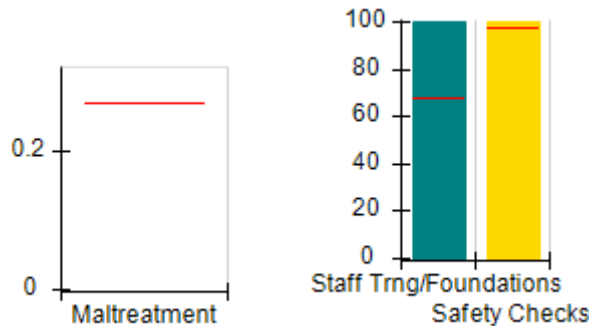
Overall Score (%)



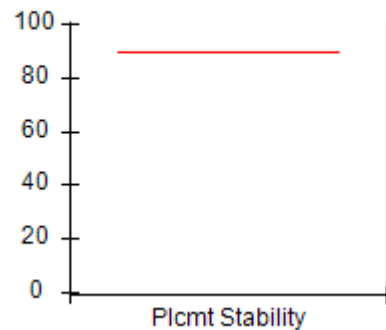
OPM Monitoring Reviews (%)



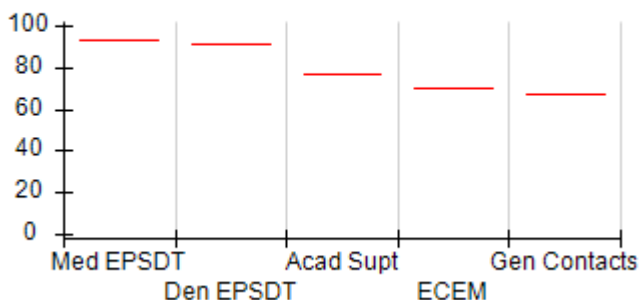
Safety Outcomes (%)



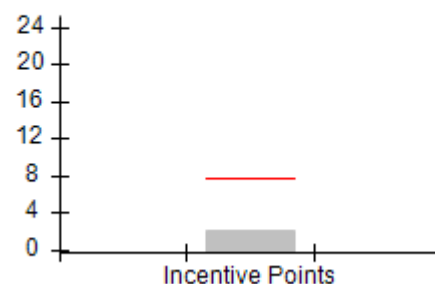
Permanency Outcomes (%)



Well-Being Outcomes (%)



Incentives Earned (Points)





DHS, DFCS, Office of Provider Management
Performance-Based Placement Measures
RBWO Provider GA+SCORECARD - CCI
Report Quarter: Q4 FY2018



Provider/Program Name: Positive Growth - Jolly Ave. (794) - CCI

1033 Jolly Ave., Clarkston, GA 30021 Phone: 404-292-6420 Vendor ID# 35547	Quarterly Scores (Grades)		Current Quarter Score (Grade)
	Q1: 59.00 (F)	Q2: 102.00 (A+)	102.00%
	Q3: 102.00 (A+)	Q4: 102.00 (A+)	(A+)

Program Census Information:	# Children in Care During Quarter: 0	# Placements During Quarter: 0	# Children in Care On Last Day: 0
-----------------------------	--------------------------------------	--------------------------------	-----------------------------------

	Avg Performance All CCIs (%)	Provider Performance (%)*	Possible Points (Weight)	Provider Points Earned
--	-------------------------------------	----------------------------------	---------------------------------	-------------------------------

OPM Monitoring Reviews

Annual Comprehensive Reviews	88%	Not Yet Conducted		
Safety Reviews	94%	Not Yet Conducted		
Monitoring Sub-Total				0.00

CCI Safety Outcomes

Incidence of Maltreatment	0.27%	Not Eligible		
Staff Training/Foundations	68%	100%	10	10.00
Staff Safety Checks	98%	100%	10	10.00
Safety Sub-Total			20	20.00

CCI Permanency Outcomes

Placement Stability	90%	Not Eligible		
Permanency Sub-Total			N/A	

CCI Well-Being Outcomes

EPSDT Medical Visits	93%	Not Eligible		
EPSDT Dental Visits	91%	Not Eligible		
Academic Supports	76%	Not Eligible		
Provider ECEM Visits	70%	Not Eligible		
Provider General Contacts	67%	Not Eligible		
Placements with Siblings	37%	Not Eligible	Not Scored	Not Scored
Placements within Legal County	14%	Not Eligible	Not Scored	Not Scored
Well-Being Sub-Total			N/A	

*Performance calculation descriptions can be found in the FY 2018 RBWO PBP Measurements and Standards Guide.

Monitoring & Outcomes: Possible Points = 20		Points Earned = 20.00	
Score Before Incentives Credit		100.00%	
Incentives Awarded		2.00 pts	
PBP Verification		N/A pts	
Total Score		102.00%	



DHS, DFCS, Office of Provider Management
Performance-Based Placement Measures
RBWO Provider GA+SCORECARD - CCI
Report Quarter: Q4 FY2018



Provider/Program Name: Positive Growth - Jolly Ave. (794) - CCI

Program Census Information:		# Children in Care During Quarter: 0	# Placements During Quarter: 0	# Children in Care On Last Day: 0
CCI Incentive Credits	Avg Performance All CCIs (Points)	Provider Performance (%)*	Possible Points (Weight)	Provider Points Earned
Early EPSDT Medical Visits		Not Eligible	2	
Early EPSDT Dental Visits		Not Eligible	2	
Permanency Contacts		None Planned	5	
Additional Academic Supports		Not Eligible	2	
Active Agency Accreditation		50%	4	2.00
Staff Clinical Licensure		0%	5	0.00
Behavior Management (threshold = 0)		0%	4	
Incentives Total	7.72		24	2.00
Maximum total combined incentive credit allowed is 10 points.			Incentives Awarded	2.00

*Performance calculation descriptions can be found in the FY 2018 RBWO PBP Measurements and Standards Guide.

Child Protective Services Investigations and Dispositions

The following investigations data, which is not used for scoring but is considered significant to a provider's performance, is from Georgia SHINES and is not considered final or complete until the end of the fiscal year.

Total Reports:	0	
Number Screened In:	0	
Number Screened Out:	0	
Number Substantiated:	0	
Number Unsubstantiated:	0	
Number Active CPS Investigations:	0	



DHS, DFCS, Office of Provider Management
Performance-Based Placement Measures
RBWO Provider GA+SCORECARD - CCI
Report Quarter: Q4 FY2018



Provider/Program Name: Positive Growth - Ponce De Leon Ave. (795) - CCI

4036 E Ponce De Leon Ave., Clarkston, GA 30021

Phone: 404-292-6420

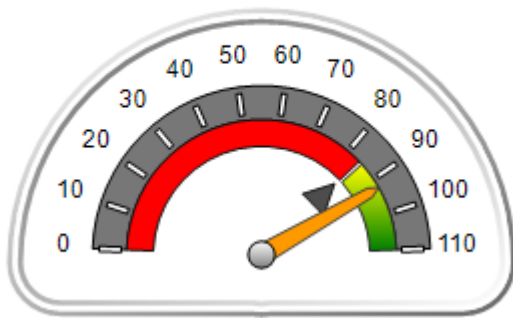
Vendor ID# 35546

Quarterly Scores (Grades)		Current Quarter Score (Grade)
Q1: 88.86 (B+)	Q2: 89.88 (B+)	92.67% (A-)
Q3: 92.12 (A-)	Q4: 92.67 (A-)	
Program Census Information:		# Children in Care During Quarter: 21
		# Placements During Quarter: 21
		# Children in Care On Last Day: 8

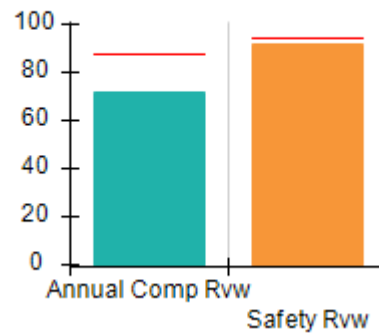
Quarterly Provider Comparisons to All CCIs

▼ — indicates average for all CCIs

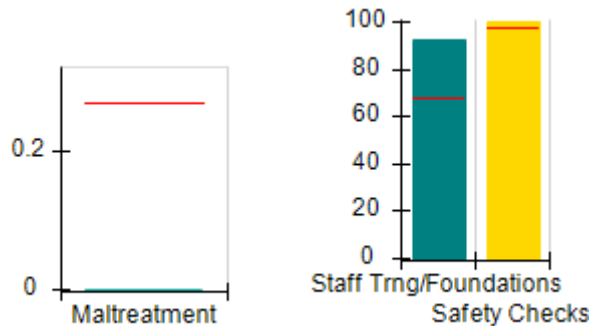
Overall Score (%)



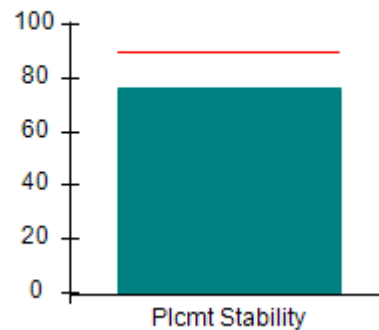
OPM Monitoring Reviews (%)



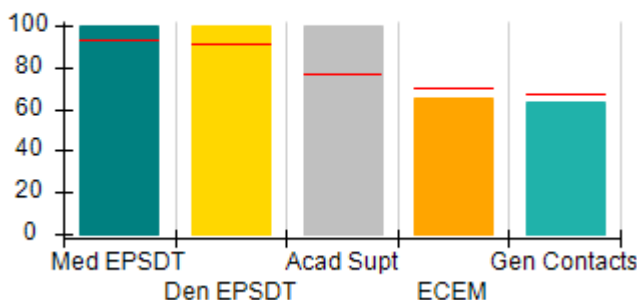
Safety Outcomes (%)



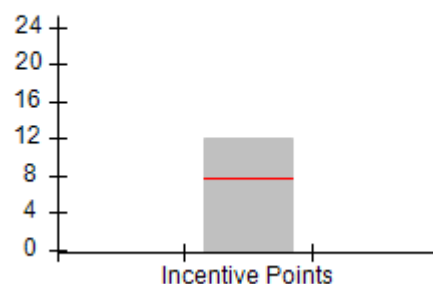
Permanency Outcomes (%)



Well-Being Outcomes (%)



Incentives Earned (Points)





DHS, DFCS, Office of Provider Management
Performance-Based Placement Measures
RBWO Provider GA+SCORECARD - CCI
 Report Quarter: Q4 FY2018



Provider/Program Name: Positive Growth - Ponce De Leon Ave. (795) - CCI

4036 E Ponce De Leon Ave., Clarkston, GA 30021 Phone: 404-292-6420 Vendor ID# 35546	Quarterly Scores (Grades)		Current Quarter Score (Grade)
	Q1: 88.86 (B+)	Q2: 89.88 (B+)	92.67% (A-)
	Q3: 92.12 (A-)	Q4: 92.67 (A-)	

Program Census Information:	# Children in Care During Quarter: 21	# Placements During Quarter: 21	# Children in Care On Last Day: 8
-----------------------------	---------------------------------------	---------------------------------	-----------------------------------

	Avg Performance All CCIs (%)	Provider Performance (%)*	Possible Points (Weight)	Provider Points Earned
--	-------------------------------------	----------------------------------	---------------------------------	-------------------------------

OPM Monitoring Reviews

Annual Comprehensive Reviews	88%	72%	25	17.98
Safety Reviews	94%	92%	15	13.73
Monitoring Sub-Total			40	31.71

CCI Safety Outcomes

Incidence of Maltreatment	0.27%	No Substantiated Reports	10	10.00
Staff Training/Foundations	68%	92%	5	4.60
Staff Safety Checks	98%	100%	5	5.00
Safety Sub-Total			20	19.60

CCI Permanency Outcomes

Placement Stability	90%	76%	15	11.40
Permanency Sub-Total			15	11.40

CCI Well-Being Outcomes

EPSDT Medical Visits	93%	100%	4	4.00
EPSDT Dental Visits	91%	100%	4	4.00
Academic Supports	76%	100%	3	3.00
Provider ECEM Visits	70%	65%	7	4.55
Provider General Contacts	67%	63%	7	4.41
Placements with Siblings	37%	67%	Not Scored	Not Scored
Placements within Legal County	14%	50%	Not Scored	Not Scored
Well-Being Sub-Total			25	19.96

*Performance calculation descriptions can be found in the FY 2018 RBWO PBP Measurements and Standards Guide.

Monitoring & Outcomes: Possible Points = 100	Points Earned = 82.67
Score Before Incentives Credit	82.67%
Incentives Awarded	10.00 pts
PBP Verification	N/A pts
Total Score	92.67%



DHS, DFCS, Office of Provider Management
Performance-Based Placement Measures
RBWO Provider GA+SCORECARD - CCI
Report Quarter: Q4 FY2018



Provider/Program Name: Positive Growth - Ponce De Leon Ave. (795) - CCI

Program Census Information:		# Children in Care During Quarter: 21	# Placements During Quarter: 21	# Children in Care On Last Day: 8
CCI Incentive Credits	Avg Performance All CCIs (Points)	Provider Performance (%)*	Possible Points (Weight)	Provider Points Earned
Early EPSDT Medical Visits		100%	2	2.00
Early EPSDT Dental Visits		100%	2	2.00
Permanency Contacts		None Planned	5	
Additional Academic Supports		100%	2	2.00
Active Agency Accreditation		50%	4	2.00
Staff Clinical Licensure		0%	5	0.00
Behavior Management (threshold = 0)		100%	4	4.00
Incentives Total	7.72		24	12.00
Maximum total combined incentive credit allowed is 10 points.			Incentives Awarded	10.00

*Performance calculation descriptions can be found in the FY 2018 RBWO PBP Measurements and Standards Guide.

Child Protective Services Investigations and Dispositions

The following investigations data, which is not used for scoring but is considered significant to a provider's performance, is from Georgia SHINES and is not considered final or complete until the end of the fiscal year.

Total Reports:	0	
Number Screened In:	0	
Number Screened Out:	0	
Number Substantiated:	0	
Number Unsubstantiated:	0	
Number Active CPS Investigations:	0	



DHS, DFCS, Office of Provider Management
Performance-Based Placement Measures
RBWO Provider GA+SCORECARD - CCI
Report Quarter: Q4 FY2018



Provider/Program Name: Pride Land Group Home LLC - (5263) - CCI

2490 Heath Road, Macon, GA 30344

Phone: 478-471-0055

Vendor ID# 49818

Quarterly Scores (Grades)

Q1: 68.30 (D+)

Q2: 96.04 (A)

Q3: 100.78 (A+)

Q4: 78.95 (C+)

Current Quarter Score (Grade)

78.95%

(C+)

Program Census Information:

Children in Care During
Quarter: 11

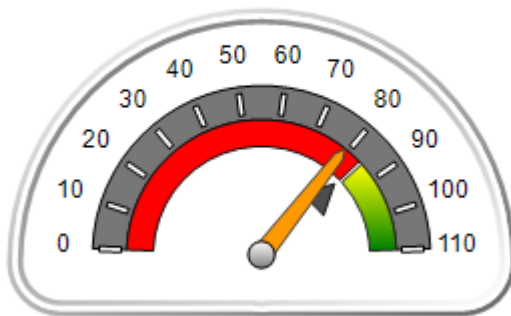
Placements During
Quarter: 12

Children in Care On Last
Day: 6

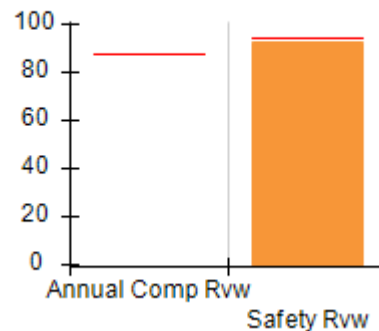
Quarterly Provider Comparisons to All CCIs

▼ indicates average for all CCIs

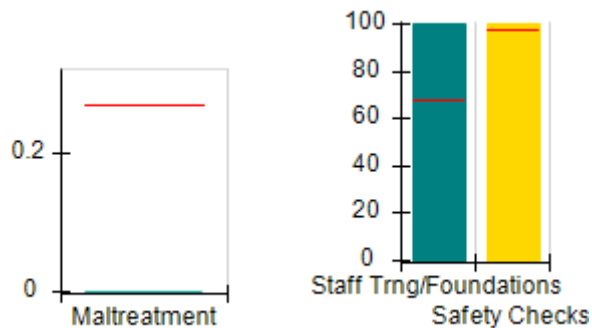
Overall Score (%)



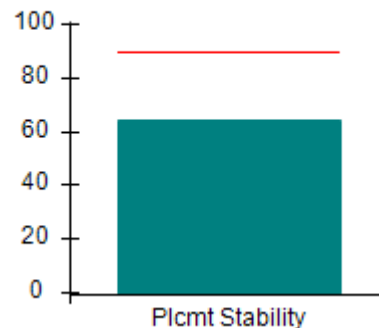
OPM Monitoring Reviews (%)



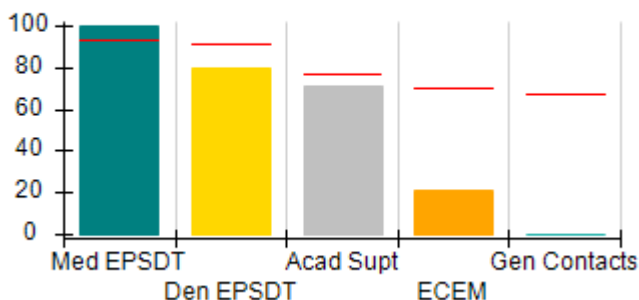
Safety Outcomes (%)



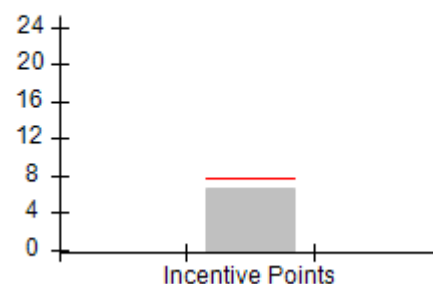
Permanency Outcomes (%)



Well-Being Outcomes (%)



Incentives Earned (Points)





DHS, DFCS, Office of Provider Management
Performance-Based Placement Measures
RBWO Provider GA+SCORECARD - CCI
Report Quarter: Q4 FY2018



Provider/Program Name: Pride Land Group Home LLC - (5263) - CCI

2490 Heath Road, Macon, GA 30344 Phone: 478-471-0055 Vendor ID# 49818	Quarterly Scores (Grades)		Current Quarter Score (Grade)
	Q1: 68.30 (D+)	Q2: 96.04 (A)	78.95% (C+)
	Q3: 100.78 (A+)	Q4: 78.95 (C+)	

Program Census Information:	# Children in Care During Quarter: 11	# Placements During Quarter: 12	# Children in Care On Last Day: 6
-----------------------------	---------------------------------------	---------------------------------	-----------------------------------

	Avg Performance All CCIs (%)	Provider Performance (%)*	Possible Points (Weight)	Provider Points Earned
--	-------------------------------------	----------------------------------	---------------------------------	-------------------------------

OPM Monitoring Reviews

Annual Comprehensive Reviews	88%	Not Yet Conducted		
Safety Reviews	94%	93%	15	13.88
Monitoring Sub-Total			15	13.88

CCI Safety Outcomes

Incidence of Maltreatment	0.27%	No Substantiated Reports	10	10.00
Staff Training/Foundations	68%	100%	5	5.00
Staff Safety Checks	98%	100%	5	5.00
Safety Sub-Total			20	20.00

CCI Permanency Outcomes

Placement Stability	90%	64%	15	9.60
Permanency Sub-Total			15	9.60

CCI Well-Being Outcomes

EPSDT Medical Visits	93%	100%	4	4.00
EPSDT Dental Visits	91%	80%	4	3.20
Academic Supports	76%	71%	3	2.13
Provider ECEM Visits	70%	21%	7	1.47
Provider General Contacts	67%	0%	7	0.00
Placements with Siblings	37%	Not Eligible	Not Scored	Not Scored
Placements within Legal County	14%	0%	Not Scored	Not Scored
Well-Being Sub-Total			25	10.80

*Performance calculation descriptions can be found in the FY 2018 RBWO PBP Measurements and Standards Guide.

Monitoring & Outcomes: Possible Points = 75	Points Earned = 54.28
Score Before Incentives Credit	72.37%
Incentives Awarded	6.58 pts
PBP Verification	N/A pts
Total Score	78.95%



DHS, DFCS, Office of Provider Management
Performance-Based Placement Measures
RBWO Provider GA+SCORECARD - CCI
Report Quarter: Q4 FY2018



Provider/Program Name: Pride Land Group Home LLC - (5263) - CCI

Program Census Information:		# Children in Care During Quarter: 11	# Placements During Quarter: 12	# Children in Care On Last Day: 6
CCI Incentive Credits	Avg Performance All CCIs (Points)	Provider Performance (%)*	Possible Points (Weight)	Provider Points Earned
Early EPSDT Medical Visits		100%	2	2.00
Early EPSDT Dental Visits		0%	2	0.00
Permanency Contacts		0%	5	0.00
Additional Academic Supports		29%	2	0.58
Active Agency Accreditation		0%	4	0.00
Staff Clinical Licensure		0%	5	0.00
Behavior Management (threshold = 0)		100%	4	4.00
Incentives Total	7.72		24	6.58
Maximum total combined incentive credit allowed is 10 points.			Incentives Awarded	6.58

*Performance calculation descriptions can be found in the FY 2018 RBWO PBP Measurements and Standards Guide.

Child Protective Services Investigations and Dispositions

The following investigations data, which is not used for scoring but is considered significant to a provider's performance, is from Georgia SHINES and is not considered final or complete until the end of the fiscal year.

Total Reports:	1	
Number Screened In:	0	
Number Screened Out:	1	
Number Substantiated:	0	
Number Unsubstantiated:	0	
Number Active CPS Investigations:	0	



DHS, DFCS, Office of Provider Management
Performance-Based Placement Measures
RBWO Provider GA+SCORECARD - CCI
Report Quarter: Q4 FY2018



Provider/Program Name: Rainbow Children's Home - (809) - CCI

247 E. Main St., Dahlonega, GA 30533

Phone: 706-864-5110

Vendor ID# 35566

Quarterly Scores (Grades)

Q1: 94.57 (A)

Q2: 95.09 (A)

Q3: 98.14 (A+)

Q4: 87.32 (B+)

Current Quarter Score (Grade)

87.32%

(B+)

Program Census Information:

Children in Care During Quarter: 12

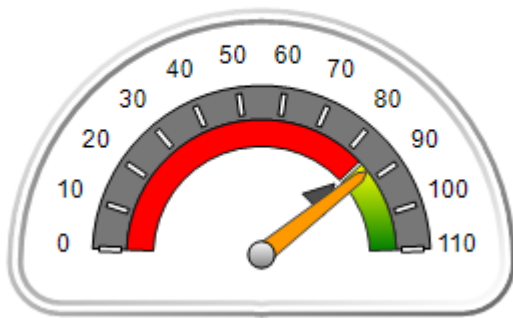
Placements During Quarter: 12

Children in Care On Last Day: 7

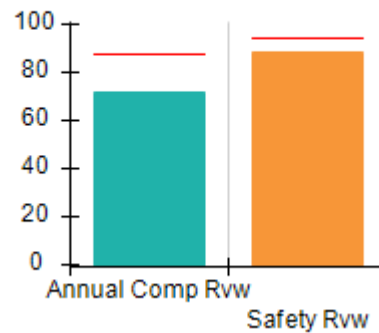
Quarterly Provider Comparisons to All CCIs

▼ — indicates average for all CCIs

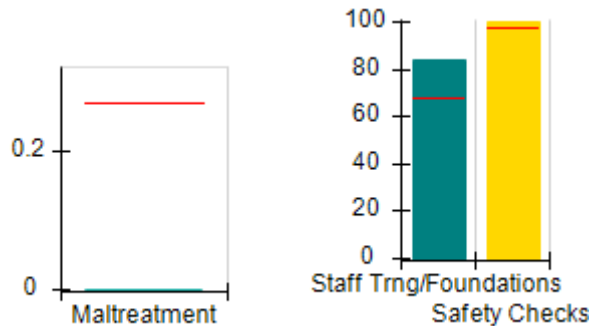
Overall Score (%)



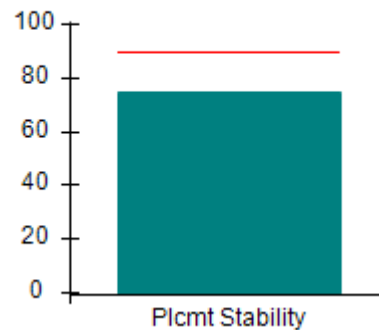
OPM Monitoring Reviews (%)



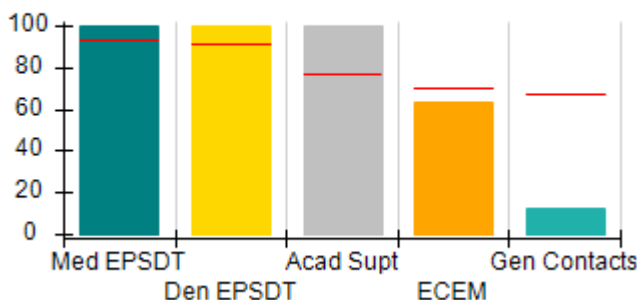
Safety Outcomes (%)



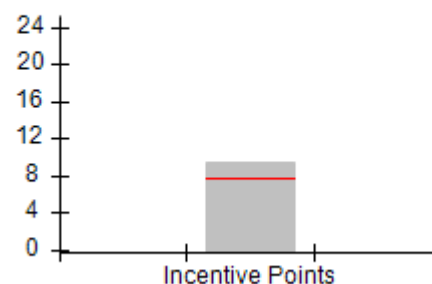
Permanency Outcomes (%)



Well-Being Outcomes (%)



Incentives Earned (Points)





DHS, DFCS, Office of Provider Management
Performance-Based Placement Measures
RBWO Provider GA+SCORECARD - CCI
Report Quarter: Q4 FY2018



Provider/Program Name: Rainbow Children's Home - (809) - CCI

247 E. Main St., Dahlonega, GA 30533 Phone: 706-864-5110 Vendor ID# 35566	Quarterly Scores (Grades)		Current Quarter Score (Grade)
	Q1: 94.57 (A)	Q2: 95.09 (A)	87.32% (B+)
	Q3: 98.14 (A+)	Q4: 87.32 (B+)	

Program Census Information:	# Children in Care During Quarter: 12	# Placements During Quarter: 12	# Children in Care On Last Day: 7
-----------------------------	---------------------------------------	---------------------------------	-----------------------------------

	Avg Performance All CCIs (%)	Provider Performance (%)*	Possible Points (Weight)	Provider Points Earned
--	-------------------------------------	----------------------------------	---------------------------------	-------------------------------

OPM Monitoring Reviews

Annual Comprehensive Reviews	88%	72%	25	17.94
Safety Reviews	94%	88%	15	13.22
Monitoring Sub-Total			40	31.15

CCI Safety Outcomes

Incidence of Maltreatment	0.27%	No Substantiated Reports	10	10.00
Staff Training/Foundations	68%	84%	5	4.20
Staff Safety Checks	98%	100%	5	5.00
Safety Sub-Total			20	19.20

CCI Permanency Outcomes

Placement Stability	90%	75%	15	11.25
Permanency Sub-Total			15	11.25

CCI Well-Being Outcomes

EPSDT Medical Visits	93%	100%	4	4.00
EPSDT Dental Visits	91%	100%	4	4.00
Academic Supports	76%	100%	3	3.00
Provider ECEM Visits	70%	63%	7	4.41
Provider General Contacts	67%	13%	7	0.91
Placements with Siblings	37%	38%	Not Scored	Not Scored
Placements within Legal County	14%	0%	Not Scored	Not Scored
Well-Being Sub-Total			25	16.32

*Performance calculation descriptions can be found in the FY 2018 RBWO PBP Measurements and Standards Guide.

Monitoring & Outcomes: Possible Points = 100	Points Earned = 77.92
Score Before Incentives Credit	77.92%
Incentives Awarded	9.40 pts
PBP Verification	N/A pts
Total Score	87.32%



DHS, DFCS, Office of Provider Management
Performance-Based Placement Measures
RBWO Provider GA+SCORECARD - CCI
Report Quarter: Q4 FY2018



Provider/Program Name: Rainbow Children's Home - (809) - CCI

Program Census Information:		# Children in Care During Quarter: 12	# Placements During Quarter: 12	# Children in Care On Last Day: 7
CCI Incentive Credits	Avg Performance All CCIs (Points)	Provider Performance (%)*	Possible Points (Weight)	Provider Points Earned
Early EPSDT Medical Visits		100%	2	2.00
Early EPSDT Dental Visits		100%	2	2.00
Permanency Contacts		None Planned	5	
Additional Academic Supports		20%	2	0.40
Active Agency Accreditation		0%	4	0.00
Staff Clinical Licensure		20%	5	1.00
Behavior Management (threshold = 0)		100%	4	4.00
Incentives Total	7.72		24	9.40
Maximum total combined incentive credit allowed is 10 points.			Incentives Awarded	9.40

*Performance calculation descriptions can be found in the FY 2018 RBWO PBP Measurements and Standards Guide.

Child Protective Services Investigations and Dispositions

The following investigations data, which is not used for scoring but is considered significant to a provider's performance, is from Georgia SHINES and is not considered final or complete until the end of the fiscal year.

Total Reports:	2	
Number Screened In:	0	
Number Screened Out:	2	
Number Substantiated:	0	
Number Unsubstantiated:	0	
Number Active CPS Investigations:	0	



DHS, DFCS, Office of Provider Management
Performance-Based Placement Measures
RBWO Provider GA+SCORECARD - CCI
Report Quarter: Q4 FY2018



Provider/Program Name: Rainbow House, Inc. - (810) - CCI

879 Battle Creek Rd., Jonesboro, GA 30236

Phone: 770-478-6905

Vendor ID# 35567

Quarterly Scores (Grades)

Q1: 92.80 (A-)

Q2: 100.99 (A+)

Q3: 102.40 (A+)

Q4: 100.32 (A+)

Current Quarter Score (Grade)

100.32%

(A+)

Program Census Information:

Children in Care During
Quarter: 39

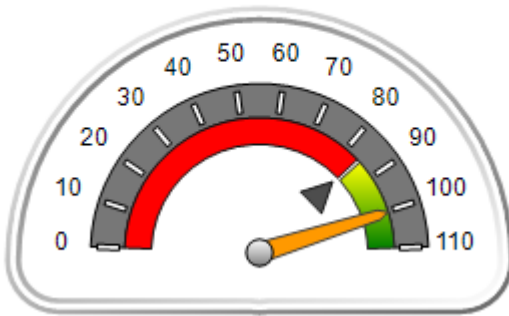
Placements During
Quarter: 39

Children in Care On Last
Day: 20

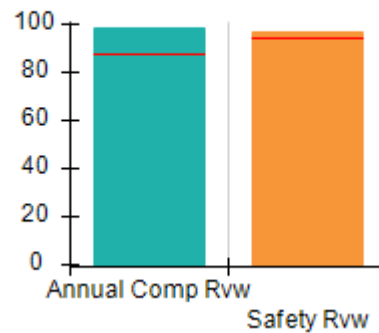
Quarterly Provider Comparisons to All CCIs

▼ indicates average for all CCIs

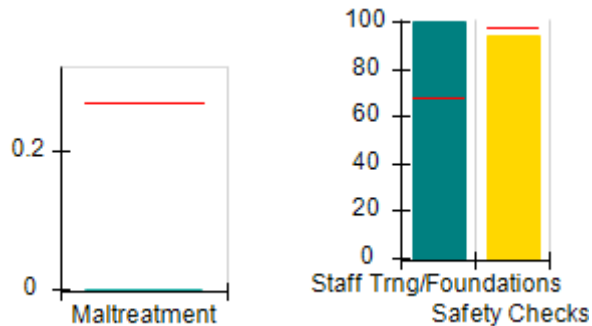
Overall Score (%)



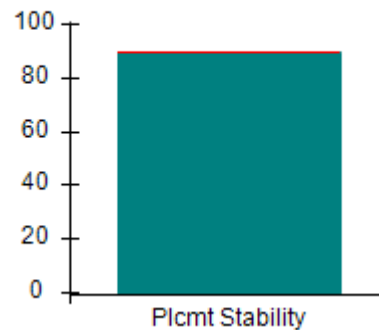
OPM Monitoring Reviews (%)



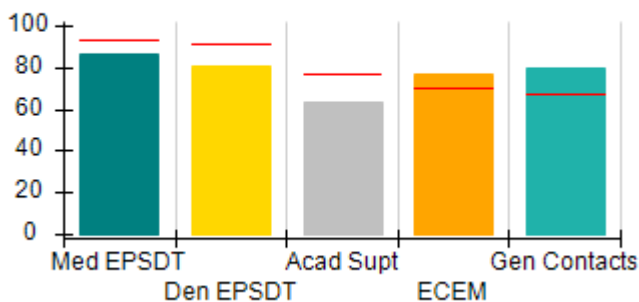
Safety Outcomes (%)



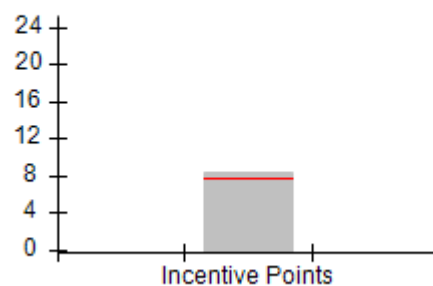
Permanency Outcomes (%)



Well-Being Outcomes (%)



Incentives Earned (Points)





DHS, DFCS, Office of Provider Management
Performance-Based Placement Measures
RBWO Provider GA+SCORECARD - CCI
 Report Quarter: Q4 FY2018



Provider/Program Name: Rainbow House, Inc. - (810) - CCI

879 Battle Creek Rd., Jonesboro, GA 30236 Phone: 770-478-6905 Vendor ID# 35567	Quarterly Scores (Grades)		Current Quarter Score (Grade)
	Q1: 92.80 (A-)	Q2: 100.99 (A+)	100.32%
	Q3: 102.40 (A+)	Q4: 100.32 (A+)	(A+)

Program Census Information:	# Children in Care During Quarter: 39	# Placements During Quarter: 39	# Children in Care On Last Day: 20
-----------------------------	---------------------------------------	---------------------------------	------------------------------------

	Avg Performance All CCIs (%)	Provider Performance (%)*	Possible Points (Weight)	Provider Points Earned
--	-------------------------------------	----------------------------------	---------------------------------	-------------------------------

OPM Monitoring Reviews

Annual Comprehensive Reviews	88%	99%	25	24.72
Safety Reviews	94%	97%	15	14.56
Monitoring Sub-Total			40	39.28

CCI Safety Outcomes

Incidence of Maltreatment	0.27%	No Substantiated Reports	10	10.00
Staff Training/Foundations	68%	100%	5	5.00
Staff Safety Checks	98%	94%	5	4.70
Safety Sub-Total			20	19.70

CCI Permanency Outcomes

Placement Stability	90%	90%	15	13.50
Permanency Sub-Total			15	13.50

CCI Well-Being Outcomes

EPSDT Medical Visits	93%	86%	4	3.44
EPSDT Dental Visits	91%	81%	4	3.24
Academic Supports	76%	63%	3	1.89
Provider ECEM Visits	70%	77%	7	5.39
Provider General Contacts	67%	80%	7	5.60
Placements with Siblings	37%	Not Eligible	Not Scored	Not Scored
Placements within Legal County	14%	15%	Not Scored	Not Scored
Well-Being Sub-Total			25	19.56

*Performance calculation descriptions can be found in the FY 2018 RBWO PBP Measurements and Standards Guide.

Monitoring & Outcomes: Possible Points = 100	Points Earned = 92.04
Score Before Incentives Credit	92.04%
Incentives Awarded	8.28 pts
PBP Verification	N/A pts
Total Score	100.32%



DHS, DFCS, Office of Provider Management
Performance-Based Placement Measures
RBWO Provider GA+SCORECARD - CCI
Report Quarter: Q4 FY2018



Provider/Program Name: Rainbow House, Inc. - (810) - CCI

Program Census Information:		# Children in Care During Quarter: 39	# Placements During Quarter: 39	# Children in Care On Last Day: 20
CCI Incentive Credits	Avg Performance All CCIs (Points)	Provider Performance (%)*	Possible Points (Weight)	Provider Points Earned
Early EPSDT Medical Visits		83%	2	1.66
Early EPSDT Dental Visits		64%	2	1.28
Permanency Contacts		0%	5	0.00
Additional Academic Supports		17%	2	0.34
Active Agency Accreditation		0%	4	0.00
Staff Clinical Licensure		20%	5	1.00
Behavior Management (threshold = 0)		100%	4	4.00
Incentives Total	7.72		24	8.28
Maximum total combined incentive credit allowed is 10 points.			Incentives Awarded	8.28

*Performance calculation descriptions can be found in the FY 2018 RBWO PBP Measurements and Standards Guide.

Child Protective Services Investigations and Dispositions

The following investigations data, which is not used for scoring but is considered significant to a provider's performance, is from Georgia SHINES and is not considered final or complete until the end of the fiscal year.

Total Reports:	2	
Number Screened In:	0	
Number Screened Out:	2	
Number Substantiated:	0	
Number Unsubstantiated:	0	
Number Active CPS Investigations:	0	



DHS, DFCS, Office of Provider Management
Performance-Based Placement Measures
RBWO Provider GA+SCORECARD - CCI
Report Quarter: Q4 FY2018



Provider/Program Name: Raintree Village - Lowndes County (811) - CCI

3757 Johnston Rd., Valdosta, GA 31601

Phone: 229-559-5944

Vendor ID# 35568

Quarterly Scores (Grades)

Q1: 88.80 (B+)

Q2: 101.82 (A+)

Q3: 103.21 (A+)

Q4: 89.05 (B+)

Current Quarter Score (Grade)

89.05%

(B+)

Program Census Information:

Children in Care During
Quarter: 12

Placements During
Quarter: 12

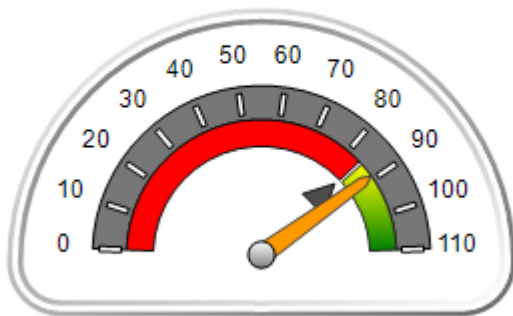
Children in Care On Last
Day: 11

Quarterly Provider Comparisons to All CCIs

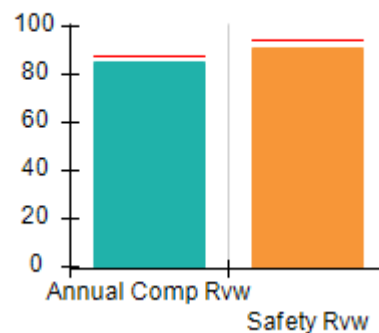


indicates average for all CCIs

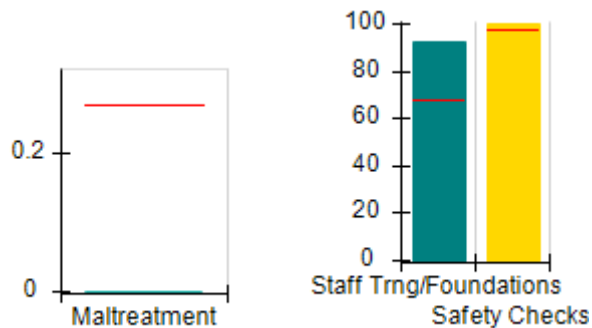
Overall Score (%)



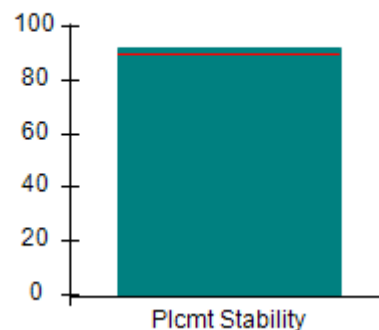
OPM Monitoring Reviews (%)



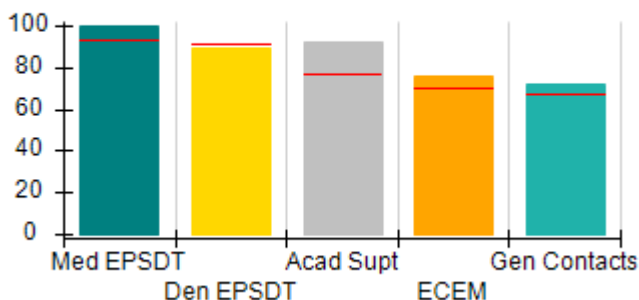
Safety Outcomes (%)



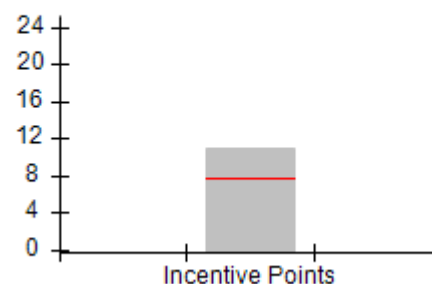
Permanency Outcomes (%)



Well-Being Outcomes (%)



Incentives Earned (Points)





DHS, DFCS, Office of Provider Management
Performance-Based Placement Measures
RBWO Provider GA+SCORECARD - CCI
 Report Quarter: Q4 FY2018



Provider/Program Name: Raintree Village - Lowndes County (811) - CCI				
3757 Johnston Rd., Valdosta, GA 31601 Phone: 229-559-5944 Vendor ID# 35568		Quarterly Scores (Grades)		Current Quarter Score (Grade)
		Q1: 88.80 (B+)	Q2: 101.82 (A+)	89.05% (B+)
		Q3: 103.21 (A+)	Q4: 89.05 (B+)	
Program Census Information:		# Children in Care During Quarter: 12	# Placements During Quarter: 12	# Children in Care On Last Day: 11
	Avg Performance All CCIs (%)	Provider Performance (%)*	Possible Points (Weight)	Provider Points Earned
OPM Monitoring Reviews				
Annual Comprehensive Reviews	88%	85%	25	21.31
Safety Reviews	94%	91%	15	13.67
Monitoring Sub-Total			40	34.97
CCI Safety Outcomes				
Incidence of Maltreatment	0.27%	No Substantiated Reports	10	10.00
Staff Training/Foundations	68%	92%	5	4.60
Staff Safety Checks	98%	100%	5	5.00
Safety Sub-Total			20	19.60
CCI Permanency Outcomes				
Placement Stability	90%	92%	15	13.80
Permanency Sub-Total			15	13.80
CCI Well-Being Outcomes				
EPSDT Medical Visits	93%	100%	4	4.00
EPSDT Dental Visits	91%	89%	4	3.56
Academic Supports	76%	92%	3	2.76
Provider ECEM Visits	70%	76%	7	5.32
Provider General Contacts	67%	72%	7	5.04
Placements with Siblings	37%	43%	Not Scored	Not Scored
Placements within Legal County	14%	0%	Not Scored	Not Scored
Well-Being Sub-Total			25	20.68
*Performance calculation descriptions can be found in the FY 2018 RBWO PBP Measurements and Standards Guide.				

Monitoring & Outcomes: Possible Points = 100		Points Earned = 89.05	
Score Before Incentives Credit		89.05%	
Incentives Awarded		10.00 pts	
PBP Verification		-10.00 pts	
Total Score		89.05%	



DHS, DFCS, Office of Provider Management
Performance-Based Placement Measures
RBWO Provider GA+SCORECARD - CCI
Report Quarter: Q4 FY2018



Provider/Program Name: Raintree Village - Lowndes County (811) - CCI

Program Census Information:		# Children in Care During Quarter: 12	# Placements During Quarter: 12	# Children in Care On Last Day: 11
CCI Incentive Credits	Avg Performance All CCIs (Points)	Provider Performance (%)*	Possible Points (Weight)	Provider Points Earned
Early EPSDT Medical Visits		100%	2	2.00
Early EPSDT Dental Visits		67%	2	1.34
Permanency Contacts		None Planned	5	
Additional Academic Supports		83%	2	1.66
Active Agency Accreditation		50%	4	2.00
Staff Clinical Licensure		0%	5	0.00
Behavior Management (threshold = 0)		100%	4	4.00
Incentives Total	7.72		24	11.00
Maximum total combined incentive credit allowed is 10 points.			Incentives Awarded	10.00

*Performance calculation descriptions can be found in the FY 2018 RBWO PBP Measurements and Standards Guide.

Child Protective Services Investigations and Dispositions

The following investigations data, which is not used for scoring but is considered significant to a provider's performance, is from Georgia SHINES and is not considered final or complete until the end of the fiscal year.

Total Reports:	0	
Number Screened In:	0	
Number Screened Out:	0	
Number Substantiated:	0	
Number Unsubstantiated:	0	
Number Active CPS Investigations:	0	



DHS, DFCS, Office of Provider Management
Performance-Based Placement Measures
RBWO Provider GA+SCORECARD - CCI
Report Quarter: Q4 FY2018



Provider/Program Name: Reaching Back, LLC - (5326) - CCI

1209 9th St., Columbus, GA 31907

Phone: 762-524-7562

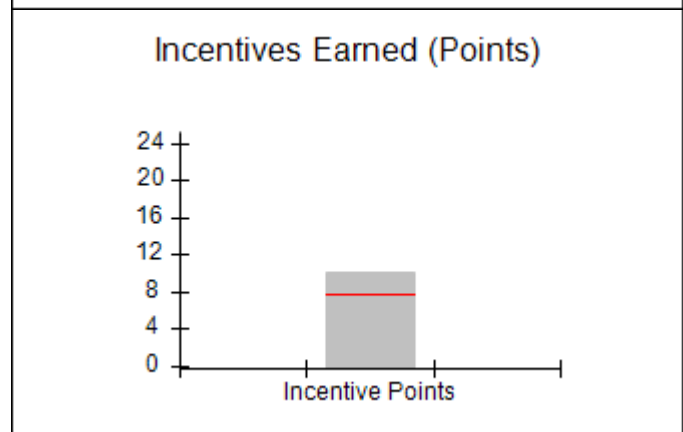
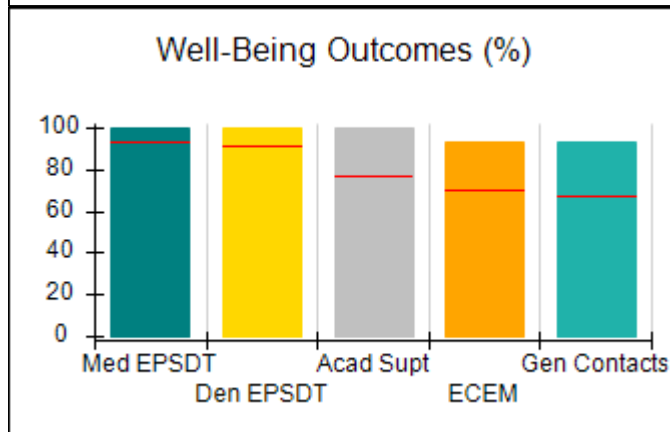
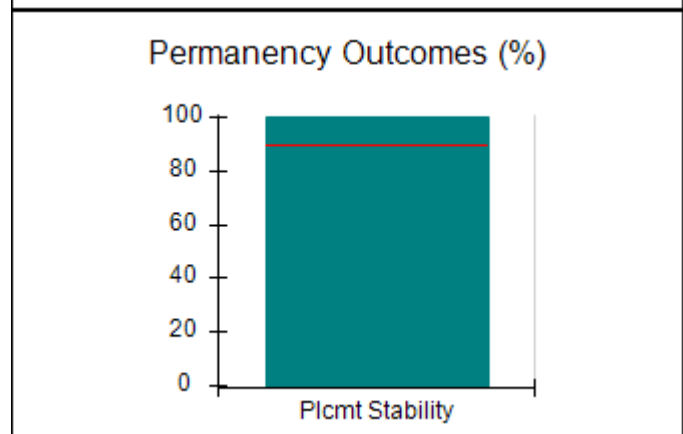
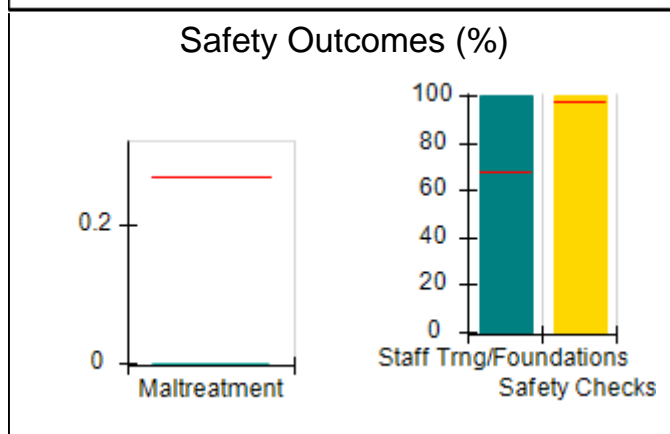
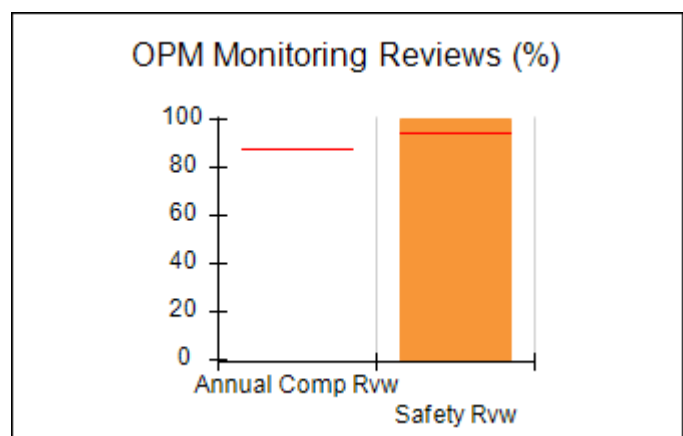
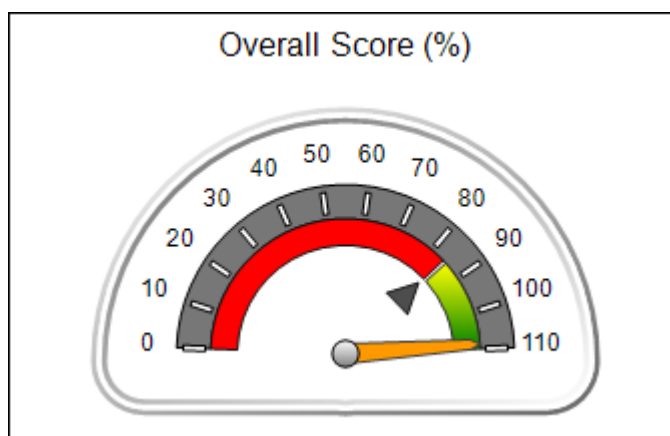
Vendor ID# 136876

Program Census Information:

Quarterly Scores (Grades)		Current Quarter Score (Grade)
Q1: (N/A)	Q2: 98.10 (A+)	108.69% (A+)
Q3: 106.63 (A+)	Q4: 108.69 (A+)	
# Children in Care During Quarter: 7	# Placements During Quarter: 8	# Children in Care On Last Day: 5

Quarterly Provider Comparisons to All CCIs

▼ — indicates average for all CCIs





DHS, DFCS, Office of Provider Management
Performance-Based Placement Measures
RBWO Provider GA+SCORECARD - CCI
 Report Quarter: Q4 FY2018



Provider/Program Name: Reaching Back, LLC - (5326) - CCI

1209 9th St., Columbus, GA 31907 Phone: 762-524-7562 Vendor ID# 136876	Quarterly Scores (Grades)		Current Quarter Score (Grade)
	Q1: (N/A)	Q2: 98.10 (A+)	108.69% (A+)
	Q3: 106.63 (A+)	Q4: 108.69 (A+)	

Program Census Information:	# Children in Care During Quarter: 7	# Placements During Quarter: 8	# Children in Care On Last Day: 5
-----------------------------	--------------------------------------	--------------------------------	-----------------------------------

	Avg Performance All CCIs (%)	Provider Performance (%)*	Possible Points (Weight)	Provider Points Earned
--	------------------------------	---------------------------	--------------------------	------------------------

OPM Monitoring Reviews

Annual Comprehensive Reviews	88%	Not Yet Conducted		
Safety Reviews	94%	100%	15	15.00
Monitoring Sub-Total			15	15.00

CCI Safety Outcomes

Incidence of Maltreatment	0.27%	No Substantiated Reports	10	10.00
Staff Training/Foundations	68%	100%	5	5.00
Staff Safety Checks	98%	100%	5	5.00
Safety Sub-Total			20	20.00

CCI Permanency Outcomes

Placement Stability	90%	100%	15	15.00
Permanency Sub-Total			15	15.00

CCI Well-Being Outcomes

EPSDT Medical Visits	93%	100%	4	4.00
EPSDT Dental Visits	91%	100%	4	4.00
Academic Supports	76%	100%	3	3.00
Provider ECEM Visits	70%	93%	7	6.51
Provider General Contacts	67%	93%	7	6.51
Placements with Siblings	37%	0%	Not Scored	Not Scored
Placements within Legal County	14%	0%	Not Scored	Not Scored
Well-Being Sub-Total			25	24.02

*Performance calculation descriptions can be found in the FY 2018 RBWO PBP Measurements and Standards Guide.

Monitoring & Outcomes: Possible Points = 75	Points Earned = 74.02
Score Before Incentives Credit	98.69%
Incentives Awarded	10.00 pts
PBP Verification	N/A pts
Total Score	108.69%



DHS, DFCS, Office of Provider Management
Performance-Based Placement Measures
RBWO Provider GA+SCORECARD - CCI
Report Quarter: Q4 FY2018



Provider/Program Name: Reaching Back, LLC - (5326) - CCI

Program Census Information:		# Children in Care During Quarter: 7	# Placements During Quarter: 8	# Children in Care On Last Day: 5
CCI Incentive Credits	Avg Performance All CCIs (Points)	Provider Performance (%)*	Possible Points (Weight)	Provider Points Earned
Early EPSDT Medical Visits		100%	2	2.00
Early EPSDT Dental Visits		100%	2	2.00
Permanency Contacts		0%	5	0.00
Additional Academic Supports		100%	2	2.00
Active Agency Accreditation		0%	4	0.00
Staff Clinical Licensure		0%	5	0.00
Behavior Management (threshold = 0)		100%	4	4.00
Incentives Total	7.72		24	10.00
Maximum total combined incentive credit allowed is 10 points.			Incentives Awarded	10.00

*Performance calculation descriptions can be found in the FY 2018 RBWO PBP Measurements and Standards Guide.

Child Protective Services Investigations and Dispositions

The following investigations data, which is not used for scoring but is considered significant to a provider's performance, is from Georgia SHINES and is not considered final or complete until the end of the fiscal year.

Total Reports:	0	
Number Screened In:	0	
Number Screened Out:	0	
Number Substantiated:	0	
Number Unsubstantiated:	0	
Number Active CPS Investigations:	0	



DHS, DFCS, Office of Provider Management
Performance-Based Placement Measures
RBWO Provider GA+SCORECARD - CCI
Report Quarter: Q4 FY2018



Provider/Program Name: Rock of Ages Youth Home, LLC - (5341) - CCI

145 Brooks Street, Sparta, GA 31087

Phone: 404-387-7043

Vendor ID# 157623

Quarterly Scores (Grades)

Q1: (N/A)

Q2: (N/A)

Q3: 89.83 (B+)

Q4: 94.77 (A)

Current Quarter Score (Grade)

94.77%

(A)

Program Census Information:

Children in Care During
Quarter: 10

Placements During
Quarter: 10

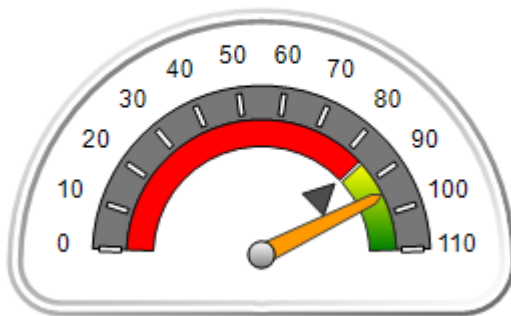
Children in Care On Last
Day: 5

Quarterly Provider Comparisons to All CCIs

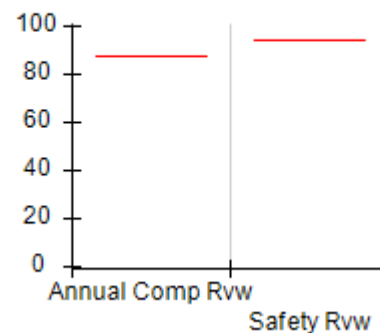


indicates average for all CCIs

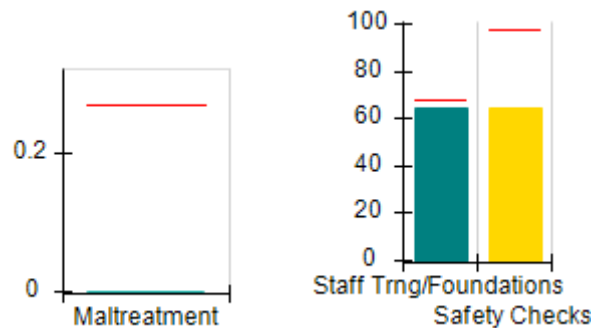
Overall Score (%)



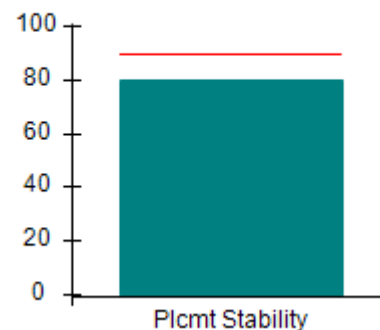
OPM Monitoring Reviews (%)



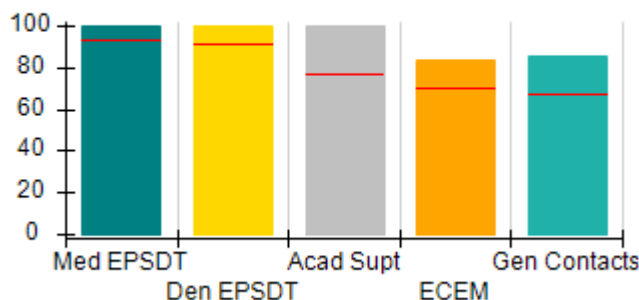
Safety Outcomes (%)



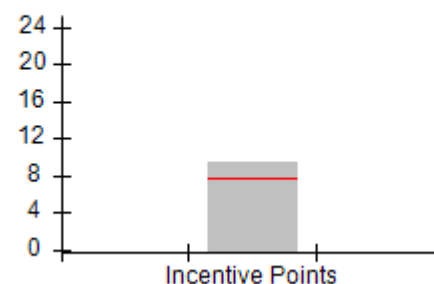
Permanency Outcomes (%)



Well-Being Outcomes (%)



Incentives Earned (Points)





DHS, DFCS, Office of Provider Management
Performance-Based Placement Measures
RBWO Provider GA+SCORECARD - CCI
Report Quarter: Q4 FY2018



Provider/Program Name: Rock of Ages Youth Home, LLC - (5341) - CCI				
145 Brooks Street, Sparta, GA 31087 Phone: 404-387-7043 Vendor ID# 157623		Quarterly Scores (Grades)		Current Quarter Score (Grade)
		Q1: (N/A)	Q2: (N/A)	94.77% (A)
		Q3: 89.83 (B+)	Q4: 94.77 (A)	
Program Census Information:		# Children in Care During Quarter: 10	# Placements During Quarter: 10	# Children in Care On Last Day: 5
	Avg Performance All CCIs (%)	Provider Performance (%)*	Possible Points (Weight)	Provider Points Earned
OPM Monitoring Reviews				
Annual Comprehensive Reviews	88%	Not Yet Conducted		
Safety Reviews	94%	Not Yet Conducted		
Monitoring Sub-Total				0.00
CCI Safety Outcomes				
Incidence of Maltreatment	0.27%	No Substantiated Reports	10	10.00
Staff Training/Foundations	68%	64%	5	3.20
Staff Safety Checks	98%	64%	5	3.20
Safety Sub-Total			20	16.40
CCI Permanency Outcomes				
Placement Stability	90%	80%	15	12.00
Permanency Sub-Total			15	12.00
CCI Well-Being Outcomes				
EPSDT Medical Visits	93%	100%	4	4.00
EPSDT Dental Visits	91%	100%	4	4.00
Academic Supports	76%	100%	3	3.00
Provider ECEM Visits	70%	83%	7	5.81
Provider General Contacts	67%	85%	7	5.95
Placements with Siblings	37%	0%	Not Scored	Not Scored
Placements within Legal County	14%	0%	Not Scored	Not Scored
Well-Being Sub-Total			25	22.76
*Performance calculation descriptions can be found in the FY 2018 RBWO PBP Measurements and Standards Guide.				

Monitoring & Outcomes: Possible Points = 60		Points Earned = 51.16	
Score Before Incentives Credit			85.27%
Incentives Awarded			9.50 pts
PBP Verification			N/A pts
Total Score			94.77%



DHS, DFCS, Office of Provider Management
Performance-Based Placement Measures
RBWO Provider GA+SCORECARD - CCI
Report Quarter: Q4 FY2018



Provider/Program Name: Rock of Ages Youth Home, LLC - (5341) - CCI

Program Census Information:		# Children in Care During Quarter: 10	# Placements During Quarter: 10	# Children in Care On Last Day: 5
CCI Incentive Credits	Avg Performance All CCIs (Points)	Provider Performance (%)*	Possible Points (Weight)	Provider Points Earned
Early EPSDT Medical Visits		100%	2	2.00
Early EPSDT Dental Visits		100%	2	2.00
Permanency Contacts		None Planned	5	
Additional Academic Supports		75%	2	1.50
Active Agency Accreditation		0%	4	0.00
Staff Clinical Licensure		0%	5	0.00
Behavior Management (threshold = 0)		100%	4	4.00
Incentives Total	7.72		24	9.50
Maximum total combined incentive credit allowed is 10 points.			Incentives Awarded	9.50

*Performance calculation descriptions can be found in the FY 2018 RBWO PBP Measurements and Standards Guide.

Child Protective Services Investigations and Dispositions

The following investigations data, which is not used for scoring but is considered significant to a provider's performance, is from Georgia SHINES and is not considered final or complete until the end of the fiscal year.

Total Reports:	1	
Number Screened In:	0	
Number Screened Out:	1	
Number Substantiated:	0	
Number Unsubstantiated:	0	
Number Active CPS Investigations:	0	



DHS, DFCS, Office of Provider Management
Performance-Based Placement Measures
RBWO Provider GA+SCORECARD - CCI
Report Quarter: Q4 FY2018



Provider/Program Name: Safe Harbor Children's Center, Inc. - Norwich Street (5298) - CCI

1526 Norwich Street , Brunswick, GA 31520-6912

Phone: 912-267-6000

Vendor ID# 153821

Quarterly Scores (Grades)

Q1: 91.23 (A-)

Q2: 103.14 (A+)

Q3: 104.89 (A+)

Q4: 101.78 (A+)

Current Quarter Score (Grade)

101.78%

(A+)

Program Census Information:

Children in Care During Quarter: 25

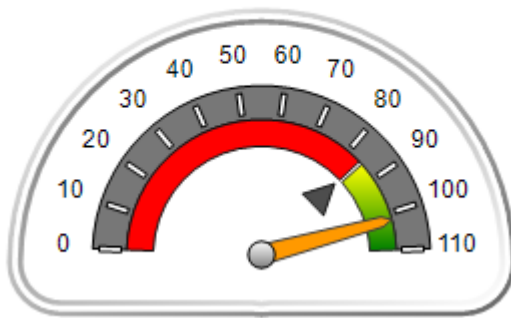
Placements During Quarter: 25

Children in Care On Last Day: 24

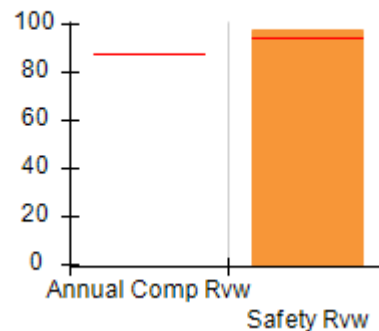
Quarterly Provider Comparisons to All CCIs

▼ — indicates average for all CCIs

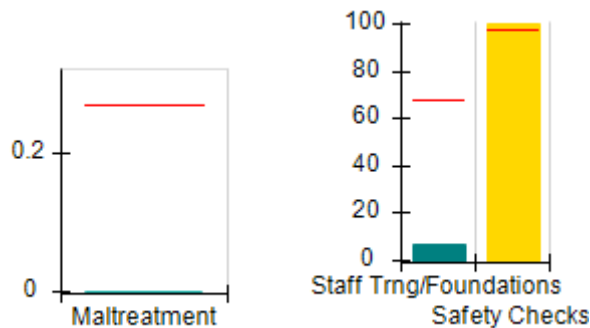
Overall Score (%)



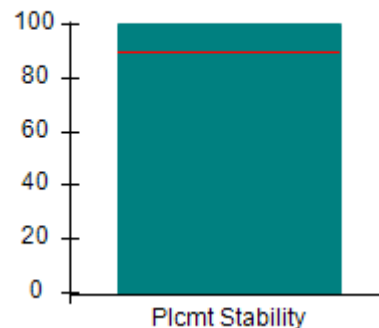
OPM Monitoring Reviews (%)



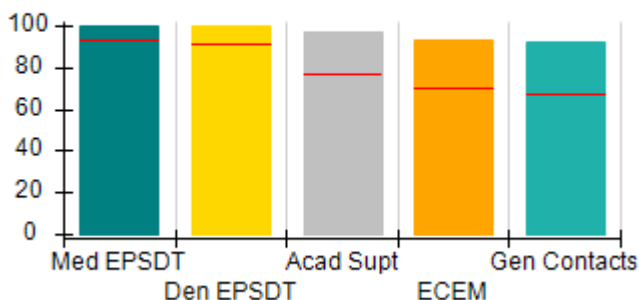
Safety Outcomes (%)



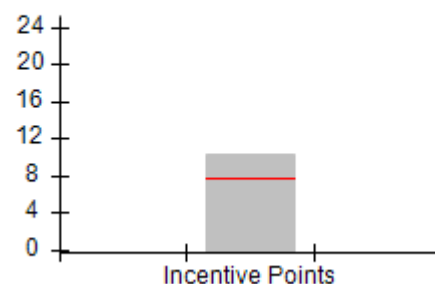
Permanency Outcomes (%)



Well-Being Outcomes (%)



Incentives Earned (Points)





DHS, DFCS, Office of Provider Management
Performance-Based Placement Measures
RBWO Provider GA+SCORECARD - CCI
 Report Quarter: Q4 FY2018



Provider/Program Name: Safe Harbor Children's Center, Inc. - Norwich Street (5298) - CCI

1526 Norwich Street , Brunswick, GA 31520-6912 Phone: 912-267-6000 Vendor ID# 153821	Quarterly Scores (Grades)		Current Quarter Score (Grade)
	Q1: 91.23 (A-)	Q2: 103.14 (A+)	101.78% (A+)
	Q3: 104.89 (A+)	Q4: 101.78 (A+)	

Program Census Information:	# Children in Care During Quarter: 25	# Placements During Quarter: 25	# Children in Care On Last Day: 24
-----------------------------	---------------------------------------	---------------------------------	------------------------------------

	Avg Performance All CCIs (%)	Provider Performance (%)*	Possible Points (Weight)	Provider Points Earned
--	------------------------------	---------------------------	--------------------------	------------------------

OPM Monitoring Reviews

Annual Comprehensive Reviews	88%	Not Yet Conducted		
Safety Reviews	94%	98%	15	14.63
Monitoring Sub-Total			15	14.63

CCI Safety Outcomes

Incidence of Maltreatment	0.27%	No Substantiated Reports	10	10.00
Staff Training/Foundations	68%	7%	5	0.35
Staff Safety Checks	98%	100%	5	5.00
Safety Sub-Total			20	15.35

CCI Permanency Outcomes

Placement Stability	90%	100%	15	15.00
Permanency Sub-Total			15	15.00

CCI Well-Being Outcomes

EPSDT Medical Visits	93%	100%	4	4.00
EPSDT Dental Visits	91%	100%	4	4.00
Academic Supports	76%	97%	3	2.91
Provider ECEM Visits	70%	93%	7	6.51
Provider General Contacts	67%	92%	7	6.44
Placements with Siblings	37%	65%	Not Scored	Not Scored
Placements within Legal County	14%	25%	Not Scored	Not Scored
Well-Being Sub-Total			25	23.86

*Performance calculation descriptions can be found in the FY 2018 RBWO PBP Measurements and Standards Guide.

Monitoring & Outcomes: Possible Points = 75	Points Earned = 68.84
Score Before Incentives Credit	91.78%
Incentives Awarded	10.00 pts
PBP Verification	0.00 pts
Total Score	101.78%



DHS, DFCS, Office of Provider Management
Performance-Based Placement Measures
RBWO Provider GA+SCORECARD - CCI
Report Quarter: Q4 FY2018



Provider/Program Name: Safe Harbor Children's Center, Inc. - Norwich Street (5298) - CCI

Program Census Information:		# Children in Care During Quarter: 25	# Placements During Quarter: 25	# Children in Care On Last Day: 24
CCI Incentive Credits	Avg Performance All CCIs (Points)	Provider Performance (%)*	Possible Points (Weight)	Provider Points Earned
Early EPSDT Medical Visits		100%	2	2.00
Early EPSDT Dental Visits		100%	2	2.00
Permanency Contacts		0%	5	0.00
Additional Academic Supports		91%	2	1.82
Active Agency Accreditation		0%	4	0.00
Staff Clinical Licensure		10%	5	0.50
Behavior Management (threshold = 0)		100%	4	4.00
Incentives Total	7.72		24	10.32
Maximum total combined incentive credit allowed is 10 points.			Incentives Awarded	10.00

*Performance calculation descriptions can be found in the FY 2018 RBWO PBP Measurements and Standards Guide.

Child Protective Services Investigations and Dispositions

The following investigations data, which is not used for scoring but is considered significant to a provider's performance, is from Georgia SHINES and is not considered final or complete until the end of the fiscal year.

Total Reports:	1	
Number Screened In:	0	
Number Screened Out:	1	
Number Substantiated:	0	
Number Unsubstantiated:	0	
Number Active CPS Investigations:	0	



DHS, DFCS, Office of Provider Management
Performance-Based Placement Measures
RBWO Provider GA+SCORECARD - CCI
Report Quarter: Q4 FY2018



Provider/Program Name: Safe Haven 4U, LLC - (5315) - CCI

5702 Bobby Drive, Columbus, GA 31907

Phone: 762-821-1378

Vendor ID# 118253

Quarterly Scores (Grades)

Q1: 60.28 (D-)

Q2: 104.87 (A+)

Q3: 102.39 (A+)

Q4: 77.55 (C+)

Current Quarter Score (Grade)

77.55%

(C+)

Program Census Information:

Children in Care During
Quarter: 10

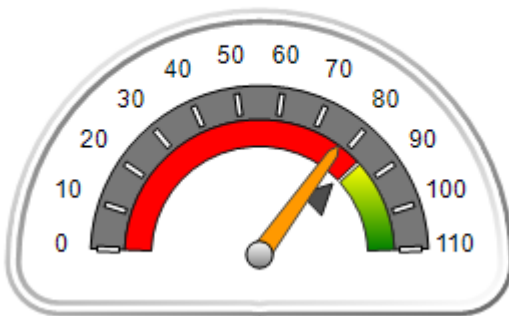
Placements During
Quarter: 10

Children in Care On Last
Day: 5

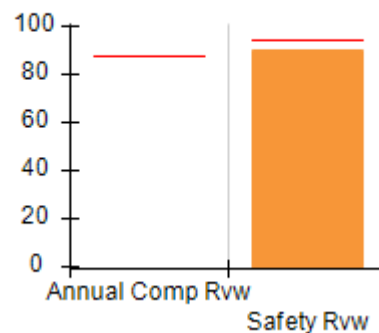
Quarterly Provider Comparisons to All CCIs

▼ indicates average for all CCIs

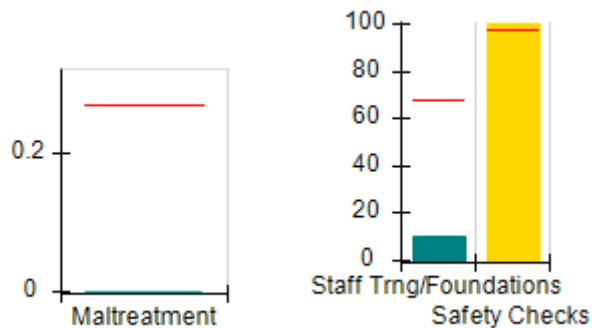
Overall Score (%)



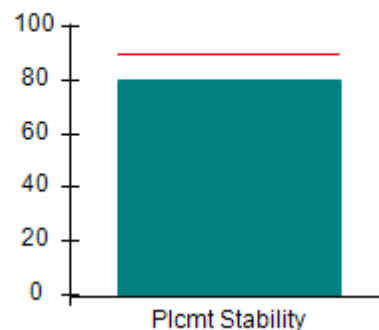
OPM Monitoring Reviews (%)



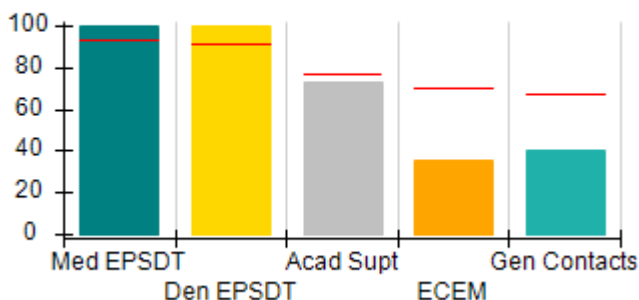
Safety Outcomes (%)



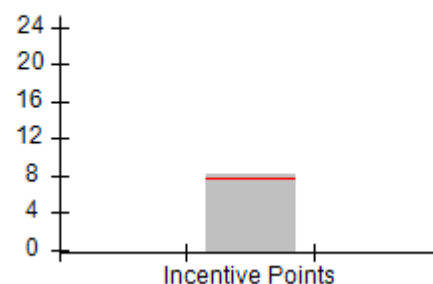
Permanency Outcomes (%)



Well-Being Outcomes (%)



Incentives Earned (Points)





DHS, DFCS, Office of Provider Management
Performance-Based Placement Measures
RBWO Provider GA+SCORECARD - CCI
 Report Quarter: Q4 FY2018



Provider/Program Name: Safe Haven 4U, LLC - (5315) - CCI

5702 Bobby Drive, Columbus, GA 31907 Phone: 762-821-1378 Vendor ID# 118253	Quarterly Scores (Grades)		Current Quarter Score (Grade)
	Q1: 60.28 (D-)	Q2: 104.87 (A+)	77.55% (C+)
	Q3: 102.39 (A+)	Q4: 77.55 (C+)	

Program Census Information:	# Children in Care During Quarter: 10	# Placements During Quarter: 10	# Children in Care On Last Day: 5
-----------------------------	---------------------------------------	---------------------------------	-----------------------------------

	Avg Performance All CCIs (%)	Provider Performance (%)*	Possible Points (Weight)	Provider Points Earned
--	------------------------------	---------------------------	--------------------------	------------------------

OPM Monitoring Reviews

Annual Comprehensive Reviews	88%	Not Yet Conducted		
Safety Reviews	94%	90%	15	13.50
Monitoring Sub-Total			15	13.50

CCI Safety Outcomes

Incidence of Maltreatment	0.27%	No Substantiated Reports	10	10.00
Staff Training/Foundations	68%	10%	5	0.50
Staff Safety Checks	98%	100%	5	5.00
Safety Sub-Total			20	15.50

CCI Permanency Outcomes

Placement Stability	90%	80%	15	12.00
Permanency Sub-Total			15	12.00

CCI Well-Being Outcomes

EPSDT Medical Visits	93%	100%	4	4.00
EPSDT Dental Visits	91%	100%	4	4.00
Academic Supports	76%	73%	3	2.19
Provider ECEM Visits	70%	36%	7	2.52
Provider General Contacts	67%	40%	7	2.80
Placements with Siblings	37%	100%	Not Scored	Not Scored
Placements within Legal County	14%	20%	Not Scored	Not Scored
Well-Being Sub-Total			25	15.51

*Performance calculation descriptions can be found in the FY 2018 RBWO PBP Measurements and Standards Guide.

Monitoring & Outcomes: Possible Points = 75	Points Earned = 56.51
Score Before Incentives Credit	75.35%
Incentives Awarded	8.20 pts
PBP Verification	-6.00 pts
Total Score	77.55%



DHS, DFCS, Office of Provider Management
Performance-Based Placement Measures
RBWO Provider GA+SCORECARD - CCI
Report Quarter: Q4 FY2018



Provider/Program Name: Safe Haven 4U, LLC - (5315) - CCI

Program Census Information:		# Children in Care During Quarter: 10	# Placements During Quarter: 10	# Children in Care On Last Day: 5
CCI Incentive Credits	Avg Performance All CCIs (Points)	Provider Performance (%)*	Possible Points (Weight)	Provider Points Earned
Early EPSDT Medical Visits		100%	2	2.00
Early EPSDT Dental Visits		100%	2	2.00
Permanency Contacts		0%	5	0.00
Additional Academic Supports		10%	2	0.20
Active Agency Accreditation		0%	4	0.00
Staff Clinical Licensure		0%	5	0.00
Behavior Management (threshold = 0)		100%	4	4.00
Incentives Total	7.72		24	8.20
Maximum total combined incentive credit allowed is 10 points.			Incentives Awarded	8.20

*Performance calculation descriptions can be found in the FY 2018 RBWO PBP Measurements and Standards Guide.

Child Protective Services Investigations and Dispositions

The following investigations data, which is not used for scoring but is considered significant to a provider's performance, is from Georgia SHINES and is not considered final or complete until the end of the fiscal year.

Total Reports:	1	
Number Screened In:	0	
Number Screened Out:	1	
Number Substantiated:	0	
Number Unsubstantiated:	0	
Number Active CPS Investigations:	0	



DHS, DFCS, Office of Provider Management
Performance-Based Placement Measures
RBWO Provider GA+SCORECARD - CCI
Report Quarter: Q4 FY2018



Provider/Program Name: Safe Haven Christian Outreach - (5340) - CCI

244 Lake Joy Rd, Perry, GA 31069

Phone: 478-224-0236

Vendor ID# 157967

Program Census Information:

Children in Care During
Quarter: 12

Placements During
Quarter: 12

Children in Care On Last
Day: 5

Quarterly Scores (Grades)

Q1: (N/A)

Q2: (N/A)

Q3: 92.88 (A-)

Q4: 73.11 (C-)

**Current Quarter Score
(Grade)**

73.11%

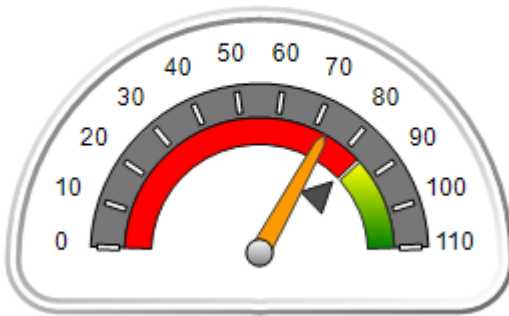
(C-)

Quarterly Provider Comparisons to All CCIs

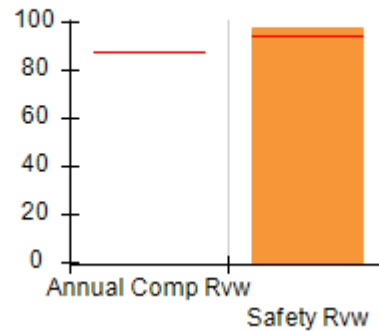


indicates average for all CCIs

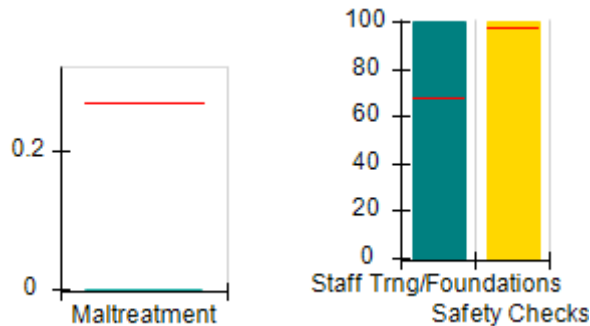
Overall Score (%)



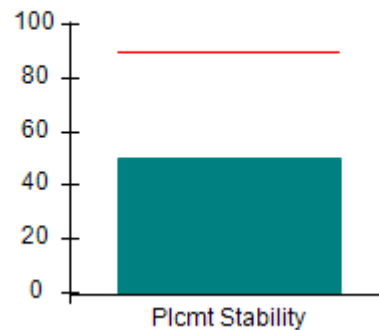
OPM Monitoring Reviews (%)



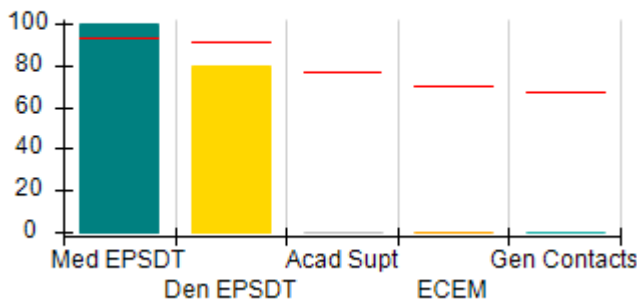
Safety Outcomes (%)



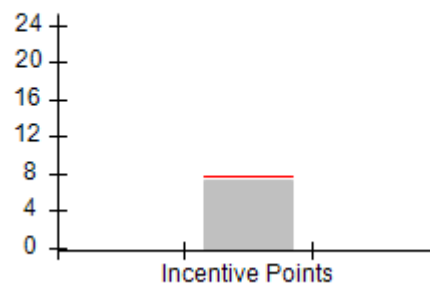
Permanency Outcomes (%)



Well-Being Outcomes (%)



Incentives Earned (Points)





DHS, DFCS, Office of Provider Management
Performance-Based Placement Measures
RBWO Provider GA+SCORECARD - CCI
 Report Quarter: Q4 FY2018



Provider/Program Name: Safe Haven Christian Outreach - (5340) - CCI				
244 Lake Joy Rd, Perry, GA 31069 Phone: 478-224-0236 Vendor ID# 157967		Quarterly Scores (Grades)		Current Quarter Score (Grade)
		Q1: (N/A)	Q2: (N/A)	73.11%
		Q3: 92.88 (A-)	Q4: 73.11 (C-)	(C-)
Program Census Information:		# Children in Care During Quarter: 12	# Placements During Quarter: 12	# Children in Care On Last Day: 5
	Avg Performance All CCIs (%)	Provider Performance (%)*	Possible Points (Weight)	Provider Points Earned
OPM Monitoring Reviews				
Annual Comprehensive Reviews	88%	Not Yet Conducted		
Safety Reviews	94%	98%	15	14.63
Monitoring Sub-Total			15	14.63
CCI Safety Outcomes				
Incidence of Maltreatment	0.27%	No Substantiated Reports	10	10.00
Staff Training/Foundations	68%	100%	5	5.00
Staff Safety Checks	98%	100%	5	5.00
Safety Sub-Total			20	20.00
CCI Permanency Outcomes				
Placement Stability	90%	50%	15	7.50
Permanency Sub-Total			15	7.50
CCI Well-Being Outcomes				
EPSDT Medical Visits	93%	100%	4	4.00
EPSDT Dental Visits	91%	80%	4	3.20
Academic Supports	76%	0%	3	0.00
Provider ECEM Visits	70%	0%	7	0.00
Provider General Contacts	67%	0%	7	0.00
Placements with Siblings	37%	0%	Not Scored	Not Scored
Placements within Legal County	14%	0%	Not Scored	Not Scored
Well-Being Sub-Total			25	7.20
*Performance calculation descriptions can be found in the FY 2018 RBWO PBP Measurements and Standards Guide.				

Monitoring & Outcomes: Possible Points = 75	Points Earned = 49.33
Score Before Incentives Credit	65.77%
Incentives Awarded	7.34 pts
PBP Verification	N/A pts
Total Score	73.11%



DHS, DFCS, Office of Provider Management
Performance-Based Placement Measures
RBWO Provider GA+SCORECARD - CCI
Report Quarter: Q4 FY2018



Provider/Program Name: Safe Haven Christian Outreach - (5340) - CCI

Program Census Information:		# Children in Care During Quarter: 12	# Placements During Quarter: 12	# Children in Care On Last Day: 5
CCI Incentive Credits	Avg Performance All CCIs (Points)	Provider Performance (%)*	Possible Points (Weight)	Provider Points Earned
Early EPSDT Medical Visits		100%	2	2.00
Early EPSDT Dental Visits		67%	2	1.34
Permanency Contacts		0%	5	0.00
Additional Academic Supports		0%	2	0.00
Active Agency Accreditation		0%	4	0.00
Staff Clinical Licensure		0%	5	0.00
Behavior Management (threshold = 0)		100%	4	4.00
Incentives Total	7.72		24	7.34
Maximum total combined incentive credit allowed is 10 points.			Incentives Awarded	7.34

*Performance calculation descriptions can be found in the FY 2018 RBWO PBP Measurements and Standards Guide.

Child Protective Services Investigations and Dispositions

The following investigations data, which is not used for scoring but is considered significant to a provider's performance, is from Georgia SHINES and is not considered final or complete until the end of the fiscal year.

Total Reports:	1	
Number Screened In:	1	
Number Screened Out:	0	
Number Substantiated:	0	
Number Unsubstantiated:	1	
Number Active CPS Investigations:	0	



DHS, DFCS, Office of Provider Management

Performance-Based Placement Measures

RBWO Provider GA+SCORECARD - CCI

Report Quarter: Q4 FY2018



Provider/Program Name: Secure & Care, Inc. - (5268) - CCI

3320 Melrose Drive, Columbus, GA 31906

Phone: 706-641-2535

Vendor ID# 144163

Quarterly Scores (Grades)

Q1: 54.05 (F)

Q2: 89.53 (B+)

Q3: 91.61 (A-)

Q4: 77.89 (C+)

Current Quarter Score (Grade)

77.89%

(C+)

Program Census Information:

Children in Care During Quarter: 5

Placements During Quarter: 5

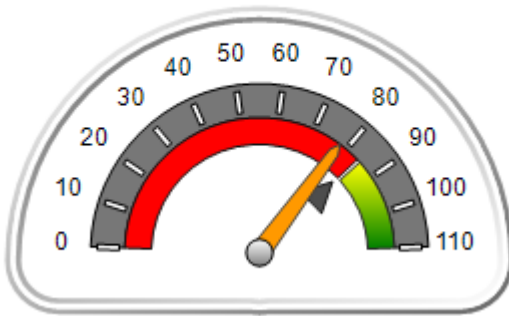
Children in Care On Last Day: 5

Quarterly Provider Comparisons to All CCIs

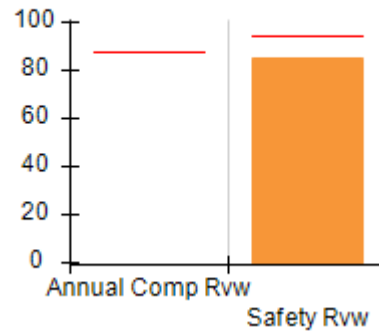


indicates average for all CCIs

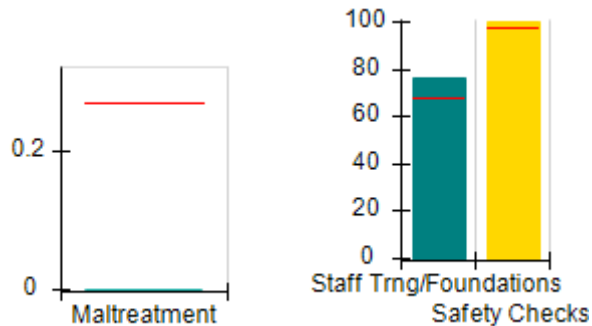
Overall Score (%)



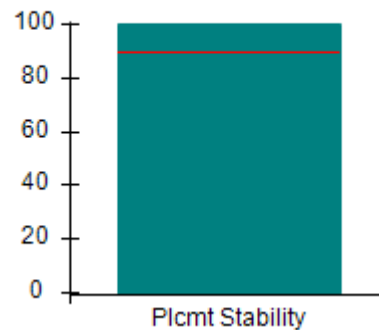
OPM Monitoring Reviews (%)



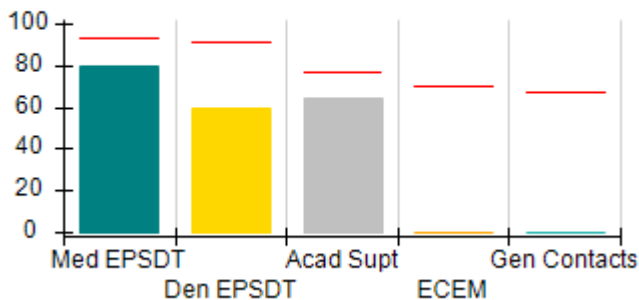
Safety Outcomes (%)



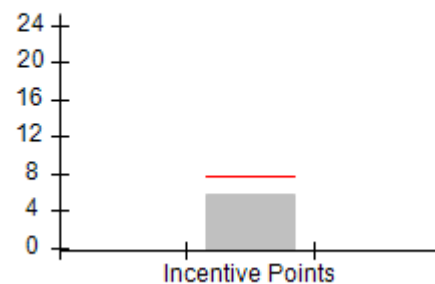
Permanency Outcomes (%)



Well-Being Outcomes (%)



Incentives Earned (Points)





DHS, DFCS, Office of Provider Management
Performance-Based Placement Measures
RBWO Provider GA+SCORECARD - CCI
 Report Quarter: Q4 FY2018



Provider/Program Name: Secure & Care, Inc. - (5268) - CCI

3320 Melrose Drive, Columbus, GA 31906 Phone: 706-641-2535 Vendor ID# 144163	Quarterly Scores (Grades)		Current Quarter Score (Grade)
	Q1: 54.05 (F)	Q2: 89.53 (B+)	77.89%
	Q3: 91.61 (A-)	Q4: 77.89 (C+)	(C+)

Program Census Information:	# Children in Care During Quarter: 5	# Placements During Quarter: 5	# Children in Care On Last Day: 5
-----------------------------	--------------------------------------	--------------------------------	-----------------------------------

	Avg Performance All CCIs (%)	Provider Performance (%)*	Possible Points (Weight)	Provider Points Earned
--	-------------------------------------	----------------------------------	---------------------------------	-------------------------------

OPM Monitoring Reviews

Annual Comprehensive Reviews	88%	Not Yet Conducted		
Safety Reviews	94%	85%	15	12.75
Monitoring Sub-Total			15	12.75

CCI Safety Outcomes

Incidence of Maltreatment	0.27%	No Substantiated Reports	10	10.00
Staff Training/Foundations	68%	76%	5	3.80
Staff Safety Checks	98%	100%	5	5.00
Safety Sub-Total			20	18.80

CCI Permanency Outcomes

Placement Stability	90%	100%	15	15.00
Permanency Sub-Total			15	15.00

CCI Well-Being Outcomes

EPSDT Medical Visits	93%	80%	4	3.20
EPSDT Dental Visits	91%	60%	4	2.40
Academic Supports	76%	64%	3	1.92
Provider ECEM Visits	70%	0%	7	0.00
Provider General Contacts	67%	0%	7	0.00
Placements with Siblings	37%	0%	Not Scored	Not Scored
Placements within Legal County	14%	0%	Not Scored	Not Scored
Well-Being Sub-Total			25	7.52

*Performance calculation descriptions can be found in the FY 2018 RBWO PBP Measurements and Standards Guide.

Monitoring & Outcomes: Possible Points = 75	Points Earned = 54.07
Score Before Incentives Credit	72.09%
Incentives Awarded	5.80 pts
PBP Verification	N/A pts
Total Score	77.89%



DHS, DFCS, Office of Provider Management
Performance-Based Placement Measures
RBWO Provider GA+SCORECARD - CCI
Report Quarter: Q4 FY2018



Provider/Program Name: Secure & Care, Inc. - (5268) - CCI

Program Census Information:		# Children in Care During Quarter: 5	# Placements During Quarter: 5	# Children in Care On Last Day: 5
CCI Incentive Credits	Avg Performance All CCIs (Points)	Provider Performance (%)*	Possible Points (Weight)	Provider Points Earned
Early EPSDT Medical Visits		50%	2	1.00
Early EPSDT Dental Visits		40%	2	0.80
Permanency Contacts		0%	5	0.00
Additional Academic Supports		0%	2	0.00
Active Agency Accreditation		0%	4	0.00
Staff Clinical Licensure		0%	5	0.00
Behavior Management (threshold = 0)		100%	4	4.00
Incentives Total	7.72		24	5.80
Maximum total combined incentive credit allowed is 10 points.			Incentives Awarded	5.80

*Performance calculation descriptions can be found in the FY 2018 RBWO PBP Measurements and Standards Guide.

Child Protective Services Investigations and Dispositions

The following investigations data, which is not used for scoring but is considered significant to a provider's performance, is from Georgia SHINES and is not considered final or complete until the end of the fiscal year.

Total Reports:	0	
Number Screened In:	0	
Number Screened Out:	0	
Number Substantiated:	0	
Number Unsubstantiated:	0	
Number Active CPS Investigations:	0	



DHS, DFCS, Office of Provider Management
Performance-Based Placement Measures
RBWO Provider GA+SCORECARD - CCI
Report Quarter: Q4 FY2018



Provider/Program Name: Seeds of Excellence - (5154) - CCI

5014 Snapfingerwoods Dr., Decatur, GA 30035

Phone: 678-468-4880

Vendor ID# 117776

Quarterly Scores (Grades)

Q1: 71.83 (C-)

Q2: 97.02 (A+)

Q3: 103.43 (A+)

Q4: 96.12 (A)

Current Quarter Score (Grade)

96.12%

(A)

Program Census Information:

Children in Care During
Quarter: 11

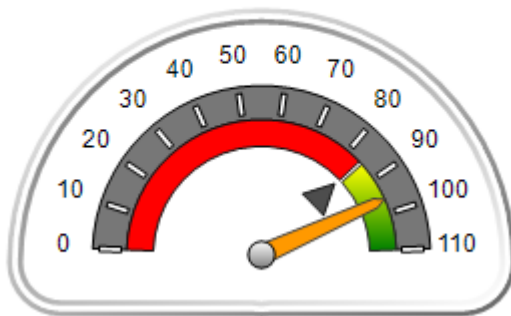
Placements During
Quarter: 11

Children in Care On Last
Day: 6

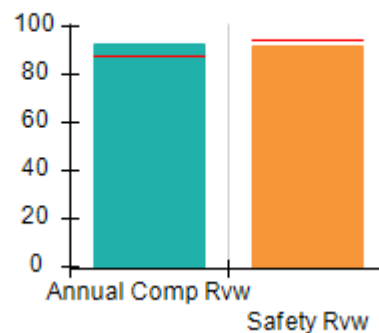
Quarterly Provider Comparisons to All CCIs

▼ — indicates average for all CCIs

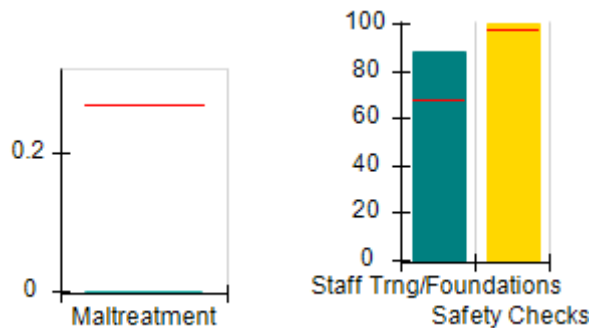
Overall Score (%)



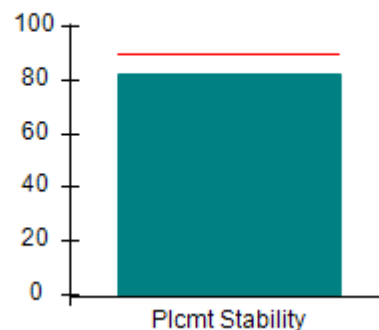
OPM Monitoring Reviews (%)



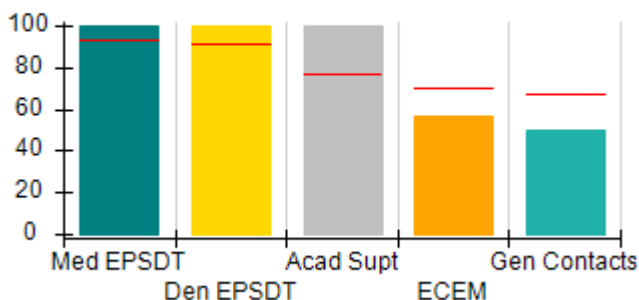
Safety Outcomes (%)



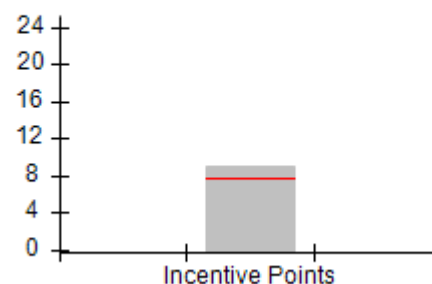
Permanency Outcomes (%)



Well-Being Outcomes (%)



Incentives Earned (Points)





DHS, DFCS, Office of Provider Management
Performance-Based Placement Measures
RBWO Provider GA+SCORECARD - CCI
 Report Quarter: Q4 FY2018



Provider/Program Name: Seeds of Excellence - (5154) - CCI

5014 Snapfingerwoods Dr., Decatur, GA 30035 Phone: 678-468-4880 Vendor ID# 117776	Quarterly Scores (Grades)		Current Quarter Score (Grade)
	Q1: 71.83 (C-)	Q2: 97.02 (A+)	96.12% (A)
	Q3: 103.43 (A+)	Q4: 96.12 (A)	

Program Census Information:	# Children in Care During Quarter: 11	# Placements During Quarter: 11	# Children in Care On Last Day: 6
-----------------------------	---------------------------------------	---------------------------------	-----------------------------------

	Avg Performance All CCIs (%)	Provider Performance (%)*	Possible Points (Weight)	Provider Points Earned
--	-------------------------------------	----------------------------------	---------------------------------	-------------------------------

OPM Monitoring Reviews

Annual Comprehensive Reviews	88%	93%	25	23.25
Safety Reviews	94%	92%	15	13.76
Monitoring Sub-Total			40	37.01

CCI Safety Outcomes

Incidence of Maltreatment	0.27%	No Substantiated Reports	10	10.00
Staff Training/Foundations	68%	88%	5	4.40
Staff Safety Checks	98%	100%	5	5.00
Safety Sub-Total			20	19.40

CCI Permanency Outcomes

Placement Stability	90%	82%	15	12.30
Permanency Sub-Total			15	12.30

CCI Well-Being Outcomes

EPSDT Medical Visits	93%	100%	4	4.00
EPSDT Dental Visits	91%	100%	4	4.00
Academic Supports	76%	100%	3	3.00
Provider ECEM Visits	70%	57%	7	3.99
Provider General Contacts	67%	50%	7	3.50
Placements with Siblings	37%	Not Eligible	Not Scored	Not Scored
Placements within Legal County	14%	17%	Not Scored	Not Scored
Well-Being Sub-Total			25	18.49

*Performance calculation descriptions can be found in the FY 2018 RBWO PBP Measurements and Standards Guide.

Monitoring & Outcomes: Possible Points = 100	Points Earned = 87.20
Score Before Incentives Credit	87.20%
Incentives Awarded	8.92 pts
PBP Verification	0.00 pts
Total Score	96.12%



DHS, DFCS, Office of Provider Management
Performance-Based Placement Measures
RBWO Provider GA+SCORECARD - CCI
Report Quarter: Q4 FY2018



Provider/Program Name: Seeds of Excellence - (5154) - CCI

Program Census Information:		# Children in Care During Quarter: 11	# Placements During Quarter: 11	# Children in Care On Last Day: 6
CCI Incentive Credits	Avg Performance All CCIs (Points)	Provider Performance (%)*	Possible Points (Weight)	Provider Points Earned
Early EPSDT Medical Visits		100%	2	2.00
Early EPSDT Dental Visits		100%	2	2.00
Permanency Contacts		None Planned	5	
Additional Academic Supports		46%	2	0.92
Active Agency Accreditation		0%	4	0.00
Staff Clinical Licensure		0%	5	0.00
Behavior Management (threshold = 0)		100%	4	4.00
Incentives Total	7.72		24	8.92
Maximum total combined incentive credit allowed is 10 points.			Incentives Awarded	8.92

*Performance calculation descriptions can be found in the FY 2018 RBWO PBP Measurements and Standards Guide.

Child Protective Services Investigations and Dispositions

The following investigations data, which is not used for scoring but is considered significant to a provider's performance, is from Georgia SHINES and is not considered final or complete until the end of the fiscal year.

Total Reports:	0	
Number Screened In:	0	
Number Screened Out:	0	
Number Substantiated:	0	
Number Unsubstantiated:	0	
Number Active CPS Investigations:	0	



DHS, DFCS, Office of Provider Management
Performance-Based Placement Measures
RBWO Provider GA+SCORECARD - CCI
Report Quarter: Q4 FY2018



Provider/Program Name: Smith Group Home - (824) - CCI

538 NE Presley Road, Ludowici, GA 31316

Phone: 912-545-9547

Vendor ID# 35580

Quarterly Scores (Grades)

Q1: 104.85 (A+)

Q2: 106.47 (A+)

Q3: 106.23 (A+)

Q4: 89.34 (B+)

Current Quarter Score (Grade)

89.34%

(B+)

Program Census Information:

Children in Care During
Quarter: 18

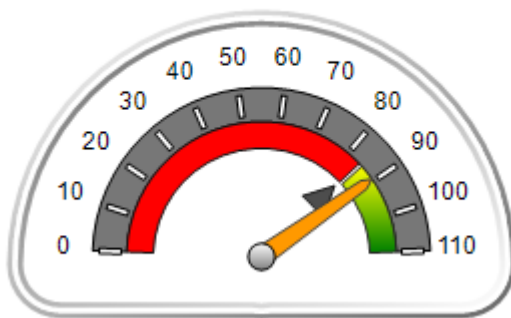
Placements During
Quarter: 18

Children in Care On Last
Day: 15

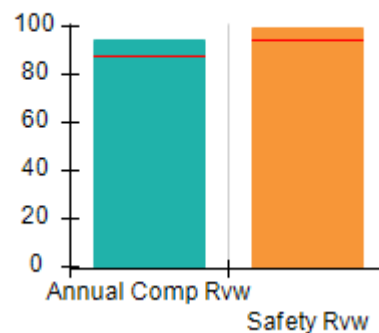
Quarterly Provider Comparisons to All CCIs

▼ indicates average for all CCIs

Overall Score (%)



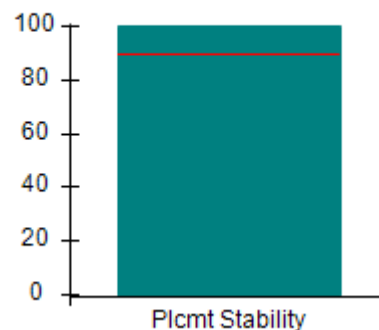
OPM Monitoring Reviews (%)



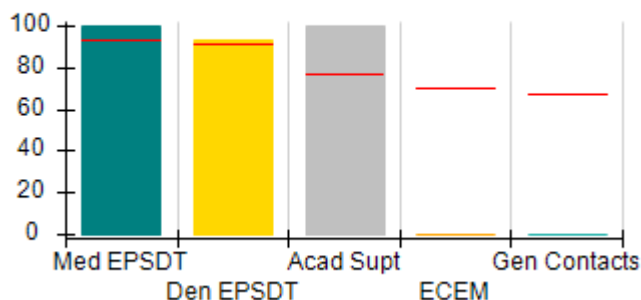
Safety Outcomes (%)



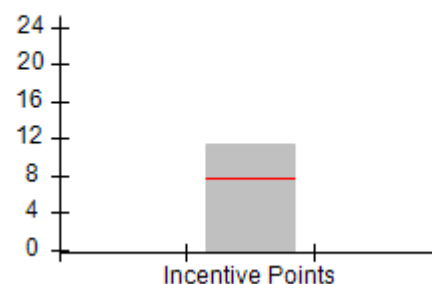
Permanency Outcomes (%)



Well-Being Outcomes (%)



Incentives Earned (Points)





DHS, DFCS, Office of Provider Management
Performance-Based Placement Measures
RBWO Provider GA+SCORECARD - CCI
 Report Quarter: Q4 FY2018



Provider/Program Name: Smith Group Home - (824) - CCI

538 NE Presley Road, Ludowici, GA 31316 Phone: 912-545-9547 Vendor ID# 35580	Quarterly Scores (Grades)		Current Quarter Score (Grade)
	Q1: 104.85 (A+)	Q2: 106.47 (A+)	89.34% (B+)
	Q3: 106.23 (A+)	Q4: 89.34 (B+)	

Program Census Information:	# Children in Care During Quarter: 18	# Placements During Quarter: 18	# Children in Care On Last Day: 15
-----------------------------	---------------------------------------	---------------------------------	------------------------------------

	Avg Performance All CCIs (%)	Provider Performance (%)*	Possible Points (Weight)	Provider Points Earned
--	-------------------------------------	----------------------------------	---------------------------------	-------------------------------

OPM Monitoring Reviews

Annual Comprehensive Reviews	88%	94%	25	23.49
Safety Reviews	94%	99%	15	14.88
Monitoring Sub-Total			40	38.37

CCI Safety Outcomes

Incidence of Maltreatment	0.27%	No Substantiated Reports	10	10.00
Staff Training/Foundations	68%	10%	5	0.50
Staff Safety Checks	98%	95%	5	4.75
Safety Sub-Total			20	15.25

CCI Permanency Outcomes

Placement Stability	90%	100%	15	15.00
Permanency Sub-Total			15	15.00

CCI Well-Being Outcomes

EPSDT Medical Visits	93%	100%	4	4.00
EPSDT Dental Visits	91%	93%	4	3.72
Academic Supports	76%	100%	3	3.00
Provider ECEM Visits	70%	0%	7	0.00
Provider General Contacts	67%	0%	7	0.00
Placements with Siblings	37%	27%	Not Scored	Not Scored
Placements within Legal County	14%	20%	Not Scored	Not Scored
Well-Being Sub-Total			25	10.72

*Performance calculation descriptions can be found in the FY 2018 RBWO PBP Measurements and Standards Guide.

Monitoring & Outcomes: Possible Points = 100	Points Earned = 79.34
Score Before Incentives Credit	79.34%
Incentives Awarded	10.00 pts
PBP Verification	N/A pts
Total Score	89.34%



DHS, DFCS, Office of Provider Management
Performance-Based Placement Measures
RBWO Provider GA+SCORECARD - CCI
Report Quarter: Q4 FY2018



Provider/Program Name: Smith Group Home - (824) - CCI

Program Census Information:		# Children in Care During Quarter: 18	# Placements During Quarter: 18	# Children in Care On Last Day: 15
CCI Incentive Credits	Avg Performance All CCIs (Points)	Provider Performance (%)*	Possible Points (Weight)	Provider Points Earned
Early EPSDT Medical Visits		100%	2	2.00
Early EPSDT Dental Visits		80%	2	1.60
Permanency Contacts		50%	5	2.50
Additional Academic Supports		59%	2	1.18
Active Agency Accreditation		0%	4	0.00
Staff Clinical Licensure		0%	5	0.00
Behavior Management (threshold = 0)		100%	4	4.00
Incentives Total	7.72		24	11.28
Maximum total combined incentive credit allowed is 10 points.			Incentives Awarded	10.00

*Performance calculation descriptions can be found in the FY 2018 RBWO PBP Measurements and Standards Guide.

Child Protective Services Investigations and Dispositions

The following investigations data, which is not used for scoring but is considered significant to a provider's performance, is from Georgia SHINES and is not considered final or complete until the end of the fiscal year.

Total Reports:	0	
Number Screened In:	0	
Number Screened Out:	0	
Number Substantiated:	0	
Number Unsubstantiated:	0	
Number Active CPS Investigations:	0	



DHS, DFCS, Office of Provider Management
Performance-Based Placement Measures
RBWO Provider GA+SCORECARD - CCI
Report Quarter: Q4 FY2018



Provider/Program Name: Star Island - (1021) - CCI

218 S MacArthur Drive, Camilla, GA 31730

Phone: 229-336-1700

Vendor ID# 65729

Quarterly Scores (Grades)

Q1: 63.68 (D-)

Q2: 71.20 (C-)

Q3: 73.10 (C-)

Q4: 80.92 (B-)

Current Quarter Score (Grade)

80.92%

(B-)

Program Census Information:

Children in Care During
Quarter: 10

Placements During
Quarter: 13

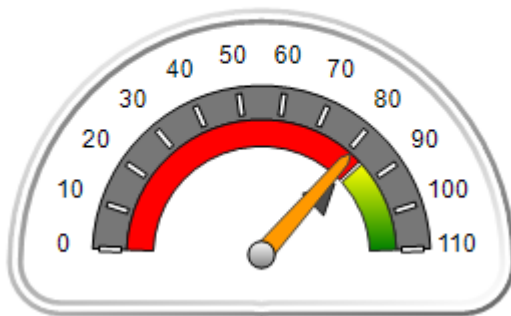
Children in Care On Last
Day: 9

Quarterly Provider Comparisons to All CCIs

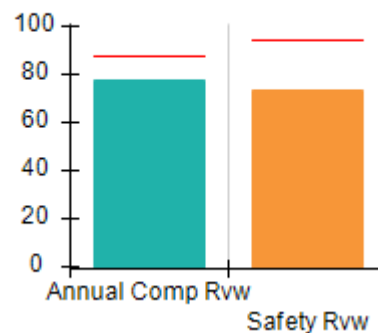


indicates average for all CCIs

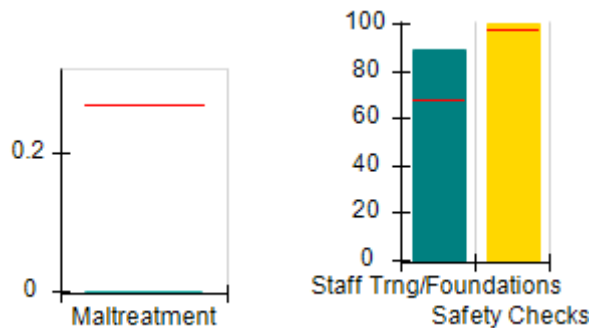
Overall Score (%)



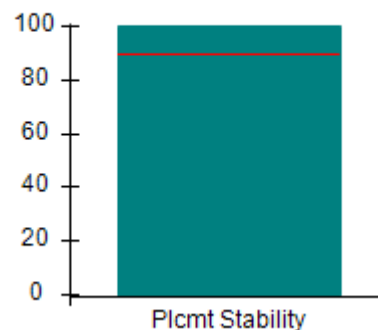
OPM Monitoring Reviews (%)



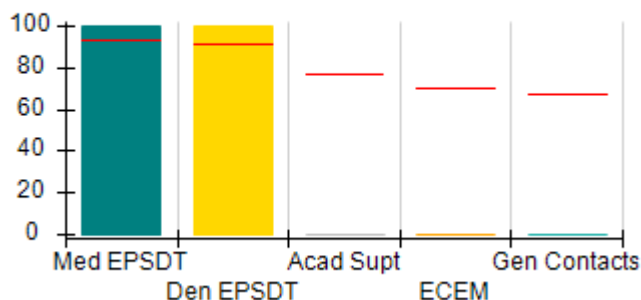
Safety Outcomes (%)



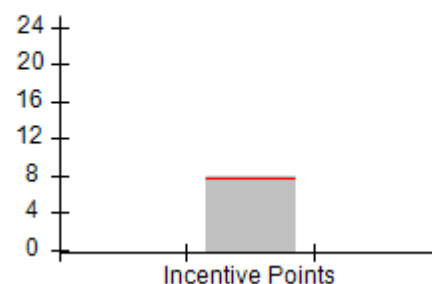
Permanency Outcomes (%)



Well-Being Outcomes (%)



Incentives Earned (Points)





DHS, DFCS, Office of Provider Management
Performance-Based Placement Measures
RBWO Provider GA+SCORECARD - CCI
 Report Quarter: Q4 FY2018



Provider/Program Name: Star Island - (1021) - CCI

218 S MacArthur Drive, Camilla, GA 31730 Phone: 229-336-1700 Vendor ID# 65729	Quarterly Scores (Grades)		Current Quarter Score (Grade)
	Q1: 63.68 (D-)	Q2: 71.20 (C-)	80.92% (B-)
	Q3: 73.10 (C-)	Q4: 80.92 (B-)	

Program Census Information:	# Children in Care During Quarter: 10	# Placements During Quarter: 13	# Children in Care On Last Day: 9
-----------------------------	---------------------------------------	---------------------------------	-----------------------------------

	Avg Performance All CCIs (%)	Provider Performance (%)*	Possible Points (Weight)	Provider Points Earned
--	------------------------------	---------------------------	--------------------------	------------------------

OPM Monitoring Reviews

Annual Comprehensive Reviews	88%	78%	25	19.49
Safety Reviews	94%	73%	15	10.98
Monitoring Sub-Total			40	30.47

CCI Safety Outcomes

Incidence of Maltreatment	0.27%	No Substantiated Reports	10	10.00
Staff Training/Foundations	68%	89%	5	4.45
Staff Safety Checks	98%	100%	5	5.00
Safety Sub-Total			20	19.45

CCI Permanency Outcomes

Placement Stability	90%	100%	15	15.00
Permanency Sub-Total			15	15.00

CCI Well-Being Outcomes

EPSDT Medical Visits	93%	100%	4	4.00
EPSDT Dental Visits	91%	100%	4	4.00
Academic Supports	76%	0%	3	0.00
Provider ECEM Visits	70%	0%	7	0.00
Provider General Contacts	67%	0%	7	0.00
Placements with Siblings	37%	Not Eligible	Not Scored	Not Scored
Placements within Legal County	14%	0%	Not Scored	Not Scored
Well-Being Sub-Total			25	8.00

*Performance calculation descriptions can be found in the FY 2018 RBWO PBP Measurements and Standards Guide.

Monitoring & Outcomes: Possible Points = 100	Points Earned = 72.92
Score Before Incentives Credit	72.92%
Incentives Awarded	8.00 pts
PBP Verification	N/A pts
Total Score	80.92%



DHS, DFCS, Office of Provider Management
Performance-Based Placement Measures
RBWO Provider GA+SCORECARD - CCI
Report Quarter: Q4 FY2018



Provider/Program Name: Star Island - (1021) - CCI

Program Census Information:		# Children in Care During Quarter: 10	# Placements During Quarter: 13	# Children in Care On Last Day: 9
CCI Incentive Credits	Avg Performance All CCIs (Points)	Provider Performance (%)*	Possible Points (Weight)	Provider Points Earned
Early EPSDT Medical Visits		100%	2	2.00
Early EPSDT Dental Visits		100%	2	2.00
Permanency Contacts		None Planned	5	
Additional Academic Supports		0%	2	0.00
Active Agency Accreditation		0%	4	0.00
Staff Clinical Licensure		0%	5	0.00
Behavior Management (threshold = 0)		100%	4	4.00
Incentives Total	7.72		24	8.00
Maximum total combined incentive credit allowed is 10 points.			Incentives Awarded	8.00

*Performance calculation descriptions can be found in the FY 2018 RBWO PBP Measurements and Standards Guide.

Child Protective Services Investigations and Dispositions

The following investigations data, which is not used for scoring but is considered significant to a provider's performance, is from Georgia SHINES and is not considered final or complete until the end of the fiscal year.

Total Reports:	0	
Number Screened In:	0	
Number Screened Out:	0	
Number Substantiated:	0	
Number Unsubstantiated:	0	
Number Active CPS Investigations:	0	



DHS, DFCS, Office of Provider Management

Performance-Based Placement Measures

RBWO Provider GA+SCORECARD - CCI



Report Quarter: Q4 FY2018

Provider/Program Name: Stroman Account & Property - dba My Sister's Keeper (892) - CCI

7431 Petunia Dr., Riverdale, GA 30296

Phone: 770-994-0607

Vendor ID# 35586

Quarterly Scores (Grades)

Current Quarter Score (Grade)

Q1: 99.85 (A+)

Q2: 102.85 (A+)

105.02%

Q3: 108.00 (A+)

Q4: 105.02 (A+)

(A+)

Program Census Information:

Children in Care During Quarter: 12

Placements During Quarter: 12

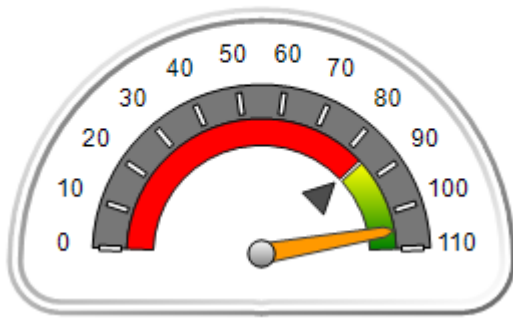
Children in Care On Last Day: 4

Quarterly Provider Comparisons to All CCIs

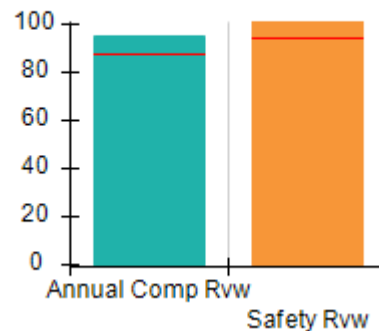


indicates average for all CCIs

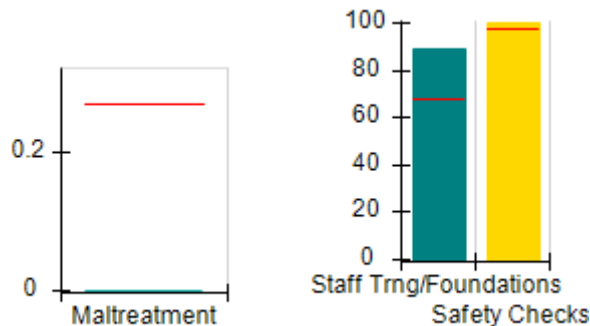
Overall Score (%)



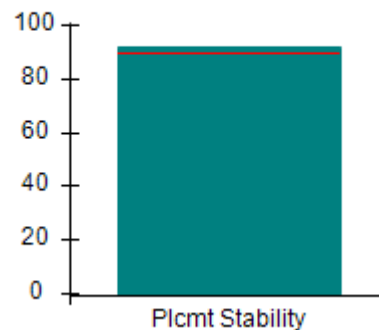
OPM Monitoring Reviews (%)



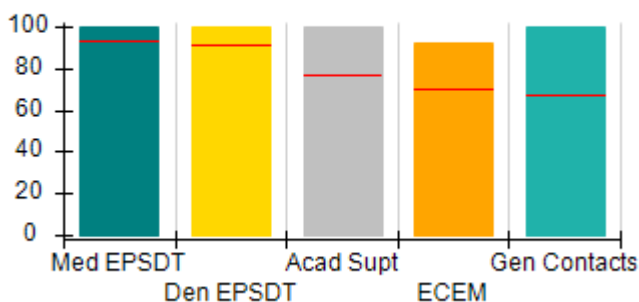
Safety Outcomes (%)



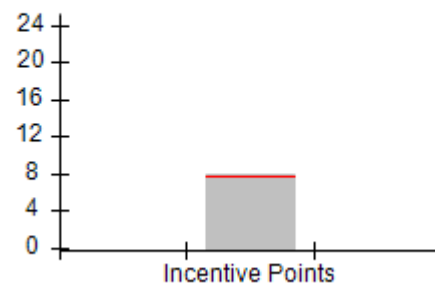
Permanency Outcomes (%)



Well-Being Outcomes (%)



Incentives Earned (Points)





Performance-Based Placement Measures

RBWO Provider GA+SCORECARD - CCI

Report Quarter: Q4 FY2018

Provider/Program Name: Stroman Account & Property - dba My Sister's Keeper (892) - CCI

7431 Petunia Dr., Riverdale, GA 30296 Phone: 770-994-0607 Vendor ID# 35586	Quarterly Scores (Grades)		Current Quarter Score (Grade)
	Q1: 99.85 (A+)	Q2: 102.85 (A+)	105.02% (A+)
	Q3: 108.00 (A+)	Q4: 105.02 (A+)	

Program Census Information:	# Children in Care During Quarter: 12	# Placements During Quarter: 12	# Children in Care On Last Day: 4
-----------------------------	---------------------------------------	---------------------------------	-----------------------------------

	Avg Performance All CCIs (%)	Provider Performance (%)*	Possible Points (Weight)	Provider Points Earned
--	------------------------------	---------------------------	--------------------------	------------------------

OPM Monitoring Reviews

Annual Comprehensive Reviews	88%	95%	25	23.83
Safety Reviews	94%	103%	15	15.50
Monitoring Sub-Total			40	39.33

CCI Safety Outcomes

Incidence of Maltreatment	0.27%	No Substantiated Reports	10	10.00
Staff Training/Foundations	68%	89%	5	4.45
Staff Safety Checks	98%	100%	5	5.00
Safety Sub-Total			20	19.45

CCI Permanency Outcomes

Placement Stability	90%	92%	15	13.80
Permanency Sub-Total			15	13.80

CCI Well-Being Outcomes

EPSDT Medical Visits	93%	100%	4	4.00
EPSDT Dental Visits	91%	100%	4	4.00
Academic Supports	76%	100%	3	3.00
Provider ECEM Visits	70%	92%	7	6.44
Provider General Contacts	67%	100%	7	7.00
Placements with Siblings	37%	29%	Not Scored	Not Scored
Placements within Legal County	14%	17%	Not Scored	Not Scored
Well-Being Sub-Total			25	24.44

*Performance calculation descriptions can be found in the FY 2018 RBWO PBP Measurements and Standards Guide.

Monitoring & Outcomes: Possible Points = 100		Points Earned = 97.02	
Score Before Incentives Credit			97.02%
Incentives Awarded			8.00 pts
PBP Verification			N/A pts
Total Score			105.02%



DHS, DFCS, Office of Provider Management
Performance-Based Placement Measures
RBWO Provider GA+SCORECARD - CCI



Report Quarter: Q4 FY2018

Provider/Program Name: Stroman Account & Property - dba My Sister's Keeper (892) - CCI

Program Census Information:		# Children in Care During Quarter: 12	# Placements During Quarter: 12	# Children in Care On Last Day: 4
CCI Incentive Credits	Avg Performance All CCIs (Points)	Provider Performance (%)*	Possible Points (Weight)	Provider Points Earned
Early EPSDT Medical Visits		100%	2	2.00
Early EPSDT Dental Visits		100%	2	2.00
Permanency Contacts		None Planned	5	
Additional Academic Supports		0%	2	0.00
Active Agency Accreditation		0%	4	0.00
Staff Clinical Licensure		0%	5	0.00
Behavior Management (threshold = 0)		100%	4	4.00
Incentives Total	7.72		24	8.00
Maximum total combined incentive credit allowed is 10 points.			Incentives Awarded	8.00

*Performance calculation descriptions can be found in the FY 2018 RBWO PBP Measurements and Standards Guide.

Child Protective Services Investigations and Dispositions

The following investigations data, which is not used for scoring but is considered significant to a provider's performance, is from Georgia SHINES and is not considered final or complete until the end of the fiscal year.

Total Reports:	0
Number Screened In:	0
Number Screened Out:	0
Number Substantiated:	0
Number Unsubstantiated:	0
Number Active CPS Investigations:	0



DHS, DFCS, Office of Provider Management
Performance-Based Placement Measures
RBWO Provider GA+SCORECARD - CCI
Report Quarter: Q4 FY2018



Provider/Program Name: Sybil's House Inc. - (5328) - CCI

893 Stafford Court, Columbus, GA 31907

Phone: 706-341-5177

Vendor ID# 142919

Program Census Information:

Quarterly Scores (Grades)

Q1: (N/A)

Q2: 58.73 (F)

Q3: 101.80 (A+)

Q4: 90.49 (A-)

Current Quarter Score (Grade)

90.49%

(A-)

Children in Care During Quarter: 8

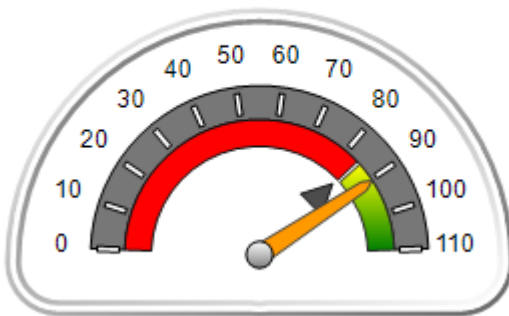
Placements During Quarter: 8

Children in Care On Last Day: 6

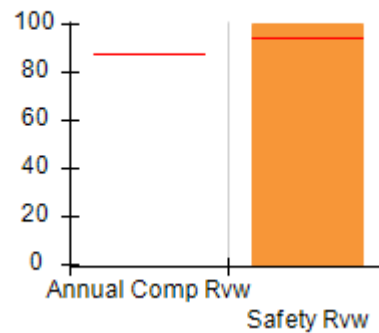
Quarterly Provider Comparisons to All CCIs

▼ — indicates average for all CCIs

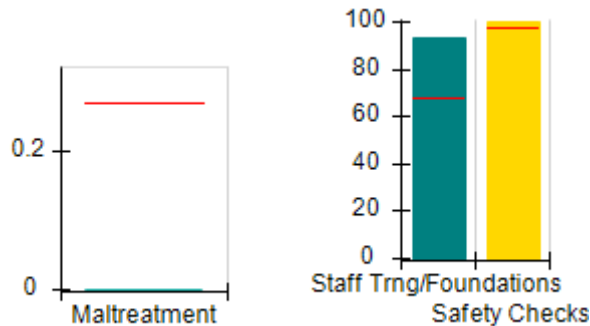
Overall Score (%)



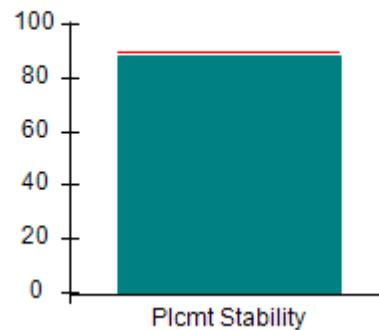
OPM Monitoring Reviews (%)



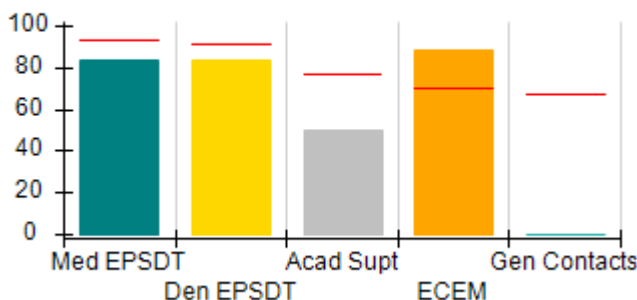
Safety Outcomes (%)



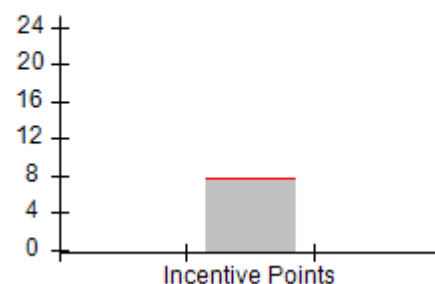
Permanency Outcomes (%)



Well-Being Outcomes (%)



Incentives Earned (Points)





DHS, DFCS, Office of Provider Management
Performance-Based Placement Measures
RBWO Provider GA+SCORECARD - CCI
 Report Quarter: Q4 FY2018



Provider/Program Name: Sybil's House Inc. - (5328) - CCI

893 Stafford Court, Columbus, GA 31907 Phone: 706-341-5177 Vendor ID# 142919	Quarterly Scores (Grades)		Current Quarter Score (Grade)
	Q1: (N/A)	Q2: 58.73 (F)	90.49% (A-)
	Q3: 101.80 (A+)	Q4: 90.49 (A-)	

Program Census Information:	# Children in Care During Quarter: 8	# Placements During Quarter: 8	# Children in Care On Last Day: 6
-----------------------------	--------------------------------------	--------------------------------	-----------------------------------

	Avg Performance All CCIs (%)	Provider Performance (%)*	Possible Points (Weight)	Provider Points Earned
--	-------------------------------------	----------------------------------	---------------------------------	-------------------------------

OPM Monitoring Reviews

Annual Comprehensive Reviews	88%	Not Yet Conducted		
Safety Reviews	94%	100%	15	15.00
Monitoring Sub-Total			15	15.00

CCI Safety Outcomes

Incidence of Maltreatment	0.27%	No Substantiated Reports	10	10.00
Staff Training/Foundations	68%	93%	5	4.65
Staff Safety Checks	98%	100%	5	5.00
Safety Sub-Total			20	19.65

CCI Permanency Outcomes

Placement Stability	90%	88%	15	13.20
Permanency Sub-Total			15	13.20

CCI Well-Being Outcomes

EPSDT Medical Visits	93%	83%	4	3.32
EPSDT Dental Visits	91%	83%	4	3.32
Academic Supports	76%	50%	3	1.50
Provider ECEM Visits	70%	88%	7	6.16
Provider General Contacts	67%	0%	7	0.00
Placements with Siblings	37%	0%	Not Scored	Not Scored
Placements within Legal County	14%	0%	Not Scored	Not Scored
Well-Being Sub-Total			25	14.30

*Performance calculation descriptions can be found in the FY 2018 RBWO PBP Measurements and Standards Guide.

Monitoring & Outcomes: Possible Points = 75	Points Earned = 62.15
Score Before Incentives Credit	82.87%
Incentives Awarded	7.62 pts
PBP Verification	N/A pts
Total Score	90.49%



DHS, DFCS, Office of Provider Management
Performance-Based Placement Measures
RBWO Provider GA+SCORECARD - CCI
Report Quarter: Q4 FY2018



Provider/Program Name: Sybil's House Inc. - (5328) - CCI

Program Census Information:		# Children in Care During Quarter: 8	# Placements During Quarter: 8	# Children in Care On Last Day: 6
CCI Incentive Credits	Avg Performance All CCIs (Points)	Provider Performance (%)*	Possible Points (Weight)	Provider Points Earned
Early EPSDT Medical Visits		75%	2	1.50
Early EPSDT Dental Visits		75%	2	1.50
Permanency Contacts		None Planned	5	
Additional Academic Supports		31%	2	0.62
Active Agency Accreditation		0%	4	0.00
Staff Clinical Licensure		0%	5	0.00
Behavior Management (threshold = 0)		100%	4	4.00
Incentives Total	7.72		24	7.62
Maximum total combined incentive credit allowed is 10 points.			Incentives Awarded	7.62

*Performance calculation descriptions can be found in the FY 2018 RBWO PBP Measurements and Standards Guide.

Child Protective Services Investigations and Dispositions

The following investigations data, which is not used for scoring but is considered significant to a provider's performance, is from Georgia SHINES and is not considered final or complete until the end of the fiscal year.

Total Reports:	0	
Number Screened In:	0	
Number Screened Out:	0	
Number Substantiated:	0	
Number Unsubstantiated:	1	
Number Active CPS Investigations:	-1	



DHS, DFCS, Office of Provider Management
Performance-Based Placement Measures
RBWO Provider GA+SCORECARD - CCI
Report Quarter: Q4 FY2018



Provider/Program Name: Taking A Step Beyond - (5158) - CCI

1509 Brown Road, Hephzibah, GA 30815

Phone: 706-496-2709

Vendor ID# 118236

Quarterly Scores (Grades)

Q1: 90.69 (A-)

Q2: 99.18 (A+)

Q3: 99.31 (A+)

Q4: 95.80 (A)

Current Quarter Score (Grade)

95.80%

(A)

Program Census Information:

Children in Care During
Quarter: 12

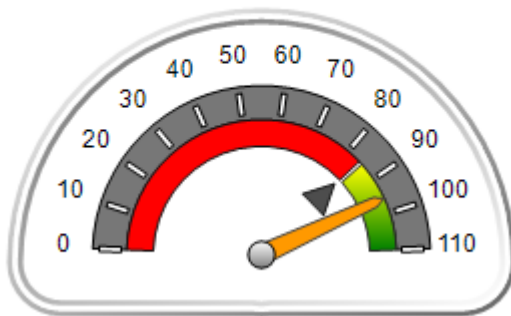
Placements During
Quarter: 13

Children in Care On Last
Day: 10

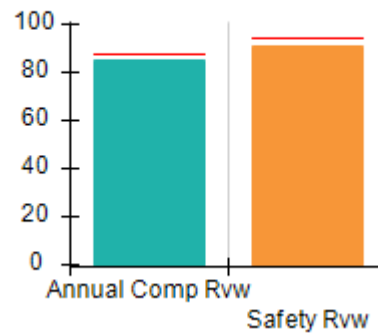
Quarterly Provider Comparisons to All CCIs

▼ indicates average for all CCIs

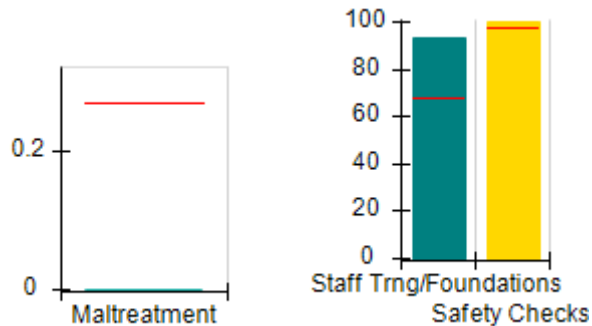
Overall Score (%)



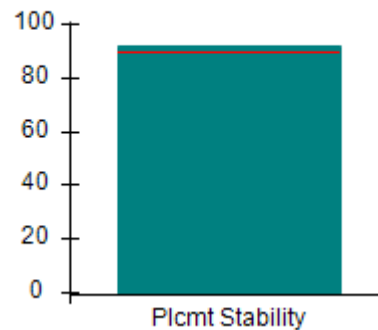
OPM Monitoring Reviews (%)



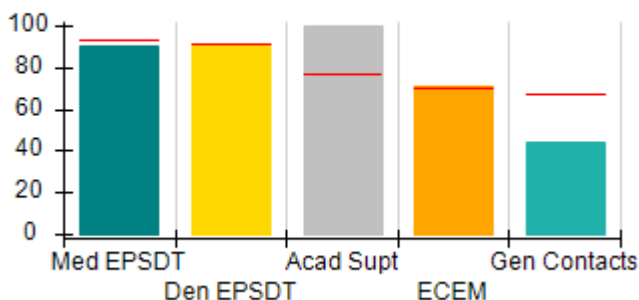
Safety Outcomes (%)



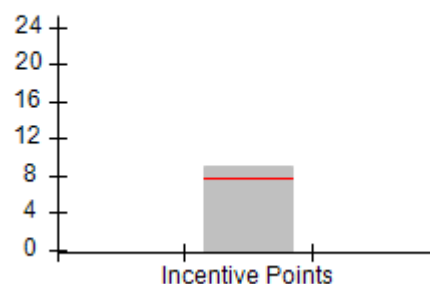
Permanency Outcomes (%)



Well-Being Outcomes (%)



Incentives Earned (Points)





DHS, DFCS, Office of Provider Management
Performance-Based Placement Measures
RBWO Provider GA+SCORECARD - CCI
Report Quarter: Q4 FY2018



Provider/Program Name: Taking A Step Beyond - (5158) - CCI				
1509 Brown Road, Hephzibah, GA 30815 Phone: 706-496-2709 Vendor ID# 118236		Quarterly Scores (Grades)		Current Quarter Score (Grade)
		Q1: 90.69 (A-)	Q2: 99.18 (A+)	95.80% (A)
		Q3: 99.31 (A+)	Q4: 95.80 (A)	
Program Census Information:		# Children in Care During Quarter: 12	# Placements During Quarter: 13	# Children in Care On Last Day: 10
	Avg Performance All CCIs (%)	Provider Performance (%)*	Possible Points (Weight)	Provider Points Earned
OPM Monitoring Reviews				
Annual Comprehensive Reviews	88%	85%	25	21.36
Safety Reviews	94%	91%	15	13.68
Monitoring Sub-Total			40	35.03
CCI Safety Outcomes				
Incidence of Maltreatment	0.27%	No Substantiated Reports	10	10.00
Staff Training/Foundations	68%	93%	5	4.65
Staff Safety Checks	98%	100%	5	5.00
Safety Sub-Total			20	19.65
CCI Permanency Outcomes				
Placement Stability	90%	92%	15	13.80
Permanency Sub-Total			15	13.80
CCI Well-Being Outcomes				
EPSDT Medical Visits	93%	90%	4	3.60
EPSDT Dental Visits	91%	90%	4	3.60
Academic Supports	76%	100%	3	3.00
Provider ECEM Visits	70%	71%	7	4.97
Provider General Contacts	67%	44%	7	3.08
Placements with Siblings	37%	0%	Not Scored	Not Scored
Placements within Legal County	14%	0%	Not Scored	Not Scored
Well-Being Sub-Total			25	18.25
*Performance calculation descriptions can be found in the FY 2018 RBWO PBP Measurements and Standards Guide.				

Monitoring & Outcomes: Possible Points = 100	Points Earned = 86.73
Score Before Incentives Credit	86.73%
Incentives Awarded	9.07 pts
PBP Verification	N/A pts
Total Score	95.80%



DHS, DFCS, Office of Provider Management
Performance-Based Placement Measures
RBWO Provider GA+SCORECARD - CCI
Report Quarter: Q4 FY2018



Provider/Program Name: Taking A Step Beyond - (5158) - CCI

Program Census Information:		# Children in Care During Quarter: 12	# Placements During Quarter: 13	# Children in Care On Last Day: 10
CCI Incentive Credits	Avg Performance All CCIs (Points)	Provider Performance (%)*	Possible Points (Weight)	Provider Points Earned
Early EPSDT Medical Visits		67%	2	1.34
Early EPSDT Dental Visits		80%	2	1.60
Permanency Contacts		25%	5	1.25
Additional Academic Supports		44%	2	0.88
Active Agency Accreditation		0%	4	0.00
Staff Clinical Licensure		0%	5	0.00
Behavior Management (threshold = 0)		100%	4	4.00
Incentives Total	7.72		24	9.07
Maximum total combined incentive credit allowed is 10 points.			Incentives Awarded	9.07

*Performance calculation descriptions can be found in the FY 2018 RBWO PBP Measurements and Standards Guide.

Child Protective Services Investigations and Dispositions

The following investigations data, which is not used for scoring but is considered significant to a provider's performance, is from Georgia SHINES and is not considered final or complete until the end of the fiscal year.

Total Reports:	3	
Number Screened In:	0	
Number Screened Out:	3	
Number Substantiated:	0	
Number Unsubstantiated:	0	
Number Active CPS Investigations:	0	



DHS, DFCS, Office of Provider Management
Performance-Based Placement Measures
RBWO Provider GA+SCORECARD - CCI



Report Quarter: Q4 FY2018

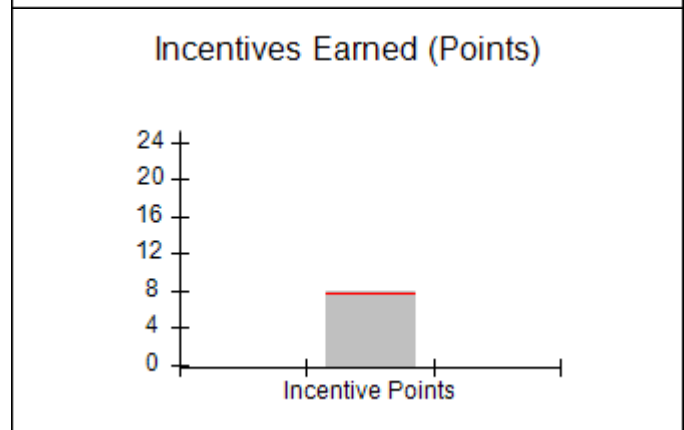
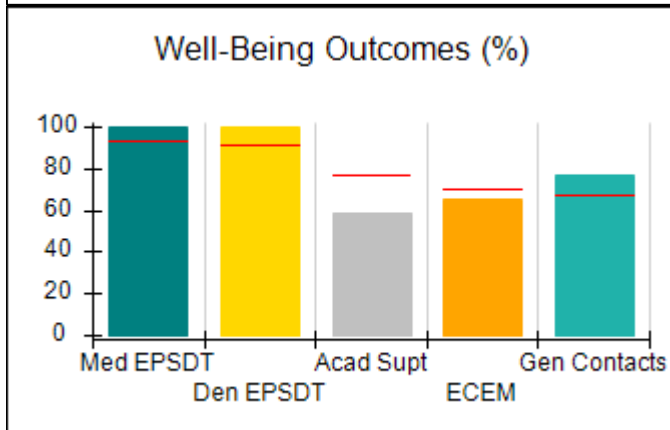
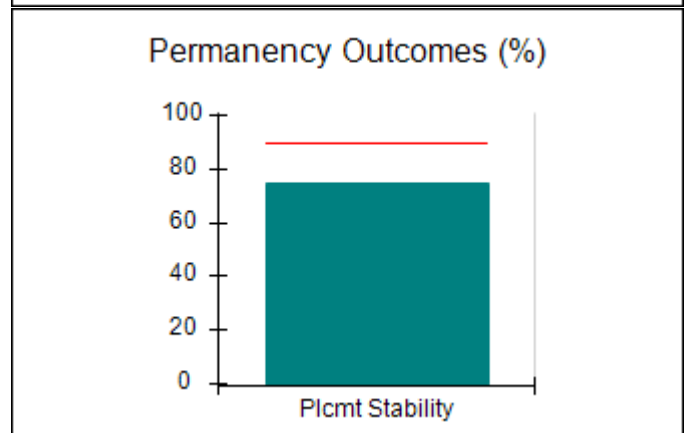
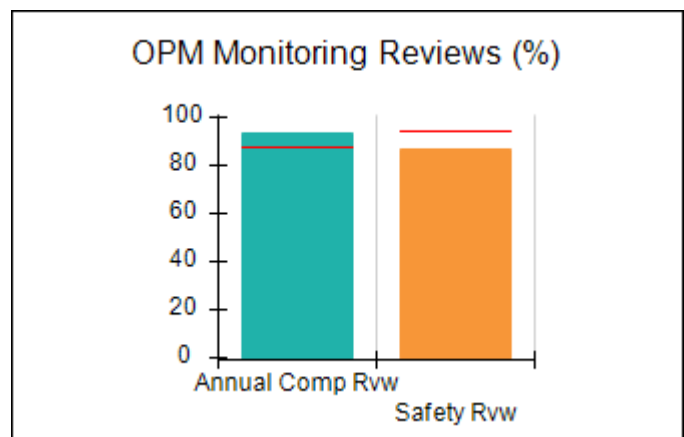
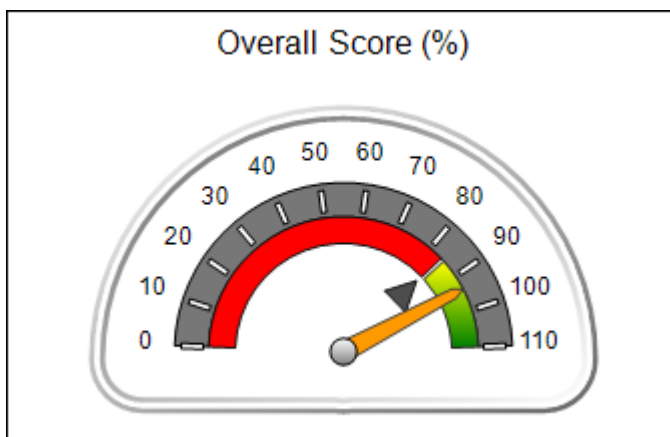
Provider/Program Name: Testament Health & Counseling Services, LLC - Testament House (5197) - CCI

6907 Tara Blvd, Jonesboro, GA 30236 Phone: 404-800-6160 Vendor ID# 125386	Quarterly Scores (Grades)		Current Quarter Score (Grade)
	Q1: 96.85 (A)	Q2: 104.12 (A+)	93.94%
	Q3: 102.75 (A+)	Q4: 93.94 (A-)	(A-)

Program Census Information:	# Children in Care During Quarter: 44	# Placements During Quarter: 44	# Children in Care On Last Day: 20
-----------------------------	---------------------------------------	---------------------------------	------------------------------------

Quarterly Provider Comparisons to All CCIs

▼ — indicates average for all CCIs





Performance-Based Placement Measures RBWO Provider GA+SCORECARD - CCI

Report Quarter: Q4 FY2018

Provider/Program Name: Testament Health & Counseling Services, LLC - Testament House (5197) - CCI				
6907 Tara Blvd, Jonesboro, GA 30236		Quarterly Scores (Grades)		Current Quarter Score (Grade)
Phone: 404-800-6160		Q1: 96.85 (A)	Q2: 104.12 (A+)	93.94% (A-)
Vendor ID# 125386		Q3: 102.75 (A+)	Q4: 93.94 (A-)	
Program Census Information:		# Children in Care During Quarter: 44	# Placements During Quarter: 44	# Children in Care On Last Day: 20
	Avg Performance All CCIs (%)	Provider Performance (%)*	Possible Points (Weight)	Provider Points Earned
OPM Monitoring Reviews				
Annual Comprehensive Reviews	88%	94%	25	23.38
Safety Reviews	94%	87%	15	13.08
Monitoring Sub-Total			40	36.46
CCI Safety Outcomes				
Incidence of Maltreatment	0.27%	No Substantiated Reports	10	10.00
Staff Training/Foundations	68%	72%	5	3.60
Staff Safety Checks	98%	100%	5	5.00
Safety Sub-Total			20	18.60
CCI Permanency Outcomes				
Placement Stability	90%	75%	15	11.25
Permanency Sub-Total			15	11.25
CCI Well-Being Outcomes				
EPSDT Medical Visits	93%	100%	4	4.00
EPSDT Dental Visits	91%	100%	4	4.00
Academic Supports	76%	59%	3	1.77
Provider ECEM Visits	70%	65%	7	4.55
Provider General Contacts	67%	77%	7	5.39
Placements with Siblings	37%	60%	Not Scored	Not Scored
Placements within Legal County	14%	9%	Not Scored	Not Scored
Well-Being Sub-Total			25	19.71

*Performance calculation descriptions can be found in the FY 2018 RBWO PBP Measurements and Standards Guide.

Monitoring & Outcomes: Possible Points = 100		Points Earned = 86.02	
Score Before Incentives Credit			86.02%
Incentives Awarded			7.92 pts
PBP Verification			N/A pts
Total Score			93.94%



DHS, DFCS, Office of Provider Management
Performance-Based Placement Measures
RBWO Provider GA+SCORECARD - CCI



Report Quarter: Q4 FY2018

Provider/Program Name: Testament Health & Counseling Services, LLC - Testament House (5197) - CCI

Program Census Information:		# Children in Care During Quarter: 44	# Placements During Quarter: 44	# Children in Care On Last Day: 20
CCI Incentive Credits	Avg Performance All CCIs (Points)	Provider Performance (%)*	Possible Points (Weight)	Provider Points Earned
Early EPSDT Medical Visits		95%	2	1.90
Early EPSDT Dental Visits		88%	2	1.76
Permanency Contacts		0%	5	0.00
Additional Academic Supports		13%	2	0.26
Active Agency Accreditation		0%	4	0.00
Staff Clinical Licensure		0%	5	0.00
Behavior Management (threshold = 0)		100%	4	4.00
Incentives Total	7.72		24	7.92
Maximum total combined incentive credit allowed is 10 points.			Incentives Awarded	7.92

*Performance calculation descriptions can be found in the FY 2018 RBWO PBP Measurements and Standards Guide.

Child Protective Services Investigations and Dispositions

The following investigations data, which is not used for scoring but is considered significant to a provider's performance, is from Georgia SHINES and is not considered final or complete until the end of the fiscal year.

Total Reports:	3
Number Screened In:	1
Number Screened Out:	2
Number Substantiated:	0
Number Unsubstantiated:	3
Number Active CPS Investigations:	-2



DHS, DFCS, Office of Provider Management
Performance-Based Placement Measures
RBWO Provider GA+SCORECARD - CCI
Report Quarter: Q4 FY2018



Provider/Program Name: The Lillie Home - The Lillie Home (5282) - CCI

522 Country Club Rd , Dublin, GA 31021

Phone: 478-279-3174

Vendor ID# 131236

Quarterly Scores (Grades)

Current Quarter Score (Grade)

Q1: 78.42 (C+)

Q2: 105.93 (A+)

98.81%

Q3: 106.56 (A+)

Q4: 98.81 (A+)

(A+)

Program Census Information:

Children in Care During Quarter: 12

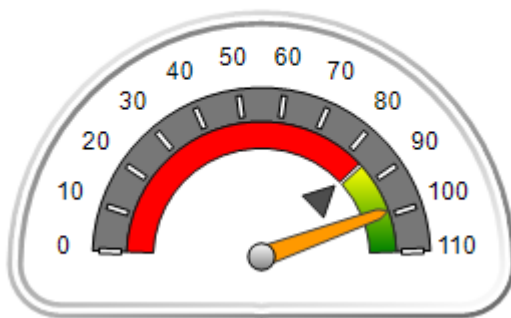
Placements During Quarter: 12

Children in Care On Last Day: 6

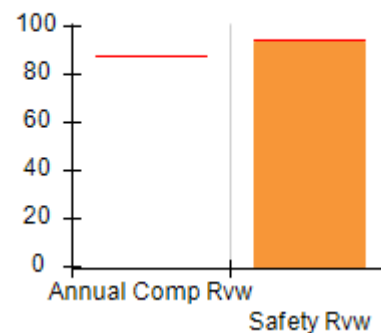
Quarterly Provider Comparisons to All CCIs

▼ — indicates average for all CCIs

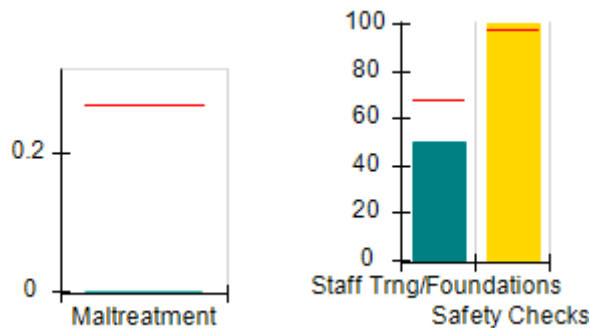
Overall Score (%)



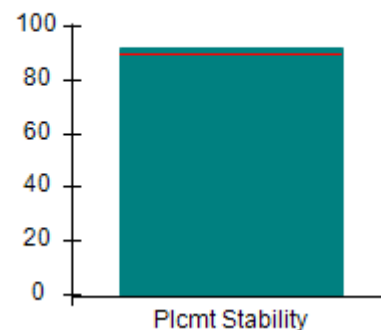
OPM Monitoring Reviews (%)



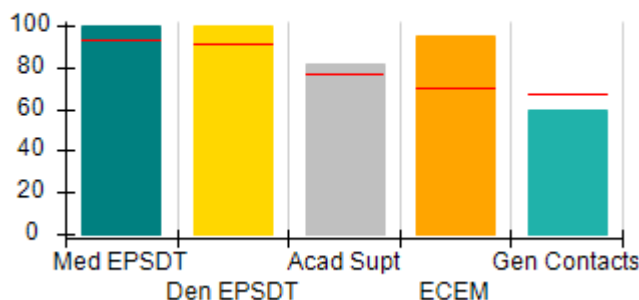
Safety Outcomes (%)



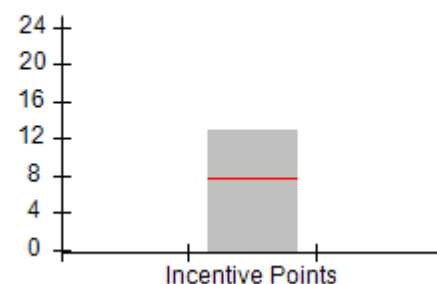
Permanency Outcomes (%)



Well-Being Outcomes (%)



Incentives Earned (Points)





DHS, DFCS, Office of Provider Management
Performance-Based Placement Measures
RBWO Provider GA+SCORECARD - CCI
 Report Quarter: Q4 FY2018



Provider/Program Name: The Lillie Home - The Lillie Home (5282) - CCI

522 Country Club Rd , Dublin, GA 31021 Phone: 478-279-3174 Vendor ID# 131236	Quarterly Scores (Grades)		Current Quarter Score (Grade)
	Q1: 78.42 (C+)	Q2: 105.93 (A+)	98.81%
	Q3: 106.56 (A+)	Q4: 98.81 (A+)	(A+)

Program Census Information:	# Children in Care During Quarter: 12	# Placements During Quarter: 12	# Children in Care On Last Day: 6
-----------------------------	---------------------------------------	---------------------------------	-----------------------------------

	Avg Performance All CCIs (%)	Provider Performance (%)*	Possible Points (Weight)	Provider Points Earned
--	-------------------------------------	----------------------------------	---------------------------------	-------------------------------

OPM Monitoring Reviews

Annual Comprehensive Reviews	88%	Not Yet Conducted		
Safety Reviews	94%	93%	15	14.00
Monitoring Sub-Total			15	14.00

CCI Safety Outcomes

Incidence of Maltreatment	0.27%	No Substantiated Reports	10	10.00
Staff Training/Foundations	68%	50%	5	2.50
Staff Safety Checks	98%	100%	5	5.00
Safety Sub-Total			20	17.50

CCI Permanency Outcomes

Placement Stability	90%	92%	15	13.80
Permanency Sub-Total			15	13.80

CCI Well-Being Outcomes

EPSDT Medical Visits	93%	100%	4	4.00
EPSDT Dental Visits	91%	100%	4	4.00
Academic Supports	76%	82%	3	2.46
Provider ECEM Visits	70%	95%	7	6.65
Provider General Contacts	67%	60%	7	4.20
Placements with Siblings	37%	0%	Not Scored	Not Scored
Placements within Legal County	14%	0%	Not Scored	Not Scored
Well-Being Sub-Total			25	21.31

*Performance calculation descriptions can be found in the FY 2018 RBWO PBP Measurements and Standards Guide.

Monitoring & Outcomes: Possible Points = 75	Points Earned = 66.61
Score Before Incentives Credit	88.81%
Incentives Awarded	10.00 pts
PBP Verification	N/A pts
Total Score	98.81%



DHS, DFCS, Office of Provider Management
Performance-Based Placement Measures
RBWO Provider GA+SCORECARD - CCI
Report Quarter: Q4 FY2018



Provider/Program Name: The Lillie Home - The Lillie Home (5282) - CCI

Program Census Information:		# Children in Care During Quarter: 12	# Placements During Quarter: 12	# Children in Care On Last Day: 6
CCI Incentive Credits	Avg Performance All CCIs (Points)	Provider Performance (%)*	Possible Points (Weight)	Provider Points Earned
Early EPSDT Medical Visits		100%	2	2.00
Early EPSDT Dental Visits		100%	2	2.00
Permanency Contacts		100%	5	5.00
Additional Academic Supports		0%	2	0.00
Active Agency Accreditation		0%	4	0.00
Staff Clinical Licensure		0%	5	0.00
Behavior Management (threshold = 0)		100%	4	4.00
Incentives Total	7.72		24	13.00
Maximum total combined incentive credit allowed is 10 points.			Incentives Awarded	10.00

*Performance calculation descriptions can be found in the FY 2018 RBWO PBP Measurements and Standards Guide.

Child Protective Services Investigations and Dispositions

The following investigations data, which is not used for scoring but is considered significant to a provider's performance, is from Georgia SHINES and is not considered final or complete until the end of the fiscal year.

Total Reports:	0	
Number Screened In:	0	
Number Screened Out:	0	
Number Substantiated:	0	
Number Unsubstantiated:	1	
Number Active CPS Investigations:	-1	



DHS, DFCS, Office of Provider Management
Performance-Based Placement Measures
RBWO Provider GA+SCORECARD - CCI
Report Quarter: Q4 FY2018



Provider/Program Name: Treutlen House at New Ebenezer, Inc. - (4228) - CCI

131 Old Augusta Road, Central Rincon, GA 31326

Phone: 912-754-9797

Vendor ID# 79727

Quarterly Scores (Grades)

Q1: 93.81 (A-)

Q2: 105.42 (A+)

Q3: 102.97 (A+)

Q4: 90.90 (A-)

Current Quarter Score (Grade)

90.90%

(A-)

Program Census Information:

Children in Care During Quarter: 9

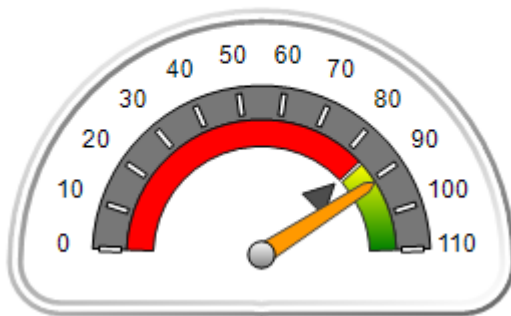
Placements During Quarter: 9

Children in Care On Last Day: 6

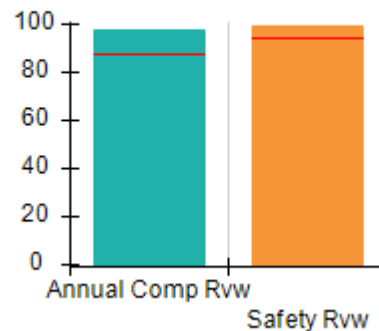
Quarterly Provider Comparisons to All CCIs

▼ — indicates average for all CCIs

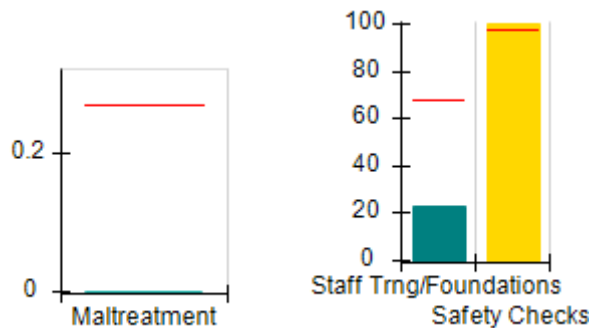
Overall Score (%)



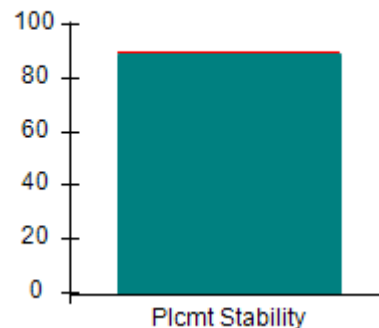
OPM Monitoring Reviews (%)



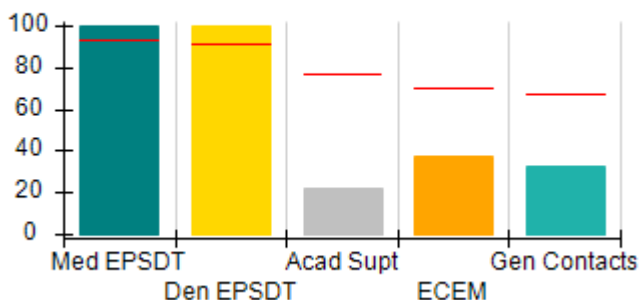
Safety Outcomes (%)



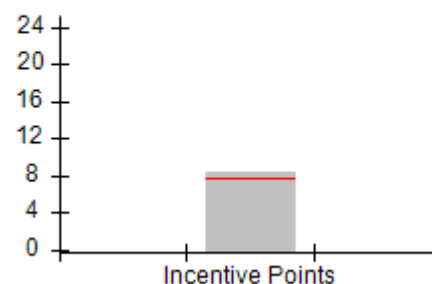
Permanency Outcomes (%)



Well-Being Outcomes (%)



Incentives Earned (Points)





DHS, DFCS, Office of Provider Management
Performance-Based Placement Measures
RBWO Provider GA+SCORECARD - CCI
 Report Quarter: Q4 FY2018



Provider/Program Name: Treutlen House at New Ebenezer, Inc. - (4228) - CCI

131 Old Augusta Road, Central Rincon, GA 31326 Phone: 912-754-9797 Vendor ID# 79727	Quarterly Scores (Grades)		Current Quarter Score (Grade)
	Q1: 93.81 (A-)	Q2: 105.42 (A+)	90.90% (A-)
	Q3: 102.97 (A+)	Q4: 90.90 (A-)	

Program Census Information:	# Children in Care During Quarter: 9	# Placements During Quarter: 9	# Children in Care On Last Day: 6
-----------------------------	--------------------------------------	--------------------------------	-----------------------------------

	Avg Performance All CCIs (%)	Provider Performance (%)*	Possible Points (Weight)	Provider Points Earned
--	------------------------------	---------------------------	--------------------------	------------------------

OPM Monitoring Reviews

Annual Comprehensive Reviews	88%	98%	25	24.38
Safety Reviews	94%	100%	15	14.95
Monitoring Sub-Total			40	39.33

CCI Safety Outcomes

Incidence of Maltreatment	0.27%	No Substantiated Reports	10	10.00
Staff Training/Foundations	68%	23%	5	1.15
Staff Safety Checks	98%	100%	5	5.00
Safety Sub-Total			20	16.15

CCI Permanency Outcomes

Placement Stability	90%	89%	15	13.35
Permanency Sub-Total			15	13.35

CCI Well-Being Outcomes

EPSDT Medical Visits	93%	100%	4	4.00
EPSDT Dental Visits	91%	100%	4	4.00
Academic Supports	76%	22%	3	0.66
Provider ECEM Visits	70%	38%	7	2.66
Provider General Contacts	67%	33%	7	2.31
Placements with Siblings	37%	0%	Not Scored	Not Scored
Placements within Legal County	14%	Not Eligible	Not Scored	Not Scored
Well-Being Sub-Total			25	13.63

*Performance calculation descriptions can be found in the FY 2018 RBWO PBP Measurements and Standards Guide.

Monitoring & Outcomes: Possible Points = 100	Points Earned = 82.46
Score Before Incentives Credit	82.46%
Incentives Awarded	8.44 pts
PBP Verification	N/A pts
Total Score	90.90%



DHS, DFCS, Office of Provider Management
Performance-Based Placement Measures
RBWO Provider GA+SCORECARD - CCI
Report Quarter: Q4 FY2018



Provider/Program Name: Treutlen House at New Ebenezer, Inc. - (4228) - CCI

Program Census Information:		# Children in Care During Quarter: 9	# Placements During Quarter: 9	# Children in Care On Last Day: 6
CCI Incentive Credits	Avg Performance All CCIs (Points)	Provider Performance (%)*	Possible Points (Weight)	Provider Points Earned
Early EPSDT Medical Visits		100%	2	2.00
Early EPSDT Dental Visits		100%	2	2.00
Permanency Contacts		None Planned	5	
Additional Academic Supports		22%	2	0.44
Active Agency Accreditation		0%	4	0.00
Staff Clinical Licensure		0%	5	0.00
Behavior Management (threshold = 0)		100%	4	4.00
Incentives Total	7.72		24	8.44
Maximum total combined incentive credit allowed is 10 points.			Incentives Awarded	8.44

*Performance calculation descriptions can be found in the FY 2018 RBWO PBP Measurements and Standards Guide.

Child Protective Services Investigations and Dispositions

The following investigations data, which is not used for scoring but is considered significant to a provider's performance, is from Georgia SHINES and is not considered final or complete until the end of the fiscal year.

Total Reports:	0	
Number Screened In:	0	
Number Screened Out:	0	
Number Substantiated:	0	
Number Unsubstantiated:	0	
Number Active CPS Investigations:	0	



DHS, DFCS, Office of Provider Management

Performance-Based Placement Measures

RBWO Provider GA+SCORECARD - CCI

Report Quarter: Q4 FY2018



Provider/Program Name: Turning Point Homes - Ahmonie's Cottage (1003) - CCI

3847 Waldrop Road, Decatur, GA 30034

Phone: 770-808-3714

Vendor ID# 51758

Quarterly Scores (Grades)

Q1: 102.17 (A+)

Q2: 83.48 (B-)

Q3: 81.26 (B-)

Q4: 84.17 (B)

Current Quarter Score (Grade)

84.17%

(B)

Program Census Information:

Children in Care During Quarter: 6

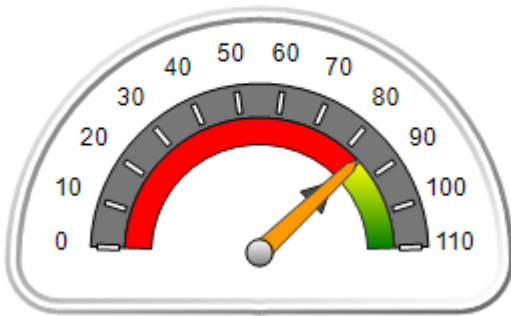
Placements During Quarter: 6

Children in Care On Last Day: 6

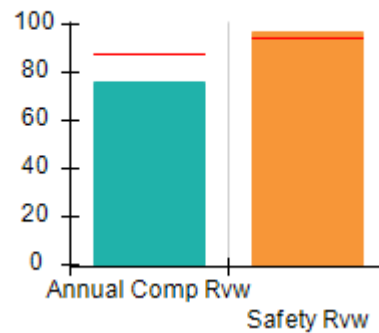
Quarterly Provider Comparisons to All CCIs

▼ indicates average for all CCIs

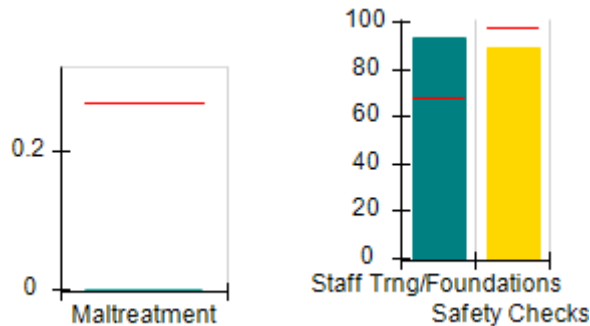
Overall Score (%)



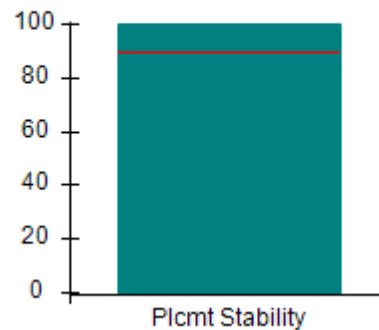
OPM Monitoring Reviews (%)



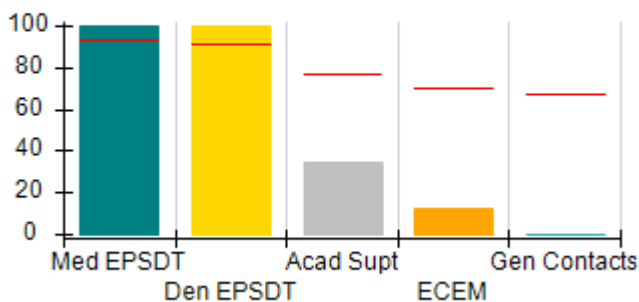
Safety Outcomes (%)



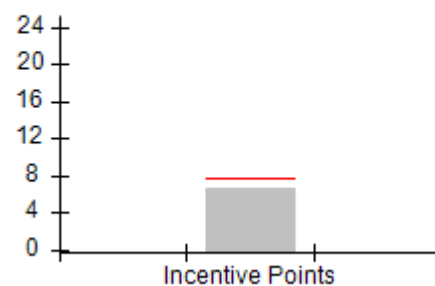
Permanency Outcomes (%)



Well-Being Outcomes (%)



Incentives Earned (Points)





DHS, DFCS, Office of Provider Management
Performance-Based Placement Measures
RBWO Provider GA+SCORECARD - CCI
 Report Quarter: Q4 FY2018



Provider/Program Name: Turning Point Homes - Ahmonie's Cottage (1003) - CCI				
3847 Waldrop Road, Decatur, GA 30034		Quarterly Scores (Grades)		Current Quarter Score (Grade)
Phone: 770-808-3714		Q1: 102.17 (A+)	Q2: 83.48 (B-)	84.17% (B)
Vendor ID# 51758		Q3: 81.26 (B-)	Q4: 84.17 (B)	
Program Census Information:		# Children in Care During Quarter: 6	# Placements During Quarter: 6	# Children in Care On Last Day: 6
	Avg Performance All CCIs (%)	Provider Performance (%)*	Possible Points (Weight)	Provider Points Earned
OPM Monitoring Reviews				
Annual Comprehensive Reviews	88%	76%	25	18.92
Safety Reviews	94%	97%	15	14.49
Monitoring Sub-Total			40	33.41
CCI Safety Outcomes				
Incidence of Maltreatment	0.27%	No Substantiated Reports	10	10.00
Staff Training/Foundations	68%	93%	5	4.65
Staff Safety Checks	98%	89%	5	4.45
Safety Sub-Total			20	19.10
CCI Permanency Outcomes				
Placement Stability	90%	100%	15	15.00
Permanency Sub-Total			15	15.00
CCI Well-Being Outcomes				
EPSDT Medical Visits	93%	100%	4	4.00
EPSDT Dental Visits	91%	100%	4	4.00
Academic Supports	76%	35%	3	1.05
Provider ECEM Visits	70%	13%	7	0.91
Provider General Contacts	67%	0%	7	0.00
Placements with Siblings	37%	Not Eligible	Not Scored	Not Scored
Placements within Legal County	14%	0%	Not Scored	Not Scored
Well-Being Sub-Total			25	9.96
*Performance calculation descriptions can be found in the FY 2018 RBWO PBP Measurements and Standards Guide.				

Monitoring & Outcomes: Possible Points = 100	Points Earned = 77.47
Score Before Incentives Credit	77.47%
Incentives Awarded	6.70 pts
PBP Verification	N/A pts
Total Score	84.17%



DHS, DFCS, Office of Provider Management
Performance-Based Placement Measures
RBWO Provider GA+SCORECARD - CCI
Report Quarter: Q4 FY2018



Provider/Program Name: Turning Point Homes - Ahmonie's Cottage (1003) - CCI

Program Census Information:		# Children in Care During Quarter: 6	# Placements During Quarter: 6	# Children in Care On Last Day: 6
CCI Incentive Credits	Avg Performance All CCIs (Points)	Provider Performance (%)*	Possible Points (Weight)	Provider Points Earned
Early EPSDT Medical Visits		Not Eligible	2	
Early EPSDT Dental Visits		100%	2	2.00
Permanency Contacts		0%	5	0.00
Additional Academic Supports		35%	2	0.70
Active Agency Accreditation		0%	4	0.00
Staff Clinical Licensure		0%	5	0.00
Behavior Management (threshold = 0)		100%	4	4.00
Incentives Total	7.72		24	6.70
Maximum total combined incentive credit allowed is 10 points.			Incentives Awarded	6.70

*Performance calculation descriptions can be found in the FY 2018 RBWO PBP Measurements and Standards Guide.

Child Protective Services Investigations and Dispositions

The following investigations data, which is not used for scoring but is considered significant to a provider's performance, is from Georgia SHINES and is not considered final or complete until the end of the fiscal year.

Total Reports:	0	
Number Screened In:	0	
Number Screened Out:	0	
Number Substantiated:	0	
Number Unsubstantiated:	0	
Number Active CPS Investigations:	0	



DHS, DFCS, Office of Provider Management
Performance-Based Placement Measures
RBWO Provider GA+SCORECARD - CCI
Report Quarter: Q4 FY2018



Provider/Program Name: Turning Point Homes - Francois Cottage (829) - CCI

3392 Wesley Chapel Rd, Decatur, GA 30034

Phone: 770-808-3714

Vendor ID# 35603

Quarterly Scores (Grades)

Current Quarter Score (Grade)

Q1: 98.03 (A+)

Q2: 84.60 (B)

84.06%

Q3: 88.71 (B+)

Q4: 84.06 (B)

(B)

Program Census Information:

Children in Care During Quarter: 12

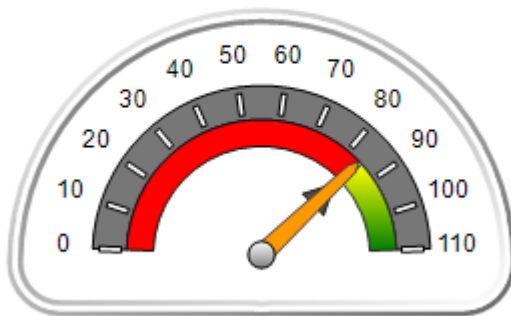
Placements During Quarter: 12

Children in Care On Last Day: 6

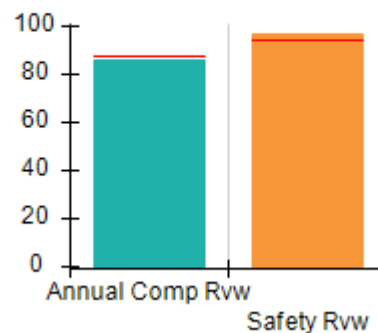
Quarterly Provider Comparisons to All CCIs

▼ — indicates average for all CCIs

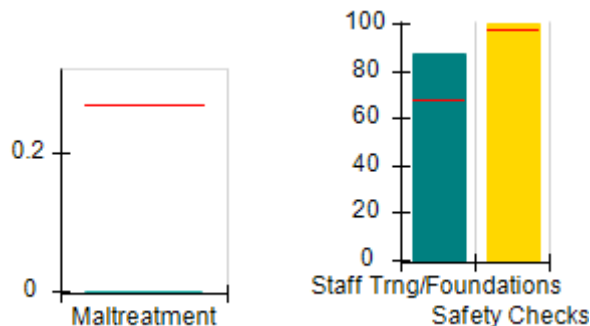
Overall Score (%)



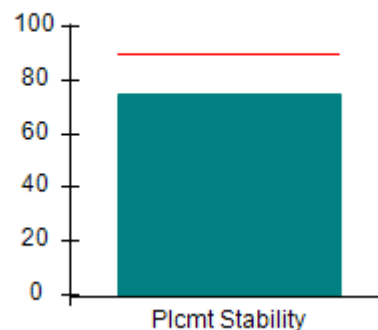
OPM Monitoring Reviews (%)



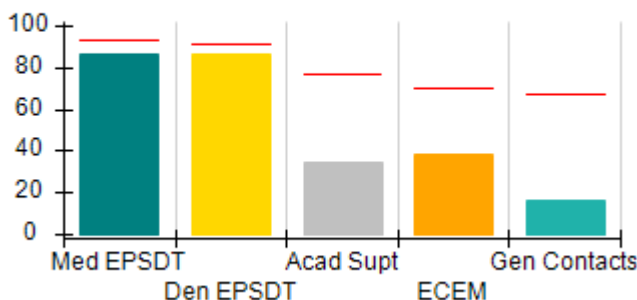
Safety Outcomes (%)



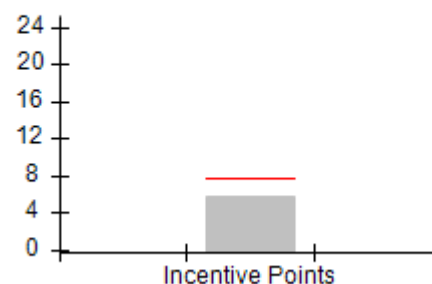
Permanency Outcomes (%)



Well-Being Outcomes (%)



Incentives Earned (Points)





DHS, DFCS, Office of Provider Management
Performance-Based Placement Measures
RBWO Provider GA+SCORECARD - CCI
Report Quarter: Q4 FY2018



Provider/Program Name: Turning Point Homes - Francois Cottage (829) - CCI

3392 Wesley Chapel Rd, Decatur, GA 30034 Phone: 770-808-3714 Vendor ID# 35603	Quarterly Scores (Grades)		Current Quarter Score (Grade)
	Q1: 98.03 (A+)	Q2: 84.60 (B)	84.06% (B)
	Q3: 88.71 (B+)	Q4: 84.06 (B)	

Program Census Information:	# Children in Care During Quarter: 12	# Placements During Quarter: 12	# Children in Care On Last Day: 6
-----------------------------	---------------------------------------	---------------------------------	-----------------------------------

	Avg Performance All CCIs (%)	Provider Performance (%)*	Possible Points (Weight)	Provider Points Earned
--	-------------------------------------	----------------------------------	---------------------------------	-------------------------------

OPM Monitoring Reviews

Annual Comprehensive Reviews	88%	86%	25	21.42
Safety Reviews	94%	97%	15	14.49
Monitoring Sub-Total			40	35.91

CCI Safety Outcomes

Incidence of Maltreatment	0.27%	No Substantiated Reports	10	10.00
Staff Training/Foundations	68%	87%	5	4.35
Staff Safety Checks	98%	100%	5	5.00
Safety Sub-Total			20	19.35

CCI Permanency Outcomes

Placement Stability	90%	75%	15	11.25
Permanency Sub-Total			15	11.25

CCI Well-Being Outcomes

EPSDT Medical Visits	93%	86%	4	3.44
EPSDT Dental Visits	91%	86%	4	3.44
Academic Supports	76%	35%	3	1.05
Provider ECEM Visits	70%	39%	7	2.73
Provider General Contacts	67%	17%	7	1.19
Placements with Siblings	37%	Not Eligible	Not Scored	Not Scored
Placements within Legal County	14%	25%	Not Scored	Not Scored
Well-Being Sub-Total			25	11.85

*Performance calculation descriptions can be found in the FY 2018 RBWO PBP Measurements and Standards Guide.

Monitoring & Outcomes: Possible Points = 100	Points Earned = 78.36
Score Before Incentives Credit	78.36%
Incentives Awarded	5.70 pts
PBP Verification	N/A pts
Total Score	84.06%



DHS, DFCS, Office of Provider Management
Performance-Based Placement Measures
RBWO Provider GA+SCORECARD - CCI
Report Quarter: Q4 FY2018



Provider/Program Name: Turning Point Homes - Francois Cottage (829) - CCI

Program Census Information:		# Children in Care During Quarter: 12	# Placements During Quarter: 12	# Children in Care On Last Day: 6
CCI Incentive Credits	Avg Performance All CCIs (Points)	Provider Performance (%)*	Possible Points (Weight)	Provider Points Earned
Early EPSDT Medical Visits		50%	2	1.00
Early EPSDT Dental Visits		0%	2	0.00
Permanency Contacts		0%	5	0.00
Additional Academic Supports		35%	2	0.70
Active Agency Accreditation		0%	4	0.00
Staff Clinical Licensure		0%	5	0.00
Behavior Management (threshold = 0)		100%	4	4.00
Incentives Total	7.72		24	5.70
Maximum total combined incentive credit allowed is 10 points.			Incentives Awarded	5.70

*Performance calculation descriptions can be found in the FY 2018 RBWO PBP Measurements and Standards Guide.

Child Protective Services Investigations and Dispositions

The following investigations data, which is not used for scoring but is considered significant to a provider's performance, is from Georgia SHINES and is not considered final or complete until the end of the fiscal year.

Total Reports:	0	
Number Screened In:	0	
Number Screened Out:	0	
Number Substantiated:	0	
Number Unsubstantiated:	0	
Number Active CPS Investigations:	0	



DHS, DFCS, Office of Provider Management

Performance-Based Placement Measures

RBWO Provider GA+SCORECARD - CCI

Report Quarter: Q4 FY2018



Provider/Program Name: Turning Point Homes - Joshua Cottage I (830) - CCI

672 Kenilworth Circle, Stone Mountain, GA 30083

Phone: 770-808-3714

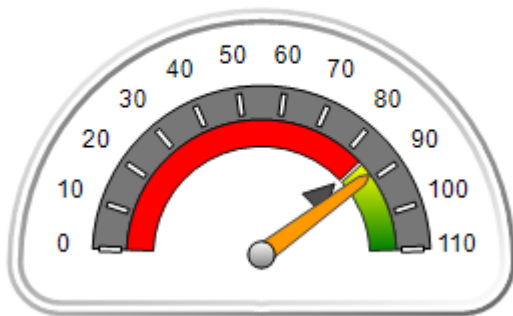
Vendor ID# 35602

Quarterly Scores (Grades)		Current Quarter Score (Grade)
Q1: 94.97 (A)	Q2: 83.57 (B-)	88.52% (B+)
Q3: 78.93 (C+)	Q4: 88.52 (B+)	
Program Census Information:		# Children in Care During Quarter: 9
		# Placements During Quarter: 9
		# Children in Care On Last Day: 5

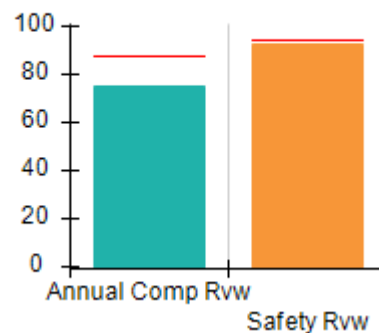
Quarterly Provider Comparisons to All CCIs

▼ indicates average for all CCIs

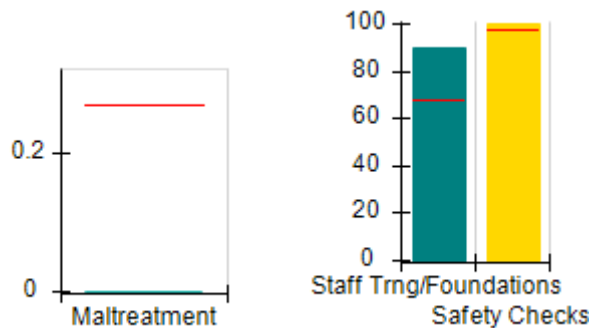
Overall Score (%)



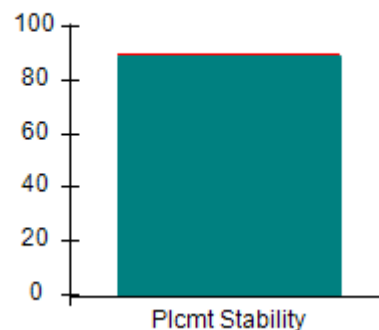
OPM Monitoring Reviews (%)



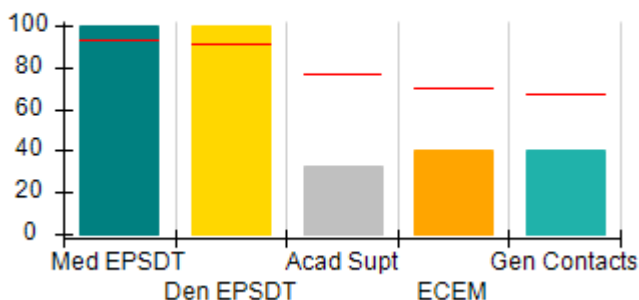
Safety Outcomes (%)



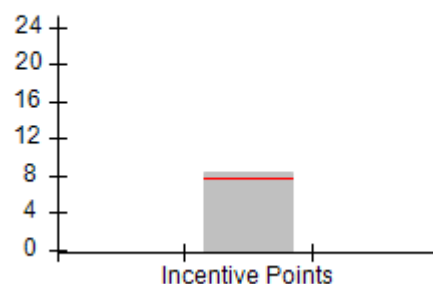
Permanency Outcomes (%)



Well-Being Outcomes (%)



Incentives Earned (Points)





DHS, DFCS, Office of Provider Management
Performance-Based Placement Measures
RBWO Provider GA+SCORECARD - CCI
 Report Quarter: Q4 FY2018



Provider/Program Name: Turning Point Homes - Joshua Cottage I (830) - CCI				
672 Kenilworth Circle, Stone Mountain, GA 30083 Phone: 770-808-3714 Vendor ID# 35602		Quarterly Scores (Grades)		Current Quarter Score (Grade)
		Q1: 94.97 (A)	Q2: 83.57 (B-)	88.52% (B+)
		Q3: 78.93 (C+)	Q4: 88.52 (B+)	
Program Census Information:		# Children in Care During Quarter: 9	# Placements During Quarter: 9	# Children in Care On Last Day: 5
	Avg Performance All CCIs (%)	Provider Performance (%)*	Possible Points (Weight)	Provider Points Earned
OPM Monitoring Reviews				
Annual Comprehensive Reviews	88%	75%	25	18.86
Safety Reviews	94%	92%	15	13.86
Monitoring Sub-Total			40	32.72
CCI Safety Outcomes				
Incidence of Maltreatment	0.27%	No Substantiated Reports	10	10.00
Staff Training/Foundations	68%	90%	5	4.50
Staff Safety Checks	98%	100%	5	5.00
Safety Sub-Total			20	19.50
CCI Permanency Outcomes				
Placement Stability	90%	89%	15	13.35
Permanency Sub-Total			15	13.35
CCI Well-Being Outcomes				
EPSDT Medical Visits	93%	100%	4	4.00
EPSDT Dental Visits	91%	100%	4	4.00
Academic Supports	76%	33%	3	0.99
Provider ECEM Visits	70%	40%	7	2.80
Provider General Contacts	67%	40%	7	2.80
Placements with Siblings	37%	Not Eligible	Not Scored	Not Scored
Placements within Legal County	14%	33%	Not Scored	Not Scored
Well-Being Sub-Total			25	14.59
*Performance calculation descriptions can be found in the FY 2018 RBWO PBP Measurements and Standards Guide.				

Monitoring & Outcomes: Possible Points = 100		Points Earned = 80.16	
Score Before Incentives Credit		80.16%	
Incentives Awarded		8.36 pts	
PBP Verification		N/A pts	
Total Score		88.52%	



DHS, DFCS, Office of Provider Management
Performance-Based Placement Measures
RBWO Provider GA+SCORECARD - CCI
Report Quarter: Q4 FY2018



Provider/Program Name: Turning Point Homes - Joshua Cottage I (830) - CCI

Program Census Information:		# Children in Care During Quarter: 9	# Placements During Quarter: 9	# Children in Care On Last Day: 5
CCI Incentive Credits	Avg Performance All CCIs (Points)	Provider Performance (%)*	Possible Points (Weight)	Provider Points Earned
Early EPSDT Medical Visits		100%	2	2.00
Early EPSDT Dental Visits		100%	2	2.00
Permanency Contacts		0%	5	0.00
Additional Academic Supports		18%	2	0.36
Active Agency Accreditation		0%	4	0.00
Staff Clinical Licensure		0%	5	0.00
Behavior Management (threshold = 0)		100%	4	4.00
Incentives Total	7.72		24	8.36
Maximum total combined incentive credit allowed is 10 points.			Incentives Awarded	8.36

*Performance calculation descriptions can be found in the FY 2018 RBWO PBP Measurements and Standards Guide.

Child Protective Services Investigations and Dispositions

The following investigations data, which is not used for scoring but is considered significant to a provider's performance, is from Georgia SHINES and is not considered final or complete until the end of the fiscal year.

Total Reports:	0	
Number Screened In:	0	
Number Screened Out:	0	
Number Substantiated:	0	
Number Unsubstantiated:	0	
Number Active CPS Investigations:	0	



DHS, DFCS, Office of Provider Management
Performance-Based Placement Measures
RBWO Provider GA+SCORECARD - CCI
Report Quarter: Q4 FY2018



Provider/Program Name: Turning Point Homes - Turning Point Cottage (833) - CCI

3396 Wesley Chapel Rd, Decatur, GA 30034

Phone: 770-808-3714

Vendor ID# 35604

Quarterly Scores (Grades)

Q1: 102.07 (A+)

Q2: 87.27 (B+)

Q3: 88.21 (B+)

Q4: 84.99 (B)

Current Quarter Score (Grade)

84.99%

(B)

Program Census Information:

Children in Care During Quarter: 7

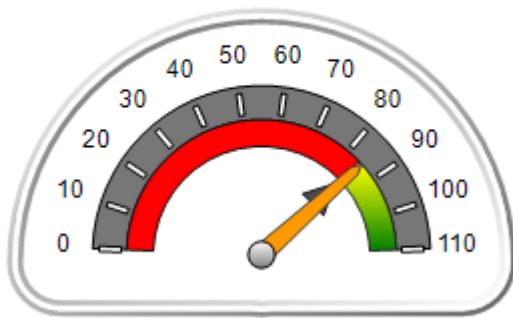
Placements During Quarter: 7

Children in Care On Last Day: 5

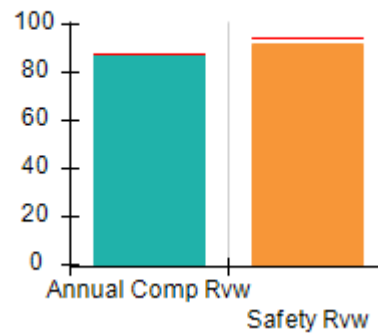
Quarterly Provider Comparisons to All CCIs

▼ — indicates average for all CCIs

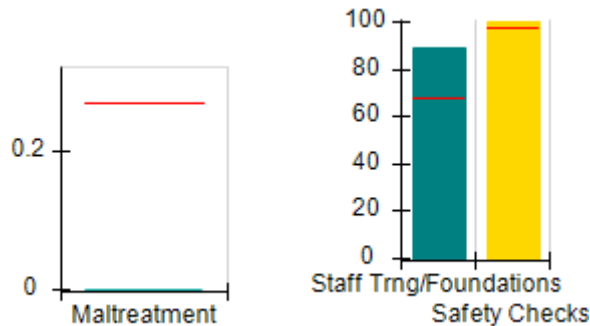
Overall Score (%)



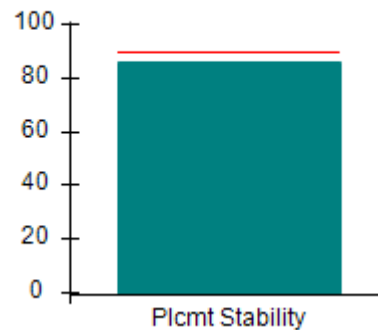
OPM Monitoring Reviews (%)



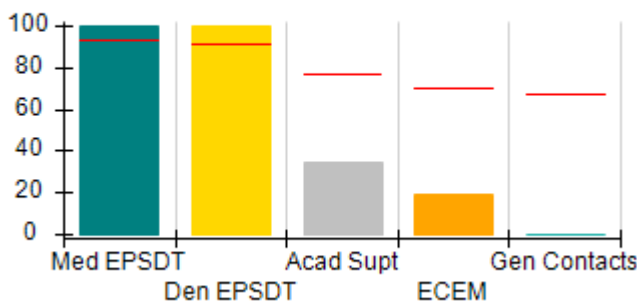
Safety Outcomes (%)



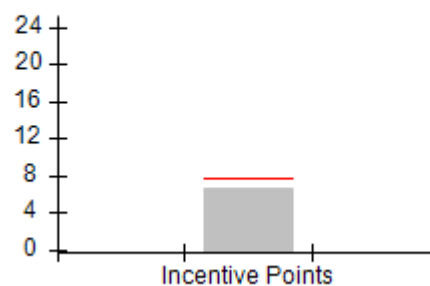
Permanency Outcomes (%)



Well-Being Outcomes (%)



Incentives Earned (Points)





DHS, DFCS, Office of Provider Management
Performance-Based Placement Measures
RBWO Provider GA+SCORECARD - CCI
 Report Quarter: Q4 FY2018



Provider/Program Name: Turning Point Homes - Turning Point Cottage (833) - CCI				
3396 Wesley Chapel Rd, Decatur, GA 30034		Quarterly Scores (Grades)		Current Quarter Score (Grade)
Phone: 770-808-3714		Q1: 102.07 (A+)	Q2: 87.27 (B+)	84.99% (B)
Vendor ID# 35604		Q3: 88.21 (B+)	Q4: 84.99 (B)	
Program Census Information:		# Children in Care During Quarter: 7	# Placements During Quarter: 7	# Children in Care On Last Day: 5
	Avg Performance All CCIs (%)	Provider Performance (%)*	Possible Points (Weight)	Provider Points Earned
OPM Monitoring Reviews				
Annual Comprehensive Reviews	88%	87%	25	21.87
Safety Reviews	94%	92%	15	13.77
Monitoring Sub-Total			40	35.64
CCI Safety Outcomes				
Incidence of Maltreatment	0.27%	No Substantiated Reports	10	10.00
Staff Training/Foundations	68%	89%	5	4.45
Staff Safety Checks	98%	100%	5	5.00
Safety Sub-Total			20	19.45
CCI Permanency Outcomes				
Placement Stability	90%	86%	15	12.90
Permanency Sub-Total			15	12.90
CCI Well-Being Outcomes				
EPSDT Medical Visits	93%	100%	4	4.00
EPSDT Dental Visits	91%	100%	4	4.00
Academic Supports	76%	35%	3	1.05
Provider ECEM Visits	70%	19%	7	1.33
Provider General Contacts	67%	0%	7	0.00
Placements with Siblings	37%	Not Eligible	Not Scored	Not Scored
Placements within Legal County	14%	0%	Not Scored	Not Scored
Well-Being Sub-Total			25	10.38
*Performance calculation descriptions can be found in the FY 2018 RBWO PBP Measurements and Standards Guide.				

Monitoring & Outcomes: Possible Points = 100		Points Earned = 78.37	
Score Before Incentives Credit			78.37%
Incentives Awarded			6.62 pts
PBP Verification			N/A pts
Total Score			84.99%



DHS, DFCS, Office of Provider Management
Performance-Based Placement Measures
RBWO Provider GA+SCORECARD - CCI
Report Quarter: Q4 FY2018



Provider/Program Name: Turning Point Homes - Turning Point Cottage (833) - CCI

Program Census Information:		# Children in Care During Quarter: 7	# Placements During Quarter: 7	# Children in Care On Last Day: 5
CCI Incentive Credits	Avg Performance All CCIs (Points)	Provider Performance (%)*	Possible Points (Weight)	Provider Points Earned
Early EPSDT Medical Visits		Not Eligible	2	
Early EPSDT Dental Visits		100%	2	2.00
Permanency Contacts		0%	5	0.00
Additional Academic Supports		31%	2	0.62
Active Agency Accreditation		0%	4	0.00
Staff Clinical Licensure		0%	5	0.00
Behavior Management (threshold = 0)		100%	4	4.00
Incentives Total	7.72		24	6.62
Maximum total combined incentive credit allowed is 10 points.			Incentives Awarded	6.62

*Performance calculation descriptions can be found in the FY 2018 RBWO PBP Measurements and Standards Guide.

Child Protective Services Investigations and Dispositions

The following investigations data, which is not used for scoring but is considered significant to a provider's performance, is from Georgia SHINES and is not considered final or complete until the end of the fiscal year.

Total Reports:	0	
Number Screened In:	0	
Number Screened Out:	0	
Number Substantiated:	0	
Number Unsubstantiated:	0	
Number Active CPS Investigations:	0	



DHS, DFCS, Office of Provider Management
Performance-Based Placement Measures
RBWO Provider GA+SCORECARD - CCI



Report Quarter: Q4 FY2018

Provider/Program Name: Twin Cedars Youth Services - (formerly Georgia Industrial Children's Home) (4340) - CCI

4690 N. Mumford Rd., Macon, GA 31204

Phone: 478-474-8220

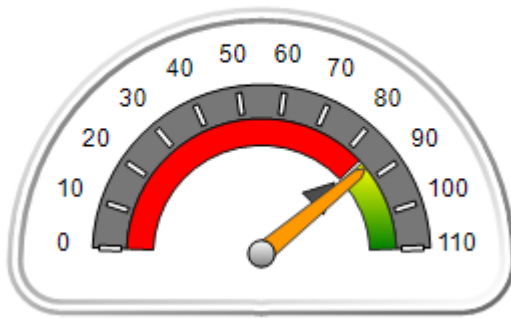
Vendor ID# 78675

	Quarterly Scores (Grades)		Current Quarter Score (Grade)
	Q1: 97.55 (A+)	Q2: 102.36 (A+)	86.61%
	Q3: 101.69 (A+)	Q4: 86.61 (B)	(B)
Program Census Information:	# Children in Care During Quarter: 48	# Placements During Quarter: 48	# Children in Care On Last Day: 38

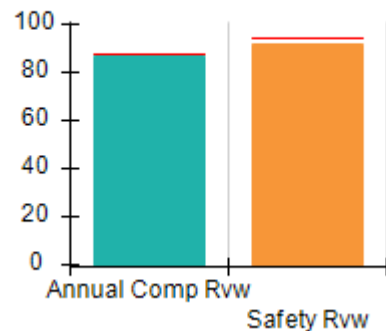
Quarterly Provider Comparisons to All CCIs

▼ — indicates average for all CCIs

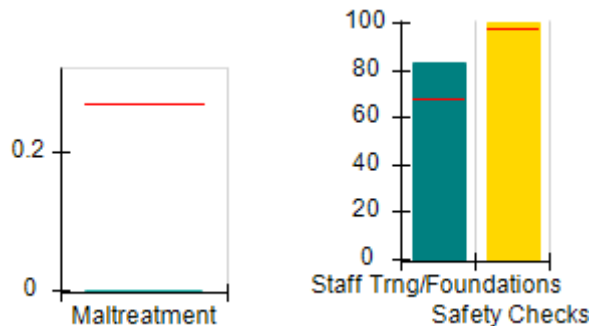
Overall Score (%)



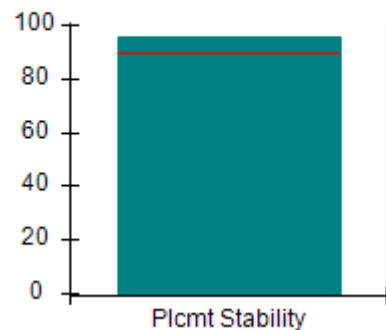
OPM Monitoring Reviews (%)



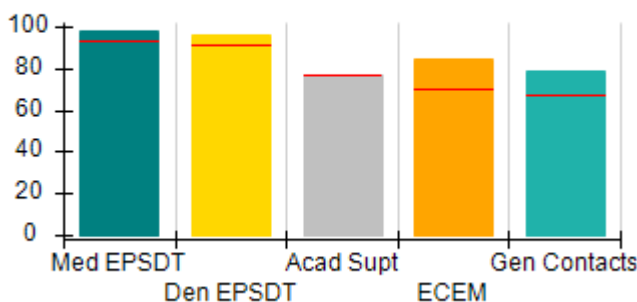
Safety Outcomes (%)



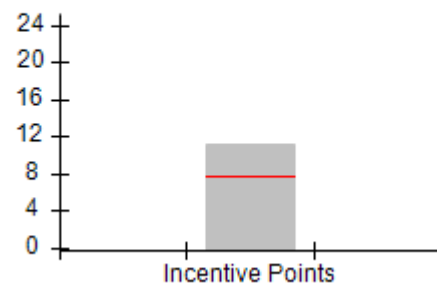
Permanency Outcomes (%)



Well-Being Outcomes (%)



Incentives Earned (Points)





Performance-Based Placement Measures

RBWO Provider GA+SCORECARD - CCI

Report Quarter: Q4 FY2018

Provider/Program Name: Twin Cedars Youth Services - (formerly Georgia Industrial Children's Home) (4340) - CCI				
4690 N. Mumford Rd., Macon, GA 31204		Quarterly Scores (Grades)		Current Quarter Score (Grade)
Phone: 478-474-8220		Q1: 97.55 (A+)	Q2: 102.36 (A+)	86.61%
Vendor ID# 78675		Q3: 101.69 (A+)	Q4: 86.61 (B)	(B)
Program Census Information:		# Children in Care During Quarter: 48	# Placements During Quarter: 48	# Children in Care On Last Day: 38
	Avg Performance All CCIs (%)	Provider Performance (%)*	Possible Points (Weight)	Provider Points Earned
OPM Monitoring Reviews				
Annual Comprehensive Reviews	88%	87%	25	21.81
Safety Reviews	94%	92%	15	13.77
Monitoring Sub-Total			40	35.58
CCI Safety Outcomes				
Incidence of Maltreatment	0.27%	No Substantiated Reports	10	10.00
Staff Training/Foundations	68%	83%	5	4.15
Staff Safety Checks	98%	100%	5	5.00
Safety Sub-Total			20	19.15
CCI Permanency Outcomes				
Placement Stability	90%	96%	15	14.40
Permanency Sub-Total			15	14.40
CCI Well-Being Outcomes				
EPSDT Medical Visits	93%	98%	4	3.92
EPSDT Dental Visits	91%	96%	4	3.84
Academic Supports	76%	77%	3	2.31
Provider ECEM Visits	70%	84%	7	5.88
Provider General Contacts	67%	79%	7	5.53
Placements with Siblings	37%	16%	Not Scored	Not Scored
Placements within Legal County	14%	0%	Not Scored	Not Scored
Well-Being Sub-Total			25	21.48
*Performance calculation descriptions can be found in the FY 2018 RBWO PBP Measurements and Standards Guide.				

Monitoring & Outcomes: Possible Points = 100	Points Earned = 90.61
Score Before Incentives Credit	90.61%
Incentives Awarded	10.00 pts
PBP Verification	-14.00 pts
Total Score	86.61%



DHS, DFCS, Office of Provider Management
Performance-Based Placement Measures
RBWO Provider GA+SCORECARD - CCI



Report Quarter: Q4 FY2018

Provider/Program Name: Twin Cedars Youth Services - (formerly Georgia Industrial Children's Home) (4340) - CCI

Program Census Information:		# Children in Care During Quarter: 48	# Placements During Quarter: 48	# Children in Care On Last Day: 38
CCI Incentive Credits	Avg Performance All CCIs (Points)	Provider Performance (%)*	Possible Points (Weight)	Provider Points Earned
Early EPSDT Medical Visits		92%	2	1.84
Early EPSDT Dental Visits		80%	2	1.60
Permanency Contacts		6%	5	0.30
Additional Academic Supports		47%	2	0.94
Active Agency Accreditation		50%	4	2.00
Staff Clinical Licensure		10%	5	0.50
Behavior Management (threshold = 0)		100%	4	4.00
Incentives Total	7.72		24	11.18
Maximum total combined incentive credit allowed is 10 points.			Incentives Awarded	10.00

*Performance calculation descriptions can be found in the FY 2018 RBWO PBP Measurements and Standards Guide.

Child Protective Services Investigations and Dispositions

The following investigations data, which is not used for scoring but is considered significant to a provider's performance, is from Georgia SHINES and is not considered final or complete until the end of the fiscal year.

Total Reports:	0
Number Screened In:	0
Number Screened Out:	0
Number Substantiated:	0
Number Unsubstantiated:	0
Number Active CPS Investigations:	0



DHS, DFCS, Office of Provider Management
Performance-Based Placement Measures
RBWO Provider GA+SCORECARD - CCI



Report Quarter: Q4 FY2018

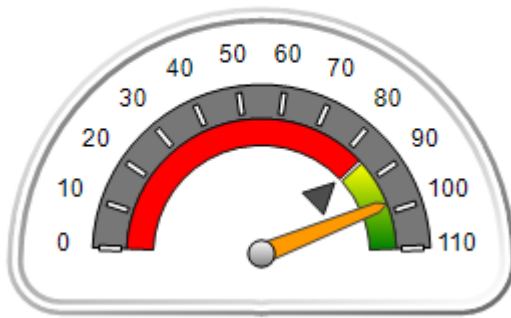
Provider/Program Name: Twin Cedars Youth Services - Anne Elizabeth Shepherd (835) - CCI

751 Double Churches Rd., Columbus, GA 31904 Phone: 706-322-8984 Vendor ID# 35615	Quarterly Scores (Grades)		Current Quarter Score (Grade)
	Q1: 86.51 (B)	Q2: 98.85 (A+)	97.71% (A+)
	Q3: 102.33 (A+)	Q4: 97.71 (A+)	
Program Census Information:	# Children in Care During Quarter: 10	# Placements During Quarter: 10	# Children in Care On Last Day: 14

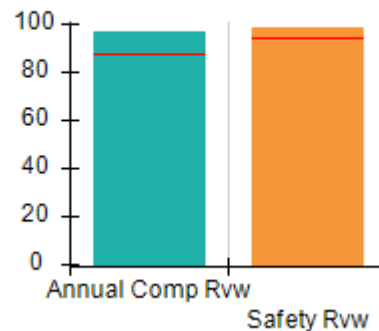
Quarterly Provider Comparisons to All CCIs

▼ — indicates average for all CCIs

Overall Score (%)



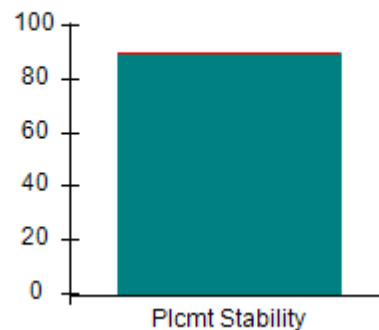
OPM Monitoring Reviews (%)



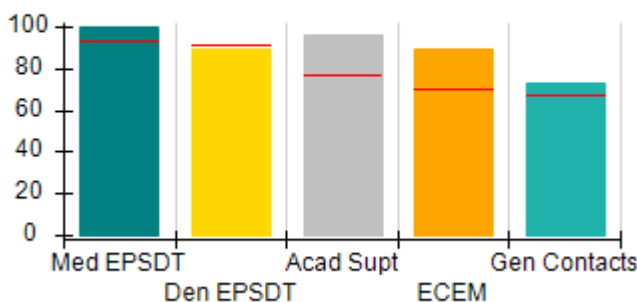
Safety Outcomes (%)



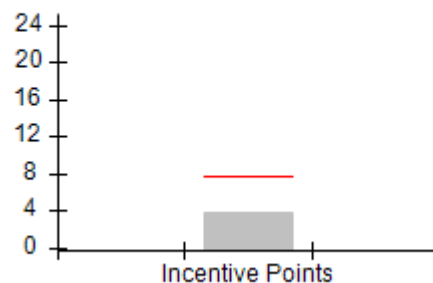
Permanency Outcomes (%)



Well-Being Outcomes (%)



Incentives Earned (Points)





Performance-Based Placement Measures

RBWO Provider GA+SCORECARD - CCI

Report Quarter: Q4 FY2018

Provider/Program Name: Twin Cedars Youth Services - Anne Elizabeth Shepherd (835) - CCI

751 Double Churches Rd., Columbus, GA 31904 Phone: 706-322-8984 Vendor ID# 35615	Quarterly Scores (Grades)		Current Quarter Score (Grade)
	Q1: 86.51 (B)	Q2: 98.85 (A+)	97.71% (A+)
	Q3: 102.33 (A+)	Q4: 97.71 (A+)	

Program Census Information:	# Children in Care During Quarter: 10	# Placements During Quarter: 10	# Children in Care On Last Day: 14
-----------------------------	---------------------------------------	---------------------------------	------------------------------------

	Avg Performance All CCIs (%)	Provider Performance (%)*	Possible Points (Weight)	Provider Points Earned
--	------------------------------	---------------------------	--------------------------	------------------------

OPM Monitoring Reviews

Annual Comprehensive Reviews	88%	97%	25	24.31
Safety Reviews	94%	99%	15	14.82
Monitoring Sub-Total			40	39.13

CCI Safety Outcomes

Incidence of Maltreatment	0.27%	No Substantiated Reports	10	10.00
Staff Training/Foundations	68%	90%	5	4.50
Staff Safety Checks	98%	100%	5	5.00
Safety Sub-Total			20	19.50

CCI Permanency Outcomes

Placement Stability	90%	90%	15	13.50
Permanency Sub-Total			15	13.50

CCI Well-Being Outcomes

EPSDT Medical Visits	93%	100%	4	4.00
EPSDT Dental Visits	91%	89%	4	3.56
Academic Supports	76%	96%	3	2.88
Provider ECEM Visits	70%	89%	7	6.23
Provider General Contacts	67%	73%	7	5.11
Placements with Siblings	37%	0%	Not Scored	Not Scored
Placements within Legal County	14%	Not Eligible	Not Scored	Not Scored
Well-Being Sub-Total			25	21.78

*Performance calculation descriptions can be found in the FY 2018 RBWO PBP Measurements and Standards Guide.

Monitoring & Outcomes: Possible Points = 100	Points Earned = 93.91
Score Before Incentives Credit	93.91%
Incentives Awarded	3.80 pts
PBP Verification	0.00 pts
Total Score	97.71%



DHS, DFCS, Office of Provider Management
Performance-Based Placement Measures
RBWO Provider GA+SCORECARD - CCI



Report Quarter: Q4 FY2018

Provider/Program Name: Twin Cedars Youth Services - Anne Elizabeth Shepherd (835) - CCI

Program Census Information:		# Children in Care During Quarter: 10	# Placements During Quarter: 10	# Children in Care On Last Day: 14
CCI Incentive Credits	Avg Performance All CCIs (Points)	Provider Performance (%)*	Possible Points (Weight)	Provider Points Earned
Early EPSDT Medical Visits		Not Eligible	2	
Early EPSDT Dental Visits		75%	2	1.50
Permanency Contacts		0%	5	0.00
Additional Academic Supports		15%	2	0.30
Active Agency Accreditation		50%	4	2.00
Staff Clinical Licensure		0%	5	0.00
Behavior Management (threshold = 0)		0%	4	0.00
Incentives Total	7.72		24	3.80
Maximum total combined incentive credit allowed is 10 points.			Incentives Awarded	3.80

*Performance calculation descriptions can be found in the FY 2018 RBWO PBP Measurements and Standards Guide.

Child Protective Services Investigations and Dispositions

The following investigations data, which is not used for scoring but is considered significant to a provider's performance, is from Georgia SHINES and is not considered final or complete until the end of the fiscal year.

Total Reports:	0
Number Screened In:	0
Number Screened Out:	0
Number Substantiated:	0
Number Unsubstantiated:	1
Number Active CPS Investigations:	-1



DHS, DFCS, Office of Provider Management
Performance-Based Placement Measures
RBWO Provider GA+SCORECARD - CCI
Report Quarter: Q4 FY2018



Provider/Program Name: Twin Cedars Youth Services - Bradfield Center (846) - CCI

1022 East Depot St., LaGrange, GA 30240

Phone: 706-884-1717

Vendor ID# 35610

Quarterly Scores (Grades)

Q1: 103.57 (A+)

Q2: 103.97 (A+)

Q3: 100.51 (A+)

Q4: 102.53 (A+)

Current Quarter Score (Grade)

102.53%

(A+)

Program Census Information:

Children in Care During
Quarter: 15

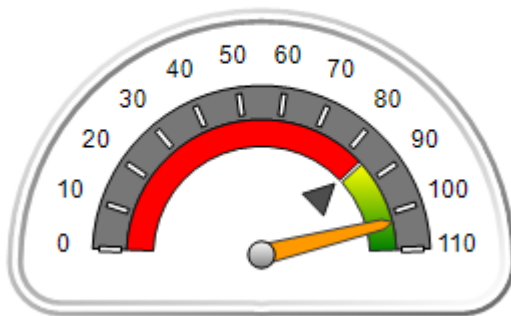
Placements During
Quarter: 15

Children in Care On Last
Day: 12

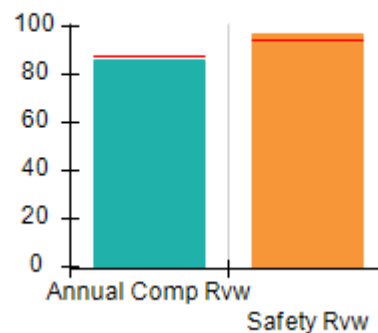
Quarterly Provider Comparisons to All CCIs

▼ indicates average for all CCIs

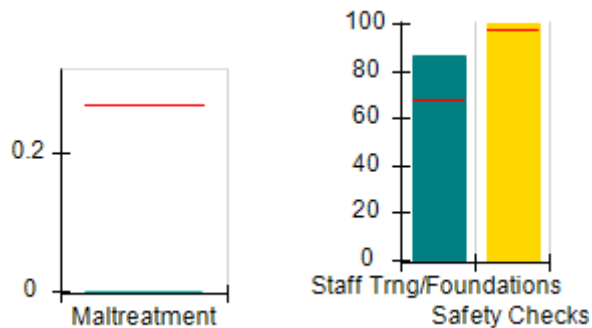
Overall Score (%)



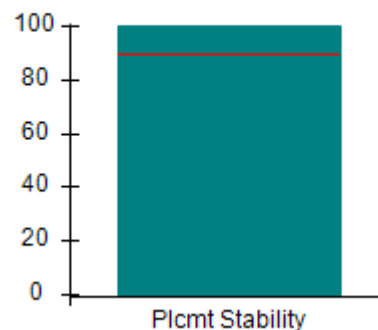
OPM Monitoring Reviews (%)



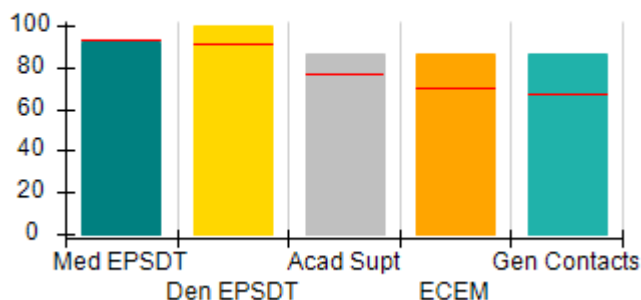
Safety Outcomes (%)



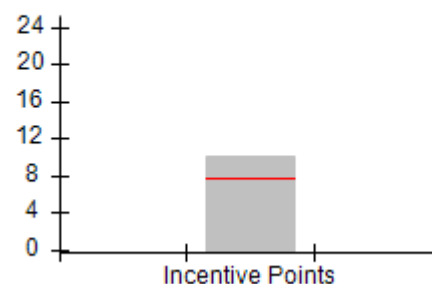
Permanency Outcomes (%)



Well-Being Outcomes (%)



Incentives Earned (Points)





DHS, DFCS, Office of Provider Management
Performance-Based Placement Measures
RBWO Provider GA+SCORECARD - CCI
 Report Quarter: Q4 FY2018



Provider/Program Name: Twin Cedars Youth Services - Bradfield Center (846) - CCI

1022 East Depot St., LaGrange, GA 30240 Phone: 706-884-1717 Vendor ID# 35610	Quarterly Scores (Grades)		Current Quarter Score (Grade)
	Q1: 103.57 (A+)	Q2: 103.97 (A+)	102.53% (A+)
	Q3: 100.51 (A+)	Q4: 102.53 (A+)	

Program Census Information:	# Children in Care During Quarter: 15	# Placements During Quarter: 15	# Children in Care On Last Day: 12
-----------------------------	---------------------------------------	---------------------------------	------------------------------------

	Avg Performance All CCIs (%)	Provider Performance (%)*	Possible Points (Weight)	Provider Points Earned
--	-------------------------------------	----------------------------------	---------------------------------	-------------------------------

OPM Monitoring Reviews

Annual Comprehensive Reviews	88%	86%	25	21.46
Safety Reviews	94%	97%	15	14.48
Monitoring Sub-Total			40	35.93

CCI Safety Outcomes

Incidence of Maltreatment	0.27%	No Substantiated Reports	10	10.00
Staff Training/Foundations	68%	86%	5	4.30
Staff Safety Checks	98%	100%	5	5.00
Safety Sub-Total			20	19.30

CCI Permanency Outcomes

Placement Stability	90%	100%	15	15.00
Permanency Sub-Total			15	15.00

CCI Well-Being Outcomes

EPSDT Medical Visits	93%	92%	4	3.68
EPSDT Dental Visits	91%	100%	4	4.00
Academic Supports	76%	86%	3	2.58
Provider ECEM Visits	70%	86%	7	6.02
Provider General Contacts	67%	86%	7	6.02
Placements with Siblings	37%	60%	Not Scored	Not Scored
Placements within Legal County	14%	0%	Not Scored	Not Scored
Well-Being Sub-Total			25	22.30

*Performance calculation descriptions can be found in the FY 2018 RBWO PBP Measurements and Standards Guide.

Monitoring & Outcomes: Possible Points = 100	Points Earned = 92.53
Score Before Incentives Credit	92.53%
Incentives Awarded	10.00 pts
PBP Verification	N/A pts
Total Score	102.53%



DHS, DFCS, Office of Provider Management
Performance-Based Placement Measures
RBWO Provider GA+SCORECARD - CCI
Report Quarter: Q4 FY2018



Provider/Program Name: Twin Cedars Youth Services - Bradfield Center (846) - CCI

Program Census Information:		# Children in Care During Quarter: 15	# Placements During Quarter: 15	# Children in Care On Last Day: 12
CCI Incentive Credits	Avg Performance All CCIs (Points)	Provider Performance (%)*	Possible Points (Weight)	Provider Points Earned
Early EPSDT Medical Visits		0%	2	0.00
Early EPSDT Dental Visits		100%	2	2.00
Permanency Contacts		None Planned	5	
Additional Academic Supports		0%	2	0.00
Active Agency Accreditation		100%	4	4.00
Staff Clinical Licensure		0%	5	0.00
Behavior Management (threshold = 0)		100%	4	4.00
Incentives Total	7.72		24	10.00
Maximum total combined incentive credit allowed is 10 points.			Incentives Awarded	10.00

*Performance calculation descriptions can be found in the FY 2018 RBWO PBP Measurements and Standards Guide.

Child Protective Services Investigations and Dispositions

The following investigations data, which is not used for scoring but is considered significant to a provider's performance, is from Georgia SHINES and is not considered final or complete until the end of the fiscal year.

Total Reports:	0	
Number Screened In:	0	
Number Screened Out:	0	
Number Substantiated:	0	
Number Unsubstantiated:	0	
Number Active CPS Investigations:	0	



DHS, DFCS, Office of Provider Management
Performance-Based Placement Measures
RBWO Provider GA+SCORECARD - CCI
Report Quarter: Q4 FY2018



Provider/Program Name: Twin Cedars Youth Services - Connections (837) - CCI

1055 E. Depot Street, LaGrange, GA 30240

Phone: 706-884-1717

Vendor ID# 35609

Quarterly Scores (Grades)

Current Quarter Score (Grade)

Q1: 95.91 (A)

Q2: 92.13 (A-)

92.94%

Q3: 90.45 (A-)

Q4: 92.94 (A-)

(A-)

Program Census Information:

Children in Care During Quarter: 8

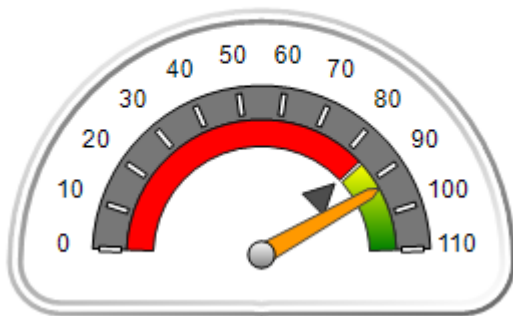
Placements During Quarter: 8

Children in Care On Last Day: 7

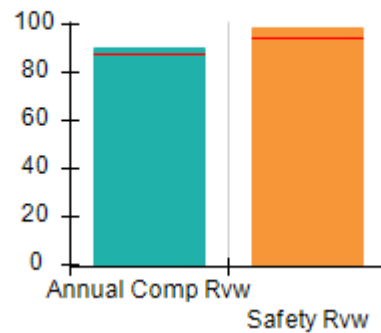
Quarterly Provider Comparisons to All CCIs

▼ — indicates average for all CCIs

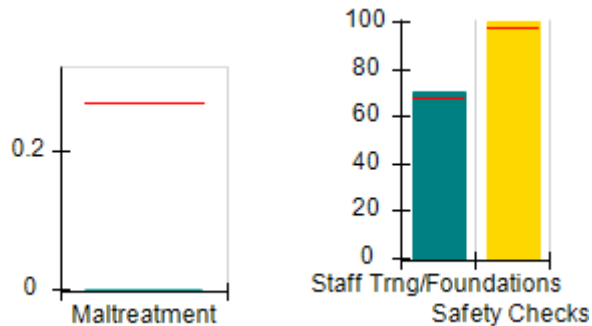
Overall Score (%)



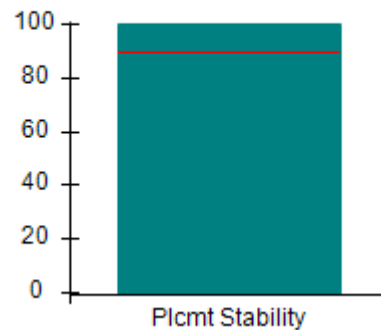
OPM Monitoring Reviews (%)



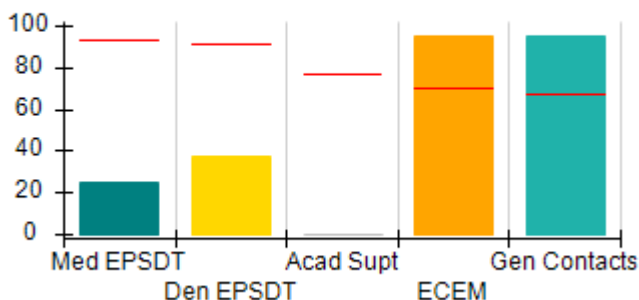
Safety Outcomes (%)



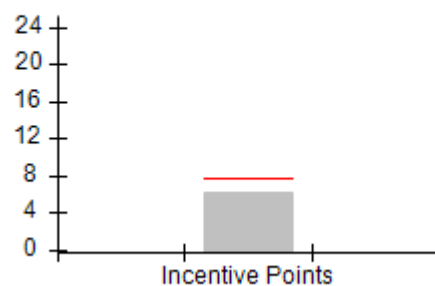
Permanency Outcomes (%)



Well-Being Outcomes (%)



Incentives Earned (Points)





DHS, DFCS, Office of Provider Management
Performance-Based Placement Measures
RBWO Provider GA+SCORECARD - CCI
Report Quarter: Q4 FY2018



Provider/Program Name: Twin Cedars Youth Services - Connections (837) - CCI				
1055 E. Depot Street, LaGrange, GA 30240		Quarterly Scores (Grades)		Current Quarter Score (Grade)
Phone: 706-884-1717		Q1: 95.91 (A)	Q2: 92.13 (A-)	92.94%
Vendor ID# 35609		Q3: 90.45 (A-)	Q4: 92.94 (A-)	(A-)
Program Census Information:		# Children in Care During Quarter: 8	# Placements During Quarter: 8	# Children in Care On Last Day: 7
	Avg Performance All CCIs (%)	Provider Performance (%)*	Possible Points (Weight)	Provider Points Earned
OPM Monitoring Reviews				
Annual Comprehensive Reviews	88%	90%	25	22.51
Safety Reviews	94%	99%	15	14.83
Monitoring Sub-Total			40	37.34
CCI Safety Outcomes				
Incidence of Maltreatment	0.27%	No Substantiated Reports	10	10.00
Staff Training/Foundations	68%	70%	5	3.50
Staff Safety Checks	98%	100%	5	5.00
Safety Sub-Total			20	18.50
CCI Permanency Outcomes				
Placement Stability	90%	100%	15	15.00
Permanency Sub-Total			15	15.00
CCI Well-Being Outcomes				
EPSDT Medical Visits	93%	25%	4	1.00
EPSDT Dental Visits	91%	38%	4	1.52
Academic Supports	76%	0%	3	0.00
Provider ECEM Visits	70%	95%	7	6.65
Provider General Contacts	67%	95%	7	6.65
Placements with Siblings	37%	50%	Not Scored	Not Scored
Placements within Legal County	14%	Not Eligible	Not Scored	Not Scored
Well-Being Sub-Total			25	15.82
*Performance calculation descriptions can be found in the FY 2018 RBWO PBP Measurements and Standards Guide.				

Monitoring & Outcomes: Possible Points = 100	Points Earned = 86.66
Score Before Incentives Credit	86.66%
Incentives Awarded	6.28 pts
PBP Verification	N/A pts
Total Score	92.94%



DHS, DFCS, Office of Provider Management
Performance-Based Placement Measures
RBWO Provider GA+SCORECARD - CCI
Report Quarter: Q4 FY2018



Provider/Program Name: Twin Cedars Youth Services - Connections (837) - CCI

Program Census Information:		# Children in Care During Quarter: 8	# Placements During Quarter: 8	# Children in Care On Last Day: 7
CCI Incentive Credits	Avg Performance All CCIs (Points)	Provider Performance (%)*	Possible Points (Weight)	Provider Points Earned
Early EPSDT Medical Visits		0%	2	0.00
Early EPSDT Dental Visits		14%	2	0.28
Permanency Contacts		0%	5	0.00
Additional Academic Supports		0%	2	0.00
Active Agency Accreditation		50%	4	2.00
Staff Clinical Licensure		0%	5	0.00
Behavior Management (threshold = 0)		100%	4	4.00
Incentives Total	7.72		24	6.28
Maximum total combined incentive credit allowed is 10 points.			Incentives Awarded	6.28

*Performance calculation descriptions can be found in the FY 2018 RBWO PBP Measurements and Standards Guide.

Child Protective Services Investigations and Dispositions

The following investigations data, which is not used for scoring but is considered significant to a provider's performance, is from Georgia SHINES and is not considered final or complete until the end of the fiscal year.

Total Reports:	0	
Number Screened In:	0	
Number Screened Out:	0	
Number Substantiated:	0	
Number Unsubstantiated:	0	
Number Active CPS Investigations:	0	



DHS, DFCS, Office of Provider Management

Performance-Based Placement Measures

RBWO Provider GA+SCORECARD - CCI

Report Quarter: Q4 FY2018



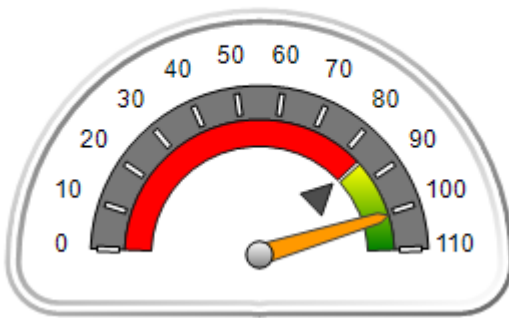
Provider/Program Name: Twin Cedars Youth Services - Reality House (841) - CCI

907 Double Churches Rd., Columbus, GA 31904 Phone: 706-322-8984 Vendor ID# 35621	Quarterly Scores (Grades)		Current Quarter Score (Grade)
	Q1: 88.07 (B+)	Q2: 95.45 (A)	100.64% (A+)
	Q3: 105.03 (A+)	Q4: 100.64 (A+)	
Program Census Information:	# Children in Care During Quarter: 2	# Placements During Quarter: 2	# Children in Care On Last Day: 3

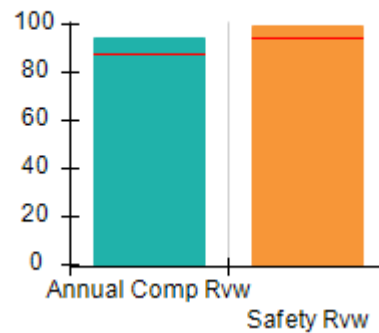
Quarterly Provider Comparisons to All CCIs

▼ — indicates average for all CCIs

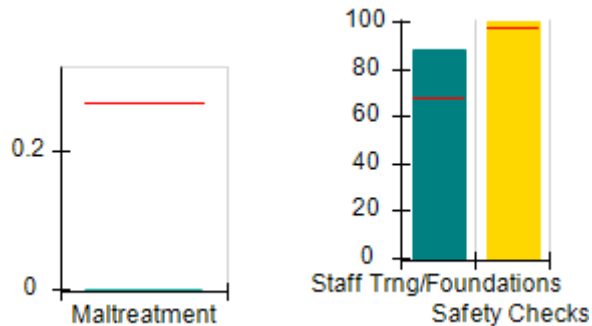
Overall Score (%)



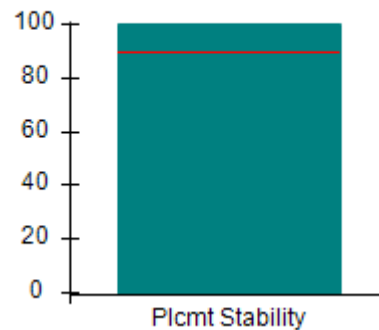
OPM Monitoring Reviews (%)



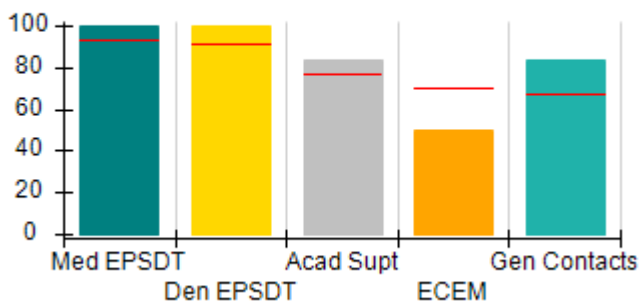
Safety Outcomes (%)



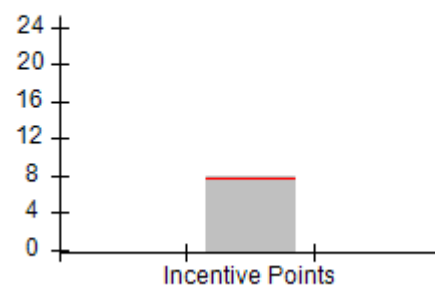
Permanency Outcomes (%)



Well-Being Outcomes (%)



Incentives Earned (Points)





DHS, DFCS, Office of Provider Management
Performance-Based Placement Measures
RBWO Provider GA+SCORECARD - CCI
 Report Quarter: Q4 FY2018



Provider/Program Name: Twin Cedars Youth Services - Reality House (841) - CCI				
907 Double Churches Rd., Columbus, GA 31904 Phone: 706-322-8984 Vendor ID# 35621		Quarterly Scores (Grades)		Current Quarter Score (Grade)
		Q1: 88.07 (B+)	Q2: 95.45 (A)	100.64% (A+)
		Q3: 105.03 (A+)	Q4: 100.64 (A+)	
Program Census Information:		# Children in Care During Quarter: 2	# Placements During Quarter: 2	# Children in Care On Last Day: 3
	Avg Performance All CCIs (%)	Provider Performance (%)*	Possible Points (Weight)	Provider Points Earned
OPM Monitoring Reviews				
Annual Comprehensive Reviews	88%	94%	25	23.57
Safety Reviews	94%	99%	15	14.87
Monitoring Sub-Total			40	38.44
CCI Safety Outcomes				
Incidence of Maltreatment	0.27%	No Substantiated Reports	10	10.00
Staff Training/Foundations	68%	88%	5	4.40
Staff Safety Checks	98%	100%	5	5.00
Safety Sub-Total			20	19.40
CCI Permanency Outcomes				
Placement Stability	90%	100%	15	15.00
Permanency Sub-Total			15	15.00
CCI Well-Being Outcomes				
EPSDT Medical Visits	93%	100%	4	4.00
EPSDT Dental Visits	91%	100%	4	4.00
Academic Supports	76%	83%	3	2.49
Provider ECEM Visits	70%	50%	7	3.50
Provider General Contacts	67%	83%	7	5.81
Placements with Siblings	37%	0%	Not Scored	Not Scored
Placements within Legal County	14%	Not Eligible	Not Scored	Not Scored
Well-Being Sub-Total			25	19.80
*Performance calculation descriptions can be found in the FY 2018 RBWO PBP Measurements and Standards Guide.				

Monitoring & Outcomes: Possible Points = 100		Points Earned = 92.64	
Score Before Incentives Credit		92.64%	
Incentives Awarded		8.00 pts	
PBP Verification		0.00 pts	
Total Score		100.64%	



DHS, DFCS, Office of Provider Management
Performance-Based Placement Measures
RBWO Provider GA+SCORECARD - CCI
Report Quarter: Q4 FY2018



Provider/Program Name: Twin Cedars Youth Services - Reality House (841) - CCI

Program Census Information:		# Children in Care During Quarter: 2	# Placements During Quarter: 2	# Children in Care On Last Day: 3
CCI Incentive Credits	Avg Performance All CCIs (Points)	Provider Performance (%)*	Possible Points (Weight)	Provider Points Earned
Early EPSDT Medical Visits		Not Eligible	2	
Early EPSDT Dental Visits		100%	2	2.00
Permanency Contacts		0%	5	0.00
Additional Academic Supports		0%	2	0.00
Active Agency Accreditation		50%	4	2.00
Staff Clinical Licensure		0%	5	0.00
Behavior Management (threshold = 0)		100%	4	4.00
Incentives Total	7.72		24	8.00
Maximum total combined incentive credit allowed is 10 points.			Incentives Awarded	8.00

*Performance calculation descriptions can be found in the FY 2018 RBWO PBP Measurements and Standards Guide.

Child Protective Services Investigations and Dispositions

The following investigations data, which is not used for scoring but is considered significant to a provider's performance, is from Georgia SHINES and is not considered final or complete until the end of the fiscal year.

Total Reports:	0	
Number Screened In:	0	
Number Screened Out:	0	
Number Substantiated:	0	
Number Unsubstantiated:	0	
Number Active CPS Investigations:	0	



DHS, DFCS, Office of Provider Management
Performance-Based Placement Measures
RBWO Provider GA+SCORECARD - CCI
Report Quarter: Q4 FY2018



Provider/Program Name: Vanessa's Place - (5162) - CCI

655 Post Road Drive, Stone Mountain, GA 30088

Phone: 404-234-8512

Vendor ID# 46470

Quarterly Scores (Grades)

Q1: 86.09 (B)

Q2: 101.08 (A+)

Q3: 97.11 (A+)

Q4: 92.78 (A-)

Current Quarter Score (Grade)

92.78%

(A-)

Program Census Information:

Children in Care During Quarter: 8

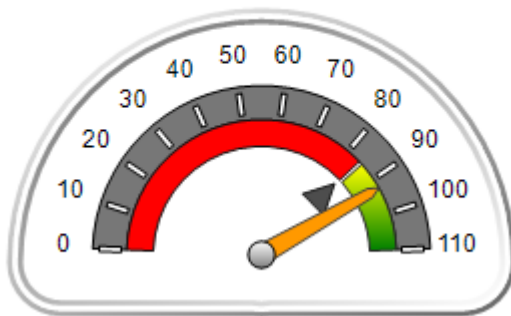
Placements During Quarter: 8

Children in Care On Last Day: 5

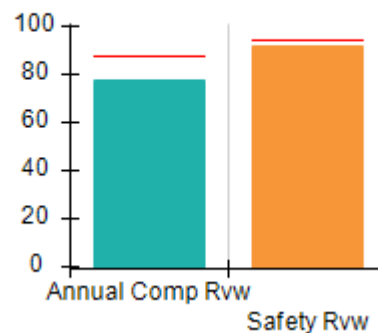
Quarterly Provider Comparisons to All CCIs

▼ — indicates average for all CCIs

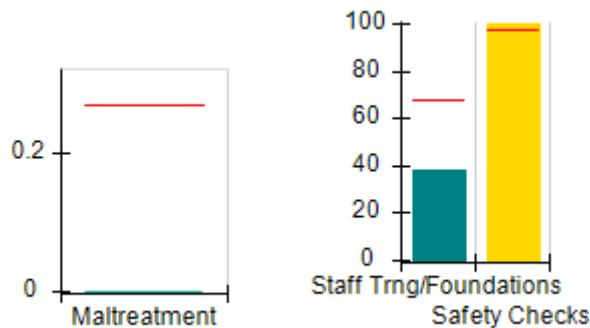
Overall Score (%)



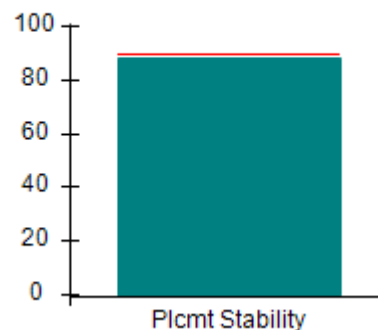
OPM Monitoring Reviews (%)



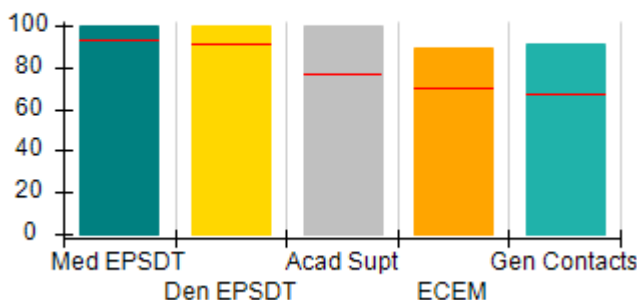
Safety Outcomes (%)



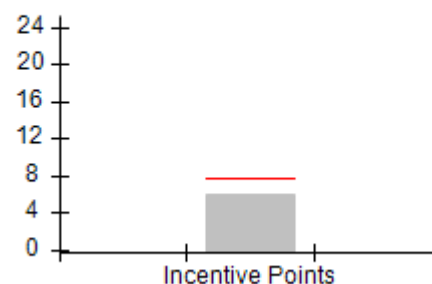
Permanency Outcomes (%)



Well-Being Outcomes (%)



Incentives Earned (Points)





DHS, DFCS, Office of Provider Management
Performance-Based Placement Measures
RBWO Provider GA+SCORECARD - CCI
 Report Quarter: Q4 FY2018



Provider/Program Name: Vanessa's Place - (5162) - CCI

655 Post Road Drive, Stone Mountain, GA 30088 Phone: 404-234-8512 Vendor ID# 46470	Quarterly Scores (Grades)		Current Quarter Score (Grade)
	Q1: 86.09 (B)	Q2: 101.08 (A+)	92.78% (A-)
	Q3: 97.11 (A+)	Q4: 92.78 (A-)	

Program Census Information:	# Children in Care During Quarter: 8	# Placements During Quarter: 8	# Children in Care On Last Day: 5
-----------------------------	--------------------------------------	--------------------------------	-----------------------------------

	Avg Performance All CCIs (%)	Provider Performance (%)*	Possible Points (Weight)	Provider Points Earned
--	------------------------------	---------------------------	--------------------------	------------------------

OPM Monitoring Reviews

Annual Comprehensive Reviews	88%	77%	25	19.30
Safety Reviews	94%	92%	15	13.78
Monitoring Sub-Total			40	33.08

CCI Safety Outcomes

Incidence of Maltreatment	0.27%	No Substantiated Reports	10	10.00
Staff Training/Foundations	68%	38%	5	1.90
Staff Safety Checks	98%	100%	5	5.00
Safety Sub-Total			20	16.90

CCI Permanency Outcomes

Placement Stability	90%	88%	15	13.20
Permanency Sub-Total			15	13.20

CCI Well-Being Outcomes

EPSDT Medical Visits	93%	100%	4	4.00
EPSDT Dental Visits	91%	100%	4	4.00
Academic Supports	76%	100%	3	3.00
Provider ECEM Visits	70%	89%	7	6.23
Provider General Contacts	67%	91%	7	6.37
Placements with Siblings	37%	0%	Not Scored	Not Scored
Placements within Legal County	14%	0%	Not Scored	Not Scored
Well-Being Sub-Total			25	23.60

*Performance calculation descriptions can be found in the FY 2018 RBWO PBP Measurements and Standards Guide.

Monitoring & Outcomes: Possible Points = 100	Points Earned = 86.78
Score Before Incentives Credit	86.78%
Incentives Awarded	6.00 pts
PBP Verification	N/A pts
Total Score	92.78%



DHS, DFCS, Office of Provider Management
Performance-Based Placement Measures
RBWO Provider GA+SCORECARD - CCI
Report Quarter: Q4 FY2018



Provider/Program Name: Vanessa's Place - (5162) - CCI

Program Census Information:		# Children in Care During Quarter: 8	# Placements During Quarter: 8	# Children in Care On Last Day: 5
CCI Incentive Credits	Avg Performance All CCIs (Points)	Provider Performance (%)*	Possible Points (Weight)	Provider Points Earned
Early EPSDT Medical Visits		Not Eligible	2	
Early EPSDT Dental Visits		100%	2	2.00
Permanency Contacts		None Planned	5	
Additional Academic Supports		0%	2	0.00
Active Agency Accreditation		0%	4	0.00
Staff Clinical Licensure		0%	5	0.00
Behavior Management (threshold = 0)		100%	4	4.00
Incentives Total	7.72		24	6.00
Maximum total combined incentive credit allowed is 10 points.			Incentives Awarded	6.00

*Performance calculation descriptions can be found in the FY 2018 RBWO PBP Measurements and Standards Guide.

Child Protective Services Investigations and Dispositions

The following investigations data, which is not used for scoring but is considered significant to a provider's performance, is from Georgia SHINES and is not considered final or complete until the end of the fiscal year.

Total Reports:	0	
Number Screened In:	0	
Number Screened Out:	0	
Number Substantiated:	0	
Number Unsubstantiated:	0	
Number Active CPS Investigations:	0	



DHS, DFCS, Office of Provider Management
Performance-Based Placement Measures
RBWO Provider GA+SCORECARD - CCI
Report Quarter: Q4 FY2018



Provider/Program Name: Vashti Center, The - (852) - CCI

1815 E. Clay St., Thomasville, GA 31792

Phone: 229-226-4634

Vendor ID# 35629

Quarterly Scores (Grades)

Q1: 94.68 (A)

Q2: 95.56 (A)

Q3: 101.05 (A+)

Q4: 91.22 (A-)

Current Quarter Score (Grade)

91.22%

(A-)

Program Census Information:

Children in Care During Quarter: 25

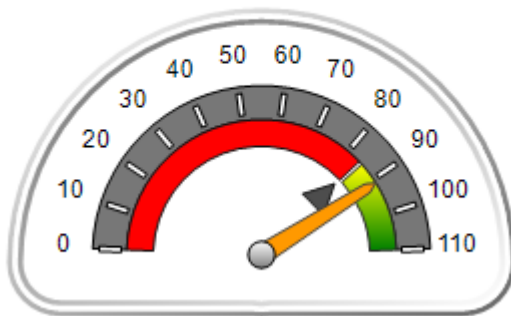
Placements During Quarter: 25

Children in Care On Last Day: 16

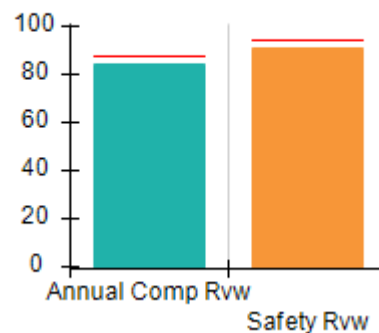
Quarterly Provider Comparisons to All CCIs

▼ — indicates average for all CCIs

Overall Score (%)



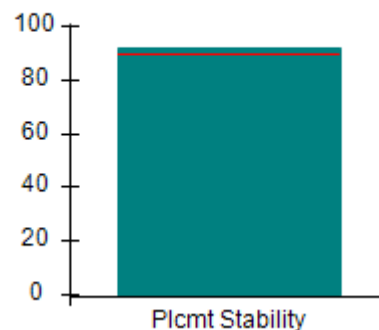
OPM Monitoring Reviews (%)



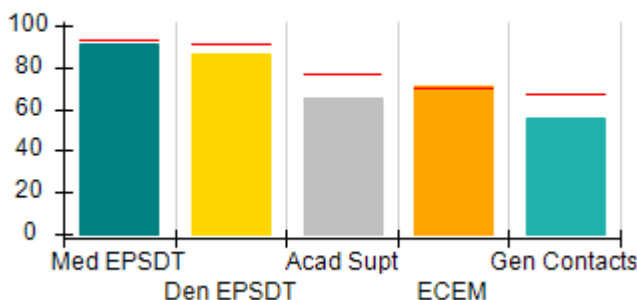
Safety Outcomes (%)



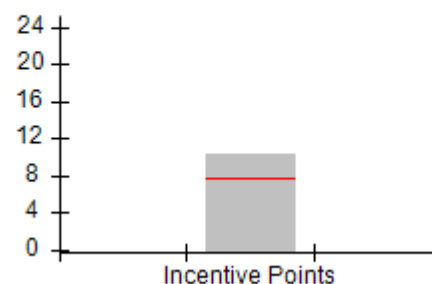
Permanency Outcomes (%)



Well-Being Outcomes (%)



Incentives Earned (Points)





DHS, DFCS, Office of Provider Management
Performance-Based Placement Measures
RBWO Provider GA+SCORECARD - CCI
 Report Quarter: Q4 FY2018



Provider/Program Name: Vashti Center, The - (852) - CCI

1815 E. Clay St., Thomasville, GA 31792 Phone: 229-226-4634 Vendor ID# 35629	Quarterly Scores (Grades)		Current Quarter Score (Grade)
	Q1: 94.68 (A)	Q2: 95.56 (A)	91.22% (A-)
	Q3: 101.05 (A+)	Q4: 91.22 (A-)	

Program Census Information:	# Children in Care During Quarter: 25	# Placements During Quarter: 25	# Children in Care On Last Day: 16
-----------------------------	---------------------------------------	---------------------------------	------------------------------------

	Avg Performance All CCIs (%)	Provider Performance (%)*	Possible Points (Weight)	Provider Points Earned
--	------------------------------	---------------------------	--------------------------	------------------------

OPM Monitoring Reviews

Annual Comprehensive Reviews	88%	84%	25	21.09
Safety Reviews	94%	91%	15	13.61
Monitoring Sub-Total			40	34.70

CCI Safety Outcomes

Incidence of Maltreatment	0.27%	No Substantiated Reports	10	10.00
Staff Training/Foundations	68%	56%	5	2.80
Staff Safety Checks	98%	100%	5	5.00
Safety Sub-Total			20	17.80

CCI Permanency Outcomes

Placement Stability	90%	92%	15	13.80
Permanency Sub-Total			15	13.80

CCI Well-Being Outcomes

EPSDT Medical Visits	93%	91%	4	3.64
EPSDT Dental Visits	91%	86%	4	3.44
Academic Supports	76%	65%	3	1.95
Provider ECEM Visits	70%	71%	7	4.97
Provider General Contacts	67%	56%	7	3.92
Placements with Siblings	37%	0%	Not Scored	Not Scored
Placements within Legal County	14%	0%	Not Scored	Not Scored
Well-Being Sub-Total			25	17.92

*Performance calculation descriptions can be found in the FY 2018 RBWO PBP Measurements and Standards Guide.

Monitoring & Outcomes: Possible Points = 100	Points Earned = 84.22
Score Before Incentives Credit	84.22%
Incentives Awarded	10.00 pts
PBP Verification	-3.00 pts
Total Score	91.22%



DHS, DFCS, Office of Provider Management
Performance-Based Placement Measures
RBWO Provider GA+SCORECARD - CCI
Report Quarter: Q4 FY2018



Provider/Program Name: Vashti Center, The - (852) - CCI

Program Census Information:		# Children in Care During Quarter: 25	# Placements During Quarter: 25	# Children in Care On Last Day: 16
CCI Incentive Credits	Avg Performance All CCIs (Points)	Provider Performance (%)*	Possible Points (Weight)	Provider Points Earned
Early EPSDT Medical Visits		60%	2	1.20
Early EPSDT Dental Visits		57%	2	1.14
Permanency Contacts		0%	5	0.00
Additional Academic Supports		2%	2	0.04
Active Agency Accreditation		100%	4	4.00
Staff Clinical Licensure		0%	5	0.00
Behavior Management (threshold = 0)		100%	4	4.00
Incentives Total	7.72		24	10.38
Maximum total combined incentive credit allowed is 10 points.			Incentives Awarded	10.00

*Performance calculation descriptions can be found in the FY 2018 RBWO PBP Measurements and Standards Guide.

Child Protective Services Investigations and Dispositions

The following investigations data, which is not used for scoring but is considered significant to a provider's performance, is from Georgia SHINES and is not considered final or complete until the end of the fiscal year.

Total Reports:	0	
Number Screened In:	0	
Number Screened Out:	0	
Number Substantiated:	0	
Number Unsubstantiated:	0	
Number Active CPS Investigations:	0	



DHS, DFCS, Office of Provider Management
Performance-Based Placement Measures
RBWO Provider GA+SCORECARD - CCI
Report Quarter: Q4 FY2018



Provider/Program Name: Visions of Hope for Boys - (978) - CCI

3196 Bonway Drive, Decatur, GA 30032

Phone: 404-290-5828

Vendor ID# 40239

Quarterly Scores (Grades)

Q1: 79.61 (C+)

Q2: 87.89 (B+)

Q3: 103.01 (A+)

Q4: 85.81 (B)

Current Quarter Score (Grade)

85.81%

(B)

Program Census Information:

Children in Care During Quarter: 9

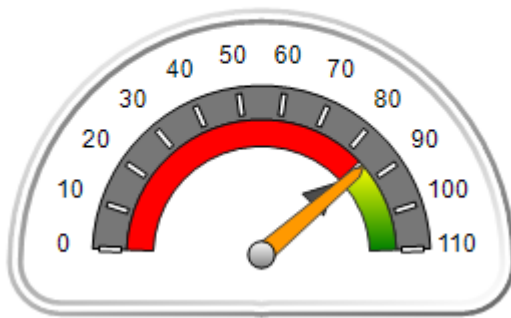
Placements During Quarter: 9

Children in Care On Last Day: 3

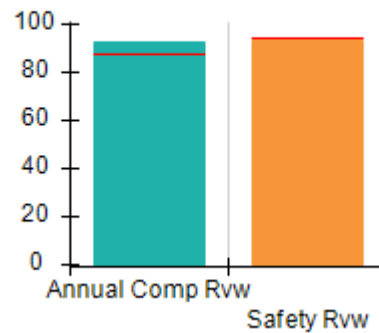
Quarterly Provider Comparisons to All CCIs

▼ — indicates average for all CCIs

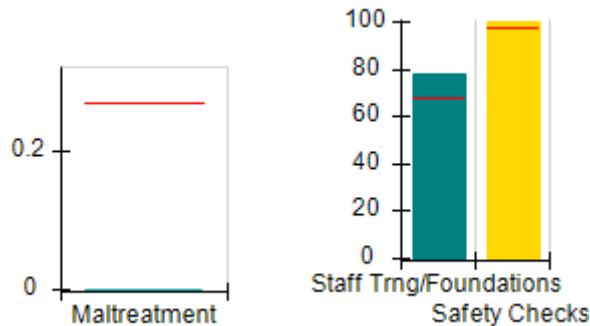
Overall Score (%)



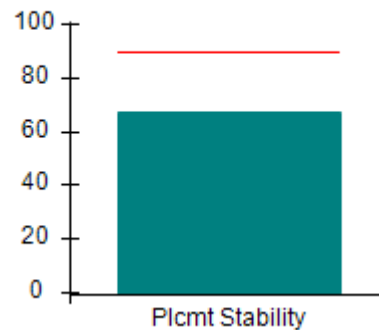
OPM Monitoring Reviews (%)



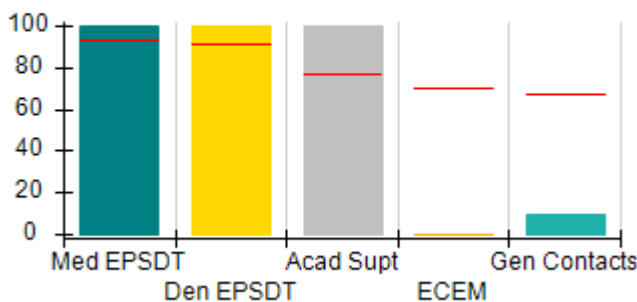
Safety Outcomes (%)



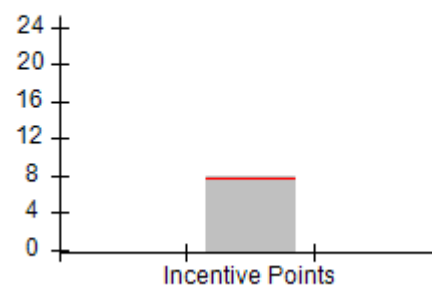
Permanency Outcomes (%)



Well-Being Outcomes (%)



Incentives Earned (Points)





DHS, DFCS, Office of Provider Management
Performance-Based Placement Measures
RBWO Provider GA+SCORECARD - CCI
 Report Quarter: Q4 FY2018



Provider/Program Name: Visions of Hope for Boys - (978) - CCI				
3196 Bonway Drive, Decatur, GA 30032 Phone: 404-290-5828 Vendor ID# 40239		Quarterly Scores (Grades)		Current Quarter Score (Grade)
		Q1: 79.61 (C+)	Q2: 87.89 (B+)	85.81% (B)
		Q3: 103.01 (A+)	Q4: 85.81 (B)	
Program Census Information:		# Children in Care During Quarter: 9	# Placements During Quarter: 9	# Children in Care On Last Day: 3
	Avg Performance All CCIs (%)	Provider Performance (%)*	Possible Points (Weight)	Provider Points Earned
OPM Monitoring Reviews				
Annual Comprehensive Reviews	88%	93%	25	23.18
Safety Reviews	94%	93%	15	13.98
Monitoring Sub-Total			40	37.16
CCI Safety Outcomes				
Incidence of Maltreatment	0.27%	No Substantiated Reports	10	10.00
Staff Training/Foundations	68%	78%	5	3.90
Staff Safety Checks	98%	100%	5	5.00
Safety Sub-Total			20	18.90
CCI Permanency Outcomes				
Placement Stability	90%	67%	15	10.05
Permanency Sub-Total			15	10.05
CCI Well-Being Outcomes				
EPSDT Medical Visits	93%	100%	4	4.00
EPSDT Dental Visits	91%	100%	4	4.00
Academic Supports	76%	100%	3	3.00
Provider ECEM Visits	70%	0%	7	0.00
Provider General Contacts	67%	10%	7	0.70
Placements with Siblings	37%	0%	Not Scored	Not Scored
Placements within Legal County	14%	60%	Not Scored	Not Scored
Well-Being Sub-Total			25	11.70
*Performance calculation descriptions can be found in the FY 2018 RBWO PBP Measurements and Standards Guide.				

Monitoring & Outcomes: Possible Points = 100		Points Earned = 77.81	
Score Before Incentives Credit		77.81%	
Incentives Awarded		8.00 pts	
PBP Verification		N/A pts	
Total Score		85.81%	



DHS, DFCS, Office of Provider Management
Performance-Based Placement Measures
RBWO Provider GA+SCORECARD - CCI
Report Quarter: Q4 FY2018



Provider/Program Name: Visions of Hope for Boys - (978) - CCI

Program Census Information:		# Children in Care During Quarter: 9	# Placements During Quarter: 9	# Children in Care On Last Day: 3
CCI Incentive Credits	Avg Performance All CCIs (Points)	Provider Performance (%)*	Possible Points (Weight)	Provider Points Earned
Early EPSDT Medical Visits		100%	2	2.00
Early EPSDT Dental Visits		100%	2	2.00
Permanency Contacts		0%	5	0.00
Additional Academic Supports		0%	2	0.00
Active Agency Accreditation		0%	4	0.00
Staff Clinical Licensure		0%	5	0.00
Behavior Management (threshold = 0)		100%	4	4.00
Incentives Total	7.72		24	8.00
Maximum total combined incentive credit allowed is 10 points.			Incentives Awarded	8.00

*Performance calculation descriptions can be found in the FY 2018 RBWO PBP Measurements and Standards Guide.

Child Protective Services Investigations and Dispositions

The following investigations data, which is not used for scoring but is considered significant to a provider's performance, is from Georgia SHINES and is not considered final or complete until the end of the fiscal year.

Total Reports:	0	
Number Screened In:	0	
Number Screened Out:	0	
Number Substantiated:	0	
Number Unsubstantiated:	0	
Number Active CPS Investigations:	0	



DHS, DFCS, Office of Provider Management
Performance-Based Placement Measures
RBWO Provider GA+SCORECARD - CCI
Report Quarter: Q4 FY2018



Provider/Program Name: Weekes House, Inc. - Weekes House (5178) - CCI

5430 Rocky Pine Drive, Lithonia, GA 30038

Phone: 678-418-6450

Vendor ID# 124200

Quarterly Scores (Grades)

Q1: 100.67 (A+)

Q2: 102.35 (A+)

Q3: 100.48 (A+)

Q4: 100.77 (A+)

Current Quarter Score (Grade)

100.77%

(A+)

Program Census Information:

Children in Care During
Quarter: 6

Placements During
Quarter: 6

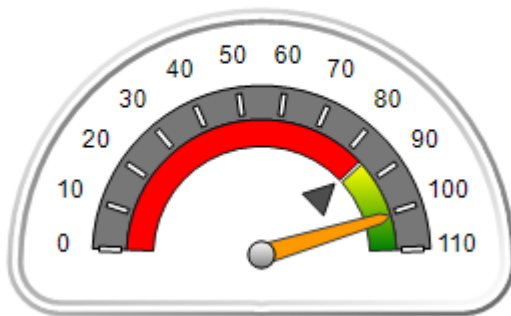
Children in Care On Last
Day: 6

Quarterly Provider Comparisons to All CCIs

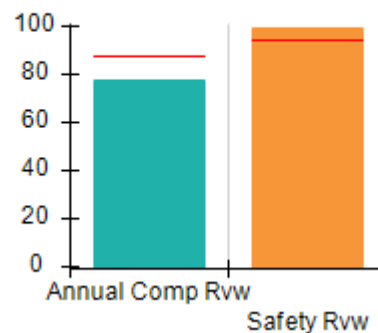


indicates average for all CCIs

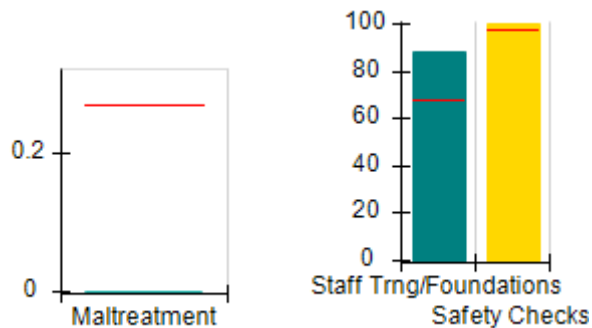
Overall Score (%)



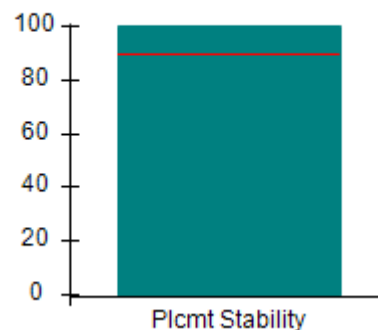
OPM Monitoring Reviews (%)



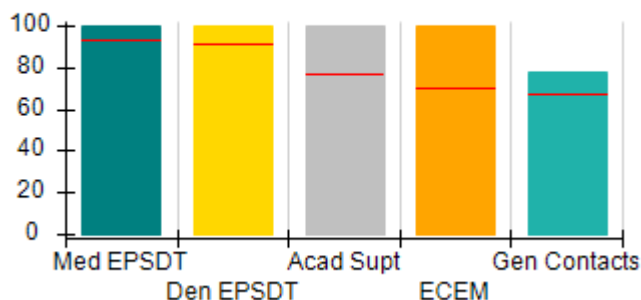
Safety Outcomes (%)



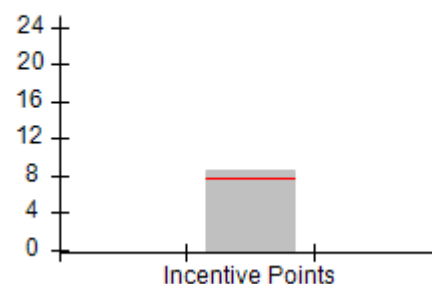
Permanency Outcomes (%)



Well-Being Outcomes (%)



Incentives Earned (Points)





DHS, DFCS, Office of Provider Management
Performance-Based Placement Measures
RBWO Provider GA+SCORECARD - CCI
 Report Quarter: Q4 FY2018



Provider/Program Name: Weekes House, Inc. - Weekes House (5178) - CCI

5430 Rocky Pine Drive, Lithonia, GA 30038 Phone: 678-418-6450 Vendor ID# 124200	Quarterly Scores (Grades)		Current Quarter Score (Grade)
	Q1: 100.67 (A+)	Q2: 102.35 (A+)	100.77%
	Q3: 100.48 (A+)	Q4: 100.77 (A+)	(A+)

Program Census Information:	# Children in Care During Quarter: 6	# Placements During Quarter: 6	# Children in Care On Last Day: 6
-----------------------------	--------------------------------------	--------------------------------	-----------------------------------

	Avg Performance All CCIs (%)	Provider Performance (%)*	Possible Points (Weight)	Provider Points Earned
--	-------------------------------------	----------------------------------	---------------------------------	-------------------------------

OPM Monitoring Reviews

Annual Comprehensive Reviews	88%	78%	25	19.47
Safety Reviews	94%	99%	15	14.88
Monitoring Sub-Total			40	34.35

CCI Safety Outcomes

Incidence of Maltreatment	0.27%	No Substantiated Reports	10	10.00
Staff Training/Foundations	68%	88%	5	4.40
Staff Safety Checks	98%	100%	5	5.00
Safety Sub-Total			20	19.40

CCI Permanency Outcomes

Placement Stability	90%	100%	15	15.00
Permanency Sub-Total			15	15.00

CCI Well-Being Outcomes

EPSDT Medical Visits	93%	100%	4	4.00
EPSDT Dental Visits	91%	100%	4	4.00
Academic Supports	76%	100%	3	3.00
Provider ECEM Visits	70%	100%	7	7.00
Provider General Contacts	67%	78%	7	5.46
Placements with Siblings	37%	Not Eligible	Not Scored	Not Scored
Placements within Legal County	14%	Not Eligible	Not Scored	Not Scored
Well-Being Sub-Total			25	23.46

*Performance calculation descriptions can be found in the FY 2018 RBWO PBP Measurements and Standards Guide.

Monitoring & Outcomes: Possible Points = 100	Points Earned = 92.21
Score Before Incentives Credit	92.21%
Incentives Awarded	8.56 pts
PBP Verification	N/A pts
Total Score	100.77%



DHS, DFCS, Office of Provider Management
Performance-Based Placement Measures
RBWO Provider GA+SCORECARD - CCI
Report Quarter: Q4 FY2018



Provider/Program Name: Weekes House, Inc. - Weekes House (5178) - CCI

Program Census Information:		# Children in Care During Quarter: 6	# Placements During Quarter: 6	# Children in Care On Last Day: 6
CCI Incentive Credits	Avg Performance All CCIs (Points)	Provider Performance (%)*	Possible Points (Weight)	Provider Points Earned
Early EPSDT Medical Visits		100%	2	2.00
Early EPSDT Dental Visits		100%	2	2.00
Permanency Contacts		None Planned	5	
Additional Academic Supports		28%	2	0.56
Active Agency Accreditation		0%	4	0.00
Staff Clinical Licensure		0%	5	0.00
Behavior Management (threshold = 0)		100%	4	4.00
Incentives Total	7.72		24	8.56
Maximum total combined incentive credit allowed is 10 points.			Incentives Awarded	8.56

*Performance calculation descriptions can be found in the FY 2018 RBWO PBP Measurements and Standards Guide.

Child Protective Services Investigations and Dispositions

The following investigations data, which is not used for scoring but is considered significant to a provider's performance, is from Georgia SHINES and is not considered final or complete until the end of the fiscal year.

Total Reports:	0	
Number Screened In:	0	
Number Screened Out:	0	
Number Substantiated:	0	
Number Unsubstantiated:	0	
Number Active CPS Investigations:	0	



DHS, DFCS, Office of Provider Management
Performance-Based Placement Measures
RBWO Provider GA+SCORECARD - CCI
Report Quarter: Q4 FY2018



Provider/Program Name: Wellspring Living, Inc. - (5168) - CCI

3965 Roosevelt Hwy, Union City, GA 30349

Phone: 770-631-8888

Vendor ID# 119326

Quarterly Scores (Grades)

Current Quarter Score (Grade)

Q1: 79.11 (C+)

Q2: 88.55 (B+)

84.32%

Q3: 82.72 (B-)

Q4: 84.32 (B)

(B)

Program Census Information:

Children in Care During Quarter: 17

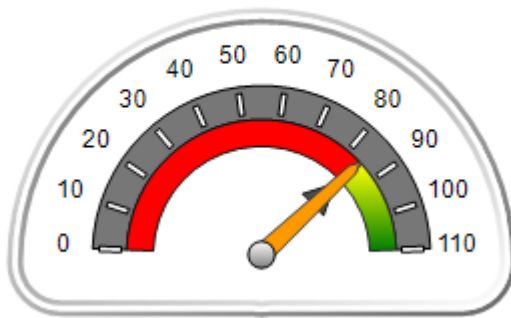
Placements During Quarter: 17

Children in Care On Last Day: 7

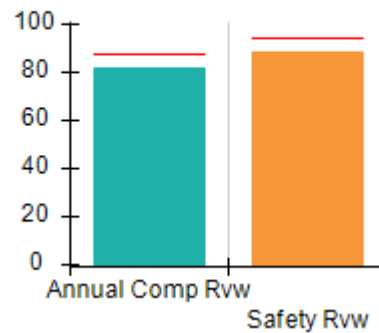
Quarterly Provider Comparisons to All CCIs

▼ — indicates average for all CCIs

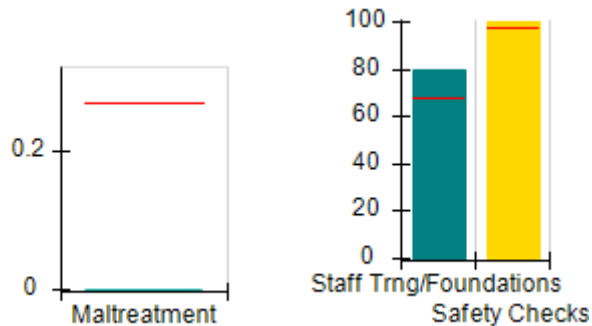
Overall Score (%)



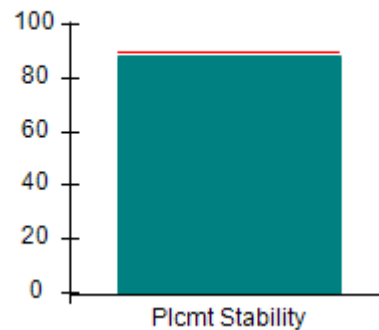
OPM Monitoring Reviews (%)



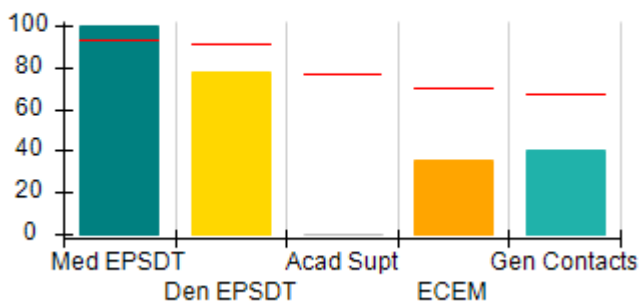
Safety Outcomes (%)



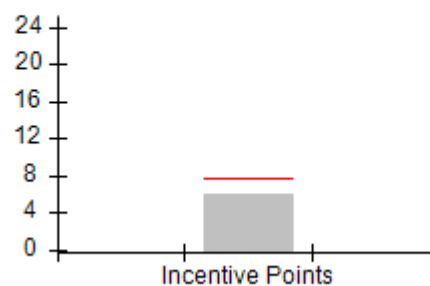
Permanency Outcomes (%)



Well-Being Outcomes (%)



Incentives Earned (Points)





DHS, DFCS, Office of Provider Management
Performance-Based Placement Measures
RBWO Provider GA+SCORECARD - CCI
 Report Quarter: Q4 FY2018



Provider/Program Name: Wellspring Living, Inc. - (5168) - CCI

3965 Roosevelt Hwy, Union City, GA 30349 Phone: 770-631-8888 Vendor ID# 119326	Quarterly Scores (Grades)		Current Quarter Score (Grade)
	Q1: 79.11 (C+)	Q2: 88.55 (B+)	84.32% (B)
	Q3: 82.72 (B-)	Q4: 84.32 (B)	

Program Census Information:	# Children in Care During Quarter: 17	# Placements During Quarter: 17	# Children in Care On Last Day: 7
-----------------------------	---------------------------------------	---------------------------------	-----------------------------------

	Avg Performance All CCIs (%)	Provider Performance (%)*	Possible Points (Weight)	Provider Points Earned
--	-------------------------------------	----------------------------------	---------------------------------	-------------------------------

OPM Monitoring Reviews

Annual Comprehensive Reviews	88%	82%	25	20.38
Safety Reviews	94%	89%	15	13.30
Monitoring Sub-Total			40	33.68

CCI Safety Outcomes

Incidence of Maltreatment	0.27%	No Substantiated Reports	10	10.00
Staff Training/Foundations	68%	80%	5	4.00
Staff Safety Checks	98%	100%	5	5.00
Safety Sub-Total			20	19.00

CCI Permanency Outcomes

Placement Stability	90%	88%	15	13.20
Permanency Sub-Total			15	13.20

CCI Well-Being Outcomes

EPSDT Medical Visits	93%	100%	4	4.00
EPSDT Dental Visits	91%	78%	4	3.12
Academic Supports	76%	0%	3	0.00
Provider ECEM Visits	70%	36%	7	2.52
Provider General Contacts	67%	40%	7	2.80
Placements with Siblings	37%	Not Eligible	Not Scored	Not Scored
Placements within Legal County	14%	11%	Not Scored	Not Scored
Well-Being Sub-Total			25	12.44

*Performance calculation descriptions can be found in the FY 2018 RBWO PBP Measurements and Standards Guide.

Monitoring & Outcomes: Possible Points = 100	Points Earned = 78.32
Score Before Incentives Credit	78.32%
Incentives Awarded	6.00 pts
PBP Verification	N/A pts
Total Score	84.32%



DHS, DFCS, Office of Provider Management
Performance-Based Placement Measures
RBWO Provider GA+SCORECARD - CCI
Report Quarter: Q4 FY2018



Provider/Program Name: Wellspring Living, Inc. - (5168) - CCI

Program Census Information:		# Children in Care During Quarter: 17	# Placements During Quarter: 17	# Children in Care On Last Day: 7
CCI Incentive Credits	Avg Performance All CCIs (Points)	Provider Performance (%)*	Possible Points (Weight)	Provider Points Earned
Early EPSDT Medical Visits		100%	2	2.00
Early EPSDT Dental Visits		0%	2	0.00
Permanency Contacts		0%	5	0.00
Additional Academic Supports		0%	2	0.00
Active Agency Accreditation		0%	4	0.00
Staff Clinical Licensure		0%	5	0.00
Behavior Management (threshold = 0)		100%	4	4.00
Incentives Total	7.72		24	6.00
Maximum total combined incentive credit allowed is 10 points.			Incentives Awarded	6.00

*Performance calculation descriptions can be found in the FY 2018 RBWO PBP Measurements and Standards Guide.

Child Protective Services Investigations and Dispositions

The following investigations data, which is not used for scoring but is considered significant to a provider's performance, is from Georgia SHINES and is not considered final or complete until the end of the fiscal year.

Total Reports:	0	
Number Screened In:	0	
Number Screened Out:	0	
Number Substantiated:	0	
Number Unsubstantiated:	3	
Number Active CPS Investigations:	-3	



DHS, DFCS, Office of Provider Management
Performance-Based Placement Measures
RBWO Provider GA+SCORECARD - CCI



Report Quarter: Q4 FY2018

One or more parameters were not specified for the subreport, 'Subreport2', located at:
/PBP_FY2018_ScoreCard_CCI.