



**DHS, DFCS, Office of Provider Management**  
**Performance-Based Placement Measures**  
**RBWO Provider GA+SCORECARD - CPA**  
**Report Quarter: Q4 FY2018**

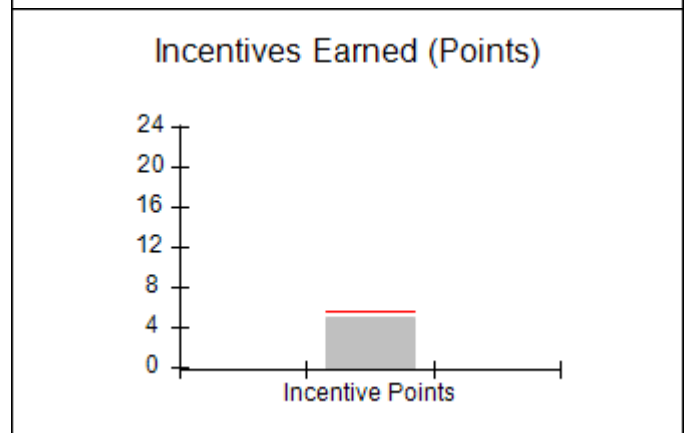
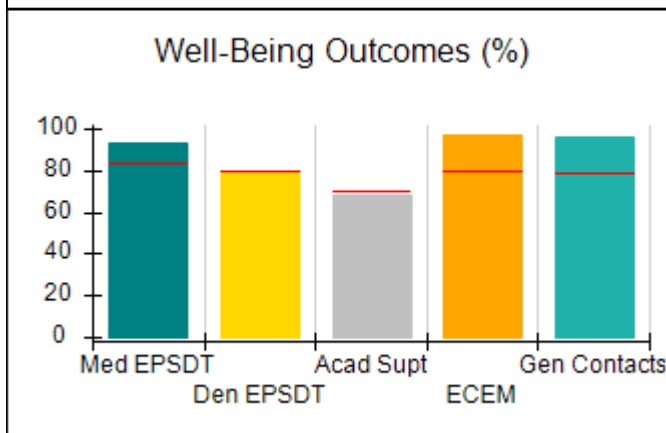
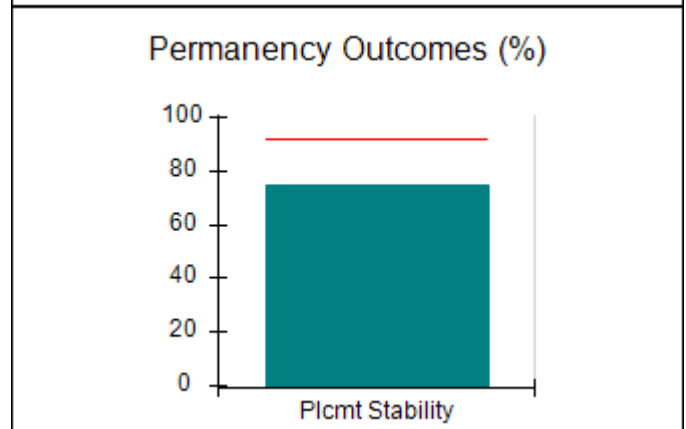
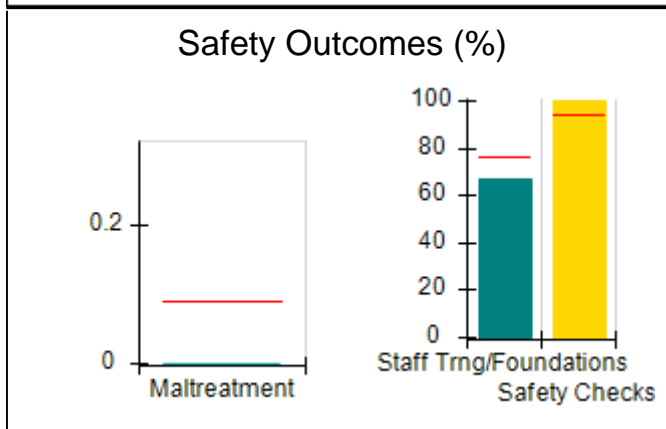
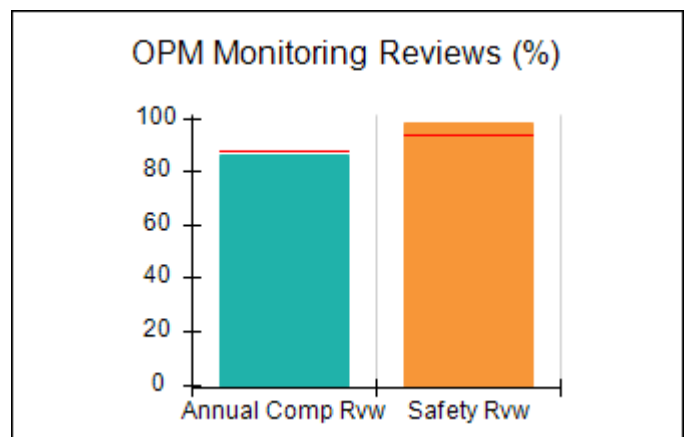
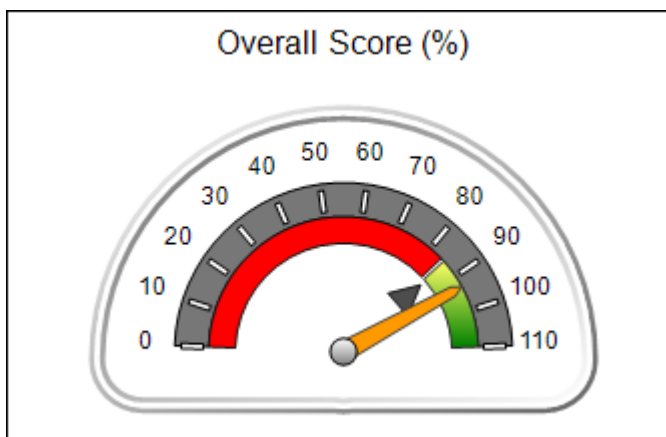


**Provider/Program Name: All God's Children - (861) - CPA**

<b>1671 Meriweather Dr., Watkinsville, GA 30677</b>  <b>Phone: 706-316-2421</b>  <b>Vendor ID# 35219</b>	Quarterly Scores (Grades)		Current Quarter Score (Grade)
	<b>Q1: 97.83 (A+)</b>	<b>Q2: 96.58 (A)</b>	<b>93.30%</b> <b>(A-)</b>
	<b>Q3: 89.45 (B+)</b>	<b>Q4: 93.30 (A-)</b>	
# New Foster Homes During Quarter: 1	# Children in Care During Quarter: 16	# Placements During Quarter: 16	# Children in Care On Last Day: 11

**Quarterly Provider Comparisons to All CPAs**

▼ — indicates average for all CPAs





DHS, DFCS, Office of Provider Management  
**Performance-Based Placement Measures**  
**RBWO Provider GA+SCORECARD - CPA**  
 Report Quarter: Q4 FY2018



**Provider/Program Name: All God's Children - (861) - CPA**

1671 Meriweather Dr., Watkinsville, GA 30677 Phone: 706-316-2421 Vendor ID# 35219		Quarterly Scores (Grades)		Current Quarter Score (Grade)
		Q1: 97.83 (A+)	Q2: 96.58 (A)	93.30%
		Q3: 89.45 (B+)	Q4: 93.30 (A-)	(A-)
# New Foster Homes During Quarter: 1		# Children in Care During Quarter: 16	# Placements During Quarter: 16	# Children in Care On Last Day: 11
	Avg Performance All CPAs (%)	Provider Performance (%)*	Possible Points (Weight)	Provider Points Earned
<b>OPM Monitoring Reviews</b>				
Annual Comprehensive Reviews	87%	86%	25	21.60
Safety Reviews	94%	98%	15	14.74
<b>Monitoring Sub-Total</b>			<b>40</b>	<b>36.33</b>
<b>CPA Safety Outcomes</b>				
Incidence of Maltreatment	0.09%	No Substantiated Reports	10	10.00
Staff Training	76%	67%	5	3.35
Staff Safety Checks	94%	100%	5	5.00
<b>Safety Sub-Total</b>			<b>20</b>	<b>18.35</b>
<b>CPA Permanency Outcomes</b>				
Placement Stability	92%	75%	15	11.25
<b>Permanency Sub-Total</b>			<b>15</b>	<b>11.25</b>
<b>CPA Well-Being Outcomes</b>				
EPSDT Medical Visits	84%	93%	4	3.72
EPSDT Dental Visits	80%	79%	4	3.16
Academic Supports	70%	68%	3	2.04
Provider ECEM Visits	80%	97%	7	6.79
Provider General Contacts	78%	96%	7	6.72
Placements with Siblings	65%	100%	Not Scored	Not Scored
Placements within Legal County	17%	0%	Not Scored	Not Scored
<b>Well-Being Sub-Total</b>			<b>25</b>	<b>22.43</b>

\*Performance calculation descriptions can be found in the FY 2018 RBWO PBP Measurements and Standards Guide.

<b>Monitoring &amp; Outcomes: Possible Points = 100</b>		<b>Points Earned: 88.36</b>	
<b>Score Before Incentives Credit</b>			<b>88.36%</b>
<b>Incentives Awarded</b>			<b>4.94 pts</b>
<b>PBP Verification</b>			<b>N/A pts</b>
<b>Total Score</b>			<b>93.30%</b>



**DHS, DFCS, Office of Provider Management**  
**Performance-Based Placement Measures**  
**RBWO Provider GA+SCORECARD - CPA**  
**Report Quarter: Q4 FY2018**



**Provider/Program Name: All God's Children - (861) - CPA**

# New Foster Homes During Quarter: 1		# Children in Care During Quarter: 16	# Placements During Quarter: 16	# Children in Care On Last Day: 11
CPA Incentive Credits	Avg Performance All CPAs (%)	Provider Performance (%)*	Possible Points (Weight)	Provider Points Earned
Early EPSDT Medical Visits		50%	2	1.00
Early EPSDT Dental Visits		50%	2	1.00
Permanency Contacts		0%	5	0.00
Additional Academic Supports		47%	2	0.94
Foster Hm Retention Rate (threshold = 90)		67%	2	0.00
Foster Hm Recruitment (threshold = 100)		300%	2	2.00
Active Agency Accreditation		0%	4	0.00
Staff Clinical Licensure		0%	5	0.00
<b>Incentives Total</b>	<b>5.45</b>		<b>24</b>	<b>4.94</b>
Maximum total combined incentive credit allowed is 10 points.			<b>Incentives Awarded</b>	<b>4.94</b>

\*Performance calculation descriptions can be found in the FY 2018 RBWO PBP Measurements and Standards Guide.

**Child Protective Services Investigations and Dispositions**

The following investigations data, which is not used for scoring but is considered significant to a provider's performance, is from Georgia SHINES and is not considered final or complete until the end of the fiscal year.

Total Reports:	0
Number Screened In:	0
Number Screened Out:	0
Number Substantiated:	0
Number Unsubstantiated:	0
Number Active CPS Investigations:	0



DHS, DFCS, Office of Provider Management  
**Performance-Based Placement Measures**  
**RBWO Provider GA+SCORECARD - CPA**  
Report Quarter: Q4 FY2018



**Provider/Program Name: ALR Family Services, Inc. - (5140) - CPA**

1518 Airport Road, Hinesville, GA 31313

Phone: 912-877-7928

Vendor ID# 114739

**Quarterly Scores (Grades)**

Q1: 88.25 (B+)

Q2: 90.76 (A-)

Q3: 93.02 (A-)

Q4: 85.68 (B)

**Current Quarter Score (Grade)**

**85.68%**  
**(B)**

# New Foster Homes During Quarter: 3

# Children in Care During Quarter: 25

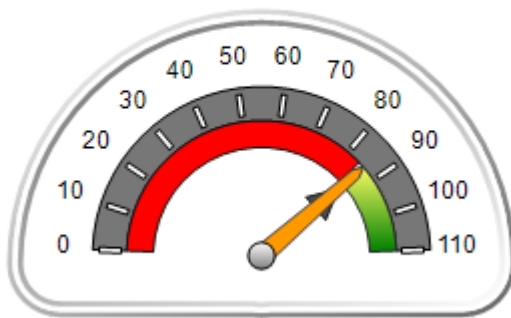
# Placements During Quarter: 26

# Children in Care On Last Day: 26

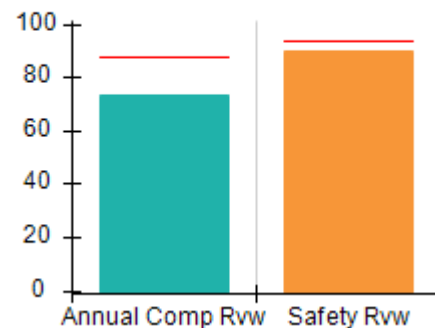
**Quarterly Provider Comparisons to All CPAs**

— indicates average for all CPAs

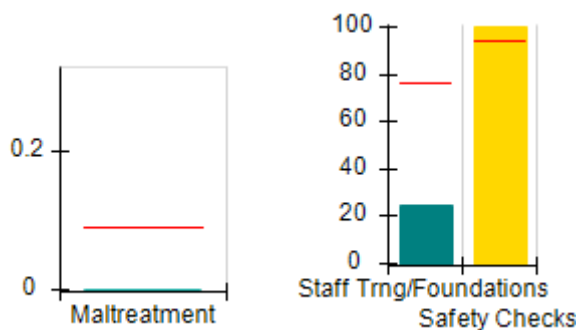
**Overall Score (%)**



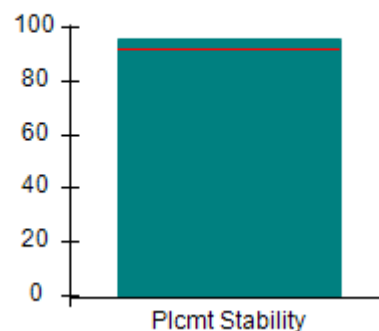
**OPM Monitoring Reviews (%)**



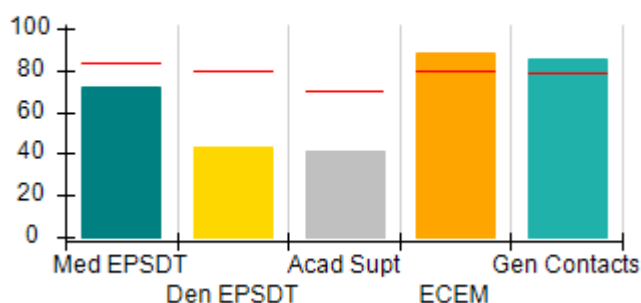
**Safety Outcomes (%)**



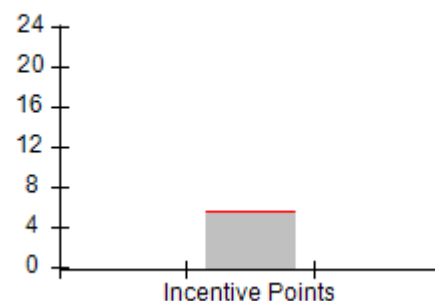
**Permanency Outcomes (%)**



**Well-Being Outcomes (%)**



**Incentives Earned (Points)**





DHS, DFCS, Office of Provider Management  
**Performance-Based Placement Measures**  
**RBWO Provider GA+SCORECARD - CPA**  
**Report Quarter: Q4 FY2018**



**Provider/Program Name: ALR Family Services, Inc. - (5140) - CPA**

<b>1518 Airport Road, Hinesville, GA 31313</b>  <b>Phone: 912-877-7928</b>  <b>Vendor ID# 114739</b>		<b>Quarterly Scores (Grades)</b>		<b>Current Quarter Score (Grade)</b>
		<b>Q1: 88.25 (B+)</b>	<b>Q2: 90.76 (A-)</b>	<b>85.68%</b>
		<b>Q3: 93.02 (A-)</b>	<b>Q4: 85.68 (B)</b>	<b>(B)</b>
# New Foster Homes During Quarter: 3		# Children in Care During Quarter: 25	# Placements During Quarter: 26	# Children in Care On Last Day: 26
	<b>Avg Performance All CPAs (%)</b>	<b>Provider Performance (%)*</b>	<b>Possible Points (Weight)</b>	<b>Provider Points Earned</b>
<b>OPM Monitoring Reviews</b>				
Annual Comprehensive Reviews	87%	73%	25	18.37
Safety Reviews	94%	90%	15	13.46
<b>Monitoring Sub-Total</b>			<b>40</b>	<b>31.83</b>
<b>CPA Safety Outcomes</b>				
Incidence of Maltreatment	0.09%	No Substantiated Reports	10	10.00
Staff Training	76%	25%	5	1.25
Staff Safety Checks	94%	100%	5	5.00
<b>Safety Sub-Total</b>			<b>20</b>	<b>16.25</b>
<b>CPA Permanency Outcomes</b>				
Placement Stability	92%	96%	15	14.40
<b>Permanency Sub-Total</b>			<b>15</b>	<b>14.40</b>
<b>CPA Well-Being Outcomes</b>				
EPSDT Medical Visits	84%	72%	4	2.88
EPSDT Dental Visits	80%	43%	4	1.72
Academic Supports	70%	41%	3	1.23
Provider ECEM Visits	80%	88%	7	6.16
Provider General Contacts	78%	85%	7	5.95
Placements with Siblings	65%	62%	Not Scored	Not Scored
Placements within Legal County	17%	0%	Not Scored	Not Scored
<b>Well-Being Sub-Total</b>			<b>25</b>	<b>17.94</b>

\*Performance calculation descriptions can be found in the FY 2018 RBWO PBP Measurements and Standards Guide.

<b>Monitoring &amp; Outcomes: Possible Points = 100</b>		<b>Points Earned: 80.42</b>	
<b>Score Before Incentives Credit</b>			<b>80.42%</b>
<b>Incentives Awarded</b>			<b>5.26 pts</b>
<b>PBP Verification</b>			<b>N/A pts</b>
<b>Total Score</b>			<b>85.68%</b>



**DHS, DFCS, Office of Provider Management**  
**Performance-Based Placement Measures**  
**RBWO Provider GA+SCORECARD - CPA**  
**Report Quarter: Q4 FY2018**



**Provider/Program Name: ALR Family Services, Inc. - (5140) - CPA**

# New Foster Homes During Quarter: 3		# Children in Care During Quarter: 25	# Placements During Quarter: 26	# Children in Care On Last Day: 26
CPA Incentive Credits	Avg Performance All CPAs (%)	Provider Performance (%)*	Possible Points (Weight)	Provider Points Earned
Early EPSDT Medical Visits		25%	2	0.50
Early EPSDT Dental Visits		19%	2	0.38
Permanency Contacts		0%	5	0.00
Additional Academic Supports		19%	2	0.38
Foster Hm Retention Rate (threshold = 90)		100%	2	2.00
Foster Hm Recruitment (threshold = 100)		100%	2	2.00
Active Agency Accreditation		0%	4	0.00
Staff Clinical Licensure		0%	5	0.00
<b>Incentives Total</b>	<b>5.45</b>		<b>24</b>	<b>5.26</b>
Maximum total combined incentive credit allowed is 10 points.			<b>Incentives Awarded</b>	<b>5.26</b>

\*Performance calculation descriptions can be found in the FY 2018 RBWO PBP Measurements and Standards Guide.

**Child Protective Services Investigations and Dispositions**

The following investigations data, which is not used for scoring but is considered significant to a provider's performance, is from Georgia SHINES and is not considered final or complete until the end of the fiscal year.

Total Reports:	1
Number Screened In:	0
Number Screened Out:	1
Number Substantiated:	0
Number Unsubstantiated:	1
Number Active CPS Investigations:	-1



**DHS, DFCS, Office of Provider Management**  
**Performance-Based Placement Measures**  
**RBWO Provider GA+SCORECARD - CPA**



**Report Quarter: Q4 FY2018**

**Provider/Program Name: Benchmark Family Services, Inc - Augusta (5150) - CPA**

**4389 West Maysfield Drive, Augusta, GA 30909-9648**

**Phone: 706-868-7200**

**Vendor ID# 115566**

Quarterly Scores (Grades)		Current Quarter Score (Grade)
Q1: 93.58 (A-)	Q2: 91.01 (A-)	<b>90.33% (A-)</b>
Q3: 86.27 (B)	Q4: 90.33 (A-)	

# New Foster Homes During Quarter: 2

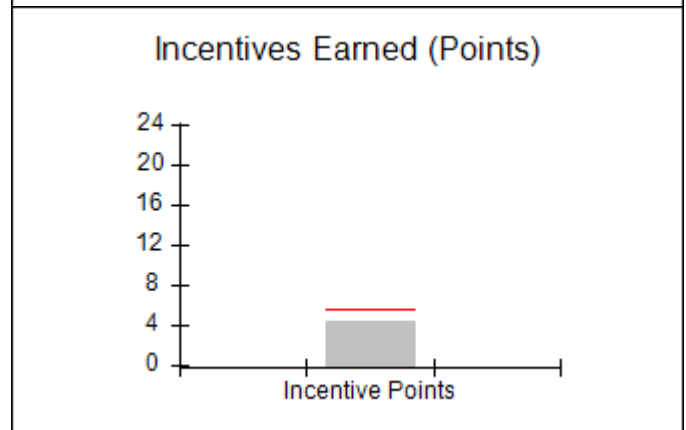
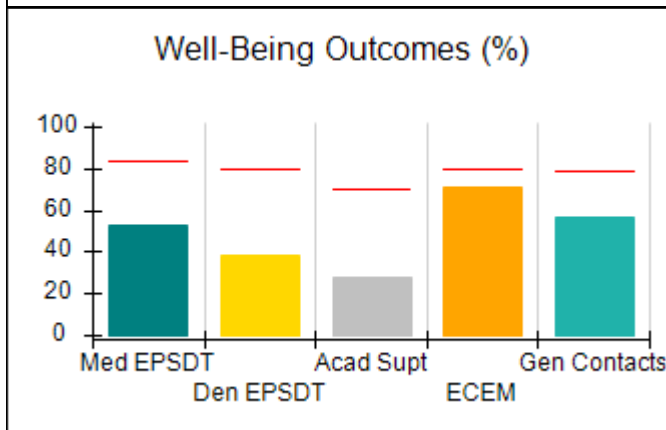
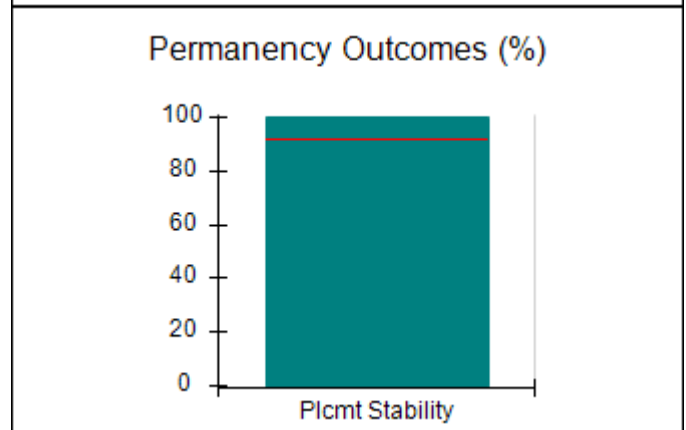
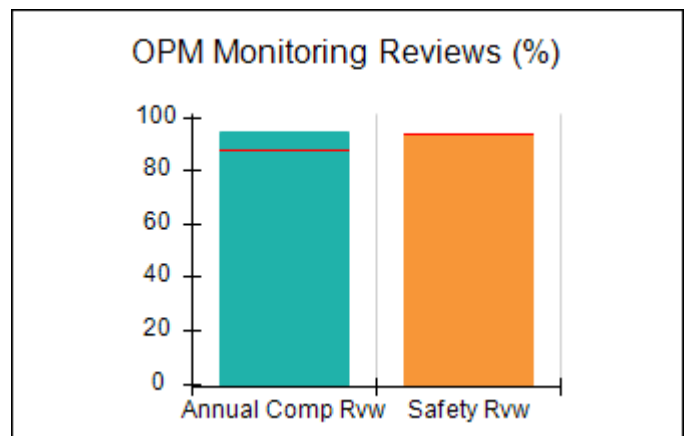
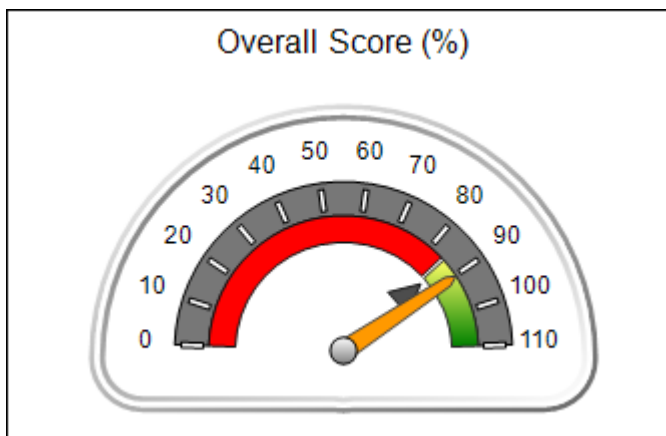
# Children in Care During Quarter: 36

# Placements During Quarter: 36

# Children in Care On Last Day: 31

**Quarterly Provider Comparisons to All CPAs**

▼ — indicates average for all CPAs





DHS, DFCS, Office of Provider Management  
**Performance-Based Placement Measures**  
**RBWO Provider GA+SCORECARD - CPA**  
**Report Quarter: Q4 FY2018**



**Provider/Program Name: Benchmark Family Services, Inc - Augusta (5150) - CPA**

<b>4389 West Maysfield Drive, Augusta, GA 30909-9648</b>  <b>Phone: 706-868-7200</b>  <b>Vendor ID# 115566</b>		Quarterly Scores (Grades)		Current Quarter Score (Grade)
		Q1: 93.58 (A-)	Q2: 91.01 (A-)	90.33%
		Q3: 86.27 (B)	Q4: 90.33 (A-)	(A-)
# New Foster Homes During Quarter: 2		# Children in Care During Quarter: 36	# Placements During Quarter: 36	# Children in Care On Last Day: 31
	Avg Performance All CPAs (%)	Provider Performance (%)*	Possible Points (Weight)	Provider Points Earned
<b>OPM Monitoring Reviews</b>				
Annual Comprehensive Reviews	87%	94%	25	23.53
Safety Reviews	94%	93%	15	14.00
<b>Monitoring Sub-Total</b>			<b>40</b>	<b>37.53</b>
<b>CPA Safety Outcomes</b>				
Incidence of Maltreatment	0.09%	No Substantiated Reports	10	10.00
Staff Training	76%	100%	5	5.00
Staff Safety Checks	94%	100%	5	5.00
<b>Safety Sub-Total</b>			<b>20</b>	<b>20.00</b>
<b>CPA Permanency Outcomes</b>				
Placement Stability	92%	100%	15	15.00
<b>Permanency Sub-Total</b>			<b>15</b>	<b>15.00</b>
<b>CPA Well-Being Outcomes</b>				
EPSDT Medical Visits	84%	53%	4	2.12
EPSDT Dental Visits	80%	39%	4	1.56
Academic Supports	70%	28%	3	0.84
Provider ECEM Visits	80%	71%	7	4.97
Provider General Contacts	78%	57%	7	3.99
Placements with Siblings	65%	52%	Not Scored	Not Scored
Placements within Legal County	17%	0%	Not Scored	Not Scored
<b>Well-Being Sub-Total</b>			<b>25</b>	<b>13.48</b>

\*Performance calculation descriptions can be found in the FY 2018 RBWO PBP Measurements and Standards Guide.

<b>Monitoring &amp; Outcomes: Possible Points = 100</b>	<b>Points Earned: 86.01</b>
<b>Score Before Incentives Credit</b>	<b>86.01%</b>
<b>Incentives Awarded</b>	<b>4.32 pts</b>
<b>PBP Verification</b>	<b>N/A pts</b>
<b>Total Score</b>	<b>90.33%</b>





**DHS, DFCS, Office of Provider Management**  
**Performance-Based Placement Measures**  
**RBWO Provider GA+SCORECARD - CPA**  
**Report Quarter: Q4 FY2018**



**Provider/Program Name: Benchmark Family Services, Inc - Augusta (5150) - CPA**

# New Foster Homes During Quarter: 2		# Children in Care During Quarter: 36	# Placements During Quarter: 36	# Children in Care On Last Day: 31
CPA Incentive Credits	Avg Performance All CPAs (%)	Provider Performance (%)*	Possible Points (Weight)	Provider Points Earned
Early EPSDT Medical Visits		0%	2	0.00
Early EPSDT Dental Visits		12%	2	0.24
Permanency Contacts		0%	5	0.00
Additional Academic Supports		4%	2	0.08
Foster Hm Retention Rate (threshold = 90)		95%	2	2.00
Foster Hm Recruitment (threshold = 100)		50%	2	0.00
Active Agency Accreditation		50%	4	2.00
Staff Clinical Licensure		0%	5	0.00
<b>Incentives Total</b>	<b>5.45</b>		<b>24</b>	<b>4.32</b>
Maximum total combined incentive credit allowed is 10 points.			<b>Incentives Awarded</b>	<b>4.32</b>

\*Performance calculation descriptions can be found in the FY 2018 RBWO PBP Measurements and Standards Guide.

**Child Protective Services Investigations and Dispositions**

The following investigations data, which is not used for scoring but is considered significant to a provider's performance, is from Georgia SHINES and is not considered final or complete until the end of the fiscal year.

Total Reports:	0
Number Screened In:	0
Number Screened Out:	0
Number Substantiated:	0
Number Unsubstantiated:	0
Number Active CPS Investigations:	0



**DHS, DFCS, Office of Provider Management**  
**Performance-Based Placement Measures**  
**RBWO Provider GA+SCORECARD - CPA**  
**Report Quarter: Q4 FY2018**

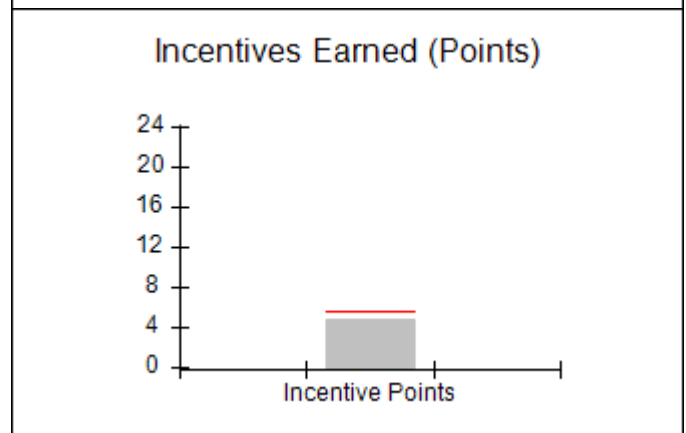
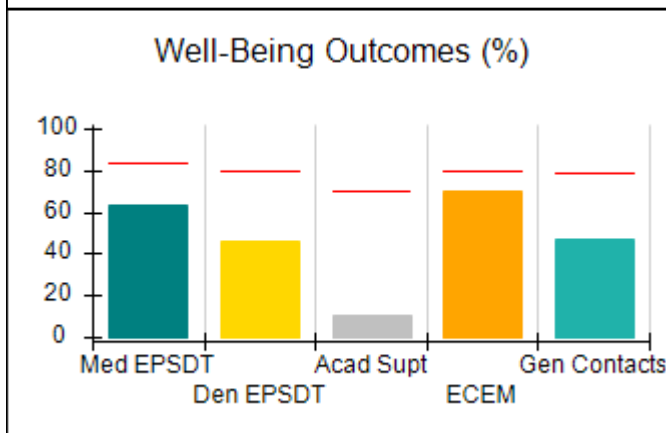
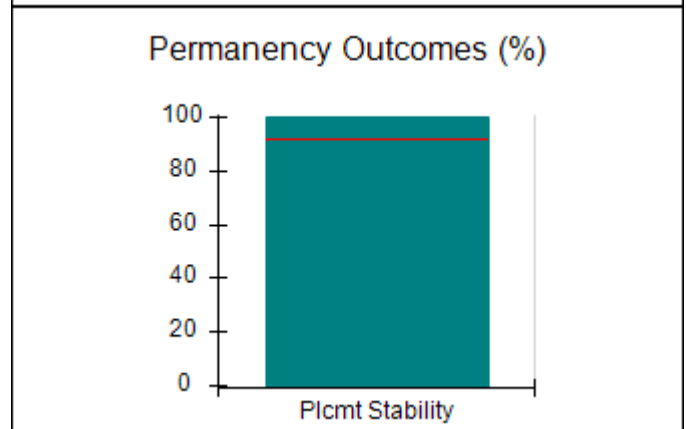
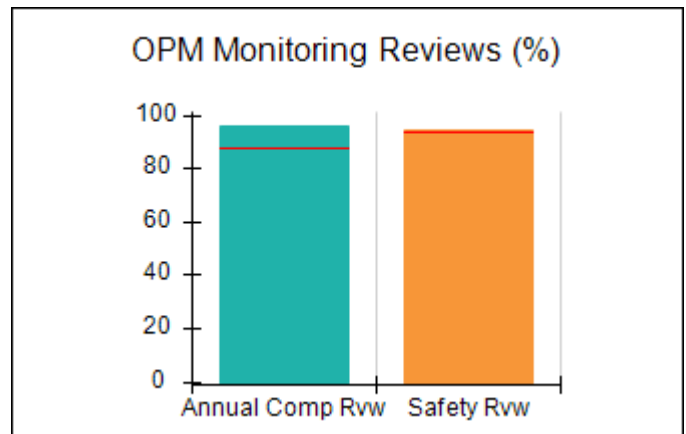
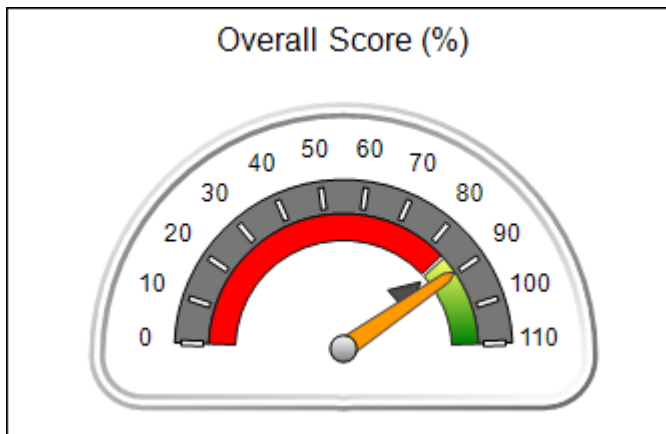


**Provider/Program Name: Benchmark Family Services, Inc - Brunswick (5149) - CPA**

<b>93 Benchmark Way, Brunswick, GA 31520</b>  <b>Phone: 912-262-2777</b>  <b>Vendor ID# 115567</b>	Quarterly Scores (Grades)		Current Quarter Score (Grade)
	Q1: 90.63 (A-)	Q2: 92.58 (A-)	<b>89.66%</b> <b>(B+)</b>
	Q3: 88.90 (B+)	Q4: 89.66 (B+)	
# New Foster Homes During Quarter: 3	# Children in Care During Quarter: 46	# Placements During Quarter: 46	# Children in Care On Last Day: 40

**Quarterly Provider Comparisons to All CPAs**

▼ — indicates average for all CPAs





DHS, DFCS, Office of Provider Management  
**Performance-Based Placement Measures**  
**RBWO Provider GA+SCORECARD - CPA**  
 Report Quarter: Q4 FY2018



**Provider/Program Name: Benchmark Family Services, Inc - Brunswick (5149) - CPA**

<b>93 Benchmark Way, Brunswick, GA 31520</b>  <b>Phone: 912-262-2777</b>  <b>Vendor ID# 115567</b>		<b>Quarterly Scores (Grades)</b>		<b>Current Quarter Score (Grade)</b>
		<b>Q1: 90.63 (A-)</b>	<b>Q2: 92.58 (A-)</b>	<b>89.66%</b>
		<b>Q3: 88.90 (B+)</b>	<b>Q4: 89.66 (B+)</b>	<b>(B+)</b>
# New Foster Homes During Quarter: 3		# Children in Care During Quarter: 46	# Placements During Quarter: 46	# Children in Care On Last Day: 40
	<b>Avg Performance All CPAs (%)</b>	<b>Provider Performance (%)*</b>	<b>Possible Points (Weight)</b>	<b>Provider Points Earned</b>
<b>OPM Monitoring Reviews</b>				
Annual Comprehensive Reviews	87%	96%	25	24.00
Safety Reviews	94%	94%	15	14.16
<b>Monitoring Sub-Total</b>			<b>40</b>	<b>38.16</b>
<b>CPA Safety Outcomes</b>				
Incidence of Maltreatment	0.09%	No Substantiated Reports	10	10.00
Staff Training	76%	78%	5	3.90
Staff Safety Checks	94%	100%	5	5.00
<b>Safety Sub-Total</b>			<b>20</b>	<b>18.90</b>
<b>CPA Permanency Outcomes</b>				
Placement Stability	92%	100%	15	15.00
<b>Permanency Sub-Total</b>			<b>15</b>	<b>15.00</b>
<b>CPA Well-Being Outcomes</b>				
EPSDT Medical Visits	84%	63%	4	2.52
EPSDT Dental Visits	80%	46%	4	1.84
Academic Supports	70%	11%	3	0.33
Provider ECEM Visits	80%	70%	7	4.90
Provider General Contacts	78%	47%	7	3.29
Placements with Siblings	65%	88%	Not Scored	Not Scored
Placements within Legal County	17%	25%	Not Scored	Not Scored
<b>Well-Being Sub-Total</b>			<b>25</b>	<b>12.88</b>

\*Performance calculation descriptions can be found in the FY 2018 RBWO PBP Measurements and Standards Guide.

<b>Monitoring &amp; Outcomes: Possible Points = 100</b>	<b>Points Earned: 84.94</b>
<b>Score Before Incentives Credit</b>	<b>84.94%</b>
<b>Incentives Awarded</b>	<b>4.72 pts</b>
<b>PBP Verification</b>	<b>N/A pts</b>
<b>Total Score</b>	<b>89.66%</b>



**DHS, DFCS, Office of Provider Management**  
**Performance-Based Placement Measures**  
**RBWO Provider GA+SCORECARD - CPA**  
**Report Quarter: Q4 FY2018**



**Provider/Program Name: Benchmark Family Services, Inc - Brunswick (5149) - CPA**

# New Foster Homes During Quarter: 3		# Children in Care During Quarter: 46	# Placements During Quarter: 46	# Children in Care On Last Day: 40
CPA Incentive Credits	Avg Performance All CPAs (%)	Provider Performance (%)*	Possible Points (Weight)	Provider Points Earned
Early EPSDT Medical Visits		0%	2	0.00
Early EPSDT Dental Visits		0%	2	0.00
Permanency Contacts		0%	5	0.00
Additional Academic Supports		11%	2	0.22
Foster Hm Retention Rate (threshold = 90)		67%	2	0.00
Foster Hm Recruitment (threshold = 100)		100%	2	2.00
Active Agency Accreditation		50%	4	2.00
Staff Clinical Licensure		10%	5	0.50
<b>Incentives Total</b>	<b>5.45</b>		<b>24</b>	<b>4.72</b>
Maximum total combined incentive credit allowed is 10 points.			<b>Incentives Awarded</b>	<b>4.72</b>

\*Performance calculation descriptions can be found in the FY 2018 RBWO PBP Measurements and Standards Guide.

**Child Protective Services Investigations and Dispositions**

The following investigations data, which is not used for scoring but is considered significant to a provider's performance, is from Georgia SHINES and is not considered final or complete until the end of the fiscal year.

Total Reports:	2
Number Screened In:	0
Number Screened Out:	2
Number Substantiated:	0
Number Unsubstantiated:	0
Number Active CPS Investigations:	0



**DHS, DFCS, Office of Provider Management**  
**Performance-Based Placement Measures**  
**RBWO Provider GA+SCORECARD - CPA**  
**Report Quarter: Q4 FY2018**

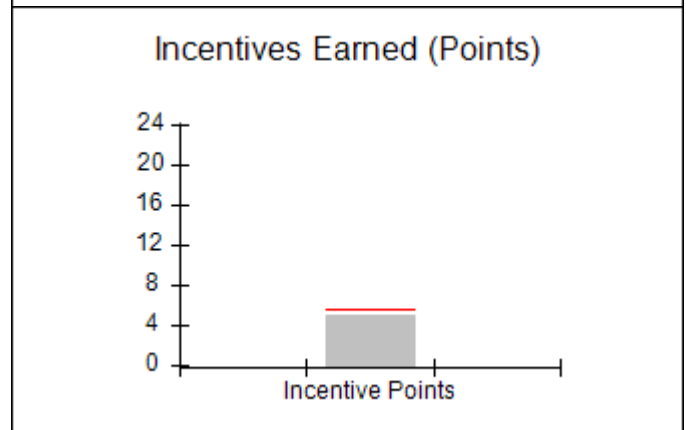
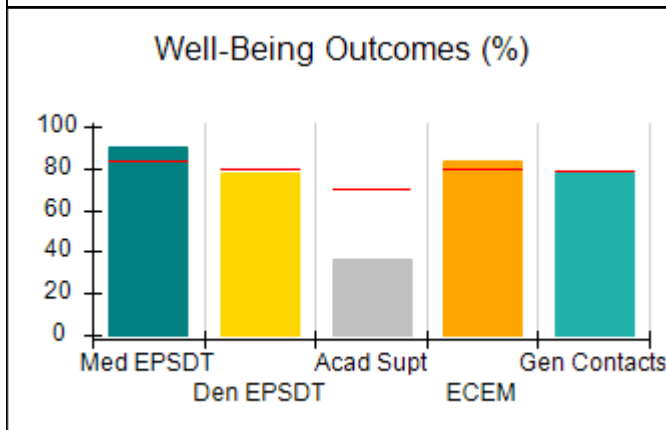
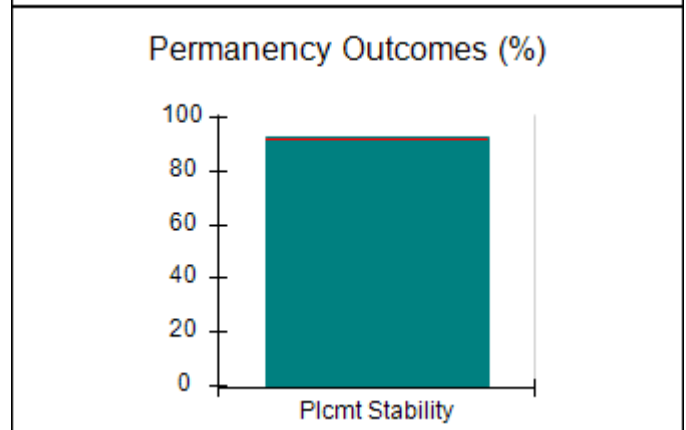
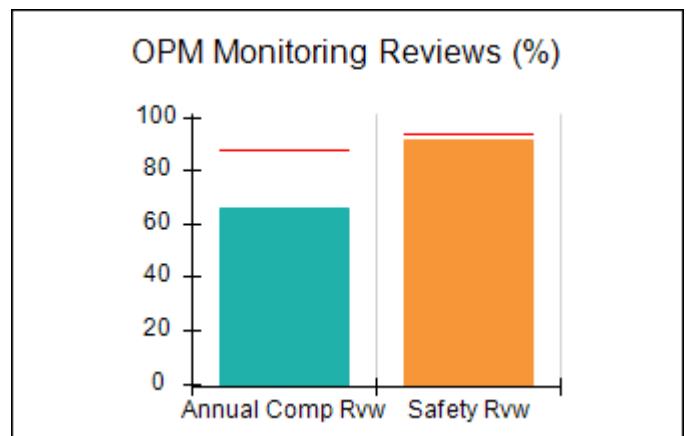
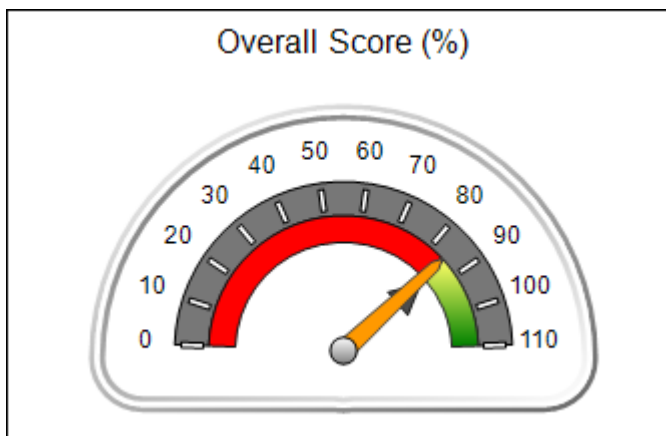


**Provider/Program Name: Benchmark Family Services, Inc - Columbus (5113) - CPA**

<b>506 Manchester Expressway, Columbus, GA 31904-6444</b> <b>Phone: 706-405-4256</b> <b>Vendor ID# 99720</b>	Quarterly Scores (Grades)		Current Quarter Score (Grade)
	Q1: 82.62 (B-)	Q2: 90.50 (A-)	<b>84.51%</b> <b>(B)</b>
	Q3: 89.87 (B+)	Q4: 84.51 (B)	
# New Foster Homes During Quarter: 1	# Children in Care During Quarter: 41	# Placements During Quarter: 41	# Children in Care On Last Day: 33

**Quarterly Provider Comparisons to All CPAs**

▼ — indicates average for all CPAs





DHS, DFCS, Office of Provider Management  
**Performance-Based Placement Measures**  
**RBWO Provider GA+SCORECARD - CPA**  
 Report Quarter: Q4 FY2018



**Provider/Program Name: Benchmark Family Services, Inc - Columbus (5113) - CPA**

506 Manchester Expressway, Columbus, GA 31904-6444

Phone: 706-405-4256

Vendor ID# 99720

**Quarterly Scores (Grades)**

**Current Quarter Score (Grade)**

Q1: 82.62 (B-)

Q2: 90.50 (A-)

**84.51%**

Q3: 89.87 (B+)

Q4: 84.51 (B)

**(B)**

# New Foster Homes During Quarter: 1

# Children in Care During Quarter: 41

# Placements During Quarter: 41

# Children in Care On Last Day: 33

**Avg Performance All CPAs (%)**

**Provider Performance (%)\***

**Possible Points (Weight)**

**Provider Points Earned**

**OPM Monitoring Reviews**

Annual Comprehensive Reviews	87%	66%	25	16.52
Safety Reviews	94%	92%	15	13.73
<b>Monitoring Sub-Total</b>			<b>40</b>	<b>30.25</b>

**CPA Safety Outcomes**

Incidence of Maltreatment	0.09%	No Substantiated Reports	10	10.00
Staff Training	76%	25%	5	1.25
Staff Safety Checks	94%	100%	5	5.00
<b>Safety Sub-Total</b>			<b>20</b>	<b>16.25</b>

**CPA Permanency Outcomes**

Placement Stability	92%	93%	15	13.95
<b>Permanency Sub-Total</b>			<b>15</b>	<b>13.95</b>

**CPA Well-Being Outcomes**

EPSDT Medical Visits	84%	90%	4	3.60
EPSDT Dental Visits	80%	78%	4	3.12
Academic Supports	70%	37%	3	1.11
Provider ECEM Visits	80%	83%	7	5.81
Provider General Contacts	78%	78%	7	5.46
Placements with Siblings	65%	82%	Not Scored	Not Scored
Placements within Legal County	17%	100%	Not Scored	Not Scored
<b>Well-Being Sub-Total</b>			<b>25</b>	<b>19.10</b>

\*Performance calculation descriptions can be found in the FY 2018 RBWO PBP Measurements and Standards Guide.

**Monitoring & Outcomes: Possible Points = 100**

**Points Earned: 79.55**

**Score Before Incentives Credit**

**79.55%**

**Incentives Awarded**

**4.96 pts**

**PBP Verification**

**N/A pts**

**Total Score**

**84.51%**



**DHS, DFCS, Office of Provider Management**  
**Performance-Based Placement Measures**  
**RBWO Provider GA+SCORECARD - CPA**  
**Report Quarter: Q4 FY2018**



**Provider/Program Name: Benchmark Family Services, Inc - Columbus (5113) - CPA**

# New Foster Homes During Quarter: 1		# Children in Care During Quarter: 41	# Placements During Quarter: 41	# Children in Care On Last Day: 33
CPA Incentive Credits	Avg Performance All CPAs (%)	Provider Performance (%)*	Possible Points (Weight)	Provider Points Earned
Early EPSDT Medical Visits		60%	2	1.20
Early EPSDT Dental Visits		59%	2	1.18
Permanency Contacts		0%	5	0.00
Additional Academic Supports		29%	2	0.58
Foster Hm Retention Rate (threshold = 90)		88%	2	0.00
Foster Hm Recruitment (threshold = 100)		0%	2	0.00
Active Agency Accreditation		50%	4	2.00
Staff Clinical Licensure		0%	5	0.00
<b>Incentives Total</b>	<b>5.45</b>		<b>24</b>	<b>4.96</b>
Maximum total combined incentive credit allowed is 10 points.			<b>Incentives Awarded</b>	<b>4.96</b>

\*Performance calculation descriptions can be found in the FY 2018 RBWO PBP Measurements and Standards Guide.

**Child Protective Services Investigations and Dispositions**

The following investigations data, which is not used for scoring but is considered significant to a provider's performance, is from Georgia SHINES and is not considered final or complete until the end of the fiscal year.

Total Reports:	0
Number Screened In:	0
Number Screened Out:	0
Number Substantiated:	0
Number Unsubstantiated:	0
Number Active CPS Investigations:	0



# Performance-Based Placement Measures

## RBWO Provider GA+SCORECARD - CPA

Report Quarter: Q4 FY2018

**Provider/Program Name: Benchmark Family Services, Inc - Jonesboro (formerly Lifeway for Youth) (973) - CPA**

9478 Winding Way Lane, Jonesboro, GA 30238-6056

Phone: 770-210-8745

Vendor ID# 35445

Quarterly Scores (Grades)		Current Quarter Score (Grade)
Q1: 91.95 (A-)	Q2: 100.34 (A+)	91.62% (A-)
Q3: 95.60 (A)	Q4: 91.62 (A-)	

# New Foster Homes During Quarter: 3

# Children in Care During Quarter: 58

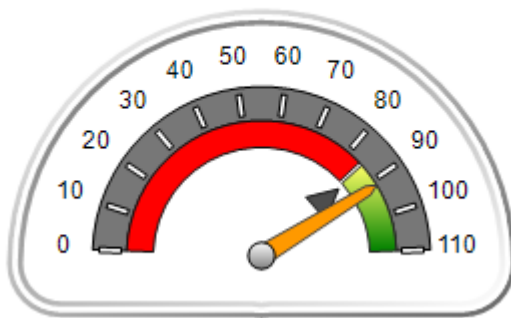
# Placements During Quarter: 65

# Children in Care On Last Day: 52

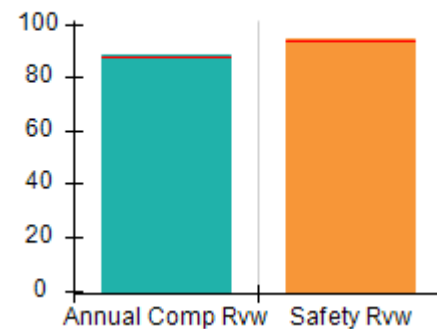
### Quarterly Provider Comparisons to All CPAs

indicates average for all CPAs

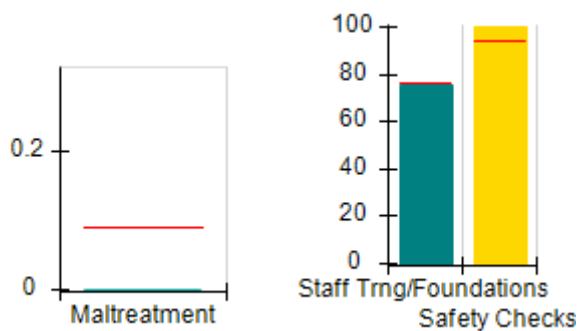
Overall Score (%)



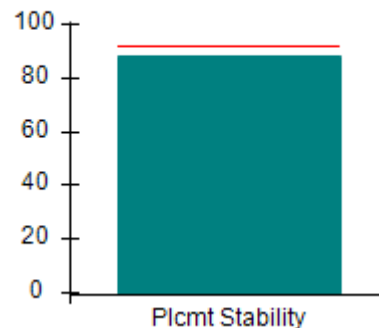
OPM Monitoring Reviews (%)



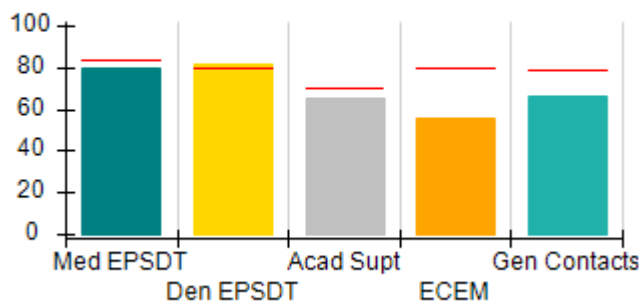
Safety Outcomes (%)



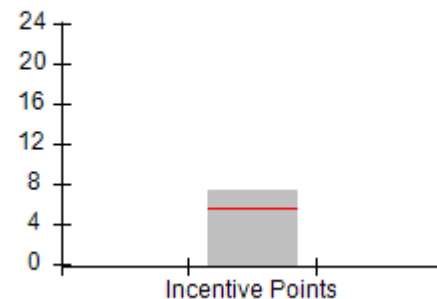
Permanency Outcomes (%)



Well-Being Outcomes (%)



Incentives Earned (Points)







# Performance-Based Placement Measures RBWO Provider GA+SCORECARD - CPA

Report Quarter: Q4 FY2018

**Provider/Program Name: Benchmark Family Services, Inc - Jonesboro (formerly Lifeway for Youth) (973) - CPA**

9478 Winding Way Lane, Jonesboro, GA 30238-6056  Phone: 770-210-8745  Vendor ID# 35445	Quarterly Scores (Grades)		Current Quarter Score (Grade)
	Q1: 91.95 (A-)	Q2: 100.34 (A+)	91.62% (A-)
	Q3: 95.60 (A)	Q4: 91.62 (A-)	

# New Foster Homes During Quarter: 3	# Children in Care During Quarter: 58	# Placements During Quarter: 65	# Children in Care On Last Day: 52
--------------------------------------	---------------------------------------	---------------------------------	------------------------------------

	Avg Performance All CPAs (%)	Provider Performance (%)*	Possible Points (Weight)	Provider Points Earned
--	------------------------------	---------------------------	--------------------------	------------------------

**OPM Monitoring Reviews**

Annual Comprehensive Reviews	87%	89%	25	22.17
Safety Reviews	94%	94%	15	14.17
<b>Monitoring Sub-Total</b>			<b>40</b>	<b>36.34</b>

**CPA Safety Outcomes**

Incidence of Maltreatment	0.09%	No Substantiated Reports	10	10.00
Staff Training	76%	75%	5	3.75
Staff Safety Checks	94%	100%	5	5.00
<b>Safety Sub-Total</b>			<b>20</b>	<b>18.75</b>

**CPA Permanency Outcomes**

Placement Stability	92%	88%	15	13.20
<b>Permanency Sub-Total</b>			<b>15</b>	<b>13.20</b>

**CPA Well-Being Outcomes**

EPSDT Medical Visits	84%	80%	4	3.20
EPSDT Dental Visits	80%	82%	4	3.28
Academic Supports	70%	65%	3	1.95
Provider ECEM Visits	80%	56%	7	3.92
Provider General Contacts	78%	66%	7	4.62
Placements with Siblings	65%	52%	Not Scored	Not Scored
Placements within Legal County	17%	15%	Not Scored	Not Scored
<b>Well-Being Sub-Total</b>			<b>25</b>	<b>16.97</b>

\*Performance calculation descriptions can be found in the FY 2018 RBWO PBP Measurements and Standards Guide.

<b>Monitoring &amp; Outcomes: Possible Points = 100</b>		<b>Points Earned: 85.26</b>	
<b>Score Before Incentives Credit</b>			<b>85.26%</b>
<b>Incentives Awarded</b>			<b>7.36 pts</b>
<b>PBP Verification</b>			<b>-1.00 pts</b>
<b>Total Score</b>			<b>91.62%</b>



**DHS, DFCS, Office of Provider Management**  
**Performance-Based Placement Measures**  
**RBWO Provider GA+SCORECARD - CPA**



**Report Quarter: Q4 FY2018**

**Provider/Program Name: Benchmark Family Services, Inc - Jonesboro (formerly Lifeway for Youth) (973) - CPA**

# New Foster Homes During Quarter: 3		# Children in Care During Quarter: 58	# Placements During Quarter: 65	# Children in Care On Last Day: 52
CPA Incentive Credits	Avg Performance All CPAs (%)	Provider Performance (%)*	Possible Points (Weight)	Provider Points Earned
Early EPSDT Medical Visits		54%	2	1.08
Early EPSDT Dental Visits		53%	2	1.06
Permanency Contacts		0%	5	0.00
Additional Academic Supports		61%	2	1.22
Foster Hm Retention Rate (threshold = 90)		80%	2	0.00
Foster Hm Recruitment (threshold = 100)		125%	2	2.00
Active Agency Accreditation		50%	4	2.00
Staff Clinical Licensure		0%	5	0.00
<b>Incentives Total</b>	<b>5.45</b>		<b>24</b>	<b>7.36</b>
Maximum total combined incentive credit allowed is 10 points.			<b>Incentives Awarded</b>	<b>7.36</b>

\*Performance calculation descriptions can be found in the FY 2018 RBWO PBP Measurements and Standards Guide.

### Child Protective Services Investigations and Dispositions

The following investigations data, which is not used for scoring but is considered significant to a provider's performance, is from Georgia SHINES and is not considered final or complete until the end of the fiscal year.

Total Reports:	3
Number Screened In:	0
Number Screened Out:	3
Number Substantiated:	0
Number Unsubstantiated:	0
Number Active CPS Investigations:	0



DHS, DFCS, Office of Provider Management  
**Performance-Based Placement Measures**  
**RBWO Provider GA+SCORECARD - CPA**  
Report Quarter: Q4 FY2018



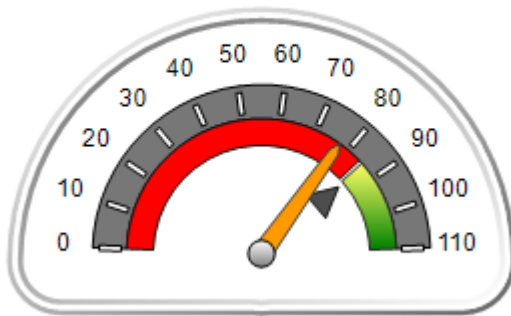
**Provider/Program Name: Benchmark Family Services, Inc - Macon (5176) - CPA**

4931 Riverside Drive, Macon, GA 31210-1156 Phone: 478-405-2005 Vendor ID# 121138	Quarterly Scores (Grades)		Current Quarter Score (Grade)
	Q1: 69.78 (D+)	Q2: 92.72 (A-)	77.24%
	Q3: 92.67 (A-)	Q4: 77.24 (C+)	(C+)
# New Foster Homes During Quarter: 11	# Children in Care During Quarter: 80	# Placements During Quarter: 86	# Children in Care On Last Day: 69

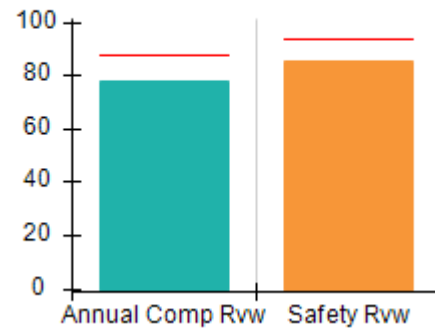
**Quarterly Provider Comparisons to All CPAs**

▼ — indicates average for all CPAs

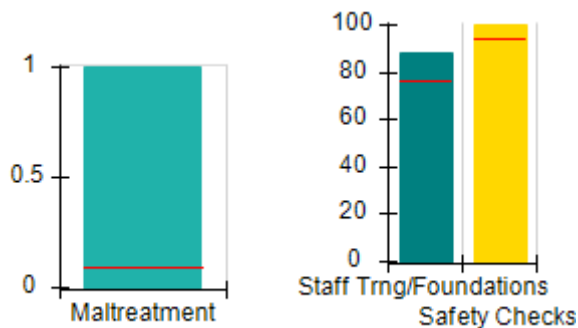
Overall Score (%)



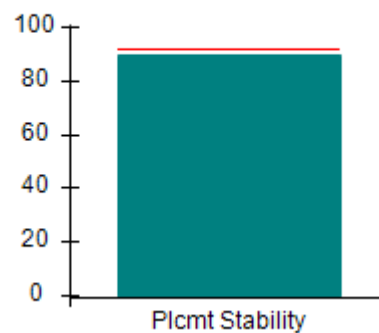
OPM Monitoring Reviews (%)



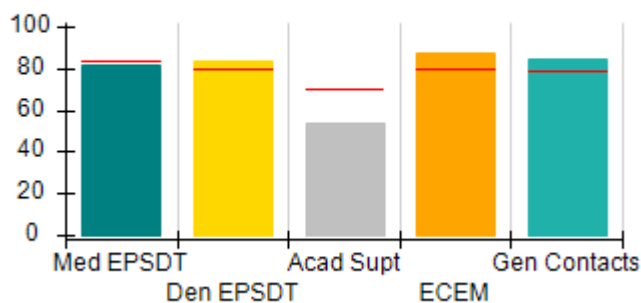
Safety Outcomes (%)



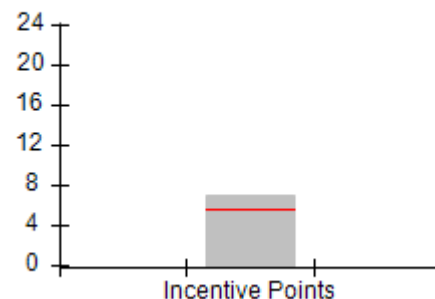
Permanency Outcomes (%)



Well-Being Outcomes (%)



Incentives Earned (Points)





DHS, DFCS, Office of Provider Management  
**Performance-Based Placement Measures**  
**RBWO Provider GA+SCORECARD - CPA**  
 Report Quarter: Q4 FY2018



**Provider/Program Name: Benchmark Family Services, Inc - Macon (5176) - CPA**

4931 Riverside Drive, Macon, GA 31210-1156  Phone: 478-405-2005  Vendor ID# 121138	Quarterly Scores (Grades)		Current Quarter Score (Grade)
	Q1: 69.78 (D+)	Q2: 92.72 (A-)	77.24%
	Q3: 92.67 (A-)	Q4: 77.24 (C+)	(C+)

# New Foster Homes During Quarter: 11	# Children in Care During Quarter: 80	# Placements During Quarter: 86	# Children in Care On Last Day: 69
---------------------------------------	---------------------------------------	---------------------------------	------------------------------------

	Avg Performance All CPAs (%)	Provider Performance (%)*	Possible Points (Weight)	Provider Points Earned
--	------------------------------	---------------------------	--------------------------	------------------------

**OPM Monitoring Reviews**

Annual Comprehensive Reviews	87%	78%	25	19.48
Safety Reviews	94%	85%	15	12.79
<b>Monitoring Sub-Total</b>			<b>40</b>	<b>32.27</b>

**CPA Safety Outcomes**

Incidence of Maltreatment	0.09%	1 Substantiated Report	10	0.00
Staff Training	76%	88%	5	4.40
Staff Safety Checks	94%	100%	5	5.00
<b>Safety Sub-Total</b>			<b>20</b>	<b>9.40</b>

**CPA Permanency Outcomes**

Placement Stability	92%	90%	15	13.50
<b>Permanency Sub-Total</b>			<b>15</b>	<b>13.50</b>

**CPA Well-Being Outcomes**

EPSDT Medical Visits	84%	82%	4	3.28
EPSDT Dental Visits	80%	83%	4	3.32
Academic Supports	70%	54%	3	1.62
Provider ECEM Visits	80%	87%	7	6.09
Provider General Contacts	78%	84%	7	5.88
Placements with Siblings	65%	75%	Not Scored	Not Scored
Placements within Legal County	17%	0%	Not Scored	Not Scored
<b>Well-Being Sub-Total</b>			<b>25</b>	<b>20.19</b>

\*Performance calculation descriptions can be found in the FY 2018 RBWO PBP Measurements and Standards Guide.

<b>Monitoring &amp; Outcomes: Possible Points = 100</b>	<b>Points Earned: 75.36</b>
<b>Score Before Incentives Credit</b>	<b>75.36%</b>
<b>Incentives Awarded</b>	<b>6.88 pts</b>
<b>PBP Verification</b>	<b>-5.00 pts</b>
<b>Total Score</b>	<b>77.24%</b>



**DHS, DFCS, Office of Provider Management**  
**Performance-Based Placement Measures**  
**RBWO Provider GA+SCORECARD - CPA**  
**Report Quarter: Q4 FY2018**



**Provider/Program Name: Benchmark Family Services, Inc - Macon (5176) - CPA**

# New Foster Homes During Quarter: 11		# Children in Care During Quarter: 80	# Placements During Quarter: 86	# Children in Care On Last Day: 69
CPA Incentive Credits	Avg Performance All CPAs (%)	Provider Performance (%)*	Possible Points (Weight)	Provider Points Earned
Early EPSDT Medical Visits		71%	2	1.42
Early EPSDT Dental Visits		39%	2	0.78
Permanency Contacts		0%	5	0.00
Additional Academic Supports		34%	2	0.68
Foster Hm Retention Rate (threshold = 90)		67%	2	0.00
Foster Hm Recruitment (threshold = 100)		225%	2	2.00
Active Agency Accreditation		50%	4	2.00
Staff Clinical Licensure		0%	5	0.00
<b>Incentives Total</b>	<b>5.45</b>		<b>24</b>	<b>6.88</b>
Maximum total combined incentive credit allowed is 10 points.			<b>Incentives Awarded</b>	<b>6.88</b>

\*Performance calculation descriptions can be found in the FY 2018 RBWO PBP Measurements and Standards Guide.

**Child Protective Services Investigations and Dispositions**

The following investigations data, which is not used for scoring but is considered significant to a provider's performance, is from Georgia SHINES and is not considered final or complete until the end of the fiscal year.

Total Reports:	5
Number Screened In:	2
Number Screened Out:	3
Number Substantiated:	1
Number Unsubstantiated:	1
Number Active CPS Investigations:	0



**DHS, DFCS, Office of Provider Management**  
**Performance-Based Placement Measures**  
**RBWO Provider GA+SCORECARD - CPA**



**Report Quarter: Q4 FY2018**

**Provider/Program Name: Benchmark Family Services, Inc - Snellville/Lawrenceville (5112) - CPA**

**2090 Sugarloaf Pkwy, Lawrenceville, GA 30045-9402**

**Phone: 770-338-0800**

**Vendor ID# 99719**

Quarterly Scores (Grades)		Current Quarter Score (Grade)
Q1: 91.72 (A-)	Q2: 98.82 (A+)	<b>85.87%</b> <b>(B)</b>
Q3: 95.17 (A)	Q4: 85.87 (B)	

# New Foster Homes During Quarter: 9

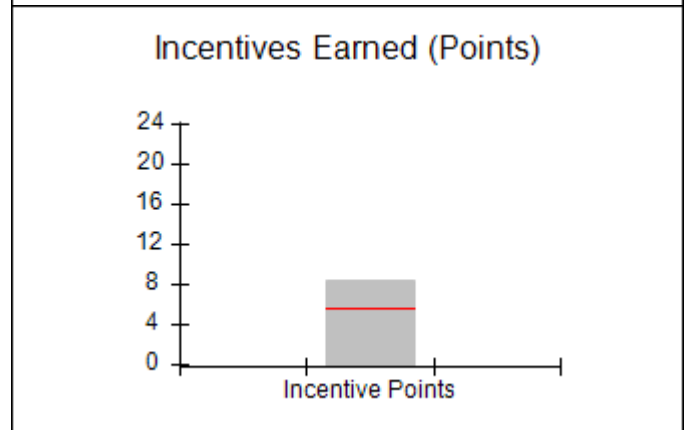
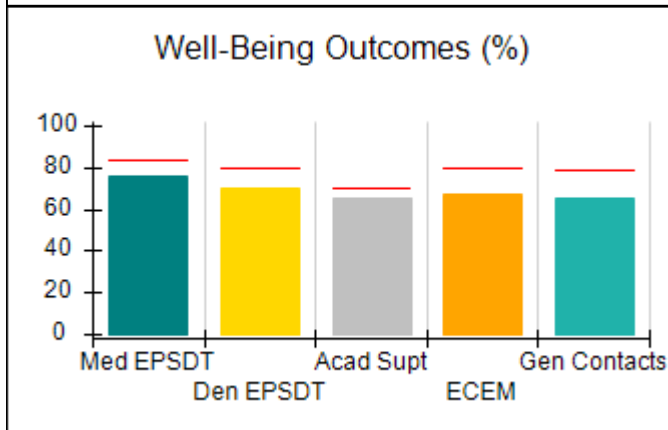
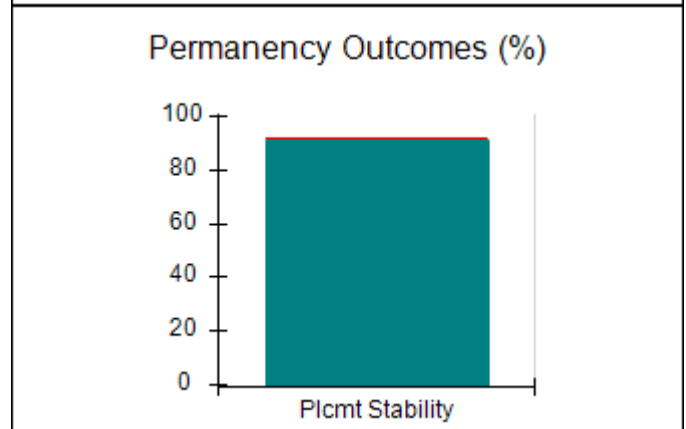
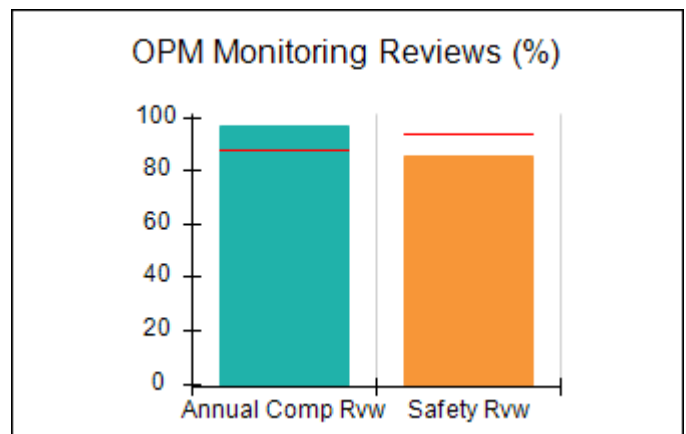
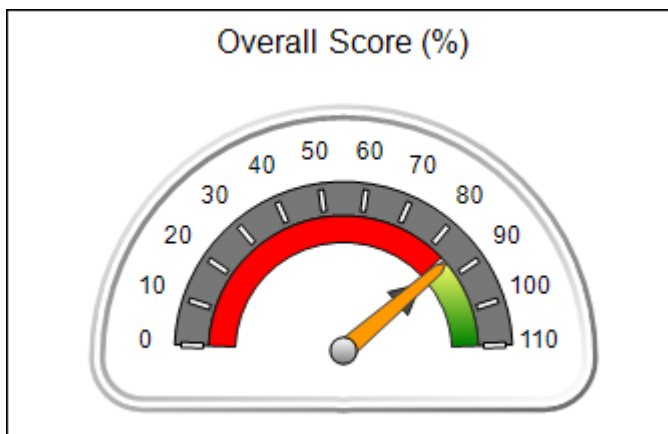
# Children in Care During Quarter: 127

# Placements During Quarter: 132

# Children in Care On Last Day: 109

**Quarterly Provider Comparisons to All CPAs**

▼ — indicates average for all CPAs





DHS, DFCS, Office of Provider Management  
**Performance-Based Placement Measures**  
**RBWO Provider GA+SCORECARD - CPA**



Report Quarter: Q4 FY2018

<b>Provider/Program Name: Benchmark Family Services, Inc - Snellville/Lawrenceville (5112) - CPA</b>				
<b>2090 Sugarloaf Pkwy, Lawrenceville, GA 30045-9402</b>  <b>Phone: 770-338-0800</b>  <b>Vendor ID# 99719</b>		<b>Quarterly Scores (Grades)</b>		<b>Current Quarter Score (Grade)</b>
		Q1: 91.72 (A-)	Q2: 98.82 (A+)	<b>85.87%</b>
		Q3: 95.17 (A)	Q4: 85.87 (B)	<b>(B)</b>
# New Foster Homes During Quarter: 9		# Children in Care During Quarter: 127	# Placements During Quarter: 132	# Children in Care On Last Day: 109
	<b>Avg Performance All CPAs (%)</b>	<b>Provider Performance (%)*</b>	<b>Possible Points (Weight)</b>	<b>Provider Points Earned</b>
<b>OPM Monitoring Reviews</b>				
Annual Comprehensive Reviews	87%	96%	25	24.08
Safety Reviews	94%	85%	15	12.81
<b>Monitoring Sub-Total</b>			<b>40</b>	<b>36.89</b>
<b>CPA Safety Outcomes</b>				
Incidence of Maltreatment	0.09%	2 Substantiated Reports	10	0.00
Staff Training	76%	100%	5	5.00
Staff Safety Checks	94%	100%	5	5.00
<b>Safety Sub-Total</b>			<b>20</b>	<b>10.00</b>
<b>CPA Permanency Outcomes</b>				
Placement Stability	92%	91%	15	13.65
<b>Permanency Sub-Total</b>			<b>15</b>	<b>13.65</b>
<b>CPA Well-Being Outcomes</b>				
EPSDT Medical Visits	84%	76%	4	3.04
EPSDT Dental Visits	80%	70%	4	2.80
Academic Supports	70%	65%	3	1.95
Provider ECEM Visits	80%	67%	7	4.69
Provider General Contacts	78%	65%	7	4.55
Placements with Siblings	65%	55%	Not Scored	Not Scored
Placements within Legal County	17%	5%	Not Scored	Not Scored
<b>Well-Being Sub-Total</b>			<b>25</b>	<b>17.03</b>
*Performance calculation descriptions can be found in the FY 2018 RBWO PBP Measurements and Standards Guide.				
<b>Monitoring &amp; Outcomes: Possible Points = 100</b>			<b>Points Earned: 77.57</b>	
<b>Score Before Incentives Credit</b>			<b>77.57%</b>	
<b>Incentives Awarded</b>			<b>8.30 pts</b>	
<b>PBP Verification</b>			<b>N/A pts</b>	
<b>Total Score</b>			<b>85.87%</b>	



**DHS, DFCS, Office of Provider Management**  
**Performance-Based Placement Measures**  
**RBWO Provider GA+SCORECARD - CPA**



**Report Quarter: Q4 FY2018**

**Provider/Program Name: Benchmark Family Services, Inc - Snellville/Lawrenceville (5112) - CPA**

# New Foster Homes During Quarter: 9		# Children in Care During Quarter: 127	# Placements During Quarter: 132	# Children in Care On Last Day: 109
CPA Incentive Credits	Avg Performance All CPAs (%)	Provider Performance (%)*	Possible Points (Weight)	Provider Points Earned
Early EPSDT Medical Visits		27%	2	0.54
Early EPSDT Dental Visits		32%	2	0.64
Permanency Contacts		None Planned	5	
Additional Academic Supports		56%	2	1.12
Foster Hm Retention Rate (threshold = 90)		90%	2	2.00
Foster Hm Recruitment (threshold = 100)		225%	2	2.00
Active Agency Accreditation		50%	4	2.00
Staff Clinical Licensure		0%	5	0.00
<b>Incentives Total</b>	<b>5.45</b>		<b>24</b>	<b>8.30</b>
Maximum total combined incentive credit allowed is 10 points.			<b>Incentives Awarded</b>	<b>8.30</b>

\*Performance calculation descriptions can be found in the FY 2018 RBWO PBP Measurements and Standards Guide.

### Child Protective Services Investigations and Dispositions

The following investigations data, which is not used for scoring but is considered significant to a provider's performance, is from Georgia SHINES and is not considered final or complete until the end of the fiscal year.

Total Reports:	2
Number Screened In:	2
Number Screened Out:	0
Number Substantiated:	2
Number Unsubstantiated:	4
Number Active CPS Investigations:	-4





DHS, DFCS, Office of Provider Management  
**Performance-Based Placement Measures**  
**RBWO Provider GA+SCORECARD - CPA**



Report Quarter: Q4 FY2018

**Provider/Program Name: Benchmark Family Services, Inc - Statesboro (5242) - CPA**

9222 Highway 301 South, Statesboro, GA 30458-3190

Phone: 912-623-2130

Vendor ID# 143215

**Quarterly Scores (Grades)**

**Current Quarter Score (Grade)**

Q1: 73.48 (C-)

Q2: 92.19 (A-)

**73.80%**

Q3: 89.24 (B+)

Q4: 73.80 (C-)

**(C-)**

# New Foster Homes During Quarter: 3

# Children in Care During Quarter: 47

# Placements During Quarter: 48

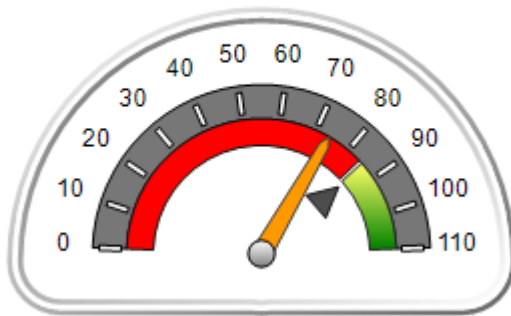
# Children in Care On Last Day: 39

**Quarterly Provider Comparisons to All CPAs**

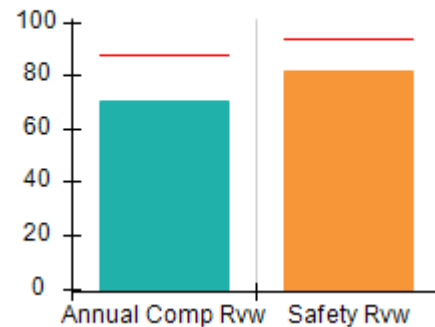


— indicates average for all CPAs

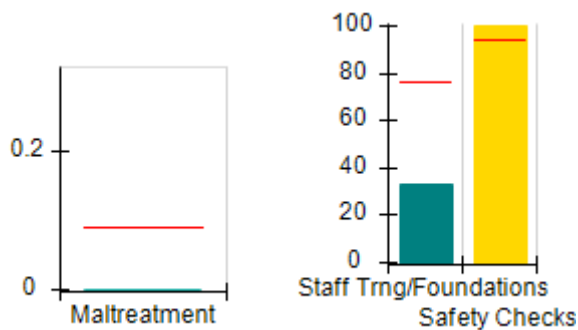
**Overall Score (%)**



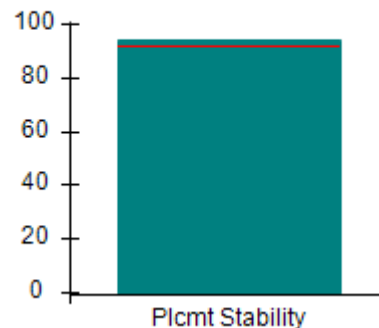
**OPM Monitoring Reviews (%)**



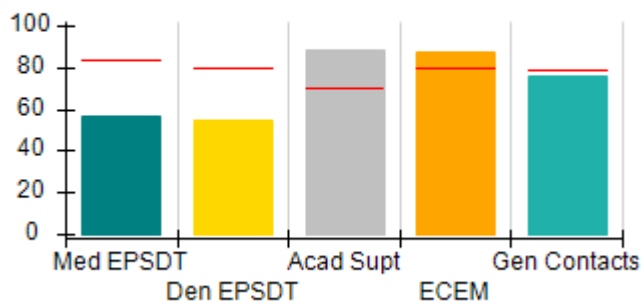
**Safety Outcomes (%)**



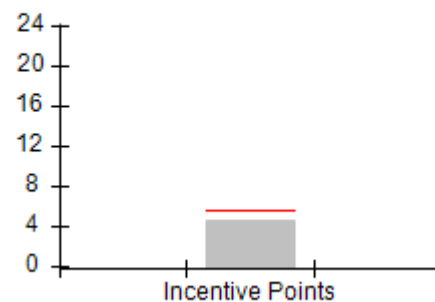
**Permanency Outcomes (%)**



**Well-Being Outcomes (%)**



**Incentives Earned (Points)**





DHS, DFCS, Office of Provider Management  
**Performance-Based Placement Measures**  
**RBWO Provider GA+SCORECARD - CPA**  
**Report Quarter: Q4 FY2018**



**Provider/Program Name: Benchmark Family Services, Inc - Statesboro (5242) - CPA**

<b>9222 Highway 301 South, Statesboro, GA 30458-3190</b>  <b>Phone: 912-623-2130</b>  <b>Vendor ID# 143215</b>		<b>Quarterly Scores (Grades)</b>		<b>Current Quarter Score (Grade)</b>
		<b>Q1: 73.48 (C-)</b>	<b>Q2: 92.19 (A-)</b>	<b>73.80%</b>
		<b>Q3: 89.24 (B+)</b>	<b>Q4: 73.80 (C-)</b>	<b>(C-)</b>
# New Foster Homes During Quarter: 3		# Children in Care During Quarter: 47	# Placements During Quarter: 48	# Children in Care On Last Day: 39
	<b>Avg Performance All CPAs (%)</b>	<b>Provider Performance (%)*</b>	<b>Possible Points (Weight)</b>	<b>Provider Points Earned</b>
<b>OPM Monitoring Reviews</b>				
Annual Comprehensive Reviews	87%	70%	25	17.62
Safety Reviews	94%	82%	15	12.29
<b>Monitoring Sub-Total</b>			<b>40</b>	<b>29.91</b>
<b>CPA Safety Outcomes</b>				
Incidence of Maltreatment	0.09%	No Substantiated Reports	10	10.00
Staff Training	76%	33%	5	1.65
Staff Safety Checks	94%	100%	5	5.00
<b>Safety Sub-Total</b>			<b>20</b>	<b>16.65</b>
<b>CPA Permanency Outcomes</b>				
Placement Stability	92%	94%	15	14.10
<b>Permanency Sub-Total</b>			<b>15</b>	<b>14.10</b>
<b>CPA Well-Being Outcomes</b>				
EPSDT Medical Visits	84%	57%	4	2.28
EPSDT Dental Visits	80%	55%	4	2.20
Academic Supports	70%	88%	3	2.64
Provider ECEM Visits	80%	87%	7	6.09
Provider General Contacts	78%	76%	7	5.32
Placements with Siblings	65%	31%	Not Scored	Not Scored
Placements within Legal County	17%	0%	Not Scored	Not Scored
<b>Well-Being Sub-Total</b>			<b>25</b>	<b>18.53</b>

\*Performance calculation descriptions can be found in the FY 2018 RBWO PBP Measurements and Standards Guide.

<b>Monitoring &amp; Outcomes: Possible Points = 100</b>	<b>Points Earned: 79.19</b>
<b>Score Before Incentives Credit</b>	<b>79.19%</b>
<b>Incentives Awarded</b>	<b>4.61 pts</b>
<b>PBP Verification</b>	<b>-10.00 pts</b>
<b>Total Score</b>	<b>73.80%</b>



**DHS, DFCS, Office of Provider Management**  
**Performance-Based Placement Measures**  
**RBWO Provider GA+SCORECARD - CPA**  
**Report Quarter: Q4 FY2018**



**Provider/Program Name: Benchmark Family Services, Inc - Statesboro (5242) - CPA**

# New Foster Homes During Quarter: 3		# Children in Care During Quarter: 47	# Placements During Quarter: 48	# Children in Care On Last Day: 39
CPA Incentive Credits	Avg Performance All CPAs (%)	Provider Performance (%)*	Possible Points (Weight)	Provider Points Earned
Early EPSDT Medical Visits		13%	2	0.26
Early EPSDT Dental Visits		5%	2	0.10
Permanency Contacts		3%	5	0.15
Additional Academic Supports		80%	2	1.60
Foster Hm Retention Rate (threshold = 90)		87%	2	0.00
Foster Hm Recruitment (threshold = 100)		75%	2	0.00
Active Agency Accreditation		50%	4	2.00
Staff Clinical Licensure		10%	5	0.50
<b>Incentives Total</b>	<b>5.45</b>		<b>24</b>	<b>4.61</b>
Maximum total combined incentive credit allowed is 10 points.			<b>Incentives Awarded</b>	<b>4.61</b>

\*Performance calculation descriptions can be found in the FY 2018 RBWO PBP Measurements and Standards Guide.

**Child Protective Services Investigations and Dispositions**

The following investigations data, which is not used for scoring but is considered significant to a provider's performance, is from Georgia SHINES and is not considered final or complete until the end of the fiscal year.

Total Reports:	0
Number Screened In:	0
Number Screened Out:	0
Number Substantiated:	0
Number Unsubstantiated:	0
Number Active CPS Investigations:	0



DHS, DFCS, Office of Provider Management  
**Performance-Based Placement Measures**  
**RBWO Provider GA+SCORECARD - CPA**  
Report Quarter: Q4 FY2018



**Provider/Program Name: Bethany Christian Services - Atlanta (573) - CPA**

6645 Peachtree Dunwoody Road, Atlanta, GA 30328

Phone: 770-455-7111

Vendor ID# 35249

**Quarterly Scores (Grades)**

**Current Quarter Score (Grade)**

Q1: 94.52 (A)

Q2: 95.96 (A)

**94.76%**

Q3: 94.86 (A)

Q4: 94.76 (A)

**(A)**

# New Foster Homes During Quarter: 6

# Children in Care During Quarter: 112

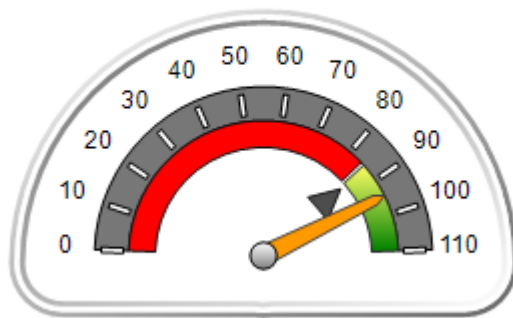
# Placements During Quarter: 115

# Children in Care On Last Day: 82

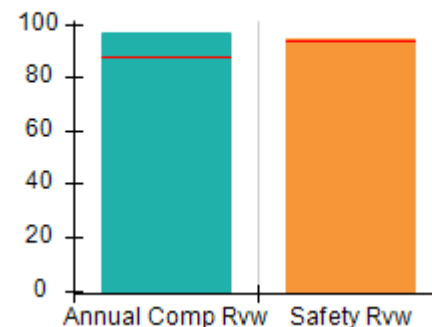
**Quarterly Provider Comparisons to All CPAs**

▼ — indicates average for all CPAs

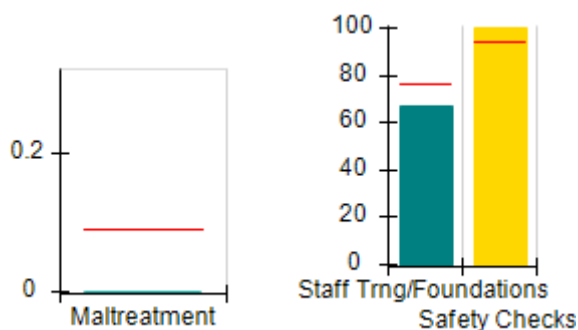
**Overall Score (%)**



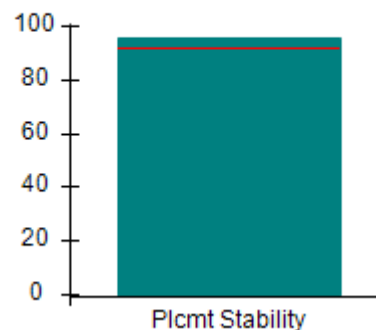
**OPM Monitoring Reviews (%)**



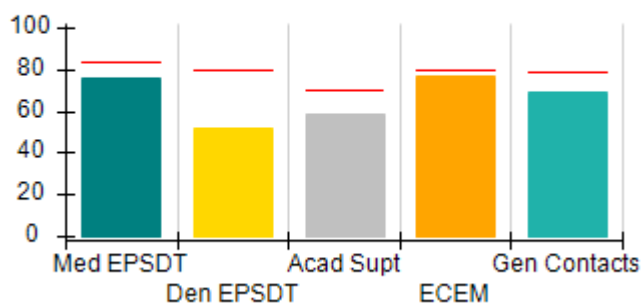
**Safety Outcomes (%)**



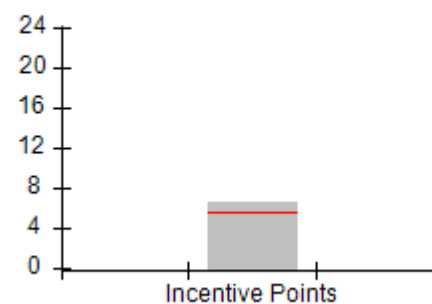
**Permanency Outcomes (%)**



**Well-Being Outcomes (%)**



**Incentives Earned (Points)**





DHS, DFCS, Office of Provider Management  
**Performance-Based Placement Measures**  
**RBWO Provider GA+SCORECARD - CPA**  
 Report Quarter: Q4 FY2018



**Provider/Program Name: Bethany Christian Services - Atlanta (573) - CPA**

6645 Peachtree Dunwoody Road, Atlanta, GA 30328  Phone: 770-455-7111  Vendor ID# 35249		Quarterly Scores (Grades)		Current Quarter Score (Grade)
		Q1: 94.52 (A)	Q2: 95.96 (A)	94.76%
		Q3: 94.86 (A)	Q4: 94.76 (A)	(A)
# New Foster Homes During Quarter: 6		# Children in Care During Quarter: 112	# Placements During Quarter: 115	# Children in Care On Last Day: 82
	Avg Performance All CPAs (%)	Provider Performance (%)*	Possible Points (Weight)	Provider Points Earned
<b>OPM Monitoring Reviews</b>				
Annual Comprehensive Reviews	87%	97%	25	24.22
Safety Reviews	94%	94%	15	14.16
<b>Monitoring Sub-Total</b>			<b>40</b>	<b>38.38</b>
<b>CPA Safety Outcomes</b>				
Incidence of Maltreatment	0.09%	No Substantiated Reports	10	10.00
Staff Training	76%	67%	5	3.35
Staff Safety Checks	94%	100%	5	5.00
<b>Safety Sub-Total</b>			<b>20</b>	<b>18.35</b>
<b>CPA Permanency Outcomes</b>				
Placement Stability	92%	96%	15	14.40
<b>Permanency Sub-Total</b>			<b>15</b>	<b>14.40</b>
<b>CPA Well-Being Outcomes</b>				
EPSDT Medical Visits	84%	76%	4	3.04
EPSDT Dental Visits	80%	52%	4	2.08
Academic Supports	70%	59%	3	1.77
Provider ECEM Visits	80%	77%	7	5.39
Provider General Contacts	78%	69%	7	4.83
Placements with Siblings	65%	59%	Not Scored	Not Scored
Placements within Legal County	17%	0%	Not Scored	Not Scored
<b>Well-Being Sub-Total</b>			<b>25</b>	<b>17.11</b>

\*Performance calculation descriptions can be found in the FY 2018 RBWO PBP Measurements and Standards Guide.

<b>Monitoring &amp; Outcomes: Possible Points = 100</b>		<b>Points Earned: 88.24</b>	
<b>Score Before Incentives Credit</b>			<b>88.24%</b>
<b>Incentives Awarded</b>			<b>6.52 pts</b>
<b>PBP Verification</b>			<b>0.00 pts</b>
<b>Total Score</b>			<b>94.76%</b>



**DHS, DFCS, Office of Provider Management**  
**Performance-Based Placement Measures**  
**RBWO Provider GA+SCORECARD - CPA**  
**Report Quarter: Q4 FY2018**



**Provider/Program Name: Bethany Christian Services - Atlanta (573) - CPA**

# New Foster Homes During Quarter: 6		# Children in Care During Quarter: 112	# Placements During Quarter: 115	# Children in Care On Last Day: 82
CPA Incentive Credits	Avg Performance All CPAs (%)	Provider Performance (%)*	Possible Points (Weight)	Provider Points Earned
Early EPSDT Medical Visits		54%	2	1.08
Early EPSDT Dental Visits		22%	2	0.44
Permanency Contacts		0%	5	0.00
Additional Academic Supports		0%	2	0.00
Foster Hm Retention Rate (threshold = 90)		84%	2	0.00
Foster Hm Recruitment (threshold = 100)		275%	2	2.00
Active Agency Accreditation		50%	4	2.00
Staff Clinical Licensure		20%	5	1.00
<b>Incentives Total</b>	<b>5.45</b>		<b>24</b>	<b>6.52</b>
Maximum total combined incentive credit allowed is 10 points.			<b>Incentives Awarded</b>	<b>6.52</b>

\*Performance calculation descriptions can be found in the FY 2018 RBWO PBP Measurements and Standards Guide.

**Child Protective Services Investigations and Dispositions**

The following investigations data, which is not used for scoring but is considered significant to a provider's performance, is from Georgia SHINES and is not considered final or complete until the end of the fiscal year.

Total Reports:	0
Number Screened In:	0
Number Screened Out:	0
Number Substantiated:	0
Number Unsubstantiated:	0
Number Active CPS Investigations:	0



**DHS, DFCS, Office of Provider Management**  
**Performance-Based Placement Measures**  
**RBWO Provider GA+SCORECARD - CPA**  
**Report Quarter: Q4 FY2018**



**Provider/Program Name: Bethany Christian Services - Bogart (5215) - CPA**

**188 Ben Burton Circle, Bogart, GA 30622**

**Phone: 706-395-7034**

**Vendor ID# 135987**

**Quarterly Scores (Grades)**

**Q1: 83.40 (B-)**

**Q2: 95.83 (A)**

**Q3: 93.78 (A-)**

**Q4: 85.70 (B)**

**Current Quarter Score (Grade)**

**85.70%**

**(B)**

# New Foster Homes During Quarter: 4

# Children in Care During Quarter: 103

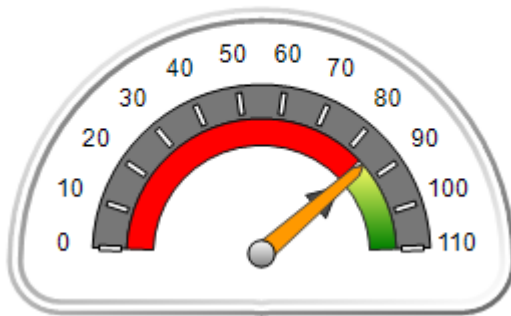
# Placements During Quarter: 104

# Children in Care On Last Day: 74

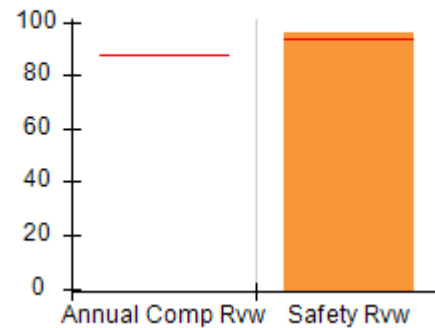
**Quarterly Provider Comparisons to All CPAs**

▼ — indicates average for all CPAs

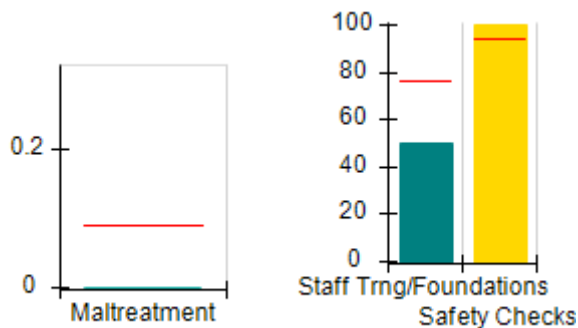
**Overall Score (%)**



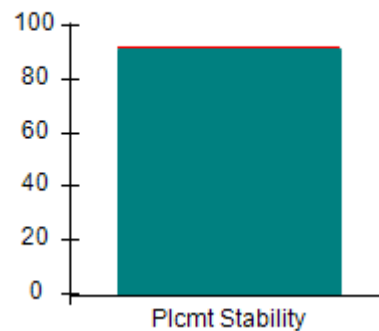
**OPM Monitoring Reviews (%)**



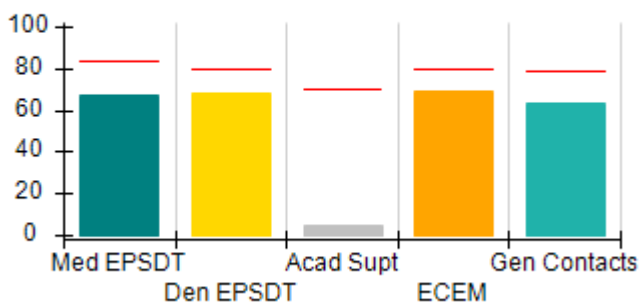
**Safety Outcomes (%)**



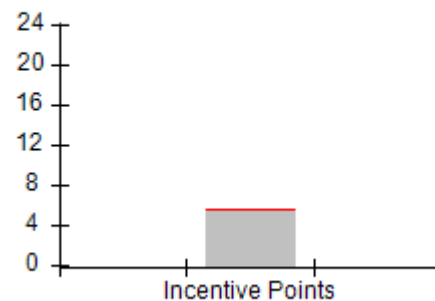
**Permanency Outcomes (%)**



**Well-Being Outcomes (%)**



**Incentives Earned (Points)**





DHS, DFCS, Office of Provider Management  
**Performance-Based Placement Measures**  
**RBWO Provider GA+SCORECARD - CPA**  
 Report Quarter: Q4 FY2018



**Provider/Program Name: Bethany Christian Services - Bogart (5215) - CPA**

188 Ben Burton Circle, Bogart, GA 30622  Phone: 706-395-7034  Vendor ID# 135987		Quarterly Scores (Grades)		Current Quarter Score (Grade)
		Q1: 83.40 (B-)	Q2: 95.83 (A)	85.70%
		Q3: 93.78 (A-)	Q4: 85.70 (B)	(B)
# New Foster Homes During Quarter: 4		# Children in Care During Quarter: 103	# Placements During Quarter: 104	# Children in Care On Last Day: 74
	Avg Performance All CPAs (%)	Provider Performance (%)*	Possible Points (Weight)	Provider Points Earned
<b>OPM Monitoring Reviews</b>				
Annual Comprehensive Reviews	87%	Not Yet Conducted		
Safety Reviews	94%	96%	15	14.39
<b>Monitoring Sub-Total</b>			<b>15</b>	<b>14.39</b>
<b>CPA Safety Outcomes</b>				
Incidence of Maltreatment	0.09%	No Substantiated Reports	10	10.00
Staff Training	76%	50%	5	2.50
Staff Safety Checks	94%	100%	5	5.00
<b>Safety Sub-Total</b>			<b>20</b>	<b>17.50</b>
<b>CPA Permanency Outcomes</b>				
Placement Stability	92%	91%	15	13.65
<b>Permanency Sub-Total</b>			<b>15</b>	<b>13.65</b>
<b>CPA Well-Being Outcomes</b>				
EPSDT Medical Visits	84%	67%	4	2.68
EPSDT Dental Visits	80%	68%	4	2.72
Academic Supports	70%	5%	3	0.15
Provider ECEM Visits	80%	69%	7	4.83
Provider General Contacts	78%	63%	7	4.41
Placements with Siblings	65%	85%	Not Scored	Not Scored
Placements within Legal County	17%	19%	Not Scored	Not Scored
<b>Well-Being Sub-Total</b>			<b>25</b>	<b>14.79</b>

\*Performance calculation descriptions can be found in the FY 2018 RBWO PBP Measurements and Standards Guide.

<b>Monitoring &amp; Outcomes: Possible Points = 75</b>		<b>Points Earned: 60.33</b>	
<b>Score Before Incentives Credit</b>			<b>80.44%</b>
<b>Incentives Awarded</b>			<b>5.26 pts</b>
<b>PBP Verification</b>			<b>0.00 pts</b>
<b>Total Score</b>			<b>85.70%</b>





**DHS, DFCS, Office of Provider Management**  
**Performance-Based Placement Measures**  
**RBWO Provider GA+SCORECARD - CPA**  
**Report Quarter: Q4 FY2018**



**Provider/Program Name: Bethany Christian Services - Bogart (5215) - CPA**

# New Foster Homes During Quarter: 4		# Children in Care During Quarter: 103	# Placements During Quarter: 104	# Children in Care On Last Day: 74
CPA Incentive Credits	Avg Performance All CPAs (%)	Provider Performance (%)*	Possible Points (Weight)	Provider Points Earned
Early EPSDT Medical Visits		25%	2	0.50
Early EPSDT Dental Visits		13%	2	0.26
Permanency Contacts		0%	5	0.00
Additional Academic Supports		0%	2	0.00
Foster Hm Retention Rate (threshold = 90)		88%	2	0.00
Foster Hm Recruitment (threshold = 100)		200%	2	2.00
Active Agency Accreditation		50%	4	2.00
Staff Clinical Licensure		10%	5	0.50
<b>Incentives Total</b>	<b>5.45</b>		<b>24</b>	<b>5.26</b>
Maximum total combined incentive credit allowed is 10 points.			<b>Incentives Awarded</b>	<b>5.26</b>

\*Performance calculation descriptions can be found in the FY 2018 RBWO PBP Measurements and Standards Guide.

**Child Protective Services Investigations and Dispositions**

The following investigations data, which is not used for scoring but is considered significant to a provider's performance, is from Georgia SHINES and is not considered final or complete until the end of the fiscal year.

Total Reports:	1
Number Screened In:	0
Number Screened Out:	1
Number Substantiated:	0
Number Unsubstantiated:	2
Number Active CPS Investigations:	-2



**DHS, DFCS, Office of Provider Management**  
**Performance-Based Placement Measures**  
**RBWO Provider GA+SCORECARD - CPA**  
**Report Quarter: Q4 FY2018**



**Provider/Program Name: Bethany Christian Services - Columbus (574) - CPA**

**3907 Macon Road, Columbus, GA 31907**

**Phone: 770-455-7111**

**Vendor ID# 35248**

**Quarterly Scores (Grades)**

**Current Quarter Score (Grade)**

**Q1: 95.87 (A)**

**Q2: 99.89 (A+)**

**87.95%**

**Q3: 98.74 (A+)**

**Q4: 87.95 (B+)**

**(B+)**

# New Foster Homes During Quarter: 0

# Children in Care During Quarter: 9

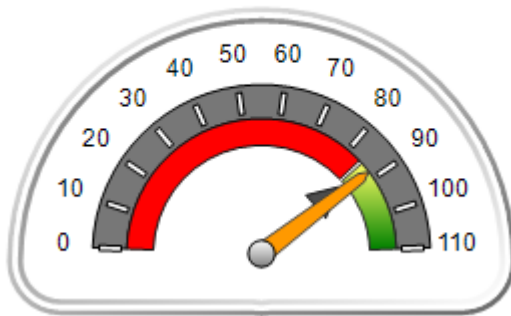
# Placements During Quarter: 9

# Children in Care On Last Day: 6

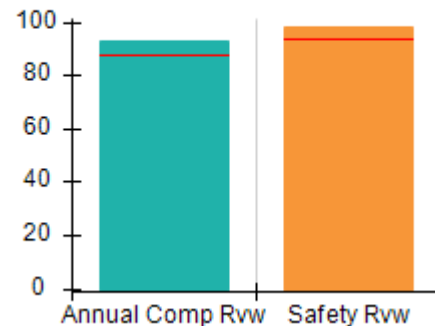
**Quarterly Provider Comparisons to All CPAs**

▼ — indicates average for all CPAs

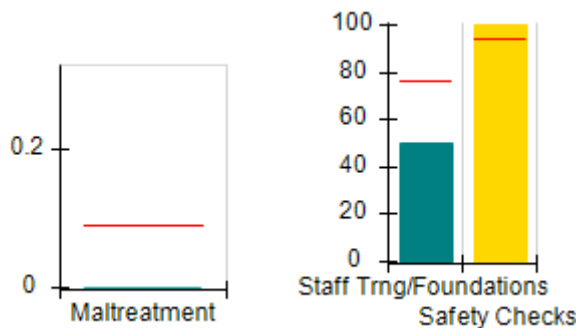
**Overall Score (%)**



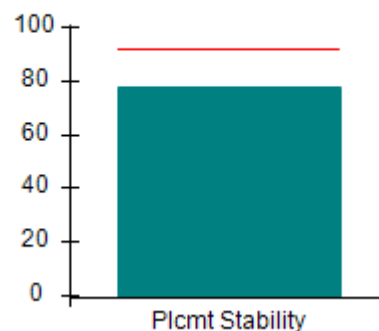
**OPM Monitoring Reviews (%)**



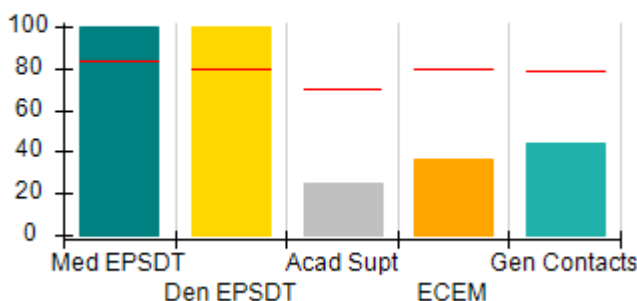
**Safety Outcomes (%)**



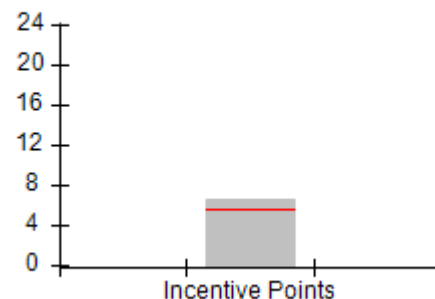
**Permanency Outcomes (%)**



**Well-Being Outcomes (%)**



**Incentives Earned (Points)**





DHS, DFCS, Office of Provider Management  
**Performance-Based Placement Measures**  
**RBWO Provider GA+SCORECARD - CPA**  
 Report Quarter: Q4 FY2018



**Provider/Program Name: Bethany Christian Services - Columbus (574) - CPA**

<b>3907 Macon Road, Columbus, GA 31907</b>  <b>Phone: 770-455-7111</b>  <b>Vendor ID# 35248</b>	<b>Quarterly Scores (Grades)</b>		<b>Current Quarter Score (Grade)</b>
	<b>Q1: 95.87 (A)</b>	<b>Q2: 99.89 (A+)</b>	<b>87.95%</b>
	<b>Q3: 98.74 (A+)</b>	<b>Q4: 87.95 (B+)</b>	<b>(B+)</b>

# New Foster Homes During Quarter: 0	# Children in Care During Quarter: 9	# Placements During Quarter: 9	# Children in Care On Last Day: 6
--------------------------------------	--------------------------------------	--------------------------------	-----------------------------------

	<b>Avg Performance All CPAs (%)</b>	<b>Provider Performance (%)*</b>	<b>Possible Points (Weight)</b>	<b>Provider Points Earned</b>
--	-------------------------------------	----------------------------------	---------------------------------	-------------------------------

**OPM Monitoring Reviews**

Annual Comprehensive Reviews	87%	93%	25	23.17
Safety Reviews	94%	98%	15	14.67
<b>Monitoring Sub-Total</b>			<b>40</b>	<b>37.83</b>

**CPA Safety Outcomes**

Incidence of Maltreatment	0.09%	No Substantiated Reports	10	10.00
Staff Training	76%	50%	5	2.50
Staff Safety Checks	94%	100%	5	5.00
<b>Safety Sub-Total</b>			<b>20</b>	<b>17.50</b>

**CPA Permanency Outcomes**

Placement Stability	92%	78%	15	11.70
<b>Permanency Sub-Total</b>			<b>15</b>	<b>11.70</b>

**CPA Well-Being Outcomes**

EPSDT Medical Visits	84%	100%	4	4.00
EPSDT Dental Visits	80%	100%	4	4.00
Academic Supports	70%	25%	3	0.75
Provider ECEM Visits	80%	37%	7	2.59
Provider General Contacts	78%	44%	7	3.08
Placements with Siblings	65%	100%	Not Scored	Not Scored
Placements within Legal County	17%	0%	Not Scored	Not Scored
<b>Well-Being Sub-Total</b>			<b>25</b>	<b>14.42</b>

\*Performance calculation descriptions can be found in the FY 2018 RBWO PBP Measurements and Standards Guide.

<b>Monitoring &amp; Outcomes: Possible Points = 100</b>	<b>Points Earned: 81.45</b>
<b>Score Before Incentives Credit</b>	<b>81.45%</b>
<b>Incentives Awarded</b>	<b>6.50 pts</b>
<b>PBP Verification</b>	<b>0.00 pts</b>
<b>Total Score</b>	<b>87.95%</b>



DHS, DFCS, Office of Provider Management  
**Performance-Based Placement Measures**  
**RBWO Provider GA+SCORECARD - CPA**  
Report Quarter: Q4 FY2018



**Provider/Program Name: Bethany Christian Services - Columbus (574) - CPA**

# New Foster Homes During Quarter: 0		# Children in Care During Quarter: 9	# Placements During Quarter: 9	# Children in Care On Last Day: 6
CPA Incentive Credits	Avg Performance All CPAs (%)	Provider Performance (%)*	Possible Points (Weight)	Provider Points Earned
Early EPSDT Medical Visits		100%	2	2.00
Early EPSDT Dental Visits		Not Eligible	2	
Permanency Contacts		0%	5	0.00
Additional Academic Supports		0%	2	0.00
Foster Hm Retention Rate (threshold = 90)		100%	2	2.00
Foster Hm Recruitment (threshold = 100)		0%	2	0.00
Active Agency Accreditation		50%	4	2.00
Staff Clinical Licensure		10%	5	0.50
<b>Incentives Total</b>	<b>5.45</b>		<b>24</b>	<b>6.50</b>
Maximum total combined incentive credit allowed is 10 points.			<b>Incentives Awarded</b>	<b>6.50</b>

\*Performance calculation descriptions can be found in the FY 2018 RBWO PBP Measurements and Standards Guide.

**Child Protective Services Investigations and Dispositions**

The following investigations data, which is not used for scoring but is considered significant to a provider's performance, is from Georgia SHINES and is not considered final or complete until the end of the fiscal year.

Total Reports:	0
Number Screened In:	0
Number Screened Out:	0
Number Substantiated:	0
Number Unsubstantiated:	0
Number Active CPS Investigations:	0



DHS, DFCS, Office of Provider Management  
**Performance-Based Placement Measures**  
**RBWO Provider GA+SCORECARD - CPA**



Report Quarter: Q4 FY2018

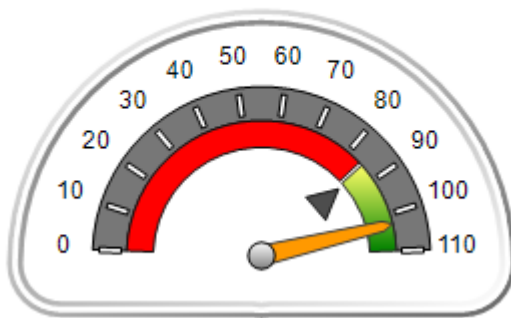
**Provider/Program Name: Bloom Our Youth - (5208) - CPA**

150 Marquis Dr, Fayetteville, GA 30214 Phone: 770-461-7020 Vendor ID# 133541	Quarterly Scores (Grades)		Current Quarter Score (Grade)
	Q1: 99.37 (A+)	Q2: 102.76 (A+)	<b>102.77%</b> <b>(A+)</b>
	Q3: 101.87 (A+)	Q4: 102.77 (A+)	
# New Foster Homes During Quarter: 5	# Children in Care During Quarter: 62	# Placements During Quarter: 63	# Children in Care On Last Day: 53

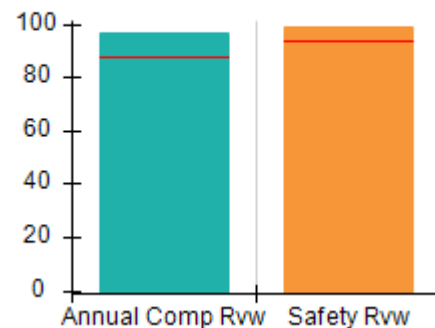
**Quarterly Provider Comparisons to All CPAs**

— indicates average for all CPAs

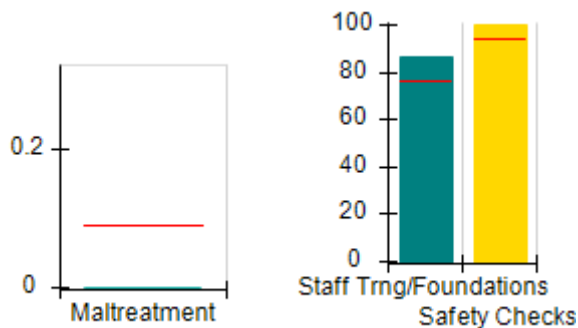
Overall Score (%)



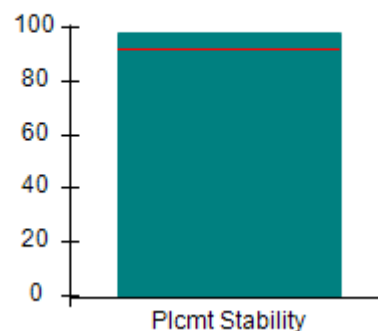
OPM Monitoring Reviews (%)



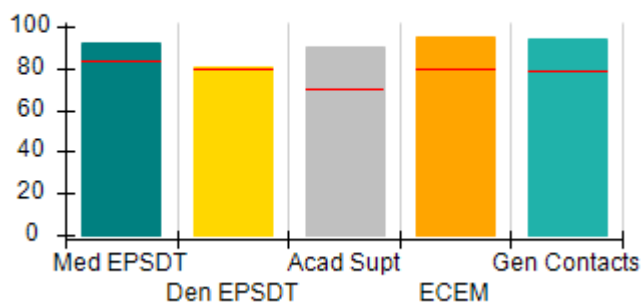
Safety Outcomes (%)



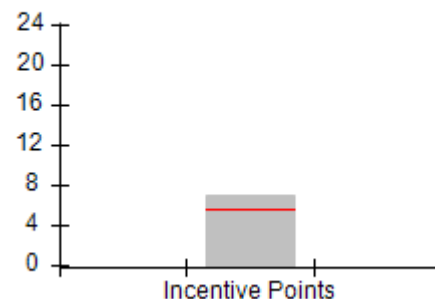
Permanency Outcomes (%)



Well-Being Outcomes (%)



Incentives Earned (Points)





DHS, DFCS, Office of Provider Management  
**Performance-Based Placement Measures**  
**RBWO Provider GA+SCORECARD - CPA**  
 Report Quarter: Q4 FY2018



**Provider/Program Name: Bloom Our Youth - (5208) - CPA**

150 Marquis Dr, Fayetteville, GA 30214  Phone: 770-461-7020  Vendor ID# 133541		Quarterly Scores (Grades)		Current Quarter Score (Grade)
		Q1: 99.37 (A+)	Q2: 102.76 (A+)	102.77% (A+)
		Q3: 101.87 (A+)	Q4: 102.77 (A+)	
# New Foster Homes During Quarter: 5		# Children in Care During Quarter: 62	# Placements During Quarter: 63	# Children in Care On Last Day: 53
	Avg Performance All CPAs (%)	Provider Performance (%)*	Possible Points (Weight)	Provider Points Earned
<b>OPM Monitoring Reviews</b>				
Annual Comprehensive Reviews	87%	97%	25	24.16
Safety Reviews	94%	99%	15	14.80
<b>Monitoring Sub-Total</b>			<b>40</b>	<b>38.96</b>
<b>CPA Safety Outcomes</b>				
Incidence of Maltreatment	0.09%	No Substantiated Reports	10	10.00
Staff Training	76%	86%	5	4.30
Staff Safety Checks	94%	100%	5	5.00
<b>Safety Sub-Total</b>			<b>20</b>	<b>19.30</b>
<b>CPA Permanency Outcomes</b>				
Placement Stability	92%	98%	15	14.70
<b>Permanency Sub-Total</b>			<b>15</b>	<b>14.70</b>
<b>CPA Well-Being Outcomes</b>				
EPSDT Medical Visits	84%	92%	4	3.68
EPSDT Dental Visits	80%	81%	4	3.24
Academic Supports	70%	90%	3	2.70
Provider ECEM Visits	80%	95%	7	6.65
Provider General Contacts	78%	94%	7	6.58
Placements with Siblings	65%	89%	Not Scored	Not Scored
Placements within Legal County	17%	13%	Not Scored	Not Scored
<b>Well-Being Sub-Total</b>			<b>25</b>	<b>22.85</b>

\*Performance calculation descriptions can be found in the FY 2018 RBWO PBP Measurements and Standards Guide.

<b>Monitoring &amp; Outcomes: Possible Points = 100</b>	<b>Points Earned: 95.81</b>
<b>Score Before Incentives Credit</b>	<b>95.81%</b>
<b>Incentives Awarded</b>	<b>6.96 pts</b>
<b>PBP Verification</b>	<b>N/A pts</b>
<b>Total Score</b>	<b>102.77%</b>



**DHS, DFCS, Office of Provider Management**  
**Performance-Based Placement Measures**  
**RBWO Provider GA+SCORECARD - CPA**  
**Report Quarter: Q4 FY2018**



**Provider/Program Name: Bloom Our Youth - (5208) - CPA**

# New Foster Homes During Quarter: 5		# Children in Care During Quarter: 62	# Placements During Quarter: 63	# Children in Care On Last Day: 53
CPA Incentive Credits	Avg Performance All CPAs (%)	Provider Performance (%)*	Possible Points (Weight)	Provider Points Earned
Early EPSDT Medical Visits		100%	2	2.00
Early EPSDT Dental Visits		33%	2	0.66
Permanency Contacts		None Planned	5	
Additional Academic Supports		90%	2	1.80
Foster Hm Retention Rate (threshold = 90)		84%	2	0.00
Foster Hm Recruitment (threshold = 100)		125%	2	2.00
Active Agency Accreditation		0%	4	0.00
Staff Clinical Licensure		10%	5	0.50
<b>Incentives Total</b>	<b>5.45</b>		<b>24</b>	<b>6.96</b>
Maximum total combined incentive credit allowed is 10 points.			<b>Incentives Awarded</b>	<b>6.96</b>

\*Performance calculation descriptions can be found in the FY 2018 RBWO PBP Measurements and Standards Guide.

**Child Protective Services Investigations and Dispositions**

The following investigations data, which is not used for scoring but is considered significant to a provider's performance, is from Georgia SHINES and is not considered final or complete until the end of the fiscal year.

Total Reports:	0
Number Screened In:	0
Number Screened Out:	0
Number Substantiated:	0
Number Unsubstantiated:	0
Number Active CPS Investigations:	0



**DHS, DFCS, Office of Provider Management**  
**Performance-Based Placement Measures**  
**RBWO Provider GA+SCORECARD - CPA**  
**Report Quarter: Q4 FY2018**

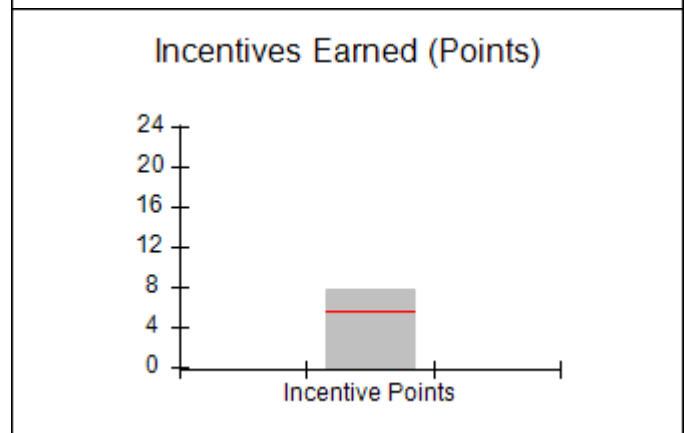
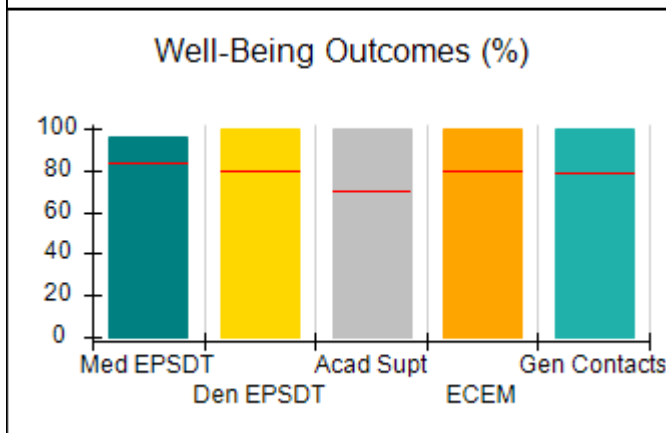
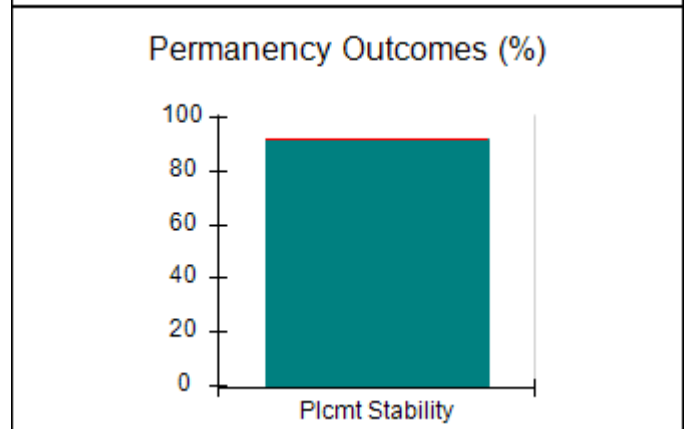
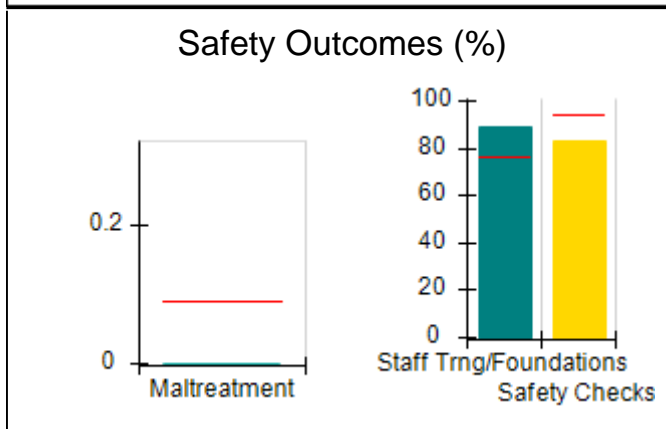
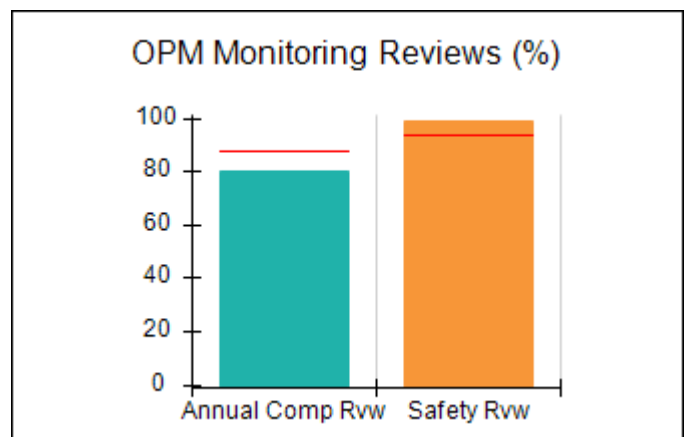
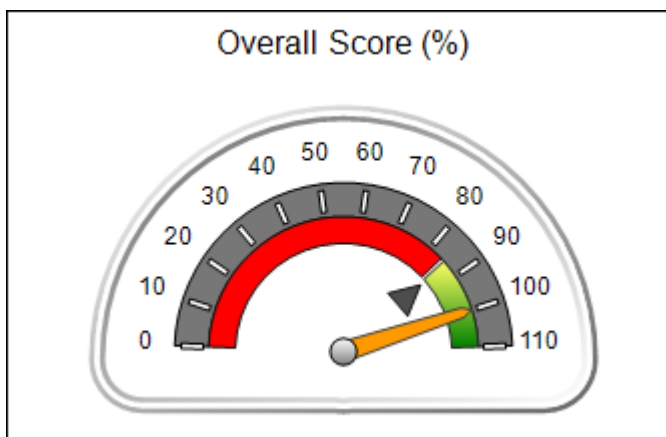


**Provider/Program Name: Care4All Children Services, Inc. - College Park (5206) - CPA**

<b>1651 Phoenix Blvd, College Park, GA 30349</b>  <b>Phone: 678-719-9677</b>  <b>Vendor ID# 133468</b>	Quarterly Scores (Grades)		Current Quarter Score (Grade)
	Q1: 101.39 (A+)	Q2: 101.89 (A+)	<b>99.95%</b> <b>(A+)</b>
	Q3: 101.45 (A+)	Q4: 99.95 (A+)	
# New Foster Homes During Quarter: 3	# Children in Care During Quarter: 36	# Placements During Quarter: 36	# Children in Care On Last Day: 20

**Quarterly Provider Comparisons to All CPAs**

▼ — indicates average for all CPAs







DHS, DFCS, Office of Provider Management  
**Performance-Based Placement Measures**  
**RBWO Provider GA+SCORECARD - CPA**  
 Report Quarter: Q4 FY2018



**Provider/Program Name: Care4All Children Services, Inc. - College Park (5206) - CPA**

1651 Phoenix Blvd, College Park, GA 30349  Phone: 678-719-9677  Vendor ID# 133468	Quarterly Scores (Grades)		Current Quarter Score (Grade)
	Q1: 101.39 (A+)	Q2: 101.89 (A+)	99.95%
	Q3: 101.45 (A+)	Q4: 99.95 (A+)	(A+)

# New Foster Homes During Quarter: 3	# Children in Care During Quarter: 36	# Placements During Quarter: 36	# Children in Care On Last Day: 20
--------------------------------------	---------------------------------------	---------------------------------	------------------------------------

	Avg Performance All CPAs (%)	Provider Performance (%)*	Possible Points (Weight)	Provider Points Earned
--	------------------------------	---------------------------	--------------------------	------------------------

**OPM Monitoring Reviews**

Annual Comprehensive Reviews	87%	80%	25	20.09
Safety Reviews	94%	99%	15	14.79
<b>Monitoring Sub-Total</b>			<b>40</b>	<b>34.87</b>

**CPA Safety Outcomes**

Incidence of Maltreatment	0.09%	No Substantiated Reports	10	10.00
Staff Training	76%	89%	5	4.45
Staff Safety Checks	94%	83%	5	4.15
<b>Safety Sub-Total</b>			<b>20</b>	<b>18.60</b>

**CPA Permanency Outcomes**

Placement Stability	92%	92%	15	13.80
<b>Permanency Sub-Total</b>			<b>15</b>	<b>13.80</b>

**CPA Well-Being Outcomes**

EPSDT Medical Visits	84%	96%	4	3.84
EPSDT Dental Visits	80%	100%	4	4.00
Academic Supports	70%	100%	3	3.00
Provider ECEM Visits	80%	100%	7	7.00
Provider General Contacts	78%	100%	7	7.00
Placements with Siblings	65%	56%	Not Scored	Not Scored
Placements within Legal County	17%	24%	Not Scored	Not Scored
<b>Well-Being Sub-Total</b>			<b>25</b>	<b>24.84</b>

\*Performance calculation descriptions can be found in the FY 2018 RBWO PBP Measurements and Standards Guide.

<b>Monitoring &amp; Outcomes: Possible Points = 100</b>	<b>Points Earned: 92.11</b>
<b>Score Before Incentives Credit</b>	<b>92.11%</b>
<b>Incentives Awarded</b>	<b>7.84 pts</b>
<b>PBP Verification</b>	<b>N/A pts</b>
<b>Total Score</b>	<b>99.95%</b>



**DHS, DFCS, Office of Provider Management**  
**Performance-Based Placement Measures**  
**RBWO Provider GA+SCORECARD - CPA**  
**Report Quarter: Q4 FY2018**



**Provider/Program Name: Care4All Children Services, Inc. - College Park (5206) - CPA**

# New Foster Homes During Quarter: 3		# Children in Care During Quarter: 36	# Placements During Quarter: 36	# Children in Care On Last Day: 20
CPA Incentive Credits	Avg Performance All CPAs (%)	Provider Performance (%)*	Possible Points (Weight)	Provider Points Earned
Early EPSDT Medical Visits		100%	2	2.00
Early EPSDT Dental Visits		92%	2	1.84
Permanency Contacts		None Planned	5	
Additional Academic Supports		100%	2	2.00
Foster Hm Retention Rate (threshold = 90)		78%	2	0.00
Foster Hm Recruitment (threshold = 100)		100%	2	2.00
Active Agency Accreditation		0%	4	0.00
Staff Clinical Licensure		0%	5	0.00
<b>Incentives Total</b>	<b>5.45</b>		<b>24</b>	<b>7.84</b>
Maximum total combined incentive credit allowed is 10 points.			<b>Incentives Awarded</b>	<b>7.84</b>

\*Performance calculation descriptions can be found in the FY 2018 RBWO PBP Measurements and Standards Guide.

**Child Protective Services Investigations and Dispositions**

The following investigations data, which is not used for scoring but is considered significant to a provider's performance, is from Georgia SHINES and is not considered final or complete until the end of the fiscal year.

Total Reports:	2
Number Screened In:	1
Number Screened Out:	1
Number Substantiated:	0
Number Unsubstantiated:	1
Number Active CPS Investigations:	0



DHS, DFCS, Office of Provider Management  
**Performance-Based Placement Measures**  
**RBWO Provider GA+SCORECARD - CPA**  
Report Quarter: Q4 FY2018



**Provider/Program Name: Care4All Children Services, Inc. - Lawrenceville (5147) - CPA**

1174 McKendree Church Rd , Lawrenceville,  
GA 30043

Phone: 678-719-9677

Vendor ID# 115381

**Quarterly Scores (Grades)**

**Current Quarter Score  
(Grade)**

Q1: 98.11 (A+)

Q2: 98.26 (A+)

**98.58%**

Q3: 97.08 (A+)

Q4: 98.58 (A+)

**(A+)**

# New Foster Homes During Quarter: 2

# Children in Care During  
Quarter: 69

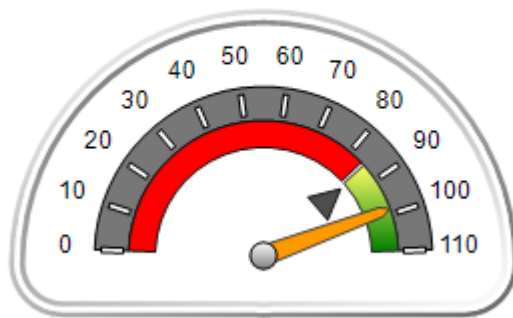
# Placements During  
Quarter: 69

# Children in Care On Last  
Day: 52

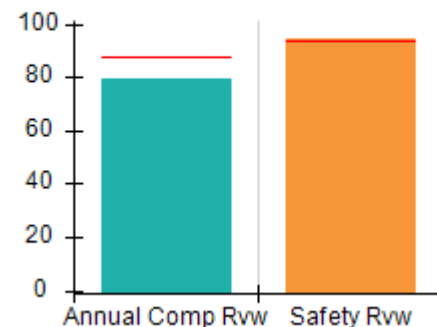
**Quarterly Provider Comparisons to All CPAs**

▼ — indicates average for all CPAs

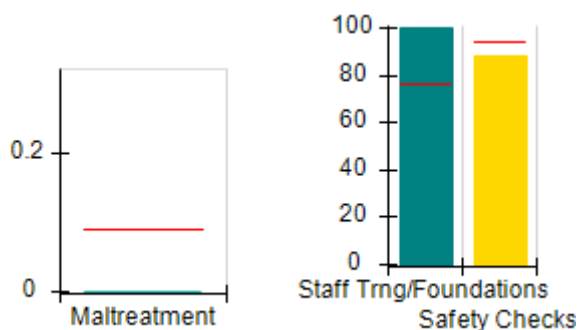
**Overall Score (%)**



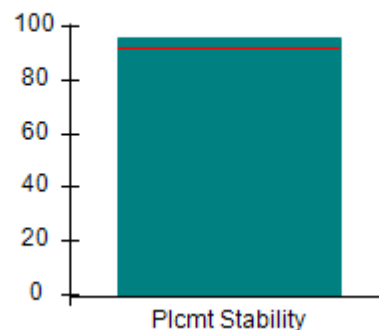
**OPM Monitoring Reviews (%)**



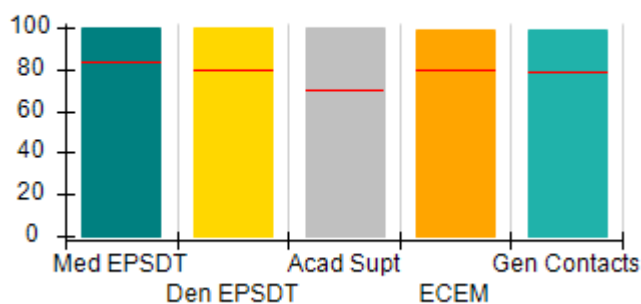
**Safety Outcomes (%)**



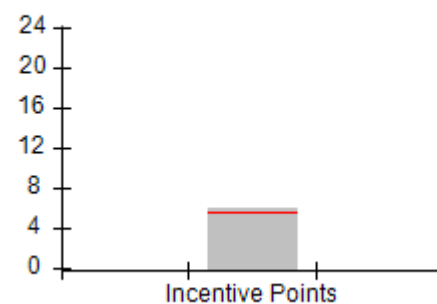
**Permanency Outcomes (%)**



**Well-Being Outcomes (%)**



**Incentives Earned (Points)**





DHS, DFCS, Office of Provider Management  
**Performance-Based Placement Measures**  
**RBWO Provider GA+SCORECARD - CPA**  
 Report Quarter: Q4 FY2018



**Provider/Program Name: Care4All Children Services, Inc. - Lawrenceville (5147) - CPA**

1174 McKendree Church Rd , Lawrenceville, GA 30043

Phone: 678-719-9677

Vendor ID# 115381

Quarterly Scores (Grades)		Current Quarter Score (Grade)
Q1: 98.11 (A+)	Q2: 98.26 (A+)	98.58% (A+)
Q3: 97.08 (A+)	Q4: 98.58 (A+)	

# New Foster Homes During Quarter: 2	# Children in Care During Quarter: 69	# Placements During Quarter: 69	# Children in Care On Last Day: 52
--------------------------------------	---------------------------------------	---------------------------------	------------------------------------

	Avg Performance All CPAs (%)	Provider Performance (%)*	Possible Points (Weight)	Provider Points Earned
--	------------------------------	---------------------------	--------------------------	------------------------

**OPM Monitoring Reviews**

Annual Comprehensive Reviews	87%	79%	25	19.76
Safety Reviews	94%	94%	15	14.17
<b>Monitoring Sub-Total</b>			<b>40</b>	<b>33.92</b>

**CPA Safety Outcomes**

Incidence of Maltreatment	0.09%	No Substantiated Reports	10	10.00
Staff Training	76%	100%	5	5.00
Staff Safety Checks	94%	88%	5	4.40
<b>Safety Sub-Total</b>			<b>20</b>	<b>19.40</b>

**CPA Permanency Outcomes**

Placement Stability	92%	96%	15	14.40
<b>Permanency Sub-Total</b>			<b>15</b>	<b>14.40</b>

**CPA Well-Being Outcomes**

EPSDT Medical Visits	84%	100%	4	4.00
EPSDT Dental Visits	80%	100%	4	4.00
Academic Supports	70%	100%	3	3.00
Provider ECEM Visits	80%	99%	7	6.93
Provider General Contacts	78%	99%	7	6.93
Placements with Siblings	65%	70%	Not Scored	Not Scored
Placements within Legal County	17%	0%	Not Scored	Not Scored
<b>Well-Being Sub-Total</b>			<b>25</b>	<b>24.86</b>

\*Performance calculation descriptions can be found in the FY 2018 RBWO PBP Measurements and Standards Guide.

<b>Monitoring &amp; Outcomes: Possible Points = 100</b>	<b>Points Earned: 92.58</b>
<b>Score Before Incentives Credit</b>	<b>92.58%</b>
<b>Incentives Awarded</b>	<b>6.00 pts</b>
<b>PBP Verification</b>	<b>N/A pts</b>
<b>Total Score</b>	<b>98.58%</b>



**DHS, DFCS, Office of Provider Management**  
**Performance-Based Placement Measures**  
**RBWO Provider GA+SCORECARD - CPA**  
**Report Quarter: Q4 FY2018**



**Provider/Program Name: Care4All Children Services, Inc. - Lawrenceville (5147) - CPA**

# New Foster Homes During Quarter: 2		# Children in Care During Quarter: 69	# Placements During Quarter: 69	# Children in Care On Last Day: 52
CPA Incentive Credits	Avg Performance All CPAs (%)	Provider Performance (%)*	Possible Points (Weight)	Provider Points Earned
Early EPSDT Medical Visits		100%	2	2.00
Early EPSDT Dental Visits		100%	2	2.00
Permanency Contacts		None Planned	5	
Additional Academic Supports		100%	2	2.00
Foster Hm Retention Rate (threshold = 90)		89%	2	0.00
Foster Hm Recruitment (threshold = 100)		50%	2	0.00
Active Agency Accreditation		0%	4	0.00
Staff Clinical Licensure		0%	5	0.00
<b>Incentives Total</b>	<b>5.45</b>		<b>24</b>	<b>6.00</b>
Maximum total combined incentive credit allowed is 10 points.			<b>Incentives Awarded</b>	<b>6.00</b>

\*Performance calculation descriptions can be found in the FY 2018 RBWO PBP Measurements and Standards Guide.

**Child Protective Services Investigations and Dispositions**

The following investigations data, which is not used for scoring but is considered significant to a provider's performance, is from Georgia SHINES and is not considered final or complete until the end of the fiscal year.

Total Reports:	2
Number Screened In:	1
Number Screened Out:	1
Number Substantiated:	0
Number Unsubstantiated:	5
Number Active CPS Investigations:	-4



**DHS, DFCS, Office of Provider Management**  
**Performance-Based Placement Measures**  
**RBWO Provider GA+SCORECARD - CPA**  
**Report Quarter: Q4 FY2018**

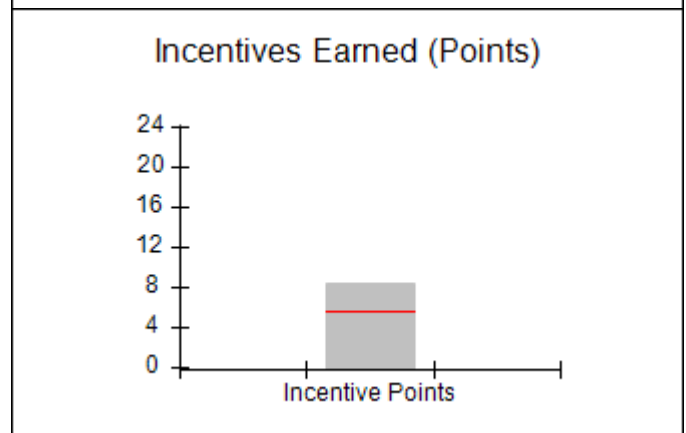
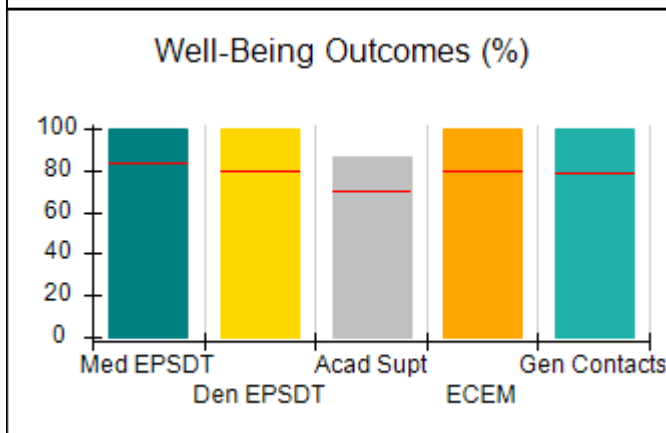
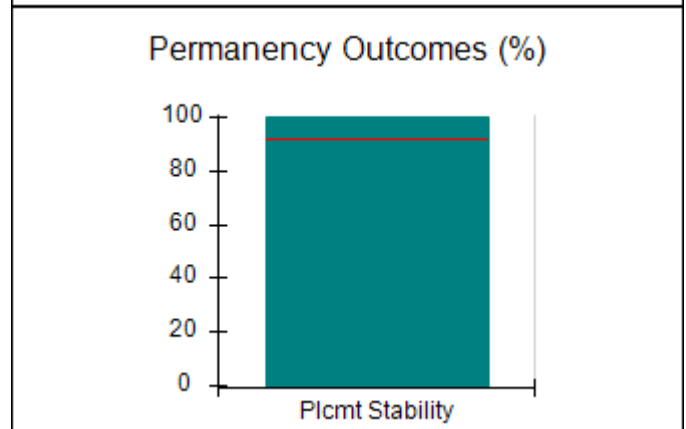
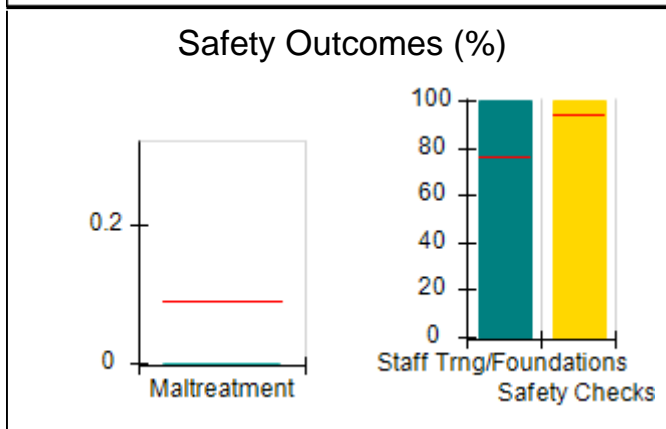
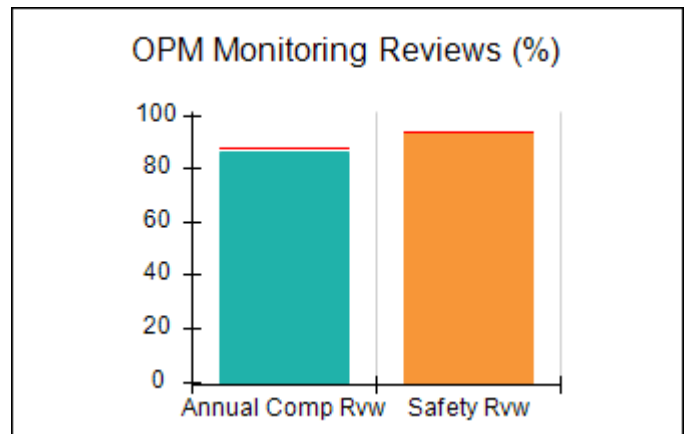
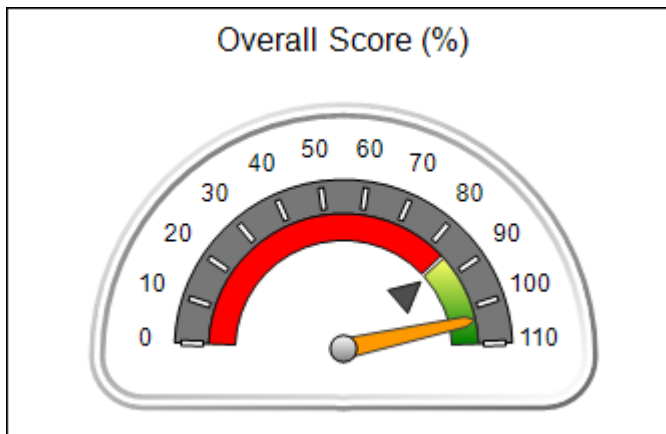


**Provider/Program Name: Centerstone of Tennessee - (5203) - CPA**

<b>206 West Hawthorne Street, Dalton, GA 30720</b>  <b>Phone: 706-618-7784</b>  <b>Vendor ID# 132186</b>	Quarterly Scores (Grades)		Current Quarter Score (Grade)
	Q1: 101.32 (A+)	Q2: 102.63 (A+)	<b>103.52%</b>  <b>(A+)</b>
	Q3: 102.47 (A+)	Q4: 103.52 (A+)	
# New Foster Homes During Quarter: 1	# Children in Care During Quarter: 8	# Placements During Quarter: 8	# Children in Care On Last Day: 6

**Quarterly Provider Comparisons to All CPAs**

▼ — indicates average for all CPAs





DHS, DFCS, Office of Provider Management  
**Performance-Based Placement Measures**  
**RBWO Provider GA+SCORECARD - CPA**  
 Report Quarter: Q4 FY2018



**Provider/Program Name: Centerstone of Tennessee - (5203) - CPA**

206 West Hawthorne Street, Dalton, GA 30720  Phone: 706-618-7784  Vendor ID# 132186		Quarterly Scores (Grades)		Current Quarter Score (Grade)
		Q1: 101.32 (A+)	Q2: 102.63 (A+)	103.52% (A+)
		Q3: 102.47 (A+)	Q4: 103.52 (A+)	
# New Foster Homes During Quarter: 1		# Children in Care During Quarter: 8	# Placements During Quarter: 8	# Children in Care On Last Day: 6
	Avg Performance All CPAs (%)	Provider Performance (%)*	Possible Points (Weight)	Provider Points Earned
<b>OPM Monitoring Reviews</b>				
Annual Comprehensive Reviews	87%	86%	25	21.60
Safety Reviews	94%	94%	15	14.06
<b>Monitoring Sub-Total</b>			<b>40</b>	<b>35.66</b>
<b>CPA Safety Outcomes</b>				
Incidence of Maltreatment	0.09%	No Substantiated Reports	10	10.00
Staff Training	76%	100%	5	5.00
Staff Safety Checks	94%	100%	5	5.00
<b>Safety Sub-Total</b>			<b>20</b>	<b>20.00</b>
<b>CPA Permanency Outcomes</b>				
Placement Stability	92%	100%	15	15.00
<b>Permanency Sub-Total</b>			<b>15</b>	<b>15.00</b>
<b>CPA Well-Being Outcomes</b>				
EPSDT Medical Visits	84%	100%	4	4.00
EPSDT Dental Visits	80%	100%	4	4.00
Academic Supports	70%	86%	3	2.58
Provider ECEM Visits	80%	100%	7	7.00
Provider General Contacts	78%	100%	7	7.00
Placements with Siblings	65%	40%	Not Scored	Not Scored
Placements within Legal County	17%	0%	Not Scored	Not Scored
<b>Well-Being Sub-Total</b>			<b>25</b>	<b>24.58</b>

\*Performance calculation descriptions can be found in the FY 2018 RBWO PBP Measurements and Standards Guide.

<b>Monitoring &amp; Outcomes: Possible Points = 100</b>	<b>Points Earned: 95.24</b>
<b>Score Before Incentives Credit</b>	<b>95.24%</b>
<b>Incentives Awarded</b>	<b>8.28 pts</b>
<b>PBP Verification</b>	<b>N/A pts</b>
<b>Total Score</b>	<b>103.52%</b>



**DHS, DFCS, Office of Provider Management**  
**Performance-Based Placement Measures**  
**RBWO Provider GA+SCORECARD - CPA**  
**Report Quarter: Q4 FY2018**



**Provider/Program Name: Centerstone of Tennessee - (5203) - CPA**

# New Foster Homes During Quarter: 1		# Children in Care During Quarter: 8	# Placements During Quarter: 8	# Children in Care On Last Day: 6
CPA Incentive Credits	Avg Performance All CPAs (%)	Provider Performance (%)*	Possible Points (Weight)	Provider Points Earned
Early EPSDT Medical Visits		100%	2	2.00
Early EPSDT Dental Visits		100%	2	2.00
Permanency Contacts		None Planned	5	
Additional Academic Supports		14%	2	0.28
Foster Hm Retention Rate (threshold = 90)		100%	2	2.00
Foster Hm Recruitment (threshold = 100)		0%	2	0.00
Active Agency Accreditation		50%	4	2.00
Staff Clinical Licensure		0%	5	0.00
<b>Incentives Total</b>	<b>5.45</b>		<b>24</b>	<b>8.28</b>
Maximum total combined incentive credit allowed is 10 points.			<b>Incentives Awarded</b>	<b>8.28</b>

\*Performance calculation descriptions can be found in the FY 2018 RBWO PBP Measurements and Standards Guide.

**Child Protective Services Investigations and Dispositions**

The following investigations data, which is not used for scoring but is considered significant to a provider's performance, is from Georgia SHINES and is not considered final or complete until the end of the fiscal year.

Total Reports:	0
Number Screened In:	0
Number Screened Out:	0
Number Substantiated:	0
Number Unsubstantiated:	2
Number Active CPS Investigations:	-2





DHS, DFCS, Office of Provider Management  
**Performance-Based Placement Measures**  
**RBWO Provider GA+SCORECARD - CPA**  
Report Quarter: Q4 FY2018



**Provider/Program Name: Childkind, Inc - (583) - CPA**

1990 Lakeside Parkway, Tucker, GA 30084

Phone: 404-248-1980

Vendor ID# 35271

**Quarterly Scores (Grades)**

Q1: 101.25 (A+)

Q2: 103.40 (A+)

Q3: 98.57 (A+)

Q4: 101.26 (A+)

**Current Quarter Score (Grade)**

**101.26%**

**(A+)**

# New Foster Homes During Quarter: 0

# Children in Care During Quarter: 74

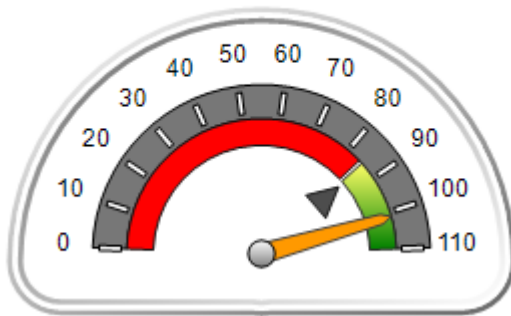
# Placements During Quarter: 74

# Children in Care On Last Day: 65

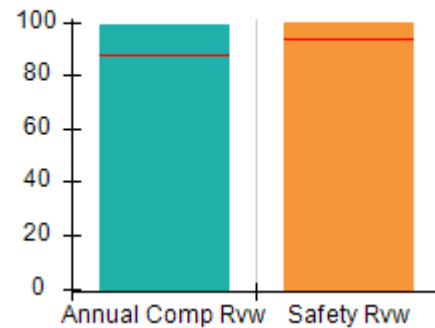
**Quarterly Provider Comparisons to All CPAs**

— indicates average for all CPAs

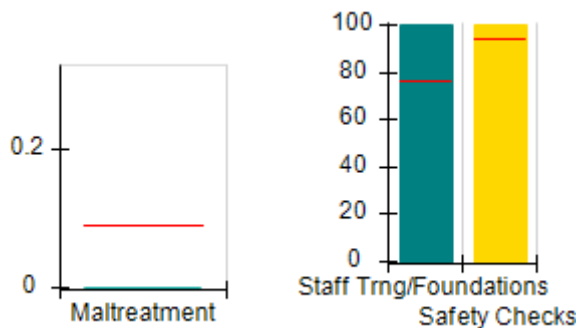
**Overall Score (%)**



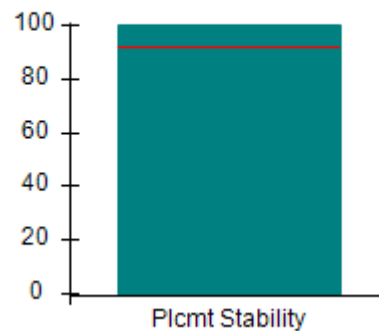
**OPM Monitoring Reviews (%)**



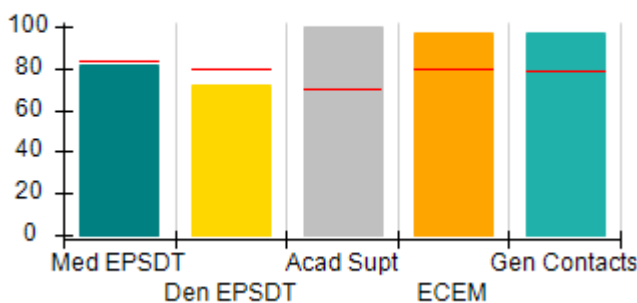
**Safety Outcomes (%)**



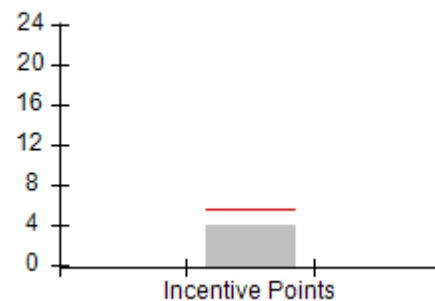
**Permanency Outcomes (%)**



**Well-Being Outcomes (%)**



**Incentives Earned (Points)**





DHS, DFCS, Office of Provider Management  
**Performance-Based Placement Measures**  
**RBWO Provider GA+SCORECARD - CPA**  
 Report Quarter: Q4 FY2018



**Provider/Program Name: Childkind, Inc - (583) - CPA**

1990 Lakeside Parkway, Tucker, GA 30084  Phone: 404-248-1980  Vendor ID# 35271	Quarterly Scores (Grades)		Current Quarter Score (Grade)
	Q1: 101.25 (A+)	Q2: 103.40 (A+)	101.26%
	Q3: 98.57 (A+)	Q4: 101.26 (A+)	(A+)

# New Foster Homes During Quarter: 0	# Children in Care During Quarter: 74	# Placements During Quarter: 74	# Children in Care On Last Day: 65
--------------------------------------	---------------------------------------	---------------------------------	------------------------------------

	Avg Performance All CPAs (%)	Provider Performance (%)*	Possible Points (Weight)	Provider Points Earned
--	------------------------------	---------------------------	--------------------------	------------------------

**OPM Monitoring Reviews**

Annual Comprehensive Reviews	87%	99%	25	24.75
Safety Reviews	94%	99%	15	14.89
<b>Monitoring Sub-Total</b>			<b>40</b>	<b>39.64</b>

**CPA Safety Outcomes**

Incidence of Maltreatment	0.09%	No Substantiated Reports	10	10.00
Staff Training	76%	100%	5	5.00
Staff Safety Checks	94%	100%	5	5.00
<b>Safety Sub-Total</b>			<b>20</b>	<b>20.00</b>

**CPA Permanency Outcomes**

Placement Stability	92%	100%	15	15.00
<b>Permanency Sub-Total</b>			<b>15</b>	<b>15.00</b>

**CPA Well-Being Outcomes**

EPSDT Medical Visits	84%	82%	4	3.28
EPSDT Dental Visits	80%	72%	4	2.88
Academic Supports	70%	100%	3	3.00
Provider ECEM Visits	80%	97%	7	6.79
Provider General Contacts	78%	97%	7	6.79
Placements with Siblings	65%	63%	Not Scored	Not Scored
Placements within Legal County	17%	22%	Not Scored	Not Scored
<b>Well-Being Sub-Total</b>			<b>25</b>	<b>22.74</b>

\*Performance calculation descriptions can be found in the FY 2018 RBWO PBP Measurements and Standards Guide.

<b>Monitoring &amp; Outcomes: Possible Points = 100</b>	<b>Points Earned: 97.38</b>
<b>Score Before Incentives Credit</b>	<b>97.38%</b>
<b>Incentives Awarded</b>	<b>3.88 pts</b>
<b>PBP Verification</b>	<b>N/A pts</b>
<b>Total Score</b>	<b>101.26%</b>



**DHS, DFCS, Office of Provider Management**  
**Performance-Based Placement Measures**  
**RBWO Provider GA+SCORECARD - CPA**  
**Report Quarter: Q4 FY2018**



**Provider/Program Name: Childkind, Inc - (583) - CPA**

# New Foster Homes During Quarter: 0		# Children in Care During Quarter: 74	# Placements During Quarter: 74	# Children in Care On Last Day: 65
CPA Incentive Credits	Avg Performance All CPAs (%)	Provider Performance (%)*	Possible Points (Weight)	Provider Points Earned
Early EPSDT Medical Visits		70%	2	1.40
Early EPSDT Dental Visits		24%	2	0.48
Permanency Contacts		None Planned	5	
Additional Academic Supports		0%	2	0.00
Foster Hm Retention Rate (threshold = 90)		77%	2	0.00
Foster Hm Recruitment (threshold = 100)		25%	2	0.00
Active Agency Accreditation		50%	4	2.00
Staff Clinical Licensure		0%	5	0.00
<b>Incentives Total</b>	<b>5.45</b>		<b>24</b>	<b>3.88</b>
Maximum total combined incentive credit allowed is 10 points.			<b>Incentives Awarded</b>	<b>3.88</b>

\*Performance calculation descriptions can be found in the FY 2018 RBWO PBP Measurements and Standards Guide.

**Child Protective Services Investigations and Dispositions**

The following investigations data, which is not used for scoring but is considered significant to a provider's performance, is from Georgia SHINES and is not considered final or complete until the end of the fiscal year.

Total Reports:	1
Number Screened In:	1
Number Screened Out:	0
Number Substantiated:	0
Number Unsubstantiated:	4
Number Active CPS Investigations:	-3



**DHS, DFCS, Office of Provider Management**  
**Performance-Based Placement Measures**  
**RBWO Provider GA+SCORECARD - CPA**  
**Report Quarter: Q4 FY2018**



**Provider/Program Name: Choices for Life Of GA - Valdosta (943) - CPA**

<b>2200 North Patterson, Valdosta, GA 31602</b>  <b>Phone: 229 244-1707</b>  <b>Vendor ID# 35275</b>	Quarterly Scores (Grades)		Current Quarter Score (Grade)
	Q1: 106.43 (A+)	Q2: 104.08 (A+)	<b>98.38%</b> <b>(A+)</b>
	Q3: 105.37 (A+)	Q4: 98.38 (A+)	
# New Foster Homes During Quarter: 4	# Children in Care During Quarter: 41	# Placements During Quarter: 41	# Children in Care On Last Day: 34

**Quarterly Provider Comparisons to All CPAs**

▼ — indicates average for all CPAs





DHS, DFCS, Office of Provider Management  
**Performance-Based Placement Measures**  
**RBWO Provider GA+SCORECARD - CPA**  
 Report Quarter: Q4 FY2018



**Provider/Program Name: Choices for Life Of GA - Valdosta (943) - CPA**

<b>2200 North Patterson, Valdosta, GA 31602</b>  <b>Phone: 229 244-1707</b>  <b>Vendor ID# 35275</b>		<b>Quarterly Scores (Grades)</b>		<b>Current Quarter Score (Grade)</b>
		<b>Q1: 106.43 (A+)</b>	<b>Q2: 104.08 (A+)</b>	<b>98.38%</b>
		<b>Q3: 105.37 (A+)</b>	<b>Q4: 98.38 (A+)</b>	<b>(A+)</b>
# New Foster Homes During Quarter: 4		# Children in Care During Quarter: 41	# Placements During Quarter: 41	# Children in Care On Last Day: 34
	<b>Avg Performance All CPAs (%)</b>	<b>Provider Performance (%)*</b>	<b>Possible Points (Weight)</b>	<b>Provider Points Earned</b>
<b>OPM Monitoring Reviews</b>				
Annual Comprehensive Reviews	87%	95%	25	23.87
Safety Reviews	94%	97%	15	14.48
<b>Monitoring Sub-Total</b>			<b>40</b>	<b>38.35</b>
<b>CPA Safety Outcomes</b>				
Incidence of Maltreatment	0.09%	No Substantiated Reports	10	10.00
Staff Training	76%	100%	5	5.00
Staff Safety Checks	94%	100%	5	5.00
<b>Safety Sub-Total</b>			<b>20</b>	<b>20.00</b>
<b>CPA Permanency Outcomes</b>				
Placement Stability	92%	95%	15	14.25
<b>Permanency Sub-Total</b>			<b>15</b>	<b>14.25</b>
<b>CPA Well-Being Outcomes</b>				
EPSDT Medical Visits	84%	100%	4	4.00
EPSDT Dental Visits	80%	91%	4	3.64
Academic Supports	70%	100%	3	3.00
Provider ECEM Visits	80%	100%	7	7.00
Provider General Contacts	78%	100%	7	7.00
Placements with Siblings	65%	32%	Not Scored	Not Scored
Placements within Legal County	17%	0%	Not Scored	Not Scored
<b>Well-Being Sub-Total</b>			<b>25</b>	<b>24.64</b>

\*Performance calculation descriptions can be found in the FY 2018 RBWO PBP Measurements and Standards Guide.

<b>Monitoring &amp; Outcomes: Possible Points = 100</b>		<b>Points Earned: 97.24</b>	
<b>Score Before Incentives Credit</b>			<b>97.24%</b>
<b>Incentives Awarded</b>			<b>7.14 pts</b>
<b>PBP Verification</b>			<b>-6.00 pts</b>
<b>Total Score</b>			<b>98.38%</b>



DHS, DFCS, Office of Provider Management  
**Performance-Based Placement Measures**  
**RBWO Provider GA+SCORECARD - CPA**  
Report Quarter: Q4 FY2018



**Provider/Program Name: Choices for Life Of GA - Valdosta (943) - CPA**

# New Foster Homes During Quarter: 4		# Children in Care During Quarter: 41	# Placements During Quarter: 41	# Children in Care On Last Day: 34
CPA Incentive Credits	Avg Performance All CPAs (%)	Provider Performance (%)*	Possible Points (Weight)	Provider Points Earned
Early EPSDT Medical Visits		100%	2	2.00
Early EPSDT Dental Visits		86%	2	1.72
Permanency Contacts		None Planned	5	
Additional Academic Supports		46%	2	0.92
Foster Hm Retention Rate (threshold = 90)		76%	2	0.00
Foster Hm Recruitment (threshold = 100)		100%	2	2.00
Active Agency Accreditation		0%	4	0.00
Staff Clinical Licensure		10%	5	0.50
<b>Incentives Total</b>	<b>5.45</b>		<b>24</b>	<b>7.14</b>
Maximum total combined incentive credit allowed is 10 points.			<b>Incentives Awarded</b>	<b>7.14</b>

\*Performance calculation descriptions can be found in the FY 2018 RBWO PBP Measurements and Standards Guide.

**Child Protective Services Investigations and Dispositions**

The following investigations data, which is not used for scoring but is considered significant to a provider's performance, is from Georgia SHINES and is not considered final or complete until the end of the fiscal year.

Total Reports:	1
Number Screened In:	1
Number Screened Out:	0
Number Substantiated:	0
Number Unsubstantiated:	1
Number Active CPS Investigations:	0



DHS, DFCS, Office of Provider Management  
**Performance-Based Placement Measures**  
**RBWO Provider GA+SCORECARD - CPA**  
Report Quarter: Q4 FY2018



**Provider/Program Name: CHRIS 180 Inc. - (5335) - CPA**

1017 Fayetteville Rd, Atlanta, GA 30316

Phone: 404-564-3402

Vendor ID# 157648

**Quarterly Scores (Grades)**

**Current Quarter Score (Grade)**

Q1: (N/A)

Q2: (N/A)

**93.46%**

Q3: 92.05 (A-)

Q4: 93.46 (A-)

**(A-)**

# New Foster Homes During Quarter: 2

# Children in Care During Quarter: 26

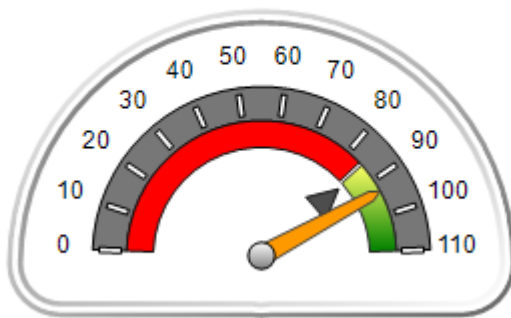
# Placements During Quarter: 27

# Children in Care On Last Day: 14

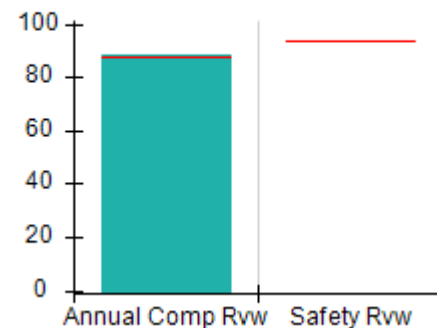
**Quarterly Provider Comparisons to All CPAs**

— indicates average for all CPAs

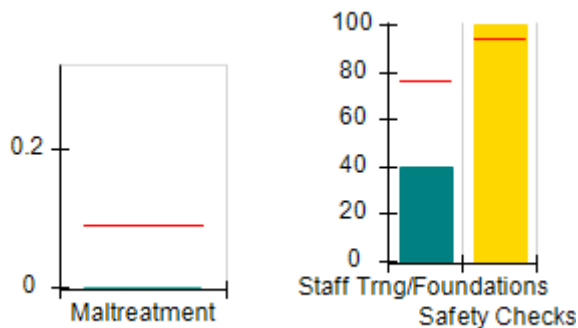
**Overall Score (%)**



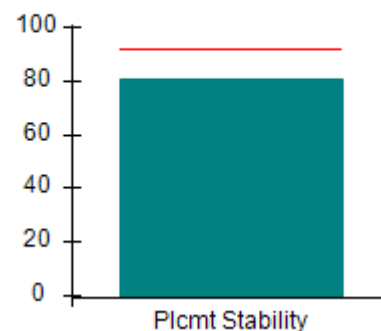
**OPM Monitoring Reviews (%)**



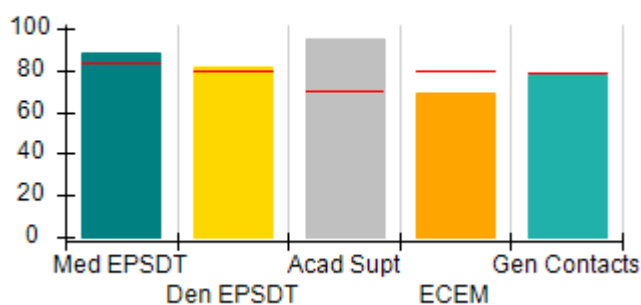
**Safety Outcomes (%)**



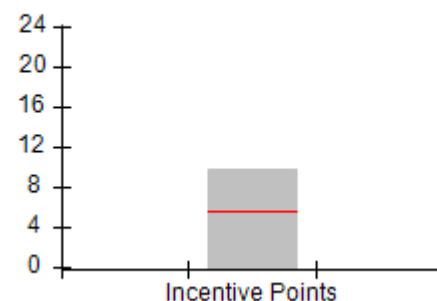
**Permanency Outcomes (%)**



**Well-Being Outcomes (%)**



**Incentives Earned (Points)**





DHS, DFCS, Office of Provider Management  
**Performance-Based Placement Measures**  
**RBWO Provider GA+SCORECARD - CPA**  
 Report Quarter: Q4 FY2018



**Provider/Program Name: CHRIS 180 Inc. - (5335) - CPA**

1017 Fayetteville Rd, Atlanta, GA 30316  Phone: 404-564-3402  Vendor ID# 157648		Quarterly Scores (Grades)		Current Quarter Score (Grade)
		Q1: (F)	Q2: (N/A)	93.46%
		Q3: 92.05 (A-)	Q4: 93.46 (A-)	(A-)
# New Foster Homes During Quarter: 2		# Children in Care During Quarter: 26	# Placements During Quarter: 27	# Children in Care On Last Day: 14
	Avg Performance All CPAs (%)	Provider Performance (%)*	Possible Points (Weight)	Provider Points Earned
<b>OPM Monitoring Reviews</b>				
Annual Comprehensive Reviews	87%	88%	25	22.02
Safety Reviews	94%	Not Yet Conducted		
<b>Monitoring Sub-Total</b>			<b>25</b>	<b>22.02</b>
<b>CPA Safety Outcomes</b>				
Incidence of Maltreatment	0.09%	No Substantiated Reports	10	10.00
Staff Training	76%	40%	5	2.00
Staff Safety Checks	94%	100%	5	5.00
<b>Safety Sub-Total</b>			<b>20</b>	<b>17.00</b>
<b>CPA Permanency Outcomes</b>				
Placement Stability	92%	81%	15	12.15
<b>Permanency Sub-Total</b>			<b>15</b>	<b>12.15</b>
<b>CPA Well-Being Outcomes</b>				
EPSDT Medical Visits	84%	88%	4	3.52
EPSDT Dental Visits	80%	82%	4	3.28
Academic Supports	70%	95%	3	2.85
Provider ECEM Visits	80%	69%	7	4.83
Provider General Contacts	78%	78%	7	5.46
Placements with Siblings	65%	100%	Not Scored	Not Scored
Placements within Legal County	17%	0%	Not Scored	Not Scored
<b>Well-Being Sub-Total</b>			<b>25</b>	<b>19.94</b>

\*Performance calculation descriptions can be found in the FY 2018 RBWO PBP Measurements and Standards Guide.

<b>Monitoring &amp; Outcomes: Possible Points = 85</b>		<b>Points Earned: 71.11</b>	
<b>Score Before Incentives Credit</b>			<b>83.66%</b>
<b>Incentives Awarded</b>			<b>9.80 pts</b>
<b>PBP Verification</b>			<b>N/A pts</b>
<b>Total Score</b>			<b>93.46%</b>





DHS, DFCS, Office of Provider Management  
**Performance-Based Placement Measures**  
**RBWO Provider GA+SCORECARD - CPA**  
Report Quarter: Q4 FY2018



Provider/Program Name: CHRIS 180 Inc. - (5335) - CPA				
# New Foster Homes During Quarter: 2		# Children in Care During Quarter: 26	# Placements During Quarter: 27	# Children in Care On Last Day: 14
CPA Incentive Credits	Avg Performance All CPAs (%)	Provider Performance (%)*	Possible Points (Weight)	Provider Points Earned
Early EPSDT Medical Visits		60%	2	1.20
Early EPSDT Dental Visits		67%	2	1.34
Permanency Contacts		None Planned	5	
Additional Academic Supports		88%	2	1.76
Foster Hm Retention Rate (threshold = 90)		67%	2	0.00
Foster Hm Recruitment (threshold = 100)		300%	2	2.00
Active Agency Accreditation		50%	4	2.00
Staff Clinical Licensure		30%	5	1.50
<b>Incentives Total</b>	<b>5.45</b>		<b>24</b>	<b>9.80</b>
Maximum total combined incentive credit allowed is 10 points.			<b>Incentives Awarded</b>	<b>9.80</b>
*Performance calculation descriptions can be found in the FY 2018 RBWO PBP Measurements and Standards Guide.				

### Child Protective Services Investigations and Dispositions

The following investigations data, which is not used for scoring but is considered significant to a provider's performance, is from Georgia SHINES and is not considered final or complete until the end of the fiscal year.

Total Reports:	6
Number Screened In:	5
Number Screened Out:	1
Number Substantiated:	0
Number Unsubstantiated:	5
Number Active CPS Investigations:	0



DHS, DFCS, Office of Provider Management  
**Performance-Based Placement Measures**  
**RBWO Provider GA+SCORECARD - CPA**



Report Quarter: Q4 FY2018

**Provider/Program Name: CHRIS 180 Inc. - DBA: Gateway Lithonia (5236) - CPA**

5210 Lost Dutchman, Lithonia, GA 30038

Phone: 404-564-3402

Vendor ID# 85446

**Quarterly Scores (Grades)**

**Current Quarter Score (Grade)**

Q1: 85.30 (B)

Q2: 99.17 (A+)

**99.50%**

Q3: 80.33 (B-)

Q4: 99.50 (A+)

**(A+)**

# New Foster Homes During Quarter: 0

# Children in Care During Quarter: 3

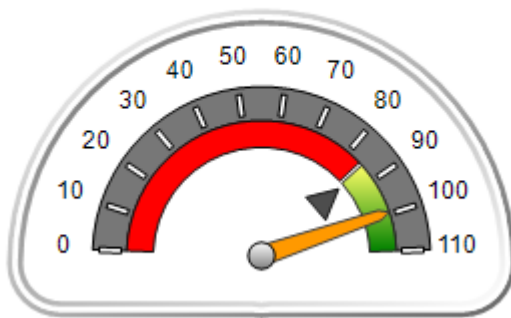
# Placements During Quarter: 3

# Children in Care On Last Day: 0

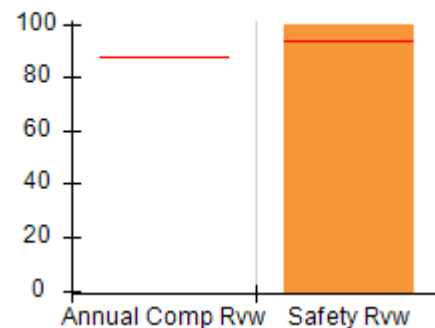
**Quarterly Provider Comparisons to All CPAs**

— indicates average for all CPAs

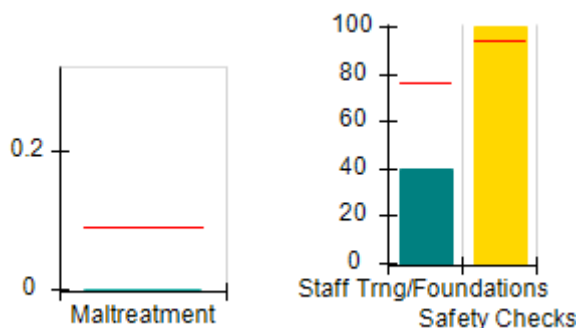
**Overall Score (%)**



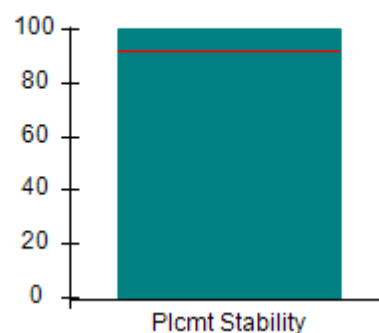
**OPM Monitoring Reviews (%)**



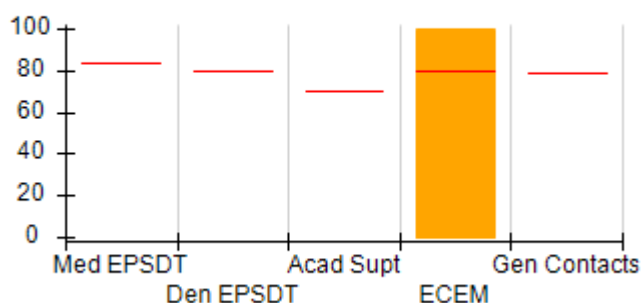
**Safety Outcomes (%)**



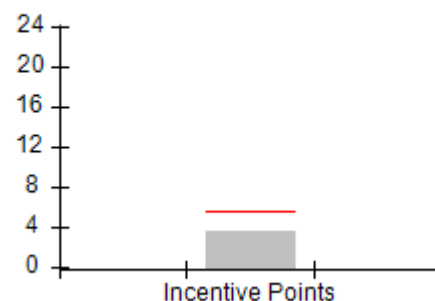
**Permanency Outcomes (%)**



**Well-Being Outcomes (%)**



**Incentives Earned (Points)**





DHS, DFCS, Office of Provider Management  
**Performance-Based Placement Measures**  
**RBWO Provider GA+SCORECARD - CPA**



Report Quarter: Q4 FY2018

**Provider/Program Name: CHRIS 180 Inc. - DBA: Gateway Lithonia (5236) - CPA**

<b>5210 Lost Dutchman, Lithonia, GA 30038</b>  <b>Phone: 404-564-3402</b>  <b>Vendor ID# 85446</b>	Quarterly Scores (Grades)		Current Quarter Score (Grade)
	Q1: 85.30 (B)	Q2: 99.17 (A+)	<b>99.50%</b> <b>(A+)</b>
	Q3: 80.33 (B-)	Q4: 99.50 (A+)	

# New Foster Homes During Quarter: 0	# Children in Care During Quarter: 3	# Placements During Quarter: 3	# Children in Care On Last Day: 0
--------------------------------------	--------------------------------------	--------------------------------	-----------------------------------

	Avg Performance All CPAs (%)	Provider Performance (%)*	Possible Points (Weight)	Provider Points Earned
--	------------------------------	---------------------------	--------------------------	------------------------

**OPM Monitoring Reviews**

Annual Comprehensive Reviews	87%	Not Yet Conducted		
Safety Reviews	94%	100%	15	15.00
<b>Monitoring Sub-Total</b>			<b>15</b>	<b>15.00</b>

**CPA Safety Outcomes**

Incidence of Maltreatment	0.09%	No Substantiated Reports	10	10.00
Staff Training	76%	40%	5	2.00
Staff Safety Checks	94%	100%	5	5.00
<b>Safety Sub-Total</b>			<b>20</b>	<b>17.00</b>

**CPA Permanency Outcomes**

Placement Stability	92%	100%	15	15.00
<b>Permanency Sub-Total</b>			<b>15</b>	<b>15.00</b>

**CPA Well-Being Outcomes**

EPSDT Medical Visits	84%	Not Eligible		
EPSDT Dental Visits	80%	Not Eligible		
Academic Supports	70%	Not Eligible		
Provider ECEM Visits	80%	100%	25	25.00
Provider General Contacts	78%	Not Eligible		
Placements with Siblings	65%	100%	Not Scored	Not Scored
Placements within Legal County	17%	Not Eligible	Not Scored	Not Scored
<b>Well-Being Sub-Total</b>			<b>25</b>	<b>25.00</b>

\*Performance calculation descriptions can be found in the FY 2018 RBWO PBP Measurements and Standards Guide.

<b>Monitoring &amp; Outcomes: Possible Points = 75</b>	<b>Points Earned: 72.00</b>
<b>Score Before Incentives Credit</b>	<b>96.00%</b>
<b>Incentives Awarded</b>	<b>3.50 pts</b>
<b>PBP Verification</b>	<b>N/A pts</b>
<b>Total Score</b>	<b>99.50%</b>



DHS, DFCS, Office of Provider Management  
**Performance-Based Placement Measures**  
**RBWO Provider GA+SCORECARD - CPA**  
Report Quarter: Q4 FY2018



**Provider/Program Name: CHRIS 180 Inc. - DBA: Gateway Lithonia (5236) - CPA**

# New Foster Homes During Quarter: 0		# Children in Care During Quarter: 3	# Placements During Quarter: 3	# Children in Care On Last Day: 0
CPA Incentive Credits	Avg Performance All CPAs (%)	Provider Performance (%)*	Possible Points (Weight)	Provider Points Earned
Early EPSDT Medical Visits		Not Eligible	2	
Early EPSDT Dental Visits		Not Eligible	2	
Permanency Contacts		None Planned	5	
Additional Academic Supports		Not Eligible	2	
Foster Hm Retention Rate (threshold = 90)		0%	2	0.00
Foster Hm Recruitment (threshold = 100)		0%	2	0.00
Active Agency Accreditation		50%	4	2.00
Staff Clinical Licensure		30%	5	1.50
<b>Incentives Total</b>	<b>5.45</b>		<b>24</b>	<b>3.50</b>
Maximum total combined incentive credit allowed is 10 points.			<b>Incentives Awarded</b>	<b>3.50</b>

\*Performance calculation descriptions can be found in the FY 2018 RBWO PBP Measurements and Standards Guide.

**Child Protective Services Investigations and Dispositions**

The following investigations data, which is not used for scoring but is considered significant to a provider's performance, is from Georgia SHINES and is not considered final or complete until the end of the fiscal year.

Total Reports:	0
Number Screened In:	0
Number Screened Out:	0
Number Substantiated:	0
Number Unsubstantiated:	0
Number Active CPS Investigations:	0



DHS, DFCS, Office of Provider Management

## Performance-Based Placement Measures

### RBWO Provider GA+SCORECARD - CPA



Report Quarter: Q4 FY2018

**Provider/Program Name: CHRIS 180 Inc. - DBA: Gateway Snellville (5166) - CPA**

386 Lenora Church Rd, Atlanta, GA 30309

Phone: 404-564-3402

Vendor ID# 117441

#### Quarterly Scores (Grades)

Q1: 97.48 (A+)

Q2: 106.43 (A+)

Q3: 101.61 (A+)

Q4: 96.15 (A)

Current Quarter Score (Grade)

**96.15%**

**(A)**

# New Foster Homes During Quarter: 0

# Children in Care During Quarter: 4

# Placements During Quarter: 4

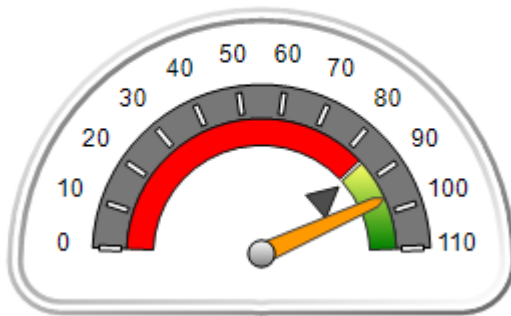
# Children in Care On Last Day: 0

### Quarterly Provider Comparisons to All CPAs

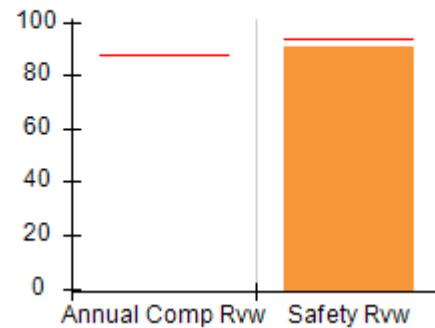


indicates average for all CPAs

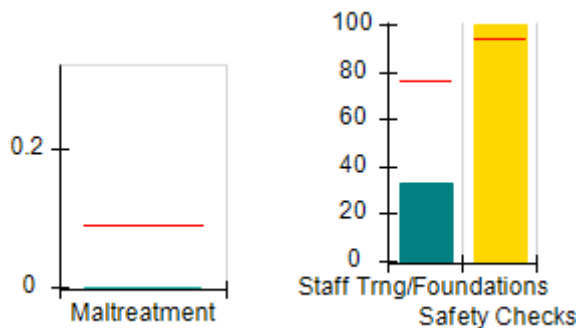
#### Overall Score (%)



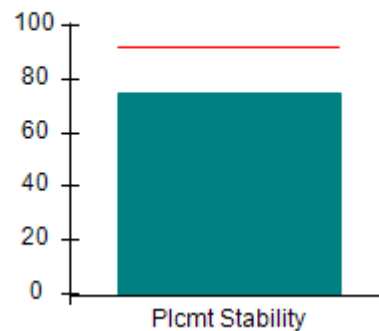
#### OPM Monitoring Reviews (%)



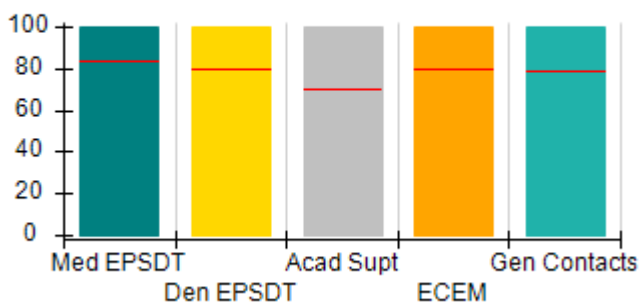
#### Safety Outcomes (%)



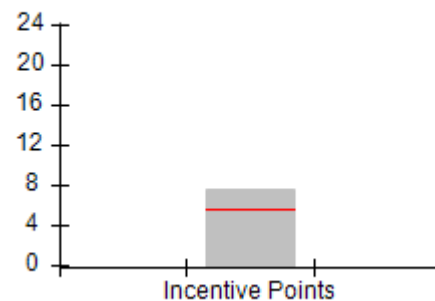
#### Permanency Outcomes (%)



#### Well-Being Outcomes (%)



#### Incentives Earned (Points)





**DHS, DFCS, Office of Provider Management**  
**Performance-Based Placement Measures**  
**RBWO Provider GA+SCORECARD - CPA**  
**Report Quarter: Q4 FY2018**



**Provider/Program Name: CHRIS 180 Inc. - DBA: Gateway Snellville (5166) - CPA**

<b>386 Lenora Church Rd, Atlanta, GA 30309</b>  <b>Phone: 404-564-3402</b>  <b>Vendor ID# 117441</b>		<b>Quarterly Scores (Grades)</b>		<b>Current Quarter Score (Grade)</b>
		<b>Q1: 97.48 (A+)</b>	<b>Q2: 106.43 (A+)</b>	<b>96.15%</b>
		<b>Q3: 101.61 (A+)</b>	<b>Q4: 96.15 (A)</b>	<b>(A)</b>
# New Foster Homes During Quarter: 0		# Children in Care During Quarter: 4	# Placements During Quarter: 4	# Children in Care On Last Day: 0
	<b>Avg Performance All CPAs (%)</b>	<b>Provider Performance (%)*</b>	<b>Possible Points (Weight)</b>	<b>Provider Points Earned</b>
<b>OPM Monitoring Reviews</b>				
Annual Comprehensive Reviews	87%	Not Yet Conducted		
Safety Reviews	94%	91%	15	13.59
<b>Monitoring Sub-Total</b>			<b>15</b>	<b>13.59</b>
<b>CPA Safety Outcomes</b>				
Incidence of Maltreatment	0.09%	No Substantiated Reports	10	10.00
Staff Training	76%	33%	5	1.65
Staff Safety Checks	94%	100%	5	5.00
<b>Safety Sub-Total</b>			<b>20</b>	<b>16.65</b>
<b>CPA Permanency Outcomes</b>				
Placement Stability	92%	75%	15	11.25
<b>Permanency Sub-Total</b>			<b>15</b>	<b>11.25</b>
<b>CPA Well-Being Outcomes</b>				
EPSDT Medical Visits	84%	100%	4	4.00
EPSDT Dental Visits	80%	100%	4	4.00
Academic Supports	70%	100%	3	3.00
Provider ECEM Visits	80%	100%	7	7.00
Provider General Contacts	78%	100%	7	7.00
Placements with Siblings	65%	82%	Not Scored	Not Scored
Placements within Legal County	17%	0%	Not Scored	Not Scored
<b>Well-Being Sub-Total</b>			<b>25</b>	<b>25.00</b>

\*Performance calculation descriptions can be found in the FY 2018 RBWO PBP Measurements and Standards Guide.

<b>Monitoring &amp; Outcomes: Possible Points = 75</b>		<b>Points Earned: 66.49</b>	
<b>Score Before Incentives Credit</b>			<b>88.65%</b>
<b>Incentives Awarded</b>			<b>7.50 pts</b>
<b>PBP Verification</b>			<b>N/A pts</b>
<b>Total Score</b>			<b>96.15%</b>



DHS, DFCS, Office of Provider Management  
**Performance-Based Placement Measures**  
**RBWO Provider GA+SCORECARD - CPA**  
Report Quarter: Q4 FY2018



**Provider/Program Name: CHRIS 180 Inc. - DBA: Gateway Snellville (5166) - CPA**

# New Foster Homes During Quarter: 0		# Children in Care During Quarter: 4	# Placements During Quarter: 4	# Children in Care On Last Day: 0
CPA Incentive Credits	Avg Performance All CPAs (%)	Provider Performance (%)*	Possible Points (Weight)	Provider Points Earned
Early EPSDT Medical Visits		Not Eligible	2	
Early EPSDT Dental Visits		Not Eligible	2	
Permanency Contacts		None Planned	5	
Additional Academic Supports		100%	2	2.00
Foster Hm Retention Rate (threshold = 90)		100%	2	2.00
Foster Hm Recruitment (threshold = 100)		0%	2	0.00
Active Agency Accreditation		50%	4	2.00
Staff Clinical Licensure		30%	5	1.50
<b>Incentives Total</b>	<b>5.45</b>		<b>24</b>	<b>7.50</b>
Maximum total combined incentive credit allowed is 10 points.			<b>Incentives Awarded</b>	<b>7.50</b>

\*Performance calculation descriptions can be found in the FY 2018 RBWO PBP Measurements and Standards Guide.

**Child Protective Services Investigations and Dispositions**

The following investigations data, which is not used for scoring but is considered significant to a provider's performance, is from Georgia SHINES and is not considered final or complete until the end of the fiscal year.

Total Reports:	0
Number Screened In:	0
Number Screened Out:	0
Number Substantiated:	0
Number Unsubstantiated:	0
Number Active CPS Investigations:	0



**DHS, DFCS, Office of Provider Management**  
**Performance-Based Placement Measures**  
**RBWO Provider GA+SCORECARD - CPA**  
**Report Quarter: Q4 FY2018**



**Provider/Program Name: Community Connections - (586) - CPA**

**2300 West Park Place Blvd., Stone Mountain, GA 30087**

**Phone: 770-465-9644**

**Vendor ID# 35292**

**Quarterly Scores (Grades)**

**Q1: 103.39 (A+)**

**Q2: 104.20 (A+)**

**Q3: 103.08 (A+)**

**Q4: 105.40 (A+)**

**Current Quarter Score (Grade)**

**105.40%**

**(A+)**

# New Foster Homes During Quarter: 1

# Children in Care During Quarter: 65

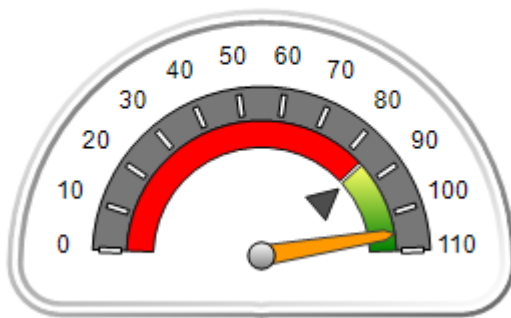
# Placements During Quarter: 65

# Children in Care On Last Day: 57

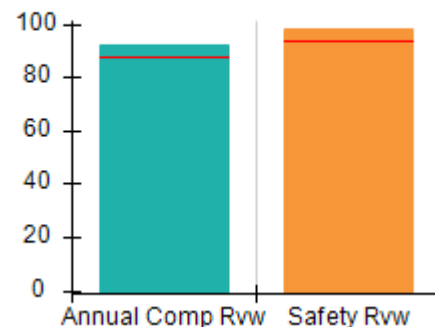
**Quarterly Provider Comparisons to All CPAs**

▼ — indicates average for all CPAs

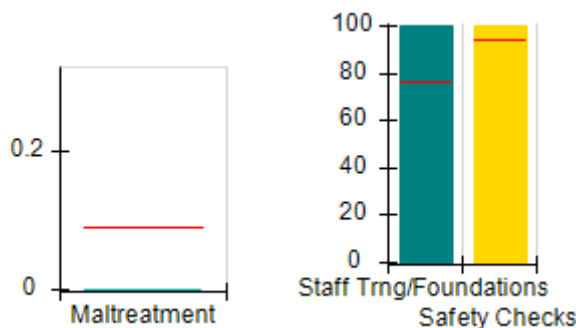
**Overall Score (%)**



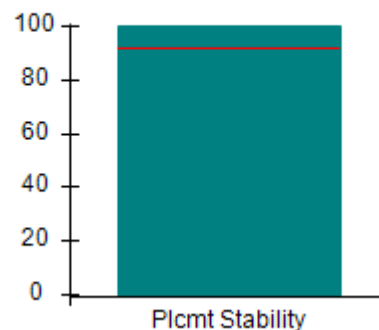
**OPM Monitoring Reviews (%)**



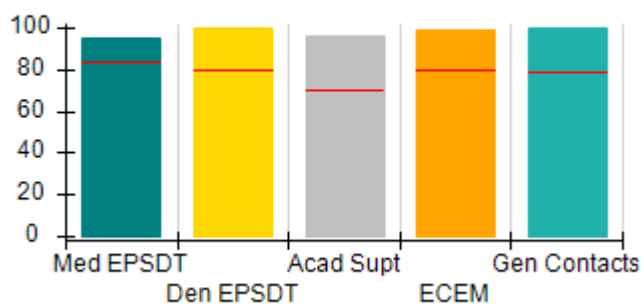
**Safety Outcomes (%)**



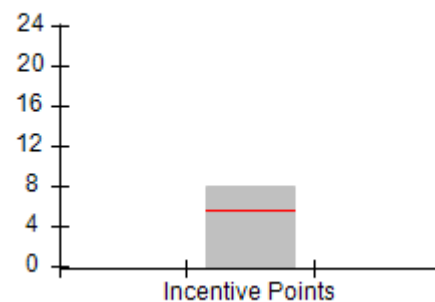
**Permanency Outcomes (%)**



**Well-Being Outcomes (%)**



**Incentives Earned (Points)**







DHS, DFCS, Office of Provider Management  
**Performance-Based Placement Measures**  
**RBWO Provider GA+SCORECARD - CPA**  
 Report Quarter: Q4 FY2018



**Provider/Program Name: Community Connections - (586) - CPA**

2300 West Park Place Blvd., Stone Mountain, GA 30087

Phone: 770-465-9644

Vendor ID# 35292

Quarterly Scores (Grades)		Current Quarter Score (Grade)
Q1: 103.39 (A+)	Q2: 104.20 (A+)	<b>105.40%</b> <b>(A+)</b>
Q3: 103.08 (A+)	Q4: 105.40 (A+)	

# New Foster Homes During Quarter: 1

# Children in Care During Quarter: 65

# Placements During Quarter: 65

# Children in Care On Last Day: 57

	Avg Performance All CPAs (%)	Provider Performance (%)*	Possible Points (Weight)	Provider Points Earned
--	------------------------------	---------------------------	--------------------------	------------------------

**OPM Monitoring Reviews**

Annual Comprehensive Reviews	87%	92%	25	23.12
Safety Reviews	94%	98%	15	14.67
<b>Monitoring Sub-Total</b>			<b>40</b>	<b>37.79</b>

**CPA Safety Outcomes**

Incidence of Maltreatment	0.09%	No Substantiated Reports	10	10.00
Staff Training	76%	100%	5	5.00
Staff Safety Checks	94%	100%	5	5.00
<b>Safety Sub-Total</b>			<b>20</b>	<b>20.00</b>

**CPA Permanency Outcomes**

Placement Stability	92%	100%	15	15.00
<b>Permanency Sub-Total</b>			<b>15</b>	<b>15.00</b>

**CPA Well-Being Outcomes**

EPSDT Medical Visits	84%	95%	4	3.80
EPSDT Dental Visits	80%	100%	4	4.00
Academic Supports	70%	96%	3	2.88
Provider ECEM Visits	80%	99%	7	6.93
Provider General Contacts	78%	100%	7	7.00
Placements with Siblings	65%	56%	Not Scored	Not Scored
Placements within Legal County	17%	0%	Not Scored	Not Scored
<b>Well-Being Sub-Total</b>			<b>25</b>	<b>24.61</b>

\*Performance calculation descriptions can be found in the FY 2018 RBWO PBP Measurements and Standards Guide.

<b>Monitoring &amp; Outcomes: Possible Points = 100</b>	<b>Points Earned: 97.40</b>
<b>Score Before Incentives Credit</b>	<b>97.40%</b>
<b>Incentives Awarded</b>	<b>8.00 pts</b>
<b>PBP Verification</b>	<b>N/A pts</b>
<b>Total Score</b>	<b>105.40%</b>



**DHS, DFCS, Office of Provider Management**  
**Performance-Based Placement Measures**  
**RBWO Provider GA+SCORECARD - CPA**  
**Report Quarter: Q4 FY2018**



**Provider/Program Name: Community Connections - (586) - CPA**

# New Foster Homes During Quarter: 1		# Children in Care During Quarter: 65	# Placements During Quarter: 65	# Children in Care On Last Day: 57
CPA Incentive Credits	Avg Performance All CPAs (%)	Provider Performance (%)*	Possible Points (Weight)	Provider Points Earned
Early EPSDT Medical Visits		100%	2	2.00
Early EPSDT Dental Visits		100%	2	2.00
Permanency Contacts		None Planned	5	
Additional Academic Supports		0%	2	0.00
Foster Hm Retention Rate (threshold = 90)		90%	2	2.00
Foster Hm Recruitment (threshold = 100)		25%	2	0.00
Active Agency Accreditation		0%	4	0.00
Staff Clinical Licensure		40%	5	2.00
<b>Incentives Total</b>	<b>5.45</b>		<b>24</b>	<b>8.00</b>
Maximum total combined incentive credit allowed is 10 points.			<b>Incentives Awarded</b>	<b>8.00</b>

\*Performance calculation descriptions can be found in the FY 2018 RBWO PBP Measurements and Standards Guide.

**Child Protective Services Investigations and Dispositions**

The following investigations data, which is not used for scoring but is considered significant to a provider's performance, is from Georgia SHINES and is not considered final or complete until the end of the fiscal year.

Total Reports:	0
Number Screened In:	0
Number Screened Out:	0
Number Substantiated:	0
Number Unsubstantiated:	0
Number Active CPS Investigations:	0



**DHS, DFCS, Office of Provider Management**  
**Performance-Based Placement Measures**  
**RBWO Provider GA+SCORECARD - CPA**



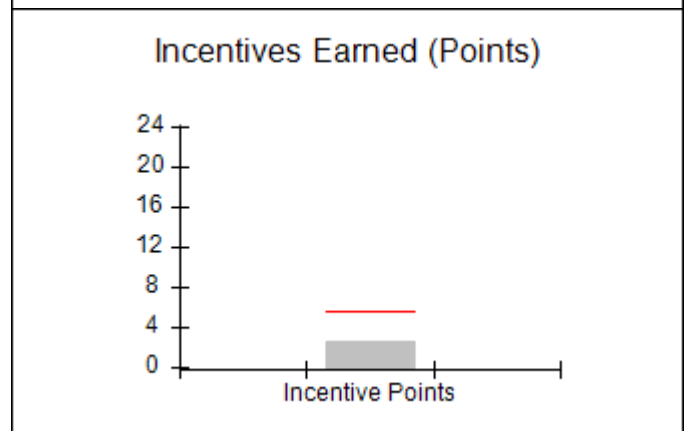
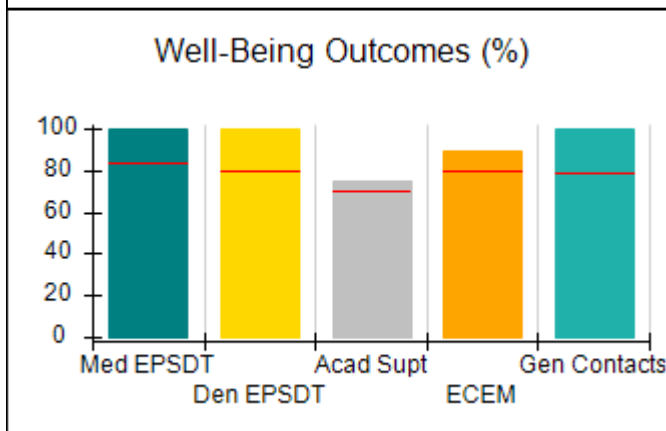
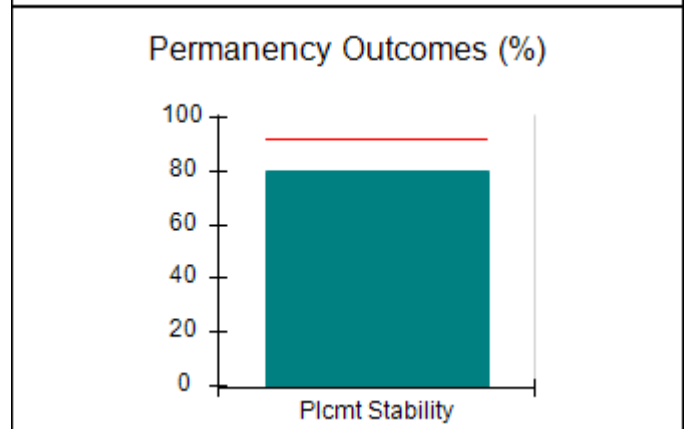
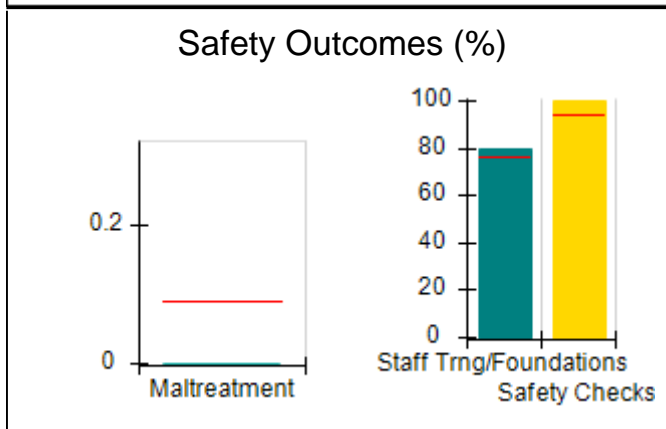
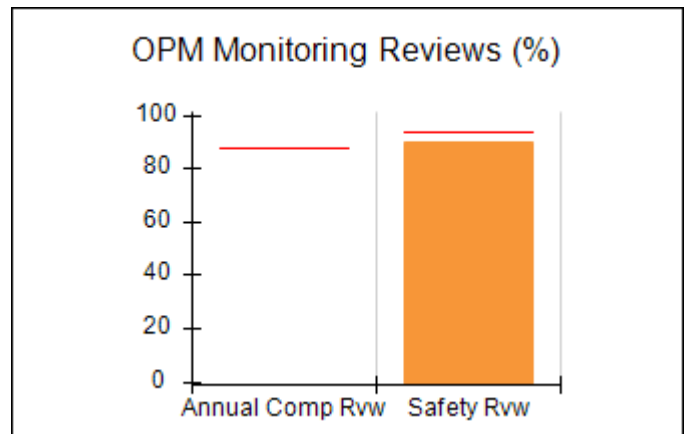
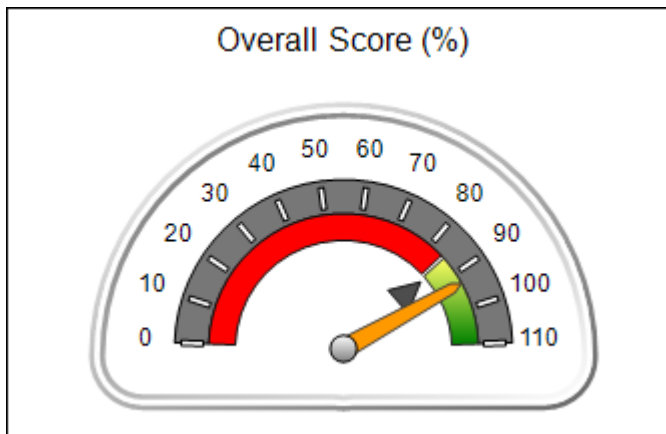
**Report Quarter: Q4 FY2018**

**Provider/Program Name: Connecting Hearts, Inc. - (5280) - CPA**

<b>5538 Old National Hwy., College Park, GA 30349</b>  <b>Phone: 4045185149</b>  <b>Vendor ID# 153261</b>	Quarterly Scores (Grades)		Current Quarter Score (Grade)
	Q1: 35.00 (F)	Q2: 89.53 (B+)	<b>93.14%</b> <b>(A-)</b>
	Q3: 98.79 (A+)	Q4: 93.14 (A-)	
# New Foster Homes During Quarter: 2	# Children in Care During Quarter: 5	# Placements During Quarter: 6	# Children in Care On Last Day: 0

**Quarterly Provider Comparisons to All CPAs**

▼ — indicates average for all CPAs





DHS, DFCS, Office of Provider Management  
**Performance-Based Placement Measures**  
**RBWO Provider GA+SCORECARD - CPA**  
 Report Quarter: Q4 FY2018



**Provider/Program Name: Connecting Hearts, Inc. - (5280) - CPA**

5538 Old National Hwy., College Park, GA 30349 Phone: 4045185149 Vendor ID# 153261		Quarterly Scores (Grades)		Current Quarter Score (Grade)
		Q1: 35.00 (F)	Q2: 89.53 (B+)	93.14%
		Q3: 98.79 (A+)	Q4: 93.14 (A-)	(A-)
# New Foster Homes During Quarter: 2		# Children in Care During Quarter: 5	# Placements During Quarter: 6	# Children in Care On Last Day: 0
	Avg Performance All CPAs (%)	Provider Performance (%)*	Possible Points (Weight)	Provider Points Earned
<b>OPM Monitoring Reviews</b>				
Annual Comprehensive Reviews	87%	Not Yet Conducted		
Safety Reviews	94%	90%	15	13.50
<b>Monitoring Sub-Total</b>			<b>15</b>	<b>13.50</b>
<b>CPA Safety Outcomes</b>				
Incidence of Maltreatment	0.09%	No Substantiated Reports	10	10.00
Staff Training	76%	80%	5	4.00
Staff Safety Checks	94%	100%	5	5.00
<b>Safety Sub-Total</b>			<b>20</b>	<b>19.00</b>
<b>CPA Permanency Outcomes</b>				
Placement Stability	92%	80%	15	12.00
<b>Permanency Sub-Total</b>			<b>15</b>	<b>12.00</b>
<b>CPA Well-Being Outcomes</b>				
EPSDT Medical Visits	84%	100%	4	4.00
EPSDT Dental Visits	80%	100%	4	4.00
Academic Supports	70%	75%	3	2.25
Provider ECEM Visits	80%	89%	7	6.23
Provider General Contacts	78%	100%	7	7.00
Placements with Siblings	65%	67%	Not Scored	Not Scored
Placements within Legal County	17%	100%	Not Scored	Not Scored
<b>Well-Being Sub-Total</b>			<b>25</b>	<b>23.48</b>

\*Performance calculation descriptions can be found in the FY 2018 RBWO PBP Measurements and Standards Guide.

<b>Monitoring &amp; Outcomes: Possible Points = 75</b>		<b>Points Earned: 67.98</b>	
<b>Score Before Incentives Credit</b>			<b>90.64%</b>
<b>Incentives Awarded</b>			<b>2.50 pts</b>
<b>PBP Verification</b>			<b>N/A pts</b>
<b>Total Score</b>			<b>93.14%</b>



DHS, DFCS, Office of Provider Management  
**Performance-Based Placement Measures**  
**RBWO Provider GA+SCORECARD - CPA**  
Report Quarter: Q4 FY2018



**Provider/Program Name: Connecting Hearts, Inc. - (5280) - CPA**

# New Foster Homes During Quarter: 2		# Children in Care During Quarter: 5	# Placements During Quarter: 6	# Children in Care On Last Day: 0
CPA Incentive Credits	Avg Performance All CPAs (%)	Provider Performance (%)*	Possible Points (Weight)	Provider Points Earned
Early EPSDT Medical Visits		Not Eligible	2	
Early EPSDT Dental Visits		100%	2	2.00
Permanency Contacts		None Planned	5	
Additional Academic Supports		0%	2	0.00
Foster Hm Retention Rate (threshold = 90)		0%	2	0.00
Foster Hm Recruitment (threshold = 100)		0%	2	0.00
Active Agency Accreditation		0%	4	0.00
Staff Clinical Licensure		10%	5	0.50
<b>Incentives Total</b>	<b>5.45</b>		<b>24</b>	<b>2.50</b>
Maximum total combined incentive credit allowed is 10 points.			<b>Incentives Awarded</b>	<b>2.50</b>

\*Performance calculation descriptions can be found in the FY 2018 RBWO PBP Measurements and Standards Guide.

**Child Protective Services Investigations and Dispositions**

The following investigations data, which is not used for scoring but is considered significant to a provider's performance, is from Georgia SHINES and is not considered final or complete until the end of the fiscal year.

Total Reports:	0
Number Screened In:	0
Number Screened Out:	0
Number Substantiated:	0
Number Unsubstantiated:	1
Number Active CPS Investigations:	-1



DHS, DFCS, Office of Provider Management  
**Performance-Based Placement Measures**  
**RBWO Provider GA+SCORECARD - CPA**  
Report Quarter: Q4 FY2018



**Provider/Program Name: Creative Community Services - (612) - CPA**

1650 Oak Brook Drive, Norcross, GA 30093

Phone: 770-469-6226

Vendor ID# 35296

**Quarterly Scores (Grades)**

**Current Quarter Score (Grade)**

Q1: 89.32 (B+)

Q2: 92.99 (A-)

**90.11%**

Q3: 93.27 (A-)

Q4: 90.11 (A-)

**(A-)**

# New Foster Homes During Quarter: 1

# Children in Care During Quarter: 41

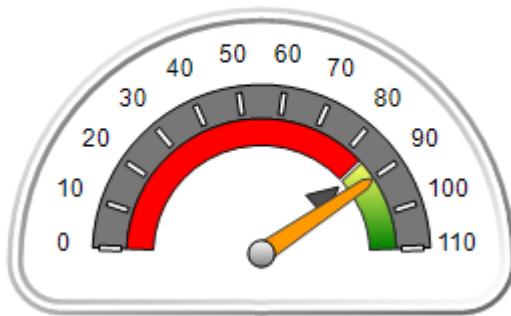
# Placements During Quarter: 43

# Children in Care On Last Day: 37

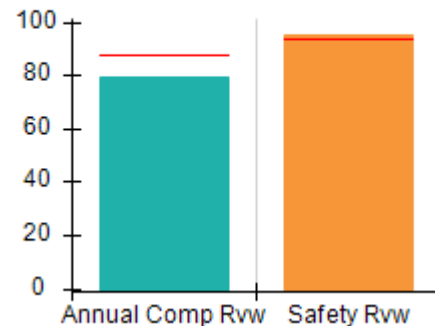
**Quarterly Provider Comparisons to All CPAs**

— indicates average for all CPAs

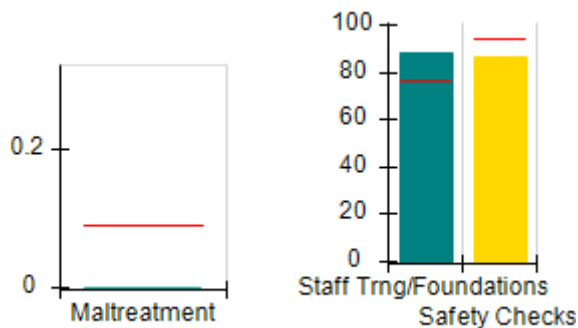
**Overall Score (%)**



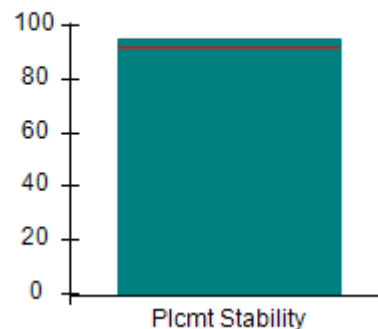
**OPM Monitoring Reviews (%)**



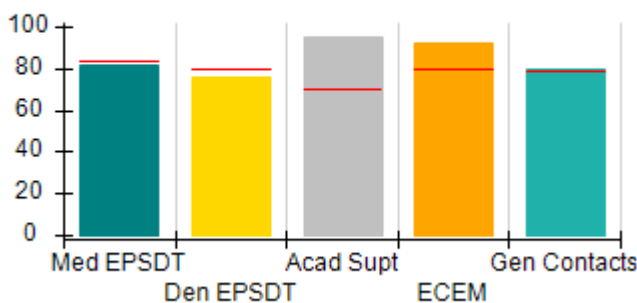
**Safety Outcomes (%)**



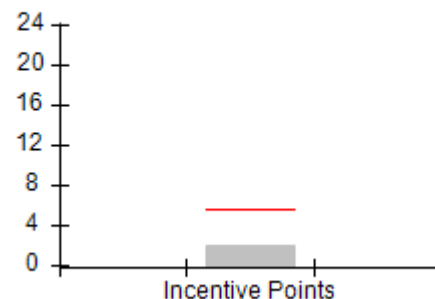
**Permanency Outcomes (%)**



**Well-Being Outcomes (%)**



**Incentives Earned (Points)**





DHS, DFCS, Office of Provider Management  
**Performance-Based Placement Measures**  
**RBWO Provider GA+SCORECARD - CPA**  
 Report Quarter: Q4 FY2018



**Provider/Program Name: Creative Community Services - (612) - CPA**

1650 Oak Brook Drive, Norcross, GA 30093  Phone: 770-469-6226  Vendor ID# 35296		Quarterly Scores (Grades)		Current Quarter Score (Grade)
		Q1: 89.32 (B+)	Q2: 92.99 (A-)	90.11%
		Q3: 93.27 (A-)	Q4: 90.11 (A-)	(A-)
# New Foster Homes During Quarter: 1		# Children in Care During Quarter: 41	# Placements During Quarter: 43	# Children in Care On Last Day: 37
	Avg Performance All CPAs (%)	Provider Performance (%)*	Possible Points (Weight)	Provider Points Earned
<b>OPM Monitoring Reviews</b>				
Annual Comprehensive Reviews	87%	79%	25	19.81
Safety Reviews	94%	95%	15	14.31
<b>Monitoring Sub-Total</b>			<b>40</b>	<b>34.11</b>
<b>CPA Safety Outcomes</b>				
Incidence of Maltreatment	0.09%	No Substantiated Reports	10	10.00
Staff Training	76%	88%	5	4.40
Staff Safety Checks	94%	86%	5	4.30
<b>Safety Sub-Total</b>			<b>20</b>	<b>18.70</b>
<b>CPA Permanency Outcomes</b>				
Placement Stability	92%	95%	15	14.25
<b>Permanency Sub-Total</b>			<b>15</b>	<b>14.25</b>
<b>CPA Well-Being Outcomes</b>				
EPSDT Medical Visits	84%	82%	4	3.28
EPSDT Dental Visits	80%	76%	4	3.04
Academic Supports	70%	95%	3	2.85
Provider ECEM Visits	80%	92%	7	6.44
Provider General Contacts	78%	80%	7	5.60
Placements with Siblings	65%	38%	Not Scored	Not Scored
Placements within Legal County	17%	14%	Not Scored	Not Scored
<b>Well-Being Sub-Total</b>			<b>25</b>	<b>21.21</b>

\*Performance calculation descriptions can be found in the FY 2018 RBWO PBP Measurements and Standards Guide.

<b>Monitoring &amp; Outcomes: Possible Points = 100</b>		<b>Points Earned: 88.27</b>	
<b>Score Before Incentives Credit</b>			<b>88.27%</b>
<b>Incentives Awarded</b>			<b>1.84 pts</b>
<b>PBP Verification</b>			<b>N/A pts</b>
<b>Total Score</b>			<b>90.11%</b>



DHS, DFCS, Office of Provider Management  
**Performance-Based Placement Measures**  
**RBWO Provider GA+SCORECARD - CPA**  
Report Quarter: Q4 FY2018



**Provider/Program Name: Creative Community Services - (612) - CPA**

# New Foster Homes During Quarter: 1		# Children in Care During Quarter: 41	# Placements During Quarter: 43	# Children in Care On Last Day: 37
CPA Incentive Credits	Avg Performance All CPAs (%)	Provider Performance (%)*	Possible Points (Weight)	Provider Points Earned
Early EPSDT Medical Visits		22%	2	0.44
Early EPSDT Dental Visits		44%	2	0.88
Permanency Contacts		0%	5	0.00
Additional Academic Supports		1%	2	0.02
Foster Hm Retention Rate (threshold = 90)		80%	2	0.00
Foster Hm Recruitment (threshold = 100)		75%	2	0.00
Active Agency Accreditation		0%	4	0.00
Staff Clinical Licensure		10%	5	0.50
<b>Incentives Total</b>	<b>5.45</b>		<b>24</b>	<b>1.84</b>
Maximum total combined incentive credit allowed is 10 points.			<b>Incentives Awarded</b>	<b>1.84</b>

\*Performance calculation descriptions can be found in the FY 2018 RBWO PBP Measurements and Standards Guide.

**Child Protective Services Investigations and Dispositions**

The following investigations data, which is not used for scoring but is considered significant to a provider's performance, is from Georgia SHINES and is not considered final or complete until the end of the fiscal year.

Total Reports:	1
Number Screened In:	1
Number Screened Out:	0
Number Substantiated:	0
Number Unsubstantiated:	1
Number Active CPS Investigations:	0





# Performance-Based Placement Measures

## RBWO Provider GA+SCORECARD - CPA

Report Quarter: Q4 FY2018

**Provider/Program Name: Devereux GA Treatment Network - Specialty Foster Care (621) - CPA**

1291 Stanley Rd., Kennesaw, GA 30512

Phone: 770-427-0147

Vendor ID# 35305

## Quarterly Scores (Grades)

Q1: 105.01 (A+)

Q2: 105.34 (A+)

Q3: 94.07 (A)

Q4: 99.94 (A+)

Current Quarter Score  
(Grade)

99.94%

(A+)

# New Foster Homes During Quarter: 2

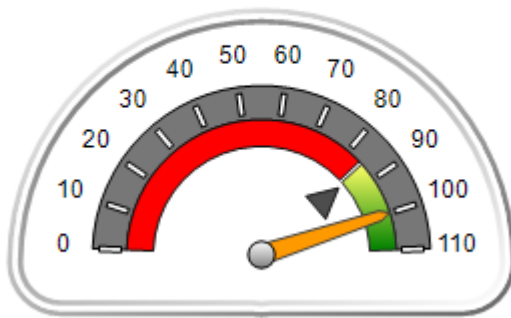
# Children in Care During  
Quarter: 53# Placements During  
Quarter: 56# Children in Care On Last  
Day: 49

### Quarterly Provider Comparisons to All CPAs

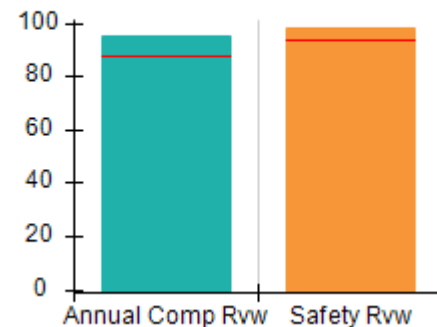


indicates average for all CPAs

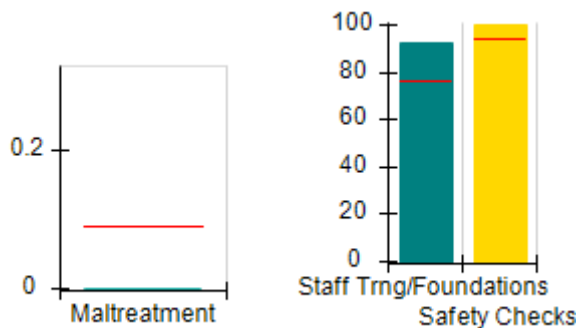
#### Overall Score (%)



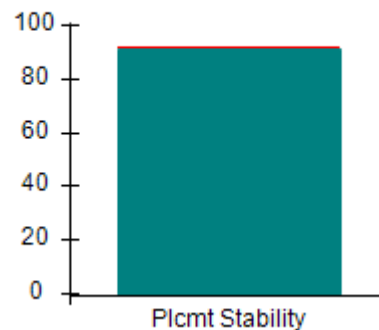
#### OPM Monitoring Reviews (%)



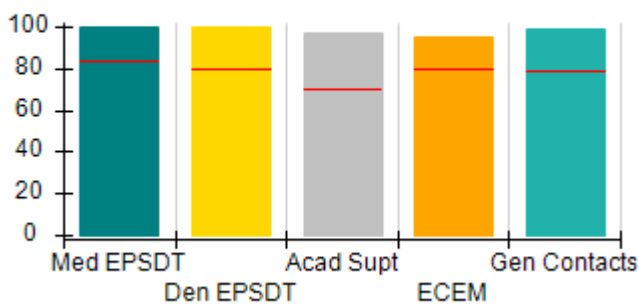
#### Safety Outcomes (%)



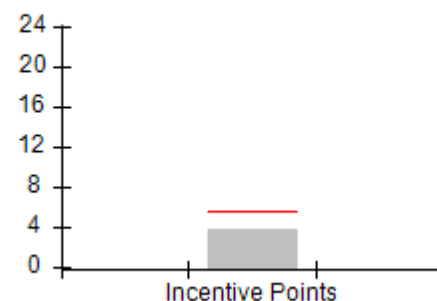
#### Permanency Outcomes (%)



#### Well-Being Outcomes (%)



#### Incentives Earned (Points)





DHS, DFCS, Office of Provider Management  
**Performance-Based Placement Measures**  
**RBWO Provider GA+SCORECARD - CPA**



Report Quarter: Q4 FY2018

**Provider/Program Name: Devereux GA Treatment Network - Specialty Foster Care (621) - CPA**

<b>1291 Stanley Rd., Kennesaw, GA 30512</b>  <b>Phone: 770-427-0147</b>  <b>Vendor ID# 35305</b>	<b>Quarterly Scores (Grades)</b>		<b>Current Quarter Score (Grade)</b>
	<b>Q1: 105.01 (A+)</b>	<b>Q2: 105.34 (A+)</b>	<b>99.94%</b>
	<b>Q3: 94.07 (A)</b>	<b>Q4: 99.94 (A+)</b>	<b>(A+)</b>

# New Foster Homes During Quarter: 2	# Children in Care During Quarter: 53	# Placements During Quarter: 56	# Children in Care On Last Day: 49
--------------------------------------	---------------------------------------	---------------------------------	------------------------------------

	<b>Avg Performance All CPAs (%)</b>	<b>Provider Performance (%)*</b>	<b>Possible Points (Weight)</b>	<b>Provider Points Earned</b>
--	-------------------------------------	----------------------------------	---------------------------------	-------------------------------

**OPM Monitoring Reviews**

Annual Comprehensive Reviews	87%	95%	25	23.69
Safety Reviews	94%	98%	15	14.68
<b>Monitoring Sub-Total</b>			<b>40</b>	<b>38.38</b>

**CPA Safety Outcomes**

Incidence of Maltreatment	0.09%	No Substantiated Reports	10	10.00
Staff Training	76%	92%	5	4.60
Staff Safety Checks	94%	100%	5	5.00
<b>Safety Sub-Total</b>			<b>20</b>	<b>19.60</b>

**CPA Permanency Outcomes**

Placement Stability	92%	91%	15	13.65
<b>Permanency Sub-Total</b>			<b>15</b>	<b>13.65</b>

**CPA Well-Being Outcomes**

EPSDT Medical Visits	84%	100%	4	4.00
EPSDT Dental Visits	80%	100%	4	4.00
Academic Supports	70%	97%	3	2.91
Provider ECEM Visits	80%	95%	7	6.65
Provider General Contacts	78%	99%	7	6.93
Placements with Siblings	65%	52%	Not Scored	Not Scored
Placements within Legal County	17%	18%	Not Scored	Not Scored
<b>Well-Being Sub-Total</b>			<b>25</b>	<b>24.49</b>

\*Performance calculation descriptions can be found in the FY 2018 RBWO PBP Measurements and Standards Guide.

<b>Monitoring &amp; Outcomes: Possible Points = 100</b>	<b>Points Earned: 96.12</b>
<b>Score Before Incentives Credit</b>	<b>96.12%</b>
<b>Incentives Awarded</b>	<b>3.82 pts</b>
<b>PBP Verification</b>	<b>N/A pts</b>
<b>Total Score</b>	<b>99.94%</b>



**DHS, DFCS, Office of Provider Management**  
**Performance-Based Placement Measures**  
**RBWO Provider GA+SCORECARD - CPA**



**Report Quarter: Q4 FY2018**

**Provider/Program Name: Devereux GA Treatment Network - Specialty Foster Care (621) - CPA**

# New Foster Homes During Quarter: 2		# Children in Care During Quarter: 53	# Placements During Quarter: 56	# Children in Care On Last Day: 49
CPA Incentive Credits	Avg Performance All CPAs (%)	Provider Performance (%)*	Possible Points (Weight)	Provider Points Earned
Early EPSDT Medical Visits		91%	2	1.82
Early EPSDT Dental Visits		100%	2	2.00
Permanency Contacts		None Planned	5	
Additional Academic Supports		0%	2	0.00
Foster Hm Retention Rate (threshold = 90)		83%	2	0.00
Foster Hm Recruitment (threshold = 100)		25%	2	0.00
Active Agency Accreditation		0%	4	0.00
Staff Clinical Licensure		0%	5	0.00
<b>Incentives Total</b>	<b>5.45</b>		<b>24</b>	<b>3.82</b>
Maximum total combined incentive credit allowed is 10 points.			<b>Incentives Awarded</b>	<b>3.82</b>

\*Performance calculation descriptions can be found in the FY 2018 RBWO PBP Measurements and Standards Guide.

**Child Protective Services Investigations and Dispositions**

The following investigations data, which is not used for scoring but is considered significant to a provider's performance, is from Georgia SHINES and is not considered final or complete until the end of the fiscal year.

Total Reports:	0
Number Screened In:	0
Number Screened Out:	0
Number Substantiated:	0
Number Unsubstantiated:	2
Number Active CPS Investigations:	-2



DHS, DFCS, Office of Provider Management  
**Performance-Based Placement Measures**  
**RBWO Provider GA+SCORECARD - CPA**



Report Quarter: Q4 FY2018

**Provider/Program Name: Elks Aidmore Children's Center - Child Placing Agency (5120) - CPA**

2394 Morrison Road, Conyers, GA 30094

Phone: 770-483-3535

Vendor ID# 108643

**Quarterly Scores (Grades)**

**Current Quarter Score (Grade)**

Q1: 99.20 (A+)

Q2: 97.79 (A+)

**93.76%**

Q3: 97.04 (A+)

Q4: 93.76 (A-)

**(A-)**

# New Foster Homes During Quarter: 5

# Children in Care During Quarter: 97

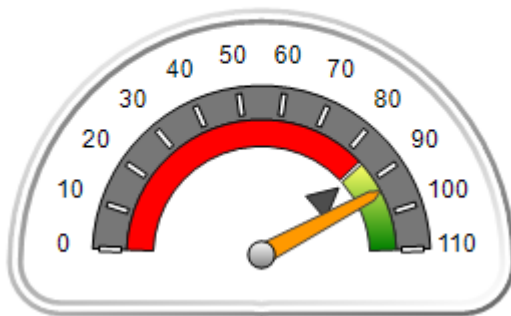
# Placements During Quarter: 115

# Children in Care On Last Day: 80

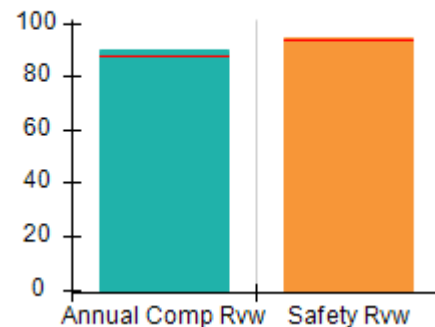
**Quarterly Provider Comparisons to All CPAs**

▼ — indicates average for all CPAs

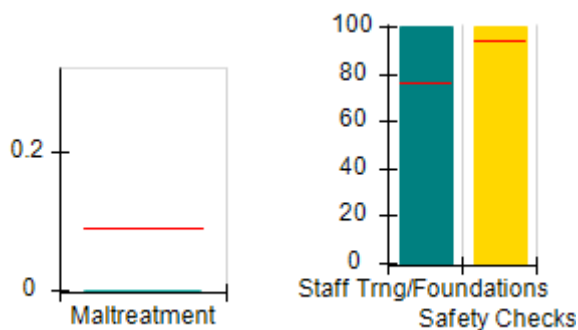
**Overall Score (%)**



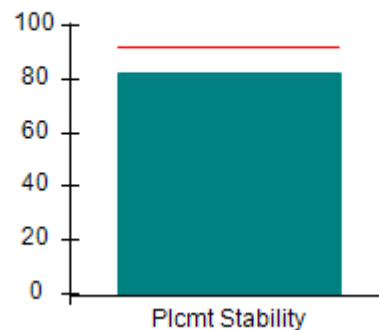
**OPM Monitoring Reviews (%)**



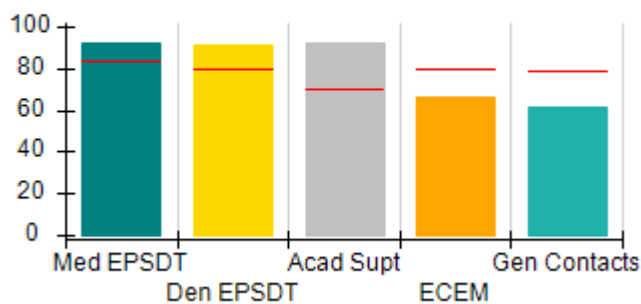
**Safety Outcomes (%)**



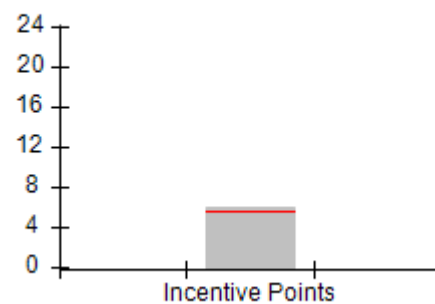
**Permanency Outcomes (%)**



**Well-Being Outcomes (%)**



**Incentives Earned (Points)**





DHS, DFCS, Office of Provider Management  
**Performance-Based Placement Measures**  
**RBWO Provider GA+SCORECARD - CPA**



Report Quarter: Q4 FY2018

**Provider/Program Name: Elks Aidmore Children's Center - Child Placing Agency (5120) - CPA**

<b>2394 Morrison Road, Conyers, GA 30094</b>  <b>Phone: 770-483-3535</b>  <b>Vendor ID# 108643</b>	<b>Quarterly Scores (Grades)</b>		<b>Current Quarter Score (Grade)</b>
	<b>Q1: 99.20 (A+)</b>	<b>Q2: 97.79 (A+)</b>	<b>93.76%</b>
	<b>Q3: 97.04 (A+)</b>	<b>Q4: 93.76 (A-)</b>	<b>(A-)</b>

# New Foster Homes During Quarter: 5	# Children in Care During Quarter: 97	# Placements During Quarter: 115	# Children in Care On Last Day: 80
--------------------------------------	---------------------------------------	----------------------------------	------------------------------------

	<b>Avg Performance All CPAs (%)</b>	<b>Provider Performance (%)*</b>	<b>Possible Points (Weight)</b>	<b>Provider Points Earned</b>
--	-------------------------------------	----------------------------------	---------------------------------	-------------------------------

**OPM Monitoring Reviews**

Annual Comprehensive Reviews	87%	90%	25	22.38
Safety Reviews	94%	94%	15	14.17
<b>Monitoring Sub-Total</b>			<b>40</b>	<b>36.55</b>

**CPA Safety Outcomes**

Incidence of Maltreatment	0.09%	No Substantiated Reports	10	10.00
Staff Training	76%	100%	5	5.00
Staff Safety Checks	94%	100%	5	5.00
<b>Safety Sub-Total</b>			<b>20</b>	<b>20.00</b>

**CPA Permanency Outcomes**

Placement Stability	92%	82%	15	12.30
<b>Permanency Sub-Total</b>			<b>15</b>	<b>12.30</b>

**CPA Well-Being Outcomes**

EPSDT Medical Visits	84%	92%	4	3.68
EPSDT Dental Visits	80%	91%	4	3.64
Academic Supports	70%	92%	3	2.76
Provider ECEM Visits	80%	66%	7	4.62
Provider General Contacts	78%	61%	7	4.27
Placements with Siblings	65%	27%	Not Scored	Not Scored
Placements within Legal County	17%	0%	Not Scored	Not Scored
<b>Well-Being Sub-Total</b>			<b>25</b>	<b>18.97</b>

\*Performance calculation descriptions can be found in the FY 2018 RBWO PBP Measurements and Standards Guide.

<b>Monitoring &amp; Outcomes: Possible Points = 100</b>	<b>Points Earned: 87.82</b>
<b>Score Before Incentives Credit</b>	<b>87.82%</b>
<b>Incentives Awarded</b>	<b>5.94 pts</b>
<b>PBP Verification</b>	<b>N/A pts</b>
<b>Total Score</b>	<b>93.76%</b>



DHS, DFCS, Office of Provider Management  
**Performance-Based Placement Measures**  
**RBWO Provider GA+SCORECARD - CPA**



Report Quarter: Q4 FY2018

**Provider/Program Name: Elks Aidmore Children's Center - Child Placing Agency (5120) - CPA**

# New Foster Homes During Quarter: 5		# Children in Care During Quarter: 97	# Placements During Quarter: 115	# Children in Care On Last Day: 80
CPA Incentive Credits	Avg Performance All CPAs (%)	Provider Performance (%)*	Possible Points (Weight)	Provider Points Earned
Early EPSDT Medical Visits		71%	2	1.42
Early EPSDT Dental Visits		78%	2	1.56
Permanency Contacts		0%	5	0.00
Additional Academic Supports		23%	2	0.46
Foster Hm Retention Rate (threshold = 90)		84%	2	0.00
Foster Hm Recruitment (threshold = 100)		75%	2	0.00
Active Agency Accreditation		50%	4	2.00
Staff Clinical Licensure		10%	5	0.50
<b>Incentives Total</b>	<b>5.45</b>		<b>24</b>	<b>5.94</b>
Maximum total combined incentive credit allowed is 10 points.			<b>Incentives Awarded</b>	<b>5.94</b>

\*Performance calculation descriptions can be found in the FY 2018 RBWO PBP Measurements and Standards Guide.

**Child Protective Services Investigations and Dispositions**

The following investigations data, which is not used for scoring but is considered significant to a provider's performance, is from Georgia SHINES and is not considered final or complete until the end of the fiscal year.

Total Reports:	4
Number Screened In:	0
Number Screened Out:	4
Number Substantiated:	0
Number Unsubstantiated:	2
Number Active CPS Investigations:	-2



DHS, DFCS, Office of Provider Management  
**Performance-Based Placement Measures**  
**RBWO Provider GA+SCORECARD - CPA**



Report Quarter: Q4 FY2018

**Provider/Program Name: Elks Aidmore Children's Center - Dalton (5311) - CPA**

105 North Pentz Street, Dalton, GA 30720

Phone: 770-483-3535

Vendor ID# 4574

Quarterly Scores (Grades)

Q1: (N/A)

Q2: 52.00 (F)

Q3: 103.17 (A+)

Q4: 103.42 (A+)

Current Quarter Score (Grade)

**103.42%**

**(A+)**

# New Foster Homes During Quarter: 1

# Children in Care During Quarter: 7

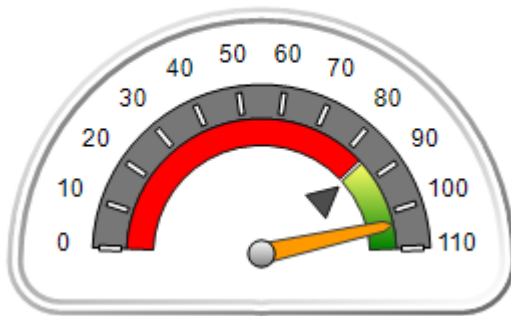
# Placements During Quarter: 7

# Children in Care On Last Day: 4

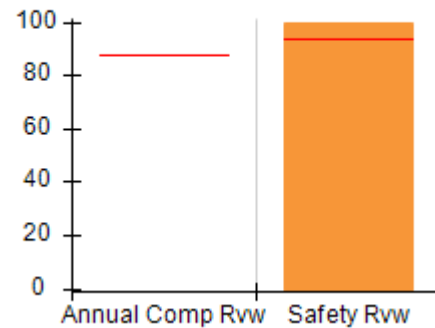
**Quarterly Provider Comparisons to All CPAs**

— indicates average for all CPAs

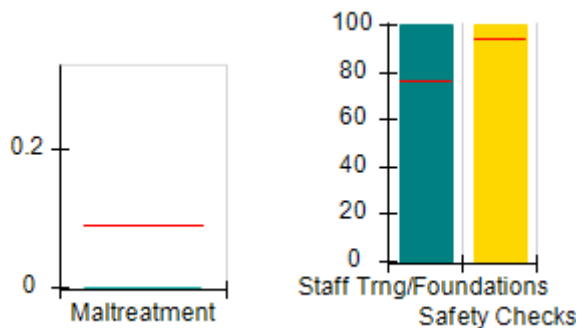
Overall Score (%)



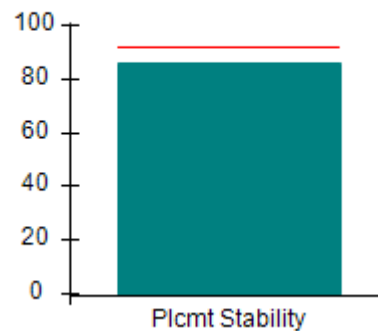
OPM Monitoring Reviews (%)



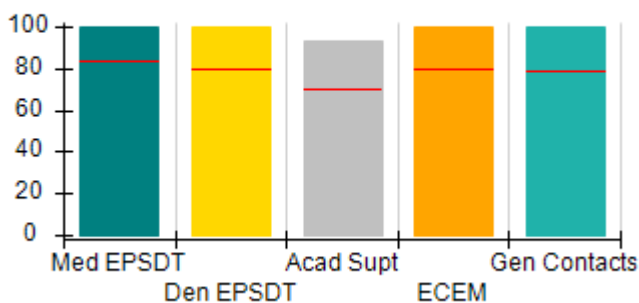
Safety Outcomes (%)



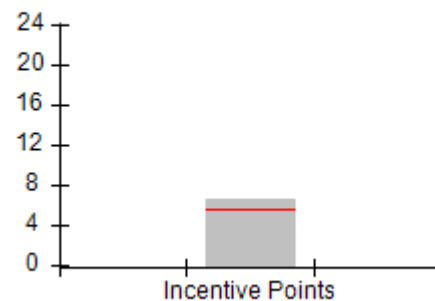
Permanency Outcomes (%)



Well-Being Outcomes (%)



Incentives Earned (Points)





DHS, DFCS, Office of Provider Management  
**Performance-Based Placement Measures**  
**RBWO Provider GA+SCORECARD - CPA**  
 Report Quarter: Q4 FY2018



**Provider/Program Name: Elks Aidmore Children's Center - Dalton (5311) - CPA**

105 North Pentz Street, Dalton, GA 30720 Phone: 770-483-3535 Vendor ID# 4574		Quarterly Scores (Grades)		Current Quarter Score (Grade)
		Q1: (F)	Q2: 52.00 (F)	103.42%
		Q3: 103.17 (A+)	Q4: 103.42 (A+)	(A+)
# New Foster Homes During Quarter: 1		# Children in Care During Quarter: 7	# Placements During Quarter: 7	# Children in Care On Last Day: 4
	Avg Performance All CPAs (%)	Provider Performance (%)*	Possible Points (Weight)	Provider Points Earned
<b>OPM Monitoring Reviews</b>				
Annual Comprehensive Reviews	87%	Not Yet Conducted		
Safety Reviews	94%	100%	15	15.00
<b>Monitoring Sub-Total</b>			<b>15</b>	<b>15.00</b>
<b>CPA Safety Outcomes</b>				
Incidence of Maltreatment	0.09%	No Substantiated Reports	10	10.00
Staff Training	76%	100%	5	5.00
Staff Safety Checks	94%	100%	5	5.00
<b>Safety Sub-Total</b>			<b>20</b>	<b>20.00</b>
<b>CPA Permanency Outcomes</b>				
Placement Stability	92%	86%	15	12.90
<b>Permanency Sub-Total</b>			<b>15</b>	<b>12.90</b>
<b>CPA Well-Being Outcomes</b>				
EPSDT Medical Visits	84%	100%	4	4.00
EPSDT Dental Visits	80%	100%	4	4.00
Academic Supports	70%	93%	3	2.79
Provider ECEM Visits	80%	100%	7	7.00
Provider General Contacts	78%	100%	7	7.00
Placements with Siblings	65%	55%	Not Scored	Not Scored
Placements within Legal County	17%	0%	Not Scored	Not Scored
<b>Well-Being Sub-Total</b>			<b>25</b>	<b>24.79</b>

\*Performance calculation descriptions can be found in the FY 2018 RBWO PBP Measurements and Standards Guide.

<b>Monitoring &amp; Outcomes: Possible Points = 75</b>		<b>Points Earned: 72.69</b>	
<b>Score Before Incentives Credit</b>			<b>96.92%</b>
<b>Incentives Awarded</b>			<b>6.50 pts</b>
<b>PBP Verification</b>			<b>0.00 pts</b>
<b>Total Score</b>			<b>103.42%</b>





**DHS, DFCS, Office of Provider Management**  
**Performance-Based Placement Measures**  
**RBWO Provider GA+SCORECARD - CPA**  
**Report Quarter: Q4 FY2018**



**Provider/Program Name: Elks Aidmore Children's Center - Dalton (5311) - CPA**

# New Foster Homes During Quarter: 1		# Children in Care During Quarter: 7	# Placements During Quarter: 7	# Children in Care On Last Day: 4
CPA Incentive Credits	Avg Performance All CPAs (%)	Provider Performance (%)*	Possible Points (Weight)	Provider Points Earned
Early EPSDT Medical Visits		Not Eligible	2	
Early EPSDT Dental Visits		100%	2	2.00
Permanency Contacts		None Planned	5	
Additional Academic Supports		0%	2	0.00
Foster Hm Retention Rate (threshold = 90)		100%	2	2.00
Foster Hm Recruitment (threshold = 100)		100%	2	2.00
Active Agency Accreditation		0%	4	0.00
Staff Clinical Licensure		10%	5	0.50
<b>Incentives Total</b>	<b>5.45</b>		<b>24</b>	<b>6.50</b>
Maximum total combined incentive credit allowed is 10 points.			<b>Incentives Awarded</b>	<b>6.50</b>

\*Performance calculation descriptions can be found in the FY 2018 RBWO PBP Measurements and Standards Guide.

**Child Protective Services Investigations and Dispositions**

The following investigations data, which is not used for scoring but is considered significant to a provider's performance, is from Georgia SHINES and is not considered final or complete until the end of the fiscal year.

Total Reports:	0
Number Screened In:	0
Number Screened Out:	0
Number Substantiated:	0
Number Unsubstantiated:	0
Number Active CPS Investigations:	0



DHS, DFCS, Office of Provider Management  
**Performance-Based Placement Measures**  
**RBWO Provider GA+SCORECARD - CPA**



Report Quarter: Q4 FY2018

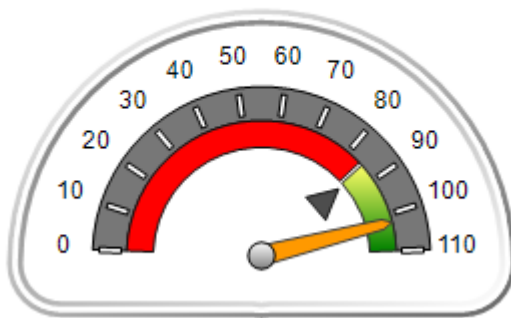
**Provider/Program Name: Elks Aidmore Children's Center - Savannah (5231) - CPA**

132 Stephenson Avenue, Savannah, GA 31405 Phone: 912-200-3685 Vendor ID# 143218	Quarterly Scores (Grades)		Current Quarter Score (Grade)
	Q1: 102.00 (A+)	Q2: 106.20 (A+)	102.26% (A+)
	Q3: 94.96 (A)	Q4: 102.26 (A+)	
# New Foster Homes During Quarter: 2	# Children in Care During Quarter: 8	# Placements During Quarter: 8	# Children in Care On Last Day: 4

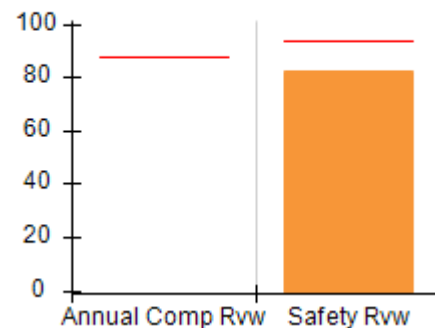
**Quarterly Provider Comparisons to All CPAs**

▼ — indicates average for all CPAs

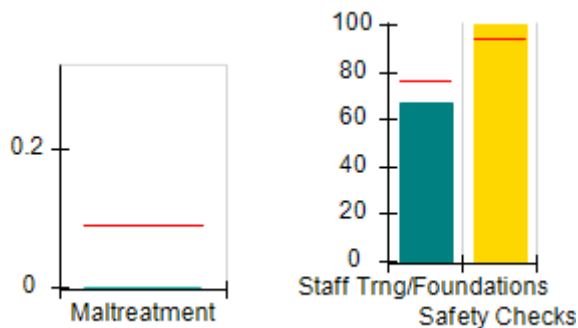
Overall Score (%)



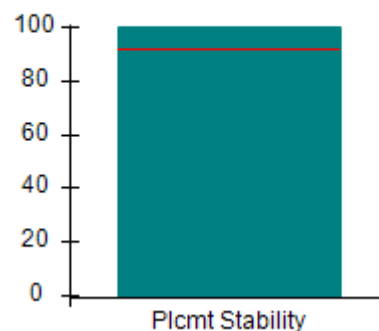
OPM Monitoring Reviews (%)



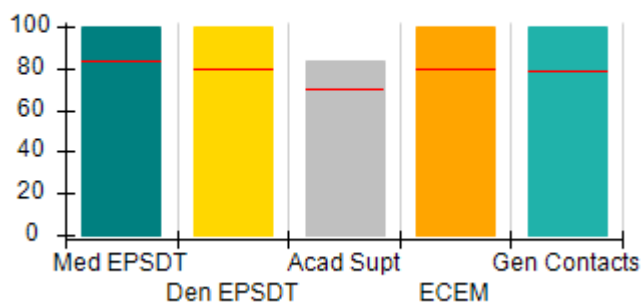
Safety Outcomes (%)



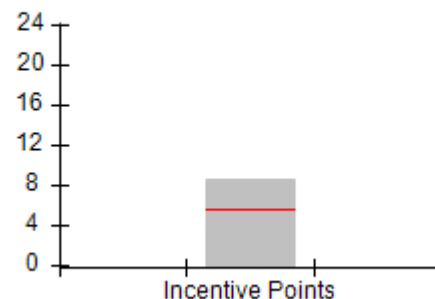
Permanency Outcomes (%)



Well-Being Outcomes (%)



Incentives Earned (Points)





DHS, DFCS, Office of Provider Management  
**Performance-Based Placement Measures**  
**RBWO Provider GA+SCORECARD - CPA**  
 Report Quarter: Q4 FY2018



**Provider/Program Name: Elks Aidmore Children's Center - Savannah (5231) - CPA**

132 Stephenson Avenue, Savannah, GA 31405  Phone: 912-200-3685  Vendor ID# 143218		Quarterly Scores (Grades)		Current Quarter Score (Grade)
		Q1: 102.00 (A+)	Q2: 106.20 (A+)	102.26% (A+)
		Q3: 94.96 (A)	Q4: 102.26 (A+)	
# New Foster Homes During Quarter: 2		# Children in Care During Quarter: 8	# Placements During Quarter: 8	# Children in Care On Last Day: 4
	Avg Performance All CPAs (%)	Provider Performance (%)*	Possible Points (Weight)	Provider Points Earned
<b>OPM Monitoring Reviews</b>				
Annual Comprehensive Reviews	87%	Not Yet Conducted		
Safety Reviews	94%	82%	15	12.36
<b>Monitoring Sub-Total</b>			<b>15</b>	<b>12.36</b>
<b>CPA Safety Outcomes</b>				
Incidence of Maltreatment	0.09%	No Substantiated Reports	10	10.00
Staff Training	76%	67%	5	3.35
Staff Safety Checks	94%	100%	5	5.00
<b>Safety Sub-Total</b>			<b>20</b>	<b>18.35</b>
<b>CPA Permanency Outcomes</b>				
Placement Stability	92%	100%	15	15.00
<b>Permanency Sub-Total</b>			<b>15</b>	<b>15.00</b>
<b>CPA Well-Being Outcomes</b>				
EPSDT Medical Visits	84%	100%	4	4.00
EPSDT Dental Visits	80%	100%	4	4.00
Academic Supports	70%	83%	3	2.49
Provider ECEM Visits	80%	100%	7	7.00
Provider General Contacts	78%	100%	7	7.00
Placements with Siblings	65%	40%	Not Scored	Not Scored
Placements within Legal County	17%	100%	Not Scored	Not Scored
<b>Well-Being Sub-Total</b>			<b>25</b>	<b>24.49</b>

\*Performance calculation descriptions can be found in the FY 2018 RBWO PBP Measurements and Standards Guide.

<b>Monitoring &amp; Outcomes: Possible Points = 75</b>		<b>Points Earned: 70.20</b>	
<b>Score Before Incentives Credit</b>			<b>93.60%</b>
<b>Incentives Awarded</b>			<b>8.66 pts</b>
<b>PBP Verification</b>			<b>N/A pts</b>
<b>Total Score</b>			<b>102.26%</b>



**DHS, DFCS, Office of Provider Management**  
**Performance-Based Placement Measures**  
**RBWO Provider GA+SCORECARD - CPA**



**Report Quarter: Q4 FY2018**

**Provider/Program Name: Elks Aidmore Children's Center - Savannah (5231) - CPA**

# New Foster Homes During Quarter: 2		# Children in Care During Quarter: 8	# Placements During Quarter: 8	# Children in Care On Last Day: 4
CPA Incentive Credits	Avg Performance All CPAs (%)	Provider Performance (%)*	Possible Points (Weight)	Provider Points Earned
Early EPSDT Medical Visits		100%	2	2.00
Early EPSDT Dental Visits		100%	2	2.00
Permanency Contacts		None Planned	5	
Additional Academic Supports		33%	2	0.66
Foster Hm Retention Rate (threshold = 90)		83%	2	0.00
Foster Hm Recruitment (threshold = 100)		100%	2	2.00
Active Agency Accreditation		50%	4	2.00
Staff Clinical Licensure		0%	5	0.00
<b>Incentives Total</b>	<b>5.45</b>		<b>24</b>	<b>8.66</b>
Maximum total combined incentive credit allowed is 10 points.			<b>Incentives Awarded</b>	<b>8.66</b>

\*Performance calculation descriptions can be found in the FY 2018 RBWO PBP Measurements and Standards Guide.

**Child Protective Services Investigations and Dispositions**

The following investigations data, which is not used for scoring but is considered significant to a provider's performance, is from Georgia SHINES and is not considered final or complete until the end of the fiscal year.

Total Reports:	0
Number Screened In:	0
Number Screened Out:	0
Number Substantiated:	0
Number Unsubstantiated:	0
Number Active CPS Investigations:	0



DHS, DFCS, Office of Provider Management  
**Performance-Based Placement Measures**  
**RBWO Provider GA+SCORECARD - CPA**



Report Quarter: Q4 FY2018

**Provider/Program Name: Elks Aidmore Children's Center - Valdosta (5179) - CPA**

3312A N. Oak Street Extension , Valdosta, GA 31602

Phone: 229-244-3020

Vendor ID# 33264

**Quarterly Scores (Grades)**

Q1: 103.95 (A+)

Q2: 101.05 (A+)

Q3: 98.34 (A+)

Q4: 96.93 (A)

**Current Quarter Score (Grade)**

**96.93%**

**(A)**

# New Foster Homes During Quarter: 4

# Children in Care During Quarter: 38

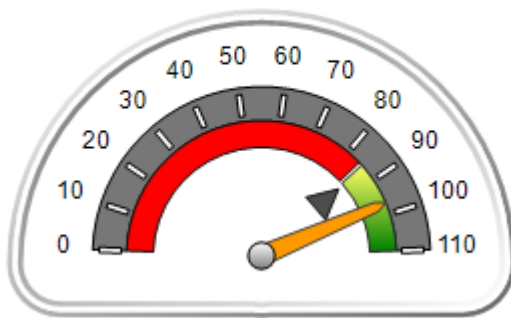
# Placements During Quarter: 45

# Children in Care On Last Day: 30

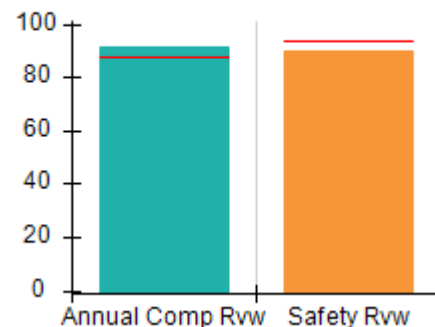
**Quarterly Provider Comparisons to All CPAs**

▼ — indicates average for all CPAs

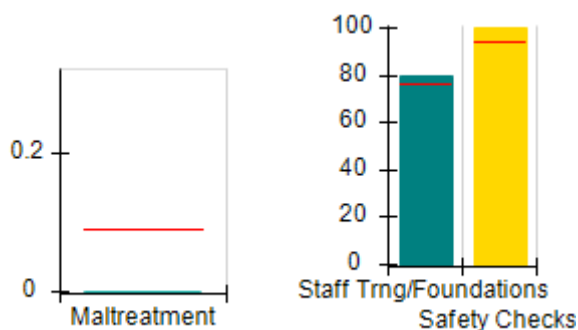
**Overall Score (%)**



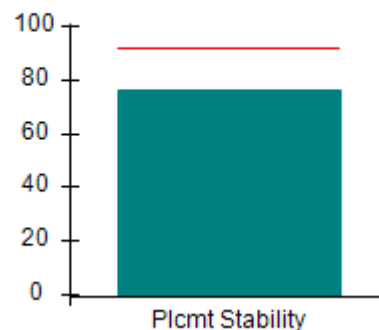
**OPM Monitoring Reviews (%)**



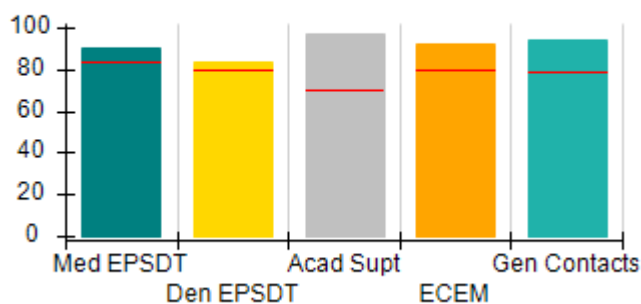
**Safety Outcomes (%)**



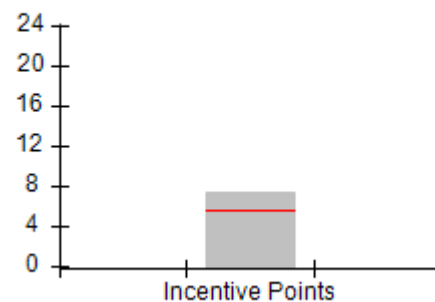
**Permanency Outcomes (%)**



**Well-Being Outcomes (%)**



**Incentives Earned (Points)**





DHS, DFCS, Office of Provider Management  
**Performance-Based Placement Measures**  
**RBWO Provider GA+SCORECARD - CPA**  
 Report Quarter: Q4 FY2018



**Provider/Program Name: Elks Aidmore Children's Center - Valdosta (5179) - CPA**

<b>3312A N. Oak Street Extension , Valdosta, GA 31602</b>  <b>Phone: 229-244-3020</b>  <b>Vendor ID# 33264</b>		Quarterly Scores (Grades)		Current Quarter Score (Grade)
		Q1: 103.95 (A+)	Q2: 101.05 (A+)	96.93%
		Q3: 98.34 (A+)	Q4: 96.93 (A)	(A)
# New Foster Homes During Quarter: 4		# Children in Care During Quarter: 38	# Placements During Quarter: 45	# Children in Care On Last Day: 30
	Avg Performance All CPAs (%)	Provider Performance (%)*	Possible Points (Weight)	Provider Points Earned
<b>OPM Monitoring Reviews</b>				
Annual Comprehensive Reviews	87%	92%	25	22.88
Safety Reviews	94%	90%	15	13.50
<b>Monitoring Sub-Total</b>			<b>40</b>	<b>36.38</b>
<b>CPA Safety Outcomes</b>				
Incidence of Maltreatment	0.09%	No Substantiated Reports	10	10.00
Staff Training	76%	80%	5	4.00
Staff Safety Checks	94%	100%	5	5.00
<b>Safety Sub-Total</b>			<b>20</b>	<b>19.00</b>
<b>CPA Permanency Outcomes</b>				
Placement Stability	92%	76%	15	11.40
<b>Permanency Sub-Total</b>			<b>15</b>	<b>11.40</b>
<b>CPA Well-Being Outcomes</b>				
EPSDT Medical Visits	84%	90%	4	3.60
EPSDT Dental Visits	80%	83%	4	3.32
Academic Supports	70%	97%	3	2.91
Provider ECEM Visits	80%	92%	7	6.44
Provider General Contacts	78%	94%	7	6.58
Placements with Siblings	65%	34%	Not Scored	Not Scored
Placements within Legal County	17%	11%	Not Scored	Not Scored
<b>Well-Being Sub-Total</b>			<b>25</b>	<b>22.85</b>

\*Performance calculation descriptions can be found in the FY 2018 RBWO PBP Measurements and Standards Guide.

<b>Monitoring &amp; Outcomes: Possible Points = 100</b>	<b>Points Earned: 89.63</b>
<b>Score Before Incentives Credit</b>	<b>89.63%</b>
<b>Incentives Awarded</b>	<b>7.30 pts</b>
<b>PBP Verification</b>	<b>N/A pts</b>
<b>Total Score</b>	<b>96.93%</b>



**DHS, DFCS, Office of Provider Management**  
**Performance-Based Placement Measures**  
**RBWO Provider GA+SCORECARD - CPA**  
**Report Quarter: Q4 FY2018**



**Provider/Program Name: Elks Aidmore Children's Center - Valdosta (5179) - CPA**

# New Foster Homes During Quarter: 4		# Children in Care During Quarter: 38	# Placements During Quarter: 45	# Children in Care On Last Day: 30
CPA Incentive Credits	Avg Performance All CPAs (%)	Provider Performance (%)*	Possible Points (Weight)	Provider Points Earned
Early EPSDT Medical Visits		57%	2	1.14
Early EPSDT Dental Visits		58%	2	1.16
Permanency Contacts		0%	5	0.00
Additional Academic Supports		25%	2	0.50
Foster Hm Retention Rate (threshold = 90)		79%	2	0.00
Foster Hm Recruitment (threshold = 100)		100%	2	2.00
Active Agency Accreditation		50%	4	2.00
Staff Clinical Licensure		10%	5	0.50
<b>Incentives Total</b>	<b>5.45</b>		<b>24</b>	<b>7.30</b>
Maximum total combined incentive credit allowed is 10 points.			<b>Incentives Awarded</b>	<b>7.30</b>

\*Performance calculation descriptions can be found in the FY 2018 RBWO PBP Measurements and Standards Guide.

**Child Protective Services Investigations and Dispositions**

The following investigations data, which is not used for scoring but is considered significant to a provider's performance, is from Georgia SHINES and is not considered final or complete until the end of the fiscal year.

Total Reports:	0
Number Screened In:	0
Number Screened Out:	0
Number Substantiated:	0
Number Unsubstantiated:	0
Number Active CPS Investigations:	0



DHS, DFCS, Office of Provider Management  
**Performance-Based Placement Measures**  
**RBWO Provider GA+SCORECARD - CPA**  
Report Quarter: Q4 FY2018



**Provider/Program Name: ENA, Inc., dba NECCO (formerly GA SAFE) - Albany (672) - CPA**

2516 Dawson Rd., Albany, GA 31707

Phone: 229-2995095

Vendor ID# 84512

**Quarterly Scores (Grades)**

**Current Quarter Score (Grade)**

Q1: 95.72 (A)

Q2: 89.28 (B+)

**93.86%**

Q3: 92.49 (A-)

Q4: 93.86 (A-)

**(A-)**

# New Foster Homes During Quarter: 3

# Children in Care During Quarter: 80

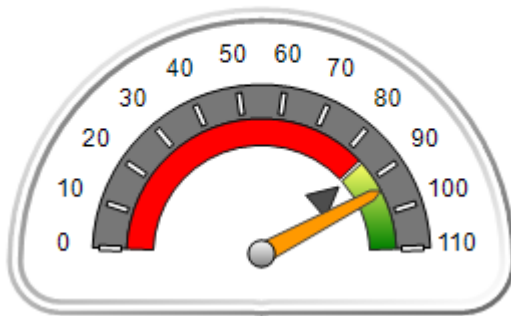
# Placements During Quarter: 82

# Children in Care On Last Day: 68

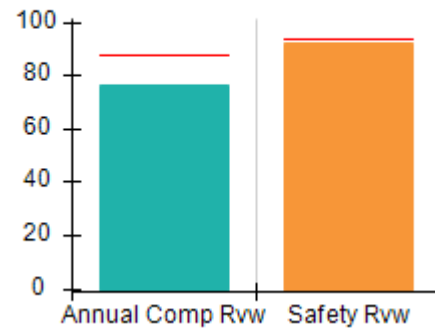
**Quarterly Provider Comparisons to All CPAs**

— indicates average for all CPAs

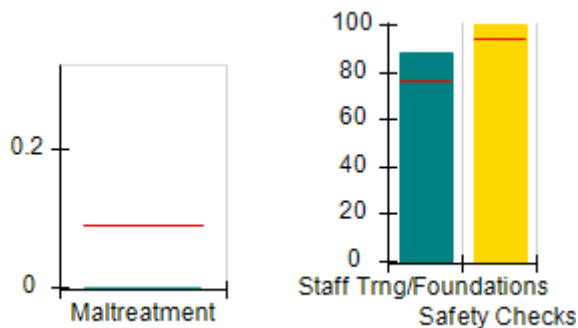
**Overall Score (%)**



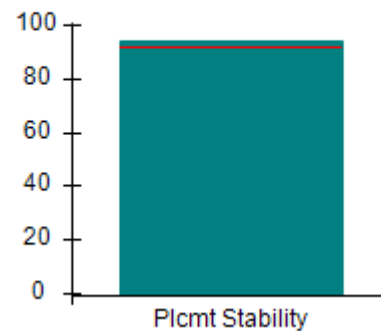
**OPM Monitoring Reviews (%)**



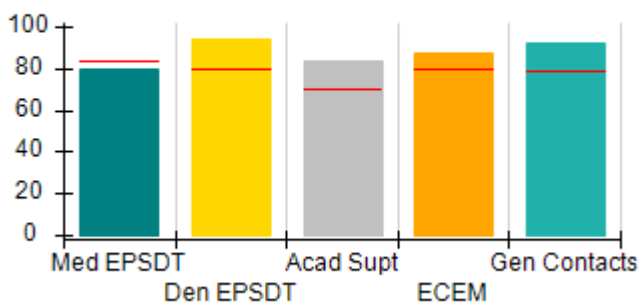
**Safety Outcomes (%)**



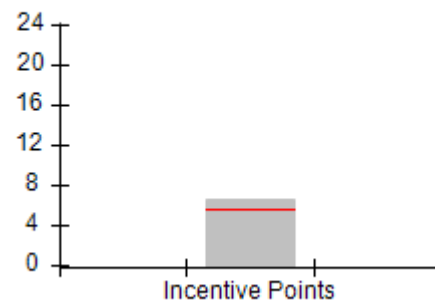
**Permanency Outcomes (%)**



**Well-Being Outcomes (%)**



**Incentives Earned (Points)**







DHS, DFCS, Office of Provider Management  
**Performance-Based Placement Measures**  
**RBWO Provider GA+SCORECARD - CPA**  
 Report Quarter: Q4 FY2018



**Provider/Program Name: ENA, Inc., dba NECCO (formerly GA SAFE) - Albany (672) - CPA**

2516 Dawson Rd., Albany, GA 31707  Phone: 229-2995095  Vendor ID# 84512	Quarterly Scores (Grades)		Current Quarter Score (Grade)
	Q1: 95.72 (A)	Q2: 89.28 (B+)	93.86% (A-)
	Q3: 92.49 (A-)	Q4: 93.86 (A-)	

# New Foster Homes During Quarter: 3	# Children in Care During Quarter: 80	# Placements During Quarter: 82	# Children in Care On Last Day: 68
--------------------------------------	---------------------------------------	---------------------------------	------------------------------------

	Avg Performance All CPAs (%)	Provider Performance (%)*	Possible Points (Weight)	Provider Points Earned
--	------------------------------	---------------------------	--------------------------	------------------------

**OPM Monitoring Reviews**

Annual Comprehensive Reviews	87%	76%	25	19.05
Safety Reviews	94%	92%	15	13.80
<b>Monitoring Sub-Total</b>			<b>40</b>	<b>32.84</b>

**CPA Safety Outcomes**

Incidence of Maltreatment	0.09%	No Substantiated Reports	10	10.00
Staff Training	76%	88%	5	4.40
Staff Safety Checks	94%	100%	5	5.00
<b>Safety Sub-Total</b>			<b>20</b>	<b>19.40</b>

**CPA Permanency Outcomes**

Placement Stability	92%	94%	15	14.10
<b>Permanency Sub-Total</b>			<b>15</b>	<b>14.10</b>

**CPA Well-Being Outcomes**

EPSDT Medical Visits	84%	80%	4	3.20
EPSDT Dental Visits	80%	94%	4	3.76
Academic Supports	70%	83%	3	2.49
Provider ECEM Visits	80%	87%	7	6.09
Provider General Contacts	78%	92%	7	6.44
Placements with Siblings	65%	58%	Not Scored	Not Scored
Placements within Legal County	17%	0%	Not Scored	Not Scored
<b>Well-Being Sub-Total</b>			<b>25</b>	<b>21.98</b>

\*Performance calculation descriptions can be found in the FY 2018 RBWO PBP Measurements and Standards Guide.

<b>Monitoring &amp; Outcomes: Possible Points = 100</b>	<b>Points Earned: 88.32</b>
<b>Score Before Incentives Credit</b>	<b>88.32%</b>
<b>Incentives Awarded</b>	<b>6.54 pts</b>
<b>PBP Verification</b>	<b>-1.00 pts</b>
<b>Total Score</b>	<b>93.86%</b>



**DHS, DFCS, Office of Provider Management**  
**Performance-Based Placement Measures**  
**RBWO Provider GA+SCORECARD - CPA**  
**Report Quarter: Q4 FY2018**



**Provider/Program Name: ENA, Inc., dba NECCO (formerly GA SAFE) - Albany (672) - CPA**

# New Foster Homes During Quarter: 3		# Children in Care During Quarter: 80	# Placements During Quarter: 82	# Children in Care On Last Day: 68
CPA Incentive Credits	Avg Performance All CPAs (%)	Provider Performance (%)*	Possible Points (Weight)	Provider Points Earned
Early EPSDT Medical Visits		43%	2	0.86
Early EPSDT Dental Visits		56%	2	1.12
Permanency Contacts		0%	5	0.00
Additional Academic Supports		3%	2	0.06
Foster Hm Retention Rate (threshold = 90)		94%	2	2.00
Foster Hm Recruitment (threshold = 100)		25%	2	0.00
Active Agency Accreditation		50%	4	2.00
Staff Clinical Licensure		10%	5	0.50
<b>Incentives Total</b>	<b>5.45</b>		<b>24</b>	<b>6.54</b>
Maximum total combined incentive credit allowed is 10 points.			<b>Incentives Awarded</b>	<b>6.54</b>

\*Performance calculation descriptions can be found in the FY 2018 RBWO PBP Measurements and Standards Guide.

### Child Protective Services Investigations and Dispositions

The following investigations data, which is not used for scoring but is considered significant to a provider's performance, is from Georgia SHINES and is not considered final or complete until the end of the fiscal year.

Total Reports:	0
Number Screened In:	0
Number Screened Out:	0
Number Substantiated:	0
Number Unsubstantiated:	1
Number Active CPS Investigations:	-1



DHS, DFCS, Office of Provider Management  
**Performance-Based Placement Measures**  
**RBWO Provider GA+SCORECARD - CPA**



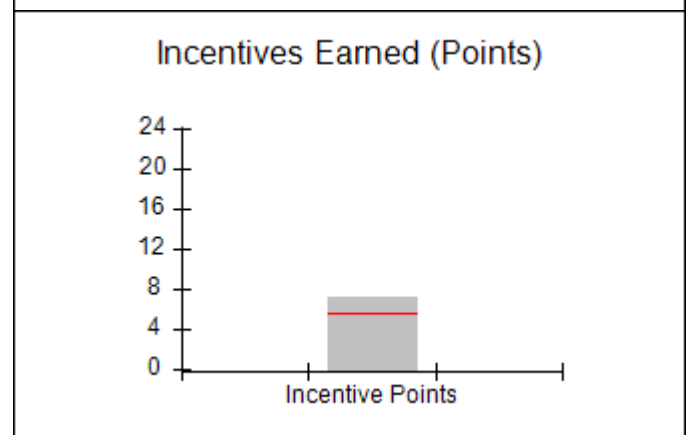
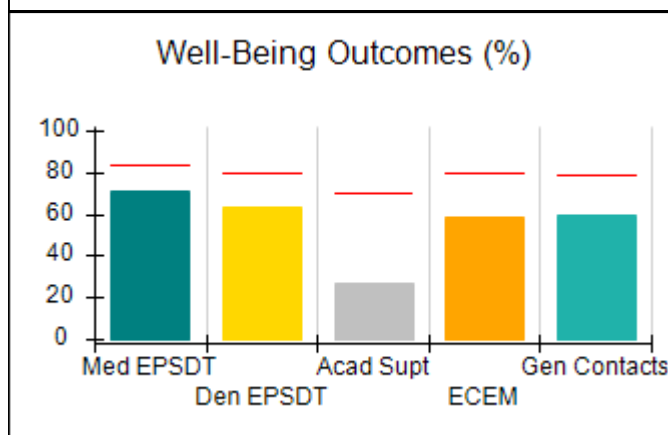
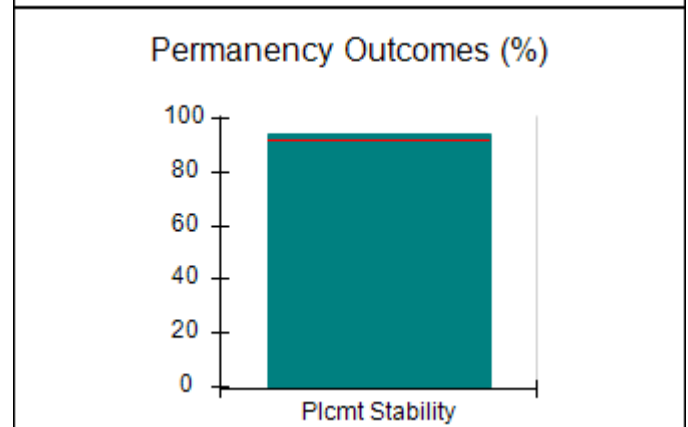
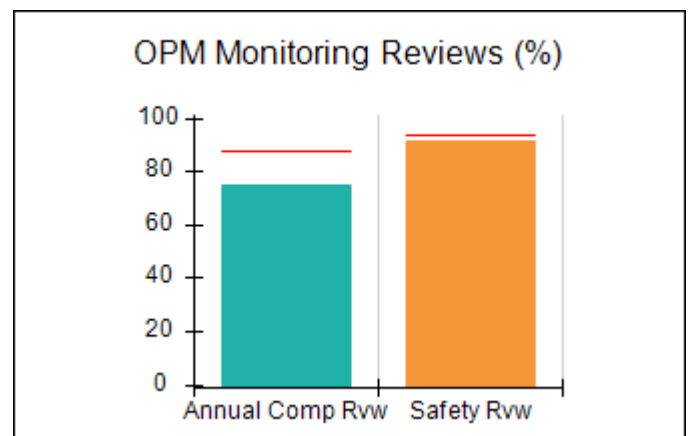
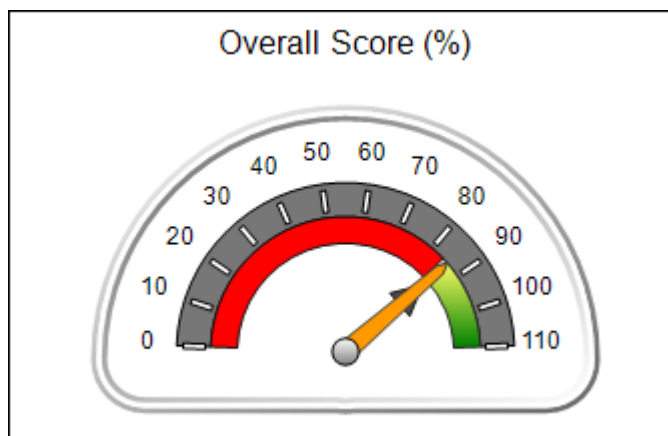
Report Quarter: Q4 FY2018

**Provider/Program Name: ENA, Inc., dba NECCO (formerly GA SAFE) - Jonesboro (4289) - CPA**

2262 Mt. Zion Rd., Jonesboro, GA 30236 Phone: 678-610-1933 Vendor ID# 84514	Quarterly Scores (Grades)		Current Quarter Score (Grade)
	Q1: 84.22 (B)	Q2: 82.93 (B-)	85.71% (B)
	Q3: 86.67 (B)	Q4: 85.71 (B)	
# New Foster Homes During Quarter: 9	# Children in Care During Quarter: 127	# Placements During Quarter: 135	# Children in Care On Last Day: 99

**Quarterly Provider Comparisons to All CPAs**

▼ — indicates average for all CPAs





DHS, DFCS, Office of Provider Management  
**Performance-Based Placement Measures**  
**RBWO Provider GA+SCORECARD - CPA**



Report Quarter: Q4 FY2018

**Provider/Program Name: ENA, Inc., dba NECCO (formerly GA SAFE) - Jonesboro (4289) - CPA**

2262 Mt. Zion Rd., Jonesboro, GA 30236  Phone: 678-610-1933  Vendor ID# 84514	Quarterly Scores (Grades)		Current Quarter Score (Grade)
	Q1: 84.22 (B)	Q2: 82.93 (B-)	85.71%
	Q3: 86.67 (B)	Q4: 85.71 (B)	(B)

# New Foster Homes During Quarter: 9	# Children in Care During Quarter: 127	# Placements During Quarter: 135	# Children in Care On Last Day: 99
--------------------------------------	--	----------------------------------	------------------------------------

	Avg Performance All CPAs (%)	Provider Performance (%)*	Possible Points (Weight)	Provider Points Earned
--	------------------------------	---------------------------	--------------------------	------------------------

**OPM Monitoring Reviews**

Annual Comprehensive Reviews	87%	75%	25	18.65
Safety Reviews	94%	92%	15	13.76
<b>Monitoring Sub-Total</b>			<b>40</b>	<b>32.41</b>

**CPA Safety Outcomes**

Incidence of Maltreatment	0.09%	No Substantiated Reports	10	10.00
Staff Training	76%	92%	5	4.60
Staff Safety Checks	94%	100%	5	5.00
<b>Safety Sub-Total</b>			<b>20</b>	<b>19.60</b>

**CPA Permanency Outcomes**

Placement Stability	92%	94%	15	14.10
<b>Permanency Sub-Total</b>			<b>15</b>	<b>14.10</b>

**CPA Well-Being Outcomes**

EPSDT Medical Visits	84%	71%	4	2.84
EPSDT Dental Visits	80%	63%	4	2.52
Academic Supports	70%	27%	3	0.81
Provider ECEM Visits	80%	59%	7	4.13
Provider General Contacts	78%	60%	7	4.20
Placements with Siblings	65%	83%	Not Scored	Not Scored
Placements within Legal County	17%	6%	Not Scored	Not Scored
<b>Well-Being Sub-Total</b>			<b>25</b>	<b>14.50</b>

\*Performance calculation descriptions can be found in the FY 2018 RBWO PBP Measurements and Standards Guide.

<b>Monitoring &amp; Outcomes: Possible Points = 100</b>		<b>Points Earned: 80.61</b>	
<b>Score Before Incentives Credit</b>			<b>80.61%</b>
<b>Incentives Awarded</b>			<b>7.10 pts</b>
<b>PBP Verification</b>			<b>-2.00 pts</b>
<b>Total Score</b>			<b>85.71%</b>



**DHS, DFCS, Office of Provider Management**  
**Performance-Based Placement Measures**  
**RBWO Provider GA+SCORECARD - CPA**



**Report Quarter: Q4 FY2018**

**Provider/Program Name: ENA, Inc., dba NECCO (formerly GA SAFE) - Jonesboro (4289) - CPA**

# New Foster Homes During Quarter: 9		# Children in Care During Quarter: 127	# Placements During Quarter: 135	# Children in Care On Last Day: 99
CPA Incentive Credits	Avg Performance All CPAs (%)	Provider Performance (%)*	Possible Points (Weight)	Provider Points Earned
Early EPSDT Medical Visits		38%	2	0.76
Early EPSDT Dental Visits		17%	2	0.34
Permanency Contacts		0%	5	0.00
Additional Academic Supports		0%	2	0.00
Foster Hm Retention Rate (threshold = 90)		91%	2	2.00
Foster Hm Recruitment (threshold = 100)		350%	2	2.00
Active Agency Accreditation		50%	4	2.00
Staff Clinical Licensure		0%	5	0.00
<b>Incentives Total</b>	<b>5.45</b>		<b>24</b>	<b>7.10</b>
Maximum total combined incentive credit allowed is 10 points.			<b>Incentives Awarded</b>	<b>7.10</b>

\*Performance calculation descriptions can be found in the FY 2018 RBWO PBP Measurements and Standards Guide.

### Child Protective Services Investigations and Dispositions

The following investigations data, which is not used for scoring but is considered significant to a provider's performance, is from Georgia SHINES and is not considered final or complete until the end of the fiscal year.

Total Reports:	5
Number Screened In:	0
Number Screened Out:	5
Number Substantiated:	0
Number Unsubstantiated:	1
Number Active CPS Investigations:	-1



DHS, DFCS, Office of Provider Management  
**Performance-Based Placement Measures**  
**RBWO Provider GA+SCORECARD - CPA**



Report Quarter: Q4 FY2018

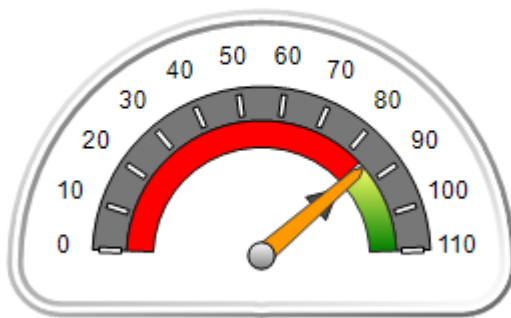
**Provider/Program Name: ENA, Inc., dba NECCO (formerly GA SAFE) - Macon (675) - CPA**

150 North Crest Boulevard, Macon, GA 31210 Phone: 478-971-2170 Vendor ID# 84513	Quarterly Scores (Grades)		Current Quarter Score (Grade)
	Q1: 88.59 (B+)	Q2: 94.91 (A)	85.77% (B)
	Q3: 91.60 (A-)	Q4: 85.77 (B)	
# New Foster Homes During Quarter: 4	# Children in Care During Quarter: 95	# Placements During Quarter: 124	# Children in Care On Last Day: 84

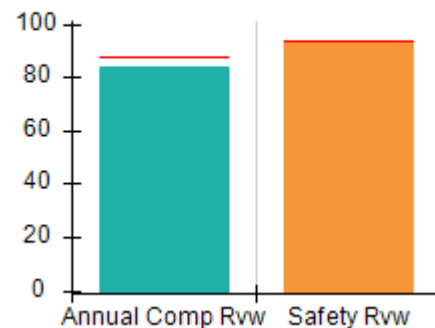
**Quarterly Provider Comparisons to All CPAs**

— indicates average for all CPAs

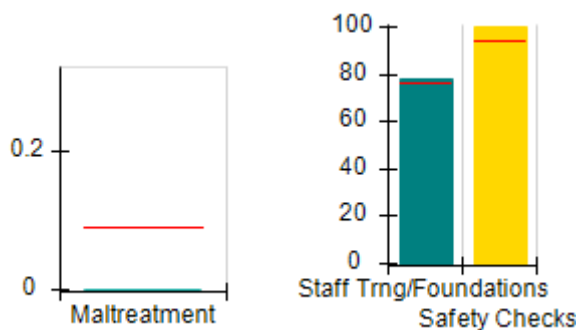
Overall Score (%)



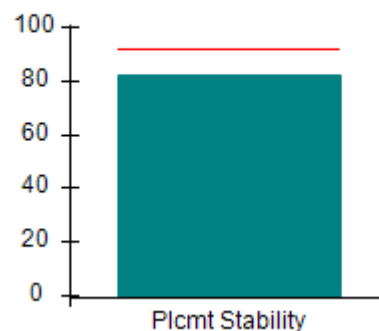
OPM Monitoring Reviews (%)



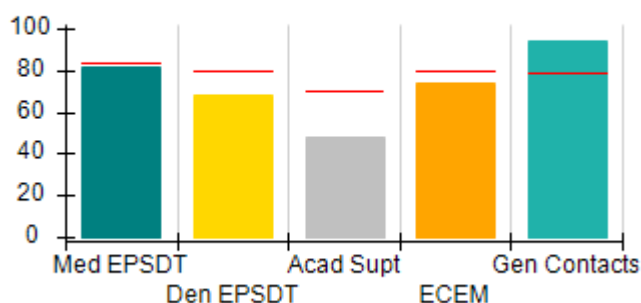
Safety Outcomes (%)



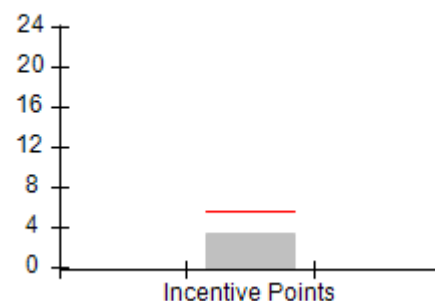
Permanency Outcomes (%)



Well-Being Outcomes (%)



Incentives Earned (Points)





DHS, DFCS, Office of Provider Management  
**Performance-Based Placement Measures**  
**RBWO Provider GA+SCORECARD - CPA**  
 Report Quarter: Q4 FY2018



**Provider/Program Name: ENA, Inc., dba NECCO (formerly GA SAFE) - Macon (675) - CPA**

<b>150 North Crest Boulevard, Macon, GA 31210</b>  <b>Phone: 478-971-2170</b>  <b>Vendor ID# 84513</b>	<b>Quarterly Scores (Grades)</b>		<b>Current Quarter Score (Grade)</b>
	<b>Q1: 88.59 (B+)</b>	<b>Q2: 94.91 (A)</b>	<b>85.77%</b>
	<b>Q3: 91.60 (A-)</b>	<b>Q4: 85.77 (B)</b>	<b>(B)</b>

# New Foster Homes During Quarter: 4	# Children in Care During Quarter: 95	# Placements During Quarter: 124	# Children in Care On Last Day: 84
--------------------------------------	---------------------------------------	----------------------------------	------------------------------------

	<b>Avg Performance All CPAs (%)</b>	<b>Provider Performance (%)*</b>	<b>Possible Points (Weight)</b>	<b>Provider Points Earned</b>
--	-------------------------------------	----------------------------------	---------------------------------	-------------------------------

**OPM Monitoring Reviews**

Annual Comprehensive Reviews	87%	84%	25	20.94
Safety Reviews	94%	94%	15	14.09
<b>Monitoring Sub-Total</b>			<b>40</b>	<b>35.03</b>

**CPA Safety Outcomes**

Incidence of Maltreatment	0.09%	No Substantiated Reports	10	10.00
Staff Training	76%	78%	5	3.90
Staff Safety Checks	94%	100%	5	5.00
<b>Safety Sub-Total</b>			<b>20</b>	<b>18.90</b>

**CPA Permanency Outcomes**

Placement Stability	92%	82%	15	12.30
<b>Permanency Sub-Total</b>			<b>15</b>	<b>12.30</b>

**CPA Well-Being Outcomes**

EPSDT Medical Visits	84%	82%	4	3.28
EPSDT Dental Visits	80%	68%	4	2.72
Academic Supports	70%	48%	3	1.44
Provider ECEM Visits	80%	74%	7	5.18
Provider General Contacts	78%	94%	7	6.58
Placements with Siblings	65%	75%	Not Scored	Not Scored
Placements within Legal County	17%	15%	Not Scored	Not Scored
<b>Well-Being Sub-Total</b>			<b>25</b>	<b>19.20</b>

\*Performance calculation descriptions can be found in the FY 2018 RBWO PBP Measurements and Standards Guide.

<b>Monitoring &amp; Outcomes: Possible Points = 100</b>	<b>Points Earned: 85.43</b>
<b>Score Before Incentives Credit</b>	<b>85.43%</b>
<b>Incentives Awarded</b>	<b>3.34 pts</b>
<b>PBP Verification</b>	<b>-3.00 pts</b>
<b>Total Score</b>	<b>85.77%</b>



**DHS, DFCS, Office of Provider Management**  
**Performance-Based Placement Measures**  
**RBWO Provider GA+SCORECARD - CPA**  
**Report Quarter: Q4 FY2018**



**Provider/Program Name: ENA, Inc., dba NECCO (formerly GA SAFE) - Macon (675) - CPA**

# New Foster Homes During Quarter: 4		# Children in Care During Quarter: 95	# Placements During Quarter: 124	# Children in Care On Last Day: 84
CPA Incentive Credits	Avg Performance All CPAs (%)	Provider Performance (%)*	Possible Points (Weight)	Provider Points Earned
Early EPSDT Medical Visits		50%	2	1.00
Early EPSDT Dental Visits		17%	2	0.34
Permanency Contacts		0%	5	0.00
Additional Academic Supports		0%	2	0.00
Foster Hm Retention Rate (threshold = 90)		76%	2	0.00
Foster Hm Recruitment (threshold = 100)		75%	2	0.00
Active Agency Accreditation		50%	4	2.00
Staff Clinical Licensure		0%	5	0.00
<b>Incentives Total</b>	<b>5.45</b>		<b>24</b>	<b>3.34</b>
Maximum total combined incentive credit allowed is 10 points.			<b>Incentives Awarded</b>	<b>3.34</b>

\*Performance calculation descriptions can be found in the FY 2018 RBWO PBP Measurements and Standards Guide.

### Child Protective Services Investigations and Dispositions

The following investigations data, which is not used for scoring but is considered significant to a provider's performance, is from Georgia SHINES and is not considered final or complete until the end of the fiscal year.

Total Reports:	4
Number Screened In:	3
Number Screened Out:	1
Number Substantiated:	0
Number Unsubstantiated:	6
Number Active CPS Investigations:	-3





DHS, DFCS, Office of Provider Management

## Performance-Based Placement Measures

### RBWO Provider GA+SCORECARD - CPA



Report Quarter: Q4 FY2018

**Provider/Program Name: ENA, Inc., dba NECCO (formerly GA SAFE) - Martinez (673) - CPA**

4424 Columbia Rd., Martinez, GA 30907

Phone: 706-210-3435

Vendor ID# 84510

#### Quarterly Scores (Grades)

Q1: 93.48 (A-)

Q2: 89.29 (B+)

Q3: 91.23 (A-)

Q4: 89.85 (B+)

Current Quarter Score (Grade)

**89.85%**

**(B+)**

# New Foster Homes During Quarter: 5

# Children in Care During Quarter: 64

# Placements During Quarter: 69

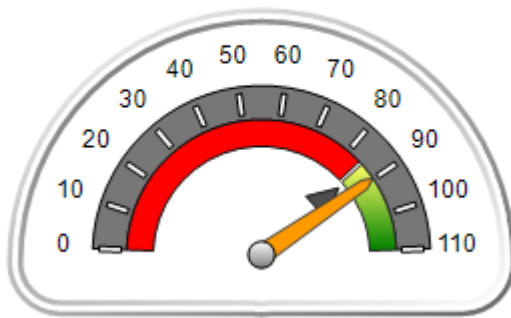
# Children in Care On Last Day: 55

### Quarterly Provider Comparisons to All CPAs

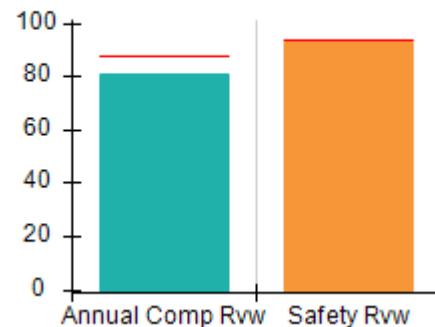


indicates average for all CPAs

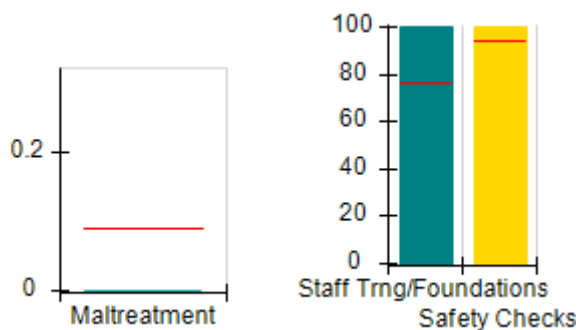
#### Overall Score (%)



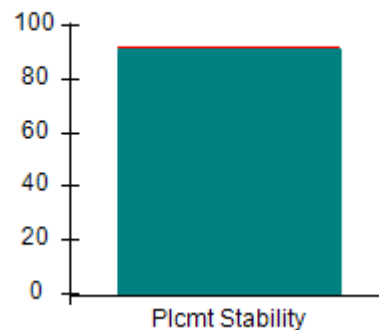
#### OPM Monitoring Reviews (%)



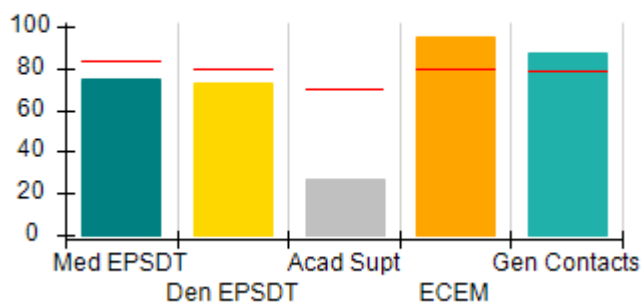
#### Safety Outcomes (%)



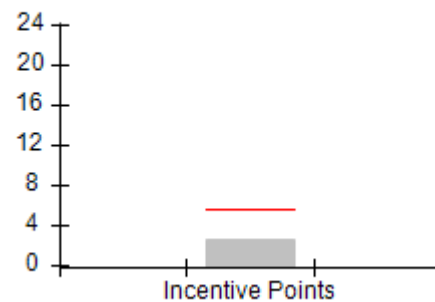
#### Permanency Outcomes (%)



#### Well-Being Outcomes (%)



#### Incentives Earned (Points)





**DHS, DFCS, Office of Provider Management**  
**Performance-Based Placement Measures**  
**RBWO Provider GA+SCORECARD - CPA**



**Report Quarter: Q4 FY2018**

**Provider/Program Name: ENA, Inc., dba NECCO (formerly GA SAFE) - Martinez (673) - CPA**

4424 Columbia Rd., Martinez, GA 30907		<b>Quarterly Scores (Grades)</b>		<b>Current Quarter Score (Grade)</b>
Phone: 706-210-3435		Q1: 93.48 (A-)	Q2: 89.29 (B+)	<b>89.85%</b>
Vendor ID# 84510		Q3: 91.23 (A-)	Q4: 89.85 (B+)	<b>(B+)</b>
# New Foster Homes During Quarter: 5		# Children in Care During Quarter: 64	# Placements During Quarter: 69	# Children in Care On Last Day: 55
	<b>Avg Performance All CPAs (%)</b>	<b>Provider Performance (%)*</b>	<b>Possible Points (Weight)</b>	<b>Provider Points Earned</b>
<b>OPM Monitoring Reviews</b>				
Annual Comprehensive Reviews	87%	81%	25	20.29
Safety Reviews	94%	93%	15	13.95
<b>Monitoring Sub-Total</b>			<b>40</b>	<b>34.25</b>
<b>CPA Safety Outcomes</b>				
Incidence of Maltreatment	0.09%	No Substantiated Reports	10	10.00
Staff Training	76%	100%	5	5.00
Staff Safety Checks	94%	100%	5	5.00
<b>Safety Sub-Total</b>			<b>20</b>	<b>20.00</b>
<b>CPA Permanency Outcomes</b>				
Placement Stability	92%	91%	15	13.65
<b>Permanency Sub-Total</b>			<b>15</b>	<b>13.65</b>
<b>CPA Well-Being Outcomes</b>				
EPSDT Medical Visits	84%	75%	4	3.00
EPSDT Dental Visits	80%	73%	4	2.92
Academic Supports	70%	27%	3	0.81
Provider ECEM Visits	80%	95%	7	6.65
Provider General Contacts	78%	87%	7	6.09
Placements with Siblings	65%	49%	Not Scored	Not Scored
Placements within Legal County	17%	42%	Not Scored	Not Scored
<b>Well-Being Sub-Total</b>			<b>25</b>	<b>19.47</b>

\*Performance calculation descriptions can be found in the FY 2018 RBWO PBP Measurements and Standards Guide.

<b>Monitoring &amp; Outcomes: Possible Points = 100</b>		<b>Points Earned: 87.37</b>	
<b>Score Before Incentives Credit</b>			<b>87.37%</b>
<b>Incentives Awarded</b>			<b>2.48 pts</b>
<b>PBP Verification</b>			<b>N/A pts</b>
<b>Total Score</b>			<b>89.85%</b>



DHS, DFCS, Office of Provider Management  
**Performance-Based Placement Measures**  
**RBWO Provider GA+SCORECARD - CPA**



Report Quarter: Q4 FY2018

**Provider/Program Name: ENA, Inc., dba NECCO (formerly GA SAFE) - Martinez (673) - CPA**

# New Foster Homes During Quarter: 5		# Children in Care During Quarter: 64	# Placements During Quarter: 69	# Children in Care On Last Day: 55
CPA Incentive Credits	Avg Performance All CPAs (%)	Provider Performance (%)*	Possible Points (Weight)	Provider Points Earned
Early EPSDT Medical Visits		11%	2	0.22
Early EPSDT Dental Visits		7%	2	0.14
Permanency Contacts		0%	5	0.00
Additional Academic Supports		6%	2	0.12
Foster Hm Retention Rate (threshold = 90)		63%	2	0.00
Foster Hm Recruitment (threshold = 100)		75%	2	0.00
Active Agency Accreditation		50%	4	2.00
Staff Clinical Licensure		0%	5	0.00
<b>Incentives Total</b>	<b>5.45</b>		<b>24</b>	<b>2.48</b>
Maximum total combined incentive credit allowed is 10 points.			<b>Incentives Awarded</b>	<b>2.48</b>

\*Performance calculation descriptions can be found in the FY 2018 RBWO PBP Measurements and Standards Guide.

### Child Protective Services Investigations and Dispositions

The following investigations data, which is not used for scoring but is considered significant to a provider's performance, is from Georgia SHINES and is not considered final or complete until the end of the fiscal year.

Total Reports:	2
Number Screened In:	1
Number Screened Out:	1
Number Substantiated:	0
Number Unsubstantiated:	0
Number Active CPS Investigations:	1



DHS, DFCS, Office of Provider Management

## Performance-Based Placement Measures

### RBWO Provider GA+SCORECARD - CPA



Report Quarter: Q4 FY2018

**Provider/Program Name: ENA, Inc., dba NECCO (formerly GA SAFE) - Valdosta (5330) - CPA**

120 North Oak St., Valdosta, GA 31601

Phone: 2294157957

Vendor ID# 156826

#### Quarterly Scores (Grades)

Q1: (N/A)

Q2: 101.99 (A+)

Q3: 99.55 (A+)

Q4: 98.89 (A+)

Current Quarter Score (Grade)

98.89%

(A+)

# New Foster Homes During Quarter: 5

# Children in Care During Quarter: 58

# Placements During Quarter: 59

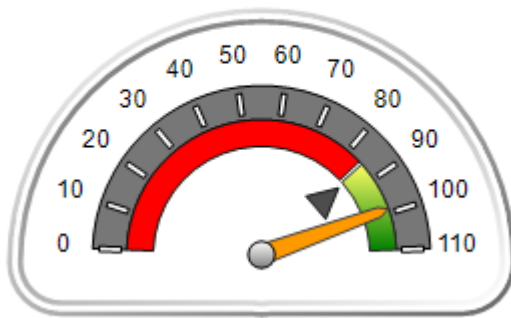
# Children in Care On Last Day: 54

### Quarterly Provider Comparisons to All CPAs

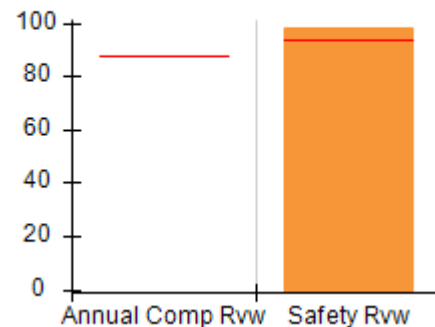


indicates average for all CPAs

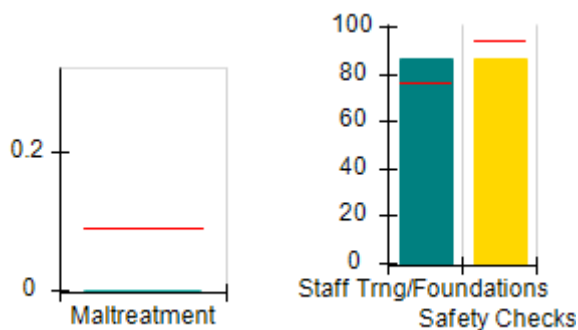
#### Overall Score (%)



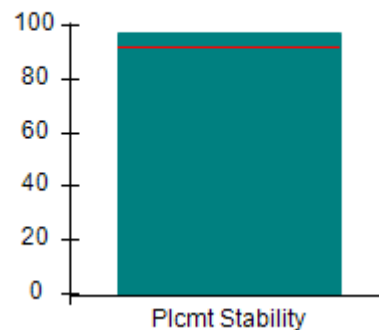
#### OPM Monitoring Reviews (%)



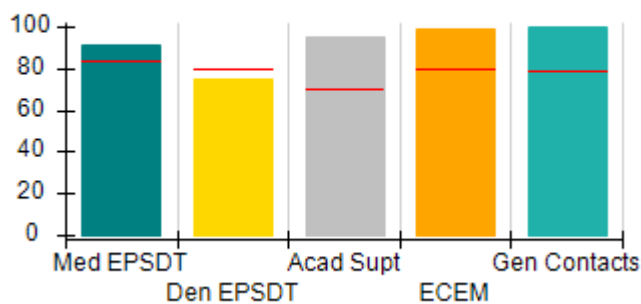
#### Safety Outcomes (%)



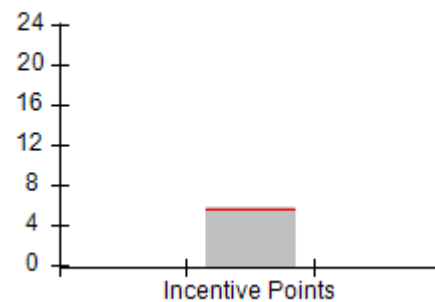
#### Permanency Outcomes (%)



#### Well-Being Outcomes (%)



#### Incentives Earned (Points)





DHS, DFCS, Office of Provider Management  
**Performance-Based Placement Measures**  
**RBWO Provider GA+SCORECARD - CPA**



Report Quarter: Q4 FY2018

**Provider/Program Name: ENA, Inc., dba NECCO (formerly GA SAFE) - Valdosta (5330) - CPA**

<b>120 North Oak St., Valdosta, GA 31601</b>  <b>Phone: 2294157957</b>  <b>Vendor ID# 156826</b>		<b>Quarterly Scores (Grades)</b>		<b>Current Quarter Score (Grade)</b>
		<b>Q1: (F)</b>	<b>Q2: 101.99 (A+)</b>	<b>98.89%</b> <b>(A+)</b>
		<b>Q3: 99.55 (A+)</b>	<b>Q4: 98.89 (A+)</b>	
# New Foster Homes During Quarter: 5		# Children in Care During Quarter: 58	# Placements During Quarter: 59	# Children in Care On Last Day: 54
	<b>Avg Performance All CPAs (%)</b>	<b>Provider Performance (%)*</b>	<b>Possible Points (Weight)</b>	<b>Provider Points Earned</b>
<b>OPM Monitoring Reviews</b>				
Annual Comprehensive Reviews	87%	Not Yet Conducted		
Safety Reviews	94%	98%	15	14.75
<b>Monitoring Sub-Total</b>			<b>15</b>	<b>14.75</b>
<b>CPA Safety Outcomes</b>				
Incidence of Maltreatment	0.09%	No Substantiated Reports	10	10.00
Staff Training	76%	86%	5	4.30
Staff Safety Checks	94%	86%	5	4.30
<b>Safety Sub-Total</b>			<b>20</b>	<b>18.60</b>
<b>CPA Permanency Outcomes</b>				
Placement Stability	92%	97%	15	14.55
<b>Permanency Sub-Total</b>			<b>15</b>	<b>14.55</b>
<b>CPA Well-Being Outcomes</b>				
EPSDT Medical Visits	84%	91%	4	3.64
EPSDT Dental Visits	80%	75%	4	3.00
Academic Supports	70%	95%	3	2.85
Provider ECEM Visits	80%	99%	7	6.93
Provider General Contacts	78%	100%	7	7.00
Placements with Siblings	65%	76%	Not Scored	Not Scored
Placements within Legal County	17%	0%	Not Scored	Not Scored
<b>Well-Being Sub-Total</b>			<b>25</b>	<b>23.42</b>

\*Performance calculation descriptions can be found in the FY 2018 RBWO PBP Measurements and Standards Guide.

<b>Monitoring &amp; Outcomes: Possible Points = 75</b>	<b>Points Earned: 71.32</b>
<b>Score Before Incentives Credit</b>	<b>95.09%</b>
<b>Incentives Awarded</b>	<b>5.80 pts</b>
<b>PBP Verification</b>	<b>-2.00 pts</b>
<b>Total Score</b>	<b>98.89%</b>



**DHS, DFCS, Office of Provider Management**  
**Performance-Based Placement Measures**  
**RBWO Provider GA+SCORECARD - CPA**



**Report Quarter: Q4 FY2018**

**Provider/Program Name: ENA, Inc., dba NECCO (formerly GA SAFE) - Valdosta (5330) - CPA**

# New Foster Homes During Quarter: 5		# Children in Care During Quarter: 58	# Placements During Quarter: 59	# Children in Care On Last Day: 54
CPA Incentive Credits	Avg Performance All CPAs (%)	Provider Performance (%)*	Possible Points (Weight)	Provider Points Earned
Early EPSDT Medical Visits		33%	2	0.66
Early EPSDT Dental Visits		30%	2	0.60
Permanency Contacts		0%	5	0.00
Additional Academic Supports		2%	2	0.04
Foster Hm Retention Rate (threshold = 90)		72%	2	0.00
Foster Hm Recruitment (threshold = 100)		100%	2	2.00
Active Agency Accreditation		50%	4	2.00
Staff Clinical Licensure		10%	5	0.50
<b>Incentives Total</b>	<b>5.45</b>		<b>24</b>	<b>5.80</b>
Maximum total combined incentive credit allowed is 10 points.			<b>Incentives Awarded</b>	<b>5.80</b>

\*Performance calculation descriptions can be found in the FY 2018 RBWO PBP Measurements and Standards Guide.

### Child Protective Services Investigations and Dispositions

The following investigations data, which is not used for scoring but is considered significant to a provider's performance, is from Georgia SHINES and is not considered final or complete until the end of the fiscal year.

Total Reports:	4
Number Screened In:	2
Number Screened Out:	2
Number Substantiated:	0
Number Unsubstantiated:	3
Number Active CPS Investigations:	-1

**Performance-Based Placement Measures**  
**RBWO Provider GA+SCORECARD - CPA**

Report Quarter: Q4 FY2018

**Provider/Program Name: Faithbridge Foster Care - Atlanta (974) - CPA**

4400 Northpoint Parkway, Alpharetta, GA 30022

Phone: 678-690-7114

Vendor ID# 82494

**Quarterly Scores (Grades)****Current Quarter Score (Grade)**

Q1: 102.48 (A+)

Q2: 101.97 (A+)

**97.32%**

Q3: 104.25 (A+)

Q4: 97.32 (A+)

**(A+)**

# New Foster Homes During Quarter: 27

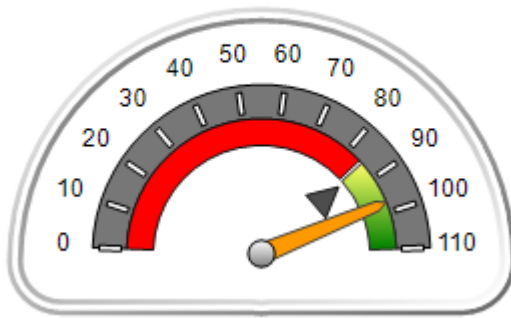
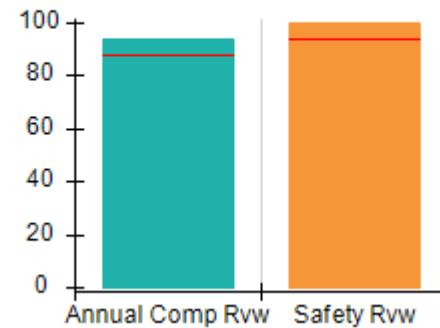
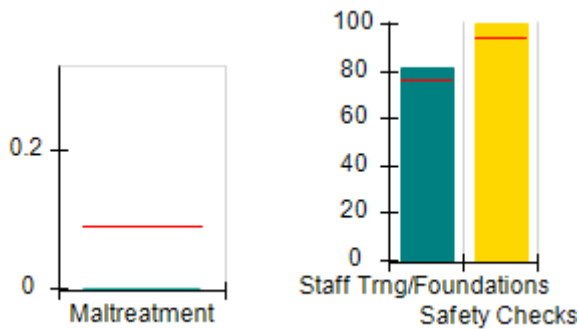
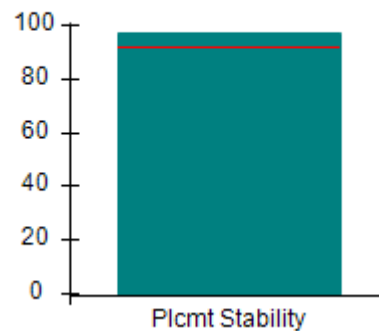
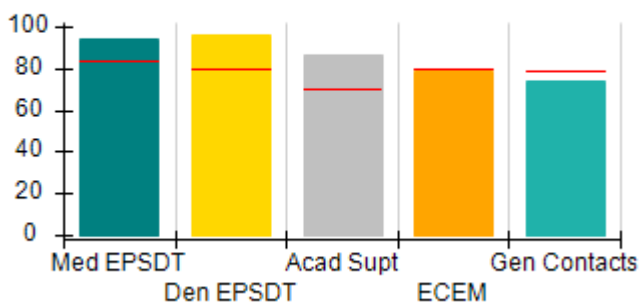
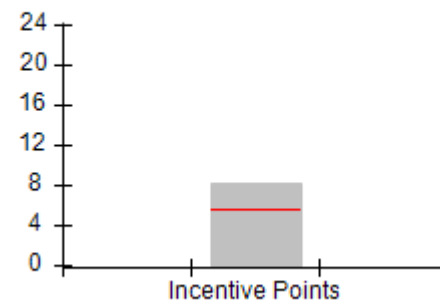
# Children in Care During Quarter: 241

# Placements During Quarter: 248

# Children in Care On Last Day: 195

**Quarterly Provider Comparisons to All CPAs**

indicates average for all CPAs

**Overall Score (%)****OPM Monitoring Reviews (%)****Safety Outcomes (%)****Permanency Outcomes (%)****Well-Being Outcomes (%)****Incentives Earned (Points)**



# Performance-Based Placement Measures

## RBWO Provider GA+SCORECARD - CPA

Report Quarter: Q4 FY2018

**Provider/Program Name: Faithbridge Foster Care - Atlanta (974) - CPA**

4400 Northpoint Parkway, Alpharetta, GA 30022

Phone: 678-690-7114

Vendor ID# 82494

**Quarterly Scores (Grades)****Current Quarter Score (Grade)**

Q1: 102.48 (A+)

Q2: 101.97 (A+)

**97.32%**

Q3: 104.25 (A+)

Q4: 97.32 (A+)

**(A+)**

# New Foster Homes During Quarter: 27

# Children in Care During Quarter: 241

# Placements During Quarter: 248

# Children in Care On Last Day: 195

Avg  
Performance All  
CPAs (%)Provider  
Performance (%)\*Possible Points  
(Weight)Provider Points  
Earned**OPM Monitoring Reviews**

Annual Comprehensive Reviews	87%	94%	25	23.38
Safety Reviews	94%	99%	15	14.91
<b>Monitoring Sub-Total</b>			<b>40</b>	<b>38.29</b>

**CPA Safety Outcomes**

Incidence of Maltreatment	0.09%	No Substantiated Reports	10	10.00
Staff Training	76%	81%	5	4.05
Staff Safety Checks	94%	100%	5	5.00
<b>Safety Sub-Total</b>			<b>20</b>	<b>19.05</b>

**CPA Permanency Outcomes**

Placement Stability	92%	97%	15	14.55
<b>Permanency Sub-Total</b>			<b>15</b>	<b>14.55</b>

**CPA Well-Being Outcomes**

EPSDT Medical Visits	84%	94%	4	3.76
EPSDT Dental Visits	80%	96%	4	3.84
Academic Supports	70%	86%	3	2.58
Provider ECEM Visits	80%	79%	7	5.53
Provider General Contacts	78%	74%	7	5.18
Placements with Siblings	65%	59%	Not Scored	Not Scored
Placements within Legal County	17%	43%	Not Scored	Not Scored
<b>Well-Being Sub-Total</b>			<b>25</b>	<b>20.89</b>

\*Performance calculation descriptions can be found in the FY 2018 RBWO PBP Measurements and Standards Guide.

**Monitoring & Outcomes: Possible Points = 100****Points Earned: 92.78****Score Before Incentives Credit****92.78%****Incentives Awarded****8.14 pts****PBP Verification****-3.60 pts****Total Score****97.32%**



**Performance-Based Placement Measures**  
**RBWO Provider GA+SCORECARD - CPA**

Report Quarter: Q4 FY2018

**Provider/Program Name: Faithbridge Foster Care - Atlanta (974) - CPA**

# New Foster Homes During Quarter: 27		# Children in Care During Quarter: 241	# Placements During Quarter: 248	# Children in Care On Last Day: 195
CPA Incentive Credits	Avg Performance All CPAs (%)	Provider Performance (%)*	Possible Points (Weight)	Provider Points Earned
Early EPSDT Medical Visits		95%	2	1.90
Early EPSDT Dental Visits		89%	2	1.78
Permanency Contacts		0%	5	0.00
Additional Academic Supports		23%	2	0.46
Foster Hm Retention Rate (threshold = 90)		92%	2	2.00
Foster Hm Recruitment (threshold = 100)		625%	2	2.00
Active Agency Accreditation		0%	4	0.00
Staff Clinical Licensure		0%	5	0.00
<b>Incentives Total</b>	<b>5.45</b>		<b>24</b>	<b>8.14</b>
Maximum total combined incentive credit allowed is 10 points.			<b>Incentives Awarded</b>	<b>8.14</b>
*Performance calculation descriptions can be found in the FY 2018 RBWO PBP Measurements and Standards Guide.				

**Child Protective Services Investigations and Dispositions**

The following investigations data, which is not used for scoring but is considered significant to a provider's performance, is from Georgia SHINES and is not considered final or complete until the end of the fiscal year.

Total Reports:	3
Number Screened In:	0
Number Screened Out:	3
Number Substantiated:	0
Number Unsubstantiated:	0
Number Active CPS Investigations:	0



DHS, DFCS, Office of Provider Management  
**Performance-Based Placement Measures**  
**RBWO Provider GA+SCORECARD - CPA**  
Report Quarter: Q4 FY2018



**Provider/Program Name: Faithbridge Foster Care - Brunswick (5185) - CPA**

1400 Norwich Street, Brunswick, GA 31520

Phone: 678-690-7114

Vendor ID# 121136

**Quarterly Scores (Grades)**

Q1: 100.79 (A+)

Q2: 94.88 (A)

Q3: 97.25 (A+)

Q4: 94.36 (A)

**Current Quarter Score (Grade)**

**94.36%**

**(A)**

# New Foster Homes During Quarter: 1

# Children in Care During Quarter: 11

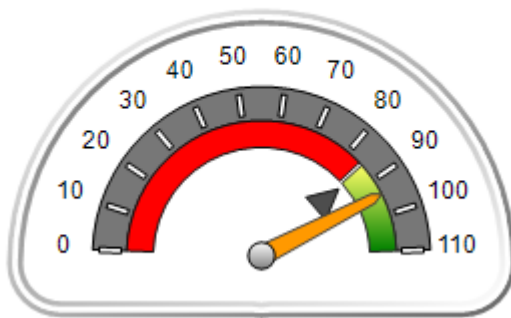
# Placements During Quarter: 11

# Children in Care On Last Day: 3

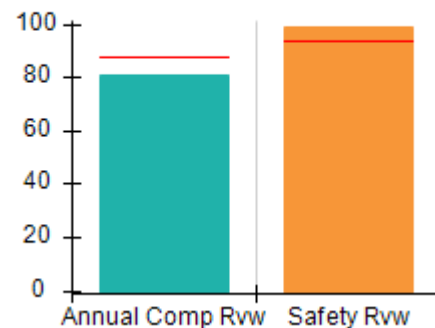
**Quarterly Provider Comparisons to All CPAs**

— indicates average for all CPAs

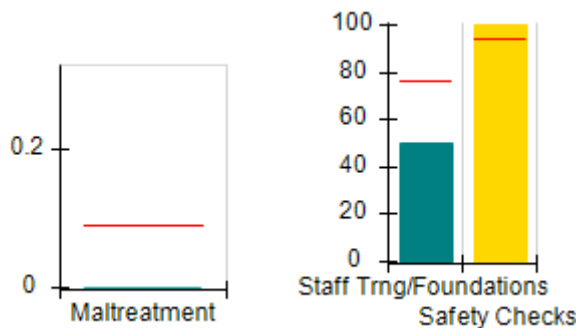
**Overall Score (%)**



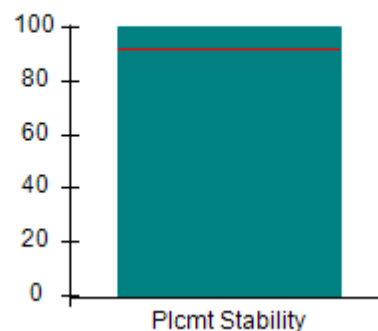
**OPM Monitoring Reviews (%)**



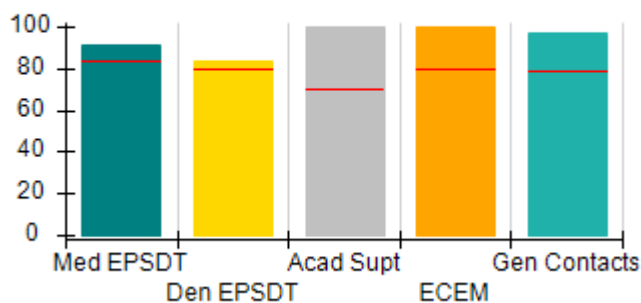
**Safety Outcomes (%)**



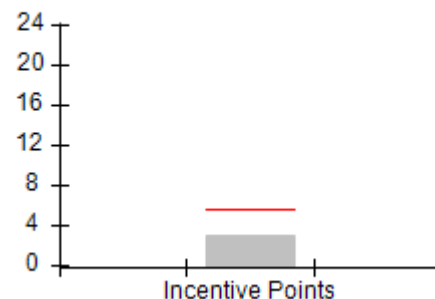
**Permanency Outcomes (%)**



**Well-Being Outcomes (%)**



**Incentives Earned (Points)**





DHS, DFCS, Office of Provider Management  
**Performance-Based Placement Measures**  
**RBWO Provider GA+SCORECARD - CPA**  
 Report Quarter: Q4 FY2018



**Provider/Program Name: Faithbridge Foster Care - Brunswick (5185) - CPA**

<b>1400 Norwich Street, Brunswick, GA 31520</b>  <b>Phone: 678-690-7114</b>  <b>Vendor ID# 121136</b>		<b>Quarterly Scores (Grades)</b>		<b>Current Quarter Score (Grade)</b>
		<b>Q1: 100.79 (A+)</b>	<b>Q2: 94.88 (A)</b>	<b>94.36%</b>
		<b>Q3: 97.25 (A+)</b>	<b>Q4: 94.36 (A)</b>	<b>(A)</b>
# New Foster Homes During Quarter: 1		# Children in Care During Quarter: 11	# Placements During Quarter: 11	# Children in Care On Last Day: 3
	<b>Avg Performance All CPAs (%)</b>	<b>Provider Performance (%)*</b>	<b>Possible Points (Weight)</b>	<b>Provider Points Earned</b>
<b>OPM Monitoring Reviews</b>				
Annual Comprehensive Reviews	87%	81%	25	20.25
Safety Reviews	94%	99%	15	14.86
<b>Monitoring Sub-Total</b>			<b>40</b>	<b>35.11</b>
<b>CPA Safety Outcomes</b>				
Incidence of Maltreatment	0.09%	No Substantiated Reports	10	10.00
Staff Training	76%	50%	5	2.50
Staff Safety Checks	94%	100%	5	5.00
<b>Safety Sub-Total</b>			<b>20</b>	<b>17.50</b>
<b>CPA Permanency Outcomes</b>				
Placement Stability	92%	100%	15	15.00
<b>Permanency Sub-Total</b>			<b>15</b>	<b>15.00</b>
<b>CPA Well-Being Outcomes</b>				
EPSDT Medical Visits	84%	91%	4	3.64
EPSDT Dental Visits	80%	83%	4	3.32
Academic Supports	70%	100%	3	3.00
Provider ECEM Visits	80%	100%	7	7.00
Provider General Contacts	78%	97%	7	6.79
Placements with Siblings	65%	100%	Not Scored	Not Scored
Placements within Legal County	17%	0%	Not Scored	Not Scored
<b>Well-Being Sub-Total</b>			<b>25</b>	<b>23.75</b>

\*Performance calculation descriptions can be found in the FY 2018 RBWO PBP Measurements and Standards Guide.

<b>Monitoring &amp; Outcomes: Possible Points = 100</b>	<b>Points Earned: 91.36</b>
<b>Score Before Incentives Credit</b>	<b>91.36%</b>
<b>Incentives Awarded</b>	<b>3.00 pts</b>
<b>PBP Verification</b>	<b>0.00 pts</b>
<b>Total Score</b>	<b>94.36%</b>



DHS, DFCS, Office of Provider Management  
**Performance-Based Placement Measures**  
**RBWO Provider GA+SCORECARD - CPA**  
Report Quarter: Q4 FY2018



**Provider/Program Name: Faithbridge Foster Care - Brunswick (5185) - CPA**

# New Foster Homes During Quarter: 1		# Children in Care During Quarter: 11	# Placements During Quarter: 11	# Children in Care On Last Day: 3
CPA Incentive Credits	Avg Performance All CPAs (%)	Provider Performance (%)*	Possible Points (Weight)	Provider Points Earned
Early EPSDT Medical Visits		Not Eligible	2	
Early EPSDT Dental Visits		75%	2	1.50
Permanency Contacts		None Planned	5	
Additional Academic Supports		50%	2	1.00
Foster Hm Retention Rate (threshold = 90)		14%	2	0.00
Foster Hm Recruitment (threshold = 100)		0%	2	0.00
Active Agency Accreditation		0%	4	0.00
Staff Clinical Licensure		10%	5	0.50
<b>Incentives Total</b>	<b>5.45</b>		<b>24</b>	<b>3.00</b>
Maximum total combined incentive credit allowed is 10 points.			<b>Incentives Awarded</b>	<b>3.00</b>

\*Performance calculation descriptions can be found in the FY 2018 RBWO PBP Measurements and Standards Guide.

**Child Protective Services Investigations and Dispositions**

The following investigations data, which is not used for scoring but is considered significant to a provider's performance, is from Georgia SHINES and is not considered final or complete until the end of the fiscal year.

Total Reports:	0
Number Screened In:	0
Number Screened Out:	0
Number Substantiated:	0
Number Unsubstantiated:	0
Number Active CPS Investigations:	0



DHS, DFCS, Office of Provider Management  
**Performance-Based Placement Measures**  
**RBWO Provider GA+SCORECARD - CPA**  
Report Quarter: Q4 FY2018



**Provider/Program Name: Families 4 Families - (5257) - CPA**

3925 Harrison Road, Loganville, GA 30052

Phone: 770-462-3405

Vendor ID# 152583

**Quarterly Scores (Grades)**

Q1: 103.34 (A+)

Q2: 103.76 (A+)

Q3: 96.89 (A)

Q4: 98.36 (A+)

**Current Quarter Score (Grade)**

**98.36%**

**(A+)**

# New Foster Homes During Quarter: 10

# Children in Care During Quarter: 65

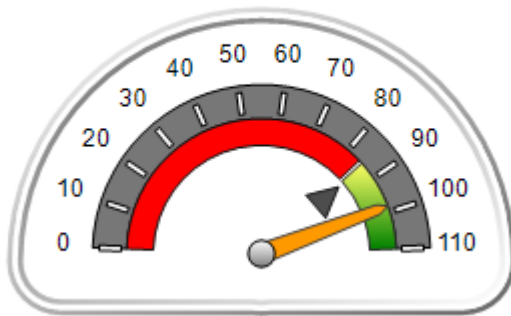
# Placements During Quarter: 71

# Children in Care On Last Day: 54

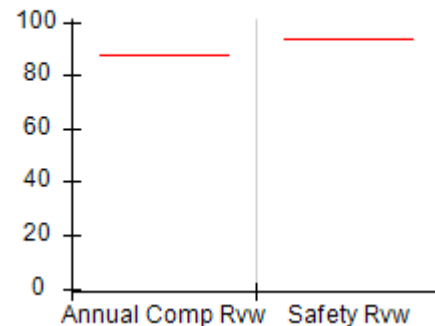
**Quarterly Provider Comparisons to All CPAs**

— indicates average for all CPAs

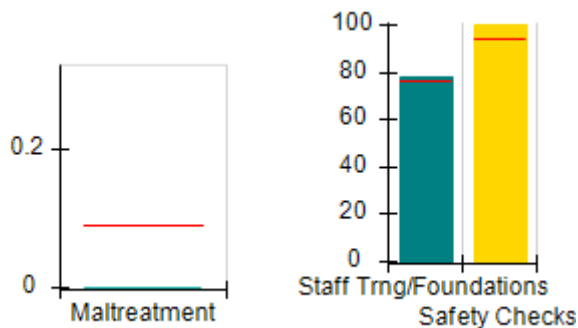
**Overall Score (%)**



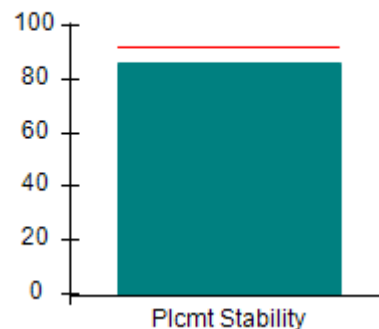
**OPM Monitoring Reviews (%)**



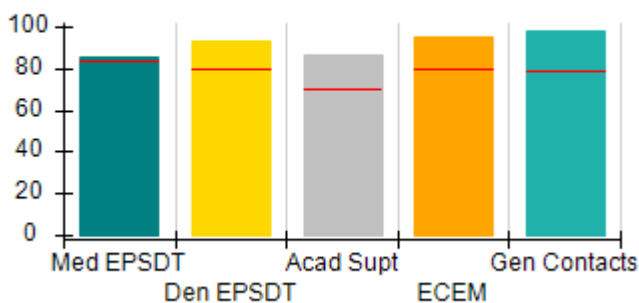
**Safety Outcomes (%)**



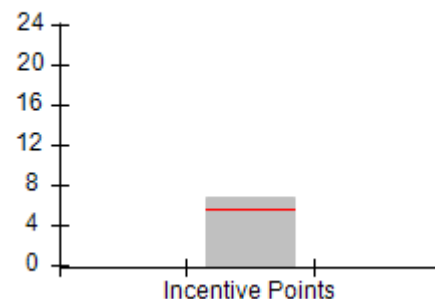
**Permanency Outcomes (%)**



**Well-Being Outcomes (%)**



**Incentives Earned (Points)**





DHS, DFCS, Office of Provider Management  
**Performance-Based Placement Measures**  
**RBWO Provider GA+SCORECARD - CPA**  
 Report Quarter: Q4 FY2018



**Provider/Program Name: Families 4 Families - (5257) - CPA**

<b>3925 Harrison Road, Loganville, GA 30052</b>  <b>Phone: 770-462-3405</b>  <b>Vendor ID# 152583</b>	<b>Quarterly Scores (Grades)</b>		<b>Current Quarter Score (Grade)</b>
	<b>Q1: 103.34 (A+)</b>	<b>Q2: 103.76 (A+)</b>	<b>98.36%</b>
	<b>Q3: 96.89 (A)</b>	<b>Q4: 98.36 (A+)</b>	<b>(A+)</b>

# New Foster Homes During Quarter: 10	# Children in Care During Quarter: 65	# Placements During Quarter: 71	# Children in Care On Last Day: 54
---------------------------------------	---------------------------------------	---------------------------------	------------------------------------

	<b>Avg Performance All CPAs (%)</b>	<b>Provider Performance (%)*</b>	<b>Possible Points (Weight)</b>	<b>Provider Points Earned</b>
--	-------------------------------------	----------------------------------	---------------------------------	-------------------------------

**OPM Monitoring Reviews**

Annual Comprehensive Reviews	87%	Not Yet Conducted		
Safety Reviews	94%	Not Yet Conducted		
<b>Monitoring Sub-Total</b>				<b>0.00</b>

**CPA Safety Outcomes**

Incidence of Maltreatment	0.09%	No Substantiated Reports	10	10.00
Staff Training	76%	78%	5	3.90
Staff Safety Checks	94%	100%	5	5.00
<b>Safety Sub-Total</b>			<b>20</b>	<b>18.90</b>

**CPA Permanency Outcomes**

Placement Stability	92%	86%	15	12.90
<b>Permanency Sub-Total</b>			<b>15</b>	<b>12.90</b>

**CPA Well-Being Outcomes**

EPSDT Medical Visits	84%	85%	4	3.40
EPSDT Dental Visits	80%	93%	4	3.72
Academic Supports	70%	86%	3	2.58
Provider ECEM Visits	80%	95%	7	6.65
Provider General Contacts	78%	98%	7	6.86
Placements with Siblings	65%	87%	Not Scored	Not Scored
Placements within Legal County	17%	21%	Not Scored	Not Scored
<b>Well-Being Sub-Total</b>			<b>25</b>	<b>23.21</b>

\*Performance calculation descriptions can be found in the FY 2018 RBWO PBP Measurements and Standards Guide.

<b>Monitoring &amp; Outcomes: Possible Points = 60</b>	<b>Points Earned: 55.01</b>
<b>Score Before Incentives Credit</b>	<b>91.68%</b>
<b>Incentives Awarded</b>	<b>6.68 pts</b>
<b>PBP Verification</b>	<b>N/A pts</b>
<b>Total Score</b>	<b>98.36%</b>



**DHS, DFCS, Office of Provider Management**  
**Performance-Based Placement Measures**  
**RBWO Provider GA+SCORECARD - CPA**  
**Report Quarter: Q4 FY2018**



**Provider/Program Name: Families 4 Families - (5257) - CPA**

# New Foster Homes During Quarter: 10		# Children in Care During Quarter: 65	# Placements During Quarter: 71	# Children in Care On Last Day: 54
CPA Incentive Credits	Avg Performance All CPAs (%)	Provider Performance (%)*	Possible Points (Weight)	Provider Points Earned
Early EPSDT Medical Visits		100%	2	2.00
Early EPSDT Dental Visits		85%	2	1.70
Permanency Contacts		0%	5	0.00
Additional Academic Supports		24%	2	0.48
Foster Hm Retention Rate (threshold = 90)		88%	2	0.00
Foster Hm Recruitment (threshold = 100)		150%	2	2.00
Active Agency Accreditation		0%	4	0.00
Staff Clinical Licensure		10%	5	0.50
<b>Incentives Total</b>	<b>5.45</b>		<b>24</b>	<b>6.68</b>
Maximum total combined incentive credit allowed is 10 points.			<b>Incentives Awarded</b>	<b>6.68</b>

\*Performance calculation descriptions can be found in the FY 2018 RBWO PBP Measurements and Standards Guide.

**Child Protective Services Investigations and Dispositions**

The following investigations data, which is not used for scoring but is considered significant to a provider's performance, is from Georgia SHINES and is not considered final or complete until the end of the fiscal year.

Total Reports:	0
Number Screened In:	0
Number Screened Out:	0
Number Substantiated:	0
Number Unsubstantiated:	1
Number Active CPS Investigations:	-1



DHS, DFCS, Office of Provider Management  
**Performance-Based Placement Measures**  
**RBWO Provider GA+SCORECARD - CPA**  
Report Quarter: Q4 FY2018



**Provider/Program Name: Families 4 Families - Dublin (5339) - CPA**

340 Trinity Rd., Dublin, GA 31021

Phone: 478-308-7952

Vendor ID# 157625

**Quarterly Scores (Grades)**

**Current Quarter Score (Grade)**

Q1: (N/A)

Q2: (N/A)

**99.50%**

Q3: 97.43 (A+)

Q4: 99.50 (A+)

**(A+)**

# New Foster Homes During Quarter: 1

# Children in Care During Quarter: 15

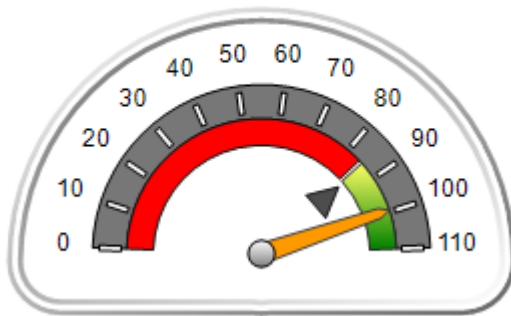
# Placements During Quarter: 15

# Children in Care On Last Day: 15

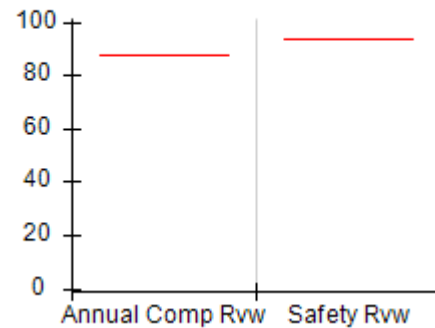
**Quarterly Provider Comparisons to All CPAs**

— indicates average for all CPAs

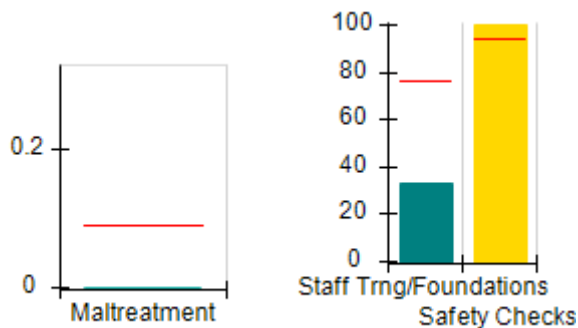
**Overall Score (%)**



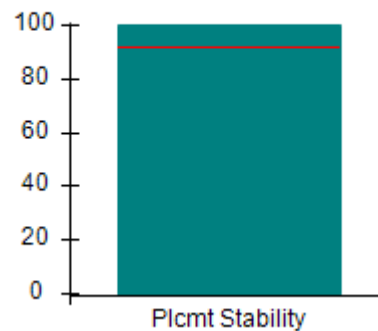
**OPM Monitoring Reviews (%)**



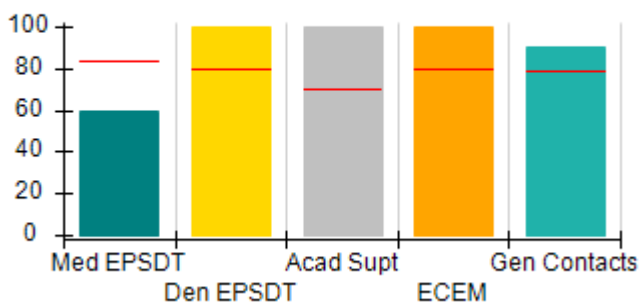
**Safety Outcomes (%)**



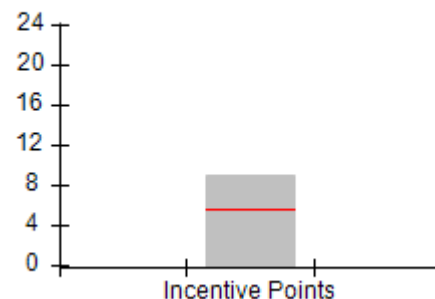
**Permanency Outcomes (%)**



**Well-Being Outcomes (%)**



**Incentives Earned (Points)**







DHS, DFCS, Office of Provider Management  
**Performance-Based Placement Measures**  
**RBWO Provider GA+SCORECARD - CPA**  
 Report Quarter: Q4 FY2018



**Provider/Program Name: Families 4 Families - Dublin (5339) - CPA**

<b>340 Trinity Rd., Dublin, GA 31021</b>  <b>Phone: 478-308-7952</b>  <b>Vendor ID# 157625</b>		<b>Quarterly Scores (Grades)</b>		<b>Current Quarter Score (Grade)</b>
		<b>Q1: (F)</b>	<b>Q2: (N/A)</b>	<b>99.50%</b>
		<b>Q3: 97.43 (A+)</b>	<b>Q4: 99.50 (A+)</b>	<b>(A+)</b>
# New Foster Homes During Quarter: 1		# Children in Care During Quarter: 15	# Placements During Quarter: 15	# Children in Care On Last Day: 15
	<b>Avg Performance All CPAs (%)</b>	<b>Provider Performance (%)*</b>	<b>Possible Points (Weight)</b>	<b>Provider Points Earned</b>
<b>OPM Monitoring Reviews</b>				
Annual Comprehensive Reviews	87%	Not Yet Conducted		
Safety Reviews	94%	Not Yet Conducted		
<b>Monitoring Sub-Total</b>				<b>0.00</b>
<b>CPA Safety Outcomes</b>				
Incidence of Maltreatment	0.09%	No Substantiated Reports	10	10.00
Staff Training	76%	33%	5	1.65
Staff Safety Checks	94%	100%	5	5.00
<b>Safety Sub-Total</b>			<b>20</b>	<b>16.65</b>
<b>CPA Permanency Outcomes</b>				
Placement Stability	92%	100%	15	15.00
<b>Permanency Sub-Total</b>			<b>15</b>	<b>15.00</b>
<b>CPA Well-Being Outcomes</b>				
EPSDT Medical Visits	84%	60%	4	2.40
EPSDT Dental Visits	80%	100%	4	4.00
Academic Supports	70%	100%	3	3.00
Provider ECEM Visits	80%	100%	7	7.00
Provider General Contacts	78%	90%	7	6.30
Placements with Siblings	65%	100%	Not Scored	Not Scored
Placements within Legal County	17%	0%	Not Scored	Not Scored
<b>Well-Being Sub-Total</b>			<b>25</b>	<b>22.70</b>

\*Performance calculation descriptions can be found in the FY 2018 RBWO PBP Measurements and Standards Guide.

<b>Monitoring &amp; Outcomes: Possible Points = 60</b>		<b>Points Earned: 54.35</b>	
<b>Score Before Incentives Credit</b>			<b>90.58%</b>
<b>Incentives Awarded</b>			<b>8.92 pts</b>
<b>PBP Verification</b>			<b>N/A pts</b>
<b>Total Score</b>			<b>99.50%</b>



**DHS, DFCS, Office of Provider Management**  
**Performance-Based Placement Measures**  
**RBWO Provider GA+SCORECARD - CPA**  
**Report Quarter: Q4 FY2018**



**Provider/Program Name: Families 4 Families - Dublin (5339) - CPA**

# New Foster Homes During Quarter: 1		# Children in Care During Quarter: 15	# Placements During Quarter: 15	# Children in Care On Last Day: 15
CPA Incentive Credits	Avg Performance All CPAs (%)	Provider Performance (%)*	Possible Points (Weight)	Provider Points Earned
Early EPSDT Medical Visits		100%	2	2.00
Early EPSDT Dental Visits		50%	2	1.00
Permanency Contacts		0%	5	0.00
Additional Academic Supports		71%	2	1.42
Foster Hm Retention Rate (threshold = 90)		100%	2	2.00
Foster Hm Recruitment (threshold = 100)		100%	2	2.00
Active Agency Accreditation		0%	4	0.00
Staff Clinical Licensure		10%	5	0.50
<b>Incentives Total</b>	<b>5.45</b>		<b>24</b>	<b>8.92</b>
Maximum total combined incentive credit allowed is 10 points.			<b>Incentives Awarded</b>	<b>8.92</b>

\*Performance calculation descriptions can be found in the FY 2018 RBWO PBP Measurements and Standards Guide.

**Child Protective Services Investigations and Dispositions**

The following investigations data, which is not used for scoring but is considered significant to a provider's performance, is from Georgia SHINES and is not considered final or complete until the end of the fiscal year.

Total Reports:	0
Number Screened In:	0
Number Screened Out:	0
Number Substantiated:	0
Number Unsubstantiated:	0
Number Active CPS Investigations:	0



DHS, DFCS, Office of Provider Management

## Performance-Based Placement Measures

### RBWO Provider GA+SCORECARD - CPA



Report Quarter: Q4 FY2018

**Provider/Program Name: Families First - Foster Care Program: Atlanta (639) - CPA**

80 Joseph E. Lowery Blvd NW, Atlanta, GA 30314

Phone: 404-853-2867

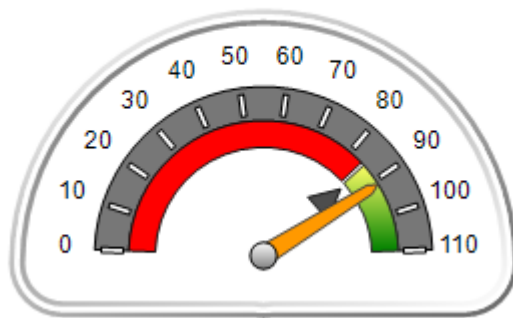
Vendor ID# 35335

80 Joseph E. Lowery Blvd NW, Atlanta, GA 30314  Phone: 404-853-2867  Vendor ID# 35335	Quarterly Scores (Grades)		Current Quarter Score (Grade)
	Q1: 96.47 (A)	Q2: 97.40 (A+)	91.33%  (A-)
	Q3: 80.80 (B-)	Q4: 91.33 (A-)	
# New Foster Homes During Quarter: 2	# Children in Care During Quarter: 27	# Placements During Quarter: 28	# Children in Care On Last Day: 26

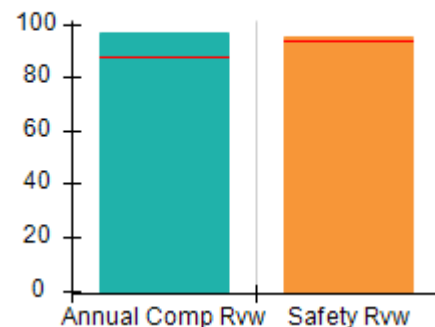
### Quarterly Provider Comparisons to All CPAs

▼ — indicates average for all CPAs

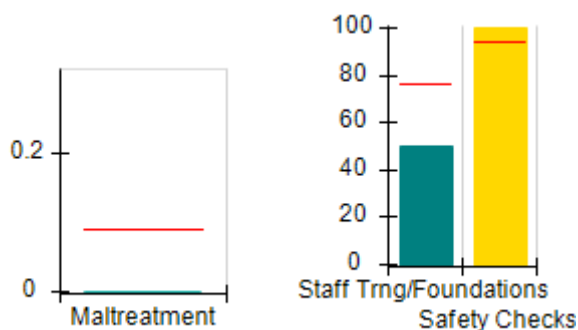
Overall Score (%)



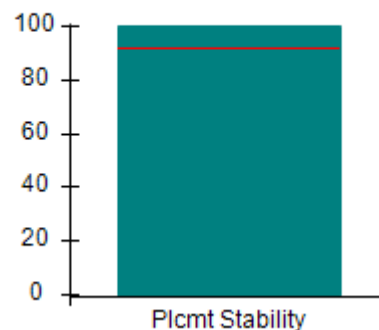
OPM Monitoring Reviews (%)



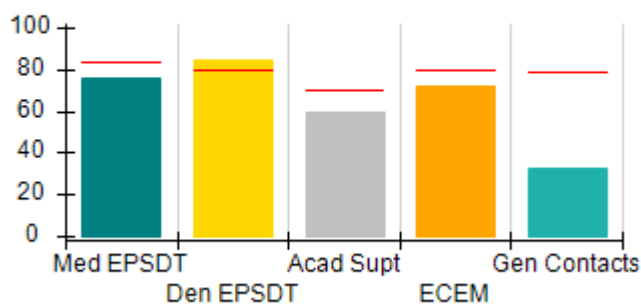
Safety Outcomes (%)



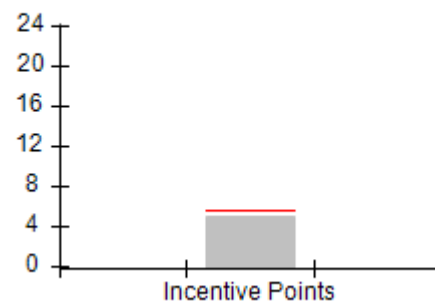
Permanency Outcomes (%)



Well-Being Outcomes (%)



Incentives Earned (Points)





DHS, DFCS, Office of Provider Management  
**Performance-Based Placement Measures**  
**RBWO Provider GA+SCORECARD - CPA**  
 Report Quarter: Q4 FY2018



**Provider/Program Name: Families First - Foster Care Program: Atlanta (639) - CPA**

80 Joseph E. Lowery Blvd NW, Atlanta, GA 30314  Phone: 404-853-2867  Vendor ID# 35335		Quarterly Scores (Grades)		Current Quarter Score (Grade)
		Q1: 96.47 (A)	Q2: 97.40 (A+)	91.33% (A-)
		Q3: 80.80 (B-)	Q4: 91.33 (A-)	
# New Foster Homes During Quarter: 2		# Children in Care During Quarter: 27	# Placements During Quarter: 28	# Children in Care On Last Day: 26
	Avg Performance All CPAs (%)	Provider Performance (%)*	Possible Points (Weight)	Provider Points Earned
<b>OPM Monitoring Reviews</b>				
Annual Comprehensive Reviews	87%	96%	25	24.12
Safety Reviews	94%	95%	15	14.25
<b>Monitoring Sub-Total</b>			<b>40</b>	<b>38.38</b>
<b>CPA Safety Outcomes</b>				
Incidence of Maltreatment	0.09%	No Substantiated Reports	10	10.00
Staff Training	76%	50%	5	2.50
Staff Safety Checks	94%	100%	5	5.00
<b>Safety Sub-Total</b>			<b>20</b>	<b>17.50</b>
<b>CPA Permanency Outcomes</b>				
Placement Stability	92%	100%	15	15.00
<b>Permanency Sub-Total</b>			<b>15</b>	<b>15.00</b>
<b>CPA Well-Being Outcomes</b>				
EPSDT Medical Visits	84%	76%	4	3.04
EPSDT Dental Visits	80%	84%	4	3.36
Academic Supports	70%	60%	3	1.80
Provider ECEM Visits	80%	72%	7	5.04
Provider General Contacts	78%	33%	7	2.31
Placements with Siblings	65%	58%	Not Scored	Not Scored
Placements within Legal County	17%	0%	Not Scored	Not Scored
<b>Well-Being Sub-Total</b>			<b>25</b>	<b>15.55</b>

\*Performance calculation descriptions can be found in the FY 2018 RBWO PBP Measurements and Standards Guide.

<b>Monitoring &amp; Outcomes: Possible Points = 100</b>		<b>Points Earned: 86.43</b>	
<b>Score Before Incentives Credit</b>			<b>86.43%</b>
<b>Incentives Awarded</b>			<b>4.90 pts</b>
<b>PBP Verification</b>			<b>N/A pts</b>
<b>Total Score</b>			<b>91.33%</b>



DHS, DFCS, Office of Provider Management  
**Performance-Based Placement Measures**  
**RBWO Provider GA+SCORECARD - CPA**  
Report Quarter: Q4 FY2018



**Provider/Program Name: Families First - Foster Care Program: Atlanta (639) - CPA**

# New Foster Homes During Quarter: 2		# Children in Care During Quarter: 27	# Placements During Quarter: 28	# Children in Care On Last Day: 26
CPA Incentive Credits	Avg Performance All CPAs (%)	Provider Performance (%)*	Possible Points (Weight)	Provider Points Earned
Early EPSDT Medical Visits		20%	2	0.40
Early EPSDT Dental Visits		0%	2	0.00
Permanency Contacts		0%	5	0.00
Additional Academic Supports		0%	2	0.00
Foster Hm Retention Rate (threshold = 90)		67%	2	0.00
Foster Hm Recruitment (threshold = 100)		100%	2	2.00
Active Agency Accreditation		50%	4	2.00
Staff Clinical Licensure		10%	5	0.50
<b>Incentives Total</b>	<b>5.45</b>		<b>24</b>	<b>4.90</b>
Maximum total combined incentive credit allowed is 10 points.			<b>Incentives Awarded</b>	<b>4.90</b>

\*Performance calculation descriptions can be found in the FY 2018 RBWO PBP Measurements and Standards Guide.

**Child Protective Services Investigations and Dispositions**

The following investigations data, which is not used for scoring but is considered significant to a provider's performance, is from Georgia SHINES and is not considered final or complete until the end of the fiscal year.

Total Reports:	0
Number Screened In:	0
Number Screened Out:	0
Number Substantiated:	0
Number Unsubstantiated:	1
Number Active CPS Investigations:	-1



DHS, DFCS, Office of Provider Management  
**Performance-Based Placement Measures**  
**RBWO Provider GA+SCORECARD - CPA**



Report Quarter: Q4 FY2018

**Provider/Program Name: Generational Child Care - (5267) - CPA**

275 Northside Crossing, Macon, GA 31210

Phone: 478-477-1289

Vendor ID# 107250

**Quarterly Scores (Grades)**

**Current Quarter Score (Grade)**

Q1: 82.00 (B-)

Q2: 92.81 (A-)

**100.50%**

Q3: 95.70 (A)

Q4: 100.50 (A+)

**(A+)**

# New Foster Homes During Quarter: 2

# Children in Care During Quarter: 29

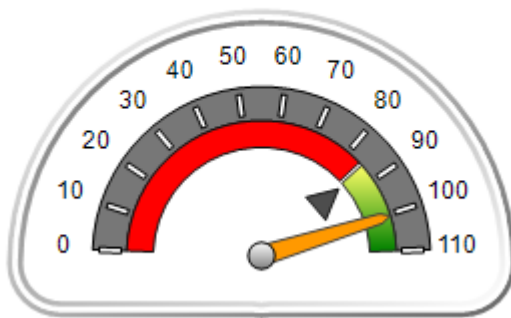
# Placements During Quarter: 30

# Children in Care On Last Day: 26

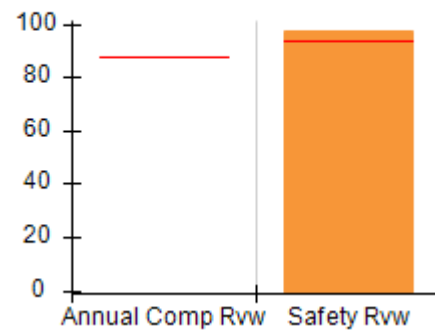
**Quarterly Provider Comparisons to All CPAs**

— indicates average for all CPAs

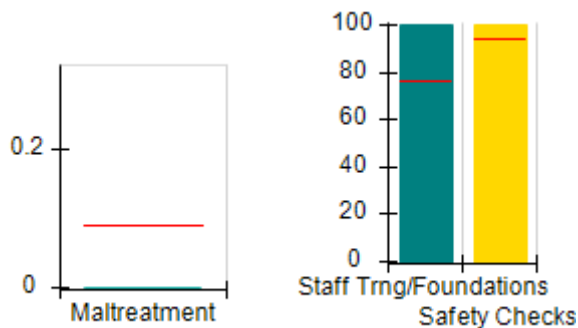
**Overall Score (%)**



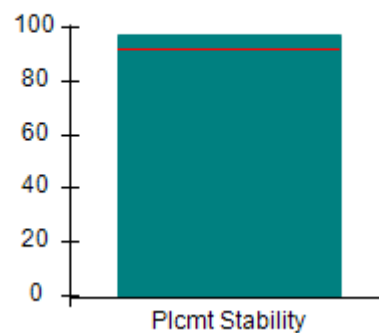
**OPM Monitoring Reviews (%)**



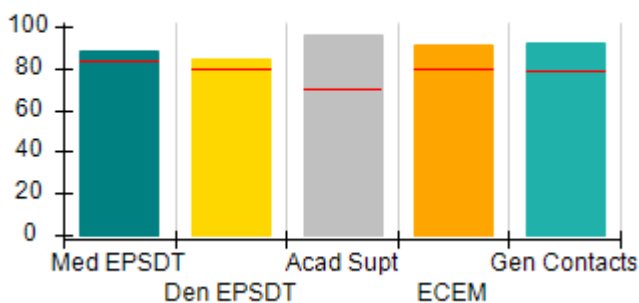
**Safety Outcomes (%)**



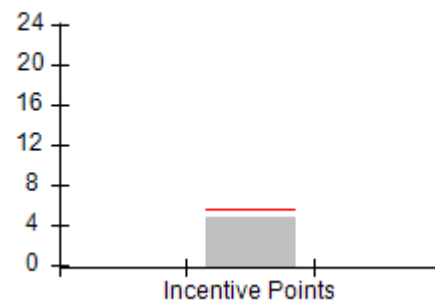
**Permanency Outcomes (%)**



**Well-Being Outcomes (%)**



**Incentives Earned (Points)**





DHS, DFCS, Office of Provider Management  
**Performance-Based Placement Measures**  
**RBWO Provider GA+SCORECARD - CPA**  
 Report Quarter: Q4 FY2018



**Provider/Program Name: Generational Child Care - (5267) - CPA**

275 Northside Crossing, Macon, GA 31210  Phone: 478-477-1289  Vendor ID# 107250	Quarterly Scores (Grades)		Current Quarter Score (Grade)
	Q1: 82.00 (B-)	Q2: 92.81 (A-)	100.50%
	Q3: 95.70 (A)	Q4: 100.50 (A+)	(A+)

# New Foster Homes During Quarter: 2	# Children in Care During Quarter: 29	# Placements During Quarter: 30	# Children in Care On Last Day: 26
--------------------------------------	---------------------------------------	---------------------------------	------------------------------------

	Avg Performance All CPAs (%)	Provider Performance (%)*	Possible Points (Weight)	Provider Points Earned
--	------------------------------	---------------------------	--------------------------	------------------------

**OPM Monitoring Reviews**

Annual Comprehensive Reviews	87%	Not Yet Conducted		
Safety Reviews	94%	98%	15	14.63
<b>Monitoring Sub-Total</b>			<b>15</b>	<b>14.63</b>

**CPA Safety Outcomes**

Incidence of Maltreatment	0.09%	No Substantiated Reports	10	10.00
Staff Training	76%	100%	5	5.00
Staff Safety Checks	94%	100%	5	5.00
<b>Safety Sub-Total</b>			<b>20</b>	<b>20.00</b>

**CPA Permanency Outcomes**

Placement Stability	92%	97%	15	14.55
<b>Permanency Sub-Total</b>			<b>15</b>	<b>14.55</b>

**CPA Well-Being Outcomes**

EPSDT Medical Visits	84%	88%	4	3.52
EPSDT Dental Visits	80%	84%	4	3.36
Academic Supports	70%	96%	3	2.88
Provider ECEM Visits	80%	91%	7	6.37
Provider General Contacts	78%	92%	7	6.44
Placements with Siblings	65%	100%	Not Scored	Not Scored
Placements within Legal County	17%	14%	Not Scored	Not Scored
<b>Well-Being Sub-Total</b>			<b>25</b>	<b>22.57</b>

\*Performance calculation descriptions can be found in the FY 2018 RBWO PBP Measurements and Standards Guide.

<b>Monitoring &amp; Outcomes: Possible Points = 75</b>	<b>Points Earned: 71.75</b>
<b>Score Before Incentives Credit</b>	<b>95.66%</b>
<b>Incentives Awarded</b>	<b>4.84 pts</b>
<b>PBP Verification</b>	<b>N/A pts</b>
<b>Total Score</b>	<b>100.50%</b>



DHS, DFCS, Office of Provider Management  
**Performance-Based Placement Measures**  
**RBWO Provider GA+SCORECARD - CPA**  
Report Quarter: Q4 FY2018



**Provider/Program Name: Generational Child Care - (5267) - CPA**

# New Foster Homes During Quarter: 2		# Children in Care During Quarter: 29	# Placements During Quarter: 30	# Children in Care On Last Day: 26
CPA Incentive Credits	Avg Performance All CPAs (%)	Provider Performance (%)*	Possible Points (Weight)	Provider Points Earned
Early EPSDT Medical Visits		60%	2	1.20
Early EPSDT Dental Visits		82%	2	1.64
Permanency Contacts		0%	5	0.00
Additional Academic Supports		0%	2	0.00
Foster Hm Retention Rate (threshold = 90)		78%	2	0.00
Foster Hm Recruitment (threshold = 100)		100%	2	2.00
Active Agency Accreditation		0%	4	0.00
Staff Clinical Licensure		0%	5	0.00
<b>Incentives Total</b>	<b>5.45</b>		<b>24</b>	<b>4.84</b>
Maximum total combined incentive credit allowed is 10 points.			<b>Incentives Awarded</b>	<b>4.84</b>

\*Performance calculation descriptions can be found in the FY 2018 RBWO PBP Measurements and Standards Guide.

**Child Protective Services Investigations and Dispositions**

The following investigations data, which is not used for scoring but is considered significant to a provider's performance, is from Georgia SHINES and is not considered final or complete until the end of the fiscal year.

Total Reports:	3
Number Screened In:	0
Number Screened Out:	3
Number Substantiated:	0
Number Unsubstantiated:	0
Number Active CPS Investigations:	0





DHS, DFCS, Office of Provider Management  
**Performance-Based Placement Measures**  
**RBWO Provider GA+SCORECARD - CPA**



Report Quarter: Q4 FY2018

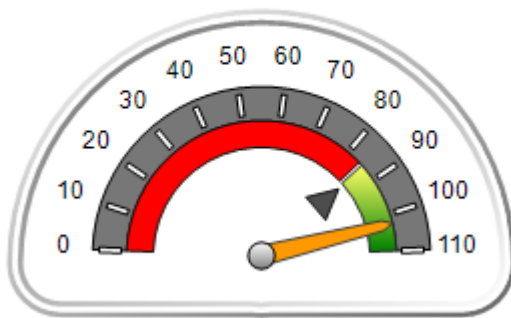
**Provider/Program Name: Georgia Agape - (655) - CPA**

3094 Mercer University Dr., Atlanta, GA 30341 Phone: 770-452-9995 Vendor ID# 35356	Quarterly Scores (Grades)		Current Quarter Score (Grade)
	Q1: 102.00 (A+)	Q2: 103.21 (A+)	102.61% (A+)
	Q3: 107.94 (A+)	Q4: 102.61 (A+)	
# New Foster Homes During Quarter: 1	# Children in Care During Quarter: 21	# Placements During Quarter: 21	# Children in Care On Last Day: 18

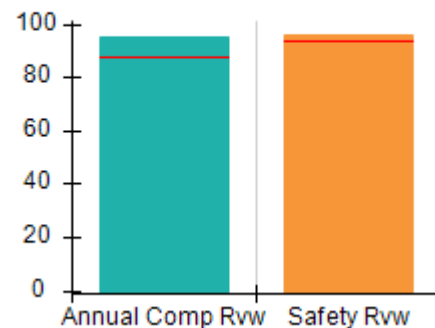
**Quarterly Provider Comparisons to All CPAs**

— indicates average for all CPAs

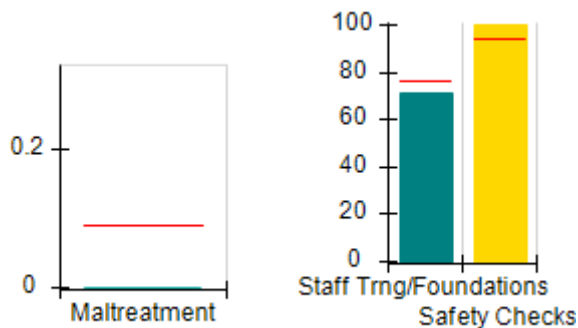
Overall Score (%)



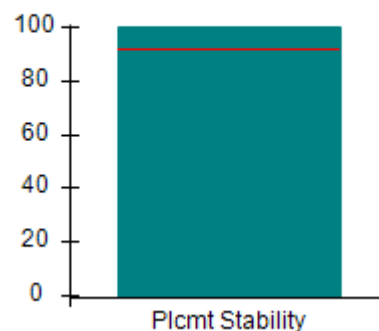
OPM Monitoring Reviews (%)



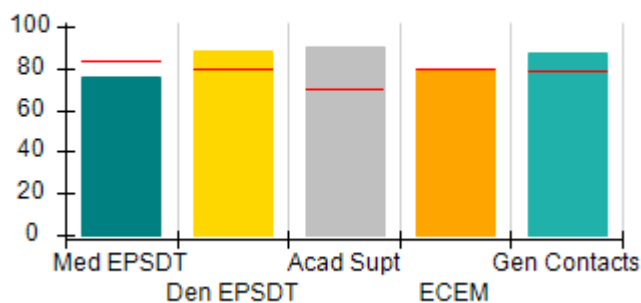
Safety Outcomes (%)



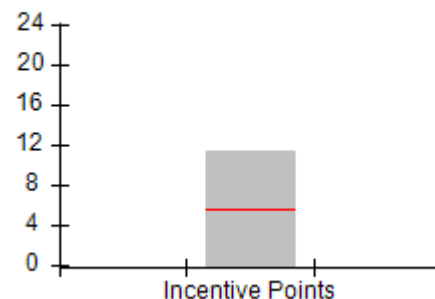
Permanency Outcomes (%)



Well-Being Outcomes (%)



Incentives Earned (Points)





DHS, DFCS, Office of Provider Management  
**Performance-Based Placement Measures**  
**RBWO Provider GA+SCORECARD - CPA**  
 Report Quarter: Q4 FY2018



**Provider/Program Name: Georgia Agape - (655) - CPA**

<b>3094 Mercer University Dr., Atlanta, GA 30341</b>  <b>Phone: 770-452-9995</b>  <b>Vendor ID# 35356</b>	Quarterly Scores (Grades)		Current Quarter Score (Grade)
	Q1: 102.00 (A+)	Q2: 103.21 (A+)	<b>102.61%</b> <b>(A+)</b>
	Q3: 107.94 (A+)	Q4: 102.61 (A+)	

# New Foster Homes During Quarter: 1	# Children in Care During Quarter: 21	# Placements During Quarter: 21	# Children in Care On Last Day: 18
--------------------------------------	---------------------------------------	---------------------------------	------------------------------------

	Avg Performance All CPAs (%)	Provider Performance (%)*	Possible Points (Weight)	Provider Points Earned
--	------------------------------	---------------------------	--------------------------	------------------------

**OPM Monitoring Reviews**

Annual Comprehensive Reviews	87%	95%	25	23.78
Safety Reviews	94%	96%	15	14.39
<b>Monitoring Sub-Total</b>			<b>40</b>	<b>38.18</b>

**CPA Safety Outcomes**

Incidence of Maltreatment	0.09%	No Substantiated Reports	10	10.00
Staff Training	76%	71%	5	3.55
Staff Safety Checks	94%	100%	5	5.00
<b>Safety Sub-Total</b>			<b>20</b>	<b>18.55</b>

**CPA Permanency Outcomes**

Placement Stability	92%	100%	15	15.00
<b>Permanency Sub-Total</b>			<b>15</b>	<b>15.00</b>

**CPA Well-Being Outcomes**

EPSDT Medical Visits	84%	76%	4	3.04
EPSDT Dental Visits	80%	88%	4	3.52
Academic Supports	70%	90%	3	2.70
Provider ECEM Visits	80%	79%	7	5.53
Provider General Contacts	78%	87%	7	6.09
Placements with Siblings	65%	100%	Not Scored	Not Scored
Placements within Legal County	17%	0%	Not Scored	Not Scored
<b>Well-Being Sub-Total</b>			<b>25</b>	<b>20.88</b>

\*Performance calculation descriptions can be found in the FY 2018 RBWO PBP Measurements and Standards Guide.

<b>Monitoring &amp; Outcomes: Possible Points = 100</b>	<b>Points Earned: 92.61</b>
<b>Score Before Incentives Credit</b>	<b>92.61%</b>
<b>Incentives Awarded</b>	<b>10.00 pts</b>
<b>PBP Verification</b>	<b>0.00 pts</b>
<b>Total Score</b>	<b>102.61%</b>



**DHS, DFCS, Office of Provider Management**  
**Performance-Based Placement Measures**  
**RBWO Provider GA+SCORECARD - CPA**  
**Report Quarter: Q4 FY2018**



**Provider/Program Name: Georgia Agape - (655) - CPA**

# New Foster Homes During Quarter: 1		# Children in Care During Quarter: 21	# Placements During Quarter: 21	# Children in Care On Last Day: 18
CPA Incentive Credits	Avg Performance All CPAs (%)	Provider Performance (%)*	Possible Points (Weight)	Provider Points Earned
Early EPSDT Medical Visits		100%	2	2.00
Early EPSDT Dental Visits		50%	2	1.00
Permanency Contacts		12%	5	0.60
Additional Academic Supports		90%	2	1.80
Foster Hm Retention Rate (threshold = 90)		92%	2	2.00
Foster Hm Recruitment (threshold = 100)		0%	2	0.00
Active Agency Accreditation		50%	4	2.00
Staff Clinical Licensure		40%	5	2.00
<b>Incentives Total</b>	<b>5.45</b>		<b>24</b>	<b>11.40</b>
Maximum total combined incentive credit allowed is 10 points.			<b>Incentives Awarded</b>	<b>10.00</b>

\*Performance calculation descriptions can be found in the FY 2018 RBWO PBP Measurements and Standards Guide.

**Child Protective Services Investigations and Dispositions**

The following investigations data, which is not used for scoring but is considered significant to a provider's performance, is from Georgia SHINES and is not considered final or complete until the end of the fiscal year.

Total Reports:	4
Number Screened In:	2
Number Screened Out:	2
Number Substantiated:	0
Number Unsubstantiated:	1
Number Active CPS Investigations:	1



DHS, DFCS, Office of Provider Management  
**Performance-Based Placement Measures**  
**RBWO Provider GA+SCORECARD - CPA**



Report Quarter: Q4 FY2018

**Provider/Program Name: Georgia Baptist Children's Home & Family Ministries - Palmetto Campus (CPA) (5211) - CPA**

9250 Hutcheson Ferry Road, Palmetto, GA 30268

Phone: 770-463-3800

Vendor ID# 131262

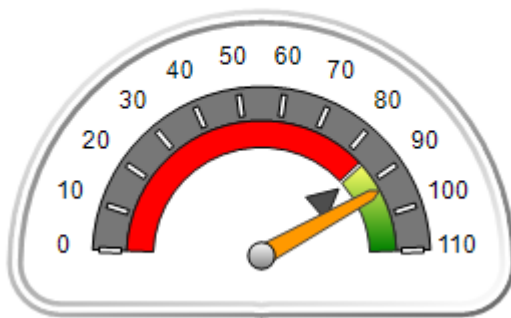
Quarterly Scores (Grades)		Current Quarter Score (Grade)
Q1: 95.55 (A)	Q2: 92.66 (A-)	93.21% (A-)
Q3: 99.21 (A+)	Q4: 93.21 (A-)	

# New Foster Homes During Quarter: 2	# Children in Care During Quarter: 4	# Placements During Quarter: 4	# Children in Care On Last Day: 4
--------------------------------------	--------------------------------------	--------------------------------	-----------------------------------

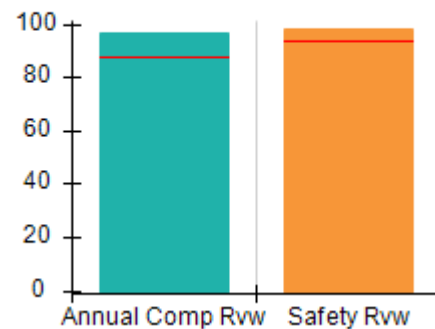
**Quarterly Provider Comparisons to All CPAs**

▼ — indicates average for all CPAs

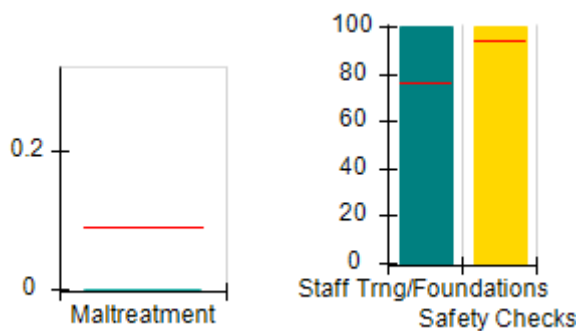
Overall Score (%)



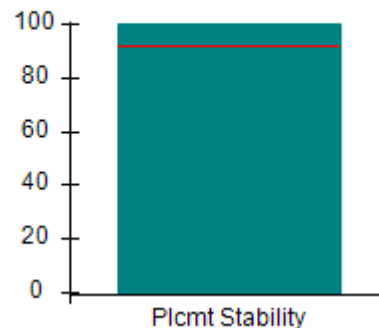
OPM Monitoring Reviews (%)



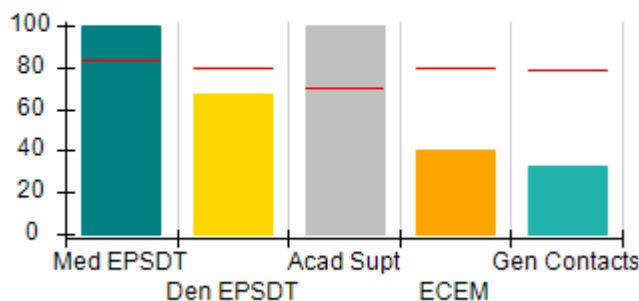
Safety Outcomes (%)



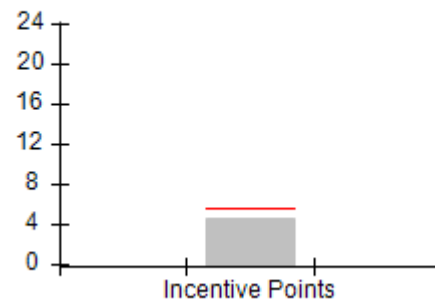
Permanency Outcomes (%)



Well-Being Outcomes (%)



Incentives Earned (Points)





DHS, DFCS, Office of Provider Management  
**Performance-Based Placement Measures**  
**RBWO Provider GA+SCORECARD - CPA**



Report Quarter: Q4 FY2018

**Provider/Program Name: Georgia Baptist Children's Home & Family Ministries - Palmetto Campus (CPA) (5211) - CPA**

9250 Hutcheson Ferry Road, Palmetto, GA 30268	Quarterly Scores (Grades)		Current Quarter Score (Grade)
Phone: 770-463-3800	Q1: 95.55 (A)	Q2: 92.66 (A-)	<b>93.21%</b> <b>(A-)</b>
Vendor ID# 131262	Q3: 99.21 (A+)	Q4: 93.21 (A-)	

# New Foster Homes During Quarter: 2	# Children in Care During Quarter: 4	# Placements During Quarter: 4	# Children in Care On Last Day: 4
--------------------------------------	--------------------------------------	--------------------------------	-----------------------------------

	Avg Performance All CPAs (%)	Provider Performance (%)*	Possible Points (Weight)	Provider Points Earned
--	------------------------------	---------------------------	--------------------------	------------------------

**OPM Monitoring Reviews**

Annual Comprehensive Reviews	87%	97%	25	24.17
Safety Reviews	94%	98%	15	14.75
<b>Monitoring Sub-Total</b>			<b>40</b>	<b>38.92</b>

**CPA Safety Outcomes**

Incidence of Maltreatment	0.09%	No Substantiated Reports	10	10.00
Staff Training	76%	100%	5	5.00
Staff Safety Checks	94%	100%	5	5.00
<b>Safety Sub-Total</b>			<b>20</b>	<b>20.00</b>

**CPA Permanency Outcomes**

Placement Stability	92%	100%	15	15.00
<b>Permanency Sub-Total</b>			<b>15</b>	<b>15.00</b>

**CPA Well-Being Outcomes**

EPSDT Medical Visits	84%	100%	4	4.00
EPSDT Dental Visits	80%	67%	4	2.68
Academic Supports	70%	100%	3	3.00
Provider ECEM Visits	80%	40%	7	2.80
Provider General Contacts	78%	33%	7	2.31
Placements with Siblings	65%	67%	Not Scored	Not Scored
Placements within Legal County	17%	0%	Not Scored	Not Scored
<b>Well-Being Sub-Total</b>			<b>25</b>	<b>14.79</b>

\*Performance calculation descriptions can be found in the FY 2018 RBWO PBP Measurements and Standards Guide.

<b>Monitoring &amp; Outcomes: Possible Points = 100</b>	<b>Points Earned: 88.71</b>
<b>Score Before Incentives Credit</b>	<b>88.71%</b>
<b>Incentives Awarded</b>	<b>4.50 pts</b>
<b>PBP Verification</b>	<b>N/A pts</b>
<b>Total Score</b>	<b>93.21%</b>



**DHS, DFCS, Office of Provider Management**  
**Performance-Based Placement Measures**  
**RBWO Provider GA+SCORECARD - CPA**



**Report Quarter: Q4 FY2018**

**Provider/Program Name: Georgia Baptist Children's Home & Family Ministries - Palmetto Campus (CPA) (5211) - CPA**

# New Foster Homes During Quarter: 2		# Children in Care During Quarter: 4	# Placements During Quarter: 4	# Children in Care On Last Day: 4
CPA Incentive Credits	Avg Performance All CPAs (%)	Provider Performance (%)*	Possible Points (Weight)	Provider Points Earned
Early EPSDT Medical Visits		Not Eligible	2	
Early EPSDT Dental Visits		0%	2	0.00
Permanency Contacts		0%	5	0.00
Additional Academic Supports		0%	2	0.00
Foster Hm Retention Rate (threshold = 90)		50%	2	0.00
Foster Hm Recruitment (threshold = 100)		200%	2	2.00
Active Agency Accreditation		50%	4	2.00
Staff Clinical Licensure		10%	5	0.50
<b>Incentives Total</b>	<b>5.45</b>		<b>24</b>	<b>4.50</b>
Maximum total combined incentive credit allowed is 10 points.			<b>Incentives Awarded</b>	<b>4.50</b>

\*Performance calculation descriptions can be found in the FY 2018 RBWO PBP Measurements and Standards Guide.

**Child Protective Services Investigations and Dispositions**

The following investigations data, which is not used for scoring but is considered significant to a provider's performance, is from Georgia SHINES and is not considered final or complete until the end of the fiscal year.

Total Reports:	0
Number Screened In:	0
Number Screened Out:	0
Number Substantiated:	0
Number Unsubstantiated:	0
Number Active CPS Investigations:	0



DHS, DFCS, Office of Provider Management  
**Performance-Based Placement Measures**  
**RBWO Provider GA+SCORECARD - CPA**  
Report Quarter: Q4 FY2018



**Provider/Program Name: Georgia Hope, Inc. - Georgia Hope (5182) - CPA**

1257 Commercial Drive, Conyers, GA 30094

Phone: 770-344-8704

Vendor ID# 121496

**Quarterly Scores (Grades)**

**Current Quarter Score (Grade)**

Q1: 106.98 (A+)

Q2: 105.87 (A+)

**98.26%**

Q3: 105.43 (A+)

Q4: 98.26 (A+)

**(A+)**

# New Foster Homes During Quarter: 2

# Children in Care During Quarter: 44

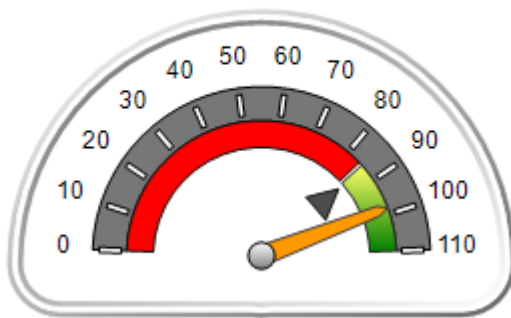
# Placements During Quarter: 50

# Children in Care On Last Day: 34

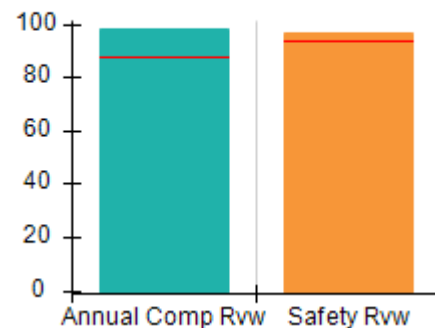
**Quarterly Provider Comparisons to All CPAs**

— indicates average for all CPAs

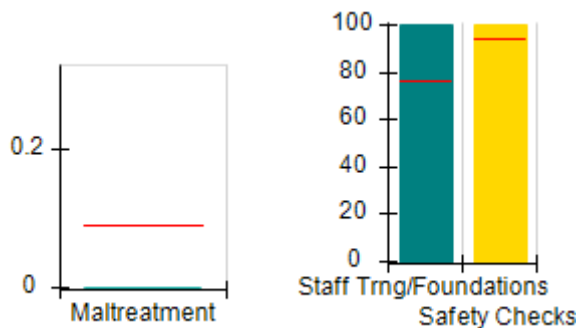
**Overall Score (%)**



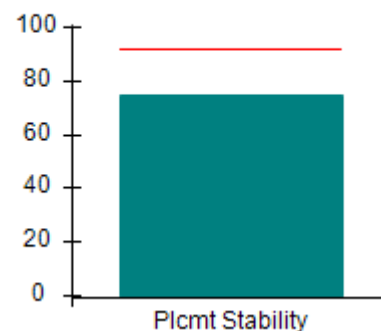
**OPM Monitoring Reviews (%)**



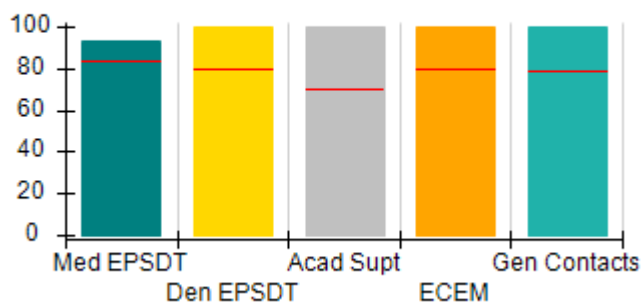
**Safety Outcomes (%)**



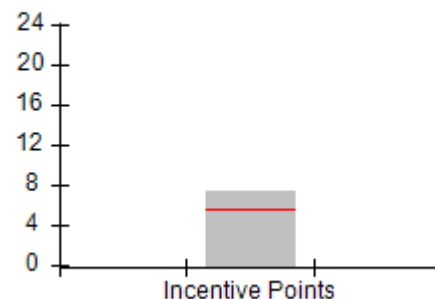
**Permanency Outcomes (%)**



**Well-Being Outcomes (%)**



**Incentives Earned (Points)**





DHS, DFCS, Office of Provider Management  
**Performance-Based Placement Measures**  
**RBWO Provider GA+SCORECARD - CPA**  
 Report Quarter: Q4 FY2018



**Provider/Program Name: Georgia Hope, Inc. - Georgia Hope (5182) - CPA**

1257 Commercial Drive, Conyers, GA 30094  Phone: 770-344-8704  Vendor ID# 121496		Quarterly Scores (Grades)		Current Quarter Score (Grade)
		Q1: 106.98 (A+)	Q2: 105.87 (A+)	98.26%
		Q3: 105.43 (A+)	Q4: 98.26 (A+)	(A+)
# New Foster Homes During Quarter: 2		# Children in Care During Quarter: 44	# Placements During Quarter: 50	# Children in Care On Last Day: 34
	Avg Performance All CPAs (%)	Provider Performance (%)*	Possible Points (Weight)	Provider Points Earned
<b>OPM Monitoring Reviews</b>				
Annual Comprehensive Reviews	87%	98%	25	24.45
Safety Reviews	94%	97%	15	14.54
<b>Monitoring Sub-Total</b>			<b>40</b>	<b>38.99</b>
<b>CPA Safety Outcomes</b>				
Incidence of Maltreatment	0.09%	No Substantiated Reports	10	10.00
Staff Training	76%	100%	5	5.00
Staff Safety Checks	94%	100%	5	5.00
<b>Safety Sub-Total</b>			<b>20</b>	<b>20.00</b>
<b>CPA Permanency Outcomes</b>				
Placement Stability	92%	75%	15	11.25
<b>Permanency Sub-Total</b>			<b>15</b>	<b>11.25</b>
<b>CPA Well-Being Outcomes</b>				
EPSDT Medical Visits	84%	93%	4	3.72
EPSDT Dental Visits	80%	100%	4	4.00
Academic Supports	70%	100%	3	3.00
Provider ECEM Visits	80%	100%	7	7.00
Provider General Contacts	78%	100%	7	7.00
Placements with Siblings	65%	78%	Not Scored	Not Scored
Placements within Legal County	17%	22%	Not Scored	Not Scored
<b>Well-Being Sub-Total</b>			<b>25</b>	<b>24.72</b>

\*Performance calculation descriptions can be found in the FY 2018 RBWO PBP Measurements and Standards Guide.

<b>Monitoring &amp; Outcomes: Possible Points = 100</b>	<b>Points Earned: 94.96</b>
<b>Score Before Incentives Credit</b>	<b>94.96%</b>
<b>Incentives Awarded</b>	<b>7.30 pts</b>
<b>PBP Verification</b>	<b>-4.00 pts</b>
<b>Total Score</b>	<b>98.26%</b>





**DHS, DFCS, Office of Provider Management**  
**Performance-Based Placement Measures**  
**RBWO Provider GA+SCORECARD - CPA**  
**Report Quarter: Q4 FY2018**



**Provider/Program Name: Georgia Hope, Inc. - Georgia Hope (5182) - CPA**

# New Foster Homes During Quarter: 2		# Children in Care During Quarter: 44	# Placements During Quarter: 50	# Children in Care On Last Day: 34
CPA Incentive Credits	Avg Performance All CPAs (%)	Provider Performance (%)*	Possible Points (Weight)	Provider Points Earned
Early EPSDT Medical Visits		100%	2	2.00
Early EPSDT Dental Visits		100%	2	2.00
Permanency Contacts		56%	5	2.80
Additional Academic Supports		25%	2	0.50
Foster Hm Retention Rate (threshold = 90)		81%	2	0.00
Foster Hm Recruitment (threshold = 100)		75%	2	0.00
Active Agency Accreditation		0%	4	0.00
Staff Clinical Licensure		0%	5	0.00
<b>Incentives Total</b>	<b>5.45</b>		<b>24</b>	<b>7.30</b>
Maximum total combined incentive credit allowed is 10 points.			<b>Incentives Awarded</b>	<b>7.30</b>

\*Performance calculation descriptions can be found in the FY 2018 RBWO PBP Measurements and Standards Guide.

**Child Protective Services Investigations and Dispositions**

The following investigations data, which is not used for scoring but is considered significant to a provider's performance, is from Georgia SHINES and is not considered final or complete until the end of the fiscal year.

Total Reports:	0
Number Screened In:	0
Number Screened Out:	0
Number Substantiated:	0
Number Unsubstantiated:	0
Number Active CPS Investigations:	0



DHS, DFCS, Office of Provider Management

## Performance-Based Placement Measures

### RBWO Provider GA+SCORECARD - CPA



Report Quarter: Q4 FY2018

**Provider/Program Name: Georgia Parent Support Network - (670) - CPA**

1395 Metropolitan Pkwy., Atlanta, GA 30310

Phone: 404-758-4500

Vendor ID# 35378

Quarterly Scores (Grades)

Q1: 101.94 (A+)

Q2: 89.70 (B+)

Q3: 98.64 (A+)

Q4: 101.85 (A+)

Current Quarter Score (Grade)

**101.85%**

**(A+)**

# New Foster Homes During Quarter: 4

# Children in Care During Quarter: 58

# Placements During Quarter: 63

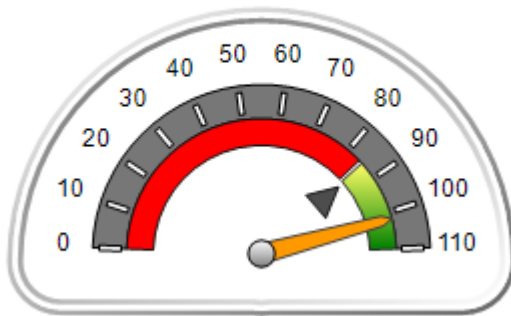
# Children in Care On Last Day: 46

### Quarterly Provider Comparisons to All CPAs

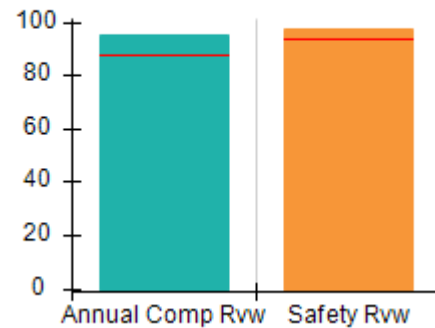


indicates average for all CPAs

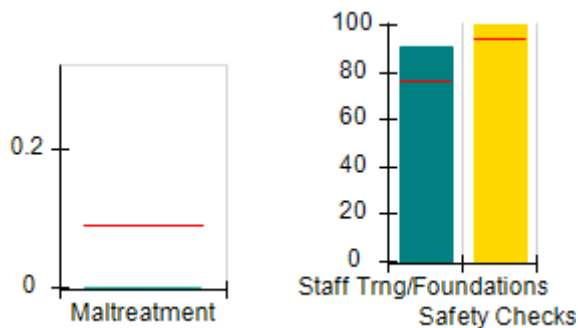
Overall Score (%)



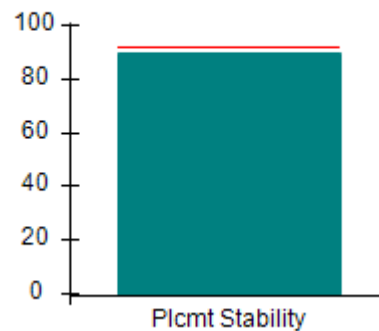
OPM Monitoring Reviews (%)



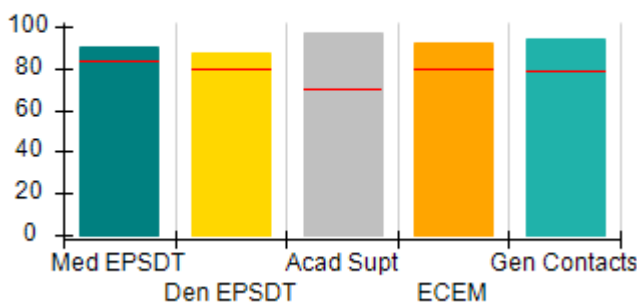
Safety Outcomes (%)



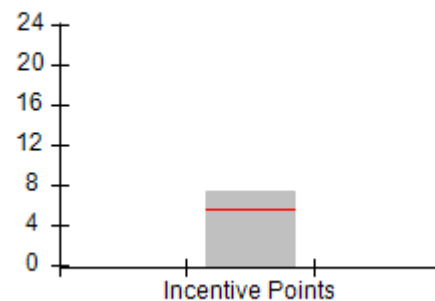
Permanency Outcomes (%)



Well-Being Outcomes (%)



Incentives Earned (Points)





DHS, DFCS, Office of Provider Management  
**Performance-Based Placement Measures**  
**RBWO Provider GA+SCORECARD - CPA**  
 Report Quarter: Q4 FY2018



**Provider/Program Name: Georgia Parent Support Network - (670) - CPA**

1395 Metropolitan Pkwy., Atlanta, GA 30310  Phone: 404-758-4500  Vendor ID# 35378		Quarterly Scores (Grades)		Current Quarter Score (Grade)
		Q1: 101.94 (A+)	Q2: 89.70 (B+)	101.85% (A+)
		Q3: 98.64 (A+)	Q4: 101.85 (A+)	
# New Foster Homes During Quarter: 4		# Children in Care During Quarter: 58	# Placements During Quarter: 63	# Children in Care On Last Day: 46
	Avg Performance All CPAs (%)	Provider Performance (%)*	Possible Points (Weight)	Provider Points Earned
<b>OPM Monitoring Reviews</b>				
Annual Comprehensive Reviews	87%	95%	25	23.86
Safety Reviews	94%	97%	15	14.57
<b>Monitoring Sub-Total</b>			<b>40</b>	<b>38.43</b>
<b>CPA Safety Outcomes</b>				
Incidence of Maltreatment	0.09%	No Substantiated Reports	10	10.00
Staff Training	76%	91%	5	4.55
Staff Safety Checks	94%	100%	5	5.00
<b>Safety Sub-Total</b>			<b>20</b>	<b>19.55</b>
<b>CPA Permanency Outcomes</b>				
Placement Stability	92%	90%	15	13.50
<b>Permanency Sub-Total</b>			<b>15</b>	<b>13.50</b>
<b>CPA Well-Being Outcomes</b>				
EPSDT Medical Visits	84%	90%	4	3.60
EPSDT Dental Visits	80%	87%	4	3.48
Academic Supports	70%	97%	3	2.91
Provider ECEM Visits	80%	92%	7	6.44
Provider General Contacts	78%	94%	7	6.58
Placements with Siblings	65%	53%	Not Scored	Not Scored
Placements within Legal County	17%	21%	Not Scored	Not Scored
<b>Well-Being Sub-Total</b>			<b>25</b>	<b>23.01</b>

\*Performance calculation descriptions can be found in the FY 2018 RBWO PBP Measurements and Standards Guide.

<b>Monitoring &amp; Outcomes: Possible Points = 100</b>	<b>Points Earned: 94.49</b>
<b>Score Before Incentives Credit</b>	<b>94.49%</b>
<b>Incentives Awarded</b>	<b>7.36 pts</b>
<b>PBP Verification</b>	<b>N/A pts</b>
<b>Total Score</b>	<b>101.85%</b>



**DHS, DFCS, Office of Provider Management**  
**Performance-Based Placement Measures**  
**RBWO Provider GA+SCORECARD - CPA**  
**Report Quarter: Q4 FY2018**



**Provider/Program Name: Georgia Parent Support Network - (670) - CPA**

# New Foster Homes During Quarter: 4		# Children in Care During Quarter: 58	# Placements During Quarter: 63	# Children in Care On Last Day: 46
CPA Incentive Credits	Avg Performance All CPAs (%)	Provider Performance (%)*	Possible Points (Weight)	Provider Points Earned
Early EPSDT Medical Visits		88%	2	1.76
Early EPSDT Dental Visits		86%	2	1.72
Permanency Contacts		0%	5	0.00
Additional Academic Supports		94%	2	1.88
Foster Hm Retention Rate (threshold = 90)		71%	2	0.00
Foster Hm Recruitment (threshold = 100)		100%	2	2.00
Active Agency Accreditation		0%	4	0.00
Staff Clinical Licensure		0%	5	0.00
<b>Incentives Total</b>	<b>5.45</b>		<b>24</b>	<b>7.36</b>
Maximum total combined incentive credit allowed is 10 points.			<b>Incentives Awarded</b>	<b>7.36</b>

\*Performance calculation descriptions can be found in the FY 2018 RBWO PBP Measurements and Standards Guide.

**Child Protective Services Investigations and Dispositions**

The following investigations data, which is not used for scoring but is considered significant to a provider's performance, is from Georgia SHINES and is not considered final or complete until the end of the fiscal year.

Total Reports:	2
Number Screened In:	1
Number Screened Out:	1
Number Substantiated:	0
Number Unsubstantiated:	1
Number Active CPS Investigations:	0



DHS, DFCS, Office of Provider Management  
**Performance-Based Placement Measures**  
**RBWO Provider GA+SCORECARD - CPA**  
Report Quarter: Q4 FY2018



**Provider/Program Name: Giving Children A Chance of Georgia - (981) - CPA**

201 Vaughn Drive, Alpharetta, GA 30009

Phone: 770-255-1018

Vendor ID# 40276

**Quarterly Scores (Grades)**

Q1: 104.47 (A+)

Q2: 100.31 (A+)

Q3: 101.83 (A+)

Q4: 99.13 (A+)

**Current Quarter Score (Grade)**

**99.13%**

**(A+)**

# New Foster Homes During Quarter: 4

# Children in Care During Quarter: 75

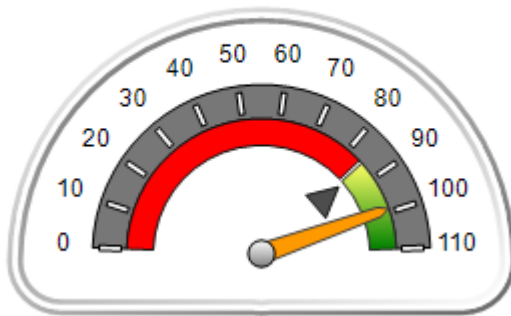
# Placements During Quarter: 76

# Children in Care On Last Day: 66

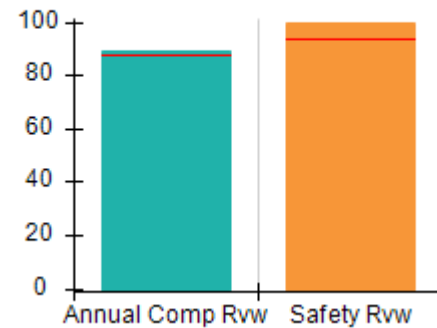
**Quarterly Provider Comparisons to All CPAs**

— indicates average for all CPAs

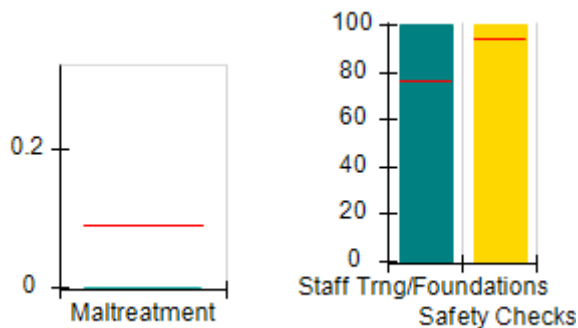
**Overall Score (%)**



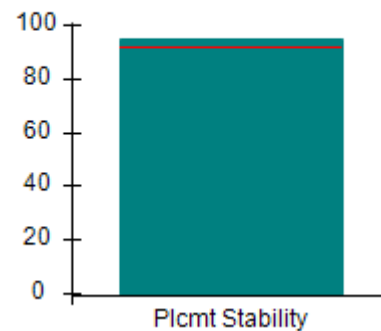
**OPM Monitoring Reviews (%)**



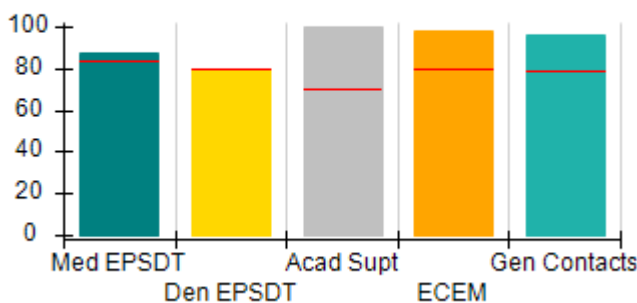
**Safety Outcomes (%)**



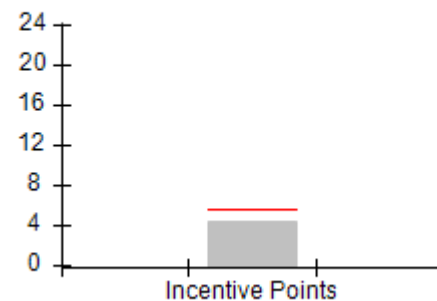
**Permanency Outcomes (%)**



**Well-Being Outcomes (%)**



**Incentives Earned (Points)**





DHS, DFCS, Office of Provider Management  
**Performance-Based Placement Measures**  
**RBWO Provider GA+SCORECARD - CPA**  
 Report Quarter: Q4 FY2018



**Provider/Program Name: Giving Children A Chance of Georgia - (981) - CPA**

201 Vaughn Drive, Alpharetta, GA 30009  Phone: 770-255-1018  Vendor ID# 40276		Quarterly Scores (Grades)		Current Quarter Score (Grade)
		Q1: 104.47 (A+)	Q2: 100.31 (A+)	99.13%
		Q3: 101.83 (A+)	Q4: 99.13 (A+)	(A+)
# New Foster Homes During Quarter: 4		# Children in Care During Quarter: 75	# Placements During Quarter: 76	# Children in Care On Last Day: 66
	Avg Performance All CPAs (%)	Provider Performance (%)*	Possible Points (Weight)	Provider Points Earned
<b>OPM Monitoring Reviews</b>				
Annual Comprehensive Reviews	87%	89%	25	22.31
Safety Reviews	94%	100%	15	14.97
<b>Monitoring Sub-Total</b>			<b>40</b>	<b>37.28</b>
<b>CPA Safety Outcomes</b>				
Incidence of Maltreatment	0.09%	No Substantiated Reports	10	10.00
Staff Training	76%	100%	5	5.00
Staff Safety Checks	94%	100%	5	5.00
<b>Safety Sub-Total</b>			<b>20</b>	<b>20.00</b>
<b>CPA Permanency Outcomes</b>				
Placement Stability	92%	95%	15	14.25
<b>Permanency Sub-Total</b>			<b>15</b>	<b>14.25</b>
<b>CPA Well-Being Outcomes</b>				
EPSDT Medical Visits	84%	87%	4	3.48
EPSDT Dental Visits	80%	80%	4	3.20
Academic Supports	70%	100%	3	3.00
Provider ECEM Visits	80%	98%	7	6.86
Provider General Contacts	78%	96%	7	6.72
Placements with Siblings	65%	68%	Not Scored	Not Scored
Placements within Legal County	17%	10%	Not Scored	Not Scored
<b>Well-Being Sub-Total</b>			<b>25</b>	<b>23.26</b>

\*Performance calculation descriptions can be found in the FY 2018 RBWO PBP Measurements and Standards Guide.

<b>Monitoring &amp; Outcomes: Possible Points = 100</b>	<b>Points Earned: 94.79</b>
<b>Score Before Incentives Credit</b>	<b>94.79%</b>
<b>Incentives Awarded</b>	<b>4.34 pts</b>
<b>PBP Verification</b>	<b>N/A pts</b>
<b>Total Score</b>	<b>99.13%</b>



DHS, DFCS, Office of Provider Management  
**Performance-Based Placement Measures**  
**RBWO Provider GA+SCORECARD - CPA**  
Report Quarter: Q4 FY2018



**Provider/Program Name: Giving Children A Chance of Georgia - (981) - CPA**

# New Foster Homes During Quarter: 4		# Children in Care During Quarter: 75	# Placements During Quarter: 76	# Children in Care On Last Day: 66
CPA Incentive Credits	Avg Performance All CPAs (%)	Provider Performance (%)*	Possible Points (Weight)	Provider Points Earned
Early EPSDT Medical Visits		100%	2	2.00
Early EPSDT Dental Visits		61%	2	1.22
Permanency Contacts		None Planned	5	
Additional Academic Supports		56%	2	1.12
Foster Hm Retention Rate (threshold = 90)		85%	2	0.00
Foster Hm Recruitment (threshold = 100)		75%	2	0.00
Active Agency Accreditation		0%	4	0.00
Staff Clinical Licensure		0%	5	0.00
<b>Incentives Total</b>	<b>5.45</b>		<b>24</b>	<b>4.34</b>
Maximum total combined incentive credit allowed is 10 points.			<b>Incentives Awarded</b>	<b>4.34</b>

\*Performance calculation descriptions can be found in the FY 2018 RBWO PBP Measurements and Standards Guide.

**Child Protective Services Investigations and Dispositions**

The following investigations data, which is not used for scoring but is considered significant to a provider's performance, is from Georgia SHINES and is not considered final or complete until the end of the fiscal year.

Total Reports:	0
Number Screened In:	0
Number Screened Out:	0
Number Substantiated:	0
Number Unsubstantiated:	0
Number Active CPS Investigations:	0



**DHS, DFCS, Office of Provider Management**  
**Performance-Based Placement Measures**  
**RBWO Provider GA+SCORECARD - CPA**  
**Report Quarter: Q4 FY2018**



**Provider/Program Name: Goshen Valley Foundation - Goshen Homes (5200) - CPA**

**505 Brown Industrial, Waleska, GA 30183**

**Phone: 404-778-1732**

**Vendor ID# 131805**

**Quarterly Scores (Grades)**

**Q1: 97.17 (A+)**

**Q2: 100.32 (A+)**

**Q3: 98.84 (A+)**

**Q4: 92.90 (A-)**

**Current Quarter Score (Grade)**

**92.90%**

**(A-)**

# New Foster Homes During Quarter: 0

# Children in Care During Quarter: 34

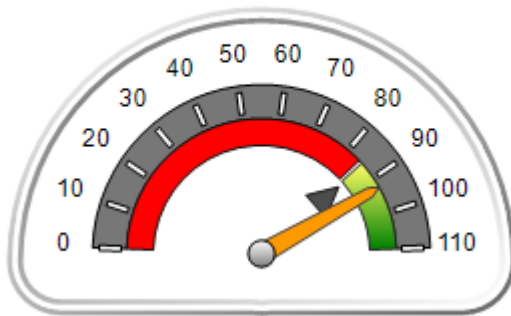
# Placements During Quarter: 35

# Children in Care On Last Day: 31

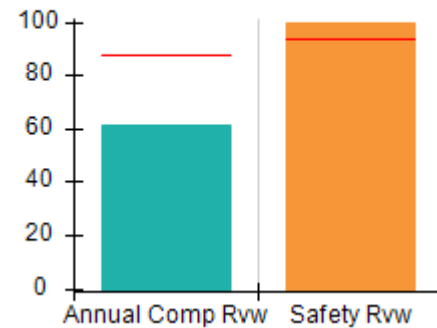
**Quarterly Provider Comparisons to All CPAs**

▼ — indicates average for all CPAs

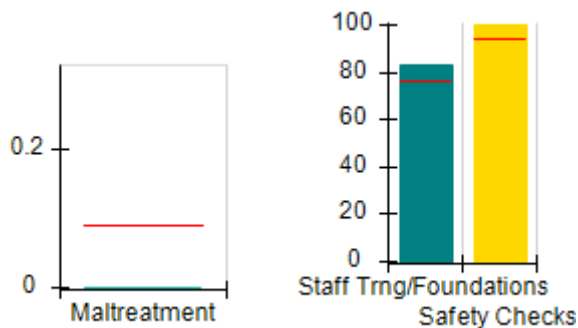
**Overall Score (%)**



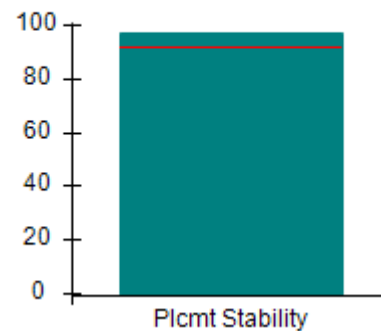
**OPM Monitoring Reviews (%)**



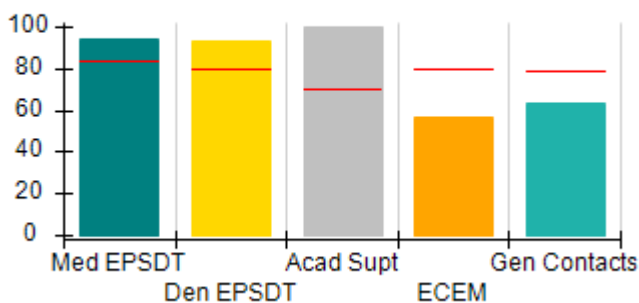
**Safety Outcomes (%)**



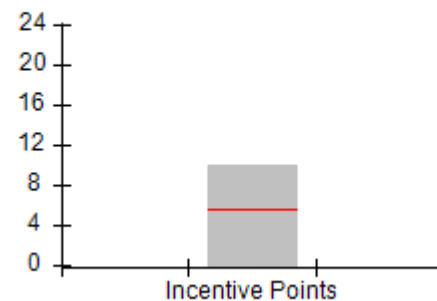
**Permanency Outcomes (%)**



**Well-Being Outcomes (%)**



**Incentives Earned (Points)**







DHS, DFCS, Office of Provider Management  
**Performance-Based Placement Measures**  
**RBWO Provider GA+SCORECARD - CPA**  
 Report Quarter: Q4 FY2018



**Provider/Program Name: Goshen Valley Foundation - Goshen Homes (5200) - CPA**

<b>505 Brown Industrial, Waleska, GA 30183</b>  <b>Phone: 404-778-1732</b>  <b>Vendor ID# 131805</b>		<b>Quarterly Scores (Grades)</b>		<b>Current Quarter Score (Grade)</b>
		<b>Q1: 97.17 (A+)</b>	<b>Q2: 100.32 (A+)</b>	<b>92.90%</b>
		<b>Q3: 98.84 (A+)</b>	<b>Q4: 92.90 (A-)</b>	<b>(A-)</b>
# New Foster Homes During Quarter: 0		# Children in Care During Quarter: 34	# Placements During Quarter: 35	# Children in Care On Last Day: 31
	<b>Avg Performance All CPAs (%)</b>	<b>Provider Performance (%)*</b>	<b>Possible Points (Weight)</b>	<b>Provider Points Earned</b>
<b>OPM Monitoring Reviews</b>				
Annual Comprehensive Reviews	87%	61%	25	15.32
Safety Reviews	94%	100%	15	15.00
<b>Monitoring Sub-Total</b>			<b>40</b>	<b>30.32</b>
<b>CPA Safety Outcomes</b>				
Incidence of Maltreatment	0.09%	No Substantiated Reports	10	10.00
Staff Training	76%	83%	5	4.15
Staff Safety Checks	94%	100%	5	5.00
<b>Safety Sub-Total</b>			<b>20</b>	<b>19.15</b>
<b>CPA Permanency Outcomes</b>				
Placement Stability	92%	97%	15	14.55
<b>Permanency Sub-Total</b>			<b>15</b>	<b>14.55</b>
<b>CPA Well-Being Outcomes</b>				
EPSDT Medical Visits	84%	94%	4	3.76
EPSDT Dental Visits	80%	93%	4	3.72
Academic Supports	70%	100%	3	3.00
Provider ECEM Visits	80%	57%	7	3.99
Provider General Contacts	78%	63%	7	4.41
Placements with Siblings	65%	65%	Not Scored	Not Scored
Placements within Legal County	17%	14%	Not Scored	Not Scored
<b>Well-Being Sub-Total</b>			<b>25</b>	<b>18.88</b>

\*Performance calculation descriptions can be found in the FY 2018 RBWO PBP Measurements and Standards Guide.

<b>Monitoring &amp; Outcomes: Possible Points = 100</b>		<b>Points Earned: 82.90</b>	
<b>Score Before Incentives Credit</b>			<b>82.90%</b>
<b>Incentives Awarded</b>			<b>10.00 pts</b>
<b>PBP Verification</b>			<b>N/A pts</b>
<b>Total Score</b>			<b>92.90%</b>



DHS, DFCS, Office of Provider Management  
**Performance-Based Placement Measures**  
**RBWO Provider GA+SCORECARD - CPA**  
Report Quarter: Q4 FY2018



**Provider/Program Name: Goshen Valley Foundation - Goshen Homes (5200) - CPA**

# New Foster Homes During Quarter: 0		# Children in Care During Quarter: 34	# Placements During Quarter: 35	# Children in Care On Last Day: 31
CPA Incentive Credits	Avg Performance All CPAs (%)	Provider Performance (%)*	Possible Points (Weight)	Provider Points Earned
Early EPSDT Medical Visits		100%	2	2.00
Early EPSDT Dental Visits		80%	2	1.60
Permanency Contacts		0%	5	0.00
Additional Academic Supports		97%	2	1.94
Foster Hm Retention Rate (threshold = 90)		91%	2	2.00
Foster Hm Recruitment (threshold = 100)		50%	2	0.00
Active Agency Accreditation		50%	4	2.00
Staff Clinical Licensure		10%	5	0.50
<b>Incentives Total</b>	<b>5.45</b>		<b>24</b>	<b>10.04</b>
Maximum total combined incentive credit allowed is 10 points.			<b>Incentives Awarded</b>	<b>10.00</b>

\*Performance calculation descriptions can be found in the FY 2018 RBWO PBP Measurements and Standards Guide.

**Child Protective Services Investigations and Dispositions**

The following investigations data, which is not used for scoring but is considered significant to a provider's performance, is from Georgia SHINES and is not considered final or complete until the end of the fiscal year.

Total Reports:	0
Number Screened In:	0
Number Screened Out:	0
Number Substantiated:	0
Number Unsubstantiated:	2
Number Active CPS Investigations:	-2



DHS, DFCS, Office of Provider Management

## Performance-Based Placement Measures

### RBWO Provider GA+SCORECARD - CPA



Report Quarter: Q4 FY2018

**Provider/Program Name: Haven Foster Care - (5342) - CPA**

128 Sunflower Meadows Drive, McDonough, GA 30252

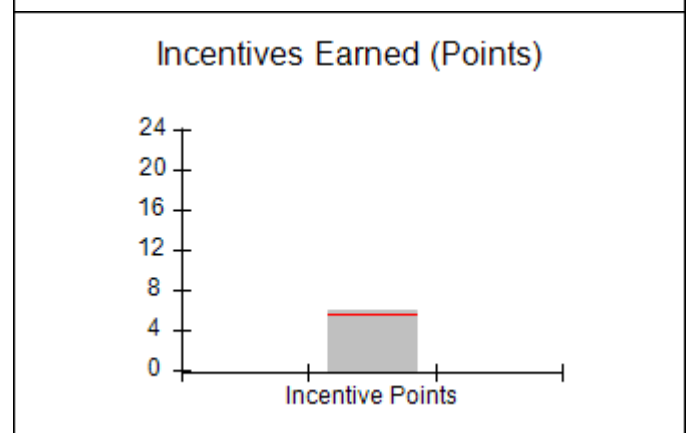
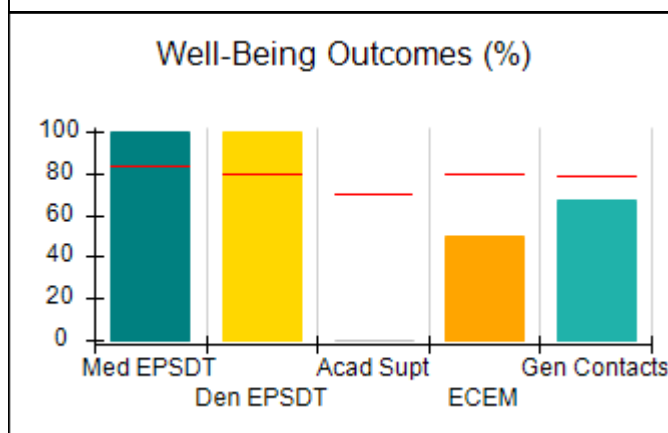
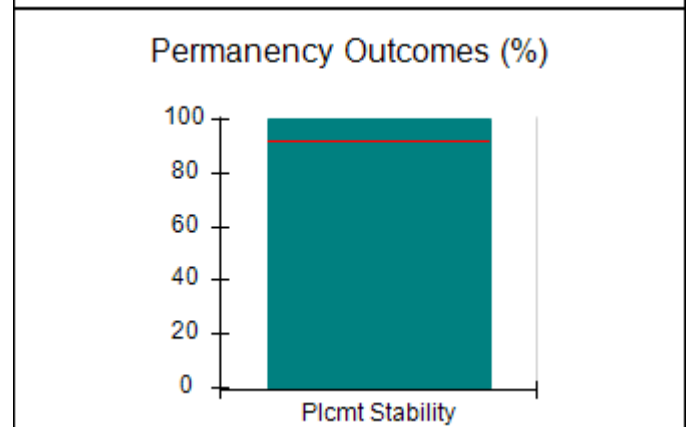
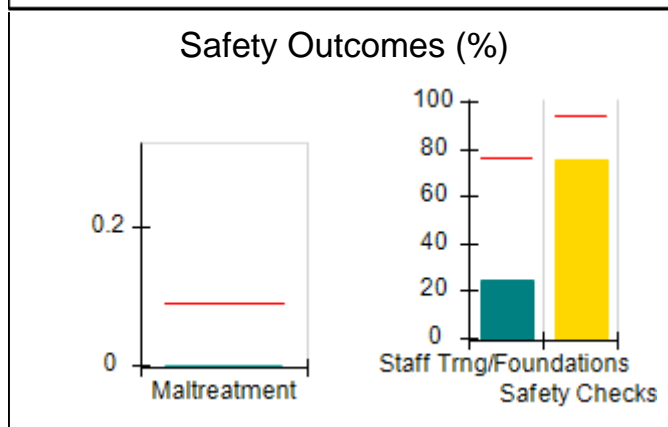
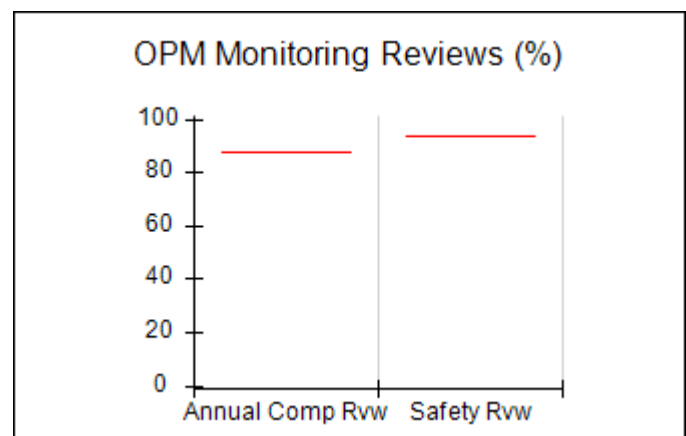
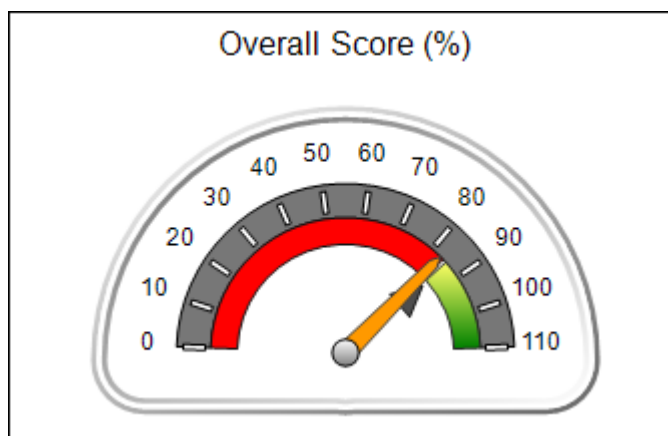
Phone: 678-993-9347

Vendor ID# 158168

128 Sunflower Meadows Drive, McDonough, GA 30252  Phone: 678-993-9347  Vendor ID# 158168	Quarterly Scores (Grades)		Current Quarter Score (Grade)
	Q1: (N/A)	Q2: (N/A)	82.98%  (B-)
	Q3: 50.00 (F)	Q4: 82.98 (B-)	
# New Foster Homes During Quarter: 4	# Children in Care During Quarter: 7	# Placements During Quarter: 7	# Children in Care On Last Day: 6

### Quarterly Provider Comparisons to All CPAs

▼ — indicates average for all CPAs





DHS, DFCS, Office of Provider Management  
**Performance-Based Placement Measures**  
**RBWO Provider GA+SCORECARD - CPA**  
 Report Quarter: Q4 FY2018



**Provider/Program Name: Haven Foster Care - (5342) - CPA**

128 Sunflower Meadows Drive, McDonough, GA 30252

Phone: 678-993-9347

Vendor ID# 158168

Quarterly Scores (Grades)		Current Quarter Score (Grade)
Q1: (F)	Q2: (N/A)	82.98%
Q3: 50.00 (F)	Q4: 82.98 (B-)	(B-)

# New Foster Homes During Quarter: 4

# Children in Care During Quarter: 7

# Placements During Quarter: 7

# Children in Care On Last Day: 6

	Avg Performance All CPAs (%)	Provider Performance (%)*	Possible Points (Weight)	Provider Points Earned
--	------------------------------	---------------------------	--------------------------	------------------------

**OPM Monitoring Reviews**

Annual Comprehensive Reviews	87%	Not Yet Conducted		
Safety Reviews	94%	Not Yet Conducted		
<b>Monitoring Sub-Total</b>				<b>0.00</b>

**CPA Safety Outcomes**

Incidence of Maltreatment	0.09%	No Substantiated Reports	10	10.00
Staff Training	76%	25%	5	1.25
Staff Safety Checks	94%	75%	5	3.75
<b>Safety Sub-Total</b>			<b>20</b>	<b>15.00</b>

**CPA Permanency Outcomes**

Placement Stability	92%	100%	15	15.00
<b>Permanency Sub-Total</b>			<b>15</b>	<b>15.00</b>

**CPA Well-Being Outcomes**

EPSDT Medical Visits	84%	100%	4	4.00
EPSDT Dental Visits	80%	100%	4	4.00
Academic Supports	70%	0%	3	0.00
Provider ECEM Visits	80%	50%	7	3.50
Provider General Contacts	78%	67%	7	4.69
Placements with Siblings	65%	80%	Not Scored	Not Scored
Placements within Legal County	17%	0%	Not Scored	Not Scored
<b>Well-Being Sub-Total</b>			<b>25</b>	<b>16.19</b>

\*Performance calculation descriptions can be found in the FY 2018 RBWO PBP Measurements and Standards Guide.

<b>Monitoring &amp; Outcomes: Possible Points = 60</b>	<b>Points Earned: 46.19</b>
<b>Score Before Incentives Credit</b>	<b>76.98%</b>
<b>Incentives Awarded</b>	<b>6.00 pts</b>
<b>PBP Verification</b>	<b>N/A pts</b>
<b>Total Score</b>	<b>82.98%</b>



**DHS, DFCS, Office of Provider Management**  
**Performance-Based Placement Measures**  
**RBWO Provider GA+SCORECARD - CPA**  
**Report Quarter: Q4 FY2018**



**Provider/Program Name: Haven Foster Care - (5342) - CPA**

# New Foster Homes During Quarter: 4		# Children in Care During Quarter: 7	# Placements During Quarter: 7	# Children in Care On Last Day: 6
CPA Incentive Credits	Avg Performance All CPAs (%)	Provider Performance (%)*	Possible Points (Weight)	Provider Points Earned
Early EPSDT Medical Visits		100%	2	2.00
Early EPSDT Dental Visits		100%	2	2.00
Permanency Contacts		0%	5	0.00
Additional Academic Supports		0%	2	0.00
Foster Hm Retention Rate (threshold = 90)		Not Eligible	2	0.00
Foster Hm Recruitment (threshold = 100)		500%	2	2.00
Active Agency Accreditation		0%	4	0.00
Staff Clinical Licensure		0%	5	0.00
<b>Incentives Total</b>	<b>5.45</b>		<b>24</b>	<b>6.00</b>
Maximum total combined incentive credit allowed is 10 points.			<b>Incentives Awarded</b>	<b>6.00</b>

\*Performance calculation descriptions can be found in the FY 2018 RBWO PBP Measurements and Standards Guide.

**Child Protective Services Investigations and Dispositions**

The following investigations data, which is not used for scoring but is considered significant to a provider's performance, is from Georgia SHINES and is not considered final or complete until the end of the fiscal year.

Total Reports:	1
Number Screened In:	1
Number Screened Out:	0
Number Substantiated:	0
Number Unsubstantiated:	1
Number Active CPS Investigations:	0



DHS, DFCS, Office of Provider Management

## Performance-Based Placement Measures

### RBWO Provider GA+SCORECARD - CPA

Report Quarter: Q4 FY2018



**Provider/Program Name: Hillside - Connections Program (700) - CPA**

690 Courtenay Dr., NE, Atlanta, GA 30306

Phone: 404-875-4551

Vendor ID# 35415

Quarterly Scores (Grades)

Q1: 89.92 (B+)

Q2: 96.83 (A)

Q3: 94.03 (A)

Q4: 80.12 (B-)

Current Quarter Score (Grade)

80.12%

(B-)

# New Foster Homes During Quarter: 1

# Children in Care During Quarter: 32

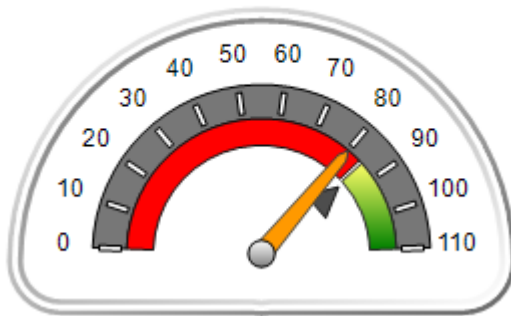
# Placements During Quarter: 35

# Children in Care On Last Day: 28

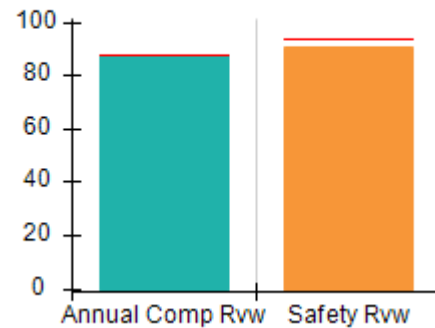
### Quarterly Provider Comparisons to All CPAs

— indicates average for all CPAs

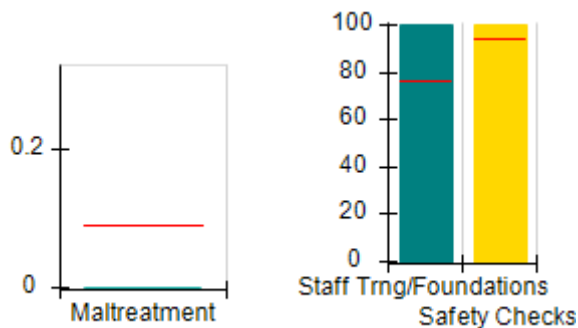
Overall Score (%)



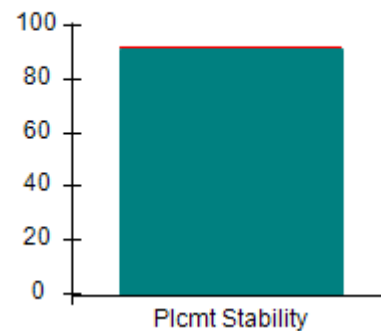
OPM Monitoring Reviews (%)



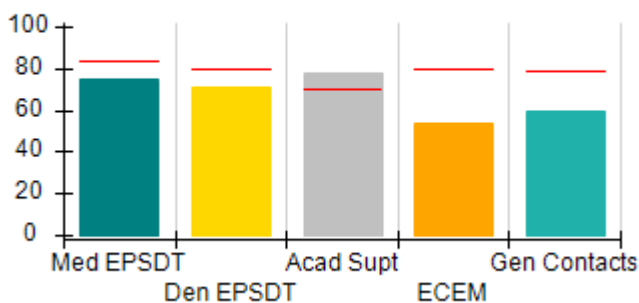
Safety Outcomes (%)



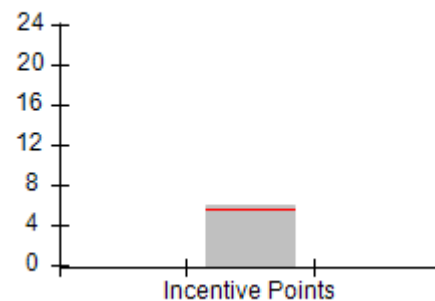
Permanency Outcomes (%)



Well-Being Outcomes (%)



Incentives Earned (Points)





**DHS, DFCS, Office of Provider Management**  
**Performance-Based Placement Measures**  
**RBWO Provider GA+SCORECARD - CPA**  
**Report Quarter: Q4 FY2018**



**Provider/Program Name: Hillside - Connections Program (700) - CPA**

<b>690 Courtenay Dr., NE, Atlanta, GA 30306</b>  <b>Phone: 404-875-4551</b>  <b>Vendor ID# 35415</b>		<b>Quarterly Scores (Grades)</b>		<b>Current Quarter Score (Grade)</b>
		<b>Q1: 89.92 (B+)</b>	<b>Q2: 96.83 (A)</b>	<b>80.12%</b>
		<b>Q3: 94.03 (A)</b>	<b>Q4: 80.12 (B-)</b>	<b>(B-)</b>
# New Foster Homes During Quarter: 1		# Children in Care During Quarter: 32	# Placements During Quarter: 35	# Children in Care On Last Day: 28
	<b>Avg Performance All CPAs (%)</b>	<b>Provider Performance (%)*</b>	<b>Possible Points (Weight)</b>	<b>Provider Points Earned</b>
<b>OPM Monitoring Reviews</b>				
Annual Comprehensive Reviews	87%	87%	25	21.85
Safety Reviews	94%	91%	15	13.59
<b>Monitoring Sub-Total</b>			<b>40</b>	<b>35.44</b>
<b>CPA Safety Outcomes</b>				
Incidence of Maltreatment	0.09%	No Substantiated Reports	10	10.00
Staff Training	76%	100%	5	5.00
Staff Safety Checks	94%	100%	5	5.00
<b>Safety Sub-Total</b>			<b>20</b>	<b>20.00</b>
<b>CPA Permanency Outcomes</b>				
Placement Stability	92%	91%	15	13.65
<b>Permanency Sub-Total</b>			<b>15</b>	<b>13.65</b>
<b>CPA Well-Being Outcomes</b>				
EPSDT Medical Visits	84%	75%	4	3.00
EPSDT Dental Visits	80%	71%	4	2.84
Academic Supports	70%	78%	3	2.34
Provider ECEM Visits	80%	54%	7	3.78
Provider General Contacts	78%	60%	7	4.20
Placements with Siblings	65%	79%	Not Scored	Not Scored
Placements within Legal County	17%	20%	Not Scored	Not Scored
<b>Well-Being Sub-Total</b>			<b>25</b>	<b>16.16</b>

\*Performance calculation descriptions can be found in the FY 2018 RBWO PBP Measurements and Standards Guide.

<b>Monitoring &amp; Outcomes: Possible Points = 100</b>	<b>Points Earned: 85.25</b>
<b>Score Before Incentives Credit</b>	<b>85.25%</b>
<b>Incentives Awarded</b>	<b>5.87 pts</b>
<b>PBP Verification</b>	<b>-11.00 pts</b>
<b>Total Score</b>	<b>80.12%</b>



**DHS, DFCS, Office of Provider Management**  
**Performance-Based Placement Measures**  
**RBWO Provider GA+SCORECARD - CPA**  
**Report Quarter: Q4 FY2018**



**Provider/Program Name: Hillside - Connections Program (700) - CPA**

# New Foster Homes During Quarter: 1		# Children in Care During Quarter: 32	# Placements During Quarter: 35	# Children in Care On Last Day: 28
CPA Incentive Credits	Avg Performance All CPAs (%)	Provider Performance (%)*	Possible Points (Weight)	Provider Points Earned
Early EPSDT Medical Visits		22%	2	0.44
Early EPSDT Dental Visits		33%	2	0.66
Permanency Contacts		3%	5	0.15
Additional Academic Supports		6%	2	0.12
Foster Hm Retention Rate (threshold = 90)		90%	2	2.00
Foster Hm Recruitment (threshold = 100)		50%	2	0.00
Active Agency Accreditation		50%	4	2.00
Staff Clinical Licensure		10%	5	0.50
<b>Incentives Total</b>	<b>5.45</b>		<b>24</b>	<b>5.87</b>
Maximum total combined incentive credit allowed is 10 points.			<b>Incentives Awarded</b>	<b>5.87</b>

\*Performance calculation descriptions can be found in the FY 2018 RBWO PBP Measurements and Standards Guide.

**Child Protective Services Investigations and Dispositions**

The following investigations data, which is not used for scoring but is considered significant to a provider's performance, is from Georgia SHINES and is not considered final or complete until the end of the fiscal year.

Total Reports:	0
Number Screened In:	0
Number Screened Out:	0
Number Substantiated:	0
Number Unsubstantiated:	0
Number Active CPS Investigations:	0





DHS, DFCS, Office of Provider Management  
**Performance-Based Placement Measures**  
**RBWO Provider GA+SCORECARD - CPA**  
Report Quarter: Q4 FY2018



**Provider/Program Name: Integrated Health Center Corp - (5337) - CPA**

1400 Buford Hwy, Sugar Hill, GA 30518

Phone: 470-326-5750

Vendor ID# 157127

**Quarterly Scores (Grades)**

**Current Quarter Score (Grade)**

Q1: (N/A)

Q2: (N/A)

**83.29%**

Q3: 98.29 (A+)

Q4: 83.29 (B-)

**(B-)**

# New Foster Homes During Quarter: 6

# Children in Care During Quarter: 10

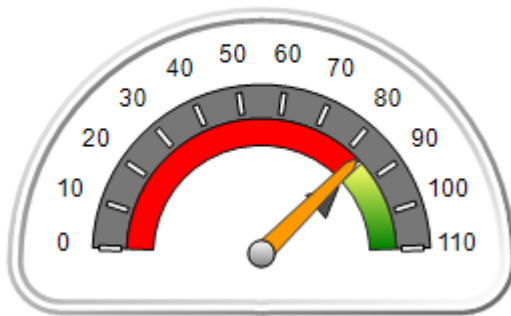
# Placements During Quarter: 11

# Children in Care On Last Day: 8

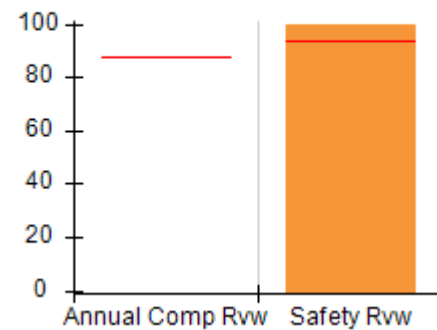
**Quarterly Provider Comparisons to All CPAs**

— indicates average for all CPAs

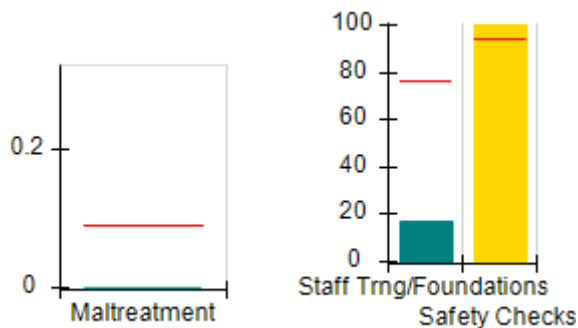
**Overall Score (%)**



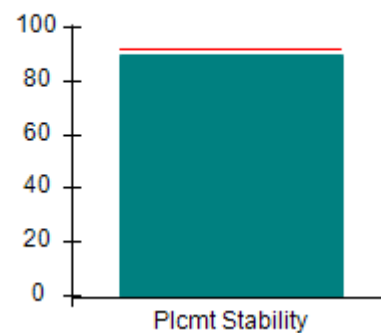
**OPM Monitoring Reviews (%)**



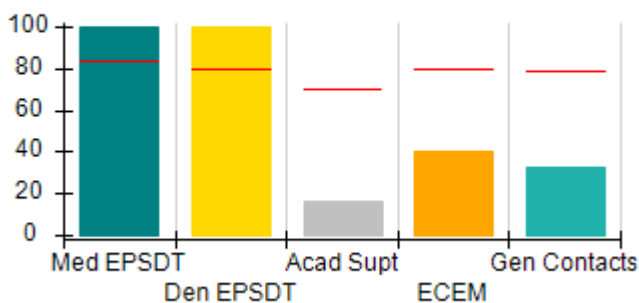
**Safety Outcomes (%)**



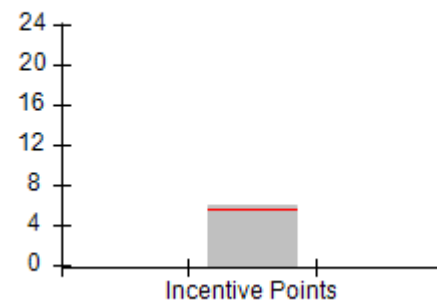
**Permanency Outcomes (%)**



**Well-Being Outcomes (%)**



**Incentives Earned (Points)**





DHS, DFCS, Office of Provider Management  
**Performance-Based Placement Measures**  
**RBWO Provider GA+SCORECARD - CPA**  
 Report Quarter: Q4 FY2018



**Provider/Program Name: Integrated Health Center Corp - (5337) - CPA**

<b>1400 Buford Hwy, Sugar Hill, GA 30518</b>  <b>Phone: 470-326-5750</b>  <b>Vendor ID# 157127</b>		<b>Quarterly Scores (Grades)</b>		<b>Current Quarter Score (Grade)</b>
		<b>Q1: (F)</b>	<b>Q2: (N/A)</b>	<b>83.29%</b>
		<b>Q3: 98.29 (A+)</b>	<b>Q4: 83.29 (B-)</b>	<b>(B-)</b>
# New Foster Homes During Quarter: 6		# Children in Care During Quarter: 10	# Placements During Quarter: 11	# Children in Care On Last Day: 8
	<b>Avg Performance All CPAs (%)</b>	<b>Provider Performance (%)*</b>	<b>Possible Points (Weight)</b>	<b>Provider Points Earned</b>
<b>OPM Monitoring Reviews</b>				
Annual Comprehensive Reviews	87%	Not Yet Conducted		
Safety Reviews	94%	100%	15	15.00
<b>Monitoring Sub-Total</b>			<b>15</b>	<b>15.00</b>
<b>CPA Safety Outcomes</b>				
Incidence of Maltreatment	0.09%	No Substantiated Reports	10	10.00
Staff Training	76%	17%	5	0.85
Staff Safety Checks	94%	100%	5	5.00
<b>Safety Sub-Total</b>			<b>20</b>	<b>15.85</b>
<b>CPA Permanency Outcomes</b>				
Placement Stability	92%	90%	15	13.50
<b>Permanency Sub-Total</b>			<b>15</b>	<b>13.50</b>
<b>CPA Well-Being Outcomes</b>				
EPSDT Medical Visits	84%	100%	4	4.00
EPSDT Dental Visits	80%	100%	4	4.00
Academic Supports	70%	17%	3	0.51
Provider ECEM Visits	80%	40%	7	2.80
Provider General Contacts	78%	33%	7	2.31
Placements with Siblings	65%	67%	Not Scored	Not Scored
Placements within Legal County	17%	33%	Not Scored	Not Scored
<b>Well-Being Sub-Total</b>			<b>25</b>	<b>13.62</b>

\*Performance calculation descriptions can be found in the FY 2018 RBWO PBP Measurements and Standards Guide.

<b>Monitoring &amp; Outcomes: Possible Points = 75</b>		<b>Points Earned: 57.97</b>	
<b>Score Before Incentives Credit</b>			<b>77.29%</b>
<b>Incentives Awarded</b>			<b>6.00 pts</b>
<b>PBP Verification</b>			<b>N/A pts</b>
<b>Total Score</b>			<b>83.29%</b>



**DHS, DFCS, Office of Provider Management**  
**Performance-Based Placement Measures**  
**RBWO Provider GA+SCORECARD - CPA**  
**Report Quarter: Q4 FY2018**



**Provider/Program Name: Integrated Health Center Corp - (5337) - CPA**

# New Foster Homes During Quarter: 6		# Children in Care During Quarter: 10	# Placements During Quarter: 11	# Children in Care On Last Day: 8
CPA Incentive Credits	Avg Performance All CPAs (%)	Provider Performance (%)*	Possible Points (Weight)	Provider Points Earned
Early EPSDT Medical Visits		100%	2	2.00
Early EPSDT Dental Visits		100%	2	2.00
Permanency Contacts		None Planned	5	
Additional Academic Supports		0%	2	0.00
Foster Hm Retention Rate (threshold = 90)		0%	2	0.00
Foster Hm Recruitment (threshold = 100)		600%	2	2.00
Active Agency Accreditation		0%	4	0.00
Staff Clinical Licensure		0%	5	0.00
<b>Incentives Total</b>	<b>5.45</b>		<b>24</b>	<b>6.00</b>
Maximum total combined incentive credit allowed is 10 points.			<b>Incentives Awarded</b>	<b>6.00</b>

\*Performance calculation descriptions can be found in the FY 2018 RBWO PBP Measurements and Standards Guide.

**Child Protective Services Investigations and Dispositions**

The following investigations data, which is not used for scoring but is considered significant to a provider's performance, is from Georgia SHINES and is not considered final or complete until the end of the fiscal year.

Total Reports:	2
Number Screened In:	2
Number Screened Out:	0
Number Substantiated:	0
Number Unsubstantiated:	2
Number Active CPS Investigations:	0



**DHS, DFCS, Office of Provider Management**  
**Performance-Based Placement Measures**  
**RBWO Provider GA+SCORECARD - CPA**



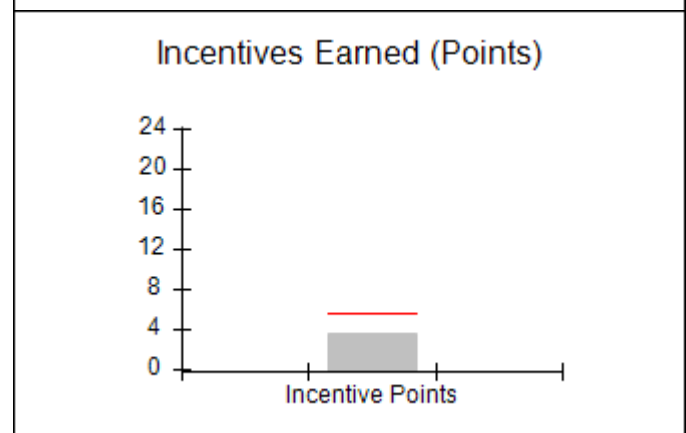
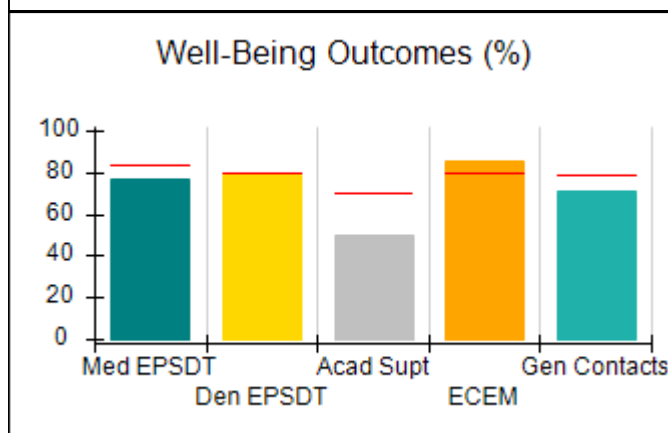
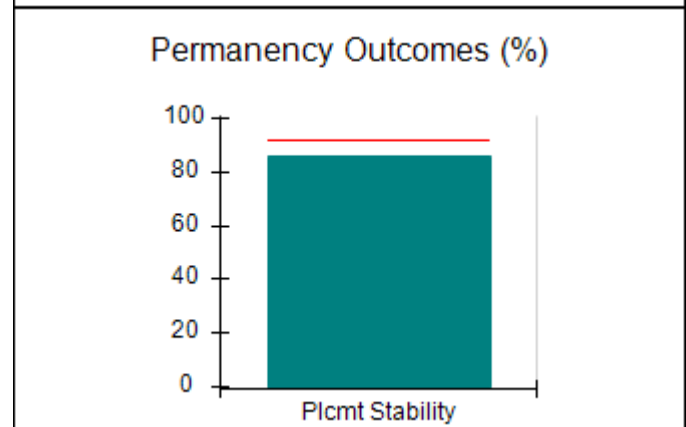
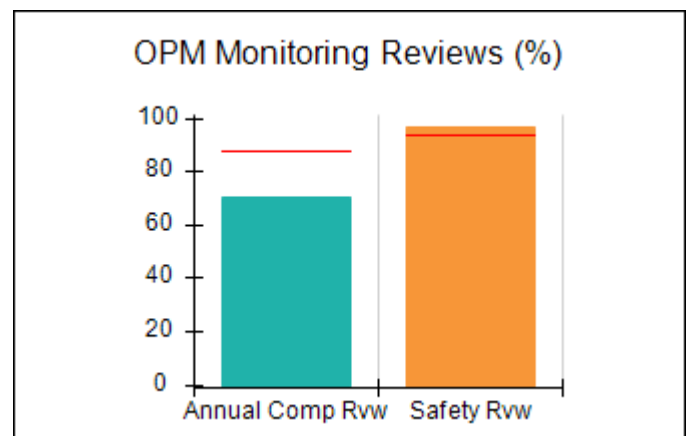
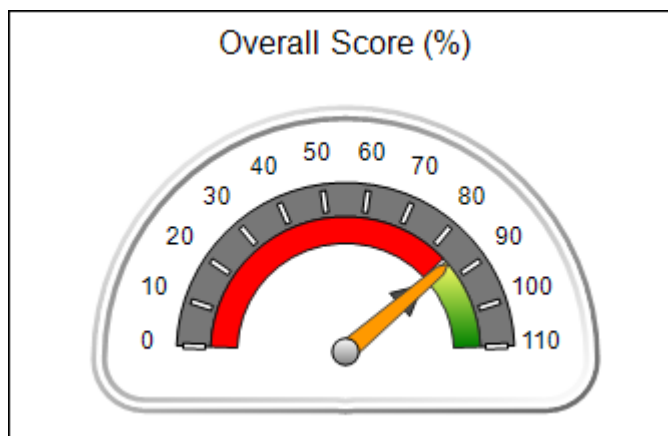
**Report Quarter: Q4 FY2018**

**Provider/Program Name: Laurel Heights Hospital -Universal Health - Laurel Heights CPA (722) - CPA**

<b>934 Briarcliff Rd., NE, Atlanta, GA 30306</b>  <b>Phone: 404-888-7860</b>  <b>Vendor ID# 35443</b>	Quarterly Scores (Grades)		Current Quarter Score (Grade)
	Q1: 86.71 (B)	Q2: 85.98 (B)	<b>85.93%</b> <b>(B)</b>
	Q3: 84.04 (B)	Q4: 85.93 (B)	
# New Foster Homes During Quarter: 2	# Children in Care During Quarter: 44	# Placements During Quarter: 48	# Children in Care On Last Day: 39

**Quarterly Provider Comparisons to All CPAs**

▼ — indicates average for all CPAs





**DHS, DFCS, Office of Provider Management**  
**Performance-Based Placement Measures**  
**RBWO Provider GA+SCORECARD - CPA**



**Report Quarter: Q4 FY2018**

**Provider/Program Name: Laurel Heights Hospital -Universal Health - Laurel Heights CPA (722) - CPA**

<b>934 Briarcliff Rd., NE, Atlanta, GA 30306</b>  <b>Phone: 404-888-7860</b>  <b>Vendor ID# 35443</b>	<b>Quarterly Scores (Grades)</b>		<b>Current Quarter Score (Grade)</b>
	<b>Q1: 86.71 (B)</b>	<b>Q2: 85.98 (B)</b>	<b>85.93%</b>
	<b>Q3: 84.04 (B)</b>	<b>Q4: 85.93 (B)</b>	<b>(B)</b>

# New Foster Homes During Quarter: 2	# Children in Care During Quarter: 44	# Placements During Quarter: 48	# Children in Care On Last Day: 39
--------------------------------------	---------------------------------------	---------------------------------	------------------------------------

	<b>Avg Performance All CPAs (%)</b>	<b>Provider Performance (%)*</b>	<b>Possible Points (Weight)</b>	<b>Provider Points Earned</b>
--	-------------------------------------	----------------------------------	---------------------------------	-------------------------------

**OPM Monitoring Reviews**

Annual Comprehensive Reviews	87%	70%	25	17.57
Safety Reviews	94%	97%	15	14.51
<b>Monitoring Sub-Total</b>			<b>40</b>	<b>32.08</b>

**CPA Safety Outcomes**

Incidence of Maltreatment	0.09%	No Substantiated Reports	10	10.00
Staff Training	76%	75%	5	3.75
Staff Safety Checks	94%	100%	5	5.00
<b>Safety Sub-Total</b>			<b>20</b>	<b>18.75</b>

**CPA Permanency Outcomes**

Placement Stability	92%	86%	15	12.90
<b>Permanency Sub-Total</b>			<b>15</b>	<b>12.90</b>

**CPA Well-Being Outcomes**

EPSDT Medical Visits	84%	77%	4	3.08
EPSDT Dental Visits	80%	79%	4	3.16
Academic Supports	70%	50%	3	1.50
Provider ECEM Visits	80%	85%	7	5.95
Provider General Contacts	78%	71%	7	4.97
Placements with Siblings	65%	18%	Not Scored	Not Scored
Placements within Legal County	17%	9%	Not Scored	Not Scored
<b>Well-Being Sub-Total</b>			<b>25</b>	<b>18.66</b>

\*Performance calculation descriptions can be found in the FY 2018 RBWO PBP Measurements and Standards Guide.

<b>Monitoring &amp; Outcomes: Possible Points = 100</b>		<b>Points Earned: 82.39</b>	
<b>Score Before Incentives Credit</b>			<b>82.39%</b>
<b>Incentives Awarded</b>			<b>3.54 pts</b>
<b>PBP Verification</b>			<b>0.00 pts</b>
<b>Total Score</b>			<b>85.93%</b>



**DHS, DFCS, Office of Provider Management**  
**Performance-Based Placement Measures**  
**RBWO Provider GA+SCORECARD - CPA**



**Report Quarter: Q4 FY2018**

**Provider/Program Name: Laurel Heights Hospital -Universal Health - Laurel Heights CPA (722) - CPA**

# New Foster Homes During Quarter: 2		# Children in Care During Quarter: 44	# Placements During Quarter: 48	# Children in Care On Last Day: 39
CPA Incentive Credits	Avg Performance All CPAs (%)	Provider Performance (%)*	Possible Points (Weight)	Provider Points Earned
Early EPSDT Medical Visits		33%	2	0.66
Early EPSDT Dental Visits		44%	2	0.88
Permanency Contacts		0%	5	0.00
Additional Academic Supports		0%	2	0.00
Foster Hm Retention Rate (threshold = 90)		81%	2	0.00
Foster Hm Recruitment (threshold = 100)		50%	2	0.00
Active Agency Accreditation		50%	4	2.00
Staff Clinical Licensure		0%	5	0.00
<b>Incentives Total</b>	<b>5.45</b>		<b>24</b>	<b>3.54</b>
Maximum total combined incentive credit allowed is 10 points.			<b>Incentives Awarded</b>	<b>3.54</b>

\*Performance calculation descriptions can be found in the FY 2018 RBWO PBP Measurements and Standards Guide.

**Child Protective Services Investigations and Dispositions**

The following investigations data, which is not used for scoring but is considered significant to a provider's performance, is from Georgia SHINES and is not considered final or complete until the end of the fiscal year.

Total Reports:	2
Number Screened In:	2
Number Screened Out:	0
Number Substantiated:	0
Number Unsubstantiated:	0
Number Active CPS Investigations:	2



DHS, DFCS, Office of Provider Management  
**Performance-Based Placement Measures**  
**RBWO Provider GA+SCORECARD - CPA**  
Report Quarter: Q4 FY2018



**Provider/Program Name: Lighthouse Therapeutic Foster Care - (727) - CPA**

35 Mountain Street, Ringgold, GA 30736-2045

Phone: 706-937-4236

Vendor ID# 35446

**Quarterly Scores (Grades)**

**Current Quarter Score (Grade)**

Q1: 99.42 (A+)

Q2: 93.58 (A-)

**103.34%**

Q3: 102.91 (A+)

Q4: 103.34 (A+)

**(A+)**

# New Foster Homes During Quarter: 2

# Children in Care During Quarter: 17

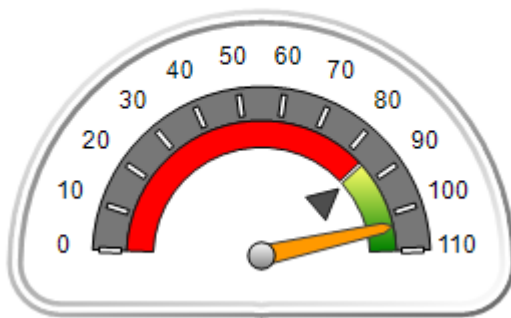
# Placements During Quarter: 17

# Children in Care On Last Day: 14

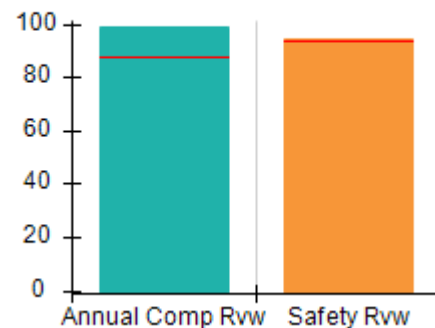
**Quarterly Provider Comparisons to All CPAs**

— indicates average for all CPAs

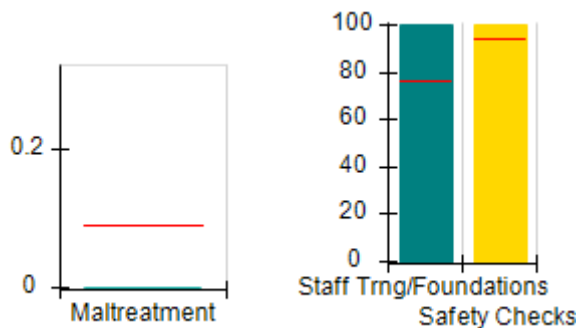
**Overall Score (%)**



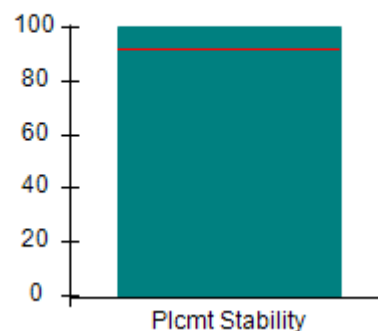
**OPM Monitoring Reviews (%)**



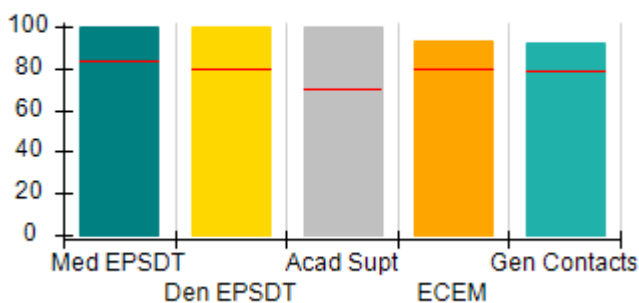
**Safety Outcomes (%)**



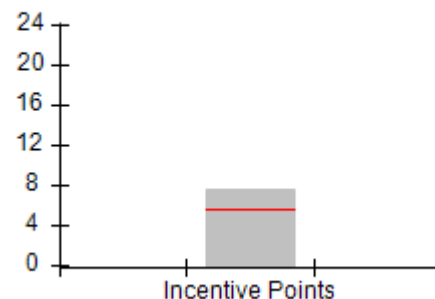
**Permanency Outcomes (%)**



**Well-Being Outcomes (%)**



**Incentives Earned (Points)**





DHS, DFCS, Office of Provider Management  
**Performance-Based Placement Measures**  
**RBWO Provider GA+SCORECARD - CPA**  
 Report Quarter: Q4 FY2018



**Provider/Program Name: Lighthouse Therapeutic Foster Care - (727) - CPA**

<b>35 Mountain Street, Ringgold, GA 30736-2045</b>  <b>Phone: 706-937-4236</b>  <b>Vendor ID# 35446</b>		<b>Quarterly Scores (Grades)</b>		<b>Current Quarter Score (Grade)</b>
		<b>Q1: 99.42 (A+)</b>	<b>Q2: 93.58 (A-)</b>	<b>103.34%</b>
		<b>Q3: 102.91 (A+)</b>	<b>Q4: 103.34 (A+)</b>	<b>(A+)</b>
# New Foster Homes During Quarter: 2		# Children in Care During Quarter: 17	# Placements During Quarter: 17	# Children in Care On Last Day: 14
	<b>Avg Performance All CPAs (%)</b>	<b>Provider Performance (%)*</b>	<b>Possible Points (Weight)</b>	<b>Provider Points Earned</b>
<b>OPM Monitoring Reviews</b>				
Annual Comprehensive Reviews	87%	99%	25	24.69
Safety Reviews	94%	95%	15	14.21
<b>Monitoring Sub-Total</b>			<b>40</b>	<b>38.90</b>
<b>CPA Safety Outcomes</b>				
Incidence of Maltreatment	0.09%	No Substantiated Reports	10	10.00
Staff Training	76%	100%	5	5.00
Staff Safety Checks	94%	100%	5	5.00
<b>Safety Sub-Total</b>			<b>20</b>	<b>20.00</b>
<b>CPA Permanency Outcomes</b>				
Placement Stability	92%	100%	15	15.00
<b>Permanency Sub-Total</b>			<b>15</b>	<b>15.00</b>
<b>CPA Well-Being Outcomes</b>				
EPSDT Medical Visits	84%	100%	4	4.00
EPSDT Dental Visits	80%	100%	4	4.00
Academic Supports	70%	100%	3	3.00
Provider ECEM Visits	80%	93%	7	6.51
Provider General Contacts	78%	92%	7	6.44
Placements with Siblings	65%	67%	Not Scored	Not Scored
Placements within Legal County	17%	0%	Not Scored	Not Scored
<b>Well-Being Sub-Total</b>			<b>25</b>	<b>23.95</b>

\*Performance calculation descriptions can be found in the FY 2018 RBWO PBP Measurements and Standards Guide.

<b>Monitoring &amp; Outcomes: Possible Points = 100</b>		<b>Points Earned: 97.85</b>	
<b>Score Before Incentives Credit</b>			<b>97.85%</b>
<b>Incentives Awarded</b>			<b>7.65 pts</b>
<b>PBP Verification</b>			<b>-2.16 pts</b>
<b>Total Score</b>			<b>103.34%</b>





DHS, DFCS, Office of Provider Management  
**Performance-Based Placement Measures**  
**RBWO Provider GA+SCORECARD - CPA**  
Report Quarter: Q4 FY2018



**Provider/Program Name: Lighthouse Therapeutic Foster Care - (727) - CPA**

# New Foster Homes During Quarter: 2		# Children in Care During Quarter: 17	# Placements During Quarter: 17	# Children in Care On Last Day: 14
CPA Incentive Credits	Avg Performance All CPAs (%)	Provider Performance (%)*	Possible Points (Weight)	Provider Points Earned
Early EPSDT Medical Visits		100%	2	2.00
Early EPSDT Dental Visits		100%	2	2.00
Permanency Contacts		33%	5	1.65
Additional Academic Supports		0%	2	0.00
Foster Hm Retention Rate (threshold = 90)		82%	2	0.00
Foster Hm Recruitment (threshold = 100)		100%	2	2.00
Active Agency Accreditation		0%	4	0.00
Staff Clinical Licensure		0%	5	0.00
<b>Incentives Total</b>	<b>5.45</b>		<b>24</b>	<b>7.65</b>
Maximum total combined incentive credit allowed is 10 points.			<b>Incentives Awarded</b>	<b>7.65</b>

\*Performance calculation descriptions can be found in the FY 2018 RBWO PBP Measurements and Standards Guide.

**Child Protective Services Investigations and Dispositions**

The following investigations data, which is not used for scoring but is considered significant to a provider's performance, is from Georgia SHINES and is not considered final or complete until the end of the fiscal year.

Total Reports:	0
Number Screened In:	0
Number Screened Out:	0
Number Substantiated:	0
Number Unsubstantiated:	0
Number Active CPS Investigations:	0



**DHS, DFCS, Office of Provider Management**  
**Performance-Based Placement Measures**  
**RBWO Provider GA+SCORECARD - CPA**  
**Report Quarter: Q4 FY2018**

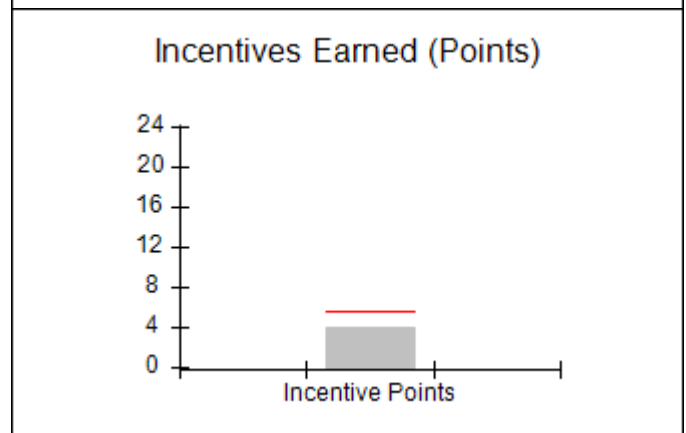
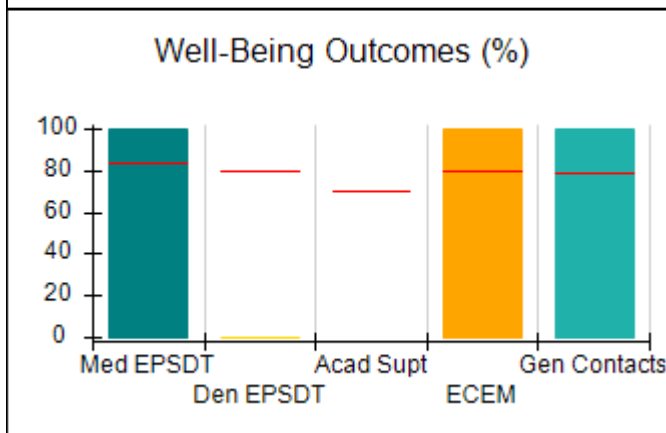
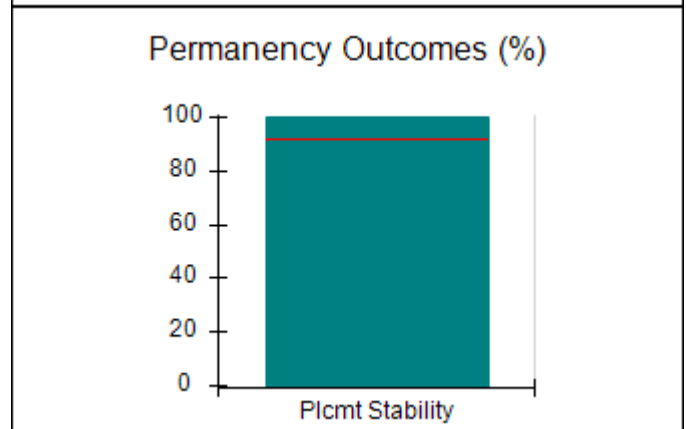
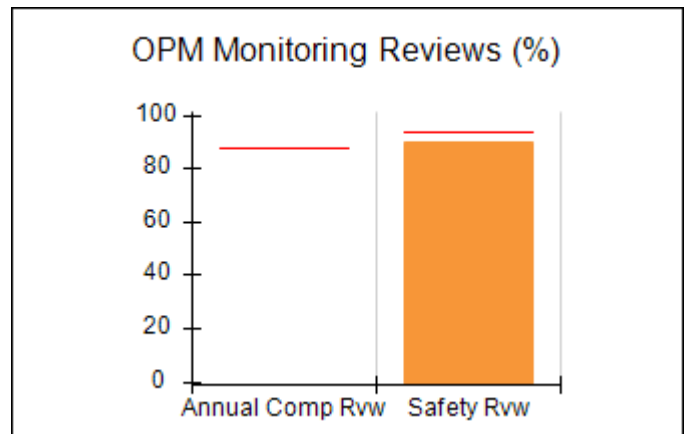
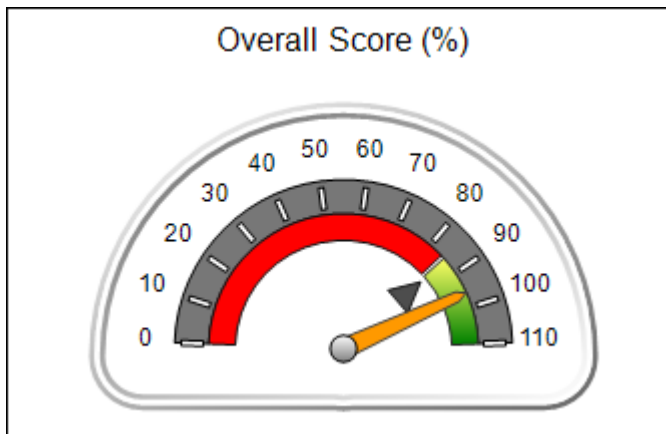


**Provider/Program Name: Lighthouse Therapeutic Foster Care - Marietta (5309) - CPA**

<b>1000 Parkwood Circle SE, Marietta, GA 30339</b>  <b>Phone: 706-937-4236</b>  <b>Vendor ID# 153417</b>	Quarterly Scores (Grades)		Current Quarter Score (Grade)
	Q1: 100.00 (A+)	Q2: 102.00 (A+)	<b>95.94%</b> <b>(A)</b>
	Q3: 93.94 (A-)	Q4: 95.94 (A)	
# New Foster Homes During Quarter: 1	# Children in Care During Quarter: 1	# Placements During Quarter: 1	# Children in Care On Last Day: 1

**Quarterly Provider Comparisons to All CPAs**

▼ — indicates average for all CPAs





DHS, DFCS, Office of Provider Management  
**Performance-Based Placement Measures**  
**RBWO Provider GA+SCORECARD - CPA**  
 Report Quarter: Q4 FY2018



**Provider/Program Name: Lighthouse Therapeutic Foster Care - Marietta (5309) - CPA**

<b>1000 Parkwood Circle SE, Marietta, GA 30339</b>  <b>Phone: 706-937-4236</b>  <b>Vendor ID# 153417</b>		<b>Quarterly Scores (Grades)</b>		<b>Current Quarter Score (Grade)</b>
		<b>Q1: 100.00 (A+)</b>	<b>Q2: 102.00 (A+)</b>	<b>95.94%</b>
		<b>Q3: 93.94 (A-)</b>	<b>Q4: 95.94 (A)</b>	<b>(A)</b>
# New Foster Homes During Quarter: 1		# Children in Care During Quarter: 1	# Placements During Quarter: 1	# Children in Care On Last Day: 1
	<b>Avg Performance All CPAs (%)</b>	<b>Provider Performance (%)*</b>	<b>Possible Points (Weight)</b>	<b>Provider Points Earned</b>
<b>OPM Monitoring Reviews</b>				
Annual Comprehensive Reviews	87%	Not Yet Conducted		
Safety Reviews	94%	90%	15	13.50
<b>Monitoring Sub-Total</b>			<b>15</b>	<b>13.50</b>
<b>CPA Safety Outcomes</b>				
Incidence of Maltreatment	0.09%	No Substantiated Reports	10	10.00
Staff Training	76%	100%	5	5.00
Staff Safety Checks	94%	100%	5	5.00
<b>Safety Sub-Total</b>			<b>20</b>	<b>20.00</b>
<b>CPA Permanency Outcomes</b>				
Placement Stability	92%	100%	15	15.00
<b>Permanency Sub-Total</b>			<b>15</b>	<b>15.00</b>
<b>CPA Well-Being Outcomes</b>				
EPSDT Medical Visits	84%	100%	4.5	4.55
EPSDT Dental Visits	80%	0%	4.5	0.00
Academic Supports	70%	Not Eligible		
Provider ECEM Visits	80%	100%	8	7.95
Provider General Contacts	78%	100%	8	7.95
Placements with Siblings	65%	Not Eligible	Not Scored	Not Scored
Placements within Legal County	17%	Not Eligible	Not Scored	Not Scored
<b>Well-Being Sub-Total</b>			<b>25</b>	<b>20.46</b>

\*Performance calculation descriptions can be found in the FY 2018 RBWO PBP Measurements and Standards Guide.

<b>Monitoring &amp; Outcomes: Possible Points = 75</b>		<b>Points Earned: 68.96</b>	
<b>Score Before Incentives Credit</b>			<b>91.94%</b>
<b>Incentives Awarded</b>			<b>4.00 pts</b>
<b>PBP Verification</b>			<b>N/A pts</b>
<b>Total Score</b>			<b>95.94%</b>



**DHS, DFCS, Office of Provider Management**  
**Performance-Based Placement Measures**  
**RBWO Provider GA+SCORECARD - CPA**  
**Report Quarter: Q4 FY2018**



**Provider/Program Name: Lighthouse Therapeutic Foster Care - Marietta (5309) - CPA**

# New Foster Homes During Quarter: 1		# Children in Care During Quarter: 1	# Placements During Quarter: 1	# Children in Care On Last Day: 1
CPA Incentive Credits	Avg Performance All CPAs (%)	Provider Performance (%)*	Possible Points (Weight)	Provider Points Earned
Early EPSDT Medical Visits		Not Eligible	2	
Early EPSDT Dental Visits		0%	2	0.00
Permanency Contacts		None Planned	5	
Additional Academic Supports		Not Eligible	2	
Foster Hm Retention Rate (threshold = 90)		100%	2	2.00
Foster Hm Recruitment (threshold = 100)		100%	2	2.00
Active Agency Accreditation		0%	4	0.00
Staff Clinical Licensure		0%	5	0.00
<b>Incentives Total</b>	<b>5.45</b>		<b>24</b>	<b>4.00</b>
Maximum total combined incentive credit allowed is 10 points.			<b>Incentives Awarded</b>	<b>4.00</b>

\*Performance calculation descriptions can be found in the FY 2018 RBWO PBP Measurements and Standards Guide.

**Child Protective Services Investigations and Dispositions**

The following investigations data, which is not used for scoring but is considered significant to a provider's performance, is from Georgia SHINES and is not considered final or complete until the end of the fiscal year.

Total Reports:	0
Number Screened In:	0
Number Screened Out:	0
Number Substantiated:	0
Number Unsubstantiated:	0
Number Active CPS Investigations:	0



DHS, DFCS, Office of Provider Management

## Performance-Based Placement Measures

### RBWO Provider GA+SCORECARD - CPA



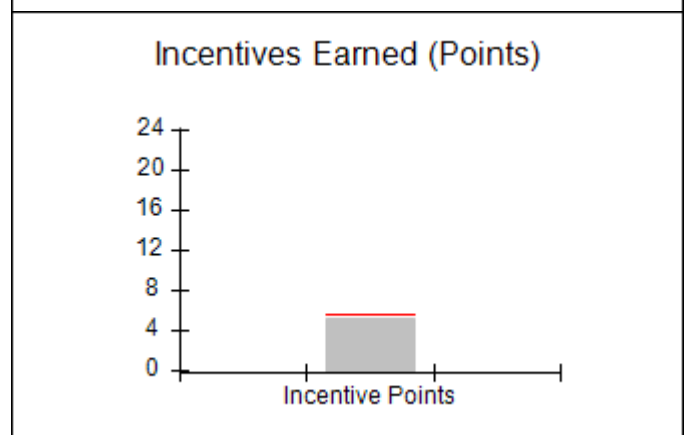
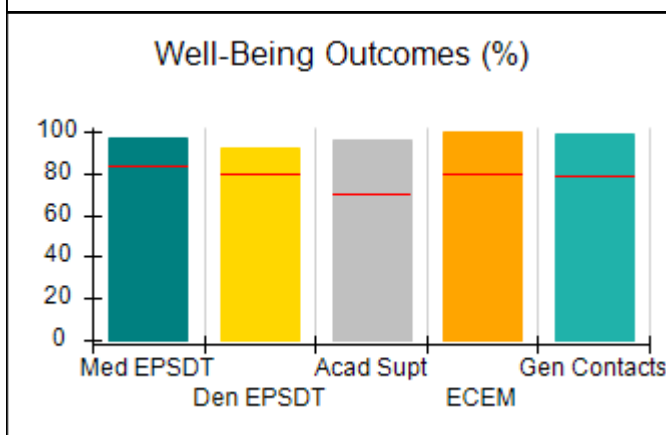
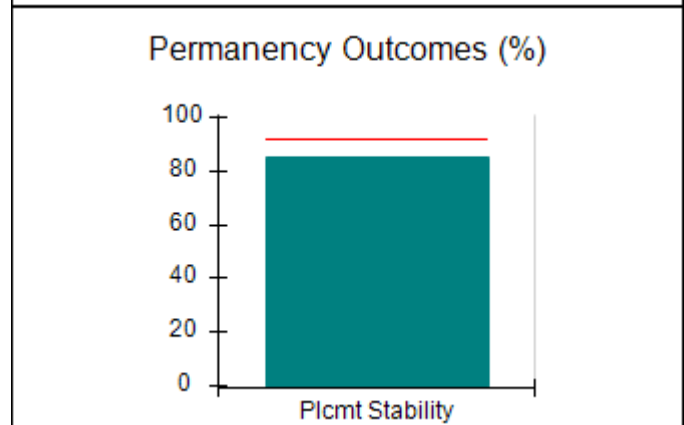
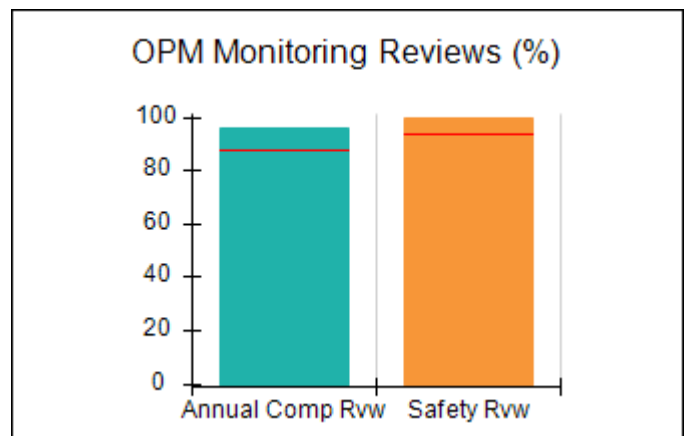
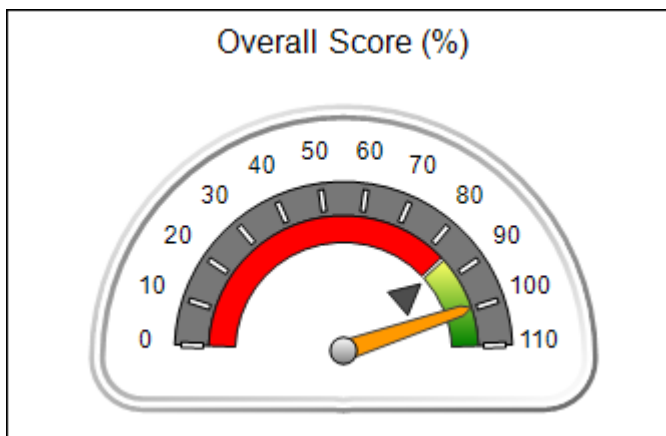
Report Quarter: Q4 FY2018

**Provider/Program Name: Lighthouse Therapeutic Foster Care - Stockbridge (5186) - CPA**

<b>120 MLK, Sr. Heritage Trail, Stockbridge, GA 30281</b> <b>Phone: 706-937-4236</b> <b>Vendor ID# 121137</b>	Quarterly Scores (Grades)		Current Quarter Score (Grade)
	Q1: 101.58 (A+)	Q2: 103.11 (A+)	99.63% (A+)
	Q3: 101.45 (A+)	Q4: 99.63 (A+)	
# New Foster Homes During Quarter: 0	# Children in Care During Quarter: 41	# Placements During Quarter: 44	# Children in Care On Last Day: 36

### Quarterly Provider Comparisons to All CPAs

▼ — indicates average for all CPAs





DHS, DFCS, Office of Provider Management  
**Performance-Based Placement Measures**  
**RBWO Provider GA+SCORECARD - CPA**  
 Report Quarter: Q4 FY2018



**Provider/Program Name: Lighthouse Therapeutic Foster Care - Stockbridge (5186) - CPA**

<b>120 MLK, Sr. Heritage Trail, Stockbridge, GA 30281</b>  <b>Phone: 706-937-4236</b>  <b>Vendor ID# 121137</b>		<b>Quarterly Scores (Grades)</b>		<b>Current Quarter Score (Grade)</b>
		<b>Q1: 101.58 (A+)</b>	<b>Q2: 103.11 (A+)</b>	<b>99.63%</b>
		<b>Q3: 101.45 (A+)</b>	<b>Q4: 99.63 (A+)</b>	<b>(A+)</b>
# New Foster Homes During Quarter: 0		# Children in Care During Quarter: 41	# Placements During Quarter: 44	# Children in Care On Last Day: 36
	<b>Avg Performance All CPAs (%)</b>	<b>Provider Performance (%)*</b>	<b>Possible Points (Weight)</b>	<b>Provider Points Earned</b>
<b>OPM Monitoring Reviews</b>				
Annual Comprehensive Reviews	87%	96%	25	23.92
Safety Reviews	94%	100%	15	15.00
<b>Monitoring Sub-Total</b>			<b>40</b>	<b>38.92</b>
<b>CPA Safety Outcomes</b>				
Incidence of Maltreatment	0.09%	No Substantiated Reports	10	10.00
Staff Training	76%	100%	5	5.00
Staff Safety Checks	94%	100%	5	5.00
<b>Safety Sub-Total</b>			<b>20</b>	<b>20.00</b>
<b>CPA Permanency Outcomes</b>				
Placement Stability	92%	85%	15	12.75
<b>Permanency Sub-Total</b>			<b>15</b>	<b>12.75</b>
<b>CPA Well-Being Outcomes</b>				
EPSDT Medical Visits	84%	97%	4	3.88
EPSDT Dental Visits	80%	92%	4	3.68
Academic Supports	70%	96%	3	2.88
Provider ECEM Visits	80%	100%	7	7.00
Provider General Contacts	78%	99%	7	6.93
Placements with Siblings	65%	50%	Not Scored	Not Scored
Placements within Legal County	17%	0%	Not Scored	Not Scored
<b>Well-Being Sub-Total</b>			<b>25</b>	<b>24.37</b>

\*Performance calculation descriptions can be found in the FY 2018 RBWO PBP Measurements and Standards Guide.

<b>Monitoring &amp; Outcomes: Possible Points = 100</b>	<b>Points Earned: 96.04</b>
<b>Score Before Incentives Credit</b>	<b>96.04%</b>
<b>Incentives Awarded</b>	<b>5.18 pts</b>
<b>PBP Verification</b>	<b>-1.59 pts</b>
<b>Total Score</b>	<b>99.63%</b>



DHS, DFCS, Office of Provider Management  
**Performance-Based Placement Measures**  
**RBWO Provider GA+SCORECARD - CPA**  
Report Quarter: Q4 FY2018



**Provider/Program Name: Lighthouse Therapeutic Foster Care - Stockbridge (5186) - CPA**

# New Foster Homes During Quarter: 0		# Children in Care During Quarter: 41	# Placements During Quarter: 44	# Children in Care On Last Day: 36
CPA Incentive Credits	Avg Performance All CPAs (%)	Provider Performance (%)*	Possible Points (Weight)	Provider Points Earned
Early EPSDT Medical Visits		100%	2	2.00
Early EPSDT Dental Visits		70%	2	1.40
Permanency Contacts		None Planned	5	
Additional Academic Supports		89%	2	1.78
Foster Hm Retention Rate (threshold = 90)		64%	2	0.00
Foster Hm Recruitment (threshold = 100)		0%	2	0.00
Active Agency Accreditation		0%	4	0.00
Staff Clinical Licensure		0%	5	0.00
<b>Incentives Total</b>	<b>5.45</b>		<b>24</b>	<b>5.18</b>
Maximum total combined incentive credit allowed is 10 points.			<b>Incentives Awarded</b>	<b>5.18</b>

\*Performance calculation descriptions can be found in the FY 2018 RBWO PBP Measurements and Standards Guide.

**Child Protective Services Investigations and Dispositions**

The following investigations data, which is not used for scoring but is considered significant to a provider's performance, is from Georgia SHINES and is not considered final or complete until the end of the fiscal year.

Total Reports:	0
Number Screened In:	0
Number Screened Out:	0
Number Substantiated:	0
Number Unsubstantiated:	1
Number Active CPS Investigations:	-1



DHS, DFCS, Office of Provider Management

## Performance-Based Placement Measures

### RBWO Provider GA+SCORECARD - CPA



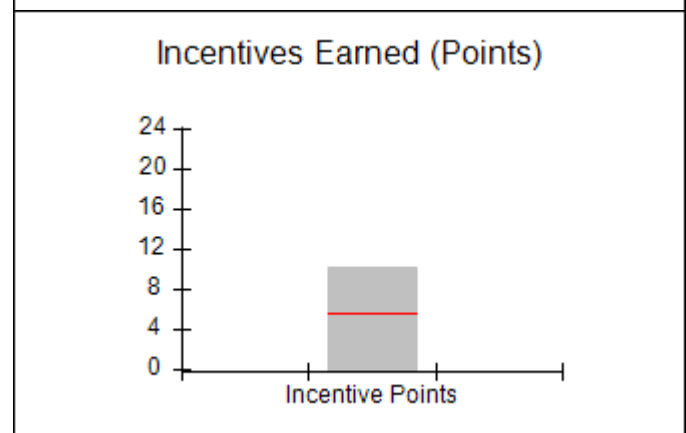
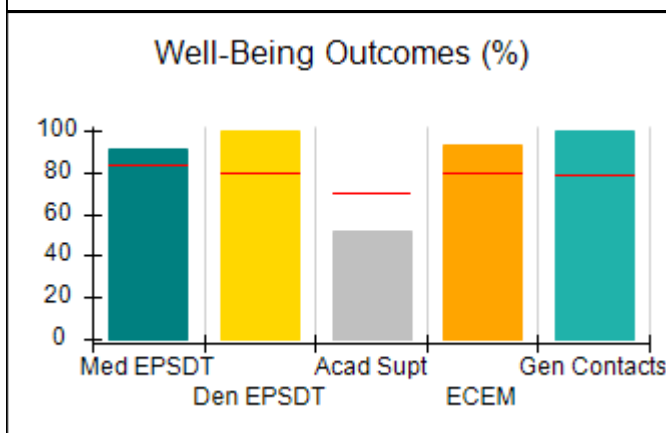
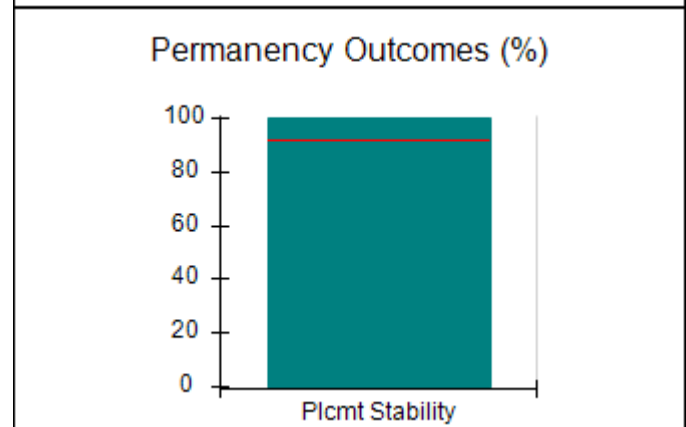
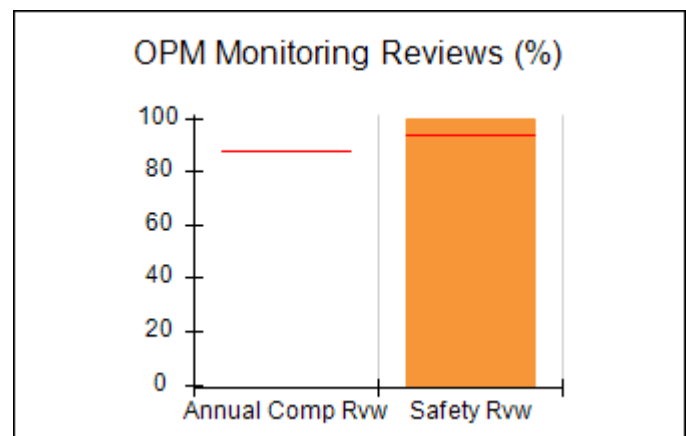
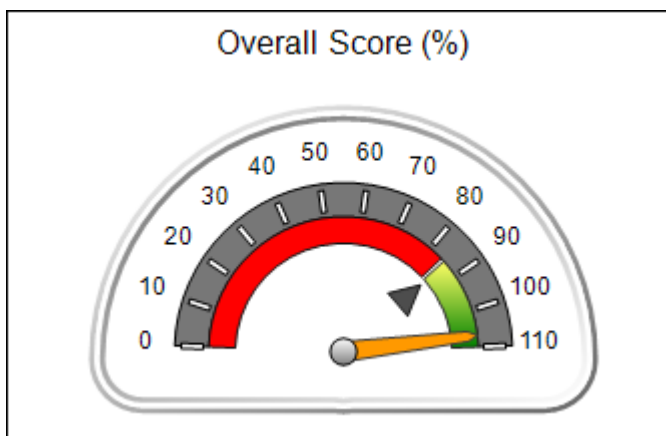
Report Quarter: Q4 FY2018

**Provider/Program Name: Lookout Mountain Community Services Board - TREK  
Program/Athens (5237) - CPA**

<b>240 Mitchell Bridge Rd, Athens, GA 30601</b>  <b>Phone: 706-806-1121</b>  <b>Vendor ID# 143228</b>	Quarterly Scores (Grades)		Current Quarter Score (Grade)
	Q1: 101.80 (A+)	Q2: 104.67 (A+)	<b>106.95%</b>  <b>(A+)</b>
	Q3: 105.60 (A+)	Q4: 106.95 (A+)	
# New Foster Homes During Quarter: 1	# Children in Care During Quarter: 13	# Placements During Quarter: 13	# Children in Care On Last Day: 11

### Quarterly Provider Comparisons to All CPAs

▼ — indicates average for all CPAs







DHS, DFCS, Office of Provider Management  
**Performance-Based Placement Measures**  
**RBWO Provider GA+SCORECARD - CPA**



Report Quarter: Q4 FY2018

**Provider/Program Name: Lookout Mountain Community Services Board - TREK  
Program/Athens (5237) - CPA**

<b>240 Mitchell Bridge Rd, Athens, GA 30601</b>  <b>Phone: 706-806-1121</b>  <b>Vendor ID# 143228</b>	Quarterly Scores (Grades)		Current Quarter Score (Grade)
	Q1: 101.80 (A+)	Q2: 104.67 (A+)	<b>106.95%</b> <b>(A+)</b>
	Q3: 105.60 (A+)	Q4: 106.95 (A+)	

# New Foster Homes During Quarter: 1	# Children in Care During Quarter: 13	# Placements During Quarter: 13	# Children in Care On Last Day: 11
--------------------------------------	---------------------------------------	---------------------------------	------------------------------------

	Avg Performance All CPAs (%)	Provider Performance (%)*	Possible Points (Weight)	Provider Points Earned
--	------------------------------	---------------------------	--------------------------	------------------------

**OPM Monitoring Reviews**

Annual Comprehensive Reviews	87%	Not Yet Conducted		
Safety Reviews	94%	100%	15	15.00
<b>Monitoring Sub-Total</b>			<b>15</b>	<b>15.00</b>

**CPA Safety Outcomes**

Incidence of Maltreatment	0.09%	No Substantiated Reports	10	10.00
Staff Training	76%	100%	5	5.00
Staff Safety Checks	94%	100%	5	5.00
<b>Safety Sub-Total</b>			<b>20</b>	<b>20.00</b>

**CPA Permanency Outcomes**

Placement Stability	92%	100%	15	15.00
<b>Permanency Sub-Total</b>			<b>15</b>	<b>15.00</b>

**CPA Well-Being Outcomes**

EPSDT Medical Visits	84%	91%	4	3.64
EPSDT Dental Visits	80%	100%	4	4.00
Academic Supports	70%	52%	3	1.56
Provider ECEM Visits	80%	93%	7	6.51
Provider General Contacts	78%	100%	7	7.00
Placements with Siblings	65%	18%	Not Scored	Not Scored
Placements within Legal County	17%	67%	Not Scored	Not Scored
<b>Well-Being Sub-Total</b>			<b>25</b>	<b>22.71</b>

\*Performance calculation descriptions can be found in the FY 2018 RBWO PBP Measurements and Standards Guide.

<b>Monitoring &amp; Outcomes: Possible Points = 75</b>	<b>Points Earned: 72.71</b>
<b>Score Before Incentives Credit</b>	<b>96.95%</b>
<b>Incentives Awarded</b>	<b>10.00 pts</b>
<b>PBP Verification</b>	<b>0.00 pts</b>
<b>Total Score</b>	<b>106.95%</b>



**DHS, DFCS, Office of Provider Management**  
**Performance-Based Placement Measures**  
**RBWO Provider GA+SCORECARD - CPA**



**Report Quarter: Q4 FY2018**

**Provider/Program Name: Lookout Mountain Community Services Board - TREK**  
**Program/Athens (5237) - CPA**

# New Foster Homes During Quarter: 1		# Children in Care During Quarter: 13	# Placements During Quarter: 13	# Children in Care On Last Day: 11
CPA Incentive Credits	Avg Performance All CPAs (%)	Provider Performance (%)*	Possible Points (Weight)	Provider Points Earned
Early EPSDT Medical Visits		100%	2	2.00
Early EPSDT Dental Visits		100%	2	2.00
Permanency Contacts		45%	5	2.25
Additional Academic Supports		0%	2	0.00
Foster Hm Retention Rate (threshold = 90)		100%	2	2.00
Foster Hm Recruitment (threshold = 100)		200%	2	2.00
Active Agency Accreditation		0%	4	0.00
Staff Clinical Licensure		0%	5	0.00
<b>Incentives Total</b>	<b>5.45</b>		<b>24</b>	<b>10.25</b>
Maximum total combined incentive credit allowed is 10 points.			<b>Incentives Awarded</b>	<b>10.00</b>

\*Performance calculation descriptions can be found in the FY 2018 RBWO PBP Measurements and Standards Guide.

**Child Protective Services Investigations and Dispositions**

The following investigations data, which is not used for scoring but is considered significant to a provider's performance, is from Georgia SHINES and is not considered final or complete until the end of the fiscal year.

Total Reports:	0	
Number Screened In:	0	
Number Screened Out:	0	
Number Substantiated:	0	
Number Unsubstantiated:	0	
Number Active CPS Investigations:	0	



DHS, DFCS, Office of Provider Management  
**Performance-Based Placement Measures**  
**RBWO Provider GA+SCORECARD - CPA**



Report Quarter: Q4 FY2018

**Provider/Program Name: Lookout Mountain Community Services Board - TREK  
Program/Cartersville (5199) - CPA**

25 East Main Street, Cartersville, GA 30120

Phone: 706-676-4062

Vendor ID# 15004

**Quarterly Scores (Grades)**

**Current Quarter Score  
(Grade)**

Q1: 102.13 (A+)

Q2: 97.73 (A+)

**99.95%**

Q3: 98.44 (A+)

Q4: 99.95 (A+)

**(A+)**

# New Foster Homes During Quarter: 3

# Children in Care During  
Quarter: 43

# Placements During  
Quarter: 43

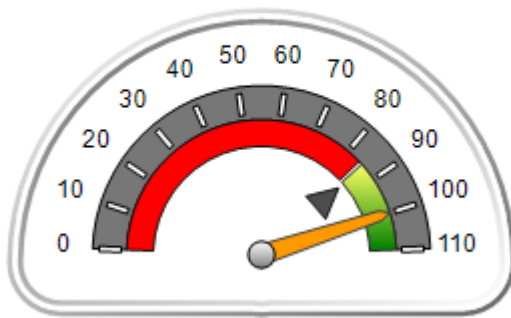
# Children in Care On Last  
Day: 36

**Quarterly Provider Comparisons to All CPAs**

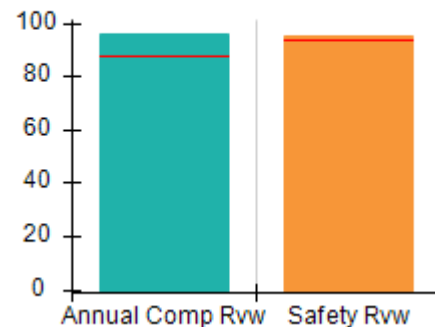


— indicates average for all CPAs

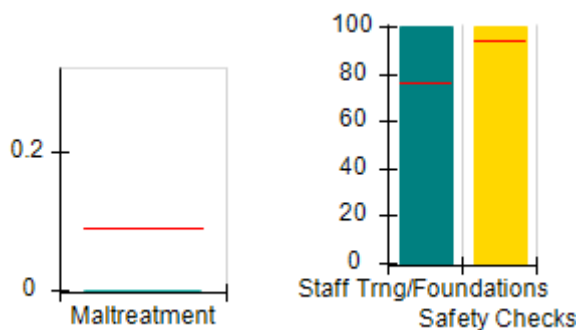
**Overall Score (%)**



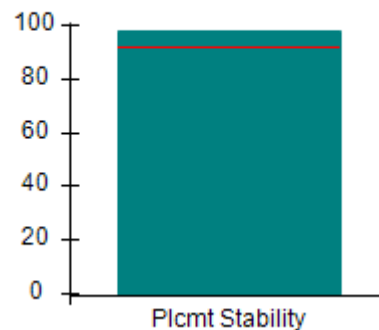
**OPM Monitoring Reviews (%)**



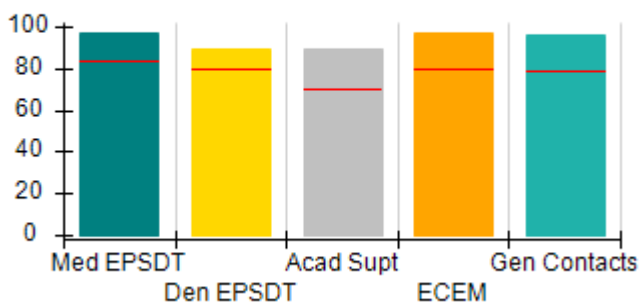
**Safety Outcomes (%)**



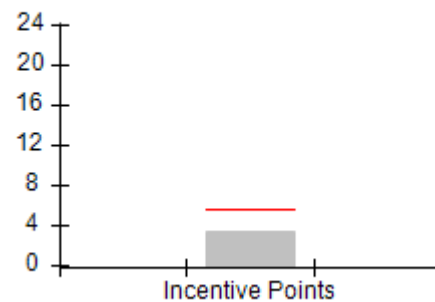
**Permanency Outcomes (%)**



**Well-Being Outcomes (%)**



**Incentives Earned (Points)**





**DHS, DFCS, Office of Provider Management**  
**Performance-Based Placement Measures**  
**RBWO Provider GA+SCORECARD - CPA**



**Report Quarter: Q4 FY2018**

**Provider/Program Name: Lookout Mountain Community Services Board - TREK**  
**Program/Cartersville (5199) - CPA**

<b>25 East Main Street, Cartersville, GA 30120</b>  <b>Phone: 706-676-4062</b>  <b>Vendor ID# 15004</b>		<b>Quarterly Scores (Grades)</b>		<b>Current Quarter Score (Grade)</b>
		<b>Q1: 102.13 (A+)</b>	<b>Q2: 97.73 (A+)</b>	<b>99.95%</b>
		<b>Q3: 98.44 (A+)</b>	<b>Q4: 99.95 (A+)</b>	<b>(A+)</b>
# New Foster Homes During Quarter: 3		# Children in Care During Quarter: 43	# Placements During Quarter: 43	# Children in Care On Last Day: 36
	<b>Avg Performance All CPAs (%)</b>	<b>Provider Performance (%)*</b>	<b>Possible Points (Weight)</b>	<b>Provider Points Earned</b>
<b>OPM Monitoring Reviews</b>				
Annual Comprehensive Reviews	87%	96%	25	24.00
Safety Reviews	94%	95%	15	14.25
<b>Monitoring Sub-Total</b>			<b>40</b>	<b>38.25</b>
<b>CPA Safety Outcomes</b>				
Incidence of Maltreatment	0.09%	No Substantiated Reports	10	10.00
Staff Training	76%	100%	5	5.00
Staff Safety Checks	94%	100%	5	5.00
<b>Safety Sub-Total</b>			<b>20</b>	<b>20.00</b>
<b>CPA Permanency Outcomes</b>				
Placement Stability	92%	98%	15	14.70
<b>Permanency Sub-Total</b>			<b>15</b>	<b>14.70</b>
<b>CPA Well-Being Outcomes</b>				
EPSDT Medical Visits	84%	97%	4	3.88
EPSDT Dental Visits	80%	89%	4	3.56
Academic Supports	70%	89%	3	2.67
Provider ECEM Visits	80%	97%	7	6.79
Provider General Contacts	78%	96%	7	6.72
Placements with Siblings	65%	100%	Not Scored	Not Scored
Placements within Legal County	17%	0%	Not Scored	Not Scored
<b>Well-Being Sub-Total</b>			<b>25</b>	<b>23.62</b>

\*Performance calculation descriptions can be found in the FY 2018 RBWO PBP Measurements and Standards Guide.

<b>Monitoring &amp; Outcomes: Possible Points = 100</b>		<b>Points Earned: 96.57</b>	
<b>Score Before Incentives Credit</b>			<b>96.57%</b>
<b>Incentives Awarded</b>			<b>3.38 pts</b>
<b>PBP Verification</b>			<b>N/A pts</b>
<b>Total Score</b>			<b>99.95%</b>



**DHS, DFCS, Office of Provider Management**  
**Performance-Based Placement Measures**  
**RBWO Provider GA+SCORECARD - CPA**



**Report Quarter: Q4 FY2018**

**Provider/Program Name: Lookout Mountain Community Services Board - TREK**  
**Program/Cartersville (5199) - CPA**

# New Foster Homes During Quarter: 3		# Children in Care During Quarter: 43	# Placements During Quarter: 43	# Children in Care On Last Day: 36
CPA Incentive Credits	Avg Performance All CPAs (%)	Provider Performance (%)*	Possible Points (Weight)	Provider Points Earned
Early EPSDT Medical Visits		100%	2	2.00
Early EPSDT Dental Visits		69%	2	1.38
Permanency Contacts		None Planned	5	
Additional Academic Supports		0%	2	0.00
Foster Hm Retention Rate (threshold = 90)		63%	2	0.00
Foster Hm Recruitment (threshold = 100)		50%	2	0.00
Active Agency Accreditation		0%	4	0.00
Staff Clinical Licensure		0%	5	0.00
<b>Incentives Total</b>	<b>5.45</b>		<b>24</b>	<b>3.38</b>
Maximum total combined incentive credit allowed is 10 points.			<b>Incentives Awarded</b>	<b>3.38</b>

\*Performance calculation descriptions can be found in the FY 2018 RBWO PBP Measurements and Standards Guide.

### Child Protective Services Investigations and Dispositions

The following investigations data, which is not used for scoring but is considered significant to a provider's performance, is from Georgia SHINES and is not considered final or complete until the end of the fiscal year.

Total Reports:	0
Number Screened In:	0
Number Screened Out:	0
Number Substantiated:	0
Number Unsubstantiated:	0
Number Active CPS Investigations:	0



DHS, DFCS, Office of Provider Management  
**Performance-Based Placement Measures**  
**RBWO Provider GA+SCORECARD - CPA**



Report Quarter: Q4 FY2018

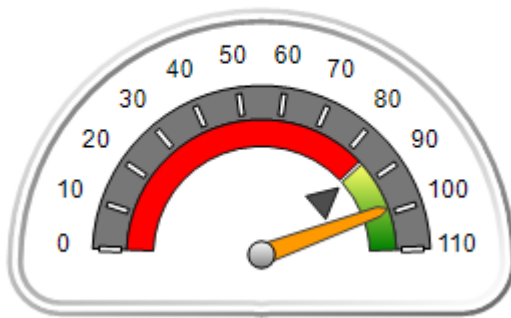
**Provider/Program Name: Lookout Mountain Community Services Board - TREK  
Program/Forsyth (5146) - CPA**

44 Harris Street, Forsyth, GA 31029 Phone: 478-993-5357 Vendor ID# 115542	Quarterly Scores (Grades)		Current Quarter Score (Grade)
	Q1: 100.24 (A+)	Q2: 97.61 (A+)	98.71% (A+)
	Q3: 97.52 (A+)	Q4: 98.71 (A+)	
# New Foster Homes During Quarter: 0	# Children in Care During Quarter: 12	# Placements During Quarter: 12	# Children in Care On Last Day: 9

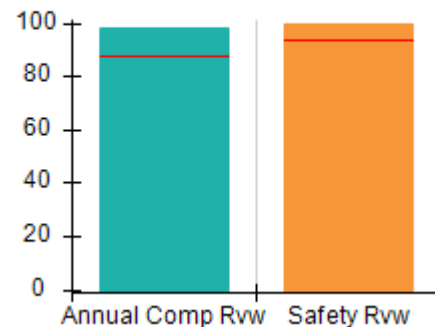
**Quarterly Provider Comparisons to All CPAs**

▼ — indicates average for all CPAs

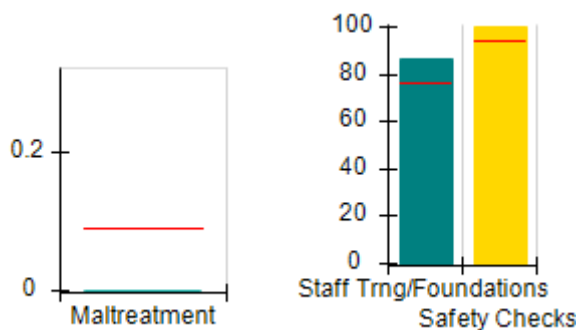
Overall Score (%)



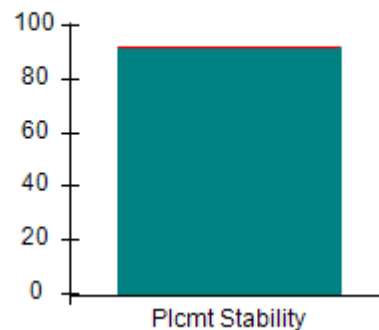
OPM Monitoring Reviews (%)



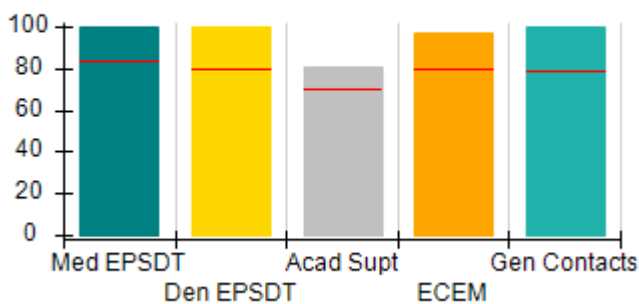
Safety Outcomes (%)



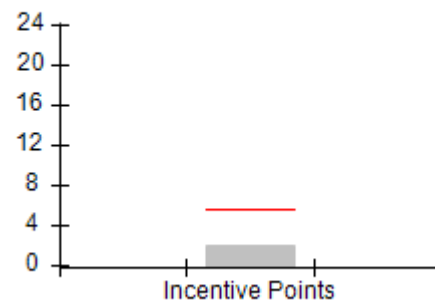
Permanency Outcomes (%)



Well-Being Outcomes (%)



Incentives Earned (Points)





DHS, DFCS, Office of Provider Management  
**Performance-Based Placement Measures**  
**RBWO Provider GA+SCORECARD - CPA**



Report Quarter: Q4 FY2018

**Provider/Program Name: Lookout Mountain Community Services Board - TREK  
Program/Forsyth (5146) - CPA**

<b>44 Harris Street, Forsyth, GA 31029</b>  <b>Phone: 478-993-5357</b>  <b>Vendor ID# 115542</b>	<b>Quarterly Scores (Grades)</b>		<b>Current Quarter Score (Grade)</b>
	<b>Q1: 100.24 (A+)</b>	<b>Q2: 97.61 (A+)</b>	<b>98.71%</b>
	<b>Q3: 97.52 (A+)</b>	<b>Q4: 98.71 (A+)</b>	<b>(A+)</b>

# New Foster Homes During Quarter: 0	# Children in Care During Quarter: 12	# Placements During Quarter: 12	# Children in Care On Last Day: 9
--------------------------------------	---------------------------------------	---------------------------------	-----------------------------------

	<b>Avg Performance All CPAs (%)</b>	<b>Provider Performance (%)*</b>	<b>Possible Points (Weight)</b>	<b>Provider Points Earned</b>
--	-------------------------------------	----------------------------------	---------------------------------	-------------------------------

**OPM Monitoring Reviews**

Annual Comprehensive Reviews	87%	98%	25	24.45
Safety Reviews	94%	100%	15	14.94
<b>Monitoring Sub-Total</b>			<b>40</b>	<b>39.39</b>

**CPA Safety Outcomes**

Incidence of Maltreatment	0.09%	No Substantiated Reports	10	10.00
Staff Training	76%	86%	5	4.30
Staff Safety Checks	94%	100%	5	5.00
<b>Safety Sub-Total</b>			<b>20</b>	<b>19.30</b>

**CPA Permanency Outcomes**

Placement Stability	92%	92%	15	13.80
<b>Permanency Sub-Total</b>			<b>15</b>	<b>13.80</b>

**CPA Well-Being Outcomes**

EPSDT Medical Visits	84%	100%	4	4.00
EPSDT Dental Visits	80%	100%	4	4.00
Academic Supports	70%	81%	3	2.43
Provider ECEM Visits	80%	97%	7	6.79
Provider General Contacts	78%	100%	7	7.00
Placements with Siblings	65%	33%	Not Scored	Not Scored
Placements within Legal County	17%	0%	Not Scored	Not Scored
<b>Well-Being Sub-Total</b>			<b>25</b>	<b>24.22</b>

\*Performance calculation descriptions can be found in the FY 2018 RBWO PBP Measurements and Standards Guide.

<b>Monitoring &amp; Outcomes: Possible Points = 100</b>	<b>Points Earned: 96.71</b>
<b>Score Before Incentives Credit</b>	<b>96.71%</b>
<b>Incentives Awarded</b>	<b>2.00 pts</b>
<b>PBP Verification</b>	<b>N/A pts</b>
<b>Total Score</b>	<b>98.71%</b>



DHS, DFCS, Office of Provider Management  
**Performance-Based Placement Measures**  
**RBWO Provider GA+SCORECARD - CPA**



Report Quarter: Q4 FY2018

**Provider/Program Name: Lookout Mountain Community Services Board - TREK**  
**Program/Forsyth (5146) - CPA**

# New Foster Homes During Quarter: 0		# Children in Care During Quarter: 12	# Placements During Quarter: 12	# Children in Care On Last Day: 9
CPA Incentive Credits	Avg Performance All CPAs (%)	Provider Performance (%)*	Possible Points (Weight)	Provider Points Earned
Early EPSDT Medical Visits		Not Eligible	2	
Early EPSDT Dental Visits		Not Eligible	2	
Permanency Contacts		0%	5	0.00
Additional Academic Supports		0%	2	0.00
Foster Hm Retention Rate (threshold = 90)		100%	2	2.00
Foster Hm Recruitment (threshold = 100)		0%	2	0.00
Active Agency Accreditation		0%	4	0.00
Staff Clinical Licensure		0%	5	0.00
<b>Incentives Total</b>	<b>5.45</b>		<b>24</b>	<b>2.00</b>
Maximum total combined incentive credit allowed is 10 points.			<b>Incentives Awarded</b>	<b>2.00</b>
*Performance calculation descriptions can be found in the FY 2018 RBWO PBP Measurements and Standards Guide.				

**Child Protective Services Investigations and Dispositions**

The following investigations data, which is not used for scoring but is considered significant to a provider's performance, is from Georgia SHINES and is not considered final or complete until the end of the fiscal year.

Total Reports:	0
Number Screened In:	0
Number Screened Out:	0
Number Substantiated:	0
Number Unsubstantiated:	0
Number Active CPS Investigations:	0





DHS, DFCS, Office of Provider Management  
**Performance-Based Placement Measures**  
**RBWO Provider GA+SCORECARD - CPA**



Report Quarter: Q4 FY2018

**Provider/Program Name: Lookout Mountain Community Services Board - TREK  
Program/Ft.Oglethorpe (876) - CPA**

1875 Fant Drive, Fort Oglethorpe, GA 30742

Phone: 706-806-1211

Vendor ID# 35448

**Quarterly Scores (Grades)**

**Current Quarter Score  
(Grade)**

Q1: 96.96 (A)

Q2: 100.59 (A+)

96.77%

Q3: 101.08 (A+)

Q4: 96.77 (A)

(A)

# New Foster Homes During Quarter: 2

# Children in Care During  
Quarter: 54

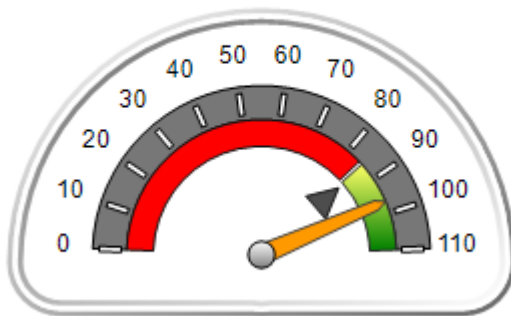
# Placements During  
Quarter: 54

# Children in Care On Last  
Day: 34

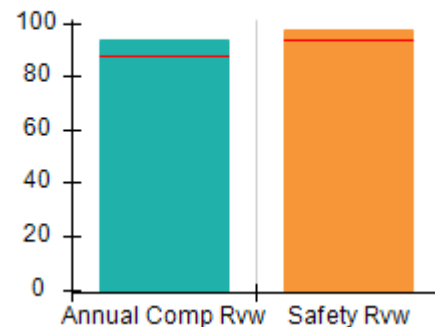
**Quarterly Provider Comparisons to All CPAs**

▼ — indicates average for all CPAs

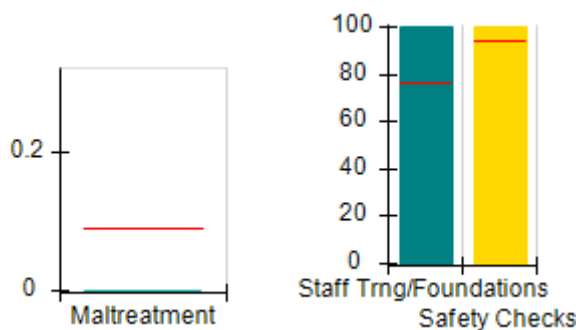
**Overall Score (%)**



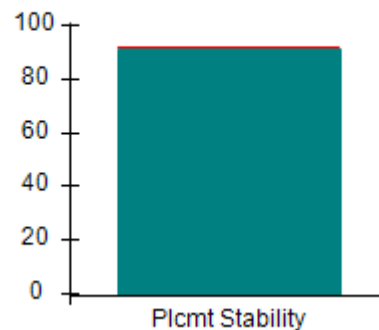
**OPM Monitoring Reviews (%)**



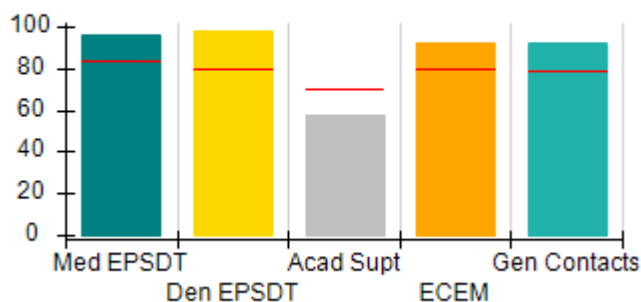
**Safety Outcomes (%)**



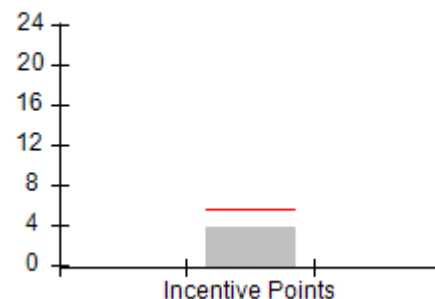
**Permanency Outcomes (%)**



**Well-Being Outcomes (%)**



**Incentives Earned (Points)**





# Performance-Based Placement Measures RBWO Provider GA+SCORECARD - CPA

Report Quarter: Q4 FY2018

**Provider/Program Name: Lookout Mountain Community Services Board - TREK**  
**Program/Ft.Oglethorpe (876) - CPA**

1875 Fant Drive, Fort Oglethorpe, GA 30742  Phone: 706-806-1211  Vendor ID# 35448		Quarterly Scores (Grades)		Current Quarter Score (Grade)
		Q1: 96.96 (A)	Q2: 100.59 (A+)	96.77%
		Q3: 101.08 (A+)	Q4: 96.77 (A)	(A)
# New Foster Homes During Quarter: 2		# Children in Care During Quarter: 54	# Placements During Quarter: 54	# Children in Care On Last Day: 34
	Avg Performance All CPAs (%)	Provider Performance (%)*	Possible Points (Weight)	Provider Points Earned
<b>OPM Monitoring Reviews</b>				
Annual Comprehensive Reviews	87%	94%	25	23.43
Safety Reviews	94%	98%	15	14.64
<b>Monitoring Sub-Total</b>			<b>40</b>	<b>38.08</b>
<b>CPA Safety Outcomes</b>				
Incidence of Maltreatment	0.09%	No Substantiated Reports	10	10.00
Staff Training	76%	100%	5	5.00
Staff Safety Checks	94%	100%	5	5.00
<b>Safety Sub-Total</b>			<b>20</b>	<b>20.00</b>
<b>CPA Permanency Outcomes</b>				
Placement Stability	92%	91%	15	13.65
<b>Permanency Sub-Total</b>			<b>15</b>	<b>13.65</b>
<b>CPA Well-Being Outcomes</b>				
EPSDT Medical Visits	84%	96%	4	3.84
EPSDT Dental Visits	80%	98%	4	3.92
Academic Supports	70%	58%	3	1.74
Provider ECEM Visits	80%	92%	7	6.44
Provider General Contacts	78%	92%	7	6.44
Placements with Siblings	65%	100%	Not Scored	Not Scored
Placements within Legal County	17%	5%	Not Scored	Not Scored
<b>Well-Being Sub-Total</b>			<b>25</b>	<b>22.38</b>

\*Performance calculation descriptions can be found in the FY 2018 RBWO PBP Measurements and Standards Guide.

<b>Monitoring &amp; Outcomes: Possible Points = 100</b>		<b>Points Earned: 94.11</b>	
<b>Score Before Incentives Credit</b>			<b>94.11%</b>
<b>Incentives Awarded</b>			<b>3.66 pts</b>
<b>PBP Verification</b>			<b>-1.00 pts</b>
<b>Total Score</b>			<b>96.77%</b>



**DHS, DFCS, Office of Provider Management**  
**Performance-Based Placement Measures**  
**RBWO Provider GA+SCORECARD - CPA**



**Report Quarter: Q4 FY2018**

**Provider/Program Name: Lookout Mountain Community Services Board - TREK**  
**Program/Ft.Oglethorpe (876) - CPA**

# New Foster Homes During Quarter: 2		# Children in Care During Quarter: 54	# Placements During Quarter: 54	# Children in Care On Last Day: 34
CPA Incentive Credits	Avg Performance All CPAs (%)	Provider Performance (%)*	Possible Points (Weight)	Provider Points Earned
Early EPSDT Medical Visits		87%	2	1.74
Early EPSDT Dental Visits		96%	2	1.92
Permanency Contacts		None Planned	5	
Additional Academic Supports		0%	2	0.00
Foster Hm Retention Rate (threshold = 90)		80%	2	0.00
Foster Hm Recruitment (threshold = 100)		25%	2	0.00
Active Agency Accreditation		0%	4	0.00
Staff Clinical Licensure		0%	5	0.00
<b>Incentives Total</b>	<b>5.45</b>		<b>24</b>	<b>3.66</b>
Maximum total combined incentive credit allowed is 10 points.			<b>Incentives Awarded</b>	<b>3.66</b>

\*Performance calculation descriptions can be found in the FY 2018 RBWO PBP Measurements and Standards Guide.

### Child Protective Services Investigations and Dispositions

The following investigations data, which is not used for scoring but is considered significant to a provider's performance, is from Georgia SHINES and is not considered final or complete until the end of the fiscal year.

Total Reports:	1
Number Screened In:	0
Number Screened Out:	1
Number Substantiated:	0
Number Unsubstantiated:	0
Number Active CPS Investigations:	0



DHS, DFCS, Office of Provider Management  
**Performance-Based Placement Measures**  
**RBWO Provider GA+SCORECARD - CPA**



Report Quarter: Q4 FY2018

**Provider/Program Name: Lutheran Services of Georgia - Lutheran of Albany (731) - CPA**

1508 Whispering Pines Avenue, Albany, GA 31707

Phone: 229-432-7664

Vendor ID# 35450

**Quarterly Scores (Grades)**

Q1: 105.25 (A+)

Q2: 96.16 (A)

Q3: 88.14 (B+)

Q4: 85.80 (B)

**Current Quarter Score (Grade)**

**85.80%**

**(B)**

# New Foster Homes During Quarter: 0

# Children in Care During Quarter: 23

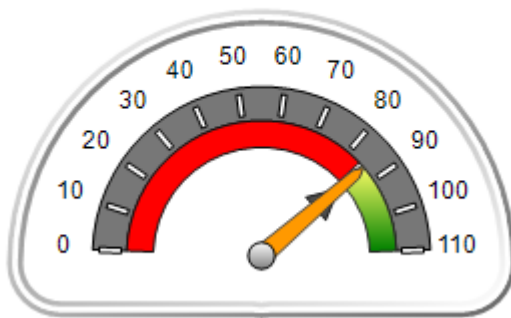
# Placements During Quarter: 23

# Children in Care On Last Day: 22

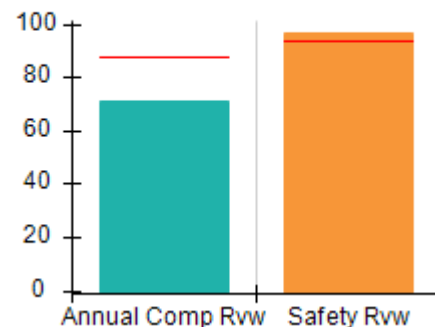
**Quarterly Provider Comparisons to All CPAs**

— indicates average for all CPAs

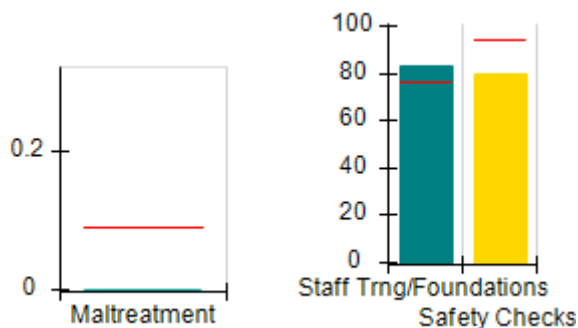
**Overall Score (%)**



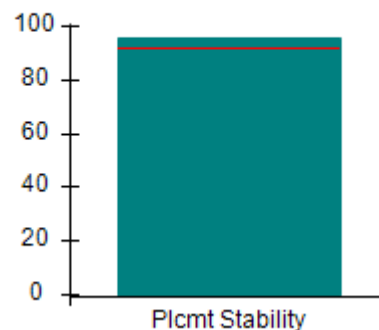
**OPM Monitoring Reviews (%)**



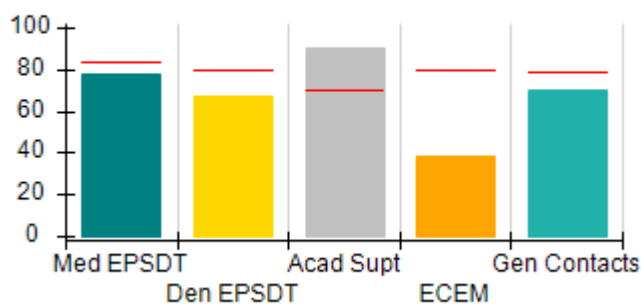
**Safety Outcomes (%)**



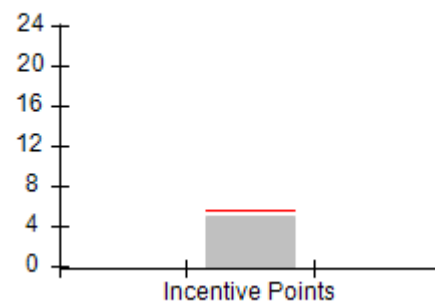
**Permanency Outcomes (%)**



**Well-Being Outcomes (%)**



**Incentives Earned (Points)**





DHS, DFCS, Office of Provider Management  
**Performance-Based Placement Measures**  
**RBWO Provider GA+SCORECARD - CPA**  
 Report Quarter: Q4 FY2018



**Provider/Program Name: Lutheran Services of Georgia - Lutheran of Albany (731) - CPA**

1508 Whispering Pines Avenue, Albany, GA 31707  Phone: 229-432-7664  Vendor ID# 35450		Quarterly Scores (Grades)		Current Quarter Score (Grade)
		Q1: 105.25 (A+)	Q2: 96.16 (A)	85.80%
		Q3: 88.14 (B+)	Q4: 85.80 (B)	(B)
# New Foster Homes During Quarter: 0		# Children in Care During Quarter: 23	# Placements During Quarter: 23	# Children in Care On Last Day: 22
	Avg Performance All CPAs (%)	Provider Performance (%)*	Possible Points (Weight)	Provider Points Earned
<b>OPM Monitoring Reviews</b>				
Annual Comprehensive Reviews	87%	71%	25	17.72
Safety Reviews	94%	96%	15	14.46
<b>Monitoring Sub-Total</b>			<b>40</b>	<b>32.18</b>
<b>CPA Safety Outcomes</b>				
Incidence of Maltreatment	0.09%	No Substantiated Reports	10	10.00
Staff Training	76%	83%	5	4.15
Staff Safety Checks	94%	80%	5	4.00
<b>Safety Sub-Total</b>			<b>20</b>	<b>18.15</b>
<b>CPA Permanency Outcomes</b>				
Placement Stability	92%	96%	15	14.40
<b>Permanency Sub-Total</b>			<b>15</b>	<b>14.40</b>
<b>CPA Well-Being Outcomes</b>				
EPSDT Medical Visits	84%	78%	4	3.12
EPSDT Dental Visits	80%	67%	4	2.68
Academic Supports	70%	90%	3	2.70
Provider ECEM Visits	80%	39%	7	2.73
Provider General Contacts	78%	70%	7	4.90
Placements with Siblings	65%	40%	Not Scored	Not Scored
Placements within Legal County	17%	0%	Not Scored	Not Scored
<b>Well-Being Sub-Total</b>			<b>25</b>	<b>16.13</b>

\*Performance calculation descriptions can be found in the FY 2018 RBWO PBP Measurements and Standards Guide.

<b>Monitoring &amp; Outcomes: Possible Points = 100</b>		<b>Points Earned: 80.86</b>	
<b>Score Before Incentives Credit</b>			<b>80.86%</b>
<b>Incentives Awarded</b>			<b>4.94 pts</b>
<b>PBP Verification</b>			<b>N/A pts</b>
<b>Total Score</b>			<b>85.80%</b>



**DHS, DFCS, Office of Provider Management**  
**Performance-Based Placement Measures**  
**RBWO Provider GA+SCORECARD - CPA**  
**Report Quarter: Q4 FY2018**



**Provider/Program Name: Lutheran Services of Georgia - Lutheran of Albany (731) - CPA**

# New Foster Homes During Quarter: 0		# Children in Care During Quarter: 23	# Placements During Quarter: 23	# Children in Care On Last Day: 22
CPA Incentive Credits	Avg Performance All CPAs (%)	Provider Performance (%)*	Possible Points (Weight)	Provider Points Earned
Early EPSDT Medical Visits		67%	2	1.34
Early EPSDT Dental Visits		25%	2	0.50
Permanency Contacts		22%	5	1.10
Additional Academic Supports		0%	2	0.00
Foster Hm Retention Rate (threshold = 90)		86%	2	0.00
Foster Hm Recruitment (threshold = 100)		0%	2	0.00
Active Agency Accreditation		50%	4	2.00
Staff Clinical Licensure		0%	5	0.00
<b>Incentives Total</b>	<b>5.45</b>		<b>24</b>	<b>4.94</b>
Maximum total combined incentive credit allowed is 10 points.			<b>Incentives Awarded</b>	<b>4.94</b>

\*Performance calculation descriptions can be found in the FY 2018 RBWO PBP Measurements and Standards Guide.

**Child Protective Services Investigations and Dispositions**

The following investigations data, which is not used for scoring but is considered significant to a provider's performance, is from Georgia SHINES and is not considered final or complete until the end of the fiscal year.

Total Reports:	2
Number Screened In:	2
Number Screened Out:	0
Number Substantiated:	0
Number Unsubstantiated:	2
Number Active CPS Investigations:	0



DHS, DFCS, Office of Provider Management

## Performance-Based Placement Measures

### RBWO Provider GA+SCORECARD - CPA



Report Quarter: Q4 FY2018

**Provider/Program Name: Lutheran Services of Georgia - Lutheran of Atlanta (728) - CPA**

230 Peachtree Street NW , Atlanta, GA 30303-1526

Phone: 404-591-7035

Vendor ID# 35451

#### Quarterly Scores (Grades)

Q1: 94.33 (A)

Q2: 96.78 (A)

Q3: 93.09 (A-)

Q4: 84.81 (B)

#### Current Quarter Score (Grade)

**84.81%**

**(B)**

# New Foster Homes During Quarter: 0

# Children in Care During Quarter: 39

# Placements During Quarter: 39

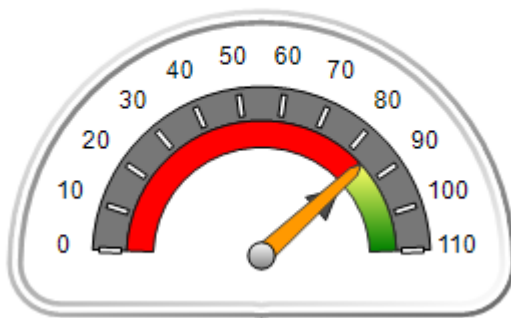
# Children in Care On Last Day: 31

### Quarterly Provider Comparisons to All CPAs

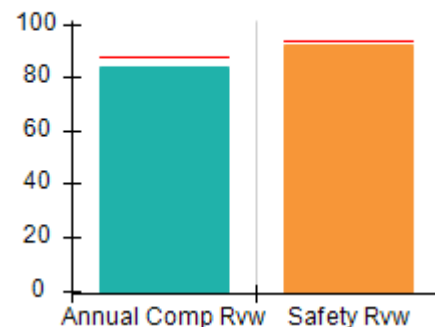


indicates average for all CPAs

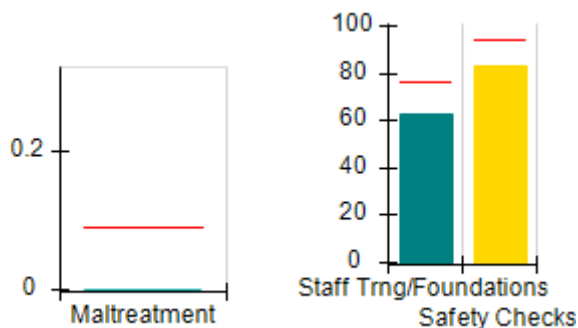
#### Overall Score (%)



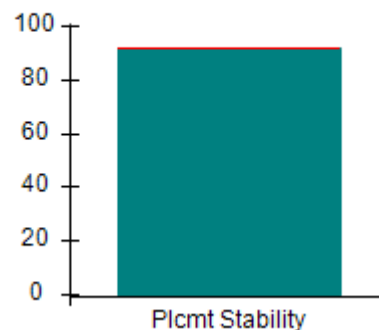
#### OPM Monitoring Reviews (%)



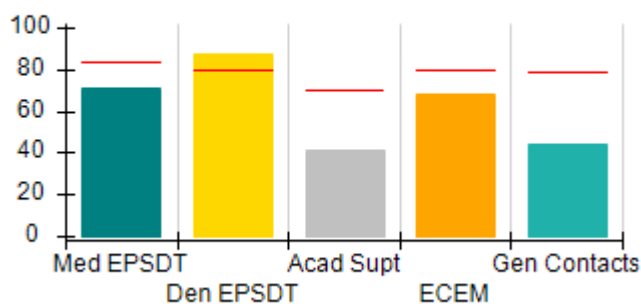
#### Safety Outcomes (%)



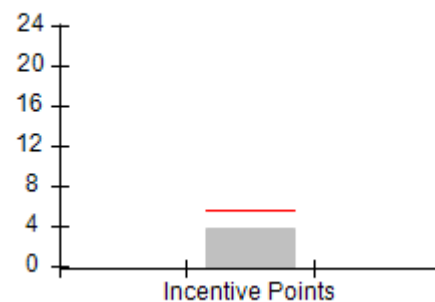
#### Permanency Outcomes (%)



#### Well-Being Outcomes (%)



#### Incentives Earned (Points)





DHS, DFCS, Office of Provider Management  
**Performance-Based Placement Measures**  
**RBWO Provider GA+SCORECARD - CPA**  
 Report Quarter: Q4 FY2018



**Provider/Program Name: Lutheran Services of Georgia - Lutheran of Atlanta (728) - CPA**

230 Peachtree Street NW , Atlanta, GA 30303-1526  Phone: 404-591-7035  Vendor ID# 35451		Quarterly Scores (Grades)		Current Quarter Score (Grade)
		Q1: 94.33 (A)	Q2: 96.78 (A)	84.81%
		Q3: 93.09 (A-)	Q4: 84.81 (B)	(B)
# New Foster Homes During Quarter: 0		# Children in Care During Quarter: 39	# Placements During Quarter: 39	# Children in Care On Last Day: 31
	Avg Performance All CPAs (%)	Provider Performance (%)*	Possible Points (Weight)	Provider Points Earned
<b>OPM Monitoring Reviews</b>				
Annual Comprehensive Reviews	87%	84%	25	20.90
Safety Reviews	94%	92%	15	13.76
<b>Monitoring Sub-Total</b>			<b>40</b>	<b>34.66</b>
<b>CPA Safety Outcomes</b>				
Incidence of Maltreatment	0.09%	No Substantiated Reports	10	10.00
Staff Training	76%	63%	5	3.15
Staff Safety Checks	94%	83%	5	4.15
<b>Safety Sub-Total</b>			<b>20</b>	<b>17.30</b>
<b>CPA Permanency Outcomes</b>				
Placement Stability	92%	92%	15	13.80
<b>Permanency Sub-Total</b>			<b>15</b>	<b>13.80</b>
<b>CPA Well-Being Outcomes</b>				
EPSDT Medical Visits	84%	71%	4	2.84
EPSDT Dental Visits	80%	87%	4	3.48
Academic Supports	70%	41%	3	1.23
Provider ECEM Visits	80%	68%	7	4.76
Provider General Contacts	78%	44%	7	3.08
Placements with Siblings	65%	84%	Not Scored	Not Scored
Placements within Legal County	17%	0%	Not Scored	Not Scored
<b>Well-Being Sub-Total</b>			<b>25</b>	<b>15.39</b>

\*Performance calculation descriptions can be found in the FY 2018 RBWO PBP Measurements and Standards Guide.

<b>Monitoring &amp; Outcomes: Possible Points = 100</b>	<b>Points Earned: 81.15</b>
<b>Score Before Incentives Credit</b>	<b>81.15%</b>
<b>Incentives Awarded</b>	<b>3.66 pts</b>
<b>PBP Verification</b>	<b>N/A pts</b>
<b>Total Score</b>	<b>84.81%</b>





**DHS, DFCS, Office of Provider Management**  
**Performance-Based Placement Measures**  
**RBWO Provider GA+SCORECARD - CPA**  
**Report Quarter: Q4 FY2018**



**Provider/Program Name: Lutheran Services of Georgia - Lutheran of Atlanta (728) - CPA**

# New Foster Homes During Quarter: 0		# Children in Care During Quarter: 39	# Placements During Quarter: 39	# Children in Care On Last Day: 31
CPA Incentive Credits	Avg Performance All CPAs (%)	Provider Performance (%)*	Possible Points (Weight)	Provider Points Earned
Early EPSDT Medical Visits		43%	2	0.86
Early EPSDT Dental Visits		40%	2	0.80
Permanency Contacts		0%	5	0.00
Additional Academic Supports		0%	2	0.00
Foster Hm Retention Rate (threshold = 90)		76%	2	0.00
Foster Hm Recruitment (threshold = 100)		0%	2	0.00
Active Agency Accreditation		50%	4	2.00
Staff Clinical Licensure		0%	5	0.00
<b>Incentives Total</b>	<b>5.45</b>		<b>24</b>	<b>3.66</b>
Maximum total combined incentive credit allowed is 10 points.			<b>Incentives Awarded</b>	<b>3.66</b>

\*Performance calculation descriptions can be found in the FY 2018 RBWO PBP Measurements and Standards Guide.

**Child Protective Services Investigations and Dispositions**

The following investigations data, which is not used for scoring but is considered significant to a provider's performance, is from Georgia SHINES and is not considered final or complete until the end of the fiscal year.

Total Reports:	3
Number Screened In:	2
Number Screened Out:	1
Number Substantiated:	0
Number Unsubstantiated:	2
Number Active CPS Investigations:	0



DHS, DFCS, Office of Provider Management

## Performance-Based Placement Measures

### RBWO Provider GA+SCORECARD - CPA



Report Quarter: Q4 FY2018

**Provider/Program Name: Lutheran Services of Georgia - Lutheran of Rome (4381) - CPA**

336 Broad Street, Rome, GA 30161

Phone: 706-512-1185

Vendor ID# 62037

#### Quarterly Scores (Grades)

Q1: 102.77 (A+)

Q2: 101.52 (A+)

Q3: 98.70 (A+)

Q4: 96.19 (A)

#### Current Quarter Score (Grade)

**96.19%**

**(A)**

# New Foster Homes During Quarter: 1

# Children in Care During Quarter: 30

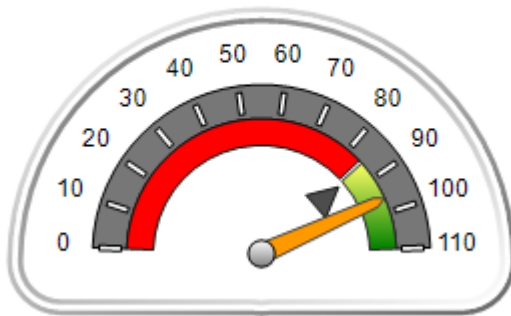
# Placements During Quarter: 30

# Children in Care On Last Day: 23

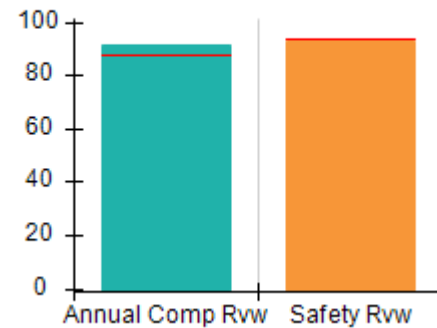
### Quarterly Provider Comparisons to All CPAs

— indicates average for all CPAs

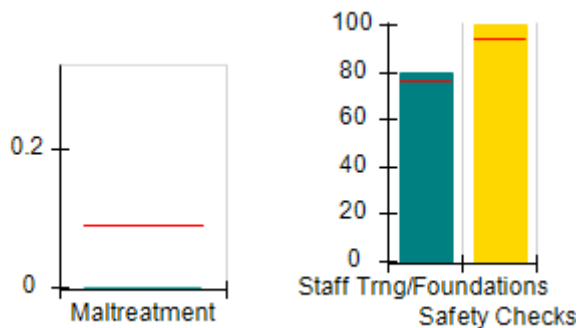
#### Overall Score (%)



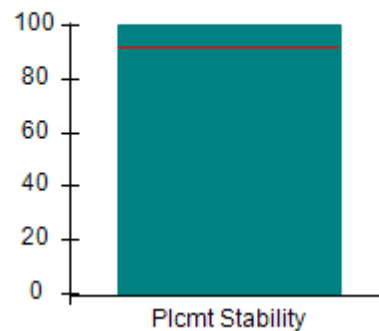
#### OPM Monitoring Reviews (%)



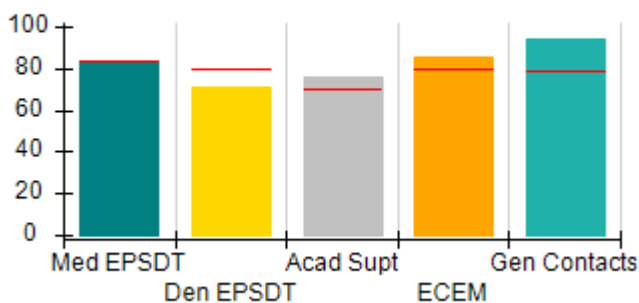
#### Safety Outcomes (%)



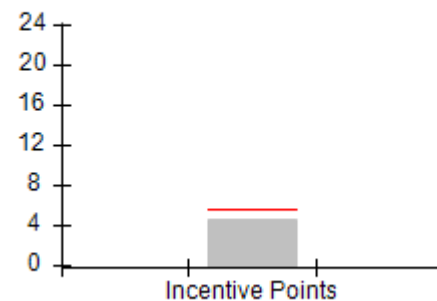
#### Permanency Outcomes (%)



#### Well-Being Outcomes (%)



#### Incentives Earned (Points)





DHS, DFCS, Office of Provider Management  
**Performance-Based Placement Measures**  
**RBWO Provider GA+SCORECARD - CPA**  
 Report Quarter: Q4 FY2018



**Provider/Program Name: Lutheran Services of Georgia - Lutheran of Rome (4381) - CPA**

<b>336 Broad Street, Rome, GA 30161</b>  <b>Phone: 706-512-1185</b>  <b>Vendor ID# 62037</b>		<b>Quarterly Scores (Grades)</b>		<b>Current Quarter Score (Grade)</b>
		<b>Q1: 102.77 (A+)</b>	<b>Q2: 101.52 (A+)</b>	<b>96.19%</b>
		<b>Q3: 98.70 (A+)</b>	<b>Q4: 96.19 (A)</b>	<b>(A)</b>
# New Foster Homes During Quarter: 1		# Children in Care During Quarter: 30	# Placements During Quarter: 30	# Children in Care On Last Day: 23
	<b>Avg Performance All CPAs (%)</b>	<b>Provider Performance (%)*</b>	<b>Possible Points (Weight)</b>	<b>Provider Points Earned</b>
<b>OPM Monitoring Reviews</b>				
Annual Comprehensive Reviews	87%	91%	25	22.77
Safety Reviews	94%	93%	15	13.93
<b>Monitoring Sub-Total</b>			<b>40</b>	<b>36.70</b>
<b>CPA Safety Outcomes</b>				
Incidence of Maltreatment	0.09%	No Substantiated Reports	10	10.00
Staff Training	76%	80%	5	4.00
Staff Safety Checks	94%	100%	5	5.00
<b>Safety Sub-Total</b>			<b>20</b>	<b>19.00</b>
<b>CPA Permanency Outcomes</b>				
Placement Stability	92%	100%	15	15.00
<b>Permanency Sub-Total</b>			<b>15</b>	<b>15.00</b>
<b>CPA Well-Being Outcomes</b>				
EPSDT Medical Visits	84%	83%	4	3.32
EPSDT Dental Visits	80%	71%	4	2.84
Academic Supports	70%	76%	3	2.28
Provider ECEM Visits	80%	85%	7	5.95
Provider General Contacts	78%	94%	7	6.58
Placements with Siblings	65%	74%	Not Scored	Not Scored
Placements within Legal County	17%	25%	Not Scored	Not Scored
<b>Well-Being Sub-Total</b>			<b>25</b>	<b>20.97</b>

\*Performance calculation descriptions can be found in the FY 2018 RBWO PBP Measurements and Standards Guide.

<b>Monitoring &amp; Outcomes: Possible Points = 100</b>		<b>Points Earned: 91.67</b>	
<b>Score Before Incentives Credit</b>			<b>91.67%</b>
<b>Incentives Awarded</b>			<b>4.52 pts</b>
<b>PBP Verification</b>			<b>N/A pts</b>
<b>Total Score</b>			<b>96.19%</b>



DHS, DFCS, Office of Provider Management  
**Performance-Based Placement Measures**  
**RBWO Provider GA+SCORECARD - CPA**  
Report Quarter: Q4 FY2018



**Provider/Program Name: Lutheran Services of Georgia - Lutheran of Rome (4381) - CPA**

# New Foster Homes During Quarter: 1		# Children in Care During Quarter: 30	# Placements During Quarter: 30	# Children in Care On Last Day: 23
CPA Incentive Credits	Avg Performance All CPAs (%)	Provider Performance (%)*	Possible Points (Weight)	Provider Points Earned
Early EPSDT Medical Visits		80%	2	1.60
Early EPSDT Dental Visits		42%	2	0.84
Permanency Contacts		0%	5	0.00
Additional Academic Supports		4%	2	0.08
Foster Hm Retention Rate (threshold = 90)		77%	2	0.00
Foster Hm Recruitment (threshold = 100)		33%	2	0.00
Active Agency Accreditation		50%	4	2.00
Staff Clinical Licensure		0%	5	0.00
<b>Incentives Total</b>	<b>5.45</b>		<b>24</b>	<b>4.52</b>
Maximum total combined incentive credit allowed is 10 points.			<b>Incentives Awarded</b>	<b>4.52</b>

\*Performance calculation descriptions can be found in the FY 2018 RBWO PBP Measurements and Standards Guide.

**Child Protective Services Investigations and Dispositions**

The following investigations data, which is not used for scoring but is considered significant to a provider's performance, is from Georgia SHINES and is not considered final or complete until the end of the fiscal year.

Total Reports:	0
Number Screened In:	0
Number Screened Out:	0
Number Substantiated:	0
Number Unsubstantiated:	0
Number Active CPS Investigations:	0



DHS, DFCS, Office of Provider Management  
**Performance-Based Placement Measures**  
**RBWO Provider GA+SCORECARD - CPA**



Report Quarter: Q4 FY2018

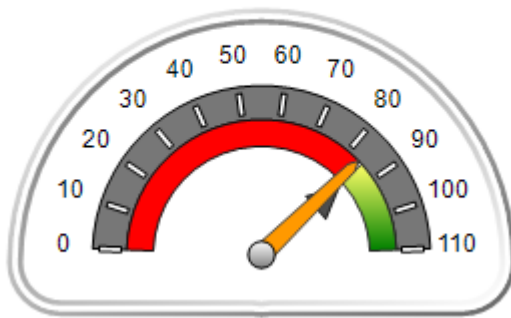
**Provider/Program Name: Lutheran Services of Georgia - Lutheran of Savannah (730) - CPA**

401 Mall Blvd. Suite 2F, Savannah, GA 31405 Phone: 912-353-8875 Vendor ID# 35452	Quarterly Scores (Grades)		Current Quarter Score (Grade)
	Q1: 96.92 (A)	Q2: 98.37 (A+)	83.74% (B-)
	Q3: 95.50 (A)	Q4: 83.74 (B-)	
# New Foster Homes During Quarter: 1	# Children in Care During Quarter: 32	# Placements During Quarter: 34	# Children in Care On Last Day: 22

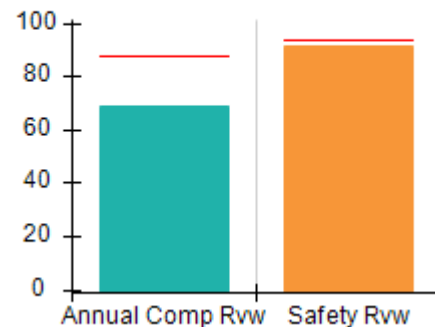
**Quarterly Provider Comparisons to All CPAs**

▼ — indicates average for all CPAs

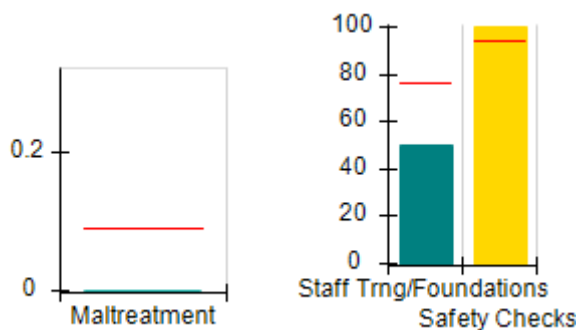
Overall Score (%)



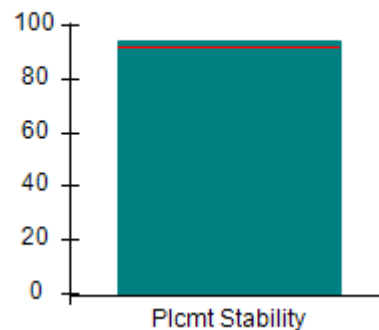
OPM Monitoring Reviews (%)



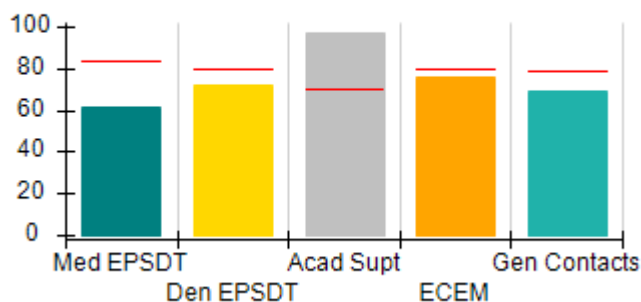
Safety Outcomes (%)



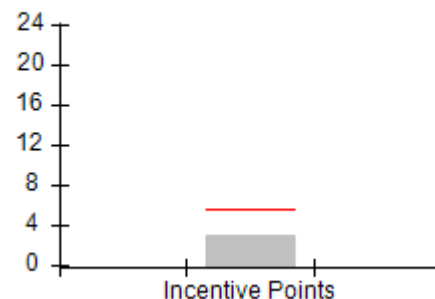
Permanency Outcomes (%)



Well-Being Outcomes (%)



Incentives Earned (Points)





DHS, DFCS, Office of Provider Management  
**Performance-Based Placement Measures**  
**RBWO Provider GA+SCORECARD - CPA**



Report Quarter: Q4 FY2018

**Provider/Program Name: Lutheran Services of Georgia - Lutheran of Savannah (730) - CPA**

<b>401 Mall Blvd. Suite 2F, Savannah, GA 31405</b>  <b>Phone: 912-353-8875</b>  <b>Vendor ID# 35452</b>		Quarterly Scores (Grades)		Current Quarter Score (Grade)
		Q1: 96.92 (A)	Q2: 98.37 (A+)	83.74%
		Q3: 95.50 (A)	Q4: 83.74 (B-)	(B-)
# New Foster Homes During Quarter: 1		# Children in Care During Quarter: 32	# Placements During Quarter: 34	# Children in Care On Last Day: 22
	Avg Performance All CPAs (%)	Provider Performance (%)*	Possible Points (Weight)	Provider Points Earned
<b>OPM Monitoring Reviews</b>				
Annual Comprehensive Reviews	87%	69%	25	17.22
Safety Reviews	94%	91%	15	13.71
<b>Monitoring Sub-Total</b>			<b>40</b>	<b>30.92</b>
<b>CPA Safety Outcomes</b>				
Incidence of Maltreatment	0.09%	No Substantiated Reports	10	10.00
Staff Training	76%	50%	5	2.50
Staff Safety Checks	94%	100%	5	5.00
<b>Safety Sub-Total</b>			<b>20</b>	<b>17.50</b>
<b>CPA Permanency Outcomes</b>				
Placement Stability	92%	94%	15	14.10
<b>Permanency Sub-Total</b>			<b>15</b>	<b>14.10</b>
<b>CPA Well-Being Outcomes</b>				
EPSDT Medical Visits	84%	61%	4	2.44
EPSDT Dental Visits	80%	72%	4	2.88
Academic Supports	70%	97%	3	2.91
Provider ECEM Visits	80%	76%	7	5.32
Provider General Contacts	78%	69%	7	4.83
Placements with Siblings	65%	100%	Not Scored	Not Scored
Placements within Legal County	17%	75%	Not Scored	Not Scored
<b>Well-Being Sub-Total</b>			<b>25</b>	<b>18.38</b>

\*Performance calculation descriptions can be found in the FY 2018 RBWO PBP Measurements and Standards Guide.

<b>Monitoring &amp; Outcomes: Possible Points = 100</b>		<b>Points Earned: 80.90</b>	
<b>Score Before Incentives Credit</b>			<b>80.90%</b>
<b>Incentives Awarded</b>			<b>2.84 pts</b>
<b>PBP Verification</b>			<b>N/A pts</b>
<b>Total Score</b>			<b>83.74%</b>



**DHS, DFCS, Office of Provider Management**  
**Performance-Based Placement Measures**  
**RBWO Provider GA+SCORECARD - CPA**



**Report Quarter: Q4 FY2018**

**Provider/Program Name: Lutheran Services of Georgia - Lutheran of Savannah (730) - CPA**

# New Foster Homes During Quarter: 1		# Children in Care During Quarter: 32	# Placements During Quarter: 34	# Children in Care On Last Day: 22
CPA Incentive Credits	Avg Performance All CPAs (%)	Provider Performance (%)*	Possible Points (Weight)	Provider Points Earned
Early EPSDT Medical Visits		20%	2	0.40
Early EPSDT Dental Visits		22%	2	0.44
Permanency Contacts		None Planned	5	
Additional Academic Supports		0%	2	0.00
Foster Hm Retention Rate (threshold = 90)		80%	2	0.00
Foster Hm Recruitment (threshold = 100)		50%	2	0.00
Active Agency Accreditation		50%	4	2.00
Staff Clinical Licensure		0%	5	0.00
<b>Incentives Total</b>	<b>5.45</b>		<b>24</b>	<b>2.84</b>
Maximum total combined incentive credit allowed is 10 points.			<b>Incentives Awarded</b>	<b>2.84</b>

\*Performance calculation descriptions can be found in the FY 2018 RBWO PBP Measurements and Standards Guide.

**Child Protective Services Investigations and Dispositions**

The following investigations data, which is not used for scoring but is considered significant to a provider's performance, is from Georgia SHINES and is not considered final or complete until the end of the fiscal year.

Total Reports:	0
Number Screened In:	0
Number Screened Out:	0
Number Substantiated:	0
Number Unsubstantiated:	0
Number Active CPS Investigations:	0



DHS, DFCS, Office of Provider Management  
**Performance-Based Placement Measures**  
**RBWO Provider GA+SCORECARD - CPA**  
Report Quarter: Q4 FY2018



**Provider/Program Name: Mentor Network - Albany (733) - CPA**

2200 Watergate Court, Albany, GA 31707

Phone: 229-435-6601

Vendor ID# 35498

**Quarterly Scores (Grades)**

Q1: 96.85 (A)

Q2: 96.40 (A)

Q3: 100.57 (A+)

Q4: 97.58 (A+)

**Current Quarter Score (Grade)**

**97.58%**

**(A+)**

# New Foster Homes During Quarter: 5

# Children in Care During Quarter: 115

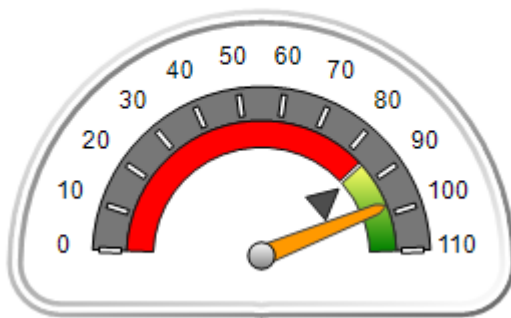
# Placements During Quarter: 124

# Children in Care On Last Day: 92

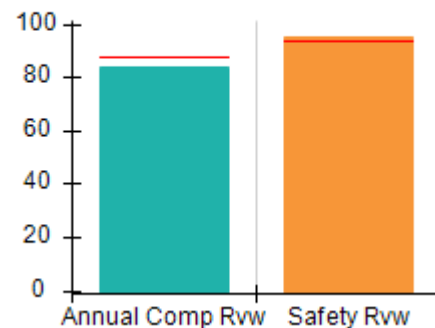
**Quarterly Provider Comparisons to All CPAs**

— indicates average for all CPAs

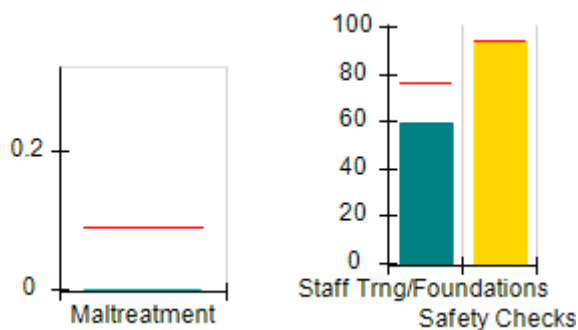
**Overall Score (%)**



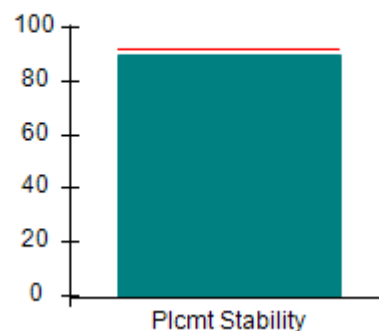
**OPM Monitoring Reviews (%)**



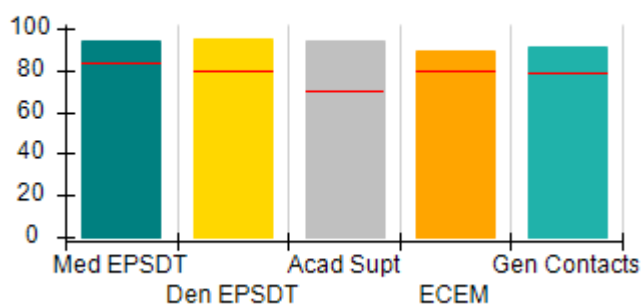
**Safety Outcomes (%)**



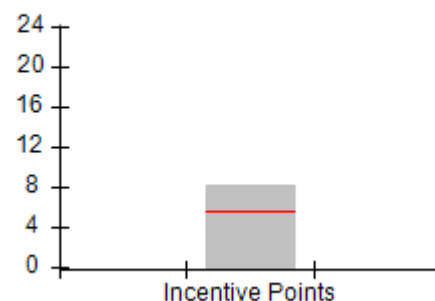
**Permanency Outcomes (%)**



**Well-Being Outcomes (%)**



**Incentives Earned (Points)**







DHS, DFCS, Office of Provider Management  
**Performance-Based Placement Measures**  
**RBWO Provider GA+SCORECARD - CPA**  
 Report Quarter: Q4 FY2018



**Provider/Program Name: Mentor Network - Albany (733) - CPA**

2200 Watergate Court, Albany, GA 31707  Phone: 229-435-6601  Vendor ID# 35498		Quarterly Scores (Grades)		Current Quarter Score (Grade)
		Q1: 96.85 (A)	Q2: 96.40 (A)	97.58%
		Q3: 100.57 (A+)	Q4: 97.58 (A+)	(A+)
# New Foster Homes During Quarter: 5		# Children in Care During Quarter: 115	# Placements During Quarter: 124	# Children in Care On Last Day: 92
	Avg Performance All CPAs (%)	Provider Performance (%)*	Possible Points (Weight)	Provider Points Earned
<b>OPM Monitoring Reviews</b>				
Annual Comprehensive Reviews	87%	84%	25	21.02
Safety Reviews	94%	95%	15	14.25
<b>Monitoring Sub-Total</b>			<b>40</b>	<b>35.26</b>
<b>CPA Safety Outcomes</b>				
Incidence of Maltreatment	0.09%	No Substantiated Reports	10	10.00
Staff Training	76%	59%	5	2.95
Staff Safety Checks	94%	93%	5	4.65
<b>Safety Sub-Total</b>			<b>20</b>	<b>17.60</b>
<b>CPA Permanency Outcomes</b>				
Placement Stability	92%	90%	15	13.50
<b>Permanency Sub-Total</b>			<b>15</b>	<b>13.50</b>
<b>CPA Well-Being Outcomes</b>				
EPSDT Medical Visits	84%	94%	4	3.76
EPSDT Dental Visits	80%	95%	4	3.80
Academic Supports	70%	94%	3	2.82
Provider ECEM Visits	80%	89%	7	6.23
Provider General Contacts	78%	91%	7	6.37
Placements with Siblings	65%	48%	Not Scored	Not Scored
Placements within Legal County	17%	26%	Not Scored	Not Scored
<b>Well-Being Sub-Total</b>			<b>25</b>	<b>22.98</b>

\*Performance calculation descriptions can be found in the FY 2018 RBWO PBP Measurements and Standards Guide.

<b>Monitoring &amp; Outcomes: Possible Points = 100</b>		<b>Points Earned: 89.34</b>	
<b>Score Before Incentives Credit</b>			<b>89.34%</b>
<b>Incentives Awarded</b>			<b>8.24 pts</b>
<b>PBP Verification</b>			<b>N/A pts</b>
<b>Total Score</b>			<b>97.58%</b>



**DHS, DFCS, Office of Provider Management**  
**Performance-Based Placement Measures**  
**RBWO Provider GA+SCORECARD - CPA**  
**Report Quarter: Q4 FY2018**



**Provider/Program Name: Mentor Network - Albany (733) - CPA**

# New Foster Homes During Quarter: 5		# Children in Care During Quarter: 115	# Placements During Quarter: 124	# Children in Care On Last Day: 92
CPA Incentive Credits	Avg Performance All CPAs (%)	Provider Performance (%)*	Possible Points (Weight)	Provider Points Earned
Early EPSDT Medical Visits		83%	2	1.66
Early EPSDT Dental Visits		90%	2	1.80
Permanency Contacts		0%	5	0.00
Additional Academic Supports		14%	2	0.28
Foster Hm Retention Rate (threshold = 90)		69%	2	0.00
Foster Hm Recruitment (threshold = 100)		125%	2	2.00
Active Agency Accreditation		50%	4	2.00
Staff Clinical Licensure		10%	5	0.50
<b>Incentives Total</b>	<b>5.45</b>		<b>24</b>	<b>8.24</b>
Maximum total combined incentive credit allowed is 10 points.			<b>Incentives Awarded</b>	<b>8.24</b>

\*Performance calculation descriptions can be found in the FY 2018 RBWO PBP Measurements and Standards Guide.

**Child Protective Services Investigations and Dispositions**

The following investigations data, which is not used for scoring but is considered significant to a provider's performance, is from Georgia SHINES and is not considered final or complete until the end of the fiscal year.

Total Reports:	8
Number Screened In:	4
Number Screened Out:	4
Number Substantiated:	0
Number Unsubstantiated:	3
Number Active CPS Investigations:	1



DHS, DFCS, Office of Provider Management  
**Performance-Based Placement Measures**  
**RBWO Provider GA+SCORECARD - CPA**  
Report Quarter: Q4 FY2018



**Provider/Program Name: Mentor Network - Mentor Athens (734) - CPA**

185 Ben Burton Circle, Bogart, GA 30622

Phone: 706-425-1814

Vendor ID# 35497

**Quarterly Scores (Grades)**

Q1: 103.34 (A+)

Q2: 90.60 (A-)

Q3: 103.08 (A+)

Q4: 94.57 (A)

**Current Quarter Score (Grade)**

**94.57%**

**(A)**

# New Foster Homes During Quarter: 0

# Children in Care During Quarter: 41

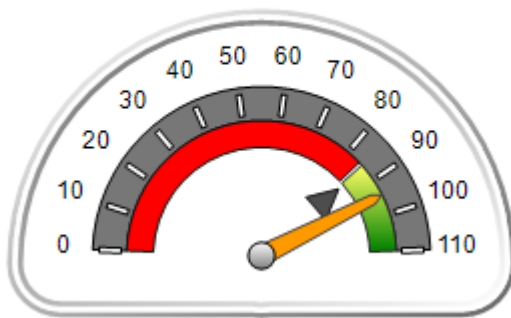
# Placements During Quarter: 41

# Children in Care On Last Day: 30

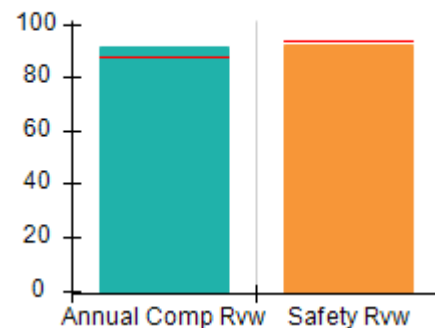
**Quarterly Provider Comparisons to All CPAs**

— indicates average for all CPAs

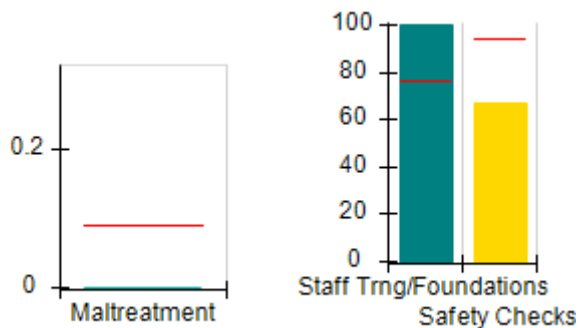
**Overall Score (%)**



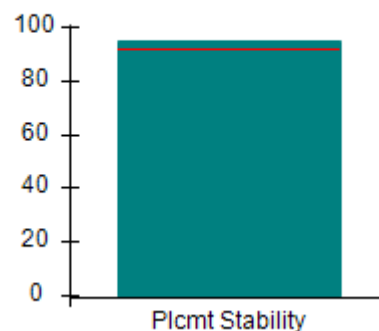
**OPM Monitoring Reviews (%)**



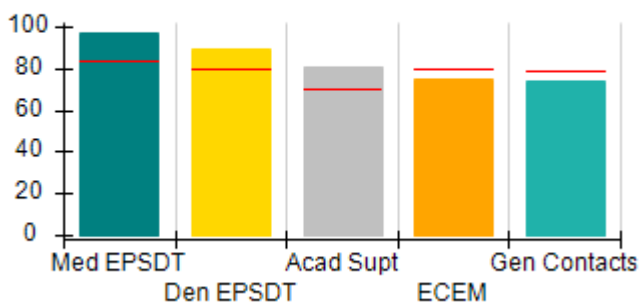
**Safety Outcomes (%)**



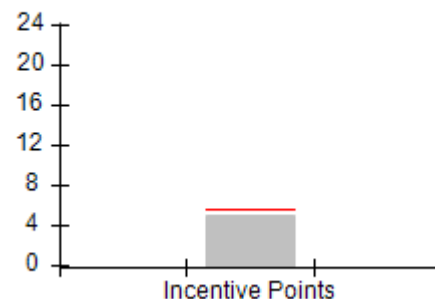
**Permanency Outcomes (%)**



**Well-Being Outcomes (%)**



**Incentives Earned (Points)**





DHS, DFCS, Office of Provider Management  
**Performance-Based Placement Measures**  
**RBWO Provider GA+SCORECARD - CPA**  
**Report Quarter: Q4 FY2018**



**Provider/Program Name: Mentor Network - Mentor Athens (734) - CPA**

<b>185 Ben Burton Circle, Bogart, GA 30622</b>  <b>Phone: 706-425-1814</b>  <b>Vendor ID# 35497</b>		Quarterly Scores (Grades)		Current Quarter Score (Grade)
		Q1: 103.34 (A+)	Q2: 90.60 (A-)	94.57%
		Q3: 103.08 (A+)	Q4: 94.57 (A)	(A)
# New Foster Homes During Quarter: 0		# Children in Care During Quarter: 41	# Placements During Quarter: 41	# Children in Care On Last Day: 30
	Avg Performance All CPAs (%)	Provider Performance (%)*	Possible Points (Weight)	Provider Points Earned
<b>OPM Monitoring Reviews</b>				
Annual Comprehensive Reviews	87%	91%	25	22.81
Safety Reviews	94%	92%	15	13.82
<b>Monitoring Sub-Total</b>			<b>40</b>	<b>36.63</b>
<b>CPA Safety Outcomes</b>				
Incidence of Maltreatment	0.09%	No Substantiated Reports	10	10.00
Staff Training	76%	100%	5	5.00
Staff Safety Checks	94%	67%	5	3.35
<b>Safety Sub-Total</b>			<b>20</b>	<b>18.35</b>
<b>CPA Permanency Outcomes</b>				
Placement Stability	92%	95%	15	14.25
<b>Permanency Sub-Total</b>			<b>15</b>	<b>14.25</b>
<b>CPA Well-Being Outcomes</b>				
EPSDT Medical Visits	84%	97%	4	3.88
EPSDT Dental Visits	80%	89%	4	3.56
Academic Supports	70%	81%	3	2.43
Provider ECEM Visits	80%	75%	7	5.25
Provider General Contacts	78%	74%	7	5.18
Placements with Siblings	65%	68%	Not Scored	Not Scored
Placements within Legal County	17%	0%	Not Scored	Not Scored
<b>Well-Being Sub-Total</b>			<b>25</b>	<b>20.30</b>

\*Performance calculation descriptions can be found in the FY 2018 RBWO PBP Measurements and Standards Guide.

<b>Monitoring &amp; Outcomes: Possible Points = 100</b>	<b>Points Earned: 89.53</b>
<b>Score Before Incentives Credit</b>	<b>89.53%</b>
<b>Incentives Awarded</b>	<b>5.04 pts</b>
<b>PBP Verification</b>	<b>N/A pts</b>
<b>Total Score</b>	<b>94.57%</b>



**DHS, DFCS, Office of Provider Management**  
**Performance-Based Placement Measures**  
**RBWO Provider GA+SCORECARD - CPA**  
**Report Quarter: Q4 FY2018**



**Provider/Program Name: Mentor Network - Mentor Athens (734) - CPA**

# New Foster Homes During Quarter: 0		# Children in Care During Quarter: 41	# Placements During Quarter: 41	# Children in Care On Last Day: 30
CPA Incentive Credits	Avg Performance All CPAs (%)	Provider Performance (%)*	Possible Points (Weight)	Provider Points Earned
Early EPSDT Medical Visits		100%	2	2.00
Early EPSDT Dental Visits		50%	2	1.00
Permanency Contacts		None Planned	5	
Additional Academic Supports		2%	2	0.04
Foster Hm Retention Rate (threshold = 90)		53%	2	0.00
Foster Hm Recruitment (threshold = 100)		0%	2	0.00
Active Agency Accreditation		50%	4	2.00
Staff Clinical Licensure		0%	5	0.00
<b>Incentives Total</b>	<b>5.45</b>		<b>24</b>	<b>5.04</b>
Maximum total combined incentive credit allowed is 10 points.			<b>Incentives Awarded</b>	<b>5.04</b>

\*Performance calculation descriptions can be found in the FY 2018 RBWO PBP Measurements and Standards Guide.

**Child Protective Services Investigations and Dispositions**

The following investigations data, which is not used for scoring but is considered significant to a provider's performance, is from Georgia SHINES and is not considered final or complete until the end of the fiscal year.

Total Reports:	5
Number Screened In:	1
Number Screened Out:	4
Number Substantiated:	0
Number Unsubstantiated:	2
Number Active CPS Investigations:	-1



DHS, DFCS, Office of Provider Management  
**Performance-Based Placement Measures**  
**RBWO Provider GA+SCORECARD - CPA**  
Report Quarter: Q4 FY2018



**Provider/Program Name: Mentor Network - Mentor Atlanta (736) - CPA**

2302 Parklake Drive, Atlanta, GA 30345

Phone: 470-362-7216

Vendor ID# 35493

**Quarterly Scores (Grades)**

Q1: 100.55 (A+)

Q2: 99.58 (A+)

Q3: 97.36 (A+)

Q4: 100.63 (A+)

**Current Quarter Score (Grade)**

**100.63%**  
**(A+)**

# New Foster Homes During Quarter: 3

# Children in Care During  
Quarter: 70

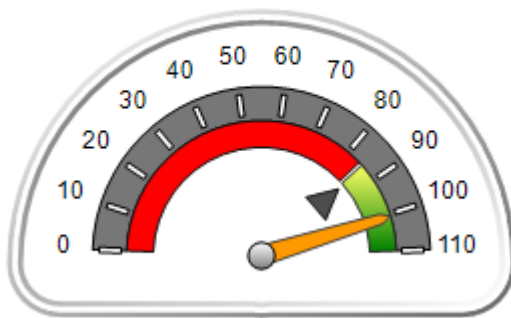
# Placements During  
Quarter: 71

# Children in Care On Last  
Day: 61

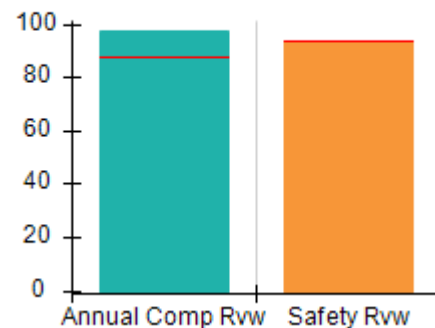
**Quarterly Provider Comparisons to All CPAs**

— indicates average for all CPAs

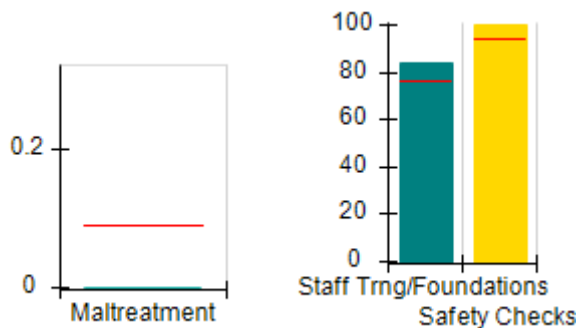
**Overall Score (%)**



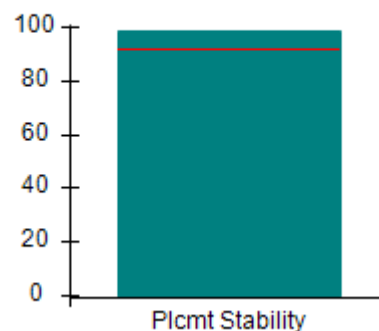
**OPM Monitoring Reviews (%)**



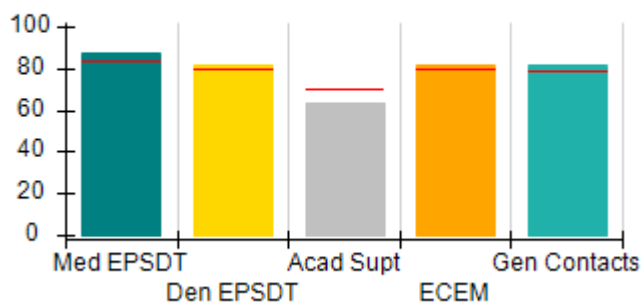
**Safety Outcomes (%)**



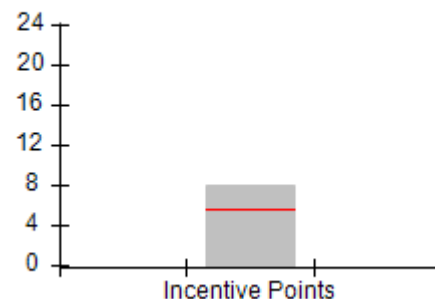
**Permanency Outcomes (%)**



**Well-Being Outcomes (%)**



**Incentives Earned (Points)**





DHS, DFCS, Office of Provider Management  
**Performance-Based Placement Measures**  
**RBWO Provider GA+SCORECARD - CPA**  
 Report Quarter: Q4 FY2018



**Provider/Program Name: Mentor Network - Mentor Atlanta (736) - CPA**

2302 Parklake Drive, Atlanta, GA 30345  Phone: 470-362-7216  Vendor ID# 35493		Quarterly Scores (Grades)		Current Quarter Score (Grade)
		Q1: 100.55 (A+)	Q2: 99.58 (A+)	100.63% (A+)
		Q3: 97.36 (A+)	Q4: 100.63 (A+)	
# New Foster Homes During Quarter: 3		# Children in Care During Quarter: 70	# Placements During Quarter: 71	# Children in Care On Last Day: 61
	Avg Performance All CPAs (%)	Provider Performance (%)*	Possible Points (Weight)	Provider Points Earned
<b>OPM Monitoring Reviews</b>				
Annual Comprehensive Reviews	87%	97%	25	24.36
Safety Reviews	94%	94%	15	14.10
<b>Monitoring Sub-Total</b>			<b>40</b>	<b>38.45</b>
<b>CPA Safety Outcomes</b>				
Incidence of Maltreatment	0.09%	No Substantiated Reports	10	10.00
Staff Training	76%	84%	5	4.20
Staff Safety Checks	94%	100%	5	5.00
<b>Safety Sub-Total</b>			<b>20</b>	<b>19.20</b>
<b>CPA Permanency Outcomes</b>				
Placement Stability	92%	99%	15	14.85
<b>Permanency Sub-Total</b>			<b>15</b>	<b>14.85</b>
<b>CPA Well-Being Outcomes</b>				
EPSDT Medical Visits	84%	87%	4	3.48
EPSDT Dental Visits	80%	82%	4	3.28
Academic Supports	70%	63%	3	1.89
Provider ECEM Visits	80%	82%	7	5.74
Provider General Contacts	78%	82%	7	5.74
Placements with Siblings	65%	60%	Not Scored	Not Scored
Placements within Legal County	17%	0%	Not Scored	Not Scored
<b>Well-Being Sub-Total</b>			<b>25</b>	<b>20.13</b>

\*Performance calculation descriptions can be found in the FY 2018 RBWO PBP Measurements and Standards Guide.

<b>Monitoring &amp; Outcomes: Possible Points = 100</b>	<b>Points Earned: 92.63</b>
<b>Score Before Incentives Credit</b>	<b>92.63%</b>
<b>Incentives Awarded</b>	<b>8.00 pts</b>
<b>PBP Verification</b>	<b>N/A pts</b>
<b>Total Score</b>	<b>100.63%</b>



DHS, DFCS, Office of Provider Management  
**Performance-Based Placement Measures**  
**RBWO Provider GA+SCORECARD - CPA**  
Report Quarter: Q4 FY2018



**Provider/Program Name: Mentor Network - Mentor Atlanta (736) - CPA**

# New Foster Homes During Quarter: 3		# Children in Care During Quarter: 70	# Placements During Quarter: 71	# Children in Care On Last Day: 61
CPA Incentive Credits	Avg Performance All CPAs (%)	Provider Performance (%)*	Possible Points (Weight)	Provider Points Earned
Early EPSDT Medical Visits		55%	2	1.10
Early EPSDT Dental Visits		45%	2	0.90
Permanency Contacts		0%	5	0.00
Additional Academic Supports		0%	2	0.00
Foster Hm Retention Rate (threshold = 90)		91%	2	2.00
Foster Hm Recruitment (threshold = 100)		75%	2	0.00
Active Agency Accreditation		100%	4	4.00
Staff Clinical Licensure		0%	5	0.00
<b>Incentives Total</b>	<b>5.45</b>		<b>24</b>	<b>8.00</b>
Maximum total combined incentive credit allowed is 10 points.			<b>Incentives Awarded</b>	<b>8.00</b>

\*Performance calculation descriptions can be found in the FY 2018 RBWO PBP Measurements and Standards Guide.

**Child Protective Services Investigations and Dispositions**

The following investigations data, which is not used for scoring but is considered significant to a provider's performance, is from Georgia SHINES and is not considered final or complete until the end of the fiscal year.

Total Reports:	2
Number Screened In:	1
Number Screened Out:	1
Number Substantiated:	0
Number Unsubstantiated:	0
Number Active CPS Investigations:	1





DHS, DFCS, Office of Provider Management  
**Performance-Based Placement Measures**  
**RBWO Provider GA+SCORECARD - CPA**  
Report Quarter: Q4 FY2018



**Provider/Program Name: Mentor Network - Mentor Augusta (737) - CPA**

4210 Columbia Rd., Martinez, GA 30907

Phone: 706-868-5268

Vendor ID# 35495

**Quarterly Scores (Grades)**

Q1: 96.51 (A)

Q2: 98.26 (A+)

Q3: 100.47 (A+)

Q4: 95.74 (A)

**Current Quarter Score (Grade)**

**95.74%**  
**(A)**

# New Foster Homes During Quarter: 2

# Children in Care During Quarter: 50

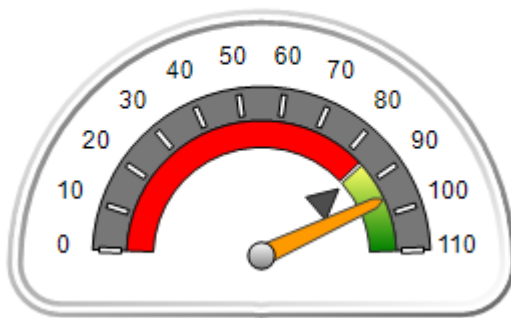
# Placements During Quarter: 63

# Children in Care On Last Day: 40

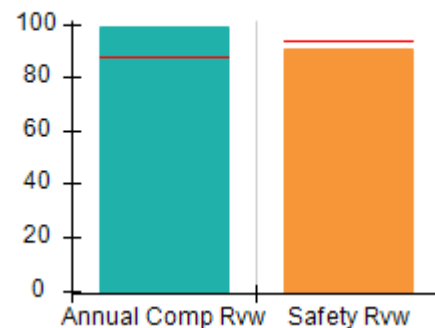
**Quarterly Provider Comparisons to All CPAs**

— indicates average for all CPAs

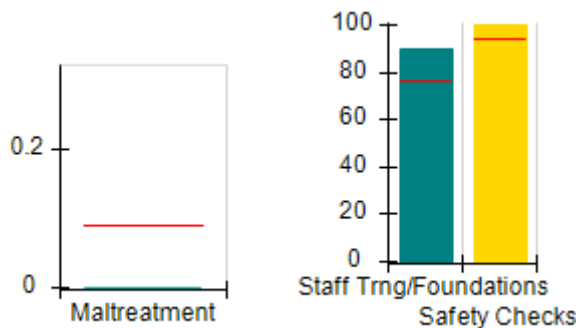
**Overall Score (%)**



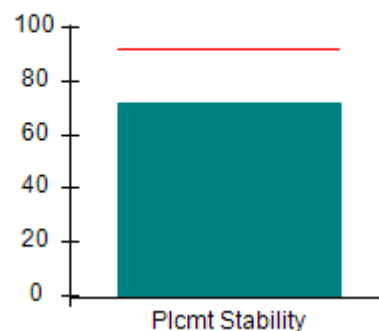
**OPM Monitoring Reviews (%)**



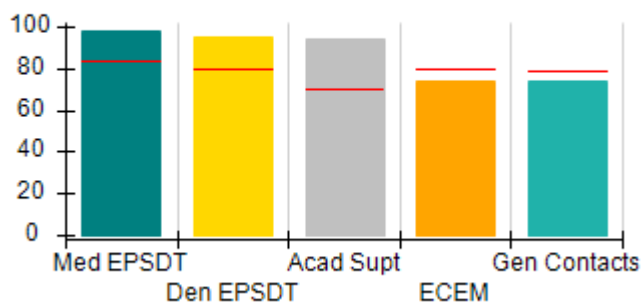
**Safety Outcomes (%)**



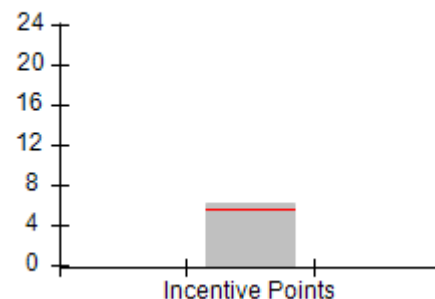
**Permanency Outcomes (%)**



**Well-Being Outcomes (%)**



**Incentives Earned (Points)**





DHS, DFCS, Office of Provider Management  
**Performance-Based Placement Measures**  
**RBWO Provider GA+SCORECARD - CPA**  
 Report Quarter: Q4 FY2018



**Provider/Program Name: Mentor Network - Mentor Augusta (737) - CPA**

4210 Columbia Rd., Martinez, GA 30907 Phone: 706-868-5268 Vendor ID# 35495		Quarterly Scores (Grades)		Current Quarter Score (Grade)
		Q1: 96.51 (A)	Q2: 98.26 (A+)	95.74%
		Q3: 100.47 (A+)	Q4: 95.74 (A)	(A)
# New Foster Homes During Quarter: 2		# Children in Care During Quarter: 50	# Placements During Quarter: 63	# Children in Care On Last Day: 40
	Avg Performance All CPAs (%)	Provider Performance (%)*	Possible Points (Weight)	Provider Points Earned
<b>OPM Monitoring Reviews</b>				
Annual Comprehensive Reviews	87%	99%	25	24.69
Safety Reviews	94%	91%	15	13.61
<b>Monitoring Sub-Total</b>			<b>40</b>	<b>38.30</b>
<b>CPA Safety Outcomes</b>				
Incidence of Maltreatment	0.09%	No Substantiated Reports	10	10.00
Staff Training	76%	90%	5	4.50
Staff Safety Checks	94%	100%	5	5.00
<b>Safety Sub-Total</b>			<b>20</b>	<b>19.50</b>
<b>CPA Permanency Outcomes</b>				
Placement Stability	92%	72%	15	10.80
<b>Permanency Sub-Total</b>			<b>15</b>	<b>10.80</b>
<b>CPA Well-Being Outcomes</b>				
EPSDT Medical Visits	84%	98%	4	3.92
EPSDT Dental Visits	80%	95%	4	3.80
Academic Supports	70%	94%	3	2.82
Provider ECEM Visits	80%	74%	7	5.18
Provider General Contacts	78%	74%	7	5.18
Placements with Siblings	65%	69%	Not Scored	Not Scored
Placements within Legal County	17%	73%	Not Scored	Not Scored
<b>Well-Being Sub-Total</b>			<b>25</b>	<b>20.90</b>

\*Performance calculation descriptions can be found in the FY 2018 RBWO PBP Measurements and Standards Guide.

<b>Monitoring &amp; Outcomes: Possible Points = 100</b>		<b>Points Earned: 89.50</b>	
<b>Score Before Incentives Credit</b>			<b>89.50%</b>
<b>Incentives Awarded</b>			<b>6.24 pts</b>
<b>PBP Verification</b>			<b>N/A pts</b>
<b>Total Score</b>			<b>95.74%</b>



DHS, DFCS, Office of Provider Management  
**Performance-Based Placement Measures**  
**RBWO Provider GA+SCORECARD - CPA**  
Report Quarter: Q4 FY2018



**Provider/Program Name: Mentor Network - Mentor Augusta (737) - CPA**

# New Foster Homes During Quarter: 2		# Children in Care During Quarter: 50	# Placements During Quarter: 63	# Children in Care On Last Day: 40
CPA Incentive Credits	Avg Performance All CPAs (%)	Provider Performance (%)*	Possible Points (Weight)	Provider Points Earned
Early EPSDT Medical Visits		100%	2	2.00
Early EPSDT Dental Visits		87%	2	1.74
Permanency Contacts		10%	5	0.50
Additional Academic Supports		0%	2	0.00
Foster Hm Retention Rate (threshold = 90)		88%	2	0.00
Foster Hm Recruitment (threshold = 100)		50%	2	0.00
Active Agency Accreditation		50%	4	2.00
Staff Clinical Licensure		0%	5	0.00
<b>Incentives Total</b>	<b>5.45</b>		<b>24</b>	<b>6.24</b>
Maximum total combined incentive credit allowed is 10 points.			<b>Incentives Awarded</b>	<b>6.24</b>

\*Performance calculation descriptions can be found in the FY 2018 RBWO PBP Measurements and Standards Guide.

**Child Protective Services Investigations and Dispositions**

The following investigations data, which is not used for scoring but is considered significant to a provider's performance, is from Georgia SHINES and is not considered final or complete until the end of the fiscal year.

Total Reports:	2
Number Screened In:	0
Number Screened Out:	2
Number Substantiated:	0
Number Unsubstantiated:	1
Number Active CPS Investigations:	-1



DHS, DFCS, Office of Provider Management  
**Performance-Based Placement Measures**  
**RBWO Provider GA+SCORECARD - CPA**  
Report Quarter: Q4 FY2018



**Provider/Program Name: Mentor Network - Mentor Macon (740) - CPA**

120-B Osgian Blvd., Warner Robins, GA 31088

Phone: 478-333-2971

Vendor ID# 35496

**Quarterly Scores (Grades)**

Q1: 100.89 (A+)

Q2: 100.27 (A+)

Q3: 98.77 (A+)

Q4: 98.84 (A+)

**Current Quarter Score (Grade)**

**98.84%**

**(A+)**

# New Foster Homes During Quarter: 4

# Children in Care During Quarter: 111

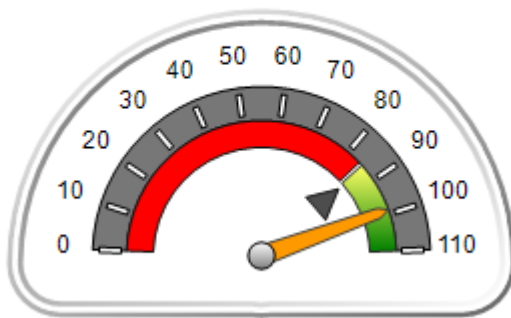
# Placements During Quarter: 114

# Children in Care On Last Day: 89

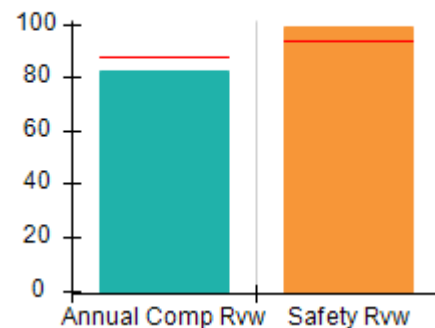
**Quarterly Provider Comparisons to All CPAs**

— indicates average for all CPAs

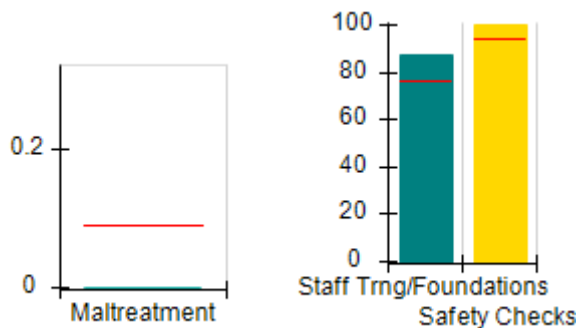
**Overall Score (%)**



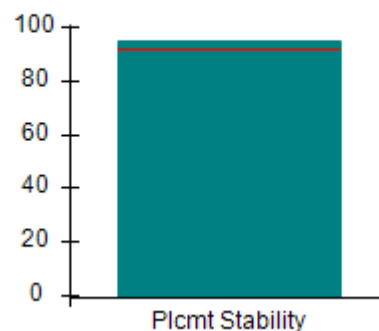
**OPM Monitoring Reviews (%)**



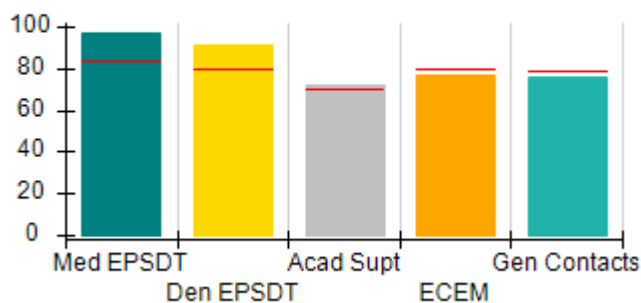
**Safety Outcomes (%)**



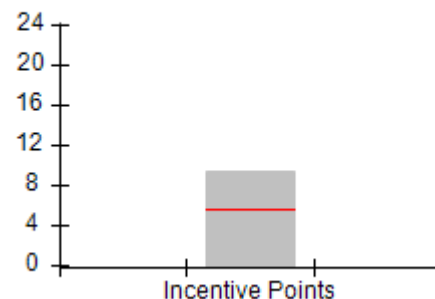
**Permanency Outcomes (%)**



**Well-Being Outcomes (%)**



**Incentives Earned (Points)**





DHS, DFCS, Office of Provider Management  
**Performance-Based Placement Measures**  
**RBWO Provider GA+SCORECARD - CPA**  
 Report Quarter: Q4 FY2018



**Provider/Program Name: Mentor Network - Mentor Macon (740) - CPA**

120-B Osgian Blvd., Warner Robins, GA 31088  Phone: 478-333-2971  Vendor ID# 35496		Quarterly Scores (Grades)		Current Quarter Score (Grade)
		Q1: 100.89 (A+)	Q2: 100.27 (A+)	98.84%
		Q3: 98.77 (A+)	Q4: 98.84 (A+)	(A+)
# New Foster Homes During Quarter: 4		# Children in Care During Quarter: 111	# Placements During Quarter: 114	# Children in Care On Last Day: 89
	Avg Performance All CPAs (%)	Provider Performance (%)*	Possible Points (Weight)	Provider Points Earned
<b>OPM Monitoring Reviews</b>				
Annual Comprehensive Reviews	87%	83%	25	20.64
Safety Reviews	94%	99%	15	14.87
<b>Monitoring Sub-Total</b>			<b>40</b>	<b>35.51</b>
<b>CPA Safety Outcomes</b>				
Incidence of Maltreatment	0.09%	No Substantiated Reports	10	10.00
Staff Training	76%	87%	5	4.35
Staff Safety Checks	94%	100%	5	5.00
<b>Safety Sub-Total</b>			<b>20</b>	<b>19.35</b>
<b>CPA Permanency Outcomes</b>				
Placement Stability	92%	95%	15	14.25
<b>Permanency Sub-Total</b>			<b>15</b>	<b>14.25</b>
<b>CPA Well-Being Outcomes</b>				
EPSDT Medical Visits	84%	97%	4	3.88
EPSDT Dental Visits	80%	91%	4	3.64
Academic Supports	70%	72%	3	2.16
Provider ECEM Visits	80%	77%	7	5.39
Provider General Contacts	78%	76%	7	5.32
Placements with Siblings	65%	79%	Not Scored	Not Scored
Placements within Legal County	17%	8%	Not Scored	Not Scored
<b>Well-Being Sub-Total</b>			<b>25</b>	<b>20.39</b>

\*Performance calculation descriptions can be found in the FY 2018 RBWO PBP Measurements and Standards Guide.

<b>Monitoring &amp; Outcomes: Possible Points = 100</b>		<b>Points Earned: 89.50</b>	
<b>Score Before Incentives Credit</b>			<b>89.50%</b>
<b>Incentives Awarded</b>			<b>9.34 pts</b>
<b>PBP Verification</b>			<b>N/A pts</b>
<b>Total Score</b>			<b>98.84%</b>



**DHS, DFCS, Office of Provider Management**  
**Performance-Based Placement Measures**  
**RBWO Provider GA+SCORECARD - CPA**  
**Report Quarter: Q4 FY2018**



**Provider/Program Name: Mentor Network - Mentor Macon (740) - CPA**

# New Foster Homes During Quarter: 4		# Children in Care During Quarter: 111	# Placements During Quarter: 114	# Children in Care On Last Day: 89
CPA Incentive Credits	Avg Performance All CPAs (%)	Provider Performance (%)*	Possible Points (Weight)	Provider Points Earned
Early EPSDT Medical Visits		100%	2	2.00
Early EPSDT Dental Visits		67%	2	1.34
Permanency Contacts		0%	5	0.00
Additional Academic Supports		0%	2	0.00
Foster Hm Retention Rate (threshold = 90)		92%	2	2.00
Foster Hm Recruitment (threshold = 100)		100%	2	2.00
Active Agency Accreditation		50%	4	2.00
Staff Clinical Licensure		0%	5	0.00
<b>Incentives Total</b>	<b>5.45</b>		<b>24</b>	<b>9.34</b>
Maximum total combined incentive credit allowed is 10 points.			<b>Incentives Awarded</b>	<b>9.34</b>

\*Performance calculation descriptions can be found in the FY 2018 RBWO PBP Measurements and Standards Guide.

**Child Protective Services Investigations and Dispositions**

The following investigations data, which is not used for scoring but is considered significant to a provider's performance, is from Georgia SHINES and is not considered final or complete until the end of the fiscal year.

Total Reports:	5
Number Screened In:	2
Number Screened Out:	3
Number Substantiated:	0
Number Unsubstantiated:	2
Number Active CPS Investigations:	0



**DHS, DFCS, Office of Provider Management**  
**Performance-Based Placement Measures**  
**RBWO Provider GA+SCORECARD - CPA**  
**Report Quarter: Q4 FY2018**

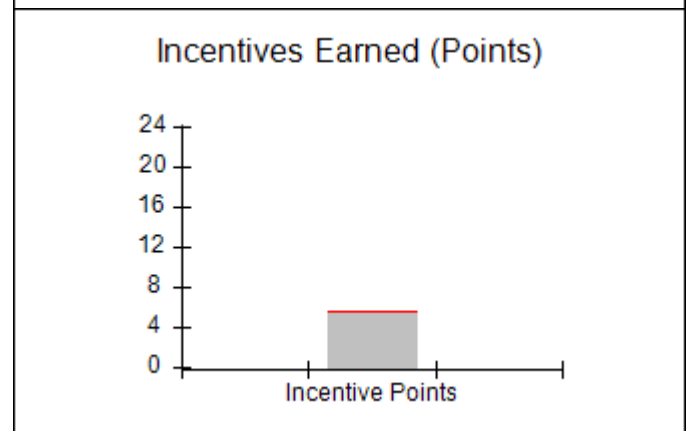
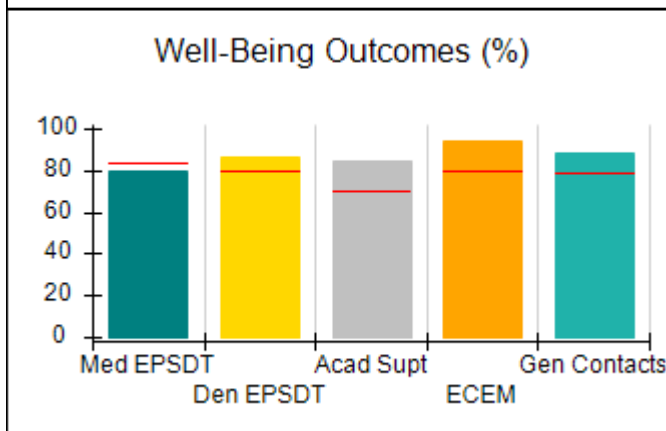
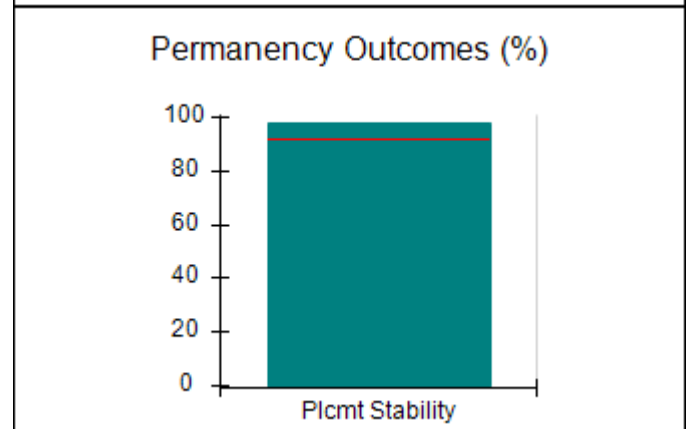
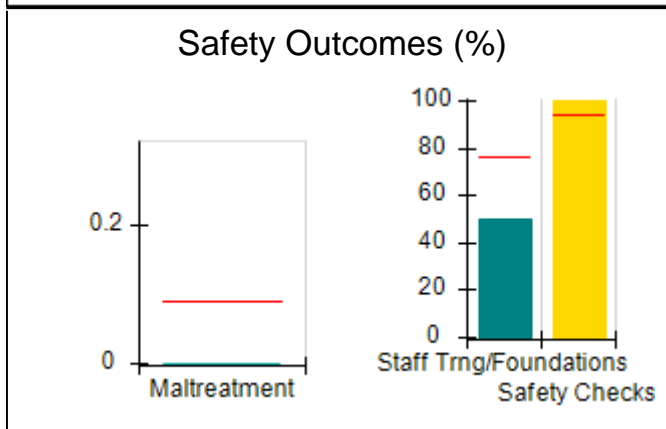
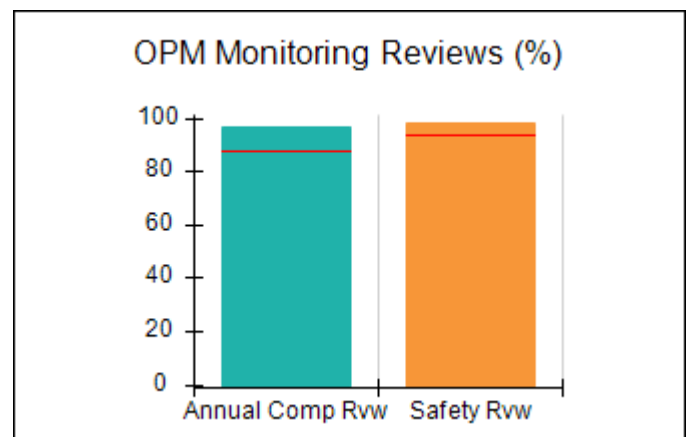
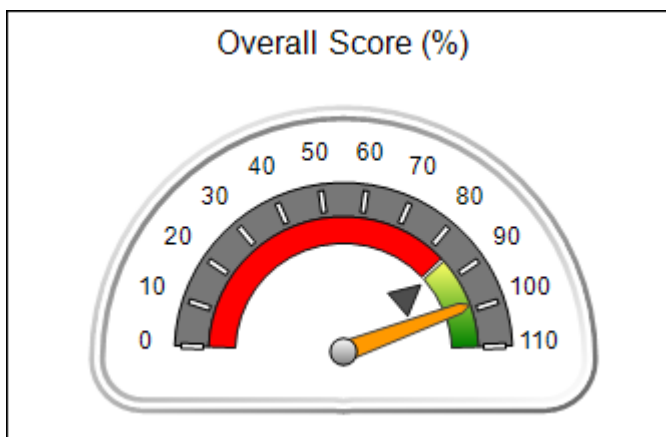


**Provider/Program Name: Mentor Network - Mentor Savannah (742) - CPA**

<b>16 Chatham Center S, Savannah, GA 31405</b>  <b>Phone: 912-354-8990</b>  <b>Vendor ID# 35494</b>	Quarterly Scores (Grades)		Current Quarter Score (Grade)
	Q1: 90.11 (A-)	Q2: 99.91 (A+)	<b>98.56%</b> <b>(A+)</b>
	Q3: 98.35 (A+)	Q4: 98.56 (A+)	
# New Foster Homes During Quarter: 5	# Children in Care During Quarter: 52	# Placements During Quarter: 52	# Children in Care On Last Day: 40

**Quarterly Provider Comparisons to All CPAs**

▼ — indicates average for all CPAs





DHS, DFCS, Office of Provider Management  
**Performance-Based Placement Measures**  
**RBWO Provider GA+SCORECARD - CPA**  
 Report Quarter: Q4 FY2018



**Provider/Program Name: Mentor Network - Mentor Savannah (742) - CPA**

<b>16 Chatham Center S, Savannah, GA 31405</b>  <b>Phone: 912-354-8990</b>  <b>Vendor ID# 35494</b>		<b>Quarterly Scores (Grades)</b>		<b>Current Quarter Score (Grade)</b>
		<b>Q1: 90.11 (A-)</b>	<b>Q2: 99.91 (A+)</b>	<b>98.56%</b> <b>(A+)</b>
		<b>Q3: 98.35 (A+)</b>	<b>Q4: 98.56 (A+)</b>	
# New Foster Homes During Quarter: 5		# Children in Care During Quarter: 52	# Placements During Quarter: 52	# Children in Care On Last Day: 40
	<b>Avg Performance All CPAs (%)</b>	<b>Provider Performance (%)*</b>	<b>Possible Points (Weight)</b>	<b>Provider Points Earned</b>
<b>OPM Monitoring Reviews</b>				
Annual Comprehensive Reviews	87%	97%	25	24.14
Safety Reviews	94%	98%	15	14.74
<b>Monitoring Sub-Total</b>			<b>40</b>	<b>38.88</b>
<b>CPA Safety Outcomes</b>				
Incidence of Maltreatment	0.09%	No Substantiated Reports	10	10.00
Staff Training	76%	50%	5	2.50
Staff Safety Checks	94%	100%	5	5.00
<b>Safety Sub-Total</b>			<b>20</b>	<b>17.50</b>
<b>CPA Permanency Outcomes</b>				
Placement Stability	92%	98%	15	14.70
<b>Permanency Sub-Total</b>			<b>15</b>	<b>14.70</b>
<b>CPA Well-Being Outcomes</b>				
EPSDT Medical Visits	84%	80%	4	3.20
EPSDT Dental Visits	80%	86%	4	3.44
Academic Supports	70%	84%	3	2.52
Provider ECEM Visits	80%	94%	7	6.58
Provider General Contacts	78%	88%	7	6.16
Placements with Siblings	65%	72%	Not Scored	Not Scored
Placements within Legal County	17%	20%	Not Scored	Not Scored
<b>Well-Being Sub-Total</b>			<b>25</b>	<b>21.90</b>

\*Performance calculation descriptions can be found in the FY 2018 RBWO PBP Measurements and Standards Guide.

<b>Monitoring &amp; Outcomes: Possible Points = 100</b>	<b>Points Earned: 92.98</b>
<b>Score Before Incentives Credit</b>	<b>92.98%</b>
<b>Incentives Awarded</b>	<b>5.58 pts</b>
<b>PBP Verification</b>	<b>N/A pts</b>
<b>Total Score</b>	<b>98.56%</b>





DHS, DFCS, Office of Provider Management  
**Performance-Based Placement Measures**  
**RBWO Provider GA+SCORECARD - CPA**  
Report Quarter: Q4 FY2018



**Provider/Program Name: Mentor Network - Mentor Savannah (742) - CPA**

# New Foster Homes During Quarter: 5		# Children in Care During Quarter: 52	# Placements During Quarter: 52	# Children in Care On Last Day: 40
CPA Incentive Credits	Avg Performance All CPAs (%)	Provider Performance (%)*	Possible Points (Weight)	Provider Points Earned
Early EPSDT Medical Visits		0%	2	0.00
Early EPSDT Dental Visits		29%	2	0.58
Permanency Contacts		None Planned	5	
Additional Academic Supports		0%	2	0.00
Foster Hm Retention Rate (threshold = 90)		82%	2	0.00
Foster Hm Recruitment (threshold = 100)		300%	2	2.00
Active Agency Accreditation		50%	4	2.00
Staff Clinical Licensure		20%	5	1.00
<b>Incentives Total</b>	<b>5.45</b>		<b>24</b>	<b>5.58</b>
Maximum total combined incentive credit allowed is 10 points.			<b>Incentives Awarded</b>	<b>5.58</b>

\*Performance calculation descriptions can be found in the FY 2018 RBWO PBP Measurements and Standards Guide.

**Child Protective Services Investigations and Dispositions**

The following investigations data, which is not used for scoring but is considered significant to a provider's performance, is from Georgia SHINES and is not considered final or complete until the end of the fiscal year.

Total Reports:	1
Number Screened In:	0
Number Screened Out:	1
Number Substantiated:	0
Number Unsubstantiated:	0
Number Active CPS Investigations:	0



DHS, DFCS, Office of Provider Management  
**Performance-Based Placement Measures**  
**RBWO Provider GA+SCORECARD - CPA**



Report Quarter: Q4 FY2018

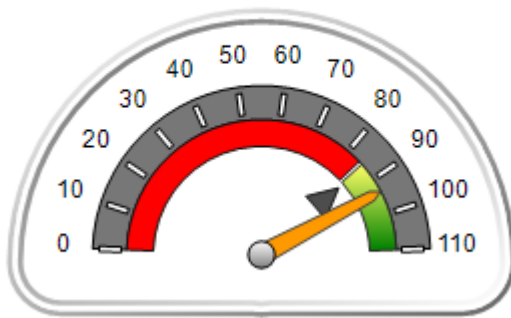
**Provider/Program Name: Meritan, Inc. d/b/a Meritan Stepping Stones - Cartersville (680) - CPA**

920-A N Tennessee St., Cartersville, GA 30120 Phone: 770-387-9003 Vendor ID# 35384	Quarterly Scores (Grades)		Current Quarter Score (Grade)
	Q1: 94.38 (A)	Q2: 93.56 (A-)	93.80% (A-)
	Q3: 93.90 (A-)	Q4: 93.80 (A-)	
# New Foster Homes During Quarter: 2	# Children in Care During Quarter: 42	# Placements During Quarter: 43	# Children in Care On Last Day: 30

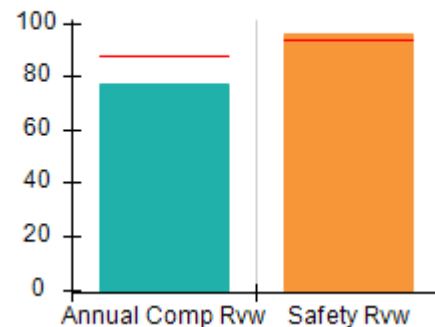
**Quarterly Provider Comparisons to All CPAs**

▼ — indicates average for all CPAs

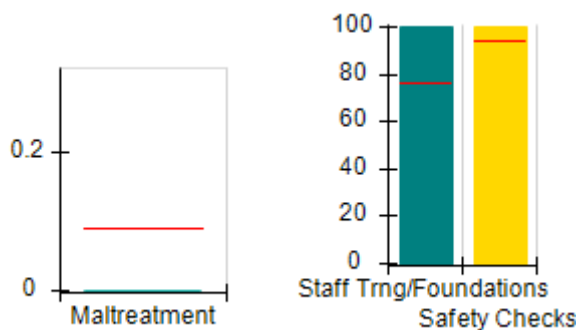
Overall Score (%)



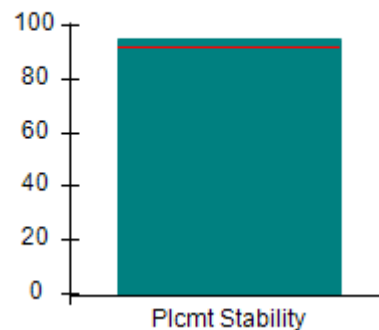
OPM Monitoring Reviews (%)



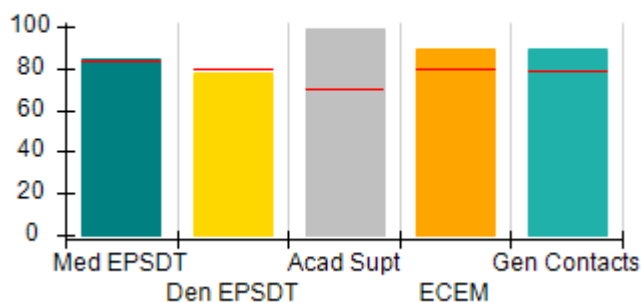
Safety Outcomes (%)



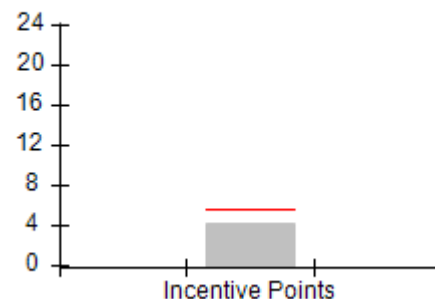
Permanency Outcomes (%)



Well-Being Outcomes (%)



Incentives Earned (Points)





DHS, DFCS, Office of Provider Management  
**Performance-Based Placement Measures**  
**RBWO Provider GA+SCORECARD - CPA**



Report Quarter: Q4 FY2018

**Provider/Program Name: Meritan, Inc. d/b/a Meritan Stepping Stones - Cartersville (680) - CPA**

<b>920-A N Tennessee St., Cartersville, GA 30120</b>  <b>Phone: 770-387-9003</b>  <b>Vendor ID# 35384</b>	<b>Quarterly Scores (Grades)</b>		<b>Current Quarter Score (Grade)</b>
	<b>Q1: 94.38 (A)</b>	<b>Q2: 93.56 (A-)</b>	<b>93.80%</b>
	<b>Q3: 93.90 (A-)</b>	<b>Q4: 93.80 (A-)</b>	<b>(A-)</b>

# New Foster Homes During Quarter: 2	# Children in Care During Quarter: 42	# Placements During Quarter: 43	# Children in Care On Last Day: 30
--------------------------------------	---------------------------------------	---------------------------------	------------------------------------

	<b>Avg Performance All CPAs (%)</b>	<b>Provider Performance (%)*</b>	<b>Possible Points (Weight)</b>	<b>Provider Points Earned</b>
--	-------------------------------------	----------------------------------	---------------------------------	-------------------------------

**OPM Monitoring Reviews**

Annual Comprehensive Reviews	87%	77%	25	19.26
Safety Reviews	94%	96%	15	14.34
<b>Monitoring Sub-Total</b>			<b>40</b>	<b>33.60</b>

**CPA Safety Outcomes**

Incidence of Maltreatment	0.09%	No Substantiated Reports	10	10.00
Staff Training	76%	100%	5	5.00
Staff Safety Checks	94%	100%	5	5.00
<b>Safety Sub-Total</b>			<b>20</b>	<b>20.00</b>

**CPA Permanency Outcomes**

Placement Stability	92%	95%	15	14.25
<b>Permanency Sub-Total</b>			<b>15</b>	<b>14.25</b>

**CPA Well-Being Outcomes**

EPSDT Medical Visits	84%	84%	4	3.36
EPSDT Dental Visits	80%	78%	4	3.12
Academic Supports	70%	99%	3	2.97
Provider ECEM Visits	80%	89%	7	6.23
Provider General Contacts	78%	89%	7	6.23
Placements with Siblings	65%	56%	Not Scored	Not Scored
Placements within Legal County	17%	0%	Not Scored	Not Scored
<b>Well-Being Sub-Total</b>			<b>25</b>	<b>21.91</b>

\*Performance calculation descriptions can be found in the FY 2018 RBWO PBP Measurements and Standards Guide.

<b>Monitoring &amp; Outcomes: Possible Points = 100</b>	<b>Points Earned: 89.76</b>
<b>Score Before Incentives Credit</b>	<b>89.76%</b>
<b>Incentives Awarded</b>	<b>4.04 pts</b>
<b>PBP Verification</b>	<b>N/A pts</b>
<b>Total Score</b>	<b>93.80%</b>



**DHS, DFCS, Office of Provider Management**  
**Performance-Based Placement Measures**  
**RBWO Provider GA+SCORECARD - CPA**



**Report Quarter: Q4 FY2018**

**Provider/Program Name: Meritan, Inc. d/b/a Meritan Stepping Stones - Cartersville (680) - CPA**

# New Foster Homes During Quarter: 2		# Children in Care During Quarter: 42	# Placements During Quarter: 43	# Children in Care On Last Day: 30
CPA Incentive Credits	Avg Performance All CPAs (%)	Provider Performance (%)*	Possible Points (Weight)	Provider Points Earned
Early EPSDT Medical Visits		69%	2	1.38
Early EPSDT Dental Visits		33%	2	0.66
Permanency Contacts		0%	5	0.00
Additional Academic Supports		0%	2	0.00
Foster Hm Retention Rate (threshold = 90)		44%	2	0.00
Foster Hm Recruitment (threshold = 100)		0%	2	0.00
Active Agency Accreditation		50%	4	2.00
Staff Clinical Licensure		0%	5	0.00
<b>Incentives Total</b>	<b>5.45</b>		<b>24</b>	<b>4.04</b>
Maximum total combined incentive credit allowed is 10 points.			<b>Incentives Awarded</b>	<b>4.04</b>

\*Performance calculation descriptions can be found in the FY 2018 RBWO PBP Measurements and Standards Guide.

**Child Protective Services Investigations and Dispositions**

The following investigations data, which is not used for scoring but is considered significant to a provider's performance, is from Georgia SHINES and is not considered final or complete until the end of the fiscal year.

Total Reports:	2
Number Screened In:	2
Number Screened Out:	0
Number Substantiated:	0
Number Unsubstantiated:	1
Number Active CPS Investigations:	1



DHS, DFCS, Office of Provider Management

## Performance-Based Placement Measures

### RBWO Provider GA+SCORECARD - CPA



Report Quarter: Q4 FY2018

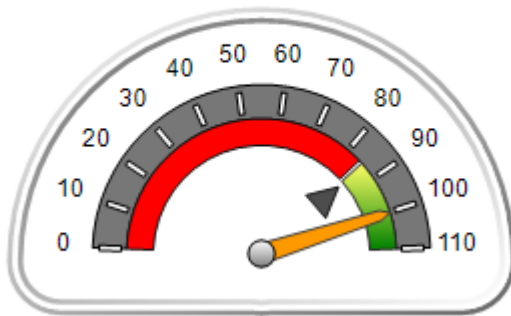
**Provider/Program Name: Meritan, Inc. d/b/a Meritan Stepping Stones - Macon (682) - CPA**

920-A N Tennessee St., Cartersville, GA 30120 Phone: 478-474-8552 Vendor ID# 35385	Quarterly Scores (Grades)		Current Quarter Score (Grade)
	Q1: 102.49 (A+)	Q2: 100.90 (A+)	100.18% (A+)
	Q3: 100.96 (A+)	Q4: 100.18 (A+)	
# New Foster Homes During Quarter: 1	# Children in Care During Quarter: 47	# Placements During Quarter: 48	# Children in Care On Last Day: 33

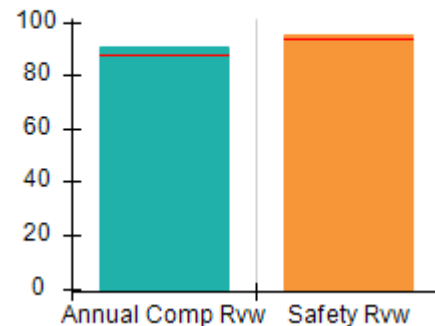
### Quarterly Provider Comparisons to All CPAs

— indicates average for all CPAs

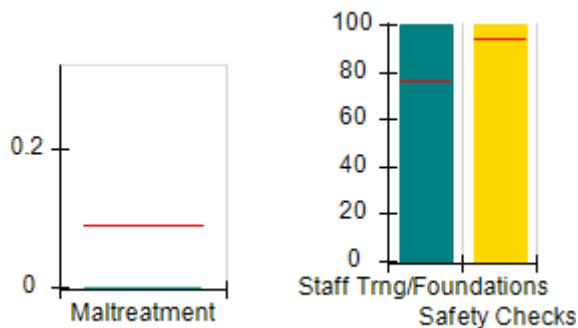
Overall Score (%)



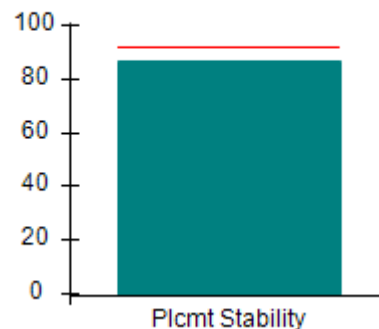
OPM Monitoring Reviews (%)



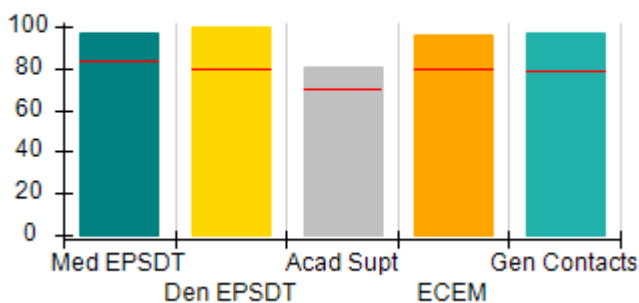
Safety Outcomes (%)



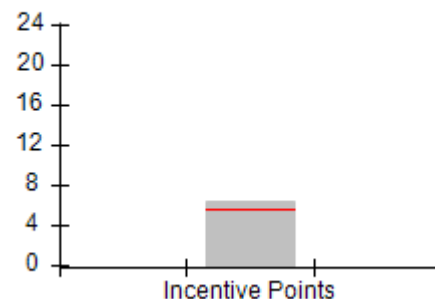
Permanency Outcomes (%)



Well-Being Outcomes (%)



Incentives Earned (Points)





DHS, DFCS, Office of Provider Management  
**Performance-Based Placement Measures**  
**RBWO Provider GA+SCORECARD - CPA**  
 Report Quarter: Q4 FY2018



**Provider/Program Name: Meritan, Inc. d/b/a Meritan Stepping Stones - Macon (682) - CPA**

920-A N Tennessee St., Cartersville, GA 30120  Phone: 478-474-8552  Vendor ID# 35385	Quarterly Scores (Grades)		Current Quarter Score (Grade)
	Q1: 102.49 (A+)	Q2: 100.90 (A+)	100.18% (A+)
	Q3: 100.96 (A+)	Q4: 100.18 (A+)	

# New Foster Homes During Quarter: 1	# Children in Care During Quarter: 47	# Placements During Quarter: 48	# Children in Care On Last Day: 33
--------------------------------------	---------------------------------------	---------------------------------	------------------------------------

	Avg Performance All CPAs (%)	Provider Performance (%)*	Possible Points (Weight)	Provider Points Earned
--	------------------------------	---------------------------	--------------------------	------------------------

**OPM Monitoring Reviews**

Annual Comprehensive Reviews	87%	91%	25	22.71
Safety Reviews	94%	95%	15	14.26
<b>Monitoring Sub-Total</b>			<b>40</b>	<b>36.97</b>

**CPA Safety Outcomes**

Incidence of Maltreatment	0.09%	No Substantiated Reports	10	10.00
Staff Training	76%	100%	5	5.00
Staff Safety Checks	94%	100%	5	5.00
<b>Safety Sub-Total</b>			<b>20</b>	<b>20.00</b>

**CPA Permanency Outcomes**

Placement Stability	92%	87%	15	13.05
<b>Permanency Sub-Total</b>			<b>15</b>	<b>13.05</b>

**CPA Well-Being Outcomes**

EPSDT Medical Visits	84%	97%	4	3.88
EPSDT Dental Visits	80%	100%	4	4.00
Academic Supports	70%	81%	3	2.43
Provider ECEM Visits	80%	96%	7	6.72
Provider General Contacts	78%	97%	7	6.79
Placements with Siblings	65%	66%	Not Scored	Not Scored
Placements within Legal County	17%	0%	Not Scored	Not Scored
<b>Well-Being Sub-Total</b>			<b>25</b>	<b>23.82</b>

\*Performance calculation descriptions can be found in the FY 2018 RBWO PBP Measurements and Standards Guide.

<b>Monitoring &amp; Outcomes: Possible Points = 100</b>	<b>Points Earned: 93.84</b>
<b>Score Before Incentives Credit</b>	<b>93.84%</b>
<b>Incentives Awarded</b>	<b>6.34 pts</b>
<b>PBP Verification</b>	<b>N/A pts</b>
<b>Total Score</b>	<b>100.18%</b>



**DHS, DFCS, Office of Provider Management**  
**Performance-Based Placement Measures**  
**RBWO Provider GA+SCORECARD - CPA**  
**Report Quarter: Q4 FY2018**



**Provider/Program Name: Meritan, Inc. d/b/a Meritan Stepping Stones - Macon (682) - CPA**

# New Foster Homes During Quarter: 1		# Children in Care During Quarter: 47	# Placements During Quarter: 48	# Children in Care On Last Day: 33
CPA Incentive Credits	Avg Performance All CPAs (%)	Provider Performance (%)*	Possible Points (Weight)	Provider Points Earned
Early EPSDT Medical Visits		67%	2	1.34
Early EPSDT Dental Visits		100%	2	2.00
Permanency Contacts		10%	5	0.50
Additional Academic Supports		0%	2	0.00
Foster Hm Retention Rate (threshold = 90)		76%	2	0.00
Foster Hm Recruitment (threshold = 100)		0%	2	0.00
Active Agency Accreditation		50%	4	2.00
Staff Clinical Licensure		10%	5	0.50
<b>Incentives Total</b>	<b>5.45</b>		<b>24</b>	<b>6.34</b>
Maximum total combined incentive credit allowed is 10 points.			<b>Incentives Awarded</b>	<b>6.34</b>

\*Performance calculation descriptions can be found in the FY 2018 RBWO PBP Measurements and Standards Guide.

**Child Protective Services Investigations and Dispositions**

The following investigations data, which is not used for scoring but is considered significant to a provider's performance, is from Georgia SHINES and is not considered final or complete until the end of the fiscal year.

Total Reports:	0
Number Screened In:	0
Number Screened Out:	0
Number Substantiated:	0
Number Unsubstantiated:	2
Number Active CPS Investigations:	-2



DHS, DFCS, Office of Provider Management  
**Performance-Based Placement Measures**  
**RBWO Provider GA+SCORECARD - CPA**



Report Quarter: Q4 FY2018

**Provider/Program Name: Methodist Home for Children & Youth, The - Macon - CPA**  
**Administrative Site (748) - CPA**

304 Pierce Avenue, Macon, GA 31204

Phone: 478-751-2800

Vendor ID# 35464

**Quarterly Scores (Grades)**

Q1: 101.12 (A+)

Q2: 93.51 (A-)

Q3: 101.24 (A+)

Q4: 100.85 (A+)

**Current Quarter Score**  
**(Grade)**

**100.85%**

**(A+)**

# New Foster Homes During Quarter: 2

# Children in Care During  
Quarter: 7

# Placements During  
Quarter: 7

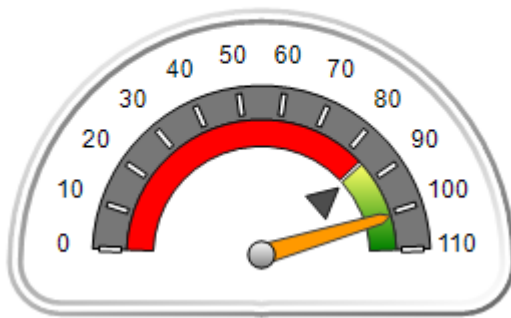
# Children in Care On Last  
Day: 6

**Quarterly Provider Comparisons to All CPAs**

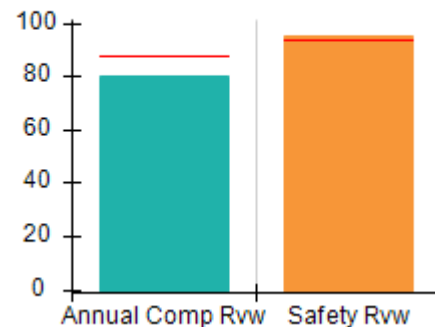


— indicates average for all CPAs

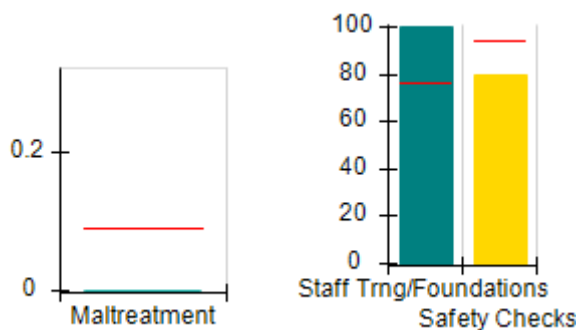
**Overall Score (%)**



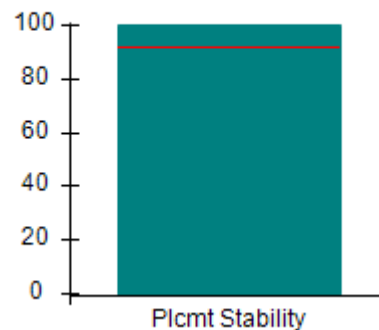
**OPM Monitoring Reviews (%)**



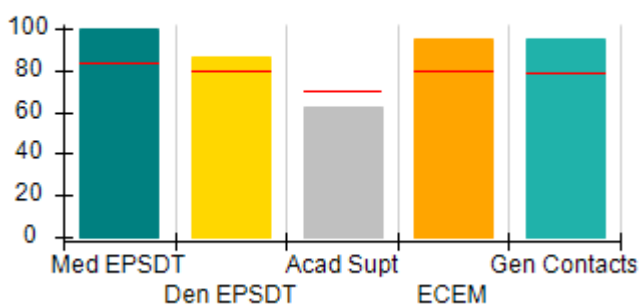
**Safety Outcomes (%)**



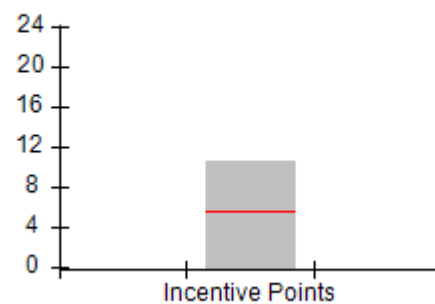
**Permanency Outcomes (%)**



**Well-Being Outcomes (%)**



**Incentives Earned (Points)**







# Performance-Based Placement Measures

## RBWO Provider GA+SCORECARD - CPA

Report Quarter: Q4 FY2018

**Provider/Program Name: Methodist Home for Children & Youth, The - Macon - CPA**  
**Administrative Site (748) - CPA**

<b>304 Pierce Avenue, Macon, GA 31204</b>  <b>Phone: 478-751-2800</b>  <b>Vendor ID# 35464</b>		Quarterly Scores (Grades)		Current Quarter Score (Grade)
		Q1: 101.12 (A+)	Q2: 93.51 (A-)	100.85% (A+)
		Q3: 101.24 (A+)	Q4: 100.85 (A+)	
# New Foster Homes During Quarter: 2		# Children in Care During Quarter: 7	# Placements During Quarter: 7	# Children in Care On Last Day: 6
	Avg Performance All CPAs (%)	Provider Performance (%)*	Possible Points (Weight)	Provider Points Earned
<b>OPM Monitoring Reviews</b>				
Annual Comprehensive Reviews	87%	80%	25	20.00
Safety Reviews	94%	95%	15	14.25
<b>Monitoring Sub-Total</b>			<b>40</b>	<b>34.25</b>
<b>CPA Safety Outcomes</b>				
Incidence of Maltreatment	0.09%	No Substantiated Reports	10	10.00
Staff Training	76%	100%	5	5.00
Staff Safety Checks	94%	80%	5	4.00
<b>Safety Sub-Total</b>			<b>20</b>	<b>19.00</b>
<b>CPA Permanency Outcomes</b>				
Placement Stability	92%	100%	15	15.00
<b>Permanency Sub-Total</b>			<b>15</b>	<b>15.00</b>
<b>CPA Well-Being Outcomes</b>				
EPSDT Medical Visits	84%	100%	4	4.00
EPSDT Dental Visits	80%	86%	4	3.44
Academic Supports	70%	62%	3	1.86
Provider ECEM Visits	80%	95%	7	6.65
Provider General Contacts	78%	95%	7	6.65
Placements with Siblings	65%	100%	Not Scored	Not Scored
Placements within Legal County	17%	0%	Not Scored	Not Scored
<b>Well-Being Sub-Total</b>			<b>25</b>	<b>22.60</b>

\*Performance calculation descriptions can be found in the FY 2018 RBWO PBP Measurements and Standards Guide.

<b>Monitoring &amp; Outcomes: Possible Points = 100</b>	<b>Points Earned: 90.85</b>
<b>Score Before Incentives Credit</b>	<b>90.85%</b>
<b>Incentives Awarded</b>	<b>10.00 pts</b>
<b>PBP Verification</b>	<b>N/A pts</b>
<b>Total Score</b>	<b>100.85%</b>



**DHS, DFCS, Office of Provider Management**  
**Performance-Based Placement Measures**  
**RBWO Provider GA+SCORECARD - CPA**



**Report Quarter: Q4 FY2018**

**Provider/Program Name: Methodist Home for Children & Youth, The - Macon - CPA**  
**Administrative Site (748) - CPA**

# New Foster Homes During Quarter: 2		# Children in Care During Quarter: 7	# Placements During Quarter: 7	# Children in Care On Last Day: 6
CPA Incentive Credits	Avg Performance All CPAs (%)	Provider Performance (%)*	Possible Points (Weight)	Provider Points Earned
Early EPSDT Medical Visits		100%	2	2.00
Early EPSDT Dental Visits		0%	2	0.00
Permanency Contacts		0%	5	0.00
Additional Academic Supports		0%	2	0.00
Foster Hm Retention Rate (threshold = 90)		100%	2	2.00
Foster Hm Recruitment (threshold = 100)		100%	2	2.00
Active Agency Accreditation		100%	4	4.00
Staff Clinical Licensure		10%	5	0.50
<b>Incentives Total</b>	<b>5.45</b>		<b>24</b>	<b>10.50</b>
Maximum total combined incentive credit allowed is 10 points.			<b>Incentives Awarded</b>	<b>10.00</b>

\*Performance calculation descriptions can be found in the FY 2018 RBWO PBP Measurements and Standards Guide.

### Child Protective Services Investigations and Dispositions

The following investigations data, which is not used for scoring but is considered significant to a provider's performance, is from Georgia SHINES and is not considered final or complete until the end of the fiscal year.

Total Reports:	1
Number Screened In:	1
Number Screened Out:	0
Number Substantiated:	0
Number Unsubstantiated:	0
Number Active CPS Investigations:	1



**DHS, DFCS, Office of Provider Management**  
**Performance-Based Placement Measures**  
**RBWO Provider GA+SCORECARD - CPA**



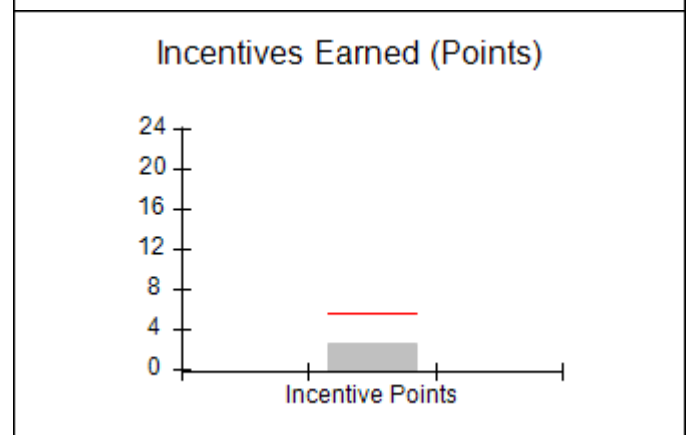
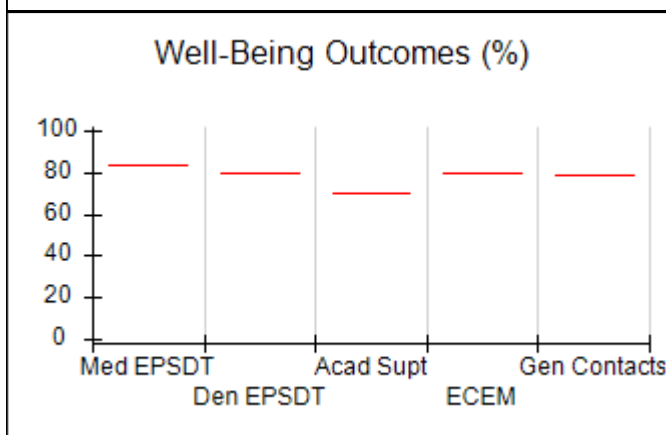
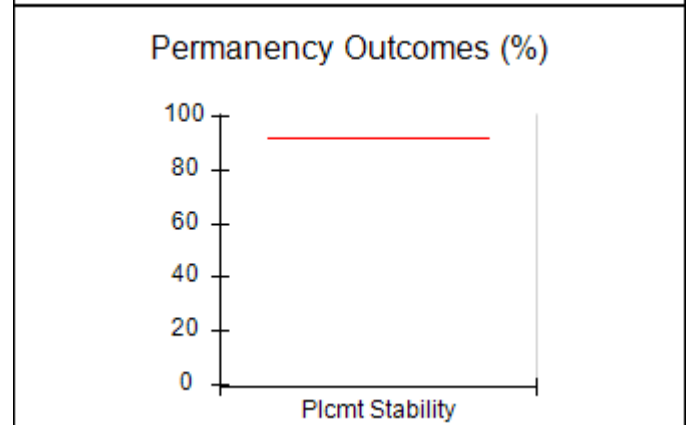
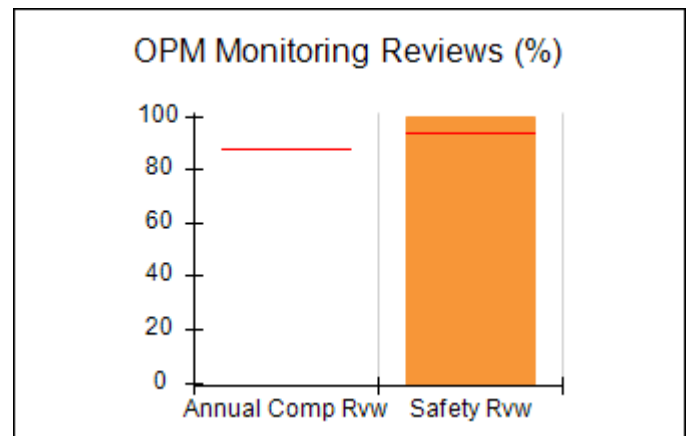
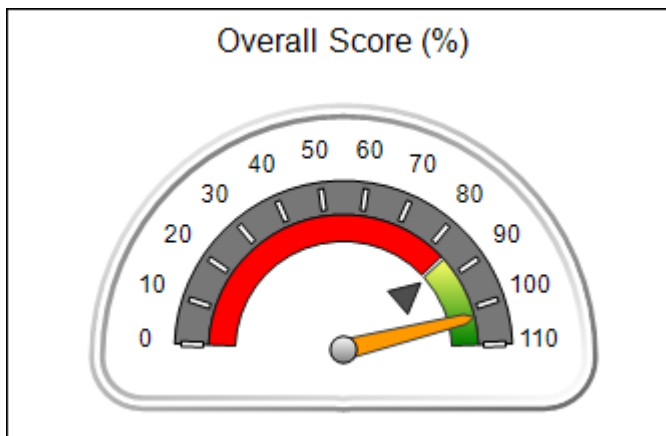
**Report Quarter: Q4 FY2018**

**Provider/Program Name: Methodist Home for Children & Youth, The - St. Marys Region (942) - CPA**

<b>3296 Winding Rd, St. Marys, GA 31588</b>  <b>Phone: 912 882-7770</b>  <b>Vendor ID# 35460</b>	Quarterly Scores (Grades)		Current Quarter Score (Grade)
	Q1: 102.50 (A+)	Q2: 83.36 (B-)	<b>102.50%</b>  <b>(A+)</b>
	Q3: 93.07 (A-)	Q4: 102.50 (A+)	
# New Foster Homes During Quarter: 0	# Children in Care During Quarter: 0	# Placements During Quarter: 0	# Children in Care On Last Day: 0

**Quarterly Provider Comparisons to All CPAs**

▼ — indicates average for all CPAs





DHS, DFCS, Office of Provider Management  
**Performance-Based Placement Measures**  
**RBWO Provider GA+SCORECARD - CPA**



Report Quarter: Q4 FY2018

Provider/Program Name: Methodist Home for Children & Youth, The - St. Marys Region (942) - CPA				
3296 Winding Rd, St. Marys, GA 31588		Quarterly Scores (Grades)		Current Quarter Score (Grade)
Phone: 912 882-7770		Q1: 102.50 (A+)	Q2: 83.36 (B-)	102.50% (A+)
Vendor ID# 35460		Q3: 93.07 (A-)	Q4: 102.50 (A+)	
# New Foster Homes During Quarter: 0		# Children in Care During Quarter: 0	# Placements During Quarter: 0	# Children in Care On Last Day: 0
	Avg Performance All CPAs (%)	Provider Performance (%)*	Possible Points (Weight)	Provider Points Earned
<b>OPM Monitoring Reviews</b>				
Annual Comprehensive Reviews	87%	Not Yet Conducted		
Safety Reviews	94%	100%	15	15.00
<b>Monitoring Sub-Total</b>			<b>15</b>	<b>15.00</b>
<b>CPA Safety Outcomes</b>				
Incidence of Maltreatment	0.09%	Not Eligible		
Staff Training	76%	100%	10	10.00
Staff Safety Checks	94%	100%	10	10.00
<b>Safety Sub-Total</b>			<b>20</b>	<b>20.00</b>
<b>CPA Permanency Outcomes</b>				
Placement Stability	92%	Not Eligible		
<b>Permanency Sub-Total</b>			<b>N/A</b>	
<b>CPA Well-Being Outcomes</b>				
EPSDT Medical Visits	84%	Not Eligible		
EPSDT Dental Visits	80%	Not Eligible		
Academic Supports	70%	Not Eligible		
Provider ECEM Visits	80%	Not Eligible		
Provider General Contacts	78%	Not Eligible		
Placements with Siblings	65%	Not Eligible	Not Scored	Not Scored
Placements within Legal County	17%	Not Eligible	Not Scored	Not Scored
<b>Well-Being Sub-Total</b>			<b>N/A</b>	
*Performance calculation descriptions can be found in the FY 2018 RBWO PBP Measurements and Standards Guide.				

<b>Monitoring &amp; Outcomes: Possible Points = 35</b>		<b>Points Earned: 35.00</b>	
<b>Score Before Incentives Credit</b>			<b>100.00%</b>
<b>Incentives Awarded</b>			<b>2.50 pts</b>
<b>PBP Verification</b>			<b>N/A pts</b>
<b>Total Score</b>			<b>102.50%</b>



**DHS, DFCS, Office of Provider Management**  
**Performance-Based Placement Measures**  
**RBWO Provider GA+SCORECARD - CPA**



**Report Quarter: Q4 FY2018**

**Provider/Program Name: Methodist Home for Children & Youth, The - St. Marys Region (942) - CPA**

# New Foster Homes During Quarter: 0		# Children in Care During Quarter: 0	# Placements During Quarter: 0	# Children in Care On Last Day: 0
CPA Incentive Credits	Avg Performance All CPAs (%)	Provider Performance (%)*	Possible Points (Weight)	Provider Points Earned
Early EPSDT Medical Visits		Not Eligible	2	
Early EPSDT Dental Visits		Not Eligible	2	
Permanency Contacts		None Planned	5	
Additional Academic Supports		Not Eligible	2	
Foster Hm Retention Rate (threshold = 90)		Not Eligible	2	0.00
Foster Hm Recruitment (threshold = 100)		0%	2	0.00
Active Agency Accreditation		50%	4	2.00
Staff Clinical Licensure		10%	5	0.50
<b>Incentives Total</b>	<b>5.45</b>		<b>24</b>	<b>2.50</b>
Maximum total combined incentive credit allowed is 10 points.			<b>Incentives Awarded</b>	<b>2.50</b>

\*Performance calculation descriptions can be found in the FY 2018 RBWO PBP Measurements and Standards Guide.

### Child Protective Services Investigations and Dispositions

The following investigations data, which is not used for scoring but is considered significant to a provider's performance, is from Georgia SHINES and is not considered final or complete until the end of the fiscal year.

Total Reports:	1
Number Screened In:	1
Number Screened Out:	0
Number Substantiated:	0
Number Unsubstantiated:	0
Number Active CPS Investigations:	1



DHS, DFCS, Office of Provider Management

## Performance-Based Placement Measures

### RBWO Provider GA+SCORECARD - CPA



Report Quarter: Q4 FY2018

**Provider/Program Name: Morningstar Children and Family Services - Foster Care Services - Brunswick (765) - CPA**

1 Youth Estate Drive, Brunswick, GA 31525

Phone: 912-267-3701

Vendor ID# 53071

# New Foster Homes During Quarter: 1

# Children in Care During Quarter: 12

# Placements During Quarter: 13

# Children in Care On Last Day: 11

#### Quarterly Scores (Grades)

Current Quarter Score (Grade)

Q1: 92.90 (A-)

Q2: 94.29 (A)

78.19%

Q3: 99.87 (A+)

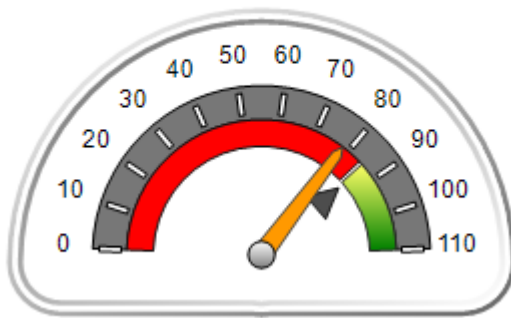
Q4: 78.19 (C+)

(C+)

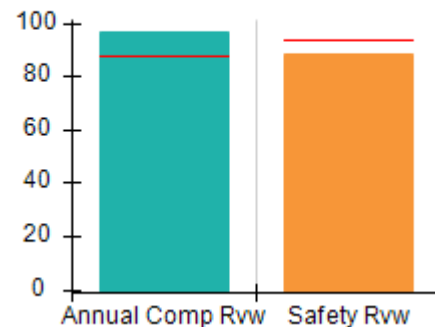
### Quarterly Provider Comparisons to All CPAs

— indicates average for all CPAs

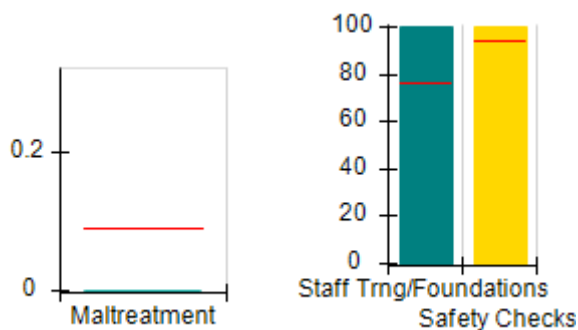
#### Overall Score (%)



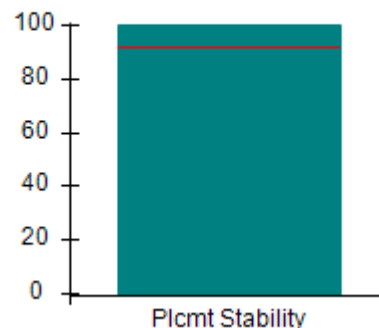
#### OPM Monitoring Reviews (%)



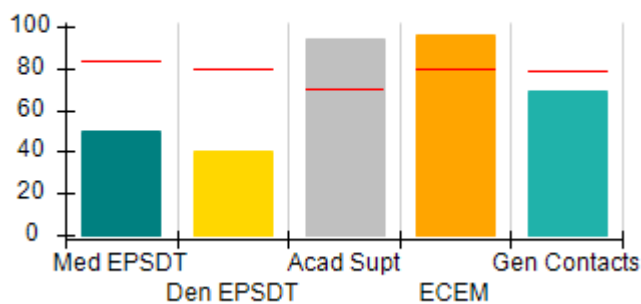
#### Safety Outcomes (%)



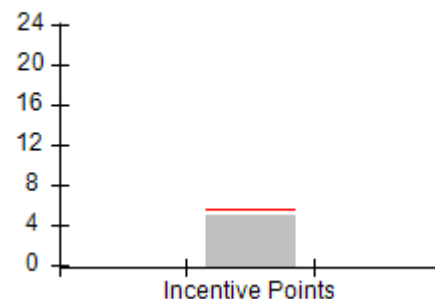
#### Permanency Outcomes (%)



#### Well-Being Outcomes (%)



#### Incentives Earned (Points)





DHS, DFCS, Office of Provider Management  
**Performance-Based Placement Measures**  
**RBWO Provider GA+SCORECARD - CPA**



Report Quarter: Q4 FY2018

**Provider/Program Name: Morningstar Children and Family Services - Foster Care Services - Brunswick (765) - CPA**

<b>1 Youth Estate Drive, Brunswick, GA 31525</b>  <b>Phone: 912-267-3701</b>  <b>Vendor ID# 53071</b>		Quarterly Scores (Grades)		Current Quarter Score (Grade)
		Q1: 92.90 (A-)	Q2: 94.29 (A)	<b>78.19%</b>
		Q3: 99.87 (A+)	Q4: 78.19 (C+)	<b>(C+)</b>
# New Foster Homes During Quarter: 1		# Children in Care During Quarter: 12	# Placements During Quarter: 13	# Children in Care On Last Day: 11
	Avg Performance All CPAs (%)	Provider Performance (%)*	Possible Points (Weight)	Provider Points Earned
<b>OPM Monitoring Reviews</b>				
Annual Comprehensive Reviews	87%	96%	25	24.10
Safety Reviews	94%	88%	15	13.26
<b>Monitoring Sub-Total</b>			<b>40</b>	<b>37.36</b>
<b>CPA Safety Outcomes</b>				
Incidence of Maltreatment	0.09%	No Substantiated Reports	10	10.00
Staff Training	76%	100%	5	5.00
Staff Safety Checks	94%	100%	5	5.00
<b>Safety Sub-Total</b>			<b>20</b>	<b>20.00</b>
<b>CPA Permanency Outcomes</b>				
Placement Stability	92%	100%	15	15.00
<b>Permanency Sub-Total</b>			<b>15</b>	<b>15.00</b>
<b>CPA Well-Being Outcomes</b>				
EPSDT Medical Visits	84%	50%	4	2.00
EPSDT Dental Visits	80%	40%	4	1.60
Academic Supports	70%	94%	3	2.82
Provider ECEM Visits	80%	96%	7	6.72
Provider General Contacts	78%	69%	7	4.83
Placements with Siblings	65%	72%	Not Scored	Not Scored
Placements within Legal County	17%	0%	Not Scored	Not Scored
<b>Well-Being Sub-Total</b>			<b>25</b>	<b>17.97</b>

\*Performance calculation descriptions can be found in the FY 2018 RBWO PBP Measurements and Standards Guide.

<b>Monitoring &amp; Outcomes: Possible Points = 100</b>		<b>Points Earned: 90.33</b>	
<b>Score Before Incentives Credit</b>			<b>90.33%</b>
<b>Incentives Awarded</b>			<b>4.86 pts</b>
<b>PBP Verification</b>			<b>-17.00 pts</b>
<b>Total Score</b>			<b>78.19%</b>



DHS, DFCS, Office of Provider Management  
**Performance-Based Placement Measures**  
**RBWO Provider GA+SCORECARD - CPA**



Report Quarter: Q4 FY2018

**Provider/Program Name: Morningstar Children and Family Services - Foster Care Services - Brunswick (765) - CPA**

# New Foster Homes During Quarter: 1		# Children in Care During Quarter: 12	# Placements During Quarter: 13	# Children in Care On Last Day: 11
CPA Incentive Credits	Avg Performance All CPAs (%)	Provider Performance (%)*	Possible Points (Weight)	Provider Points Earned
Early EPSDT Medical Visits		29%	2	0.58
Early EPSDT Dental Visits		14%	2	0.28
Permanency Contacts		0%	5	0.00
Additional Academic Supports		0%	2	0.00
Foster Hm Retention Rate (threshold = 90)		40%	2	0.00
Foster Hm Recruitment (threshold = 100)		100%	2	2.00
Active Agency Accreditation		50%	4	2.00
Staff Clinical Licensure		0%	5	0.00
<b>Incentives Total</b>	<b>5.45</b>		<b>24</b>	<b>4.86</b>
Maximum total combined incentive credit allowed is 10 points.			<b>Incentives Awarded</b>	<b>4.86</b>

\*Performance calculation descriptions can be found in the FY 2018 RBWO PBP Measurements and Standards Guide.

**Child Protective Services Investigations and Dispositions**

The following investigations data, which is not used for scoring but is considered significant to a provider's performance, is from Georgia SHINES and is not considered final or complete until the end of the fiscal year.

Total Reports:	0
Number Screened In:	0
Number Screened Out:	0
Number Substantiated:	0
Number Unsubstantiated:	0
Number Active CPS Investigations:	0





DHS, DFCS, Office of Provider Management  
**Performance-Based Placement Measures**  
**RBWO Provider GA+SCORECARD - CPA**



Report Quarter: Q4 FY2018

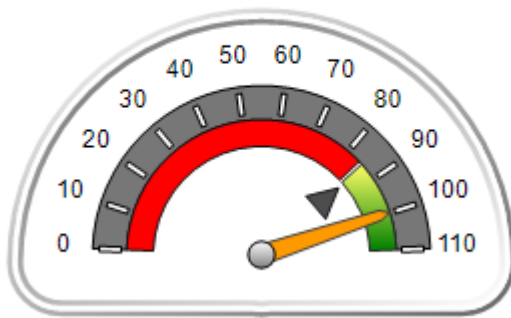
**Provider/Program Name: Murphy-Harpst Children's Centers - Murphy-Harpst CPA (769) - CPA**

740 Fletcher St., Cedartown, GA 30125 Phone: 770-748-1500 Vendor ID# 35485	Quarterly Scores (Grades)		Current Quarter Score (Grade)
	Q1: 98.56 (A+)	Q2: 97.68 (A+)	99.85% (A+)
	Q3: 99.77 (A+)	Q4: 99.85 (A+)	
# New Foster Homes During Quarter: 1	# Children in Care During Quarter: 49	# Placements During Quarter: 49	# Children in Care On Last Day: 40

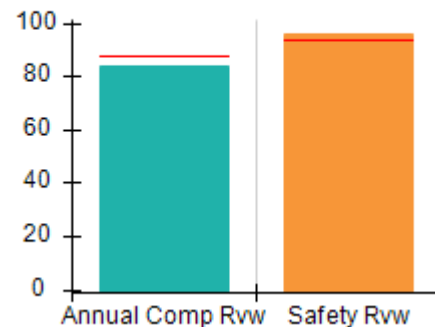
**Quarterly Provider Comparisons to All CPAs**

▼ — indicates average for all CPAs

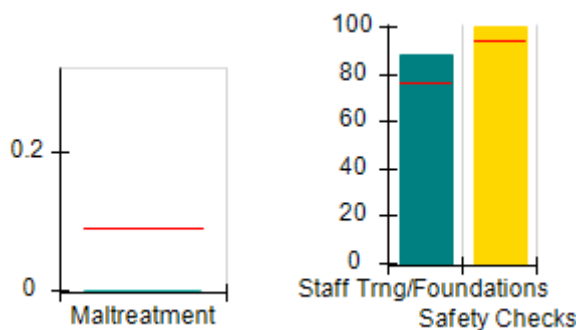
Overall Score (%)



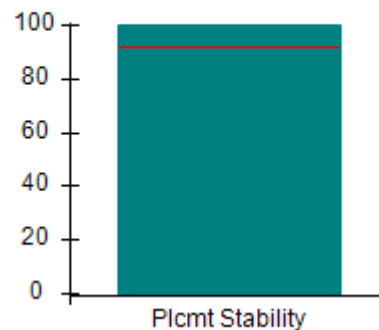
OPM Monitoring Reviews (%)



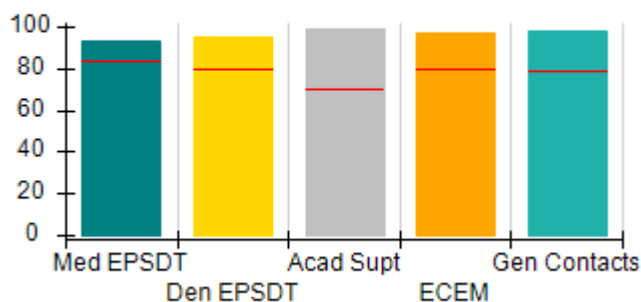
Safety Outcomes (%)



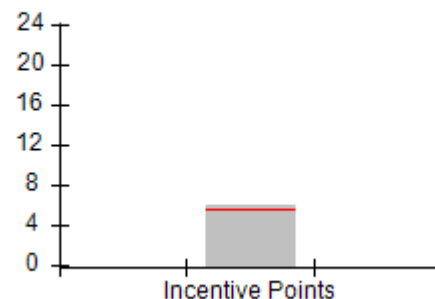
Permanency Outcomes (%)



Well-Being Outcomes (%)



Incentives Earned (Points)





**DHS, DFCS, Office of Provider Management**  
**Performance-Based Placement Measures**  
**RBWO Provider GA+SCORECARD - CPA**



**Report Quarter: Q4 FY2018**

**Provider/Program Name: Murphy-Harpst Children's Centers - Murphy-Harpst CPA (769) - CPA**

<b>740 Fletcher St., Cedartown, GA 30125</b>  <b>Phone: 770-748-1500</b>  <b>Vendor ID# 35485</b>	<b>Quarterly Scores (Grades)</b>		<b>Current Quarter Score (Grade)</b>
	<b>Q1: 98.56 (A+)</b>	<b>Q2: 97.68 (A+)</b>	<b>99.85%</b>
	<b>Q3: 99.77 (A+)</b>	<b>Q4: 99.85 (A+)</b>	<b>(A+)</b>

# New Foster Homes During Quarter: 1	# Children in Care During Quarter: 49	# Placements During Quarter: 49	# Children in Care On Last Day: 40
--------------------------------------	---------------------------------------	---------------------------------	------------------------------------

	<b>Avg Performance All CPAs (%)</b>	<b>Provider Performance (%)*</b>	<b>Possible Points (Weight)</b>	<b>Provider Points Earned</b>
--	-------------------------------------	----------------------------------	---------------------------------	-------------------------------

**OPM Monitoring Reviews**

Annual Comprehensive Reviews	87%	84%	25	21.00
Safety Reviews	94%	96%	15	14.35
<b>Monitoring Sub-Total</b>			<b>40</b>	<b>35.35</b>

**CPA Safety Outcomes**

Incidence of Maltreatment	0.09%	No Substantiated Reports	10	10.00
Staff Training	76%	88%	5	4.40
Staff Safety Checks	94%	100%	5	5.00
<b>Safety Sub-Total</b>			<b>20</b>	<b>19.40</b>

**CPA Permanency Outcomes**

Placement Stability	92%	100%	15	15.00
<b>Permanency Sub-Total</b>			<b>15</b>	<b>15.00</b>

**CPA Well-Being Outcomes**

EPSDT Medical Visits	84%	93%	4	3.72
EPSDT Dental Visits	80%	95%	4	3.80
Academic Supports	70%	99%	3	2.97
Provider ECEM Visits	80%	97%	7	6.79
Provider General Contacts	78%	98%	7	6.86
Placements with Siblings	65%	86%	Not Scored	Not Scored
Placements within Legal County	17%	17%	Not Scored	Not Scored
<b>Well-Being Sub-Total</b>			<b>25</b>	<b>24.14</b>

\*Performance calculation descriptions can be found in the FY 2018 RBWO PBP Measurements and Standards Guide.

<b>Monitoring &amp; Outcomes: Possible Points = 100</b>		<b>Points Earned: 93.89</b>	
<b>Score Before Incentives Credit</b>			<b>93.89%</b>
<b>Incentives Awarded</b>			<b>5.96 pts</b>
<b>PBP Verification</b>			<b>N/A pts</b>
<b>Total Score</b>			<b>99.85%</b>



DHS, DFCS, Office of Provider Management  
**Performance-Based Placement Measures**  
**RBWO Provider GA+SCORECARD - CPA**



Report Quarter: Q4 FY2018

**Provider/Program Name: Murphy-Harpst Children's Centers - Murphy-Harpst CPA (769) - CPA**

# New Foster Homes During Quarter: 1		# Children in Care During Quarter: 49	# Placements During Quarter: 49	# Children in Care On Last Day: 40
CPA Incentive Credits	Avg Performance All CPAs (%)	Provider Performance (%)*	Possible Points (Weight)	Provider Points Earned
Early EPSDT Medical Visits		100%	2	2.00
Early EPSDT Dental Visits		80%	2	1.60
Permanency Contacts		None Planned	5	
Additional Academic Supports		18%	2	0.36
Foster Hm Retention Rate (threshold = 90)		67%	2	0.00
Foster Hm Recruitment (threshold = 100)		50%	2	0.00
Active Agency Accreditation		50%	4	2.00
Staff Clinical Licensure		0%	5	0.00
<b>Incentives Total</b>	<b>5.45</b>		<b>24</b>	<b>5.96</b>
Maximum total combined incentive credit allowed is 10 points.			<b>Incentives Awarded</b>	<b>5.96</b>

\*Performance calculation descriptions can be found in the FY 2018 RBWO PBP Measurements and Standards Guide.

**Child Protective Services Investigations and Dispositions**

The following investigations data, which is not used for scoring but is considered significant to a provider's performance, is from Georgia SHINES and is not considered final or complete until the end of the fiscal year.

Total Reports:	0
Number Screened In:	0
Number Screened Out:	0
Number Substantiated:	0
Number Unsubstantiated:	1
Number Active CPS Investigations:	-1



DHS, DFCS, Office of Provider Management  
**Performance-Based Placement Measures**  
**RBWO Provider GA+SCORECARD - CPA**



Report Quarter: Q4 FY2018

**Provider/Program Name: National Youth Advocate Program - Augusta (683) - CPA**

231 Fury's Ferry Rd., Augusta, GA 30901

Phone: 404-761-7997

Vendor ID# 35387

**Quarterly Scores (Grades)**

**Current Quarter Score (Grade)**

Q1: 95.72 (A)

Q2: 98.16 (A+)

**90.05%**

Q3: 96.29 (A)

Q4: 90.05 (A-)

**(A-)**

# New Foster Homes During Quarter: 2

# Children in Care During Quarter: 74

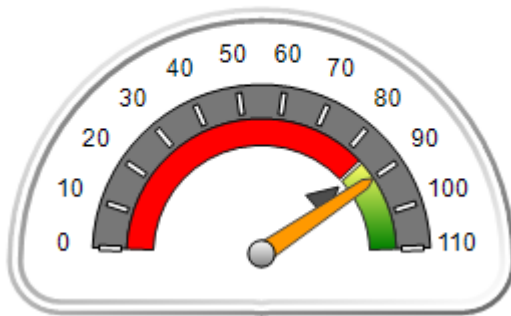
# Placements During Quarter: 76

# Children in Care On Last Day: 66

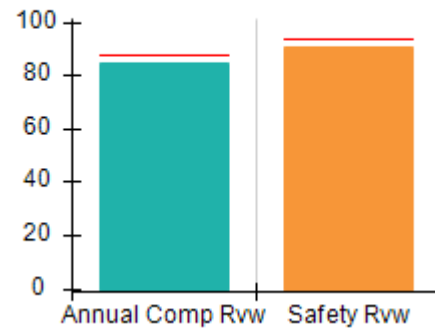
**Quarterly Provider Comparisons to All CPAs**

— indicates average for all CPAs

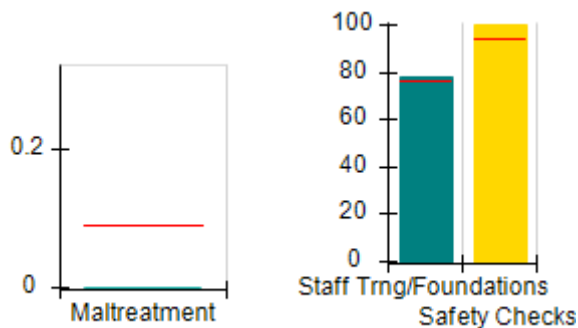
**Overall Score (%)**



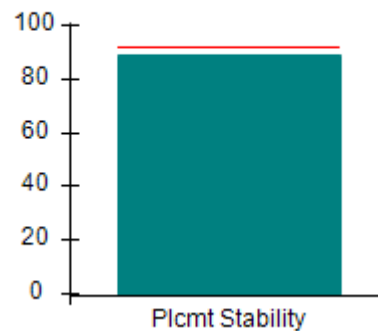
**OPM Monitoring Reviews (%)**



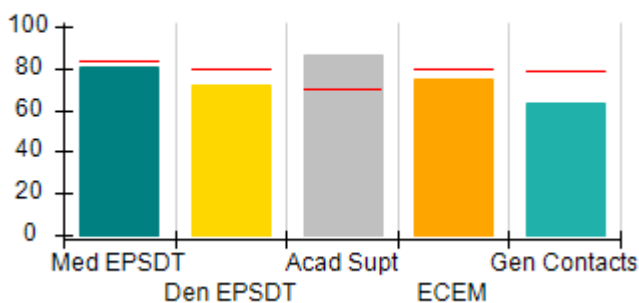
**Safety Outcomes (%)**



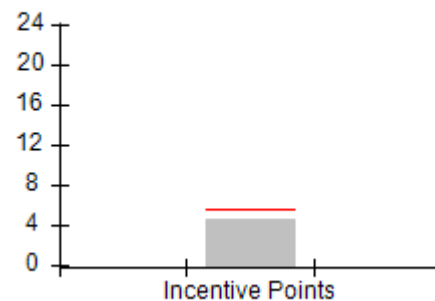
**Permanency Outcomes (%)**



**Well-Being Outcomes (%)**



**Incentives Earned (Points)**





DHS, DFCS, Office of Provider Management  
**Performance-Based Placement Measures**  
**RBWO Provider GA+SCORECARD - CPA**  
 Report Quarter: Q4 FY2018



**Provider/Program Name: National Youth Advocate Program - Augusta (683) - CPA**

231 Fury's Ferry Rd., Augusta, GA 30901  Phone: 404-761-7997  Vendor ID# 35387		Quarterly Scores (Grades)		Current Quarter Score (Grade)
		Q1: 95.72 (A)	Q2: 98.16 (A+)	90.05% (A-)
		Q3: 96.29 (A)	Q4: 90.05 (A-)	
# New Foster Homes During Quarter: 2		# Children in Care During Quarter: 74	# Placements During Quarter: 76	# Children in Care On Last Day: 66
	Avg Performance All CPAs (%)	Provider Performance (%)*	Possible Points (Weight)	Provider Points Earned
<b>OPM Monitoring Reviews</b>				
Annual Comprehensive Reviews	87%	85%	25	21.18
Safety Reviews	94%	91%	15	13.62
<b>Monitoring Sub-Total</b>			<b>40</b>	<b>34.80</b>
<b>CPA Safety Outcomes</b>				
Incidence of Maltreatment	0.09%	No Substantiated Reports	10	10.00
Staff Training	76%	78%	5	3.90
Staff Safety Checks	94%	100%	5	5.00
<b>Safety Sub-Total</b>			<b>20</b>	<b>18.90</b>
<b>CPA Permanency Outcomes</b>				
Placement Stability	92%	89%	15	13.35
<b>Permanency Sub-Total</b>			<b>15</b>	<b>13.35</b>
<b>CPA Well-Being Outcomes</b>				
EPSDT Medical Visits	84%	81%	4	3.24
EPSDT Dental Visits	80%	72%	4	2.88
Academic Supports	70%	86%	3	2.58
Provider ECEM Visits	80%	75%	7	5.25
Provider General Contacts	78%	63%	7	4.41
Placements with Siblings	65%	60%	Not Scored	Not Scored
Placements within Legal County	17%	22%	Not Scored	Not Scored
<b>Well-Being Sub-Total</b>			<b>25</b>	<b>18.36</b>

\*Performance calculation descriptions can be found in the FY 2018 RBWO PBP Measurements and Standards Guide.

<b>Monitoring &amp; Outcomes: Possible Points = 100</b>		<b>Points Earned: 85.41</b>	
<b>Score Before Incentives Credit</b>			<b>85.41%</b>
<b>Incentives Awarded</b>			<b>4.64 pts</b>
<b>PBP Verification</b>			<b>N/A pts</b>
<b>Total Score</b>			<b>90.05%</b>



**DHS, DFCS, Office of Provider Management**  
**Performance-Based Placement Measures**  
**RBWO Provider GA+SCORECARD - CPA**  
**Report Quarter: Q4 FY2018**



**Provider/Program Name: National Youth Advocate Program - Augusta (683) - CPA**

# New Foster Homes During Quarter: 2		# Children in Care During Quarter: 74	# Placements During Quarter: 76	# Children in Care On Last Day: 66
CPA Incentive Credits	Avg Performance All CPAs (%)	Provider Performance (%)*	Possible Points (Weight)	Provider Points Earned
Early EPSDT Medical Visits		39%	2	0.78
Early EPSDT Dental Visits		41%	2	0.82
Permanency Contacts		0%	5	0.00
Additional Academic Supports		27%	2	0.54
Foster Hm Retention Rate (threshold = 90)		72%	2	0.00
Foster Hm Recruitment (threshold = 100)		25%	2	0.00
Active Agency Accreditation		50%	4	2.00
Staff Clinical Licensure		10%	5	0.50
<b>Incentives Total</b>	<b>5.45</b>		<b>24</b>	<b>4.64</b>
Maximum total combined incentive credit allowed is 10 points.			<b>Incentives Awarded</b>	<b>4.64</b>

\*Performance calculation descriptions can be found in the FY 2018 RBWO PBP Measurements and Standards Guide.

**Child Protective Services Investigations and Dispositions**

The following investigations data, which is not used for scoring but is considered significant to a provider's performance, is from Georgia SHINES and is not considered final or complete until the end of the fiscal year.

Total Reports:	3
Number Screened In:	1
Number Screened Out:	2
Number Substantiated:	0
Number Unsubstantiated:	0
Number Active CPS Investigations:	1



DHS, DFCS, Office of Provider Management

## Performance-Based Placement Measures

### RBWO Provider GA+SCORECARD - CPA



Report Quarter: Q4 FY2018

**Provider/Program Name: National Youth Advocate Program - East Point/Decatur (4389) - CPA**

315 W. Ponce de Leon Ave., Decatur, GA 30030

Phone: (404) 761-7997

Vendor ID# 84761

#### Quarterly Scores (Grades)

Current Quarter Score (Grade)

Q1: 98.47 (A+)

Q2: 97.49 (A+)

94.05%

Q3: 97.49 (A+)

Q4: 94.05 (A)

(A)

# New Foster Homes During Quarter: 4

# Children in Care During Quarter: 87

# Placements During Quarter: 93

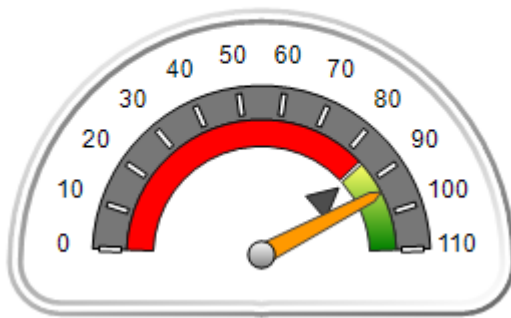
# Children in Care On Last Day: 57

### Quarterly Provider Comparisons to All CPAs

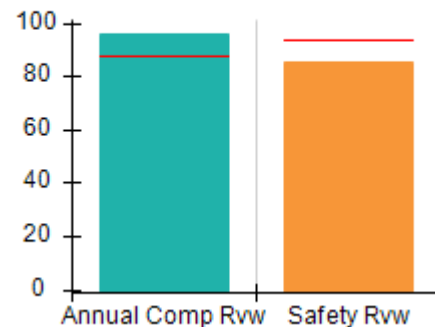


indicates average for all CPAs

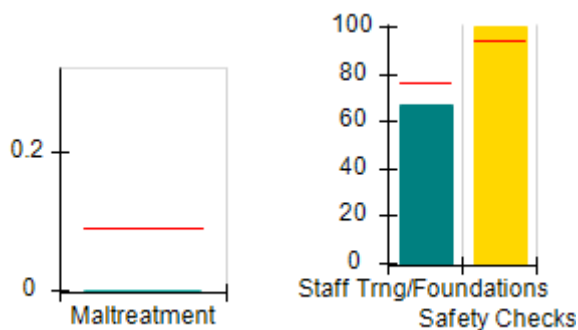
#### Overall Score (%)



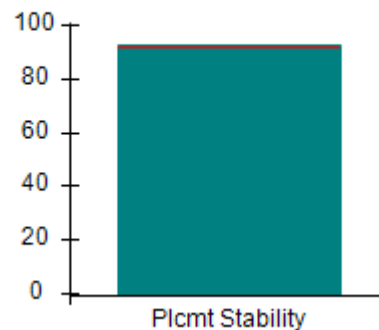
#### OPM Monitoring Reviews (%)



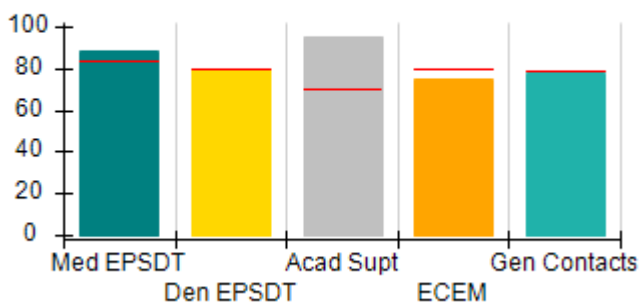
#### Safety Outcomes (%)



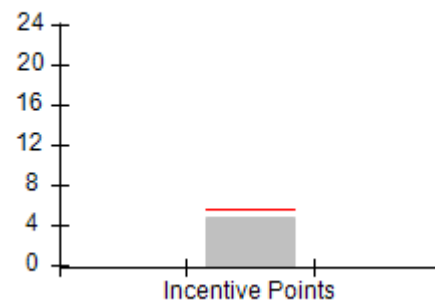
#### Permanency Outcomes (%)



#### Well-Being Outcomes (%)



#### Incentives Earned (Points)





**DHS, DFCS, Office of Provider Management**  
**Performance-Based Placement Measures**  
**RBWO Provider GA+SCORECARD - CPA**



**Report Quarter: Q4 FY2018**

**Provider/Program Name: National Youth Advocate Program - East Point/Decatur (4389) - CPA**

<b>315 W. Ponce de Leon Ave., Decatur, GA 30030</b>  <b>Phone: (404) 761-7997</b>  <b>Vendor ID# 84761</b>	<b>Quarterly Scores (Grades)</b>		<b>Current Quarter Score (Grade)</b>
	<b>Q1: 98.47 (A+)</b>	<b>Q2: 97.49 (A+)</b>	<b>94.05%</b>
	<b>Q3: 97.49 (A+)</b>	<b>Q4: 94.05 (A)</b>	<b>(A)</b>

# New Foster Homes During Quarter: 4	# Children in Care During Quarter: 87	# Placements During Quarter: 93	# Children in Care On Last Day: 57
--------------------------------------	---------------------------------------	---------------------------------	------------------------------------

	<b>Avg Performance All CPAs (%)</b>	<b>Provider Performance (%)*</b>	<b>Possible Points (Weight)</b>	<b>Provider Points Earned</b>
--	-------------------------------------	----------------------------------	---------------------------------	-------------------------------

**OPM Monitoring Reviews**

Annual Comprehensive Reviews	87%	96%	25	23.90
Safety Reviews	94%	85%	15	12.80
<b>Monitoring Sub-Total</b>			<b>40</b>	<b>36.70</b>

**CPA Safety Outcomes**

Incidence of Maltreatment	0.09%	No Substantiated Reports	10	10.00
Staff Training	76%	67%	5	3.35
Staff Safety Checks	94%	100%	5	5.00
<b>Safety Sub-Total</b>			<b>20</b>	<b>18.35</b>

**CPA Permanency Outcomes**

Placement Stability	92%	93%	15	13.95
<b>Permanency Sub-Total</b>			<b>15</b>	<b>13.95</b>

**CPA Well-Being Outcomes**

EPSDT Medical Visits	84%	88%	4	3.52
EPSDT Dental Visits	80%	80%	4	3.20
Academic Supports	70%	95%	3	2.85
Provider ECEM Visits	80%	75%	7	5.25
Provider General Contacts	78%	78%	7	5.46
Placements with Siblings	65%	64%	Not Scored	Not Scored
Placements within Legal County	17%	12%	Not Scored	Not Scored
<b>Well-Being Sub-Total</b>			<b>25</b>	<b>20.28</b>

\*Performance calculation descriptions can be found in the FY 2018 RBWO PBP Measurements and Standards Guide.

<b>Monitoring &amp; Outcomes: Possible Points = 100</b>	<b>Points Earned: 89.28</b>
<b>Score Before Incentives Credit</b>	<b>89.28%</b>
<b>Incentives Awarded</b>	<b>4.77 pts</b>
<b>PBP Verification</b>	<b>N/A pts</b>
<b>Total Score</b>	<b>94.05%</b>





**DHS, DFCS, Office of Provider Management**  
**Performance-Based Placement Measures**  
**RBWO Provider GA+SCORECARD - CPA**



**Report Quarter: Q4 FY2018**

**Provider/Program Name: National Youth Advocate Program - East Point/Decatur (4389) - CPA**

# New Foster Homes During Quarter: 4		# Children in Care During Quarter: 87	# Placements During Quarter: 93	# Children in Care On Last Day: 57
CPA Incentive Credits	Avg Performance All CPAs (%)	Provider Performance (%)*	Possible Points (Weight)	Provider Points Earned
Early EPSDT Medical Visits		38%	2	0.76
Early EPSDT Dental Visits		38%	2	0.76
Permanency Contacts		5%	5	0.25
Additional Academic Supports		0%	2	0.00
Foster Hm Retention Rate (threshold = 90)		74%	2	0.00
Foster Hm Recruitment (threshold = 100)		25%	2	0.00
Active Agency Accreditation		50%	4	2.00
Staff Clinical Licensure		20%	5	1.00
<b>Incentives Total</b>	<b>5.45</b>		<b>24</b>	<b>4.77</b>
Maximum total combined incentive credit allowed is 10 points.			<b>Incentives Awarded</b>	<b>4.77</b>

\*Performance calculation descriptions can be found in the FY 2018 RBWO PBP Measurements and Standards Guide.

**Child Protective Services Investigations and Dispositions**

The following investigations data, which is not used for scoring but is considered significant to a provider's performance, is from Georgia SHINES and is not considered final or complete until the end of the fiscal year.

Total Reports:	8
Number Screened In:	5
Number Screened Out:	3
Number Substantiated:	0
Number Unsubstantiated:	1
Number Active CPS Investigations:	4



DHS, DFCS, Office of Provider Management

## Performance-Based Placement Measures

### RBWO Provider GA+SCORECARD - CPA



Report Quarter: Q4 FY2018

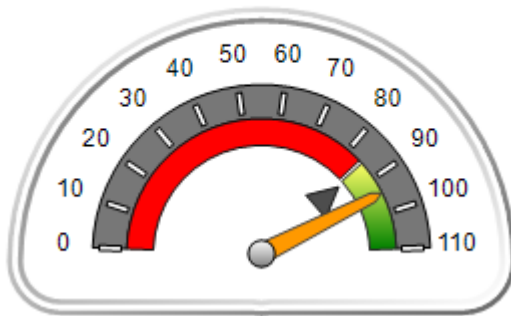
**Provider/Program Name: National Youth Placement Corp, Inc. - Morrow (5141) - CPA**

<b>1115 Mount Zion Road, Morrow, GA 30260</b>  <b>Phone: 678-422-6064</b>  <b>Vendor ID# 114767</b>	Quarterly Scores (Grades)		Current Quarter Score (Grade)
	Q1: 100.87 (A+)	Q2: 89.20 (B+)	<b>94.55%</b> <b>(A)</b>
	Q3: 98.95 (A+)	Q4: 94.55 (A)	
# New Foster Homes During Quarter: 1	# Children in Care During Quarter: 31	# Placements During Quarter: 32	# Children in Care On Last Day: 20

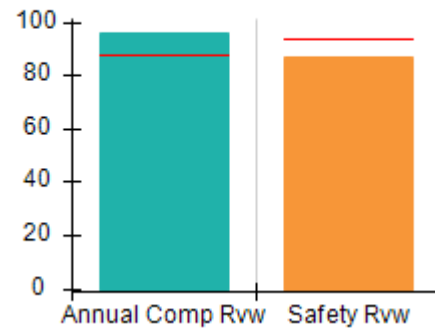
### Quarterly Provider Comparisons to All CPAs

— indicates average for all CPAs

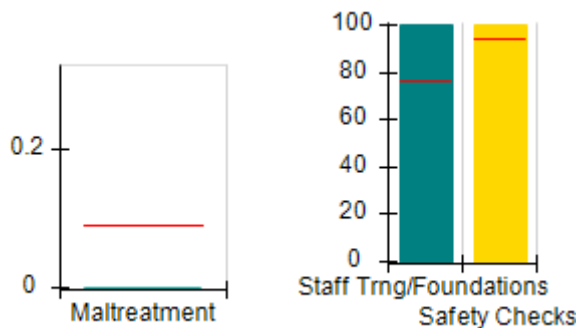
Overall Score (%)



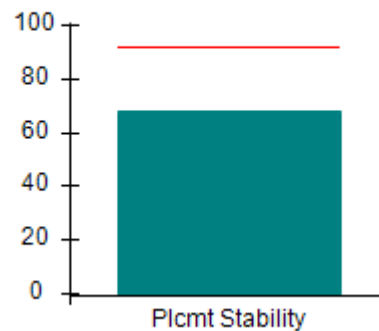
OPM Monitoring Reviews (%)



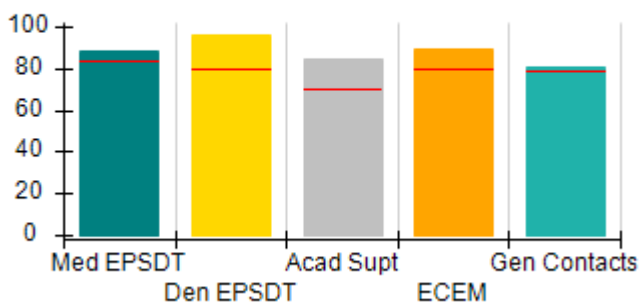
Safety Outcomes (%)



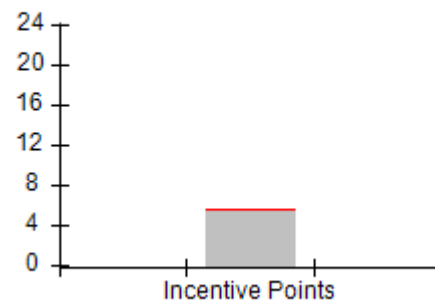
Permanency Outcomes (%)



Well-Being Outcomes (%)



Incentives Earned (Points)





DHS, DFCS, Office of Provider Management  
**Performance-Based Placement Measures**  
**RBWO Provider GA+SCORECARD - CPA**  
 Report Quarter: Q4 FY2018



**Provider/Program Name: National Youth Placement Corp, Inc. - Morrow (5141) - CPA**

1115 Mount Zion Road, Morrow, GA 30260 Phone: 678-422-6064 Vendor ID# 114767		Quarterly Scores (Grades)		Current Quarter Score (Grade)
		Q1: 100.87 (A+)	Q2: 89.20 (B+)	94.55% (A)
		Q3: 98.95 (A+)	Q4: 94.55 (A)	
# New Foster Homes During Quarter: 1		# Children in Care During Quarter: 31	# Placements During Quarter: 32	# Children in Care On Last Day: 20
	Avg Performance All CPAs (%)	Provider Performance (%)*	Possible Points (Weight)	Provider Points Earned
<b>OPM Monitoring Reviews</b>				
Annual Comprehensive Reviews	87%	96%	25	23.89
Safety Reviews	94%	87%	15	13.06
<b>Monitoring Sub-Total</b>			<b>40</b>	<b>36.95</b>
<b>CPA Safety Outcomes</b>				
Incidence of Maltreatment	0.09%	No Substantiated Reports	10	10.00
Staff Training	76%	100%	5	5.00
Staff Safety Checks	94%	100%	5	5.00
<b>Safety Sub-Total</b>			<b>20</b>	<b>20.00</b>
<b>CPA Permanency Outcomes</b>				
Placement Stability	92%	68%	15	10.20
<b>Permanency Sub-Total</b>			<b>15</b>	<b>10.20</b>
<b>CPA Well-Being Outcomes</b>				
EPSDT Medical Visits	84%	88%	4	3.52
EPSDT Dental Visits	80%	96%	4	3.84
Academic Supports	70%	84%	3	2.52
Provider ECEM Visits	80%	89%	7	6.23
Provider General Contacts	78%	81%	7	5.67
Placements with Siblings	65%	0%	Not Scored	Not Scored
Placements within Legal County	17%	22%	Not Scored	Not Scored
<b>Well-Being Sub-Total</b>			<b>25</b>	<b>21.78</b>

\*Performance calculation descriptions can be found in the FY 2018 RBWO PBP Measurements and Standards Guide.

<b>Monitoring &amp; Outcomes: Possible Points = 100</b>		<b>Points Earned: 88.93</b>	
<b>Score Before Incentives Credit</b>			<b>88.93%</b>
<b>Incentives Awarded</b>			<b>5.62 pts</b>
<b>PBP Verification</b>			<b>N/A pts</b>
<b>Total Score</b>			<b>94.55%</b>



**DHS, DFCS, Office of Provider Management**  
**Performance-Based Placement Measures**  
**RBWO Provider GA+SCORECARD - CPA**  
**Report Quarter: Q4 FY2018**



**Provider/Program Name: National Youth Placement Corp, Inc. - Morrow (5141) - CPA**

# New Foster Homes During Quarter: 1		# Children in Care During Quarter: 31	# Placements During Quarter: 32	# Children in Care On Last Day: 20
CPA Incentive Credits	Avg Performance All CPAs (%)	Provider Performance (%)*	Possible Points (Weight)	Provider Points Earned
Early EPSDT Medical Visits		63%	2	1.26
Early EPSDT Dental Visits		86%	2	1.72
Permanency Contacts		0%	5	0.00
Additional Academic Supports		7%	2	0.14
Foster Hm Retention Rate (threshold = 90)		100%	2	2.00
Foster Hm Recruitment (threshold = 100)		33%	2	0.00
Active Agency Accreditation		0%	4	0.00
Staff Clinical Licensure		10%	5	0.50
<b>Incentives Total</b>	<b>5.45</b>		<b>24</b>	<b>5.62</b>
Maximum total combined incentive credit allowed is 10 points.			<b>Incentives Awarded</b>	<b>5.62</b>

\*Performance calculation descriptions can be found in the FY 2018 RBWO PBP Measurements and Standards Guide.

**Child Protective Services Investigations and Dispositions**

The following investigations data, which is not used for scoring but is considered significant to a provider's performance, is from Georgia SHINES and is not considered final or complete until the end of the fiscal year.

Total Reports:	1
Number Screened In:	0
Number Screened Out:	1
Number Substantiated:	0
Number Unsubstantiated:	0
Number Active CPS Investigations:	0



DHS, DFCS, Office of Provider Management  
**Performance-Based Placement Measures**  
**RBWO Provider GA+SCORECARD - CPA**



Report Quarter: Q4 FY2018

**Provider/Program Name: National Youth Placement Corp, Inc. - Norcross (5323) - CPA**

4056 Wetherburn Way, Norcross, GA 30092

Phone: 678-736-4340

Vendor ID# 155552

Quarterly Scores (Grades)

Current Quarter Score (Grade)

Q1: N/A

Q2: N/A

N/A%

Q3: N/A

Q4: N/A

# New Foster Homes During Quarter: 0

# Children in Care During Quarter: 0

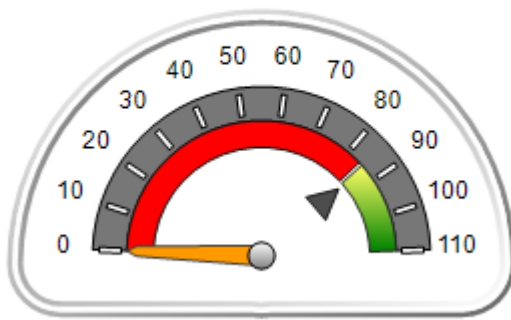
# Placements During Quarter: 0

# Children in Care On Last Day: 0

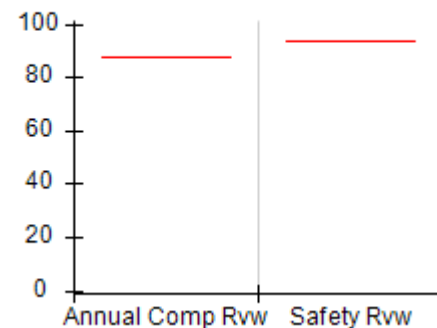
**Quarterly Provider Comparisons to All CPAs**

— indicates average for all CPAs

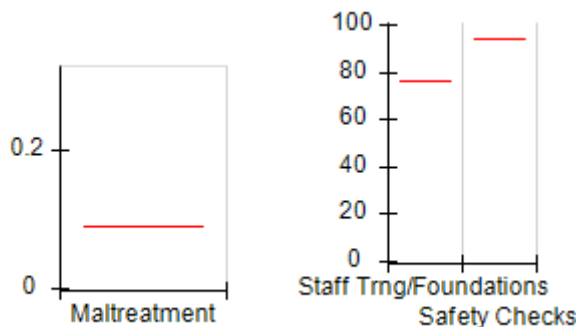
Overall Score (%)



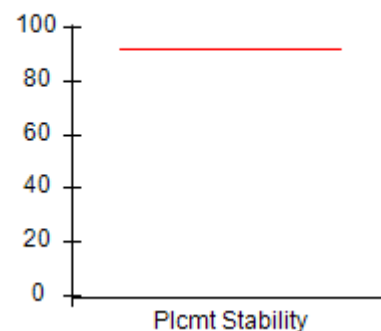
OPM Monitoring Reviews (%)



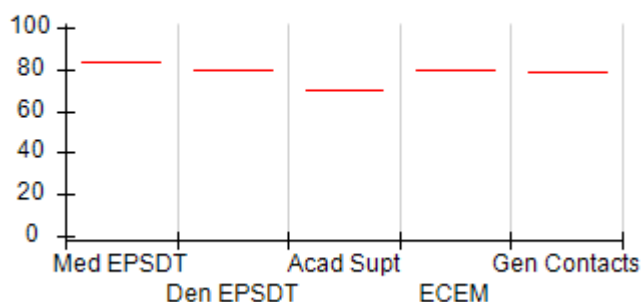
Safety Outcomes (%)




Permanency Outcomes (%)



Well-Being Outcomes (%)



Incentives Earned (Points)





**DHS, DFCS, Office of Provider Management**  
**Performance-Based Placement Measures**  
**RBWO Provider GA+SCORECARD - CPA**  
**Report Quarter: Q4 FY2018**



**Provider/Program Name: National Youth Placement Corp, Inc. - Norcross (5323) - CPA**

<b>4056 Wetherburn Way, Norcross, GA 30092</b>  <b>Phone: 678-736-4340</b>  <b>Vendor ID# 155552</b>		<b>Quarterly Scores (Grades)</b>		<b>Current Quarter Score (Grade)</b>
		<b>Q1: N/A</b>	<b>Q2: N/A</b>	<b>N/A% (F)</b>
		<b>Q3: N/A</b>	<b>Q4: N/A</b>	
# New Foster Homes During Quarter: 0		# Children in Care During Quarter: 0	# Placements During Quarter: 0	# Children in Care On Last Day: 0
	<b>Avg Performance All CPAs (%)</b>	<b>Provider Performance (%)*</b>	<b>Possible Points (Weight)</b>	<b>Provider Points Earned</b>
<b>OPM Monitoring Reviews</b>				
Annual Comprehensive Reviews	87%	Not Yet Conducted		
Safety Reviews	94%	Not Yet Conducted		
<b>Monitoring Sub-Total</b>				<b>0.00</b>
<b>CPA Safety Outcomes</b>				
Incidence of Maltreatment	0.09%	Not Eligible		
Staff Training	76%	Not Eligible		
Staff Safety Checks	94%	Not Eligible		
<b>Safety Sub-Total</b>			<b>N/A</b>	
<b>CPA Permanency Outcomes</b>				
Placement Stability	92%	Not Eligible		
<b>Permanency Sub-Total</b>			<b>N/A</b>	
<b>CPA Well-Being Outcomes</b>				
EPSDT Medical Visits	84%	Not Eligible		
EPSDT Dental Visits	80%	Not Eligible		
Academic Supports	70%	Not Eligible		
Provider ECEM Visits	80%	Not Eligible		
Provider General Contacts	78%	Not Eligible		
Placements with Siblings	65%	Not Eligible	Not Scored	Not Scored
Placements within Legal County	17%	Not Eligible	Not Scored	Not Scored
<b>Well-Being Sub-Total</b>			<b>N/A</b>	

\*Performance calculation descriptions can be found in the FY 2018 RBWO PBP Measurements and Standards Guide.

<b>Monitoring &amp; Outcomes: Possible Points = 0</b>		<b>Points Earned: N/A</b>	
<b>Score Before Incentives Credit</b>			<b>N/A</b>
<b>Incentives Awarded</b>			<b>0.00 pts</b>
<b>PBP Verification</b>			<b>N/A pts</b>
<b>Total Score</b>			<b>N/A%</b>



DHS, DFCS, Office of Provider Management  
**Performance-Based Placement Measures**  
**RBWO Provider GA+SCORECARD - CPA**  
Report Quarter: Q4 FY2018



**Provider/Program Name: National Youth Placement Corp, Inc. - Norcross (5323) - CPA**

# New Foster Homes During Quarter: 0		# Children in Care During Quarter: 0	# Placements During Quarter: 0	# Children in Care On Last Day: 0
CPA Incentive Credits	Avg Performance All CPAs (%)	Provider Performance (%)*	Possible Points (Weight)	Provider Points Earned
Early EPSDT Medical Visits		Not Eligible	2	
Early EPSDT Dental Visits		Not Eligible	2	
Permanency Contacts		None Planned	5	
Additional Academic Supports		Not Eligible	2	
Foster Hm Retention Rate (threshold = 90)		Not Eligible	2	0.00
Foster Hm Recruitment (threshold = 100)		0%	2	0.00
Active Agency Accreditation		0%	4	0.00
Staff Clinical Licensure		0%	5	0.00
<b>Incentives Total</b>	<b>5.45</b>		<b>24</b>	<b>0.00</b>
Maximum total combined incentive credit allowed is 10 points.			<b>Incentives Awarded</b>	<b>0.00</b>

\*Performance calculation descriptions can be found in the FY 2018 RBWO PBP Measurements and Standards Guide.

**Child Protective Services Investigations and Dispositions**

The following investigations data, which is not used for scoring but is considered significant to a provider's performance, is from Georgia SHINES and is not considered final or complete until the end of the fiscal year.

Total Reports:	0
Number Screened In:	0
Number Screened Out:	0
Number Substantiated:	0
Number Unsubstantiated:	0
Number Active CPS Investigations:	0



DHS, DFCS, Office of Provider Management

## Performance-Based Placement Measures

### RBWO Provider GA+SCORECARD - CPA



Report Quarter: Q4 FY2018

**Provider/Program Name: Neighbor to Family - Chatham County (4960) - CPA**

801 Green St., Augusta, GA 30901

Phone: 706-396-2180

Vendor ID# 89583

Quarterly Scores (Grades)

Current Quarter Score (Grade)

Q1: 92.81 (A-)

Q2: 78.40 (C+)

85.50%

Q3: 98.00 (A+)

Q4: 85.50 (B)

(B)

# New Foster Homes During Quarter: 0

# Children in Care During Quarter: 0

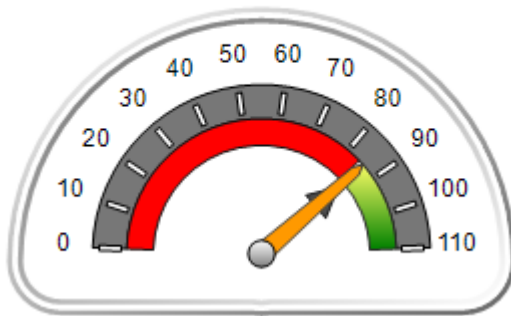
# Placements During Quarter: 0

# Children in Care On Last Day: 0

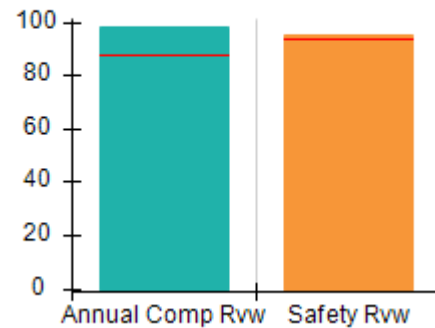
### Quarterly Provider Comparisons to All CPAs

— indicates average for all CPAs

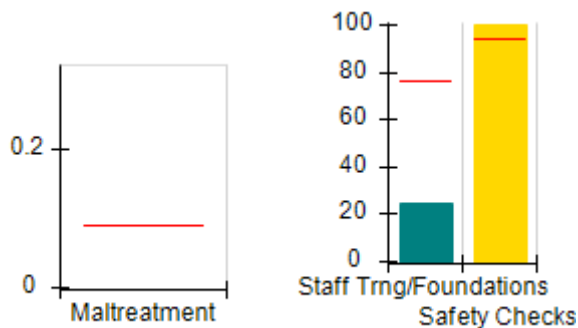
Overall Score (%)



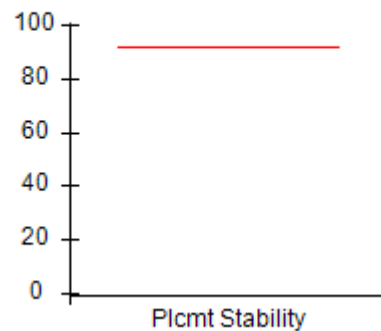
OPM Monitoring Reviews (%)



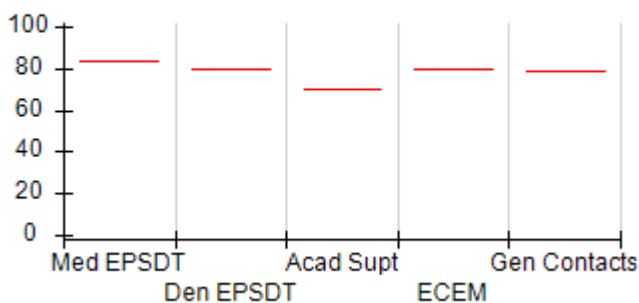
Safety Outcomes (%)



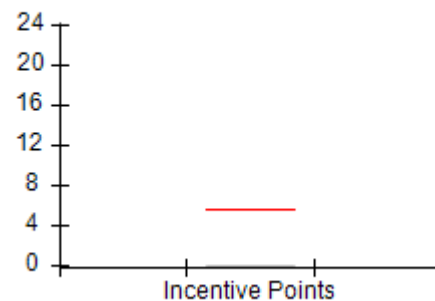
Permanency Outcomes (%)



Well-Being Outcomes (%)



Incentives Earned (Points)







DHS, DFCS, Office of Provider Management  
**Performance-Based Placement Measures**  
**RBWO Provider GA+SCORECARD - CPA**  
**Report Quarter: Q4 FY2018**



**Provider/Program Name: Neighbor to Family - Chatham County (4960) - CPA**

<b>801 Green St., Augusta, GA 30901</b>  <b>Phone: 706-396-2180</b>  <b>Vendor ID# 89583</b>		<b>Quarterly Scores (Grades)</b>		<b>Current Quarter Score (Grade)</b>
		<b>Q1: 92.81 (A-)</b>	<b>Q2: 78.40 (C+)</b>	<b>85.50%</b>
		<b>Q3: 98.00 (A+)</b>	<b>Q4: 85.50 (B)</b>	<b>(B)</b>
# New Foster Homes During Quarter: 0		# Children in Care During Quarter: 0	# Placements During Quarter: 0	# Children in Care On Last Day: 0
	<b>Avg Performance All CPAs (%)</b>	<b>Provider Performance (%)*</b>	<b>Possible Points (Weight)</b>	<b>Provider Points Earned</b>
<b>OPM Monitoring Reviews</b>				
Annual Comprehensive Reviews	87%	98%	25	24.58
Safety Reviews	94%	95%	15	14.22
<b>Monitoring Sub-Total</b>			<b>40</b>	<b>38.80</b>
<b>CPA Safety Outcomes</b>				
Incidence of Maltreatment	0.09%	Not Eligible		
Staff Training	76%	25%	10	2.50
Staff Safety Checks	94%	100%	10	10.00
<b>Safety Sub-Total</b>			<b>20</b>	<b>12.50</b>
<b>CPA Permanency Outcomes</b>				
Placement Stability	92%	Not Eligible		
<b>Permanency Sub-Total</b>			<b>N/A</b>	
<b>CPA Well-Being Outcomes</b>				
EPSDT Medical Visits	84%	Not Eligible		
EPSDT Dental Visits	80%	Not Eligible		
Academic Supports	70%	Not Eligible		
Provider ECEM Visits	80%	Not Eligible		
Provider General Contacts	78%	Not Eligible		
Placements with Siblings	65%	Not Eligible	Not Scored	Not Scored
Placements within Legal County	17%	Not Eligible	Not Scored	Not Scored
<b>Well-Being Sub-Total</b>			<b>N/A</b>	

\*Performance calculation descriptions can be found in the FY 2018 RBWO PBP Measurements and Standards Guide.

<b>Monitoring &amp; Outcomes: Possible Points = 60</b>	<b>Points Earned: 51.30</b>
<b>Score Before Incentives Credit</b>	<b>85.50%</b>
<b>Incentives Awarded</b>	<b>0.00 pts</b>
<b>PBP Verification</b>	<b>N/A pts</b>
<b>Total Score</b>	<b>85.50%</b>



DHS, DFCS, Office of Provider Management  
**Performance-Based Placement Measures**  
**RBWO Provider GA+SCORECARD - CPA**  
Report Quarter: Q4 FY2018



**Provider/Program Name: Neighbor to Family - Chatham County (4960) - CPA**

# New Foster Homes During Quarter: 0		# Children in Care During Quarter: 0	# Placements During Quarter: 0	# Children in Care On Last Day: 0
CPA Incentive Credits	Avg Performance All CPAs (%)	Provider Performance (%)*	Possible Points (Weight)	Provider Points Earned
Early EPSDT Medical Visits		Not Eligible	2	
Early EPSDT Dental Visits		Not Eligible	2	
Permanency Contacts		None Planned	5	
Additional Academic Supports		Not Eligible	2	
Foster Hm Retention Rate (threshold = 90)		Not Eligible	2	0.00
Foster Hm Recruitment (threshold = 100)		0%	2	0.00
Active Agency Accreditation		0%	4	0.00
Staff Clinical Licensure		0%	5	0.00
<b>Incentives Total</b>	<b>5.45</b>		<b>24</b>	<b>0.00</b>
Maximum total combined incentive credit allowed is 10 points.			<b>Incentives Awarded</b>	<b>0.00</b>

\*Performance calculation descriptions can be found in the FY 2018 RBWO PBP Measurements and Standards Guide.

**Child Protective Services Investigations and Dispositions**

The following investigations data, which is not used for scoring but is considered significant to a provider's performance, is from Georgia SHINES and is not considered final or complete until the end of the fiscal year.

Total Reports:	0
Number Screened In:	0
Number Screened Out:	0
Number Substantiated:	0
Number Unsubstantiated:	0
Number Active CPS Investigations:	0



**DHS, DFCS, Office of Provider Management**  
**Performance-Based Placement Measures**  
**RBWO Provider GA+SCORECARD - CPA**  
**Report Quarter: Q4 FY2018**

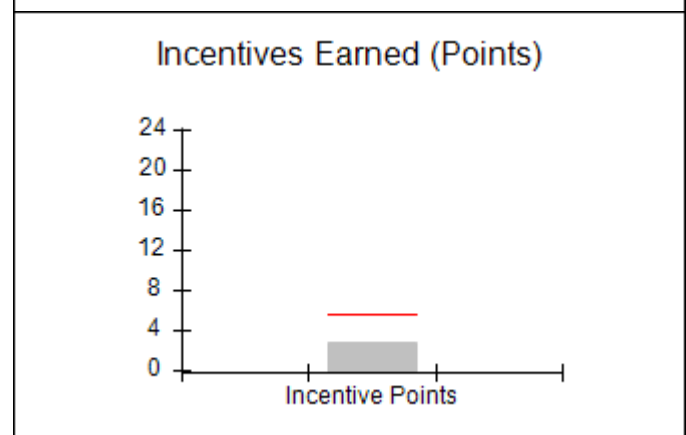
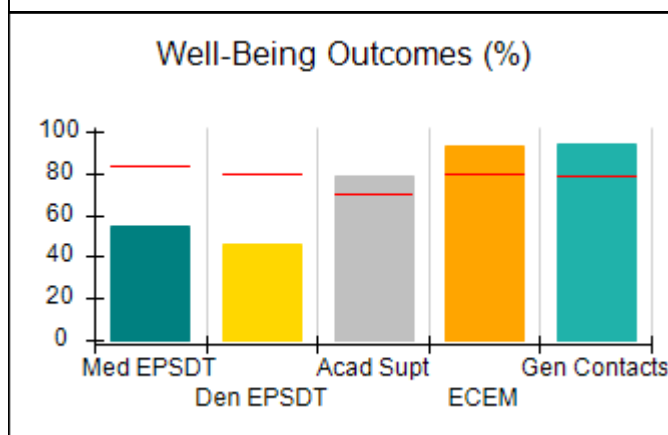
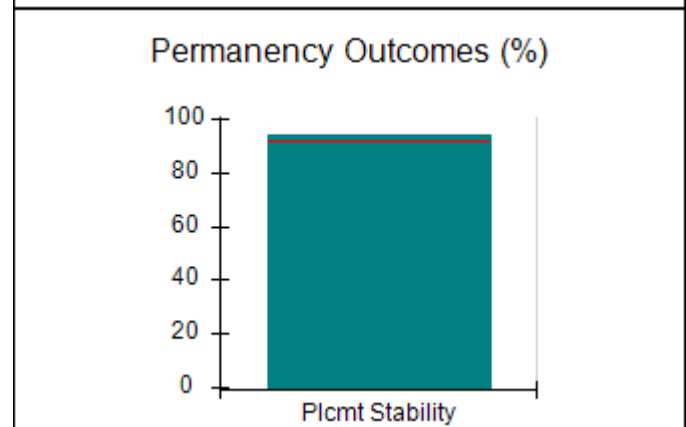
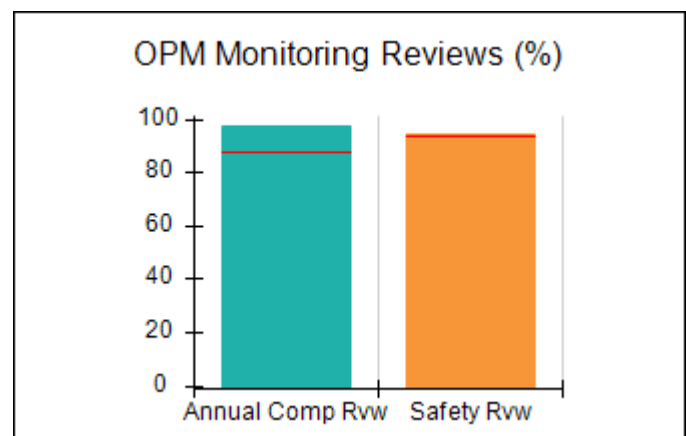
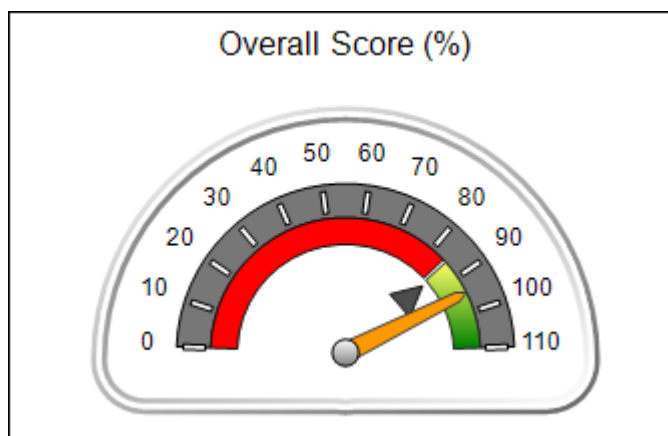


**Provider/Program Name: Neighbor to Family - Dekalb County (1031) - CPA**

<b>2075 West Park Place Blvd., Stone Mountain, GA 30087</b>  <b>Phone: 404-486-5831</b>  <b>Vendor ID# 35503</b>	Quarterly Scores (Grades)		Current Quarter Score (Grade)
	Q1: 95.79 (A)	Q2: 94.80 (A)	94.77% (A)
	Q3: 92.80 (A-)	Q4: 94.77 (A)	
# New Foster Homes During Quarter: 1	# Children in Care During Quarter: 50	# Placements During Quarter: 50	# Children in Care On Last Day: 44

**Quarterly Provider Comparisons to All CPAs**

▼ — indicates average for all CPAs





**DHS, DFCS, Office of Provider Management**  
**Performance-Based Placement Measures**  
**RBWO Provider GA+SCORECARD - CPA**  
**Report Quarter: Q4 FY2018**



**Provider/Program Name: Neighbor to Family - Dekalb County (1031) - CPA**

2075 West Park Place Blvd., Stone Mountain, GA 30087

Phone: 404-486-5831

Vendor ID# 35503

**Quarterly Scores (Grades)**

**Current Quarter Score (Grade)**

Q1: 95.79 (A)

Q2: 94.80 (A)

**94.77%**

Q3: 92.80 (A-)

Q4: 94.77 (A)

**(A)**

# New Foster Homes During Quarter: 1

# Children in Care During Quarter: 50

# Placements During Quarter: 50

# Children in Care On Last Day: 44

	Avg Performance All CPAs (%)	Provider Performance (%)*	Possible Points (Weight)	Provider Points Earned
<b>OPM Monitoring Reviews</b>				
Annual Comprehensive Reviews	87%	97%	25	24.29
Safety Reviews	94%	94%	15	14.14
<b>Monitoring Sub-Total</b>			<b>40</b>	<b>38.43</b>
<b>CPA Safety Outcomes</b>				
Incidence of Maltreatment	0.09%	No Substantiated Reports	10	10.00
Staff Training	76%	100%	5	5.00
Staff Safety Checks	94%	100%	5	5.00
<b>Safety Sub-Total</b>			<b>20</b>	<b>20.00</b>
<b>CPA Permanency Outcomes</b>				
Placement Stability	92%	94%	15	14.10
<b>Permanency Sub-Total</b>			<b>15</b>	<b>14.10</b>
<b>CPA Well-Being Outcomes</b>				
EPSDT Medical Visits	84%	55%	4	2.20
EPSDT Dental Visits	80%	46%	4	1.84
Academic Supports	70%	79%	3	2.37
Provider ECEM Visits	80%	93%	7	6.51
Provider General Contacts	78%	94%	7	6.58
Placements with Siblings	65%	72%	Not Scored	Not Scored
Placements within Legal County	17%	0%	Not Scored	Not Scored
<b>Well-Being Sub-Total</b>			<b>25</b>	<b>19.50</b>

\*Performance calculation descriptions can be found in the FY 2018 RBWO PBP Measurements and Standards Guide.

<b>Monitoring &amp; Outcomes: Possible Points = 100</b>	<b>Points Earned: 92.03</b>
<b>Score Before Incentives Credit</b>	<b>92.03%</b>
<b>Incentives Awarded</b>	<b>2.74 pts</b>
<b>PBP Verification</b>	<b>N/A pts</b>
<b>Total Score</b>	<b>94.77%</b>



**DHS, DFCS, Office of Provider Management**  
**Performance-Based Placement Measures**  
**RBWO Provider GA+SCORECARD - CPA**  
**Report Quarter: Q4 FY2018**



**Provider/Program Name: Neighbor to Family - Dekalb County (1031) - CPA**

# New Foster Homes During Quarter: 1		# Children in Care During Quarter: 50	# Placements During Quarter: 50	# Children in Care On Last Day: 44
CPA Incentive Credits	Avg Performance All CPAs (%)	Provider Performance (%)*	Possible Points (Weight)	Provider Points Earned
Early EPSDT Medical Visits		0%	2	0.00
Early EPSDT Dental Visits		12%	2	0.24
Permanency Contacts		0%	5	0.00
Additional Academic Supports		0%	2	0.00
Foster Hm Retention Rate (threshold = 90)		90%	2	2.00
Foster Hm Recruitment (threshold = 100)		50%	2	0.00
Active Agency Accreditation		0%	4	0.00
Staff Clinical Licensure		10%	5	0.50
<b>Incentives Total</b>	<b>5.45</b>		<b>24</b>	<b>2.74</b>
Maximum total combined incentive credit allowed is 10 points.			<b>Incentives Awarded</b>	<b>2.74</b>

\*Performance calculation descriptions can be found in the FY 2018 RBWO PBP Measurements and Standards Guide.

**Child Protective Services Investigations and Dispositions**

The following investigations data, which is not used for scoring but is considered significant to a provider's performance, is from Georgia SHINES and is not considered final or complete until the end of the fiscal year.

Total Reports:	2
Number Screened In:	2
Number Screened Out:	0
Number Substantiated:	0
Number Unsubstantiated:	3
Number Active CPS Investigations:	-1



DHS, DFCS, Office of Provider Management  
**Performance-Based Placement Measures**  
**RBWO Provider GA+SCORECARD - CPA**  
Report Quarter: Q4 FY2018



**Provider/Program Name: Neighbor to Family - Douglas County (1033) - CPA**

2075 W Park Pl., Stone Mountain, GA 30087

Phone: 770-465-5170

Vendor ID# 35502

**Quarterly Scores (Grades)**

**Current Quarter Score (Grade)**

Q1: 97.52 (A+)

Q2: 104.17 (A+)

**96.01%**

Q3: 103.53 (A+)

Q4: 96.01 (A)

**(A)**

# New Foster Homes During Quarter: 0

# Children in Care During Quarter: 10

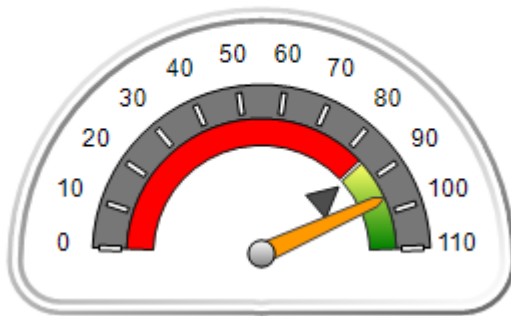
# Placements During Quarter: 10

# Children in Care On Last Day: 7

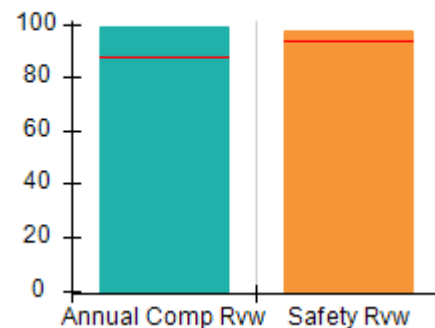
**Quarterly Provider Comparisons to All CPAs**

— indicates average for all CPAs

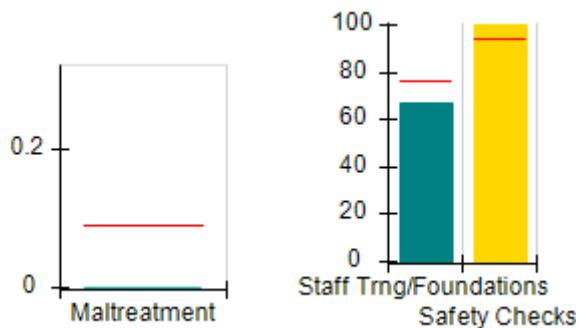
**Overall Score (%)**



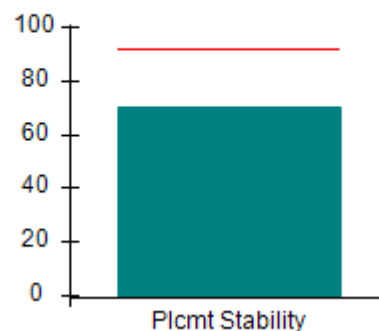
**OPM Monitoring Reviews (%)**



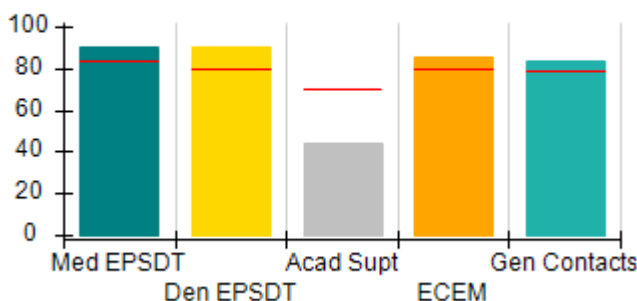
**Safety Outcomes (%)**



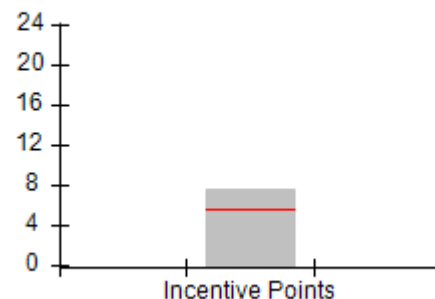
**Permanency Outcomes (%)**



**Well-Being Outcomes (%)**



**Incentives Earned (Points)**





DHS, DFCS, Office of Provider Management  
**Performance-Based Placement Measures**  
**RBWO Provider GA+SCORECARD - CPA**  
 Report Quarter: Q4 FY2018



**Provider/Program Name: Neighbor to Family - Douglas County (1033) - CPA**

2075 W Park Pl., Stone Mountain, GA 30087  Phone: 770-465-5170  Vendor ID# 35502		Quarterly Scores (Grades)		Current Quarter Score (Grade)
		Q1: 97.52 (A+)	Q2: 104.17 (A+)	96.01%
		Q3: 103.53 (A+)	Q4: 96.01 (A)	(A)
# New Foster Homes During Quarter: 0		# Children in Care During Quarter: 10	# Placements During Quarter: 10	# Children in Care On Last Day: 7
	Avg Performance All CPAs (%)	Provider Performance (%)*	Possible Points (Weight)	Provider Points Earned
<b>OPM Monitoring Reviews</b>				
Annual Comprehensive Reviews	87%	99%	25	24.75
Safety Reviews	94%	98%	15	14.66
<b>Monitoring Sub-Total</b>			<b>40</b>	<b>39.41</b>
<b>CPA Safety Outcomes</b>				
Incidence of Maltreatment	0.09%	No Substantiated Reports	10	10.00
Staff Training	76%	67%	5	3.35
Staff Safety Checks	94%	100%	5	5.00
<b>Safety Sub-Total</b>			<b>20</b>	<b>18.35</b>
<b>CPA Permanency Outcomes</b>				
Placement Stability	92%	70%	15	10.50
<b>Permanency Sub-Total</b>			<b>15</b>	<b>10.50</b>
<b>CPA Well-Being Outcomes</b>				
EPSDT Medical Visits	84%	90%	4	3.60
EPSDT Dental Visits	80%	90%	4	3.60
Academic Supports	70%	44%	3	1.32
Provider ECEM Visits	80%	85%	7	5.95
Provider General Contacts	78%	83%	7	5.81
Placements with Siblings	65%	Not Eligible	Not Scored	Not Scored
Placements within Legal County	17%	Not Eligible	Not Scored	Not Scored
<b>Well-Being Sub-Total</b>			<b>25</b>	<b>20.28</b>

\*Performance calculation descriptions can be found in the FY 2018 RBWO PBP Measurements and Standards Guide.

<b>Monitoring &amp; Outcomes: Possible Points = 100</b>	<b>Points Earned: 88.54</b>
<b>Score Before Incentives Credit</b>	<b>88.54%</b>
<b>Incentives Awarded</b>	<b>7.47 pts</b>
<b>PBP Verification</b>	<b>0.00 pts</b>
<b>Total Score</b>	<b>96.01%</b>



DHS, DFCS, Office of Provider Management  
**Performance-Based Placement Measures**  
**RBWO Provider GA+SCORECARD - CPA**  
Report Quarter: Q4 FY2018



**Provider/Program Name: Neighbor to Family - Douglas County (1033) - CPA**

# New Foster Homes During Quarter: 0		# Children in Care During Quarter: 10	# Placements During Quarter: 10	# Children in Care On Last Day: 7
CPA Incentive Credits	Avg Performance All CPAs (%)	Provider Performance (%)*	Possible Points (Weight)	Provider Points Earned
Early EPSDT Medical Visits		0%	2	0.00
Early EPSDT Dental Visits		75%	2	1.50
Permanency Contacts		67%	5	3.35
Additional Academic Supports		6%	2	0.12
Foster Hm Retention Rate (threshold = 90)		67%	2	0.00
Foster Hm Recruitment (threshold = 100)		100%	2	2.00
Active Agency Accreditation		0%	4	0.00
Staff Clinical Licensure		10%	5	0.50
<b>Incentives Total</b>	<b>5.45</b>		<b>24</b>	<b>7.47</b>
Maximum total combined incentive credit allowed is 10 points.			<b>Incentives Awarded</b>	<b>7.47</b>

\*Performance calculation descriptions can be found in the FY 2018 RBWO PBP Measurements and Standards Guide.

**Child Protective Services Investigations and Dispositions**

The following investigations data, which is not used for scoring but is considered significant to a provider's performance, is from Georgia SHINES and is not considered final or complete until the end of the fiscal year.

Total Reports:	0
Number Screened In:	0
Number Screened Out:	0
Number Substantiated:	0
Number Unsubstantiated:	0
Number Active CPS Investigations:	0





DHS, DFCS, Office of Provider Management  
**Performance-Based Placement Measures**  
**RBWO Provider GA+SCORECARD - CPA**



Report Quarter: Q4 FY2018

**Provider/Program Name: Neighbor to Family - Fulton County (774) - CPA**

2075 West Park Place Blvd., Stone Mountain,  
GA 30087

Phone: 404-315-0100

Vendor ID# 35505

**Quarterly Scores (Grades)**

Q1: 94.90 (A)

Q2: 93.64 (A-)

Q3: 94.80 (A)

Q4: 96.25 (A)

**Current Quarter Score  
(Grade)**

**96.25%**

**(A)**

# New Foster Homes During Quarter: 0

# Children in Care During  
Quarter: 33

# Placements During  
Quarter: 33

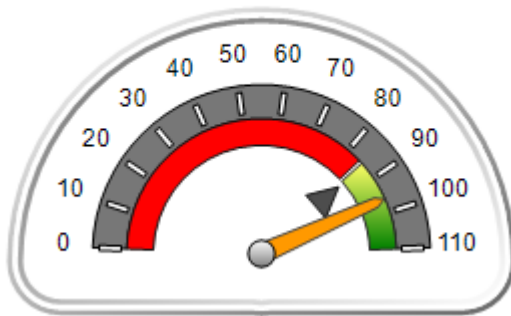
# Children in Care On Last  
Day: 22

**Quarterly Provider Comparisons to All CPAs**

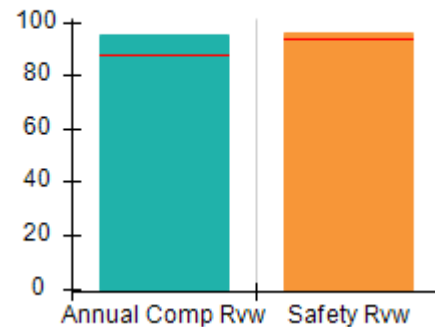


— indicates average for all CPAs

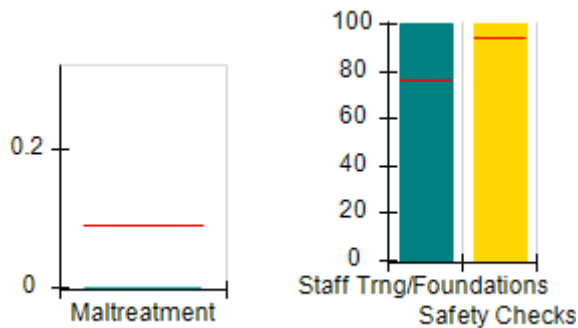
**Overall Score (%)**



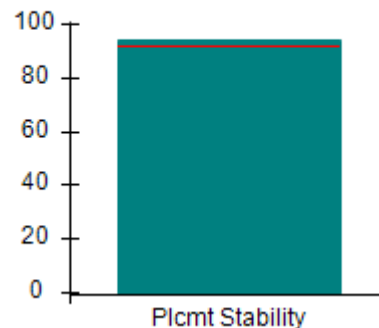
**OPM Monitoring Reviews (%)**



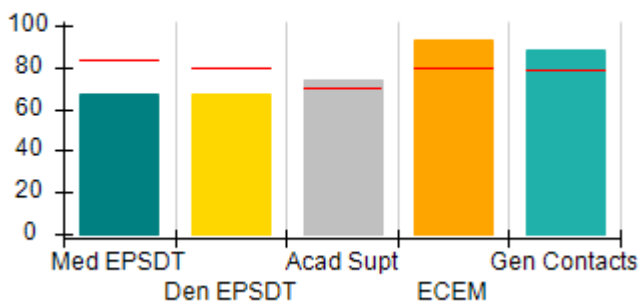
**Safety Outcomes (%)**



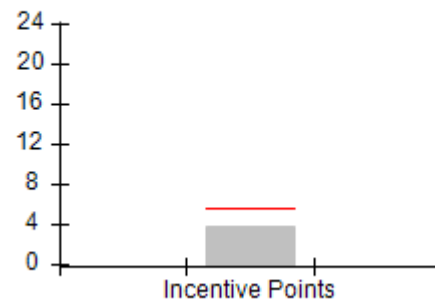
**Permanency Outcomes (%)**



**Well-Being Outcomes (%)**



**Incentives Earned (Points)**





DHS, DFCS, Office of Provider Management  
**Performance-Based Placement Measures**  
**RBWO Provider GA+SCORECARD - CPA**  
**Report Quarter: Q4 FY2018**



**Provider/Program Name: Neighbor to Family - Fulton County (774) - CPA**

2075 West Park Place Blvd., Stone Mountain, GA 30087

Phone: 404-315-0100

Vendor ID# 35505

**Quarterly Scores (Grades)**

**Current Quarter Score (Grade)**

Q1: 94.90 (A)

Q2: 93.64 (A-)

**96.25%**

Q3: 94.80 (A)

Q4: 96.25 (A)

**(A)**

# New Foster Homes During Quarter: 0

# Children in Care During Quarter: 33

# Placements During Quarter: 33

# Children in Care On Last Day: 22

	Avg Performance All CPAs (%)	Provider Performance (%)*	Possible Points (Weight)	Provider Points Earned
<b>OPM Monitoring Reviews</b>				
Annual Comprehensive Reviews	87%	95%	25	23.73
Safety Reviews	94%	96%	15	14.39
<b>Monitoring Sub-Total</b>			<b>40</b>	<b>38.12</b>
<b>CPA Safety Outcomes</b>				
Incidence of Maltreatment	0.09%	No Substantiated Reports	10	10.00
Staff Training	76%	100%	5	5.00
Staff Safety Checks	94%	100%	5	5.00
<b>Safety Sub-Total</b>			<b>20</b>	<b>20.00</b>
<b>CPA Permanency Outcomes</b>				
Placement Stability	92%	94%	15	14.10
<b>Permanency Sub-Total</b>			<b>15</b>	<b>14.10</b>
<b>CPA Well-Being Outcomes</b>				
EPSDT Medical Visits	84%	67%	4	2.68
EPSDT Dental Visits	80%	67%	4	2.68
Academic Supports	70%	74%	3	2.22
Provider ECEM Visits	80%	93%	7	6.51
Provider General Contacts	78%	88%	7	6.16
Placements with Siblings	65%	22%	Not Scored	Not Scored
Placements within Legal County	17%	0%	Not Scored	Not Scored
<b>Well-Being Sub-Total</b>			<b>25</b>	<b>20.25</b>

\*Performance calculation descriptions can be found in the FY 2018 RBWO PBP Measurements and Standards Guide.

<b>Monitoring &amp; Outcomes: Possible Points = 100</b>	<b>Points Earned: 92.47</b>
<b>Score Before Incentives Credit</b>	<b>92.47%</b>
<b>Incentives Awarded</b>	<b>3.78 pts</b>
<b>PBP Verification</b>	<b>N/A pts</b>
<b>Total Score</b>	<b>96.25%</b>



**DHS, DFCS, Office of Provider Management**  
**Performance-Based Placement Measures**  
**RBWO Provider GA+SCORECARD - CPA**  
**Report Quarter: Q4 FY2018**



**Provider/Program Name: Neighbor to Family - Fulton County (774) - CPA**

# New Foster Homes During Quarter: 0		# Children in Care During Quarter: 33	# Placements During Quarter: 33	# Children in Care On Last Day: 22
CPA Incentive Credits	Avg Performance All CPAs (%)	Provider Performance (%)*	Possible Points (Weight)	Provider Points Earned
Early EPSDT Medical Visits		31%	2	0.62
Early EPSDT Dental Visits		33%	2	0.66
Permanency Contacts		0%	5	0.00
Additional Academic Supports		0%	2	0.00
Foster Hm Retention Rate (threshold = 90)		100%	2	2.00
Foster Hm Recruitment (threshold = 100)		0%	2	0.00
Active Agency Accreditation		0%	4	0.00
Staff Clinical Licensure		10%	5	0.50
<b>Incentives Total</b>	<b>5.45</b>		<b>24</b>	<b>3.78</b>
Maximum total combined incentive credit allowed is 10 points.			<b>Incentives Awarded</b>	<b>3.78</b>

\*Performance calculation descriptions can be found in the FY 2018 RBWO PBP Measurements and Standards Guide.

**Child Protective Services Investigations and Dispositions**

The following investigations data, which is not used for scoring but is considered significant to a provider's performance, is from Georgia SHINES and is not considered final or complete until the end of the fiscal year.

Total Reports:	0
Number Screened In:	0
Number Screened Out:	0
Number Substantiated:	0
Number Unsubstantiated:	1
Number Active CPS Investigations:	-1



DHS, DFCS, Office of Provider Management  
**Performance-Based Placement Measures**  
**RBWO Provider GA+SCORECARD - CPA**  
Report Quarter: Q4 FY2018



**Provider/Program Name: Neighbor to Family - Gwinnett County (1032) - CPA**

2075 W Park Pl., Stone Mountain, GA 30087

Phone: 770-465-5170

Vendor ID# 35504

**Quarterly Scores (Grades)**

**Current Quarter Score (Grade)**

Q1: 99.00 (A+)

Q2: 94.62 (A)

**93.73%**

Q3: 95.85 (A)

Q4: 93.73 (A-)

**(A-)**

# New Foster Homes During Quarter: 0

# Children in Care During Quarter: 32

# Placements During Quarter: 32

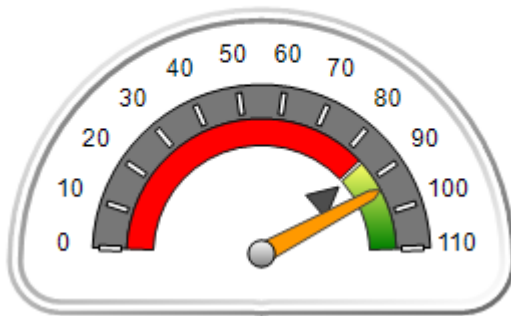
# Children in Care On Last Day: 25

**Quarterly Provider Comparisons to All CPAs**

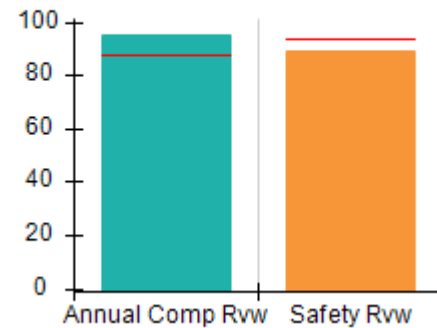


— indicates average for all CPAs

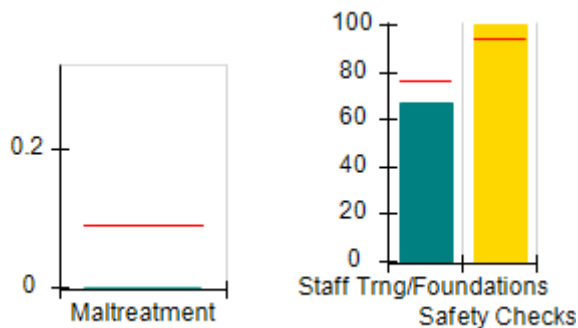
**Overall Score (%)**



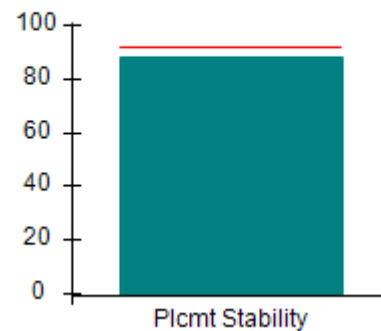
**OPM Monitoring Reviews (%)**



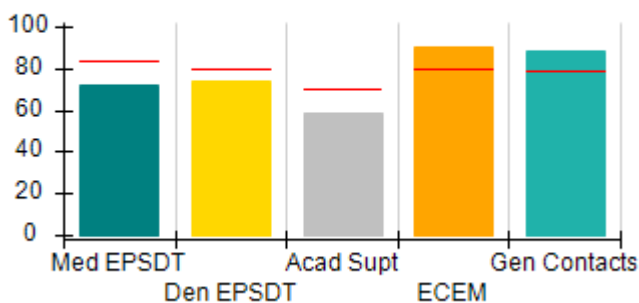
**Safety Outcomes (%)**



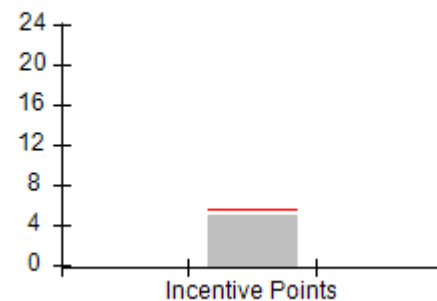
**Permanency Outcomes (%)**



**Well-Being Outcomes (%)**



**Incentives Earned (Points)**





DHS, DFCS, Office of Provider Management  
**Performance-Based Placement Measures**  
**RBWO Provider GA+SCORECARD - CPA**  
 Report Quarter: Q4 FY2018



**Provider/Program Name: Neighbor to Family - Gwinnett County (1032) - CPA**

2075 W Park Pl., Stone Mountain, GA 30087  Phone: 770-465-5170  Vendor ID# 35504		Quarterly Scores (Grades)		Current Quarter Score (Grade)
		Q1: 99.00 (A+)	Q2: 94.62 (A)	93.73%
		Q3: 95.85 (A)	Q4: 93.73 (A-)	(A-)
# New Foster Homes During Quarter: 0		# Children in Care During Quarter: 32	# Placements During Quarter: 32	# Children in Care On Last Day: 25
	Avg Performance All CPAs (%)	Provider Performance (%)*	Possible Points (Weight)	Provider Points Earned
<b>OPM Monitoring Reviews</b>				
Annual Comprehensive Reviews	87%	95%	25	23.72
Safety Reviews	94%	89%	15	13.37
<b>Monitoring Sub-Total</b>			<b>40</b>	<b>37.09</b>
<b>CPA Safety Outcomes</b>				
Incidence of Maltreatment	0.09%	No Substantiated Reports	10	10.00
Staff Training	76%	67%	5	3.35
Staff Safety Checks	94%	100%	5	5.00
<b>Safety Sub-Total</b>			<b>20</b>	<b>18.35</b>
<b>CPA Permanency Outcomes</b>				
Placement Stability	92%	88%	15	13.20
<b>Permanency Sub-Total</b>			<b>15</b>	<b>13.20</b>
<b>CPA Well-Being Outcomes</b>				
EPSDT Medical Visits	84%	72%	4	2.88
EPSDT Dental Visits	80%	74%	4	2.96
Academic Supports	70%	59%	3	1.77
Provider ECEM Visits	80%	90%	7	6.30
Provider General Contacts	78%	88%	7	6.16
Placements with Siblings	65%	100%	Not Scored	Not Scored
Placements within Legal County	17%	Not Eligible	Not Scored	Not Scored
<b>Well-Being Sub-Total</b>			<b>25</b>	<b>20.07</b>

\*Performance calculation descriptions can be found in the FY 2018 RBWO PBP Measurements and Standards Guide.

<b>Monitoring &amp; Outcomes: Possible Points = 100</b>	<b>Points Earned: 88.71</b>
<b>Score Before Incentives Credit</b>	<b>88.71%</b>
<b>Incentives Awarded</b>	<b>5.02 pts</b>
<b>PBP Verification</b>	<b>N/A pts</b>
<b>Total Score</b>	<b>93.73%</b>



DHS, DFCS, Office of Provider Management  
**Performance-Based Placement Measures**  
**RBWO Provider GA+SCORECARD - CPA**  
Report Quarter: Q4 FY2018



**Provider/Program Name: Neighbor to Family - Gwinnett County (1032) - CPA**

# New Foster Homes During Quarter: 0		# Children in Care During Quarter: 32	# Placements During Quarter: 32	# Children in Care On Last Day: 25
CPA Incentive Credits	Avg Performance All CPAs (%)	Provider Performance (%)*	Possible Points (Weight)	Provider Points Earned
Early EPSDT Medical Visits		0%	2	0.00
Early EPSDT Dental Visits		56%	2	1.12
Permanency Contacts		28%	5	1.40
Additional Academic Supports		0%	2	0.00
Foster Hm Retention Rate (threshold = 90)		100%	2	2.00
Foster Hm Recruitment (threshold = 100)		0%	2	0.00
Active Agency Accreditation		0%	4	0.00
Staff Clinical Licensure		10%	5	0.50
<b>Incentives Total</b>	<b>5.45</b>		<b>24</b>	<b>5.02</b>
Maximum total combined incentive credit allowed is 10 points.			<b>Incentives Awarded</b>	<b>5.02</b>

\*Performance calculation descriptions can be found in the FY 2018 RBWO PBP Measurements and Standards Guide.

**Child Protective Services Investigations and Dispositions**

The following investigations data, which is not used for scoring but is considered significant to a provider's performance, is from Georgia SHINES and is not considered final or complete until the end of the fiscal year.

Total Reports:	0
Number Screened In:	0
Number Screened Out:	0
Number Substantiated:	0
Number Unsubstantiated:	0
Number Active CPS Investigations:	0



DHS, DFCS, Office of Provider Management  
**Performance-Based Placement Measures**  
**RBWO Provider GA+SCORECARD - CPA**  
Report Quarter: Q4 FY2018



**Provider/Program Name: Neighbor to Family - Henry County (1035) - CPA**

2075 West Park Place Blvd., Stone Mountain,  
GA 30087

Phone: 678-422-9770

Vendor ID# 62038

**Quarterly Scores (Grades)**

Q1: 94.10 (A)

Q2: 95.51 (A)

Q3: 100.12 (A+)

Q4: 92.18 (A-)

**Current Quarter Score  
(Grade)**

**92.18%**

**(A-)**

# New Foster Homes During Quarter: 0

# Children in Care During  
Quarter: 24

# Placements During  
Quarter: 24

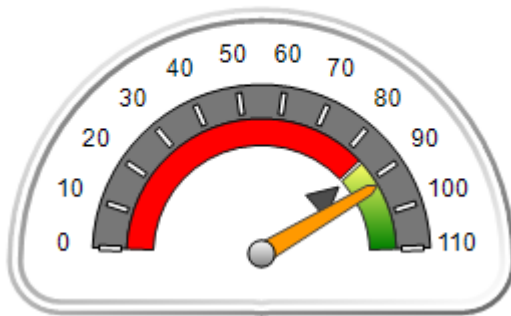
# Children in Care On Last  
Day: 17

**Quarterly Provider Comparisons to All CPAs**

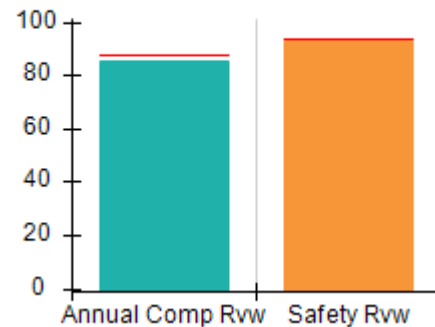


— indicates average for all CPAs

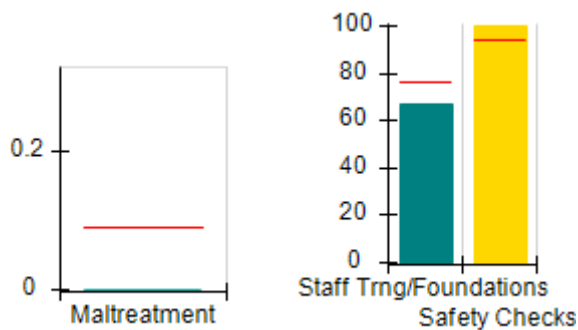
**Overall Score (%)**



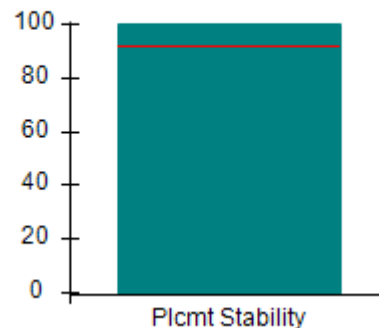
**OPM Monitoring Reviews (%)**



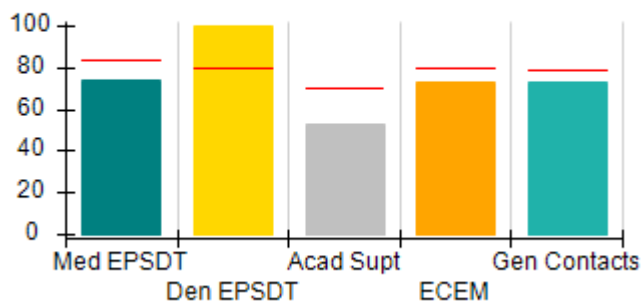
**Safety Outcomes (%)**



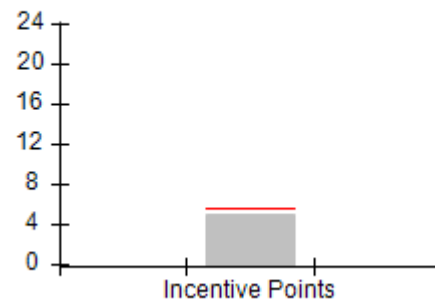
**Permanency Outcomes (%)**



**Well-Being Outcomes (%)**



**Incentives Earned (Points)**





DHS, DFCS, Office of Provider Management  
**Performance-Based Placement Measures**  
**RBWO Provider GA+SCORECARD - CPA**  
 Report Quarter: Q4 FY2018



**Provider/Program Name: Neighbor to Family - Henry County (1035) - CPA**

2075 West Park Place Blvd., Stone Mountain, GA 30087

Phone: 678-422-9770

Vendor ID# 62038

Quarterly Scores (Grades)		Current Quarter Score (Grade)
Q1: 94.10 (A)	Q2: 95.51 (A)	<b>92.18%</b> <b>(A-)</b>
Q3: 100.12 (A+)	Q4: 92.18 (A-)	

# New Foster Homes During Quarter: 0

# Children in Care During Quarter: 24

# Placements During Quarter: 24

# Children in Care On Last Day: 17

	Avg Performance All CPAs (%)	Provider Performance (%)*	Possible Points (Weight)	Provider Points Earned
--	------------------------------	---------------------------	--------------------------	------------------------

**OPM Monitoring Reviews**

Annual Comprehensive Reviews	87%	85%	25	21.33
Safety Reviews	94%	93%	15	13.88
<b>Monitoring Sub-Total</b>			<b>40</b>	<b>35.21</b>

**CPA Safety Outcomes**

Incidence of Maltreatment	0.09%	No Substantiated Reports	10	10.00
Staff Training	76%	67%	5	3.35
Staff Safety Checks	94%	100%	5	5.00
<b>Safety Sub-Total</b>			<b>20</b>	<b>18.35</b>

**CPA Permanency Outcomes**

Placement Stability	92%	100%	15	15.00
<b>Permanency Sub-Total</b>			<b>15</b>	<b>15.00</b>

**CPA Well-Being Outcomes**

EPSDT Medical Visits	84%	74%	4	2.96
EPSDT Dental Visits	80%	100%	4	4.00
Academic Supports	70%	53%	3	1.59
Provider ECEM Visits	80%	73%	7	5.11
Provider General Contacts	78%	73%	7	5.11
Placements with Siblings	65%	100%	Not Scored	Not Scored
Placements within Legal County	17%	0%	Not Scored	Not Scored
<b>Well-Being Sub-Total</b>			<b>25</b>	<b>18.77</b>

\*Performance calculation descriptions can be found in the FY 2018 RBWO PBP Measurements and Standards Guide.

<b>Monitoring &amp; Outcomes: Possible Points = 100</b>	<b>Points Earned: 87.33</b>
<b>Score Before Incentives Credit</b>	<b>87.33%</b>
<b>Incentives Awarded</b>	<b>4.85 pts</b>
<b>PBP Verification</b>	<b>0.00 pts</b>
<b>Total Score</b>	<b>92.18%</b>





**DHS, DFCS, Office of Provider Management**  
**Performance-Based Placement Measures**  
**RBWO Provider GA+SCORECARD - CPA**  
**Report Quarter: Q4 FY2018**



**Provider/Program Name: Neighbor to Family - Henry County (1035) - CPA**

# New Foster Homes During Quarter: 0		# Children in Care During Quarter: 24	# Placements During Quarter: 24	# Children in Care On Last Day: 17
CPA Incentive Credits	Avg Performance All CPAs (%)	Provider Performance (%)*	Possible Points (Weight)	Provider Points Earned
Early EPSDT Medical Visits		100%	2	2.00
Early EPSDT Dental Visits		100%	2	2.00
Permanency Contacts		7%	5	0.35
Additional Academic Supports		0%	2	0.00
Foster Hm Retention Rate (threshold = 90)		60%	2	0.00
Foster Hm Recruitment (threshold = 100)		0%	2	0.00
Active Agency Accreditation		0%	4	0.00
Staff Clinical Licensure		10%	5	0.50
<b>Incentives Total</b>	<b>5.45</b>		<b>24</b>	<b>4.85</b>
Maximum total combined incentive credit allowed is 10 points.			<b>Incentives Awarded</b>	<b>4.85</b>

\*Performance calculation descriptions can be found in the FY 2018 RBWO PBP Measurements and Standards Guide.

**Child Protective Services Investigations and Dispositions**

The following investigations data, which is not used for scoring but is considered significant to a provider's performance, is from Georgia SHINES and is not considered final or complete until the end of the fiscal year.

Total Reports:	1
Number Screened In:	1
Number Screened Out:	0
Number Substantiated:	0
Number Unsubstantiated:	0
Number Active CPS Investigations:	1



DHS, DFCS, Office of Provider Management  
**Performance-Based Placement Measures**  
**RBWO Provider GA+SCORECARD - CPA**  
Report Quarter: Q4 FY2018



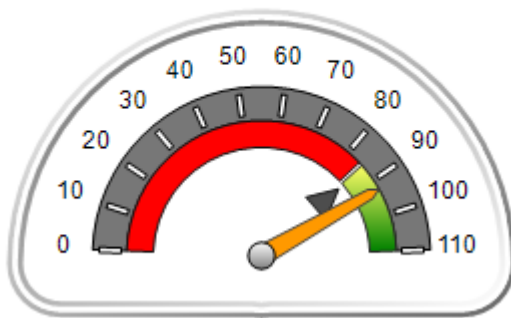
**Provider/Program Name: Neighbor to Family - Richmond County (1034) - CPA**

1226 Augusta West Pkwy, Augusta, GA 30909 Phone: 706-396-2180 Vendor ID# 35506	Quarterly Scores (Grades)		Current Quarter Score (Grade)
	Q1: 87.02 (B+)	Q2: 99.51 (A+)	92.84% (A-)
	Q3: 101.27 (A+)	Q4: 92.84 (A-)	
# New Foster Homes During Quarter: 2	# Children in Care During Quarter: 51	# Placements During Quarter: 53	# Children in Care On Last Day: 41

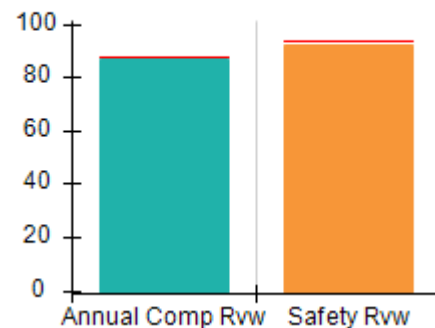
**Quarterly Provider Comparisons to All CPAs**

— indicates average for all CPAs

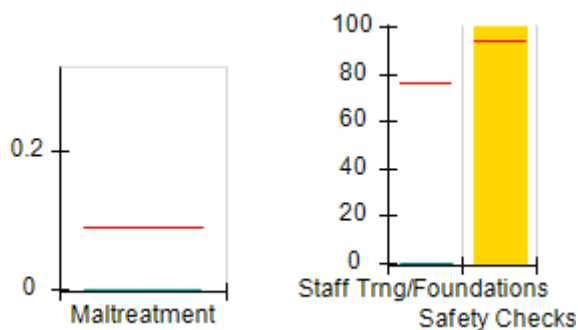
Overall Score (%)



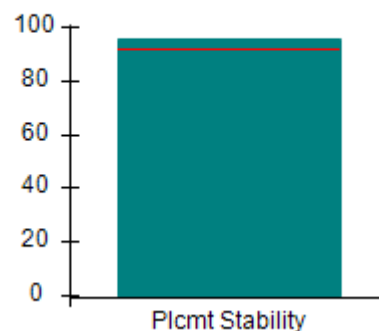
OPM Monitoring Reviews (%)



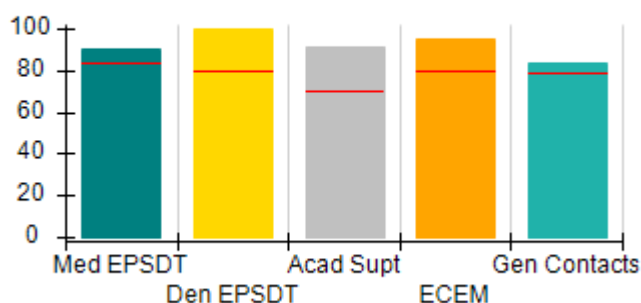
Safety Outcomes (%)



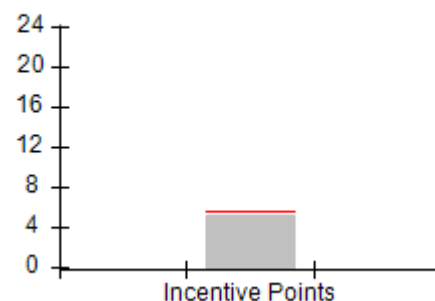
Permanency Outcomes (%)



Well-Being Outcomes (%)



Incentives Earned (Points)





DHS, DFCS, Office of Provider Management  
**Performance-Based Placement Measures**  
**RBWO Provider GA+SCORECARD - CPA**  
**Report Quarter: Q4 FY2018**



**Provider/Program Name: Neighbor to Family - Richmond County (1034) - CPA**

<b>1226 Augusta West Pkwy, Augusta, GA 30909</b>  <b>Phone: 706-396-2180</b>  <b>Vendor ID# 35506</b>		<b>Quarterly Scores (Grades)</b>		<b>Current Quarter Score (Grade)</b>
		<b>Q1: 87.02 (B+)</b>	<b>Q2: 99.51 (A+)</b>	<b>92.84%</b>
		<b>Q3: 101.27 (A+)</b>	<b>Q4: 92.84 (A-)</b>	<b>(A-)</b>
# New Foster Homes During Quarter: 2		# Children in Care During Quarter: 51	# Placements During Quarter: 53	# Children in Care On Last Day: 41
	<b>Avg Performance All CPAs (%)</b>	<b>Provider Performance (%)*</b>	<b>Possible Points (Weight)</b>	<b>Provider Points Earned</b>
<b>OPM Monitoring Reviews</b>				
Annual Comprehensive Reviews	87%	87%	25	21.64
Safety Reviews	94%	92%	15	13.79
<b>Monitoring Sub-Total</b>			<b>40</b>	<b>35.43</b>
<b>CPA Safety Outcomes</b>				
Incidence of Maltreatment	0.09%	No Substantiated Reports	10	10.00
Staff Training	76%	0%	5	0.00
Staff Safety Checks	94%	100%	5	5.00
<b>Safety Sub-Total</b>			<b>20</b>	<b>15.00</b>
<b>CPA Permanency Outcomes</b>				
Placement Stability	92%	96%	15	14.40
<b>Permanency Sub-Total</b>			<b>15</b>	<b>14.40</b>
<b>CPA Well-Being Outcomes</b>				
EPSDT Medical Visits	84%	90%	4	3.60
EPSDT Dental Visits	80%	100%	4	4.00
Academic Supports	70%	91%	3	2.73
Provider ECEM Visits	80%	95%	7	6.65
Provider General Contacts	78%	83%	7	5.81
Placements with Siblings	65%	90%	Not Scored	Not Scored
Placements within Legal County	17%	65%	Not Scored	Not Scored
<b>Well-Being Sub-Total</b>			<b>25</b>	<b>22.79</b>

\*Performance calculation descriptions can be found in the FY 2018 RBWO PBP Measurements and Standards Guide.

<b>Monitoring &amp; Outcomes: Possible Points = 100</b>	<b>Points Earned: 87.62</b>
<b>Score Before Incentives Credit</b>	<b>87.62%</b>
<b>Incentives Awarded</b>	<b>5.22 pts</b>
<b>PBP Verification</b>	<b>N/A pts</b>
<b>Total Score</b>	<b>92.84%</b>



DHS, DFCS, Office of Provider Management  
**Performance-Based Placement Measures**  
**RBWO Provider GA+SCORECARD - CPA**  
Report Quarter: Q4 FY2018



**Provider/Program Name: Neighbor to Family - Richmond County (1034) - CPA**

# New Foster Homes During Quarter: 2		# Children in Care During Quarter: 51	# Placements During Quarter: 53	# Children in Care On Last Day: 41
CPA Incentive Credits	Avg Performance All CPAs (%)	Provider Performance (%)*	Possible Points (Weight)	Provider Points Earned
Early EPSDT Medical Visits		100%	2	2.00
Early EPSDT Dental Visits		100%	2	2.00
Permanency Contacts		4%	5	0.20
Additional Academic Supports		51%	2	1.02
Foster Hm Retention Rate (threshold = 90)		75%	2	0.00
Foster Hm Recruitment (threshold = 100)		33%	2	0.00
Active Agency Accreditation		0%	4	0.00
Staff Clinical Licensure		0%	5	0.00
<b>Incentives Total</b>	<b>5.45</b>		<b>24</b>	<b>5.22</b>
Maximum total combined incentive credit allowed is 10 points.			<b>Incentives Awarded</b>	<b>5.22</b>

\*Performance calculation descriptions can be found in the FY 2018 RBWO PBP Measurements and Standards Guide.

**Child Protective Services Investigations and Dispositions**

The following investigations data, which is not used for scoring but is considered significant to a provider's performance, is from Georgia SHINES and is not considered final or complete until the end of the fiscal year.

Total Reports:	7
Number Screened In:	2
Number Screened Out:	5
Number Substantiated:	0
Number Unsubstantiated:	0
Number Active CPS Investigations:	2



DHS, DFCS, Office of Provider Management  
**Performance-Based Placement Measures**  
**RBWO Provider GA+SCORECARD - CPA**



Report Quarter: Q4 FY2018

**Provider/Program Name: New Beginnings, Life Changing Network, Inc. - (979) - CPA**

50 Hurt Plaza , Atlanta, GA 30303

Phone: 404-298-0888

Vendor ID# 40080

**Quarterly Scores (Grades)**

Q1: 74.65 (C)

Q2: 83.82 (B-)

Q3: 79.36 (C+)

Q4: 58.06 (F)

**Current Quarter Score (Grade)**

**58.06%**

**(F)**

# New Foster Homes During Quarter: 1

# Children in Care During Quarter: 64

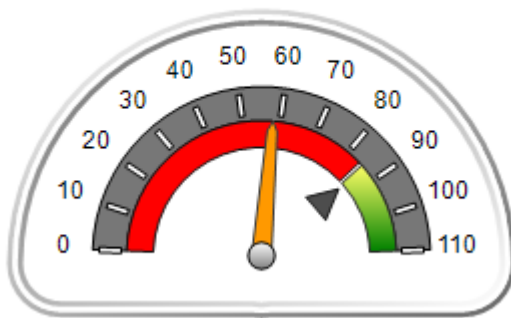
# Placements During Quarter: 69

# Children in Care On Last Day: 53

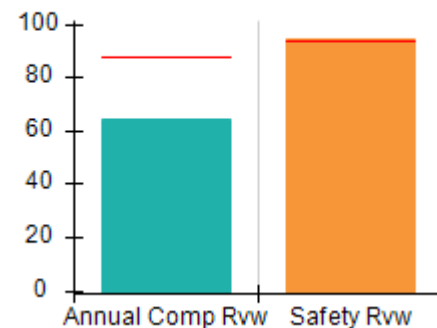
**Quarterly Provider Comparisons to All CPAs**

— indicates average for all CPAs

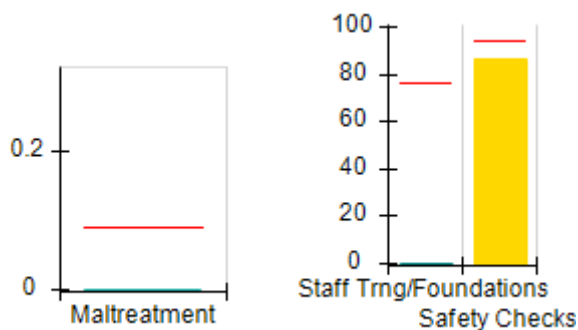
**Overall Score (%)**



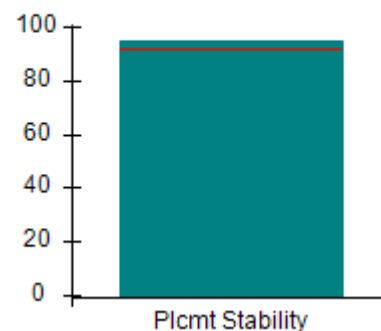
**OPM Monitoring Reviews (%)**



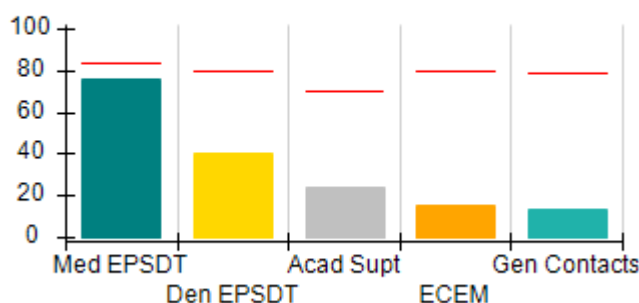
**Safety Outcomes (%)**




**Permanency Outcomes (%)**



**Well-Being Outcomes (%)**



**Incentives Earned (Points)**





DHS, DFCS, Office of Provider Management  
**Performance-Based Placement Measures**  
**RBWO Provider GA+SCORECARD - CPA**  
 Report Quarter: Q4 FY2018



**Provider/Program Name: New Beginnings, Life Changing Network, Inc. - (979) - CPA**

50 Hurt Plaza , Atlanta, GA 30303  Phone: 404-298-0888  Vendor ID# 40080		Quarterly Scores (Grades)		Current Quarter Score (Grade)
		Q1: 74.65 (C)	Q2: 83.82 (B-)	58.06%
		Q3: 79.36 (C+)	Q4: 58.06 (F)	(F)
# New Foster Homes During Quarter: 1		# Children in Care During Quarter: 64	# Placements During Quarter: 69	# Children in Care On Last Day: 53
	Avg Performance All CPAs (%)	Provider Performance (%)*	Possible Points (Weight)	Provider Points Earned
<b>OPM Monitoring Reviews</b>				
Annual Comprehensive Reviews	87%	64%	25	16.06
Safety Reviews	94%	94%	15	14.15
<b>Monitoring Sub-Total</b>			<b>40</b>	<b>30.21</b>
<b>CPA Safety Outcomes</b>				
Incidence of Maltreatment	0.09%	No Substantiated Reports	10	10.00
Staff Training	76%	0%	5	0.00
Staff Safety Checks	94%	86%	5	4.30
<b>Safety Sub-Total</b>			<b>20</b>	<b>14.30</b>
<b>CPA Permanency Outcomes</b>				
Placement Stability	92%	95%	15	14.25
<b>Permanency Sub-Total</b>			<b>15</b>	<b>14.25</b>
<b>CPA Well-Being Outcomes</b>				
EPSDT Medical Visits	84%	76%	4	3.04
EPSDT Dental Visits	80%	40%	4	1.60
Academic Supports	70%	24%	3	0.72
Provider ECEM Visits	80%	16%	7	1.12
Provider General Contacts	78%	14%	7	0.98
Placements with Siblings	65%	83%	Not Scored	Not Scored
Placements within Legal County	17%	0%	Not Scored	Not Scored
<b>Well-Being Sub-Total</b>			<b>25</b>	<b>7.46</b>

\*Performance calculation descriptions can be found in the FY 2018 RBWO PBP Measurements and Standards Guide.

<b>Monitoring &amp; Outcomes: Possible Points = 100</b>		<b>Points Earned: 66.22</b>	
<b>Score Before Incentives Credit</b>			<b>66.22%</b>
<b>Incentives Awarded</b>			<b>0.10 pts</b>
<b>PBP Verification</b>			<b>-8.26 pts</b>
<b>Total Score</b>			<b>58.06%</b>



**DHS, DFCS, Office of Provider Management**  
**Performance-Based Placement Measures**  
**RBWO Provider GA+SCORECARD - CPA**  
**Report Quarter: Q4 FY2018**



**Provider/Program Name: New Beginnings, Life Changing Network, Inc. - (979) - CPA**

# New Foster Homes During Quarter: 1		# Children in Care During Quarter: 64	# Placements During Quarter: 69	# Children in Care On Last Day: 53
CPA Incentive Credits	Avg Performance All CPAs (%)	Provider Performance (%)*	Possible Points (Weight)	Provider Points Earned
Early EPSDT Medical Visits		0%	2	0.00
Early EPSDT Dental Visits		0%	2	0.00
Permanency Contacts		0%	5	0.00
Additional Academic Supports		5%	2	0.10
Foster Hm Retention Rate (threshold = 90)		73%	2	0.00
Foster Hm Recruitment (threshold = 100)		25%	2	0.00
Active Agency Accreditation		0%	4	0.00
Staff Clinical Licensure		0%	5	0.00
<b>Incentives Total</b>	<b>5.45</b>		<b>24</b>	<b>0.10</b>
Maximum total combined incentive credit allowed is 10 points.			<b>Incentives Awarded</b>	<b>0.10</b>

\*Performance calculation descriptions can be found in the FY 2018 RBWO PBP Measurements and Standards Guide.

**Child Protective Services Investigations and Dispositions**

The following investigations data, which is not used for scoring but is considered significant to a provider's performance, is from Georgia SHINES and is not considered final or complete until the end of the fiscal year.

Total Reports:	0
Number Screened In:	0
Number Screened Out:	0
Number Substantiated:	0
Number Unsubstantiated:	1
Number Active CPS Investigations:	-1



DHS, DFCS, Office of Provider Management

## Performance-Based Placement Measures

### RBWO Provider GA+SCORECARD - CPA



Report Quarter: Q4 FY2018

**Provider/Program Name: New Horizons Community Services Board - New Horizons (877) - CPA**

2100 Comer Ave., Columbus, GA 31904

Phone: 706-596-55 et 5733

Vendor ID# 35508

#### Quarterly Scores (Grades)

Q1: 72.34 (C-)

Q2: 93.53 (A-)

Q3: 93.09 (A-)

Q4: 91.87 (A-)

Current Quarter Score (Grade)

91.87%

(A-)

# New Foster Homes During Quarter: 2

# Children in Care During Quarter: 13

# Placements During Quarter: 13

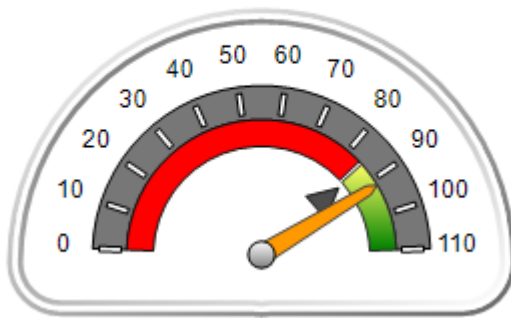
# Children in Care On Last Day: 9

### Quarterly Provider Comparisons to All CPAs

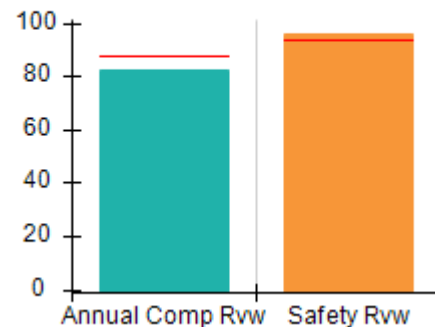


indicates average for all CPAs

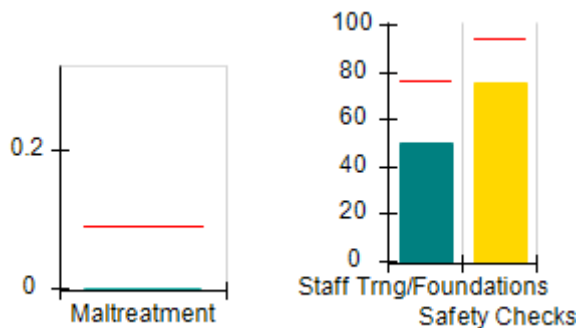
#### Overall Score (%)



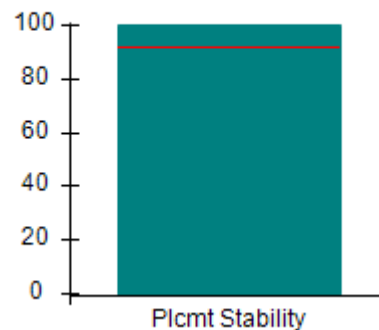
#### OPM Monitoring Reviews (%)



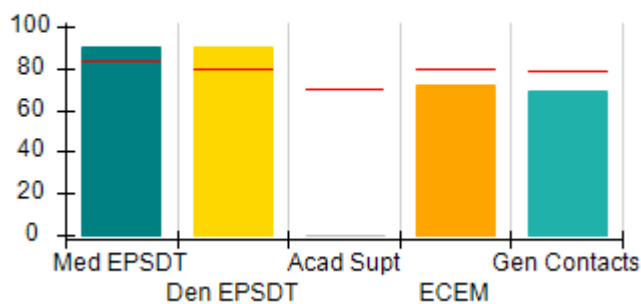
#### Safety Outcomes (%)



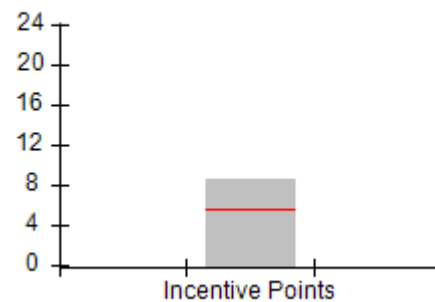
#### Permanency Outcomes (%)



#### Well-Being Outcomes (%)



#### Incentives Earned (Points)







DHS, DFCS, Office of Provider Management  
**Performance-Based Placement Measures**  
**RBWO Provider GA+SCORECARD - CPA**



Report Quarter: Q4 FY2018

**Provider/Program Name: New Horizons Community Services Board - New Horizons (877) - CPA**

<b>2100 Comer Ave., Columbus, GA 31904</b>  <b>Phone: 706-596-55 et 5733</b>  <b>Vendor ID# 35508</b>	<b>Quarterly Scores (Grades)</b>		<b>Current Quarter Score (Grade)</b>
	<b>Q1: 72.34 (C-)</b>	<b>Q2: 93.53 (A-)</b>	<b>91.87%</b>
	<b>Q3: 93.09 (A-)</b>	<b>Q4: 91.87 (A-)</b>	<b>(A-)</b>

# New Foster Homes During Quarter: 2	# Children in Care During Quarter: 13	# Placements During Quarter: 13	# Children in Care On Last Day: 9
--------------------------------------	---------------------------------------	---------------------------------	-----------------------------------

	<b>Avg Performance All CPAs (%)</b>	<b>Provider Performance (%)*</b>	<b>Possible Points (Weight)</b>	<b>Provider Points Earned</b>
--	-------------------------------------	----------------------------------	---------------------------------	-------------------------------

**OPM Monitoring Reviews**

Annual Comprehensive Reviews	87%	82%	25	20.57
Safety Reviews	94%	96%	15	14.38
<b>Monitoring Sub-Total</b>			<b>40</b>	<b>34.95</b>

**CPA Safety Outcomes**

Incidence of Maltreatment	0.09%	No Substantiated Reports	10	10.00
Staff Training	76%	50%	5	2.50
Staff Safety Checks	94%	75%	5	3.75
<b>Safety Sub-Total</b>			<b>20</b>	<b>16.25</b>

**CPA Permanency Outcomes**

Placement Stability	92%	100%	15	15.00
<b>Permanency Sub-Total</b>			<b>15</b>	<b>15.00</b>

**CPA Well-Being Outcomes**

EPSDT Medical Visits	84%	90%	4	3.60
EPSDT Dental Visits	80%	90%	4	3.60
Academic Supports	70%	0%	3	0.00
Provider ECEM Visits	80%	72%	7	5.04
Provider General Contacts	78%	69%	7	4.83
Placements with Siblings	65%	0%	Not Scored	Not Scored
Placements within Legal County	17%	50%	Not Scored	Not Scored
<b>Well-Being Sub-Total</b>			<b>25</b>	<b>17.07</b>

\*Performance calculation descriptions can be found in the FY 2018 RBWO PBP Measurements and Standards Guide.

<b>Monitoring &amp; Outcomes: Possible Points = 100</b>	<b>Points Earned: 83.27</b>
<b>Score Before Incentives Credit</b>	<b>83.27%</b>
<b>Incentives Awarded</b>	<b>8.60 pts</b>
<b>PBP Verification</b>	<b>N/A pts</b>
<b>Total Score</b>	<b>91.87%</b>



**DHS, DFCS, Office of Provider Management**  
**Performance-Based Placement Measures**  
**RBWO Provider GA+SCORECARD - CPA**



**Report Quarter: Q4 FY2018**

**Provider/Program Name: New Horizons Community Services Board - New Horizons (877) - CPA**

# New Foster Homes During Quarter: 2		# Children in Care During Quarter: 13	# Placements During Quarter: 13	# Children in Care On Last Day: 9
CPA Incentive Credits	Avg Performance All CPAs (%)	Provider Performance (%)*	Possible Points (Weight)	Provider Points Earned
Early EPSDT Medical Visits		50%	2	1.00
Early EPSDT Dental Visits		80%	2	1.60
Permanency Contacts		None Planned	5	
Additional Academic Supports		0%	2	0.00
Foster Hm Retention Rate (threshold = 90)		100%	2	2.00
Foster Hm Recruitment (threshold = 100)		200%	2	2.00
Active Agency Accreditation		50%	4	2.00
Staff Clinical Licensure		0%	5	0.00
<b>Incentives Total</b>	<b>5.45</b>		<b>24</b>	<b>8.60</b>
Maximum total combined incentive credit allowed is 10 points.			<b>Incentives Awarded</b>	<b>8.60</b>

\*Performance calculation descriptions can be found in the FY 2018 RBWO PBP Measurements and Standards Guide.

**Child Protective Services Investigations and Dispositions**

The following investigations data, which is not used for scoring but is considered significant to a provider's performance, is from Georgia SHINES and is not considered final or complete until the end of the fiscal year.

Total Reports:	0
Number Screened In:	0
Number Screened Out:	0
Number Substantiated:	0
Number Unsubstantiated:	0
Number Active CPS Investigations:	0



**DHS, DFCS, Office of Provider Management**  
**Performance-Based Placement Measures**  
**RBWO Provider GA+SCORECARD - CPA**  
**Report Quarter: Q4 FY2018**

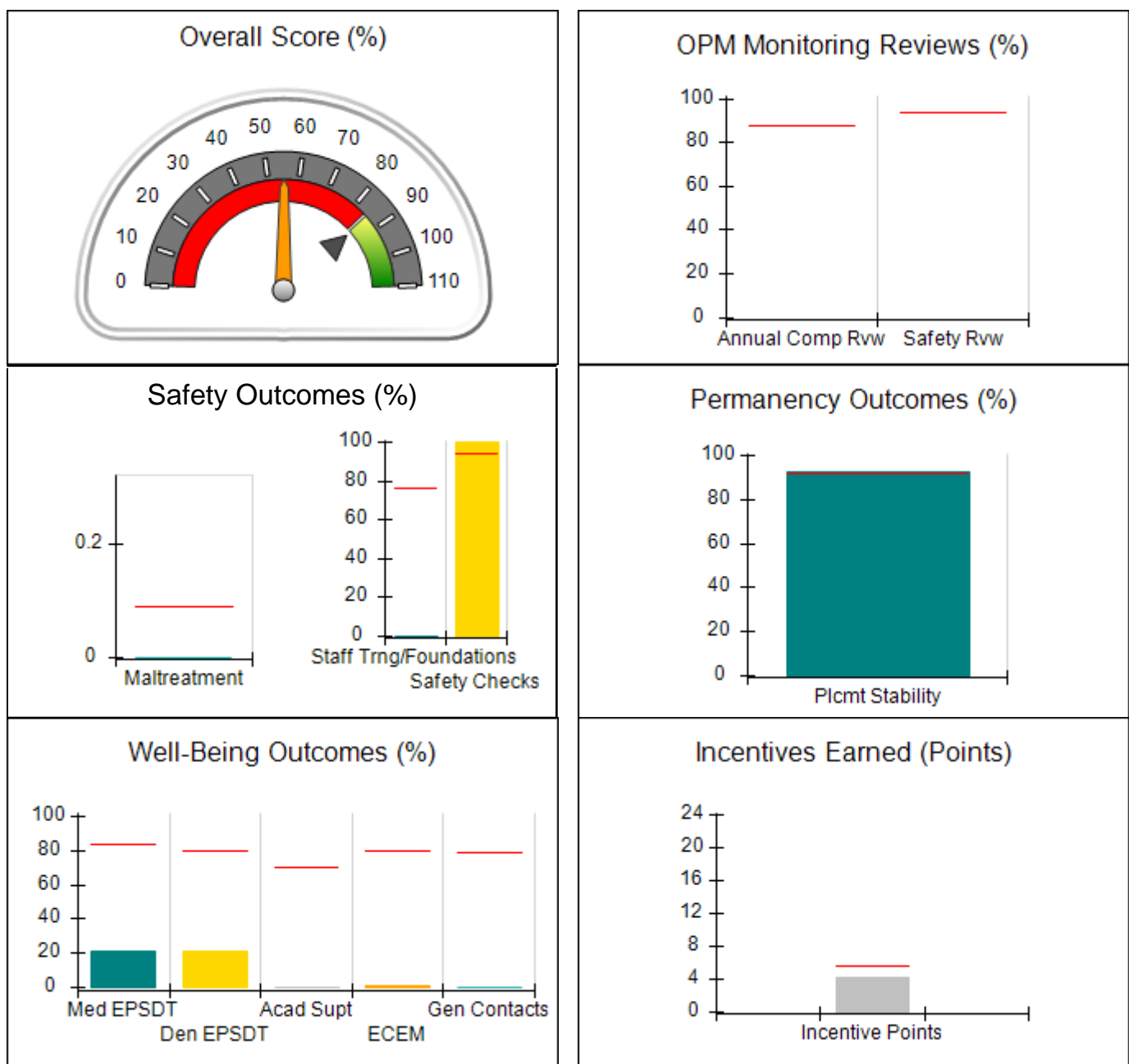


**Provider/Program Name: Normal Life of Georgia, Inc. - Atlanta (5248) - CPA**

<b>2296 Henderson Mill Road, Atlanta, GA 30345</b>  <b>Phone: 770-908-2481</b>  <b>Vendor ID# 44915</b>	Quarterly Scores (Grades)		Current Quarter Score (Grade)
	Q1: (N/A)	Q2: 06.00 (F)	<b>55.23%</b> <b>(F)</b>
	Q3: 74.50 (C)	Q4: 55.23 (F)	
# New Foster Homes During Quarter: 1	# Children in Care During Quarter: 43	# Placements During Quarter: 43	# Children in Care On Last Day: 40

**Quarterly Provider Comparisons to All CPAs**

▼ — indicates average for all CPAs





DHS, DFCS, Office of Provider Management  
**Performance-Based Placement Measures**  
**RBWO Provider GA+SCORECARD - CPA**  
 Report Quarter: Q4 FY2018



**Provider/Program Name: Normal Life of Georgia, Inc. - Atlanta (5248) - CPA**

2296 Henderson Mill Road, Atlanta, GA 30345  Phone: 770-908-2481  Vendor ID# 44915		Quarterly Scores (Grades)		Current Quarter Score (Grade)
		Q1: (F)	Q2: 06.00 (F)	55.23%
		Q3: 74.50 (C)	Q4: 55.23 (F)	(F)
# New Foster Homes During Quarter: 1		# Children in Care During Quarter: 43	# Placements During Quarter: 43	# Children in Care On Last Day: 40
	Avg Performance All CPAs (%)	Provider Performance (%)*	Possible Points (Weight)	Provider Points Earned
<b>OPM Monitoring Reviews</b>				
Annual Comprehensive Reviews	87%	Not Yet Conducted		
Safety Reviews	94%	Not Yet Conducted		
<b>Monitoring Sub-Total</b>				<b>0.00</b>
<b>CPA Safety Outcomes</b>				
Incidence of Maltreatment	0.09%	No Substantiated Reports	10	10.00
Staff Training	76%	0%	5	0.00
Staff Safety Checks	94%	100%	5	5.00
<b>Safety Sub-Total</b>			<b>20</b>	<b>15.00</b>
<b>CPA Permanency Outcomes</b>				
Placement Stability	92%	93%	15	13.95
<b>Permanency Sub-Total</b>			<b>15</b>	<b>13.95</b>
<b>CPA Well-Being Outcomes</b>				
EPSDT Medical Visits	84%	21%	4	0.84
EPSDT Dental Visits	80%	21%	4	0.84
Academic Supports	70%	0%	3	0.00
Provider ECEM Visits	80%	1%	7	0.07
Provider General Contacts	78%	0%	7	0.00
Placements with Siblings	65%	Not Eligible	Not Scored	Not Scored
Placements within Legal County	17%	22%	Not Scored	Not Scored
<b>Well-Being Sub-Total</b>			<b>25</b>	<b>1.75</b>

\*Performance calculation descriptions can be found in the FY 2018 RBWO PBP Measurements and Standards Guide.

<b>Monitoring &amp; Outcomes: Possible Points = 60</b>		<b>Points Earned: 30.70</b>	
<b>Score Before Incentives Credit</b>			<b>51.17%</b>
<b>Incentives Awarded</b>			<b>4.06 pts</b>
<b>PBP Verification</b>			<b>N/A pts</b>
<b>Total Score</b>			<b>55.23%</b>



**DHS, DFCS, Office of Provider Management**  
**Performance-Based Placement Measures**  
**RBWO Provider GA+SCORECARD - CPA**  
**Report Quarter: Q4 FY2018**



**Provider/Program Name: Normal Life of Georgia, Inc. - Atlanta (5248) - CPA**

# New Foster Homes During Quarter: 1		# Children in Care During Quarter: 43	# Placements During Quarter: 43	# Children in Care On Last Day: 40
CPA Incentive Credits	Avg Performance All CPAs (%)	Provider Performance (%)*	Possible Points (Weight)	Provider Points Earned
Early EPSDT Medical Visits		3%	2	0.06
Early EPSDT Dental Visits		0%	2	0.00
Permanency Contacts		0%	5	0.00
Additional Academic Supports		0%	2	0.00
Foster Hm Retention Rate (threshold = 90)		87%	2	0.00
Foster Hm Recruitment (threshold = 100)		75%	2	0.00
Active Agency Accreditation		100%	4	4.00
Staff Clinical Licensure		0%	5	0.00
<b>Incentives Total</b>	<b>5.45</b>		<b>24</b>	<b>4.06</b>
Maximum total combined incentive credit allowed is 10 points.			<b>Incentives Awarded</b>	<b>4.06</b>

\*Performance calculation descriptions can be found in the FY 2018 RBWO PBP Measurements and Standards Guide.

**Child Protective Services Investigations and Dispositions**

The following investigations data, which is not used for scoring but is considered significant to a provider's performance, is from Georgia SHINES and is not considered final or complete until the end of the fiscal year.

Total Reports:	0
Number Screened In:	0
Number Screened Out:	0
Number Substantiated:	0
Number Unsubstantiated:	0
Number Active CPS Investigations:	0



DHS, DFCS, Office of Provider Management  
**Performance-Based Placement Measures**  
**RBWO Provider GA+SCORECARD - CPA**  
Report Quarter: Q4 FY2018



**Provider/Program Name: Normal Life of Georgia, Inc. - Macon (5251) - CPA**

105 Preston Court, Macon, GA 31210

Phone: 478-741-9745

Vendor ID# 59683

**Quarterly Scores (Grades)**

Q1: 00.00 (F)

Q2: 02.00 (F)

Q3: 54.72 (F)

Q4: 67.47 (D+)

**Current Quarter Score (Grade)**

**67.47%**

**(D+)**

# New Foster Homes During Quarter: 0

# Children in Care During Quarter: 46

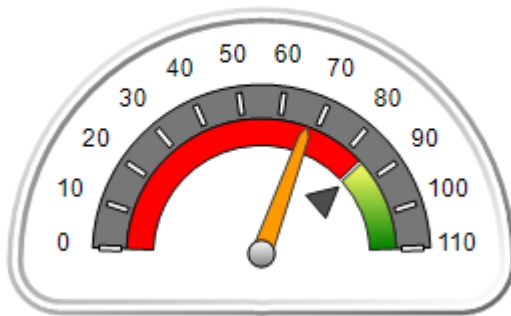
# Placements During Quarter: 46

# Children in Care On Last Day: 43

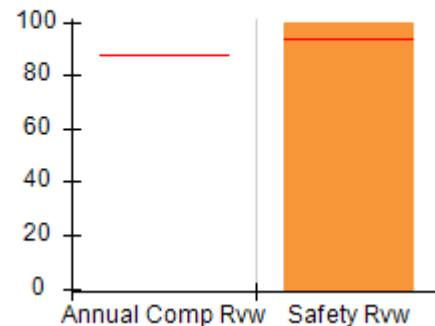
**Quarterly Provider Comparisons to All CPAs**

— indicates average for all CPAs

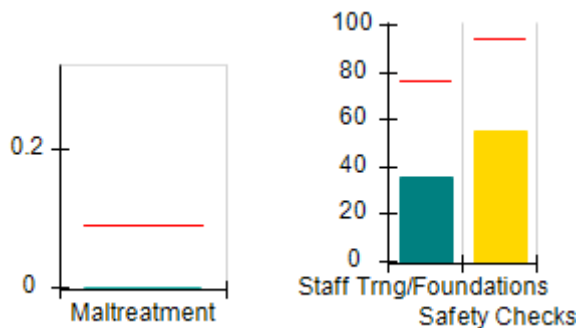
**Overall Score (%)**



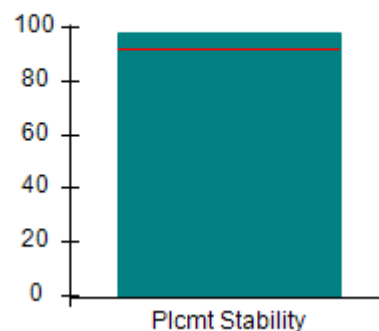
**OPM Monitoring Reviews (%)**



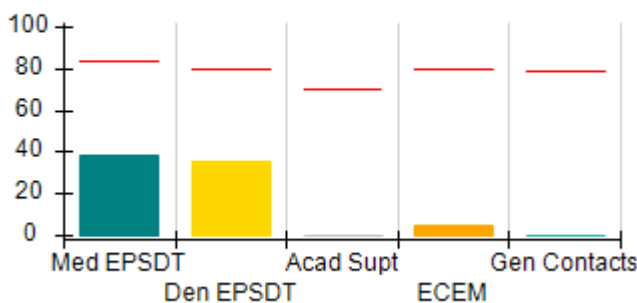
**Safety Outcomes (%)**



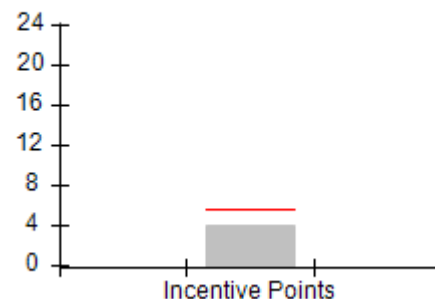
**Permanency Outcomes (%)**



**Well-Being Outcomes (%)**



**Incentives Earned (Points)**





DHS, DFCS, Office of Provider Management  
**Performance-Based Placement Measures**  
**RBWO Provider GA+SCORECARD - CPA**  
 Report Quarter: Q4 FY2018



**Provider/Program Name: Normal Life of Georgia, Inc. - Macon (5251) - CPA**

105 Preston Court, Macon, GA 31210 Phone: 478-741-9745 Vendor ID# 59683		Quarterly Scores (Grades)		Current Quarter Score (Grade)
		Q1: 00.00 (F)	Q2: 02.00 (F)	67.47%
		Q3: 54.72 (F)	Q4: 67.47 (D+)	(D+)
# New Foster Homes During Quarter: 0		# Children in Care During Quarter: 46	# Placements During Quarter: 46	# Children in Care On Last Day: 43
	Avg Performance All CPAs (%)	Provider Performance (%)*	Possible Points (Weight)	Provider Points Earned
<b>OPM Monitoring Reviews</b>				
Annual Comprehensive Reviews	87%	Not Yet Conducted		
Safety Reviews	94%	100%	15	15.00
<b>Monitoring Sub-Total</b>			<b>15</b>	<b>15.00</b>
<b>CPA Safety Outcomes</b>				
Incidence of Maltreatment	0.09%	No Substantiated Reports	10	10.00
Staff Training	76%	36%	5	1.80
Staff Safety Checks	94%	55%	5	2.75
<b>Safety Sub-Total</b>			<b>20</b>	<b>14.55</b>
<b>CPA Permanency Outcomes</b>				
Placement Stability	92%	98%	15	14.70
<b>Permanency Sub-Total</b>			<b>15</b>	<b>14.70</b>
<b>CPA Well-Being Outcomes</b>				
EPSDT Medical Visits	84%	39%	4	1.56
EPSDT Dental Visits	80%	36%	4	1.44
Academic Supports	70%	0%	3	0.00
Provider ECEM Visits	80%	5%	7	0.35
Provider General Contacts	78%	0%	7	0.00
Placements with Siblings	65%	Not Eligible	Not Scored	Not Scored
Placements within Legal County	17%	13%	Not Scored	Not Scored
<b>Well-Being Sub-Total</b>			<b>25</b>	<b>3.35</b>

\*Performance calculation descriptions can be found in the FY 2018 RBWO PBP Measurements and Standards Guide.

<b>Monitoring &amp; Outcomes: Possible Points = 75</b>		<b>Points Earned: 47.60</b>	
<b>Score Before Incentives Credit</b>			<b>63.47%</b>
<b>Incentives Awarded</b>			<b>4.00 pts</b>
<b>PBP Verification</b>			<b>N/A pts</b>
<b>Total Score</b>			<b>67.47%</b>



**DHS, DFCS, Office of Provider Management**  
**Performance-Based Placement Measures**  
**RBWO Provider GA+SCORECARD - CPA**  
**Report Quarter: Q4 FY2018**



**Provider/Program Name: Normal Life of Georgia, Inc. - Macon (5251) - CPA**

# New Foster Homes During Quarter: 0		# Children in Care During Quarter: 46	# Placements During Quarter: 46	# Children in Care On Last Day: 43
CPA Incentive Credits	Avg Performance All CPAs (%)	Provider Performance (%)*	Possible Points (Weight)	Provider Points Earned
Early EPSDT Medical Visits		0%	2	0.00
Early EPSDT Dental Visits		0%	2	0.00
Permanency Contacts		0%	5	0.00
Additional Academic Supports		0%	2	0.00
Foster Hm Retention Rate (threshold = 90)		91%	2	2.00
Foster Hm Recruitment (threshold = 100)		0%	2	0.00
Active Agency Accreditation		50%	4	2.00
Staff Clinical Licensure		0%	5	0.00
<b>Incentives Total</b>	<b>5.45</b>		<b>24</b>	<b>4.00</b>
Maximum total combined incentive credit allowed is 10 points.			<b>Incentives Awarded</b>	<b>4.00</b>

\*Performance calculation descriptions can be found in the FY 2018 RBWO PBP Measurements and Standards Guide.

**Child Protective Services Investigations and Dispositions**

The following investigations data, which is not used for scoring but is considered significant to a provider's performance, is from Georgia SHINES and is not considered final or complete until the end of the fiscal year.

Total Reports:	3
Number Screened In:	1
Number Screened Out:	2
Number Substantiated:	0
Number Unsubstantiated:	1
Number Active CPS Investigations:	0





DHS, DFCS, Office of Provider Management  
**Performance-Based Placement Measures**  
**RBWO Provider GA+SCORECARD - CPA**  
Report Quarter: Q4 FY2018



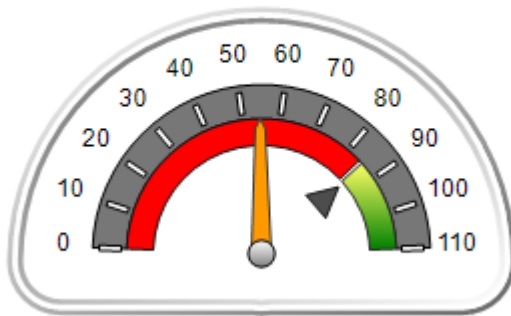
**Provider/Program Name: Normal Life of Georgia, Inc. - Valdosta (5249) - CPA**

2210A N. Patterson St., Valdosta, GA 31602 Phone: 229-244-5263 Vendor ID# 113391	Quarterly Scores (Grades)		Current Quarter Score (Grade)
	Q1: 00.00 (F)	Q2: 02.00 (F)	<b>54.64%</b> <b>(F)</b>
	Q3: 55.08 (F)	Q4: 54.64 (F)	
# New Foster Homes During Quarter: 2	# Children in Care During Quarter: 23	# Placements During Quarter: 23	# Children in Care On Last Day: 21

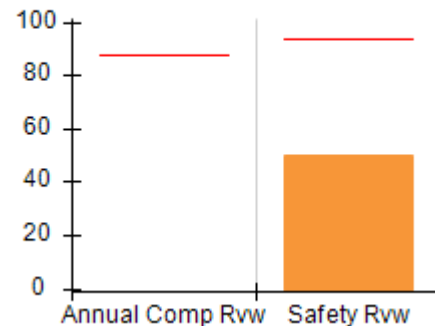
**Quarterly Provider Comparisons to All CPAs**

— indicates average for all CPAs

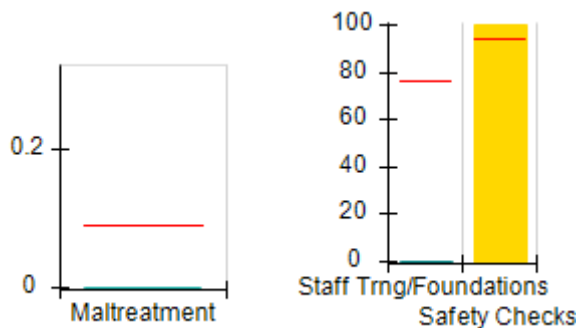
Overall Score (%)



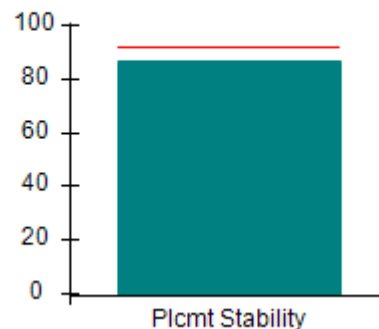
OPM Monitoring Reviews (%)



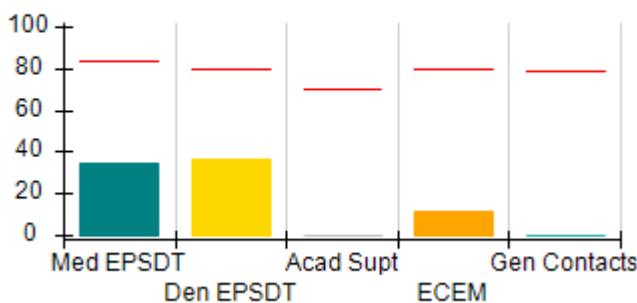
Safety Outcomes (%)



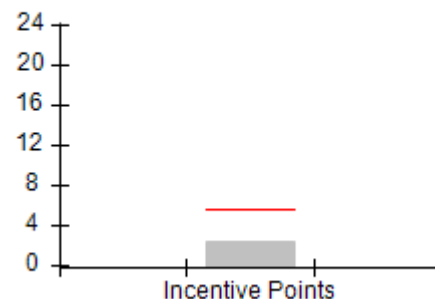
Permanency Outcomes (%)



Well-Being Outcomes (%)



Incentives Earned (Points)





DHS, DFCS, Office of Provider Management  
**Performance-Based Placement Measures**  
**RBWO Provider GA+SCORECARD - CPA**  
 Report Quarter: Q4 FY2018



**Provider/Program Name: Normal Life of Georgia, Inc. - Valdosta (5249) - CPA**

2210A N. Patterson St., Valdosta, GA 31602  Phone: 229-244-5263  Vendor ID# 113391		Quarterly Scores (Grades)		Current Quarter Score (Grade)
		Q1: 00.00 (F)	Q2: 02.00 (F)	54.64%
		Q3: 55.08 (F)	Q4: 54.64 (F)	(F)
# New Foster Homes During Quarter: 2		# Children in Care During Quarter: 23	# Placements During Quarter: 23	# Children in Care On Last Day: 21
	Avg Performance All CPAs (%)	Provider Performance (%)*	Possible Points (Weight)	Provider Points Earned
<b>OPM Monitoring Reviews</b>				
Annual Comprehensive Reviews	87%	Not Yet Conducted		
Safety Reviews	94%	50%	15	7.50
<b>Monitoring Sub-Total</b>			<b>15</b>	<b>7.50</b>
<b>CPA Safety Outcomes</b>				
Incidence of Maltreatment	0.09%	No Substantiated Reports	10	10.00
Staff Training	76%	0%	5	0.00
Staff Safety Checks	94%	100%	5	5.00
<b>Safety Sub-Total</b>			<b>20</b>	<b>15.00</b>
<b>CPA Permanency Outcomes</b>				
Placement Stability	92%	87%	15	13.05
<b>Permanency Sub-Total</b>			<b>15</b>	<b>13.05</b>
<b>CPA Well-Being Outcomes</b>				
EPSDT Medical Visits	84%	35%	4	1.40
EPSDT Dental Visits	80%	37%	4	1.48
Academic Supports	70%	0%	3	0.00
Provider ECEM Visits	80%	12%	7	0.84
Provider General Contacts	78%	0%	7	0.00
Placements with Siblings	65%	Not Eligible	Not Scored	Not Scored
Placements within Legal County	17%	0%	Not Scored	Not Scored
<b>Well-Being Sub-Total</b>			<b>25</b>	<b>3.72</b>

\*Performance calculation descriptions can be found in the FY 2018 RBWO PBP Measurements and Standards Guide.

<b>Monitoring &amp; Outcomes: Possible Points = 75</b>		<b>Points Earned: 39.27</b>	
<b>Score Before Incentives Credit</b>			<b>52.36%</b>
<b>Incentives Awarded</b>			<b>2.28 pts</b>
<b>PBP Verification</b>			<b>N/A pts</b>
<b>Total Score</b>			<b>54.64%</b>



DHS, DFCS, Office of Provider Management  
**Performance-Based Placement Measures**  
**RBWO Provider GA+SCORECARD - CPA**  
Report Quarter: Q4 FY2018



**Provider/Program Name: Normal Life of Georgia, Inc. - Valdosta (5249) - CPA**

# New Foster Homes During Quarter: 2		# Children in Care During Quarter: 23	# Placements During Quarter: 23	# Children in Care On Last Day: 21
CPA Incentive Credits	Avg Performance All CPAs (%)	Provider Performance (%)*	Possible Points (Weight)	Provider Points Earned
Early EPSDT Medical Visits		0%	2	0.00
Early EPSDT Dental Visits		14%	2	0.28
Permanency Contacts		0%	5	0.00
Additional Academic Supports		0%	2	0.00
Foster Hm Retention Rate (threshold = 90)		83%	2	0.00
Foster Hm Recruitment (threshold = 100)		200%	2	2.00
Active Agency Accreditation		0%	4	0.00
Staff Clinical Licensure		0%	5	0.00
<b>Incentives Total</b>	<b>5.45</b>		<b>24</b>	<b>2.28</b>
Maximum total combined incentive credit allowed is 10 points.			<b>Incentives Awarded</b>	<b>2.28</b>

\*Performance calculation descriptions can be found in the FY 2018 RBWO PBP Measurements and Standards Guide.

**Child Protective Services Investigations and Dispositions**

The following investigations data, which is not used for scoring but is considered significant to a provider's performance, is from Georgia SHINES and is not considered final or complete until the end of the fiscal year.

Total Reports:	0
Number Screened In:	0
Number Screened Out:	0
Number Substantiated:	0
Number Unsubstantiated:	1
Number Active CPS Investigations:	-1



DHS, DFCS, Office of Provider Management

## Performance-Based Placement Measures

### RBWO Provider GA+SCORECARD - CPA



Report Quarter: Q4 FY2018

**Provider/Program Name: Normal Life of Georgia, Inc. - Watkinsville (5250) - CPA**

1551 Jennings Mill Road, Watkinsville, GA 30677

Phone: 706-549-0349

Vendor ID# 95348

#### Quarterly Scores (Grades)

Q1: 00.00 (F)

Q2: 14.00 (F)

Q3: 37.50 (F)

Q4: 57.57 (F)

Current Quarter Score (Grade)

**57.57%**

**(F)**

# New Foster Homes During Quarter: 1

# Children in Care During Quarter: 15

# Placements During Quarter: 15

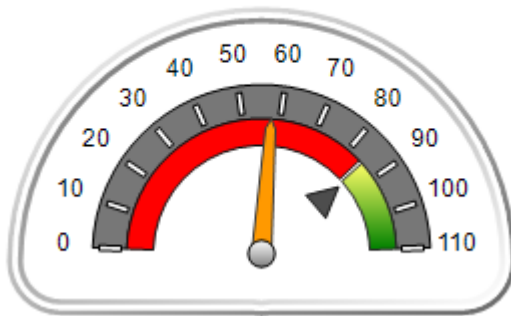
# Children in Care On Last Day: 18

### Quarterly Provider Comparisons to All CPAs

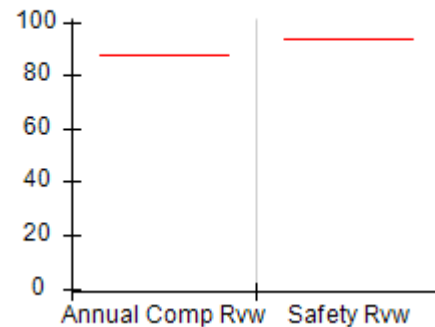


indicates average for all CPAs

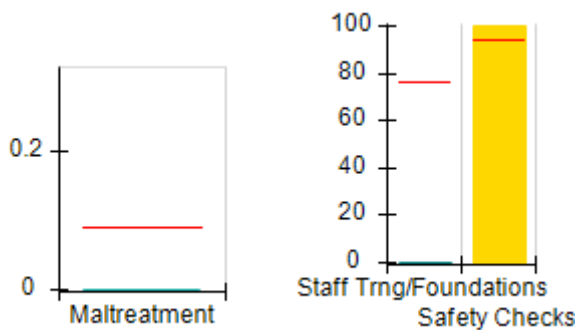
#### Overall Score (%)



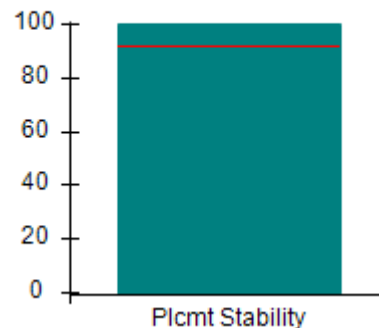
#### OPM Monitoring Reviews (%)



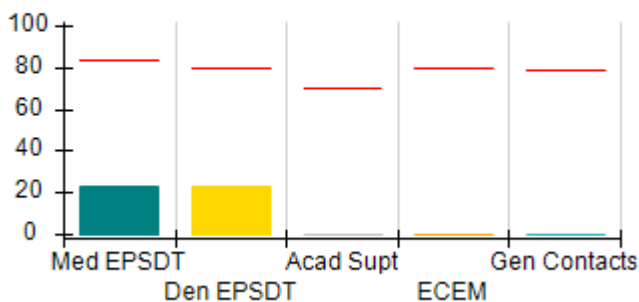
#### Safety Outcomes (%)



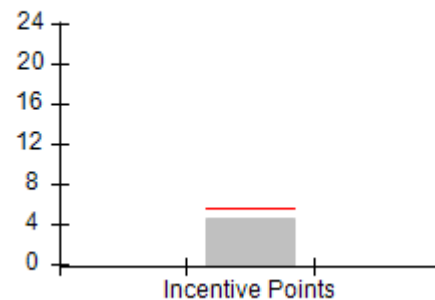
#### Permanency Outcomes (%)



#### Well-Being Outcomes (%)



#### Incentives Earned (Points)





DHS, DFCS, Office of Provider Management  
**Performance-Based Placement Measures**  
**RBWO Provider GA+SCORECARD - CPA**  
 Report Quarter: Q4 FY2018



**Provider/Program Name: Normal Life of Georgia, Inc. - Watkinsville (5250) - CPA**

1551 Jennings Mill Road, Watkinsville, GA 30677 Phone: 706-549-0349 Vendor ID# 95348		Quarterly Scores (Grades)		Current Quarter Score (Grade)
		Q1: 00.00 (F)	Q2: 14.00 (F)	57.57%
		Q3: 37.50 (F)	Q4: 57.57 (F)	(F)
# New Foster Homes During Quarter: 1		# Children in Care During Quarter: 15	# Placements During Quarter: 15	# Children in Care On Last Day: 18
	Avg Performance All CPAs (%)	Provider Performance (%)*	Possible Points (Weight)	Provider Points Earned
<b>OPM Monitoring Reviews</b>				
Annual Comprehensive Reviews	87%	Not Yet Conducted		
Safety Reviews	94%	Not Yet Conducted		
<b>Monitoring Sub-Total</b>				<b>0.00</b>
<b>CPA Safety Outcomes</b>				
Incidence of Maltreatment	0.09%	No Substantiated Reports	10	10.00
Staff Training	76%	0%	5	0.00
Staff Safety Checks	94%	100%	5	5.00
<b>Safety Sub-Total</b>			<b>20</b>	<b>15.00</b>
<b>CPA Permanency Outcomes</b>				
Placement Stability	92%	100%	15	15.00
<b>Permanency Sub-Total</b>			<b>15</b>	<b>15.00</b>
<b>CPA Well-Being Outcomes</b>				
EPSDT Medical Visits	84%	23%	4	0.92
EPSDT Dental Visits	80%	23%	4	0.92
Academic Supports	70%	0%	3	0.00
Provider ECEM Visits	80%	0%	7	0.00
Provider General Contacts	78%	0%	7	0.00
Placements with Siblings	65%	Not Eligible	Not Scored	Not Scored
Placements within Legal County	17%	20%	Not Scored	Not Scored
<b>Well-Being Sub-Total</b>			<b>25</b>	<b>1.84</b>

\*Performance calculation descriptions can be found in the FY 2018 RBWO PBP Measurements and Standards Guide.

<b>Monitoring &amp; Outcomes: Possible Points = 60</b>		<b>Points Earned: 31.84</b>	
<b>Score Before Incentives Credit</b>			<b>53.07%</b>
<b>Incentives Awarded</b>			<b>4.50 pts</b>
<b>PBP Verification</b>			<b>N/A pts</b>
<b>Total Score</b>			<b>57.57%</b>



**DHS, DFCS, Office of Provider Management**  
**Performance-Based Placement Measures**  
**RBWO Provider GA+SCORECARD - CPA**  
**Report Quarter: Q4 FY2018**



**Provider/Program Name: Normal Life of Georgia, Inc. - Watkinsville (5250) - CPA**

# New Foster Homes During Quarter: 1		# Children in Care During Quarter: 15	# Placements During Quarter: 15	# Children in Care On Last Day: 18
CPA Incentive Credits	Avg Performance All CPAs (%)	Provider Performance (%)*	Possible Points (Weight)	Provider Points Earned
Early EPSDT Medical Visits		0%	2	0.00
Early EPSDT Dental Visits		0%	2	0.00
Permanency Contacts		0%	5	0.00
Additional Academic Supports		0%	2	0.00
Foster Hm Retention Rate (threshold = 90)		83%	2	0.00
Foster Hm Recruitment (threshold = 100)		100%	2	2.00
Active Agency Accreditation		50%	4	2.00
Staff Clinical Licensure		10%	5	0.50
<b>Incentives Total</b>	<b>5.45</b>		<b>24</b>	<b>4.50</b>
Maximum total combined incentive credit allowed is 10 points.			<b>Incentives Awarded</b>	<b>4.50</b>

\*Performance calculation descriptions can be found in the FY 2018 RBWO PBP Measurements and Standards Guide.

**Child Protective Services Investigations and Dispositions**

The following investigations data, which is not used for scoring but is considered significant to a provider's performance, is from Georgia SHINES and is not considered final or complete until the end of the fiscal year.

Total Reports:	1
Number Screened In:	0
Number Screened Out:	1
Number Substantiated:	0
Number Unsubstantiated:	0
Number Active CPS Investigations:	0



DHS, DFCS, Office of Provider Management  
**Performance-Based Placement Measures**  
**RBWO Provider GA+SCORECARD - CPA**  
Report Quarter: Q4 FY2018



**Provider/Program Name: On The Path - (5209) - CPA**

108 Byrd Way, Warner Robins, GA 31088

Phone: 478-953-0330

Vendor ID# 133540

**Quarterly Scores (Grades)**

**Current Quarter Score (Grade)**

Q1: 89.73 (B+)

Q2: 92.14 (A-)

**91.00%**

Q3: 93.70 (A-)

Q4: 91.00 (A-)

**(A-)**

# New Foster Homes During Quarter: 2

# Children in Care During Quarter: 14

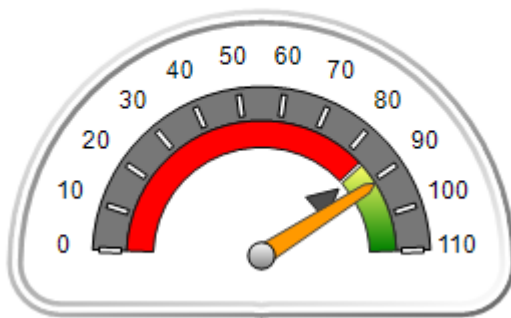
# Placements During Quarter: 14

# Children in Care On Last Day: 12

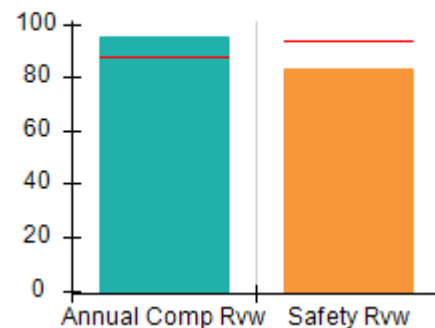
**Quarterly Provider Comparisons to All CPAs**

— indicates average for all CPAs

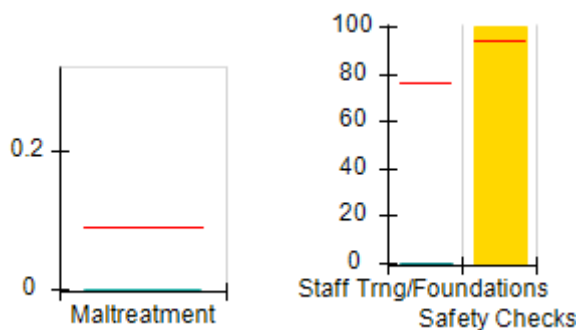
**Overall Score (%)**



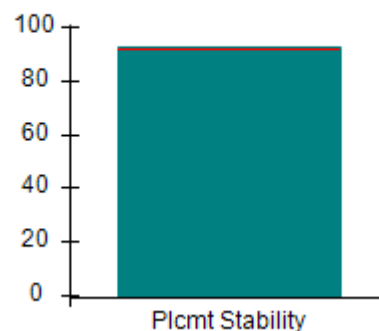
**OPM Monitoring Reviews (%)**



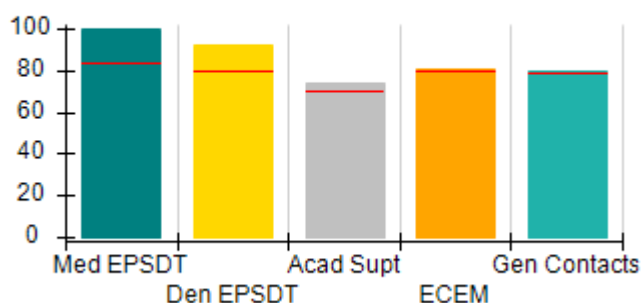
**Safety Outcomes (%)**



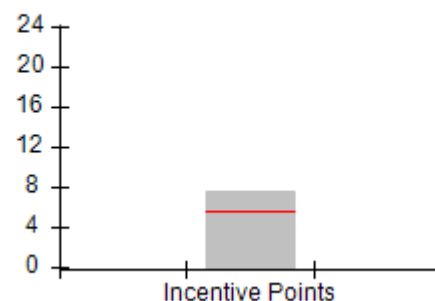
**Permanency Outcomes (%)**



**Well-Being Outcomes (%)**



**Incentives Earned (Points)**





DHS, DFCS, Office of Provider Management  
**Performance-Based Placement Measures**  
**RBWO Provider GA+SCORECARD - CPA**  
 Report Quarter: Q4 FY2018



**Provider/Program Name: On The Path - (5209) - CPA**

<b>108 Byrd Way, Warner Robins, GA 31088</b>  <b>Phone: 478-953-0330</b>  <b>Vendor ID# 133540</b>		<b>Quarterly Scores (Grades)</b>		<b>Current Quarter Score (Grade)</b>
		<b>Q1: 89.73 (B+)</b>	<b>Q2: 92.14 (A-)</b>	<b>91.00%</b>
		<b>Q3: 93.70 (A-)</b>	<b>Q4: 91.00 (A-)</b>	<b>(A-)</b>
# New Foster Homes During Quarter: 2		# Children in Care During Quarter: 14	# Placements During Quarter: 14	# Children in Care On Last Day: 12
	<b>Avg Performance All CPAs (%)</b>	<b>Provider Performance (%)*</b>	<b>Possible Points (Weight)</b>	<b>Provider Points Earned</b>
<b>OPM Monitoring Reviews</b>				
Annual Comprehensive Reviews	87%	95%	25	23.75
Safety Reviews	94%	83%	15	12.47
<b>Monitoring Sub-Total</b>			<b>40</b>	<b>36.22</b>
<b>CPA Safety Outcomes</b>				
Incidence of Maltreatment	0.09%	No Substantiated Reports	10	10.00
Staff Training	76%	0%	5	0.00
Staff Safety Checks	94%	100%	5	5.00
<b>Safety Sub-Total</b>			<b>20</b>	<b>15.00</b>
<b>CPA Permanency Outcomes</b>				
Placement Stability	92%	93%	15	13.95
<b>Permanency Sub-Total</b>			<b>15</b>	<b>13.95</b>
<b>CPA Well-Being Outcomes</b>				
EPSDT Medical Visits	84%	100%	4	4.00
EPSDT Dental Visits	80%	92%	4	3.68
Academic Supports	70%	74%	3	2.22
Provider ECEM Visits	80%	81%	7	5.67
Provider General Contacts	78%	80%	7	5.60
Placements with Siblings	65%	60%	Not Scored	Not Scored
Placements within Legal County	17%	0%	Not Scored	Not Scored
<b>Well-Being Sub-Total</b>			<b>25</b>	<b>21.17</b>

\*Performance calculation descriptions can be found in the FY 2018 RBWO PBP Measurements and Standards Guide.

<b>Monitoring &amp; Outcomes: Possible Points = 100</b>	<b>Points Earned: 86.34</b>
<b>Score Before Incentives Credit</b>	<b>86.34%</b>
<b>Incentives Awarded</b>	<b>7.66 pts</b>
<b>PBP Verification</b>	<b>-3.00 pts</b>
<b>Total Score</b>	<b>91.00%</b>





DHS, DFCS, Office of Provider Management  
**Performance-Based Placement Measures**  
**RBWO Provider GA+SCORECARD - CPA**  
Report Quarter: Q4 FY2018



**Provider/Program Name: On The Path - (5209) - CPA**

# New Foster Homes During Quarter: 2		# Children in Care During Quarter: 14	# Placements During Quarter: 14	# Children in Care On Last Day: 12
CPA Incentive Credits	Avg Performance All CPAs (%)	Provider Performance (%)*	Possible Points (Weight)	Provider Points Earned
Early EPSDT Medical Visits		100%	2	2.00
Early EPSDT Dental Visits		83%	2	1.66
Permanency Contacts		0%	5	0.00
Additional Academic Supports		0%	2	0.00
Foster Hm Retention Rate (threshold = 90)		100%	2	2.00
Foster Hm Recruitment (threshold = 100)		300%	2	2.00
Active Agency Accreditation		0%	4	0.00
Staff Clinical Licensure		0%	5	0.00
<b>Incentives Total</b>	<b>5.45</b>		<b>24</b>	<b>7.66</b>
Maximum total combined incentive credit allowed is 10 points.			<b>Incentives Awarded</b>	<b>7.66</b>

\*Performance calculation descriptions can be found in the FY 2018 RBWO PBP Measurements and Standards Guide.

**Child Protective Services Investigations and Dispositions**

The following investigations data, which is not used for scoring but is considered significant to a provider's performance, is from Georgia SHINES and is not considered final or complete until the end of the fiscal year.

Total Reports:	0
Number Screened In:	0
Number Screened Out:	0
Number Substantiated:	0
Number Unsubstantiated:	0
Number Active CPS Investigations:	0



**DHS, DFCS, Office of Provider Management**  
**Performance-Based Placement Measures**  
**RBWO Provider GA+SCORECARD - CPA**  
**Report Quarter: Q4 FY2018**

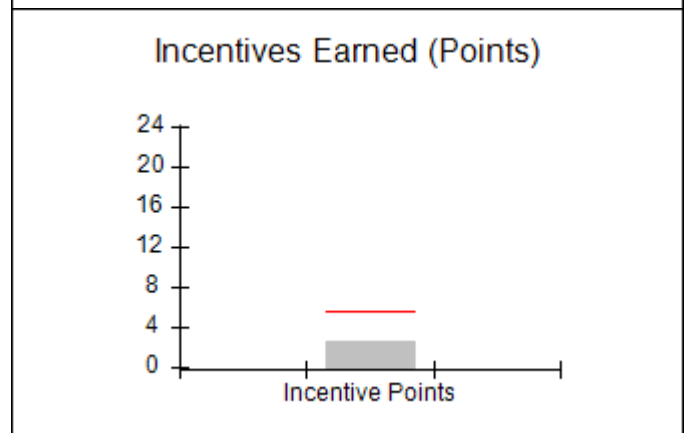
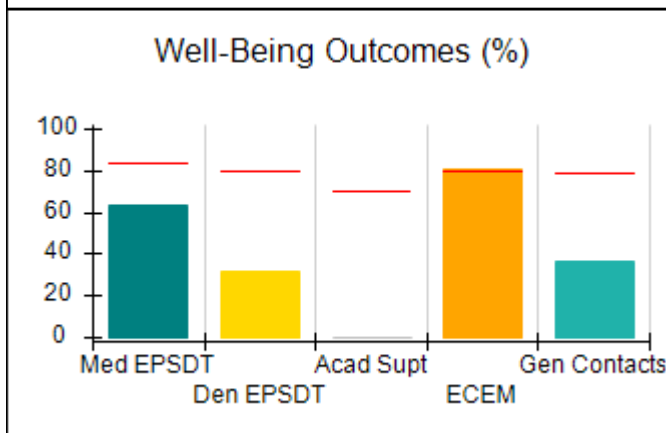
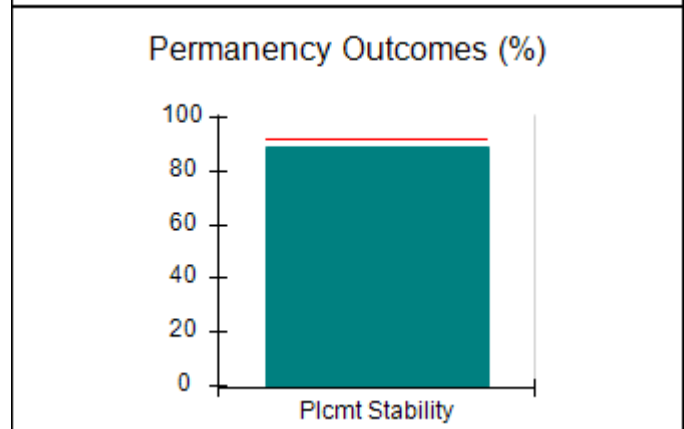
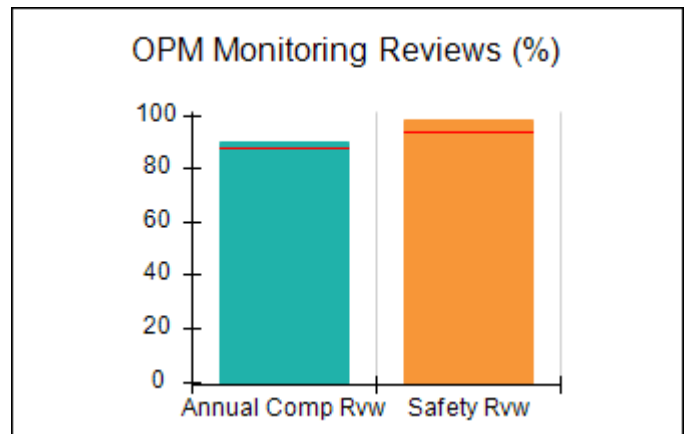
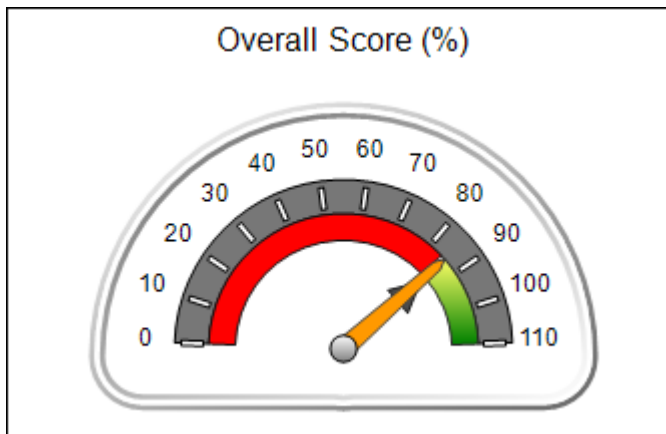


**Provider/Program Name: Ray of Hope Foster Care, Inc. - (5189) - CPA**

<b>4405 Mall Blvd, Union City, GA 30291</b>  <b>Phone: 770-845-1467</b>  <b>Vendor ID# 125385</b>	Quarterly Scores (Grades)		Current Quarter Score (Grade)
	Q1: 91.01 (A-)	Q2: 90.29 (A-)	<b>85.31%</b> <b>(B)</b>
	Q3: 89.19 (B+)	Q4: 85.31 (B)	
# New Foster Homes During Quarter: 0	# Children in Care During Quarter: 27	# Placements During Quarter: 29	# Children in Care On Last Day: 24

**Quarterly Provider Comparisons to All CPAs**

▼ — indicates average for all CPAs





DHS, DFCS, Office of Provider Management  
**Performance-Based Placement Measures**  
**RBWO Provider GA+SCORECARD - CPA**  
 Report Quarter: Q4 FY2018



**Provider/Program Name: Ray of Hope Foster Care, Inc. - (5189) - CPA**

4405 Mall Blvd, Union City, GA 30291  Phone: 770-845-1467  Vendor ID# 125385		Quarterly Scores (Grades)		Current Quarter Score (Grade)
		Q1: 91.01 (A-)	Q2: 90.29 (A-)	85.31%
		Q3: 89.19 (B+)	Q4: 85.31 (B)	(B)
# New Foster Homes During Quarter: 0		# Children in Care During Quarter: 27	# Placements During Quarter: 29	# Children in Care On Last Day: 24
	Avg Performance All CPAs (%)	Provider Performance (%)*	Possible Points (Weight)	Provider Points Earned
<b>OPM Monitoring Reviews</b>				
Annual Comprehensive Reviews	87%	90%	25	22.53
Safety Reviews	94%	98%	15	14.75
<b>Monitoring Sub-Total</b>			<b>40</b>	<b>37.28</b>
<b>CPA Safety Outcomes</b>				
Incidence of Maltreatment	0.09%	No Substantiated Reports	10	10.00
Staff Training	76%	100%	5	5.00
Staff Safety Checks	94%	100%	5	5.00
<b>Safety Sub-Total</b>			<b>20</b>	<b>20.00</b>
<b>CPA Permanency Outcomes</b>				
Placement Stability	92%	89%	15	13.35
<b>Permanency Sub-Total</b>			<b>15</b>	<b>13.35</b>
<b>CPA Well-Being Outcomes</b>				
EPSDT Medical Visits	84%	63%	4	2.52
EPSDT Dental Visits	80%	32%	4	1.28
Academic Supports	70%	0%	3	0.00
Provider ECEM Visits	80%	81%	7	5.67
Provider General Contacts	78%	37%	7	2.59
Placements with Siblings	65%	67%	Not Scored	Not Scored
Placements within Legal County	17%	29%	Not Scored	Not Scored
<b>Well-Being Sub-Total</b>			<b>25</b>	<b>12.06</b>

\*Performance calculation descriptions can be found in the FY 2018 RBWO PBP Measurements and Standards Guide.

<b>Monitoring &amp; Outcomes: Possible Points = 100</b>		<b>Points Earned: 82.69</b>	
<b>Score Before Incentives Credit</b>			<b>82.69%</b>
<b>Incentives Awarded</b>			<b>2.62 pts</b>
<b>PBP Verification</b>			<b>N/A pts</b>
<b>Total Score</b>			<b>85.31%</b>



DHS, DFCS, Office of Provider Management  
**Performance-Based Placement Measures**  
**RBWO Provider GA+SCORECARD - CPA**  
Report Quarter: Q4 FY2018



**Provider/Program Name: Ray of Hope Foster Care, Inc. - (5189) - CPA**

# New Foster Homes During Quarter: 0		# Children in Care During Quarter: 27	# Placements During Quarter: 29	# Children in Care On Last Day: 24
CPA Incentive Credits	Avg Performance All CPAs (%)	Provider Performance (%)*	Possible Points (Weight)	Provider Points Earned
Early EPSDT Medical Visits		14%	2	0.28
Early EPSDT Dental Visits		17%	2	0.34
Permanency Contacts		0%	5	0.00
Additional Academic Supports		0%	2	0.00
Foster Hm Retention Rate (threshold = 90)		90%	2	2.00
Foster Hm Recruitment (threshold = 100)		50%	2	0.00
Active Agency Accreditation		0%	4	0.00
Staff Clinical Licensure		0%	5	0.00
<b>Incentives Total</b>	<b>5.45</b>		<b>24</b>	<b>2.62</b>
Maximum total combined incentive credit allowed is 10 points.			<b>Incentives Awarded</b>	<b>2.62</b>

\*Performance calculation descriptions can be found in the FY 2018 RBWO PBP Measurements and Standards Guide.

**Child Protective Services Investigations and Dispositions**

The following investigations data, which is not used for scoring but is considered significant to a provider's performance, is from Georgia SHINES and is not considered final or complete until the end of the fiscal year.

Total Reports:	1
Number Screened In:	1
Number Screened Out:	0
Number Substantiated:	0
Number Unsubstantiated:	0
Number Active CPS Investigations:	1



DHS, DFCS, Office of Provider Management

## Performance-Based Placement Measures

### RBWO Provider GA+SCORECARD - CPA



Report Quarter: Q4 FY2018

**Provider/Program Name: Rose Garden Community Development - dba We Are Precious (5272) - CPA**

1868 Washington Road, East Point, GA 30337

Phone: 404-925-4706

Vendor ID# 153030

#### Quarterly Scores (Grades)

Q1: 00.00 (F)

Q2: 75.00 (C)

Q3: 93.50 (A-)

Q4: 106.04 (A+)

Current Quarter Score (Grade)

**106.04%**

**(A+)**

# New Foster Homes During Quarter: 1

# Children in Care During Quarter: 6

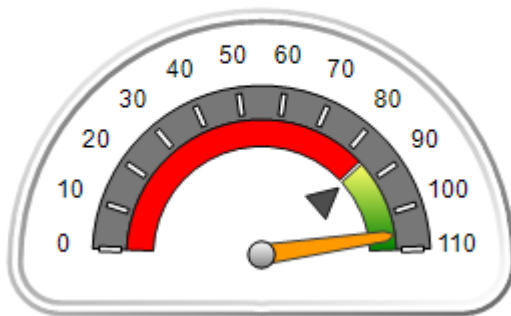
# Placements During Quarter: 6

# Children in Care On Last Day: 6

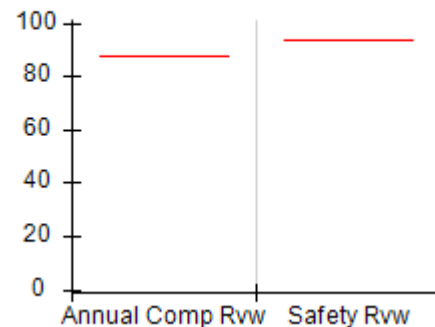
### Quarterly Provider Comparisons to All CPAs

— indicates average for all CPAs

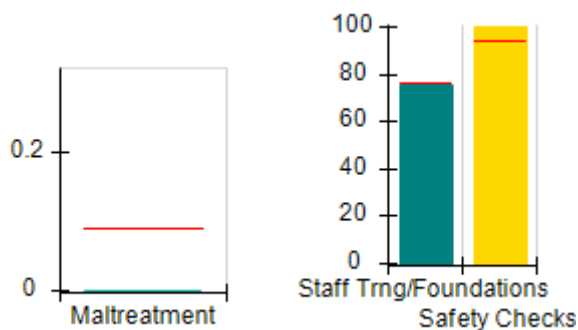
#### Overall Score (%)



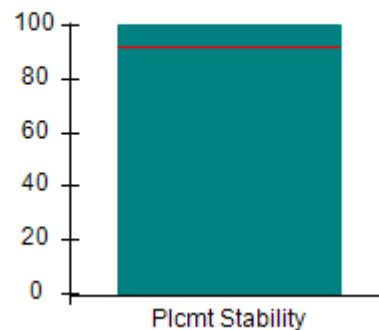
#### OPM Monitoring Reviews (%)



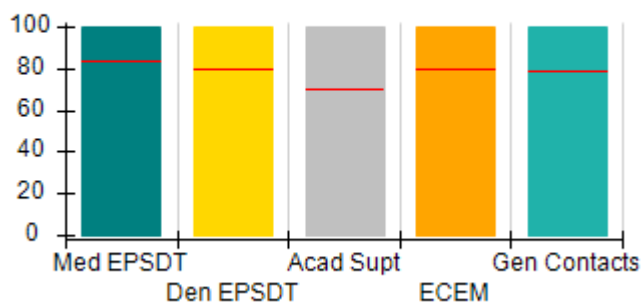
#### Safety Outcomes (%)



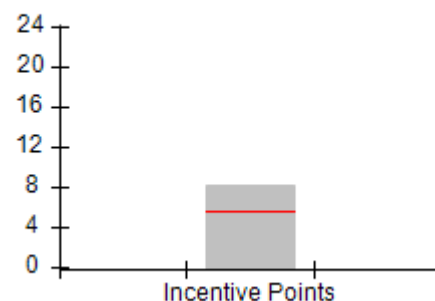
#### Permanency Outcomes (%)



#### Well-Being Outcomes (%)



#### Incentives Earned (Points)





**DHS, DFCS, Office of Provider Management**  
**Performance-Based Placement Measures**  
**RBWO Provider GA+SCORECARD - CPA**



**Report Quarter: Q4 FY2018**

**Provider/Program Name: Rose Garden Community Development - dba We Are Precious (5272) - CPA**

<b>1868 Washington Road, East Point, GA 30337</b>  <b>Phone: 404-925-4706</b>  <b>Vendor ID# 153030</b>	<b>Quarterly Scores (Grades)</b>		<b>Current Quarter Score (Grade)</b>
	<b>Q1: 00.00 (F)</b>	<b>Q2: 75.00 (C)</b>	<b>106.04%</b>
	<b>Q3: 93.50 (A-)</b>	<b>Q4: 106.04 (A+)</b>	<b>(A+)</b>

# New Foster Homes During Quarter: 1	# Children in Care During Quarter: 6	# Placements During Quarter: 6	# Children in Care On Last Day: 6
--------------------------------------	--------------------------------------	--------------------------------	-----------------------------------

	<b>Avg Performance All CPAs (%)</b>	<b>Provider Performance (%)*</b>	<b>Possible Points (Weight)</b>	<b>Provider Points Earned</b>
--	-------------------------------------	----------------------------------	---------------------------------	-------------------------------

**OPM Monitoring Reviews**

Annual Comprehensive Reviews	87%	Not Yet Conducted		
Safety Reviews	94%	Not Yet Conducted		
<b>Monitoring Sub-Total</b>				<b>0.00</b>

**CPA Safety Outcomes**

Incidence of Maltreatment	0.09%	No Substantiated Reports	10	10.00
Staff Training	76%	75%	5	3.75
Staff Safety Checks	94%	100%	5	5.00
<b>Safety Sub-Total</b>			<b>20</b>	<b>18.75</b>

**CPA Permanency Outcomes**

Placement Stability	92%	100%	15	15.00
<b>Permanency Sub-Total</b>			<b>15</b>	<b>15.00</b>

**CPA Well-Being Outcomes**

EPSDT Medical Visits	84%	100%	4	4.00
EPSDT Dental Visits	80%	100%	4	4.00
Academic Supports	70%	100%	3	3.00
Provider ECEM Visits	80%	100%	7	7.00
Provider General Contacts	78%	100%	7	7.00
Placements with Siblings	65%	100%	Not Scored	Not Scored
Placements within Legal County	17%	0%	Not Scored	Not Scored
<b>Well-Being Sub-Total</b>			<b>25</b>	<b>25.00</b>

\*Performance calculation descriptions can be found in the FY 2018 RBWO PBP Measurements and Standards Guide.

<b>Monitoring &amp; Outcomes: Possible Points = 60</b>		<b>Points Earned: 58.75</b>	
<b>Score Before Incentives Credit</b>		<b>97.92%</b>	
<b>Incentives Awarded</b>		<b>8.12 pts</b>	
<b>PBP Verification</b>		<b>N/A pts</b>	
<b>Total Score</b>		<b>106.04%</b>	



DHS, DFCS, Office of Provider Management  
**Performance-Based Placement Measures**  
**RBWO Provider GA+SCORECARD - CPA**



Report Quarter: Q4 FY2018

**Provider/Program Name: Rose Garden Community Development - dba We Are Precious (5272) - CPA**

# New Foster Homes During Quarter: 1		# Children in Care During Quarter: 6	# Placements During Quarter: 6	# Children in Care On Last Day: 6
CPA Incentive Credits	Avg Performance All CPAs (%)	Provider Performance (%)*	Possible Points (Weight)	Provider Points Earned
Early EPSDT Medical Visits		100%	2	2.00
Early EPSDT Dental Visits		100%	2	2.00
Permanency Contacts		None Planned	5	
Additional Academic Supports		6%	2	0.12
Foster Hm Retention Rate (threshold = 90)		100%	2	2.00
Foster Hm Recruitment (threshold = 100)		100%	2	2.00
Active Agency Accreditation		0%	4	0.00
Staff Clinical Licensure		0%	5	0.00
<b>Incentives Total</b>	<b>5.45</b>		<b>24</b>	<b>8.12</b>
Maximum total combined incentive credit allowed is 10 points.			<b>Incentives Awarded</b>	<b>8.12</b>

\*Performance calculation descriptions can be found in the FY 2018 RBWO PBP Measurements and Standards Guide.

**Child Protective Services Investigations and Dispositions**

The following investigations data, which is not used for scoring but is considered significant to a provider's performance, is from Georgia SHINES and is not considered final or complete until the end of the fiscal year.

Total Reports:	0
Number Screened In:	0
Number Screened Out:	0
Number Substantiated:	0
Number Unsubstantiated:	0
Number Active CPS Investigations:	0



DHS, DFCS, Office of Provider Management  
**Performance-Based Placement Measures**  
**RBWO Provider GA+SCORECARD - CPA**  
Report Quarter: Q4 FY2018



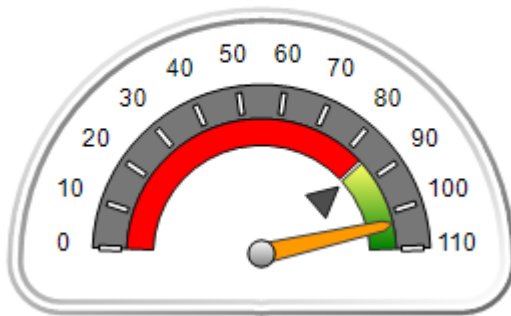
**Provider/Program Name: Seeds That Grow, Inc. - (5322) - CPA**

1805 Overlake Dr., Conyers, GA 30013 Phone: 770-679-9021 Vendor ID# 15077	Quarterly Scores (Grades)		Current Quarter Score (Grade)
	Q1: (N/A)	Q2: 100.00 (A+)	103.26% (A+)
	Q3: 105.26 (A+)	Q4: 103.26 (A+)	
# New Foster Homes During Quarter: 2	# Children in Care During Quarter: 20	# Placements During Quarter: 20	# Children in Care On Last Day: 19

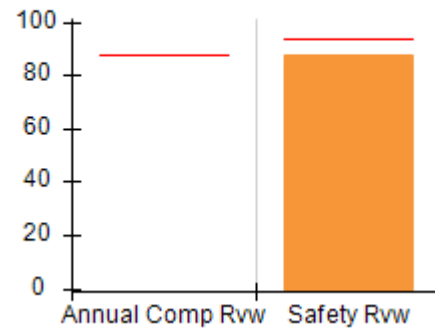
**Quarterly Provider Comparisons to All CPAs**

▼ — indicates average for all CPAs

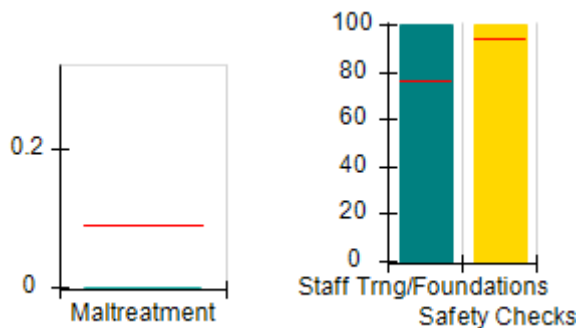
Overall Score (%)



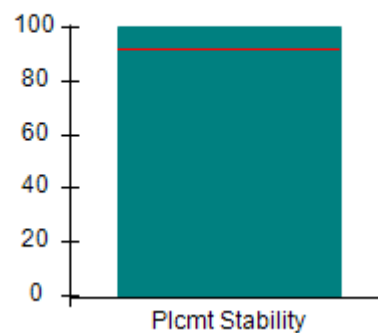
OPM Monitoring Reviews (%)



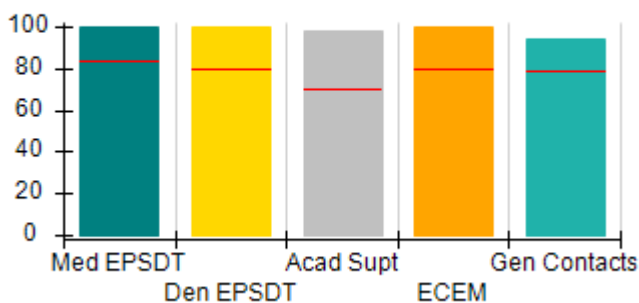
Safety Outcomes (%)



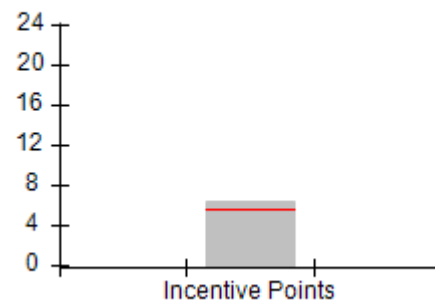
Permanency Outcomes (%)



Well-Being Outcomes (%)



Incentives Earned (Points)







DHS, DFCS, Office of Provider Management  
**Performance-Based Placement Measures**  
**RBWO Provider GA+SCORECARD - CPA**  
 Report Quarter: Q4 FY2018



**Provider/Program Name: Seeds That Grow, Inc. - (5322) - CPA**

<b>1805 Overlake Dr., Conyers, GA 30013</b>  <b>Phone: 770-679-9021</b>  <b>Vendor ID# 15077</b>		<b>Quarterly Scores (Grades)</b>		<b>Current Quarter Score (Grade)</b>
		<b>Q1: (F)</b>	<b>Q2: 100.00 (A+)</b>	<b>103.26%</b> <b>(A+)</b>
		<b>Q3: 105.26 (A+)</b>	<b>Q4: 103.26 (A+)</b>	
# New Foster Homes During Quarter: 2		# Children in Care During Quarter: 20	# Placements During Quarter: 20	# Children in Care On Last Day: 19
	<b>Avg Performance All CPAs (%)</b>	<b>Provider Performance (%)*</b>	<b>Possible Points (Weight)</b>	<b>Provider Points Earned</b>
<b>OPM Monitoring Reviews</b>				
Annual Comprehensive Reviews	87%	Not Yet Conducted		
Safety Reviews	94%	88%	15	13.13
<b>Monitoring Sub-Total</b>			<b>15</b>	<b>13.13</b>
<b>CPA Safety Outcomes</b>				
Incidence of Maltreatment	0.09%	No Substantiated Reports	10	10.00
Staff Training	76%	100%	5	5.00
Staff Safety Checks	94%	100%	5	5.00
<b>Safety Sub-Total</b>			<b>20</b>	<b>20.00</b>
<b>CPA Permanency Outcomes</b>				
Placement Stability	92%	100%	15	15.00
<b>Permanency Sub-Total</b>			<b>15</b>	<b>15.00</b>
<b>CPA Well-Being Outcomes</b>				
EPSDT Medical Visits	84%	100%	4	4.00
EPSDT Dental Visits	80%	100%	4	4.00
Academic Supports	70%	98%	3	2.94
Provider ECEM Visits	80%	100%	7	7.00
Provider General Contacts	78%	94%	7	6.58
Placements with Siblings	65%	45%	Not Scored	Not Scored
Placements within Legal County	17%	0%	Not Scored	Not Scored
<b>Well-Being Sub-Total</b>			<b>25</b>	<b>24.52</b>

\*Performance calculation descriptions can be found in the FY 2018 RBWO PBP Measurements and Standards Guide.

<b>Monitoring &amp; Outcomes: Possible Points = 75</b>		<b>Points Earned: 72.65</b>	
<b>Score Before Incentives Credit</b>			<b>96.86%</b>
<b>Incentives Awarded</b>			<b>6.40 pts</b>
<b>PBP Verification</b>			<b>N/A pts</b>
<b>Total Score</b>			<b>103.26%</b>



DHS, DFCS, Office of Provider Management  
**Performance-Based Placement Measures**  
**RBWO Provider GA+SCORECARD - CPA**  
Report Quarter: Q4 FY2018



**Provider/Program Name: Seeds That Grow, Inc. - (5322) - CPA**

# New Foster Homes During Quarter: 2		# Children in Care During Quarter: 20	# Placements During Quarter: 20	# Children in Care On Last Day: 19
CPA Incentive Credits	Avg Performance All CPAs (%)	Provider Performance (%)*	Possible Points (Weight)	Provider Points Earned
Early EPSDT Medical Visits		100%	2	2.00
Early EPSDT Dental Visits		100%	2	2.00
Permanency Contacts		None Planned	5	
Additional Academic Supports		20%	2	0.40
Foster Hm Retention Rate (threshold = 90)		86%	2	0.00
Foster Hm Recruitment (threshold = 100)		200%	2	2.00
Active Agency Accreditation		0%	4	0.00
Staff Clinical Licensure		0%	5	0.00
<b>Incentives Total</b>	<b>5.45</b>		<b>24</b>	<b>6.40</b>
Maximum total combined incentive credit allowed is 10 points.			<b>Incentives Awarded</b>	<b>6.40</b>

\*Performance calculation descriptions can be found in the FY 2018 RBWO PBP Measurements and Standards Guide.

**Child Protective Services Investigations and Dispositions**

The following investigations data, which is not used for scoring but is considered significant to a provider's performance, is from Georgia SHINES and is not considered final or complete until the end of the fiscal year.

Total Reports:	0
Number Screened In:	0
Number Screened Out:	0
Number Substantiated:	0
Number Unsubstantiated:	0
Number Active CPS Investigations:	0



**DHS, DFCS, Office of Provider Management**  
**Performance-Based Placement Measures**  
**RBWO Provider GA+SCORECARD - CPA**  
**Report Quarter: Q4 FY2018**

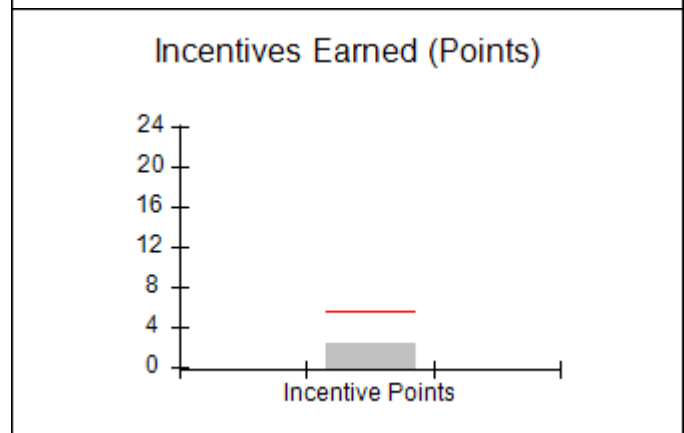
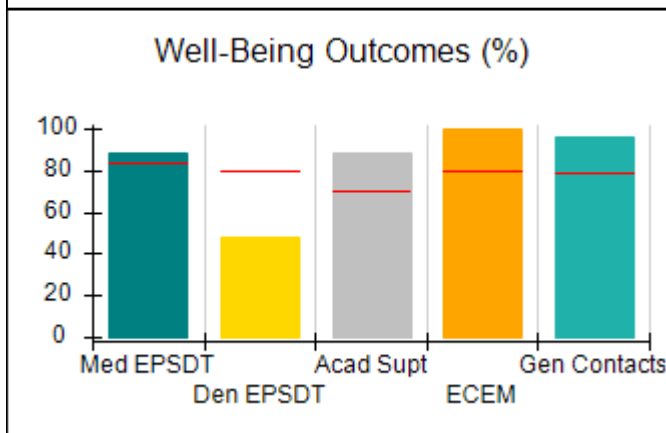
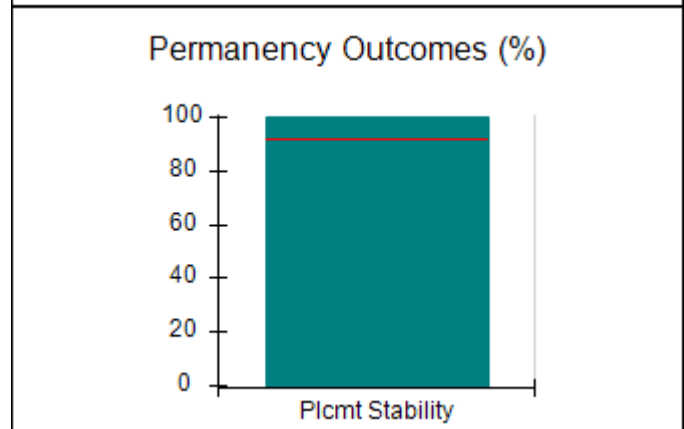
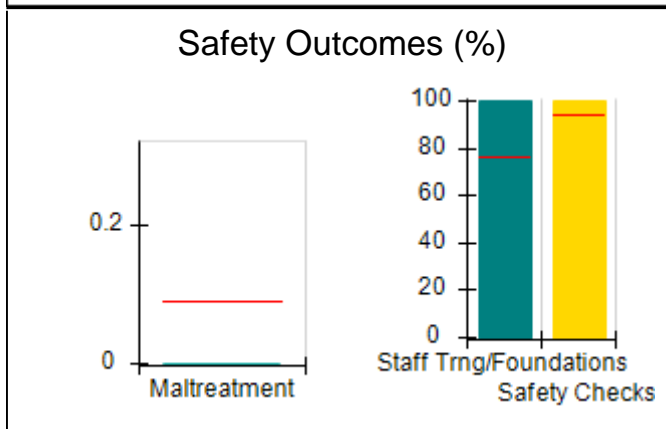
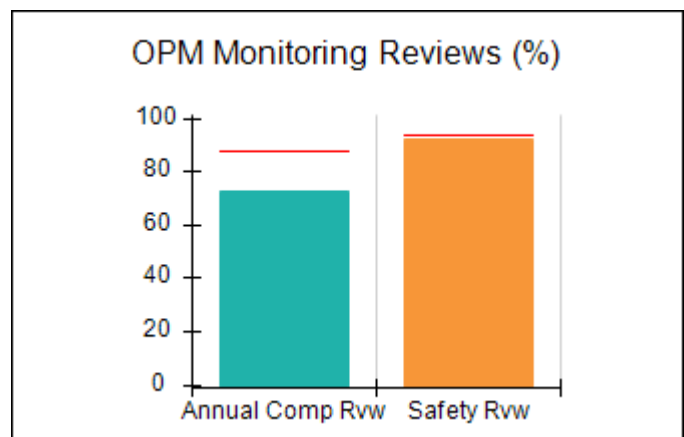
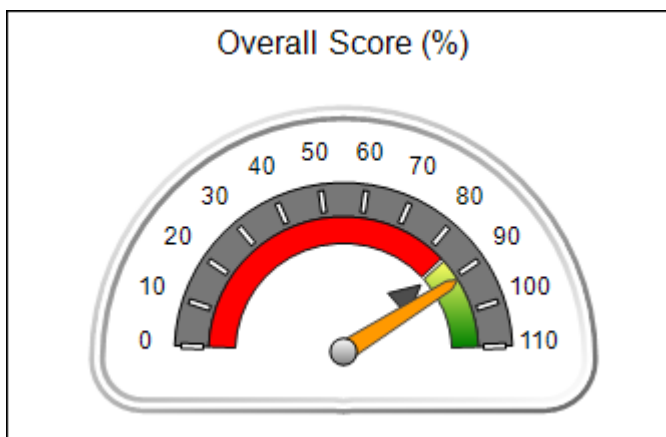


**Provider/Program Name: Trinity J and D, LLC - Trinity J and D, LLC (980) - CPA**

<b>7805 Waters Avenue, Savannah, GA 31406</b>  <b>Phone: 912-443-3799</b>  <b>Vendor ID# 40245</b>	Quarterly Scores (Grades)		Current Quarter Score (Grade)
	Q1: 87.82 (B+)	Q2: 89.27 (B+)	<b>91.19%</b> <b>(A-)</b>
	Q3: 89.34 (B+)	Q4: 91.19 (A-)	
# New Foster Homes During Quarter: 1	# Children in Care During Quarter: 31	# Placements During Quarter: 31	# Children in Care On Last Day: 22

**Quarterly Provider Comparisons to All CPAs**

▼ — indicates average for all CPAs





DHS, DFCS, Office of Provider Management  
**Performance-Based Placement Measures**  
**RBWO Provider GA+SCORECARD - CPA**  
 Report Quarter: Q4 FY2018



**Provider/Program Name: Trinity J and D, LLC - Trinity J and D, LLC (980) - CPA**

<b>7805 Waters Avenue, Savannah, GA 31406</b>  <b>Phone: 912-443-3799</b>  <b>Vendor ID# 40245</b>	Quarterly Scores (Grades)		Current Quarter Score (Grade)
	Q1: 87.82 (B+)	Q2: 89.27 (B+)	<b>91.19%</b> <b>(A-)</b>
	Q3: 89.34 (B+)	Q4: 91.19 (A-)	

# New Foster Homes During Quarter: 1	# Children in Care During Quarter: 31	# Placements During Quarter: 31	# Children in Care On Last Day: 22
--------------------------------------	---------------------------------------	---------------------------------	------------------------------------

	Avg Performance All CPAs (%)	Provider Performance (%)*	Possible Points (Weight)	Provider Points Earned
--	------------------------------	---------------------------	--------------------------	------------------------

**OPM Monitoring Reviews**

Annual Comprehensive Reviews	87%	73%	25	18.20
Safety Reviews	94%	92%	15	13.79
<b>Monitoring Sub-Total</b>			<b>40</b>	<b>31.99</b>

**CPA Safety Outcomes**

Incidence of Maltreatment	0.09%	No Substantiated Reports	10	10.00
Staff Training	76%	100%	5	5.00
Staff Safety Checks	94%	100%	5	5.00
<b>Safety Sub-Total</b>			<b>20</b>	<b>20.00</b>

**CPA Permanency Outcomes**

Placement Stability	92%	100%	15	15.00
<b>Permanency Sub-Total</b>			<b>15</b>	<b>15.00</b>

**CPA Well-Being Outcomes**

EPSDT Medical Visits	84%	88%	4	3.52
EPSDT Dental Visits	80%	48%	4	1.92
Academic Supports	70%	88%	3	2.64
Provider ECEM Visits	80%	100%	7	7.00
Provider General Contacts	78%	96%	7	6.72
Placements with Siblings	65%	100%	Not Scored	Not Scored
Placements within Legal County	17%	0%	Not Scored	Not Scored
<b>Well-Being Sub-Total</b>			<b>25</b>	<b>21.80</b>

\*Performance calculation descriptions can be found in the FY 2018 RBWO PBP Measurements and Standards Guide.

<b>Monitoring &amp; Outcomes: Possible Points = 100</b>	<b>Points Earned: 88.79</b>
<b>Score Before Incentives Credit</b>	<b>88.79%</b>
<b>Incentives Awarded</b>	<b>2.40 pts</b>
<b>PBP Verification</b>	<b>N/A pts</b>
<b>Total Score</b>	<b>91.19%</b>



**DHS, DFCS, Office of Provider Management**  
**Performance-Based Placement Measures**  
**RBWO Provider GA+SCORECARD - CPA**  
**Report Quarter: Q4 FY2018**



**Provider/Program Name: Trinity J and D, LLC - Trinity J and D, LLC (980) - CPA**

# New Foster Homes During Quarter: 1		# Children in Care During Quarter: 31	# Placements During Quarter: 31	# Children in Care On Last Day: 22
CPA Incentive Credits	Avg Performance All CPAs (%)	Provider Performance (%)*	Possible Points (Weight)	Provider Points Earned
Early EPSDT Medical Visits		0%	2	0.00
Early EPSDT Dental Visits		20%	2	0.40
Permanency Contacts		None Planned	5	
Additional Academic Supports		0%	2	0.00
Foster Hm Retention Rate (threshold = 90)		100%	2	2.00
Foster Hm Recruitment (threshold = 100)		33%	2	0.00
Active Agency Accreditation		0%	4	0.00
Staff Clinical Licensure		0%	5	0.00
<b>Incentives Total</b>	<b>5.45</b>		<b>24</b>	<b>2.40</b>
Maximum total combined incentive credit allowed is 10 points.			<b>Incentives Awarded</b>	<b>2.40</b>

\*Performance calculation descriptions can be found in the FY 2018 RBWO PBP Measurements and Standards Guide.

**Child Protective Services Investigations and Dispositions**

The following investigations data, which is not used for scoring but is considered significant to a provider's performance, is from Georgia SHINES and is not considered final or complete until the end of the fiscal year.

Total Reports:	0
Number Screened In:	0
Number Screened Out:	0
Number Substantiated:	0
Number Unsubstantiated:	1
Number Active CPS Investigations:	-1



DHS, DFCS, Office of Provider Management  
**Performance-Based Placement Measures**  
**RBWO Provider GA+SCORECARD - CPA**  
Report Quarter: Q4 FY2018



**Provider/Program Name: Twin Cedars Youth Services - Foster Care (932) - CPA**

2250 Northside Crossing, Macon, GA 31210

Phone: 706-298-0050

Vendor ID# 35611

**Quarterly Scores (Grades)**

**Current Quarter Score (Grade)**

Q1: 97.17 (A+)

Q2: 96.59 (A)

**91.97%**

Q3: 95.02 (A)

Q4: 91.97 (A-)

**(A-)**

# New Foster Homes During Quarter: 2

# Children in Care During Quarter: 48

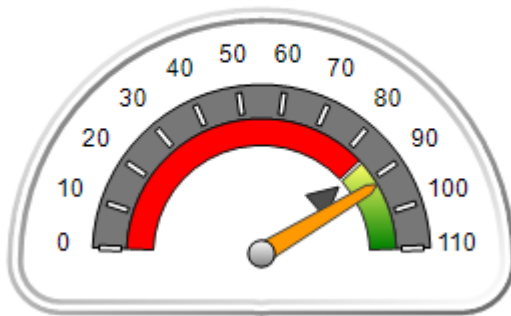
# Placements During Quarter: 56

# Children in Care On Last Day: 42

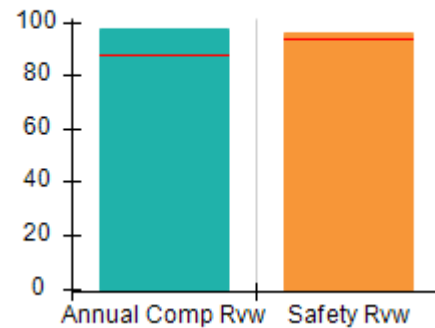
**Quarterly Provider Comparisons to All CPAs**

— indicates average for all CPAs

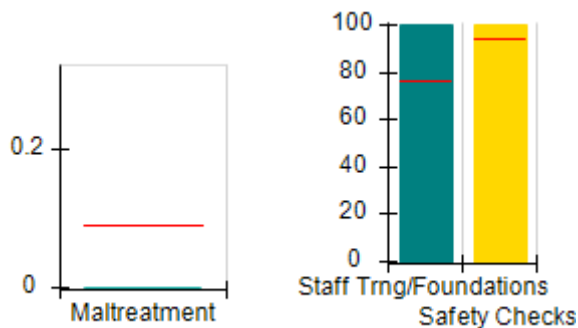
**Overall Score (%)**



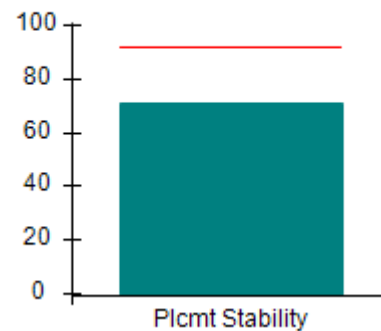
**OPM Monitoring Reviews (%)**



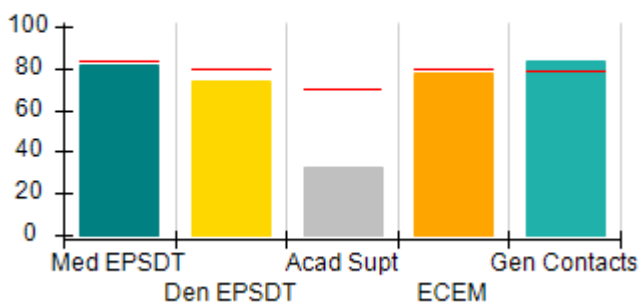
**Safety Outcomes (%)**



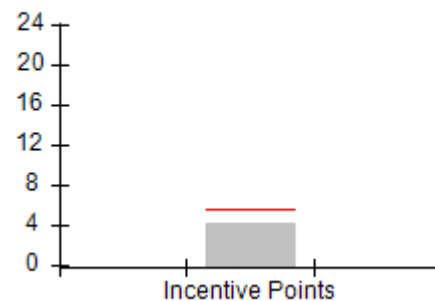
**Permanency Outcomes (%)**



**Well-Being Outcomes (%)**



**Incentives Earned (Points)**





**DHS, DFCS, Office of Provider Management**  
**Performance-Based Placement Measures**  
**RBWO Provider GA+SCORECARD - CPA**  
**Report Quarter: Q4 FY2018**



**Provider/Program Name: Twin Cedars Youth Services - Foster Care (932) - CPA**

<b>2250 Northside Crossing, Macon, GA 31210</b>  <b>Phone: 706-298-0050</b>  <b>Vendor ID# 35611</b>		<b>Quarterly Scores (Grades)</b>		<b>Current Quarter Score (Grade)</b>
		<b>Q1: 97.17 (A+)</b>	<b>Q2: 96.59 (A)</b>	<b>91.97%</b>
		<b>Q3: 95.02 (A)</b>	<b>Q4: 91.97 (A-)</b>	<b>(A-)</b>
# New Foster Homes During Quarter: 2		# Children in Care During Quarter: 48	# Placements During Quarter: 56	# Children in Care On Last Day: 42
	<b>Avg Performance All CPAs (%)</b>	<b>Provider Performance (%)*</b>	<b>Possible Points (Weight)</b>	<b>Provider Points Earned</b>
<b>OPM Monitoring Reviews</b>				
Annual Comprehensive Reviews	87%	97%	25	24.28
Safety Reviews	94%	96%	15	14.38
<b>Monitoring Sub-Total</b>			<b>40</b>	<b>38.66</b>
<b>CPA Safety Outcomes</b>				
Incidence of Maltreatment	0.09%	No Substantiated Reports	10	10.00
Staff Training	76%	100%	5	5.00
Staff Safety Checks	94%	100%	5	5.00
<b>Safety Sub-Total</b>			<b>20</b>	<b>20.00</b>
<b>CPA Permanency Outcomes</b>				
Placement Stability	92%	71%	15	10.65
<b>Permanency Sub-Total</b>			<b>15</b>	<b>10.65</b>
<b>CPA Well-Being Outcomes</b>				
EPSDT Medical Visits	84%	82%	4	3.28
EPSDT Dental Visits	80%	74%	4	2.96
Academic Supports	70%	33%	3	0.99
Provider ECEM Visits	80%	78%	7	5.46
Provider General Contacts	78%	83%	7	5.81
Placements with Siblings	65%	40%	Not Scored	Not Scored
Placements within Legal County	17%	27%	Not Scored	Not Scored
<b>Well-Being Sub-Total</b>			<b>25</b>	<b>18.50</b>

\*Performance calculation descriptions can be found in the FY 2018 RBWO PBP Measurements and Standards Guide.

<b>Monitoring &amp; Outcomes: Possible Points = 100</b>	<b>Points Earned: 87.81</b>
<b>Score Before Incentives Credit</b>	<b>87.81%</b>
<b>Incentives Awarded</b>	<b>4.16 pts</b>
<b>PBP Verification</b>	<b>N/A pts</b>
<b>Total Score</b>	<b>91.97%</b>



**DHS, DFCS, Office of Provider Management**  
**Performance-Based Placement Measures**  
**RBWO Provider GA+SCORECARD - CPA**  
**Report Quarter: Q4 FY2018**



**Provider/Program Name: Twin Cedars Youth Services - Foster Care (932) - CPA**

# New Foster Homes During Quarter: 2		# Children in Care During Quarter: 48	# Placements During Quarter: 56	# Children in Care On Last Day: 42
CPA Incentive Credits	Avg Performance All CPAs (%)	Provider Performance (%)*	Possible Points (Weight)	Provider Points Earned
Early EPSDT Medical Visits		63%	2	1.26
Early EPSDT Dental Visits		45%	2	0.90
Permanency Contacts		0%	5	0.00
Additional Academic Supports		0%	2	0.00
Foster Hm Retention Rate (threshold = 90)		88%	2	0.00
Foster Hm Recruitment (threshold = 100)		0%	2	0.00
Active Agency Accreditation		50%	4	2.00
Staff Clinical Licensure		0%	5	0.00
<b>Incentives Total</b>	<b>5.45</b>		<b>24</b>	<b>4.16</b>
Maximum total combined incentive credit allowed is 10 points.			<b>Incentives Awarded</b>	<b>4.16</b>

\*Performance calculation descriptions can be found in the FY 2018 RBWO PBP Measurements and Standards Guide.

**Child Protective Services Investigations and Dispositions**

The following investigations data, which is not used for scoring but is considered significant to a provider's performance, is from Georgia SHINES and is not considered final or complete until the end of the fiscal year.

Total Reports:	3
Number Screened In:	3
Number Screened Out:	0
Number Substantiated:	0
Number Unsubstantiated:	2
Number Active CPS Investigations:	1





DHS, DFCS, Office of Provider Management

## Performance-Based Placement Measures

### RBWO Provider GA+SCORECARD - CPA



Report Quarter: Q4 FY2018

**Provider/Program Name: United Methodist Children Home of the North GA Conference - (847) - CPA**

1967 Lakeside Pkwy, Tucker, GA 30084

Phone: 404-327-5820

Vendor ID# 45624

#### Quarterly Scores (Grades)

Q1: 102.55 (A+)

Q2: 104.99 (A+)

Q3: 103.88 (A+)

Q4: 93.68 (A-)

#### Current Quarter Score (Grade)

93.68%

(A-)

# New Foster Homes During Quarter: 10

# Children in Care During Quarter: 161

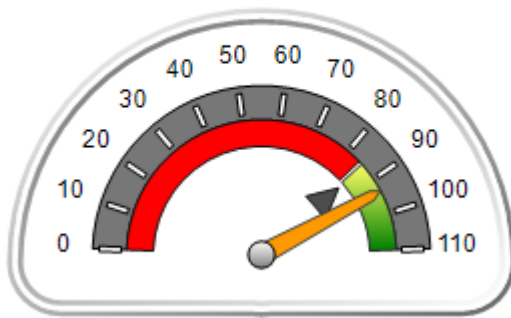
# Placements During Quarter: 162

# Children in Care On Last Day: 122

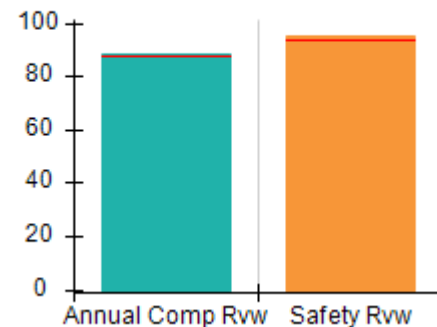
### Quarterly Provider Comparisons to All CPAs

▼ — indicates average for all CPAs

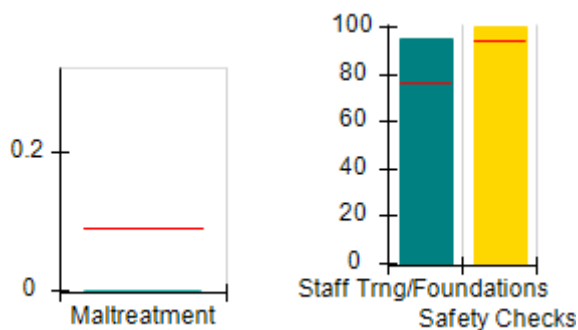
#### Overall Score (%)



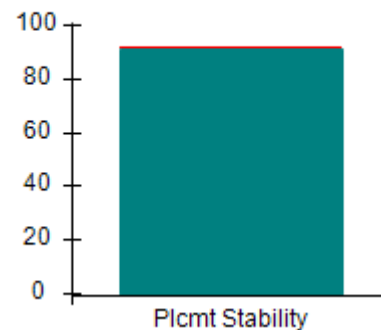
#### OPM Monitoring Reviews (%)



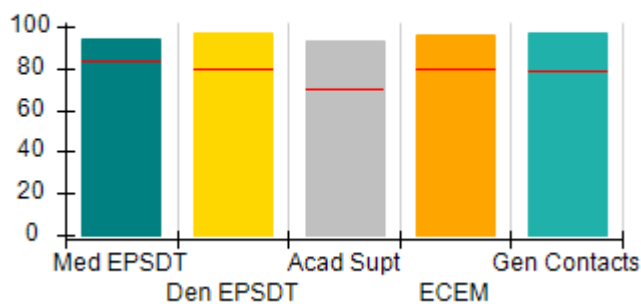
#### Safety Outcomes (%)



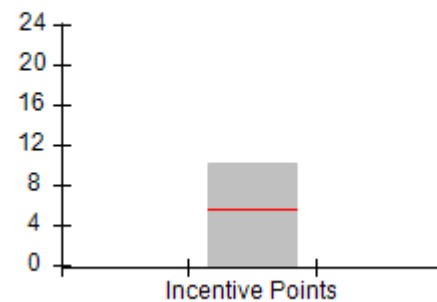
#### Permanency Outcomes (%)



#### Well-Being Outcomes (%)



#### Incentives Earned (Points)





DHS, DFCS, Office of Provider Management  
**Performance-Based Placement Measures**  
**RBWO Provider GA+SCORECARD - CPA**



Report Quarter: Q4 FY2018

**Provider/Program Name: United Methodist Children Home of the North GA Conference - (847) - CPA**

<b>1967 Lakeside Pkwy, Tucker, GA 30084</b>  <b>Phone: 404-327-5820</b>  <b>Vendor ID# 45624</b>	<b>Quarterly Scores (Grades)</b>		<b>Current Quarter Score (Grade)</b>
	<b>Q1: 102.55 (A+)</b>	<b>Q2: 104.99 (A+)</b>	<b>93.68%</b>
	<b>Q3: 103.88 (A+)</b>	<b>Q4: 93.68 (A-)</b>	<b>(A-)</b>

# New Foster Homes During Quarter: 10	# Children in Care During Quarter: 161	# Placements During Quarter: 162	# Children in Care On Last Day: 122
---------------------------------------	--	----------------------------------	-------------------------------------

	<b>Avg Performance All CPAs (%)</b>	<b>Provider Performance (%)*</b>	<b>Possible Points (Weight)</b>	<b>Provider Points Earned</b>
--	-------------------------------------	----------------------------------	---------------------------------	-------------------------------

**OPM Monitoring Reviews**

Annual Comprehensive Reviews	87%	88%	25	22.06
Safety Reviews	94%	95%	15	14.28
<b>Monitoring Sub-Total</b>			<b>40</b>	<b>36.34</b>

**CPA Safety Outcomes**

Incidence of Maltreatment	0.09%	1 Substantiated Report	10	0.00
Staff Training	76%	95%	5	4.75
Staff Safety Checks	94%	100%	5	5.00
<b>Safety Sub-Total</b>			<b>20</b>	<b>9.75</b>

**CPA Permanency Outcomes**

Placement Stability	92%	91%	15	13.65
<b>Permanency Sub-Total</b>			<b>15</b>	<b>13.65</b>

**CPA Well-Being Outcomes**

EPSDT Medical Visits	84%	94%	4	3.76
EPSDT Dental Visits	80%	97%	4	3.88
Academic Supports	70%	93%	3	2.79
Provider ECEM Visits	80%	96%	7	6.72
Provider General Contacts	78%	97%	7	6.79
Placements with Siblings	65%	59%	Not Scored	Not Scored
Placements within Legal County	17%	32%	Not Scored	Not Scored
<b>Well-Being Sub-Total</b>			<b>25</b>	<b>23.94</b>

\*Performance calculation descriptions can be found in the FY 2018 RBWO PBP Measurements and Standards Guide.

<b>Monitoring &amp; Outcomes: Possible Points = 100</b>	<b>Points Earned: 83.68</b>
<b>Score Before Incentives Credit</b>	<b>83.68%</b>
<b>Incentives Awarded</b>	<b>10.00 pts</b>
<b>PBP Verification</b>	<b>N/A pts</b>
<b>Total Score</b>	<b>93.68%</b>



**DHS, DFCS, Office of Provider Management**  
**Performance-Based Placement Measures**  
**RBWO Provider GA+SCORECARD - CPA**



**Report Quarter: Q4 FY2018**

**Provider/Program Name: United Methodist Children Home of the North GA Conference - (847) - CPA**

# New Foster Homes During Quarter: 10		# Children in Care During Quarter: 161	# Placements During Quarter: 162	# Children in Care On Last Day: 122
CPA Incentive Credits	Avg Performance All CPAs (%)	Provider Performance (%)*	Possible Points (Weight)	Provider Points Earned
Early EPSDT Medical Visits		96%	2	1.92
Early EPSDT Dental Visits		88%	2	1.76
Permanency Contacts		0%	5	0.00
Additional Academic Supports		4%	2	0.08
Foster Hm Retention Rate (threshold = 90)		88%	2	0.00
Foster Hm Recruitment (threshold = 100)		275%	2	2.00
Active Agency Accreditation		50%	4	2.00
Staff Clinical Licensure		50%	5	2.50
<b>Incentives Total</b>	<b>5.45</b>		<b>24</b>	<b>10.26</b>
Maximum total combined incentive credit allowed is 10 points.			<b>Incentives Awarded</b>	<b>10.00</b>

\*Performance calculation descriptions can be found in the FY 2018 RBWO PBP Measurements and Standards Guide.

### Child Protective Services Investigations and Dispositions

The following investigations data, which is not used for scoring but is considered significant to a provider's performance, is from Georgia SHINES and is not considered final or complete until the end of the fiscal year.

Total Reports:	7
Number Screened In:	5
Number Screened Out:	2
Number Substantiated:	1
Number Unsubstantiated:	9
Number Active CPS Investigations:	-5



DHS, DFCS, Office of Provider Management

## Performance-Based Placement Measures

### RBWO Provider GA+SCORECARD - CPA



Report Quarter: Q4 FY2018

**Provider/Program Name: Uniting Hope 4 Children - Augusta (5216) - CPA**

611 Telfair Street, Augusta, GA 30901

Phone: 678-585-4686

Vendor ID# 137160

#### Quarterly Scores (Grades)

Q1: 103.08 (A+)

Q2: 101.19 (A+)

Q3: 101.83 (A+)

Q4: 97.83 (A+)

#### Current Quarter Score (Grade)

**97.83%**

**(A+)**

# New Foster Homes During Quarter: 0

# Children in Care During Quarter: 9

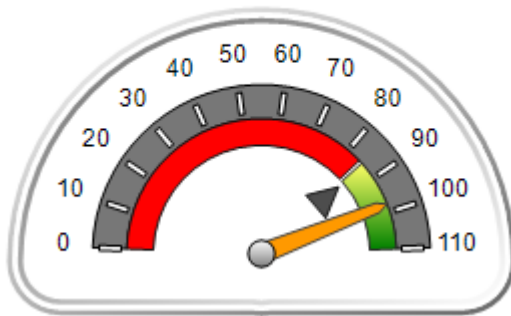
# Placements During Quarter: 9

# Children in Care On Last Day: 6

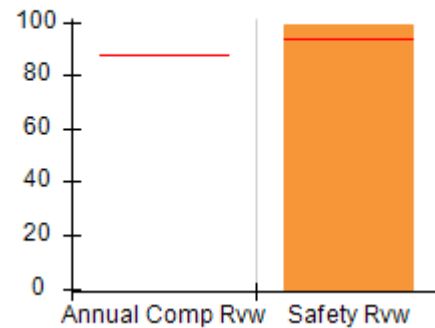
### Quarterly Provider Comparisons to All CPAs

— indicates average for all CPAs

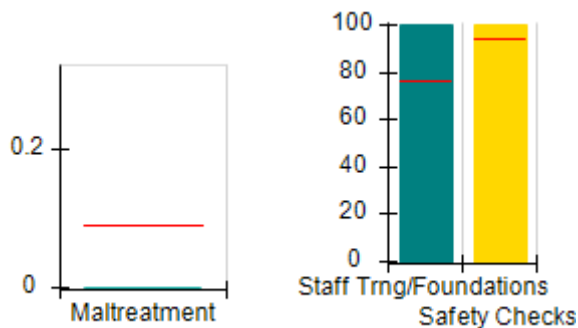
#### Overall Score (%)



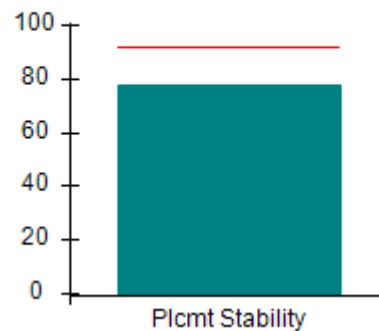
#### OPM Monitoring Reviews (%)



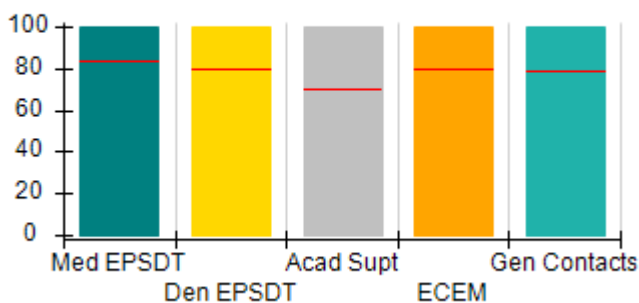
#### Safety Outcomes (%)



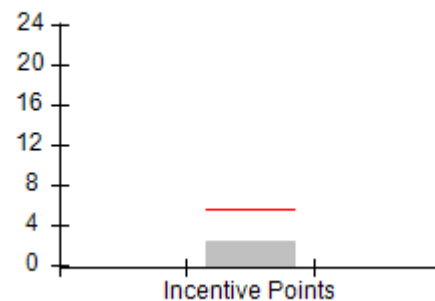
#### Permanency Outcomes (%)



#### Well-Being Outcomes (%)



#### Incentives Earned (Points)





DHS, DFCS, Office of Provider Management  
**Performance-Based Placement Measures**  
**RBWO Provider GA+SCORECARD - CPA**  
 Report Quarter: Q4 FY2018



**Provider/Program Name: Uniting Hope 4 Children - Augusta (5216) - CPA**

611 Telfair Street, Augusta, GA 30901  Phone: 678-585-4686  Vendor ID# 137160		Quarterly Scores (Grades)		Current Quarter Score (Grade)
		Q1: 103.08 (A+)	Q2: 101.19 (A+)	97.83%
		Q3: 101.83 (A+)	Q4: 97.83 (A+)	(A+)
# New Foster Homes During Quarter: 0		# Children in Care During Quarter: 9	# Placements During Quarter: 9	# Children in Care On Last Day: 6
	Avg Performance All CPAs (%)	Provider Performance (%)*	Possible Points (Weight)	Provider Points Earned
<b>OPM Monitoring Reviews</b>				
Annual Comprehensive Reviews	87%	Not Yet Conducted		
Safety Reviews	94%	99%	15	14.87
<b>Monitoring Sub-Total</b>			<b>15</b>	<b>14.87</b>
<b>CPA Safety Outcomes</b>				
Incidence of Maltreatment	0.09%	No Substantiated Reports	10	10.00
Staff Training	76%	100%	5	5.00
Staff Safety Checks	94%	100%	5	5.00
<b>Safety Sub-Total</b>			<b>20</b>	<b>20.00</b>
<b>CPA Permanency Outcomes</b>				
Placement Stability	92%	78%	15	11.70
<b>Permanency Sub-Total</b>			<b>15</b>	<b>11.70</b>
<b>CPA Well-Being Outcomes</b>				
EPSDT Medical Visits	84%	100%	4	4.00
EPSDT Dental Visits	80%	100%	4	4.00
Academic Supports	70%	100%	3	3.00
Provider ECEM Visits	80%	100%	7	7.00
Provider General Contacts	78%	100%	7	7.00
Placements with Siblings	65%	0%	Not Scored	Not Scored
Placements within Legal County	17%	Not Eligible	Not Scored	Not Scored
<b>Well-Being Sub-Total</b>			<b>25</b>	<b>25.00</b>

\*Performance calculation descriptions can be found in the FY 2018 RBWO PBP Measurements and Standards Guide.

<b>Monitoring &amp; Outcomes: Possible Points = 75</b>		<b>Points Earned: 71.57</b>	
<b>Score Before Incentives Credit</b>			<b>95.43%</b>
<b>Incentives Awarded</b>			<b>2.40 pts</b>
<b>PBP Verification</b>			<b>N/A pts</b>
<b>Total Score</b>			<b>97.83%</b>



DHS, DFCS, Office of Provider Management  
**Performance-Based Placement Measures**  
**RBWO Provider GA+SCORECARD - CPA**  
Report Quarter: Q4 FY2018



**Provider/Program Name: Uniting Hope 4 Children - Augusta (5216) - CPA**

# New Foster Homes During Quarter: 0		# Children in Care During Quarter: 9	# Placements During Quarter: 9	# Children in Care On Last Day: 6
CPA Incentive Credits	Avg Performance All CPAs (%)	Provider Performance (%)*	Possible Points (Weight)	Provider Points Earned
Early EPSDT Medical Visits		Not Eligible	2	
Early EPSDT Dental Visits		100%	2	2.00
Permanency Contacts		None Planned	5	
Additional Academic Supports		20%	2	0.40
Foster Hm Retention Rate (threshold = 90)		70%	2	0.00
Foster Hm Recruitment (threshold = 100)		0%	2	0.00
Active Agency Accreditation		0%	4	0.00
Staff Clinical Licensure		0%	5	0.00
<b>Incentives Total</b>	<b>5.45</b>		<b>24</b>	<b>2.40</b>
Maximum total combined incentive credit allowed is 10 points.			<b>Incentives Awarded</b>	<b>2.40</b>

\*Performance calculation descriptions can be found in the FY 2018 RBWO PBP Measurements and Standards Guide.

**Child Protective Services Investigations and Dispositions**

The following investigations data, which is not used for scoring but is considered significant to a provider's performance, is from Georgia SHINES and is not considered final or complete until the end of the fiscal year.

Total Reports:	0
Number Screened In:	0
Number Screened Out:	0
Number Substantiated:	0
Number Unsubstantiated:	0
Number Active CPS Investigations:	0

**Performance-Based Placement Measures**  
**RBWO Provider GA+SCORECARD - CPA**

Report Quarter: Q4 FY2018

**Provider/Program Name: Uniting Hope 4 Children - Loganville (5188) - CPA**

1949 Highway 81, Loganville, GA 30052

Phone: 678-585-4686

Vendor ID# 125643

**Quarterly Scores (Grades)****Current Quarter Score**  
(Grade)

Q1: 95.74 (A)

Q2: 96.69 (A)

**89.86%**

Q3: 96.22 (A)

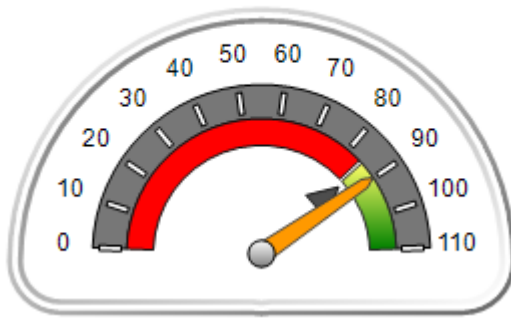
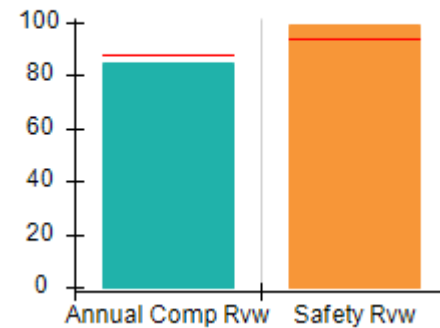
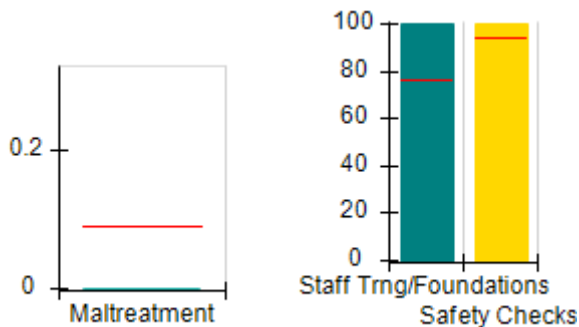
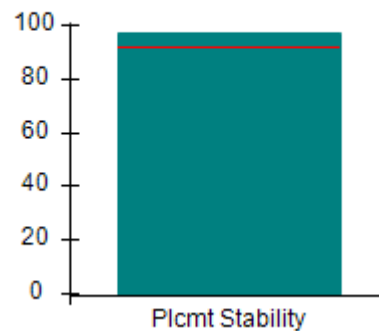
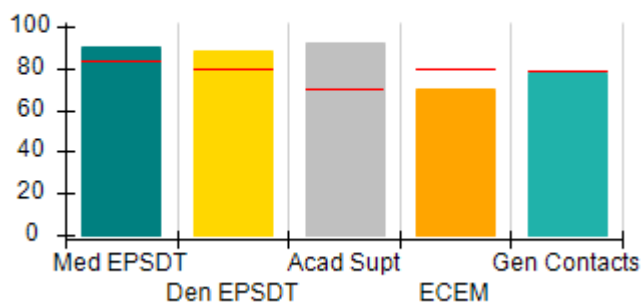
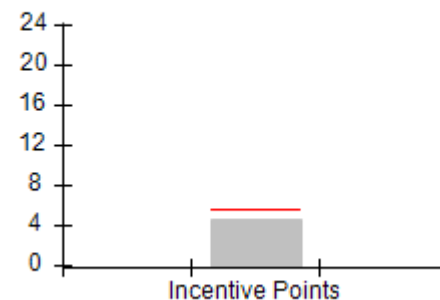
Q4: 89.86 (B+)

**(B+)**

# New Foster Homes During Quarter: 4

# Children in Care During  
Quarter: 143# Placements During  
Quarter: 145# Children in Care On Last  
Day: 117**Quarterly Provider Comparisons to All CPAs**

indicates average for all CPAs

**Overall Score (%)****OPM Monitoring Reviews (%)****Safety Outcomes (%)****Permanency Outcomes (%)****Well-Being Outcomes (%)****Incentives Earned (Points)**



# Performance-Based Placement Measures

## RBWO Provider GA+SCORECARD - CPA

Report Quarter: Q4 FY2018

**Provider/Program Name: Uniting Hope 4 Children - Loganville (5188) - CPA**

1949 Highway 81, Loganville, GA 30052

Phone: 678-585-4686

Vendor ID# 125643

**Quarterly Scores (Grades)****Current Quarter Score (Grade)**

Q1: 95.74 (A)

Q2: 96.69 (A)

**89.86%**

Q3: 96.22 (A)

Q4: 89.86 (B+)

**(B+)**

# New Foster Homes During Quarter: 4

# Children in Care During Quarter: 143

# Placements During Quarter: 145

# Children in Care On Last Day: 117

Avg  
Performance All  
CPAs (%)Provider  
Performance (%)\*Possible Points  
(Weight)Provider Points  
Earned**OPM Monitoring Reviews**

Annual Comprehensive Reviews	87%	85%	25	21.14
Safety Reviews	94%	99%	15	14.82
<b>Monitoring Sub-Total</b>			<b>40</b>	<b>35.96</b>

**CPA Safety Outcomes**

Incidence of Maltreatment	0.09%	No Substantiated Reports	10	10.00
Staff Training	76%	100%	5	5.00
Staff Safety Checks	94%	100%	5	5.00
<b>Safety Sub-Total</b>			<b>20</b>	<b>20.00</b>

**CPA Permanency Outcomes**

Placement Stability	92%	97%	15	14.55
<b>Permanency Sub-Total</b>			<b>15</b>	<b>14.55</b>

**CPA Well-Being Outcomes**

EPSDT Medical Visits	84%	90%	4	3.60
EPSDT Dental Visits	80%	88%	4	3.52
Academic Supports	70%	92%	3	2.76
Provider ECEM Visits	80%	70%	7	4.90
Provider General Contacts	78%	78%	7	5.46
Placements with Siblings	65%	55%	Not Scored	Not Scored
Placements within Legal County	17%	9%	Not Scored	Not Scored
<b>Well-Being Sub-Total</b>			<b>25</b>	<b>20.24</b>

\*Performance calculation descriptions can be found in the FY 2018 RBWO PBP Measurements and Standards Guide.

**Monitoring & Outcomes: Possible Points = 100****Points Earned: 90.75****Score Before Incentives Credit****90.75%****Incentives Awarded****4.48 pts****PBP Verification****-5.37 pts****Total Score****89.86%**



**Performance-Based Placement Measures**  
**RBWO Provider GA+SCORECARD - CPA**

Report Quarter: Q4 FY2018

**Provider/Program Name: Uniting Hope 4 Children - Loganville (5188) - CPA**

# New Foster Homes During Quarter: 4		# Children in Care During Quarter: 143	# Placements During Quarter: 145	# Children in Care On Last Day: 117
CPA Incentive Credits	Avg Performance All CPAs (%)	Provider Performance (%)*	Possible Points (Weight)	Provider Points Earned
Early EPSDT Medical Visits		71%	2	1.42
Early EPSDT Dental Visits		67%	2	1.34
Permanency Contacts		None Planned	5	
Additional Academic Supports		86%	2	1.72
Foster Hm Retention Rate (threshold = 90)		79%	2	0.00
Foster Hm Recruitment (threshold = 100)		75%	2	0.00
Active Agency Accreditation		0%	4	0.00
Staff Clinical Licensure		0%	5	0.00
<b>Incentives Total</b>	<b>5.45</b>		<b>24</b>	<b>4.48</b>
Maximum total combined incentive credit allowed is 10 points.			<b>Incentives Awarded</b>	<b>4.48</b>
*Performance calculation descriptions can be found in the FY 2018 RBWO PBP Measurements and Standards Guide.				

**Child Protective Services Investigations and Dispositions**

The following investigations data, which is not used for scoring but is considered significant to a provider's performance, is from Georgia SHINES and is not considered final or complete until the end of the fiscal year.

Total Reports:	2
Number Screened In:	0
Number Screened Out:	2
Number Substantiated:	0
Number Unsubstantiated:	0
Number Active CPS Investigations:	0



DHS, DFCS, Office of Provider Management  
**Performance-Based Placement Measures**  
**RBWO Provider GA+SCORECARD - CPA**



Report Quarter: Q4 FY2018

**Provider/Program Name: Universal Health Services of Savannah - Coastal Harbor Families (990) - CPA**

1150 Cornell Avenue, Savannah, GA 31406

Phone: 912-354-3911

Vendor ID# 44182

**Quarterly Scores (Grades)**

Q1: 86.43 (B)

Q2: 93.32 (A-)

Q3: 94.90 (A)

Q4: 90.05 (A-)

**Current Quarter Score (Grade)**

**90.05%**

**(A-)**

# New Foster Homes During Quarter: 2

# Children in Care During Quarter: 57

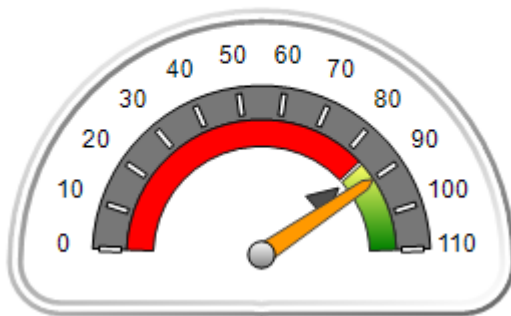
# Placements During Quarter: 58

# Children in Care On Last Day: 48

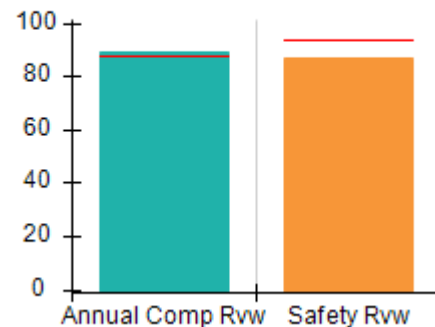
**Quarterly Provider Comparisons to All CPAs**

▼ — indicates average for all CPAs

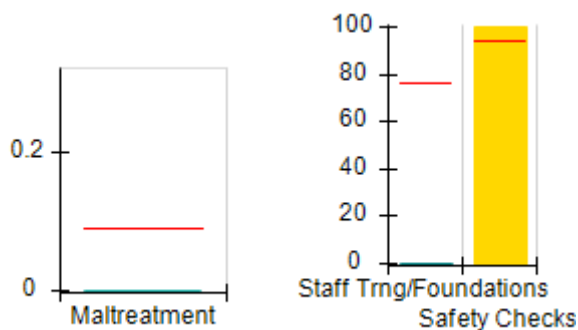
**Overall Score (%)**



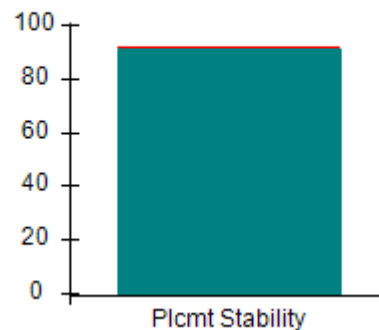
**OPM Monitoring Reviews (%)**



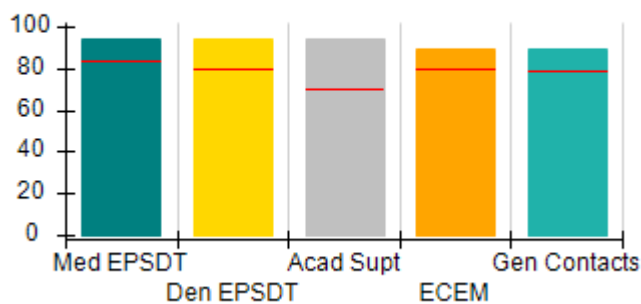
**Safety Outcomes (%)**



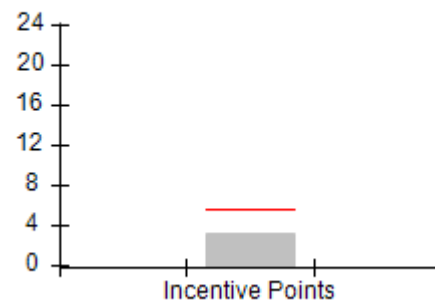
**Permanency Outcomes (%)**



**Well-Being Outcomes (%)**



**Incentives Earned (Points)**





DHS, DFCS, Office of Provider Management  
**Performance-Based Placement Measures**  
**RBWO Provider GA+SCORECARD - CPA**



Report Quarter: Q4 FY2018

<b>Provider/Program Name: Universal Health Services of Savannah - Coastal Harbor Families (990) - CPA</b>				
1150 Cornell Avenue, Savannah, GA 31406		Quarterly Scores (Grades)		Current Quarter Score (Grade)
Phone: 912-354-3911		Q1: 86.43 (B)	Q2: 93.32 (A-)	<b>90.05%</b> <b>(A-)</b>
Vendor ID# 44182		Q3: 94.90 (A)	Q4: 90.05 (A-)	
# New Foster Homes During Quarter: 2		# Children in Care During Quarter: 57	# Placements During Quarter: 58	# Children in Care On Last Day: 48
	Avg Performance All CPAs (%)	Provider Performance (%)*	Possible Points (Weight)	Provider Points Earned
<b>OPM Monitoring Reviews</b>				
Annual Comprehensive Reviews	87%	89%	25	22.37
Safety Reviews	94%	87%	15	13.07
<b>Monitoring Sub-Total</b>			<b>40</b>	<b>35.44</b>
<b>CPA Safety Outcomes</b>				
Incidence of Maltreatment	0.09%	No Substantiated Reports	10	10.00
Staff Training	76%	0%	5	0.00
Staff Safety Checks	94%	100%	5	5.00
<b>Safety Sub-Total</b>			<b>20</b>	<b>15.00</b>
<b>CPA Permanency Outcomes</b>				
Placement Stability	92%	91%	15	13.65
<b>Permanency Sub-Total</b>			<b>15</b>	<b>13.65</b>
<b>CPA Well-Being Outcomes</b>				
EPSDT Medical Visits	84%	94%	4	3.76
EPSDT Dental Visits	80%	94%	4	3.76
Academic Supports	70%	94%	3	2.82
Provider ECEM Visits	80%	89%	7	6.23
Provider General Contacts	78%	89%	7	6.23
Placements with Siblings	65%	55%	Not Scored	Not Scored
Placements within Legal County	17%	19%	Not Scored	Not Scored
<b>Well-Being Sub-Total</b>			<b>25</b>	<b>22.80</b>
*Performance calculation descriptions can be found in the FY 2018 RBWO PBP Measurements and Standards Guide.				
<b>Monitoring &amp; Outcomes: Possible Points = 100</b>			<b>Points Earned: 86.89</b>	
<b>Score Before Incentives Credit</b>			<b>86.89%</b>	
<b>Incentives Awarded</b>			<b>3.16 pts</b>	
<b>PBP Verification</b>			<b>N/A pts</b>	
<b>Total Score</b>			<b>90.05%</b>	



**DHS, DFCS, Office of Provider Management**  
**Performance-Based Placement Measures**  
**RBWO Provider GA+SCORECARD - CPA**



**Report Quarter: Q4 FY2018**

**Provider/Program Name: Universal Health Services of Savannah - Coastal Harbor Families (990) - CPA**

# New Foster Homes During Quarter: 2		# Children in Care During Quarter: 57	# Placements During Quarter: 58	# Children in Care On Last Day: 48
CPA Incentive Credits	Avg Performance All CPAs (%)	Provider Performance (%)*	Possible Points (Weight)	Provider Points Earned
Early EPSDT Medical Visits		80%	2	1.60
Early EPSDT Dental Visits		78%	2	1.56
Permanency Contacts		0%	5	0.00
Additional Academic Supports		0%	2	0.00
Foster Hm Retention Rate (threshold = 90)		74%	2	0.00
Foster Hm Recruitment (threshold = 100)		75%	2	0.00
Active Agency Accreditation		0%	4	0.00
Staff Clinical Licensure		0%	5	0.00
<b>Incentives Total</b>	<b>5.45</b>		<b>24</b>	<b>3.16</b>
Maximum total combined incentive credit allowed is 10 points.			<b>Incentives Awarded</b>	<b>3.16</b>

\*Performance calculation descriptions can be found in the FY 2018 RBWO PBP Measurements and Standards Guide.

**Child Protective Services Investigations and Dispositions**

The following investigations data, which is not used for scoring but is considered significant to a provider's performance, is from Georgia SHINES and is not considered final or complete until the end of the fiscal year.

Total Reports:	10
Number Screened In:	8
Number Screened Out:	2
Number Substantiated:	0
Number Unsubstantiated:	5
Number Active CPS Investigations:	3



DHS, DFCS, Office of Provider Management  
**Performance-Based Placement Measures**  
**RBWO Provider GA+SCORECARD - CPA**  
Report Quarter: Q4 FY2018



**Provider/Program Name: WinShape Foster Care, LLC - (5225) - CPA**

5295 Buffington Road, Atlanta, GA 30349

Phone: 4047652576

Vendor ID# 144122

**Quarterly Scores (Grades)**

Q1: 98.65 (A+)

Q2: 104.75 (A+)

Q3: 106.00 (A+)

Q4: 107.09 (A+)

**Current Quarter Score (Grade)**

**107.09%**

**(A+)**

# New Foster Homes During Quarter: 3

# Children in Care During Quarter: 11

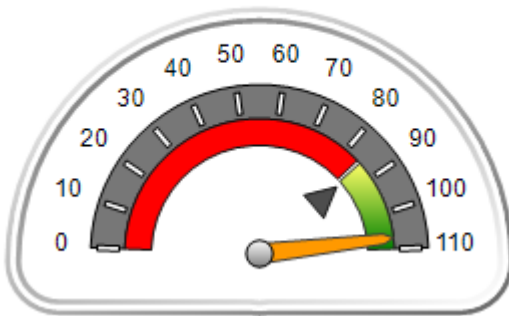
# Placements During Quarter: 11

# Children in Care On Last Day: 11

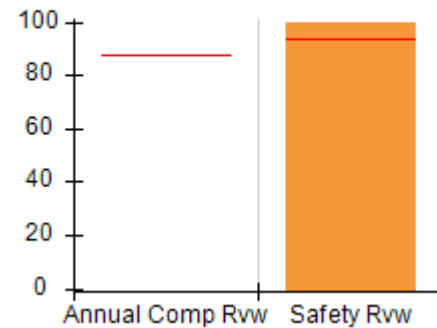
**Quarterly Provider Comparisons to All CPAs**

— indicates average for all CPAs

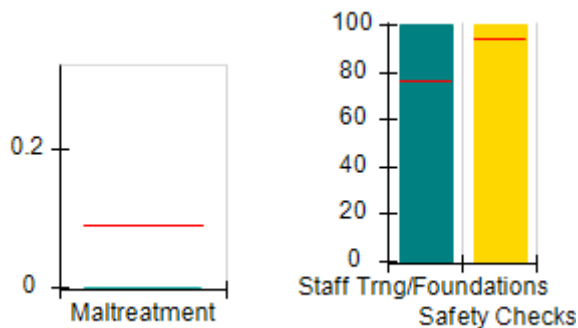
**Overall Score (%)**



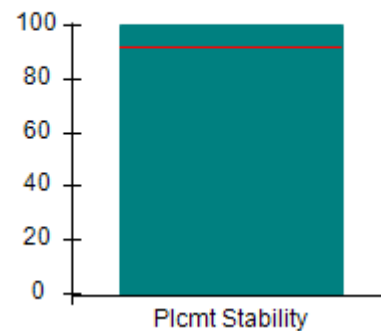
**OPM Monitoring Reviews (%)**



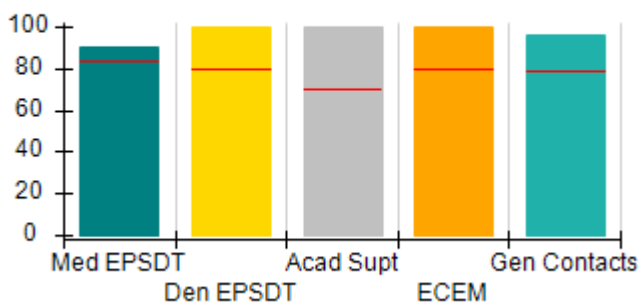
**Safety Outcomes (%)**



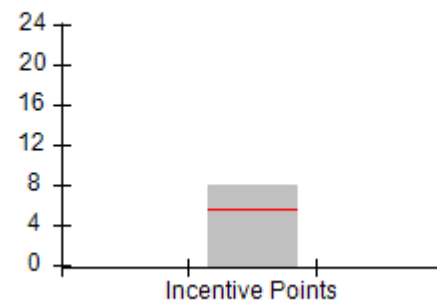
**Permanency Outcomes (%)**



**Well-Being Outcomes (%)**



**Incentives Earned (Points)**





DHS, DFCS, Office of Provider Management  
**Performance-Based Placement Measures**  
**RBWO Provider GA+SCORECARD - CPA**  
 Report Quarter: Q4 FY2018



**Provider/Program Name: WinShape Foster Care, LLC - (5225) - CPA**

<b>5295 Buffington Road, Atlanta, GA 30349</b>  <b>Phone: 4047652576</b>  <b>Vendor ID# 144122</b>		<b>Quarterly Scores (Grades)</b>		<b>Current Quarter Score (Grade)</b>
		<b>Q1: 98.65 (A+)</b>	<b>Q2: 104.75 (A+)</b>	<b>107.09%</b>
		<b>Q3: 106.00 (A+)</b>	<b>Q4: 107.09 (A+)</b>	<b>(A+)</b>
# New Foster Homes During Quarter: 3		# Children in Care During Quarter: 11	# Placements During Quarter: 11	# Children in Care On Last Day: 11
	<b>Avg Performance All CPAs (%)</b>	<b>Provider Performance (%)*</b>	<b>Possible Points (Weight)</b>	<b>Provider Points Earned</b>
<b>OPM Monitoring Reviews</b>				
Annual Comprehensive Reviews	87%	Not Yet Conducted		
Safety Reviews	94%	100%	15	15.00
<b>Monitoring Sub-Total</b>			<b>15</b>	<b>15.00</b>
<b>CPA Safety Outcomes</b>				
Incidence of Maltreatment	0.09%	No Substantiated Reports	10	10.00
Staff Training	76%	100%	5	5.00
Staff Safety Checks	94%	100%	5	5.00
<b>Safety Sub-Total</b>			<b>20</b>	<b>20.00</b>
<b>CPA Permanency Outcomes</b>				
Placement Stability	92%	100%	15	15.00
<b>Permanency Sub-Total</b>			<b>15</b>	<b>15.00</b>
<b>CPA Well-Being Outcomes</b>				
EPSDT Medical Visits	84%	90%	4	3.60
EPSDT Dental Visits	80%	100%	4	4.00
Academic Supports	70%	100%	3	3.00
Provider ECEM Visits	80%	100%	7	7.00
Provider General Contacts	78%	96%	7	6.72
Placements with Siblings	65%	63%	Not Scored	Not Scored
Placements within Legal County	17%	25%	Not Scored	Not Scored
<b>Well-Being Sub-Total</b>			<b>25</b>	<b>24.32</b>

\*Performance calculation descriptions can be found in the FY 2018 RBWO PBP Measurements and Standards Guide.

<b>Monitoring &amp; Outcomes: Possible Points = 75</b>		<b>Points Earned: 74.32</b>	
<b>Score Before Incentives Credit</b>			<b>99.09%</b>
<b>Incentives Awarded</b>			<b>8.00 pts</b>
<b>PBP Verification</b>			<b>0.00 pts</b>
<b>Total Score</b>			<b>107.09%</b>



DHS, DFCS, Office of Provider Management  
**Performance-Based Placement Measures**  
**RBWO Provider GA+SCORECARD - CPA**  
Report Quarter: Q4 FY2018



**Provider/Program Name: WinShape Foster Care, LLC - (5225) - CPA**

# New Foster Homes During Quarter: 3		# Children in Care During Quarter: 11	# Placements During Quarter: 11	# Children in Care On Last Day: 11
CPA Incentive Credits	Avg Performance All CPAs (%)	Provider Performance (%)*	Possible Points (Weight)	Provider Points Earned
Early EPSDT Medical Visits		100%	2	2.00
Early EPSDT Dental Visits		100%	2	2.00
Permanency Contacts		None Planned	5	
Additional Academic Supports		0%	2	0.00
Foster Hm Retention Rate (threshold = 90)		100%	2	2.00
Foster Hm Recruitment (threshold = 100)		300%	2	2.00
Active Agency Accreditation		0%	4	0.00
Staff Clinical Licensure		0%	5	0.00
<b>Incentives Total</b>	<b>5.45</b>		<b>24</b>	<b>8.00</b>
Maximum total combined incentive credit allowed is 10 points.			<b>Incentives Awarded</b>	<b>8.00</b>

\*Performance calculation descriptions can be found in the FY 2018 RBWO PBP Measurements and Standards Guide.

**Child Protective Services Investigations and Dispositions**

The following investigations data, which is not used for scoring but is considered significant to a provider's performance, is from Georgia SHINES and is not considered final or complete until the end of the fiscal year.

Total Reports:	0
Number Screened In:	0
Number Screened Out:	0
Number Substantiated:	0
Number Unsubstantiated:	0
Number Active CPS Investigations:	0