



DHS, DFCS, Office of Provider Management
Performance-Based Placement Measures
RBWO Provider GA+SCORECARD - CPA



Report Quarter: Q1 FY2019

Provider/Program Name: All God's Children - (861) - CPA			
1671 Meriweather Dr., Watkinsville, GA 30677	Quarterly Scores (Grades)		Current Quarter Score (Grade)
Phone: 706-316-2421	Q1: 91.21 (A-)	Q2: N/A	91.21% (A-)
Vendor ID# 35219	Q3: N/A	Q4: N/A	
# New Foster Homes During Quarter: 0	# Children in Care During Quarter: 11	# Placements During Quarter: 11	# Children in Care On Last Day: 5
Quarterly Provider Comparisons to All CPAs			

▼ — indicates average for all CPAs





DHS, DFCS, Office of Provider Management
Performance-Based Placement Measures
RBWO Provider GA+SCORECARD - CPA



Report Quarter: Q1 FY2019

Provider/Program Name: All God's Children - (861) - CPA

1671 Meriweather Dr., Watkinsville, GA 30677	Quarterly Scores (Grades)		Current Quarter Score (Grade)
Phone: 706-316-2421	Q1: 91.21 (A-)	Q2: N/A	91.21% (A-)
Vendor ID# 35219	Q3: N/A	Q4: N/A	

# New Foster Homes During Quarter: 0	# Children in Care During Quarter: 11	# Placements During Quarter: 11	# Children in Care On Last Day: 5
--------------------------------------	---------------------------------------	---------------------------------	-----------------------------------

	Avg Performance All CPAs (%)	Provider Performance (%)*	Possible Points (Weight)	Provider Points Earned
--	------------------------------	---------------------------	--------------------------	------------------------

OPM Monitoring Reviews

Annual Comprehensive Reviews	86%	86%	25	21.60
Safety Reviews	92%	97%	15	14.55
Monitoring Sub-Total			40	36.15

CPA Safety Outcomes

Incidence of Maltreatment	0.00%	No Substantiated Reports	10	10.00
Staff Training	92%	100%	5	5.00
Staff Safety Checks	86%	67%	5	3.35
Safety Sub-Total			20	18.35

CPA Permanency Outcomes

Placement Stability	91%	100%	15	15.00
Permanency Sub-Total			15	15.00

CPA Well-Being Outcomes

EPSDT Medical Visits	83%	73%	4	2.92
EPSDT Dental Visits	78%	73%	4	2.92
Academic Supports	70%	33%	3	0.99
Provider ECEM Visits	75%	100%	7	7.00
Provider General Contacts	73%	100%	7	7.00
Placements with Siblings	65%	100%	Not Scored	Not Scored
Placements within Legal County	19%	Not Eligible	Not Scored	Not Scored
Well-Being Sub-Total			25	20.83

*Performance calculation descriptions can be found in the FY 2019 RBWO PBP Measurements and Standards Guide.

Monitoring & Outcomes: Possible Points = 100	Points Earned: 90.33
Score Before Incentives Credit	90.33%
Incentives Awarded	0.88 pts
PBP Verification	N/A pts
Total Score	91.21%



DHS, DFCS, Office of Provider Management
Performance-Based Placement Measures
RBWO Provider GA+SCORECARD - CPA



Report Quarter: Q1 FY2019

Provider/Program Name: All God's Children - (861) - CPA

# New Foster Homes During Quarter: 0		# Children in Care During Quarter: 11	# Placements During Quarter: 11	# Children in Care On Last Day: 5
CPA Incentive Credits	Avg Performance All CPAs (%)	Provider Performance (%)*	Possible Points (Weight)	Provider Points Earned
Early EPSDT Medical Visits		33%	2	0.66
Early EPSDT Dental Visits		0%	2	0.00
Permanency Contacts		0%	5	0.00
Additional Academic Supports		11%	2	0.22
HS Grad/GED/Prof or Trade Certificate/College		N/A	10/5/5/1	
EYSS Agreement		Not Eligible	5	
Community Connections		0%	4	0.00
Foster Hm Retention Rate (threshold = 90)		80%	2	0.00
Foster Hm Recruitment (threshold = 100)		0%	2	0.00
Active Agency Accreditation		0%	4	0.00
Staff Clinical Licensure		0%	5	0.00
Incentives Total	5.38			0.88
Maximum total combined incentive credit allowed is 10 points.			Incentives Awarded	0.88

*Performance calculation descriptions can be found in the FY 2019 RBWO PBP Measurements and Standards Guide.

Child Protective Services Investigations and Dispositions

The following investigations data, which is not used for scoring but is considered significant to a provider's performance, is from Georgia SHINES and is not considered final or complete until the end of the fiscal year.

Total Reports:	0	
Number Screened In:	0	
Number Screened Out:	0	
Number Substantiated:	0	
Number Unsubstantiated:	0	
Number Active CPS Investigations:	0	



DHS, DFCS, Office of Provider Management

Performance-Based Placement Measures

RBWO Provider GA+SCORECARD - CPA



Report Quarter: Q1 FY2019

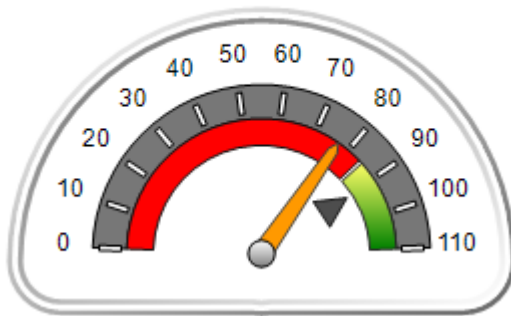
Provider/Program Name: ALR Family Services, Inc. - (5140) - CPA

1518 Airport Road, Hinesville, GA 31313	Quarterly Scores (Grades)		Current Quarter Score (Grade)
Phone: 912-877-7928	Q1: 76.78 (C)	Q2: N/A	76.78% (C)
Vendor ID# 114739	Q3: N/A	Q4: N/A	
# New Foster Homes During Quarter: 0	# Children in Care During Quarter: 26	# Placements During Quarter: 29	# Children in Care On Last Day: 20

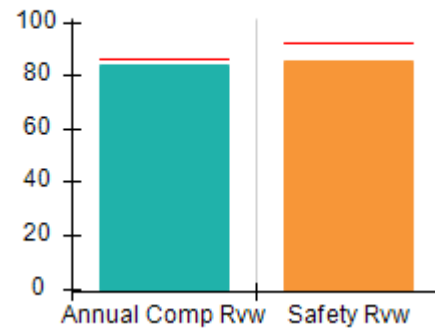
Quarterly Provider Comparisons to All CPAs

▼ — indicates average for all CPAs

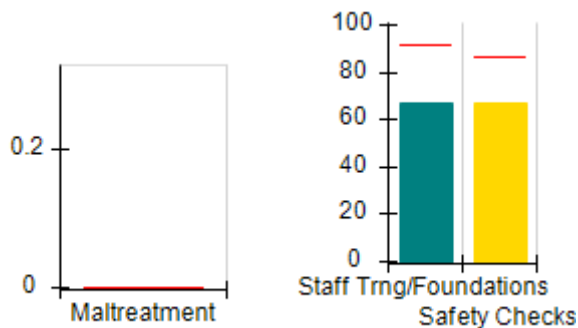
Overall Score (%)



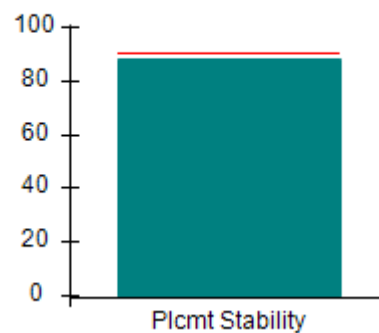
OPM Monitoring Reviews (%)



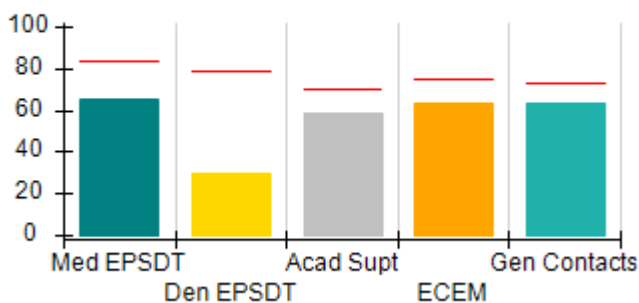
Safety Outcomes (%)



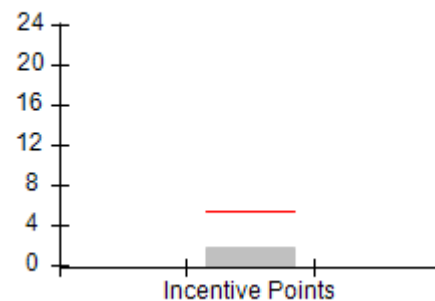
Permanency Outcomes (%)



Well-Being Outcomes (%)



Incentives Earned (Points)





DHS, DFCS, Office of Provider Management
Performance-Based Placement Measures
RBWO Provider GA+SCORECARD - CPA



Report Quarter: Q1 FY2019

Provider/Program Name: ALR Family Services, Inc. - (5140) - CPA				
1518 Airport Road, Hinesville, GA 31313	Quarterly Scores (Grades)			Current Quarter Score (Grade)
Phone: 912-877-7928	Q1: 76.78 (C)	Q2: N/A	76.78% (C)	
Vendor ID# 114739	Q3: N/A	Q4: N/A		
# New Foster Homes During Quarter: 0	# Children in Care During Quarter: 26	# Placements During Quarter: 29	# Children in Care On Last Day: 20	
	Avg Performance All CPAs (%)	Provider Performance (%)*	Possible Points (Weight)	Provider Points Earned
OPM Monitoring Reviews				
Annual Comprehensive Reviews	86%	84%	25	20.99
Safety Reviews	92%	85%	15	12.75
Monitoring Sub-Total			40	33.74
CPA Safety Outcomes				
Incidence of Maltreatment	0.00%	No Substantiated Reports	10	10.00
Staff Training	92%	67%	5	3.35
Staff Safety Checks	86%	67%	5	3.35
Safety Sub-Total			20	16.70
CPA Permanency Outcomes				
Placement Stability	91%	88%	15	13.20
Permanency Sub-Total			15	13.20
CPA Well-Being Outcomes				
EPSDT Medical Visits	83%	65%	4	2.60
EPSDT Dental Visits	78%	30%	4	1.20
Academic Supports	70%	59%	3	1.77
Provider ECEM Visits	75%	63%	7	4.41
Provider General Contacts	73%	63%	7	4.41
Placements with Siblings	65%	60%	Not Scored	Not Scored
Placements within Legal County	19%	100%	Not Scored	Not Scored
Well-Being Sub-Total			25	14.39

*Performance calculation descriptions can be found in the FY 2019 RBWO PBP Measurements and Standards Guide.

Monitoring & Outcomes: Possible Points = 100	Points Earned: 78.03
Score Before Incentives Credit	78.03%
Incentives Awarded	1.64 pts
PBP Verification	-2.89 pts
Total Score	76.78%



DHS, DFCS, Office of Provider Management
Performance-Based Placement Measures
RBWO Provider GA+SCORECARD - CPA
Report Quarter: Q1 FY2019



Provider/Program Name: ALR Family Services, Inc. - (5140) - CPA

# New Foster Homes During Quarter: 0		# Children in Care During Quarter: 26	# Placements During Quarter: 29	# Children in Care On Last Day: 20
CPA Incentive Credits	Avg Performance All CPAs (%)	Provider Performance (%)*	Possible Points (Weight)	Provider Points Earned
Early EPSDT Medical Visits		17%	2	0.34
Early EPSDT Dental Visits		15%	2	0.30
Permanency Contacts		0%	5	0.00
Additional Academic Supports		50%	2	1.00
HS Grad/GED/Prof or Trade Certificate/College		N/A	10/5/5/1	
EYSS Agreement		Not Eligible	5	
Community Connections		0%	4	0.00
Foster Hm Retention Rate (threshold = 90)		63%	2	0.00
Foster Hm Recruitment (threshold = 100)		50%	2	0.00
Active Agency Accreditation		0%	4	0.00
Staff Clinical Licensure		0%	5	0.00
Incentives Total	5.38			1.64
Maximum total combined incentive credit allowed is 10 points.			Incentives Awarded	1.64

*Performance calculation descriptions can be found in the FY 2019 RBWO PBP Measurements and Standards Guide.

Child Protective Services Investigations and Dispositions

The following investigations data, which is not used for scoring but is considered significant to a provider's performance, is from Georgia SHINES and is not considered final or complete until the end of the fiscal year.

Total Reports:	2	
Number Screened In:	2	
Number Screened Out:	0	
Number Substantiated:	0	
Number Unsubstantiated:	2	
Number Active CPS Investigations:	0	



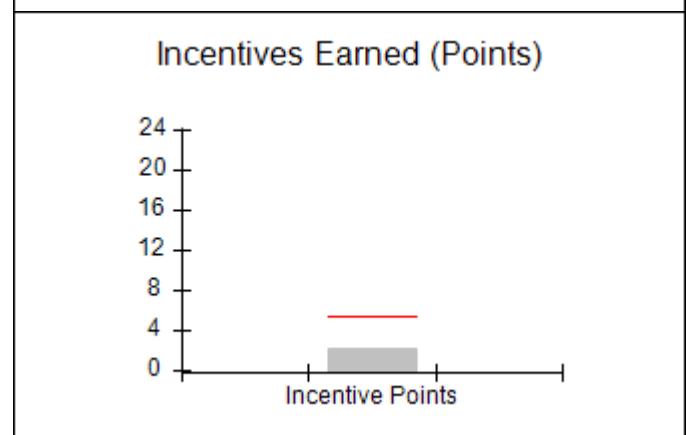
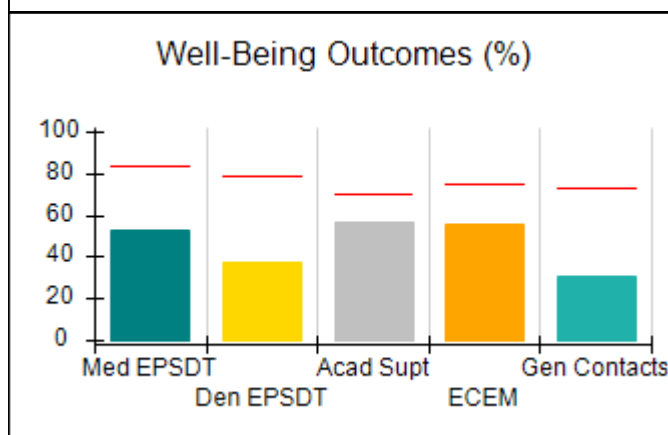
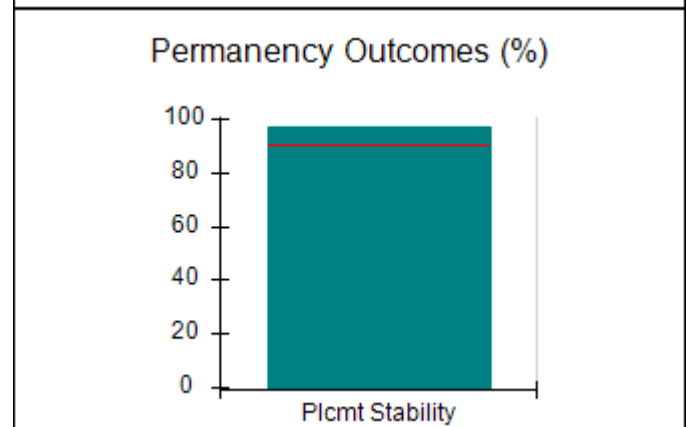
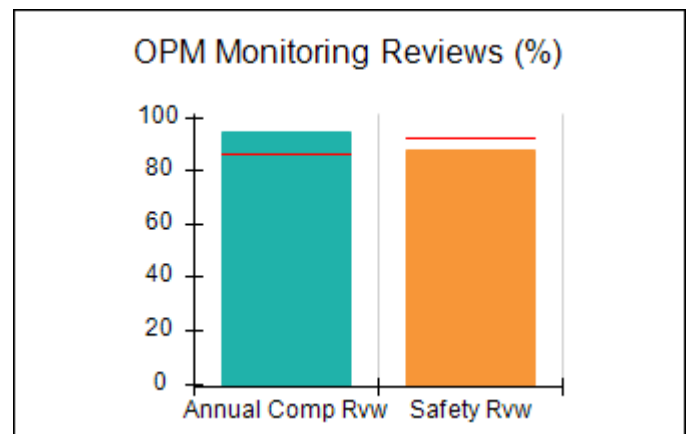
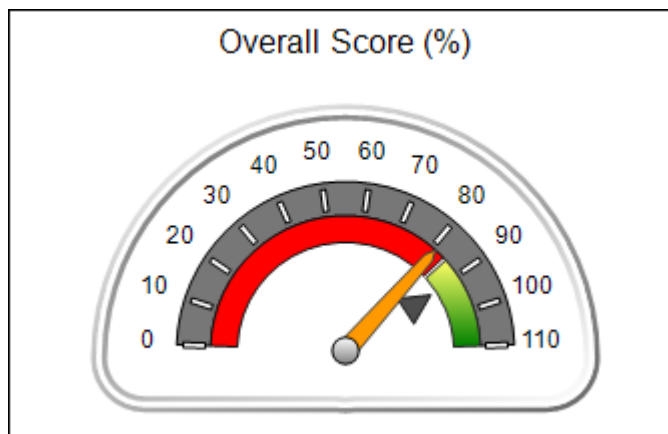
DHS, DFCS, Office of Provider Management
Performance-Based Placement Measures
RBWO Provider GA+SCORECARD - CPA



Report Quarter: Q1 FY2019

Provider/Program Name: Benchmark Family Services, Inc - Augusta (5150) - CPA			
4389 West Maysfield Drive, Augusta, GA 30909-9648	Quarterly Scores (Grades)		Current Quarter Score (Grade)
Phone: 706-868-7200	Q1: 81.16 (B-)	Q2: N/A	81.16% (B-)
Vendor ID# 115566	Q3: N/A	Q4: N/A	
# New Foster Homes During Quarter: 4	# Children in Care During Quarter: 31	# Placements During Quarter: 31	# Children in Care On Last Day: 28
Quarterly Provider Comparisons to All CPAs			

▼ — indicates average for all CPAs





DHS, DFCS, Office of Provider Management
Performance-Based Placement Measures
RBWO Provider GA+SCORECARD - CPA



Report Quarter: Q1 FY2019

Provider/Program Name: Benchmark Family Services, Inc - Augusta (5150) - CPA				
4389 West Maysfield Drive, Augusta, GA 30909-9648	Quarterly Scores (Grades)			Current Quarter Score (Grade)
Phone: 706-868-7200	Q1: 81.16 (B-)	Q2: N/A	81.16% (B-)	
Vendor ID# 115566	Q3: N/A	Q4: N/A		
# New Foster Homes During Quarter: 4	# Children in Care During Quarter: 31	# Placements During Quarter: 31	# Children in Care On Last Day: 28	
	Avg Performance All CPAs (%)	Provider Performance (%)*	Possible Points (Weight)	Provider Points Earned
OPM Monitoring Reviews				
Annual Comprehensive Reviews	86%	94%	25	23.53
Safety Reviews	92%	88%	15	13.19
Monitoring Sub-Total			40	36.72
CPA Safety Outcomes				
Incidence of Maltreatment	0.00%	No Substantiated Reports	10	10.00
Staff Training	92%	75%	5	3.75
Staff Safety Checks	86%	50%	5	2.50
Safety Sub-Total			20	16.25
CPA Permanency Outcomes				
Placement Stability	91%	97%	15	14.55
Permanency Sub-Total			15	14.55
CPA Well-Being Outcomes				
EPSDT Medical Visits	83%	53%	4	2.12
EPSDT Dental Visits	78%	38%	4	1.52
Academic Supports	70%	57%	3	1.71
Provider ECEM Visits	75%	56%	7	3.92
Provider General Contacts	73%	31%	7	2.17
Placements with Siblings	65%	77%	Not Scored	Not Scored
Placements within Legal County	19%	100%	Not Scored	Not Scored
Well-Being Sub-Total			25	11.44

*Performance calculation descriptions can be found in the FY 2019 RBWO PBP Measurements and Standards Guide.

Monitoring & Outcomes: Possible Points = 100	Points Earned: 78.96
Score Before Incentives Credit	78.96%
Incentives Awarded	2.20 pts
PBP Verification	N/A pts
Total Score	81.16%



DHS, DFCS, Office of Provider Management
Performance-Based Placement Measures
RBWO Provider GA+SCORECARD - CPA
Report Quarter: Q1 FY2019



Provider/Program Name: Benchmark Family Services, Inc - Augusta (5150) - CPA

# New Foster Homes During Quarter: 4		# Children in Care During Quarter: 31	# Placements During Quarter: 31	# Children in Care On Last Day: 28
CPA Incentive Credits	Avg Performance All CPAs (%)	Provider Performance (%)*	Possible Points (Weight)	Provider Points Earned
Early EPSDT Medical Visits		0%	2	0.00
Early EPSDT Dental Visits		0%	2	0.00
Permanency Contacts		0%	5	0.00
Additional Academic Supports		10%	2	0.20
HS Grad/GED/Prof or Trade Certificate/College		N/A	10/5/5/1	
EYSS Agreement		Not Eligible	5	
Community Connections		0%	4	0.00
Foster Hm Retention Rate (threshold = 90)		0%	2	0.00
Foster Hm Recruitment (threshold = 100)		0%	2	0.00
Active Agency Accreditation		50%	4	2.00
Staff Clinical Licensure		0%	5	0.00
Incentives Total	5.38			2.20
Maximum total combined incentive credit allowed is 10 points.			Incentives Awarded	2.20
*Performance calculation descriptions can be found in the FY 2019 RBWO PBP Measurements and Standards Guide.				

Child Protective Services Investigations and Dispositions

The following investigations data, which is not used for scoring but is considered significant to a provider's performance, is from Georgia SHINES and is not considered final or complete until the end of the fiscal year.

Total Reports:	0	
Number Screened In:	0	
Number Screened Out:	0	
Number Substantiated:	0	
Number Unsubstantiated:	0	
Number Active CPS Investigations:	0	



DHS, DFCS, Office of Provider Management

Performance-Based Placement Measures

RBWO Provider GA+SCORECARD - CPA



Report Quarter: Q1 FY2019

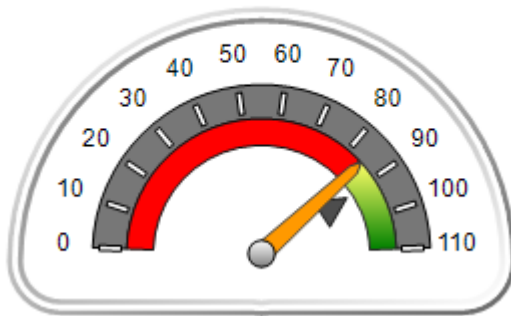
Provider/Program Name: Benchmark Family Services, Inc - Brunswick (5149) - CPA

93 Benchmark Way, Brunswick, GA 31520	Quarterly Scores (Grades)		Current Quarter Score (Grade)
Phone: 912-262-2777	Q1: 84.78 (B)	Q2: N/A	84.78% (B)
Vendor ID# 115567	Q3: N/A	Q4: N/A	
# New Foster Homes During Quarter: 1	# Children in Care During Quarter: 48	# Placements During Quarter: 51	# Children in Care On Last Day: 33

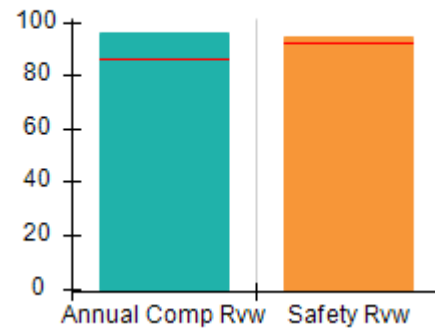
Quarterly Provider Comparisons to All CPAs

▼ — indicates average for all CPAs

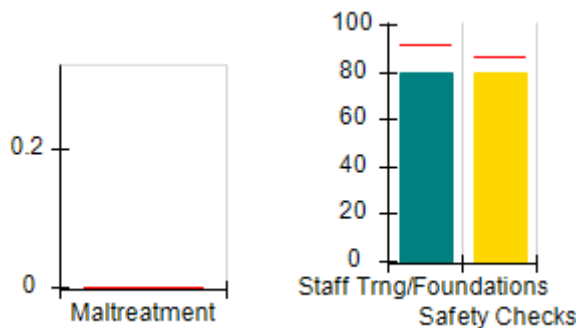
Overall Score (%)



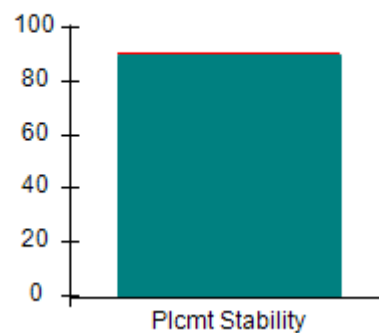
OPM Monitoring Reviews (%)



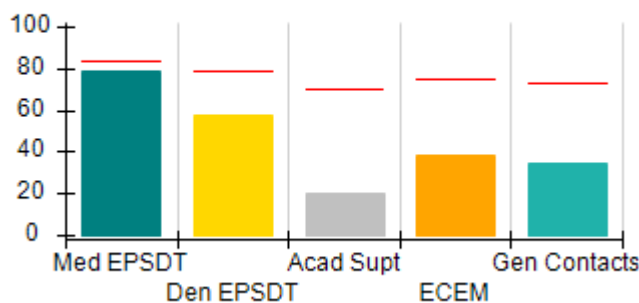
Safety Outcomes (%)



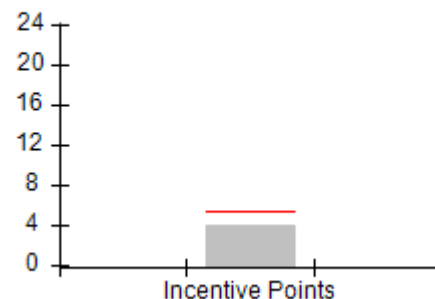
Permanency Outcomes (%)



Well-Being Outcomes (%)



Incentives Earned (Points)





DHS, DFCS, Office of Provider Management
Performance-Based Placement Measures
RBWO Provider GA+SCORECARD - CPA



Report Quarter: Q1 FY2019

Provider/Program Name: Benchmark Family Services, Inc - Brunswick (5149) - CPA

93 Benchmark Way, Brunswick, GA 31520	Quarterly Scores (Grades)		Current Quarter Score (Grade)
Phone: 912-262-2777	Q1: 84.78 (B)	Q2: N/A	84.78% (B)
Vendor ID# 115567	Q3: N/A	Q4: N/A	

# New Foster Homes During Quarter: 1	# Children in Care During Quarter: 48	# Placements During Quarter: 51	# Children in Care On Last Day: 33
--------------------------------------	---------------------------------------	---------------------------------	------------------------------------

	Avg Performance All CPAs (%)	Provider Performance (%)*	Possible Points (Weight)	Provider Points Earned
--	-------------------------------------	----------------------------------	---------------------------------	-------------------------------

OPM Monitoring Reviews

Annual Comprehensive Reviews	86%	96%	25	24.00
Safety Reviews	92%	94%	15	14.10
Monitoring Sub-Total			40	38.10

CPA Safety Outcomes

Incidence of Maltreatment	0.00%	No Substantiated Reports	10	10.00
Staff Training	92%	80%	5	4.00
Staff Safety Checks	86%	80%	5	4.00
Safety Sub-Total			20	18.00

CPA Permanency Outcomes

Placement Stability	91%	90%	15	13.50
Permanency Sub-Total			15	13.50

CPA Well-Being Outcomes

EPSDT Medical Visits	83%	79%	4	3.16
EPSDT Dental Visits	78%	58%	4	2.32
Academic Supports	70%	20%	3	0.60
Provider ECEM Visits	75%	39%	7	2.73
Provider General Contacts	73%	35%	7	2.45
Placements with Siblings	65%	80%	Not Scored	Not Scored
Placements within Legal County	19%	9%	Not Scored	Not Scored
Well-Being Sub-Total			25	11.26

*Performance calculation descriptions can be found in the FY 2019 RBWO PBP Measurements and Standards Guide.

Monitoring & Outcomes: Possible Points = 100	Points Earned: 80.86
Score Before Incentives Credit	80.86%
Incentives Awarded	3.92 pts
PBP Verification	N/A pts
Total Score	84.78%



DHS, DFCS, Office of Provider Management
Performance-Based Placement Measures
RBWO Provider GA+SCORECARD - CPA
Report Quarter: Q1 FY2019



Provider/Program Name: Benchmark Family Services, Inc - Brunswick (5149) - CPA

# New Foster Homes During Quarter: 1		# Children in Care During Quarter: 48	# Placements During Quarter: 51	# Children in Care On Last Day: 33
CPA Incentive Credits	Avg Performance All CPAs (%)	Provider Performance (%)*	Possible Points (Weight)	Provider Points Earned
Early EPSDT Medical Visits		40%	2	0.80
Early EPSDT Dental Visits		11%	2	0.22
Permanency Contacts		0%	5	0.00
Additional Academic Supports		20%	2	0.40
HS Grad/GED/Prof or Trade Certificate/College		N/A	10/5/5/1	
EYSS Agreement		Not Eligible	5	
Community Connections		0%	4	0.00
Foster Hm Retention Rate (threshold = 90)		9%	2	0.00
Foster Hm Recruitment (threshold = 100)		50%	2	0.00
Active Agency Accreditation		50%	4	2.00
Staff Clinical Licensure		10%	5	0.50
Incentives Total	5.38			3.92
Maximum total combined incentive credit allowed is 10 points.			Incentives Awarded	3.92
*Performance calculation descriptions can be found in the FY 2019 RBWO PBP Measurements and Standards Guide.				

Child Protective Services Investigations and Dispositions

The following investigations data, which is not used for scoring but is considered significant to a provider's performance, is from Georgia SHINES and is not considered final or complete until the end of the fiscal year.

Total Reports:	4
Number Screened In:	0
Number Screened Out:	4
Number Substantiated:	0
Number Unsubstantiated:	0
Number Active CPS Investigations:	0



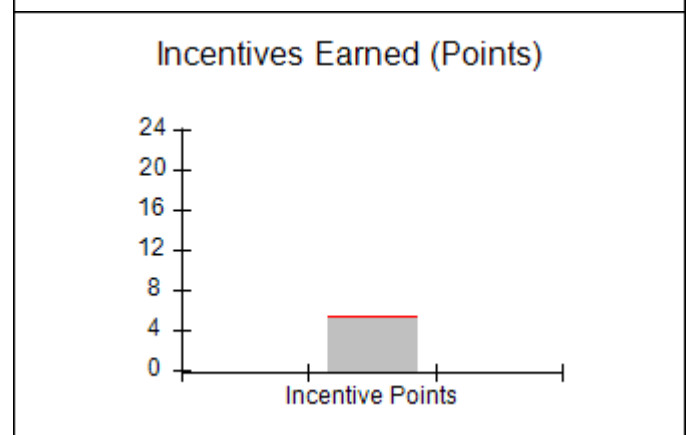
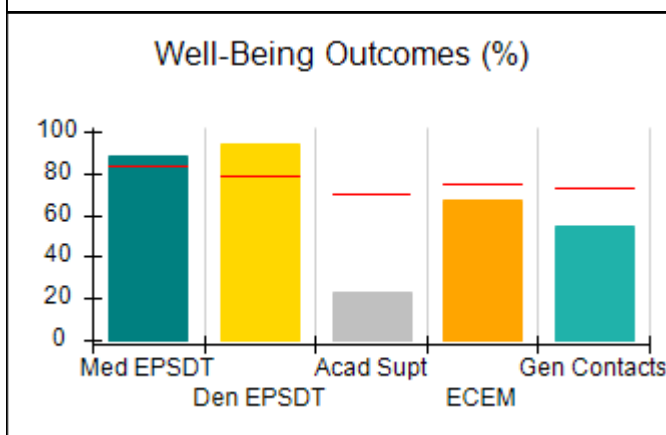
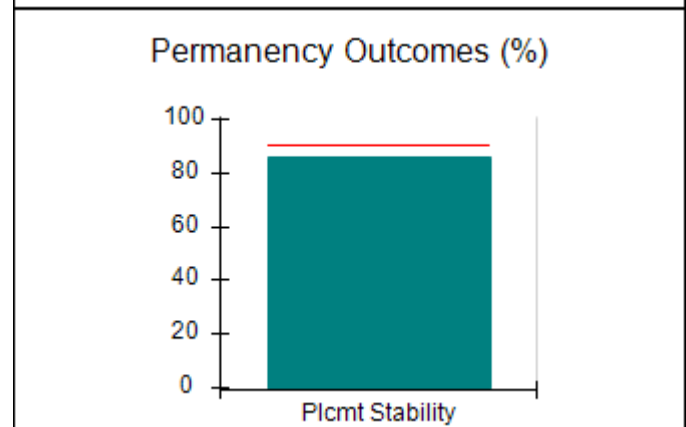
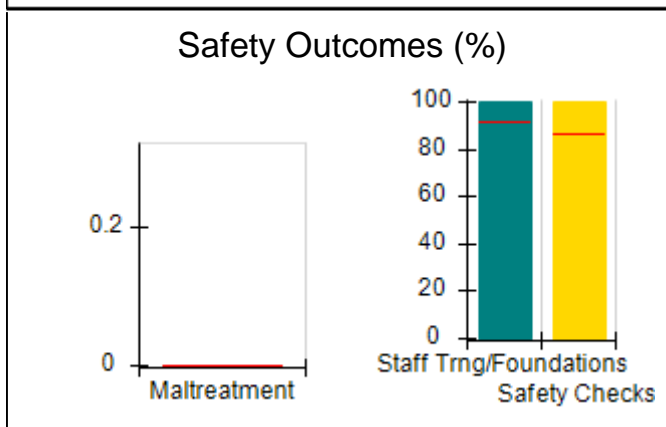
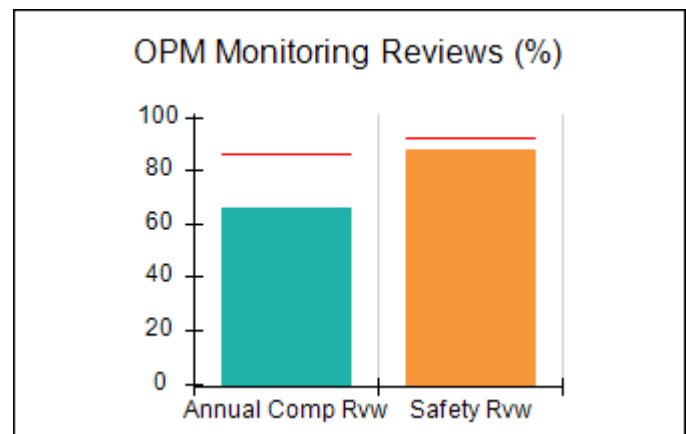
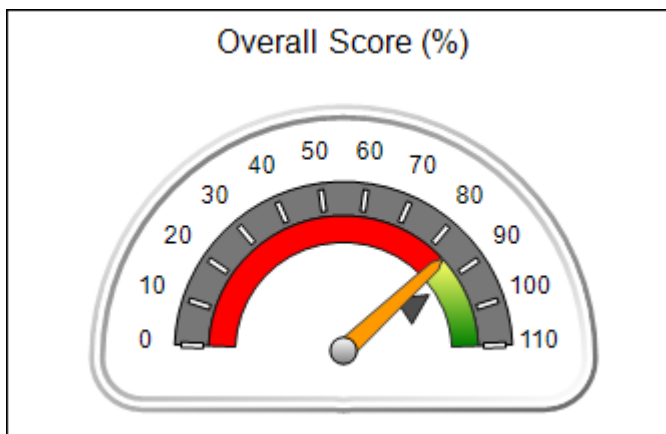
DHS, DFCS, Office of Provider Management
Performance-Based Placement Measures
RBWO Provider GA+SCORECARD - CPA



Report Quarter: Q1 FY2019

Provider/Program Name: Benchmark Family Services, Inc - Columbus (5113) - CPA			
506 Manchester Expressway, Columbus, GA 31904-6444	Quarterly Scores (Grades)		Current Quarter Score (Grade)
Phone: 706-405-4256	Q1: 84.51 (B)	Q2: N/A	84.51% (B)
Vendor ID# 99720	Q3: N/A	Q4: N/A	
# New Foster Homes During Quarter: 1	# Children in Care During Quarter: 35	# Placements During Quarter: 38	# Children in Care On Last Day: 29
Quarterly Provider Comparisons to All CPAs			

▼ — indicates average for all CPAs





DHS, DFCS, Office of Provider Management
Performance-Based Placement Measures
RBWO Provider GA+SCORECARD - CPA



Report Quarter: Q1 FY2019

Provider/Program Name: Benchmark Family Services, Inc - Columbus (5113) - CPA				
506 Manchester Expressway, Columbus, GA 31904-6444	Quarterly Scores (Grades)			Current Quarter Score (Grade)
Phone: 706-405-4256	Q1: 84.51 (B)	Q2: N/A	84.51% (B)	
Vendor ID# 99720	Q3: N/A	Q4: N/A		
# New Foster Homes During Quarter: 1	# Children in Care During Quarter: 35	# Placements During Quarter: 38	# Children in Care On Last Day: 29	
	Avg Performance All CPAs (%)	Provider Performance (%)*	Possible Points (Weight)	Provider Points Earned
OPM Monitoring Reviews				
Annual Comprehensive Reviews	86%	66%	25	16.52
Safety Reviews	92%	88%	15	13.16
Monitoring Sub-Total			40	29.68
CPA Safety Outcomes				
Incidence of Maltreatment	0.00%	No Substantiated Reports	10	10.00
Staff Training	92%	100%	5	5.00
Staff Safety Checks	86%	100%	5	5.00
Safety Sub-Total			20	20.00
CPA Permanency Outcomes				
Placement Stability	91%	86%	15	12.90
Permanency Sub-Total			15	12.90
CPA Well-Being Outcomes				
EPSDT Medical Visits	83%	88%	4	3.52
EPSDT Dental Visits	78%	94%	4	3.76
Academic Supports	70%	23%	3	0.69
Provider ECEM Visits	75%	67%	7	4.69
Provider General Contacts	73%	55%	7	3.85
Placements with Siblings	65%	77%	Not Scored	Not Scored
Placements within Legal County	19%	40%	Not Scored	Not Scored
Well-Being Sub-Total			25	16.51

*Performance calculation descriptions can be found in the FY 2019 RBWO PBP Measurements and Standards Guide.

Monitoring & Outcomes: Possible Points = 100	Points Earned: 79.09
Score Before Incentives Credit	79.09%
Incentives Awarded	5.42 pts
PBP Verification	N/A pts
Total Score	84.51%



DHS, DFCS, Office of Provider Management
Performance-Based Placement Measures
RBWO Provider GA+SCORECARD - CPA
Report Quarter: Q1 FY2019



Provider/Program Name: Benchmark Family Services, Inc - Columbus (5113) - CPA

# New Foster Homes During Quarter: 1		# Children in Care During Quarter: 35	# Placements During Quarter: 38	# Children in Care On Last Day: 29
CPA Incentive Credits	Avg Performance All CPAs (%)	Provider Performance (%)*	Possible Points (Weight)	Provider Points Earned
Early EPSDT Medical Visits		75%	2	1.50
Early EPSDT Dental Visits		80%	2	1.60
Permanency Contacts		None Planned	5	
Additional Academic Supports		16%	2	0.32
HS Grad/GED/Prof or Trade Certificate/College		N/A	10/5/5/1	
EYSS Agreement		Not Eligible	5	
Community Connections		0%	4	0.00
Foster Hm Retention Rate (threshold = 90)		17%	2	0.00
Foster Hm Recruitment (threshold = 100)		0%	2	0.00
Active Agency Accreditation		50%	4	2.00
Staff Clinical Licensure		0%	5	0.00
Incentives Total	5.38			5.42
Maximum total combined incentive credit allowed is 10 points.			Incentives Awarded	5.42
*Performance calculation descriptions can be found in the FY 2019 RBWO PBP Measurements and Standards Guide.				

Child Protective Services Investigations and Dispositions

The following investigations data, which is not used for scoring but is considered significant to a provider's performance, is from Georgia SHINES and is not considered final or complete until the end of the fiscal year.

Total Reports:	2	
Number Screened In:	1	
Number Screened Out:	1	
Number Substantiated:	0	
Number Unsubstantiated:	1	
Number Active CPS Investigations:	0	



DHS, DFCS, Office of Provider Management
Performance-Based Placement Measures
RBWO Provider GA+SCORECARD - CPA



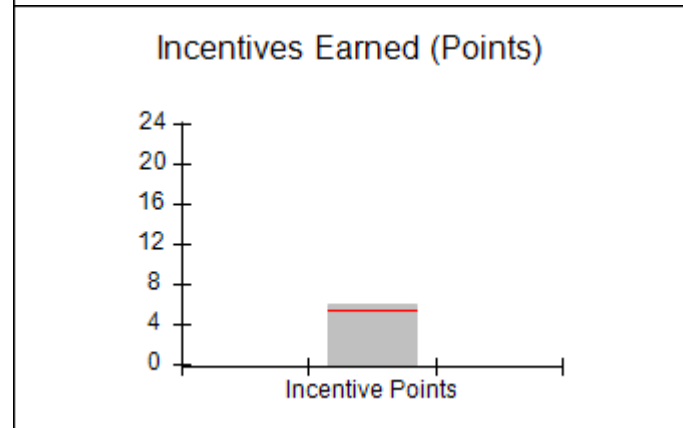
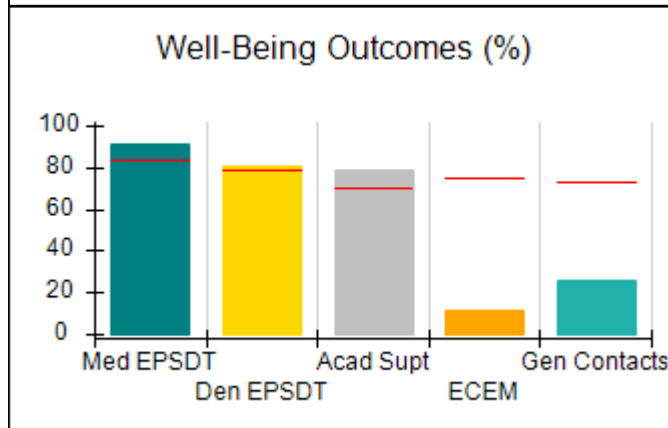
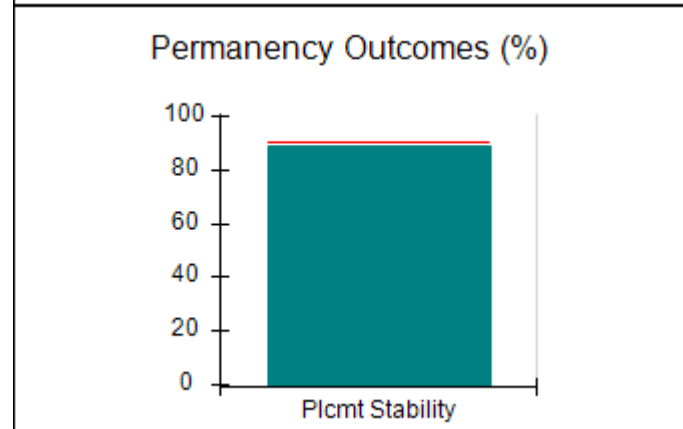
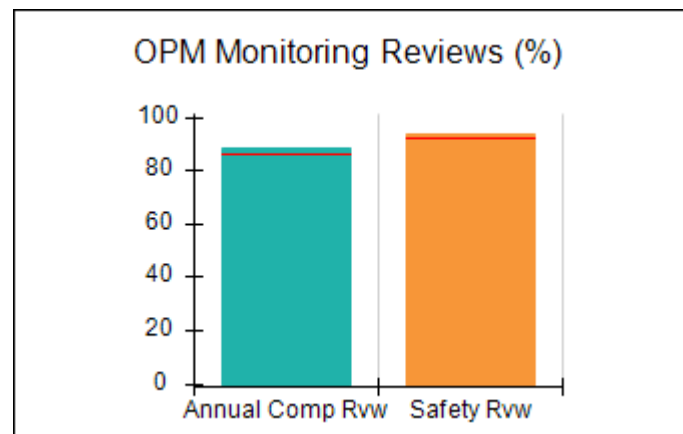
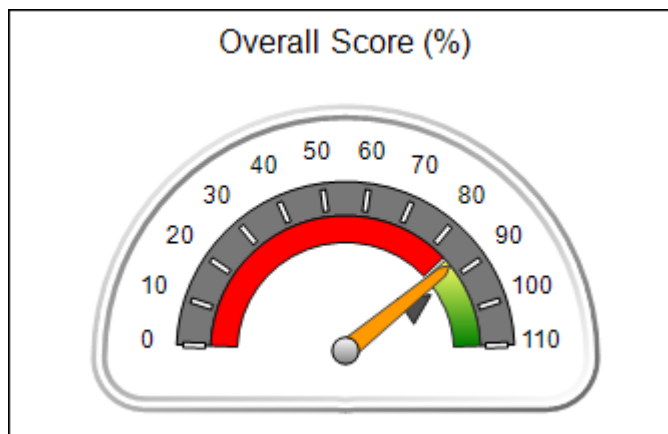
Report Quarter: Q1 FY2019

Provider/Program Name: Benchmark Family Services, Inc - Jonesboro (formerly Lifeway for Youth) (973) - CPA

9478 Winding Way Lane, Jonesboro, GA 30238-6056	Quarterly Scores (Grades)		Current Quarter Score (Grade)
Phone: 770-210-8745	Q1: 86.79 (B)	Q2: N/A	86.79% (B)
Vendor ID# 35445	Q3: N/A	Q4: N/A	
# New Foster Homes During Quarter: 5	# Children in Care During Quarter: 63	# Placements During Quarter: 69	# Children in Care On Last Day: 47

Quarterly Provider Comparisons to All CPAs

▼ — indicates average for all CPAs





Performance-Based Placement Measures RBWO Provider GA+SCORECARD - CPA

Report Quarter: Q1 FY2019

Provider/Program Name: Benchmark Family Services, Inc - Jonesboro (formerly Lifeway for Youth) (973) - CPA

9478 Winding Way Lane, Jonesboro, GA 30238-6056	Quarterly Scores (Grades)		Current Quarter Score (Grade)
Phone: 770-210-8745	Q1: 86.79 (B)	Q2: N/A	86.79% (B)
Vendor ID# 35445	Q3: N/A	Q4: N/A	

# New Foster Homes During Quarter: 5	# Children in Care During Quarter: 63	# Placements During Quarter: 69	# Children in Care On Last Day: 47
--------------------------------------	---------------------------------------	---------------------------------	------------------------------------

	Avg Performance All CPAs (%)	Provider Performance (%)*	Possible Points (Weight)	Provider Points Earned
--	------------------------------	---------------------------	--------------------------	------------------------

OPM Monitoring Reviews

Annual Comprehensive Reviews	86%	89%	25	22.17
Safety Reviews	92%	93%	15	14.02
Monitoring Sub-Total			40	36.19

CPA Safety Outcomes

Incidence of Maltreatment	0.00%	No Substantiated Reports	10	10.00
Staff Training	92%	100%	5	5.00
Staff Safety Checks	86%	86%	5	4.30
Safety Sub-Total			20	19.30

CPA Permanency Outcomes

Placement Stability	91%	89%	15	13.35
Permanency Sub-Total			15	13.35

CPA Well-Being Outcomes

EPSDT Medical Visits	83%	91%	4	3.64
EPSDT Dental Visits	78%	81%	4	3.24
Academic Supports	70%	79%	3	2.37
Provider ECEM Visits	75%	12%	7	0.84
Provider General Contacts	73%	26%	7	1.82
Placements with Siblings	65%	52%	Not Scored	Not Scored
Placements within Legal County	19%	0%	Not Scored	Not Scored
Well-Being Sub-Total			25	11.91

*Performance calculation descriptions can be found in the FY 2019 RBWO PBP Measurements and Standards Guide.

Monitoring & Outcomes: Possible Points = 100	Points Earned: 80.75
Score Before Incentives Credit	80.75%
Incentives Awarded	6.04 pts
PBP Verification	N/A pts
Total Score	86.79%



DHS, DFCS, Office of Provider Management
Performance-Based Placement Measures
RBWO Provider GA+SCORECARD - CPA



Report Quarter: Q1 FY2019

Provider/Program Name: Benchmark Family Services, Inc - Jonesboro (formerly Lifeway for Youth) (973) - CPA

# New Foster Homes During Quarter: 5		# Children in Care During Quarter: 63	# Placements During Quarter: 69	# Children in Care On Last Day: 47
CPA Incentive Credits	Avg Performance All CPAs (%)	Provider Performance (%)*	Possible Points (Weight)	Provider Points Earned
Early EPSDT Medical Visits		73%	2	1.46
Early EPSDT Dental Visits		57%	2	1.14
Permanency Contacts		0%	5	0.00
Additional Academic Supports		72%	2	1.44
HS Grad/GED/Prof or Trade Certificate/College		N/A	10/5/5/1	
EYSS Agreement		Not Eligible	5	
Community Connections		0%	4	0.00
Foster Hm Retention Rate (threshold = 90)		8%	2	0.00
Foster Hm Recruitment (threshold = 100)		0%	2	0.00
Active Agency Accreditation		50%	4	2.00
Staff Clinical Licensure		0%	5	0.00
Incentives Total	5.38			6.04
Maximum total combined incentive credit allowed is 10 points.			Incentives Awarded	6.04

*Performance calculation descriptions can be found in the FY 2019 RBWO PBP Measurements and Standards Guide.

Child Protective Services Investigations and Dispositions		
The following investigations data, which is not used for scoring but is considered significant to a provider's performance, is from Georgia SHINES and is not considered final or complete until the end of the fiscal year.		
Total Reports:	4	
Number Screened In:	3	
Number Screened Out:	1	
Number Substantiated:	0	
Number Unsubstantiated:	2	
Number Active CPS Investigations:	1	



DHS, DFCS, Office of Provider Management

Performance-Based Placement Measures

RBWO Provider GA+SCORECARD - CPA



Report Quarter: Q1 FY2019

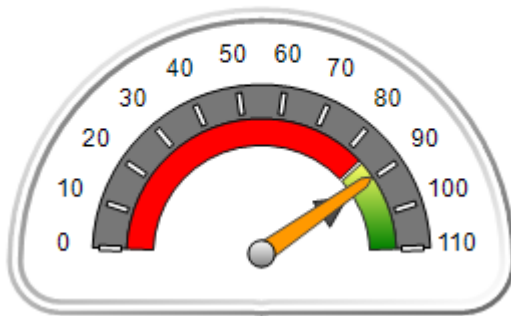
Provider/Program Name: Benchmark Family Services, Inc - Macon (5176) - CPA

4931 Riverside Drive, Macon, GA 31210-1156	Quarterly Scores (Grades)		Current Quarter Score (Grade)
Phone: 478-405-2005	Q1: 89.55 (B+)	Q2: N/A	89.55% (B+)
Vendor ID# 121138	Q3: N/A	Q4: N/A	
# New Foster Homes During Quarter: 3	# Children in Care During Quarter: 82	# Placements During Quarter: 88	# Children in Care On Last Day: 53

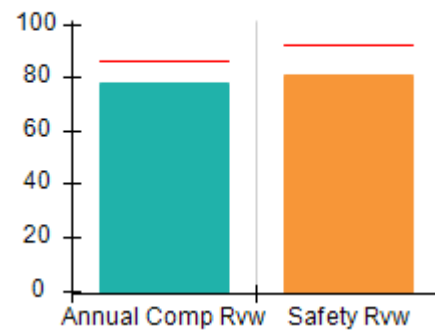
Quarterly Provider Comparisons to All CPAs

▼ — indicates average for all CPAs

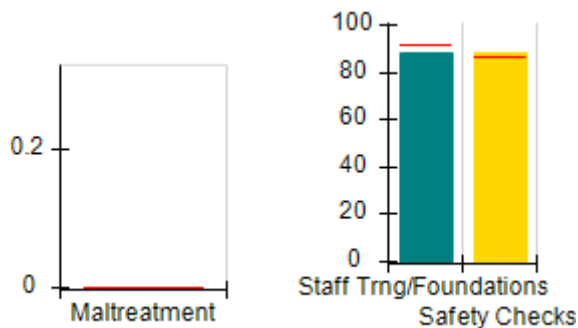
Overall Score (%)



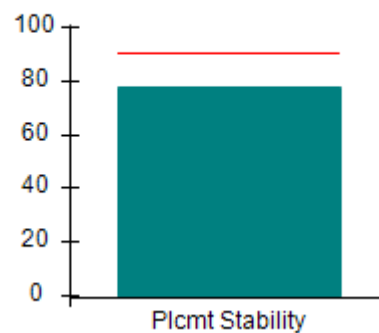
OPM Monitoring Reviews (%)



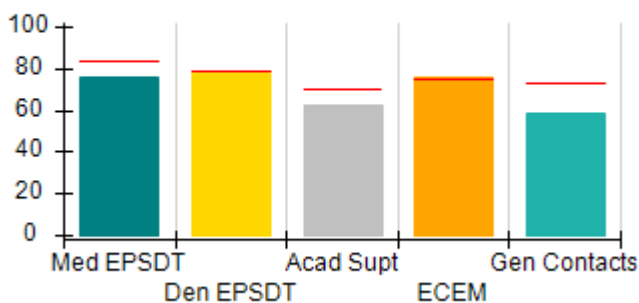
Safety Outcomes (%)



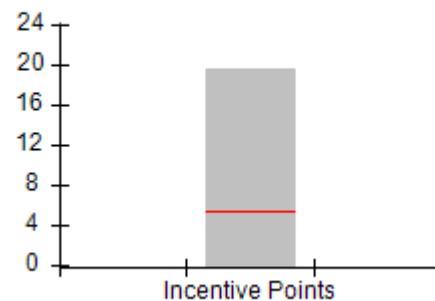
Permanency Outcomes (%)



Well-Being Outcomes (%)



Incentives Earned (Points)





DHS, DFCS, Office of Provider Management
Performance-Based Placement Measures
RBWO Provider GA+SCORECARD - CPA



Report Quarter: Q1 FY2019

Provider/Program Name: Benchmark Family Services, Inc - Macon (5176) - CPA				
4931 Riverside Drive, Macon, GA 31210-1156	Quarterly Scores (Grades)			Current Quarter Score (Grade)
Phone: 478-405-2005	Q1: 89.55 (B+)	Q2: N/A	89.55% (B+)	
Vendor ID# 121138	Q3: N/A	Q4: N/A		
# New Foster Homes During Quarter: 3	# Children in Care During Quarter: 82	# Placements During Quarter: 88	# Children in Care On Last Day: 53	
	Avg Performance All CPAs (%)	Provider Performance (%)*	Possible Points (Weight)	Provider Points Earned
OPM Monitoring Reviews				
Annual Comprehensive Reviews	86%	78%	25	19.48
Safety Reviews	92%	81%	15	12.10
Monitoring Sub-Total			40	31.58
CPA Safety Outcomes				
Incidence of Maltreatment	0.00%	No Substantiated Reports	10	10.00
Staff Training	92%	88%	5	4.40
Staff Safety Checks	86%	88%	5	4.40
Safety Sub-Total			20	18.80
CPA Permanency Outcomes				
Placement Stability	91%	78%	15	11.70
Permanency Sub-Total			15	11.70
CPA Well-Being Outcomes				
EPSDT Medical Visits	83%	76%	4	3.04
EPSDT Dental Visits	78%	78%	4	3.12
Academic Supports	70%	62%	3	1.86
Provider ECEM Visits	75%	76%	7	5.32
Provider General Contacts	73%	59%	7	4.13
Placements with Siblings	65%	65%	Not Scored	Not Scored
Placements within Legal County	19%	0%	Not Scored	Not Scored
Well-Being Sub-Total			25	17.47

*Performance calculation descriptions can be found in the FY 2019 RBWO PBP Measurements and Standards Guide.

Monitoring & Outcomes: Possible Points = 100	Points Earned: 79.55
Score Before Incentives Credit	79.55%
Incentives Awarded	10.00 pts
PBP Verification	N/A pts
Total Score	89.55%



DHS, DFCS, Office of Provider Management
Performance-Based Placement Measures
RBWO Provider GA+SCORECARD - CPA



Report Quarter: Q1 FY2019

Provider/Program Name: Benchmark Family Services, Inc - Macon (5176) - CPA

# New Foster Homes During Quarter: 3		# Children in Care During Quarter: 82	# Placements During Quarter: 88	# Children in Care On Last Day: 53
CPA Incentive Credits	Avg Performance All CPAs (%)	Provider Performance (%)*	Possible Points (Weight)	Provider Points Earned
Early EPSDT Medical Visits		55%	2	1.10
Early EPSDT Dental Visits		48%	2	0.96
Permanency Contacts		0%	5	0.00
Additional Academic Supports		29%	2	0.58
HS Grad/GED/Prof or Trade Certificate/College		N/A	10/5/5/1	10.00
EYSS Agreement		100%	5	5.00
Community Connections		0%	4	0.00
Foster Hm Retention Rate (threshold = 90)		0%	2	0.00
Foster Hm Recruitment (threshold = 100)		0%	2	0.00
Active Agency Accreditation		50%	4	2.00
Staff Clinical Licensure		0%	5	0.00
Incentives Total	5.38			19.64
Maximum total combined incentive credit allowed is 10 points.			Incentives Awarded	10.00

*Performance calculation descriptions can be found in the FY 2019 RBWO PBP Measurements and Standards Guide.

Child Protective Services Investigations and Dispositions

The following investigations data, which is not used for scoring but is considered significant to a provider's performance, is from Georgia SHINES and is not considered final or complete until the end of the fiscal year.

Total Reports:	0	
Number Screened In:	0	
Number Screened Out:	0	
Number Substantiated:	0	
Number Unsubstantiated:	0	
Number Active CPS Investigations:	0	



DHS, DFCS, Office of Provider Management

Performance-Based Placement Measures

RBWO Provider GA+SCORECARD - CPA



Report Quarter: Q1 FY2019

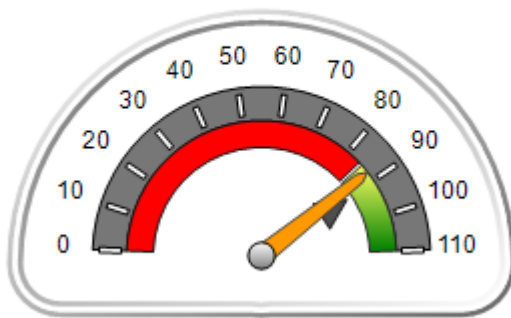
Provider/Program Name: Benchmark Family Services, Inc - Snellville/Lawrenceville (5112) - CPA

2090 Sugarloaf Pkwy, Lawrenceville, GA 30045-9402	Quarterly Scores (Grades)		Current Quarter Score (Grade)
Phone: 770-338-0800	Q1: 87.39 (B+)	Q2: N/A	87.39% (B+)
Vendor ID# 99719	Q3: N/A	Q4: N/A	
# New Foster Homes During Quarter: 13	# Children in Care During Quarter: 139	# Placements During Quarter: 146	# Children in Care On Last Day: 105

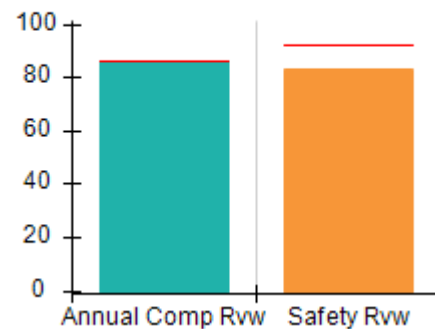
Quarterly Provider Comparisons to All CPAs

▼ — indicates average for all CPAs

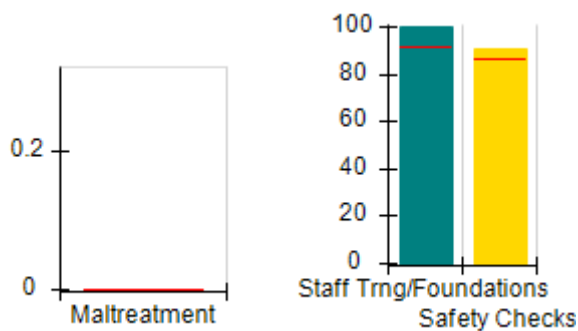
Overall Score (%)



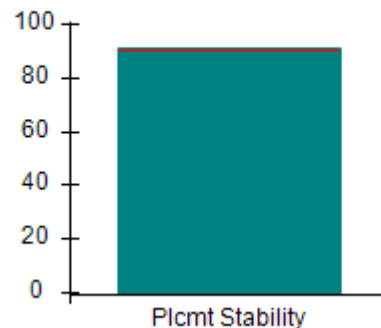
OPM Monitoring Reviews (%)



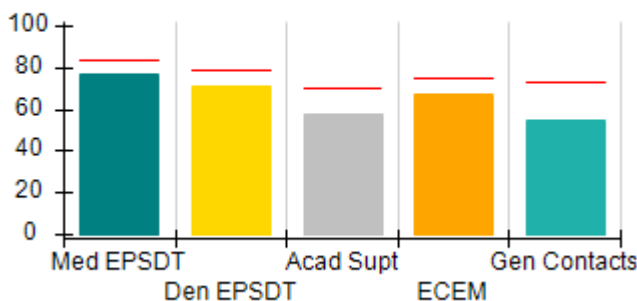
Safety Outcomes (%)



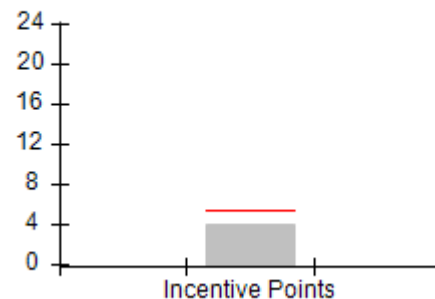
Permanency Outcomes (%)



Well-Being Outcomes (%)



Incentives Earned (Points)





DHS, DFCS, Office of Provider Management
Performance-Based Placement Measures
RBWO Provider GA+SCORECARD - CPA



Report Quarter: Q1 FY2019

Provider/Program Name: Benchmark Family Services, Inc - Snellville/Lawrenceville (5112) - CPA				
2090 Sugarloaf Pkwy, Lawrenceville, GA 30045-9402		Quarterly Scores (Grades)		Current Quarter Score (Grade)
Phone: 770-338-0800		Q1: 87.39 (B+)	Q2: N/A	87.39% (B+)
Vendor ID# 99719		Q3: N/A	Q4: N/A	
# New Foster Homes During Quarter: 13		# Children in Care During Quarter: 139	# Placements During Quarter: 146	# Children in Care On Last Day: 105
	Avg Performance All CPAs (%)	Provider Performance (%)*	Possible Points (Weight)	Provider Points Earned
OPM Monitoring Reviews				
Annual Comprehensive Reviews	86%	86%	25	21.61
Safety Reviews	92%	83%	15	12.47
Monitoring Sub-Total			40	34.07
CPA Safety Outcomes				
Incidence of Maltreatment	0.00%	No Substantiated Reports	10	10.00
Staff Training	92%	100%	5	5.00
Staff Safety Checks	86%	91%	5	4.55
Safety Sub-Total			20	19.55
CPA Permanency Outcomes				
Placement Stability	91%	91%	15	13.65
Permanency Sub-Total			15	13.65
CPA Well-Being Outcomes				
EPSDT Medical Visits	83%	77%	4	3.08
EPSDT Dental Visits	78%	71%	4	2.84
Academic Supports	70%	58%	3	1.74
Provider ECEM Visits	75%	67%	7	4.69
Provider General Contacts	73%	55%	7	3.85
Placements with Siblings	65%	61%	Not Scored	Not Scored
Placements within Legal County	19%	0%	Not Scored	Not Scored
Well-Being Sub-Total			25	16.20
*Performance calculation descriptions can be found in the FY 2019 RBWO PBP Measurements and Standards Guide.				
Monitoring & Outcomes: Possible Points = 100			Points Earned: 83.47	
Score Before Incentives Credit			83.47%	
Incentives Awarded			3.92 pts	
PBP Verification			N/A pts	
Total Score			87.39%	



DHS, DFCS, Office of Provider Management
Performance-Based Placement Measures
RBWO Provider GA+SCORECARD - CPA



Report Quarter: Q1 FY2019

Provider/Program Name: Benchmark Family Services, Inc - Snellville/Lawrenceville (5112) - CPA

# New Foster Homes During Quarter: 13		# Children in Care During Quarter: 139	# Placements During Quarter: 146	# Children in Care On Last Day: 105
CPA Incentive Credits	Avg Performance All CPAs (%)	Provider Performance (%)*	Possible Points (Weight)	Provider Points Earned
Early EPSDT Medical Visits		26%	2	0.52
Early EPSDT Dental Visits		17%	2	0.34
Permanency Contacts		0%	5	0.00
Additional Academic Supports		53%	2	1.06
HS Grad/GED/Prof or Trade Certificate/College		N/A	10/5/5/1	
EYSS Agreement		Not Eligible	5	
Community Connections		0%	4	0.00
Foster Hm Retention Rate (threshold = 90)		8%	2	0.00
Foster Hm Recruitment (threshold = 100)		0%	2	0.00
Active Agency Accreditation		50%	4	2.00
Staff Clinical Licensure		0%	5	0.00
Incentives Total	5.38			3.92
Maximum total combined incentive credit allowed is 10 points.			Incentives Awarded	3.92

*Performance calculation descriptions can be found in the FY 2019 RBWO PBP Measurements and Standards Guide.

Child Protective Services Investigations and Dispositions

The following investigations data, which is not used for scoring but is considered significant to a provider's performance, is from Georgia SHINES and is not considered final or complete until the end of the fiscal year.

Total Reports:	2
Number Screened In:	0
Number Screened Out:	2
Number Substantiated:	0
Number Unsubstantiated:	0
Number Active CPS Investigations:	0



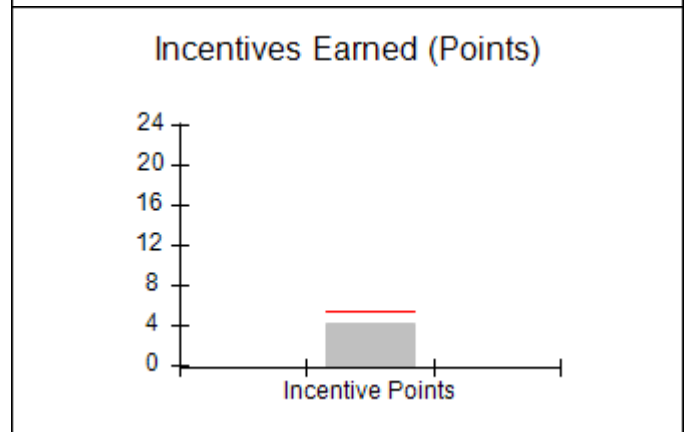
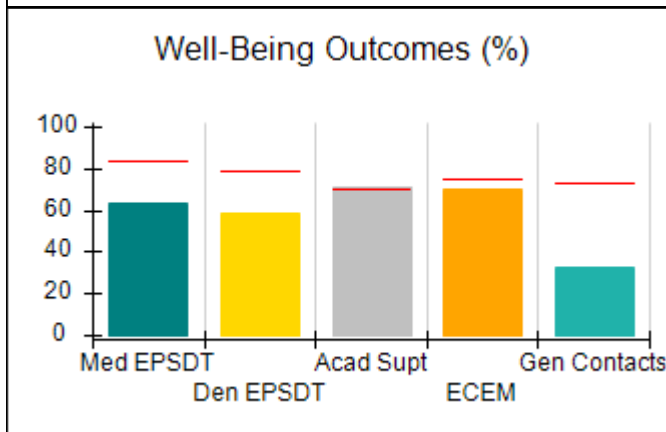
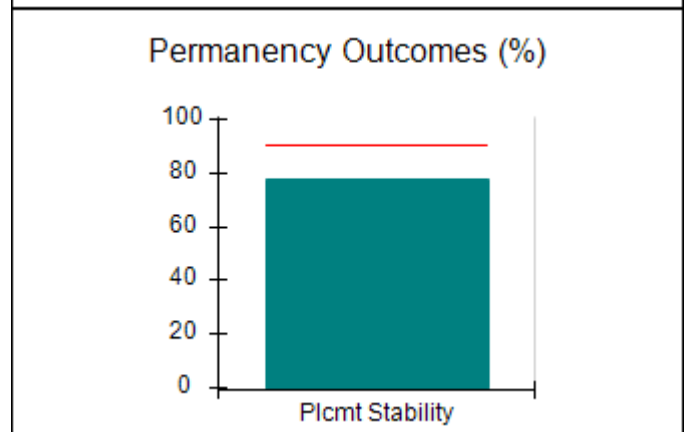
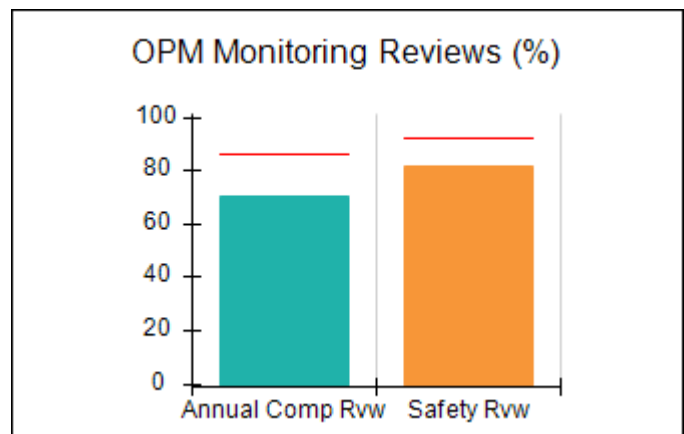
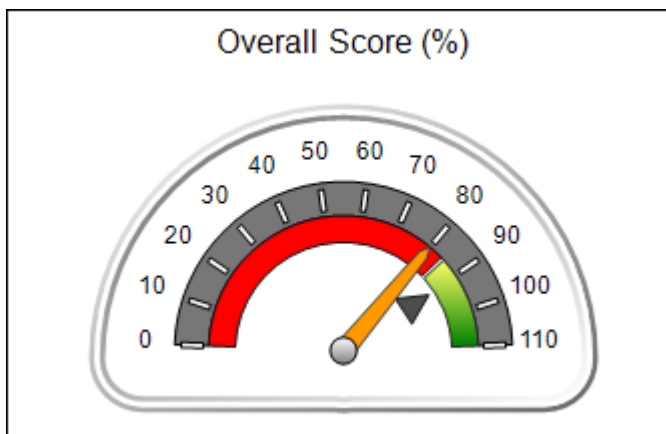
DHS, DFCS, Office of Provider Management
Performance-Based Placement Measures
RBWO Provider GA+SCORECARD - CPA



Report Quarter: Q1 FY2019

Provider/Program Name: Benchmark Family Services, Inc - Statesboro (5242) - CPA			
9222 Highway 301 South, Statesboro, GA 30458 -3190	Quarterly Scores (Grades)		Current Quarter Score (Grade)
Phone: 912-623-2130	Q1: 79.89 (C+)	Q2: N/A	79.89% (C+)
Vendor ID# 143215	Q3: N/A	Q4: N/A	
# New Foster Homes During Quarter: 3	# Children in Care During Quarter: 46	# Placements During Quarter: 51	# Children in Care On Last Day: 32
Quarterly Provider Comparisons to All CPAs			

▼ — indicates average for all CPAs





DHS, DFCS, Office of Provider Management
Performance-Based Placement Measures
RBWO Provider GA+SCORECARD - CPA



Report Quarter: Q1 FY2019

Provider/Program Name: Benchmark Family Services, Inc - Statesboro (5242) - CPA

9222 Highway 301 South, Statesboro, GA 30458-3190	Quarterly Scores (Grades)		Current Quarter Score (Grade)
Phone: 912-623-2130	Q1: 79.89 (C+)	Q2: N/A	79.89% (C+)
Vendor ID# 143215	Q3: N/A	Q4: N/A	

# New Foster Homes During Quarter: 3	# Children in Care During Quarter: 46	# Placements During Quarter: 51	# Children in Care On Last Day: 32
--------------------------------------	---------------------------------------	---------------------------------	------------------------------------

	Avg Performance All CPAs (%)	Provider Performance (%)*	Possible Points (Weight)	Provider Points Earned
--	-------------------------------------	----------------------------------	---------------------------------	-------------------------------

OPM Monitoring Reviews

Annual Comprehensive Reviews	86%	70%	25	17.62
Safety Reviews	92%	82%	15	12.29
Monitoring Sub-Total			40	29.91

CPA Safety Outcomes

Incidence of Maltreatment	0.00%	No Substantiated Reports	10	10.00
Staff Training	92%	100%	5	5.00
Staff Safety Checks	86%	100%	5	5.00
Safety Sub-Total			20	20.00

CPA Permanency Outcomes

Placement Stability	91%	78%	15	11.70
Permanency Sub-Total			15	11.70

CPA Well-Being Outcomes

EPSDT Medical Visits	83%	63%	4	2.52
EPSDT Dental Visits	78%	59%	4	2.36
Academic Supports	70%	71%	3	2.13
Provider ECEM Visits	75%	70%	7	4.90
Provider General Contacts	73%	33%	7	2.31
Placements with Siblings	65%	24%	Not Scored	Not Scored
Placements within Legal County	19%	0%	Not Scored	Not Scored
Well-Being Sub-Total			25	14.22

*Performance calculation descriptions can be found in the FY 2019 RBWO PBP Measurements and Standards Guide.

Monitoring & Outcomes: Possible Points = 100	Points Earned: 75.83
Score Before Incentives Credit	75.83%
Incentives Awarded	4.06 pts
PBP Verification	N/A pts
Total Score	79.89%



DHS, DFCS, Office of Provider Management
Performance-Based Placement Measures
RBWO Provider GA+SCORECARD - CPA
Report Quarter: Q1 FY2019



Provider/Program Name: Benchmark Family Services, Inc - Statesboro (5242) - CPA

# New Foster Homes During Quarter: 3		# Children in Care During Quarter: 46	# Placements During Quarter: 51	# Children in Care On Last Day: 32
CPA Incentive Credits	Avg Performance All CPAs (%)	Provider Performance (%)*	Possible Points (Weight)	Provider Points Earned
Early EPSDT Medical Visits		14%	2	0.28
Early EPSDT Dental Visits		0%	2	0.00
Permanency Contacts		0%	5	0.00
Additional Academic Supports		64%	2	1.28
HS Grad/GED/Prof or Trade Certificate/College		N/A	10/5/5/1	
EYSS Agreement		Not Eligible	5	
Community Connections		0%	4	0.00
Foster Hm Retention Rate (threshold = 90)		0%	2	0.00
Foster Hm Recruitment (threshold = 100)		0%	2	0.00
Active Agency Accreditation		50%	4	2.00
Staff Clinical Licensure		10%	5	0.50
Incentives Total	5.38			4.06
Maximum total combined incentive credit allowed is 10 points.			Incentives Awarded	4.06
*Performance calculation descriptions can be found in the FY 2019 RBWO PBP Measurements and Standards Guide.				

Child Protective Services Investigations and Dispositions

The following investigations data, which is not used for scoring but is considered significant to a provider's performance, is from Georgia SHINES and is not considered final or complete until the end of the fiscal year.

Total Reports:	0
Number Screened In:	0
Number Screened Out:	0
Number Substantiated:	0
Number Unsubstantiated:	0
Number Active CPS Investigations:	0



DHS, DFCS, Office of Provider Management

Performance-Based Placement Measures

RBWO Provider GA+SCORECARD - CPA



Report Quarter: Q1 FY2019

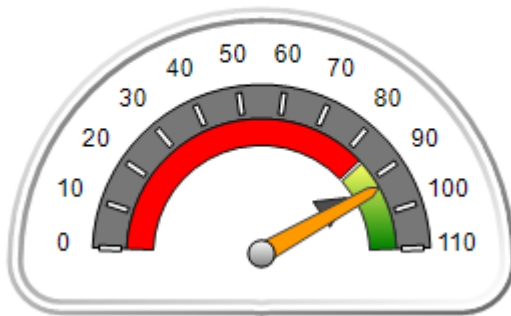
Provider/Program Name: Bethany Christian Services - Atlanta (573) - CPA

6645 Peachtree Dunwoody Road, Atlanta, GA 30328	Quarterly Scores (Grades)		Current Quarter Score (Grade)
Phone: 770-455-7111	Q1: 92.89 (A-)	Q2: N/A	92.89% (A-)
Vendor ID# 35249	Q3: N/A	Q4: N/A	
# New Foster Homes During Quarter: 5	# Children in Care During Quarter: 103	# Placements During Quarter: 108	# Children in Care On Last Day: 84

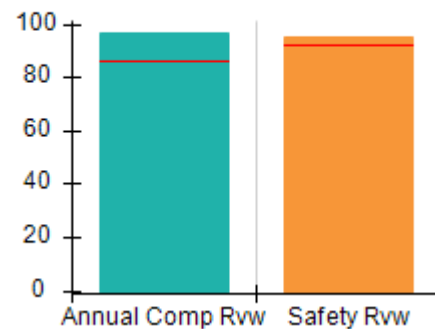
Quarterly Provider Comparisons to All CPAs

▼ — indicates average for all CPAs

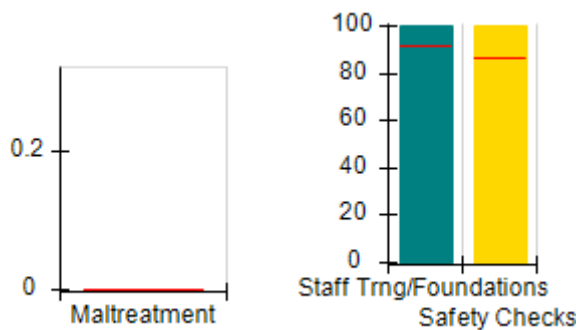
Overall Score (%)



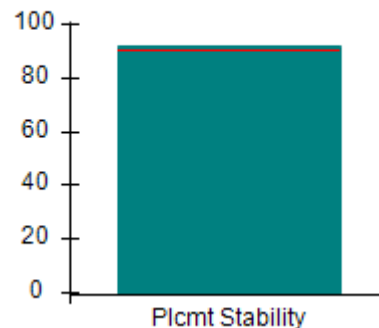
OPM Monitoring Reviews (%)



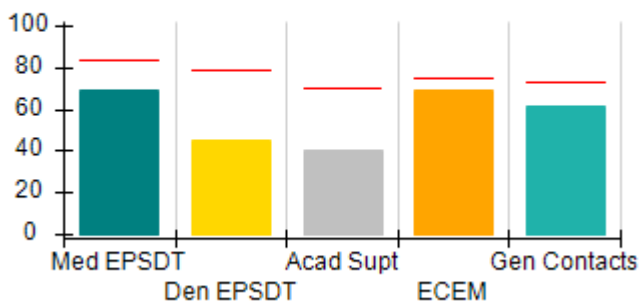
Safety Outcomes (%)



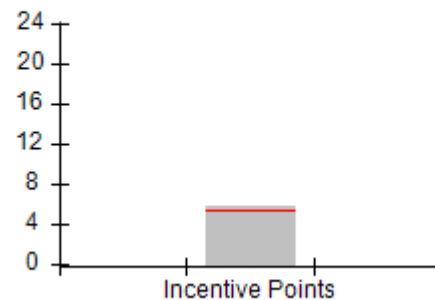
Permanency Outcomes (%)



Well-Being Outcomes (%)



Incentives Earned (Points)





DHS, DFCS, Office of Provider Management
Performance-Based Placement Measures
RBWO Provider GA+SCORECARD - CPA



Report Quarter: Q1 FY2019

Provider/Program Name: Bethany Christian Services - Atlanta (573) - CPA				
6645 Peachtree Dunwoody Road, Atlanta, GA 30328	Quarterly Scores (Grades)			Current Quarter Score (Grade)
Phone: 770-455-7111	Q1: 92.89 (A-)	Q2: N/A	92.89% (A-)	
Vendor ID# 35249	Q3: N/A	Q4: N/A		
# New Foster Homes During Quarter: 5	# Children in Care During Quarter: 103	# Placements During Quarter: 108	# Children in Care On Last Day: 84	
	Avg Performance All CPAs (%)	Provider Performance (%)*	Possible Points (Weight)	Provider Points Earned
OPM Monitoring Reviews				
Annual Comprehensive Reviews	86%	97%	25	24.22
Safety Reviews	92%	95%	15	14.27
Monitoring Sub-Total			40	38.49
CPA Safety Outcomes				
Incidence of Maltreatment	0.00%	No Substantiated Reports	10	10.00
Staff Training	92%	100%	5	5.00
Staff Safety Checks	86%	100%	5	5.00
Safety Sub-Total			20	20.00
CPA Permanency Outcomes				
Placement Stability	91%	92%	15	13.80
Permanency Sub-Total			15	13.80
CPA Well-Being Outcomes				
EPSDT Medical Visits	83%	69%	4	2.76
EPSDT Dental Visits	78%	45%	4	1.80
Academic Supports	70%	40%	3	1.20
Provider ECEM Visits	75%	69%	7	4.83
Provider General Contacts	73%	61%	7	4.27
Placements with Siblings	65%	71%	Not Scored	Not Scored
Placements within Legal County	19%	50%	Not Scored	Not Scored
Well-Being Sub-Total			25	14.86

*Performance calculation descriptions can be found in the FY 2019 RBWO PBP Measurements and Standards Guide.

Monitoring & Outcomes: Possible Points = 100	Points Earned: 87.15
Score Before Incentives Credit	87.15%
Incentives Awarded	5.74 pts
PBP Verification	N/A pts
Total Score	92.89%



DHS, DFCS, Office of Provider Management
Performance-Based Placement Measures
RBWO Provider GA+SCORECARD - CPA



Report Quarter: Q1 FY2019

Provider/Program Name: Bethany Christian Services - Atlanta (573) - CPA

# New Foster Homes During Quarter: 5		# Children in Care During Quarter: 103	# Placements During Quarter: 108	# Children in Care On Last Day: 84
CPA Incentive Credits	Avg Performance All CPAs (%)	Provider Performance (%)*	Possible Points (Weight)	Provider Points Earned
Early EPSDT Medical Visits		29%	2	0.58
Early EPSDT Dental Visits		8%	2	0.16
Permanency Contacts		0%	5	0.00
Additional Academic Supports		0%	2	0.00
HS Grad/GED/Prof or Trade Certificate/College		N/A	10/5/5/1	
EYSS Agreement		Not Eligible	5	
Community Connections		0%	4	0.00
Foster Hm Retention Rate (threshold = 90)		88%	2	0.00
Foster Hm Recruitment (threshold = 100)		200%	2	2.00
Active Agency Accreditation		50%	4	2.00
Staff Clinical Licensure		20%	5	1.00
Incentives Total	5.38			5.74
Maximum total combined incentive credit allowed is 10 points.			Incentives Awarded	5.74

*Performance calculation descriptions can be found in the FY 2019 RBWO PBP Measurements and Standards Guide.

Child Protective Services Investigations and Dispositions

The following investigations data, which is not used for scoring but is considered significant to a provider's performance, is from Georgia SHINES and is not considered final or complete until the end of the fiscal year.

Total Reports:	1
Number Screened In:	1
Number Screened Out:	0
Number Substantiated:	0
Number Unsubstantiated:	1
Number Active CPS Investigations:	0



DHS, DFCS, Office of Provider Management

Performance-Based Placement Measures

RBWO Provider GA+SCORECARD - CPA



Report Quarter: Q1 FY2019

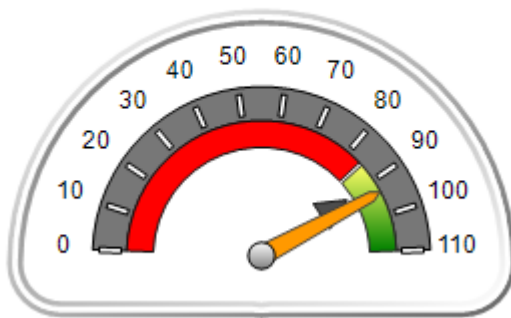
Provider/Program Name: Bethany Christian Services - Bogart (5215) - CPA

188 Ben Burton Circle, Bogart, GA 30622	Quarterly Scores (Grades)		Current Quarter Score (Grade)
Phone: 770-274-3412	Q1: 93.62 (A-)	Q2: N/A	93.62% (A-)
Vendor ID# 135987	Q3: N/A	Q4: N/A	
# New Foster Homes During Quarter: 4	# Children in Care During Quarter: 96	# Placements During Quarter: 98	# Children in Care On Last Day: 86

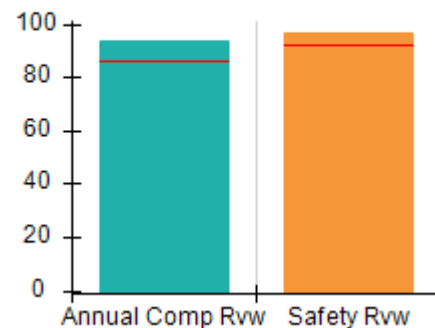
Quarterly Provider Comparisons to All CPAs

▼ — indicates average for all CPAs

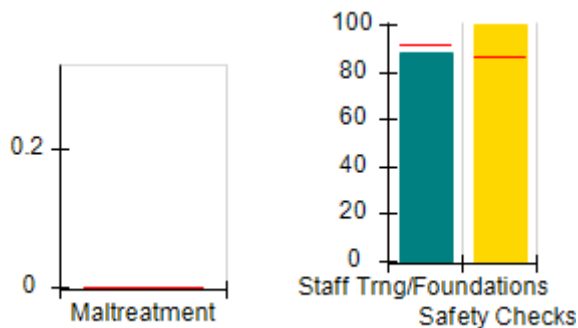
Overall Score (%)



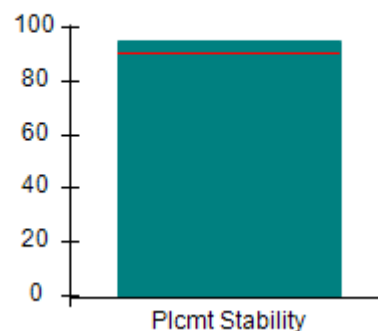
OPM Monitoring Reviews (%)



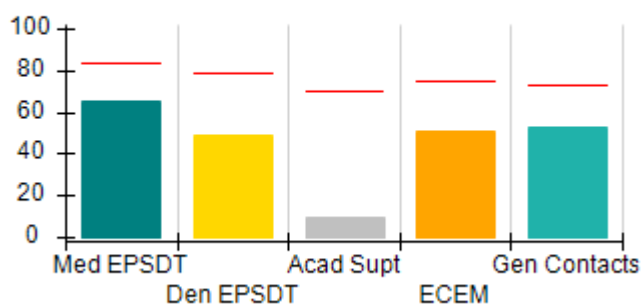
Safety Outcomes (%)



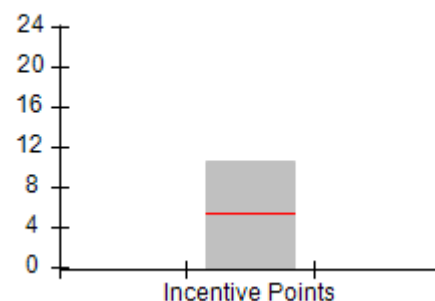
Permanency Outcomes (%)



Well-Being Outcomes (%)



Incentives Earned (Points)





DHS, DFCS, Office of Provider Management
Performance-Based Placement Measures
RBWO Provider GA+SCORECARD - CPA



Report Quarter: Q1 FY2019

Provider/Program Name: Bethany Christian Services - Bogart (5215) - CPA				
188 Ben Burton Circle, Bogart, GA 30622	Quarterly Scores (Grades)			Current Quarter Score (Grade)
Phone: 770-274-3412	Q1: 93.62 (A-)	Q2: N/A	93.62% (A-)	
Vendor ID# 135987	Q3: N/A	Q4: N/A		
# New Foster Homes During Quarter: 4	# Children in Care During Quarter: 96	# Placements During Quarter: 98	# Children in Care On Last Day: 86	
	Avg Performance All CPAs (%)	Provider Performance (%)*	Possible Points (Weight)	Provider Points Earned
OPM Monitoring Reviews				
Annual Comprehensive Reviews	86%	93%	25	23.37
Safety Reviews	92%	96%	15	14.46
Monitoring Sub-Total			40	37.83
CPA Safety Outcomes				
Incidence of Maltreatment	0.00%	No Substantiated Reports	10	10.00
Staff Training	92%	88%	5	4.40
Staff Safety Checks	86%	100%	5	5.00
Safety Sub-Total			20	19.40
CPA Permanency Outcomes				
Placement Stability	91%	95%	15	14.25
Permanency Sub-Total			15	14.25
CPA Well-Being Outcomes				
EPSDT Medical Visits	83%	65%	4	2.60
EPSDT Dental Visits	78%	49%	4	1.96
Academic Supports	70%	10%	3	0.30
Provider ECEM Visits	75%	51%	7	3.57
Provider General Contacts	73%	53%	7	3.71
Placements with Siblings	65%	80%	Not Scored	Not Scored
Placements within Legal County	19%	19%	Not Scored	Not Scored
Well-Being Sub-Total			25	12.14

*Performance calculation descriptions can be found in the FY 2019 RBWO PBP Measurements and Standards Guide.

Monitoring & Outcomes: Possible Points = 100	Points Earned: 83.62
Score Before Incentives Credit	83.62%
Incentives Awarded	10.00 pts
PBP Verification	N/A pts
Total Score	93.62%



DHS, DFCS, Office of Provider Management
Performance-Based Placement Measures
RBWO Provider GA+SCORECARD - CPA
Report Quarter: Q1 FY2019



Provider/Program Name: Bethany Christian Services - Bogart (5215) - CPA

# New Foster Homes During Quarter: 4		# Children in Care During Quarter: 96	# Placements During Quarter: 98	# Children in Care On Last Day: 86
CPA Incentive Credits	Avg Performance All CPAs (%)	Provider Performance (%)*	Possible Points (Weight)	Provider Points Earned
Early EPSDT Medical Visits		18%	2	0.36
Early EPSDT Dental Visits		7%	2	0.14
Permanency Contacts		0%	5	0.00
Additional Academic Supports		0%	2	0.00
HS Grad/GED/Prof or Trade Certificate/College		N/A	10/5/5/1	
EYSS Agreement		100%	5	5.00
Community Connections		0%	4	0.00
Foster Hm Retention Rate (threshold = 90)		82%	2	0.00
Foster Hm Recruitment (threshold = 100)		100%	2	2.00
Active Agency Accreditation		50%	4	2.00
Staff Clinical Licensure		20%	5	1.00
Incentives Total	5.38			10.50
Maximum total combined incentive credit allowed is 10 points.			Incentives Awarded	10.00
*Performance calculation descriptions can be found in the FY 2019 RBWO PBP Measurements and Standards Guide.				

Child Protective Services Investigations and Dispositions

The following investigations data, which is not used for scoring but is considered significant to a provider's performance, is from Georgia SHINES and is not considered final or complete until the end of the fiscal year.

Total Reports:	2	
Number Screened In:	0	
Number Screened Out:	2	
Number Substantiated:	0	
Number Unsubstantiated:	0	
Number Active CPS Investigations:	0	



DHS, DFCS, Office of Provider Management

Performance-Based Placement Measures

RBWO Provider GA+SCORECARD - CPA



Report Quarter: Q1 FY2019

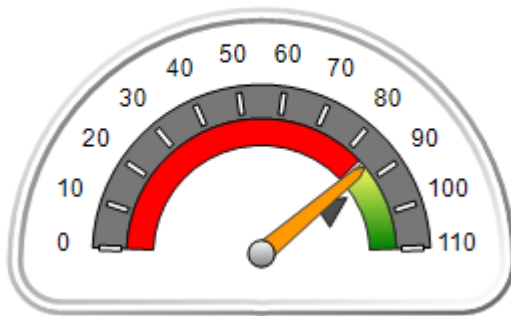
Provider/Program Name: Bethany Christian Services - Columbus (574) - CPA

951 Talbotton Rd., Columbus, GA 31904	Quarterly Scores (Grades)		Current Quarter Score (Grade)
Phone: 770-455-7111	Q1: 86.26 (B)	Q2: N/A	86.26% (B)
Vendor ID# 35248	Q3: N/A	Q4: N/A	
# New Foster Homes During Quarter: 1	# Children in Care During Quarter: 6	# Placements During Quarter: 6	# Children in Care On Last Day: 4

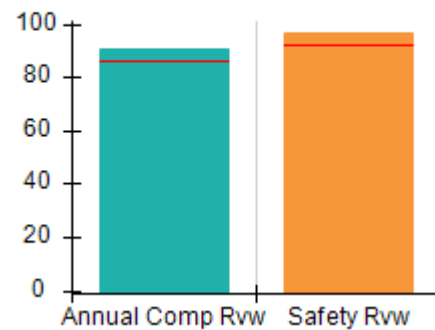
Quarterly Provider Comparisons to All CPAs

— indicates average for all CPAs

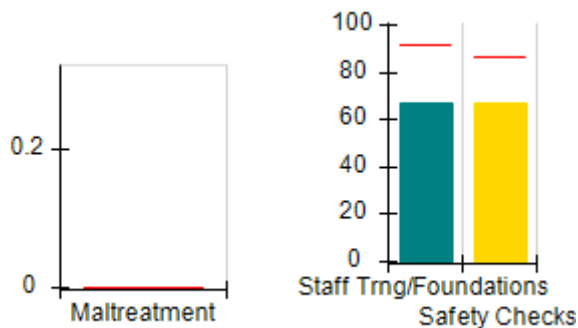
Overall Score (%)



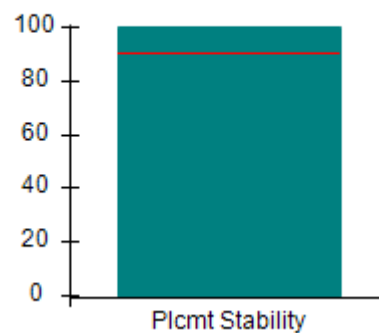
OPM Monitoring Reviews (%)



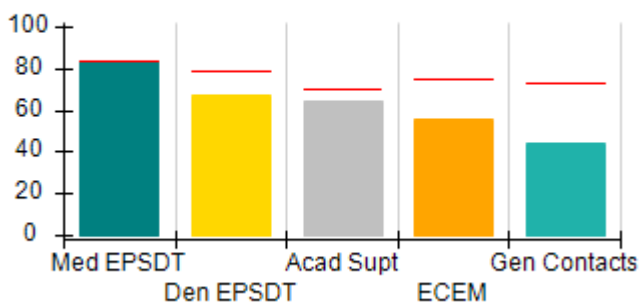
Safety Outcomes (%)



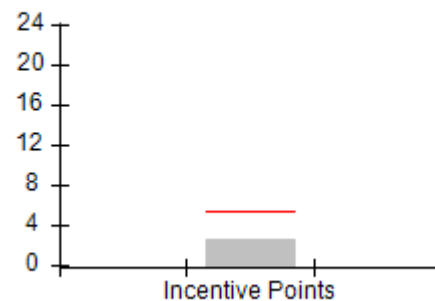
Permanency Outcomes (%)



Well-Being Outcomes (%)



Incentives Earned (Points)





DHS, DFCS, Office of Provider Management
Performance-Based Placement Measures
RBWO Provider GA+SCORECARD - CPA



Report Quarter: Q1 FY2019

Provider/Program Name: Bethany Christian Services - Columbus (574) - CPA

951 Talbotton Rd., Columbus, GA 31904	Quarterly Scores (Grades)		Current Quarter Score (Grade)
Phone: 770-455-7111	Q1: 86.26 (B)	Q2: N/A	86.26% (B)
Vendor ID# 35248	Q3: N/A	Q4: N/A	

# New Foster Homes During Quarter: 1	# Children in Care During Quarter: 6	# Placements During Quarter: 6	# Children in Care On Last Day: 4
--------------------------------------	--------------------------------------	--------------------------------	-----------------------------------

	Avg Performance All CPAs (%)	Provider Performance (%)*	Possible Points (Weight)	Provider Points Earned
--	------------------------------	---------------------------	--------------------------	------------------------

OPM Monitoring Reviews

Annual Comprehensive Reviews	86%	90%	25	22.62
Safety Reviews	92%	97%	15	14.51
Monitoring Sub-Total			40	37.14

CPA Safety Outcomes

Incidence of Maltreatment	0.00%	No Substantiated Reports	10	10.00
Staff Training	92%	67%	5	3.35
Staff Safety Checks	86%	67%	5	3.35
Safety Sub-Total			20	16.70

CPA Permanency Outcomes

Placement Stability	91%	100%	15	15.00
Permanency Sub-Total			15	15.00

CPA Well-Being Outcomes

EPSDT Medical Visits	83%	83%	4	3.32
EPSDT Dental Visits	78%	67%	4	2.68
Academic Supports	70%	64%	3	1.92
Provider ECEM Visits	75%	56%	7	3.92
Provider General Contacts	73%	44%	7	3.08
Placements with Siblings	65%	100%	Not Scored	Not Scored
Placements within Legal County	19%	Not Eligible	Not Scored	Not Scored
Well-Being Sub-Total			25	14.92

*Performance calculation descriptions can be found in the FY 2019 RBWO PBP Measurements and Standards Guide.

Monitoring & Outcomes: Possible Points = 100	Points Earned: 83.76
Score Before Incentives Credit	83.76%
Incentives Awarded	2.50 pts
PBP Verification	N/A pts
Total Score	86.26%



DHS, DFCS, Office of Provider Management
Performance-Based Placement Measures
RBWO Provider GA+SCORECARD - CPA
Report Quarter: Q1 FY2019



Provider/Program Name: Bethany Christian Services - Columbus (574) - CPA

# New Foster Homes During Quarter: 1		# Children in Care During Quarter: 6	# Placements During Quarter: 6	# Children in Care On Last Day: 4
CPA Incentive Credits	Avg Performance All CPAs (%)	Provider Performance (%)*	Possible Points (Weight)	Provider Points Earned
Early EPSDT Medical Visits		0%	2	0.00
Early EPSDT Dental Visits		0%	2	0.00
Permanency Contacts		0%	5	0.00
Additional Academic Supports		0%	2	0.00
HS Grad/GED/Prof or Trade Certificate/College		N/A	10/5/5/1	
EYSS Agreement		Not Eligible	5	
Community Connections		0%	4	0.00
Foster Hm Retention Rate (threshold = 90)		67%	2	0.00
Foster Hm Recruitment (threshold = 100)		0%	2	0.00
Active Agency Accreditation		50%	4	2.00
Staff Clinical Licensure		10%	5	0.50
Incentives Total	5.38			2.50
Maximum total combined incentive credit allowed is 10 points.			Incentives Awarded	2.50

*Performance calculation descriptions can be found in the FY 2019 RBWO PBP Measurements and Standards Guide.

Child Protective Services Investigations and Dispositions

The following investigations data, which is not used for scoring but is considered significant to a provider's performance, is from Georgia SHINES and is not considered final or complete until the end of the fiscal year.

Total Reports:	0	
Number Screened In:	0	
Number Screened Out:	0	
Number Substantiated:	0	
Number Unsubstantiated:	0	
Number Active CPS Investigations:	0	



DHS, DFCS, Office of Provider Management

Performance-Based Placement Measures

RBWO Provider GA+SCORECARD - CPA



Report Quarter: Q1 FY2019

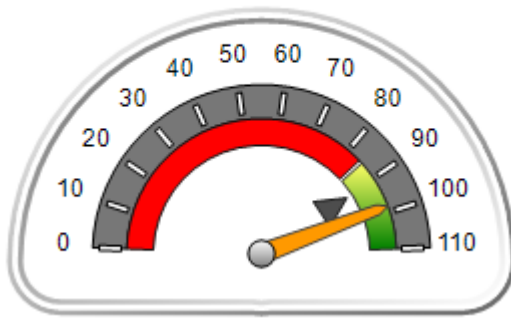
Provider/Program Name: Bloom Our Youth - (5208) - CPA

150 Marquis Dr, Fayetteville, GA 30214	Quarterly Scores (Grades)		Current Quarter Score (Grade)
Phone: 770-461-7020	Q1: 98.37 (A+)	Q2: N/A	98.37% (A+)
Vendor ID# 133541	Q3: N/A	Q4: N/A	
# New Foster Homes During Quarter: 6	# Children in Care During Quarter: 65	# Placements During Quarter: 65	# Children in Care On Last Day: 40

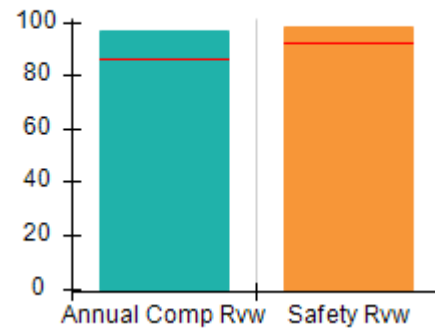
Quarterly Provider Comparisons to All CPAs

▼ — indicates average for all CPAs

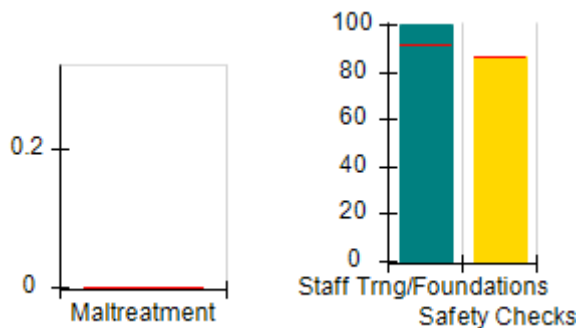
Overall Score (%)



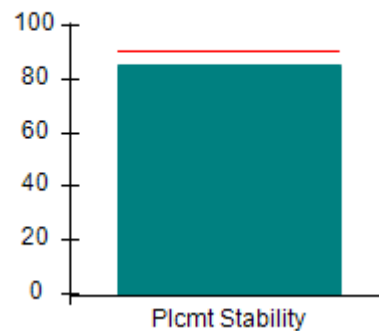
OPM Monitoring Reviews (%)



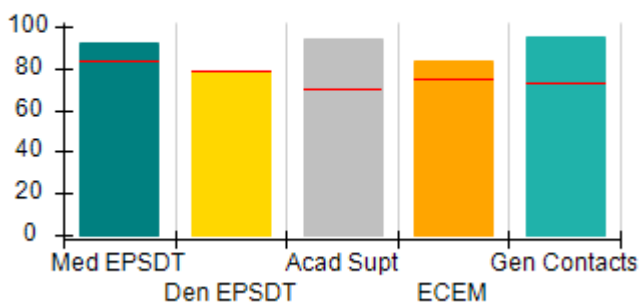
Safety Outcomes (%)



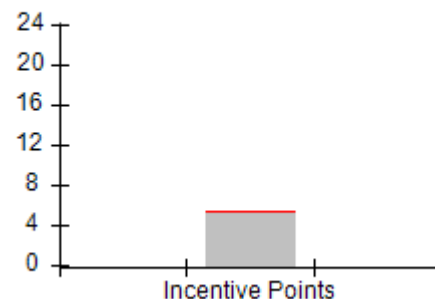
Permanency Outcomes (%)



Well-Being Outcomes (%)



Incentives Earned (Points)





DHS, DFCS, Office of Provider Management
Performance-Based Placement Measures
RBWO Provider GA+SCORECARD - CPA



Report Quarter: Q1 FY2019

Provider/Program Name: Bloom Our Youth - (5208) - CPA

150 Marquis Dr, Fayetteville, GA 30214	Quarterly Scores (Grades)		Current Quarter Score (Grade)
Phone: 770-461-7020	Q1: 98.37 (A+)	Q2: N/A	98.37% (A+)
Vendor ID# 133541	Q3: N/A	Q4: N/A	

# New Foster Homes During Quarter: 6	# Children in Care During Quarter: 65	# Placements During Quarter: 65	# Children in Care On Last Day: 40
--------------------------------------	---------------------------------------	---------------------------------	------------------------------------

	Avg Performance All CPAs (%)	Provider Performance (%)*	Possible Points (Weight)	Provider Points Earned
--	------------------------------	---------------------------	--------------------------	------------------------

OPM Monitoring Reviews

Annual Comprehensive Reviews	86%	97%	25	24.16
Safety Reviews	92%	98%	15	14.76
Monitoring Sub-Total			40	38.92

CPA Safety Outcomes

Incidence of Maltreatment	0.00%	No Substantiated Reports	10	10.00
Staff Training	92%	100%	5	5.00
Staff Safety Checks	86%	86%	5	4.30
Safety Sub-Total			20	19.30

CPA Permanency Outcomes

Placement Stability	91%	85%	15	12.75
Permanency Sub-Total			15	12.75

CPA Well-Being Outcomes

EPSDT Medical Visits	83%	92%	4	3.68
EPSDT Dental Visits	78%	79%	4	3.16
Academic Supports	70%	94%	3	2.82
Provider ECEM Visits	75%	83%	7	5.81
Provider General Contacts	73%	95%	7	6.65
Placements with Siblings	65%	93%	Not Scored	Not Scored
Placements within Legal County	19%	0%	Not Scored	Not Scored
Well-Being Sub-Total			25	22.12

*Performance calculation descriptions can be found in the FY 2019 RBWO PBP Measurements and Standards Guide.

Monitoring & Outcomes: Possible Points = 100	Points Earned: 93.09
Score Before Incentives Credit	93.09%
Incentives Awarded	5.28 pts
PBP Verification	N/A pts
Total Score	98.37%



DHS, DFCS, Office of Provider Management
Performance-Based Placement Measures
RBWO Provider GA+SCORECARD - CPA



Report Quarter: Q1 FY2019

Provider/Program Name: Bloom Our Youth - (5208) - CPA

# New Foster Homes During Quarter: 6		# Children in Care During Quarter: 65	# Placements During Quarter: 65	# Children in Care On Last Day: 40
CPA Incentive Credits	Avg Performance All CPAs (%)	Provider Performance (%)*	Possible Points (Weight)	Provider Points Earned
Early EPSDT Medical Visits		100%	2	2.00
Early EPSDT Dental Visits		48%	2	0.96
Permanency Contacts		0%	5	0.00
Additional Academic Supports		91%	2	1.82
HS Grad/GED/Prof or Trade Certificate/College		N/A	10/5/5/1	
EYSS Agreement		Not Eligible	5	
Community Connections		0%	4	0.00
Foster Hm Retention Rate (threshold = 90)		88%	2	0.00
Foster Hm Recruitment (threshold = 100)		75%	2	0.00
Active Agency Accreditation		0%	4	0.00
Staff Clinical Licensure		10%	5	0.50
Incentives Total	5.38			5.28
Maximum total combined incentive credit allowed is 10 points.			Incentives Awarded	5.28

*Performance calculation descriptions can be found in the FY 2019 RBWO PBP Measurements and Standards Guide.

Child Protective Services Investigations and Dispositions

The following investigations data, which is not used for scoring but is considered significant to a provider's performance, is from Georgia SHINES and is not considered final or complete until the end of the fiscal year.

Total Reports:	1	
Number Screened In:	1	
Number Screened Out:	0	
Number Substantiated:	0	
Number Unsubstantiated:	1	
Number Active CPS Investigations:	0	



DHS, DFCS, Office of Provider Management

Performance-Based Placement Measures

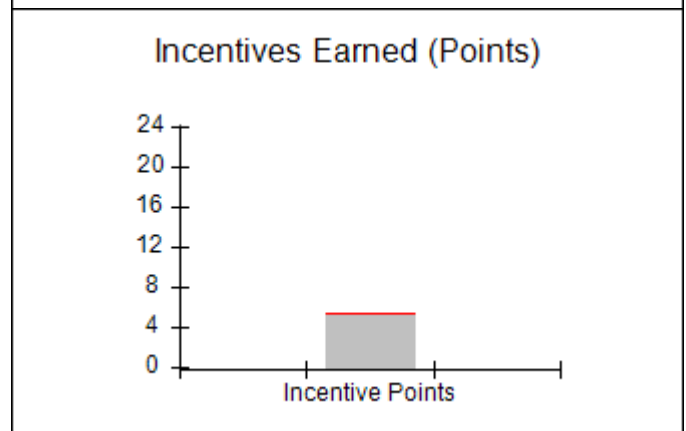
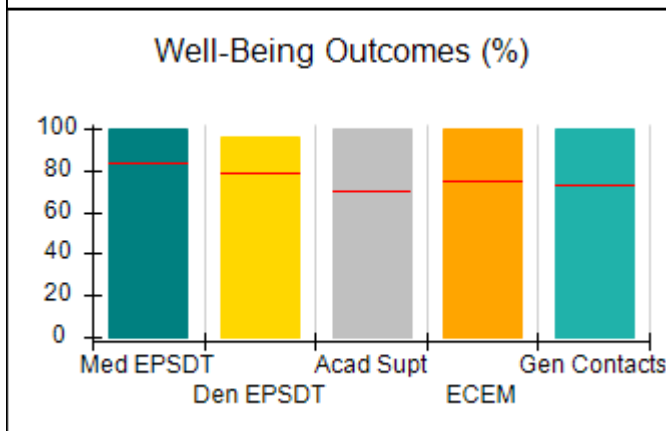
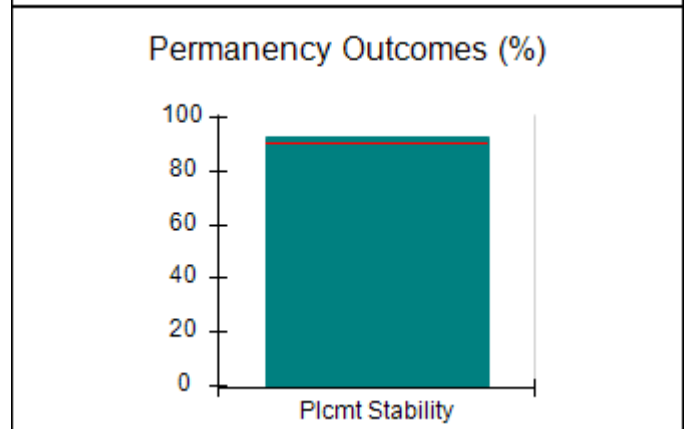
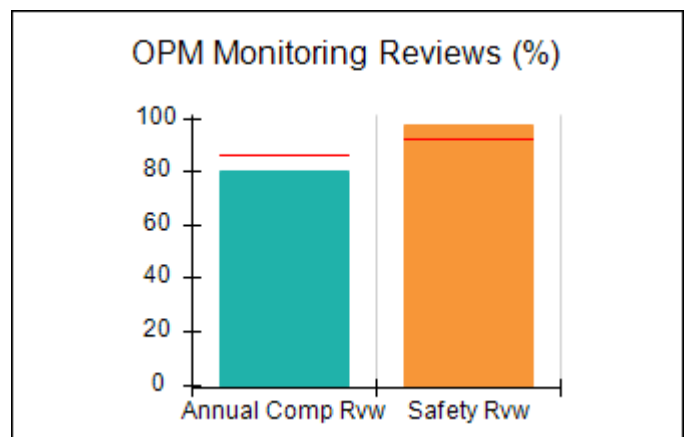
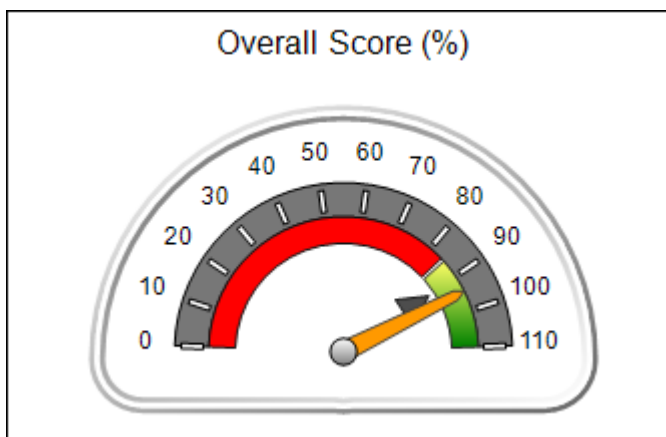
RBWO Provider GA+SCORECARD - CPA



Report Quarter: Q1 FY2019

Provider/Program Name: Care4All Children Services, Inc. - College Park (5206) - CPA			
1651 Phoenix Blvd, College Park, GA 30349	Quarterly Scores (Grades)		Current Quarter Score (Grade)
Phone: 678-719-9677	Q1: 94.66 (A)	Q2: N/A	94.66% (A)
Vendor ID# 133468	Q3: N/A	Q4: N/A	
# New Foster Homes During Quarter: 1	# Children in Care During Quarter: 28	# Placements During Quarter: 30	# Children in Care On Last Day: 22
Quarterly Provider Comparisons to All CPAs			

▼ — indicates average for all CPAs





DHS, DFCS, Office of Provider Management
Performance-Based Placement Measures
RBWO Provider GA+SCORECARD - CPA



Report Quarter: Q1 FY2019

Provider/Program Name: Care4All Children Services, Inc. - College Park (5206) - CPA				
1651 Phoenix Blvd, College Park, GA 30349	Quarterly Scores (Grades)			Current Quarter Score (Grade)
Phone: 678-719-9677	Q1: 94.66 (A)	Q2: N/A	94.66% (A)	
Vendor ID# 133468	Q3: N/A	Q4: N/A		
# New Foster Homes During Quarter: 1	# Children in Care During Quarter: 28	# Placements During Quarter: 30	# Children in Care On Last Day: 22	
	Avg Performance All CPAs (%)	Provider Performance (%)*	Possible Points (Weight)	Provider Points Earned
OPM Monitoring Reviews				
Annual Comprehensive Reviews	86%	80%	25	20.09
Safety Reviews	92%	98%	15	14.63
Monitoring Sub-Total			40	34.71
CPA Safety Outcomes				
Incidence of Maltreatment	0.00%	No Substantiated Reports	10	10.00
Staff Training	92%	80%	5	4.00
Staff Safety Checks	86%	100%	5	5.00
Safety Sub-Total			20	19.00
CPA Permanency Outcomes				
Placement Stability	91%	93%	15	13.95
Permanency Sub-Total			15	13.95
CPA Well-Being Outcomes				
EPSDT Medical Visits	83%	100%	4	4.00
EPSDT Dental Visits	78%	96%	4	3.84
Academic Supports	70%	100%	3	3.00
Provider ECEM Visits	75%	100%	7	7.00
Provider General Contacts	73%	100%	7	7.00
Placements with Siblings	65%	38%	Not Scored	Not Scored
Placements within Legal County	19%	0%	Not Scored	Not Scored
Well-Being Sub-Total			25	24.84

*Performance calculation descriptions can be found in the FY 2019 RBWO PBP Measurements and Standards Guide.

Monitoring & Outcomes: Possible Points = 100	Points Earned: 92.50
Score Before Incentives Credit	92.50%
Incentives Awarded	5.36 pts
PBP Verification	-3.20 pts
Total Score	94.66%



DHS, DFCS, Office of Provider Management
Performance-Based Placement Measures
RBWO Provider GA+SCORECARD - CPA



Report Quarter: Q1 FY2019

Provider/Program Name: Care4All Children Services, Inc. - College Park (5206) - CPA

# New Foster Homes During Quarter: 1		# Children in Care During Quarter: 28	# Placements During Quarter: 30	# Children in Care On Last Day: 22
CPA Incentive Credits	Avg Performance All CPAs (%)	Provider Performance (%)*	Possible Points (Weight)	Provider Points Earned
Early EPSDT Medical Visits		100%	2	2.00
Early EPSDT Dental Visits		73%	2	1.46
Permanency Contacts		None Planned	5	
Additional Academic Supports		95%	2	1.90
HS Grad/GED/Prof or Trade Certificate/College		N/A	10/5/5/1	
EYSS Agreement		Not Eligible	5	
Community Connections		0%	4	0.00
Foster Hm Retention Rate (threshold = 90)		78%	2	0.00
Foster Hm Recruitment (threshold = 100)		50%	2	0.00
Active Agency Accreditation		0%	4	0.00
Staff Clinical Licensure		0%	5	0.00
Incentives Total	5.38			5.36
Maximum total combined incentive credit allowed is 10 points.			Incentives Awarded	5.36

*Performance calculation descriptions can be found in the FY 2019 RBWO PBP Measurements and Standards Guide.

Child Protective Services Investigations and Dispositions

The following investigations data, which is not used for scoring but is considered significant to a provider's performance, is from Georgia SHINES and is not considered final or complete until the end of the fiscal year.

Total Reports:	0
Number Screened In:	0
Number Screened Out:	0
Number Substantiated:	0
Number Unsubstantiated:	0
Number Active CPS Investigations:	0



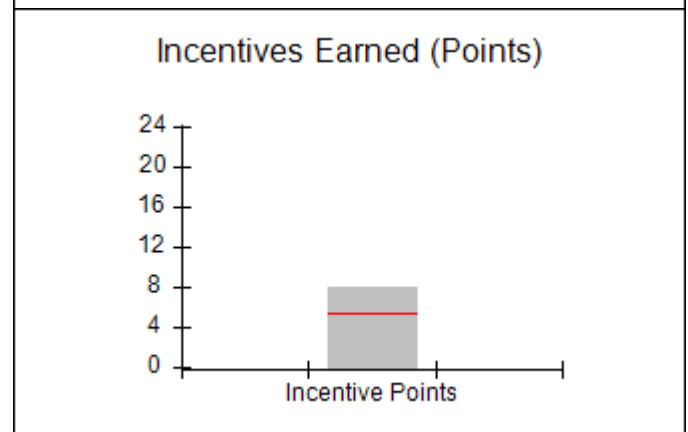
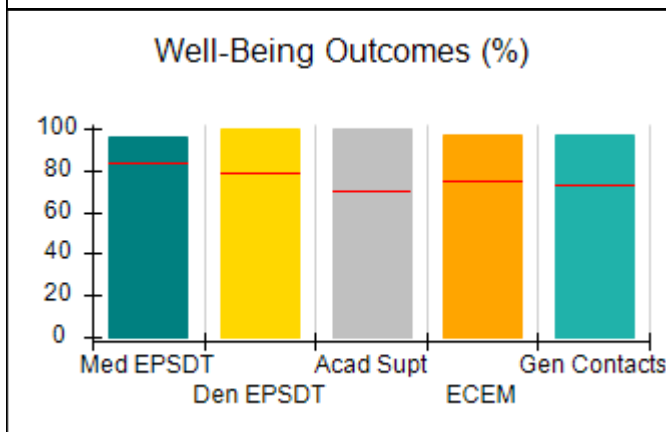
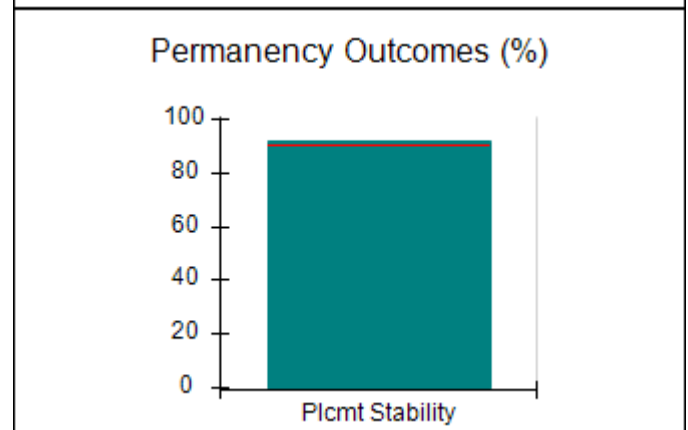
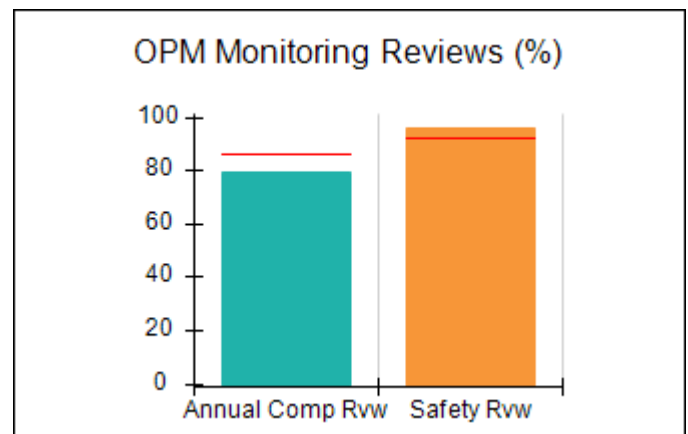
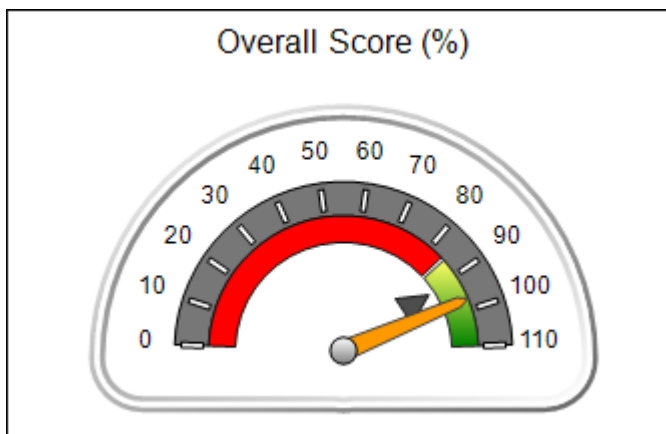
DHS, DFCS, Office of Provider Management
Performance-Based Placement Measures
RBWO Provider GA+SCORECARD - CPA



Report Quarter: Q1 FY2019

Provider/Program Name: Care4All Children Services, Inc. - Lawrenceville (5147) - CPA			
1174 McKendree Church Rd , Lawrenceville, GA 30043	Quarterly Scores (Grades)		Current Quarter Score (Grade)
Phone: 678-719-9677	Q1: 97.07 (A+)	Q2: N/A	97.07% (A+)
Vendor ID# 115381	Q3: N/A	Q4: N/A	
# New Foster Homes During Quarter: 1	# Children in Care During Quarter: 66	# Placements During Quarter: 66	# Children in Care On Last Day: 48
Quarterly Provider Comparisons to All CPAs			

▼ — indicates average for all CPAs





DHS, DFCS, Office of Provider Management
Performance-Based Placement Measures
RBWO Provider GA+SCORECARD - CPA



Report Quarter: Q1 FY2019

Provider/Program Name: Care4All Children Services, Inc. - Lawrenceville (5147) - CPA				
1174 McKendree Church Rd , Lawrenceville, GA 30043	Quarterly Scores (Grades)		Current Quarter Score (Grade)	
Phone: 678-719-9677	Q1: 97.07 (A+)	Q2: N/A	97.07% (A+)	
Vendor ID# 115381	Q3: N/A	Q4: N/A		
# New Foster Homes During Quarter: 1	# Children in Care During Quarter: 66	# Placements During Quarter: 66	# Children in Care On Last Day: 48	
	Avg Performance All CPAs (%)	Provider Performance (%)*	Possible Points (Weight)	Provider Points Earned
OPM Monitoring Reviews				
Annual Comprehensive Reviews	86%	79%	25	19.76
Safety Reviews	92%	96%	15	14.44
Monitoring Sub-Total			40	34.19
CPA Safety Outcomes				
Incidence of Maltreatment	0.00%	No Substantiated Reports	10	10.00
Staff Training	92%	100%	5	5.00
Staff Safety Checks	86%	100%	5	5.00
Safety Sub-Total			20	20.00
CPA Permanency Outcomes				
Placement Stability	91%	92%	15	13.80
Permanency Sub-Total			15	13.80
CPA Well-Being Outcomes				
EPSDT Medical Visits	83%	96%	4	3.84
EPSDT Dental Visits	78%	100%	4	4.00
Academic Supports	70%	100%	3	3.00
Provider ECEM Visits	75%	97%	7	6.79
Provider General Contacts	73%	97%	7	6.79
Placements with Siblings	65%	73%	Not Scored	Not Scored
Placements within Legal County	19%	50%	Not Scored	Not Scored
Well-Being Sub-Total			25	24.42

*Performance calculation descriptions can be found in the FY 2019 RBWO PBP Measurements and Standards Guide.

Monitoring & Outcomes: Possible Points = 100	Points Earned: 92.41
Score Before Incentives Credit	92.41%
Incentives Awarded	8.00 pts
PBP Verification	-3.34 pts
Total Score	97.07%



DHS, DFCS, Office of Provider Management
Performance-Based Placement Measures
RBWO Provider GA+SCORECARD - CPA



Report Quarter: Q1 FY2019

Provider/Program Name: Care4All Children Services, Inc. - Lawrenceville (5147) - CPA

# New Foster Homes During Quarter: 1		# Children in Care During Quarter: 66	# Placements During Quarter: 66	# Children in Care On Last Day: 48
CPA Incentive Credits	Avg Performance All CPAs (%)	Provider Performance (%)*	Possible Points (Weight)	Provider Points Earned
Early EPSDT Medical Visits		100%	2	2.00
Early EPSDT Dental Visits		100%	2	2.00
Permanency Contacts		None Planned	5	
Additional Academic Supports		100%	2	2.00
HS Grad/GED/Prof or Trade Certificate/College		N/A	10/5/5/1	
EYSS Agreement		Not Eligible	5	
Community Connections		0%	4	0.00
Foster Hm Retention Rate (threshold = 90)		91%	2	2.00
Foster Hm Recruitment (threshold = 100)		0%	2	0.00
Active Agency Accreditation		0%	4	0.00
Staff Clinical Licensure		0%	5	0.00
Incentives Total	5.38			8.00
Maximum total combined incentive credit allowed is 10 points.			Incentives Awarded	8.00
*Performance calculation descriptions can be found in the FY 2019 RBWO PBP Measurements and Standards Guide.				

Child Protective Services Investigations and Dispositions

The following investigations data, which is not used for scoring but is considered significant to a provider's performance, is from Georgia SHINES and is not considered final or complete until the end of the fiscal year.

Total Reports:	4
Number Screened In:	1
Number Screened Out:	3
Number Substantiated:	0
Number Unsubstantiated:	0
Number Active CPS Investigations:	1



DHS, DFCS, Office of Provider Management
Performance-Based Placement Measures
RBWO Provider GA+SCORECARD - CPA
Report Quarter: Q1 FY2019



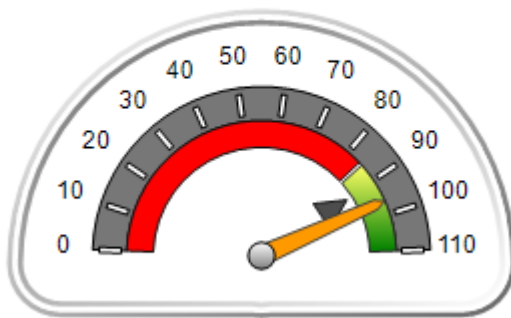
Provider/Program Name: Centerstone of Tennessee - (5203) - CPA

206 West Hawthorne Street, Dalton, GA 30720	Quarterly Scores (Grades)		Current Quarter Score (Grade)
Phone: 706-618-7784	Q1: 96.27 (A)	Q2: N/A	96.27% (A)
Vendor ID# 132186	Q3: N/A	Q4: N/A	
# New Foster Homes During Quarter: 0	# Children in Care During Quarter: 8	# Placements During Quarter: 12	# Children in Care On Last Day: 8

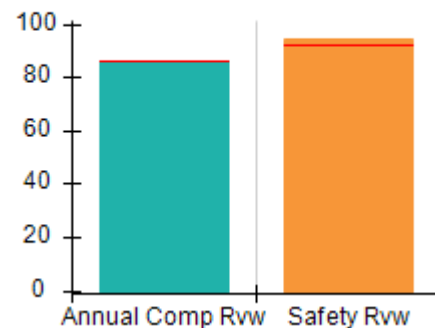
Quarterly Provider Comparisons to All CPAs

— indicates average for all CPAs

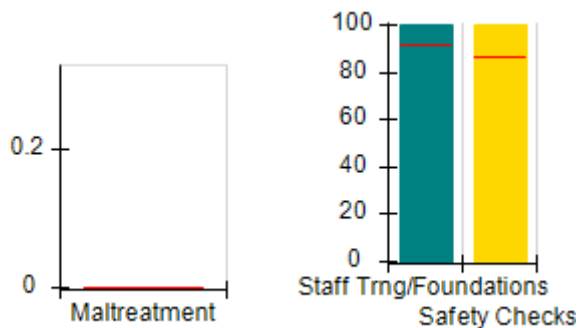
Overall Score (%)



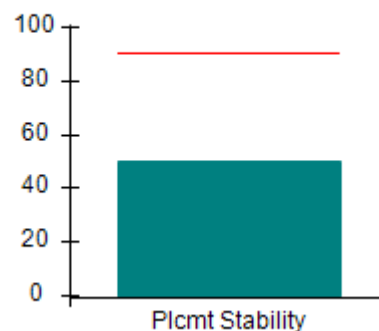
OPM Monitoring Reviews (%)



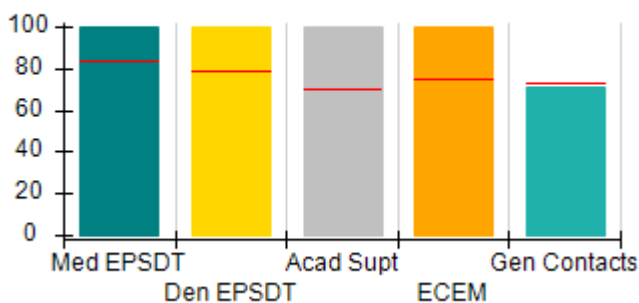
Safety Outcomes (%)



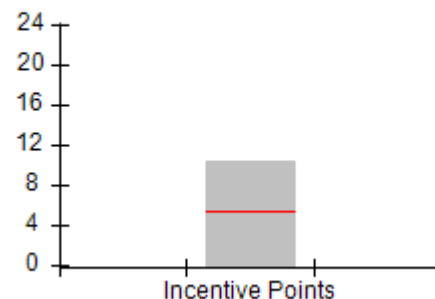
Permanency Outcomes (%)



Well-Being Outcomes (%)



Incentives Earned (Points)





DHS, DFCS, Office of Provider Management
Performance-Based Placement Measures
RBWO Provider GA+SCORECARD - CPA
 Report Quarter: Q1 FY2019



Provider/Program Name: Centerstone of Tennessee - (5203) - CPA

206 West Hawthorne Street, Dalton, GA 30720	Quarterly Scores (Grades)		Current Quarter Score (Grade)
Phone: 706-618-7784	Q1: 96.27 (A)	Q2: N/A	96.27% (A)
Vendor ID# 132186	Q3: N/A	Q4: N/A	

# New Foster Homes During Quarter: 0	# Children in Care During Quarter: 8	# Placements During Quarter: 12	# Children in Care On Last Day: 8
--------------------------------------	--------------------------------------	---------------------------------	-----------------------------------

	Avg Performance All CPAs (%)	Provider Performance (%)*	Possible Points (Weight)	Provider Points Earned
--	------------------------------	---------------------------	--------------------------	------------------------

OPM Monitoring Reviews

Annual Comprehensive Reviews	86%	86%	25	21.60
Safety Reviews	92%	95%	15	14.20
Monitoring Sub-Total			40	35.80

CPA Safety Outcomes

Incidence of Maltreatment	0.00%	No Substantiated Reports	10	10.00
Staff Training	92%	100%	5	5.00
Staff Safety Checks	86%	100%	5	5.00
Safety Sub-Total			20	20.00

CPA Permanency Outcomes

Placement Stability	91%	50%	15	7.50
Permanency Sub-Total			15	7.50

CPA Well-Being Outcomes

EPSDT Medical Visits	83%	100%	4	4.00
EPSDT Dental Visits	78%	100%	4	4.00
Academic Supports	70%	100%	3	3.00
Provider ECEM Visits	75%	100%	7	7.00
Provider General Contacts	73%	71%	7	4.97
Placements with Siblings	65%	50%	Not Scored	Not Scored
Placements within Legal County	19%	17%	Not Scored	Not Scored
Well-Being Sub-Total			25	22.97

*Performance calculation descriptions can be found in the FY 2019 RBWO PBP Measurements and Standards Guide.

Monitoring & Outcomes: Possible Points = 100	Points Earned: 86.27
Score Before Incentives Credit	86.27%
Incentives Awarded	10.00 pts
PBP Verification	N/A pts
Total Score	96.27%



DHS, DFCS, Office of Provider Management
Performance-Based Placement Measures
RBWO Provider GA+SCORECARD - CPA



Report Quarter: Q1 FY2019

Provider/Program Name: Centerstone of Tennessee - (5203) - CPA

# New Foster Homes During Quarter: 0		# Children in Care During Quarter: 8	# Placements During Quarter: 12	# Children in Care On Last Day: 8
CPA Incentive Credits	Avg Performance All CPAs (%)	Provider Performance (%)*	Possible Points (Weight)	Provider Points Earned
Early EPSDT Medical Visits		100%	2	2.00
Early EPSDT Dental Visits		100%	2	2.00
Permanency Contacts		None Planned	5	
Additional Academic Supports		17%	2	0.34
HS Grad/GED/Prof or Trade Certificate/College		N/A	10/5/5/1	
EYSS Agreement		Not Eligible	5	
Community Connections		0%	4	0.00
Foster Hm Retention Rate (threshold = 90)		100%	2	2.00
Foster Hm Recruitment (threshold = 100)		100%	2	2.00
Active Agency Accreditation		50%	4	2.00
Staff Clinical Licensure		0%	5	0.00
Incentives Total	5.38			10.34
Maximum total combined incentive credit allowed is 10 points.			Incentives Awarded	10.00

*Performance calculation descriptions can be found in the FY 2019 RBWO PBP Measurements and Standards Guide.

Child Protective Services Investigations and Dispositions

The following investigations data, which is not used for scoring but is considered significant to a provider's performance, is from Georgia SHINES and is not considered final or complete until the end of the fiscal year.

Total Reports:	0
Number Screened In:	0
Number Screened Out:	0
Number Substantiated:	0
Number Unsubstantiated:	0
Number Active CPS Investigations:	0



DHS, DFCS, Office of Provider Management

Performance-Based Placement Measures

RBWO Provider GA+SCORECARD - CPA



Report Quarter: Q1 FY2019

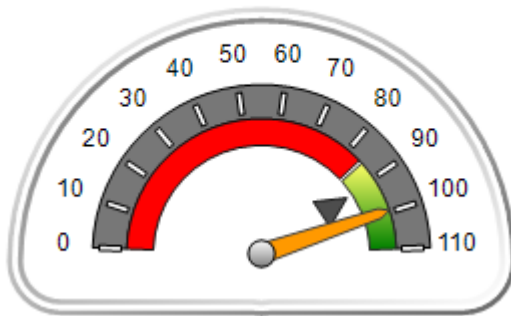
Provider/Program Name: Childkind, Inc - (583) - CPA

1990 Lakeside Parkway, Tucker, GA 30084	Quarterly Scores (Grades)		Current Quarter Score (Grade)
Phone: 404-248-1980	Q1: 99.55 (A+)	Q2: N/A	99.55% (A+)
Vendor ID# 35271	Q3: N/A	Q4: N/A	
# New Foster Homes During Quarter: 2	# Children in Care During Quarter: 68	# Placements During Quarter: 72	# Children in Care On Last Day: 59

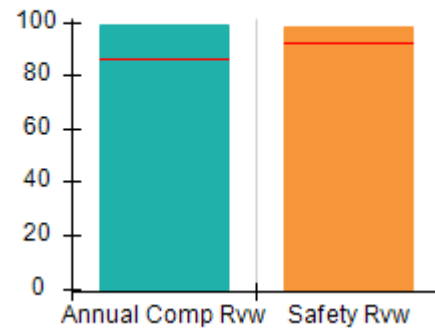
Quarterly Provider Comparisons to All CPAs

▼ — indicates average for all CPAs

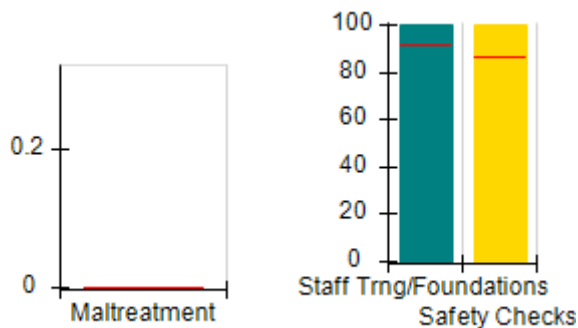
Overall Score (%)



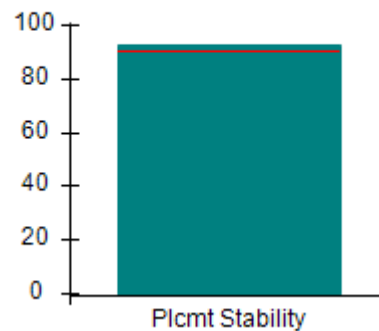
OPM Monitoring Reviews (%)



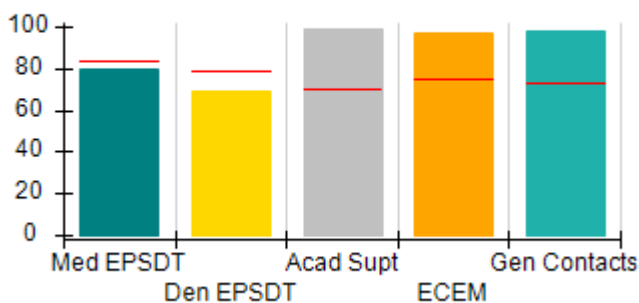
Safety Outcomes (%)



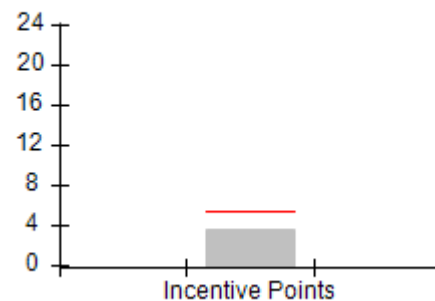
Permanency Outcomes (%)



Well-Being Outcomes (%)



Incentives Earned (Points)





DHS, DFCS, Office of Provider Management
Performance-Based Placement Measures
RBWO Provider GA+SCORECARD - CPA
 Report Quarter: Q1 FY2019



Provider/Program Name: Childkind, Inc - (583) - CPA				
1990 Lakeside Parkway, Tucker, GA 30084	Quarterly Scores (Grades)		Current Quarter Score (Grade)	
Phone: 404-248-1980	Q1: 99.55 (A+)	Q2: N/A	99.55% (A+)	
Vendor ID# 35271	Q3: N/A	Q4: N/A		
# New Foster Homes During Quarter: 2	# Children in Care During Quarter: 68	# Placements During Quarter: 72	# Children in Care On Last Day: 59	
	Avg Performance All CPAs (%)	Provider Performance (%)*	Possible Points (Weight)	Provider Points Earned
OPM Monitoring Reviews				
Annual Comprehensive Reviews	86%	99%	25	24.75
Safety Reviews	92%	98%	15	14.75
Monitoring Sub-Total			40	39.50
CPA Safety Outcomes				
Incidence of Maltreatment	0.00%	No Substantiated Reports	10	10.00
Staff Training	92%	100%	5	5.00
Staff Safety Checks	86%	100%	5	5.00
Safety Sub-Total			20	20.00
CPA Permanency Outcomes				
Placement Stability	91%	93%	15	13.95
Permanency Sub-Total			15	13.95
CPA Well-Being Outcomes				
EPSDT Medical Visits	83%	80%	4	3.20
EPSDT Dental Visits	78%	69%	4	2.76
Academic Supports	70%	99%	3	2.97
Provider ECEM Visits	75%	97%	7	6.79
Provider General Contacts	73%	98%	7	6.86
Placements with Siblings	65%	67%	Not Scored	Not Scored
Placements within Legal County	19%	0%	Not Scored	Not Scored
Well-Being Sub-Total			25	22.58
*Performance calculation descriptions can be found in the FY 2019 RBWO PBP Measurements and Standards Guide.				
Monitoring & Outcomes: Possible Points = 100			Points Earned: 96.03	
Score Before Incentives Credit			96.03%	
Incentives Awarded			3.52 pts	
PBP Verification			N/A pts	
Total Score			99.55%	



DHS, DFCS, Office of Provider Management
Performance-Based Placement Measures
RBWO Provider GA+SCORECARD - CPA



Report Quarter: Q1 FY2019

Provider/Program Name: Childkind, Inc - (583) - CPA

# New Foster Homes During Quarter: 2		# Children in Care During Quarter: 68	# Placements During Quarter: 72	# Children in Care On Last Day: 59
CPA Incentive Credits	Avg Performance All CPAs (%)	Provider Performance (%)*	Possible Points (Weight)	Provider Points Earned
Early EPSDT Medical Visits		56%	2	1.12
Early EPSDT Dental Visits		20%	2	0.40
Permanency Contacts		None Planned	5	
Additional Academic Supports		0%	2	0.00
HS Grad/GED/Prof or Trade Certificate/College		N/A	10/5/5/1	
EYSS Agreement		Not Eligible	5	
Community Connections		0%	4	0.00
Foster Hm Retention Rate (threshold = 90)		84%	2	0.00
Foster Hm Recruitment (threshold = 100)		25%	2	0.00
Active Agency Accreditation		50%	4	2.00
Staff Clinical Licensure		0%	5	0.00
Incentives Total	5.38			3.52
Maximum total combined incentive credit allowed is 10 points.			Incentives Awarded	3.52

*Performance calculation descriptions can be found in the FY 2019 RBWO PBP Measurements and Standards Guide.

Child Protective Services Investigations and Dispositions

The following investigations data, which is not used for scoring but is considered significant to a provider's performance, is from Georgia SHINES and is not considered final or complete until the end of the fiscal year.

Total Reports:	3
Number Screened In:	3
Number Screened Out:	0
Number Substantiated:	0
Number Unsubstantiated:	1
Number Active CPS Investigations:	2



DHS, DFCS, Office of Provider Management
Performance-Based Placement Measures
RBWO Provider GA+SCORECARD - CPA
Report Quarter: Q1 FY2019



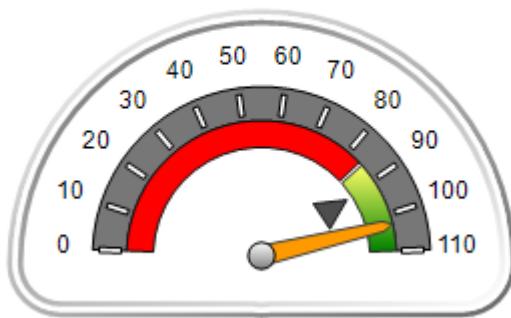
Provider/Program Name: Choices for Life Of GA - Valdosta (943) - CPA

2200 North Patterson, Valdosta, GA 31602	Quarterly Scores (Grades)		Current Quarter Score (Grade)
Phone: 229 244-1707	Q1: 102.81 (A+)	Q2: N/A	102.81% (A+)
Vendor ID# 35275	Q3: N/A	Q4: N/A	
# New Foster Homes During Quarter: 0	# Children in Care During Quarter: 44	# Placements During Quarter: 48	# Children in Care On Last Day: 35

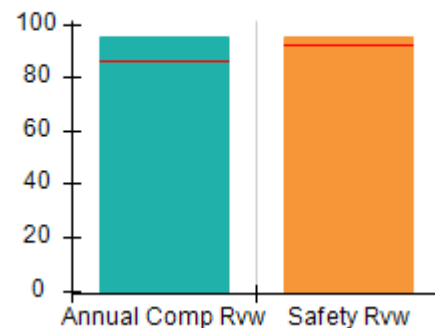
Quarterly Provider Comparisons to All CPAs

▼ — indicates average for all CPAs

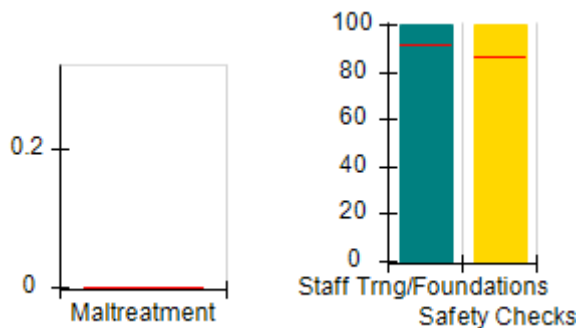
Overall Score (%)



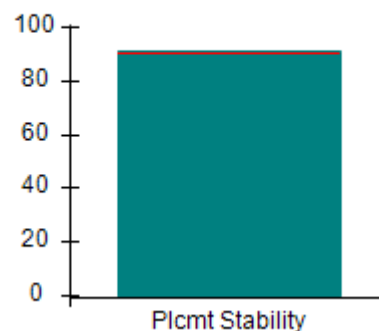
OPM Monitoring Reviews (%)



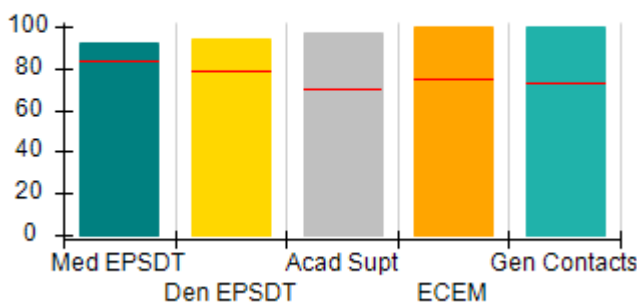
Safety Outcomes (%)



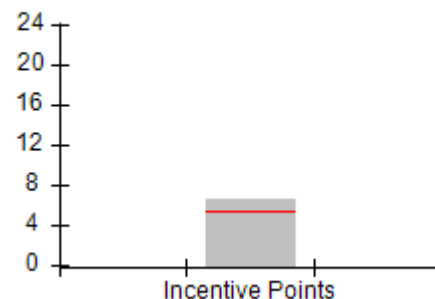
Permanency Outcomes (%)



Well-Being Outcomes (%)



Incentives Earned (Points)





DHS, DFCS, Office of Provider Management
Performance-Based Placement Measures
RBWO Provider GA+SCORECARD - CPA



Report Quarter: Q1 FY2019

Provider/Program Name: Choices for Life Of GA - Valdosta (943) - CPA				
2200 North Patterson, Valdosta, GA 31602	Quarterly Scores (Grades)			Current Quarter Score (Grade)
Phone: 229 244-1707	Q1: 102.81 (A+)	Q2: N/A	102.81% (A+)	
Vendor ID# 35275	Q3: N/A	Q4: N/A		
# New Foster Homes During Quarter: 0	# Children in Care During Quarter: 44	# Placements During Quarter: 48	# Children in Care On Last Day: 35	
	Avg Performance All CPAs (%)	Provider Performance (%)*	Possible Points (Weight)	Provider Points Earned
OPM Monitoring Reviews				
Annual Comprehensive Reviews	86%	95%	25	23.87
Safety Reviews	92%	95%	15	14.31
Monitoring Sub-Total			40	38.17
CPA Safety Outcomes				
Incidence of Maltreatment	0.00%	No Substantiated Reports	10	10.00
Staff Training	92%	100%	5	5.00
Staff Safety Checks	86%	100%	5	5.00
Safety Sub-Total			20	20.00
CPA Permanency Outcomes				
Placement Stability	91%	91%	15	13.65
Permanency Sub-Total			15	13.65
CPA Well-Being Outcomes				
EPSDT Medical Visits	83%	92%	4	3.68
EPSDT Dental Visits	78%	94%	4	3.76
Academic Supports	70%	97%	3	2.91
Provider ECEM Visits	75%	100%	7	7.00
Provider General Contacts	73%	100%	7	7.00
Placements with Siblings	65%	28%	Not Scored	Not Scored
Placements within Legal County	19%	7%	Not Scored	Not Scored
Well-Being Sub-Total			25	24.35

*Performance calculation descriptions can be found in the FY 2019 RBWO PBP Measurements and Standards Guide.

Monitoring & Outcomes: Possible Points = 100	Points Earned: 96.17
Score Before Incentives Credit	96.17%
Incentives Awarded	6.64 pts
PBP Verification	N/A pts
Total Score	102.81%



DHS, DFCS, Office of Provider Management
Performance-Based Placement Measures
RBWO Provider GA+SCORECARD - CPA
Report Quarter: Q1 FY2019



Provider/Program Name: Choices for Life Of GA - Valdosta (943) - CPA

# New Foster Homes During Quarter: 0		# Children in Care During Quarter: 44	# Placements During Quarter: 48	# Children in Care On Last Day: 35
CPA Incentive Credits	Avg Performance All CPAs (%)	Provider Performance (%)*	Possible Points (Weight)	Provider Points Earned
Early EPSDT Medical Visits		100%	2	2.00
Early EPSDT Dental Visits		67%	2	1.34
Permanency Contacts		None Planned	5	
Additional Academic Supports		40%	2	0.80
HS Grad/GED/Prof or Trade Certificate/College		N/A	10/5/5/1	
EYSS Agreement		Not Eligible	5	
Community Connections		0%	4	0.00
Foster Hm Retention Rate (threshold = 90)		89%	2	0.00
Foster Hm Recruitment (threshold = 100)		0%	2	0.00
Active Agency Accreditation		50%	4	2.00
Staff Clinical Licensure		10%	5	0.50
Incentives Total	5.38			6.64
Maximum total combined incentive credit allowed is 10 points.			Incentives Awarded	6.64
*Performance calculation descriptions can be found in the FY 2019 RBWO PBP Measurements and Standards Guide.				

Child Protective Services Investigations and Dispositions

The following investigations data, which is not used for scoring but is considered significant to a provider's performance, is from Georgia SHINES and is not considered final or complete until the end of the fiscal year.

Total Reports:	0	
Number Screened In:	0	
Number Screened Out:	0	
Number Substantiated:	0	
Number Unsubstantiated:	0	
Number Active CPS Investigations:	0	



DHS, DFCS, Office of Provider Management
Performance-Based Placement Measures
RBWO Provider GA+SCORECARD - CPA



Report Quarter: Q1 FY2019

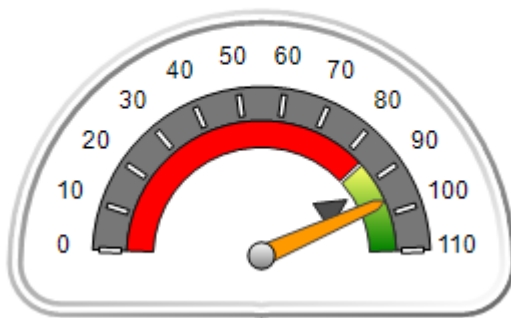
Provider/Program Name: CHRIS 180 Inc. - (5335) - CPA

1017 Fayetteville Rd, Atlanta, GA 30316	Quarterly Scores (Grades)		Current Quarter Score (Grade)
Phone: 404-564-3402	Q1: 96.35 (A)	Q2: N/A	96.35% (A)
Vendor ID# 157648	Q3: N/A	Q4: N/A	
# New Foster Homes During Quarter: 5	# Children in Care During Quarter: 17	# Placements During Quarter: 19	# Children in Care On Last Day: 13

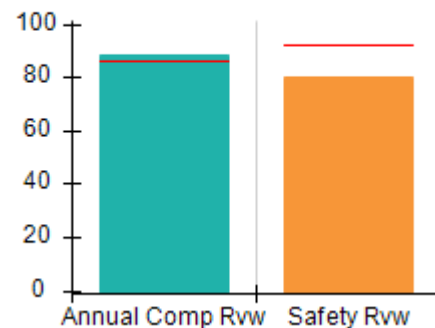
Quarterly Provider Comparisons to All CPAs

— indicates average for all CPAs

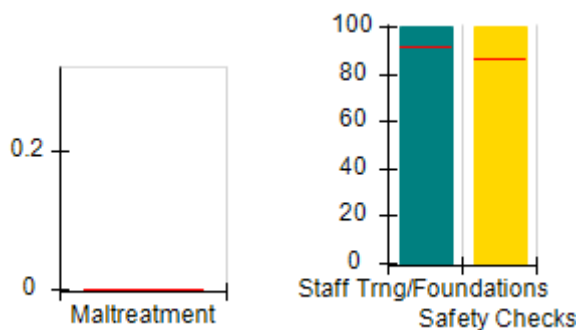
Overall Score (%)



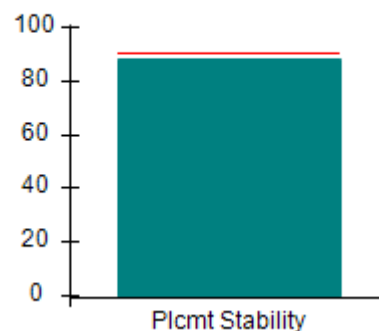
OPM Monitoring Reviews (%)



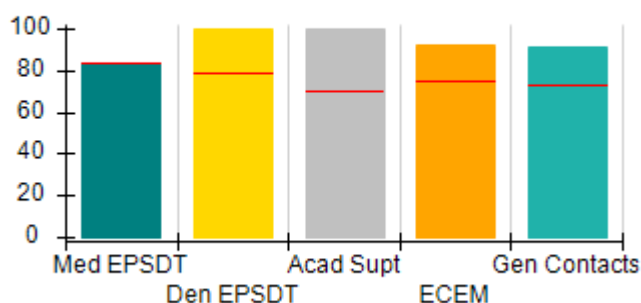
Safety Outcomes (%)



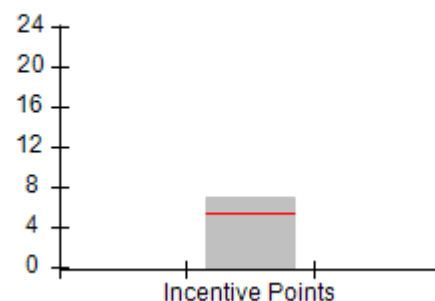
Permanency Outcomes (%)



Well-Being Outcomes (%)



Incentives Earned (Points)





DHS, DFCS, Office of Provider Management
Performance-Based Placement Measures
RBWO Provider GA+SCORECARD - CPA



Report Quarter: Q1 FY2019

Provider/Program Name: CHRIS 180 Inc. - (5335) - CPA				
1017 Fayetteville Rd, Atlanta, GA 30316	Quarterly Scores (Grades)			Current Quarter Score (Grade)
Phone: 404-564-3402	Q1: 96.35 (A)	Q2: N/A	96.35% (A)	
Vendor ID# 157648	Q3: N/A	Q4: N/A		
# New Foster Homes During Quarter: 5	# Children in Care During Quarter: 17	# Placements During Quarter: 19	# Children in Care On Last Day: 13	
	Avg Performance All CPAs (%)	Provider Performance (%)*	Possible Points (Weight)	Provider Points Earned
OPM Monitoring Reviews				
Annual Comprehensive Reviews	86%	88%	25	22.02
Safety Reviews	92%	80%	15	12.00
Monitoring Sub-Total			40	34.02
CPA Safety Outcomes				
Incidence of Maltreatment	0.00%	No Substantiated Reports	10	10.00
Staff Training	92%	100%	5	5.00
Staff Safety Checks	86%	100%	5	5.00
Safety Sub-Total			20	20.00
CPA Permanency Outcomes				
Placement Stability	91%	88%	15	13.20
Permanency Sub-Total			15	13.20
CPA Well-Being Outcomes				
EPSDT Medical Visits	83%	83%	4	3.32
EPSDT Dental Visits	78%	100%	4	4.00
Academic Supports	70%	100%	3	3.00
Provider ECEM Visits	75%	92%	7	6.44
Provider General Contacts	73%	91%	7	6.37
Placements with Siblings	65%	94%	Not Scored	Not Scored
Placements within Legal County	19%	40%	Not Scored	Not Scored
Well-Being Sub-Total			25	23.13

*Performance calculation descriptions can be found in the FY 2019 RBWO PBP Measurements and Standards Guide.

Monitoring & Outcomes: Possible Points = 100	Points Earned: 90.35
Score Before Incentives Credit	90.35%
Incentives Awarded	7.00 pts
PBP Verification	-1.00 pts
Total Score	96.35%



DHS, DFCS, Office of Provider Management
Performance-Based Placement Measures
RBWO Provider GA+SCORECARD - CPA



Report Quarter: Q1 FY2019

Provider/Program Name: CHRIS 180 Inc. - (5335) - CPA

# New Foster Homes During Quarter: 5		# Children in Care During Quarter: 17	# Placements During Quarter: 19	# Children in Care On Last Day: 13
CPA Incentive Credits	Avg Performance All CPAs (%)	Provider Performance (%)*	Possible Points (Weight)	Provider Points Earned
Early EPSDT Medical Visits		0%	2	0.00
Early EPSDT Dental Visits		0%	2	0.00
Permanency Contacts		None Planned	5	
Additional Academic Supports		100%	2	2.00
HS Grad/GED/Prof or Trade Certificate/College		N/A	10/5/5/1	
EYSS Agreement		Not Eligible	5	
Community Connections		0%	4	0.00
Foster Hm Retention Rate (threshold = 90)		86%	2	0.00
Foster Hm Recruitment (threshold = 100)		300%	2	2.00
Active Agency Accreditation		50%	4	2.00
Staff Clinical Licensure		20%	5	1.00
Incentives Total	5.38			7.00
Maximum total combined incentive credit allowed is 10 points.			Incentives Awarded	7.00

*Performance calculation descriptions can be found in the FY 2019 RBWO PBP Measurements and Standards Guide.

Child Protective Services Investigations and Dispositions

The following investigations data, which is not used for scoring but is considered significant to a provider's performance, is from Georgia SHINES and is not considered final or complete until the end of the fiscal year.

Total Reports:	0	
Number Screened In:	0	
Number Screened Out:	0	
Number Substantiated:	0	
Number Unsubstantiated:	0	
Number Active CPS Investigations:	0	



DHS, DFCS, Office of Provider Management
Performance-Based Placement Measures
RBWO Provider GA+SCORECARD - CPA



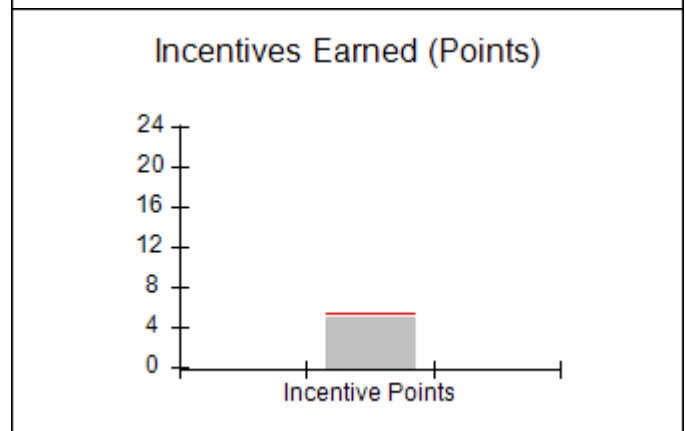
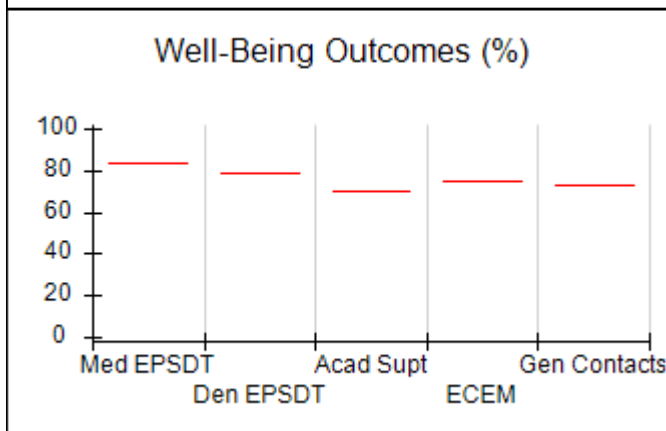
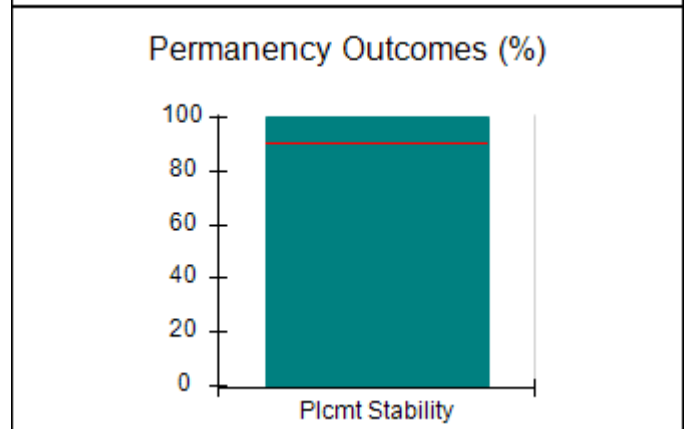
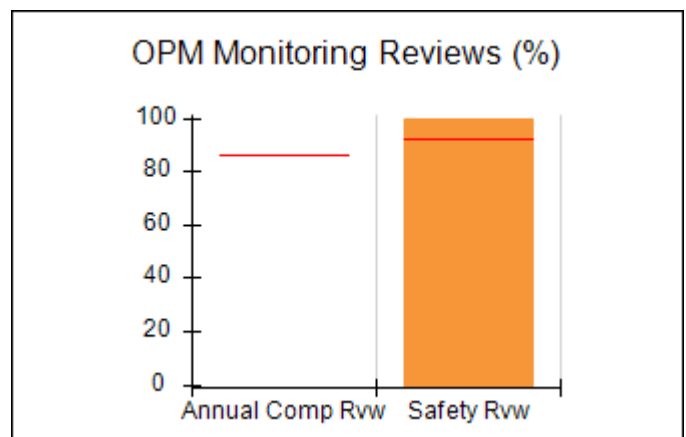
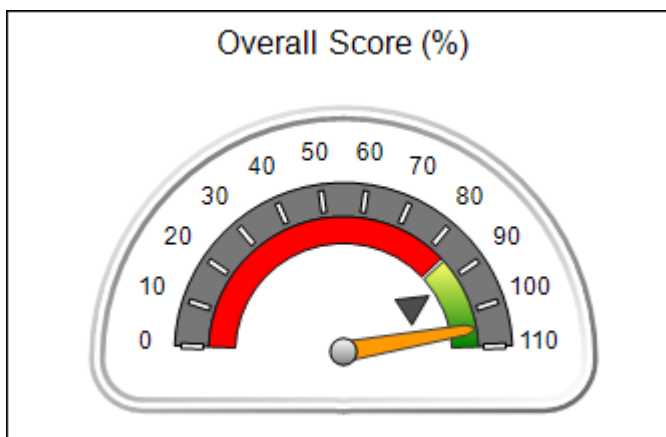
Report Quarter: Q1 FY2019

Provider/Program Name: CHRIS 180 Inc. - DBA: Gateway Lithonia (5236) - CPA

5210 Lost Dutchman, Lithonia, GA 30038	Quarterly Scores (Grades)		Current Quarter Score (Grade)
Phone: 404-564-3402	Q1: 105.00 (A+)	Q2: N/A	105.00% (A+)
Vendor ID# 85446	Q3: N/A	Q4: N/A	
# New Foster Homes During Quarter: 1	# Children in Care During Quarter: 2	# Placements During Quarter: 2	# Children in Care On Last Day: 2

Quarterly Provider Comparisons to All CPAs

▼ — indicates average for all CPAs





Performance-Based Placement Measures

RBWO Provider GA+SCORECARD - CPA

Report Quarter: Q1 FY2019

Provider/Program Name: CHRIS 180 Inc. - DBA: Gateway Lithonia (5236) - CPA				
5210 Lost Dutchman, Lithonia, GA 30038	Quarterly Scores (Grades)		Current Quarter Score (Grade)	
Phone: 404-564-3402	Q1: 105.00 (A+)	Q2: N/A	105.00% (A+)	
Vendor ID# 85446	Q3: N/A	Q4: N/A		
# New Foster Homes During Quarter: 1	# Children in Care During Quarter: 2	# Placements During Quarter: 2	# Children in Care On Last Day: 2	
	Avg Performance All CPAs (%)	Provider Performance (%)*	Possible Points (Weight)	Provider Points Earned
OPM Monitoring Reviews				
Annual Comprehensive Reviews	86%	Not Yet Conducted		
Safety Reviews	92%	100%	15	15.00
Monitoring Sub-Total			15	15.00
CPA Safety Outcomes				
Incidence of Maltreatment	0.00%	No Substantiated Reports	10	10.00
Staff Training	92%	100%	5	5.00
Staff Safety Checks	86%	100%	5	5.00
Safety Sub-Total			20	20.00
CPA Permanency Outcomes				
Placement Stability	91%	100%	15	15.00
Permanency Sub-Total			15	15.00
CPA Well-Being Outcomes				
EPSDT Medical Visits	83%	Not Eligible		
EPSDT Dental Visits	78%	Not Eligible		
Academic Supports	70%	Not Eligible		
Provider ECEM Visits	75%	Not Eligible		
Provider General Contacts	73%	Not Eligible		
Placements with Siblings	65%	100%	Not Scored	Not Scored
Placements within Legal County	19%	0%	Not Scored	Not Scored
Well-Being Sub-Total			N/A	
*Performance calculation descriptions can be found in the FY 2019 RBWO PBP Measurements and Standards Guide.				
Monitoring & Outcomes: Possible Points = 50			Points Earned: 50.00	
Score Before Incentives Credit			100.00%	
Incentives Awarded			5.00 pts	
PBP Verification			N/A pts	
Total Score			105.00%	



DHS, DFCS, Office of Provider Management
Performance-Based Placement Measures
RBWO Provider GA+SCORECARD - CPA



Report Quarter: Q1 FY2019

Provider/Program Name: CHRIS 180 Inc. - DBA: Gateway Lithonia (5236) - CPA

# New Foster Homes During Quarter: 1		# Children in Care During Quarter: 2	# Placements During Quarter: 2	# Children in Care On Last Day: 2
CPA Incentive Credits	Avg Performance All CPAs (%)	Provider Performance (%)*	Possible Points (Weight)	Provider Points Earned
Early EPSDT Medical Visits		Not Eligible	2	
Early EPSDT Dental Visits		Not Eligible	2	
Permanency Contacts		None Planned	5	
Additional Academic Supports		Not Eligible	2	
HS Grad/GED/Prof or Trade Certificate/College		N/A	10/5/5/1	
EYSS Agreement		Not Eligible	5	
Community Connections		Not Eligible	4	
Foster Hm Retention Rate (threshold = 90)		Not Eligible	2	0.00
Foster Hm Recruitment (threshold = 100)		100%	2	2.00
Active Agency Accreditation		50%	4	2.00
Staff Clinical Licensure		20%	5	1.00
Incentives Total	5.38			5.00
Maximum total combined incentive credit allowed is 10 points.			Incentives Awarded	5.00

*Performance calculation descriptions can be found in the FY 2019 RBWO PBP Measurements and Standards Guide.

Child Protective Services Investigations and Dispositions

The following investigations data, which is not used for scoring but is considered significant to a provider's performance, is from Georgia SHINES and is not considered final or complete until the end of the fiscal year.

Total Reports:	0	
Number Screened In:	0	
Number Screened Out:	0	
Number Substantiated:	0	
Number Unsubstantiated:	0	
Number Active CPS Investigations:	0	



DHS, DFCS, Office of Provider Management
Performance-Based Placement Measures
RBWO Provider GA+SCORECARD - CPA



Report Quarter: Q1 FY2019

Provider/Program Name: CHRIS 180 Inc. - DBA: Gateway Snellville (5166) - CPA			
386 Lenora Church Rd, Atlanta, GA 30309	Quarterly Scores (Grades)		Current Quarter Score (Grade)
Phone: 404-564-3402	Q1: 103.93 (A+)	Q2: N/A	103.93% (A+)
Vendor ID# 117441	Q3: N/A	Q4: N/A	
# New Foster Homes During Quarter: 0	# Children in Care During Quarter: 0	# Placements During Quarter: 0	# Children in Care On Last Day: 0
Quarterly Provider Comparisons to All CPAs			

▼ — indicates average for all CPAs





DHS, DFCS, Office of Provider Management
Performance-Based Placement Measures
RBWO Provider GA+SCORECARD - CPA



Report Quarter: Q1 FY2019

Provider/Program Name: CHRIS 180 Inc. - DBA: Gateway Snellville (5166) - CPA				
386 Lenora Church Rd, Atlanta, GA 30309	Quarterly Scores (Grades)		Current Quarter Score (Grade)	
Phone: 404-564-3402	Q1: 103.93 (A+)	Q2: N/A	103.93% (A+)	
Vendor ID# 117441	Q3: N/A	Q4: N/A		
# New Foster Homes During Quarter: 0	# Children in Care During Quarter: 0	# Placements During Quarter: 0	# Children in Care On Last Day: 0	
	Avg Performance All CPAs (%)	Provider Performance (%)*	Possible Points (Weight)	Provider Points Earned
OPM Monitoring Reviews				
Annual Comprehensive Reviews	86%	Not Yet Conducted		
Safety Reviews	92%	98%	15	14.63
Monitoring Sub-Total			15	14.63
CPA Safety Outcomes				
Incidence of Maltreatment	0.00%	Not Eligible		
Staff Training	92%	100%	10	10.00
Staff Safety Checks	86%	100%	10	10.00
Safety Sub-Total			20	20.00
CPA Permanency Outcomes				
Placement Stability	91%	Not Eligible		
Permanency Sub-Total			N/A	
CPA Well-Being Outcomes				
EPSDT Medical Visits	83%	Not Eligible		
EPSDT Dental Visits	78%	Not Eligible		
Academic Supports	70%	Not Eligible		
Provider ECEM Visits	75%	Not Eligible		
Provider General Contacts	73%	Not Eligible		
Placements with Siblings	65%	Not Eligible	Not Scored	Not Scored
Placements within Legal County	19%	Not Eligible	Not Scored	Not Scored
Well-Being Sub-Total			N/A	
*Performance calculation descriptions can be found in the FY 2019 RBWO PBP Measurements and Standards Guide.				

Monitoring & Outcomes: Possible Points = 35	Points Earned: 34.63
Score Before Incentives Credit	98.93%
Incentives Awarded	5.00 pts
PBP Verification	N/A pts
Total Score	103.93%



DHS, DFCS, Office of Provider Management
Performance-Based Placement Measures
RBWO Provider GA+SCORECARD - CPA



Report Quarter: Q1 FY2019

Provider/Program Name: CHRIS 180 Inc. - DBA: Gateway Snellville (5166) - CPA

# New Foster Homes During Quarter: 0		# Children in Care During Quarter: 0	# Placements During Quarter: 0	# Children in Care On Last Day: 0
CPA Incentive Credits	Avg Performance All CPAs (%)	Provider Performance (%)*	Possible Points (Weight)	Provider Points Earned
Early EPSDT Medical Visits		Not Eligible	2	
Early EPSDT Dental Visits		Not Eligible	2	
Permanency Contacts		None Planned	5	
Additional Academic Supports		Not Eligible	2	
HS Grad/GED/Prof or Trade Certificate/College		N/A	10/5/5/1	
EYSS Agreement		Not Eligible	5	
Community Connections		Not Eligible	4	
Foster Hm Retention Rate (threshold = 90)		100%	2	2.00
Foster Hm Recruitment (threshold = 100)		0%	2	0.00
Active Agency Accreditation		50%	4	2.00
Staff Clinical Licensure		20%	5	1.00
Incentives Total	5.38			5.00
Maximum total combined incentive credit allowed is 10 points.			Incentives Awarded	5.00

*Performance calculation descriptions can be found in the FY 2019 RBWO PBP Measurements and Standards Guide.

Child Protective Services Investigations and Dispositions

The following investigations data, which is not used for scoring but is considered significant to a provider's performance, is from Georgia SHINES and is not considered final or complete until the end of the fiscal year.

Total Reports:	0	
Number Screened In:	0	
Number Screened Out:	0	
Number Substantiated:	0	
Number Unsubstantiated:	0	
Number Active CPS Investigations:	0	



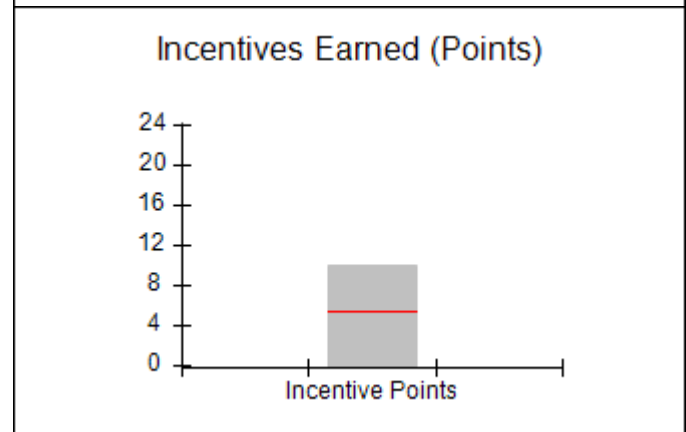
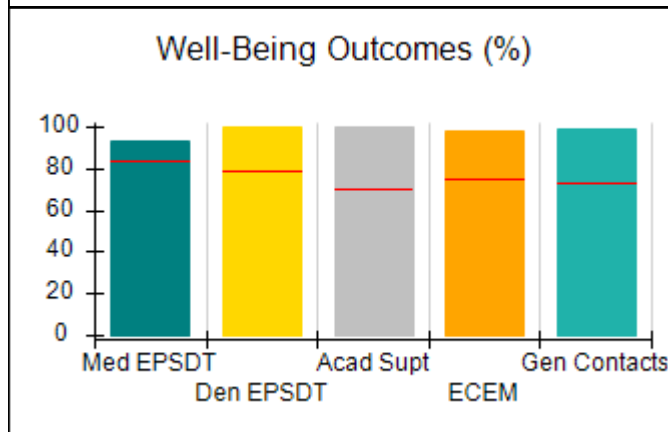
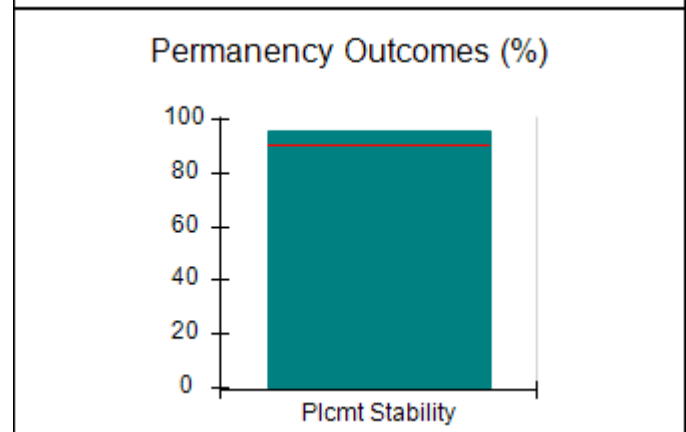
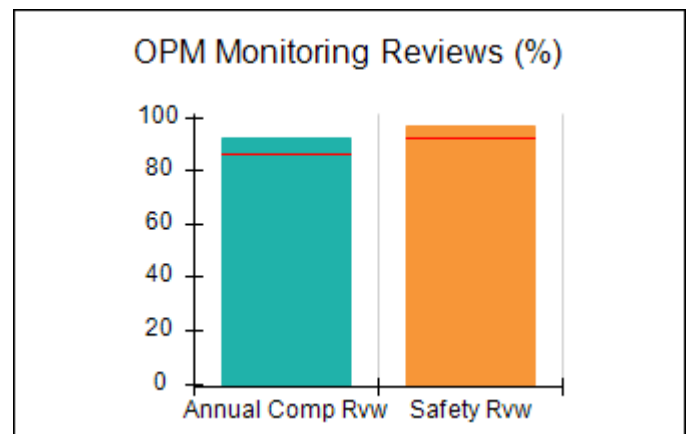
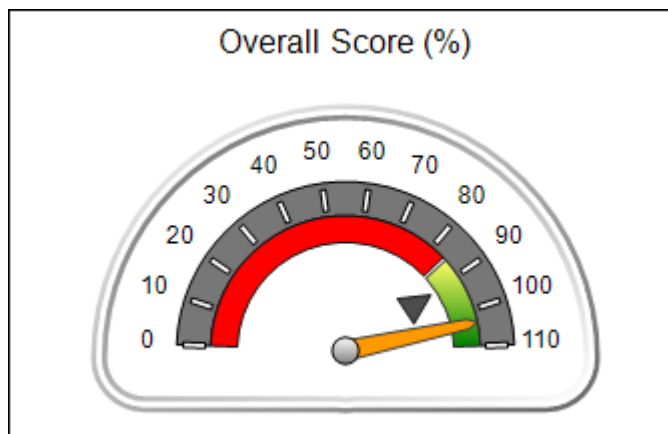
DHS, DFCS, Office of Provider Management
Performance-Based Placement Measures
RBWO Provider GA+SCORECARD - CPA



Report Quarter: Q1 FY2019

Provider/Program Name: Community Connections - (586) - CPA			
2300 West Park Place Blvd., Stone Mountain, GA 30087	Quarterly Scores (Grades)		Current Quarter Score (Grade)
Phone: 770-465-9644	Q1: 103.63 (A+)	Q2: N/A	103.63% (A+)
Vendor ID# 35292	Q3: N/A	Q4: N/A	
# New Foster Homes During Quarter: 4	# Children in Care During Quarter: 70	# Placements During Quarter: 73	# Children in Care On Last Day: 59
Quarterly Provider Comparisons to All CPAs			

▼ — indicates average for all CPAs





DHS, DFCS, Office of Provider Management
Performance-Based Placement Measures
RBWO Provider GA+SCORECARD - CPA



Report Quarter: Q1 FY2019

Provider/Program Name: Community Connections - (586) - CPA				
2300 West Park Place Blvd., Stone Mountain, GA 30087		Quarterly Scores (Grades)		Current Quarter Score (Grade)
Phone: 770-465-9644		Q1: 103.63 (A+)	Q2: N/A	103.63% (A+)
Vendor ID# 35292		Q3: N/A	Q4: N/A	
# New Foster Homes During Quarter: 4		# Children in Care During Quarter: 70	# Placements During Quarter: 73	# Children in Care On Last Day: 59
	Avg Performance All CPAs (%)	Provider Performance (%)*	Possible Points (Weight)	Provider Points Earned
OPM Monitoring Reviews				
Annual Comprehensive Reviews	86%	92%	25	23.12
Safety Reviews	92%	97%	15	14.50
Monitoring Sub-Total			40	37.62
CPA Safety Outcomes				
Incidence of Maltreatment	0.00%	No Substantiated Reports	10	10.00
Staff Training	92%	100%	5	5.00
Staff Safety Checks	86%	100%	5	5.00
Safety Sub-Total			20	20.00
CPA Permanency Outcomes				
Placement Stability	91%	96%	15	14.40
Permanency Sub-Total			15	14.40
CPA Well-Being Outcomes				
EPSDT Medical Visits	83%	93%	4	3.72
EPSDT Dental Visits	78%	100%	4	4.00
Academic Supports	70%	100%	3	3.00
Provider ECEM Visits	75%	98%	7	6.86
Provider General Contacts	73%	99%	7	6.93
Placements with Siblings	65%	60%	Not Scored	Not Scored
Placements within Legal County	19%	13%	Not Scored	Not Scored
Well-Being Sub-Total			25	24.51

*Performance calculation descriptions can be found in the FY 2019 RBWO PBP Measurements and Standards Guide.

Monitoring & Outcomes: Possible Points = 100	Points Earned: 96.53
Score Before Incentives Credit	96.53%
Incentives Awarded	10.00 pts
PBP Verification	-2.90 pts
Total Score	103.63%



DHS, DFCS, Office of Provider Management
Performance-Based Placement Measures
RBWO Provider GA+SCORECARD - CPA
Report Quarter: Q1 FY2019



Provider/Program Name: Community Connections - (586) - CPA

# New Foster Homes During Quarter: 4		# Children in Care During Quarter: 70	# Placements During Quarter: 73	# Children in Care On Last Day: 59
CPA Incentive Credits	Avg Performance All CPAs (%)	Provider Performance (%)*	Possible Points (Weight)	Provider Points Earned
Early EPSDT Medical Visits		100%	2	2.00
Early EPSDT Dental Visits		100%	2	2.00
Permanency Contacts		None Planned	5	
Additional Academic Supports		0%	2	0.00
HS Grad/GED/Prof or Trade Certificate/College		N/A	10/5/5/1	
EYSS Agreement		0%	5	0.00
Community Connections		0%	4	0.00
Foster Hm Retention Rate (threshold = 90)		91%	2	2.00
Foster Hm Recruitment (threshold = 100)		100%	2	2.00
Active Agency Accreditation		0%	4	0.00
Staff Clinical Licensure		40%	5	2.00
Incentives Total	5.38			10.00
Maximum total combined incentive credit allowed is 10 points.			Incentives Awarded	10.00

*Performance calculation descriptions can be found in the FY 2019 RBWO PBP Measurements and Standards Guide.

Child Protective Services Investigations and Dispositions

The following investigations data, which is not used for scoring but is considered significant to a provider's performance, is from Georgia SHINES and is not considered final or complete until the end of the fiscal year.

Total Reports:	0	
Number Screened In:	0	
Number Screened Out:	0	
Number Substantiated:	0	
Number Unsubstantiated:	0	
Number Active CPS Investigations:	0	



DHS, DFCS, Office of Provider Management
Performance-Based Placement Measures
RBWO Provider GA+SCORECARD - CPA
Report Quarter: Q1 FY2019



Provider/Program Name: Creative Community Services - (612) - CPA			
1650 Oak Brook Drive, Norcross, GA 30093	Quarterly Scores (Grades)		Current Quarter Score (Grade)
Phone: 770-469-6226	Q1: 83.85 (B-)	Q2: N/A	83.85% (B-)
Vendor ID# 35296	Q3: N/A	Q4: N/A	
# New Foster Homes During Quarter: 3	# Children in Care During Quarter: 46	# Placements During Quarter: 48	# Children in Care On Last Day: 41
Quarterly Provider Comparisons to All CPAs			

▼ — indicates average for all CPAs





DHS, DFCS, Office of Provider Management
Performance-Based Placement Measures
RBWO Provider GA+SCORECARD - CPA



Report Quarter: Q1 FY2019

Provider/Program Name: Creative Community Services - (612) - CPA

1650 Oak Brook Drive, Norcross, GA 30093	Quarterly Scores (Grades)		Current Quarter Score (Grade)
Phone: 770-469-6226	Q1: 83.85 (B-)	Q2: N/A	83.85% (B-)
Vendor ID# 35296	Q3: N/A	Q4: N/A	

# New Foster Homes During Quarter: 3	# Children in Care During Quarter: 46	# Placements During Quarter: 48	# Children in Care On Last Day: 41
--------------------------------------	---------------------------------------	---------------------------------	------------------------------------

	Avg Performance All CPAs (%)	Provider Performance (%)*	Possible Points (Weight)	Provider Points Earned
--	------------------------------	---------------------------	--------------------------	------------------------

OPM Monitoring Reviews

Annual Comprehensive Reviews	86%	73%	25	18.36
Safety Reviews	92%	100%	15	15.00
Monitoring Sub-Total			40	33.36

CPA Safety Outcomes

Incidence of Maltreatment	0.00%	No Substantiated Reports	10	10.00
Staff Training	92%	100%	5	5.00
Staff Safety Checks	86%	75%	5	3.75
Safety Sub-Total			20	18.75

CPA Permanency Outcomes

Placement Stability	91%	93%	15	13.95
Permanency Sub-Total			15	13.95

CPA Well-Being Outcomes

EPSDT Medical Visits	83%	91%	4	3.64
EPSDT Dental Visits	78%	93%	4	3.72
Academic Supports	70%	99%	3	2.97
Provider ECEM Visits	75%	72%	7	5.04
Provider General Contacts	73%	69%	7	4.83
Placements with Siblings	65%	26%	Not Scored	Not Scored
Placements within Legal County	19%	0%	Not Scored	Not Scored
Well-Being Sub-Total			25	20.20

*Performance calculation descriptions can be found in the FY 2019 RBWO PBP Measurements and Standards Guide.

Monitoring & Outcomes: Possible Points = 100	Points Earned: 86.26
Score Before Incentives Credit	86.26%
Incentives Awarded	2.72 pts
PBP Verification	-5.13 pts
Total Score	83.85%



DHS, DFCS, Office of Provider Management
Performance-Based Placement Measures
RBWO Provider GA+SCORECARD - CPA
Report Quarter: Q1 FY2019



Provider/Program Name: Creative Community Services - (612) - CPA

# New Foster Homes During Quarter: 3		# Children in Care During Quarter: 46	# Placements During Quarter: 48	# Children in Care On Last Day: 41
CPA Incentive Credits	Avg Performance All CPAs (%)	Provider Performance (%)*	Possible Points (Weight)	Provider Points Earned
Early EPSDT Medical Visits		40%	2	0.80
Early EPSDT Dental Visits		70%	2	1.40
Permanency Contacts		0%	5	0.00
Additional Academic Supports		1%	2	0.02
HS Grad/GED/Prof or Trade Certificate/College		N/A	10/5/5/1	
EYSS Agreement		Not Eligible	5	
Community Connections		0%	4	0.00
Foster Hm Retention Rate (threshold = 90)		80%	2	0.00
Foster Hm Recruitment (threshold = 100)		75%	2	0.00
Active Agency Accreditation		0%	4	0.00
Staff Clinical Licensure		10%	5	0.50
Incentives Total	5.38			2.72
Maximum total combined incentive credit allowed is 10 points.			Incentives Awarded	2.72
*Performance calculation descriptions can be found in the FY 2019 RBWO PBP Measurements and Standards Guide.				

Child Protective Services Investigations and Dispositions

The following investigations data, which is not used for scoring but is considered significant to a provider's performance, is from Georgia SHINES and is not considered final or complete until the end of the fiscal year.

Total Reports:	2	
Number Screened In:	0	
Number Screened Out:	2	
Number Substantiated:	0	
Number Unsubstantiated:	0	
Number Active CPS Investigations:	0	



DHS, DFCS, Office of Provider Management
Performance-Based Placement Measures
RBWO Provider GA+SCORECARD - CPA



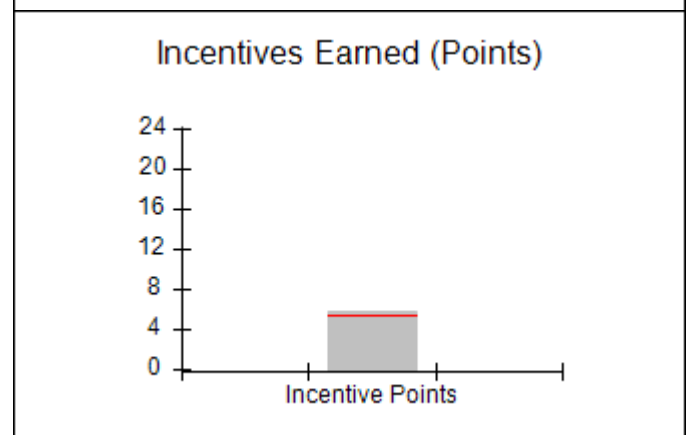
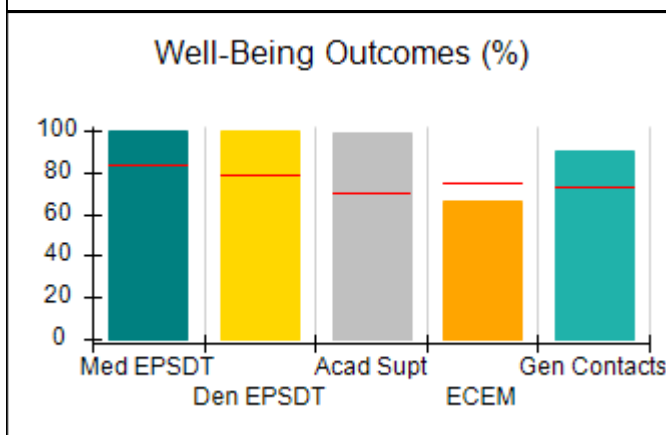
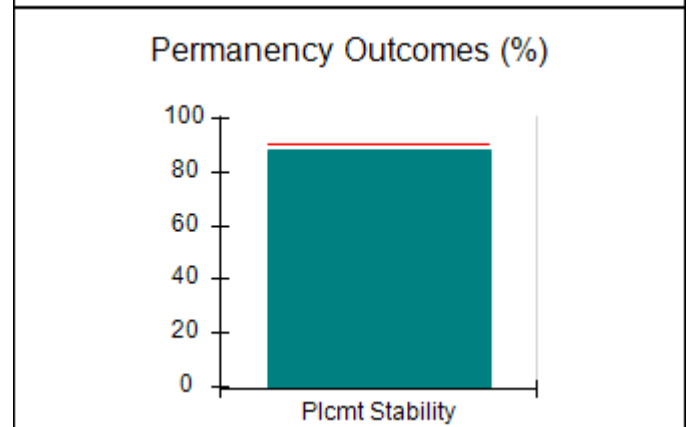
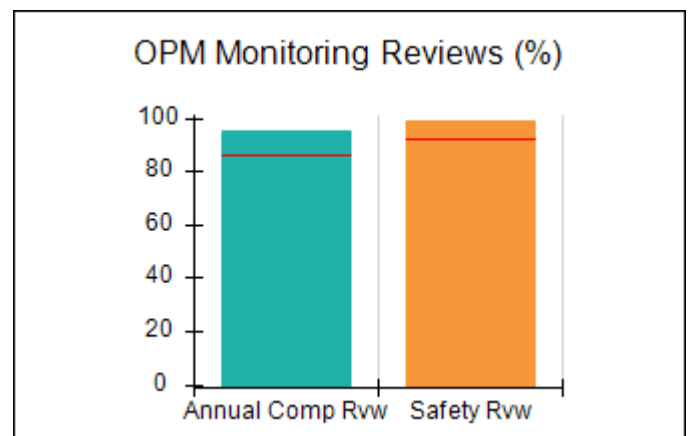
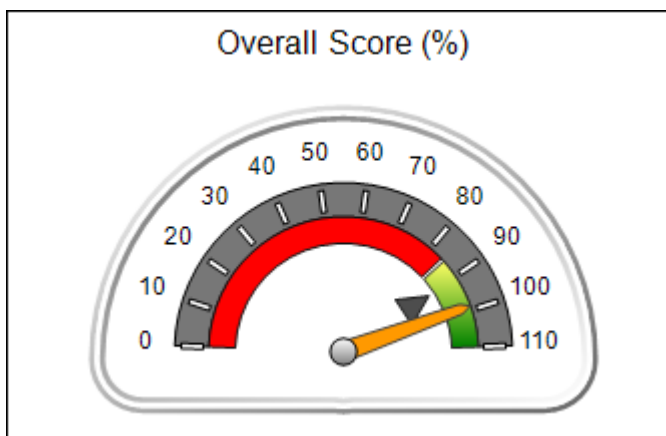
Report Quarter: Q1 FY2019

Provider/Program Name: Devereux GA Treatment Network - Specialty Foster Care (621) - CPA

1291 Stanley Rd., Kennesaw, GA 30512	Quarterly Scores (Grades)		Current Quarter Score (Grade)
Phone: 770-427-0147	Q1: 98.84 (A+)	Q2: N/A	98.84% (A+)
Vendor ID# 35305	Q3: N/A	Q4: N/A	
# New Foster Homes During Quarter: 4	# Children in Care During Quarter: 64	# Placements During Quarter: 70	# Children in Care On Last Day: 48

Quarterly Provider Comparisons to All CPAs

▼ — indicates average for all CPAs





DHS, DFCS, Office of Provider Management
Performance-Based Placement Measures
RBWO Provider GA+SCORECARD - CPA



Report Quarter: Q1 FY2019

Provider/Program Name: Devereux GA Treatment Network - Specialty Foster Care (621) - CPA

1291 Stanley Rd., Kennesaw, GA 30512		Quarterly Scores (Grades)		Current Quarter Score (Grade)
Phone: 770-427-0147		Q1: 98.84 (A+)	Q2: N/A	98.84% (A+)
Vendor ID# 35305		Q3: N/A	Q4: N/A	
# New Foster Homes During Quarter: 4		# Children in Care During Quarter: 64	# Placements During Quarter: 70	# Children in Care On Last Day: 48
	Avg Performance All CPAs (%)	Provider Performance (%)*	Possible Points (Weight)	Provider Points Earned
OPM Monitoring Reviews				
Annual Comprehensive Reviews	86%	95%	25	23.69
Safety Reviews	92%	99%	15	14.85
Monitoring Sub-Total			40	38.54
CPA Safety Outcomes				
Incidence of Maltreatment	0.00%	No Substantiated Reports	10	10.00
Staff Training	92%	100%	5	5.00
Staff Safety Checks	86%	89%	5	4.45
Safety Sub-Total			20	19.45
CPA Permanency Outcomes				
Placement Stability	91%	88%	15	13.20
Permanency Sub-Total			15	13.20
CPA Well-Being Outcomes				
EPSDT Medical Visits	83%	100%	4	4.00
EPSDT Dental Visits	78%	100%	4	4.00
Academic Supports	70%	99%	3	2.97
Provider ECEM Visits	75%	66%	7	4.62
Provider General Contacts	73%	90%	7	6.30
Placements with Siblings	65%	60%	Not Scored	Not Scored
Placements within Legal County	19%	10%	Not Scored	Not Scored
Well-Being Sub-Total			25	21.89

*Performance calculation descriptions can be found in the FY 2019 RBWO PBP Measurements and Standards Guide.

Monitoring & Outcomes: Possible Points = 100		Points Earned: 93.08	
Score Before Incentives Credit			93.08%
Incentives Awarded			5.76 pts
PBP Verification			N/A pts
Total Score			98.84%



DHS, DFCS, Office of Provider Management
Performance-Based Placement Measures
RBWO Provider GA+SCORECARD - CPA



Report Quarter: Q1 FY2019

Provider/Program Name: Devereux GA Treatment Network - Specialty Foster Care (621) - CPA

# New Foster Homes During Quarter: 4		# Children in Care During Quarter: 64	# Placements During Quarter: 70	# Children in Care On Last Day: 48
CPA Incentive Credits	Avg Performance All CPAs (%)	Provider Performance (%)*	Possible Points (Weight)	Provider Points Earned
Early EPSDT Medical Visits		88%	2	1.76
Early EPSDT Dental Visits		100%	2	2.00
Permanency Contacts		None Planned	5	
Additional Academic Supports		0%	2	0.00
HS Grad/GED/Prof or Trade Certificate/College		N/A	10/5/5/1	
EYSS Agreement		Not Eligible	5	
Community Connections		0%	4	0.00
Foster Hm Retention Rate (threshold = 90)		86%	2	0.00
Foster Hm Recruitment (threshold = 100)		133%	2	2.00
Active Agency Accreditation		0%	4	0.00
Staff Clinical Licensure		0%	5	0.00
Incentives Total	5.38			5.76
Maximum total combined incentive credit allowed is 10 points.			Incentives Awarded	5.76

*Performance calculation descriptions can be found in the FY 2019 RBWO PBP Measurements and Standards Guide.

Child Protective Services Investigations and Dispositions

The following investigations data, which is not used for scoring but is considered significant to a provider's performance, is from Georgia SHINES and is not considered final or complete until the end of the fiscal year.

Total Reports:	0
Number Screened In:	0
Number Screened Out:	0
Number Substantiated:	0
Number Unsubstantiated:	0
Number Active CPS Investigations:	0



DHS, DFCS, Office of Provider Management
Performance-Based Placement Measures
RBWO Provider GA+SCORECARD - CPA



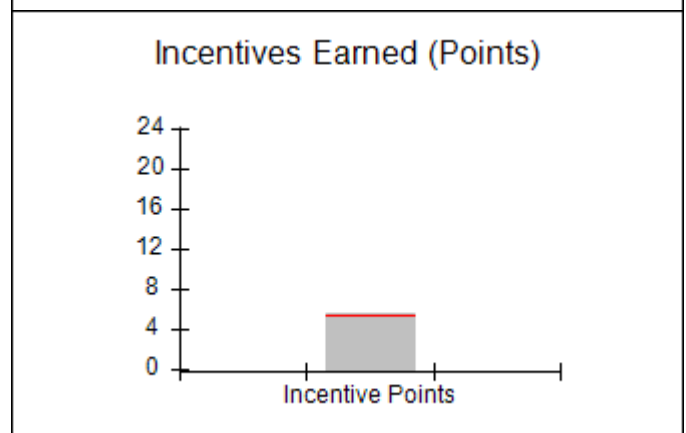
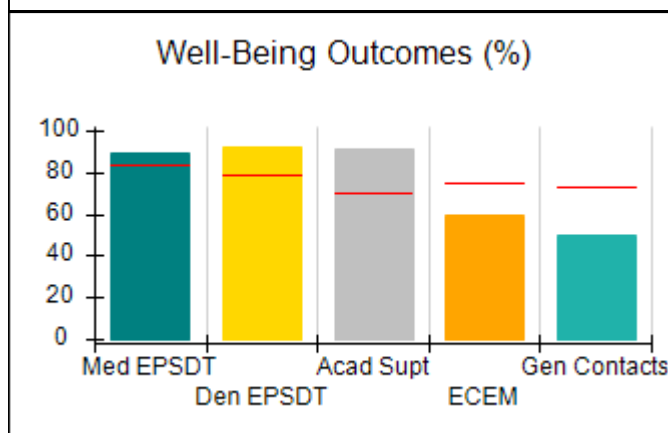
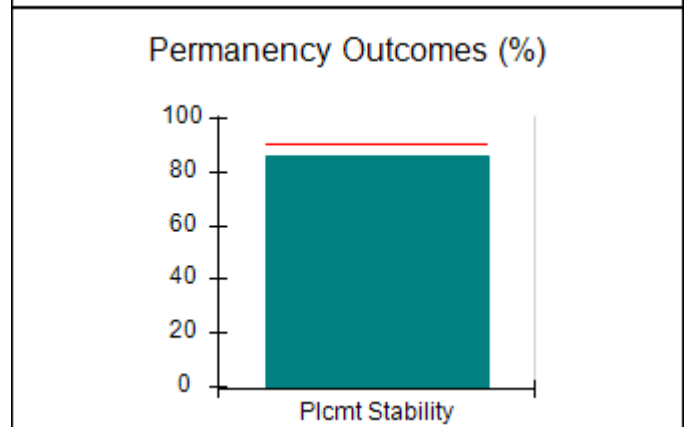
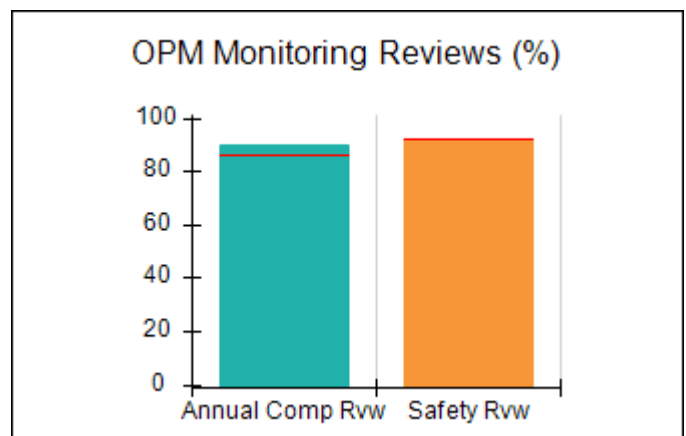
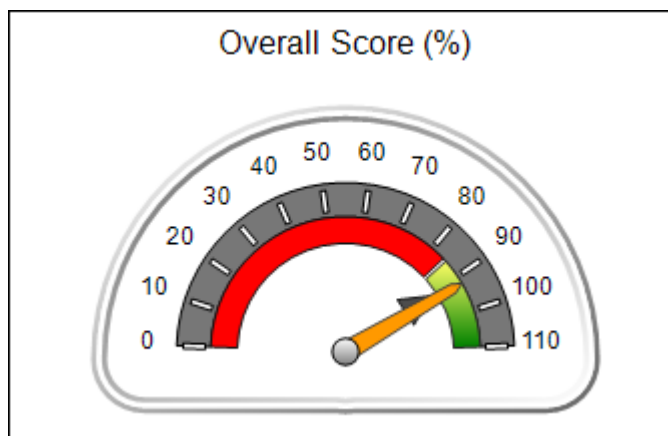
Report Quarter: Q1 FY2019

Provider/Program Name: Elks Aidmore Children's Center - Child Placing Agency (5120) - CPA

2394 Morrison Road, Conyers, GA 30094	Quarterly Scores (Grades)		Current Quarter Score (Grade)
Phone: 770-483-3535	Q1: 92.29 (A-)	Q2: N/A	92.29% (A-)
Vendor ID# 108643	Q3: N/A	Q4: N/A	
# New Foster Homes During Quarter: 3	# Children in Care During Quarter: 104	# Placements During Quarter: 115	# Children in Care On Last Day: 85

Quarterly Provider Comparisons to All CPAs

▼ — indicates average for all CPAs





DHS, DFCS, Office of Provider Management
Performance-Based Placement Measures
RBWO Provider GA+SCORECARD - CPA



Report Quarter: Q1 FY2019

Provider/Program Name: Elks Aidmore Children's Center - Child Placing Agency (5120) - CPA

2394 Morrison Road, Conyers, GA 30094		Quarterly Scores (Grades)		Current Quarter Score (Grade)
Phone: 770-483-3535		Q1: 92.29 (A-)	Q2: N/A	92.29% (A-)
Vendor ID# 108643		Q3: N/A	Q4: N/A	
# New Foster Homes During Quarter: 3		# Children in Care During Quarter: 104	# Placements During Quarter: 115	# Children in Care On Last Day: 85
	Avg Performance All CPAs (%)	Provider Performance (%)*	Possible Points (Weight)	Provider Points Earned
OPM Monitoring Reviews				
Annual Comprehensive Reviews	86%	90%	25	22.38
Safety Reviews	92%	92%	15	13.86
Monitoring Sub-Total			40	36.24
CPA Safety Outcomes				
Incidence of Maltreatment	0.00%	No Substantiated Reports	10	10.00
Staff Training	92%	100%	5	5.00
Staff Safety Checks	86%	100%	5	5.00
Safety Sub-Total			20	20.00
CPA Permanency Outcomes				
Placement Stability	91%	86%	15	12.90
Permanency Sub-Total			15	12.90
CPA Well-Being Outcomes				
EPSDT Medical Visits	83%	89%	4	3.56
EPSDT Dental Visits	78%	92%	4	3.68
Academic Supports	70%	91%	3	2.73
Provider ECEM Visits	75%	60%	7	4.20
Provider General Contacts	73%	50%	7	3.50
Placements with Siblings	65%	25%	Not Scored	Not Scored
Placements within Legal County	19%	11%	Not Scored	Not Scored
Well-Being Sub-Total			25	17.67

*Performance calculation descriptions can be found in the FY 2019 RBWO PBP Measurements and Standards Guide.

Monitoring & Outcomes: Possible Points = 100		Points Earned: 86.81	
Score Before Incentives Credit		86.81%	
Incentives Awarded		5.48 pts	
PBP Verification		N/A pts	
Total Score		92.29%	



DHS, DFCS, Office of Provider Management
Performance-Based Placement Measures
RBWO Provider GA+SCORECARD - CPA



Report Quarter: Q1 FY2019

Provider/Program Name: Elks Aidmore Children's Center - Child Placing Agency (5120) - CPA

# New Foster Homes During Quarter: 3		# Children in Care During Quarter: 104	# Placements During Quarter: 115	# Children in Care On Last Day: 85
CPA Incentive Credits	Avg Performance All CPAs (%)	Provider Performance (%)*	Possible Points (Weight)	Provider Points Earned
Early EPSDT Medical Visits		53%	2	1.06
Early EPSDT Dental Visits		79%	2	1.58
Permanency Contacts		0%	5	0.00
Additional Academic Supports		17%	2	0.34
HS Grad/GED/Prof or Trade Certificate/College		N/A	10/5/5/1	
EYSS Agreement		0%	5	0.00
Community Connections		0%	4	0.00
Foster Hm Retention Rate (threshold = 90)		82%	2	0.00
Foster Hm Recruitment (threshold = 100)		75%	2	0.00
Active Agency Accreditation		50%	4	2.00
Staff Clinical Licensure		10%	5	0.50
Incentives Total	5.38			5.48
Maximum total combined incentive credit allowed is 10 points.			Incentives Awarded	5.48

*Performance calculation descriptions can be found in the FY 2019 RBWO PBP Measurements and Standards Guide.

Child Protective Services Investigations and Dispositions

The following investigations data, which is not used for scoring but is considered significant to a provider's performance, is from Georgia SHINES and is not considered final or complete until the end of the fiscal year.

Total Reports:	2
Number Screened In:	1
Number Screened Out:	1
Number Substantiated:	0
Number Unsubstantiated:	1
Number Active CPS Investigations:	0



DHS, DFCS, Office of Provider Management

Performance-Based Placement Measures

RBWO Provider GA+SCORECARD - CPA



Report Quarter: Q1 FY2019

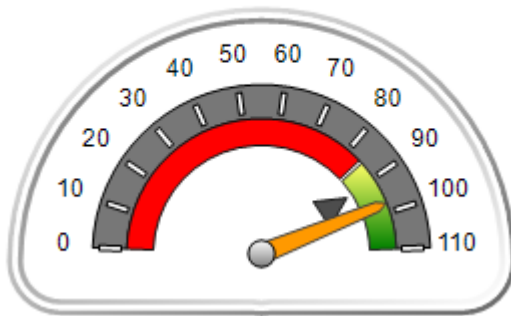
Provider/Program Name: Elks Aidmore Children's Center - Dalton (5311) - CPA

105 North Pentz Street, Dalton, GA 30720	Quarterly Scores (Grades)		Current Quarter Score (Grade)
Phone: 770-483-3535	Q1: 97.53 (A+)	Q2: N/A	97.53% (A+)
Vendor ID# 4574	Q3: N/A	Q4: N/A	
# New Foster Homes During Quarter: 2	# Children in Care During Quarter: 9	# Placements During Quarter: 9	# Children in Care On Last Day: 8

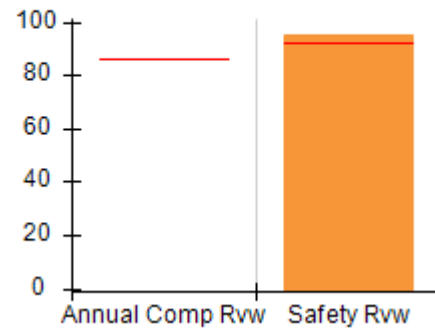
Quarterly Provider Comparisons to All CPAs

— indicates average for all CPAs

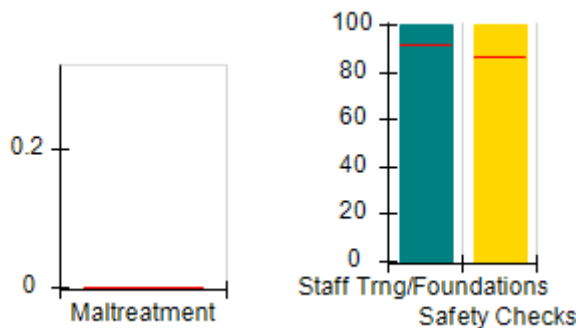
Overall Score (%)



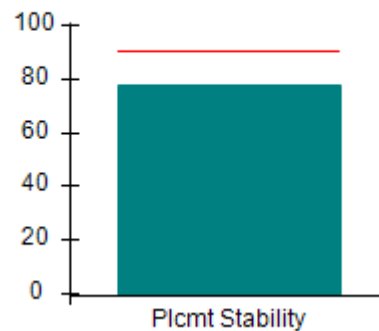
OPM Monitoring Reviews (%)



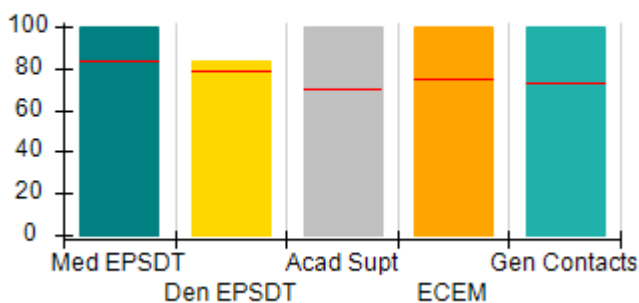
Safety Outcomes (%)



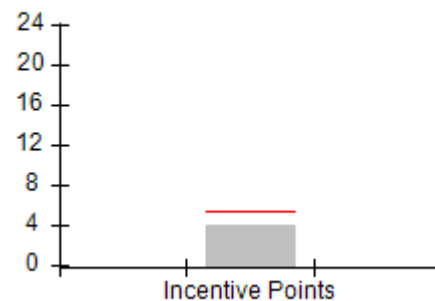
Permanency Outcomes (%)



Well-Being Outcomes (%)



Incentives Earned (Points)





Performance-Based Placement Measures RBWO Provider GA+SCORECARD - CPA

Report Quarter: Q1 FY2019

Provider/Program Name: Elks Aidmore Children's Center - Dalton (5311) - CPA				
105 North Pentz Street, Dalton, GA 30720	Quarterly Scores (Grades)		Current Quarter Score (Grade)	
Phone: 770-483-3535	Q1: 97.53 (A+)	Q2: N/A	97.53% (A+)	
Vendor ID# 4574	Q3: N/A	Q4: N/A		
# New Foster Homes During Quarter: 2	# Children in Care During Quarter: 9	# Placements During Quarter: 9	# Children in Care On Last Day: 8	
	Avg Performance All CPAs (%)	Provider Performance (%)*	Possible Points (Weight)	Provider Points Earned
OPM Monitoring Reviews				
Annual Comprehensive Reviews	86%	Not Yet Conducted		
Safety Reviews	92%	95%	15	14.25
Monitoring Sub-Total			15	14.25
CPA Safety Outcomes				
Incidence of Maltreatment	0.00%	No Substantiated Reports	10	10.00
Staff Training	92%	100%	5	5.00
Staff Safety Checks	86%	100%	5	5.00
Safety Sub-Total			20	20.00
CPA Permanency Outcomes				
Placement Stability	91%	78%	15	11.70
Permanency Sub-Total			15	11.70
CPA Well-Being Outcomes				
EPSDT Medical Visits	83%	100%	4	4.00
EPSDT Dental Visits	78%	83%	4	3.32
Academic Supports	70%	100%	3	3.00
Provider ECEM Visits	75%	100%	7	7.00
Provider General Contacts	73%	100%	7	7.00
Placements with Siblings	65%	92%	Not Scored	Not Scored
Placements within Legal County	19%	20%	Not Scored	Not Scored
Well-Being Sub-Total			25	24.32
*Performance calculation descriptions can be found in the FY 2019 RBWO PBP Measurements and Standards Guide.				
Monitoring & Outcomes: Possible Points = 75			Points Earned: 70.27	
Score Before Incentives Credit			93.69%	
Incentives Awarded			3.84 pts	
PBP Verification			N/A pts	
Total Score			97.53%	



DHS, DFCS, Office of Provider Management
Performance-Based Placement Measures
RBWO Provider GA+SCORECARD - CPA



Report Quarter: Q1 FY2019

Provider/Program Name: Elks Aidmore Children's Center - Dalton (5311) - CPA

# New Foster Homes During Quarter: 2		# Children in Care During Quarter: 9	# Placements During Quarter: 9	# Children in Care On Last Day: 8
CPA Incentive Credits	Avg Performance All CPAs (%)	Provider Performance (%)*	Possible Points (Weight)	Provider Points Earned
Early EPSDT Medical Visits		Not Eligible	2	
Early EPSDT Dental Visits		67%	2	1.34
Permanency Contacts		None Planned	5	
Additional Academic Supports		0%	2	0.00
HS Grad/GED/Prof or Trade Certificate/College		N/A	10/5/5/1	
EYSS Agreement		Not Eligible	5	
Community Connections		0%	4	0.00
Foster Hm Retention Rate (threshold = 90)		75%	2	0.00
Foster Hm Recruitment (threshold = 100)		200%	2	2.00
Active Agency Accreditation		0%	4	0.00
Staff Clinical Licensure		10%	5	0.50
Incentives Total	5.38			3.84
Maximum total combined incentive credit allowed is 10 points.			Incentives Awarded	3.84

*Performance calculation descriptions can be found in the FY 2019 RBWO PBP Measurements and Standards Guide.

Child Protective Services Investigations and Dispositions

The following investigations data, which is not used for scoring but is considered significant to a provider's performance, is from Georgia SHINES and is not considered final or complete until the end of the fiscal year.

Total Reports:	2	
Number Screened In:	0	
Number Screened Out:	2	
Number Substantiated:	0	
Number Unsubstantiated:	0	
Number Active CPS Investigations:	0	



DHS, DFCS, Office of Provider Management
Performance-Based Placement Measures
RBWO Provider GA+SCORECARD - CPA



Report Quarter: Q1 FY2019

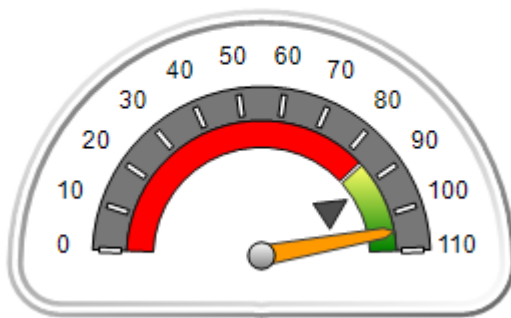
Provider/Program Name: Elks Aidmore Children's Center - Savannah (5231) - CPA

132 Stephenson Avenue, Savannah, GA 31405	Quarterly Scores (Grades)		Current Quarter Score (Grade)
Phone: 912-200-3685	Q1: 104.79 (A+)	Q2: N/A	104.79% (A+)
Vendor ID# 143218	Q3: N/A	Q4: N/A	
# New Foster Homes During Quarter: 2	# Children in Care During Quarter: 9	# Placements During Quarter: 9	# Children in Care On Last Day: 7

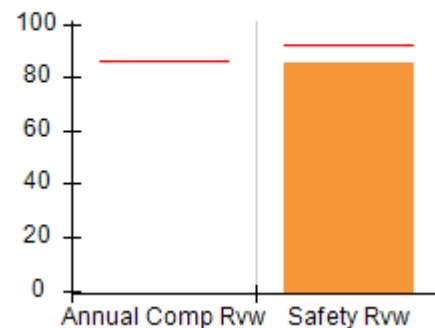
Quarterly Provider Comparisons to All CPAs

▼ — indicates average for all CPAs

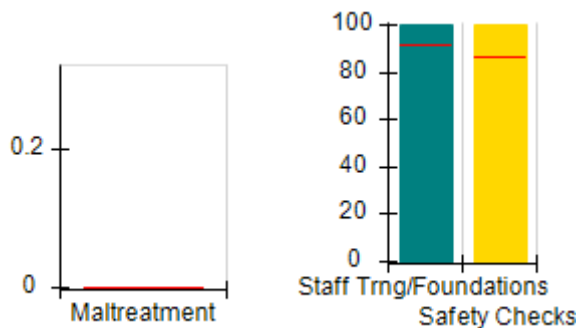
Overall Score (%)



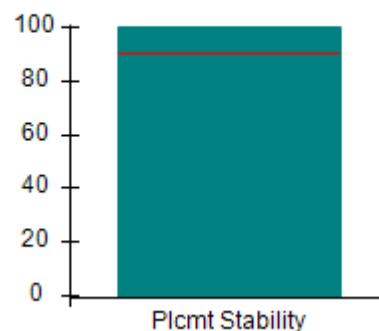
OPM Monitoring Reviews (%)



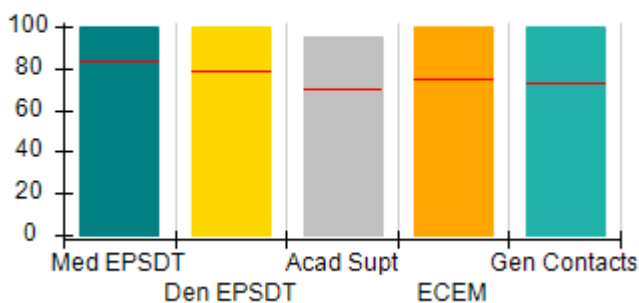
Safety Outcomes (%)



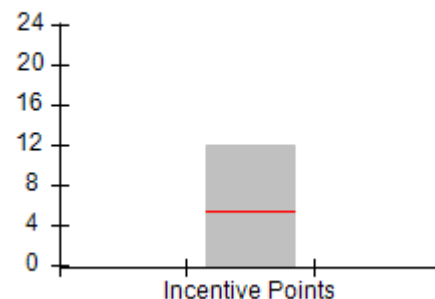
Permanency Outcomes (%)



Well-Being Outcomes (%)



Incentives Earned (Points)





DHS, DFCS, Office of Provider Management
Performance-Based Placement Measures
RBWO Provider GA+SCORECARD - CPA



Report Quarter: Q1 FY2019

Provider/Program Name: Elks Aidmore Children's Center - Savannah (5231) - CPA				
132 Stephenson Avenue, Savannah, GA 31405		Quarterly Scores (Grades)		Current Quarter Score (Grade)
Phone: 912-200-3685		Q1: 104.79 (A+)	Q2: N/A	104.79% (A+)
Vendor ID# 143218		Q3: N/A	Q4: N/A	
# New Foster Homes During Quarter: 2		# Children in Care During Quarter: 9	# Placements During Quarter: 9	# Children in Care On Last Day: 7
	Avg Performance All CPAs (%)	Provider Performance (%)*	Possible Points (Weight)	Provider Points Earned
OPM Monitoring Reviews				
Annual Comprehensive Reviews	86%	Not Yet Conducted		
Safety Reviews	92%	85%	15	12.80
Monitoring Sub-Total			15	12.80
CPA Safety Outcomes				
Incidence of Maltreatment	0.00%	No Substantiated Reports	10	10.00
Staff Training	92%	100%	5	5.00
Staff Safety Checks	86%	100%	5	5.00
Safety Sub-Total			20	20.00
CPA Permanency Outcomes				
Placement Stability	91%	100%	15	15.00
Permanency Sub-Total			15	15.00
CPA Well-Being Outcomes				
EPSDT Medical Visits	83%	100%	4	4.00
EPSDT Dental Visits	78%	100%	4	4.00
Academic Supports	70%	95%	3	2.85
Provider ECEM Visits	75%	100%	7	7.00
Provider General Contacts	73%	100%	7	7.00
Placements with Siblings	65%	0%	Not Scored	Not Scored
Placements within Legal County	19%	20%	Not Scored	Not Scored
Well-Being Sub-Total			25	24.85

*Performance calculation descriptions can be found in the FY 2019 RBWO PBP Measurements and Standards Guide.

Monitoring & Outcomes: Possible Points = 75	Points Earned: 72.65
Score Before Incentives Credit	96.87%
Incentives Awarded	10.00 pts
PBP Verification	-2.08 pts
Total Score	104.79%



DHS, DFCS, Office of Provider Management
Performance-Based Placement Measures
RBWO Provider GA+SCORECARD - CPA



Report Quarter: Q1 FY2019

Provider/Program Name: Elks Aidmore Children's Center - Savannah (5231) - CPA

# New Foster Homes During Quarter: 2		# Children in Care During Quarter: 9	# Placements During Quarter: 9	# Children in Care On Last Day: 7
CPA Incentive Credits	Avg Performance All CPAs (%)	Provider Performance (%)*	Possible Points (Weight)	Provider Points Earned
Early EPSDT Medical Visits		100%	2	2.00
Early EPSDT Dental Visits		100%	2	2.00
Permanency Contacts		0%	5	0.00
Additional Academic Supports		95%	2	1.90
HS Grad/GED/Prof or Trade Certificate/College		N/A	10/5/5/1	
EYSS Agreement		Not Eligible	5	
Community Connections		0%	4	0.00
Foster Hm Retention Rate (threshold = 90)		100%	2	2.00
Foster Hm Recruitment (threshold = 100)		300%	2	2.00
Active Agency Accreditation		50%	4	2.00
Staff Clinical Licensure		0%	5	0.00
Incentives Total	5.38			11.90
Maximum total combined incentive credit allowed is 10 points.			Incentives Awarded	10.00
*Performance calculation descriptions can be found in the FY 2019 RBWO PBP Measurements and Standards Guide.				

Child Protective Services Investigations and Dispositions

The following investigations data, which is not used for scoring but is considered significant to a provider's performance, is from Georgia SHINES and is not considered final or complete until the end of the fiscal year.

Total Reports:	0	
Number Screened In:	0	
Number Screened Out:	0	
Number Substantiated:	0	
Number Unsubstantiated:	0	
Number Active CPS Investigations:	0	



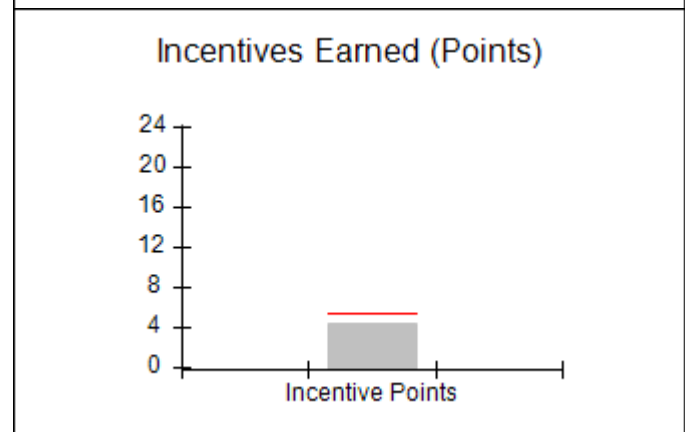
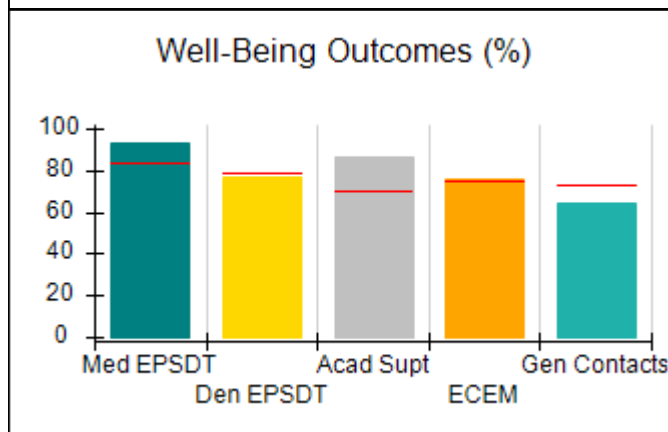
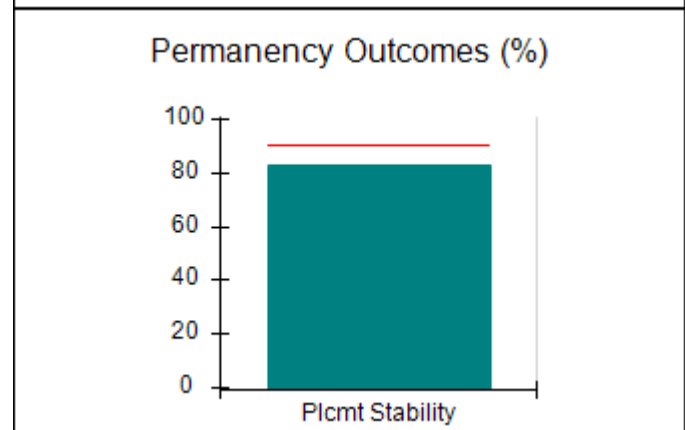
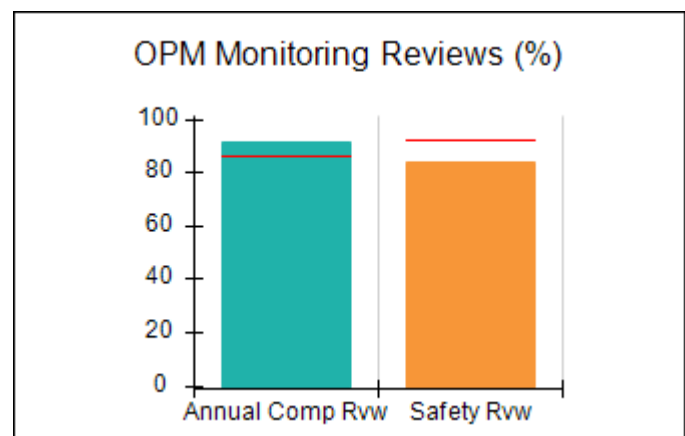
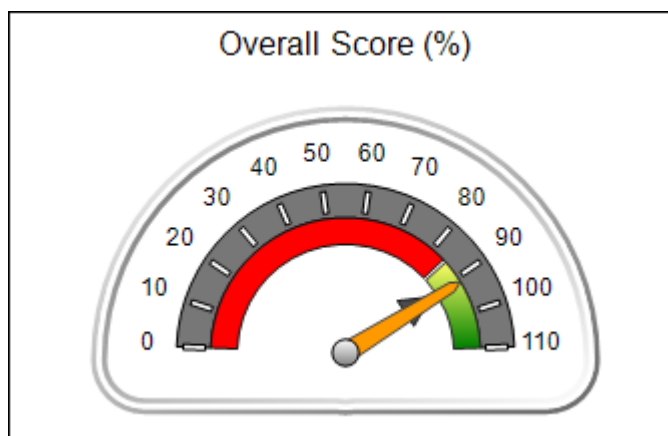
DHS, DFCS, Office of Provider Management
Performance-Based Placement Measures
RBWO Provider GA+SCORECARD - CPA



Report Quarter: Q1 FY2019

Provider/Program Name: Elks Aidmore Children's Center - Valdosta (5179) - CPA			
3312A N. Oak Street Extension , Valdosta, GA 31602	Quarterly Scores (Grades)		Current Quarter Score (Grade)
Phone: 229-244-3020	Q1: 91.48 (A-)	Q2: N/A	91.48% (A-)
Vendor ID# 33264	Q3: N/A	Q4: N/A	
# New Foster Homes During Quarter: 0	# Children in Care During Quarter: 35	# Placements During Quarter: 41	# Children in Care On Last Day: 28
Quarterly Provider Comparisons to All CPAs			

▼ — indicates average for all CPAs





DHS, DFCS, Office of Provider Management
Performance-Based Placement Measures
RBWO Provider GA+SCORECARD - CPA



Report Quarter: Q1 FY2019

Provider/Program Name: Elks Aidmore Children's Center - Valdosta (5179) - CPA

3312A N. Oak Street Extension , Valdosta, GA 31602	Quarterly Scores (Grades)		Current Quarter Score (Grade)
Phone: 229-244-3020	Q1: 91.48 (A-)	Q2: N/A	91.48% (A-)
Vendor ID# 33264	Q3: N/A	Q4: N/A	

# New Foster Homes During Quarter: 0	# Children in Care During Quarter: 35	# Placements During Quarter: 41	# Children in Care On Last Day: 28
--------------------------------------	---------------------------------------	---------------------------------	------------------------------------

	Avg Performance All CPAs (%)	Provider Performance (%)*	Possible Points (Weight)	Provider Points Earned
--	-------------------------------------	----------------------------------	---------------------------------	-------------------------------

OPM Monitoring Reviews

Annual Comprehensive Reviews	86%	92%	25	22.88
Safety Reviews	92%	84%	15	12.63
Monitoring Sub-Total			40	35.51

CPA Safety Outcomes

Incidence of Maltreatment	0.00%	No Substantiated Reports	10	10.00
Staff Training	92%	100%	5	5.00
Staff Safety Checks	86%	100%	5	5.00
Safety Sub-Total			20	20.00

CPA Permanency Outcomes

Placement Stability	91%	83%	15	12.45
Permanency Sub-Total			15	12.45

CPA Well-Being Outcomes

EPSDT Medical Visits	83%	93%	4	3.72
EPSDT Dental Visits	78%	77%	4	3.08
Academic Supports	70%	86%	3	2.58
Provider ECEM Visits	75%	76%	7	5.32
Provider General Contacts	73%	64%	7	4.48
Placements with Siblings	65%	29%	Not Scored	Not Scored
Placements within Legal County	19%	9%	Not Scored	Not Scored
Well-Being Sub-Total			25	19.18

*Performance calculation descriptions can be found in the FY 2019 RBWO PBP Measurements and Standards Guide.

Monitoring & Outcomes: Possible Points = 100	Points Earned: 87.14
Score Before Incentives Credit	87.14%
Incentives Awarded	4.34 pts
PBP Verification	N/A pts
Total Score	91.48%



DHS, DFCS, Office of Provider Management
Performance-Based Placement Measures
RBWO Provider GA+SCORECARD - CPA



Report Quarter: Q1 FY2019

Provider/Program Name: Elks Aidmore Children's Center - Valdosta (5179) - CPA

# New Foster Homes During Quarter: 0		# Children in Care During Quarter: 35	# Placements During Quarter: 41	# Children in Care On Last Day: 28
CPA Incentive Credits	Avg Performance All CPAs (%)	Provider Performance (%)*	Possible Points (Weight)	Provider Points Earned
Early EPSDT Medical Visits		50%	2	1.00
Early EPSDT Dental Visits		42%	2	0.84
Permanency Contacts		0%	5	0.00
Additional Academic Supports		25%	2	0.50
HS Grad/GED/Prof or Trade Certificate/College		N/A	10/5/5/1	
EYSS Agreement		Not Eligible	5	
Community Connections		0%	4	0.00
Foster Hm Retention Rate (threshold = 90)		77%	2	0.00
Foster Hm Recruitment (threshold = 100)		33%	2	0.00
Active Agency Accreditation		50%	4	2.00
Staff Clinical Licensure		0%	5	0.00
Incentives Total	5.38			4.34
Maximum total combined incentive credit allowed is 10 points.			Incentives Awarded	4.34

*Performance calculation descriptions can be found in the FY 2019 RBWO PBP Measurements and Standards Guide.

Child Protective Services Investigations and Dispositions

The following investigations data, which is not used for scoring but is considered significant to a provider's performance, is from Georgia SHINES and is not considered final or complete until the end of the fiscal year.

Total Reports:	1
Number Screened In:	1
Number Screened Out:	0
Number Substantiated:	0
Number Unsubstantiated:	0
Number Active CPS Investigations:	1



DHS, DFCS, Office of Provider Management

Performance-Based Placement Measures

RBWO Provider GA+SCORECARD - CPA



Report Quarter: Q1 FY2019

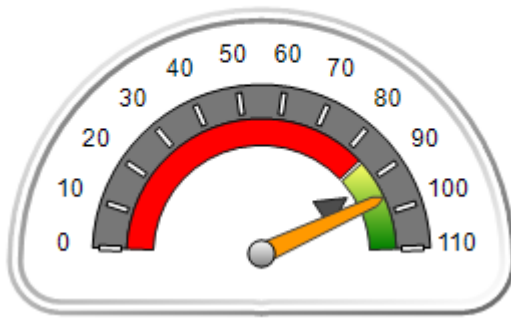
Provider/Program Name: ENA, Inc., dba NECCO (formerly GA SAFE) - Albany (672) - CPA

2516 Dawson Rd., Albany, GA 31707	Quarterly Scores (Grades)		Current Quarter Score (Grade)
Phone: 229-2995095	Q1: 95.83 (A)	Q2: N/A	95.83% (A)
Vendor ID# 84512	Q3: N/A	Q4: N/A	
# New Foster Homes During Quarter: 11	# Children in Care During Quarter: 81	# Placements During Quarter: 87	# Children in Care On Last Day: 68

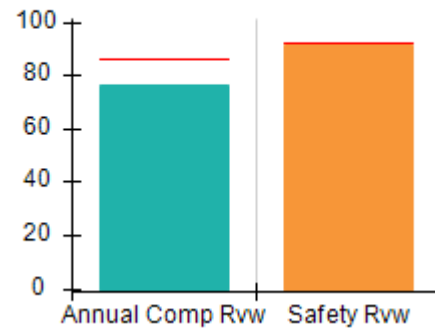
Quarterly Provider Comparisons to All CPAs

▼ — indicates average for all CPAs

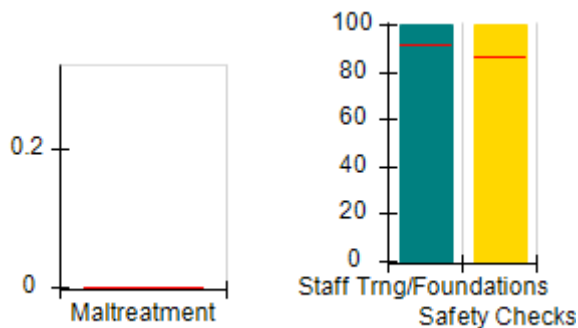
Overall Score (%)



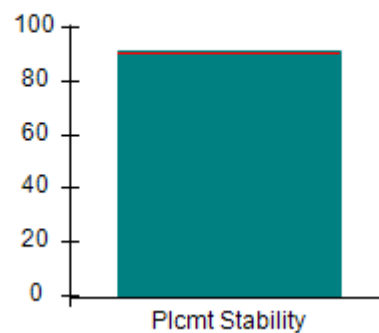
OPM Monitoring Reviews (%)



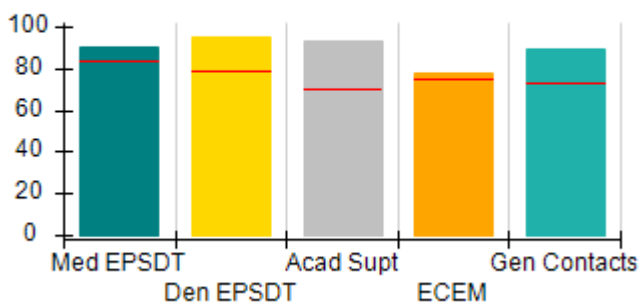
Safety Outcomes (%)



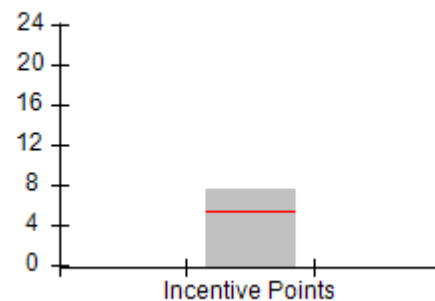
Permanency Outcomes (%)



Well-Being Outcomes (%)



Incentives Earned (Points)





DHS, DFCS, Office of Provider Management
Performance-Based Placement Measures
RBWO Provider GA+SCORECARD - CPA



Report Quarter: Q1 FY2019

Provider/Program Name: ENA, Inc., dba NECCO (formerly GA SAFE) - Albany (672) - CPA

2516 Dawson Rd., Albany, GA 31707	Quarterly Scores (Grades)		Current Quarter Score (Grade)
Phone: 229-2995095	Q1: 95.83 (A)	Q2: N/A	95.83% (A)
Vendor ID# 84512	Q3: N/A	Q4: N/A	

# New Foster Homes During Quarter: 11	# Children in Care During Quarter: 81	# Placements During Quarter: 87	# Children in Care On Last Day: 68
---------------------------------------	---------------------------------------	---------------------------------	------------------------------------

	Avg Performance All CPAs (%)	Provider Performance (%)*	Possible Points (Weight)	Provider Points Earned
--	-------------------------------------	----------------------------------	---------------------------------	-------------------------------

OPM Monitoring Reviews

Annual Comprehensive Reviews	86%	76%	25	19.05
Safety Reviews	92%	91%	15	13.69
Monitoring Sub-Total			40	32.74

CPA Safety Outcomes

Incidence of Maltreatment	0.00%	No Substantiated Reports	10	10.00
Staff Training	92%	100%	5	5.00
Staff Safety Checks	86%	100%	5	5.00
Safety Sub-Total			20	20.00

CPA Permanency Outcomes

Placement Stability	91%	91%	15	13.65
Permanency Sub-Total			15	13.65

CPA Well-Being Outcomes

EPSDT Medical Visits	83%	90%	4	3.60
EPSDT Dental Visits	78%	95%	4	3.80
Academic Supports	70%	93%	3	2.79
Provider ECEM Visits	75%	78%	7	5.46
Provider General Contacts	73%	89%	7	6.23
Placements with Siblings	65%	59%	Not Scored	Not Scored
Placements within Legal County	19%	47%	Not Scored	Not Scored
Well-Being Sub-Total			25	21.88

*Performance calculation descriptions can be found in the FY 2019 RBWO PBP Measurements and Standards Guide.

Monitoring & Outcomes: Possible Points = 100		Points Earned: 88.27	
Score Before Incentives Credit			88.27%
Incentives Awarded			7.56 pts
PBP Verification			N/A pts
Total Score			95.83%



DHS, DFCS, Office of Provider Management
Performance-Based Placement Measures
RBWO Provider GA+SCORECARD - CPA



Report Quarter: Q1 FY2019

Provider/Program Name: ENA, Inc., dba NECCO (formerly GA SAFE) - Albany (672) - CPA

# New Foster Homes During Quarter: 11		# Children in Care During Quarter: 81	# Placements During Quarter: 87	# Children in Care On Last Day: 68
CPA Incentive Credits	Avg Performance All CPAs (%)	Provider Performance (%)*	Possible Points (Weight)	Provider Points Earned
Early EPSDT Medical Visits		69%	2	1.38
Early EPSDT Dental Visits		84%	2	1.68
Permanency Contacts		0%	5	0.00
Additional Academic Supports		0%	2	0.00
HS Grad/GED/Prof or Trade Certificate/College		N/A	10/5/5/1	
EYSS Agreement		0%	5	0.00
Community Connections		0%	4	0.00
Foster Hm Retention Rate (threshold = 90)		86%	2	0.00
Foster Hm Recruitment (threshold = 100)		175%	2	2.00
Active Agency Accreditation		50%	4	2.00
Staff Clinical Licensure		10%	5	0.50
Incentives Total	5.38			7.56
Maximum total combined incentive credit allowed is 10 points.			Incentives Awarded	7.56

*Performance calculation descriptions can be found in the FY 2019 RBWO PBP Measurements and Standards Guide.

Child Protective Services Investigations and Dispositions

The following investigations data, which is not used for scoring but is considered significant to a provider's performance, is from Georgia SHINES and is not considered final or complete until the end of the fiscal year.

Total Reports:	3
Number Screened In:	2
Number Screened Out:	1
Number Substantiated:	0
Number Unsubstantiated:	0
Number Active CPS Investigations:	2



DHS, DFCS, Office of Provider Management
Performance-Based Placement Measures
RBWO Provider GA+SCORECARD - CPA



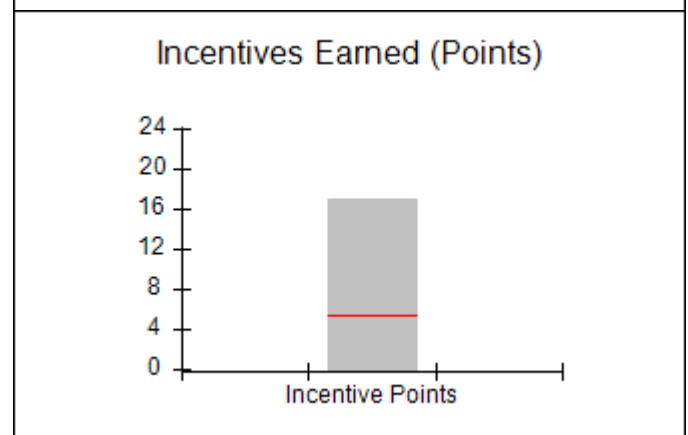
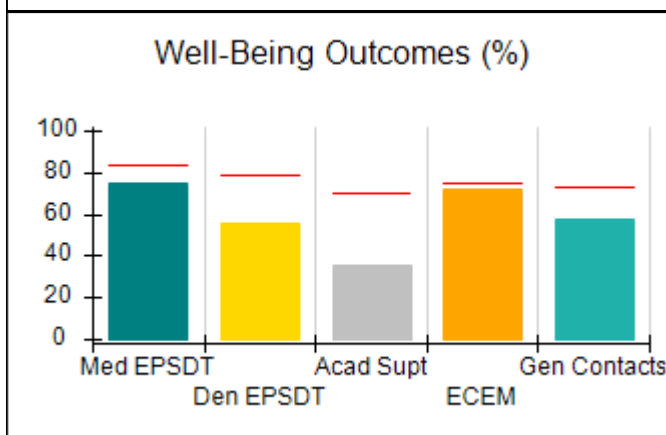
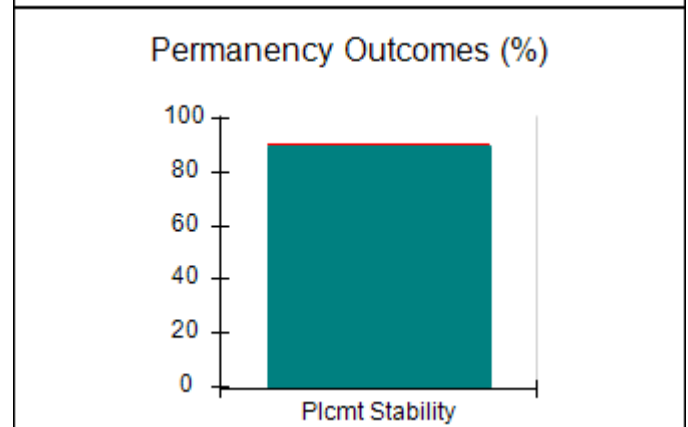
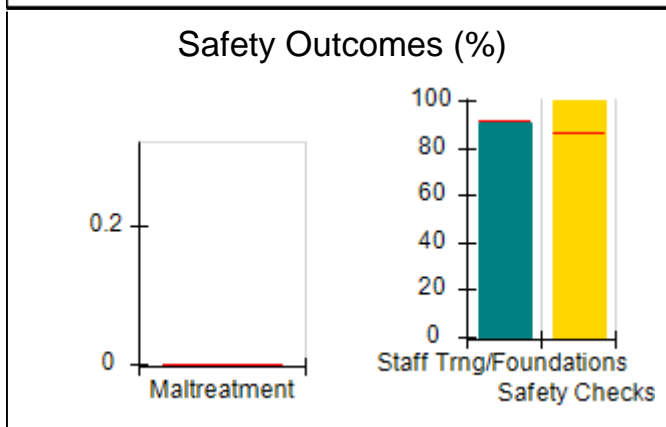
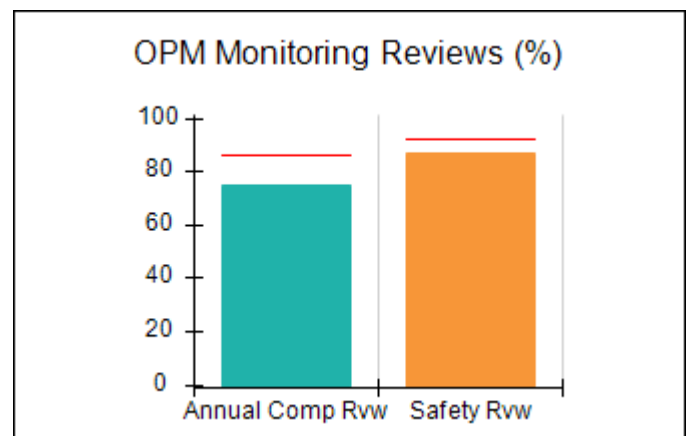
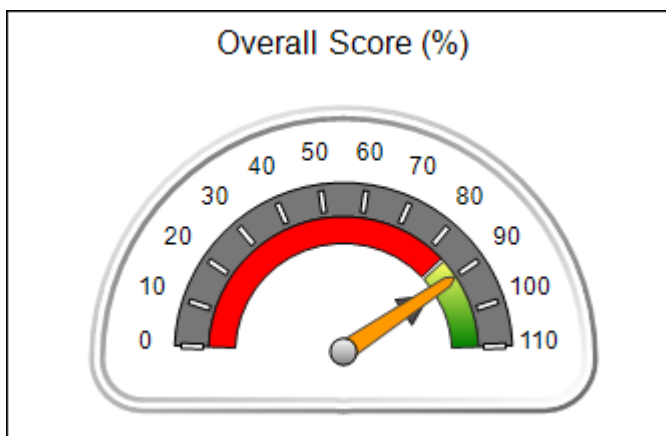
Report Quarter: Q1 FY2019

Provider/Program Name: ENA, Inc., dba NECCO (formerly GA SAFE) - Jonesboro (4289) - CPA

2262 Mt. Zion Rd., Jonesboro, GA 30236	Quarterly Scores (Grades)		Current Quarter Score (Grade)
Phone: 678-610-1933	Q1: 90.15 (A-)	Q2: N/A	90.15% (A-)
Vendor ID# 84514	Q3: N/A	Q4: N/A	
# New Foster Homes During Quarter: 14	# Children in Care During Quarter: 134	# Placements During Quarter: 149	# Children in Care On Last Day: 104

Quarterly Provider Comparisons to All CPAs

▼ — indicates average for all CPAs





DHS, DFCS, Office of Provider Management
Performance-Based Placement Measures
RBWO Provider GA+SCORECARD - CPA



Report Quarter: Q1 FY2019

Provider/Program Name: ENA, Inc., dba NECCO (formerly GA SAFE) - Jonesboro (4289) - CPA

2262 Mt. Zion Rd., Jonesboro, GA 30236		Quarterly Scores (Grades)		Current Quarter Score (Grade)
Phone: 678-610-1933		Q1: 90.15 (A-)	Q2: N/A	90.15% (A-)
Vendor ID# 84514		Q3: N/A	Q4: N/A	
# New Foster Homes During Quarter: 14		# Children in Care During Quarter: 134	# Placements During Quarter: 149	# Children in Care On Last Day: 104
	Avg Performance All CPAs (%)	Provider Performance (%)*	Possible Points (Weight)	Provider Points Earned
OPM Monitoring Reviews				
Annual Comprehensive Reviews	86%	75%	25	18.70
Safety Reviews	92%	87%	15	12.98
Monitoring Sub-Total			40	31.68
CPA Safety Outcomes				
Incidence of Maltreatment	0.00%	No Substantiated Reports	10	10.00
Staff Training	92%	91%	5	4.55
Staff Safety Checks	86%	100%	5	5.00
Safety Sub-Total			20	19.55
CPA Permanency Outcomes				
Placement Stability	91%	90%	15	13.50
Permanency Sub-Total			15	13.50
CPA Well-Being Outcomes				
EPSDT Medical Visits	83%	75%	4	3.00
EPSDT Dental Visits	78%	56%	4	2.24
Academic Supports	70%	36%	3	1.08
Provider ECEM Visits	75%	72%	7	5.04
Provider General Contacts	73%	58%	7	4.06
Placements with Siblings	65%	86%	Not Scored	Not Scored
Placements within Legal County	19%	6%	Not Scored	Not Scored
Well-Being Sub-Total			25	15.42

*Performance calculation descriptions can be found in the FY 2019 RBWO PBP Measurements and Standards Guide.

Monitoring & Outcomes: Possible Points = 100		Points Earned: 80.15	
Score Before Incentives Credit		80.15%	
Incentives Awarded		10.00 pts	
PBP Verification		N/A pts	
Total Score		90.15%	



DHS, DFCS, Office of Provider Management
Performance-Based Placement Measures
RBWO Provider GA+SCORECARD - CPA



Report Quarter: Q1 FY2019

Provider/Program Name: ENA, Inc., dba NECCO (formerly GA SAFE) - Jonesboro (4289) - CPA

# New Foster Homes During Quarter: 14		# Children in Care During Quarter: 134	# Placements During Quarter: 149	# Children in Care On Last Day: 104
CPA Incentive Credits	Avg Performance All CPAs (%)	Provider Performance (%)*	Possible Points (Weight)	Provider Points Earned
Early EPSDT Medical Visits		13%	2	0.26
Early EPSDT Dental Visits		11%	2	0.22
Permanency Contacts		0%	5	0.00
Additional Academic Supports		1%	2	0.02
HS Grad/GED/Prof or Trade Certificate/College		N/A	10/5/5/1	10.00
EYSS Agreement		50%	5	2.50
Community Connections		0%	4	0.00
Foster Hm Retention Rate (threshold = 90)		89%	2	0.00
Foster Hm Recruitment (threshold = 100)		250%	2	2.00
Active Agency Accreditation		50%	4	2.00
Staff Clinical Licensure		0%	5	0.00
Incentives Total	5.38			17.00
Maximum total combined incentive credit allowed is 10 points.			Incentives Awarded	10.00

*Performance calculation descriptions can be found in the FY 2019 RBWO PBP Measurements and Standards Guide.

Child Protective Services Investigations and Dispositions

The following investigations data, which is not used for scoring but is considered significant to a provider's performance, is from Georgia SHINES and is not considered final or complete until the end of the fiscal year.

Total Reports:	2
Number Screened In:	2
Number Screened Out:	0
Number Substantiated:	0
Number Unsubstantiated:	1
Number Active CPS Investigations:	1



DHS, DFCS, Office of Provider Management
Performance-Based Placement Measures
RBWO Provider GA+SCORECARD - CPA



Report Quarter: Q1 FY2019

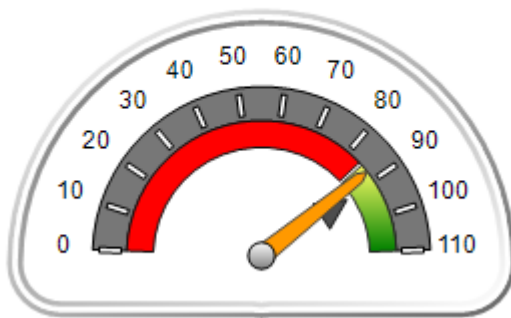
Provider/Program Name: ENA, Inc., dba NECCO (formerly GA SAFE) - Macon (675) - CPA

150 North Crest Boulevard, Macon, GA 31210	Quarterly Scores (Grades)		Current Quarter Score (Grade)
Phone: 478-254-2902	Q1: 87.21 (B+)	Q2: N/A	87.21% (B+)
Vendor ID# 84513	Q3: N/A	Q4: N/A	
# New Foster Homes During Quarter: 8	# Children in Care During Quarter: 98	# Placements During Quarter: 105	# Children in Care On Last Day: 78

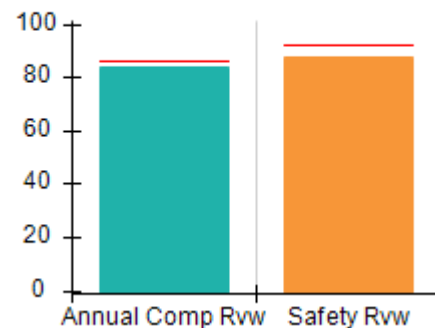
Quarterly Provider Comparisons to All CPAs

— indicates average for all CPAs

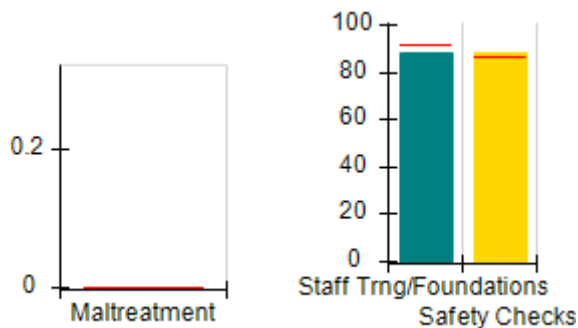
Overall Score (%)



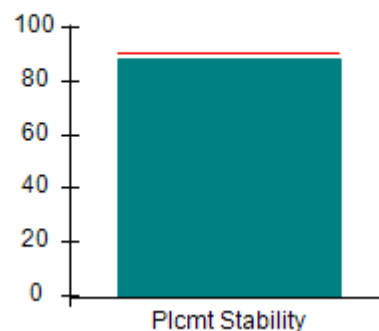
OPM Monitoring Reviews (%)



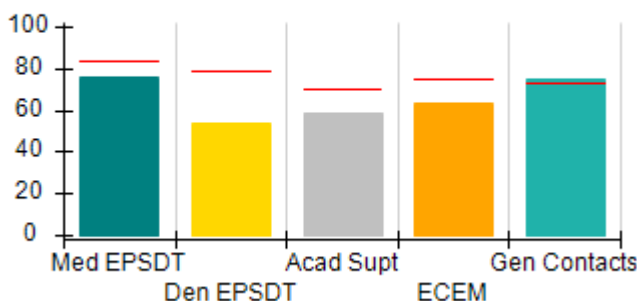
Safety Outcomes (%)



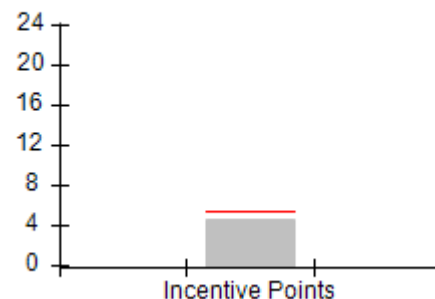
Permanency Outcomes (%)



Well-Being Outcomes (%)



Incentives Earned (Points)





DHS, DFCS, Office of Provider Management
Performance-Based Placement Measures
RBWO Provider GA+SCORECARD - CPA



Report Quarter: Q1 FY2019

Provider/Program Name: ENA, Inc., dba NECCO (formerly GA SAFE) - Macon (675) - CPA

150 North Crest Boulevard, Macon, GA 31210		Quarterly Scores (Grades)		Current Quarter Score (Grade)
Phone: 478-254-2902		Q1: 87.21 (B+)	Q2: N/A	87.21% (B+)
Vendor ID# 84513		Q3: N/A	Q4: N/A	
# New Foster Homes During Quarter: 8		# Children in Care During Quarter: 98	# Placements During Quarter: 105	# Children in Care On Last Day: 78
	Avg Performance All CPAs (%)	Provider Performance (%)*	Possible Points (Weight)	Provider Points Earned
OPM Monitoring Reviews				
Annual Comprehensive Reviews	86%	84%	25	20.94
Safety Reviews	92%	88%	15	13.14
Monitoring Sub-Total			40	34.08
CPA Safety Outcomes				
Incidence of Maltreatment	0.00%	No Substantiated Reports	10	10.00
Staff Training	92%	88%	5	4.40
Staff Safety Checks	86%	88%	5	4.40
Safety Sub-Total			20	18.80
CPA Permanency Outcomes				
Placement Stability	91%	88%	15	13.20
Permanency Sub-Total			15	13.20
CPA Well-Being Outcomes				
EPSDT Medical Visits	83%	76%	4	3.04
EPSDT Dental Visits	78%	54%	4	2.16
Academic Supports	70%	59%	3	1.77
Provider ECEM Visits	75%	63%	7	4.41
Provider General Contacts	73%	75%	7	5.25
Placements with Siblings	65%	70%	Not Scored	Not Scored
Placements within Legal County	19%	5%	Not Scored	Not Scored
Well-Being Sub-Total			25	16.63

*Performance calculation descriptions can be found in the FY 2019 RBWO PBP Measurements and Standards Guide.

Monitoring & Outcomes: Possible Points = 100		Points Earned: 82.71	
Score Before Incentives Credit			82.71%
Incentives Awarded			4.50 pts
PBP Verification			N/A pts
Total Score			87.21%



DHS, DFCS, Office of Provider Management
Performance-Based Placement Measures
RBWO Provider GA+SCORECARD - CPA



Report Quarter: Q1 FY2019

Provider/Program Name: ENA, Inc., dba NECCO (formerly GA SAFE) - Macon (675) - CPA

# New Foster Homes During Quarter: 8		# Children in Care During Quarter: 98	# Placements During Quarter: 105	# Children in Care On Last Day: 78
CPA Incentive Credits	Avg Performance All CPAs (%)	Provider Performance (%)*	Possible Points (Weight)	Provider Points Earned
Early EPSDT Medical Visits		12%	2	0.24
Early EPSDT Dental Visits		13%	2	0.26
Permanency Contacts		0%	5	0.00
Additional Academic Supports		0%	2	0.00
HS Grad/GED/Prof or Trade Certificate/College		N/A	10/5/5/1	
EYSS Agreement		Not Eligible	5	
Community Connections		0%	4	0.00
Foster Hm Retention Rate (threshold = 90)		79%	2	0.00
Foster Hm Recruitment (threshold = 100)		175%	2	2.00
Active Agency Accreditation		50%	4	2.00
Staff Clinical Licensure		0%	5	0.00
Incentives Total	5.38			4.50
Maximum total combined incentive credit allowed is 10 points.			Incentives Awarded	4.50

*Performance calculation descriptions can be found in the FY 2019 RBWO PBP Measurements and Standards Guide.

Child Protective Services Investigations and Dispositions

The following investigations data, which is not used for scoring but is considered significant to a provider's performance, is from Georgia SHINES and is not considered final or complete until the end of the fiscal year.

Total Reports:	1
Number Screened In:	1
Number Screened Out:	0
Number Substantiated:	0
Number Unsubstantiated:	0
Number Active CPS Investigations:	1



DHS, DFCS, Office of Provider Management
Performance-Based Placement Measures
RBWO Provider GA+SCORECARD - CPA



Report Quarter: Q1 FY2019

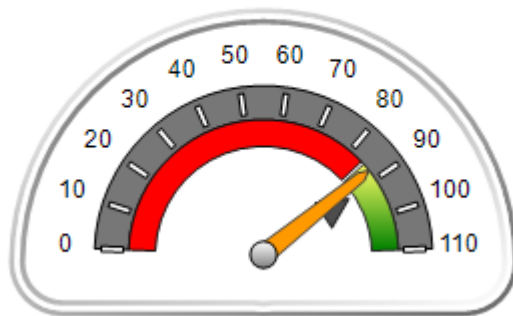
Provider/Program Name: ENA, Inc., dba NECCO (formerly GA SAFE) - Martinez (673) - CPA

4424 Columbia Rd., Martinez, GA 30907	Quarterly Scores (Grades)		Current Quarter Score (Grade)
Phone: 706-210-3435	Q1: 87.17 (B+)	Q2: N/A	87.17% (B+)
Vendor ID# 84510	Q3: N/A	Q4: N/A	
# New Foster Homes During Quarter: 6	# Children in Care During Quarter: 72	# Placements During Quarter: 80	# Children in Care On Last Day: 50

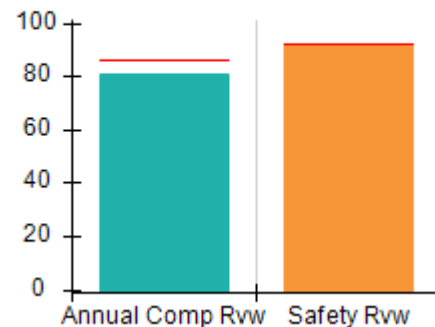
Quarterly Provider Comparisons to All CPAs

▼ — indicates average for all CPAs

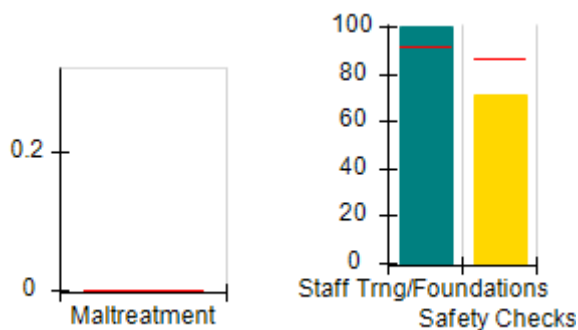
Overall Score (%)



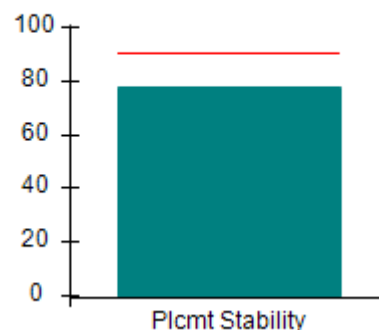
OPM Monitoring Reviews (%)



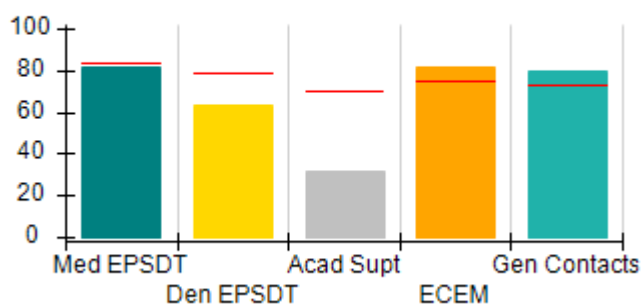
Safety Outcomes (%)



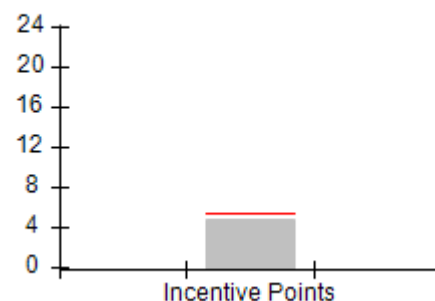
Permanency Outcomes (%)



Well-Being Outcomes (%)



Incentives Earned (Points)





Performance-Based Placement Measures RBWO Provider GA+SCORECARD - CPA

Report Quarter: Q1 FY2019

Provider/Program Name: ENA, Inc., dba NECCO (formerly GA SAFE) - Martinez (673) - CPA				
4424 Columbia Rd., Martinez, GA 30907		Quarterly Scores (Grades)		Current Quarter Score (Grade)
Phone: 706-210-3435		Q1: 87.17 (B+)	Q2: N/A	87.17% (B+)
Vendor ID# 84510		Q3: N/A	Q4: N/A	
# New Foster Homes During Quarter: 6		# Children in Care During Quarter: 72	# Placements During Quarter: 80	# Children in Care On Last Day: 50
	Avg Performance All CPAs (%)	Provider Performance (%)*	Possible Points (Weight)	Provider Points Earned
OPM Monitoring Reviews				
Annual Comprehensive Reviews	86%	81%	25	20.29
Safety Reviews	92%	92%	15	13.79
Monitoring Sub-Total			40	34.08
CPA Safety Outcomes				
Incidence of Maltreatment	0.00%	No Substantiated Reports	10	10.00
Staff Training	92%	100%	5	5.00
Staff Safety Checks	86%	71%	5	3.55
Safety Sub-Total			20	18.55
CPA Permanency Outcomes				
Placement Stability	91%	78%	15	11.70
Permanency Sub-Total			15	11.70
CPA Well-Being Outcomes				
EPSDT Medical Visits	83%	82%	4	3.28
EPSDT Dental Visits	78%	63%	4	2.52
Academic Supports	70%	32%	3	0.96
Provider ECEM Visits	75%	82%	7	5.74
Provider General Contacts	73%	80%	7	5.60
Placements with Siblings	65%	53%	Not Scored	Not Scored
Placements within Legal County	19%	32%	Not Scored	Not Scored
Well-Being Sub-Total			25	18.10
*Performance calculation descriptions can be found in the FY 2019 RBWO PBP Measurements and Standards Guide.				
Monitoring & Outcomes: Possible Points = 100			Points Earned: 82.43	
Score Before Incentives Credit			82.43%	
Incentives Awarded			4.74 pts	
PBP Verification			N/A pts	
Total Score			87.17%	



DHS, DFCS, Office of Provider Management
Performance-Based Placement Measures
RBWO Provider GA+SCORECARD - CPA



Report Quarter: Q1 FY2019

Provider/Program Name: ENA, Inc., dba NECCO (formerly GA SAFE) - Martinez (673) - CPA

# New Foster Homes During Quarter: 6		# Children in Care During Quarter: 72	# Placements During Quarter: 80	# Children in Care On Last Day: 50
CPA Incentive Credits	Avg Performance All CPAs (%)	Provider Performance (%)*	Possible Points (Weight)	Provider Points Earned
Early EPSDT Medical Visits		20%	2	0.40
Early EPSDT Dental Visits		17%	2	0.34
Permanency Contacts		0%	5	0.00
Additional Academic Supports		0%	2	0.00
HS Grad/GED/Prof or Trade Certificate/College		N/A	10/5/5/1	
EYSS Agreement		0%	5	0.00
Community Connections		0%	4	0.00
Foster Hm Retention Rate (threshold = 90)		89%	2	0.00
Foster Hm Recruitment (threshold = 100)		175%	2	2.00
Active Agency Accreditation		50%	4	2.00
Staff Clinical Licensure		0%	5	0.00
Incentives Total	5.38			4.74
Maximum total combined incentive credit allowed is 10 points.			Incentives Awarded	4.74

*Performance calculation descriptions can be found in the FY 2019 RBWO PBP Measurements and Standards Guide.

Child Protective Services Investigations and Dispositions

The following investigations data, which is not used for scoring but is considered significant to a provider's performance, is from Georgia SHINES and is not considered final or complete until the end of the fiscal year.

Total Reports:	0
Number Screened In:	0
Number Screened Out:	0
Number Substantiated:	0
Number Unsubstantiated:	0
Number Active CPS Investigations:	0



DHS, DFCS, Office of Provider Management

Performance-Based Placement Measures

RBWO Provider GA+SCORECARD - CPA



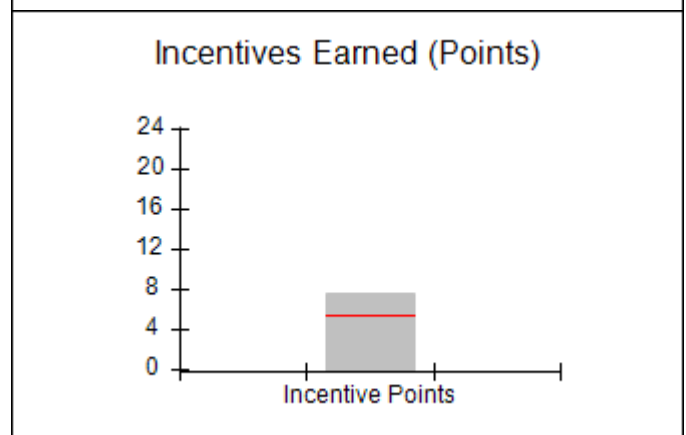
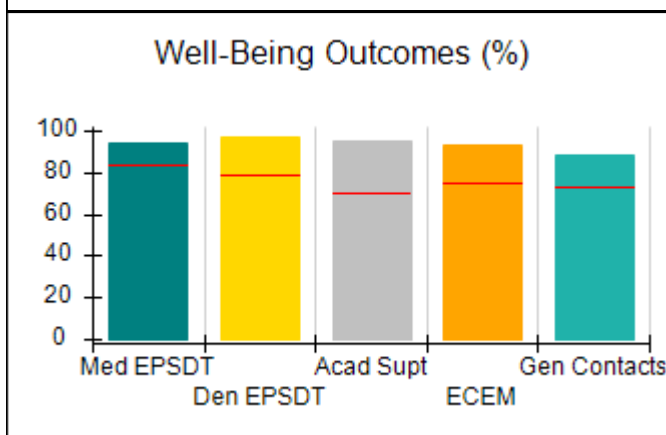
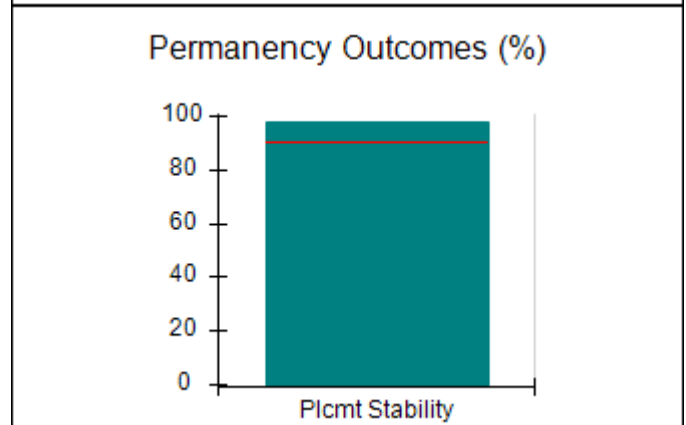
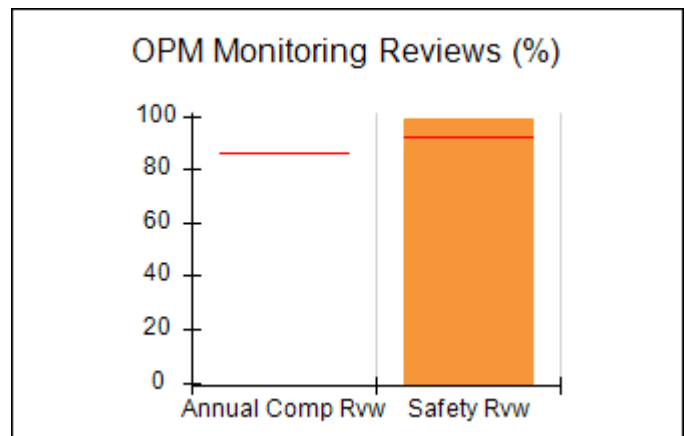
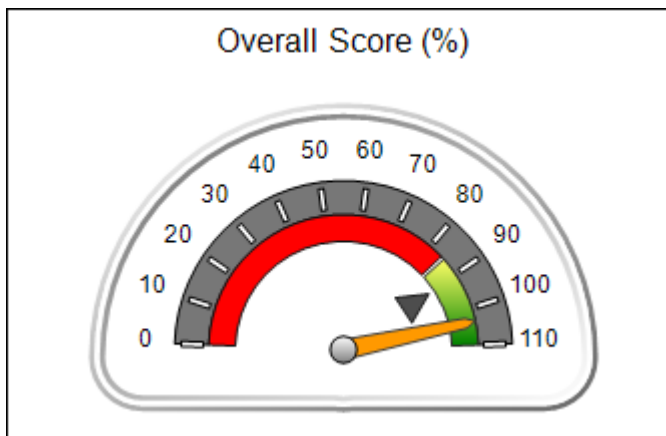
Report Quarter: Q1 FY2019

Provider/Program Name: ENA, Inc., dba NECCO (formerly GA SAFE) - Valdosta (5330) - CPA

120 North Oak St., Valdosta, GA 31601	Quarterly Scores (Grades)		Current Quarter Score (Grade)
Phone: 2294157957	Q1: 103.68 (A+)	Q2: N/A	103.68% (A+)
Vendor ID# 156826	Q3: N/A	Q4: N/A	
# New Foster Homes During Quarter: 7	# Children in Care During Quarter: 63	# Placements During Quarter: 64	# Children in Care On Last Day: 54

Quarterly Provider Comparisons to All CPAs

▼ — indicates average for all CPAs





DHS, DFCS, Office of Provider Management
Performance-Based Placement Measures
RBWO Provider GA+SCORECARD - CPA



Report Quarter: Q1 FY2019

Provider/Program Name: ENA, Inc., dba NECCO (formerly GA SAFE) - Valdosta (5330) - CPA

120 North Oak St., Valdosta, GA 31601	Quarterly Scores (Grades)		Current Quarter Score (Grade)
Phone: 2294157957	Q1: 103.68 (A+)	Q2: N/A	103.68% (A+)
Vendor ID# 156826	Q3: N/A	Q4: N/A	

# New Foster Homes During Quarter: 7	# Children in Care During Quarter: 63	# Placements During Quarter: 64	# Children in Care On Last Day: 54
--------------------------------------	---------------------------------------	---------------------------------	------------------------------------

	Avg Performance All CPAs (%)	Provider Performance (%)*	Possible Points (Weight)	Provider Points Earned
--	------------------------------	---------------------------	--------------------------	------------------------

OPM Monitoring Reviews

Annual Comprehensive Reviews	86%	Not Yet Conducted		
Safety Reviews	92%	99%	15	14.81
Monitoring Sub-Total			15	14.81

CPA Safety Outcomes

Incidence of Maltreatment	0.00%	No Substantiated Reports	10	10.00
Staff Training	92%	88%	5	4.40
Staff Safety Checks	86%	100%	5	5.00
Safety Sub-Total			20	19.40

CPA Permanency Outcomes

Placement Stability	91%	98%	15	14.70
Permanency Sub-Total			15	14.70

CPA Well-Being Outcomes

EPSDT Medical Visits	83%	94%	4	3.76
EPSDT Dental Visits	78%	97%	4	3.88
Academic Supports	70%	95%	3	2.85
Provider ECEM Visits	75%	93%	7	6.51
Provider General Contacts	73%	88%	7	6.16
Placements with Siblings	65%	79%	Not Scored	Not Scored
Placements within Legal County	19%	30%	Not Scored	Not Scored
Well-Being Sub-Total			25	23.16

*Performance calculation descriptions can be found in the FY 2019 RBWO PBP Measurements and Standards Guide.

Monitoring & Outcomes: Possible Points = 75	Points Earned: 72.07
Score Before Incentives Credit	96.10%
Incentives Awarded	7.58 pts
PBP Verification	N/A pts
Total Score	103.68%



DHS, DFCS, Office of Provider Management
Performance-Based Placement Measures
RBWO Provider GA+SCORECARD - CPA



Report Quarter: Q1 FY2019

Provider/Program Name: ENA, Inc., dba NECCO (formerly GA SAFE) - Valdosta (5330) - CPA

# New Foster Homes During Quarter: 7		# Children in Care During Quarter: 63	# Placements During Quarter: 64	# Children in Care On Last Day: 54
CPA Incentive Credits	Avg Performance All CPAs (%)	Provider Performance (%)*	Possible Points (Weight)	Provider Points Earned
Early EPSDT Medical Visits		100%	2	2.00
Early EPSDT Dental Visits		54%	2	1.08
Permanency Contacts		0%	5	0.00
Additional Academic Supports		0%	2	0.00
HS Grad/GED/Prof or Trade Certificate/College		N/A	10/5/5/1	
EYSS Agreement		Not Eligible	5	
Community Connections		0%	4	0.00
Foster Hm Retention Rate (threshold = 90)		89%	2	0.00
Foster Hm Recruitment (threshold = 100)		150%	2	2.00
Active Agency Accreditation		50%	4	2.00
Staff Clinical Licensure		10%	5	0.50
Incentives Total	5.38			7.58
Maximum total combined incentive credit allowed is 10 points.			Incentives Awarded	7.58

*Performance calculation descriptions can be found in the FY 2019 RBWO PBP Measurements and Standards Guide.

Child Protective Services Investigations and Dispositions

The following investigations data, which is not used for scoring but is considered significant to a provider's performance, is from Georgia SHINES and is not considered final or complete until the end of the fiscal year.

Total Reports:	2
Number Screened In:	2
Number Screened Out:	0
Number Substantiated:	0
Number Unsubstantiated:	0
Number Active CPS Investigations:	2



DHS, DFCS, Office of Provider Management

Performance-Based Placement Measures

RBWO Provider GA+SCORECARD - CPA



Report Quarter: Q1 FY2019

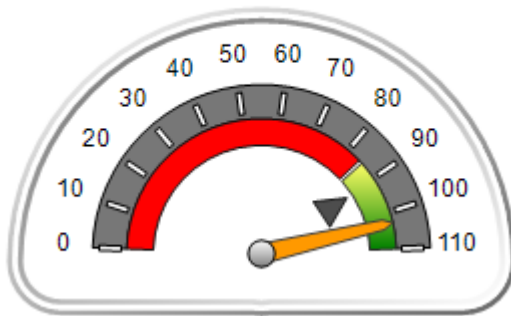
Provider/Program Name: Faithbridge Foster Care - Atlanta (974) - CPA

4400 Northpoint Parkway, Alpharetta, GA 30022	Quarterly Scores (Grades)		Current Quarter Score (Grade)
Phone: 678-690-7114	Q1: 102.98 (A+)	Q2: N/A	102.98% (A+)
Vendor ID# 82494	Q3: N/A	Q4: N/A	
# New Foster Homes During Quarter: 34	# Children in Care During Quarter: 258	# Placements During Quarter: 266	# Children in Care On Last Day: 208

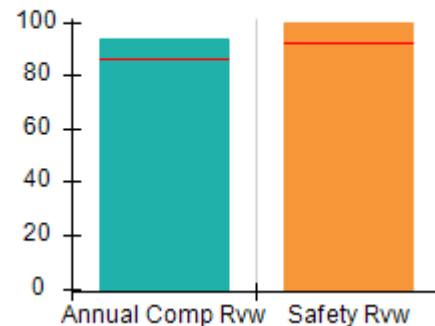
Quarterly Provider Comparisons to All CPAs

▼ — indicates average for all CPAs

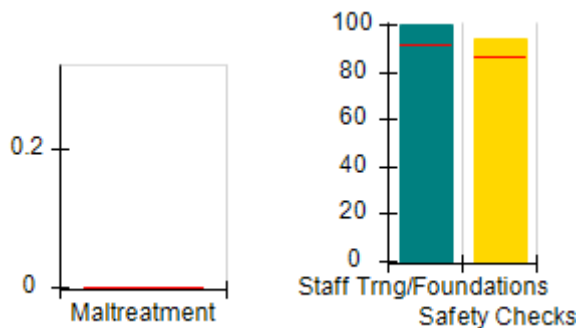
Overall Score (%)



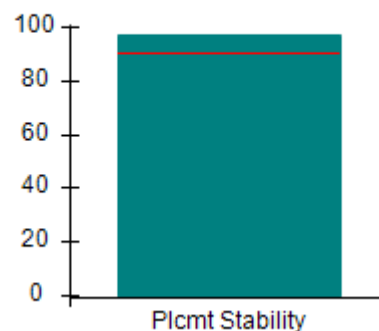
OPM Monitoring Reviews (%)



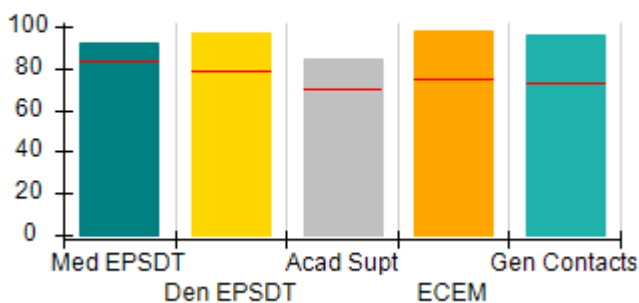
Safety Outcomes (%)



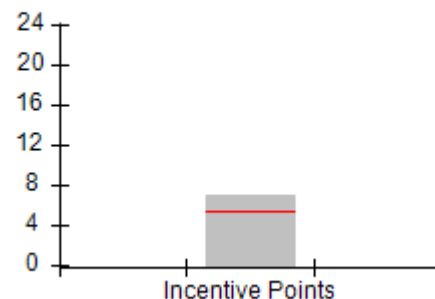
Permanency Outcomes (%)



Well-Being Outcomes (%)



Incentives Earned (Points)





DHS, DFCS, Office of Provider Management
Performance-Based Placement Measures
RBWO Provider GA+SCORECARD - CPA
 Report Quarter: Q1 FY2019



Provider/Program Name: Faithbridge Foster Care - Atlanta (974) - CPA				
4400 Northpoint Parkway, Alpharetta, GA 30022	Quarterly Scores (Grades)			Current Quarter Score (Grade)
Phone: 678-690-7114	Q1: 102.98 (A+)	Q2: N/A	102.98% (A+)	
Vendor ID# 82494	Q3: N/A	Q4: N/A		
# New Foster Homes During Quarter: 34	# Children in Care During Quarter: 258	# Placements During Quarter: 266	# Children in Care On Last Day: 208	
	Avg Performance All CPAs (%)	Provider Performance (%)*	Possible Points (Weight)	Provider Points Earned
OPM Monitoring Reviews				
Annual Comprehensive Reviews	86%	94%	25	23.38
Safety Reviews	92%	100%	15	14.96
Monitoring Sub-Total			40	38.34
CPA Safety Outcomes				
Incidence of Maltreatment	0.00%	Not Eligible		
Staff Training	92%	100%	10	10.00
Staff Safety Checks	86%	94%	10	9.40
Safety Sub-Total			20	19.40
CPA Permanency Outcomes				
Placement Stability	91%	97%	15	14.55
Permanency Sub-Total			15	14.55
CPA Well-Being Outcomes				
EPSDT Medical Visits	83%	92%	4	3.68
EPSDT Dental Visits	78%	97%	4	3.88
Academic Supports	70%	84%	3	2.52
Provider ECEM Visits	75%	98%	7	6.86
Provider General Contacts	73%	96%	7	6.72
Placements with Siblings	65%	62%	Not Scored	Not Scored
Placements within Legal County	19%	32%	Not Scored	Not Scored
Well-Being Sub-Total			25	23.66

*Performance calculation descriptions can be found in the FY 2019 RBWO PBP Measurements and Standards Guide.

Monitoring & Outcomes: Possible Points = 100	Points Earned: 95.95
Score Before Incentives Credit	95.95%
Incentives Awarded	7.03 pts
PBP Verification	N/A pts
Total Score	102.98%



DHS, DFCS, Office of Provider Management
Performance-Based Placement Measures
RBWO Provider GA+SCORECARD - CPA
Report Quarter: Q1 FY2019



Provider/Program Name: Faithbridge Foster Care - Atlanta (974) - CPA

# New Foster Homes During Quarter: 34		# Children in Care During Quarter: 258	# Placements During Quarter: 266	# Children in Care On Last Day: 208
CPA Incentive Credits	Avg Performance All CPAs (%)	Provider Performance (%)*	Possible Points (Weight)	Provider Points Earned
Early EPSDT Medical Visits		92%	2	1.84
Early EPSDT Dental Visits		91%	2	1.82
Permanency Contacts		15%	5	0.75
Additional Academic Supports		31%	2	0.62
HS Grad/GED/Prof or Trade Certificate/College		N/A	10/5/5/1	
EYSS Agreement		Not Eligible	5	
Community Connections		0%	4	0.00
Foster Hm Retention Rate (threshold = 90)		89%	2	0.00
Foster Hm Recruitment (threshold = 100)		750%	2	2.00
Active Agency Accreditation		0%	4	0.00
Staff Clinical Licensure		0%	5	0.00
Incentives Total	5.38			7.03
Maximum total combined incentive credit allowed is 10 points.			Incentives Awarded	7.03

*Performance calculation descriptions can be found in the FY 2019 RBWO PBP Measurements and Standards Guide.

Child Protective Services Investigations and Dispositions

The following investigations data, which is not used for scoring but is considered significant to a provider's performance, is from Georgia SHINES and is not considered final or complete until the end of the fiscal year.

Total Reports:	0
Number Screened In:	0
Number Screened Out:	0
Number Substantiated:	0
Number Unsubstantiated:	1
Number Active CPS Investigations:	-1

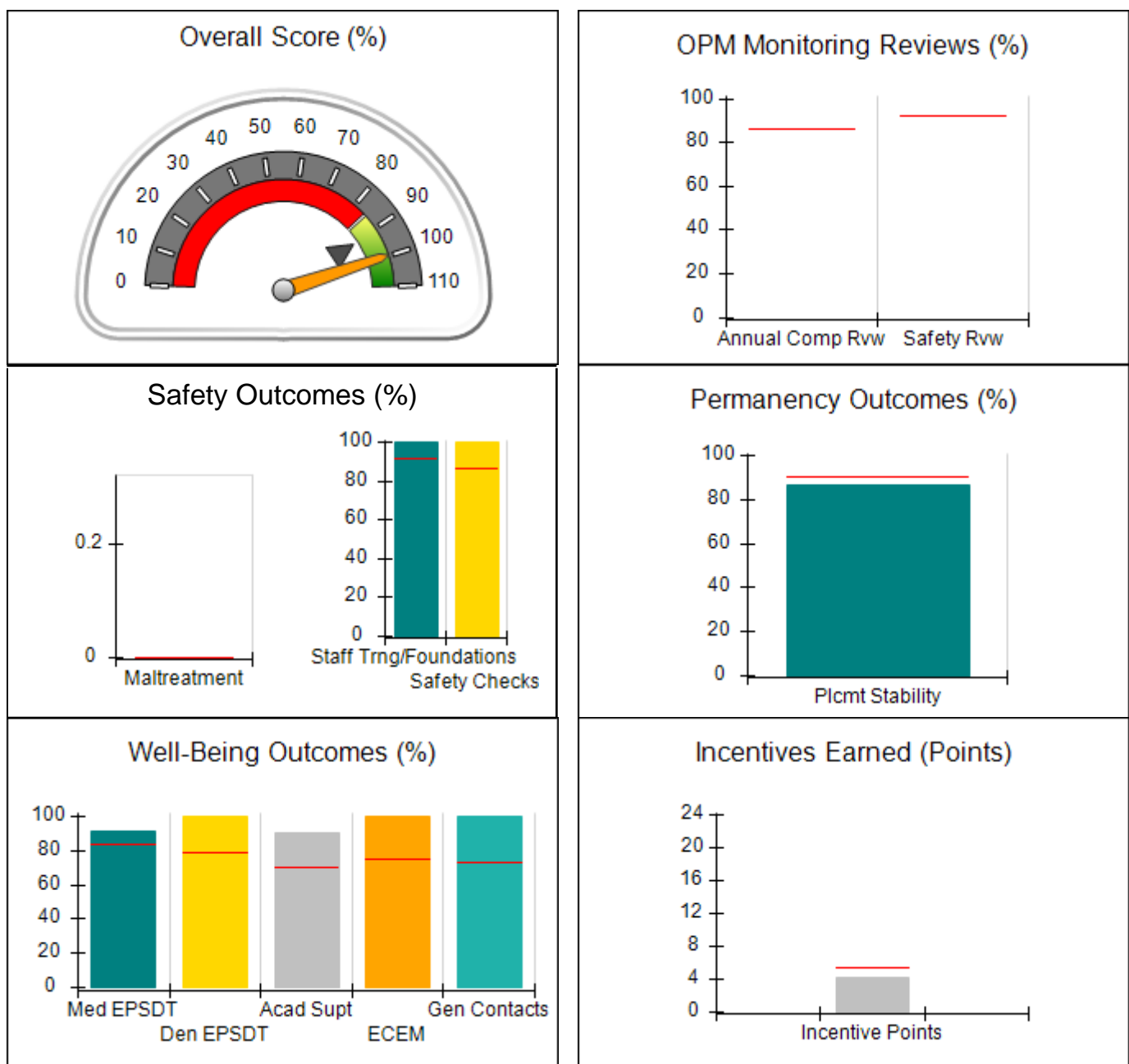


DHS, DFCS, Office of Provider Management
Performance-Based Placement Measures
RBWO Provider GA+SCORECARD - CPA
Report Quarter: Q1 FY2019



Provider/Program Name: Families 4 Families - Dublin (5339) - CPA			
340 Trinity Rd., Dublin, GA 31021	Quarterly Scores (Grades)		Current Quarter Score (Grade)
Phone: 478-308-7952	Q1: 99.75 (A+)	Q2: N/A	99.75% (A+)
Vendor ID# 157625	Q3: N/A	Q4: N/A	
# New Foster Homes During Quarter: 1	# Children in Care During Quarter: 15	# Placements During Quarter: 17	# Children in Care On Last Day: 8
Quarterly Provider Comparisons to All CPAs			

▼ — indicates average for all CPAs





DHS, DFCS, Office of Provider Management
Performance-Based Placement Measures
RBWO Provider GA+SCORECARD - CPA



Report Quarter: Q1 FY2019

Provider/Program Name: Families 4 Families - Dublin (5339) - CPA				
340 Trinity Rd., Dublin, GA 31021	Quarterly Scores (Grades)		Current Quarter Score (Grade)	
Phone: 478-308-7952	Q1: 99.75 (A+)	Q2: N/A	99.75% (A+)	
Vendor ID# 157625	Q3: N/A	Q4: N/A		
# New Foster Homes During Quarter: 1	# Children in Care During Quarter: 15	# Placements During Quarter: 17	# Children in Care On Last Day: 8	
	Avg Performance All CPAs (%)	Provider Performance (%)*	Possible Points (Weight)	Provider Points Earned
OPM Monitoring Reviews				
Annual Comprehensive Reviews	86%	Not Yet Conducted		
Safety Reviews	92%	Not Yet Conducted		
Monitoring Sub-Total				0.00
CPA Safety Outcomes				
Incidence of Maltreatment	0.00%	No Substantiated Reports	10	10.00
Staff Training	92%	100%	5	5.00
Staff Safety Checks	86%	100%	5	5.00
Safety Sub-Total			20	20.00
CPA Permanency Outcomes				
Placement Stability	91%	87%	15	13.05
Permanency Sub-Total			15	13.05
CPA Well-Being Outcomes				
EPSDT Medical Visits	83%	91%	4	3.64
EPSDT Dental Visits	78%	100%	4	4.00
Academic Supports	70%	90%	3	2.70
Provider ECEM Visits	75%	100%	7	7.00
Provider General Contacts	73%	100%	7	7.00
Placements with Siblings	65%	100%	Not Scored	Not Scored
Placements within Legal County	19%	100%	Not Scored	Not Scored
Well-Being Sub-Total			25	24.34

*Performance calculation descriptions can be found in the FY 2019 RBWO PBP Measurements and Standards Guide.

Monitoring & Outcomes: Possible Points = 60	Points Earned: 57.39
Score Before Incentives Credit	95.65%
Incentives Awarded	4.10 pts
PBP Verification	N/A pts
Total Score	99.75%



DHS, DFCS, Office of Provider Management
Performance-Based Placement Measures
RBWO Provider GA+SCORECARD - CPA
Report Quarter: Q1 FY2019



Provider/Program Name: Families 4 Families - Dublin (5339) - CPA

# New Foster Homes During Quarter: 1		# Children in Care During Quarter: 15	# Placements During Quarter: 17	# Children in Care On Last Day: 8
CPA Incentive Credits	Avg Performance All CPAs (%)	Provider Performance (%)*	Possible Points (Weight)	Provider Points Earned
Early EPSDT Medical Visits		Not Eligible	2	
Early EPSDT Dental Visits		Not Eligible	2	
Permanency Contacts		None Planned	5	
Additional Academic Supports		80%	2	1.60
HS Grad/GED/Prof or Trade Certificate/College		N/A	10/5/5/1	
EYSS Agreement		Not Eligible	5	
Community Connections		0%	4	0.00
Foster Hm Retention Rate (threshold = 90)		50%	2	0.00
Foster Hm Recruitment (threshold = 100)		100%	2	2.00
Active Agency Accreditation		0%	4	0.00
Staff Clinical Licensure		10%	5	0.50
Incentives Total	5.38			4.10
Maximum total combined incentive credit allowed is 10 points.			Incentives Awarded	4.10

*Performance calculation descriptions can be found in the FY 2019 RBWO PBP Measurements and Standards Guide.

Child Protective Services Investigations and Dispositions

The following investigations data, which is not used for scoring but is considered significant to a provider's performance, is from Georgia SHINES and is not considered final or complete until the end of the fiscal year.

Total Reports:	0
Number Screened In:	0
Number Screened Out:	0
Number Substantiated:	0
Number Unsubstantiated:	0
Number Active CPS Investigations:	0



DHS, DFCS, Office of Provider Management

Performance-Based Placement Measures

RBWO Provider GA+SCORECARD - CPA

Report Quarter: Q1 FY2019



Provider/Program Name: Families 4 Families - Loganville (5257) - CPA			
3915 Harrison Road, Loganville, GA 30052	Quarterly Scores (Grades)		Current Quarter Score (Grade)
Phone: 770-462-3405	Q1: 104.95 (A+)	Q2: N/A	104.95% (A+)
Vendor ID# 152583	Q3: N/A	Q4: N/A	
# New Foster Homes During Quarter: 8	# Children in Care During Quarter: 81	# Placements During Quarter: 87	# Children in Care On Last Day: 65
Quarterly Provider Comparisons to All CPAs			

▼ — indicates average for all CPAs





DHS, DFCS, Office of Provider Management
Performance-Based Placement Measures
RBWO Provider GA+SCORECARD - CPA



Report Quarter: Q1 FY2019

Provider/Program Name: Families 4 Families - Loganville (5257) - CPA				
3915 Harrison Road, Loganville, GA 30052		Quarterly Scores (Grades)		Current Quarter Score (Grade)
Phone: 770-462-3405		Q1: 104.95 (A+)	Q2: N/A	104.95% (A+)
Vendor ID# 152583		Q3: N/A	Q4: N/A	
# New Foster Homes During Quarter: 8		# Children in Care During Quarter: 81	# Placements During Quarter: 87	# Children in Care On Last Day: 65
	Avg Performance All CPAs (%)	Provider Performance (%)*	Possible Points (Weight)	Provider Points Earned
OPM Monitoring Reviews				
Annual Comprehensive Reviews	86%	Not Yet Conducted		
Safety Reviews	92%	100%	15	15.00
Monitoring Sub-Total			15	15.00
CPA Safety Outcomes				
Incidence of Maltreatment	0.00%	No Substantiated Reports	10	10.00
Staff Training	92%	100%	5	5.00
Staff Safety Checks	86%	100%	5	5.00
Safety Sub-Total			20	20.00
CPA Permanency Outcomes				
Placement Stability	91%	90%	15	13.50
Permanency Sub-Total			15	13.50
CPA Well-Being Outcomes				
EPSDT Medical Visits	83%	93%	4	3.72
EPSDT Dental Visits	78%	100%	4	4.00
Academic Supports	70%	94%	3	2.82
Provider ECEM Visits	75%	100%	7	7.00
Provider General Contacts	73%	99%	7	6.93
Placements with Siblings	65%	86%	Not Scored	Not Scored
Placements within Legal County	19%	18%	Not Scored	Not Scored
Well-Being Sub-Total			25	24.47

*Performance calculation descriptions can be found in the FY 2019 RBWO PBP Measurements and Standards Guide.

Monitoring & Outcomes: Possible Points = 75		Points Earned: 72.97	
Score Before Incentives Credit			97.29%
Incentives Awarded			7.66 pts
PBP Verification			0.00 pts
Total Score			104.95%



DHS, DFCS, Office of Provider Management
Performance-Based Placement Measures
RBWO Provider GA+SCORECARD - CPA
Report Quarter: Q1 FY2019



Provider/Program Name: Families 4 Families - Loganville (5257) - CPA

# New Foster Homes During Quarter: 8		# Children in Care During Quarter: 81	# Placements During Quarter: 87	# Children in Care On Last Day: 65
CPA Incentive Credits	Avg Performance All CPAs (%)	Provider Performance (%)*	Possible Points (Weight)	Provider Points Earned
Early EPSDT Medical Visits		100%	2	2.00
Early EPSDT Dental Visits		100%	2	2.00
Permanency Contacts		0%	5	0.00
Additional Academic Supports		58%	2	1.16
HS Grad/GED/Prof or Trade Certificate/College		N/A	10/5/5/1	
EYSS Agreement		Not Eligible	5	
Community Connections		0%	4	0.00
Foster Hm Retention Rate (threshold = 90)		86%	2	0.00
Foster Hm Recruitment (threshold = 100)		225%	2	2.00
Active Agency Accreditation		0%	4	0.00
Staff Clinical Licensure		10%	5	0.50
Incentives Total	5.38			7.66
Maximum total combined incentive credit allowed is 10 points.			Incentives Awarded	7.66

*Performance calculation descriptions can be found in the FY 2019 RBWO PBP Measurements and Standards Guide.

Child Protective Services Investigations and Dispositions

The following investigations data, which is not used for scoring but is considered significant to a provider's performance, is from Georgia SHINES and is not considered final or complete until the end of the fiscal year.

Total Reports:	1
Number Screened In:	0
Number Screened Out:	1
Number Substantiated:	0
Number Unsubstantiated:	0
Number Active CPS Investigations:	0



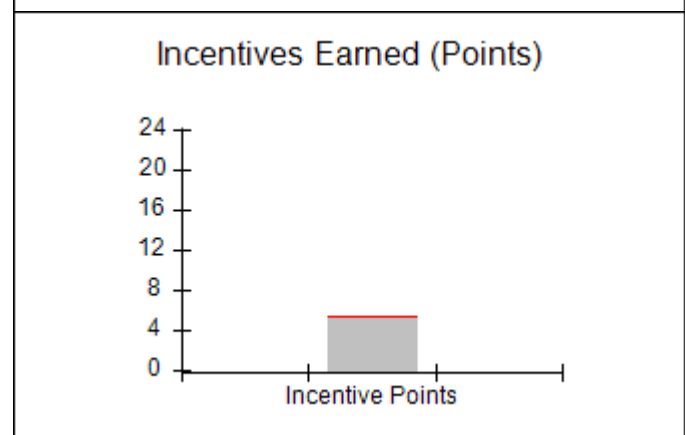
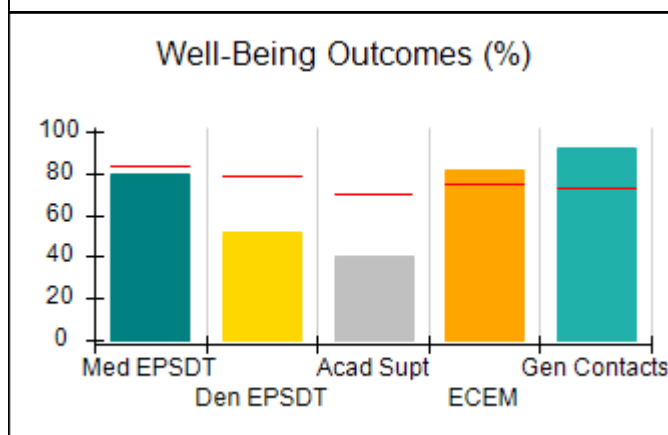
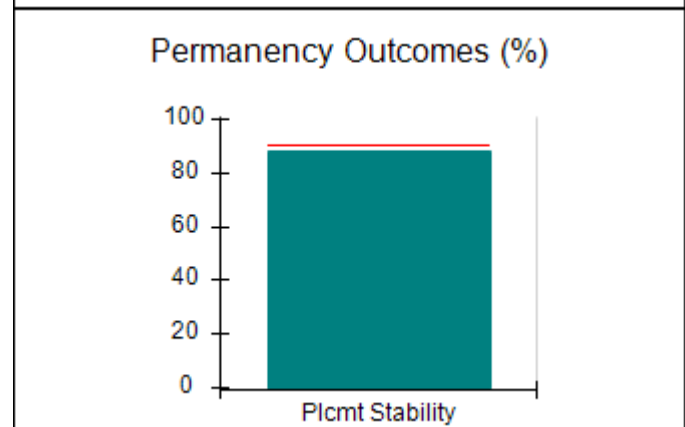
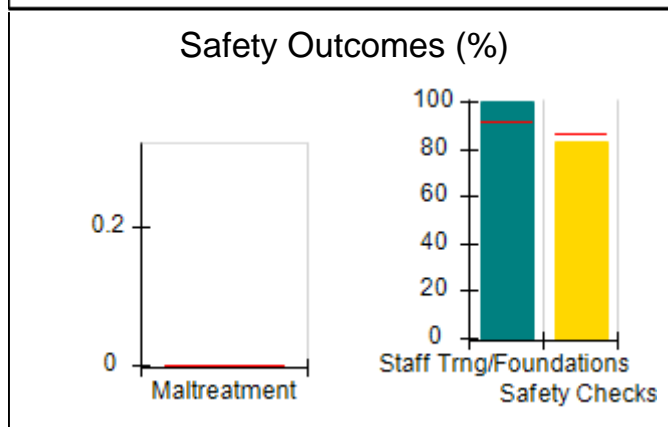
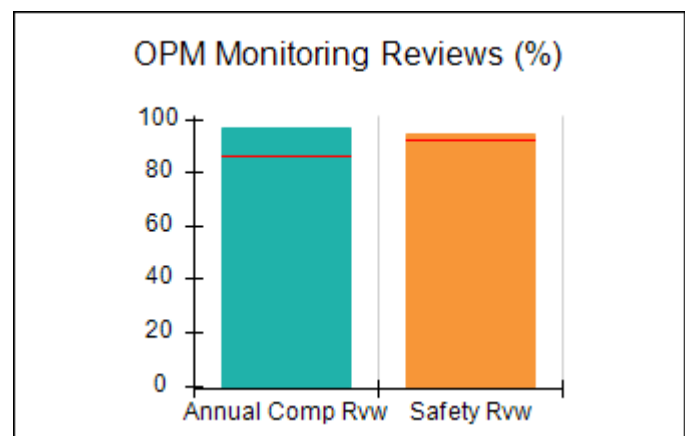
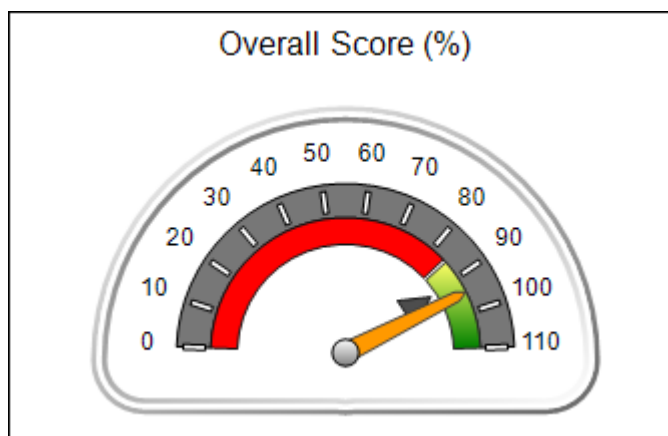
DHS, DFCS, Office of Provider Management
Performance-Based Placement Measures
RBWO Provider GA+SCORECARD - CPA



Report Quarter: Q1 FY2019

Provider/Program Name: Families First - Foster Care Program: Atlanta (639) - CPA			
80 Joseph E. Lowery Blvd NW, Atlanta, GA 30314	Quarterly Scores (Grades)		Current Quarter Score (Grade)
Phone: 404-853-2867	Q1: 94.59 (A)	Q2: N/A	94.59% (A)
Vendor ID# 35335	Q3: N/A	Q4: N/A	
# New Foster Homes During Quarter: 0	# Children in Care During Quarter: 25	# Placements During Quarter: 26	# Children in Care On Last Day: 19
Quarterly Provider Comparisons to All CPAs			

▼ — indicates average for all CPAs





DHS, DFCS, Office of Provider Management
Performance-Based Placement Measures
RBWO Provider GA+SCORECARD - CPA



Report Quarter: Q1 FY2019

Provider/Program Name: Families First - Foster Care Program: Atlanta (639) - CPA				
80 Joseph E. Lowery Blvd NW, Atlanta, GA 30314		Quarterly Scores (Grades)		Current Quarter Score (Grade)
Phone: 404-853-2867		Q1: 94.59 (A)	Q2: N/A	94.59% (A)
Vendor ID# 35335		Q3: N/A	Q4: N/A	
# New Foster Homes During Quarter: 0		# Children in Care During Quarter: 25	# Placements During Quarter: 26	# Children in Care On Last Day: 19
	Avg Performance All CPAs (%)	Provider Performance (%)*	Possible Points (Weight)	Provider Points Earned
OPM Monitoring Reviews				
Annual Comprehensive Reviews	86%	96%	25	24.12
Safety Reviews	92%	95%	15	14.18
Monitoring Sub-Total			40	38.30
CPA Safety Outcomes				
Incidence of Maltreatment	0.00%	No Substantiated Reports	10	10.00
Staff Training	92%	100%	5	5.00
Staff Safety Checks	86%	83%	5	4.15
Safety Sub-Total			20	19.15
CPA Permanency Outcomes				
Placement Stability	91%	88%	15	13.20
Permanency Sub-Total			15	13.20
CPA Well-Being Outcomes				
EPSDT Medical Visits	83%	80%	4	3.20
EPSDT Dental Visits	78%	52%	4	2.08
Academic Supports	70%	40%	3	1.20
Provider ECEM Visits	75%	82%	7	5.74
Provider General Contacts	73%	92%	7	6.44
Placements with Siblings	65%	54%	Not Scored	Not Scored
Placements within Legal County	19%	0%	Not Scored	Not Scored
Well-Being Sub-Total			25	18.66
*Performance calculation descriptions can be found in the FY 2019 RBWO PBP Measurements and Standards Guide.				
Monitoring & Outcomes: Possible Points = 100			Points Earned: 89.31	
Score Before Incentives Credit				89.31%
Incentives Awarded				5.28 pts
PBP Verification				N/A pts
Total Score				94.59%



DHS, DFCS, Office of Provider Management
Performance-Based Placement Measures
RBWO Provider GA+SCORECARD - CPA



Report Quarter: Q1 FY2019

Provider/Program Name: Families First - Foster Care Program: Atlanta (639) - CPA

# New Foster Homes During Quarter: 0		# Children in Care During Quarter: 25	# Placements During Quarter: 26	# Children in Care On Last Day: 19
CPA Incentive Credits	Avg Performance All CPAs (%)	Provider Performance (%)*	Possible Points (Weight)	Provider Points Earned
Early EPSDT Medical Visits		0%	2	0.00
Early EPSDT Dental Visits		14%	2	0.28
Permanency Contacts		None Planned	5	
Additional Academic Supports		0%	2	0.00
HS Grad/GED/Prof or Trade Certificate/College		N/A	10/5/5/1	
EYSS Agreement		Not Eligible	5	
Community Connections		0%	4	0.00
Foster Hm Retention Rate (threshold = 90)		100%	2	2.00
Foster Hm Recruitment (threshold = 100)		50%	2	0.00
Active Agency Accreditation		50%	4	2.00
Staff Clinical Licensure		20%	5	1.00
Incentives Total	5.38			5.28
Maximum total combined incentive credit allowed is 10 points.			Incentives Awarded	5.28

*Performance calculation descriptions can be found in the FY 2019 RBWO PBP Measurements and Standards Guide.

Child Protective Services Investigations and Dispositions

The following investigations data, which is not used for scoring but is considered significant to a provider's performance, is from Georgia SHINES and is not considered final or complete until the end of the fiscal year.

Total Reports:	0
Number Screened In:	0
Number Screened Out:	0
Number Substantiated:	0
Number Unsubstantiated:	0
Number Active CPS Investigations:	0



DHS, DFCS, Office of Provider Management
Performance-Based Placement Measures
RBWO Provider GA+SCORECARD - CPA



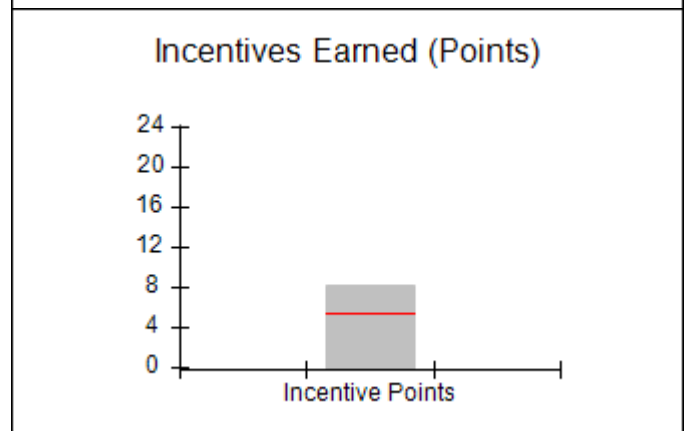
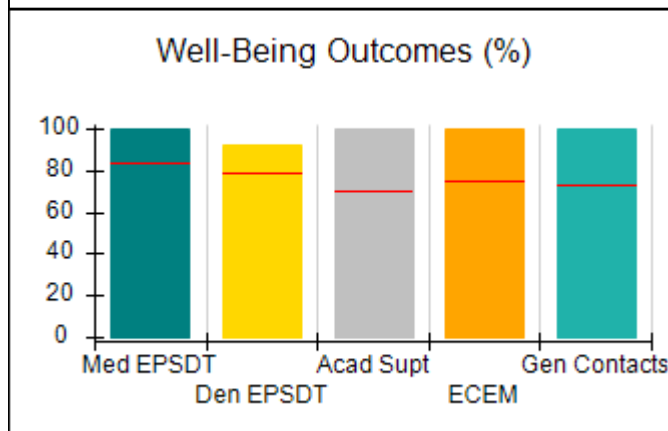
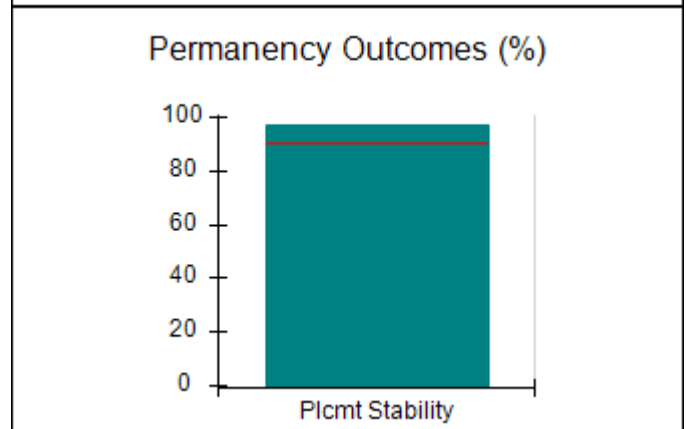
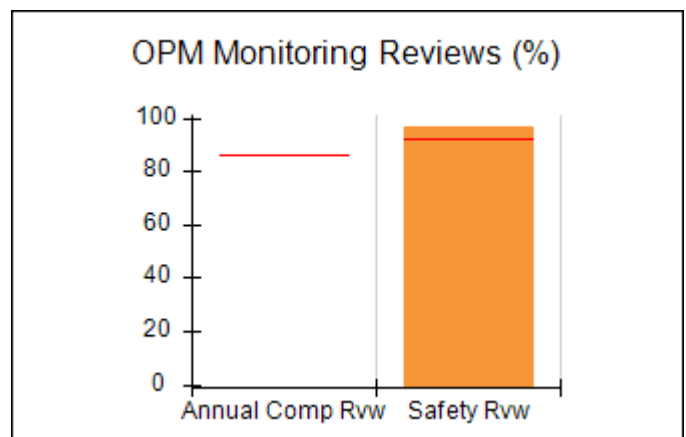
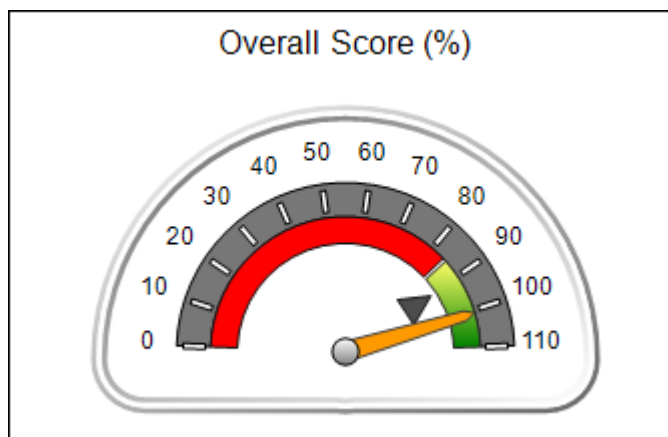
Report Quarter: Q1 FY2019

Provider/Program Name: Generational Child Care - (5267) - CPA

275 Northside Crossing, Macon, GA 31210	Quarterly Scores (Grades)		Current Quarter Score (Grade)
Phone: 478-477-1289	Q1: 100.86 (A+)	Q2: N/A	100.86% (A+)
Vendor ID# 107250	Q3: N/A	Q4: N/A	
# New Foster Homes During Quarter: 4	# Children in Care During Quarter: 29	# Placements During Quarter: 29	# Children in Care On Last Day: 27

Quarterly Provider Comparisons to All CPAs

▼ — indicates average for all CPAs





DHS, DFCS, Office of Provider Management
Performance-Based Placement Measures
RBWO Provider GA+SCORECARD - CPA



Report Quarter: Q1 FY2019

Provider/Program Name: Generational Child Care - (5267) - CPA				
275 Northside Crossing, Macon, GA 31210		Quarterly Scores (Grades)		Current Quarter Score (Grade)
Phone: 478-477-1289		Q1: 100.86 (A+)	Q2: N/A	100.86% (A+)
Vendor ID# 107250		Q3: N/A	Q4: N/A	
# New Foster Homes During Quarter: 4		# Children in Care During Quarter: 29	# Placements During Quarter: 29	# Children in Care On Last Day: 27
	Avg Performance All CPAs (%)	Provider Performance (%)*	Possible Points (Weight)	Provider Points Earned
OPM Monitoring Reviews				
Annual Comprehensive Reviews	86%	Not Yet Conducted		
Safety Reviews	92%	97%	15	14.50
Monitoring Sub-Total			15	14.50
CPA Safety Outcomes				
Incidence of Maltreatment	0.00%	No Substantiated Reports	10	10.00
Staff Training	92%	100%	5	5.00
Staff Safety Checks	86%	100%	5	5.00
Safety Sub-Total			20	20.00
CPA Permanency Outcomes				
Placement Stability	91%	97%	15	14.55
Permanency Sub-Total			15	14.55
CPA Well-Being Outcomes				
EPSDT Medical Visits	83%	100%	4	4.00
EPSDT Dental Visits	78%	92%	4	3.68
Academic Supports	70%	100%	3	3.00
Provider ECEM Visits	75%	100%	7	7.00
Provider General Contacts	73%	100%	7	7.00
Placements with Siblings	65%	83%	Not Scored	Not Scored
Placements within Legal County	19%	0%	Not Scored	Not Scored
Well-Being Sub-Total			25	24.68

*Performance calculation descriptions can be found in the FY 2019 RBWO PBP Measurements and Standards Guide.

Monitoring & Outcomes: Possible Points = 75	Points Earned: 73.73
Score Before Incentives Credit	98.31%
Incentives Awarded	8.22 pts
PBP Verification	-5.67 pts
Total Score	100.86%



DHS, DFCS, Office of Provider Management
Performance-Based Placement Measures
RBWO Provider GA+SCORECARD - CPA



Report Quarter: Q1 FY2019

Provider/Program Name: Generational Child Care - (5267) - CPA

# New Foster Homes During Quarter: 4		# Children in Care During Quarter: 29	# Placements During Quarter: 29	# Children in Care On Last Day: 27
CPA Incentive Credits	Avg Performance All CPAs (%)	Provider Performance (%)*	Possible Points (Weight)	Provider Points Earned
Early EPSDT Medical Visits		100%	2	2.00
Early EPSDT Dental Visits		86%	2	1.72
Permanency Contacts		0%	5	0.00
Additional Academic Supports		0%	2	0.00
HS Grad/GED/Prof or Trade Certificate/College		N/A	10/5/5/1	
EYSS Agreement		50%	5	2.50
Community Connections		0%	4	0.00
Foster Hm Retention Rate (threshold = 90)		78%	2	0.00
Foster Hm Recruitment (threshold = 100)		200%	2	2.00
Active Agency Accreditation		0%	4	0.00
Staff Clinical Licensure		0%	5	0.00
Incentives Total	5.38			8.22
Maximum total combined incentive credit allowed is 10 points.			Incentives Awarded	8.22

*Performance calculation descriptions can be found in the FY 2019 RBWO PBP Measurements and Standards Guide.

Child Protective Services Investigations and Dispositions

The following investigations data, which is not used for scoring but is considered significant to a provider's performance, is from Georgia SHINES and is not considered final or complete until the end of the fiscal year.

Total Reports:	0
Number Screened In:	0
Number Screened Out:	0
Number Substantiated:	0
Number Unsubstantiated:	0
Number Active CPS Investigations:	0



DHS, DFCS, Office of Provider Management
Performance-Based Placement Measures
RBWO Provider GA+SCORECARD - CPA



Report Quarter: Q1 FY2019

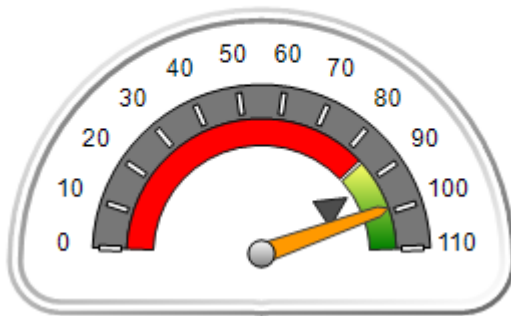
Provider/Program Name: Georgia Agape - (655) - CPA

3094 Mercer University Dr., Atlanta, GA 30341	Quarterly Scores (Grades)		Current Quarter Score (Grade)
Phone: 770-452-9995	Q1: 98.95 (A+)	Q2: N/A	98.95% (A+)
Vendor ID# 35356	Q3: N/A	Q4: N/A	
# New Foster Homes During Quarter: 1	# Children in Care During Quarter: 20	# Placements During Quarter: 20	# Children in Care On Last Day: 15

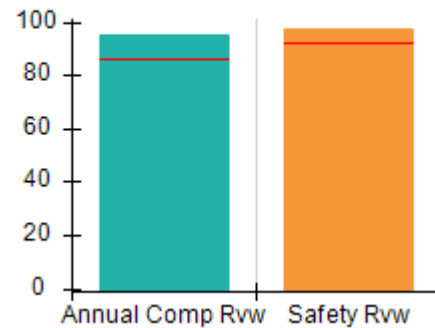
Quarterly Provider Comparisons to All CPAs

— indicates average for all CPAs

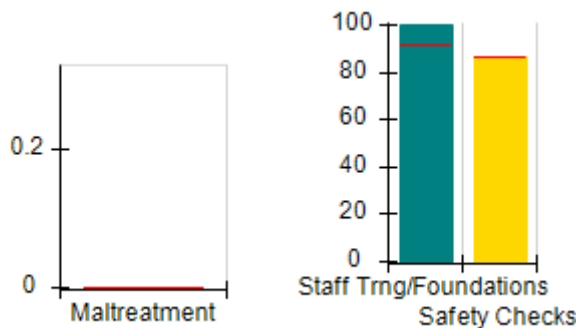
Overall Score (%)



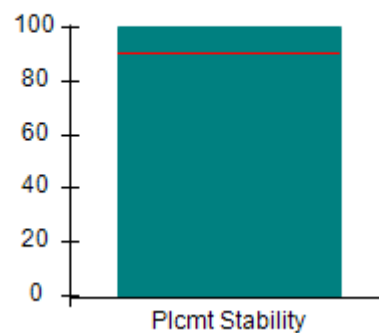
OPM Monitoring Reviews (%)



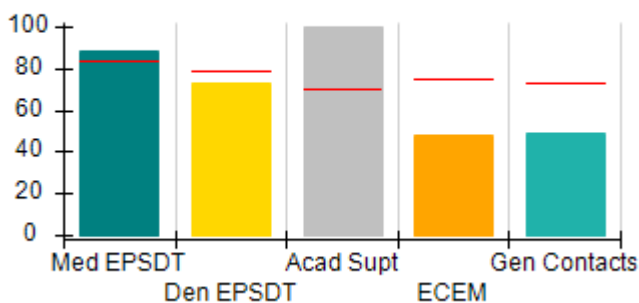
Safety Outcomes (%)



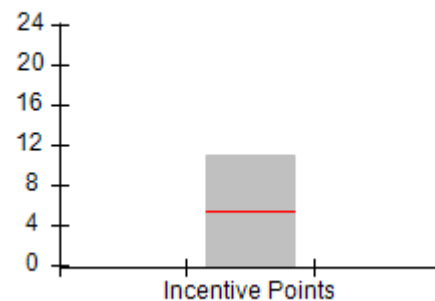
Permanency Outcomes (%)



Well-Being Outcomes (%)



Incentives Earned (Points)





DHS, DFCS, Office of Provider Management
Performance-Based Placement Measures
RBWO Provider GA+SCORECARD - CPA



Report Quarter: Q1 FY2019

Provider/Program Name: Georgia Agape - (655) - CPA				
3094 Mercer University Dr., Atlanta, GA 30341	Quarterly Scores (Grades)		Current Quarter Score (Grade)	
Phone: 770-452-9995	Q1: 98.95 (A+)	Q2: N/A	98.95% (A+)	
Vendor ID# 35356	Q3: N/A	Q4: N/A		
# New Foster Homes During Quarter: 1	# Children in Care During Quarter: 20	# Placements During Quarter: 20	# Children in Care On Last Day: 15	
	Avg Performance All CPAs (%)	Provider Performance (%)*	Possible Points (Weight)	Provider Points Earned
OPM Monitoring Reviews				
Annual Comprehensive Reviews	86%	95%	25	23.78
Safety Reviews	92%	98%	15	14.64
Monitoring Sub-Total			40	38.42
CPA Safety Outcomes				
Incidence of Maltreatment	0.00%	No Substantiated Reports	10	10.00
Staff Training	92%	100%	5	5.00
Staff Safety Checks	86%	86%	5	4.30
Safety Sub-Total			20	19.30
CPA Permanency Outcomes				
Placement Stability	91%	100%	15	15.00
Permanency Sub-Total			15	15.00
CPA Well-Being Outcomes				
EPSDT Medical Visits	83%	88%	4	3.52
EPSDT Dental Visits	78%	73%	4	2.92
Academic Supports	70%	100%	3	3.00
Provider ECEM Visits	75%	48%	7	3.36
Provider General Contacts	73%	49%	7	3.43
Placements with Siblings	65%	100%	Not Scored	Not Scored
Placements within Legal County	19%	100%	Not Scored	Not Scored
Well-Being Sub-Total			25	16.23

*Performance calculation descriptions can be found in the FY 2019 RBWO PBP Measurements and Standards Guide.

Monitoring & Outcomes: Possible Points = 100	Points Earned: 88.95
Score Before Incentives Credit	88.95%
Incentives Awarded	10.00 pts
PBP Verification	N/A pts
Total Score	98.95%



DHS, DFCS, Office of Provider Management
Performance-Based Placement Measures
RBWO Provider GA+SCORECARD - CPA



Report Quarter: Q1 FY2019

Provider/Program Name: Georgia Agape - (655) - CPA

# New Foster Homes During Quarter: 1		# Children in Care During Quarter: 20	# Placements During Quarter: 20	# Children in Care On Last Day: 15
CPA Incentive Credits	Avg Performance All CPAs (%)	Provider Performance (%)*	Possible Points (Weight)	Provider Points Earned
Early EPSDT Medical Visits		100%	2	2.00
Early EPSDT Dental Visits		50%	2	1.00
Permanency Contacts		0%	5	0.00
Additional Academic Supports		100%	2	2.00
HS Grad/GED/Prof or Trade Certificate/College		N/A	10/5/5/1	
EYSS Agreement		Not Eligible	5	
Community Connections		0%	4	0.00
Foster Hm Retention Rate (threshold = 90)		89%	2	0.00
Foster Hm Recruitment (threshold = 100)		100%	2	2.00
Active Agency Accreditation		50%	4	2.00
Staff Clinical Licensure		40%	5	2.00
Incentives Total	5.38			11.00
Maximum total combined incentive credit allowed is 10 points.			Incentives Awarded	10.00
*Performance calculation descriptions can be found in the FY 2019 RBWO PBP Measurements and Standards Guide.				

Child Protective Services Investigations and Dispositions

The following investigations data, which is not used for scoring but is considered significant to a provider's performance, is from Georgia SHINES and is not considered final or complete until the end of the fiscal year.

Total Reports:	0	
Number Screened In:	0	
Number Screened Out:	0	
Number Substantiated:	0	
Number Unsubstantiated:	0	
Number Active CPS Investigations:	0	



DHS, DFCS, Office of Provider Management
Performance-Based Placement Measures
RBWO Provider GA+SCORECARD - CPA



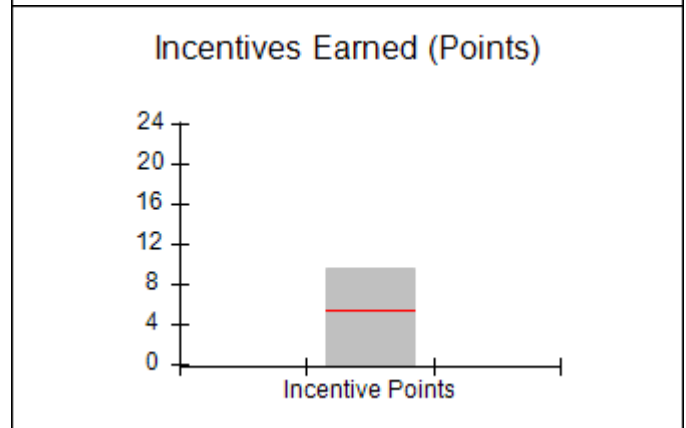
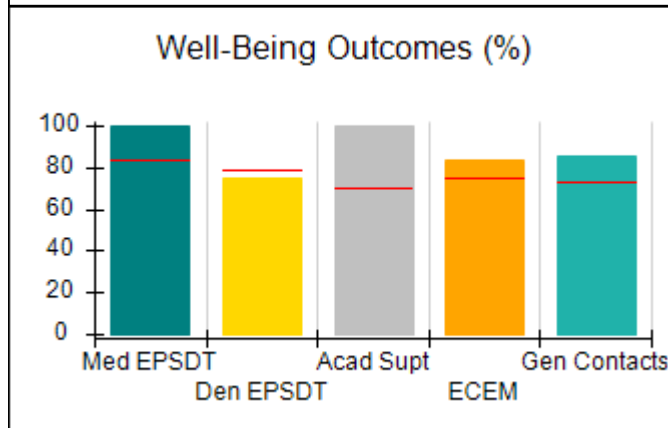
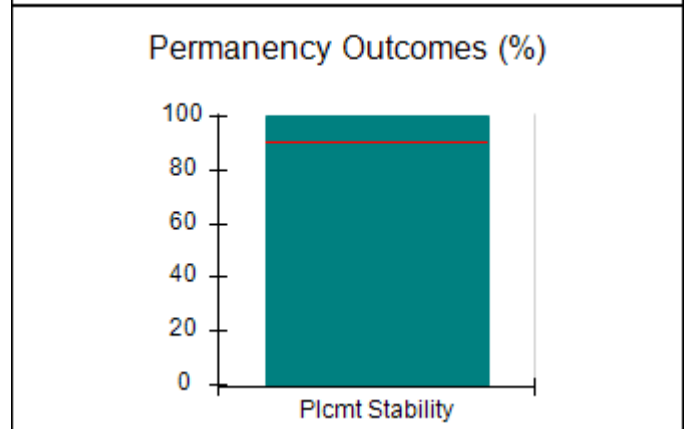
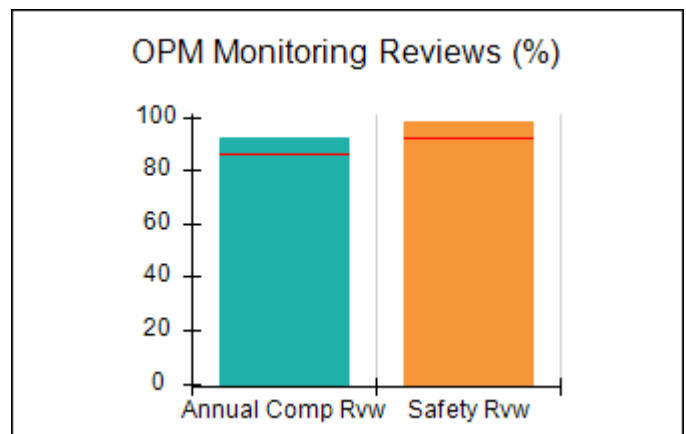
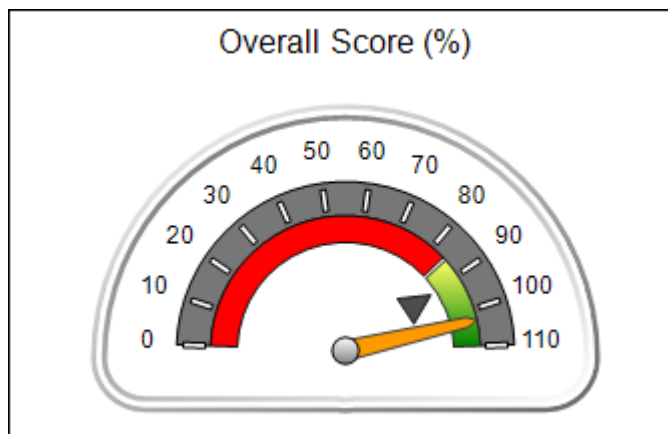
Report Quarter: Q1 FY2019

Provider/Program Name: Georgia Baptist Children's Home & Family Ministries - Palmetto Campus (CPA) (5211) - CPA

9250 Hutcheson Ferry Road, Palmetto, GA 30268	Quarterly Scores (Grades)		Current Quarter Score (Grade)
Phone: 770-463-3800	Q1: 103.08 (A+)	Q2: N/A	103.08% (A+)
Vendor ID# 131262	Q3: N/A	Q4: N/A	
# New Foster Homes During Quarter: 2	# Children in Care During Quarter: 5	# Placements During Quarter: 5	# Children in Care On Last Day: 5

Quarterly Provider Comparisons to All CPAs

▼ — indicates average for all CPAs





Performance-Based Placement Measures

RBWO Provider GA+SCORECARD - CPA

Report Quarter: Q1 FY2019

Provider/Program Name: Georgia Baptist Children's Home & Family Ministries - Palmetto Campus (CPA) (5211) - CPA

9250 Hutcheson Ferry Road, Palmetto, GA 30268		Quarterly Scores (Grades)		Current Quarter Score (Grade)
Phone: 770-463-3800		Q1: 103.08 (A+)	Q2: N/A	103.08% (A+)
Vendor ID# 131262		Q3: N/A	Q4: N/A	
# New Foster Homes During Quarter: 2		# Children in Care During Quarter: 5	# Placements During Quarter: 5	# Children in Care On Last Day: 5
	Avg Performance All CPAs (%)	Provider Performance (%)*	Possible Points (Weight)	Provider Points Earned
OPM Monitoring Reviews				
Annual Comprehensive Reviews	86%	92%	25	22.98
Safety Reviews	92%	98%	15	14.75
Monitoring Sub-Total			40	37.72
CPA Safety Outcomes				
Incidence of Maltreatment	0.00%	No Substantiated Reports	10	10.00
Staff Training	92%	100%	5	5.00
Staff Safety Checks	86%	100%	5	5.00
Safety Sub-Total			20	20.00
CPA Permanency Outcomes				
Placement Stability	91%	100%	15	15.00
Permanency Sub-Total			15	15.00
CPA Well-Being Outcomes				
EPSDT Medical Visits	83%	100%	4	4.00
EPSDT Dental Visits	78%	75%	4	3.00
Academic Supports	70%	100%	3	3.00
Provider ECEM Visits	75%	83%	7	5.81
Provider General Contacts	73%	85%	7	5.95
Placements with Siblings	65%	50%	Not Scored	Not Scored
Placements within Legal County	19%	0%	Not Scored	Not Scored
Well-Being Sub-Total			25	21.76

*Performance calculation descriptions can be found in the FY 2019 RBWO PBP Measurements and Standards Guide.

Monitoring & Outcomes: Possible Points = 100		Points Earned: 94.48	
Score Before Incentives Credit		94.48%	
Incentives Awarded		9.50 pts	
PBP Verification		-0.90 pts	
Total Score		103.08%	



DHS, DFCS, Office of Provider Management
Performance-Based Placement Measures
RBWO Provider GA+SCORECARD - CPA



Report Quarter: Q1 FY2019

Provider/Program Name: Georgia Baptist Children's Home & Family Ministries - Palmetto Campus (CPA) (5211) - CPA

# New Foster Homes During Quarter: 2		# Children in Care During Quarter: 5	# Placements During Quarter: 5	# Children in Care On Last Day: 5
CPA Incentive Credits	Avg Performance All CPAs (%)	Provider Performance (%)*	Possible Points (Weight)	Provider Points Earned
Early EPSDT Medical Visits		100%	2	2.00
Early EPSDT Dental Visits		50%	2	1.00
Permanency Contacts		0%	5	0.00
Additional Academic Supports		0%	2	0.00
HS Grad/GED/Prof or Trade Certificate/College		N/A	10/5/5/1	
EYSS Agreement		Not Eligible	5	
Community Connections		0%	4	0.00
Foster Hm Retention Rate (threshold = 90)		100%	2	2.00
Foster Hm Recruitment (threshold = 100)		200%	2	2.00
Active Agency Accreditation		50%	4	2.00
Staff Clinical Licensure		10%	5	0.50
Incentives Total	5.38			9.50
Maximum total combined incentive credit allowed is 10 points.			Incentives Awarded	9.50

*Performance calculation descriptions can be found in the FY 2019 RBWO PBP Measurements and Standards Guide.

Child Protective Services Investigations and Dispositions

The following investigations data, which is not used for scoring but is considered significant to a provider's performance, is from Georgia SHINES and is not considered final or complete until the end of the fiscal year.

Total Reports:	0
Number Screened In:	0
Number Screened Out:	0
Number Substantiated:	0
Number Unsubstantiated:	0
Number Active CPS Investigations:	0



DHS, DFCS, Office of Provider Management

Performance-Based Placement Measures

RBWO Provider GA+SCORECARD - CPA



Report Quarter: Q1 FY2019

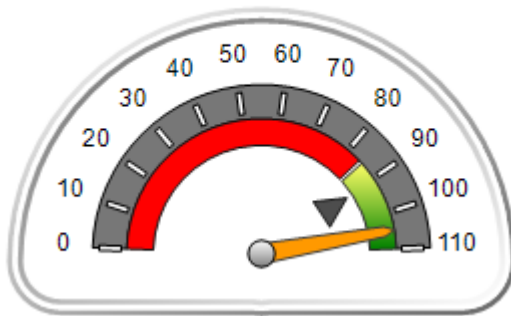
Provider/Program Name: Georgia Hope, Inc. - Georgia Hope (5182) - CPA

1257 Commercial Drive, Conyers, GA 30094	Quarterly Scores (Grades)		Current Quarter Score (Grade)
Phone: 770-344-8704	Q1: 104.92 (A+)	Q2: N/A	104.92% (A+)
Vendor ID# 121496	Q3: N/A	Q4: N/A	
# New Foster Homes During Quarter: 3	# Children in Care During Quarter: 34	# Placements During Quarter: 38	# Children in Care On Last Day: 24

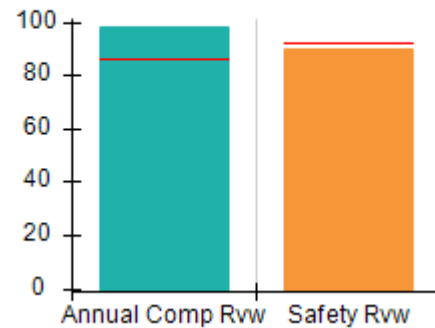
Quarterly Provider Comparisons to All CPAs

▼ — indicates average for all CPAs

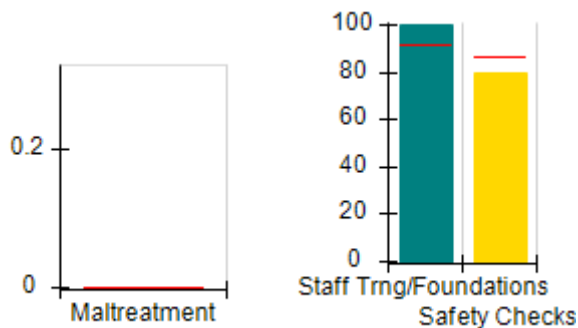
Overall Score (%)



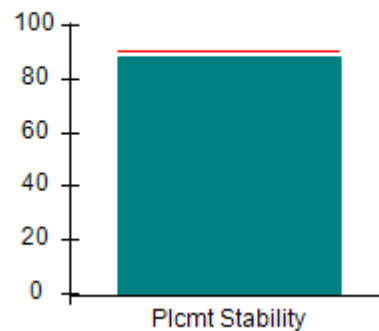
OPM Monitoring Reviews (%)



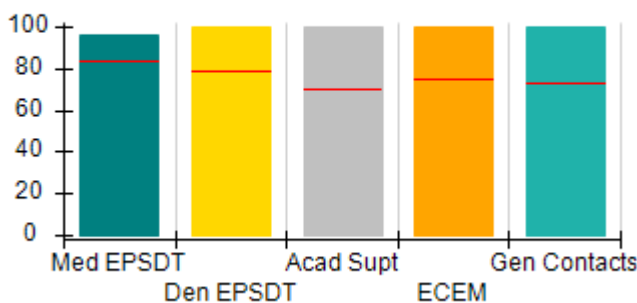
Safety Outcomes (%)



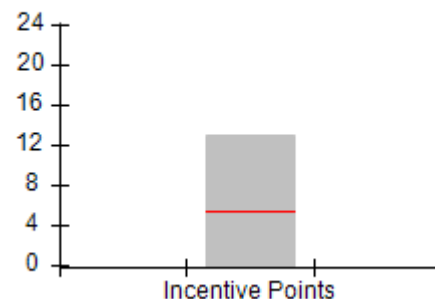
Permanency Outcomes (%)



Well-Being Outcomes (%)



Incentives Earned (Points)





DHS, DFCS, Office of Provider Management
Performance-Based Placement Measures
RBWO Provider GA+SCORECARD - CPA



Report Quarter: Q1 FY2019

Provider/Program Name: Georgia Hope, Inc. - Georgia Hope (5182) - CPA				
1257 Commercial Drive, Conyers, GA 30094	Quarterly Scores (Grades)			Current Quarter Score (Grade)
Phone: 770-344-8704	Q1: 104.92 (A+)	Q2: N/A	104.92% (A+)	
Vendor ID# 121496	Q3: N/A	Q4: N/A		
# New Foster Homes During Quarter: 3	# Children in Care During Quarter: 34	# Placements During Quarter: 38	# Children in Care On Last Day: 24	
	Avg Performance All CPAs (%)	Provider Performance (%)*	Possible Points (Weight)	Provider Points Earned
OPM Monitoring Reviews				
Annual Comprehensive Reviews	86%	98%	25	24.45
Safety Reviews	92%	90%	15	13.43
Monitoring Sub-Total			40	37.88
CPA Safety Outcomes				
Incidence of Maltreatment	0.00%	No Substantiated Reports	10	10.00
Staff Training	92%	100%	5	5.00
Staff Safety Checks	86%	80%	5	4.00
Safety Sub-Total			20	19.00
CPA Permanency Outcomes				
Placement Stability	91%	88%	15	13.20
Permanency Sub-Total			15	13.20
CPA Well-Being Outcomes				
EPSDT Medical Visits	83%	96%	4	3.84
EPSDT Dental Visits	78%	100%	4	4.00
Academic Supports	70%	100%	3	3.00
Provider ECEM Visits	75%	100%	7	7.00
Provider General Contacts	73%	100%	7	7.00
Placements with Siblings	65%	79%	Not Scored	Not Scored
Placements within Legal County	19%	0%	Not Scored	Not Scored
Well-Being Sub-Total			25	24.84

*Performance calculation descriptions can be found in the FY 2019 RBWO PBP Measurements and Standards Guide.

Monitoring & Outcomes: Possible Points = 100	Points Earned: 94.92
Score Before Incentives Credit	94.92%
Incentives Awarded	10.00 pts
PBP Verification	N/A pts
Total Score	104.92%



DHS, DFCS, Office of Provider Management
Performance-Based Placement Measures
RBWO Provider GA+SCORECARD - CPA
Report Quarter: Q1 FY2019



Provider/Program Name: Georgia Hope, Inc. - Georgia Hope (5182) - CPA

# New Foster Homes During Quarter: 3		# Children in Care During Quarter: 34	# Placements During Quarter: 38	# Children in Care On Last Day: 24
CPA Incentive Credits	Avg Performance All CPAs (%)	Provider Performance (%)*	Possible Points (Weight)	Provider Points Earned
Early EPSDT Medical Visits		100%	2	2.00
Early EPSDT Dental Visits		100%	2	2.00
Permanency Contacts		68%	5	3.40
Additional Academic Supports		29%	2	0.58
HS Grad/GED/Prof or Trade Certificate/College		N/A	10/5/5/1	
EYSS Agreement		100%	5	5.00
Community Connections		0%	4	0.00
Foster Hm Retention Rate (threshold = 90)		63%	2	0.00
Foster Hm Recruitment (threshold = 100)		0%	2	0.00
Active Agency Accreditation		0%	4	0.00
Staff Clinical Licensure		0%	5	0.00
Incentives Total	5.38			12.98
Maximum total combined incentive credit allowed is 10 points.			Incentives Awarded	10.00
*Performance calculation descriptions can be found in the FY 2019 RBWO PBP Measurements and Standards Guide.				

Child Protective Services Investigations and Dispositions

The following investigations data, which is not used for scoring but is considered significant to a provider's performance, is from Georgia SHINES and is not considered final or complete until the end of the fiscal year.

Total Reports:	3	
Number Screened In:	0	
Number Screened Out:	3	
Number Substantiated:	0	
Number Unsubstantiated:	0	
Number Active CPS Investigations:	0	



DHS, DFCS, Office of Provider Management
Performance-Based Placement Measures
RBWO Provider GA+SCORECARD - CPA



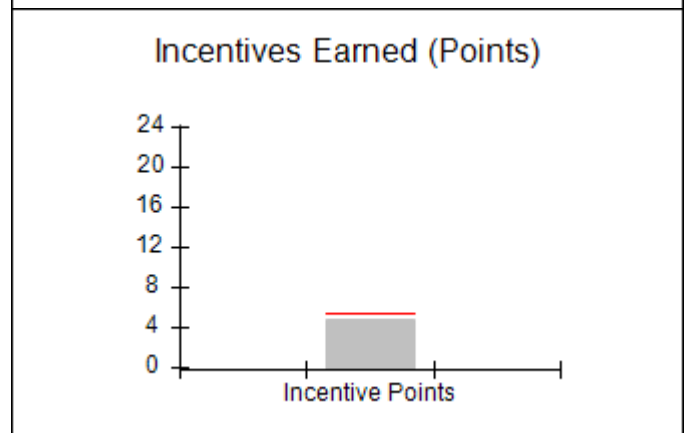
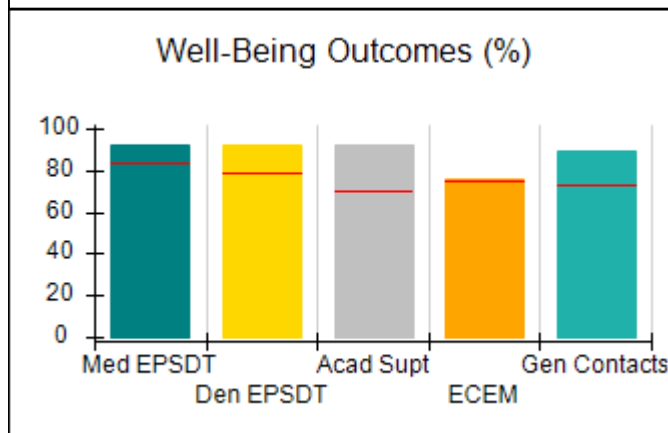
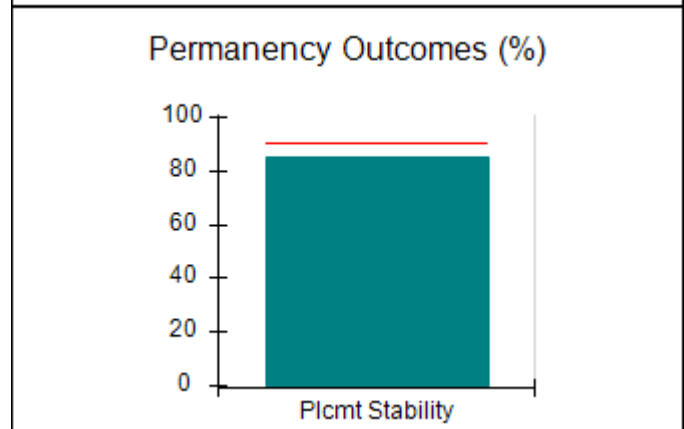
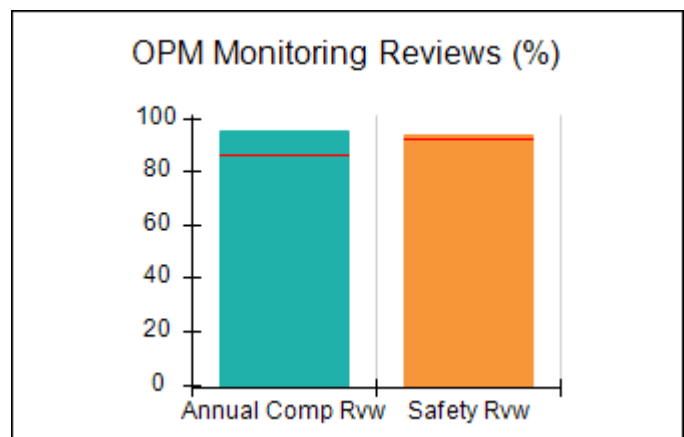
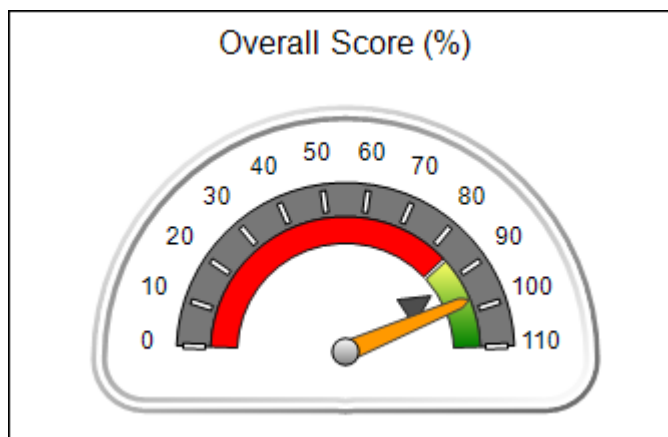
Report Quarter: Q1 FY2019

Provider/Program Name: Georgia Parent Support Network - (670) - CPA

1395 Metropolitan Pkwy., Atlanta, GA 30310	Quarterly Scores (Grades)		Current Quarter Score (Grade)
Phone: 404-758-4500	Q1: 96.99 (A)	Q2: N/A	96.99% (A)
Vendor ID# 35378	Q3: N/A	Q4: N/A	
# New Foster Homes During Quarter: 5	# Children in Care During Quarter: 59	# Placements During Quarter: 66	# Children in Care On Last Day: 50

Quarterly Provider Comparisons to All CPAs

▼ — indicates average for all CPAs





DHS, DFCS, Office of Provider Management
Performance-Based Placement Measures
RBWO Provider GA+SCORECARD - CPA



Report Quarter: Q1 FY2019

Provider/Program Name: Georgia Parent Support Network - (670) - CPA				
1395 Metropolitan Pkwy., Atlanta, GA 30310	Quarterly Scores (Grades)			Current Quarter Score (Grade)
Phone: 404-758-4500	Q1: 96.99 (A)	Q2: N/A	96.99% (A)	
Vendor ID# 35378	Q3: N/A	Q4: N/A		
# New Foster Homes During Quarter: 5	# Children in Care During Quarter: 59	# Placements During Quarter: 66	# Children in Care On Last Day: 50	
	Avg Performance All CPAs (%)	Provider Performance (%)*	Possible Points (Weight)	Provider Points Earned
OPM Monitoring Reviews				
Annual Comprehensive Reviews	86%	95%	25	23.86
Safety Reviews	92%	94%	15	14.03
Monitoring Sub-Total			40	37.89
CPA Safety Outcomes				
Incidence of Maltreatment	0.00%	No Substantiated Reports	10	10.00
Staff Training	92%	100%	5	5.00
Staff Safety Checks	86%	100%	5	5.00
Safety Sub-Total			20	20.00
CPA Permanency Outcomes				
Placement Stability	91%	85%	15	12.75
Permanency Sub-Total			15	12.75
CPA Well-Being Outcomes				
EPSDT Medical Visits	83%	92%	4	3.68
EPSDT Dental Visits	78%	92%	4	3.68
Academic Supports	70%	92%	3	2.76
Provider ECEM Visits	75%	76%	7	5.32
Provider General Contacts	73%	89%	7	6.23
Placements with Siblings	65%	53%	Not Scored	Not Scored
Placements within Legal County	19%	15%	Not Scored	Not Scored
Well-Being Sub-Total			25	21.67

*Performance calculation descriptions can be found in the FY 2019 RBWO PBP Measurements and Standards Guide.

Monitoring & Outcomes: Possible Points = 100	Points Earned: 92.31
Score Before Incentives Credit	92.31%
Incentives Awarded	4.68 pts
PBP Verification	N/A pts
Total Score	96.99%



DHS, DFCS, Office of Provider Management
Performance-Based Placement Measures
RBWO Provider GA+SCORECARD - CPA



Report Quarter: Q1 FY2019

Provider/Program Name: Georgia Parent Support Network - (670) - CPA

# New Foster Homes During Quarter: 5		# Children in Care During Quarter: 59	# Placements During Quarter: 66	# Children in Care On Last Day: 50
CPA Incentive Credits	Avg Performance All CPAs (%)	Provider Performance (%)*	Possible Points (Weight)	Provider Points Earned
Early EPSDT Medical Visits		78%	2	1.56
Early EPSDT Dental Visits		69%	2	1.38
Permanency Contacts		0%	5	0.00
Additional Academic Supports		87%	2	1.74
HS Grad/GED/Prof or Trade Certificate/College		N/A	10/5/5/1	
EYSS Agreement		Not Eligible	5	
Community Connections		0%	4	0.00
Foster Hm Retention Rate (threshold = 90)		79%	2	0.00
Foster Hm Recruitment (threshold = 100)		25%	2	0.00
Active Agency Accreditation		0%	4	0.00
Staff Clinical Licensure		0%	5	0.00
Incentives Total	5.38			4.68
Maximum total combined incentive credit allowed is 10 points.			Incentives Awarded	4.68

*Performance calculation descriptions can be found in the FY 2019 RBWO PBP Measurements and Standards Guide.

Child Protective Services Investigations and Dispositions

The following investigations data, which is not used for scoring but is considered significant to a provider's performance, is from Georgia SHINES and is not considered final or complete until the end of the fiscal year.

Total Reports:	5
Number Screened In:	3
Number Screened Out:	2
Number Substantiated:	0
Number Unsubstantiated:	0
Number Active CPS Investigations:	3



DHS, DFCS, Office of Provider Management
Performance-Based Placement Measures
RBWO Provider GA+SCORECARD - CPA



Report Quarter: Q1 FY2019

Provider/Program Name: Giving Children A Chance of Georgia - (981) - CPA			
201 Vaughn Drive, Alpharetta, GA 30009	Quarterly Scores (Grades)		Current Quarter Score (Grade)
Phone: 770-255-1018	Q1: 98.82 (A+)	Q2: N/A	98.82% (A+)
Vendor ID# 40276	Q3: N/A	Q4: N/A	
# New Foster Homes During Quarter: 2	# Children in Care During Quarter: 68	# Placements During Quarter: 69	# Children in Care On Last Day: 64
Quarterly Provider Comparisons to All CPAs			

▼ — indicates average for all CPAs





DHS, DFCS, Office of Provider Management
Performance-Based Placement Measures
RBWO Provider GA+SCORECARD - CPA



Report Quarter: Q1 FY2019

Provider/Program Name: Giving Children A Chance of Georgia - (981) - CPA				
201 Vaughn Drive, Alpharetta, GA 30009	Quarterly Scores (Grades)			Current Quarter Score (Grade)
Phone: 770-255-1018	Q1: 98.82 (A+)	Q2: N/A	98.82% (A+)	
Vendor ID# 40276	Q3: N/A	Q4: N/A		
# New Foster Homes During Quarter: 2	# Children in Care During Quarter: 68	# Placements During Quarter: 69	# Children in Care On Last Day: 64	
	Avg Performance All CPAs (%)	Provider Performance (%)*	Possible Points (Weight)	Provider Points Earned
OPM Monitoring Reviews				
Annual Comprehensive Reviews	86%	89%	25	22.31
Safety Reviews	92%	100%	15	14.93
Monitoring Sub-Total			40	37.24
CPA Safety Outcomes				
Incidence of Maltreatment	0.00%	No Substantiated Reports	10	10.00
Staff Training	92%	88%	5	4.40
Staff Safety Checks	86%	100%	5	5.00
Safety Sub-Total			20	19.40
CPA Permanency Outcomes				
Placement Stability	91%	96%	15	14.40
Permanency Sub-Total			15	14.40
CPA Well-Being Outcomes				
EPSDT Medical Visits	83%	92%	4	3.68
EPSDT Dental Visits	78%	91%	4	3.64
Academic Supports	70%	100%	3	3.00
Provider ECEM Visits	75%	96%	7	6.72
Provider General Contacts	73%	94%	7	6.58
Placements with Siblings	65%	70%	Not Scored	Not Scored
Placements within Legal County	19%	0%	Not Scored	Not Scored
Well-Being Sub-Total			25	23.62

*Performance calculation descriptions can be found in the FY 2019 RBWO PBP Measurements and Standards Guide.

Monitoring & Outcomes: Possible Points = 100	Points Earned: 94.66
Score Before Incentives Credit	94.66%
Incentives Awarded	5.02 pts
PBP Verification	-0.86 pts
Total Score	98.82%



DHS, DFCS, Office of Provider Management
Performance-Based Placement Measures
RBWO Provider GA+SCORECARD - CPA
Report Quarter: Q1 FY2019



Provider/Program Name: Giving Children A Chance of Georgia - (981) - CPA

# New Foster Homes During Quarter: 2		# Children in Care During Quarter: 68	# Placements During Quarter: 69	# Children in Care On Last Day: 64
CPA Incentive Credits	Avg Performance All CPAs (%)	Provider Performance (%)*	Possible Points (Weight)	Provider Points Earned
Early EPSDT Medical Visits		83%	2	1.66
Early EPSDT Dental Visits		63%	2	1.26
Permanency Contacts		None Planned	5	
Additional Academic Supports		5%	2	0.10
HS Grad/GED/Prof or Trade Certificate/College		N/A	10/5/5/1	
EYSS Agreement		Not Eligible	5	
Community Connections		0%	4	0.00
Foster Hm Retention Rate (threshold = 90)		91%	2	2.00
Foster Hm Recruitment (threshold = 100)		50%	2	0.00
Active Agency Accreditation		0%	4	0.00
Staff Clinical Licensure		0%	5	0.00
Incentives Total	5.38			5.02
Maximum total combined incentive credit allowed is 10 points.			Incentives Awarded	5.02

*Performance calculation descriptions can be found in the FY 2019 RBWO PBP Measurements and Standards Guide.

Child Protective Services Investigations and Dispositions

The following investigations data, which is not used for scoring but is considered significant to a provider's performance, is from Georgia SHINES and is not considered final or complete until the end of the fiscal year.

Total Reports:	0	
Number Screened In:	0	
Number Screened Out:	0	
Number Substantiated:	0	
Number Unsubstantiated:	0	
Number Active CPS Investigations:	0	



DHS, DFCS, Office of Provider Management
Performance-Based Placement Measures
RBWO Provider GA+SCORECARD - CPA



Report Quarter: Q1 FY2019

Provider/Program Name: Goshen Valley Foundation - Goshen Homes (5200) - CPA			
505 Brown Industrial, Waleska, GA 30183	Quarterly Scores (Grades)		Current Quarter Score (Grade)
Phone: 404-778-1732	Q1: 92.11 (A-)	Q2: N/A	92.11% (A-)
Vendor ID# 131805	Q3: N/A	Q4: N/A	
# New Foster Homes During Quarter: 0	# Children in Care During Quarter: 35	# Placements During Quarter: 35	# Children in Care On Last Day: 28
Quarterly Provider Comparisons to All CPAs			

▼ — indicates average for all CPAs





DHS, DFCS, Office of Provider Management
Performance-Based Placement Measures
RBWO Provider GA+SCORECARD - CPA



Report Quarter: Q1 FY2019

Provider/Program Name: Goshen Valley Foundation - Goshen Homes (5200) - CPA				
505 Brown Industrial, Waleska, GA 30183	Quarterly Scores (Grades)			Current Quarter Score (Grade)
Phone: 404-778-1732	Q1: 92.11 (A-)	Q2: N/A	92.11% (A-)	
Vendor ID# 131805	Q3: N/A	Q4: N/A		
# New Foster Homes During Quarter: 0	# Children in Care During Quarter: 35	# Placements During Quarter: 35	# Children in Care On Last Day: 28	
	Avg Performance All CPAs (%)	Provider Performance (%)*	Possible Points (Weight)	Provider Points Earned
OPM Monitoring Reviews				
Annual Comprehensive Reviews	86%	61%	25	15.32
Safety Reviews	92%	100%	15	15.00
Monitoring Sub-Total			40	30.32
CPA Safety Outcomes				
Incidence of Maltreatment	0.00%	No Substantiated Reports	10	10.00
Staff Training	92%	86%	5	4.30
Staff Safety Checks	86%	100%	5	5.00
Safety Sub-Total			20	19.30
CPA Permanency Outcomes				
Placement Stability	91%	100%	15	15.00
Permanency Sub-Total			15	15.00
CPA Well-Being Outcomes				
EPSDT Medical Visits	83%	97%	4	3.88
EPSDT Dental Visits	78%	82%	4	3.28
Academic Supports	70%	100%	3	3.00
Provider ECEM Visits	75%	78%	7	5.46
Provider General Contacts	73%	76%	7	5.32
Placements with Siblings	65%	62%	Not Scored	Not Scored
Placements within Legal County	19%	75%	Not Scored	Not Scored
Well-Being Sub-Total			25	20.94

*Performance calculation descriptions can be found in the FY 2019 RBWO PBP Measurements and Standards Guide.

Monitoring & Outcomes: Possible Points = 100	Points Earned: 85.56
Score Before Incentives Credit	85.56%
Incentives Awarded	7.88 pts
PBP Verification	-1.33 pts
Total Score	92.11%



DHS, DFCS, Office of Provider Management
Performance-Based Placement Measures
RBWO Provider GA+SCORECARD - CPA
Report Quarter: Q1 FY2019



Provider/Program Name: Goshen Valley Foundation - Goshen Homes (5200) - CPA

# New Foster Homes During Quarter: 0		# Children in Care During Quarter: 35	# Placements During Quarter: 35	# Children in Care On Last Day: 28
CPA Incentive Credits	Avg Performance All CPAs (%)	Provider Performance (%)*	Possible Points (Weight)	Provider Points Earned
Early EPSDT Medical Visits		83%	2	1.66
Early EPSDT Dental Visits		64%	2	1.28
Permanency Contacts		0%	5	0.00
Additional Academic Supports		97%	2	1.94
HS Grad/GED/Prof or Trade Certificate/College		N/A	10/5/5/1	
EYSS Agreement		Not Eligible	5	
Community Connections		0%	4	0.00
Foster Hm Retention Rate (threshold = 90)		67%	2	0.00
Foster Hm Recruitment (threshold = 100)		0%	2	0.00
Active Agency Accreditation		50%	4	2.00
Staff Clinical Licensure		20%	5	1.00
Incentives Total	5.38			7.88
Maximum total combined incentive credit allowed is 10 points.			Incentives Awarded	7.88
*Performance calculation descriptions can be found in the FY 2019 RBWO PBP Measurements and Standards Guide.				

Child Protective Services Investigations and Dispositions

The following investigations data, which is not used for scoring but is considered significant to a provider's performance, is from Georgia SHINES and is not considered final or complete until the end of the fiscal year.

Total Reports:	0	
Number Screened In:	0	
Number Screened Out:	0	
Number Substantiated:	0	
Number Unsubstantiated:	0	
Number Active CPS Investigations:	0	



DHS, DFCS, Office of Provider Management

Performance-Based Placement Measures

RBWO Provider GA+SCORECARD - CPA



Report Quarter: Q1 FY2019

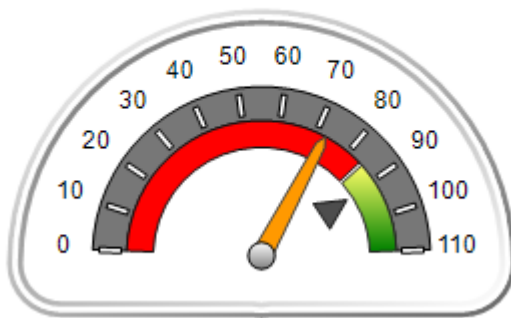
Provider/Program Name: Haven Foster Care - (5342) - CPA

821 Pavillion Ct., McDonough, GA 30253	Quarterly Scores (Grades)		Current Quarter Score (Grade)
Phone: 470-878-1889	Q1: 72.59 (C-)	Q2: N/A	72.59% (C-)
Vendor ID# 158168	Q3: N/A	Q4: N/A	
# New Foster Homes During Quarter: 4	# Children in Care During Quarter: 20	# Placements During Quarter: 24	# Children in Care On Last Day: 18

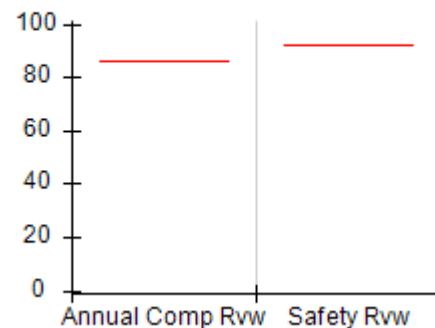
Quarterly Provider Comparisons to All CPAs

— indicates average for all CPAs

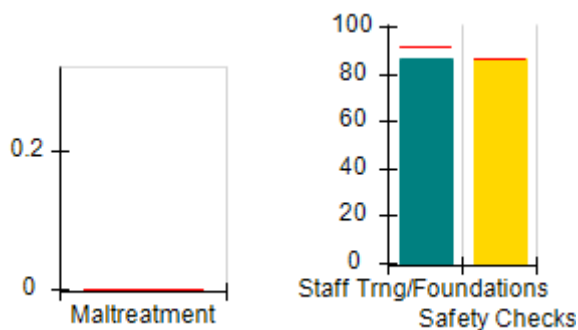
Overall Score (%)



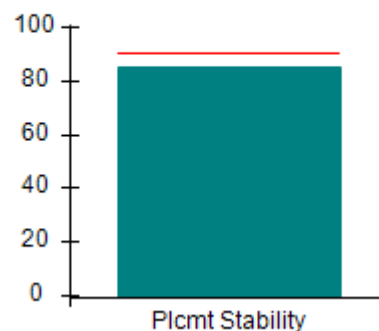
OPM Monitoring Reviews (%)



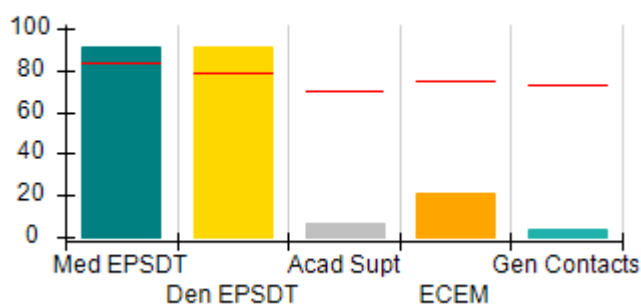
Safety Outcomes (%)



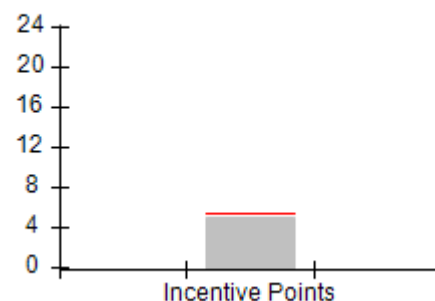
Permanency Outcomes (%)



Well-Being Outcomes (%)



Incentives Earned (Points)





DHS, DFCS, Office of Provider Management
Performance-Based Placement Measures
RBWO Provider GA+SCORECARD - CPA



Report Quarter: Q1 FY2019

Provider/Program Name: Haven Foster Care - (5342) - CPA				
821 Pavillion Ct., McDonough, GA 30253		Quarterly Scores (Grades)		Current Quarter Score (Grade)
Phone: 470-878-1889		Q1: 72.59 (C-)	Q2: N/A	72.59% (C-)
Vendor ID# 158168		Q3: N/A	Q4: N/A	
# New Foster Homes During Quarter: 4		# Children in Care During Quarter: 20	# Placements During Quarter: 24	# Children in Care On Last Day: 18
	Avg Performance All CPAs (%)	Provider Performance (%)*	Possible Points (Weight)	Provider Points Earned
OPM Monitoring Reviews				
Annual Comprehensive Reviews	86%	Not Yet Conducted		
Safety Reviews	92%	Not Yet Conducted		
Monitoring Sub-Total				0.00
CPA Safety Outcomes				
Incidence of Maltreatment	0.00%	No Substantiated Reports	10	10.00
Staff Training	92%	86%	5	4.30
Staff Safety Checks	86%	86%	5	4.30
Safety Sub-Total			20	18.60
CPA Permanency Outcomes				
Placement Stability	91%	85%	15	12.75
Permanency Sub-Total			15	12.75
CPA Well-Being Outcomes				
EPSDT Medical Visits	83%	91%	4	3.64
EPSDT Dental Visits	78%	91%	4	3.64
Academic Supports	70%	7%	3	0.21
Provider ECEM Visits	75%	21%	7	1.47
Provider General Contacts	73%	4%	7	0.28
Placements with Siblings	65%	83%	Not Scored	Not Scored
Placements within Legal County	19%	0%	Not Scored	Not Scored
Well-Being Sub-Total			25	9.24
*Performance calculation descriptions can be found in the FY 2019 RBWO PBP Measurements and Standards Guide.				
Monitoring & Outcomes: Possible Points = 60			Points Earned: 40.59	
Score Before Incentives Credit			67.65%	
Incentives Awarded			4.94 pts	
PBP Verification			N/A pts	
Total Score			72.59%	



DHS, DFCS, Office of Provider Management
Performance-Based Placement Measures
RBWO Provider GA+SCORECARD - CPA



Report Quarter: Q1 FY2019

Provider/Program Name: Haven Foster Care - (5342) - CPA

# New Foster Homes During Quarter: 4		# Children in Care During Quarter: 20	# Placements During Quarter: 24	# Children in Care On Last Day: 18
CPA Incentive Credits	Avg Performance All CPAs (%)	Provider Performance (%)*	Possible Points (Weight)	Provider Points Earned
Early EPSDT Medical Visits		80%	2	1.60
Early EPSDT Dental Visits		67%	2	1.34
Permanency Contacts		0%	5	0.00
Additional Academic Supports		0%	2	0.00
HS Grad/GED/Prof or Trade Certificate/College		N/A	10/5/5/1	
EYSS Agreement		Not Eligible	5	
Community Connections		0%	4	0.00
Foster Hm Retention Rate (threshold = 90)		40%	2	0.00
Foster Hm Recruitment (threshold = 100)		300%	2	2.00
Active Agency Accreditation		0%	4	0.00
Staff Clinical Licensure		0%	5	0.00
Incentives Total	5.38			4.94
Maximum total combined incentive credit allowed is 10 points.			Incentives Awarded	4.94

*Performance calculation descriptions can be found in the FY 2019 RBWO PBP Measurements and Standards Guide.

Child Protective Services Investigations and Dispositions

The following investigations data, which is not used for scoring but is considered significant to a provider's performance, is from Georgia SHINES and is not considered final or complete until the end of the fiscal year.

Total Reports:	3	
Number Screened In:	0	
Number Screened Out:	3	
Number Substantiated:	0	
Number Unsubstantiated:	0	
Number Active CPS Investigations:	0	



DHS, DFCS, Office of Provider Management
Performance-Based Placement Measures
RBWO Provider GA+SCORECARD - CPA



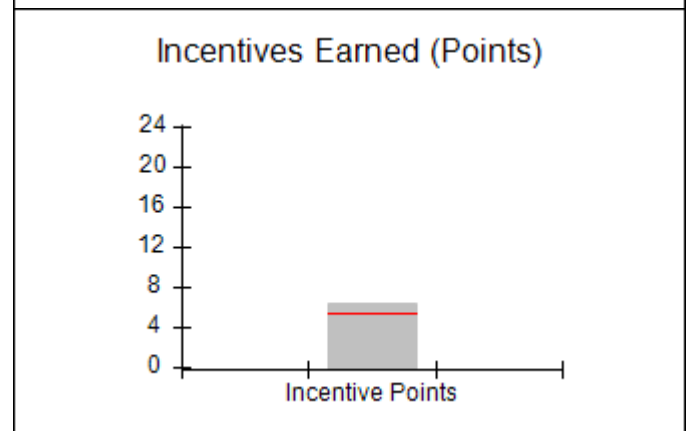
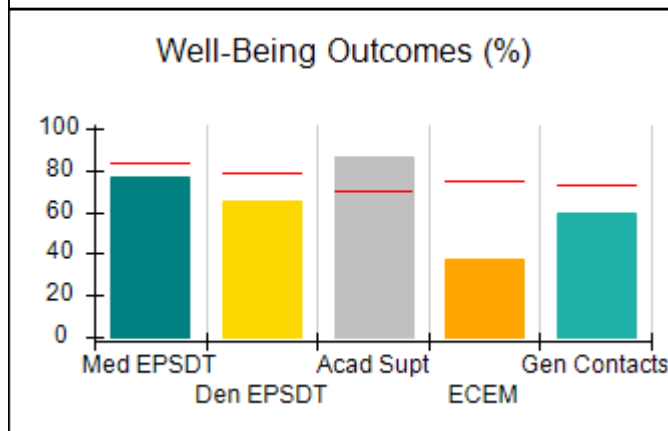
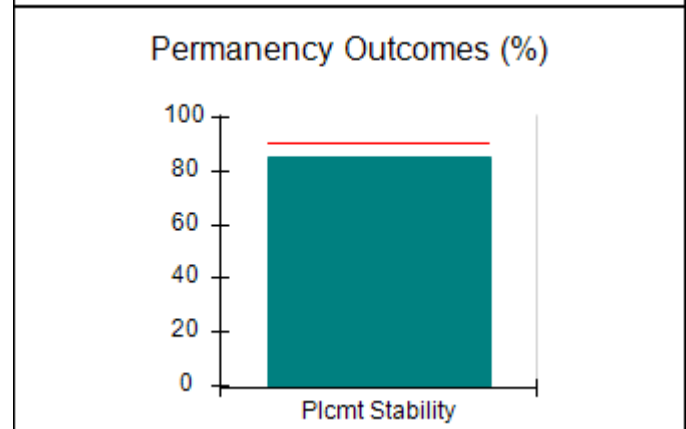
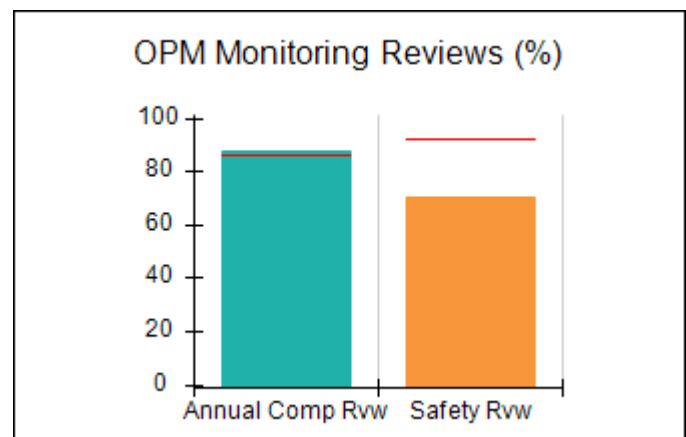
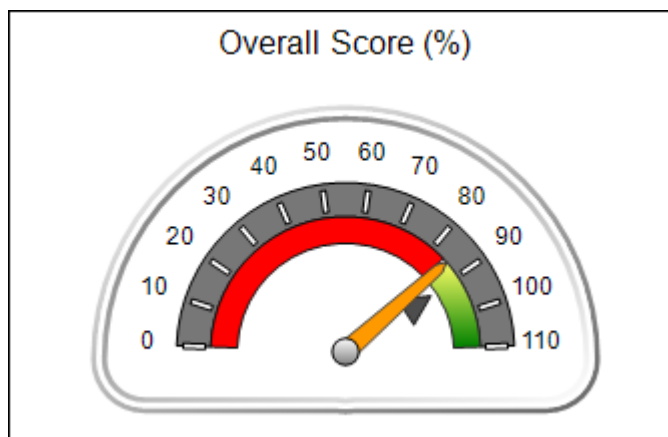
Report Quarter: Q1 FY2019

Provider/Program Name: Hillside - Connections Program (700) - CPA

690 Courtenay Dr., NE, Atlanta, GA 30306	Quarterly Scores (Grades)		Current Quarter Score (Grade)
Phone: 404-875-4551	Q1: 85.29 (B)	Q2: N/A	85.29% (B)
Vendor ID# 35415	Q3: N/A	Q4: N/A	
# New Foster Homes During Quarter: 0	# Children in Care During Quarter: 34	# Placements During Quarter: 37	# Children in Care On Last Day: 25

Quarterly Provider Comparisons to All CPAs

▼ — indicates average for all CPAs





DHS, DFCS, Office of Provider Management
Performance-Based Placement Measures
RBWO Provider GA+SCORECARD - CPA



Report Quarter: Q1 FY2019

Provider/Program Name: Hillside - Connections Program (700) - CPA

690 Courtenay Dr., NE, Atlanta, GA 30306	Quarterly Scores (Grades)		Current Quarter Score (Grade)
Phone: 404-875-4551	Q1: 85.29 (B)	Q2: N/A	85.29% (B)
Vendor ID# 35415	Q3: N/A	Q4: N/A	
# New Foster Homes During Quarter: 0	# Children in Care During Quarter: 34	# Placements During Quarter: 37	# Children in Care On Last Day: 25

	Avg Performance All CPAs (%)	Provider Performance (%)*	Possible Points (Weight)	Provider Points Earned
--	------------------------------	---------------------------	--------------------------	------------------------

OPM Monitoring Reviews

Annual Comprehensive Reviews	86%	87%	25	21.85
Safety Reviews	92%	70%	15	10.56
Monitoring Sub-Total			40	32.41

CPA Safety Outcomes

Incidence of Maltreatment	0.00%	No Substantiated Reports	10	10.00
Staff Training	92%	100%	5	5.00
Staff Safety Checks	86%	75%	5	3.75
Safety Sub-Total			20	18.75

CPA Permanency Outcomes

Placement Stability	91%	85%	15	12.75
Permanency Sub-Total			15	12.75

CPA Well-Being Outcomes

EPSDT Medical Visits	83%	77%	4	3.08
EPSDT Dental Visits	78%	65%	4	2.60
Academic Supports	70%	86%	3	2.58
Provider ECEM Visits	75%	38%	7	2.66
Provider General Contacts	73%	60%	7	4.20
Placements with Siblings	65%	44%	Not Scored	Not Scored
Placements within Legal County	19%	0%	Not Scored	Not Scored
Well-Being Sub-Total			25	15.12

*Performance calculation descriptions can be found in the FY 2019 RBWO PBP Measurements and Standards Guide.

Monitoring & Outcomes: Possible Points = 100	Points Earned: 79.03
Score Before Incentives Credit	79.03%
Incentives Awarded	6.26 pts
PBP Verification	N/A pts
Total Score	85.29%



DHS, DFCS, Office of Provider Management
Performance-Based Placement Measures
RBWO Provider GA+SCORECARD - CPA
Report Quarter: Q1 FY2019



Provider/Program Name: Hillside - Connections Program (700) - CPA

# New Foster Homes During Quarter: 0		# Children in Care During Quarter: 34	# Placements During Quarter: 37	# Children in Care On Last Day: 25
CPA Incentive Credits	Avg Performance All CPAs (%)	Provider Performance (%)*	Possible Points (Weight)	Provider Points Earned
Early EPSDT Medical Visits		40%	2	0.80
Early EPSDT Dental Visits		40%	2	0.80
Permanency Contacts		0%	5	0.00
Additional Academic Supports		8%	2	0.16
HS Grad/GED/Prof or Trade Certificate/College		N/A	10/5/5/1	
EYSS Agreement		Not Eligible	5	
Community Connections		0%	4	0.00
Foster Hm Retention Rate (threshold = 90)		93%	2	2.00
Foster Hm Recruitment (threshold = 100)		0%	2	0.00
Active Agency Accreditation		50%	4	2.00
Staff Clinical Licensure		10%	5	0.50
Incentives Total	5.38			6.26
Maximum total combined incentive credit allowed is 10 points.			Incentives Awarded	6.26
*Performance calculation descriptions can be found in the FY 2019 RBWO PBP Measurements and Standards Guide.				

Child Protective Services Investigations and Dispositions

The following investigations data, which is not used for scoring but is considered significant to a provider's performance, is from Georgia SHINES and is not considered final or complete until the end of the fiscal year.

Total Reports:	0	
Number Screened In:	0	
Number Screened Out:	0	
Number Substantiated:	0	
Number Unsubstantiated:	0	
Number Active CPS Investigations:	0	

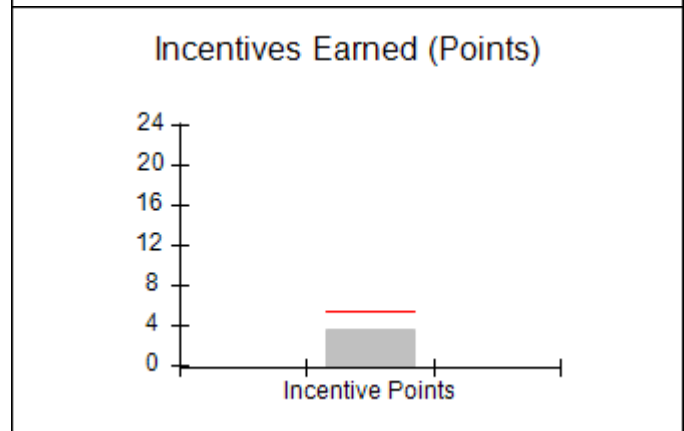
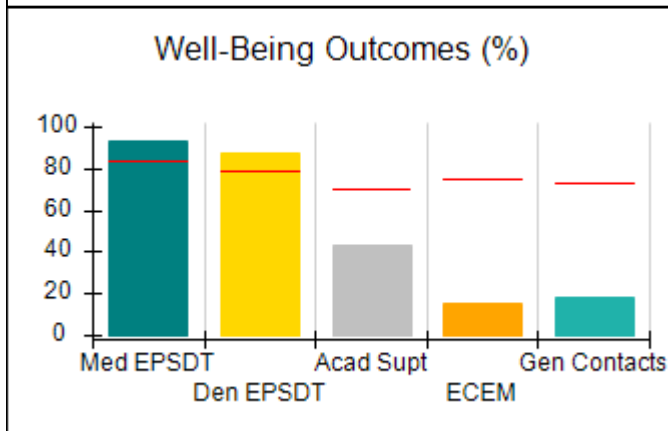
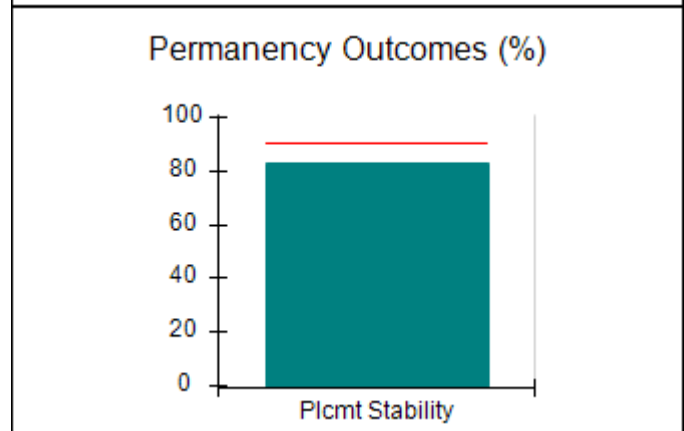
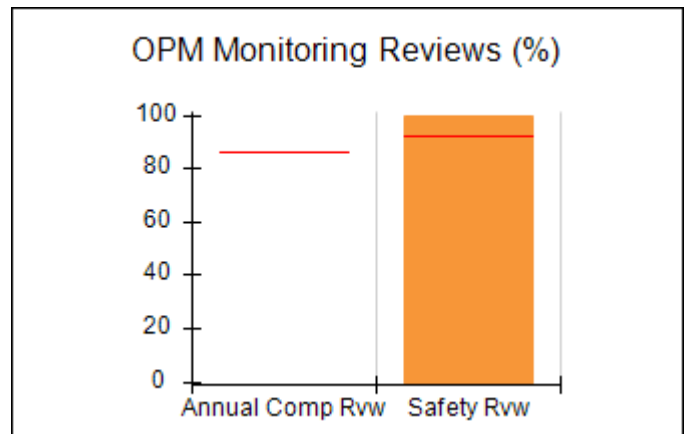
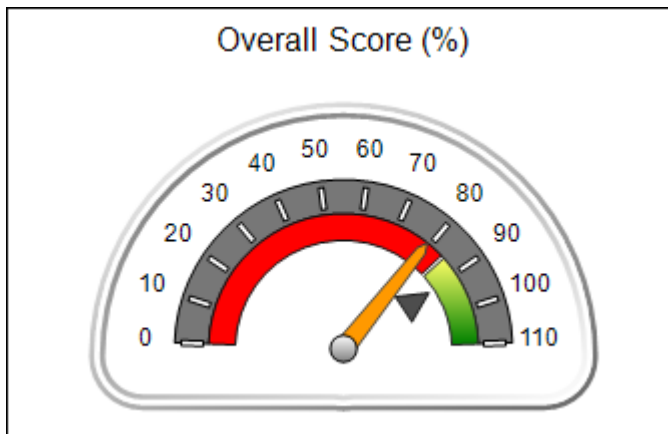


DHS, DFCS, Office of Provider Management
Performance-Based Placement Measures
RBWO Provider GA+SCORECARD - CPA
 Report Quarter: Q1 FY2019



Provider/Program Name: Integrated Health Center Corp - (5337) - CPA			
1400 Buford Hwy, Sugar Hill, GA 30518	Quarterly Scores (Grades)		Current Quarter Score (Grade)
Phone: 470-326-5750	Q1: 79.06 (C+)	Q2: N/A	79.06% (C+)
Vendor ID# 157127	Q3: N/A	Q4: N/A	
# New Foster Homes During Quarter: 4	# Children in Care During Quarter: 23	# Placements During Quarter: 27	# Children in Care On Last Day: 20
Quarterly Provider Comparisons to All CPAs			

▼ — indicates average for all CPAs





DHS, DFCS, Office of Provider Management
Performance-Based Placement Measures
RBWO Provider GA+SCORECARD - CPA



Report Quarter: Q1 FY2019

Provider/Program Name: Integrated Health Center Corp - (5337) - CPA				
1400 Buford Hwy, Sugar Hill, GA 30518	Quarterly Scores (Grades)		Current Quarter Score (Grade)	
Phone: 470-326-5750	Q1: 79.06 (C+)	Q2: N/A	79.06% (C+)	
Vendor ID# 157127	Q3: N/A	Q4: N/A		
# New Foster Homes During Quarter: 4	# Children in Care During Quarter: 23	# Placements During Quarter: 27	# Children in Care On Last Day: 20	
	Avg Performance All CPAs (%)	Provider Performance (%)*	Possible Points (Weight)	Provider Points Earned
OPM Monitoring Reviews				
Annual Comprehensive Reviews	86%	Not Yet Conducted		
Safety Reviews	92%	100%	15	15.00
Monitoring Sub-Total			15	15.00
CPA Safety Outcomes				
Incidence of Maltreatment	0.00%	No Substantiated Reports	10	10.00
Staff Training	92%	67%	5	3.35
Staff Safety Checks	86%	100%	5	5.00
Safety Sub-Total			20	18.35
CPA Permanency Outcomes				
Placement Stability	91%	83%	15	12.45
Permanency Sub-Total			15	12.45
CPA Well-Being Outcomes				
EPSDT Medical Visits	83%	93%	4	3.72
EPSDT Dental Visits	78%	87%	4	3.48
Academic Supports	70%	43%	3	1.29
Provider ECEM Visits	75%	16%	7	1.12
Provider General Contacts	73%	18%	7	1.26
Placements with Siblings	65%	83%	Not Scored	Not Scored
Placements within Legal County	19%	32%	Not Scored	Not Scored
Well-Being Sub-Total			25	10.87

*Performance calculation descriptions can be found in the FY 2019 RBWO PBP Measurements and Standards Guide.

Monitoring & Outcomes: Possible Points = 75	Points Earned: 56.67
Score Before Incentives Credit	75.56%
Incentives Awarded	3.50 pts
PBP Verification	0.00 pts
Total Score	79.06%



DHS, DFCS, Office of Provider Management
Performance-Based Placement Measures
RBWO Provider GA+SCORECARD - CPA
Report Quarter: Q1 FY2019



Provider/Program Name: Integrated Health Center Corp - (5337) - CPA

# New Foster Homes During Quarter: 4		# Children in Care During Quarter: 23	# Placements During Quarter: 27	# Children in Care On Last Day: 20
CPA Incentive Credits	Avg Performance All CPAs (%)	Provider Performance (%)*	Possible Points (Weight)	Provider Points Earned
Early EPSDT Medical Visits		75%	2	1.50
Early EPSDT Dental Visits		0%	2	0.00
Permanency Contacts		0%	5	0.00
Additional Academic Supports		0%	2	0.00
HS Grad/GED/Prof or Trade Certificate/College		N/A	10/5/5/1	
EYSS Agreement		Not Eligible	5	
Community Connections		0%	4	0.00
Foster Hm Retention Rate (threshold = 90)		50%	2	0.00
Foster Hm Recruitment (threshold = 100)		400%	2	2.00
Active Agency Accreditation		0%	4	0.00
Staff Clinical Licensure		0%	5	0.00
Incentives Total	5.38			3.50
Maximum total combined incentive credit allowed is 10 points.			Incentives Awarded	3.50
*Performance calculation descriptions can be found in the FY 2019 RBWO PBP Measurements and Standards Guide.				

Child Protective Services Investigations and Dispositions

The following investigations data, which is not used for scoring but is considered significant to a provider's performance, is from Georgia SHINES and is not considered final or complete until the end of the fiscal year.

Total Reports:	0	
Number Screened In:	0	
Number Screened Out:	0	
Number Substantiated:	0	
Number Unsubstantiated:	0	
Number Active CPS Investigations:	0	



DHS, DFCS, Office of Provider Management
Performance-Based Placement Measures
RBWO Provider GA+SCORECARD - CPA



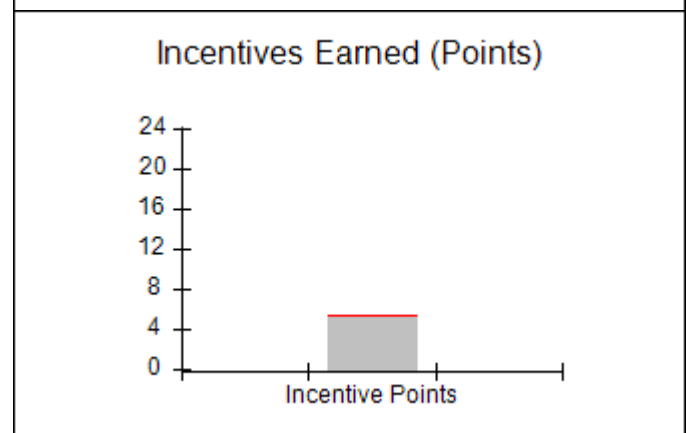
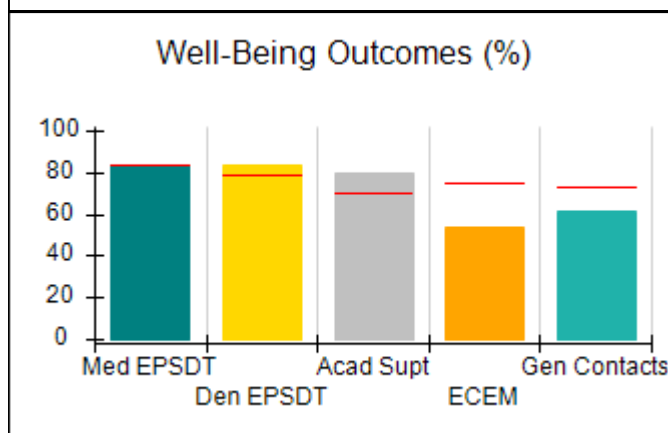
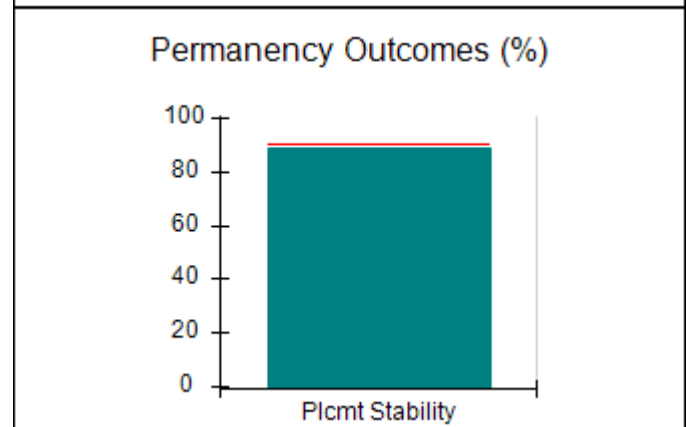
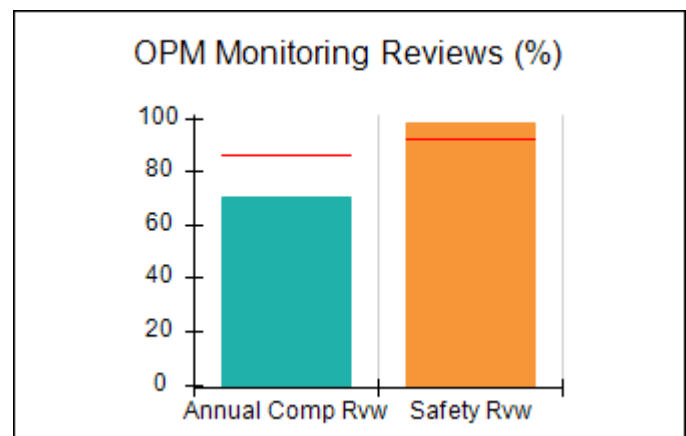
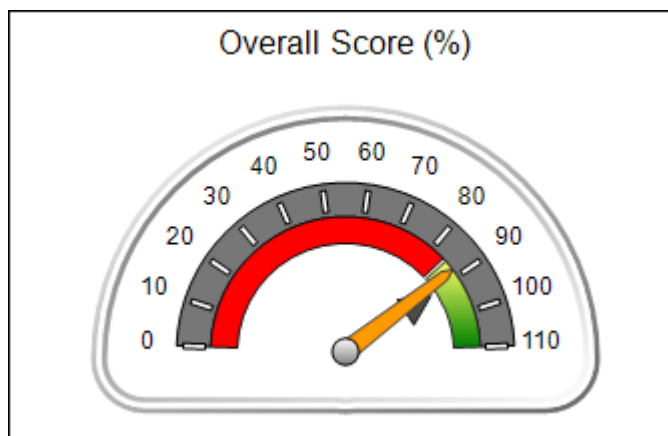
Report Quarter: Q1 FY2019

Provider/Program Name: Laurel Heights Hospital -Universal Health - Laurel Heights CPA (722) - CPA

934 Briarcliff Rd., NE, Atlanta, GA 30306	Quarterly Scores (Grades)		Current Quarter Score (Grade)
Phone: 404-888-7860	Q1: 87.85 (B+)	Q2: N/A	87.85% (B+)
Vendor ID# 35443	Q3: N/A	Q4: N/A	
# New Foster Homes During Quarter: 3	# Children in Care During Quarter: 47	# Placements During Quarter: 48	# Children in Care On Last Day: 38

Quarterly Provider Comparisons to All CPAs

▼ — indicates average for all CPAs





DHS, DFCS, Office of Provider Management
Performance-Based Placement Measures
RBWO Provider GA+SCORECARD - CPA



Report Quarter: Q1 FY2019

Provider/Program Name: Laurel Heights Hospital -Universal Health - Laurel Heights CPA (722) - CPA

934 Briarcliff Rd., NE, Atlanta, GA 30306	Quarterly Scores (Grades)		Current Quarter Score (Grade)
Phone: 404-888-7860	Q1: 87.85 (B+)	Q2: N/A	87.85% (B+)
Vendor ID# 35443	Q3: N/A	Q4: N/A	

# New Foster Homes During Quarter: 3	# Children in Care During Quarter: 47	# Placements During Quarter: 48	# Children in Care On Last Day: 38
--------------------------------------	---------------------------------------	---------------------------------	------------------------------------

	Avg Performance All CPAs (%)	Provider Performance (%)*	Possible Points (Weight)	Provider Points Earned
--	------------------------------	---------------------------	--------------------------	------------------------

OPM Monitoring Reviews

Annual Comprehensive Reviews	86%	70%	25	17.57
Safety Reviews	92%	98%	15	14.76
Monitoring Sub-Total			40	32.33

CPA Safety Outcomes

Incidence of Maltreatment	0.00%	No Substantiated Reports	10	10.00
Staff Training	92%	100%	5	5.00
Staff Safety Checks	86%	100%	5	5.00
Safety Sub-Total			20	20.00

CPA Permanency Outcomes

Placement Stability	91%	89%	15	13.35
Permanency Sub-Total			15	13.35

CPA Well-Being Outcomes

EPSDT Medical Visits	83%	83%	4	3.32
EPSDT Dental Visits	78%	83%	4	3.32
Academic Supports	70%	80%	3	2.40
Provider ECEM Visits	75%	54%	7	3.78
Provider General Contacts	73%	61%	7	4.27
Placements with Siblings	65%	18%	Not Scored	Not Scored
Placements within Legal County	19%	13%	Not Scored	Not Scored
Well-Being Sub-Total			25	17.09

*Performance calculation descriptions can be found in the FY 2019 RBWO PBP Measurements and Standards Guide.

Monitoring & Outcomes: Possible Points = 100	Points Earned: 82.77
Score Before Incentives Credit	82.77%
Incentives Awarded	5.08 pts
PBP Verification	N/A pts
Total Score	87.85%



DHS, DFCS, Office of Provider Management
Performance-Based Placement Measures
RBWO Provider GA+SCORECARD - CPA



Report Quarter: Q1 FY2019

Provider/Program Name: Laurel Heights Hospital -Universal Health - Laurel Heights CPA (722) - CPA

# New Foster Homes During Quarter: 3		# Children in Care During Quarter: 47	# Placements During Quarter: 48	# Children in Care On Last Day: 38
CPA Incentive Credits	Avg Performance All CPAs (%)	Provider Performance (%)*	Possible Points (Weight)	Provider Points Earned
Early EPSDT Medical Visits		0%	2	0.00
Early EPSDT Dental Visits		50%	2	1.00
Permanency Contacts		0%	5	0.00
Additional Academic Supports		4%	2	0.08
HS Grad/GED/Prof or Trade Certificate/College		N/A	10/5/5/1	
EYSS Agreement		Not Eligible	5	
Community Connections		0%	4	0.00
Foster Hm Retention Rate (threshold = 90)		62%	2	0.00
Foster Hm Recruitment (threshold = 100)		100%	2	2.00
Active Agency Accreditation		50%	4	2.00
Staff Clinical Licensure		0%	5	0.00
Incentives Total	5.38			5.08
Maximum total combined incentive credit allowed is 10 points.			Incentives Awarded	5.08

*Performance calculation descriptions can be found in the FY 2019 RBWO PBP Measurements and Standards Guide.

Child Protective Services Investigations and Dispositions

The following investigations data, which is not used for scoring but is considered significant to a provider's performance, is from Georgia SHINES and is not considered final or complete until the end of the fiscal year.

Total Reports:	0
Number Screened In:	0
Number Screened Out:	0
Number Substantiated:	0
Number Unsubstantiated:	0
Number Active CPS Investigations:	0



DHS, DFCS, Office of Provider Management
Performance-Based Placement Measures
RBWO Provider GA+SCORECARD - CPA
Report Quarter: Q1 FY2019



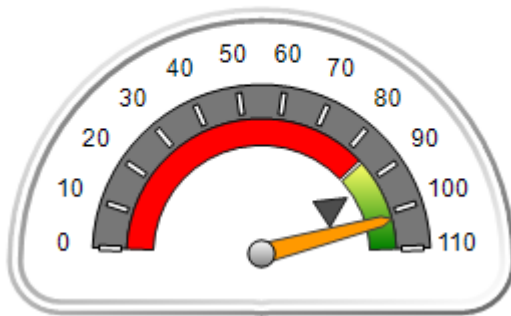
Provider/Program Name: Lighthouse Therapeutic Foster Care - (727) - CPA

35 Mountain Street, Ringgold, GA 30736-2045	Quarterly Scores (Grades)		Current Quarter Score (Grade)
Phone: 706-937-4236	Q1: 101.91 (A+)	Q2: N/A	101.91% (A+)
Vendor ID# 35446	Q3: N/A	Q4: N/A	
# New Foster Homes During Quarter: 0	# Children in Care During Quarter: 17	# Placements During Quarter: 17	# Children in Care On Last Day: 13

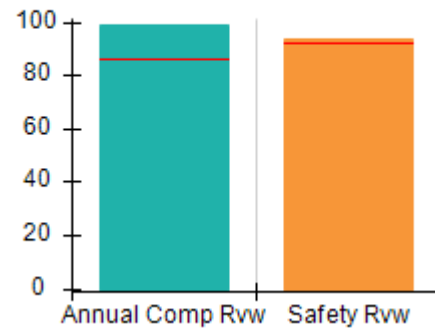
Quarterly Provider Comparisons to All CPAs

▼ — indicates average for all CPAs

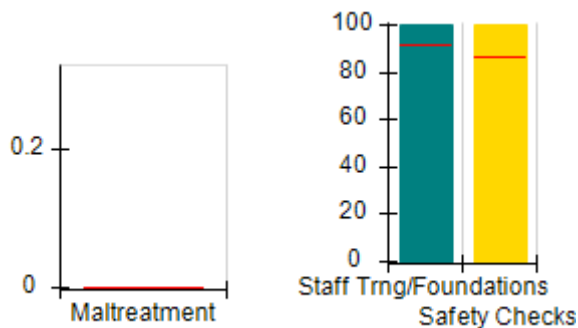
Overall Score (%)



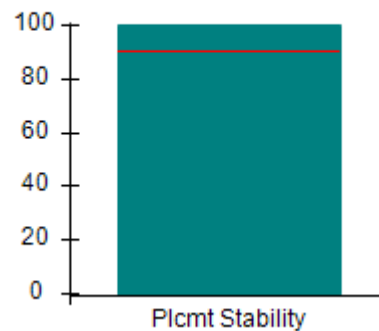
OPM Monitoring Reviews (%)



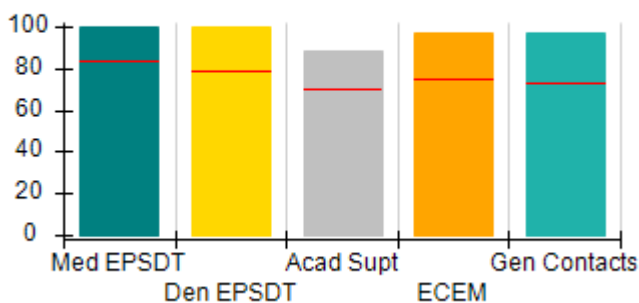
Safety Outcomes (%)



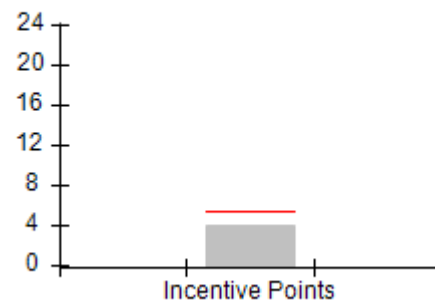
Permanency Outcomes (%)



Well-Being Outcomes (%)



Incentives Earned (Points)





DHS, DFCS, Office of Provider Management
Performance-Based Placement Measures
RBWO Provider GA+SCORECARD - CPA



Report Quarter: Q1 FY2019

Provider/Program Name: Lighthouse Therapeutic Foster Care - (727) - CPA				
35 Mountain Street, Ringgold, GA 30736-2045		Quarterly Scores (Grades)		Current Quarter Score (Grade)
Phone: 706-937-4236		Q1: 101.91 (A+)	Q2: N/A	101.91% (A+)
Vendor ID# 35446		Q3: N/A	Q4: N/A	
# New Foster Homes During Quarter: 0		# Children in Care During Quarter: 17	# Placements During Quarter: 17	# Children in Care On Last Day: 13
	Avg Performance All CPAs (%)	Provider Performance (%)*	Possible Points (Weight)	Provider Points Earned
OPM Monitoring Reviews				
Annual Comprehensive Reviews	86%	99%	25	24.69
Safety Reviews	92%	93%	15	14.00
Monitoring Sub-Total			40	38.69
CPA Safety Outcomes				
Incidence of Maltreatment	0.00%	No Substantiated Reports	10	10.00
Staff Training	92%	100%	5	5.00
Staff Safety Checks	86%	100%	5	5.00
Safety Sub-Total			20	20.00
CPA Permanency Outcomes				
Placement Stability	91%	100%	15	15.00
Permanency Sub-Total			15	15.00
CPA Well-Being Outcomes				
EPSDT Medical Visits	83%	100%	4	4.00
EPSDT Dental Visits	78%	100%	4	4.00
Academic Supports	70%	88%	3	2.64
Provider ECEM Visits	75%	97%	7	6.79
Provider General Contacts	73%	97%	7	6.79
Placements with Siblings	65%	64%	Not Scored	Not Scored
Placements within Legal County	19%	0%	Not Scored	Not Scored
Well-Being Sub-Total			25	24.22

*Performance calculation descriptions can be found in the FY 2019 RBWO PBP Measurements and Standards Guide.

Monitoring & Outcomes: Possible Points = 100	Points Earned: 97.91
Score Before Incentives Credit	97.91%
Incentives Awarded	4.00 pts
PBP Verification	N/A pts
Total Score	101.91%



DHS, DFCS, Office of Provider Management
Performance-Based Placement Measures
RBWO Provider GA+SCORECARD - CPA
Report Quarter: Q1 FY2019



Provider/Program Name: Lighthouse Therapeutic Foster Care - (727) - CPA

# New Foster Homes During Quarter: 0		# Children in Care During Quarter: 17	# Placements During Quarter: 17	# Children in Care On Last Day: 13
CPA Incentive Credits	Avg Performance All CPAs (%)	Provider Performance (%)*	Possible Points (Weight)	Provider Points Earned
Early EPSDT Medical Visits		100%	2	2.00
Early EPSDT Dental Visits		100%	2	2.00
Permanency Contacts		0%	5	0.00
Additional Academic Supports		0%	2	0.00
HS Grad/GED/Prof or Trade Certificate/College		N/A	10/5/5/1	
EYSS Agreement		Not Eligible	5	
Community Connections		0%	4	0.00
Foster Hm Retention Rate (threshold = 90)		75%	2	0.00
Foster Hm Recruitment (threshold = 100)		0%	2	0.00
Active Agency Accreditation		0%	4	0.00
Staff Clinical Licensure		0%	5	0.00
Incentives Total	5.38			4.00
Maximum total combined incentive credit allowed is 10 points.			Incentives Awarded	4.00
*Performance calculation descriptions can be found in the FY 2019 RBWO PBP Measurements and Standards Guide.				

Child Protective Services Investigations and Dispositions

The following investigations data, which is not used for scoring but is considered significant to a provider's performance, is from Georgia SHINES and is not considered final or complete until the end of the fiscal year.

Total Reports:	0	
Number Screened In:	0	
Number Screened Out:	0	
Number Substantiated:	0	
Number Unsubstantiated:	0	
Number Active CPS Investigations:	0	



DHS, DFCS, Office of Provider Management

Performance-Based Placement Measures

RBWO Provider GA+SCORECARD - CPA



Report Quarter: Q1 FY2019

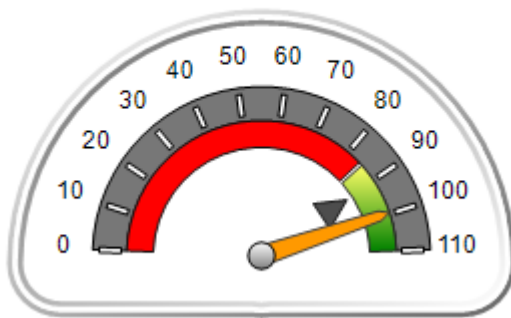
Provider/Program Name: Lighthouse Therapeutic Foster Care - Marietta (5309) - CPA

1000 Parkwood Circle SE, Marietta, GA 30339	Quarterly Scores (Grades)		Current Quarter Score (Grade)
Phone: 706-937-4236	Q1: 99.67 (A+)	Q2: N/A	99.67% (A+)
Vendor ID# 153417	Q3: N/A	Q4: N/A	
# New Foster Homes During Quarter: 0	# Children in Care During Quarter: 4	# Placements During Quarter: 4	# Children in Care On Last Day: 4

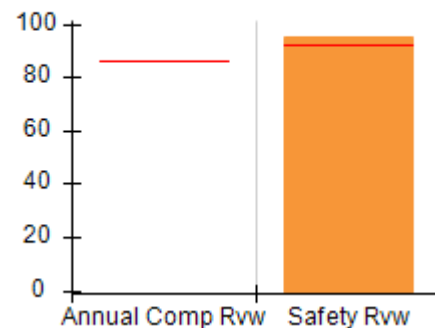
Quarterly Provider Comparisons to All CPAs

— indicates average for all CPAs

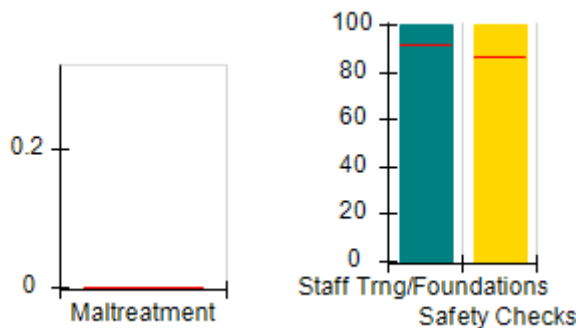
Overall Score (%)



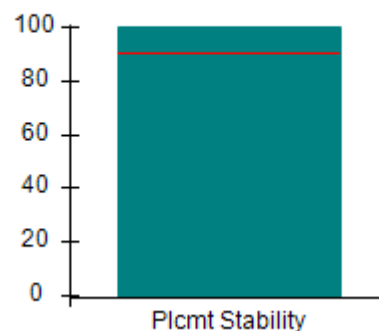
OPM Monitoring Reviews (%)



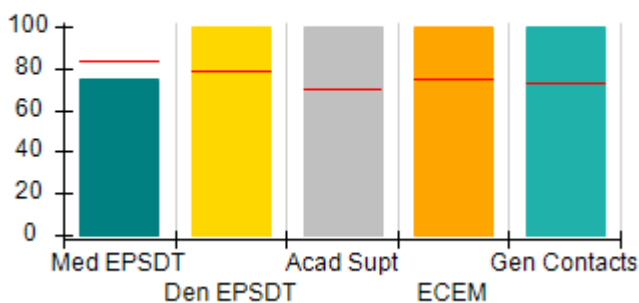
Safety Outcomes (%)



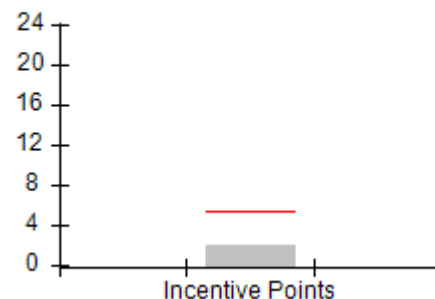
Permanency Outcomes (%)



Well-Being Outcomes (%)



Incentives Earned (Points)





DHS, DFCS, Office of Provider Management
Performance-Based Placement Measures
RBWO Provider GA+SCORECARD - CPA



Report Quarter: Q1 FY2019

Provider/Program Name: Lighthouse Therapeutic Foster Care - Marietta (5309) - CPA				
1000 Parkwood Circle SE, Marietta, GA 30339	Quarterly Scores (Grades)		Current Quarter Score (Grade)	
Phone: 706-937-4236	Q1: 99.67 (A+)	Q2: N/A	99.67% (A+)	
Vendor ID# 153417	Q3: N/A	Q4: N/A		
# New Foster Homes During Quarter: 0	# Children in Care During Quarter: 4	# Placements During Quarter: 4	# Children in Care On Last Day: 4	
	Avg Performance All CPAs (%)	Provider Performance (%)*	Possible Points (Weight)	Provider Points Earned
OPM Monitoring Reviews				
Annual Comprehensive Reviews	86%	Not Yet Conducted		
Safety Reviews	92%	95%	15	14.25
Monitoring Sub-Total			15	14.25
CPA Safety Outcomes				
Incidence of Maltreatment	0.00%	No Substantiated Reports	10	10.00
Staff Training	92%	100%	5	5.00
Staff Safety Checks	86%	100%	5	5.00
Safety Sub-Total			20	20.00
CPA Permanency Outcomes				
Placement Stability	91%	100%	15	15.00
Permanency Sub-Total			15	15.00
CPA Well-Being Outcomes				
EPSDT Medical Visits	83%	75%	4	3.00
EPSDT Dental Visits	78%	100%	4	4.00
Academic Supports	70%	100%	3	3.00
Provider ECEM Visits	75%	100%	7	7.00
Provider General Contacts	73%	100%	7	7.00
Placements with Siblings	65%	0%	Not Scored	Not Scored
Placements within Legal County	19%	0%	Not Scored	Not Scored
Well-Being Sub-Total			25	24.00

*Performance calculation descriptions can be found in the FY 2019 RBWO PBP Measurements and Standards Guide.

Monitoring & Outcomes: Possible Points = 75	Points Earned: 73.25
Score Before Incentives Credit	97.67%
Incentives Awarded	2.00 pts
PBP Verification	N/A pts
Total Score	99.67%



DHS, DFCS, Office of Provider Management
Performance-Based Placement Measures
RBWO Provider GA+SCORECARD - CPA
Report Quarter: Q1 FY2019



Provider/Program Name: Lighthouse Therapeutic Foster Care - Marietta (5309) - CPA

# New Foster Homes During Quarter: 0		# Children in Care During Quarter: 4	# Placements During Quarter: 4	# Children in Care On Last Day: 4
CPA Incentive Credits	Avg Performance All CPAs (%)	Provider Performance (%)*	Possible Points (Weight)	Provider Points Earned
Early EPSDT Medical Visits		100%	2	2.00
Early EPSDT Dental Visits		0%	2	0.00
Permanency Contacts		None Planned	5	
Additional Academic Supports		0%	2	0.00
HS Grad/GED/Prof or Trade Certificate/College		N/A	10/5/5/1	
EYSS Agreement		Not Eligible	5	
Community Connections		0%	4	0.00
Foster Hm Retention Rate (threshold = 90)		50%	2	0.00
Foster Hm Recruitment (threshold = 100)		0%	2	0.00
Active Agency Accreditation		0%	4	0.00
Staff Clinical Licensure		0%	5	0.00
Incentives Total	5.38			2.00
Maximum total combined incentive credit allowed is 10 points.			Incentives Awarded	2.00
*Performance calculation descriptions can be found in the FY 2019 RBWO PBP Measurements and Standards Guide.				

Child Protective Services Investigations and Dispositions

The following investigations data, which is not used for scoring but is considered significant to a provider's performance, is from Georgia SHINES and is not considered final or complete until the end of the fiscal year.

Total Reports:	0
Number Screened In:	0
Number Screened Out:	0
Number Substantiated:	0
Number Unsubstantiated:	0
Number Active CPS Investigations:	0



DHS, DFCS, Office of Provider Management
Performance-Based Placement Measures
RBWO Provider GA+SCORECARD - CPA



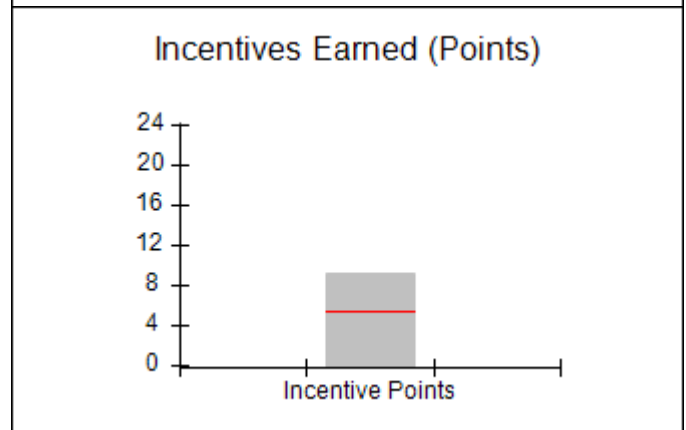
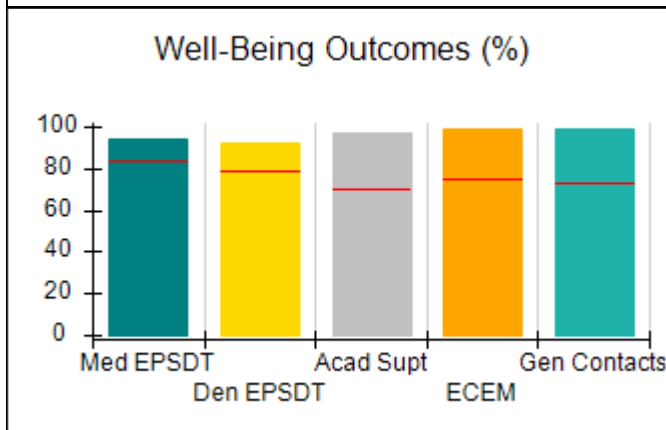
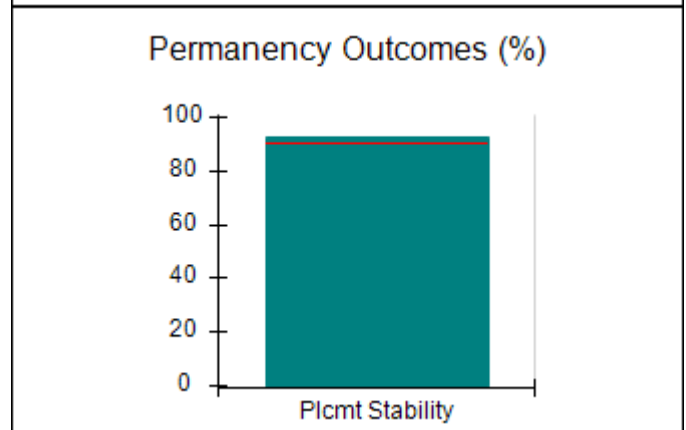
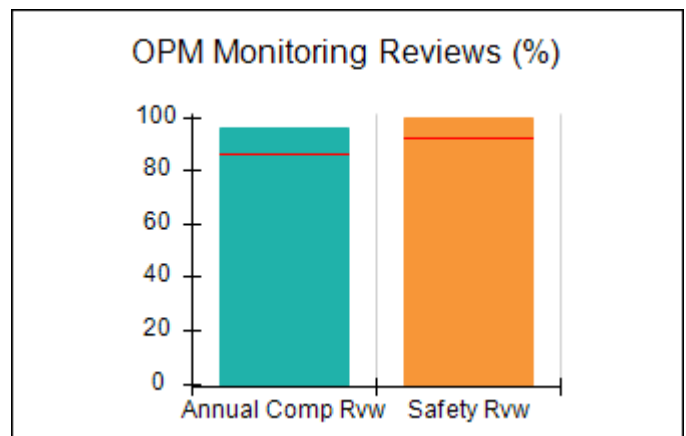
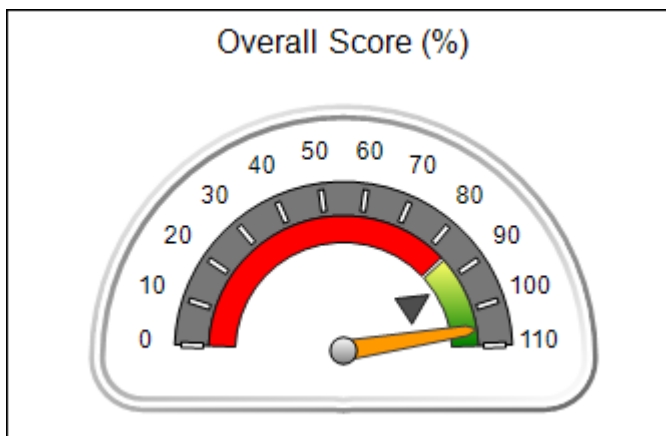
Report Quarter: Q1 FY2019

Provider/Program Name: Lighthouse Therapeutic Foster Care - Stockbridge (5186) - CPA

120 MLK, Sr. Heritage Trail, Stockbridge, GA 30281	Quarterly Scores (Grades)		Current Quarter Score (Grade)
Phone: 706-937-4236	Q1: 105.56 (A+)	Q2: N/A	105.56% (A+)
Vendor ID# 121137	Q3: N/A	Q4: N/A	
# New Foster Homes During Quarter: 3	# Children in Care During Quarter: 45	# Placements During Quarter: 47	# Children in Care On Last Day: 39

Quarterly Provider Comparisons to All CPAs

▼ — indicates average for all CPAs





DHS, DFCS, Office of Provider Management
Performance-Based Placement Measures
RBWO Provider GA+SCORECARD - CPA



Report Quarter: Q1 FY2019

Provider/Program Name: Lighthouse Therapeutic Foster Care - Stockbridge (5186) - CPA

120 MLK, Sr. Heritage Trail, Stockbridge, GA 30281	Quarterly Scores (Grades)		Current Quarter Score (Grade)
Phone: 706-937-4236	Q1: 105.56 (A+)	Q2: N/A	105.56% (A+)
Vendor ID# 121137	Q3: N/A	Q4: N/A	

# New Foster Homes During Quarter: 3	# Children in Care During Quarter: 45	# Placements During Quarter: 47	# Children in Care On Last Day: 39
--------------------------------------	---------------------------------------	---------------------------------	------------------------------------

	Avg Performance All CPAs (%)	Provider Performance (%)*	Possible Points (Weight)	Provider Points Earned
--	-------------------------------------	----------------------------------	---------------------------------	-------------------------------

OPM Monitoring Reviews

Annual Comprehensive Reviews	86%	96%	25	23.92
Safety Reviews	92%	100%	15	15.00
Monitoring Sub-Total			40	38.92

CPA Safety Outcomes

Incidence of Maltreatment	0.00%	No Substantiated Reports	10	10.00
Staff Training	92%	100%	5	5.00
Staff Safety Checks	86%	86%	5	4.30
Safety Sub-Total			20	19.30

CPA Permanency Outcomes

Placement Stability	91%	93%	15	13.95
Permanency Sub-Total			15	13.95

CPA Well-Being Outcomes

EPSDT Medical Visits	83%	94%	4	3.76
EPSDT Dental Visits	78%	92%	4	3.68
Academic Supports	70%	97%	3	2.91
Provider ECEM Visits	75%	99%	7	6.93
Provider General Contacts	73%	99%	7	6.93
Placements with Siblings	65%	50%	Not Scored	Not Scored
Placements within Legal County	19%	0%	Not Scored	Not Scored
Well-Being Sub-Total			25	24.21

*Performance calculation descriptions can be found in the FY 2019 RBWO PBP Measurements and Standards Guide.

Monitoring & Outcomes: Possible Points = 100	Points Earned: 96.38
Score Before Incentives Credit	96.38%
Incentives Awarded	9.18 pts
PBP Verification	N/A pts
Total Score	105.56%



DHS, DFCS, Office of Provider Management
Performance-Based Placement Measures
RBWO Provider GA+SCORECARD - CPA
Report Quarter: Q1 FY2019



Provider/Program Name: Lighthouse Therapeutic Foster Care - Stockbridge (5186) - CPA

# New Foster Homes During Quarter: 3		# Children in Care During Quarter: 45	# Placements During Quarter: 47	# Children in Care On Last Day: 39
CPA Incentive Credits	Avg Performance All CPAs (%)	Provider Performance (%)*	Possible Points (Weight)	Provider Points Earned
Early EPSDT Medical Visits		83%	2	1.66
Early EPSDT Dental Visits		83%	2	1.66
Permanency Contacts		0%	5	0.00
Additional Academic Supports		93%	2	1.86
HS Grad/GED/Prof or Trade Certificate/College		N/A	10/5/5/1	
EYSS Agreement		Not Eligible	5	
Community Connections		0%	4	0.00
Foster Hm Retention Rate (threshold = 90)		100%	2	2.00
Foster Hm Recruitment (threshold = 100)		100%	2	2.00
Active Agency Accreditation		0%	4	0.00
Staff Clinical Licensure		0%	5	0.00
Incentives Total	5.38			9.18
Maximum total combined incentive credit allowed is 10 points.			Incentives Awarded	9.18
*Performance calculation descriptions can be found in the FY 2019 RBWO PBP Measurements and Standards Guide.				

Child Protective Services Investigations and Dispositions

The following investigations data, which is not used for scoring but is considered significant to a provider's performance, is from Georgia SHINES and is not considered final or complete until the end of the fiscal year.

Total Reports:	0	
Number Screened In:	0	
Number Screened Out:	0	
Number Substantiated:	0	
Number Unsubstantiated:	0	
Number Active CPS Investigations:	0	



Performance-Based Placement Measures

RBWO Provider GA+SCORECARD - CPA

Report Quarter: Q1 FY2019

**Provider/Program Name: Lookout Mountain Community Services Board - TREK
 Program/Athens (5237) - CPA**

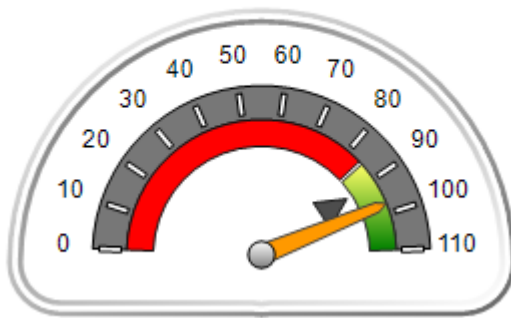
1020 Barber Creek Dr., Watkinsville, GA 30677	Quarterly Scores (Grades)		Current Quarter Score (Grade)
Phone: 706-806-1121	Q1: 97.39 (A+)	Q2: N/A	97.39% (A+)
Vendor ID# 143228	Q3: N/A	Q4: N/A	
# New Foster Homes During Quarter: 0	# Children in Care During Quarter: 16	# Placements During Quarter: 17	# Children in Care On Last Day: 11

Quarterly Provider Comparisons to All CPAs

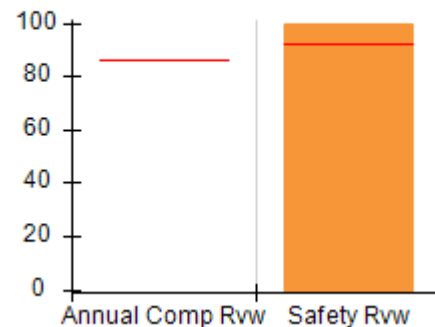


— indicates average for all CPAs

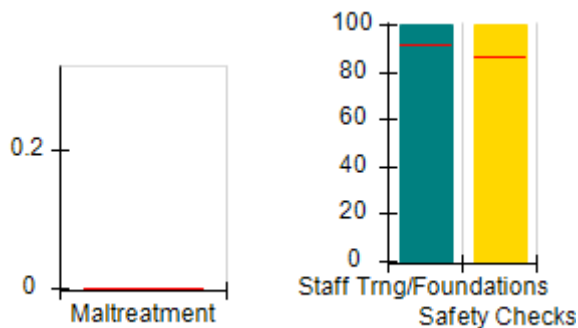
Overall Score (%)



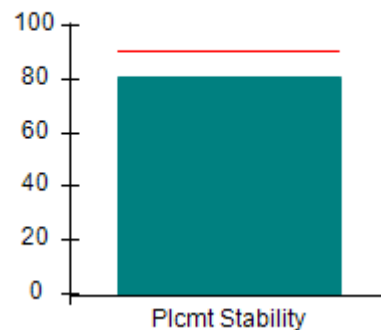
OPM Monitoring Reviews (%)



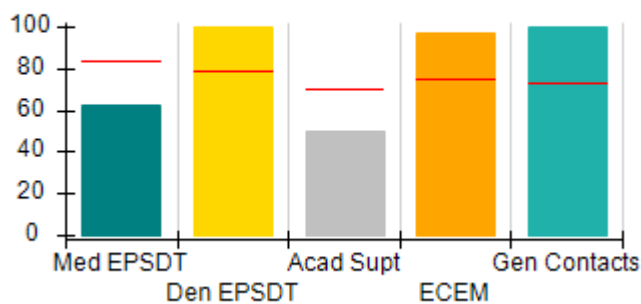
Safety Outcomes (%)



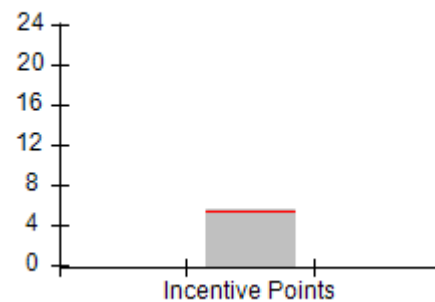
Permanency Outcomes (%)



Well-Being Outcomes (%)



Incentives Earned (Points)





DHS, DFCS, Office of Provider Management
Performance-Based Placement Measures
RBWO Provider GA+SCORECARD - CPA



Report Quarter: Q1 FY2019

Provider/Program Name: Lookout Mountain Community Services Board - TREK Program/Athens (5237) - CPA				
1020 Barber Creek Dr., Watkinsville, GA 30677	Quarterly Scores (Grades)			Current Quarter Score (Grade)
Phone: 706-806-1121	Q1: 97.39 (A+)	Q2: N/A	97.39% (A+)	
Vendor ID# 143228	Q3: N/A	Q4: N/A		
# New Foster Homes During Quarter: 0	# Children in Care During Quarter: 16	# Placements During Quarter: 17	# Children in Care On Last Day: 11	
	Avg Performance All CPAs (%)	Provider Performance (%)*	Possible Points (Weight)	Provider Points Earned
OPM Monitoring Reviews				
Annual Comprehensive Reviews	86%	Not Yet Conducted		
Safety Reviews	92%	100%	15	15.00
Monitoring Sub-Total			15	15.00
CPA Safety Outcomes				
Incidence of Maltreatment	0.00%	No Substantiated Reports	10	10.00
Staff Training	92%	100%	5	5.00
Staff Safety Checks	86%	100%	5	5.00
Safety Sub-Total			20	20.00
CPA Permanency Outcomes				
Placement Stability	91%	81%	15	12.15
Permanency Sub-Total			15	12.15
CPA Well-Being Outcomes				
EPSDT Medical Visits	83%	62%	4	2.48
EPSDT Dental Visits	78%	100%	4	4.00
Academic Supports	70%	50%	3	1.50
Provider ECEM Visits	75%	97%	7	6.79
Provider General Contacts	73%	100%	7	7.00
Placements with Siblings	65%	25%	Not Scored	Not Scored
Placements within Legal County	19%	17%	Not Scored	Not Scored
Well-Being Sub-Total			25	21.77
*Performance calculation descriptions can be found in the FY 2019 RBWO PBP Measurements and Standards Guide.				
Monitoring & Outcomes: Possible Points = 75			Points Earned: 68.92	
Score Before Incentives Credit			91.89%	
Incentives Awarded			5.50 pts	
PBP Verification			N/A pts	
Total Score			97.39%	



DHS, DFCS, Office of Provider Management
Performance-Based Placement Measures
RBWO Provider GA+SCORECARD - CPA



Report Quarter: Q1 FY2019

Provider/Program Name: Lookout Mountain Community Services Board - TREK
Program/Athens (5237) - CPA

# New Foster Homes During Quarter: 0		# Children in Care During Quarter: 16	# Placements During Quarter: 17	# Children in Care On Last Day: 11
CPA Incentive Credits	Avg Performance All CPAs (%)	Provider Performance (%)*	Possible Points (Weight)	Provider Points Earned
Early EPSDT Medical Visits		100%	2	2.00
Early EPSDT Dental Visits		100%	2	2.00
Permanency Contacts		30%	5	1.50
Additional Academic Supports		0%	2	0.00
HS Grad/GED/Prof or Trade Certificate/College		N/A	10/5/5/1	
EYSS Agreement		Not Eligible	5	
Community Connections		0%	4	0.00
Foster Hm Retention Rate (threshold = 90)		71%	2	0.00
Foster Hm Recruitment (threshold = 100)		0%	2	0.00
Active Agency Accreditation		0%	4	0.00
Staff Clinical Licensure		0%	5	0.00
Incentives Total	5.38			5.50
Maximum total combined incentive credit allowed is 10 points.			Incentives Awarded	5.50

*Performance calculation descriptions can be found in the FY 2019 RBWO PBP Measurements and Standards Guide.

Child Protective Services Investigations and Dispositions

The following investigations data, which is not used for scoring but is considered significant to a provider's performance, is from Georgia SHINES and is not considered final or complete until the end of the fiscal year.

Total Reports:	0
Number Screened In:	0
Number Screened Out:	0
Number Substantiated:	0
Number Unsubstantiated:	0
Number Active CPS Investigations:	0



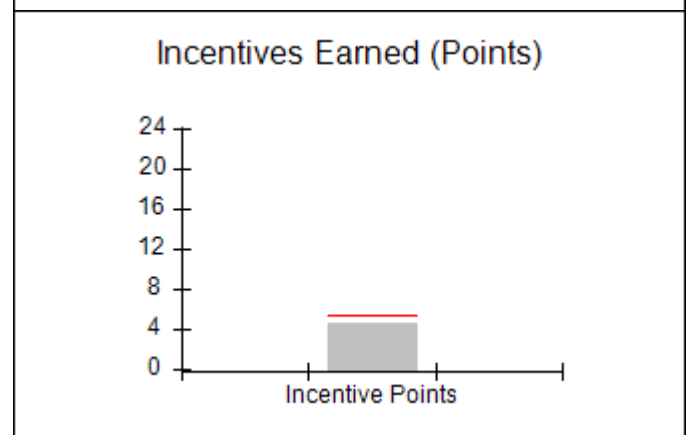
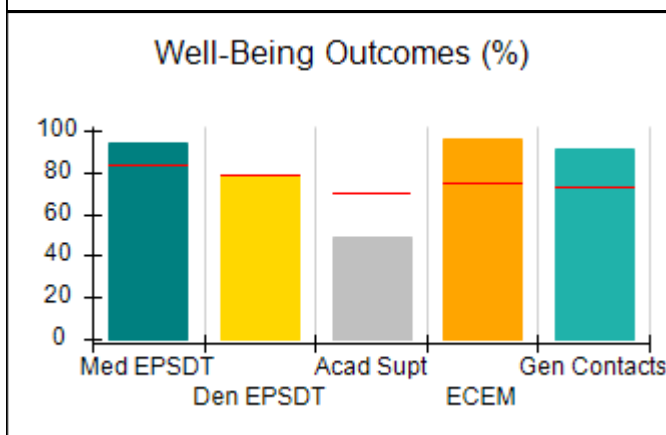
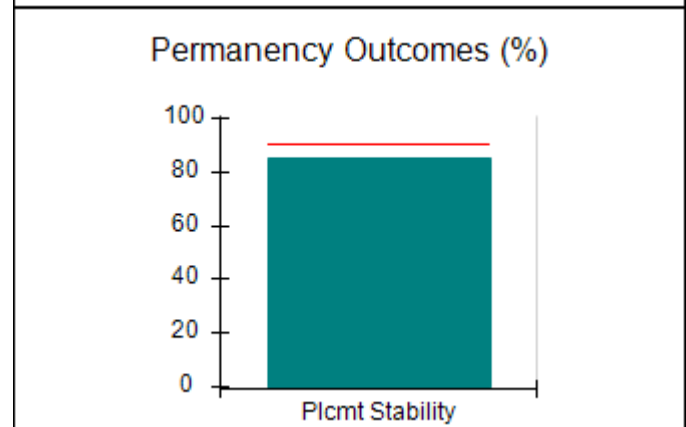
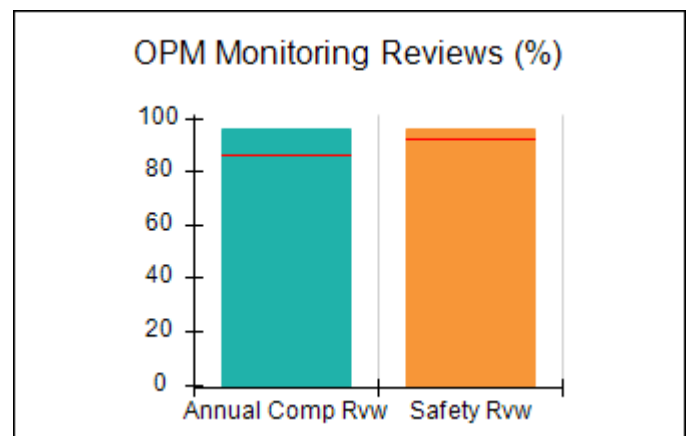
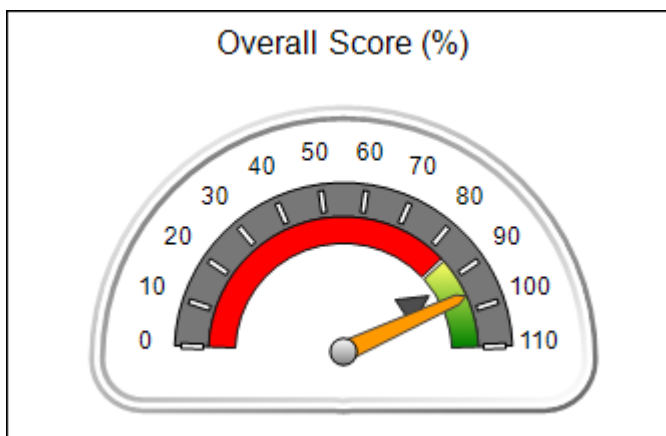
DHS, DFCS, Office of Provider Management
Performance-Based Placement Measures
RBWO Provider GA+SCORECARD - CPA



Report Quarter: Q1 FY2019

Provider/Program Name: Lookout Mountain Community Services Board - TREK Program/Cartersville (5199) - CPA			
25 East Main Street, Cartersville, GA 30120	Quarterly Scores (Grades)		Current Quarter Score (Grade)
Phone: 706-806-1121	Q1: 95.94 (A)	Q2: N/A	95.94% (A)
Vendor ID# 15004	Q3: N/A	Q4: N/A	
# New Foster Homes During Quarter: 1	# Children in Care During Quarter: 41	# Placements During Quarter: 46	# Children in Care On Last Day: 26
Quarterly Provider Comparisons to All CPAs			

▼ — indicates average for all CPAs





DHS, DFCS, Office of Provider Management
Performance-Based Placement Measures
RBWO Provider GA+SCORECARD - CPA



Report Quarter: Q1 FY2019

Provider/Program Name: Lookout Mountain Community Services Board - TREK Program/Cartersville (5199) - CPA				
25 East Main Street, Cartersville, GA 30120		Quarterly Scores (Grades)		Current Quarter Score (Grade)
Phone: 706-806-1121		Q1: 95.94 (A)	Q2: N/A	95.94% (A)
Vendor ID# 15004		Q3: N/A	Q4: N/A	
# New Foster Homes During Quarter: 1		# Children in Care During Quarter: 41	# Placements During Quarter: 46	# Children in Care On Last Day: 26
	Avg Performance All CPAs (%)	Provider Performance (%)*	Possible Points (Weight)	Provider Points Earned
OPM Monitoring Reviews				
Annual Comprehensive Reviews	86%	96%	25	24.00
Safety Reviews	92%	96%	15	14.40
Monitoring Sub-Total			40	38.40
CPA Safety Outcomes				
Incidence of Maltreatment	0.00%	No Substantiated Reports	10	10.00
Staff Training	92%	100%	5	5.00
Staff Safety Checks	86%	100%	5	5.00
Safety Sub-Total			20	20.00
CPA Permanency Outcomes				
Placement Stability	91%	85%	15	12.75
Permanency Sub-Total			15	12.75
CPA Well-Being Outcomes				
EPSDT Medical Visits	83%	94%	4	3.76
EPSDT Dental Visits	78%	79%	4	3.16
Academic Supports	70%	49%	3	1.47
Provider ECEM Visits	75%	96%	7	6.72
Provider General Contacts	73%	91%	7	6.37
Placements with Siblings	65%	99%	Not Scored	Not Scored
Placements within Legal County	19%	40%	Not Scored	Not Scored
Well-Being Sub-Total			25	21.48
*Performance calculation descriptions can be found in the FY 2019 RBWO PBP Measurements and Standards Guide.				
Monitoring & Outcomes: Possible Points = 100			Points Earned: 92.63	
Score Before Incentives Credit			92.63%	
Incentives Awarded			4.62 pts	
PBP Verification			-1.31 pts	
Total Score			95.94%	



DHS, DFCS, Office of Provider Management
Performance-Based Placement Measures
RBWO Provider GA+SCORECARD - CPA



Report Quarter: Q1 FY2019

Provider/Program Name: Lookout Mountain Community Services Board - TREK Program/Cartersville (5199) - CPA				
# New Foster Homes During Quarter: 1		# Children in Care During Quarter: 41	# Placements During Quarter: 46	# Children in Care On Last Day: 26
CPA Incentive Credits	Avg Performance All CPAs (%)	Provider Performance (%)*	Possible Points (Weight)	Provider Points Earned
Early EPSDT Medical Visits		100%	2	2.00
Early EPSDT Dental Visits		31%	2	0.62
Permanency Contacts		None Planned	5	
Additional Academic Supports		0%	2	0.00
HS Grad/GED/Prof or Trade Certificate/College		N/A	10/5/5/1	
EYSS Agreement		Not Eligible	5	
Community Connections		0%	4	0.00
Foster Hm Retention Rate (threshold = 90)		92%	2	2.00
Foster Hm Recruitment (threshold = 100)		67%	2	0.00
Active Agency Accreditation		0%	4	0.00
Staff Clinical Licensure		0%	5	0.00
Incentives Total	5.38			4.62
Maximum total combined incentive credit allowed is 10 points.			Incentives Awarded	4.62
*Performance calculation descriptions can be found in the FY 2019 RBWO PBP Measurements and Standards Guide.				

Child Protective Services Investigations and Dispositions		
The following investigations data, which is not used for scoring but is considered significant to a provider's performance, is from Georgia SHINES and is not considered final or complete until the end of the fiscal year.		
Total Reports:	1	
Number Screened In:	1	
Number Screened Out:	0	
Number Substantiated:	0	
Number Unsubstantiated:	0	
Number Active CPS Investigations:	1	



Performance-Based Placement Measures

RBWO Provider GA+SCORECARD - CPA

Report Quarter: Q1 FY2019

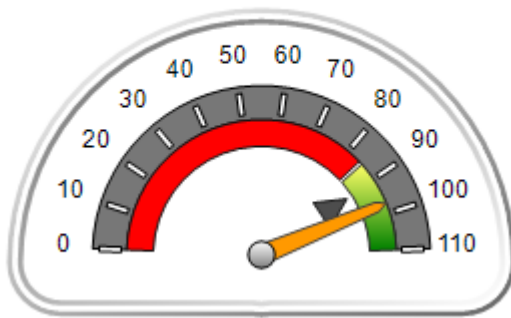
**Provider/Program Name: Lookout Mountain Community Services Board - TREK
 Program/Forsyth (5146) - CPA**

44 Harris Street, Forsyth, GA 31029	Quarterly Scores (Grades)		Current Quarter Score (Grade)
Phone: 478-993-5357	Q1: 97.28 (A+)	Q2: N/A	97.28% (A+)
Vendor ID# 115542	Q3: N/A	Q4: N/A	
# New Foster Homes During Quarter: 0	# Children in Care During Quarter: 12	# Placements During Quarter: 12	# Children in Care On Last Day: 10

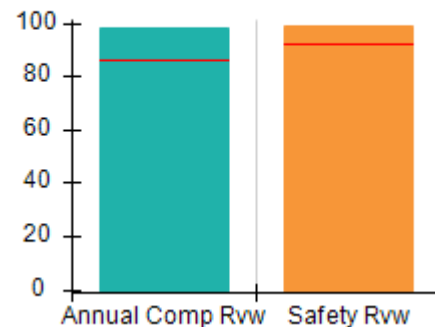
Quarterly Provider Comparisons to All CPAs

indicates average for all CPAs

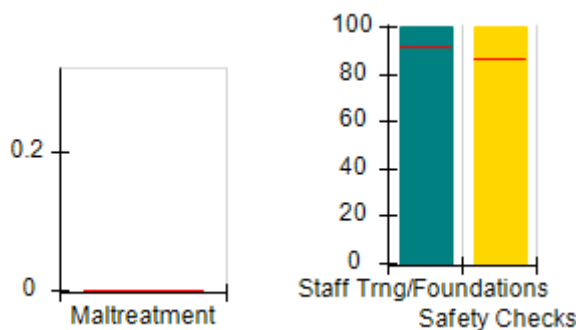
Overall Score (%)



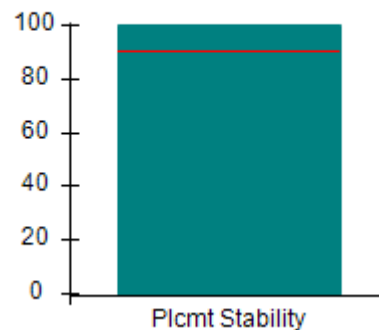
OPM Monitoring Reviews (%)



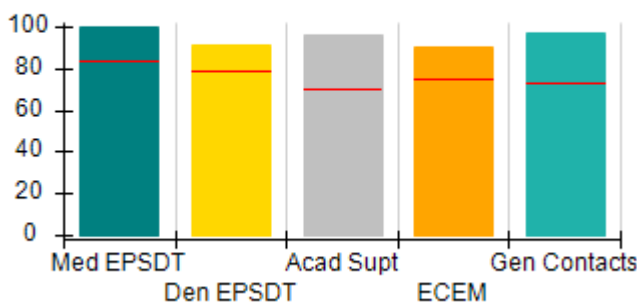
Safety Outcomes (%)



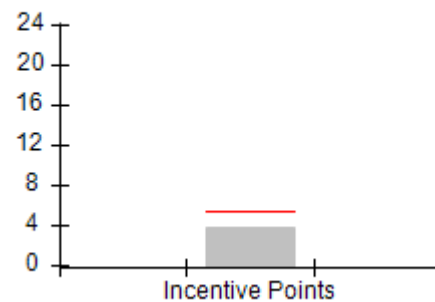
Permanency Outcomes (%)



Well-Being Outcomes (%)



Incentives Earned (Points)





Performance-Based Placement Measures RBWO Provider GA+SCORECARD - CPA

Report Quarter: Q1 FY2019

Provider/Program Name: Lookout Mountain Community Services Board - TREK Program/Forsyth (5146) - CPA				
44 Harris Street, Forsyth, GA 31029		Quarterly Scores (Grades)		Current Quarter Score (Grade)
Phone: 478-993-5357		Q1: 97.28 (A+)	Q2: N/A	97.28% (A+)
Vendor ID# 115542		Q3: N/A	Q4: N/A	
# New Foster Homes During Quarter: 0		# Children in Care During Quarter: 12	# Placements During Quarter: 12	# Children in Care On Last Day: 10
	Avg Performance All CPAs (%)	Provider Performance (%)*	Possible Points (Weight)	Provider Points Earned
OPM Monitoring Reviews				
Annual Comprehensive Reviews	86%	98%	25	24.45
Safety Reviews	92%	99%	15	14.81
Monitoring Sub-Total			40	39.26
CPA Safety Outcomes				
Incidence of Maltreatment	0.00%	No Substantiated Reports	10	10.00
Staff Training	92%	100%	5	5.00
Staff Safety Checks	86%	100%	5	5.00
Safety Sub-Total			20	20.00
CPA Permanency Outcomes				
Placement Stability	91%	100%	15	15.00
Permanency Sub-Total			15	15.00
CPA Well-Being Outcomes				
EPSDT Medical Visits	83%	100%	4	4.00
EPSDT Dental Visits	78%	91%	4	3.64
Academic Supports	70%	96%	3	2.88
Provider ECEM Visits	75%	90%	7	6.30
Provider General Contacts	73%	97%	7	6.79
Placements with Siblings	65%	39%	Not Scored	Not Scored
Placements within Legal County	19%	0%	Not Scored	Not Scored
Well-Being Sub-Total			25	23.61
*Performance calculation descriptions can be found in the FY 2019 RBWO PBP Measurements and Standards Guide.				
Monitoring & Outcomes: Possible Points = 100			Points Earned: 97.87	
Score Before Incentives Credit			97.87%	
Incentives Awarded			3.66 pts	
PBP Verification			-4.25 pts	
Total Score			97.28%	



DHS, DFCS, Office of Provider Management
Performance-Based Placement Measures
RBWO Provider GA+SCORECARD - CPA



Report Quarter: Q1 FY2019

**Provider/Program Name: Lookout Mountain Community Services Board - TREK
Program/Forsyth (5146) - CPA**

# New Foster Homes During Quarter: 0		# Children in Care During Quarter: 12	# Placements During Quarter: 12	# Children in Care On Last Day: 10
CPA Incentive Credits	Avg Performance All CPAs (%)	Provider Performance (%)*	Possible Points (Weight)	Provider Points Earned
Early EPSDT Medical Visits		Not Eligible	2	
Early EPSDT Dental Visits		83%	2	1.66
Permanency Contacts		0%	5	0.00
Additional Academic Supports		0%	2	0.00
HS Grad/GED/Prof or Trade Certificate/College		N/A	10/5/5/1	
EYSS Agreement		Not Eligible	5	
Community Connections		0%	4	0.00
Foster Hm Retention Rate (threshold = 90)		100%	2	2.00
Foster Hm Recruitment (threshold = 100)		0%	2	0.00
Active Agency Accreditation		0%	4	0.00
Staff Clinical Licensure		0%	5	0.00
Incentives Total	5.38			3.66
Maximum total combined incentive credit allowed is 10 points.			Incentives Awarded	3.66

*Performance calculation descriptions can be found in the FY 2019 RBWO PBP Measurements and Standards Guide.

Child Protective Services Investigations and Dispositions

The following investigations data, which is not used for scoring but is considered significant to a provider's performance, is from Georgia SHINES and is not considered final or complete until the end of the fiscal year.

Total Reports:	0
Number Screened In:	0
Number Screened Out:	0
Number Substantiated:	0
Number Unsubstantiated:	0
Number Active CPS Investigations:	0



Performance-Based Placement Measures

RBWO Provider GA+SCORECARD - CPA

Report Quarter: Q1 FY2019

**Provider/Program Name: Lookout Mountain Community Services Board - TREK
 Program/Ft.Oglethorpe (876) - CPA**

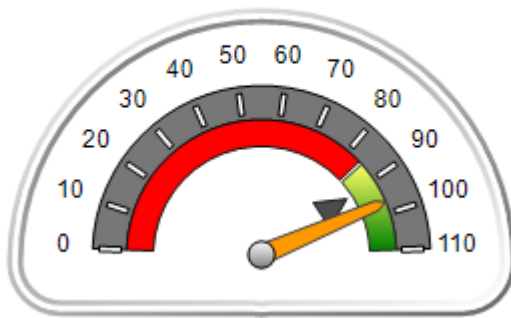
1875 Fant Drive, Fort Oglethorpe, GA 30742	Quarterly Scores (Grades)		Current Quarter Score (Grade)
Phone: 706-806-1211	Q1: 96.87 (A)	Q2: N/A	96.87% (A)
Vendor ID# 35448	Q3: N/A	Q4: N/A	
# New Foster Homes During Quarter: 0	# Children in Care During Quarter: 47	# Placements During Quarter: 49	# Children in Care On Last Day: 41

Quarterly Provider Comparisons to All CPAs

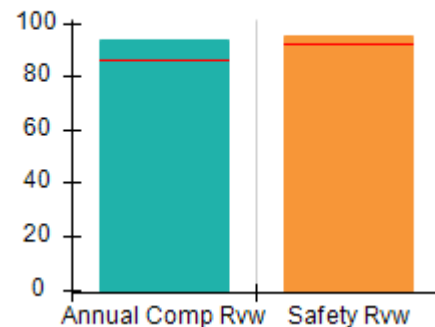


— indicates average for all CPAs

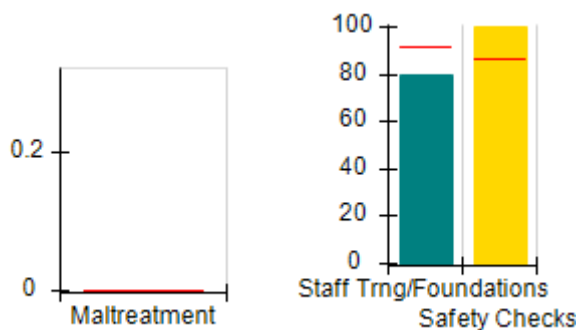
Overall Score (%)



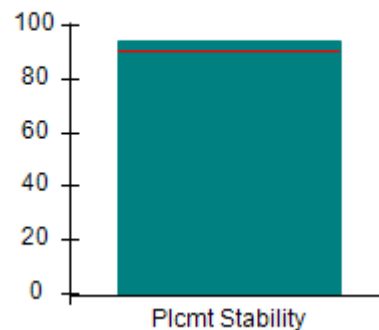
OPM Monitoring Reviews (%)



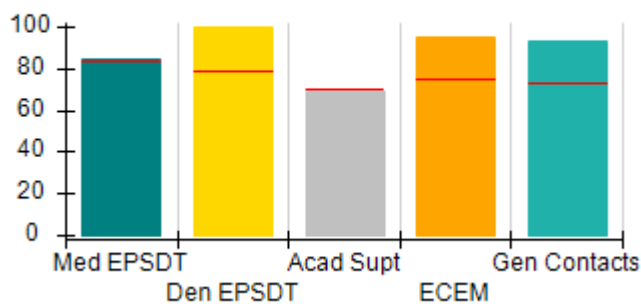
Safety Outcomes (%)



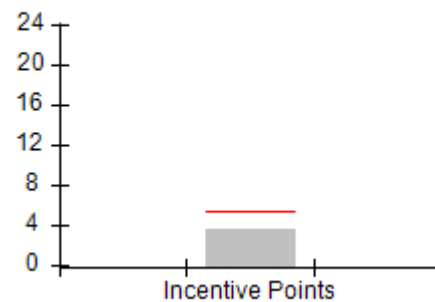
Permanency Outcomes (%)



Well-Being Outcomes (%)



Incentives Earned (Points)





Performance-Based Placement Measures RBWO Provider GA+SCORECARD - CPA

Report Quarter: Q1 FY2019

Provider/Program Name: Lookout Mountain Community Services Board - TREK				
Program/Ft.Oglethorpe (876) - CPA				
1875 Fant Drive, Fort Oglethorpe, GA 30742		Quarterly Scores (Grades)		Current Quarter Score (Grade)
Phone: 706-806-1211		Q1: 96.87 (A)	Q2: N/A	96.87% (A)
Vendor ID# 35448		Q3: N/A	Q4: N/A	
# New Foster Homes During Quarter: 0		# Children in Care During Quarter: 47	# Placements During Quarter: 49	# Children in Care On Last Day: 41
	Avg Performance All CPAs (%)	Provider Performance (%)*	Possible Points (Weight)	Provider Points Earned
OPM Monitoring Reviews				
Annual Comprehensive Reviews	86%	94%	25	23.43
Safety Reviews	92%	95%	15	14.25
Monitoring Sub-Total			40	37.68
CPA Safety Outcomes				
Incidence of Maltreatment	0.00%	No Substantiated Reports	10	10.00
Staff Training	92%	80%	5	4.00
Staff Safety Checks	86%	100%	5	5.00
Safety Sub-Total			20	19.00
CPA Permanency Outcomes				
Placement Stability	91%	94%	15	14.10
Permanency Sub-Total			15	14.10
CPA Well-Being Outcomes				
EPSDT Medical Visits	83%	84%	4	3.36
EPSDT Dental Visits	78%	100%	4	4.00
Academic Supports	70%	69%	3	2.07
Provider ECEM Visits	75%	95%	7	6.65
Provider General Contacts	73%	93%	7	6.51
Placements with Siblings	65%	100%	Not Scored	Not Scored
Placements within Legal County	19%	20%	Not Scored	Not Scored
Well-Being Sub-Total			25	22.59
*Performance calculation descriptions can be found in the FY 2019 RBWO PBP Measurements and Standards Guide.				
Monitoring & Outcomes: Possible Points = 100			Points Earned: 93.37	
Score Before Incentives Credit			93.37%	
Incentives Awarded			3.50 pts	
PBP Verification			N/A pts	
Total Score			96.87%	



DHS, DFCS, Office of Provider Management
Performance-Based Placement Measures
RBWO Provider GA+SCORECARD - CPA



Report Quarter: Q1 FY2019

Provider/Program Name: Lookout Mountain Community Services Board - TREK
Program/Ft.Oglethorpe (876) - CPA

# New Foster Homes During Quarter: 0		# Children in Care During Quarter: 47	# Placements During Quarter: 49	# Children in Care On Last Day: 41
CPA Incentive Credits	Avg Performance All CPAs (%)	Provider Performance (%)*	Possible Points (Weight)	Provider Points Earned
Early EPSDT Medical Visits		75%	2	1.50
Early EPSDT Dental Visits		100%	2	2.00
Permanency Contacts		None Planned	5	
Additional Academic Supports		0%	2	0.00
HS Grad/GED/Prof or Trade Certificate/College		N/A	10/5/5/1	
EYSS Agreement		Not Eligible	5	
Community Connections		0%	4	0.00
Foster Hm Retention Rate (threshold = 90)		84%	2	0.00
Foster Hm Recruitment (threshold = 100)		25%	2	0.00
Active Agency Accreditation		0%	4	0.00
Staff Clinical Licensure		0%	5	0.00
Incentives Total	5.38			3.50
Maximum total combined incentive credit allowed is 10 points.			Incentives Awarded	3.50

*Performance calculation descriptions can be found in the FY 2019 RBWO PBP Measurements and Standards Guide.

Child Protective Services Investigations and Dispositions

The following investigations data, which is not used for scoring but is considered significant to a provider's performance, is from Georgia SHINES and is not considered final or complete until the end of the fiscal year.

Total Reports:	2
Number Screened In:	0
Number Screened Out:	2
Number Substantiated:	0
Number Unsubstantiated:	0
Number Active CPS Investigations:	0



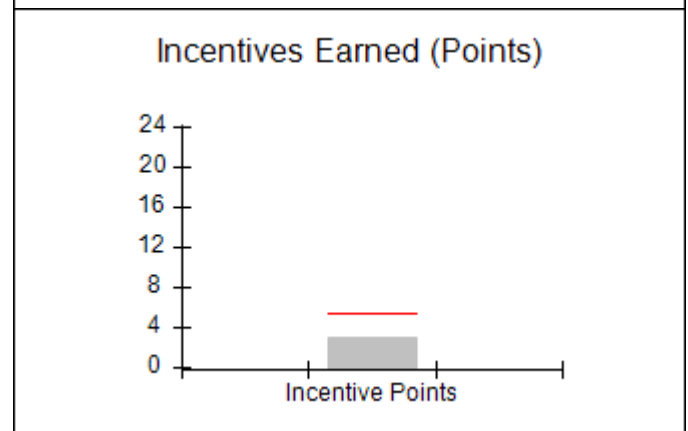
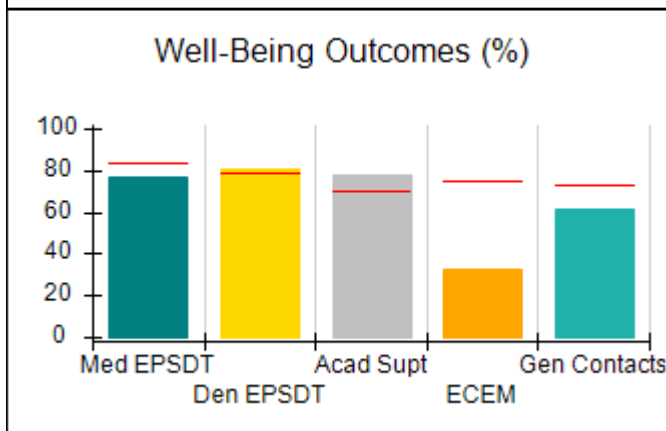
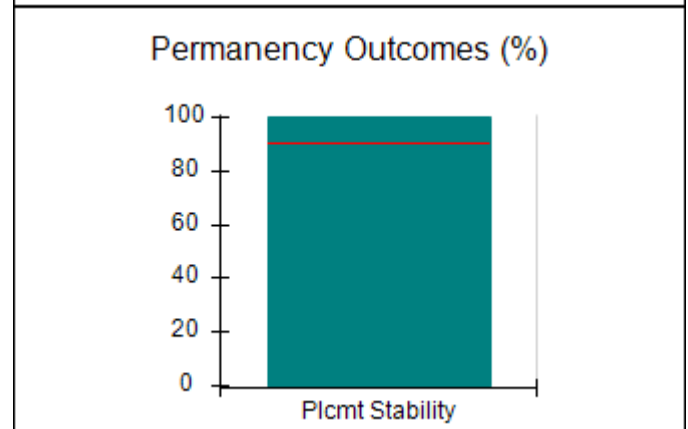
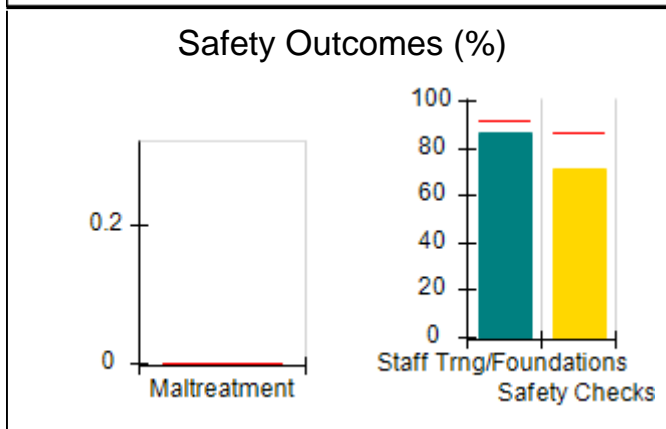
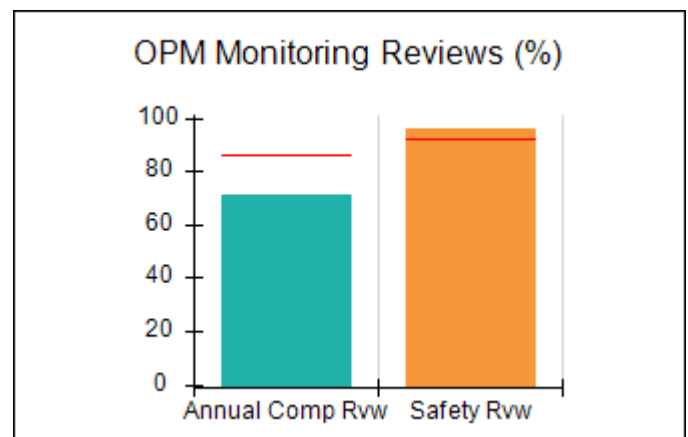
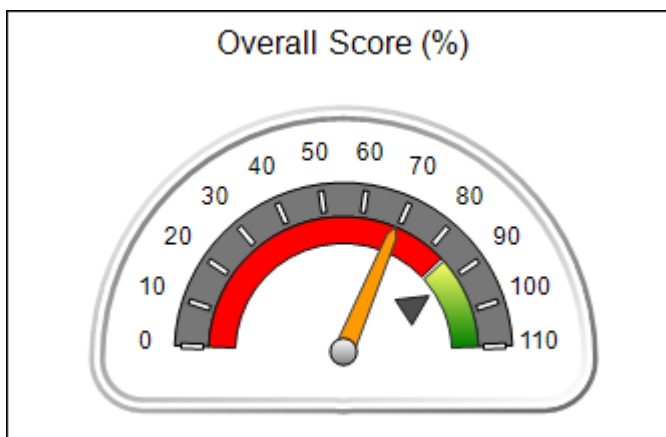
DHS, DFCS, Office of Provider Management
Performance-Based Placement Measures
RBWO Provider GA+SCORECARD - CPA



Report Quarter: Q1 FY2019

Provider/Program Name: Lutheran Services of Georgia - Lutheran of Albany (731) - CPA			
1120 W Broad Ave., Albany, GA 31707	Quarterly Scores (Grades)		Current Quarter Score (Grade)
Phone: 229-432-7664	Q1: 69.16 (D+)	Q2: N/A	69.16% (D+)
Vendor ID# 35450	Q3: N/A	Q4: N/A	
# New Foster Homes During Quarter: 0	# Children in Care During Quarter: 22	# Placements During Quarter: 22	# Children in Care On Last Day: 19
Quarterly Provider Comparisons to All CPAs			

▼ — indicates average for all CPAs





DHS, DFCS, Office of Provider Management
Performance-Based Placement Measures
RBWO Provider GA+SCORECARD - CPA



Report Quarter: Q1 FY2019

Provider/Program Name: Lutheran Services of Georgia - Lutheran of Albany (731) - CPA

1120 W Broad Ave., Albany, GA 31707	Quarterly Scores (Grades)		Current Quarter Score (Grade)
Phone: 229-432-7664	Q1: 69.16 (D+)	Q2: N/A	69.16% (D+)
Vendor ID# 35450	Q3: N/A	Q4: N/A	

# New Foster Homes During Quarter: 0	# Children in Care During Quarter: 22	# Placements During Quarter: 22	# Children in Care On Last Day: 19
--------------------------------------	---------------------------------------	---------------------------------	------------------------------------

	Avg Performance All CPAs (%)	Provider Performance (%)*	Possible Points (Weight)	Provider Points Earned
--	------------------------------	---------------------------	--------------------------	------------------------

OPM Monitoring Reviews

Annual Comprehensive Reviews	86%	71%	25	17.72
Safety Reviews	92%	96%	15	14.44
Monitoring Sub-Total			40	32.16

CPA Safety Outcomes

Incidence of Maltreatment	0.00%	No Substantiated Reports	10	10.00
Staff Training	92%	86%	5	4.30
Staff Safety Checks	86%	71%	5	3.55
Safety Sub-Total			20	17.85

CPA Permanency Outcomes

Placement Stability	91%	100%	15	15.00
Permanency Sub-Total			15	15.00

CPA Well-Being Outcomes

EPSDT Medical Visits	83%	77%	4	3.08
EPSDT Dental Visits	78%	81%	4	3.24
Academic Supports	70%	78%	3	2.34
Provider ECEM Visits	75%	33%	7	2.31
Provider General Contacts	73%	61%	7	4.27
Placements with Siblings	65%	42%	Not Scored	Not Scored
Placements within Legal County	19%	Not Eligible	Not Scored	Not Scored
Well-Being Sub-Total			25	15.24

*Performance calculation descriptions can be found in the FY 2019 RBWO PBP Measurements and Standards Guide.

Monitoring & Outcomes: Possible Points = 100	Points Earned: 80.25
Score Before Incentives Credit	80.25%
Incentives Awarded	2.94 pts
PBP Verification	-14.03 pts
Total Score	69.16%



DHS, DFCS, Office of Provider Management
Performance-Based Placement Measures
RBWO Provider GA+SCORECARD - CPA
Report Quarter: Q1 FY2019



Provider/Program Name: Lutheran Services of Georgia - Lutheran of Albany (731) - CPA

# New Foster Homes During Quarter: 0		# Children in Care During Quarter: 22	# Placements During Quarter: 22	# Children in Care On Last Day: 19
CPA Incentive Credits	Avg Performance All CPAs (%)	Provider Performance (%)*	Possible Points (Weight)	Provider Points Earned
Early EPSDT Medical Visits		0%	2	0.00
Early EPSDT Dental Visits		38%	2	0.76
Permanency Contacts		0%	5	0.00
Additional Academic Supports		9%	2	0.18
HS Grad/GED/Prof or Trade Certificate/College		N/A	10/5/5/1	
EYSS Agreement		Not Eligible	5	
Community Connections		0%	4	0.00
Foster Hm Retention Rate (threshold = 90)		88%	2	0.00
Foster Hm Recruitment (threshold = 100)		0%	2	0.00
Active Agency Accreditation		50%	4	2.00
Staff Clinical Licensure		0%	5	0.00
Incentives Total	5.38			2.94
Maximum total combined incentive credit allowed is 10 points.			Incentives Awarded	2.94

*Performance calculation descriptions can be found in the FY 2019 RBWO PBP Measurements and Standards Guide.

Child Protective Services Investigations and Dispositions

The following investigations data, which is not used for scoring but is considered significant to a provider's performance, is from Georgia SHINES and is not considered final or complete until the end of the fiscal year.

Total Reports:	0
Number Screened In:	0
Number Screened Out:	0
Number Substantiated:	0
Number Unsubstantiated:	0
Number Active CPS Investigations:	0



DHS, DFCS, Office of Provider Management
Performance-Based Placement Measures
RBWO Provider GA+SCORECARD - CPA



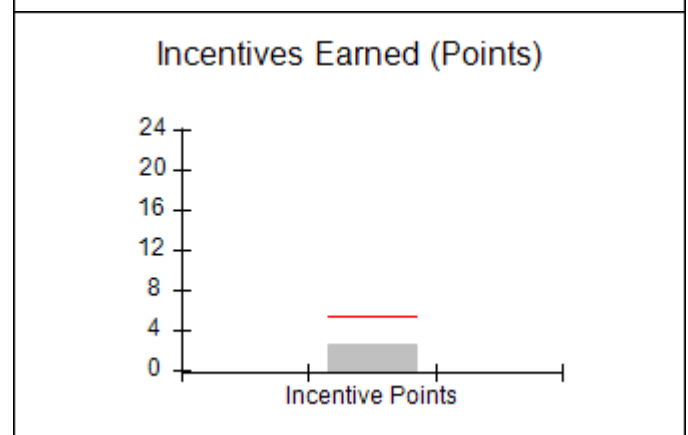
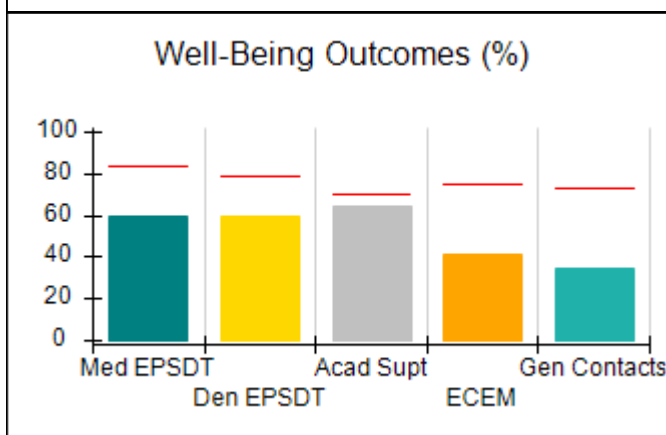
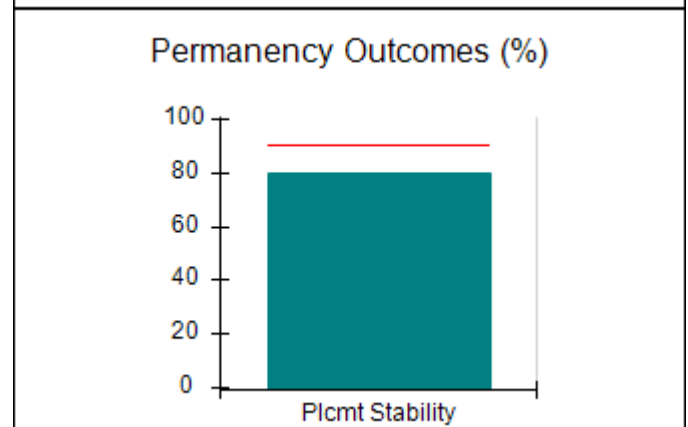
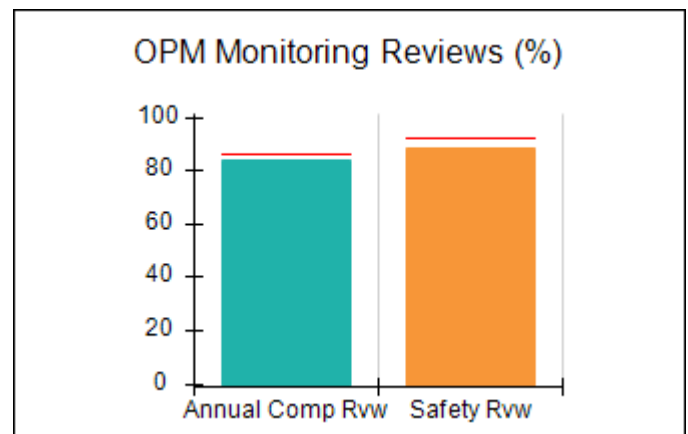
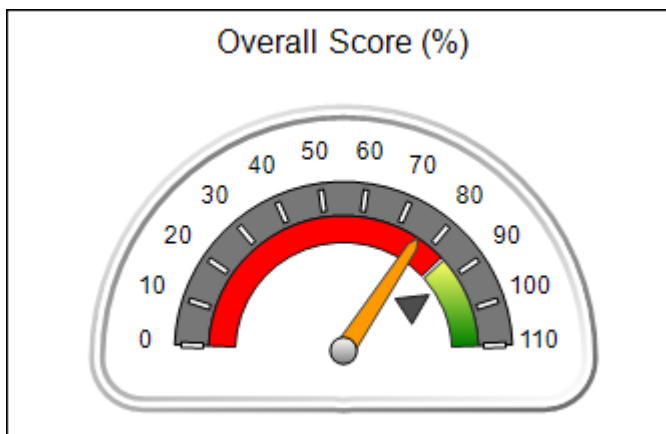
Report Quarter: Q1 FY2019

Provider/Program Name: Lutheran Services of Georgia - Lutheran of Atlanta (728) - CPA

230 Peachtree Street NW , Atlanta, GA 30303-1526	Quarterly Scores (Grades)		Current Quarter Score (Grade)
Phone: 404-591-7035	Q1: 75.97 (C)	Q2: N/A	75.97% (C)
Vendor ID# 35451	Q3: N/A	Q4: N/A	
# New Foster Homes During Quarter: 0	# Children in Care During Quarter: 35	# Placements During Quarter: 37	# Children in Care On Last Day: 23

Quarterly Provider Comparisons to All CPAs

▼ — indicates average for all CPAs





DHS, DFCS, Office of Provider Management
Performance-Based Placement Measures
RBWO Provider GA+SCORECARD - CPA



Report Quarter: Q1 FY2019

Provider/Program Name: Lutheran Services of Georgia - Lutheran of Atlanta (728) - CPA

230 Peachtree Street NW , Atlanta, GA 30303-1526	Quarterly Scores (Grades)		Current Quarter Score (Grade)
Phone: 404-591-7035	Q1: 75.97 (C)	Q2: N/A	75.97% (C)
Vendor ID# 35451	Q3: N/A	Q4: N/A	

# New Foster Homes During Quarter: 0	# Children in Care During Quarter: 35	# Placements During Quarter: 37	# Children in Care On Last Day: 23
--------------------------------------	---------------------------------------	---------------------------------	------------------------------------

	Avg Performance All CPAs (%)	Provider Performance (%)*	Possible Points (Weight)	Provider Points Earned
--	-------------------------------------	----------------------------------	---------------------------------	-------------------------------

OPM Monitoring Reviews

Annual Comprehensive Reviews	86%	84%	25	20.90
Safety Reviews	92%	88%	15	13.23
Monitoring Sub-Total			40	34.12

CPA Safety Outcomes

Incidence of Maltreatment	0.00%	No Substantiated Reports	10	10.00
Staff Training	92%	67%	5	3.35
Staff Safety Checks	86%	83%	5	4.15
Safety Sub-Total			20	17.50

CPA Permanency Outcomes

Placement Stability	91%	80%	15	12.00
Permanency Sub-Total			15	12.00

CPA Well-Being Outcomes

EPSDT Medical Visits	83%	60%	4	2.40
EPSDT Dental Visits	78%	60%	4	2.40
Academic Supports	70%	64%	3	1.92
Provider ECEM Visits	75%	41%	7	2.87
Provider General Contacts	73%	35%	7	2.45
Placements with Siblings	65%	79%	Not Scored	Not Scored
Placements within Legal County	19%	0%	Not Scored	Not Scored
Well-Being Sub-Total			25	12.04

*Performance calculation descriptions can be found in the FY 2019 RBWO PBP Measurements and Standards Guide.

Monitoring & Outcomes: Possible Points = 100	Points Earned: 75.66
Score Before Incentives Credit	75.66%
Incentives Awarded	2.46 pts
PBP Verification	-2.15 pts
Total Score	75.97%



DHS, DFCS, Office of Provider Management
Performance-Based Placement Measures
RBWO Provider GA+SCORECARD - CPA
Report Quarter: Q1 FY2019



Provider/Program Name: Lutheran Services of Georgia - Lutheran of Atlanta (728) - CPA

# New Foster Homes During Quarter: 0		# Children in Care During Quarter: 35	# Placements During Quarter: 37	# Children in Care On Last Day: 23
CPA Incentive Credits	Avg Performance All CPAs (%)	Provider Performance (%)*	Possible Points (Weight)	Provider Points Earned
Early EPSDT Medical Visits		0%	2	0.00
Early EPSDT Dental Visits		23%	2	0.46
Permanency Contacts		0%	5	0.00
Additional Academic Supports		0%	2	0.00
HS Grad/GED/Prof or Trade Certificate/College		N/A	10/5/5/1	
EYSS Agreement		Not Eligible	5	
Community Connections		0%	4	0.00
Foster Hm Retention Rate (threshold = 90)		75%	2	0.00
Foster Hm Recruitment (threshold = 100)		0%	2	0.00
Active Agency Accreditation		50%	4	2.00
Staff Clinical Licensure		0%	5	0.00
Incentives Total	5.38			2.46
Maximum total combined incentive credit allowed is 10 points.			Incentives Awarded	2.46

*Performance calculation descriptions can be found in the FY 2019 RBWO PBP Measurements and Standards Guide.

Child Protective Services Investigations and Dispositions

The following investigations data, which is not used for scoring but is considered significant to a provider's performance, is from Georgia SHINES and is not considered final or complete until the end of the fiscal year.

Total Reports:	1
Number Screened In:	0
Number Screened Out:	1
Number Substantiated:	0
Number Unsubstantiated:	0
Number Active CPS Investigations:	0

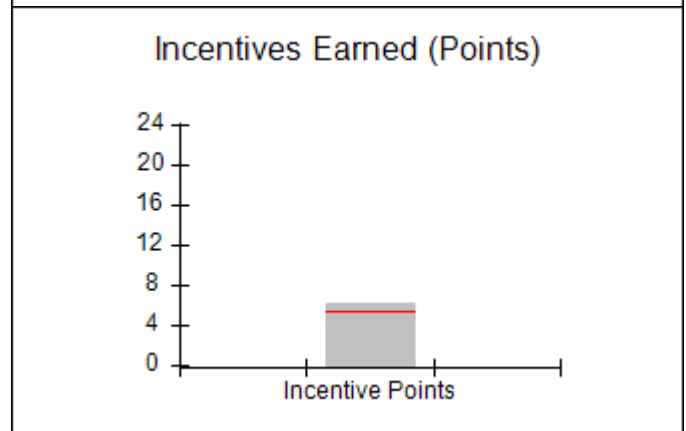
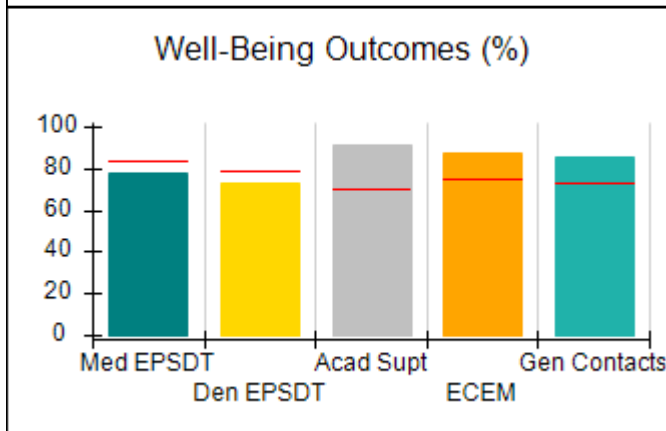
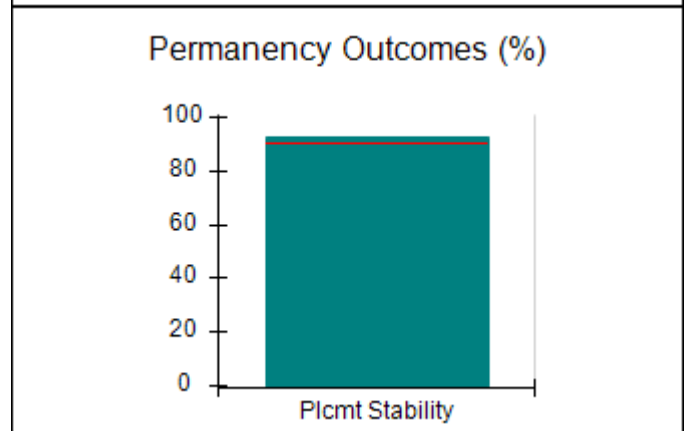
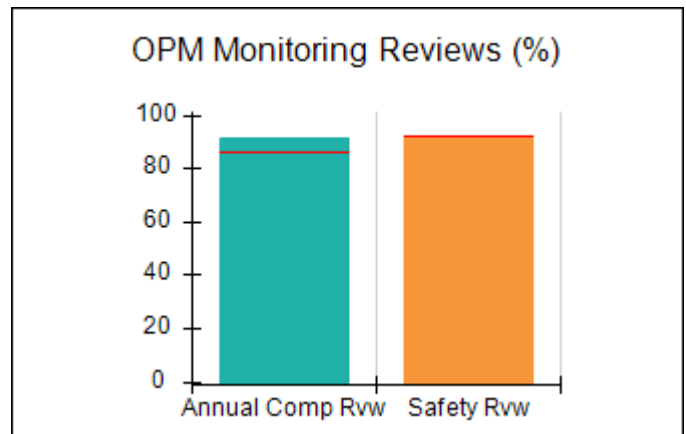
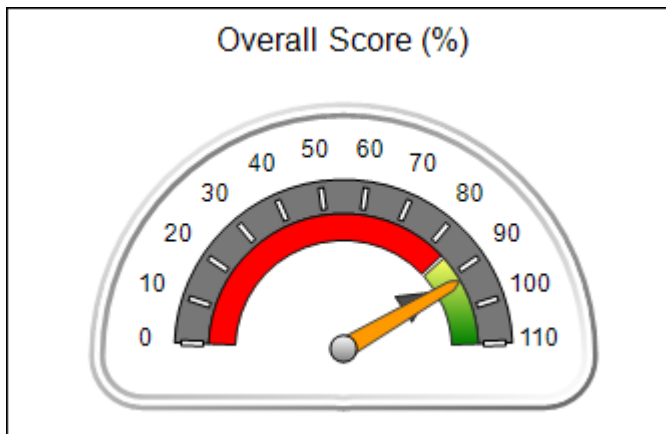


DHS, DFCS, Office of Provider Management
Performance-Based Placement Measures
RBWO Provider GA+SCORECARD - CPA
Report Quarter: Q1 FY2019



Provider/Program Name: Lutheran Services of Georgia - Lutheran of Rome (4381) - CPA			
202 E 3rd Ave, Rome, GA 30161	Quarterly Scores (Grades)		Current Quarter Score (Grade)
Phone: 706-232-1696	Q1: 92.39 (A-)	Q2: N/A	92.39% (A-)
Vendor ID# 62037	Q3: N/A	Q4: N/A	
# New Foster Homes During Quarter: 1	# Children in Care During Quarter: 30	# Placements During Quarter: 32	# Children in Care On Last Day: 23
Quarterly Provider Comparisons to All CPAs			

▼ — indicates average for all CPAs





DHS, DFCS, Office of Provider Management
Performance-Based Placement Measures
RBWO Provider GA+SCORECARD - CPA



Report Quarter: Q1 FY2019

Provider/Program Name: Lutheran Services of Georgia - Lutheran of Rome (4381) - CPA

202 E 3rd Ave, Rome, GA 30161	Quarterly Scores (Grades)		Current Quarter Score (Grade)
Phone: 706-232-1696	Q1: 92.39 (A-)	Q2: N/A	92.39% (A-)
Vendor ID# 62037	Q3: N/A	Q4: N/A	

# New Foster Homes During Quarter: 1	# Children in Care During Quarter: 30	# Placements During Quarter: 32	# Children in Care On Last Day: 23
--------------------------------------	---------------------------------------	---------------------------------	------------------------------------

	Avg Performance All CPAs (%)	Provider Performance (%)*	Possible Points (Weight)	Provider Points Earned
--	------------------------------	---------------------------	--------------------------	------------------------

OPM Monitoring Reviews

Annual Comprehensive Reviews	86%	91%	25	22.77
Safety Reviews	92%	91%	15	13.66
Monitoring Sub-Total			40	36.43

CPA Safety Outcomes

Incidence of Maltreatment	0.00%	No Substantiated Reports	10	10.00
Staff Training	92%	100%	5	5.00
Staff Safety Checks	86%	100%	5	5.00
Safety Sub-Total			20	20.00

CPA Permanency Outcomes

Placement Stability	91%	93%	15	13.95
Permanency Sub-Total			15	13.95

CPA Well-Being Outcomes

EPSDT Medical Visits	83%	78%	4	3.12
EPSDT Dental Visits	78%	73%	4	2.92
Academic Supports	70%	91%	3	2.73
Provider ECEM Visits	75%	87%	7	6.09
Provider General Contacts	73%	85%	7	5.95
Placements with Siblings	65%	85%	Not Scored	Not Scored
Placements within Legal County	19%	0%	Not Scored	Not Scored
Well-Being Sub-Total			25	20.81

*Performance calculation descriptions can be found in the FY 2019 RBWO PBP Measurements and Standards Guide.

Monitoring & Outcomes: Possible Points = 100	Points Earned: 91.19
Score Before Incentives Credit	91.19%
Incentives Awarded	6.20 pts
PBP Verification	-5.00 pts
Total Score	92.39%



DHS, DFCS, Office of Provider Management
Performance-Based Placement Measures
RBWO Provider GA+SCORECARD - CPA
Report Quarter: Q1 FY2019



Provider/Program Name: Lutheran Services of Georgia - Lutheran of Rome (4381) - CPA

# New Foster Homes During Quarter: 1		# Children in Care During Quarter: 30	# Placements During Quarter: 32	# Children in Care On Last Day: 23
CPA Incentive Credits	Avg Performance All CPAs (%)	Provider Performance (%)*	Possible Points (Weight)	Provider Points Earned
Early EPSDT Medical Visits		50%	2	1.00
Early EPSDT Dental Visits		60%	2	1.20
Permanency Contacts		0%	5	0.00
Additional Academic Supports		0%	2	0.00
HS Grad/GED/Prof or Trade Certificate/College		N/A	10/5/5/1	
EYSS Agreement		Not Eligible	5	
Community Connections		0%	4	0.00
Foster Hm Retention Rate (threshold = 90)		64%	2	0.00
Foster Hm Recruitment (threshold = 100)		100%	2	2.00
Active Agency Accreditation		50%	4	2.00
Staff Clinical Licensure		0%	5	0.00
Incentives Total	5.38			6.20
Maximum total combined incentive credit allowed is 10 points.			Incentives Awarded	6.20

*Performance calculation descriptions can be found in the FY 2019 RBWO PBP Measurements and Standards Guide.

Child Protective Services Investigations and Dispositions

The following investigations data, which is not used for scoring but is considered significant to a provider's performance, is from Georgia SHINES and is not considered final or complete until the end of the fiscal year.

Total Reports:	4
Number Screened In:	3
Number Screened Out:	1
Number Substantiated:	0
Number Unsubstantiated:	3
Number Active CPS Investigations:	0



Performance-Based Placement Measures

RBWO Provider GA+SCORECARD - CPA

Report Quarter: Q1 FY2019

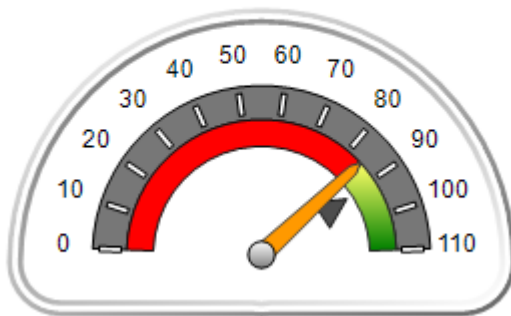
Provider/Program Name: Lutheran Services of Georgia - Lutheran of Savannah (730) - CPA

401 Mall Blvd., Savannah, GA 31405	Quarterly Scores (Grades)		Current Quarter Score (Grade)
Phone: 912-353-8875	Q1: 84.49 (B)	Q2: N/A	84.49% (B)
Vendor ID# 35452	Q3: N/A	Q4: N/A	
# New Foster Homes During Quarter: 3	# Children in Care During Quarter: 31	# Placements During Quarter: 35	# Children in Care On Last Day: 22

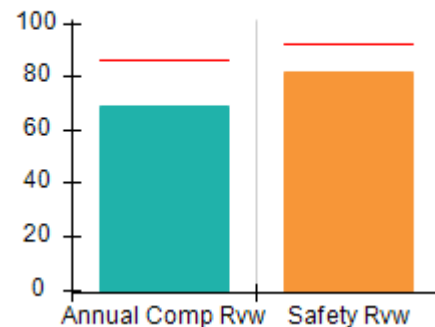
Quarterly Provider Comparisons to All CPAs

indicates average for all CPAs

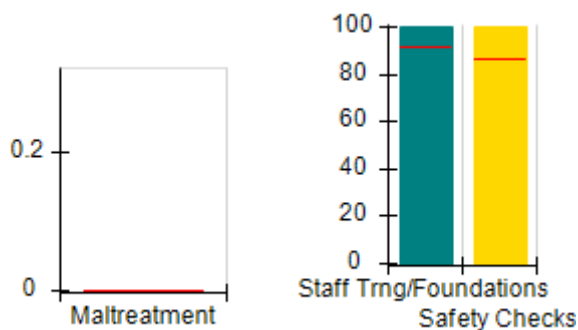
Overall Score (%)



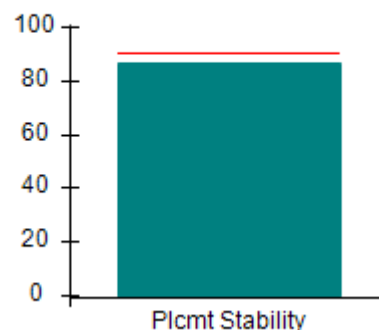
OPM Monitoring Reviews (%)



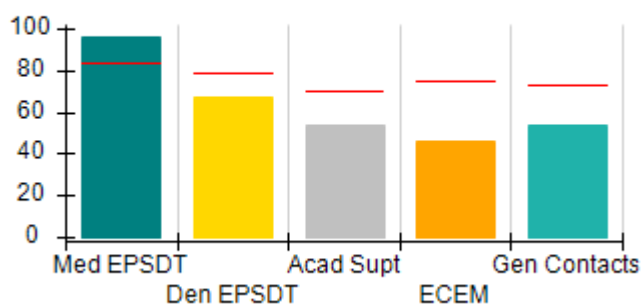
Safety Outcomes (%)



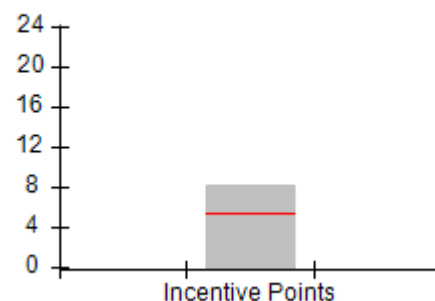
Permanency Outcomes (%)



Well-Being Outcomes (%)



Incentives Earned (Points)





DHS, DFCS, Office of Provider Management
Performance-Based Placement Measures
RBWO Provider GA+SCORECARD - CPA



Report Quarter: Q1 FY2019

Provider/Program Name: Lutheran Services of Georgia - Lutheran of Savannah (730) - CPA

401 Mall Blvd., Savannah, GA 31405	Quarterly Scores (Grades)		Current Quarter Score (Grade)
Phone: 912-353-8875	Q1: 84.49 (B)	Q2: N/A	84.49% (B)
Vendor ID# 35452	Q3: N/A	Q4: N/A	

# New Foster Homes During Quarter: 3	# Children in Care During Quarter: 31	# Placements During Quarter: 35	# Children in Care On Last Day: 22
--------------------------------------	---------------------------------------	---------------------------------	------------------------------------

	Avg Performance All CPAs (%)	Provider Performance (%)*	Possible Points (Weight)	Provider Points Earned
--	------------------------------	---------------------------	--------------------------	------------------------

OPM Monitoring Reviews

Annual Comprehensive Reviews	86%	69%	25	17.22
Safety Reviews	92%	82%	15	12.25
Monitoring Sub-Total			40	29.47

CPA Safety Outcomes

Incidence of Maltreatment	0.00%	No Substantiated Reports	10	10.00
Staff Training	92%	100%	5	5.00
Staff Safety Checks	86%	100%	5	5.00
Safety Sub-Total			20	20.00

CPA Permanency Outcomes

Placement Stability	91%	87%	15	13.05
Permanency Sub-Total			15	13.05

CPA Well-Being Outcomes

EPSDT Medical Visits	83%	96%	4	3.84
EPSDT Dental Visits	78%	67%	4	2.68
Academic Supports	70%	54%	3	1.62
Provider ECEM Visits	75%	46%	7	3.22
Provider General Contacts	73%	54%	7	3.78
Placements with Siblings	65%	100%	Not Scored	Not Scored
Placements within Legal County	19%	46%	Not Scored	Not Scored
Well-Being Sub-Total			25	15.14

*Performance calculation descriptions can be found in the FY 2019 RBWO PBP Measurements and Standards Guide.

Monitoring & Outcomes: Possible Points = 100	Points Earned: 77.66
Score Before Incentives Credit	77.66%
Incentives Awarded	8.10 pts
PBP Verification	-1.27 pts
Total Score	84.49%



DHS, DFCS, Office of Provider Management
Performance-Based Placement Measures
RBWO Provider GA+SCORECARD - CPA



Report Quarter: Q1 FY2019

Provider/Program Name: Lutheran Services of Georgia - Lutheran of Savannah (730) - CPA

# New Foster Homes During Quarter: 3		# Children in Care During Quarter: 31	# Placements During Quarter: 35	# Children in Care On Last Day: 22
CPA Incentive Credits	Avg Performance All CPAs (%)	Provider Performance (%)*	Possible Points (Weight)	Provider Points Earned
Early EPSDT Medical Visits		83%	2	1.66
Early EPSDT Dental Visits		22%	2	0.44
Permanency Contacts		None Planned	5	
Additional Academic Supports		0%	2	0.00
HS Grad/GED/Prof or Trade Certificate/College		N/A	10/5/5/1	
EYSS Agreement		Not Eligible	5	
Community Connections		0%	4	0.00
Foster Hm Retention Rate (threshold = 90)		93%	2	2.00
Foster Hm Recruitment (threshold = 100)		100%	2	2.00
Active Agency Accreditation		50%	4	2.00
Staff Clinical Licensure		0%	5	0.00
Incentives Total	5.38			8.10
Maximum total combined incentive credit allowed is 10 points.			Incentives Awarded	8.10

*Performance calculation descriptions can be found in the FY 2019 RBWO PBP Measurements and Standards Guide.

Child Protective Services Investigations and Dispositions

The following investigations data, which is not used for scoring but is considered significant to a provider's performance, is from Georgia SHINES and is not considered final or complete until the end of the fiscal year.

Total Reports:	0
Number Screened In:	0
Number Screened Out:	0
Number Substantiated:	0
Number Unsubstantiated:	0
Number Active CPS Investigations:	0



DHS, DFCS, Office of Provider Management

Performance-Based Placement Measures

RBWO Provider GA+SCORECARD - CPA



Report Quarter: Q1 FY2019

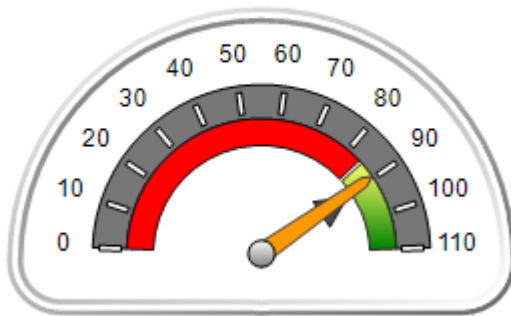
Provider/Program Name: Mentor Network - Albany (733) - CPA

2200 Watergate Court, Albany, GA 31707	Quarterly Scores (Grades)		Current Quarter Score (Grade)
Phone: 229-435-6601	Q1: 89.47 (B+)	Q2: N/A	89.47% (B+)
Vendor ID# 35498	Q3: N/A	Q4: N/A	
# New Foster Homes During Quarter: 2	# Children in Care During Quarter: 116	# Placements During Quarter: 126	# Children in Care On Last Day: 102

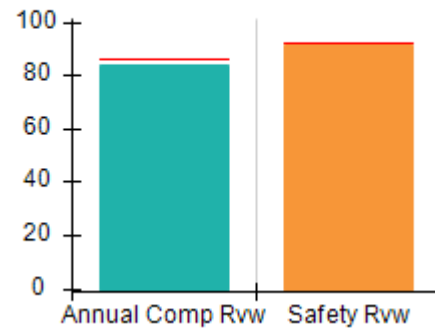
Quarterly Provider Comparisons to All CPAs

— indicates average for all CPAs

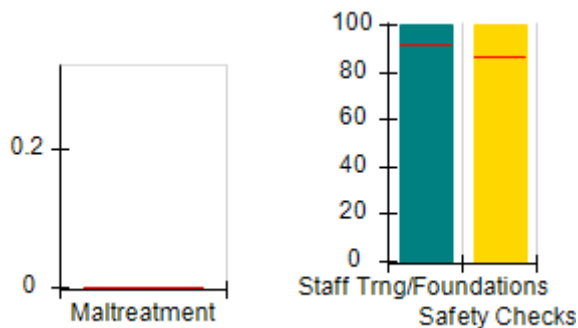
Overall Score (%)



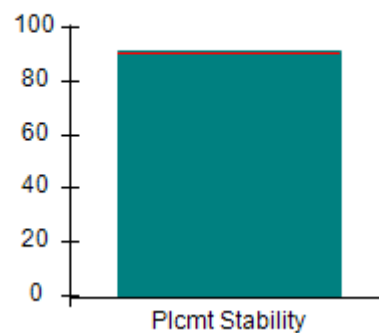
OPM Monitoring Reviews (%)



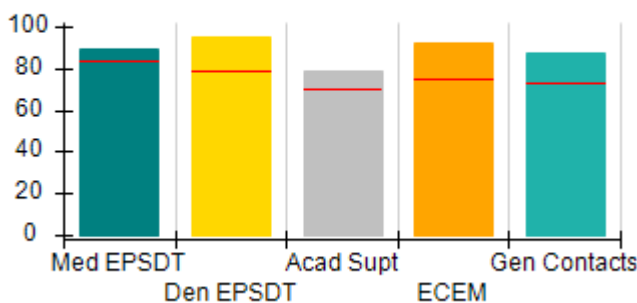
Safety Outcomes (%)



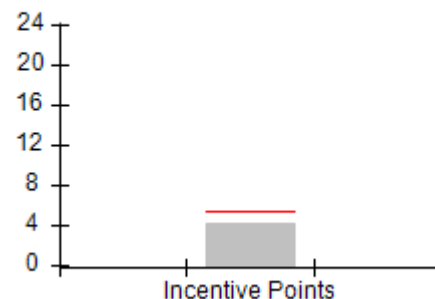
Permanency Outcomes (%)



Well-Being Outcomes (%)



Incentives Earned (Points)





DHS, DFCS, Office of Provider Management
Performance-Based Placement Measures
RBWO Provider GA+SCORECARD - CPA



Report Quarter: Q1 FY2019

Provider/Program Name: Mentor Network - Albany (733) - CPA				
2200 Watergate Court, Albany, GA 31707		Quarterly Scores (Grades)		Current Quarter Score (Grade)
Phone: 229-435-6601		Q1: 89.47 (B+)	Q2: N/A	89.47% (B+)
Vendor ID# 35498		Q3: N/A	Q4: N/A	
# New Foster Homes During Quarter: 2		# Children in Care During Quarter: 116	# Placements During Quarter: 126	# Children in Care On Last Day: 102
	Avg Performance All CPAs (%)	Provider Performance (%)*	Possible Points (Weight)	Provider Points Earned
OPM Monitoring Reviews				
Annual Comprehensive Reviews	86%	84%	25	21.02
Safety Reviews	92%	92%	15	13.75
Monitoring Sub-Total			40	34.77
CPA Safety Outcomes				
Incidence of Maltreatment	0.00%	No Substantiated Reports	10	10.00
Staff Training	92%	100%	5	5.00
Staff Safety Checks	86%	100%	5	5.00
Safety Sub-Total			20	20.00
CPA Permanency Outcomes				
Placement Stability	91%	91%	15	13.65
Permanency Sub-Total			15	13.65
CPA Well-Being Outcomes				
EPSDT Medical Visits	83%	89%	4	3.56
EPSDT Dental Visits	78%	95%	4	3.80
Academic Supports	70%	79%	3	2.37
Provider ECEM Visits	75%	92%	7	6.44
Provider General Contacts	73%	87%	7	6.09
Placements with Siblings	65%	54%	Not Scored	Not Scored
Placements within Legal County	19%	35%	Not Scored	Not Scored
Well-Being Sub-Total			25	22.26

*Performance calculation descriptions can be found in the FY 2019 RBWO PBP Measurements and Standards Guide.

Monitoring & Outcomes: Possible Points = 100		Points Earned: 90.68	
Score Before Incentives Credit			90.68%
Incentives Awarded			4.08 pts
PBP Verification			-5.29 pts
Total Score			89.47%



DHS, DFCS, Office of Provider Management
Performance-Based Placement Measures
RBWO Provider GA+SCORECARD - CPA
Report Quarter: Q1 FY2019



Provider/Program Name: Mentor Network - Albany (733) - CPA

# New Foster Homes During Quarter: 2		# Children in Care During Quarter: 116	# Placements During Quarter: 126	# Children in Care On Last Day: 102
CPA Incentive Credits	Avg Performance All CPAs (%)	Provider Performance (%)*	Possible Points (Weight)	Provider Points Earned
Early EPSDT Medical Visits		87%	2	1.74
Early EPSDT Dental Visits		85%	2	1.70
Permanency Contacts		0%	5	0.00
Additional Academic Supports		7%	2	0.14
HS Grad/GED/Prof or Trade Certificate/College		N/A	10/5/5/1	
EYSS Agreement		Not Eligible	5	
Community Connections		0%	4	0.00
Foster Hm Retention Rate (threshold = 90)		83%	2	0.00
Foster Hm Recruitment (threshold = 100)		50%	2	0.00
Active Agency Accreditation		0%	4	0.00
Staff Clinical Licensure		10%	5	0.50
Incentives Total	5.38			4.08
Maximum total combined incentive credit allowed is 10 points.			Incentives Awarded	4.08
*Performance calculation descriptions can be found in the FY 2019 RBWO PBP Measurements and Standards Guide.				

Child Protective Services Investigations and Dispositions

The following investigations data, which is not used for scoring but is considered significant to a provider's performance, is from Georgia SHINES and is not considered final or complete until the end of the fiscal year.

Total Reports:	4	
Number Screened In:	3	
Number Screened Out:	1	
Number Substantiated:	0	
Number Unsubstantiated:	2	
Number Active CPS Investigations:	1	



DHS, DFCS, Office of Provider Management

Performance-Based Placement Measures

RBWO Provider GA+SCORECARD - CPA



Report Quarter: Q1 FY2019

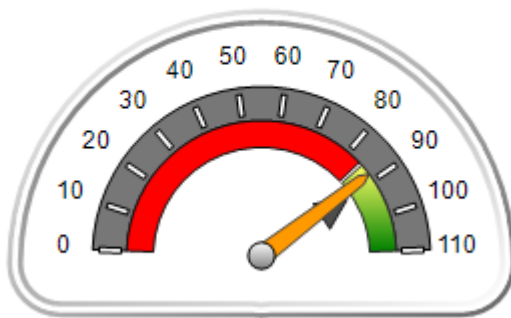
Provider/Program Name: Mentor Network - Mentor Athens (734) - CPA

185 Ben Burton Circle, Bogart, GA 30622	Quarterly Scores (Grades)		Current Quarter Score (Grade)
Phone: 706-425-1814	Q1: 88.00 (B+)	Q2: N/A	88.00% (B+)
Vendor ID# 35497	Q3: N/A	Q4: N/A	
# New Foster Homes During Quarter: 2	# Children in Care During Quarter: 38	# Placements During Quarter: 38	# Children in Care On Last Day: 28

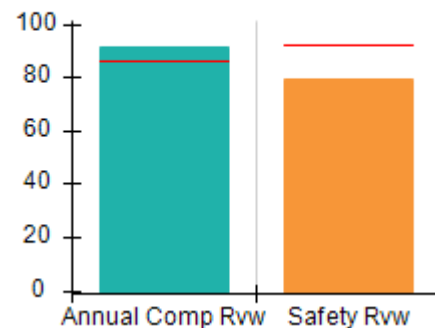
Quarterly Provider Comparisons to All CPAs

— indicates average for all CPAs

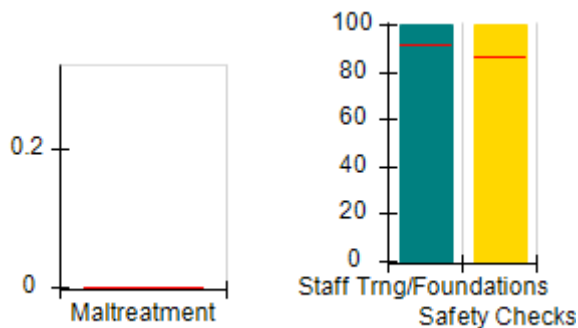
Overall Score (%)



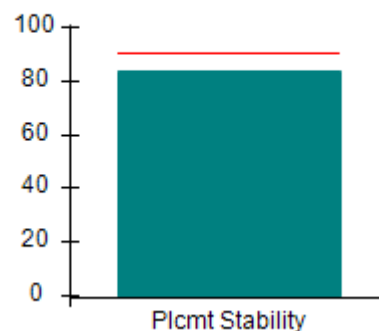
OPM Monitoring Reviews (%)



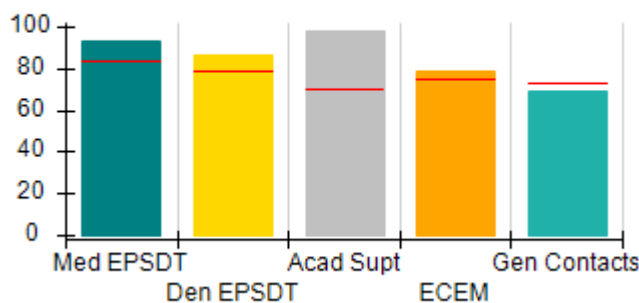
Safety Outcomes (%)



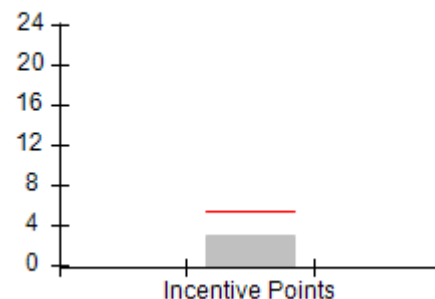
Permanency Outcomes (%)



Well-Being Outcomes (%)



Incentives Earned (Points)





DHS, DFCS, Office of Provider Management
Performance-Based Placement Measures
RBWO Provider GA+SCORECARD - CPA



Report Quarter: Q1 FY2019

Provider/Program Name: Mentor Network - Mentor Athens (734) - CPA

185 Ben Burton Circle, Bogart, GA 30622	Quarterly Scores (Grades)		Current Quarter Score (Grade)
Phone: 706-425-1814	Q1: 88.00 (B+)	Q2: N/A	88.00% (B+)
Vendor ID# 35497	Q3: N/A	Q4: N/A	

# New Foster Homes During Quarter: 2	# Children in Care During Quarter: 38	# Placements During Quarter: 38	# Children in Care On Last Day: 28
--------------------------------------	---------------------------------------	---------------------------------	------------------------------------

	Avg Performance All CPAs (%)	Provider Performance (%)*	Possible Points (Weight)	Provider Points Earned
--	-------------------------------------	----------------------------------	---------------------------------	-------------------------------

OPM Monitoring Reviews

Annual Comprehensive Reviews	86%	91%	25	22.81
Safety Reviews	92%	79%	15	11.85
Monitoring Sub-Total			40	34.66

CPA Safety Outcomes

Incidence of Maltreatment	0.00%	No Substantiated Reports	10	10.00
Staff Training	92%	100%	5	5.00
Staff Safety Checks	86%	100%	5	5.00
Safety Sub-Total			20	20.00

CPA Permanency Outcomes

Placement Stability	91%	84%	15	12.60
Permanency Sub-Total			15	12.60

CPA Well-Being Outcomes

EPSDT Medical Visits	83%	93%	4	3.72
EPSDT Dental Visits	78%	86%	4	3.44
Academic Supports	70%	98%	3	2.94
Provider ECEM Visits	75%	79%	7	5.53
Provider General Contacts	73%	69%	7	4.83
Placements with Siblings	65%	71%	Not Scored	Not Scored
Placements within Legal County	19%	38%	Not Scored	Not Scored
Well-Being Sub-Total			25	20.46

*Performance calculation descriptions can be found in the FY 2019 RBWO PBP Measurements and Standards Guide.

Monitoring & Outcomes: Possible Points = 100	Points Earned: 87.72
Score Before Incentives Credit	87.72%
Incentives Awarded	3.00 pts
PBP Verification	-2.72 pts
Total Score	88.00%



DHS, DFCS, Office of Provider Management
Performance-Based Placement Measures
RBWO Provider GA+SCORECARD - CPA
Report Quarter: Q1 FY2019



Provider/Program Name: Mentor Network - Mentor Athens (734) - CPA

# New Foster Homes During Quarter: 2		# Children in Care During Quarter: 38	# Placements During Quarter: 38	# Children in Care On Last Day: 28
CPA Incentive Credits	Avg Performance All CPAs (%)	Provider Performance (%)*	Possible Points (Weight)	Provider Points Earned
Early EPSDT Medical Visits		Not Eligible	2	
Early EPSDT Dental Visits		50%	2	1.00
Permanency Contacts		None Planned	5	
Additional Academic Supports		0%	2	0.00
HS Grad/GED/Prof or Trade Certificate/College		N/A	10/5/5/1	
EYSS Agreement		0%	5	0.00
Community Connections		0%	4	0.00
Foster Hm Retention Rate (threshold = 90)		100%	2	2.00
Foster Hm Recruitment (threshold = 100)		50%	2	0.00
Active Agency Accreditation		0%	4	0.00
Staff Clinical Licensure		0%	5	0.00
Incentives Total	5.38			3.00
Maximum total combined incentive credit allowed is 10 points.			Incentives Awarded	3.00

*Performance calculation descriptions can be found in the FY 2019 RBWO PBP Measurements and Standards Guide.

Child Protective Services Investigations and Dispositions

The following investigations data, which is not used for scoring but is considered significant to a provider's performance, is from Georgia SHINES and is not considered final or complete until the end of the fiscal year.

Total Reports:	0	
Number Screened In:	0	
Number Screened Out:	0	
Number Substantiated:	0	
Number Unsubstantiated:	0	
Number Active CPS Investigations:	0	



DHS, DFCS, Office of Provider Management

Performance-Based Placement Measures

RBWO Provider GA+SCORECARD - CPA



Report Quarter: Q1 FY2019

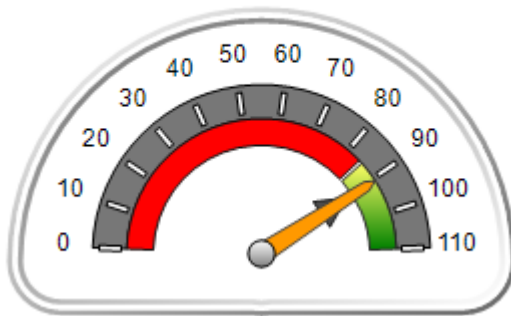
Provider/Program Name: Mentor Network - Mentor Atlanta (736) - CPA

2302 Parklake Drive, Atlanta, GA 30345	Quarterly Scores (Grades)		Current Quarter Score (Grade)
Phone: 470-362-7212	Q1: 90.83 (A-)	Q2: N/A	90.83% (A-)
Vendor ID# 35493	Q3: N/A	Q4: N/A	
# New Foster Homes During Quarter: 5	# Children in Care During Quarter: 78	# Placements During Quarter: 78	# Children in Care On Last Day: 65

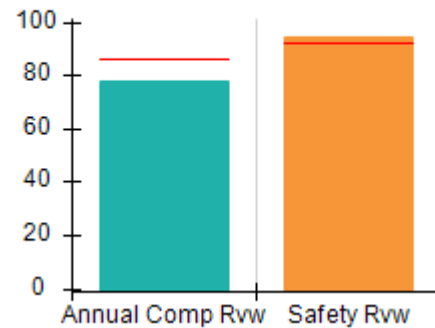
Quarterly Provider Comparisons to All CPAs

— indicates average for all CPAs

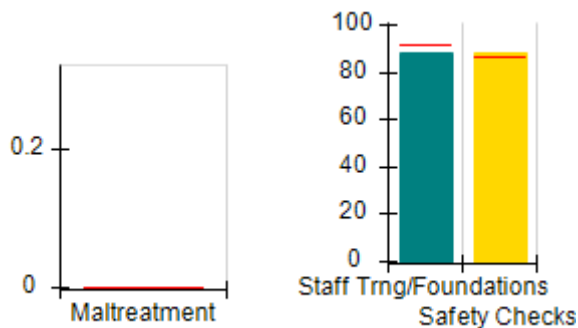
Overall Score (%)



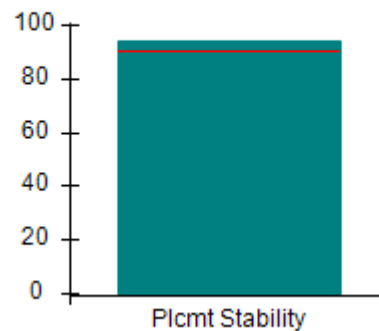
OPM Monitoring Reviews (%)



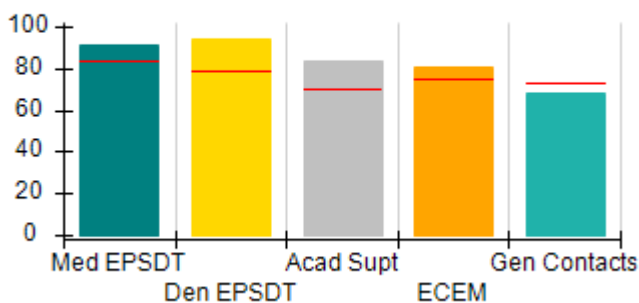
Safety Outcomes (%)



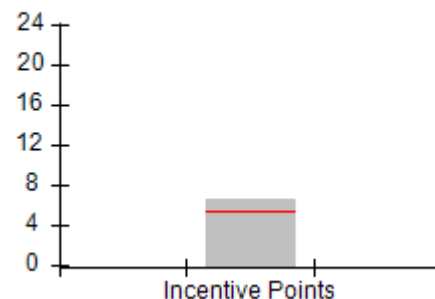
Permanency Outcomes (%)



Well-Being Outcomes (%)



Incentives Earned (Points)





Performance-Based Placement Measures

RBWO Provider GA+SCORECARD - CPA

Report Quarter: Q1 FY2019

Provider/Program Name: Mentor Network - Mentor Atlanta (736) - CPA				
2302 Parklake Drive, Atlanta, GA 30345	Quarterly Scores (Grades)		Current Quarter Score (Grade)	
Phone: 470-362-7212	Q1: 90.83 (A-)	Q2: N/A	90.83% (A-)	
Vendor ID# 35493	Q3: N/A	Q4: N/A		
# New Foster Homes During Quarter: 5	# Children in Care During Quarter: 78	# Placements During Quarter: 78	# Children in Care On Last Day: 65	
	Avg Performance All CPAs (%)	Provider Performance (%)*	Possible Points (Weight)	Provider Points Earned
OPM Monitoring Reviews				
Annual Comprehensive Reviews	86%	78%	25	19.43
Safety Reviews	92%	95%	15	14.18
Monitoring Sub-Total			40	33.61
CPA Safety Outcomes				
Incidence of Maltreatment	0.00%	No Substantiated Reports	10	10.00
Staff Training	92%	88%	5	4.40
Staff Safety Checks	86%	88%	5	4.40
Safety Sub-Total			20	18.80
CPA Permanency Outcomes				
Placement Stability	91%	94%	15	14.10
Permanency Sub-Total			15	14.10
CPA Well-Being Outcomes				
EPSDT Medical Visits	83%	91%	4	3.64
EPSDT Dental Visits	78%	94%	4	3.76
Academic Supports	70%	83%	3	2.49
Provider ECEM Visits	75%	81%	7	5.67
Provider General Contacts	73%	68%	7	4.76
Placements with Siblings	65%	60%	Not Scored	Not Scored
Placements within Legal County	19%	0%	Not Scored	Not Scored
Well-Being Sub-Total			25	20.32

*Performance calculation descriptions can be found in the FY 2019 RBWO PBP Measurements and Standards Guide.

Monitoring & Outcomes: Possible Points = 100		Points Earned: 86.83	
Score Before Incentives Credit			86.83%
Incentives Awarded			6.56 pts
PBP Verification			-2.56 pts
Total Score			90.83%



DHS, DFCS, Office of Provider Management
Performance-Based Placement Measures
RBWO Provider GA+SCORECARD - CPA
Report Quarter: Q1 FY2019



Provider/Program Name: Mentor Network - Mentor Atlanta (736) - CPA

# New Foster Homes During Quarter: 5		# Children in Care During Quarter: 78	# Placements During Quarter: 78	# Children in Care On Last Day: 65
CPA Incentive Credits	Avg Performance All CPAs (%)	Provider Performance (%)*	Possible Points (Weight)	Provider Points Earned
Early EPSDT Medical Visits		50%	2	1.00
Early EPSDT Dental Visits		78%	2	1.56
Permanency Contacts		0%	5	0.00
Additional Academic Supports		0%	2	0.00
HS Grad/GED/Prof or Trade Certificate/College		N/A	10/5/5/1	
EYSS Agreement		Not Eligible	5	
Community Connections		0%	4	0.00
Foster Hm Retention Rate (threshold = 90)		85%	2	0.00
Foster Hm Recruitment (threshold = 100)		100%	2	2.00
Active Agency Accreditation		50%	4	2.00
Staff Clinical Licensure		0%	5	0.00
Incentives Total	5.38			6.56
Maximum total combined incentive credit allowed is 10 points.			Incentives Awarded	6.56

*Performance calculation descriptions can be found in the FY 2019 RBWO PBP Measurements and Standards Guide.

Child Protective Services Investigations and Dispositions

The following investigations data, which is not used for scoring but is considered significant to a provider's performance, is from Georgia SHINES and is not considered final or complete until the end of the fiscal year.

Total Reports:	4
Number Screened In:	0
Number Screened Out:	4
Number Substantiated:	0
Number Unsubstantiated:	0
Number Active CPS Investigations:	0



DHS, DFCS, Office of Provider Management
Performance-Based Placement Measures
RBWO Provider GA+SCORECARD - CPA



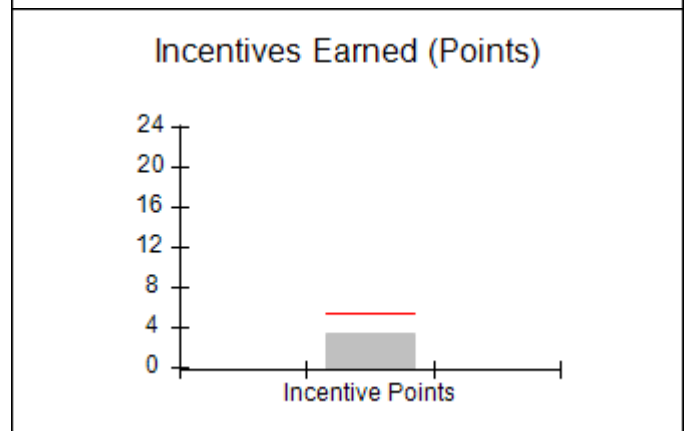
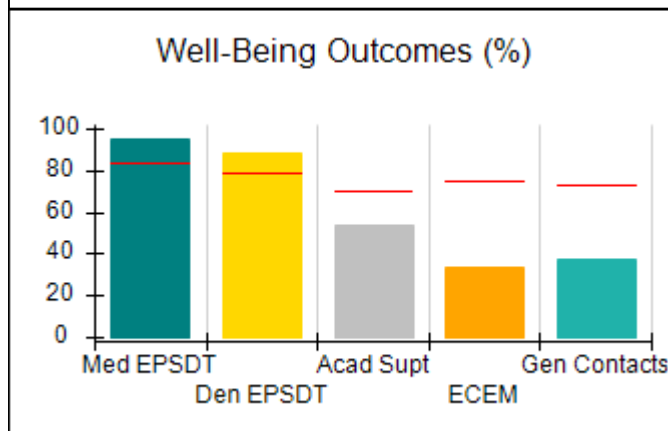
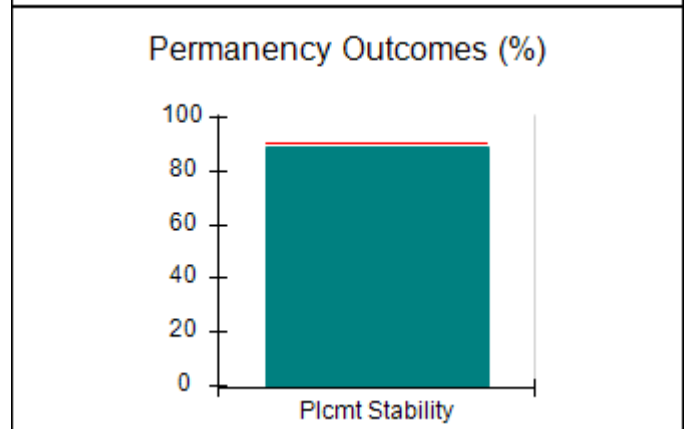
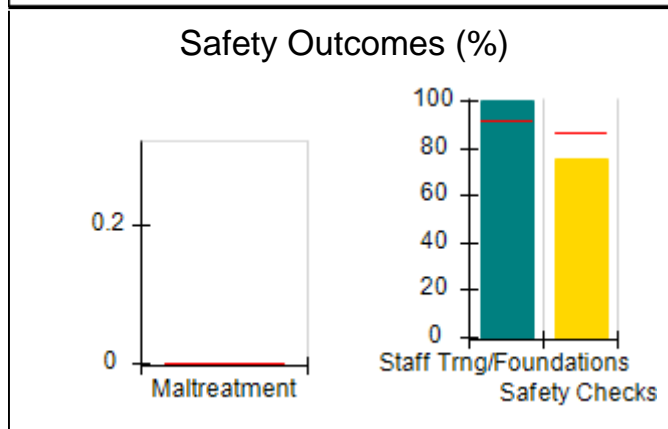
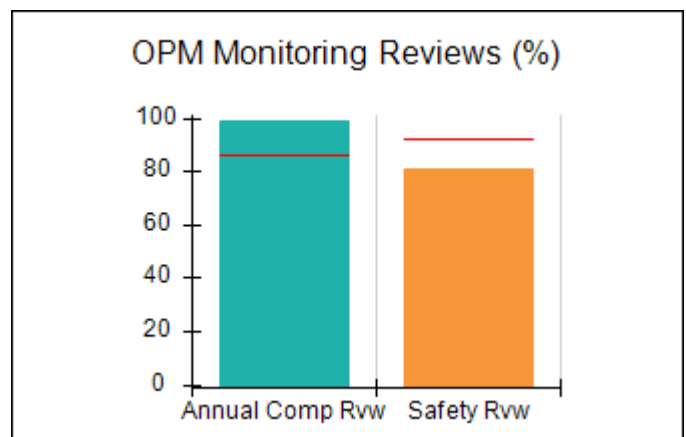
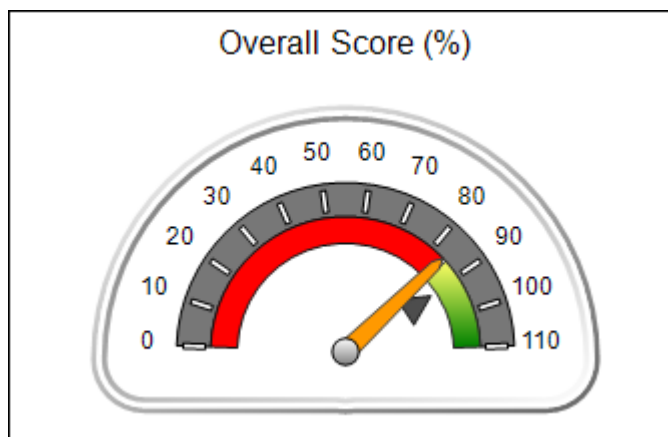
Report Quarter: Q1 FY2019

Provider/Program Name: Mentor Network - Mentor Augusta (737) - CPA

4210 Columbia Rd., Martinez, GA 30907	Quarterly Scores (Grades)		Current Quarter Score (Grade)
Phone: 706-868-5268	Q1: 83.90 (B-)	Q2: N/A	83.90% (B-)
Vendor ID# 35495	Q3: N/A	Q4: N/A	
# New Foster Homes During Quarter: 1	# Children in Care During Quarter: 46	# Placements During Quarter: 49	# Children in Care On Last Day: 38

Quarterly Provider Comparisons to All CPAs

▼ — indicates average for all CPAs





Performance-Based Placement Measures

RBWO Provider GA+SCORECARD - CPA

Report Quarter: Q1 FY2019

Provider/Program Name: Mentor Network - Mentor Augusta (737) - CPA				
4210 Columbia Rd., Martinez, GA 30907	Quarterly Scores (Grades)		Current Quarter Score (Grade)	
Phone: 706-868-5268	Q1: 83.90 (B-)	Q2: N/A	83.90% (B-)	
Vendor ID# 35495	Q3: N/A	Q4: N/A		
# New Foster Homes During Quarter: 1	# Children in Care During Quarter: 46	# Placements During Quarter: 49	# Children in Care On Last Day: 38	
	Avg Performance All CPAs (%)	Provider Performance (%)*	Possible Points (Weight)	Provider Points Earned
OPM Monitoring Reviews				
Annual Comprehensive Reviews	86%	99%	25	24.69
Safety Reviews	92%	81%	15	12.09
Monitoring Sub-Total			40	36.78
CPA Safety Outcomes				
Incidence of Maltreatment	0.00%	No Substantiated Reports	10	10.00
Staff Training	92%	100%	5	5.00
Staff Safety Checks	86%	75%	5	3.75
Safety Sub-Total			20	18.75
CPA Permanency Outcomes				
Placement Stability	91%	89%	15	13.35
Permanency Sub-Total			15	13.35
CPA Well-Being Outcomes				
EPSDT Medical Visits	83%	95%	4	3.80
EPSDT Dental Visits	78%	88%	4	3.52
Academic Supports	70%	54%	3	1.62
Provider ECEM Visits	75%	34%	7	2.38
Provider General Contacts	73%	38%	7	2.66
Placements with Siblings	65%	75%	Not Scored	Not Scored
Placements within Legal County	19%	56%	Not Scored	Not Scored
Well-Being Sub-Total			25	13.98

*Performance calculation descriptions can be found in the FY 2019 RBWO PBP Measurements and Standards Guide.

Monitoring & Outcomes: Possible Points = 100	Points Earned: 82.86
Score Before Incentives Credit	82.86%
Incentives Awarded	3.40 pts
PBP Verification	-2.36 pts
Total Score	83.90%



DHS, DFCS, Office of Provider Management
Performance-Based Placement Measures
RBWO Provider GA+SCORECARD - CPA
Report Quarter: Q1 FY2019



Provider/Program Name: Mentor Network - Mentor Augusta (737) - CPA

# New Foster Homes During Quarter: 1		# Children in Care During Quarter: 46	# Placements During Quarter: 49	# Children in Care On Last Day: 38
CPA Incentive Credits	Avg Performance All CPAs (%)	Provider Performance (%)*	Possible Points (Weight)	Provider Points Earned
Early EPSDT Medical Visits		100%	2	2.00
Early EPSDT Dental Visits		50%	2	1.00
Permanency Contacts		8%	5	0.40
Additional Academic Supports		0%	2	0.00
HS Grad/GED/Prof or Trade Certificate/College		N/A	10/5/5/1	
EYSS Agreement		Not Eligible	5	
Community Connections		0%	4	0.00
Foster Hm Retention Rate (threshold = 90)		77%	2	0.00
Foster Hm Recruitment (threshold = 100)		33%	2	0.00
Active Agency Accreditation		0%	4	0.00
Staff Clinical Licensure		0%	5	0.00
Incentives Total	5.38			3.40
Maximum total combined incentive credit allowed is 10 points.			Incentives Awarded	3.40
*Performance calculation descriptions can be found in the FY 2019 RBWO PBP Measurements and Standards Guide.				

Child Protective Services Investigations and Dispositions

The following investigations data, which is not used for scoring but is considered significant to a provider's performance, is from Georgia SHINES and is not considered final or complete until the end of the fiscal year.

Total Reports:	2	
Number Screened In:	0	
Number Screened Out:	2	
Number Substantiated:	0	
Number Unsubstantiated:	0	
Number Active CPS Investigations:	0	



DHS, DFCS, Office of Provider Management
Performance-Based Placement Measures
RBWO Provider GA+SCORECARD - CPA
Report Quarter: Q1 FY2019



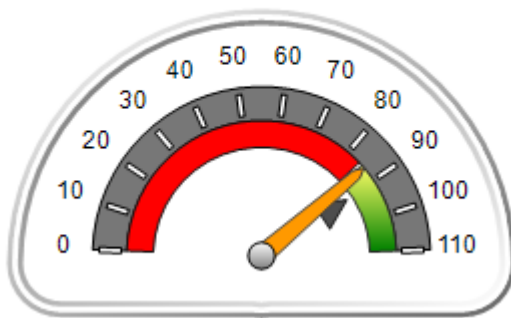
Provider/Program Name: Mentor Network - Mentor Macon (740) - CPA

120-B Osigian Blvd., Warner Robins, GA 31088	Quarterly Scores (Grades)		Current Quarter Score (Grade)
Phone: 478-333-2971	Q1: 85.95 (B)	Q2: N/A	85.95% (B)
Vendor ID# 35496	Q3: N/A	Q4: N/A	
# New Foster Homes During Quarter: 5	# Children in Care During Quarter: 104	# Placements During Quarter: 109	# Children in Care On Last Day: 101

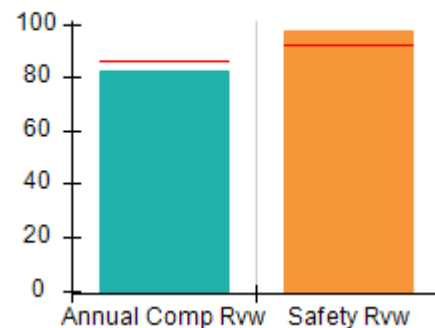
Quarterly Provider Comparisons to All CPAs

▼ — indicates average for all CPAs

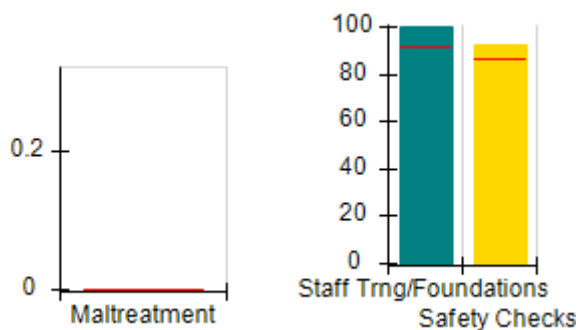
Overall Score (%)



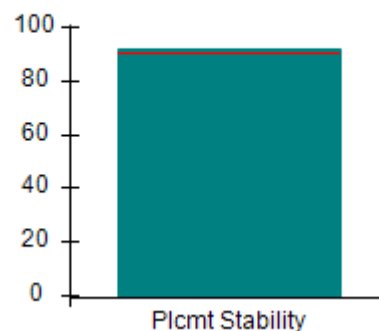
OPM Monitoring Reviews (%)



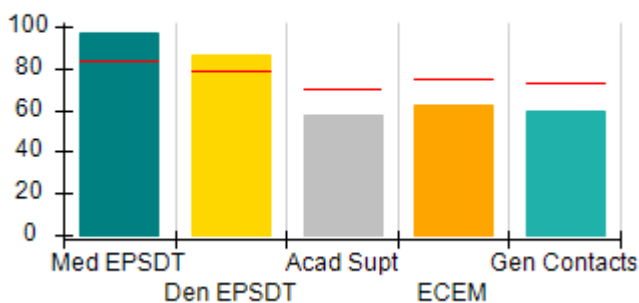
Safety Outcomes (%)



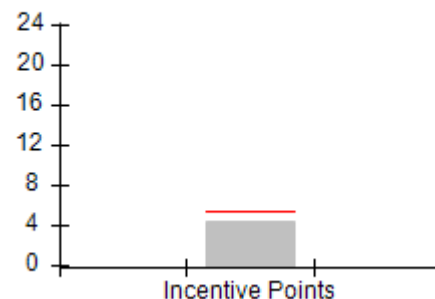
Permanency Outcomes (%)



Well-Being Outcomes (%)



Incentives Earned (Points)





DHS, DFCS, Office of Provider Management
Performance-Based Placement Measures
RBWO Provider GA+SCORECARD - CPA
 Report Quarter: Q1 FY2019



Provider/Program Name: Mentor Network - Mentor Macon (740) - CPA

120-B Osgian Blvd., Warner Robins, GA 31088	Quarterly Scores (Grades)		Current Quarter Score (Grade)
Phone: 478-333-2971	Q1: 85.95 (B)	Q2: N/A	85.95% (B)
Vendor ID# 35496	Q3: N/A	Q4: N/A	

# New Foster Homes During Quarter: 5	# Children in Care During Quarter: 104	# Placements During Quarter: 109	# Children in Care On Last Day: 101
--------------------------------------	--	----------------------------------	-------------------------------------

	Avg Performance All CPAs (%)	Provider Performance (%)*	Possible Points (Weight)	Provider Points Earned
--	------------------------------	---------------------------	--------------------------	------------------------

OPM Monitoring Reviews

Annual Comprehensive Reviews	86%	83%	25	20.64
Safety Reviews	92%	98%	15	14.63
Monitoring Sub-Total			40	35.26

CPA Safety Outcomes

Incidence of Maltreatment	0.00%	No Substantiated Reports	10	10.00
Staff Training	92%	100%	5	5.00
Staff Safety Checks	86%	92%	5	4.60
Safety Sub-Total			20	19.60

CPA Permanency Outcomes

Placement Stability	91%	92%	15	13.80
Permanency Sub-Total			15	13.80

CPA Well-Being Outcomes

EPSDT Medical Visits	83%	97%	4	3.88
EPSDT Dental Visits	78%	86%	4	3.44
Academic Supports	70%	58%	3	1.74
Provider ECEM Visits	75%	62%	7	4.34
Provider General Contacts	73%	60%	7	4.20
Placements with Siblings	65%	79%	Not Scored	Not Scored
Placements within Legal County	19%	0%	Not Scored	Not Scored
Well-Being Sub-Total			25	17.60

*Performance calculation descriptions can be found in the FY 2019 RBWO PBP Measurements and Standards Guide.

Monitoring & Outcomes: Possible Points = 100	Points Earned: 86.26
Score Before Incentives Credit	86.26%
Incentives Awarded	4.32 pts
PBP Verification	-4.63 pts
Total Score	85.95%



DHS, DFCS, Office of Provider Management
Performance-Based Placement Measures
RBWO Provider GA+SCORECARD - CPA
Report Quarter: Q1 FY2019



Provider/Program Name: Mentor Network - Mentor Macon (740) - CPA

# New Foster Homes During Quarter: 5		# Children in Care During Quarter: 104	# Placements During Quarter: 109	# Children in Care On Last Day: 101
CPA Incentive Credits	Avg Performance All CPAs (%)	Provider Performance (%)*	Possible Points (Weight)	Provider Points Earned
Early EPSDT Medical Visits		86%	2	1.72
Early EPSDT Dental Visits		30%	2	0.60
Permanency Contacts		0%	5	0.00
Additional Academic Supports		0%	2	0.00
HS Grad/GED/Prof or Trade Certificate/College		N/A	10/5/5/1	
EYSS Agreement		Not Eligible	5	
Community Connections		0%	4	0.00
Foster Hm Retention Rate (threshold = 90)		76%	2	0.00
Foster Hm Recruitment (threshold = 100)		100%	2	2.00
Active Agency Accreditation		0%	4	0.00
Staff Clinical Licensure		0%	5	0.00
Incentives Total	5.38			4.32
Maximum total combined incentive credit allowed is 10 points.			Incentives Awarded	4.32
*Performance calculation descriptions can be found in the FY 2019 RBWO PBP Measurements and Standards Guide.				

Child Protective Services Investigations and Dispositions

The following investigations data, which is not used for scoring but is considered significant to a provider's performance, is from Georgia SHINES and is not considered final or complete until the end of the fiscal year.

Total Reports:	1	
Number Screened In:	1	
Number Screened Out:	0	
Number Substantiated:	0	
Number Unsubstantiated:	1	
Number Active CPS Investigations:	0	



DHS, DFCS, Office of Provider Management

Performance-Based Placement Measures

RBWO Provider GA+SCORECARD - CPA



Report Quarter: Q1 FY2019

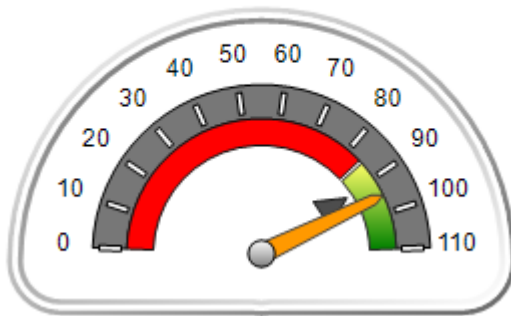
Provider/Program Name: Mentor Network - Mentor Savannah (742) - CPA

16 Chatham Center S, Savannah, GA 31405	Quarterly Scores (Grades)		Current Quarter Score (Grade)
Phone: 912-354-8990	Q1: 95.20 (A)	Q2: N/A	95.20% (A)
Vendor ID# 35494	Q3: N/A	Q4: N/A	
# New Foster Homes During Quarter: 4	# Children in Care During Quarter: 49	# Placements During Quarter: 51	# Children in Care On Last Day: 40

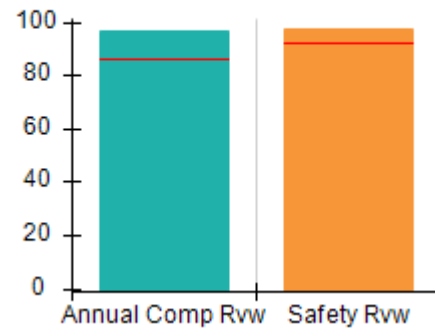
Quarterly Provider Comparisons to All CPAs

— indicates average for all CPAs

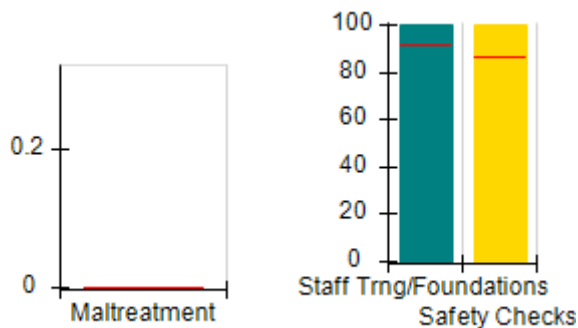
Overall Score (%)



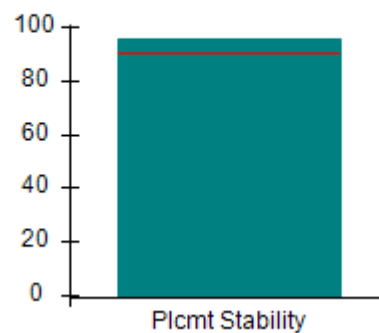
OPM Monitoring Reviews (%)



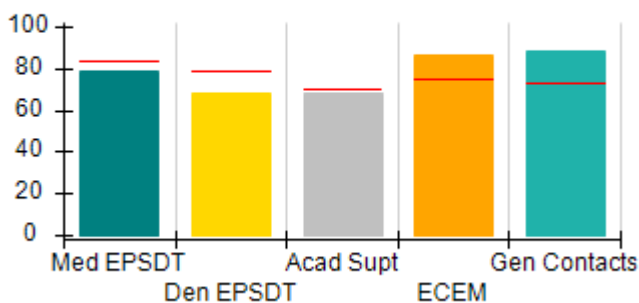
Safety Outcomes (%)



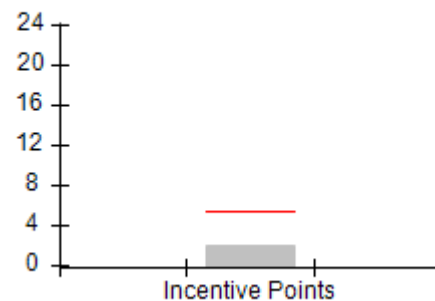
Permanency Outcomes (%)



Well-Being Outcomes (%)



Incentives Earned (Points)





DHS, DFCS, Office of Provider Management
Performance-Based Placement Measures
RBWO Provider GA+SCORECARD - CPA



Report Quarter: Q1 FY2019

Provider/Program Name: Mentor Network - Mentor Savannah (742) - CPA				
16 Chatham Center S, Savannah, GA 31405	Quarterly Scores (Grades)			Current Quarter Score (Grade)
Phone: 912-354-8990	Q1: 95.20 (A)	Q2: N/A	95.20% (A)	
Vendor ID# 35494	Q3: N/A	Q4: N/A		
# New Foster Homes During Quarter: 4	# Children in Care During Quarter: 49	# Placements During Quarter: 51	# Children in Care On Last Day: 40	
	Avg Performance All CPAs (%)	Provider Performance (%)*	Possible Points (Weight)	Provider Points Earned
OPM Monitoring Reviews				
Annual Comprehensive Reviews	86%	97%	25	24.14
Safety Reviews	92%	98%	15	14.66
Monitoring Sub-Total			40	38.80
CPA Safety Outcomes				
Incidence of Maltreatment	0.00%	No Substantiated Reports	10	10.00
Staff Training	92%	100%	5	5.00
Staff Safety Checks	86%	100%	5	5.00
Safety Sub-Total			20	20.00
CPA Permanency Outcomes				
Placement Stability	91%	96%	15	14.40
Permanency Sub-Total			15	14.40
CPA Well-Being Outcomes				
EPSDT Medical Visits	83%	79%	4	3.16
EPSDT Dental Visits	78%	68%	4	2.72
Academic Supports	70%	68%	3	2.04
Provider ECEM Visits	75%	86%	7	6.02
Provider General Contacts	73%	88%	7	6.16
Placements with Siblings	65%	80%	Not Scored	Not Scored
Placements within Legal County	19%	73%	Not Scored	Not Scored
Well-Being Sub-Total			25	20.10

*Performance calculation descriptions can be found in the FY 2019 RBWO PBP Measurements and Standards Guide.

Monitoring & Outcomes: Possible Points = 100	Points Earned: 93.30
Score Before Incentives Credit	93.30%
Incentives Awarded	1.90 pts
PBP Verification	0.00 pts
Total Score	95.20%



DHS, DFCS, Office of Provider Management
Performance-Based Placement Measures
RBWO Provider GA+SCORECARD - CPA



Report Quarter: Q1 FY2019

Provider/Program Name: Mentor Network - Mentor Savannah (742) - CPA

# New Foster Homes During Quarter: 4		# Children in Care During Quarter: 49	# Placements During Quarter: 51	# Children in Care On Last Day: 40
CPA Incentive Credits	Avg Performance All CPAs (%)	Provider Performance (%)*	Possible Points (Weight)	Provider Points Earned
Early EPSDT Medical Visits		70%	2	1.40
Early EPSDT Dental Visits		0%	2	0.00
Permanency Contacts		0%	5	0.00
Additional Academic Supports		0%	2	0.00
HS Grad/GED/Prof or Trade Certificate/College		N/A	10/5/5/1	
EYSS Agreement		Not Eligible	5	
Community Connections		0%	4	0.00
Foster Hm Retention Rate (threshold = 90)		67%	2	0.00
Foster Hm Recruitment (threshold = 100)		75%	2	0.00
Active Agency Accreditation		0%	4	0.00
Staff Clinical Licensure		10%	5	0.50
Incentives Total	5.38			1.90
Maximum total combined incentive credit allowed is 10 points.			Incentives Awarded	1.90
*Performance calculation descriptions can be found in the FY 2019 RBWO PBP Measurements and Standards Guide.				

Child Protective Services Investigations and Dispositions

The following investigations data, which is not used for scoring but is considered significant to a provider's performance, is from Georgia SHINES and is not considered final or complete until the end of the fiscal year.

Total Reports:	1	
Number Screened In:	1	
Number Screened Out:	0	
Number Substantiated:	0	
Number Unsubstantiated:	3	
Number Active CPS Investigations:	-2	



DHS, DFCS, Office of Provider Management

Performance-Based Placement Measures

RBWO Provider GA+SCORECARD - CPA



Report Quarter: Q1 FY2019

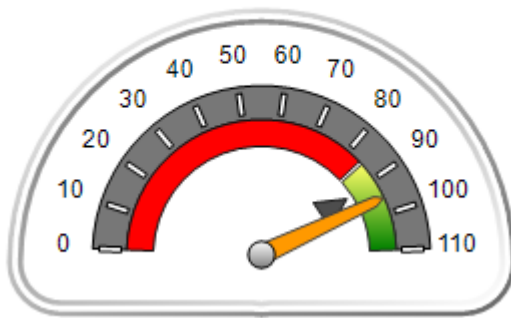
Provider/Program Name: Meritan, Inc. d/b/a Meritan Stepping Stones - Cartersville (680) - CPA

920A N Tennessee St., Cartersville, GA 30120	Quarterly Scores (Grades)		Current Quarter Score (Grade)
Phone: 770-387-9003	Q1: 95.61 (A)	Q2: N/A	95.61% (A)
Vendor ID# 35384	Q3: N/A	Q4: N/A	
# New Foster Homes During Quarter: 0	# Children in Care During Quarter: 36	# Placements During Quarter: 37	# Children in Care On Last Day: 26

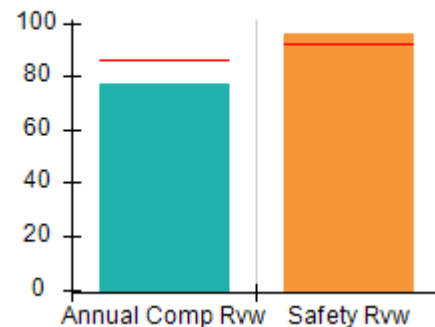
Quarterly Provider Comparisons to All CPAs

▼ — indicates average for all CPAs

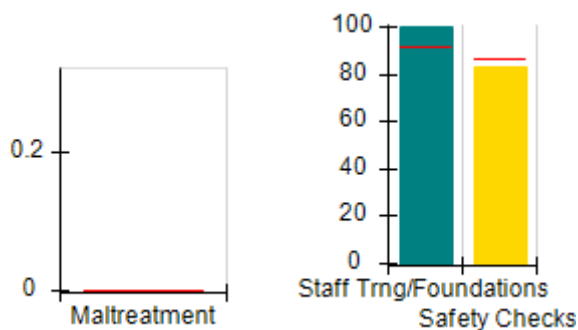
Overall Score (%)



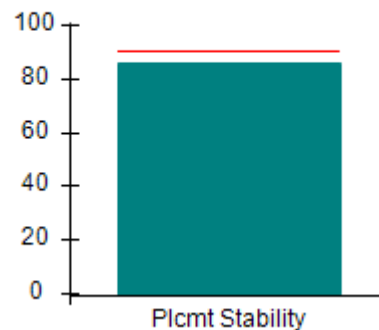
OPM Monitoring Reviews (%)



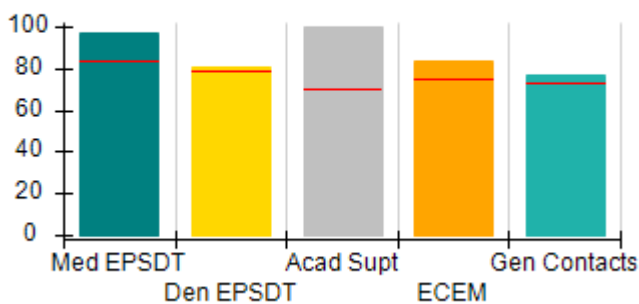
Safety Outcomes (%)



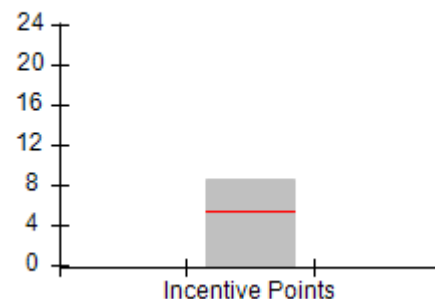
Permanency Outcomes (%)



Well-Being Outcomes (%)



Incentives Earned (Points)





DHS, DFCS, Office of Provider Management
Performance-Based Placement Measures
RBWO Provider GA+SCORECARD - CPA



Report Quarter: Q1 FY2019

Provider/Program Name: Meritan, Inc. d/b/a Meritan Stepping Stones - Cartersville (680) - CPA

920A N Tennessee St., Cartersville, GA 30120		Quarterly Scores (Grades)		Current Quarter Score (Grade)
Phone: 770-387-9003		Q1: 95.61 (A)	Q2: N/A	95.61% (A)
Vendor ID# 35384		Q3: N/A	Q4: N/A	
# New Foster Homes During Quarter: 0		# Children in Care During Quarter: 36	# Placements During Quarter: 37	# Children in Care On Last Day: 26
	Avg Performance All CPAs (%)	Provider Performance (%)*	Possible Points (Weight)	Provider Points Earned
OPM Monitoring Reviews				
Annual Comprehensive Reviews	86%	77%	25	19.26
Safety Reviews	92%	96%	15	14.41
Monitoring Sub-Total			40	33.66
CPA Safety Outcomes				
Incidence of Maltreatment	0.00%	No Substantiated Reports	10	10.00
Staff Training	92%	100%	5	5.00
Staff Safety Checks	86%	83%	5	4.15
Safety Sub-Total			20	19.15
CPA Permanency Outcomes				
Placement Stability	91%	86%	15	12.90
Permanency Sub-Total			15	12.90
CPA Well-Being Outcomes				
EPSDT Medical Visits	83%	97%	4	3.88
EPSDT Dental Visits	78%	81%	4	3.24
Academic Supports	70%	100%	3	3.00
Provider ECEM Visits	75%	83%	7	5.81
Provider General Contacts	73%	77%	7	5.39
Placements with Siblings	65%	52%	Not Scored	Not Scored
Placements within Legal County	19%	0%	Not Scored	Not Scored
Well-Being Sub-Total			25	21.32

*Performance calculation descriptions can be found in the FY 2019 RBWO PBP Measurements and Standards Guide.

Monitoring & Outcomes: Possible Points = 100		Points Earned: 87.03	
Score Before Incentives Credit			87.03%
Incentives Awarded			8.58 pts
PBP Verification			0.00 pts
Total Score			95.61%



DHS, DFCS, Office of Provider Management
Performance-Based Placement Measures
RBWO Provider GA+SCORECARD - CPA



Report Quarter: Q1 FY2019

Provider/Program Name: Meritan, Inc. d/b/a Meritan Stepping Stones - Cartersville (680) - CPA

# New Foster Homes During Quarter: 0		# Children in Care During Quarter: 36	# Placements During Quarter: 37	# Children in Care On Last Day: 26
CPA Incentive Credits	Avg Performance All CPAs (%)	Provider Performance (%)*	Possible Points (Weight)	Provider Points Earned
Early EPSDT Medical Visits		75%	2	1.50
Early EPSDT Dental Visits		54%	2	1.08
Permanency Contacts		0%	5	0.00
Additional Academic Supports		0%	2	0.00
HS Grad/GED/Prof or Trade Certificate/College		N/A	10/5/5/1	
EYSS Agreement		Not Eligible	5	
Community Connections		0%	4	0.00
Foster Hm Retention Rate (threshold = 90)		100%	2	2.00
Foster Hm Recruitment (threshold = 100)		200%	2	2.00
Active Agency Accreditation		50%	4	2.00
Staff Clinical Licensure		0%	5	0.00
Incentives Total	5.38			8.58
Maximum total combined incentive credit allowed is 10 points.			Incentives Awarded	8.58

*Performance calculation descriptions can be found in the FY 2019 RBWO PBP Measurements and Standards Guide.

Child Protective Services Investigations and Dispositions

The following investigations data, which is not used for scoring but is considered significant to a provider's performance, is from Georgia SHINES and is not considered final or complete until the end of the fiscal year.

Total Reports:	1
Number Screened In:	0
Number Screened Out:	1
Number Substantiated:	0
Number Unsubstantiated:	0
Number Active CPS Investigations:	0



DHS, DFCS, Office of Provider Management
Performance-Based Placement Measures
RBWO Provider GA+SCORECARD - CPA



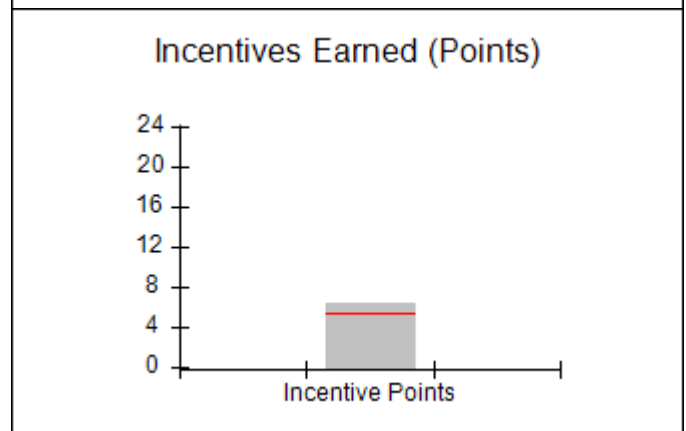
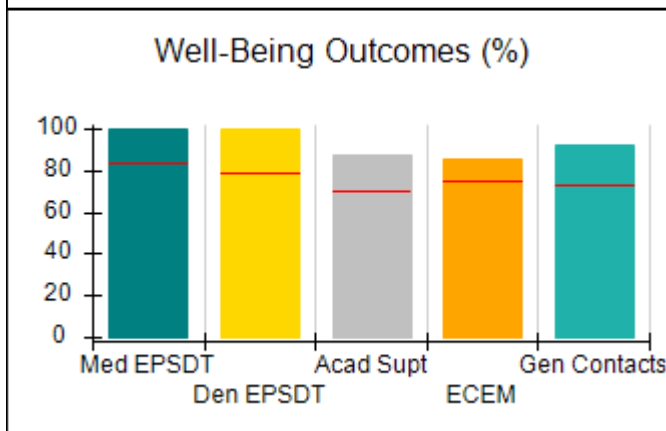
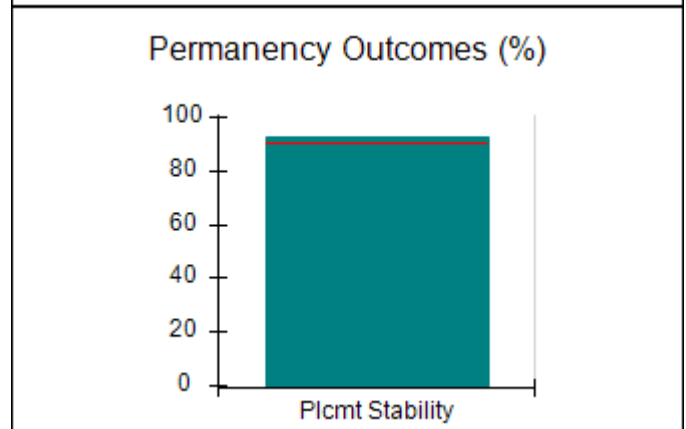
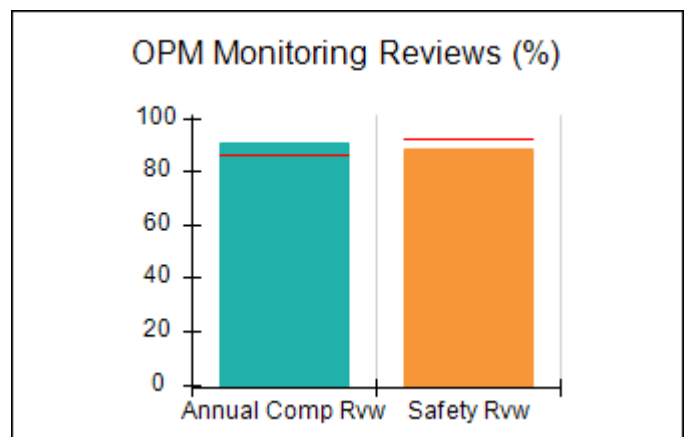
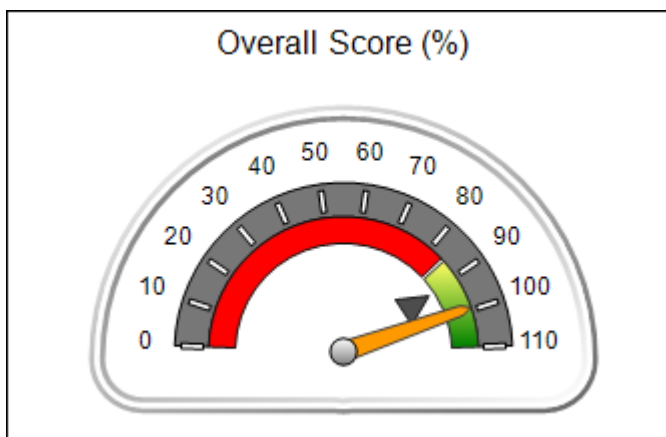
Report Quarter: Q1 FY2019

Provider/Program Name: Meritan, Inc. d/b/a Meritan Stepping Stones - Macon (682) - CPA

920A N Tennessee St., Macon, GA 31210	Quarterly Scores (Grades)		Current Quarter Score (Grade)
Phone: 478-474-8552	Q1: 99.30 (A+)	Q2: N/A	99.30% (A+)
Vendor ID# 35385	Q3: N/A	Q4: N/A	
# New Foster Homes During Quarter: 4	# Children in Care During Quarter: 55	# Placements During Quarter: 56	# Children in Care On Last Day: 46

Quarterly Provider Comparisons to All CPAs

▼ — indicates average for all CPAs





DHS, DFCS, Office of Provider Management
Performance-Based Placement Measures
RBWO Provider GA+SCORECARD - CPA



Report Quarter: Q1 FY2019

Provider/Program Name: Meritan, Inc. d/b/a Meritan Stepping Stones - Macon (682) - CPA

920A N Tennessee St., Macon, GA 31210	Quarterly Scores (Grades)		Current Quarter Score (Grade)
Phone: 478-474-8552	Q1: 99.30 (A+)	Q2: N/A	99.30% (A+)
Vendor ID# 35385	Q3: N/A	Q4: N/A	

# New Foster Homes During Quarter: 4	# Children in Care During Quarter: 55	# Placements During Quarter: 56	# Children in Care On Last Day: 46
--------------------------------------	---------------------------------------	---------------------------------	------------------------------------

	Avg Performance All CPAs (%)	Provider Performance (%)*	Possible Points (Weight)	Provider Points Earned
--	-------------------------------------	----------------------------------	---------------------------------	-------------------------------

OPM Monitoring Reviews

Annual Comprehensive Reviews	86%	91%	25	22.71
Safety Reviews	92%	89%	15	13.28
Monitoring Sub-Total			40	35.99

CPA Safety Outcomes

Incidence of Maltreatment	0.00%	No Substantiated Reports	10	10.00
Staff Training	92%	100%	5	5.00
Staff Safety Checks	86%	100%	5	5.00
Safety Sub-Total			20	20.00

CPA Permanency Outcomes

Placement Stability	91%	93%	15	13.95
Permanency Sub-Total			15	13.95

CPA Well-Being Outcomes

EPSDT Medical Visits	83%	100%	4	4.00
EPSDT Dental Visits	78%	100%	4	4.00
Academic Supports	70%	87%	3	2.61
Provider ECEM Visits	75%	85%	7	5.95
Provider General Contacts	73%	92%	7	6.44
Placements with Siblings	65%	62%	Not Scored	Not Scored
Placements within Legal County	19%	9%	Not Scored	Not Scored
Well-Being Sub-Total			25	23.00

*Performance calculation descriptions can be found in the FY 2019 RBWO PBP Measurements and Standards Guide.

Monitoring & Outcomes: Possible Points = 100	Points Earned: 92.94
Score Before Incentives Credit	92.94%
Incentives Awarded	6.36 pts
PBP Verification	N/A pts
Total Score	99.30%



DHS, DFCS, Office of Provider Management
Performance-Based Placement Measures
RBWO Provider GA+SCORECARD - CPA
Report Quarter: Q1 FY2019



Provider/Program Name: Meritan, Inc. d/b/a Meritan Stepping Stones - Macon (682) - CPA

# New Foster Homes During Quarter: 4		# Children in Care During Quarter: 55	# Placements During Quarter: 56	# Children in Care On Last Day: 46
CPA Incentive Credits	Avg Performance All CPAs (%)	Provider Performance (%)*	Possible Points (Weight)	Provider Points Earned
Early EPSDT Medical Visits		100%	2	2.00
Early EPSDT Dental Visits		93%	2	1.86
Permanency Contacts		0%	5	0.00
Additional Academic Supports		0%	2	0.00
HS Grad/GED/Prof or Trade Certificate/College		N/A	10/5/5/1	
EYSS Agreement		Not Eligible	5	
Community Connections		0%	4	0.00
Foster Hm Retention Rate (threshold = 90)		88%	2	0.00
Foster Hm Recruitment (threshold = 100)		25%	2	0.00
Active Agency Accreditation		50%	4	2.00
Staff Clinical Licensure		10%	5	0.50
Incentives Total	5.38			6.36
Maximum total combined incentive credit allowed is 10 points.			Incentives Awarded	6.36
*Performance calculation descriptions can be found in the FY 2019 RBWO PBP Measurements and Standards Guide.				

Child Protective Services Investigations and Dispositions

The following investigations data, which is not used for scoring but is considered significant to a provider's performance, is from Georgia SHINES and is not considered final or complete until the end of the fiscal year.

Total Reports:	1
Number Screened In:	1
Number Screened Out:	0
Number Substantiated:	0
Number Unsubstantiated:	0
Number Active CPS Investigations:	1



Performance-Based Placement Measures

RBWO Provider GA+SCORECARD - CPA

Report Quarter: Q1 FY2019

Provider/Program Name: Methodist Home for Children & Youth, The - Macon - CPA
Administrative Site (748) - CPA

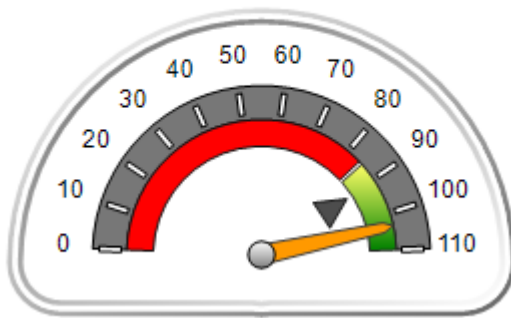
304 Pierce Avenue, Macon, GA 31204	Quarterly Scores (Grades)		Current Quarter Score (Grade)
Phone: 478-751-2800	Q1: 103.51 (A+)	Q2: N/A	103.51% (A+)
Vendor ID# 35464	Q3: N/A	Q4: N/A	
# New Foster Homes During Quarter: 1	# Children in Care During Quarter: 9	# Placements During Quarter: 9	# Children in Care On Last Day: 9

Quarterly Provider Comparisons to All CPAs

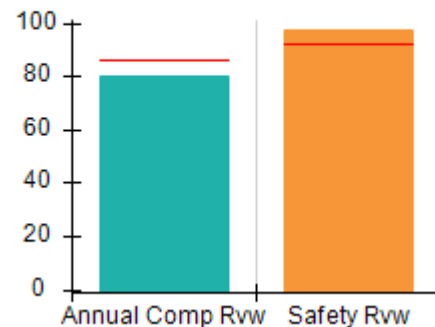


indicates average for all CPAs

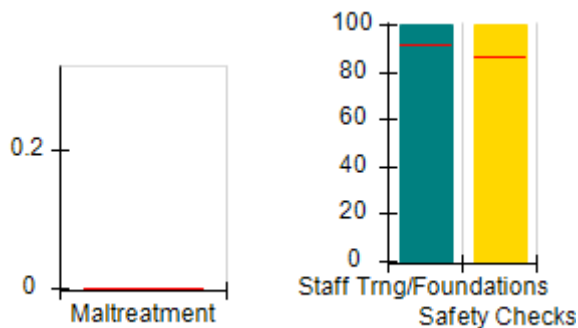
Overall Score (%)



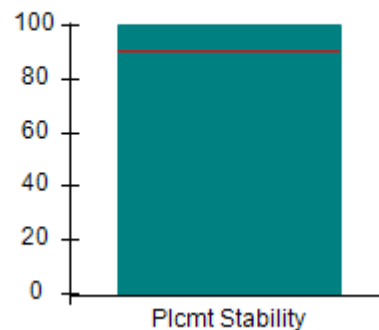
OPM Monitoring Reviews (%)



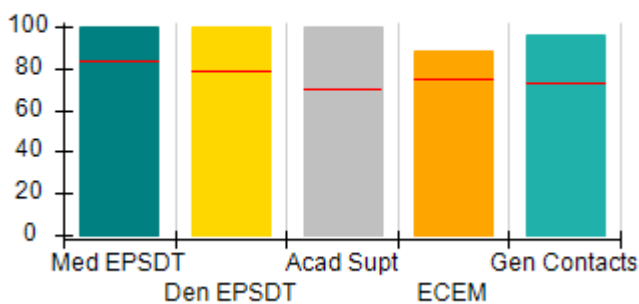
Safety Outcomes (%)



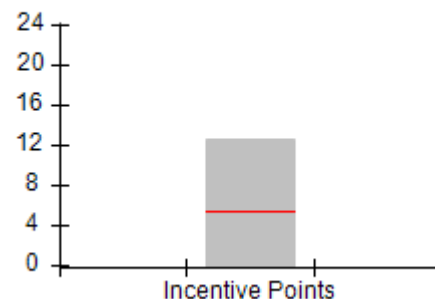
Permanency Outcomes (%)



Well-Being Outcomes (%)



Incentives Earned (Points)





DHS, DFCS, Office of Provider Management
Performance-Based Placement Measures
RBWO Provider GA+SCORECARD - CPA



Report Quarter: Q1 FY2019

Provider/Program Name: Methodist Home for Children & Youth, The - Macon - CPA				
Administrative Site (748) - CPA				
304 Pierce Avenue, Macon, GA 31204		Quarterly Scores (Grades)		Current Quarter Score (Grade)
Phone: 478-751-2800		Q1: 103.51 (A+)	Q2: N/A	103.51% (A+)
Vendor ID# 35464		Q3: N/A	Q4: N/A	
# New Foster Homes During Quarter: 1		# Children in Care During Quarter: 9	# Placements During Quarter: 9	# Children in Care On Last Day: 9
	Avg Performance All CPAs (%)	Provider Performance (%)*	Possible Points (Weight)	Provider Points Earned
OPM Monitoring Reviews				
Annual Comprehensive Reviews	86%	80%	25	20.00
Safety Reviews	92%	98%	15	14.63
Monitoring Sub-Total			40	34.63
CPA Safety Outcomes				
Incidence of Maltreatment	0.00%	No Substantiated Reports	10	10.00
Staff Training	92%	100%	5	5.00
Staff Safety Checks	86%	100%	5	5.00
Safety Sub-Total			20	20.00
CPA Permanency Outcomes				
Placement Stability	91%	100%	15	15.00
Permanency Sub-Total			15	15.00
CPA Well-Being Outcomes				
EPSDT Medical Visits	83%	100%	4	4.00
EPSDT Dental Visits	78%	100%	4	4.00
Academic Supports	70%	100%	3	3.00
Provider ECEM Visits	75%	88%	7	6.16
Provider General Contacts	73%	96%	7	6.72
Placements with Siblings	65%	100%	Not Scored	Not Scored
Placements within Legal County	19%	67%	Not Scored	Not Scored
Well-Being Sub-Total			25	23.88
*Performance calculation descriptions can be found in the FY 2019 RBWO PBP Measurements and Standards Guide.				
Monitoring & Outcomes: Possible Points = 100			Points Earned: 93.51	
Score Before Incentives Credit			93.51%	
Incentives Awarded			10.00 pts	
PBP Verification			N/A pts	
Total Score			103.51%	



DHS, DFCS, Office of Provider Management
Performance-Based Placement Measures
RBWO Provider GA+SCORECARD - CPA



Report Quarter: Q1 FY2019

Provider/Program Name: Methodist Home for Children & Youth, The - Macon - CPA
Administrative Site (748) - CPA

# New Foster Homes During Quarter: 1		# Children in Care During Quarter: 9	# Placements During Quarter: 9	# Children in Care On Last Day: 9
CPA Incentive Credits	Avg Performance All CPAs (%)	Provider Performance (%)*	Possible Points (Weight)	Provider Points Earned
Early EPSDT Medical Visits		100%	2	2.00
Early EPSDT Dental Visits		83%	2	1.66
Permanency Contacts		0%	5	0.00
Additional Academic Supports		19%	2	0.38
HS Grad/GED/Prof or Trade Certificate/College		N/A	10/5/5/1	
EYSS Agreement		Not Eligible	5	
Community Connections		0%	4	0.00
Foster Hm Retention Rate (threshold = 90)		100%	2	2.00
Foster Hm Recruitment (threshold = 100)		100%	2	2.00
Active Agency Accreditation		100%	4	4.00
Staff Clinical Licensure		10%	5	0.50
Incentives Total	5.38			12.54
Maximum total combined incentive credit allowed is 10 points.			Incentives Awarded	10.00

*Performance calculation descriptions can be found in the FY 2019 RBWO PBP Measurements and Standards Guide.

Child Protective Services Investigations and Dispositions

The following investigations data, which is not used for scoring but is considered significant to a provider's performance, is from Georgia SHINES and is not considered final or complete until the end of the fiscal year.

Total Reports:	0
Number Screened In:	0
Number Screened Out:	0
Number Substantiated:	0
Number Unsubstantiated:	0
Number Active CPS Investigations:	0



DHS, DFCS, Office of Provider Management
Performance-Based Placement Measures
RBWO Provider GA+SCORECARD - CPA



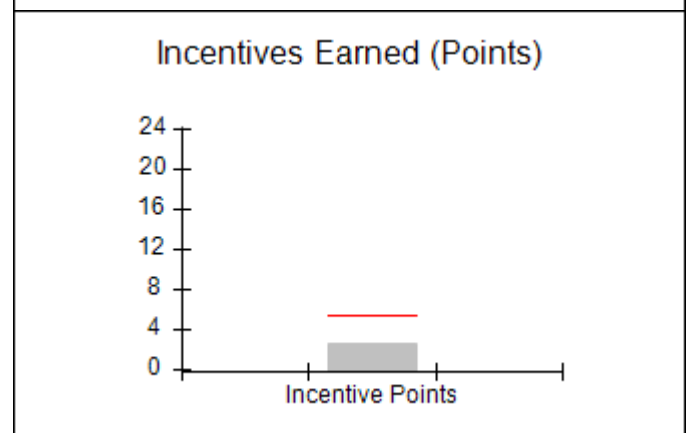
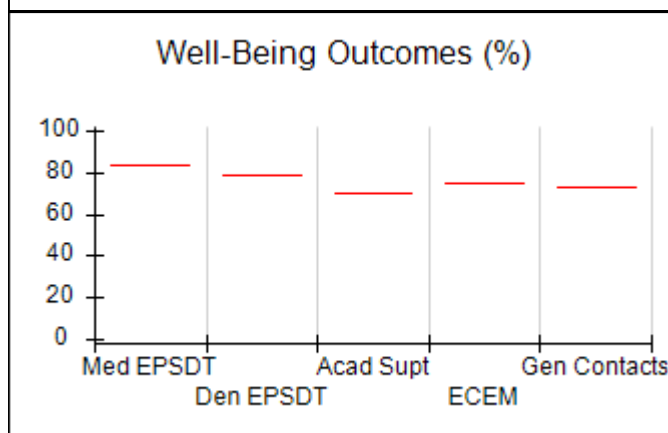
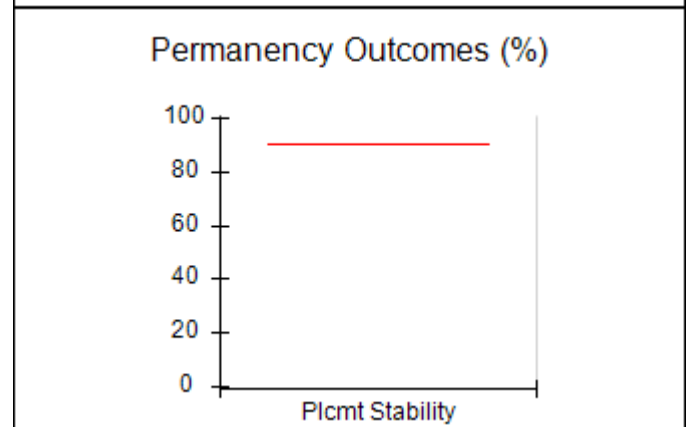
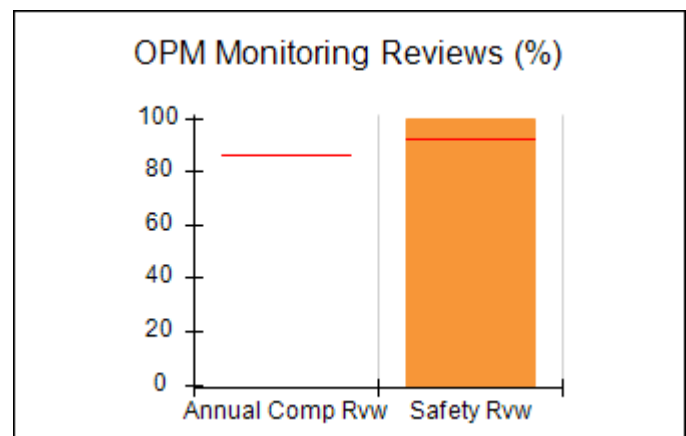
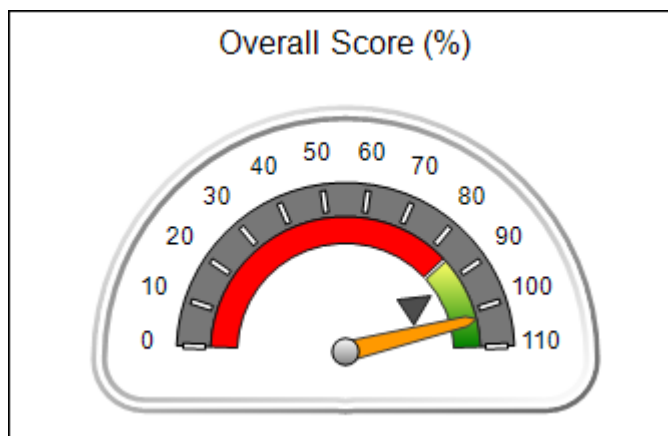
Report Quarter: Q1 FY2019

Provider/Program Name: Methodist Home for Children & Youth, The - St. Marys Region (942) - CPA

3296 Winding Rd, St. Marys, GA 31588	Quarterly Scores (Grades)		Current Quarter Score (Grade)
Phone: 912 882-7770	Q1: 102.50 (A+)	Q2: N/A	102.50% (A+)
Vendor ID# 35460	Q3: N/A	Q4: N/A	
# New Foster Homes During Quarter: 0	# Children in Care During Quarter: 0	# Placements During Quarter: 0	# Children in Care On Last Day: 0

Quarterly Provider Comparisons to All CPAs

▼ — indicates average for all CPAs





DHS, DFCS, Office of Provider Management
Performance-Based Placement Measures
RBWO Provider GA+SCORECARD - CPA



Report Quarter: Q1 FY2019

Provider/Program Name: Methodist Home for Children & Youth, The - St. Marys Region (942) - CPA				
3296 Winding Rd, St. Marys, GA 31588		Quarterly Scores (Grades)		Current Quarter Score (Grade)
Phone: 912 882-7770		Q1: 102.50 (A+)	Q2: N/A	102.50% (A+)
Vendor ID# 35460		Q3: N/A	Q4: N/A	
# New Foster Homes During Quarter: 0		# Children in Care During Quarter: 0	# Placements During Quarter: 0	# Children in Care On Last Day: 0
	Avg Performance All CPAs (%)	Provider Performance (%)*	Possible Points (Weight)	Provider Points Earned
OPM Monitoring Reviews				
Annual Comprehensive Reviews	86%	Not Yet Conducted		
Safety Reviews	92%	100%	15	15.00
Monitoring Sub-Total			15	15.00
CPA Safety Outcomes				
Incidence of Maltreatment	0.00%	Not Eligible		
Staff Training	92%	100%	10	10.00
Staff Safety Checks	86%	100%	10	10.00
Safety Sub-Total			20	20.00
CPA Permanency Outcomes				
Placement Stability	91%	Not Eligible		
Permanency Sub-Total			N/A	
CPA Well-Being Outcomes				
EPSDT Medical Visits	83%	Not Eligible		
EPSDT Dental Visits	78%	Not Eligible		
Academic Supports	70%	Not Eligible		
Provider ECEM Visits	75%	Not Eligible		
Provider General Contacts	73%	Not Eligible		
Placements with Siblings	65%	Not Eligible	Not Scored	Not Scored
Placements within Legal County	19%	Not Eligible	Not Scored	Not Scored
Well-Being Sub-Total			N/A	
*Performance calculation descriptions can be found in the FY 2019 RBWO PBP Measurements and Standards Guide.				

Monitoring & Outcomes: Possible Points = 35		Points Earned: 35.00	
Score Before Incentives Credit			100.00%
Incentives Awarded			2.50 pts
PBP Verification			N/A pts
Total Score			102.50%



DHS, DFCS, Office of Provider Management
Performance-Based Placement Measures
RBWO Provider GA+SCORECARD - CPA



Report Quarter: Q1 FY2019

Provider/Program Name: Methodist Home for Children & Youth, The - St. Marys Region (942) - CPA

# New Foster Homes During Quarter: 0		# Children in Care During Quarter: 0	# Placements During Quarter: 0	# Children in Care On Last Day: 0
CPA Incentive Credits	Avg Performance All CPAs (%)	Provider Performance (%)*	Possible Points (Weight)	Provider Points Earned
Early EPSDT Medical Visits		Not Eligible	2	
Early EPSDT Dental Visits		Not Eligible	2	
Permanency Contacts		None Planned	5	
Additional Academic Supports		Not Eligible	2	
HS Grad/GED/Prof or Trade Certificate/College		N/A	10/5/5/1	
EYSS Agreement		Not Eligible	5	
Community Connections		Not Eligible	4	
Foster Hm Retention Rate (threshold = 90)		Not Eligible	2	0.00
Foster Hm Recruitment (threshold = 100)		0%	2	0.00
Active Agency Accreditation		50%	4	2.00
Staff Clinical Licensure		10%	5	0.50
Incentives Total	5.38			2.50
Maximum total combined incentive credit allowed is 10 points.			Incentives Awarded	2.50

*Performance calculation descriptions can be found in the FY 2019 RBWO PBP Measurements and Standards Guide.

Child Protective Services Investigations and Dispositions

The following investigations data, which is not used for scoring but is considered significant to a provider's performance, is from Georgia SHINES and is not considered final or complete until the end of the fiscal year.

Total Reports:	0
Number Screened In:	0
Number Screened Out:	0
Number Substantiated:	0
Number Unsubstantiated:	0
Number Active CPS Investigations:	0



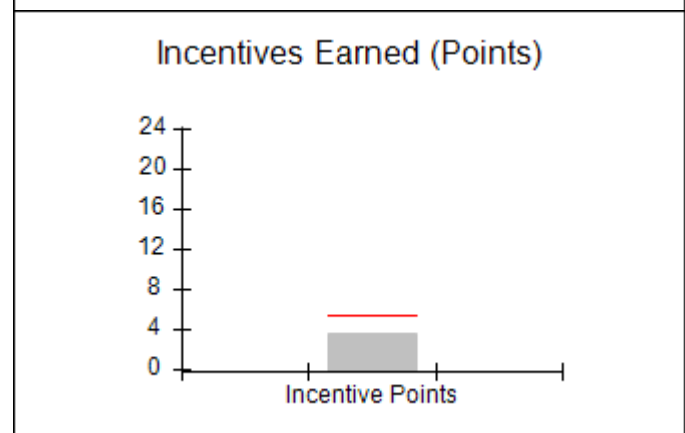
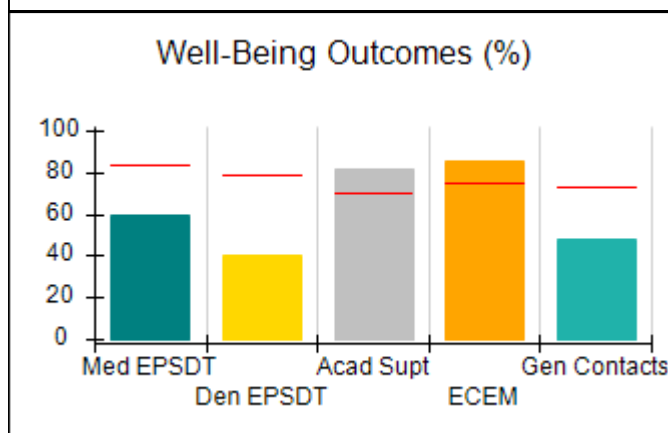
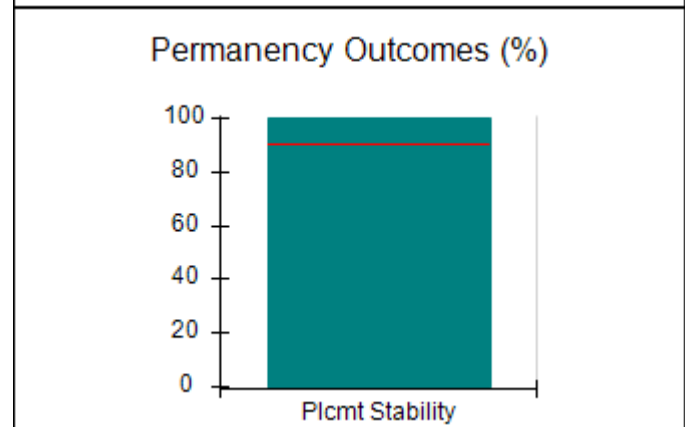
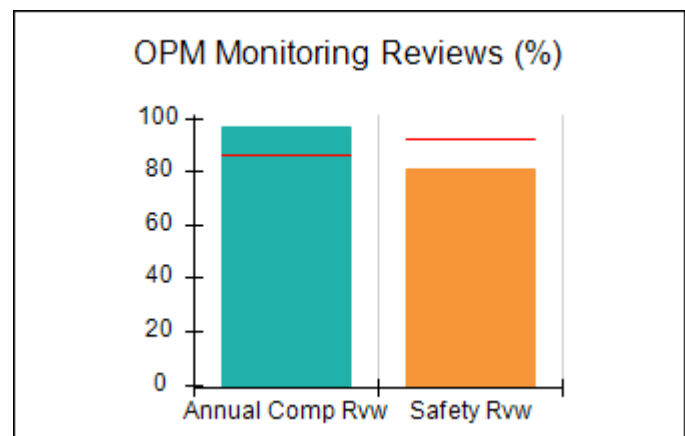
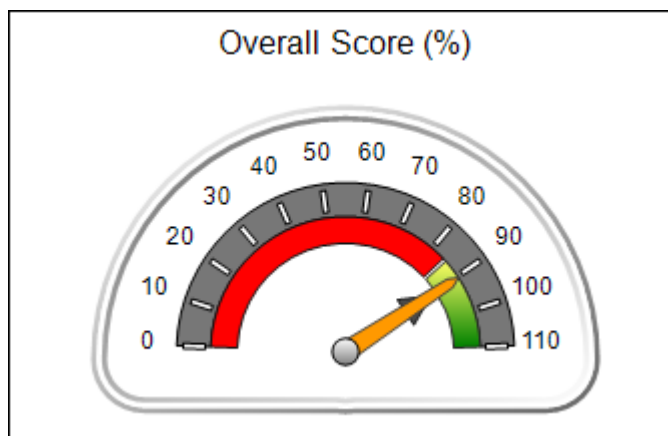
DHS, DFCS, Office of Provider Management
Performance-Based Placement Measures
RBWO Provider GA+SCORECARD - CPA



Report Quarter: Q1 FY2019

Provider/Program Name: Morningstar Children and Family Services - Foster Care Services - Brunswick (765) - CPA			
1 Youth Estate Drive, Brunswick, GA 31525	Quarterly Scores (Grades)		Current Quarter Score (Grade)
Phone: 912-267-3701	Q1: 90.55 (A-)	Q2: N/A	90.55% (A-)
Vendor ID# 53071	Q3: N/A	Q4: N/A	
# New Foster Homes During Quarter: 0	# Children in Care During Quarter: 12	# Placements During Quarter: 13	# Children in Care On Last Day: 9
Quarterly Provider Comparisons to All CPAs			

▼ — indicates average for all CPAs





Performance-Based Placement Measures RBWO Provider GA+SCORECARD - CPA

Report Quarter: Q1 FY2019

Provider/Program Name: Morningstar Children and Family Services - Foster Care Services - Brunswick (765) - CPA				
1 Youth Estate Drive, Brunswick, GA 31525		Quarterly Scores (Grades)		Current Quarter Score (Grade)
Phone: 912-267-3701		Q1: 90.55 (A-)	Q2: N/A	90.55% (A-)
Vendor ID# 53071		Q3: N/A	Q4: N/A	
# New Foster Homes During Quarter: 0		# Children in Care During Quarter: 12	# Placements During Quarter: 13	# Children in Care On Last Day: 9
	Avg Performance All CPAs (%)	Provider Performance (%)*	Possible Points (Weight)	Provider Points Earned
OPM Monitoring Reviews				
Annual Comprehensive Reviews	86%	96%	25	24.10
Safety Reviews	92%	81%	15	12.16
Monitoring Sub-Total			40	36.26
CPA Safety Outcomes				
Incidence of Maltreatment	0.00%	No Substantiated Reports	10	10.00
Staff Training	92%	100%	5	5.00
Staff Safety Checks	86%	100%	5	5.00
Safety Sub-Total			20	20.00
CPA Permanency Outcomes				
Placement Stability	91%	100%	15	15.00
Permanency Sub-Total			15	15.00
CPA Well-Being Outcomes				
EPSDT Medical Visits	83%	60%	4	2.40
EPSDT Dental Visits	78%	40%	4	1.60
Academic Supports	70%	82%	3	2.46
Provider ECEM Visits	75%	85%	7	5.95
Provider General Contacts	73%	48%	7	3.36
Placements with Siblings	65%	63%	Not Scored	Not Scored
Placements within Legal County	19%	0%	Not Scored	Not Scored
Well-Being Sub-Total			25	15.77
*Performance calculation descriptions can be found in the FY 2019 RBWO PBP Measurements and Standards Guide.				
Monitoring & Outcomes: Possible Points = 100			Points Earned: 87.03	
Score Before Incentives Credit			87.03%	
Incentives Awarded			3.52 pts	
PBP Verification			N/A pts	
Total Score			90.55%	



DHS, DFCS, Office of Provider Management
Performance-Based Placement Measures
RBWO Provider GA+SCORECARD - CPA



Report Quarter: Q1 FY2019

Provider/Program Name: Morningstar Children and Family Services - Foster Care Services - Brunswick (765) - CPA

# New Foster Homes During Quarter: 0		# Children in Care During Quarter: 12	# Placements During Quarter: 13	# Children in Care On Last Day: 9
CPA Incentive Credits	Avg Performance All CPAs (%)	Provider Performance (%)*	Possible Points (Weight)	Provider Points Earned
Early EPSDT Medical Visits		20%	2	0.40
Early EPSDT Dental Visits		56%	2	1.12
Permanency Contacts		0%	5	0.00
Additional Academic Supports		0%	2	0.00
HS Grad/GED/Prof or Trade Certificate/College		N/A	10/5/5/1	
EYSS Agreement		Not Eligible	5	
Community Connections		0%	4	0.00
Foster Hm Retention Rate (threshold = 90)		50%	2	0.00
Foster Hm Recruitment (threshold = 100)		0%	2	0.00
Active Agency Accreditation		50%	4	2.00
Staff Clinical Licensure		0%	5	0.00
Incentives Total	5.38			3.52
Maximum total combined incentive credit allowed is 10 points.			Incentives Awarded	3.52

*Performance calculation descriptions can be found in the FY 2019 RBWO PBP Measurements and Standards Guide.

Child Protective Services Investigations and Dispositions

The following investigations data, which is not used for scoring but is considered significant to a provider's performance, is from Georgia SHINES and is not considered final or complete until the end of the fiscal year.

Total Reports:	0
Number Screened In:	0
Number Screened Out:	0
Number Substantiated:	0
Number Unsubstantiated:	0
Number Active CPS Investigations:	0



DHS, DFCS, Office of Provider Management
Performance-Based Placement Measures
RBWO Provider GA+SCORECARD - CPA



Report Quarter: Q1 FY2019

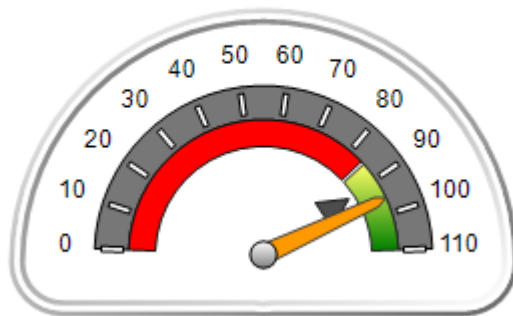
Provider/Program Name: Murphy-Harpst Children's Centers - Murphy-Harpst CPA (769) - CPA

740 Fletcher St., Cedartown, GA 30125	Quarterly Scores (Grades)		Current Quarter Score (Grade)
Phone: 770-748-1500	Q1: 95.70 (A)	Q2: N/A	95.70% (A)
Vendor ID# 35485	Q3: N/A	Q4: N/A	
# New Foster Homes During Quarter: 4	# Children in Care During Quarter: 53	# Placements During Quarter: 54	# Children in Care On Last Day: 42

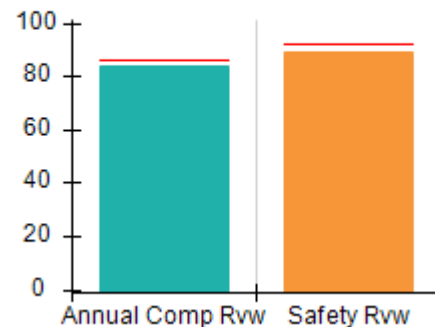
Quarterly Provider Comparisons to All CPAs

▼ — indicates average for all CPAs

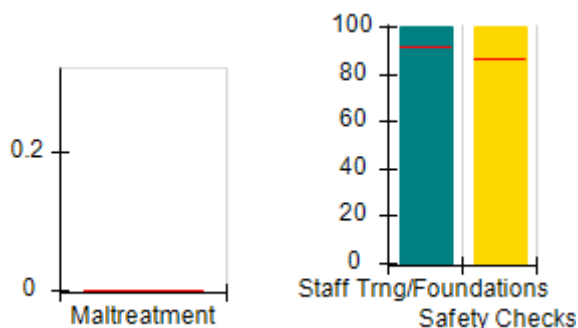
Overall Score (%)



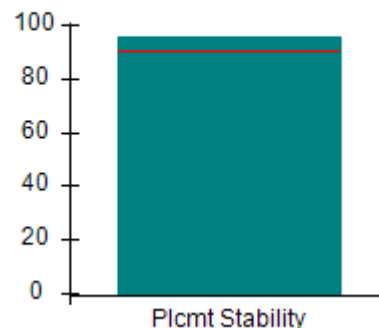
OPM Monitoring Reviews (%)



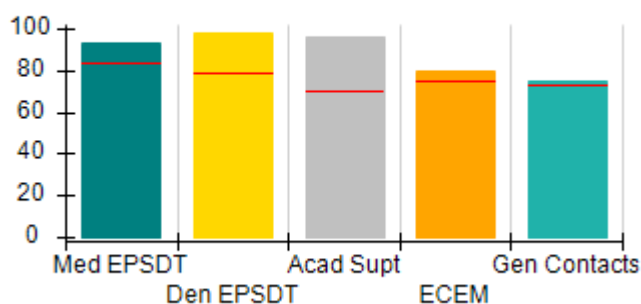
Safety Outcomes (%)



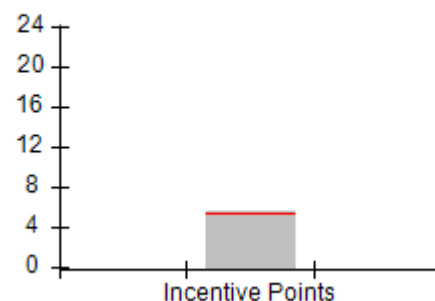
Permanency Outcomes (%)



Well-Being Outcomes (%)



Incentives Earned (Points)





DHS, DFCS, Office of Provider Management
Performance-Based Placement Measures
RBWO Provider GA+SCORECARD - CPA



Report Quarter: Q1 FY2019

Provider/Program Name: Murphy-Harpst Children's Centers - Murphy-Harpst CPA (769) - CPA

740 Fletcher St., Cedartown, GA 30125	Quarterly Scores (Grades)		Current Quarter Score (Grade)
Phone: 770-748-1500	Q1: 95.70 (A)	Q2: N/A	95.70% (A)
Vendor ID# 35485	Q3: N/A	Q4: N/A	

# New Foster Homes During Quarter: 4	# Children in Care During Quarter: 53	# Placements During Quarter: 54	# Children in Care On Last Day: 42
--------------------------------------	---------------------------------------	---------------------------------	------------------------------------

	Avg Performance All CPAs (%)	Provider Performance (%)*	Possible Points (Weight)	Provider Points Earned
--	------------------------------	---------------------------	--------------------------	------------------------

OPM Monitoring Reviews

Annual Comprehensive Reviews	86%	84%	25	21.00
Safety Reviews	92%	89%	15	13.35
Monitoring Sub-Total			40	34.35

CPA Safety Outcomes

Incidence of Maltreatment	0.00%	No Substantiated Reports	10	10.00
Staff Training	92%	100%	5	5.00
Staff Safety Checks	86%	100%	5	5.00
Safety Sub-Total			20	20.00

CPA Permanency Outcomes

Placement Stability	91%	96%	15	14.40
Permanency Sub-Total			15	14.40

CPA Well-Being Outcomes

EPSDT Medical Visits	83%	93%	4	3.72
EPSDT Dental Visits	78%	98%	4	3.92
Academic Supports	70%	96%	3	2.88
Provider ECEM Visits	75%	80%	7	5.60
Provider General Contacts	73%	75%	7	5.25
Placements with Siblings	65%	78%	Not Scored	Not Scored
Placements within Legal County	19%	21%	Not Scored	Not Scored
Well-Being Sub-Total			25	21.37

*Performance calculation descriptions can be found in the FY 2019 RBWO PBP Measurements and Standards Guide.

Monitoring & Outcomes: Possible Points = 100	Points Earned: 90.12
Score Before Incentives Credit	90.12%
Incentives Awarded	5.58 pts
PBP Verification	N/A pts
Total Score	95.70%



DHS, DFCS, Office of Provider Management
Performance-Based Placement Measures
RBWO Provider GA+SCORECARD - CPA



Report Quarter: Q1 FY2019

Provider/Program Name: Murphy-Harpst Children's Centers - Murphy-Harpst CPA (769) - CPA

# New Foster Homes During Quarter: 4		# Children in Care During Quarter: 53	# Placements During Quarter: 54	# Children in Care On Last Day: 42
CPA Incentive Credits	Avg Performance All CPAs (%)	Provider Performance (%)*	Possible Points (Weight)	Provider Points Earned
Early EPSDT Medical Visits		75%	2	1.50
Early EPSDT Dental Visits		95%	2	1.90
Permanency Contacts		None Planned	5	
Additional Academic Supports		9%	2	0.18
HS Grad/GED/Prof or Trade Certificate/College		N/A	10/5/5/1	
EYSS Agreement		Not Eligible	5	
Community Connections		0%	4	0.00
Foster Hm Retention Rate (threshold = 90)		88%	2	0.00
Foster Hm Recruitment (threshold = 100)		75%	2	0.00
Active Agency Accreditation		50%	4	2.00
Staff Clinical Licensure		0%	5	0.00
Incentives Total	5.38			5.58
Maximum total combined incentive credit allowed is 10 points.			Incentives Awarded	5.58

*Performance calculation descriptions can be found in the FY 2019 RBWO PBP Measurements and Standards Guide.

Child Protective Services Investigations and Dispositions

The following investigations data, which is not used for scoring but is considered significant to a provider's performance, is from Georgia SHINES and is not considered final or complete until the end of the fiscal year.

Total Reports:	0
Number Screened In:	0
Number Screened Out:	0
Number Substantiated:	0
Number Unsubstantiated:	0
Number Active CPS Investigations:	0



DHS, DFCS, Office of Provider Management

Performance-Based Placement Measures

RBWO Provider GA+SCORECARD - CPA



Report Quarter: Q1 FY2019

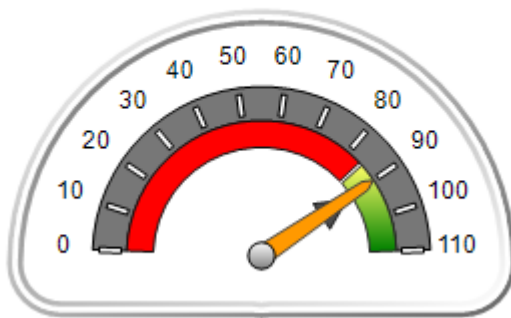
Provider/Program Name: National Youth Advocate Program - Augusta (683) - CPA

231 Fury's Ferry Rd., Augusta, GA 30901	Quarterly Scores (Grades)		Current Quarter Score (Grade)
Phone: 706-724-4387	Q1: 90.02 (A-)	Q2: N/A	90.02% (A-)
Vendor ID# 35387	Q3: N/A	Q4: N/A	
# New Foster Homes During Quarter: 4	# Children in Care During Quarter: 81	# Placements During Quarter: 91	# Children in Care On Last Day: 66

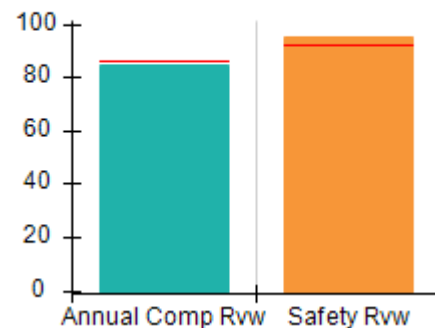
Quarterly Provider Comparisons to All CPAs

▼ — indicates average for all CPAs

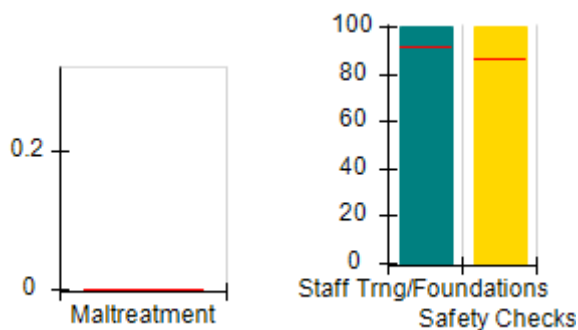
Overall Score (%)



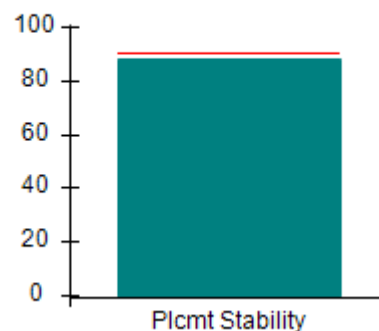
OPM Monitoring Reviews (%)



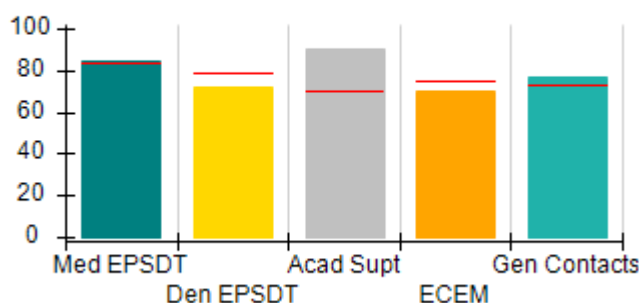
Safety Outcomes (%)



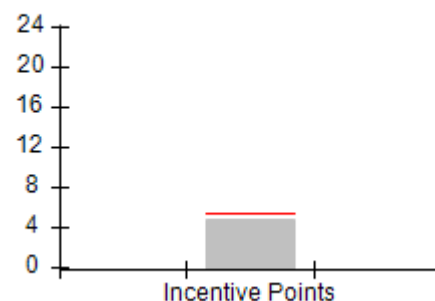
Permanency Outcomes (%)



Well-Being Outcomes (%)



Incentives Earned (Points)





DHS, DFCS, Office of Provider Management
Performance-Based Placement Measures
RBWO Provider GA+SCORECARD - CPA



Report Quarter: Q1 FY2019

Provider/Program Name: National Youth Advocate Program - Augusta (683) - CPA

231 Fury's Ferry Rd., Augusta, GA 30901	Quarterly Scores (Grades)		Current Quarter Score (Grade)
Phone: 706-724-4387	Q1: 90.02 (A-)	Q2: N/A	90.02% (A-)
Vendor ID# 35387	Q3: N/A	Q4: N/A	

# New Foster Homes During Quarter: 4	# Children in Care During Quarter: 81	# Placements During Quarter: 91	# Children in Care On Last Day: 66
--------------------------------------	---------------------------------------	---------------------------------	------------------------------------

	Avg Performance All CPAs (%)	Provider Performance (%)*	Possible Points (Weight)	Provider Points Earned
--	------------------------------	---------------------------	--------------------------	------------------------

OPM Monitoring Reviews

Annual Comprehensive Reviews	86%	85%	25	21.18
Safety Reviews	92%	95%	15	14.30
Monitoring Sub-Total			40	35.48

CPA Safety Outcomes

Incidence of Maltreatment	0.00%	No Substantiated Reports	10	10.00
Staff Training	92%	100%	5	5.00
Staff Safety Checks	86%	100%	5	5.00
Safety Sub-Total			20	20.00

CPA Permanency Outcomes

Placement Stability	91%	88%	15	13.20
Permanency Sub-Total			15	13.20

CPA Well-Being Outcomes

EPSDT Medical Visits	83%	84%	4	3.36
EPSDT Dental Visits	78%	72%	4	2.88
Academic Supports	70%	90%	3	2.70
Provider ECEM Visits	75%	70%	7	4.90
Provider General Contacts	73%	77%	7	5.39
Placements with Siblings	65%	47%	Not Scored	Not Scored
Placements within Legal County	19%	30%	Not Scored	Not Scored
Well-Being Sub-Total			25	19.23

*Performance calculation descriptions can be found in the FY 2019 RBWO PBP Measurements and Standards Guide.

Monitoring & Outcomes: Possible Points = 100	Points Earned: 87.91
Score Before Incentives Credit	87.91%
Incentives Awarded	4.67 pts
PBP Verification	-2.56 pts
Total Score	90.02%



DHS, DFCS, Office of Provider Management
Performance-Based Placement Measures
RBWO Provider GA+SCORECARD - CPA
Report Quarter: Q1 FY2019



Provider/Program Name: National Youth Advocate Program - Augusta (683) - CPA

# New Foster Homes During Quarter: 4		# Children in Care During Quarter: 81	# Placements During Quarter: 91	# Children in Care On Last Day: 66
CPA Incentive Credits	Avg Performance All CPAs (%)	Provider Performance (%)*	Possible Points (Weight)	Provider Points Earned
Early EPSDT Medical Visits		56%	2	1.12
Early EPSDT Dental Visits		12%	2	0.24
Permanency Contacts		5%	5	0.25
Additional Academic Supports		28%	2	0.56
HS Grad/GED/Prof or Trade Certificate/College		N/A	10/5/5/1	
EYSS Agreement		Not Eligible	5	
Community Connections		0%	4	0.00
Foster Hm Retention Rate (threshold = 90)		85%	2	0.00
Foster Hm Recruitment (threshold = 100)		75%	2	0.00
Active Agency Accreditation		50%	4	2.00
Staff Clinical Licensure		10%	5	0.50
Incentives Total	5.38			4.67
Maximum total combined incentive credit allowed is 10 points.			Incentives Awarded	4.67

*Performance calculation descriptions can be found in the FY 2019 RBWO PBP Measurements and Standards Guide.

Child Protective Services Investigations and Dispositions

The following investigations data, which is not used for scoring but is considered significant to a provider's performance, is from Georgia SHINES and is not considered final or complete until the end of the fiscal year.

Total Reports:	0
Number Screened In:	0
Number Screened Out:	0
Number Substantiated:	0
Number Unsubstantiated:	0
Number Active CPS Investigations:	0



DHS, DFCS, Office of Provider Management

Performance-Based Placement Measures

RBWO Provider GA+SCORECARD - CPA



Report Quarter: Q1 FY2019

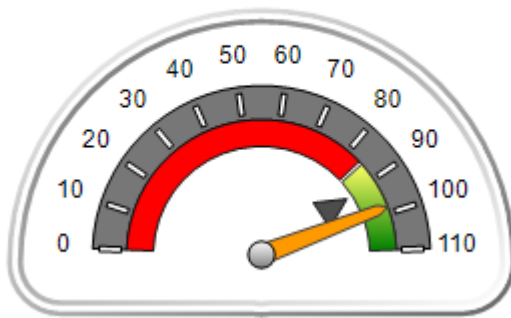
Provider/Program Name: National Youth Advocate Program - East Point/Decatur (4389) - CPA

315 W. Ponce de Leon Ave., Decatur, GA 30030	Quarterly Scores (Grades)		Current Quarter Score (Grade)
Phone: (404) 761-7997	Q1: 98.26 (A+)	Q2: N/A	98.26% (A+)
Vendor ID# 84761	Q3: N/A	Q4: N/A	
# New Foster Homes During Quarter: 1	# Children in Care During Quarter: 83	# Placements During Quarter: 86	# Children in Care On Last Day: 64

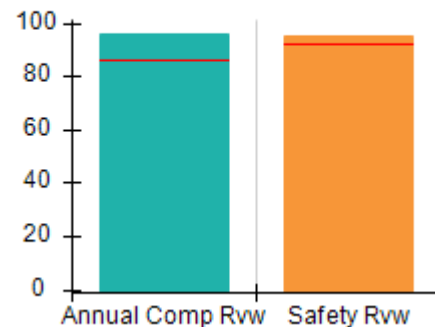
Quarterly Provider Comparisons to All CPAs

▼ — indicates average for all CPAs

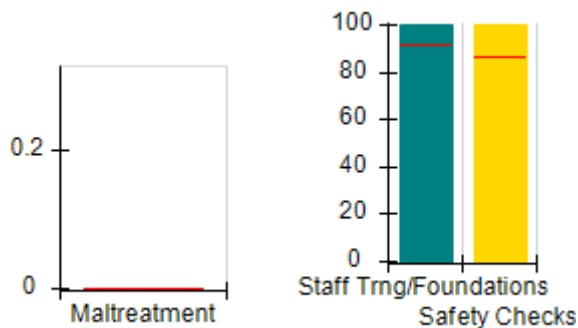
Overall Score (%)



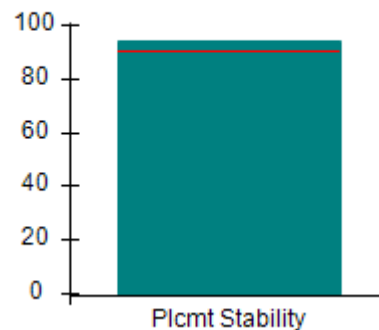
OPM Monitoring Reviews (%)



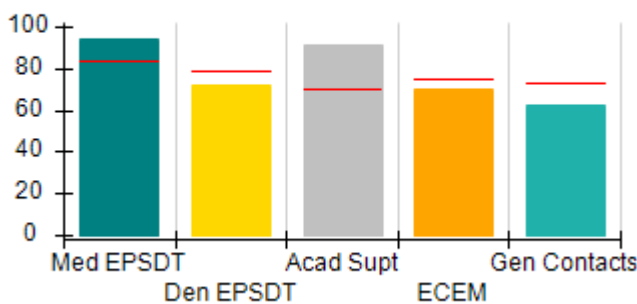
Safety Outcomes (%)



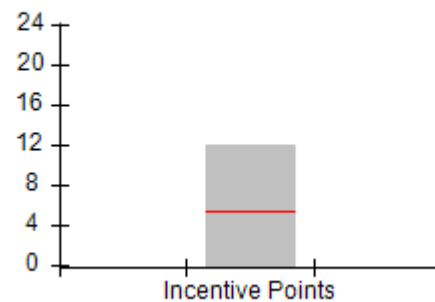
Permanency Outcomes (%)



Well-Being Outcomes (%)



Incentives Earned (Points)





DHS, DFCS, Office of Provider Management
Performance-Based Placement Measures
RBWO Provider GA+SCORECARD - CPA



Report Quarter: Q1 FY2019

Provider/Program Name: National Youth Advocate Program - East Point/Decatur (4389) - CPA

315 W. Ponce de Leon Ave., Decatur, GA 30030	Quarterly Scores (Grades)		Current Quarter Score (Grade)
Phone: (404) 761-7997	Q1: 98.26 (A+)	Q2: N/A	98.26% (A+)
Vendor ID# 84761	Q3: N/A	Q4: N/A	

# New Foster Homes During Quarter: 1	# Children in Care During Quarter: 83	# Placements During Quarter: 86	# Children in Care On Last Day: 64
--------------------------------------	---------------------------------------	---------------------------------	------------------------------------

	Avg Performance All CPAs (%)	Provider Performance (%)*	Possible Points (Weight)	Provider Points Earned
--	-------------------------------------	----------------------------------	---------------------------------	-------------------------------

OPM Monitoring Reviews

Annual Comprehensive Reviews	86%	96%	25	23.90
Safety Reviews	92%	95%	15	14.25
Monitoring Sub-Total			40	38.15

CPA Safety Outcomes

Incidence of Maltreatment	0.00%	No Substantiated Reports	10	10.00
Staff Training	92%	100%	5	5.00
Staff Safety Checks	86%	100%	5	5.00
Safety Sub-Total			20	20.00

CPA Permanency Outcomes

Placement Stability	91%	94%	15	14.10
Permanency Sub-Total			15	14.10

CPA Well-Being Outcomes

EPSDT Medical Visits	83%	94%	4	3.76
EPSDT Dental Visits	78%	72%	4	2.88
Academic Supports	70%	91%	3	2.73
Provider ECEM Visits	75%	70%	7	4.90
Provider General Contacts	73%	62%	7	4.34
Placements with Siblings	65%	58%	Not Scored	Not Scored
Placements within Legal County	19%	23%	Not Scored	Not Scored
Well-Being Sub-Total			25	18.61

*Performance calculation descriptions can be found in the FY 2019 RBWO PBP Measurements and Standards Guide.

Monitoring & Outcomes: Possible Points = 100	Points Earned: 90.86
Score Before Incentives Credit	90.86%
Incentives Awarded	10.00 pts
PBP Verification	-2.60 pts
Total Score	98.26%



DHS, DFCS, Office of Provider Management
Performance-Based Placement Measures
RBWO Provider GA+SCORECARD - CPA



Report Quarter: Q1 FY2019

Provider/Program Name: National Youth Advocate Program - East Point/Decatur (4389) - CPA

# New Foster Homes During Quarter: 1		# Children in Care During Quarter: 83	# Placements During Quarter: 86	# Children in Care On Last Day: 64
CPA Incentive Credits	Avg Performance All CPAs (%)	Provider Performance (%)*	Possible Points (Weight)	Provider Points Earned
Early EPSDT Medical Visits		64%	2	1.28
Early EPSDT Dental Visits		32%	2	0.64
Permanency Contacts		0%	5	0.00
Additional Academic Supports		0%	2	0.00
HS Grad/GED/Prof or Trade Certificate/College		N/A	10/5/5/1	5.00
EYSS Agreement		Not Eligible	5	
Community Connections		0%	4	0.00
Foster Hm Retention Rate (threshold = 90)		79%	2	0.00
Foster Hm Recruitment (threshold = 100)		125%	2	2.00
Active Agency Accreditation		50%	4	2.00
Staff Clinical Licensure		20%	5	1.00
Incentives Total	5.38			11.92
Maximum total combined incentive credit allowed is 10 points.			Incentives Awarded	10.00

*Performance calculation descriptions can be found in the FY 2019 RBWO PBP Measurements and Standards Guide.

Child Protective Services Investigations and Dispositions

The following investigations data, which is not used for scoring but is considered significant to a provider's performance, is from Georgia SHINES and is not considered final or complete until the end of the fiscal year.

Total Reports:	2
Number Screened In:	0
Number Screened Out:	2
Number Substantiated:	0
Number Unsubstantiated:	0
Number Active CPS Investigations:	0



DHS, DFCS, Office of Provider Management
Performance-Based Placement Measures
RBWO Provider GA+SCORECARD - CPA



Report Quarter: Q1 FY2019

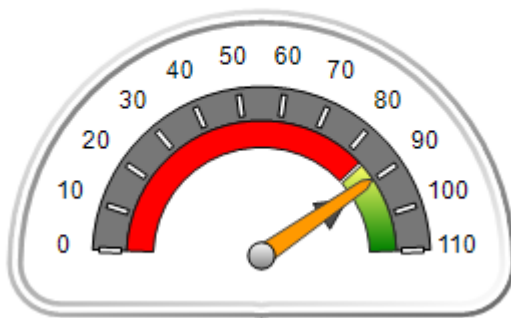
Provider/Program Name: National Youth Placement Corp, Inc. - Morrow (5141) - CPA

1115 Mount Zion Road, Morrow, GA 30260	Quarterly Scores (Grades)		Current Quarter Score (Grade)
Phone: 678-422-6064	Q1: 89.66 (B+)	Q2: N/A	89.66% (B+)
Vendor ID# 114767	Q3: N/A	Q4: N/A	
# New Foster Homes During Quarter: 1	# Children in Care During Quarter: 27	# Placements During Quarter: 27	# Children in Care On Last Day: 18

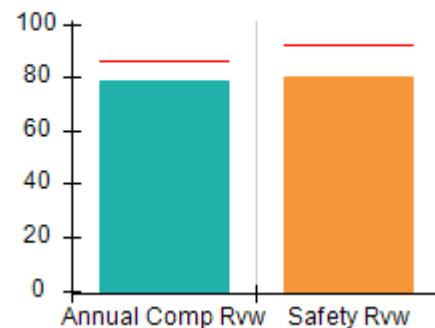
Quarterly Provider Comparisons to All CPAs

▼ — indicates average for all CPAs

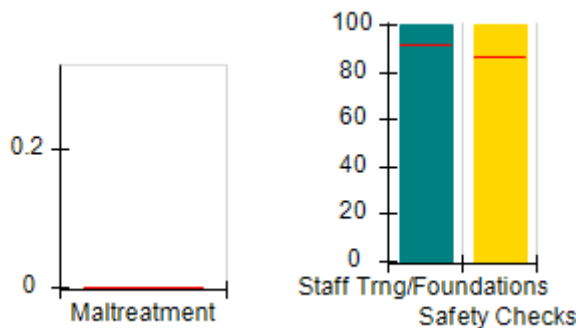
Overall Score (%)



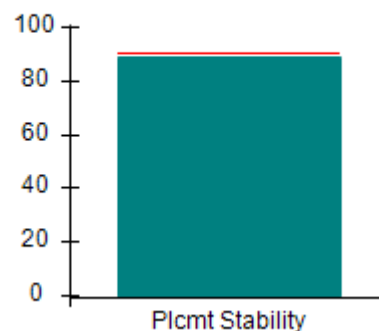
OPM Monitoring Reviews (%)



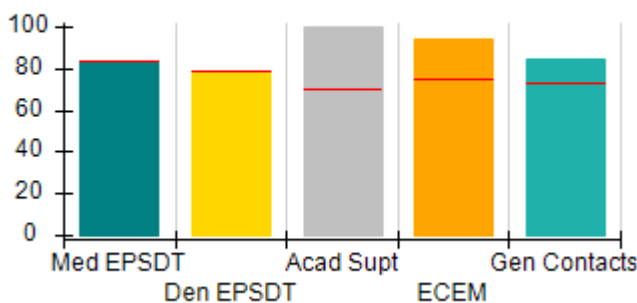
Safety Outcomes (%)



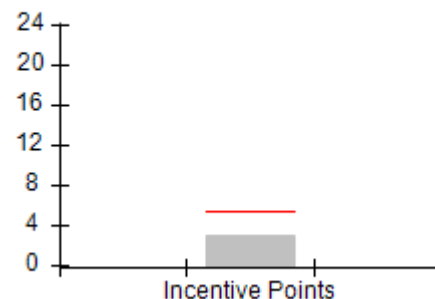
Permanency Outcomes (%)



Well-Being Outcomes (%)



Incentives Earned (Points)





DHS, DFCS, Office of Provider Management
Performance-Based Placement Measures
RBWO Provider GA+SCORECARD - CPA



Report Quarter: Q1 FY2019

Provider/Program Name: National Youth Placement Corp, Inc. - Morrow (5141) - CPA

1115 Mount Zion Road, Morrow, GA 30260	Quarterly Scores (Grades)		Current Quarter Score (Grade)
Phone: 678-422-6064	Q1: 89.66 (B+)	Q2: N/A	89.66% (B+)
Vendor ID# 114767	Q3: N/A	Q4: N/A	

# New Foster Homes During Quarter: 1	# Children in Care During Quarter: 27	# Placements During Quarter: 27	# Children in Care On Last Day: 18
--------------------------------------	---------------------------------------	---------------------------------	------------------------------------

	Avg Performance All CPAs (%)	Provider Performance (%)*	Possible Points (Weight)	Provider Points Earned
--	------------------------------	---------------------------	--------------------------	------------------------

OPM Monitoring Reviews

Annual Comprehensive Reviews	86%	78%	25	19.57
Safety Reviews	92%	80%	15	12.00
Monitoring Sub-Total			40	31.57

CPA Safety Outcomes

Incidence of Maltreatment	0.00%	No Substantiated Reports	10	10.00
Staff Training	92%	100%	5	5.00
Staff Safety Checks	86%	100%	5	5.00
Safety Sub-Total			20	20.00

CPA Permanency Outcomes

Placement Stability	91%	89%	15	13.35
Permanency Sub-Total			15	13.35

CPA Well-Being Outcomes

EPSDT Medical Visits	83%	83%	4	3.32
EPSDT Dental Visits	78%	78%	4	3.12
Academic Supports	70%	100%	3	3.00
Provider ECEM Visits	75%	94%	7	6.58
Provider General Contacts	73%	84%	7	5.88
Placements with Siblings	65%	0%	Not Scored	Not Scored
Placements within Legal County	19%	29%	Not Scored	Not Scored
Well-Being Sub-Total			25	21.90

*Performance calculation descriptions can be found in the FY 2019 RBWO PBP Measurements and Standards Guide.

Monitoring & Outcomes: Possible Points = 100	Points Earned: 86.82
Score Before Incentives Credit	86.82%
Incentives Awarded	2.84 pts
PBP Verification	N/A pts
Total Score	89.66%



DHS, DFCS, Office of Provider Management
Performance-Based Placement Measures
RBWO Provider GA+SCORECARD - CPA



Report Quarter: Q1 FY2019

Provider/Program Name: National Youth Placement Corp, Inc. - Morrow (5141) - CPA

# New Foster Homes During Quarter: 1		# Children in Care During Quarter: 27	# Placements During Quarter: 27	# Children in Care On Last Day: 18
CPA Incentive Credits	Avg Performance All CPAs (%)	Provider Performance (%)*	Possible Points (Weight)	Provider Points Earned
Early EPSDT Medical Visits		57%	2	1.14
Early EPSDT Dental Visits		60%	2	1.20
Permanency Contacts		0%	5	0.00
Additional Academic Supports		0%	2	0.00
HS Grad/GED/Prof or Trade Certificate/College		N/A	10/5/5/1	
EYSS Agreement		Not Eligible	5	
Community Connections		0%	4	0.00
Foster Hm Retention Rate (threshold = 90)		83%	2	0.00
Foster Hm Recruitment (threshold = 100)		33%	2	0.00
Active Agency Accreditation		0%	4	0.00
Staff Clinical Licensure		10%	5	0.50
Incentives Total	5.38			2.84
Maximum total combined incentive credit allowed is 10 points.			Incentives Awarded	2.84

*Performance calculation descriptions can be found in the FY 2019 RBWO PBP Measurements and Standards Guide.

Child Protective Services Investigations and Dispositions

The following investigations data, which is not used for scoring but is considered significant to a provider's performance, is from Georgia SHINES and is not considered final or complete until the end of the fiscal year.

Total Reports:	0
Number Screened In:	0
Number Screened Out:	0
Number Substantiated:	0
Number Unsubstantiated:	0
Number Active CPS Investigations:	0



DHS, DFCS, Office of Provider Management
Performance-Based Placement Measures
RBWO Provider GA+SCORECARD - CPA



Report Quarter: Q1 FY2019

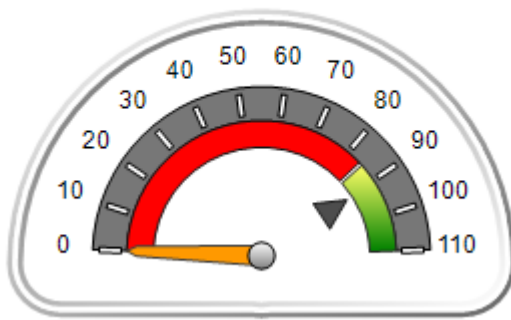
Provider/Program Name: National Youth Placement Corp, Inc. - Norcross (5323) - CPA

4056 Wetherburn Way, Norcross, GA 30092	Quarterly Scores (Grades)		Current Quarter Score (Grade)
Phone: 678-736-4340	Q1: N/A	Q2: N/A	N/A%
Vendor ID# 155552	Q3: N/A	Q4: N/A	
# New Foster Homes During Quarter: 0	# Children in Care During Quarter: 0	# Placements During Quarter: 0	# Children in Care On Last Day: 0

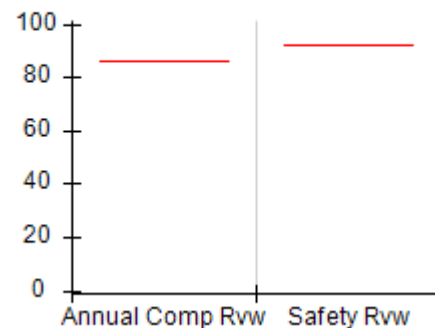
Quarterly Provider Comparisons to All CPAs

▼ — indicates average for all CPAs

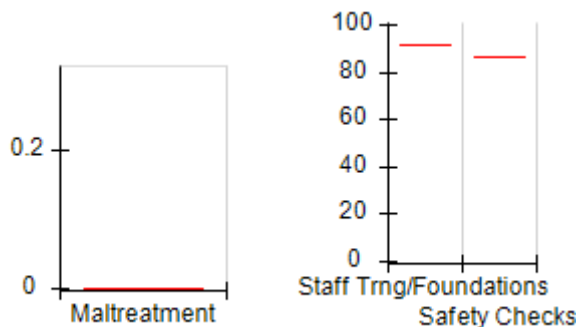
Overall Score (%)



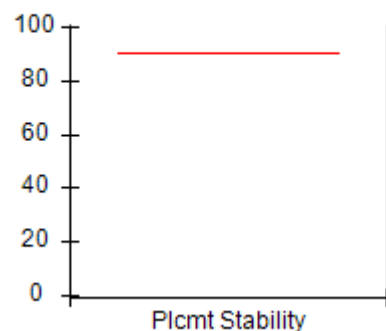
OPM Monitoring Reviews (%)



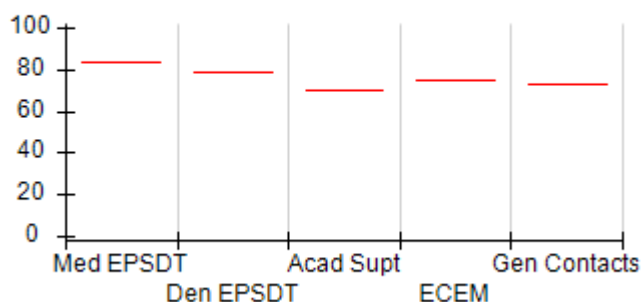
Safety Outcomes (%)



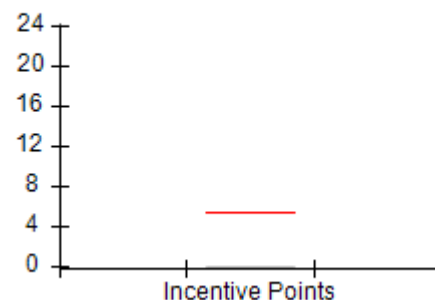
Permanency Outcomes (%)



Well-Being Outcomes (%)



Incentives Earned (Points)





DHS, DFCS, Office of Provider Management
Performance-Based Placement Measures
RBWO Provider GA+SCORECARD - CPA



Report Quarter: Q1 FY2019

Provider/Program Name: National Youth Placement Corp, Inc. - Norcross (5323) - CPA				
4056 Wetherburn Way, Norcross, GA 30092	Quarterly Scores (Grades)		Current Quarter Score (Grade)	
Phone: 678-736-4340	Q1: N/A	Q2: N/A	N/A% (F)	
Vendor ID# 155552	Q3: N/A	Q4: N/A		
# New Foster Homes During Quarter: 0	# Children in Care During Quarter: 0	# Placements During Quarter: 0	# Children in Care On Last Day: 0	
	Avg Performance All CPAs (%)	Provider Performance (%)*	Possible Points (Weight)	Provider Points Earned
OPM Monitoring Reviews				
Annual Comprehensive Reviews	86%	Not Yet Conducted		
Safety Reviews	92%	Not Yet Conducted		
Monitoring Sub-Total				0.00
CPA Safety Outcomes				
Incidence of Maltreatment	0.00%	Not Eligible		
Staff Training	92%	Not Eligible		
Staff Safety Checks	86%	Not Eligible		
Safety Sub-Total			N/A	
CPA Permanency Outcomes				
Placement Stability	91%	Not Eligible		
Permanency Sub-Total			N/A	
CPA Well-Being Outcomes				
EPSDT Medical Visits	83%	Not Eligible		
EPSDT Dental Visits	78%	Not Eligible		
Academic Supports	70%	Not Eligible		
Provider ECEM Visits	75%	Not Eligible		
Provider General Contacts	73%	Not Eligible		
Placements with Siblings	65%	Not Eligible	Not Scored	Not Scored
Placements within Legal County	19%	Not Eligible	Not Scored	Not Scored
Well-Being Sub-Total			N/A	
*Performance calculation descriptions can be found in the FY 2019 RBWO PBP Measurements and Standards Guide.				

Monitoring & Outcomes: Possible Points = 0	Points Earned: N/A
Score Before Incentives Credit	N/A
Incentives Awarded	0.00 pts
PBP Verification	N/A pts
Total Score	N/A%



DHS, DFCS, Office of Provider Management
Performance-Based Placement Measures
RBWO Provider GA+SCORECARD - CPA



Report Quarter: Q1 FY2019

Provider/Program Name: National Youth Placement Corp, Inc. - Norcross (5323) - CPA

# New Foster Homes During Quarter: 0		# Children in Care During Quarter: 0	# Placements During Quarter: 0	# Children in Care On Last Day: 0
CPA Incentive Credits	Avg Performance All CPAs (%)	Provider Performance (%)*	Possible Points (Weight)	Provider Points Earned
Early EPSDT Medical Visits		Not Eligible	2	
Early EPSDT Dental Visits		Not Eligible	2	
Permanency Contacts		None Planned	5	
Additional Academic Supports		Not Eligible	2	
HS Grad/GED/Prof or Trade Certificate/College		N/A	10/5/5/1	
EYSS Agreement		Not Eligible	5	
Community Connections		Not Eligible	4	
Foster Hm Retention Rate (threshold = 90)		Not Eligible	2	0.00
Foster Hm Recruitment (threshold = 100)		0%	2	0.00
Active Agency Accreditation		0%	4	0.00
Staff Clinical Licensure		0%	5	0.00
Incentives Total	5.38			0.00
Maximum total combined incentive credit allowed is 10 points.			Incentives Awarded	0.00

*Performance calculation descriptions can be found in the FY 2019 RBWO PBP Measurements and Standards Guide.

Child Protective Services Investigations and Dispositions

The following investigations data, which is not used for scoring but is considered significant to a provider's performance, is from Georgia SHINES and is not considered final or complete until the end of the fiscal year.

Total Reports:	0	
Number Screened In:	0	
Number Screened Out:	0	
Number Substantiated:	0	
Number Unsubstantiated:	0	
Number Active CPS Investigations:	0	



DHS, DFCS, Office of Provider Management

Performance-Based Placement Measures

RBWO Provider GA+SCORECARD - CPA



Report Quarter: Q1 FY2019

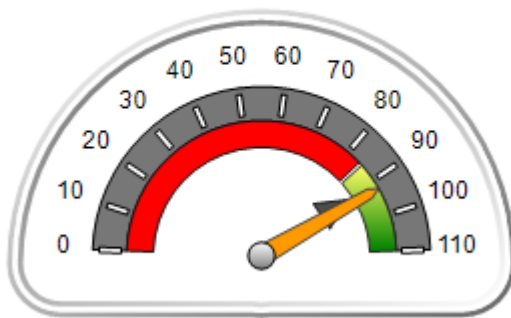
Provider/Program Name: Neighbor to Family - Chatham County (4960) - CPA

801 Green St., Augusta, GA 30901	Quarterly Scores (Grades)		Current Quarter Score (Grade)
Phone: 706-396-2180	Q1: 92.64 (A-)	Q2: N/A	92.64% (A-)
Vendor ID# 89583	Q3: N/A	Q4: N/A	
# New Foster Homes During Quarter: 0	# Children in Care During Quarter: 0	# Placements During Quarter: 0	# Children in Care On Last Day: 0

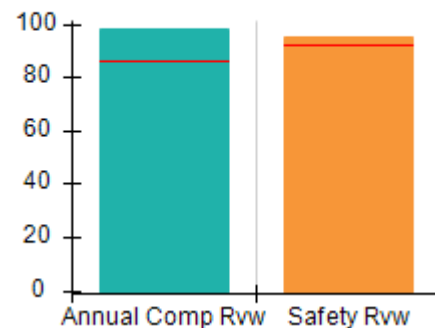
Quarterly Provider Comparisons to All CPAs

▼ — indicates average for all CPAs

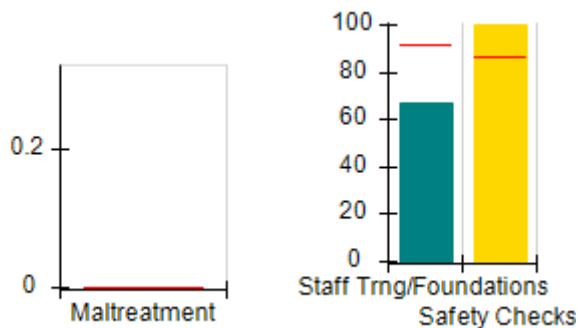
Overall Score (%)



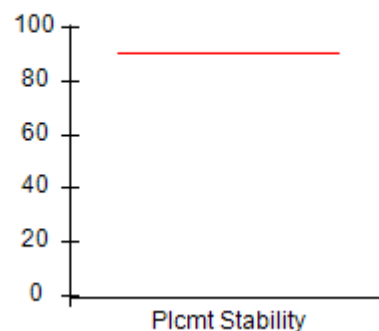
OPM Monitoring Reviews (%)



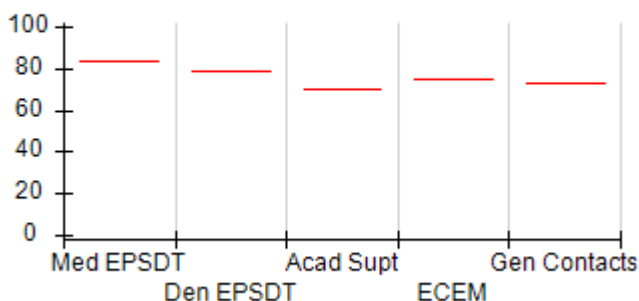
Safety Outcomes (%)




Permanency Outcomes (%)



Well-Being Outcomes (%)



Incentives Earned (Points)





DHS, DFCS, Office of Provider Management
Performance-Based Placement Measures
RBWO Provider GA+SCORECARD - CPA



Report Quarter: Q1 FY2019

Provider/Program Name: Neighbor to Family - Chatham County (4960) - CPA				
801 Green St., Augusta, GA 30901	Quarterly Scores (Grades)		Current Quarter Score (Grade)	
Phone: 706-396-2180	Q1: 92.64 (A-)	Q2: N/A	92.64% (A-)	
Vendor ID# 89583	Q3: N/A	Q4: N/A		
# New Foster Homes During Quarter: 0	# Children in Care During Quarter: 0	# Placements During Quarter: 0	# Children in Care On Last Day: 0	
	Avg Performance All CPAs (%)	Provider Performance (%)*	Possible Points (Weight)	Provider Points Earned
OPM Monitoring Reviews				
Annual Comprehensive Reviews	86%	98%	25	24.58
Safety Reviews	92%	95%	15	14.30
Monitoring Sub-Total			40	38.88
CPA Safety Outcomes				
Incidence of Maltreatment	0.00%	Not Eligible		
Staff Training	92%	67%	10	6.70
Staff Safety Checks	86%	100%	10	10.00
Safety Sub-Total			20	16.70
CPA Permanency Outcomes				
Placement Stability	91%	Not Eligible		
Permanency Sub-Total			N/A	
CPA Well-Being Outcomes				
EPSDT Medical Visits	83%	Not Eligible		
EPSDT Dental Visits	78%	Not Eligible		
Academic Supports	70%	Not Eligible		
Provider ECEM Visits	75%	Not Eligible		
Provider General Contacts	73%	Not Eligible		
Placements with Siblings	65%	Not Eligible	Not Scored	Not Scored
Placements within Legal County	19%	Not Eligible	Not Scored	Not Scored
Well-Being Sub-Total			N/A	

*Performance calculation descriptions can be found in the FY 2019 RBWO PBP Measurements and Standards Guide.

Monitoring & Outcomes: Possible Points = 60	Points Earned: 55.58
Score Before Incentives Credit	92.64%
Incentives Awarded	0.00 pts
PBP Verification	N/A pts
Total Score	92.64%



DHS, DFCS, Office of Provider Management
Performance-Based Placement Measures
RBWO Provider GA+SCORECARD - CPA



Report Quarter: Q1 FY2019

Provider/Program Name: Neighbor to Family - Chatham County (4960) - CPA

# New Foster Homes During Quarter: 0		# Children in Care During Quarter: 0	# Placements During Quarter: 0	# Children in Care On Last Day: 0
CPA Incentive Credits	Avg Performance All CPAs (%)	Provider Performance (%)*	Possible Points (Weight)	Provider Points Earned
Early EPSDT Medical Visits		Not Eligible	2	
Early EPSDT Dental Visits		Not Eligible	2	
Permanency Contacts		None Planned	5	
Additional Academic Supports		Not Eligible	2	
HS Grad/GED/Prof or Trade Certificate/College		N/A	10/5/5/1	
EYSS Agreement		Not Eligible	5	
Community Connections		Not Eligible	4	
Foster Hm Retention Rate (threshold = 90)		Not Eligible	2	0.00
Foster Hm Recruitment (threshold = 100)		0%	2	0.00
Active Agency Accreditation		0%	4	0.00
Staff Clinical Licensure		0%	5	0.00
Incentives Total	5.38			0.00
Maximum total combined incentive credit allowed is 10 points.			Incentives Awarded	0.00

*Performance calculation descriptions can be found in the FY 2019 RBWO PBP Measurements and Standards Guide.

Child Protective Services Investigations and Dispositions

The following investigations data, which is not used for scoring but is considered significant to a provider's performance, is from Georgia SHINES and is not considered final or complete until the end of the fiscal year.

Total Reports:	0	
Number Screened In:	0	
Number Screened Out:	0	
Number Substantiated:	0	
Number Unsubstantiated:	0	
Number Active CPS Investigations:	0	



DHS, DFCS, Office of Provider Management
Performance-Based Placement Measures
RBWO Provider GA+SCORECARD - CPA



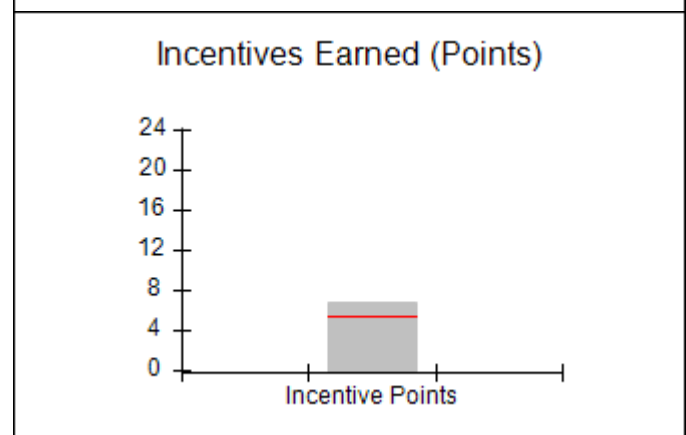
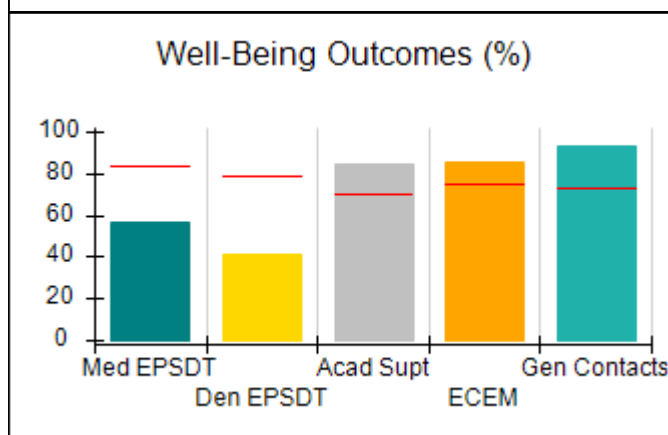
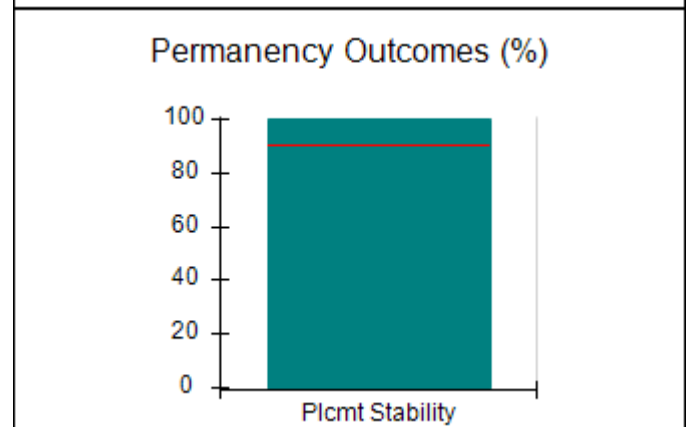
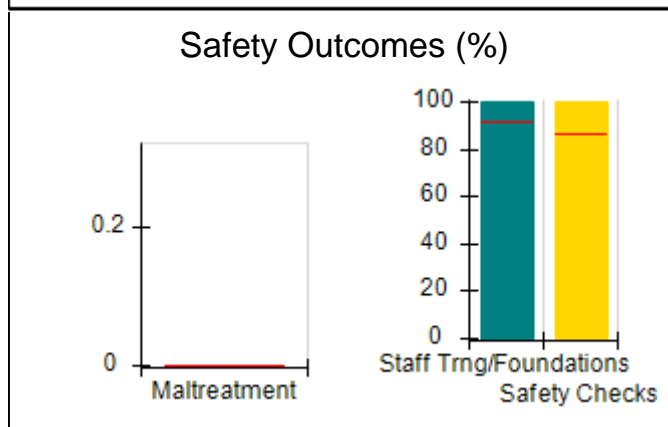
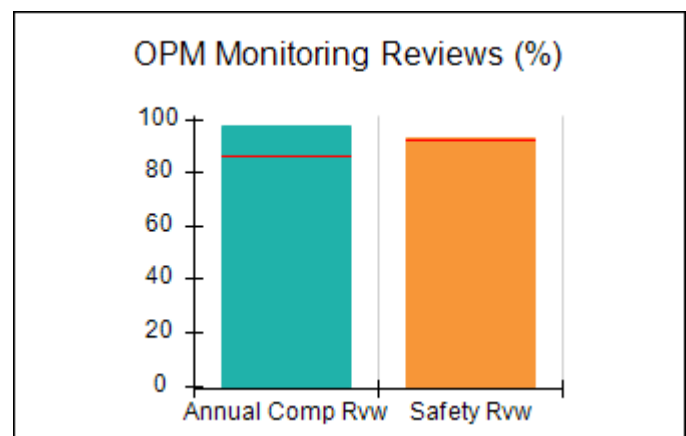
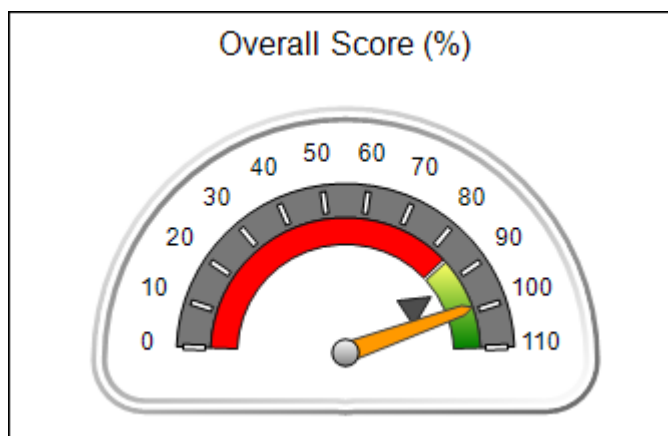
Report Quarter: Q1 FY2019

Provider/Program Name: Neighbor to Family - Dekalb County (1031) - CPA

2075 West Park Place Blvd., Stone Mountain, GA 30087	Quarterly Scores (Grades)		Current Quarter Score (Grade)
Phone: 404-486-5831	Q1: 98.92 (A+)	Q2: N/A	98.92% (A+)
Vendor ID# 35503	Q3: N/A	Q4: N/A	
# New Foster Homes During Quarter: 2	# Children in Care During Quarter: 55	# Placements During Quarter: 56	# Children in Care On Last Day: 43

Quarterly Provider Comparisons to All CPAs

▼ — indicates average for all CPAs





DHS, DFCS, Office of Provider Management
Performance-Based Placement Measures
RBWO Provider GA+SCORECARD - CPA



Report Quarter: Q1 FY2019

Provider/Program Name: Neighbor to Family - Dekalb County (1031) - CPA				
2075 West Park Place Blvd., Stone Mountain, GA 30087		Quarterly Scores (Grades)		Current Quarter Score (Grade)
Phone: 404-486-5831		Q1: 98.92 (A+)	Q2: N/A	98.92% (A+)
Vendor ID# 35503		Q3: N/A	Q4: N/A	
# New Foster Homes During Quarter: 2		# Children in Care During Quarter: 55	# Placements During Quarter: 56	# Children in Care On Last Day: 43
	Avg Performance All CPAs (%)	Provider Performance (%)*	Possible Points (Weight)	Provider Points Earned
OPM Monitoring Reviews				
Annual Comprehensive Reviews	86%	97%	25	24.29
Safety Reviews	92%	93%	15	13.95
Monitoring Sub-Total			40	38.24
CPA Safety Outcomes				
Incidence of Maltreatment	0.00%	No Substantiated Reports	10	10.00
Staff Training	92%	100%	5	5.00
Staff Safety Checks	86%	100%	5	5.00
Safety Sub-Total			20	20.00
CPA Permanency Outcomes				
Placement Stability	91%	100%	15	15.00
Permanency Sub-Total			15	15.00
CPA Well-Being Outcomes				
EPSDT Medical Visits	83%	57%	4	2.28
EPSDT Dental Visits	78%	41%	4	1.64
Academic Supports	70%	84%	3	2.52
Provider ECEM Visits	75%	85%	7	5.95
Provider General Contacts	73%	93%	7	6.51
Placements with Siblings	65%	70%	Not Scored	Not Scored
Placements within Legal County	19%	42%	Not Scored	Not Scored
Well-Being Sub-Total			25	18.90

*Performance calculation descriptions can be found in the FY 2019 RBWO PBP Measurements and Standards Guide.

Monitoring & Outcomes: Possible Points = 100	Points Earned: 92.14
Score Before Incentives Credit	92.14%
Incentives Awarded	6.78 pts
PBP Verification	0.00 pts
Total Score	98.92%



DHS, DFCS, Office of Provider Management
Performance-Based Placement Measures
RBWO Provider GA+SCORECARD - CPA
Report Quarter: Q1 FY2019



Provider/Program Name: Neighbor to Family - Dekalb County (1031) - CPA

# New Foster Homes During Quarter: 2		# Children in Care During Quarter: 55	# Placements During Quarter: 56	# Children in Care On Last Day: 43
CPA Incentive Credits	Avg Performance All CPAs (%)	Provider Performance (%)*	Possible Points (Weight)	Provider Points Earned
Early EPSDT Medical Visits		6%	2	0.12
Early EPSDT Dental Visits		8%	2	0.16
Permanency Contacts		0%	5	0.00
Additional Academic Supports		0%	2	0.00
HS Grad/GED/Prof or Trade Certificate/College		N/A	10/5/5/1	
EYSS Agreement		Not Eligible	5	
Community Connections		0%	4	0.00
Foster Hm Retention Rate (threshold = 90)		100%	2	2.00
Foster Hm Recruitment (threshold = 100)		133%	2	2.00
Active Agency Accreditation		50%	4	2.00
Staff Clinical Licensure		10%	5	0.50
Incentives Total	5.38			6.78
Maximum total combined incentive credit allowed is 10 points.			Incentives Awarded	6.78

*Performance calculation descriptions can be found in the FY 2019 RBWO PBP Measurements and Standards Guide.

Child Protective Services Investigations and Dispositions

The following investigations data, which is not used for scoring but is considered significant to a provider's performance, is from Georgia SHINES and is not considered final or complete until the end of the fiscal year.

Total Reports:	1
Number Screened In:	1
Number Screened Out:	0
Number Substantiated:	0
Number Unsubstantiated:	1
Number Active CPS Investigations:	0



DHS, DFCS, Office of Provider Management

Performance-Based Placement Measures

RBWO Provider GA+SCORECARD - CPA



Report Quarter: Q1 FY2019

Provider/Program Name: Neighbor to Family - Douglas County (1033) - CPA

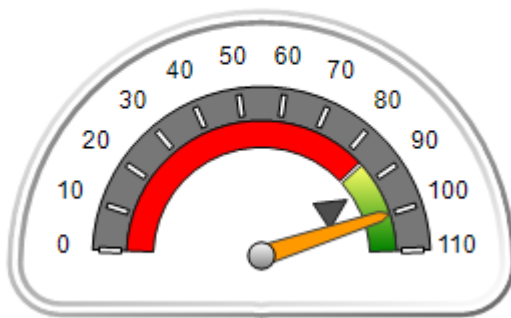
2075 West Park Place Blvd., Stone Mountain, GA 30087	Quarterly Scores (Grades)		Current Quarter Score (Grade)
Phone: 770-465-5170	Q1: 99.91 (A+)	Q2: N/A	99.91% (A+)
Vendor ID# 35502	Q3: N/A	Q4: N/A	
# New Foster Homes During Quarter: 0	# Children in Care During Quarter: 7	# Placements During Quarter: 7	# Children in Care On Last Day: 5

Quarterly Provider Comparisons to All CPAs

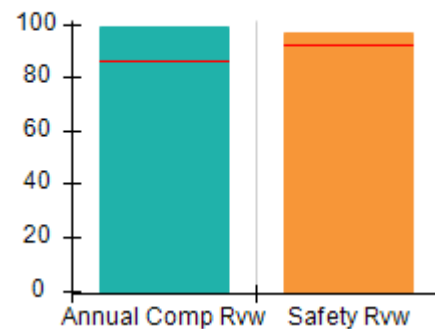


— indicates average for all CPAs

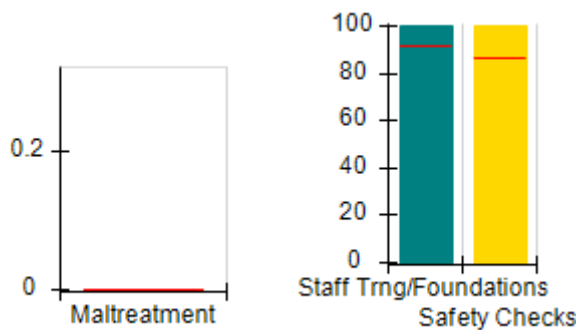
Overall Score (%)



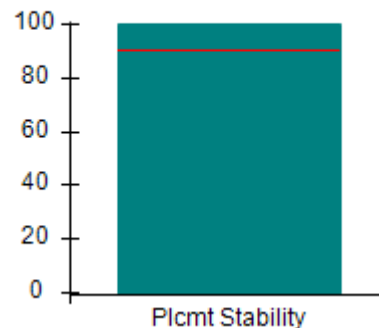
OPM Monitoring Reviews (%)



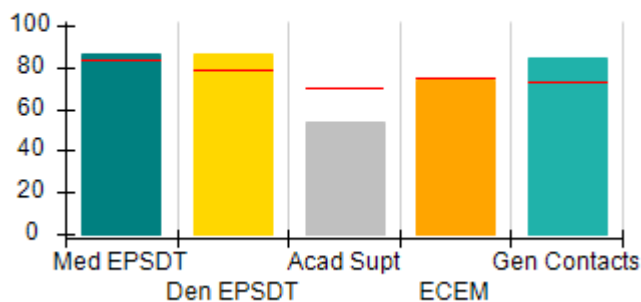
Safety Outcomes (%)



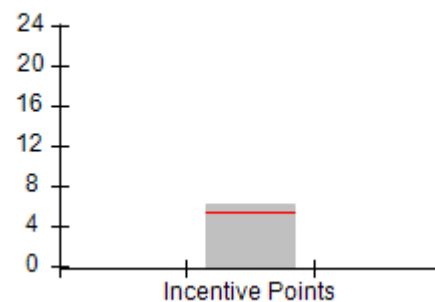
Permanency Outcomes (%)



Well-Being Outcomes (%)



Incentives Earned (Points)





DHS, DFCS, Office of Provider Management
Performance-Based Placement Measures
RBWO Provider GA+SCORECARD - CPA



Report Quarter: Q1 FY2019

Provider/Program Name: Neighbor to Family - Douglas County (1033) - CPA				
2075 West Park Place Blvd., Stone Mountain, GA 30087		Quarterly Scores (Grades)		Current Quarter Score (Grade)
Phone: 770-465-5170		Q1: 99.91 (A+)	Q2: N/A	99.91% (A+)
Vendor ID# 35502		Q3: N/A	Q4: N/A	
# New Foster Homes During Quarter: 0		# Children in Care During Quarter: 7	# Placements During Quarter: 7	# Children in Care On Last Day: 5
	Avg Performance All CPAs (%)	Provider Performance (%)*	Possible Points (Weight)	Provider Points Earned
OPM Monitoring Reviews				
Annual Comprehensive Reviews	86%	99%	25	24.75
Safety Reviews	92%	96%	15	14.45
Monitoring Sub-Total			40	39.20
CPA Safety Outcomes				
Incidence of Maltreatment	0.00%	No Substantiated Reports	10	10.00
Staff Training	92%	100%	5	5.00
Staff Safety Checks	86%	100%	5	5.00
Safety Sub-Total			20	20.00
CPA Permanency Outcomes				
Placement Stability	91%	100%	15	15.00
Permanency Sub-Total			15	15.00
CPA Well-Being Outcomes				
EPSDT Medical Visits	83%	86%	4	3.44
EPSDT Dental Visits	78%	86%	4	3.44
Academic Supports	70%	54%	3	1.62
Provider ECEM Visits	75%	74%	7	5.18
Provider General Contacts	73%	84%	7	5.88
Placements with Siblings	65%	Not Eligible	Not Scored	Not Scored
Placements within Legal County	19%	Not Eligible	Not Scored	Not Scored
Well-Being Sub-Total			25	19.56

*Performance calculation descriptions can be found in the FY 2019 RBWO PBP Measurements and Standards Guide.

Monitoring & Outcomes: Possible Points = 100	Points Earned: 93.76
Score Before Incentives Credit	93.76%
Incentives Awarded	6.15 pts
PBP Verification	N/A pts
Total Score	99.91%



DHS, DFCS, Office of Provider Management
Performance-Based Placement Measures
RBWO Provider GA+SCORECARD - CPA
Report Quarter: Q1 FY2019



Provider/Program Name: Neighbor to Family - Douglas County (1033) - CPA

# New Foster Homes During Quarter: 0		# Children in Care During Quarter: 7	# Placements During Quarter: 7	# Children in Care On Last Day: 5
CPA Incentive Credits	Avg Performance All CPAs (%)	Provider Performance (%)*	Possible Points (Weight)	Provider Points Earned
Early EPSDT Medical Visits		50%	2	1.00
Early EPSDT Dental Visits		50%	2	1.00
Permanency Contacts		33%	5	1.65
Additional Academic Supports		0%	2	0.00
HS Grad/GED/Prof or Trade Certificate/College		N/A	10/5/5/1	
EYSS Agreement		Not Eligible	5	
Community Connections		0%	4	0.00
Foster Hm Retention Rate (threshold = 90)		100%	2	2.00
Foster Hm Recruitment (threshold = 100)		0%	2	0.00
Active Agency Accreditation		0%	4	0.00
Staff Clinical Licensure		10%	5	0.50
Incentives Total	5.38			6.15
Maximum total combined incentive credit allowed is 10 points.			Incentives Awarded	6.15
*Performance calculation descriptions can be found in the FY 2019 RBWO PBP Measurements and Standards Guide.				

Child Protective Services Investigations and Dispositions

The following investigations data, which is not used for scoring but is considered significant to a provider's performance, is from Georgia SHINES and is not considered final or complete until the end of the fiscal year.

Total Reports:	0	
Number Screened In:	0	
Number Screened Out:	0	
Number Substantiated:	0	
Number Unsubstantiated:	0	
Number Active CPS Investigations:	0	



DHS, DFCS, Office of Provider Management
Performance-Based Placement Measures
RBWO Provider GA+SCORECARD - CPA



Report Quarter: Q1 FY2019

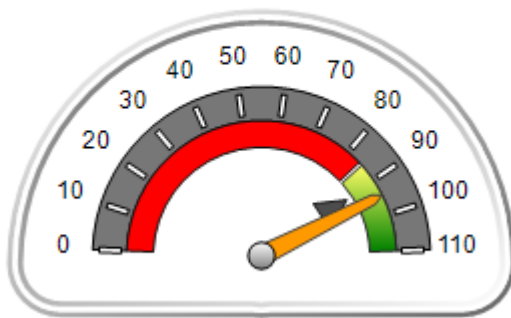
Provider/Program Name: Neighbor to Family - Fulton County (774) - CPA

2075 West Park Place Blvd., Stone Mountain, GA 30087	Quarterly Scores (Grades)		Current Quarter Score (Grade)
Phone: 404-315-0100	Q1: 94.64 (A)	Q2: N/A	94.64% (A)
Vendor ID# 35505	Q3: N/A	Q4: N/A	
# New Foster Homes During Quarter: 0	# Children in Care During Quarter: 31	# Placements During Quarter: 31	# Children in Care On Last Day: 24

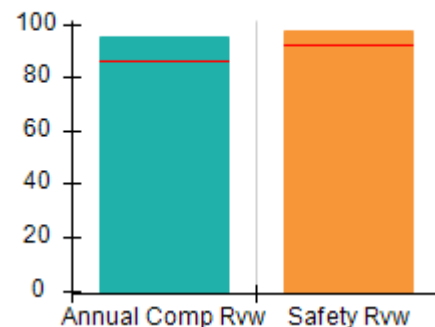
Quarterly Provider Comparisons to All CPAs

▼ — indicates average for all CPAs

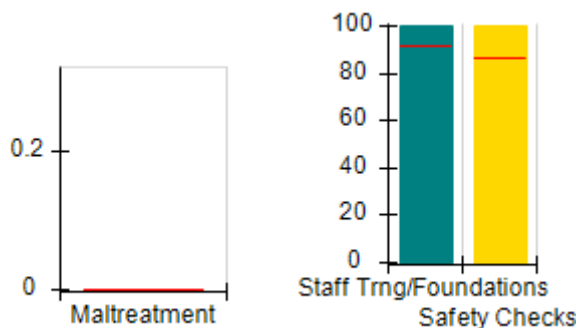
Overall Score (%)



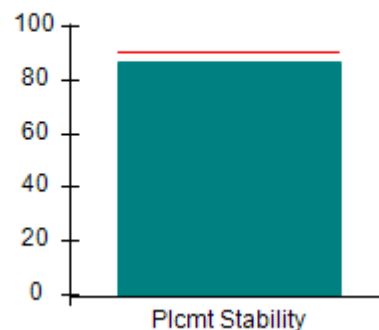
OPM Monitoring Reviews (%)



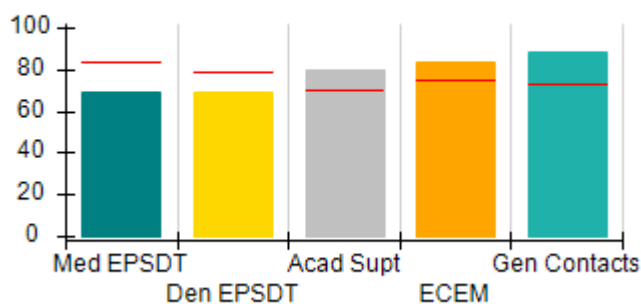
Safety Outcomes (%)



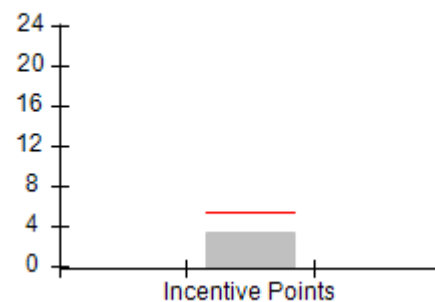
Permanency Outcomes (%)



Well-Being Outcomes (%)



Incentives Earned (Points)





DHS, DFCS, Office of Provider Management
Performance-Based Placement Measures
RBWO Provider GA+SCORECARD - CPA



Report Quarter: Q1 FY2019

Provider/Program Name: Neighbor to Family - Fulton County (774) - CPA				
2075 West Park Place Blvd., Stone Mountain, GA 30087		Quarterly Scores (Grades)		Current Quarter Score (Grade)
Phone: 404-315-0100		Q1: 94.64 (A)	Q2: N/A	94.64% (A)
Vendor ID# 35505		Q3: N/A	Q4: N/A	
# New Foster Homes During Quarter: 0		# Children in Care During Quarter: 31	# Placements During Quarter: 31	# Children in Care On Last Day: 24
	Avg Performance All CPAs (%)	Provider Performance (%)*	Possible Points (Weight)	Provider Points Earned
OPM Monitoring Reviews				
Annual Comprehensive Reviews	86%	95%	25	23.73
Safety Reviews	92%	97%	15	14.61
Monitoring Sub-Total			40	38.34
CPA Safety Outcomes				
Incidence of Maltreatment	0.00%	No Substantiated Reports	10	10.00
Staff Training	92%	100%	5	5.00
Staff Safety Checks	86%	100%	5	5.00
Safety Sub-Total			20	20.00
CPA Permanency Outcomes				
Placement Stability	91%	87%	15	13.05
Permanency Sub-Total			15	13.05
CPA Well-Being Outcomes				
EPSDT Medical Visits	83%	69%	4	2.76
EPSDT Dental Visits	78%	69%	4	2.76
Academic Supports	70%	80%	3	2.40
Provider ECEM Visits	75%	83%	7	5.81
Provider General Contacts	73%	88%	7	6.16
Placements with Siblings	65%	23%	Not Scored	Not Scored
Placements within Legal County	19%	0%	Not Scored	Not Scored
Well-Being Sub-Total			25	19.89

*Performance calculation descriptions can be found in the FY 2019 RBWO PBP Measurements and Standards Guide.

Monitoring & Outcomes: Possible Points = 100	Points Earned: 91.28
Score Before Incentives Credit	91.28%
Incentives Awarded	3.36 pts
PBP Verification	0.00 pts
Total Score	94.64%



DHS, DFCS, Office of Provider Management
Performance-Based Placement Measures
RBWO Provider GA+SCORECARD - CPA
Report Quarter: Q1 FY2019



Provider/Program Name: Neighbor to Family - Fulton County (774) - CPA

# New Foster Homes During Quarter: 0		# Children in Care During Quarter: 31	# Placements During Quarter: 31	# Children in Care On Last Day: 24
CPA Incentive Credits	Avg Performance All CPAs (%)	Provider Performance (%)*	Possible Points (Weight)	Provider Points Earned
Early EPSDT Medical Visits		0%	2	0.00
Early EPSDT Dental Visits		43%	2	0.86
Permanency Contacts		0%	5	0.00
Additional Academic Supports		0%	2	0.00
HS Grad/GED/Prof or Trade Certificate/College		N/A	10/5/5/1	
EYSS Agreement		Not Eligible	5	
Community Connections		0%	4	0.00
Foster Hm Retention Rate (threshold = 90)		82%	2	0.00
Foster Hm Recruitment (threshold = 100)		0%	2	0.00
Active Agency Accreditation		50%	4	2.00
Staff Clinical Licensure		10%	5	0.50
Incentives Total	5.38			3.36
Maximum total combined incentive credit allowed is 10 points.			Incentives Awarded	3.36

*Performance calculation descriptions can be found in the FY 2019 RBWO PBP Measurements and Standards Guide.

Child Protective Services Investigations and Dispositions

The following investigations data, which is not used for scoring but is considered significant to a provider's performance, is from Georgia SHINES and is not considered final or complete until the end of the fiscal year.

Total Reports:	4
Number Screened In:	3
Number Screened Out:	1
Number Substantiated:	0
Number Unsubstantiated:	3
Number Active CPS Investigations:	0

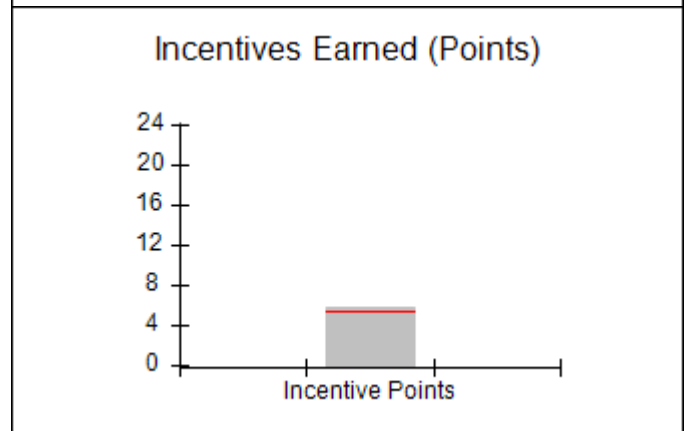
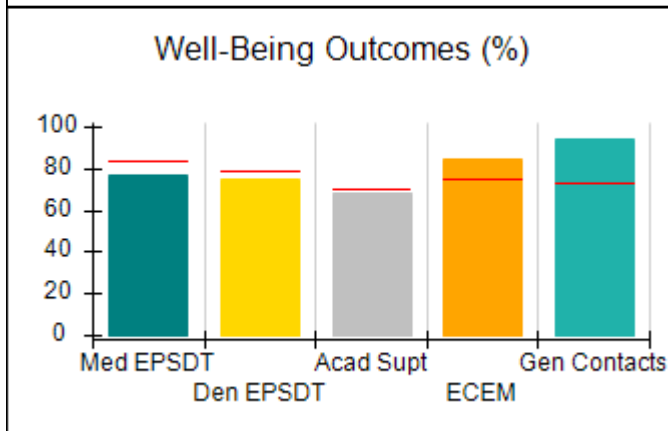
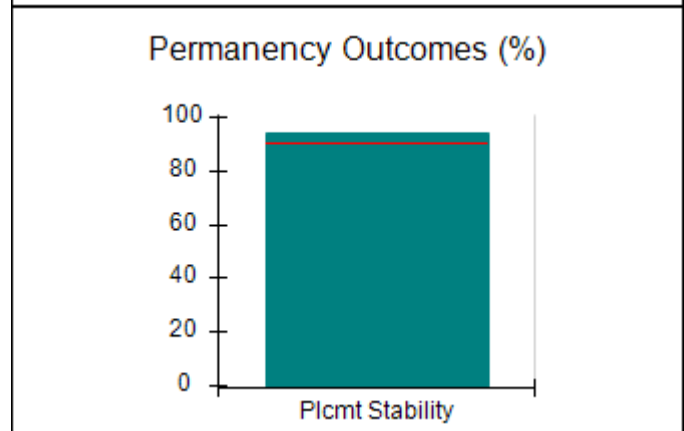
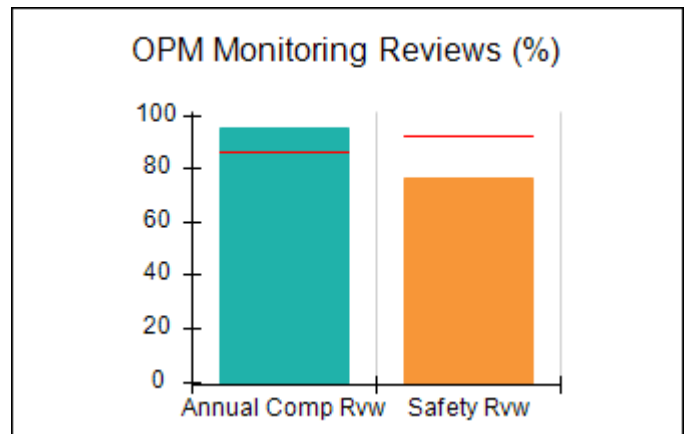
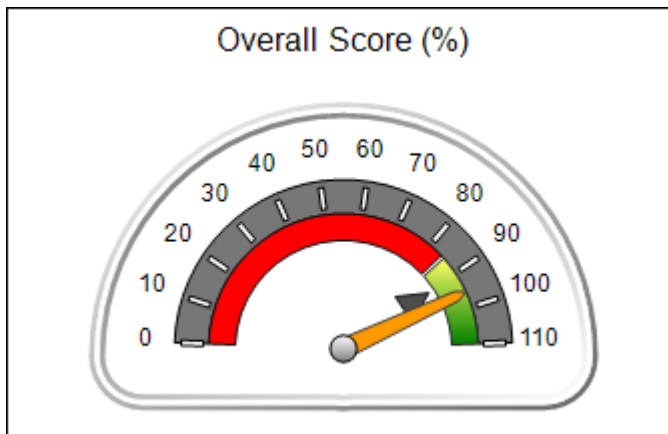


DHS, DFCS, Office of Provider Management
Performance-Based Placement Measures
RBWO Provider GA+SCORECARD - CPA
Report Quarter: Q1 FY2019



Provider/Program Name: Neighbor to Family - Gwinnett County (1032) - CPA			
2075 W Park Pl., Stone Mountain, GA 30087	Quarterly Scores (Grades)		Current Quarter Score (Grade)
Phone: 770-465-5170	Q1: 95.72 (A)	Q2: N/A	95.72% (A)
Vendor ID# 35504	Q3: N/A	Q4: N/A	
# New Foster Homes During Quarter: 0	# Children in Care During Quarter: 35	# Placements During Quarter: 35	# Children in Care On Last Day: 24
Quarterly Provider Comparisons to All CPAs			

▼ — indicates average for all CPAs





DHS, DFCS, Office of Provider Management
Performance-Based Placement Measures
RBWO Provider GA+SCORECARD - CPA



Report Quarter: Q1 FY2019

Provider/Program Name: Neighbor to Family - Gwinnett County (1032) - CPA

2075 W Park Pl., Stone Mountain, GA 30087	Quarterly Scores (Grades)		Current Quarter Score (Grade)
Phone: 770-465-5170	Q1: 95.72 (A)	Q2: N/A	95.72% (A)
Vendor ID# 35504	Q3: N/A	Q4: N/A	

# New Foster Homes During Quarter: 0	# Children in Care During Quarter: 35	# Placements During Quarter: 35	# Children in Care On Last Day: 24
--------------------------------------	---------------------------------------	---------------------------------	------------------------------------

	Avg Performance All CPAs (%)	Provider Performance (%)*	Possible Points (Weight)	Provider Points Earned
--	------------------------------	---------------------------	--------------------------	------------------------

OPM Monitoring Reviews

Annual Comprehensive Reviews	86%	95%	25	23.72
Safety Reviews	92%	77%	15	11.48
Monitoring Sub-Total			40	35.20

CPA Safety Outcomes

Incidence of Maltreatment	0.00%	No Substantiated Reports	10	10.00
Staff Training	92%	100%	5	5.00
Staff Safety Checks	86%	100%	5	5.00
Safety Sub-Total			20	20.00

CPA Permanency Outcomes

Placement Stability	91%	94%	15	14.10
Permanency Sub-Total			15	14.10

CPA Well-Being Outcomes

EPSDT Medical Visits	83%	77%	4	3.08
EPSDT Dental Visits	78%	75%	4	3.00
Academic Supports	70%	68%	3	2.04
Provider ECEM Visits	75%	84%	7	5.88
Provider General Contacts	73%	94%	7	6.58
Placements with Siblings	65%	100%	Not Scored	Not Scored
Placements within Legal County	19%	0%	Not Scored	Not Scored
Well-Being Sub-Total			25	20.58

*Performance calculation descriptions can be found in the FY 2019 RBWO PBP Measurements and Standards Guide.

Monitoring & Outcomes: Possible Points = 100	Points Earned: 89.88
Score Before Incentives Credit	89.88%
Incentives Awarded	5.84 pts
PBP Verification	N/A pts
Total Score	95.72%



DHS, DFCS, Office of Provider Management
Performance-Based Placement Measures
RBWO Provider GA+SCORECARD - CPA
Report Quarter: Q1 FY2019



Provider/Program Name: Neighbor to Family - Gwinnett County (1032) - CPA

# New Foster Homes During Quarter: 0		# Children in Care During Quarter: 35	# Placements During Quarter: 35	# Children in Care On Last Day: 24
CPA Incentive Credits	Avg Performance All CPAs (%)	Provider Performance (%)*	Possible Points (Weight)	Provider Points Earned
Early EPSDT Medical Visits		60%	2	1.20
Early EPSDT Dental Visits		57%	2	1.14
Permanency Contacts		20%	5	1.00
Additional Academic Supports		0%	2	0.00
HS Grad/GED/Prof or Trade Certificate/College		N/A	10/5/5/1	
EYSS Agreement		Not Eligible	5	
Community Connections		0%	4	0.00
Foster Hm Retention Rate (threshold = 90)		100%	2	2.00
Foster Hm Recruitment (threshold = 100)		0%	2	0.00
Active Agency Accreditation		0%	4	0.00
Staff Clinical Licensure		10%	5	0.50
Incentives Total	5.38			5.84
Maximum total combined incentive credit allowed is 10 points.			Incentives Awarded	5.84
*Performance calculation descriptions can be found in the FY 2019 RBWO PBP Measurements and Standards Guide.				

Child Protective Services Investigations and Dispositions

The following investigations data, which is not used for scoring but is considered significant to a provider's performance, is from Georgia SHINES and is not considered final or complete until the end of the fiscal year.

Total Reports:	0	
Number Screened In:	0	
Number Screened Out:	0	
Number Substantiated:	0	
Number Unsubstantiated:	0	
Number Active CPS Investigations:	0	



DHS, DFCS, Office of Provider Management
Performance-Based Placement Measures
RBWO Provider GA+SCORECARD - CPA



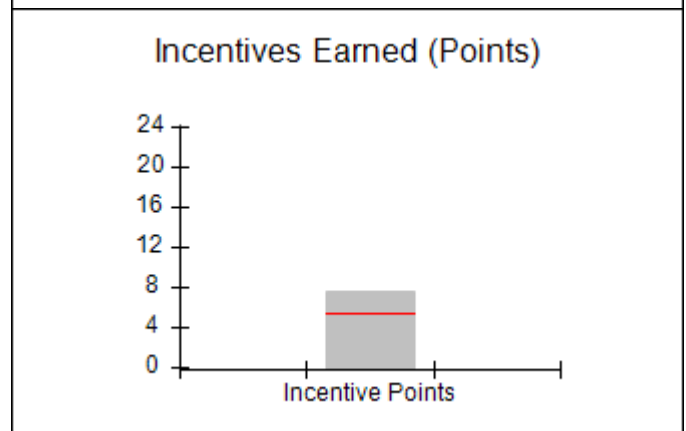
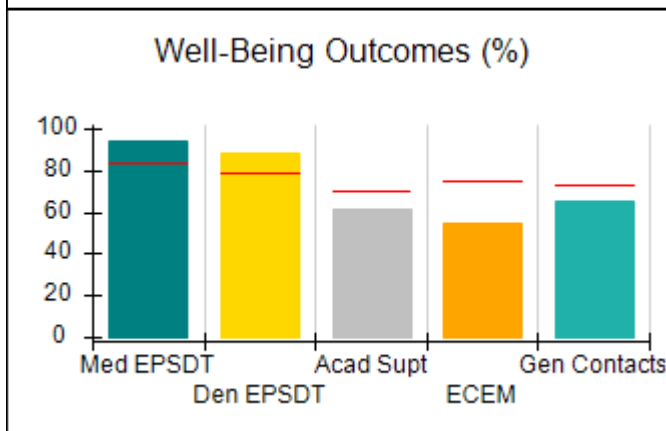
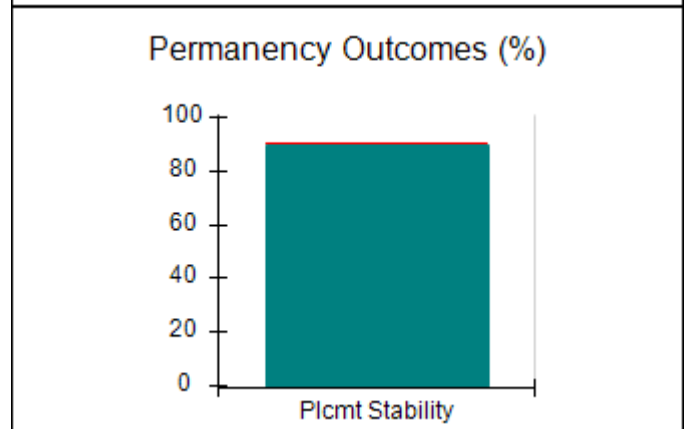
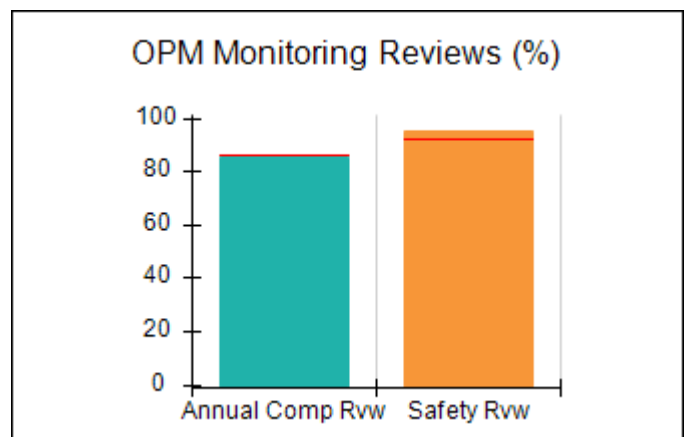
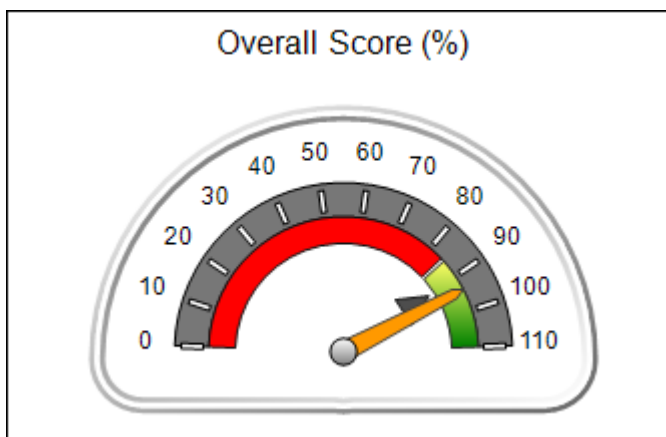
Report Quarter: Q1 FY2019

Provider/Program Name: Neighbor to Family - Henry County (1035) - CPA

3000 Corporate Center Dr, Morrow, GA 30260	Quarterly Scores (Grades)		Current Quarter Score (Grade)
Phone: 678-422-9770	Q1: 94.11 (A)	Q2: N/A	94.11% (A)
Vendor ID# 62038	Q3: N/A	Q4: N/A	
# New Foster Homes During Quarter: 1	# Children in Care During Quarter: 30	# Placements During Quarter: 32	# Children in Care On Last Day: 21

Quarterly Provider Comparisons to All CPAs

▼ — indicates average for all CPAs





DHS, DFCS, Office of Provider Management
Performance-Based Placement Measures
RBWO Provider GA+SCORECARD - CPA



Report Quarter: Q1 FY2019

Provider/Program Name: Neighbor to Family - Henry County (1035) - CPA				
3000 Corporate Center Dr, Morrow, GA 30260	Quarterly Scores (Grades)			Current Quarter Score (Grade)
Phone: 678-422-9770	Q1: 94.11 (A)	Q2: N/A	94.11% (A)	
Vendor ID# 62038	Q3: N/A	Q4: N/A		
# New Foster Homes During Quarter: 1	# Children in Care During Quarter: 30	# Placements During Quarter: 32	# Children in Care On Last Day: 21	
	Avg Performance All CPAs (%)	Provider Performance (%)*	Possible Points (Weight)	Provider Points Earned
OPM Monitoring Reviews				
Annual Comprehensive Reviews	86%	85%	25	21.33
Safety Reviews	92%	95%	15	14.25
Monitoring Sub-Total			40	35.58
CPA Safety Outcomes				
Incidence of Maltreatment	0.00%	No Substantiated Reports	10	10.00
Staff Training	92%	100%	5	5.00
Staff Safety Checks	86%	100%	5	5.00
Safety Sub-Total			20	20.00
CPA Permanency Outcomes				
Placement Stability	91%	90%	15	13.50
Permanency Sub-Total			15	13.50
CPA Well-Being Outcomes				
EPSDT Medical Visits	83%	94%	4	3.76
EPSDT Dental Visits	78%	88%	4	3.52
Academic Supports	70%	61%	3	1.83
Provider ECEM Visits	75%	55%	7	3.85
Provider General Contacts	73%	65%	7	4.55
Placements with Siblings	65%	100%	Not Scored	Not Scored
Placements within Legal County	19%	13%	Not Scored	Not Scored
Well-Being Sub-Total			25	17.51

*Performance calculation descriptions can be found in the FY 2019 RBWO PBP Measurements and Standards Guide.

Monitoring & Outcomes: Possible Points = 100	Points Earned: 86.59
Score Before Incentives Credit	86.59%
Incentives Awarded	7.52 pts
PBP Verification	N/A pts
Total Score	94.11%



DHS, DFCS, Office of Provider Management
Performance-Based Placement Measures
RBWO Provider GA+SCORECARD - CPA
Report Quarter: Q1 FY2019



Provider/Program Name: Neighbor to Family - Henry County (1035) - CPA

# New Foster Homes During Quarter: 1		# Children in Care During Quarter: 30	# Placements During Quarter: 32	# Children in Care On Last Day: 21
CPA Incentive Credits	Avg Performance All CPAs (%)	Provider Performance (%)*	Possible Points (Weight)	Provider Points Earned
Early EPSDT Medical Visits		86%	2	1.72
Early EPSDT Dental Visits		40%	2	0.80
Permanency Contacts		10%	5	0.50
Additional Academic Supports		0%	2	0.00
HS Grad/GED/Prof or Trade Certificate/College		N/A	10/5/5/1	
EYSS Agreement		Not Eligible	5	
Community Connections		0%	4	0.00
Foster Hm Retention Rate (threshold = 90)		100%	2	2.00
Foster Hm Recruitment (threshold = 100)		100%	2	2.00
Active Agency Accreditation		0%	4	0.00
Staff Clinical Licensure		10%	5	0.50
Incentives Total	5.38			7.52
Maximum total combined incentive credit allowed is 10 points.			Incentives Awarded	7.52
*Performance calculation descriptions can be found in the FY 2019 RBWO PBP Measurements and Standards Guide.				

Child Protective Services Investigations and Dispositions

The following investigations data, which is not used for scoring but is considered significant to a provider's performance, is from Georgia SHINES and is not considered final or complete until the end of the fiscal year.

Total Reports:	0	
Number Screened In:	0	
Number Screened Out:	0	
Number Substantiated:	0	
Number Unsubstantiated:	0	
Number Active CPS Investigations:	0	



DHS, DFCS, Office of Provider Management

Performance-Based Placement Measures

RBWO Provider GA+SCORECARD - CPA



Report Quarter: Q1 FY2019

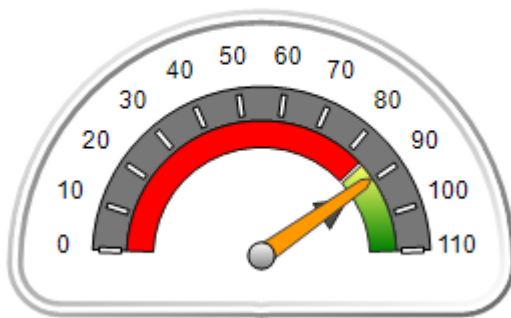
Provider/Program Name: Neighbor to Family - Richmond County (1034) - CPA

1226 Augusta West Pkwy, Augusta, GA 30909	Quarterly Scores (Grades)		Current Quarter Score (Grade)
Phone: 706-396-2180	Q1: 89.39 (B+)	Q2: N/A	89.39% (B+)
Vendor ID# 35506	Q3: N/A	Q4: N/A	
# New Foster Homes During Quarter: 0	# Children in Care During Quarter: 54	# Placements During Quarter: 56	# Children in Care On Last Day: 37

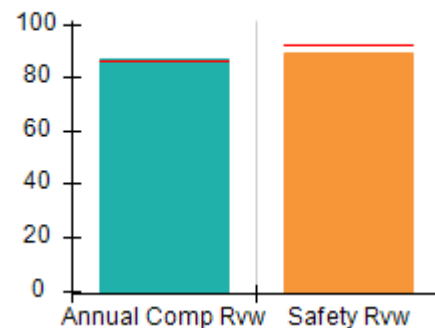
Quarterly Provider Comparisons to All CPAs

▼ — indicates average for all CPAs

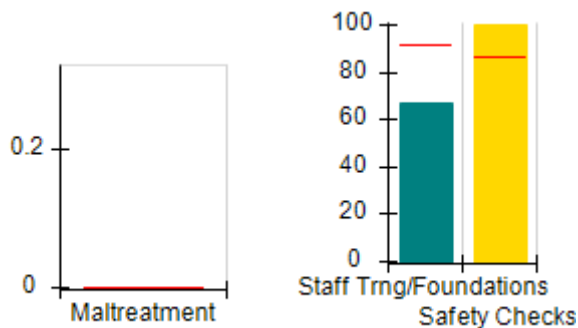
Overall Score (%)



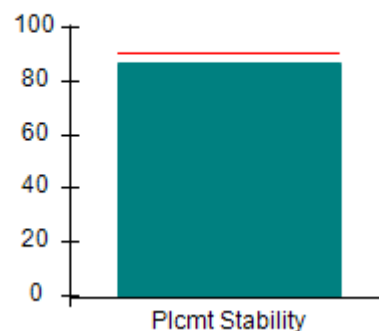
OPM Monitoring Reviews (%)



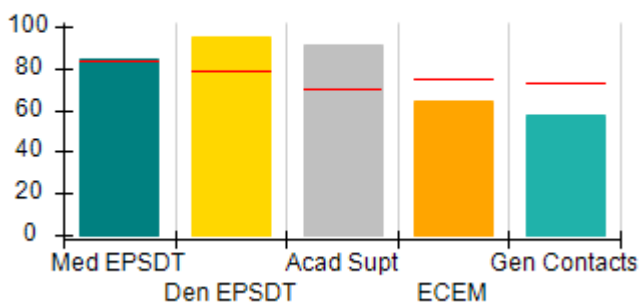
Safety Outcomes (%)



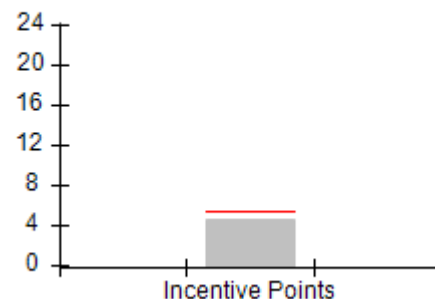
Permanency Outcomes (%)



Well-Being Outcomes (%)



Incentives Earned (Points)





DHS, DFCS, Office of Provider Management
Performance-Based Placement Measures
RBWO Provider GA+SCORECARD - CPA



Report Quarter: Q1 FY2019

Provider/Program Name: Neighbor to Family - Richmond County (1034) - CPA

1226 Augusta West Pkwy, Augusta, GA 30909	Quarterly Scores (Grades)		Current Quarter Score (Grade)
Phone: 706-396-2180	Q1: 89.39 (B+)	Q2: N/A	89.39% (B+)
Vendor ID# 35506	Q3: N/A	Q4: N/A	

# New Foster Homes During Quarter: 0	# Children in Care During Quarter: 54	# Placements During Quarter: 56	# Children in Care On Last Day: 37
--------------------------------------	---------------------------------------	---------------------------------	------------------------------------

	Avg Performance All CPAs (%)	Provider Performance (%)*	Possible Points (Weight)	Provider Points Earned
--	------------------------------	---------------------------	--------------------------	------------------------

OPM Monitoring Reviews

Annual Comprehensive Reviews	86%	87%	25	21.64
Safety Reviews	92%	89%	15	13.42
Monitoring Sub-Total			40	35.06

CPA Safety Outcomes

Incidence of Maltreatment	0.00%	No Substantiated Reports	10	10.00
Staff Training	92%	67%	5	3.35
Staff Safety Checks	86%	100%	5	5.00
Safety Sub-Total			20	18.35

CPA Permanency Outcomes

Placement Stability	91%	87%	15	13.05
Permanency Sub-Total			15	13.05

CPA Well-Being Outcomes

EPSDT Medical Visits	83%	84%	4	3.36
EPSDT Dental Visits	78%	95%	4	3.80
Academic Supports	70%	91%	3	2.73
Provider ECEM Visits	75%	64%	7	4.48
Provider General Contacts	73%	58%	7	4.06
Placements with Siblings	65%	89%	Not Scored	Not Scored
Placements within Legal County	19%	47%	Not Scored	Not Scored
Well-Being Sub-Total			25	18.43

*Performance calculation descriptions can be found in the FY 2019 RBWO PBP Measurements and Standards Guide.

Monitoring & Outcomes: Possible Points = 100	Points Earned: 84.89
Score Before Incentives Credit	84.89%
Incentives Awarded	4.50 pts
PBP Verification	N/A pts
Total Score	89.39%



DHS, DFCS, Office of Provider Management
Performance-Based Placement Measures
RBWO Provider GA+SCORECARD - CPA
Report Quarter: Q1 FY2019



Provider/Program Name: Neighbor to Family - Richmond County (1034) - CPA

# New Foster Homes During Quarter: 0		# Children in Care During Quarter: 54	# Placements During Quarter: 56	# Children in Care On Last Day: 37
CPA Incentive Credits	Avg Performance All CPAs (%)	Provider Performance (%)*	Possible Points (Weight)	Provider Points Earned
Early EPSDT Medical Visits		100%	2	2.00
Early EPSDT Dental Visits		63%	2	1.26
Permanency Contacts		0%	5	0.00
Additional Academic Supports		62%	2	1.24
HS Grad/GED/Prof or Trade Certificate/College		N/A	10/5/5/1	
EYSS Agreement		Not Eligible	5	
Community Connections		0%	4	0.00
Foster Hm Retention Rate (threshold = 90)		70%	2	0.00
Foster Hm Recruitment (threshold = 100)		0%	2	0.00
Active Agency Accreditation		0%	4	0.00
Staff Clinical Licensure		0%	5	0.00
Incentives Total	5.38			4.50
Maximum total combined incentive credit allowed is 10 points.			Incentives Awarded	4.50

*Performance calculation descriptions can be found in the FY 2019 RBWO PBP Measurements and Standards Guide.

Child Protective Services Investigations and Dispositions

The following investigations data, which is not used for scoring but is considered significant to a provider's performance, is from Georgia SHINES and is not considered final or complete until the end of the fiscal year.

Total Reports:	7
Number Screened In:	0
Number Screened Out:	7
Number Substantiated:	0
Number Unsubstantiated:	0
Number Active CPS Investigations:	0



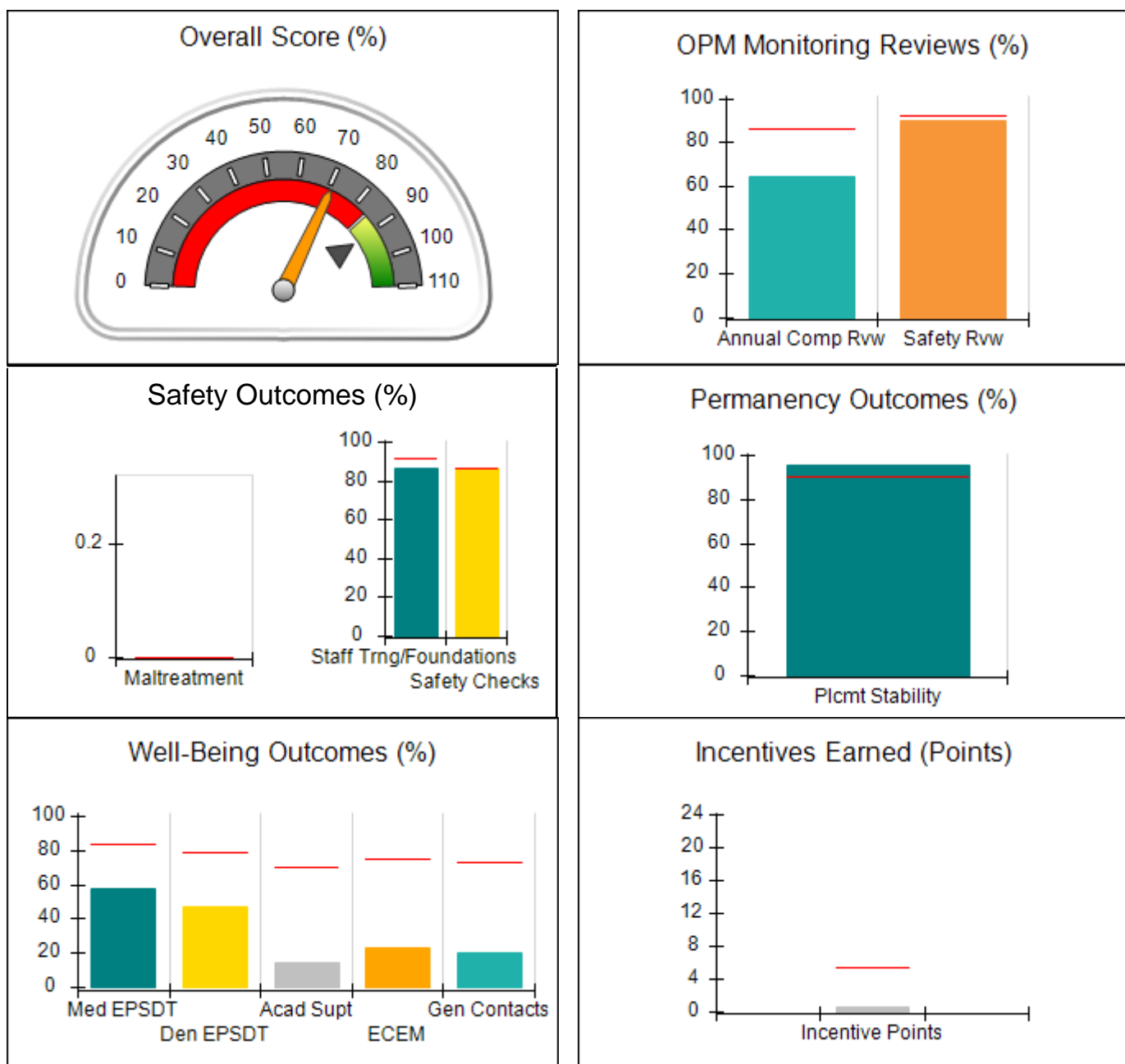
DHS, DFCS, Office of Provider Management
Performance-Based Placement Measures
RBWO Provider GA+SCORECARD - CPA



Report Quarter: Q1 FY2019

Provider/Program Name: New Beginnings, Life Changing Network, Inc. - (979) - CPA			
50 Hurt Plaza , Atlanta, GA 30303	Quarterly Scores (Grades)		Current Quarter Score (Grade)
Phone: 404-298-0888	Q1: 70.79 (C-)	Q2: N/A	70.79% (C-)
Vendor ID# 40080	Q3: N/A	Q4: N/A	
# New Foster Homes During Quarter: 0	# Children in Care During Quarter: 75	# Placements During Quarter: 79	# Children in Care On Last Day: 56
Quarterly Provider Comparisons to All CPAs			

▼ — indicates average for all CPAs





DHS, DFCS, Office of Provider Management
Performance-Based Placement Measures
RBWO Provider GA+SCORECARD - CPA



Report Quarter: Q1 FY2019

Provider/Program Name: New Beginnings, Life Changing Network, Inc. - (979) - CPA				
50 Hurt Plaza , Atlanta, GA 30303	Quarterly Scores (Grades)			Current Quarter Score (Grade)
Phone: 404-298-0888	Q1: 70.79 (C-)	Q2: N/A	70.79% (C-)	
Vendor ID# 40080	Q3: N/A	Q4: N/A		
# New Foster Homes During Quarter: 0	# Children in Care During Quarter: 75	# Placements During Quarter: 79	# Children in Care On Last Day: 56	
	Avg Performance All CPAs (%)	Provider Performance (%)*	Possible Points (Weight)	Provider Points Earned
OPM Monitoring Reviews				
Annual Comprehensive Reviews	86%	64%	25	16.06
Safety Reviews	92%	90%	15	13.53
Monitoring Sub-Total			40	29.59
CPA Safety Outcomes				
Incidence of Maltreatment	0.00%	No Substantiated Reports	10	10.00
Staff Training	92%	86%	5	4.30
Staff Safety Checks	86%	86%	5	4.30
Safety Sub-Total			20	18.60
CPA Permanency Outcomes				
Placement Stability	91%	96%	15	14.40
Permanency Sub-Total			15	14.40
CPA Well-Being Outcomes				
EPSDT Medical Visits	83%	58%	4	2.32
EPSDT Dental Visits	78%	47%	4	1.88
Academic Supports	70%	15%	3	0.45
Provider ECEM Visits	75%	23%	7	1.61
Provider General Contacts	73%	20%	7	1.40
Placements with Siblings	65%	78%	Not Scored	Not Scored
Placements within Legal County	19%	8%	Not Scored	Not Scored
Well-Being Sub-Total			25	7.66

*Performance calculation descriptions can be found in the FY 2019 RBWO PBP Measurements and Standards Guide.

Monitoring & Outcomes: Possible Points = 100	Points Earned: 70.25
Score Before Incentives Credit	70.25%
Incentives Awarded	0.54 pts
PBP Verification	N/A pts
Total Score	70.79%



DHS, DFCS, Office of Provider Management
Performance-Based Placement Measures
RBWO Provider GA+SCORECARD - CPA



Report Quarter: Q1 FY2019

Provider/Program Name: New Beginnings, Life Changing Network, Inc. - (979) - CPA

# New Foster Homes During Quarter: 0		# Children in Care During Quarter: 75	# Placements During Quarter: 79	# Children in Care On Last Day: 56
CPA Incentive Credits	Avg Performance All CPAs (%)	Provider Performance (%)*	Possible Points (Weight)	Provider Points Earned
Early EPSDT Medical Visits		14%	2	0.28
Early EPSDT Dental Visits		12%	2	0.24
Permanency Contacts		0%	5	0.00
Additional Academic Supports		1%	2	0.02
HS Grad/GED/Prof or Trade Certificate/College		N/A	10/5/5/1	
EYSS Agreement		Not Eligible	5	
Community Connections		0%	4	0.00
Foster Hm Retention Rate (threshold = 90)		88%	2	0.00
Foster Hm Recruitment (threshold = 100)		0%	2	0.00
Active Agency Accreditation		0%	4	0.00
Staff Clinical Licensure		0%	5	0.00
Incentives Total	5.38			0.54
Maximum total combined incentive credit allowed is 10 points.			Incentives Awarded	0.54

*Performance calculation descriptions can be found in the FY 2019 RBWO PBP Measurements and Standards Guide.

Child Protective Services Investigations and Dispositions

The following investigations data, which is not used for scoring but is considered significant to a provider's performance, is from Georgia SHINES and is not considered final or complete until the end of the fiscal year.

Total Reports:	0
Number Screened In:	0
Number Screened Out:	0
Number Substantiated:	0
Number Unsubstantiated:	0
Number Active CPS Investigations:	0



DHS, DFCS, Office of Provider Management
Performance-Based Placement Measures
RBWO Provider GA+SCORECARD - CPA



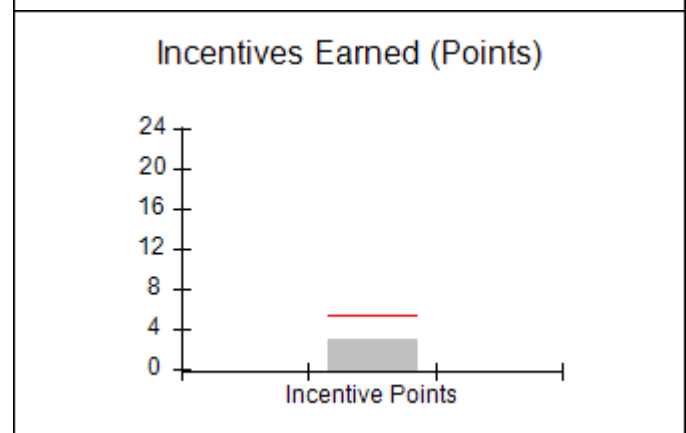
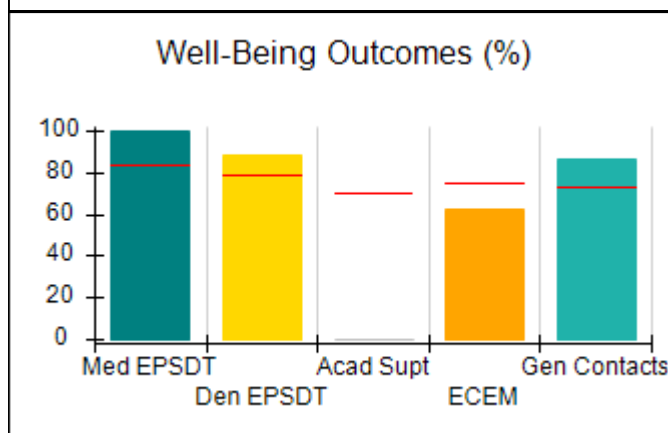
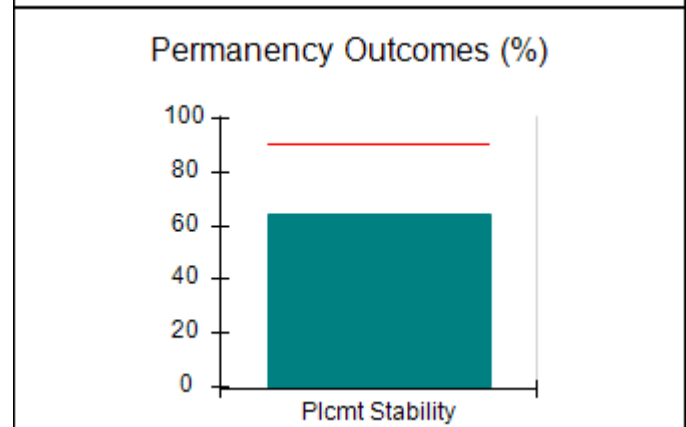
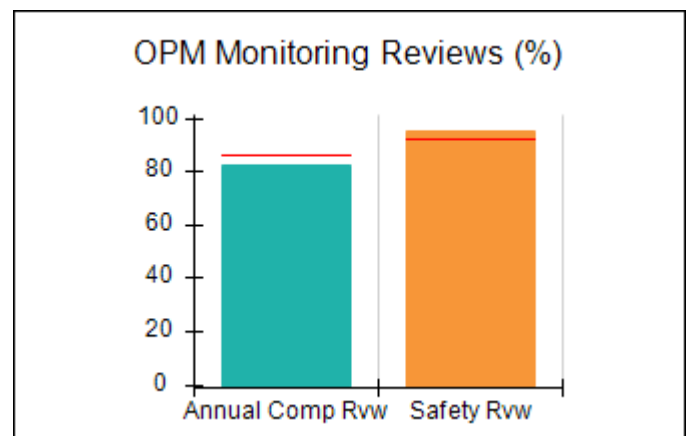
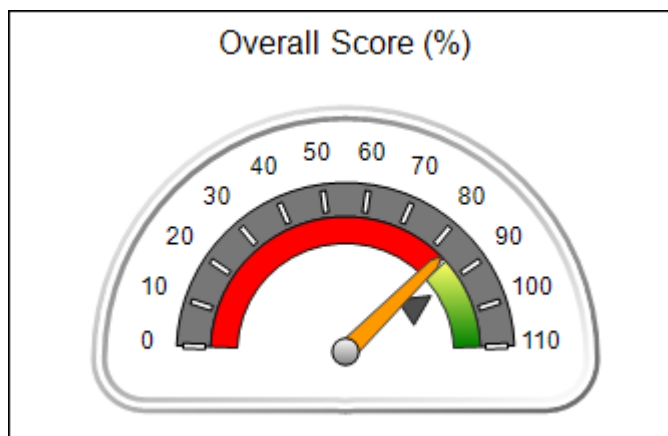
Report Quarter: Q1 FY2019

Provider/Program Name: New Horizons Community Services Board - New Horizons (877) - CPA

2100 Comer Ave., Columbus, GA 31904	Quarterly Scores (Grades)		Current Quarter Score (Grade)
Phone: 706-596-55 et 5733	Q1: 83.28 (B-)	Q2: N/A	83.28% (B-)
Vendor ID# 35508	Q3: N/A	Q4: N/A	
# New Foster Homes During Quarter: 0	# Children in Care During Quarter: 11	# Placements During Quarter: 14	# Children in Care On Last Day: 7

Quarterly Provider Comparisons to All CPAs

▼ — indicates average for all CPAs





DHS, DFCS, Office of Provider Management
Performance-Based Placement Measures
RBWO Provider GA+SCORECARD - CPA



Report Quarter: Q1 FY2019

Provider/Program Name: New Horizons Community Services Board - New Horizons (877) - CPA

2100 Comer Ave., Columbus, GA 31904	Quarterly Scores (Grades)		Current Quarter Score (Grade)
Phone: 706-596-55 et 5733	Q1: 83.28 (B-)	Q2: N/A	83.28% (B-)
Vendor ID# 35508	Q3: N/A	Q4: N/A	

# New Foster Homes During Quarter: 0	# Children in Care During Quarter: 11	# Placements During Quarter: 14	# Children in Care On Last Day: 7
--------------------------------------	---------------------------------------	---------------------------------	-----------------------------------

	Avg Performance All CPAs (%)	Provider Performance (%)*	Possible Points (Weight)	Provider Points Earned
--	------------------------------	---------------------------	--------------------------	------------------------

OPM Monitoring Reviews

Annual Comprehensive Reviews	86%	82%	25	20.57
Safety Reviews	92%	95%	15	14.22
Monitoring Sub-Total			40	34.80

CPA Safety Outcomes

Incidence of Maltreatment	0.00%	No Substantiated Reports	10	10.00
Staff Training	92%	100%	5	5.00
Staff Safety Checks	86%	60%	5	3.00
Safety Sub-Total			20	18.00

CPA Permanency Outcomes

Placement Stability	91%	64%	15	9.60
Permanency Sub-Total			15	9.60

CPA Well-Being Outcomes

EPSDT Medical Visits	83%	100%	4	4.00
EPSDT Dental Visits	78%	88%	4	3.52
Academic Supports	70%	0%	3	0.00
Provider ECEM Visits	75%	62%	7	4.34
Provider General Contacts	73%	86%	7	6.02
Placements with Siblings	65%	0%	Not Scored	Not Scored
Placements within Legal County	19%	60%	Not Scored	Not Scored
Well-Being Sub-Total			25	17.88

*Performance calculation descriptions can be found in the FY 2019 RBWO PBP Measurements and Standards Guide.

Monitoring & Outcomes: Possible Points = 100	Points Earned: 80.28
Score Before Incentives Credit	80.28%
Incentives Awarded	3.00 pts
PBP Verification	N/A pts
Total Score	83.28%



DHS, DFCS, Office of Provider Management
Performance-Based Placement Measures
RBWO Provider GA+SCORECARD - CPA



Report Quarter: Q1 FY2019

Provider/Program Name: New Horizons Community Services Board - New Horizons (877) - CPA

# New Foster Homes During Quarter: 0		# Children in Care During Quarter: 11	# Placements During Quarter: 14	# Children in Care On Last Day: 7
CPA Incentive Credits	Avg Performance All CPAs (%)	Provider Performance (%)*	Possible Points (Weight)	Provider Points Earned
Early EPSDT Medical Visits		Not Eligible	2	
Early EPSDT Dental Visits		50%	2	1.00
Permanency Contacts		0%	5	0.00
Additional Academic Supports		0%	2	0.00
HS Grad/GED/Prof or Trade Certificate/College		N/A	10/5/5/1	
EYSS Agreement		Not Eligible	5	
Community Connections		0%	4	0.00
Foster Hm Retention Rate (threshold = 90)		86%	2	0.00
Foster Hm Recruitment (threshold = 100)		0%	2	0.00
Active Agency Accreditation		50%	4	2.00
Staff Clinical Licensure		0%	5	0.00
Incentives Total	5.38			3.00
Maximum total combined incentive credit allowed is 10 points.			Incentives Awarded	3.00

*Performance calculation descriptions can be found in the FY 2019 RBWO PBP Measurements and Standards Guide.

Child Protective Services Investigations and Dispositions

The following investigations data, which is not used for scoring but is considered significant to a provider's performance, is from Georgia SHINES and is not considered final or complete until the end of the fiscal year.

Total Reports:	0
Number Screened In:	0
Number Screened Out:	0
Number Substantiated:	0
Number Unsubstantiated:	0
Number Active CPS Investigations:	0



DHS, DFCS, Office of Provider Management
Performance-Based Placement Measures
RBWO Provider GA+SCORECARD - CPA



Report Quarter: Q1 FY2019

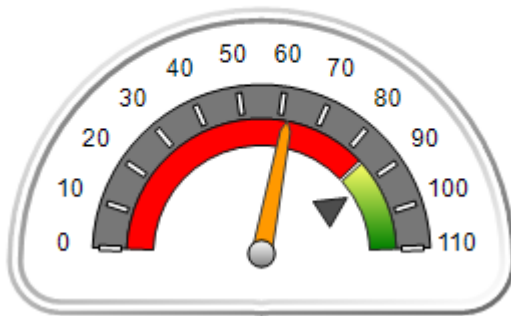
Provider/Program Name: Normal Life of Georgia, Inc. - Atlanta (5248) - CPA

2296 Henderson Mill Road, Atlanta, GA 30345	Quarterly Scores (Grades)		Current Quarter Score (Grade)
Phone: 770-908-2481	Q1: 61.90 (D-)	Q2: N/A	61.90% (D-)
Vendor ID# 44915	Q3: N/A	Q4: N/A	
# New Foster Homes During Quarter: 1	# Children in Care During Quarter: 39	# Placements During Quarter: 40	# Children in Care On Last Day: 35

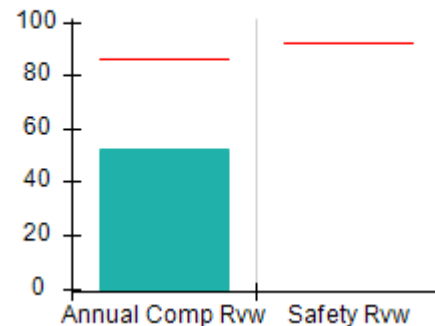
Quarterly Provider Comparisons to All CPAs

▼ — indicates average for all CPAs

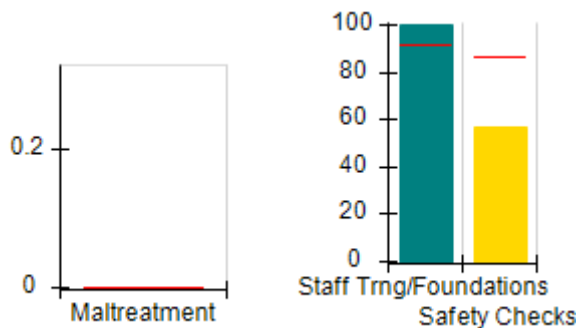
Overall Score (%)



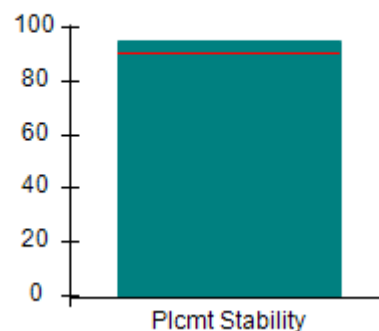
OPM Monitoring Reviews (%)



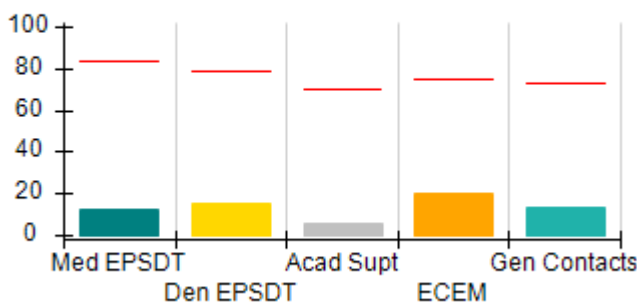
Safety Outcomes (%)



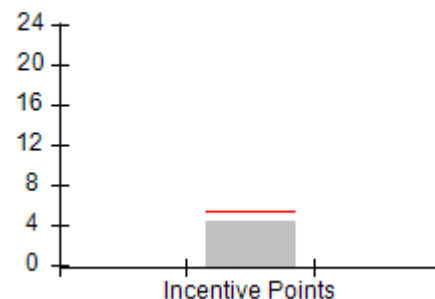
Permanency Outcomes (%)



Well-Being Outcomes (%)



Incentives Earned (Points)





DHS, DFCS, Office of Provider Management
Performance-Based Placement Measures
RBWO Provider GA+SCORECARD - CPA



Report Quarter: Q1 FY2019

Provider/Program Name: Normal Life of Georgia, Inc. - Atlanta (5248) - CPA				
2296 Henderson Mill Road, Atlanta, GA 30345	Quarterly Scores (Grades)		Current Quarter Score (Grade)	
Phone: 770-908-2481	Q1: 61.90 (D-)	Q2: N/A	61.90% (D-)	
Vendor ID# 44915	Q3: N/A	Q4: N/A		
# New Foster Homes During Quarter: 1	# Children in Care During Quarter: 39	# Placements During Quarter: 40	# Children in Care On Last Day: 35	
	Avg Performance All CPAs (%)	Provider Performance (%)*	Possible Points (Weight)	Provider Points Earned
OPM Monitoring Reviews				
Annual Comprehensive Reviews	86%	52%	25	13.09
Safety Reviews	92%	Not Yet Conducted		
Monitoring Sub-Total			25	13.09
CPA Safety Outcomes				
Incidence of Maltreatment	0.00%	No Substantiated Reports	10	10.00
Staff Training	92%	100%	5	5.00
Staff Safety Checks	86%	57%	5	2.85
Safety Sub-Total			20	17.85
CPA Permanency Outcomes				
Placement Stability	91%	95%	15	14.25
Permanency Sub-Total			15	14.25
CPA Well-Being Outcomes				
EPSDT Medical Visits	83%	13%	4	0.52
EPSDT Dental Visits	78%	16%	4	0.64
Academic Supports	70%	6%	3	0.18
Provider ECEM Visits	75%	20%	7	1.40
Provider General Contacts	73%	14%	7	0.98
Placements with Siblings	65%	0%	Not Scored	Not Scored
Placements within Legal County	19%	0%	Not Scored	Not Scored
Well-Being Sub-Total			25	3.72

*Performance calculation descriptions can be found in the FY 2019 RBWO PBP Measurements and Standards Guide.

Monitoring & Outcomes: Possible Points = 85	Points Earned: 48.91
Score Before Incentives Credit	57.54%
Incentives Awarded	4.36 pts
PBP Verification	N/A pts
Total Score	61.90%



DHS, DFCS, Office of Provider Management
Performance-Based Placement Measures
RBWO Provider GA+SCORECARD - CPA
Report Quarter: Q1 FY2019



Provider/Program Name: Normal Life of Georgia, Inc. - Atlanta (5248) - CPA

# New Foster Homes During Quarter: 1		# Children in Care During Quarter: 39	# Placements During Quarter: 40	# Children in Care On Last Day: 35
CPA Incentive Credits	Avg Performance All CPAs (%)	Provider Performance (%)*	Possible Points (Weight)	Provider Points Earned
Early EPSDT Medical Visits		0%	2	0.00
Early EPSDT Dental Visits		6%	2	0.12
Permanency Contacts		0%	5	0.00
Additional Academic Supports		0%	2	0.00
HS Grad/GED/Prof or Trade Certificate/College		N/A	10/5/5/1	
EYSS Agreement		Not Eligible	5	
Community Connections		6%	4	0.24
Foster Hm Retention Rate (threshold = 90)		0%	2	0.00
Foster Hm Recruitment (threshold = 100)		0%	2	0.00
Active Agency Accreditation		100%	4	4.00
Staff Clinical Licensure		0%	5	0.00
Incentives Total	5.38			4.36
Maximum total combined incentive credit allowed is 10 points.			Incentives Awarded	4.36

*Performance calculation descriptions can be found in the FY 2019 RBWO PBP Measurements and Standards Guide.

Child Protective Services Investigations and Dispositions

The following investigations data, which is not used for scoring but is considered significant to a provider's performance, is from Georgia SHINES and is not considered final or complete until the end of the fiscal year.

Total Reports:	1	
Number Screened In:	0	
Number Screened Out:	1	
Number Substantiated:	0	
Number Unsubstantiated:	0	
Number Active CPS Investigations:	0	



DHS, DFCS, Office of Provider Management
Performance-Based Placement Measures
RBWO Provider GA+SCORECARD - CPA



Report Quarter: Q1 FY2019

Provider/Program Name: Normal Life of Georgia, Inc. - Macon (5251) - CPA			
105 Preston Court, Macon, GA 31210	Quarterly Scores (Grades)		Current Quarter Score (Grade)
Phone: 478-741-9745	Q1: 65.24 (D)	Q2: N/A	65.24% (D)
Vendor ID# 59683	Q3: N/A	Q4: N/A	
# New Foster Homes During Quarter: 0	# Children in Care During Quarter: 40	# Placements During Quarter: 40	# Children in Care On Last Day: 74
Quarterly Provider Comparisons to All CPAs			

▼ — indicates average for all CPAs





DHS, DFCS, Office of Provider Management
Performance-Based Placement Measures
RBWO Provider GA+SCORECARD - CPA



Report Quarter: Q1 FY2019

Provider/Program Name: Normal Life of Georgia, Inc. - Macon (5251) - CPA				
105 Preston Court, Macon, GA 31210	Quarterly Scores (Grades)			Current Quarter Score (Grade)
Phone: 478-741-9745	Q1: 65.24 (D)	Q2: N/A	65.24% (D)	
Vendor ID# 59683	Q3: N/A	Q4: N/A		
# New Foster Homes During Quarter: 0	# Children in Care During Quarter: 40	# Placements During Quarter: 40	# Children in Care On Last Day: 74	
	Avg Performance All CPAs (%)	Provider Performance (%)*	Possible Points (Weight)	Provider Points Earned
OPM Monitoring Reviews				
Annual Comprehensive Reviews	86%	Not Yet Conducted		
Safety Reviews	92%	74%	15	11.11
Monitoring Sub-Total			15	11.11
CPA Safety Outcomes				
Incidence of Maltreatment	0.00%	No Substantiated Reports	10	10.00
Staff Training	92%	80%	5	4.00
Staff Safety Checks	86%	90%	5	4.50
Safety Sub-Total			20	18.50
CPA Permanency Outcomes				
Placement Stability	91%	90%	15	13.50
Permanency Sub-Total			15	13.50
CPA Well-Being Outcomes				
EPSDT Medical Visits	83%	3%	4	0.12
EPSDT Dental Visits	78%	6%	4	0.24
Academic Supports	70%	0%	3	0.00
Provider ECEM Visits	75%	3%	7	0.21
Provider General Contacts	73%	0%	7	0.00
Placements with Siblings	65%	Not Eligible	Not Scored	Not Scored
Placements within Legal County	19%	Not Eligible	Not Scored	Not Scored
Well-Being Sub-Total			25	0.57

*Performance calculation descriptions can be found in the FY 2019 RBWO PBP Measurements and Standards Guide.

Monitoring & Outcomes: Possible Points = 75	Points Earned: 43.68
Score Before Incentives Credit	58.24%
Incentives Awarded	7.00 pts
PBP Verification	N/A pts
Total Score	65.24%



DHS, DFCS, Office of Provider Management
Performance-Based Placement Measures
RBWO Provider GA+SCORECARD - CPA
Report Quarter: Q1 FY2019



Provider/Program Name: Normal Life of Georgia, Inc. - Macon (5251) - CPA

# New Foster Homes During Quarter: 0		# Children in Care During Quarter: 40	# Placements During Quarter: 40	# Children in Care On Last Day: 74
CPA Incentive Credits	Avg Performance All CPAs (%)	Provider Performance (%)*	Possible Points (Weight)	Provider Points Earned
Early EPSDT Medical Visits		0%	2	0.00
Early EPSDT Dental Visits		0%	2	0.00
Permanency Contacts		0%	5	0.00
Additional Academic Supports		0%	2	0.00
HS Grad/GED/Prof or Trade Certificate/College		N/A	10/5/5/1	
EYSS Agreement		100%	5	5.00
Community Connections		0%	4	0.00
Foster Hm Retention Rate (threshold = 90)		17%	2	0.00
Foster Hm Recruitment (threshold = 100)		0%	2	0.00
Active Agency Accreditation		50%	4	2.00
Staff Clinical Licensure		0%	5	0.00
Incentives Total	5.38			7.00
Maximum total combined incentive credit allowed is 10 points.			Incentives Awarded	7.00

*Performance calculation descriptions can be found in the FY 2019 RBWO PBP Measurements and Standards Guide.

Child Protective Services Investigations and Dispositions

The following investigations data, which is not used for scoring but is considered significant to a provider's performance, is from Georgia SHINES and is not considered final or complete until the end of the fiscal year.

Total Reports:	3
Number Screened In:	1
Number Screened Out:	2
Number Substantiated:	0
Number Unsubstantiated:	4
Number Active CPS Investigations:	-3



DHS, DFCS, Office of Provider Management

Performance-Based Placement Measures

RBWO Provider GA+SCORECARD - CPA



Report Quarter: Q1 FY2019

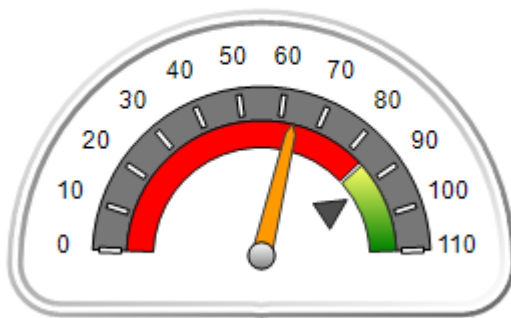
Provider/Program Name: Normal Life of Georgia, Inc. - Valdosta (5249) - CPA

2210A N. Patterson St., Valdosta, GA 31602	Quarterly Scores (Grades)		Current Quarter Score (Grade)
Phone: 229-244-5263	Q1: 63.36 (D-)	Q2: N/A	63.36% (D-)
Vendor ID# 113391	Q3: N/A	Q4: N/A	
# New Foster Homes During Quarter: 2	# Children in Care During Quarter: 24	# Placements During Quarter: 26	# Children in Care On Last Day: 14

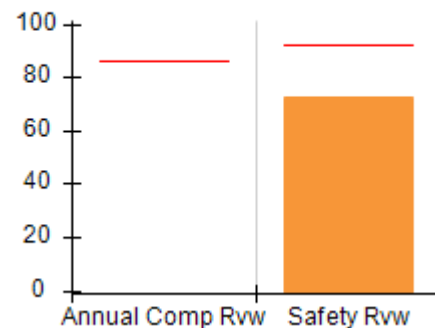
Quarterly Provider Comparisons to All CPAs

— indicates average for all CPAs

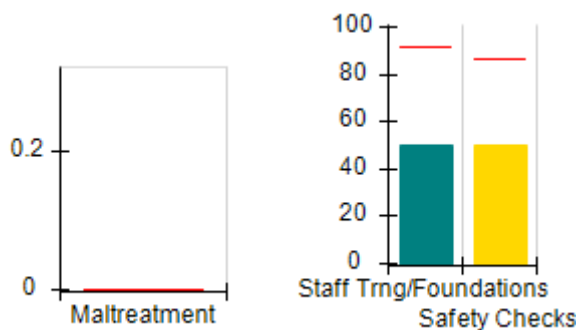
Overall Score (%)



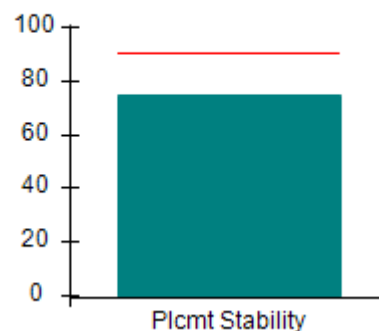
OPM Monitoring Reviews (%)



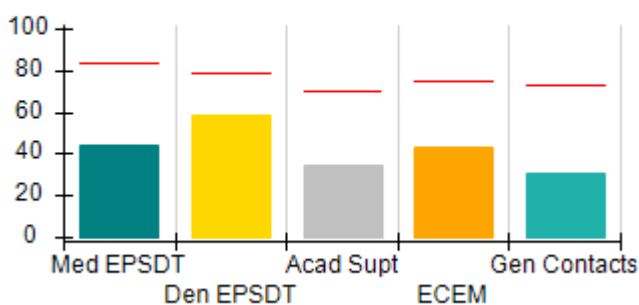
Safety Outcomes (%)




Permanency Outcomes (%)



Well-Being Outcomes (%)



Incentives Earned (Points)





DHS, DFCS, Office of Provider Management
Performance-Based Placement Measures
RBWO Provider GA+SCORECARD - CPA
 Report Quarter: Q1 FY2019



Provider/Program Name: Normal Life of Georgia, Inc. - Valdosta (5249) - CPA				
2210A N. Patterson St., Valdosta, GA 31602		Quarterly Scores (Grades)		Current Quarter Score (Grade)
Phone: 229-244-5263		Q1: 63.36 (D-)	Q2: N/A	63.36% (D-)
Vendor ID# 113391		Q3: N/A	Q4: N/A	
# New Foster Homes During Quarter: 2		# Children in Care During Quarter: 24	# Placements During Quarter: 26	# Children in Care On Last Day: 14
	Avg Performance All CPAs (%)	Provider Performance (%)*	Possible Points (Weight)	Provider Points Earned
OPM Monitoring Reviews				
Annual Comprehensive Reviews	86%	Not Yet Conducted		
Safety Reviews	92%	73%	15	10.88
Monitoring Sub-Total			15	10.88
CPA Safety Outcomes				
Incidence of Maltreatment	0.00%	No Substantiated Reports	10	10.00
Staff Training	92%	50%	5	2.50
Staff Safety Checks	86%	50%	5	2.50
Safety Sub-Total			20	15.00
CPA Permanency Outcomes				
Placement Stability	91%	75%	15	11.25
Permanency Sub-Total			15	11.25
CPA Well-Being Outcomes				
EPSDT Medical Visits	83%	44%	4	1.76
EPSDT Dental Visits	78%	59%	4	2.36
Academic Supports	70%	35%	3	1.05
Provider ECEM Visits	75%	43%	7	3.01
Provider General Contacts	73%	31%	7	2.17
Placements with Siblings	65%	Not Eligible	Not Scored	Not Scored
Placements within Legal County	19%	0%	Not Scored	Not Scored
Well-Being Sub-Total			25	10.35

*Performance calculation descriptions can be found in the FY 2019 RBWO PBP Measurements and Standards Guide.

Monitoring & Outcomes: Possible Points = 75		Points Earned: 47.48	
Score Before Incentives Credit			63.30%
Incentives Awarded			0.06 pts
PBP Verification			N/A pts
Total Score			63.36%



DHS, DFCS, Office of Provider Management
Performance-Based Placement Measures
RBWO Provider GA+SCORECARD - CPA
Report Quarter: Q1 FY2019



Provider/Program Name: Normal Life of Georgia, Inc. - Valdosta (5249) - CPA

# New Foster Homes During Quarter: 2		# Children in Care During Quarter: 24	# Placements During Quarter: 26	# Children in Care On Last Day: 14
CPA Incentive Credits	Avg Performance All CPAs (%)	Provider Performance (%)*	Possible Points (Weight)	Provider Points Earned
Early EPSDT Medical Visits		0%	2	0.00
Early EPSDT Dental Visits		0%	2	0.00
Permanency Contacts		0%	5	0.00
Additional Academic Supports		3%	2	0.06
HS Grad/GED/Prof or Trade Certificate/College		N/A	10/5/5/1	
EYSS Agreement		Not Eligible	5	
Community Connections		0%	4	0.00
Foster Hm Retention Rate (threshold = 90)		0%	2	0.00
Foster Hm Recruitment (threshold = 100)		0%	2	0.00
Active Agency Accreditation		0%	4	0.00
Staff Clinical Licensure		0%	5	0.00
Incentives Total	5.38			0.06
Maximum total combined incentive credit allowed is 10 points.			Incentives Awarded	0.06
*Performance calculation descriptions can be found in the FY 2019 RBWO PBP Measurements and Standards Guide.				

Child Protective Services Investigations and Dispositions

The following investigations data, which is not used for scoring but is considered significant to a provider's performance, is from Georgia SHINES and is not considered final or complete until the end of the fiscal year.

Total Reports:	2	
Number Screened In:	0	
Number Screened Out:	2	
Number Substantiated:	0	
Number Unsubstantiated:	0	
Number Active CPS Investigations:	0	



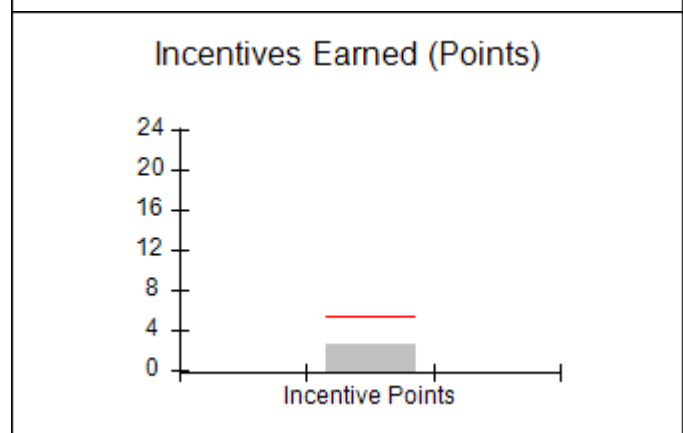
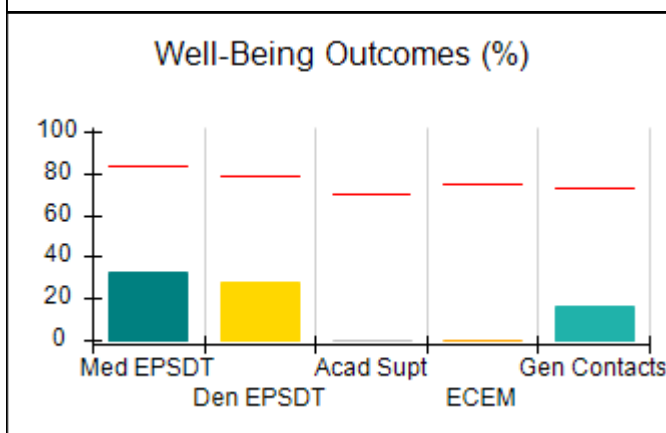
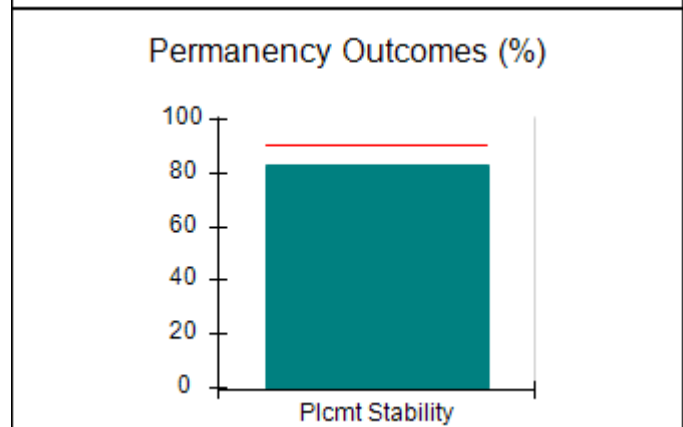
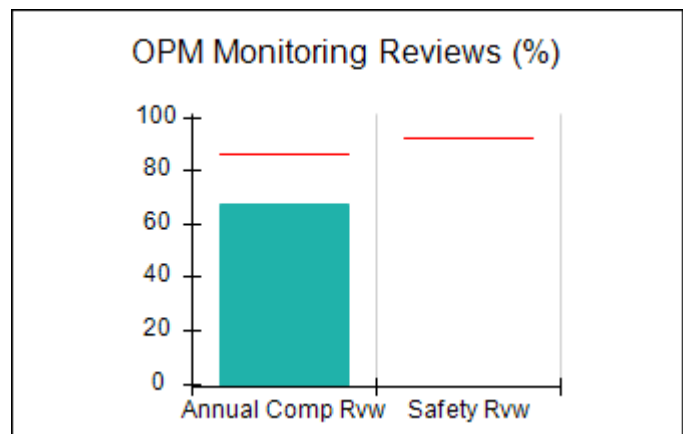
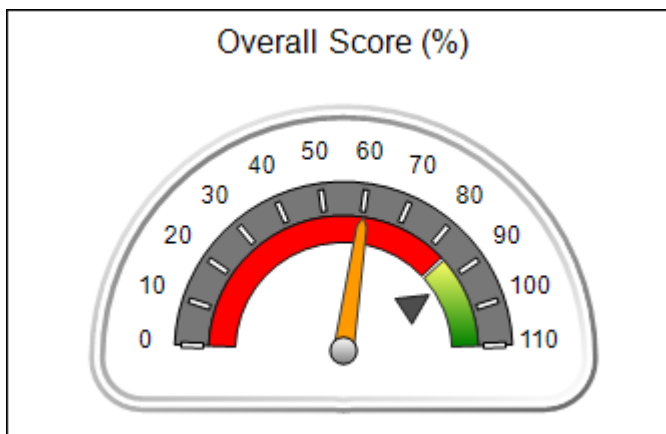
DHS, DFCS, Office of Provider Management
Performance-Based Placement Measures
RBWO Provider GA+SCORECARD - CPA



Report Quarter: Q1 FY2019

Provider/Program Name: Normal Life of Georgia, Inc. - Watkinsville (5250) - CPA			
1551 Jennings Mill Road, Watkinsville, GA 30677	Quarterly Scores (Grades)		Current Quarter Score (Grade)
Phone: 706-549-0349	Q1: 60.24 (D-)	Q2: N/A	60.24% (D-)
Vendor ID# 95348	Q3: N/A	Q4: N/A	
# New Foster Homes During Quarter: 0	# Children in Care During Quarter: 18	# Placements During Quarter: 18	# Children in Care On Last Day: 12
Quarterly Provider Comparisons to All CPAs			

▼ — indicates average for all CPAs





DHS, DFCS, Office of Provider Management
Performance-Based Placement Measures
RBWO Provider GA+SCORECARD - CPA



Report Quarter: Q1 FY2019

Provider/Program Name: Normal Life of Georgia, Inc. - Watkinsville (5250) - CPA				
1551 Jennings Mill Road, Watkinsville, GA 30677	Quarterly Scores (Grades)		Current Quarter Score (Grade)	
Phone: 706-549-0349	Q1: 60.24 (D-)	Q2: N/A	60.24% (D-)	
Vendor ID# 95348	Q3: N/A	Q4: N/A		
# New Foster Homes During Quarter: 0	# Children in Care During Quarter: 18	# Placements During Quarter: 18	# Children in Care On Last Day: 12	
	Avg Performance All CPAs (%)	Provider Performance (%)*	Possible Points (Weight)	Provider Points Earned
OPM Monitoring Reviews				
Annual Comprehensive Reviews	86%	67%	25	16.75
Safety Reviews	92%	Not Yet Conducted		
Monitoring Sub-Total			25	16.75
CPA Safety Outcomes				
Incidence of Maltreatment	0.00%	No Substantiated Reports	10	10.00
Staff Training	92%	75%	5	3.75
Staff Safety Checks	86%	50%	5	2.50
Safety Sub-Total			20	16.25
CPA Permanency Outcomes				
Placement Stability	91%	83%	15	12.45
Permanency Sub-Total			15	12.45
CPA Well-Being Outcomes				
EPSDT Medical Visits	83%	33%	4	1.32
EPSDT Dental Visits	78%	28%	4	1.12
Academic Supports	70%	0%	3	0.00
Provider ECEM Visits	75%	0%	7	0.00
Provider General Contacts	73%	17%	7	1.19
Placements with Siblings	65%	Not Eligible	Not Scored	Not Scored
Placements within Legal County	19%	Not Eligible	Not Scored	Not Scored
Well-Being Sub-Total			25	3.63

*Performance calculation descriptions can be found in the FY 2019 RBWO PBP Measurements and Standards Guide.

Monitoring & Outcomes: Possible Points = 85	Points Earned: 49.08
Score Before Incentives Credit	57.74%
Incentives Awarded	2.50 pts
PBP Verification	N/A pts
Total Score	60.24%



DHS, DFCS, Office of Provider Management
Performance-Based Placement Measures
RBWO Provider GA+SCORECARD - CPA
Report Quarter: Q1 FY2019



Provider/Program Name: Normal Life of Georgia, Inc. - Watkinsville (5250) - CPA

# New Foster Homes During Quarter: 0		# Children in Care During Quarter: 18	# Placements During Quarter: 18	# Children in Care On Last Day: 12
CPA Incentive Credits	Avg Performance All CPAs (%)	Provider Performance (%)*	Possible Points (Weight)	Provider Points Earned
Early EPSDT Medical Visits		0%	2	0.00
Early EPSDT Dental Visits		0%	2	0.00
Permanency Contacts		0%	5	0.00
Additional Academic Supports		0%	2	0.00
HS Grad/GED/Prof or Trade Certificate/College		N/A	10/5/5/1	
EYSS Agreement		Not Eligible	5	
Community Connections		0%	4	0.00
Foster Hm Retention Rate (threshold = 90)		0%	2	0.00
Foster Hm Recruitment (threshold = 100)		0%	2	0.00
Active Agency Accreditation		50%	4	2.00
Staff Clinical Licensure		10%	5	0.50
Incentives Total	5.38			2.50
Maximum total combined incentive credit allowed is 10 points.			Incentives Awarded	2.50

*Performance calculation descriptions can be found in the FY 2019 RBWO PBP Measurements and Standards Guide.

Child Protective Services Investigations and Dispositions

The following investigations data, which is not used for scoring but is considered significant to a provider's performance, is from Georgia SHINES and is not considered final or complete until the end of the fiscal year.

Total Reports:	5
Number Screened In:	3
Number Screened Out:	2
Number Substantiated:	0
Number Unsubstantiated:	0
Number Active CPS Investigations:	3



DHS, DFCS, Office of Provider Management

Performance-Based Placement Measures

RBWO Provider GA+SCORECARD - CPA



Report Quarter: Q1 FY2019

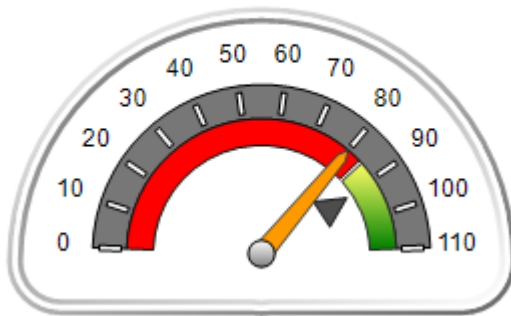
Provider/Program Name: On The Path - (5209) - CPA

108 Byrd Way, Warner Robins, GA 31088	Quarterly Scores (Grades)		Current Quarter Score (Grade)
Phone: 478-953-0330	Q1: 79.98 (C+)	Q2: N/A	79.98% (C+)
Vendor ID# 133540	Q3: N/A	Q4: N/A	
# New Foster Homes During Quarter: 2	# Children in Care During Quarter: 13	# Placements During Quarter: 15	# Children in Care On Last Day: 6

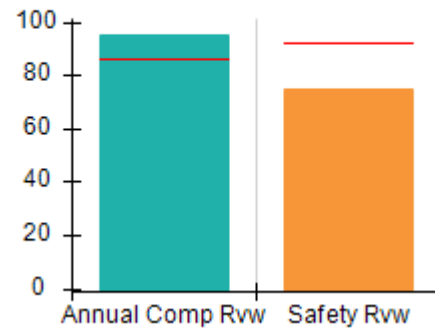
Quarterly Provider Comparisons to All CPAs

▼ — indicates average for all CPAs

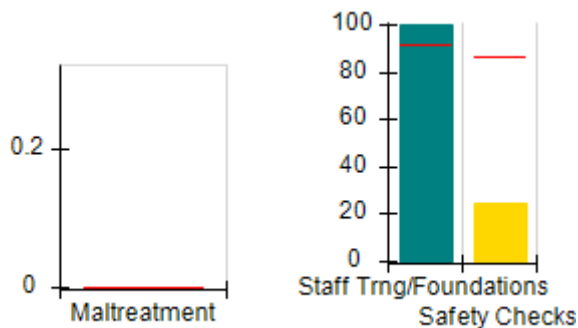
Overall Score (%)



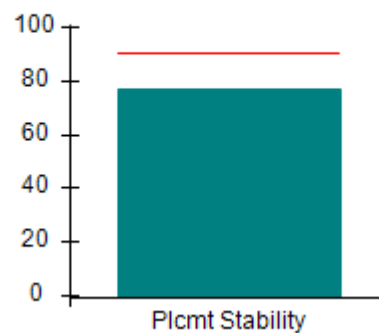
OPM Monitoring Reviews (%)



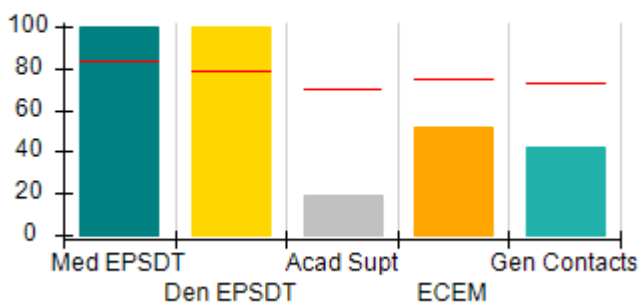
Safety Outcomes (%)



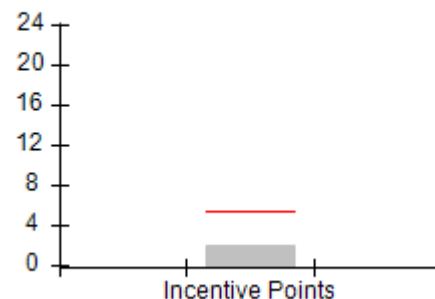
Permanency Outcomes (%)



Well-Being Outcomes (%)



Incentives Earned (Points)





DHS, DFCS, Office of Provider Management
Performance-Based Placement Measures
RBWO Provider GA+SCORECARD - CPA



Report Quarter: Q1 FY2019

Provider/Program Name: On The Path - (5209) - CPA				
108 Byrd Way, Warner Robins, GA 31088	Quarterly Scores (Grades)			Current Quarter Score (Grade)
Phone: 478-953-0330	Q1: 79.98 (C+)	Q2: N/A	79.98% (C+)	
Vendor ID# 133540	Q3: N/A	Q4: N/A		
# New Foster Homes During Quarter: 2	# Children in Care During Quarter: 13	# Placements During Quarter: 15	# Children in Care On Last Day: 6	
	Avg Performance All CPAs (%)	Provider Performance (%)*	Possible Points (Weight)	Provider Points Earned
OPM Monitoring Reviews				
Annual Comprehensive Reviews	86%	95%	25	23.75
Safety Reviews	92%	75%	15	11.28
Monitoring Sub-Total			40	35.03
CPA Safety Outcomes				
Incidence of Maltreatment	0.00%	No Substantiated Reports	10	10.00
Staff Training	92%	100%	5	5.00
Staff Safety Checks	86%	25%	5	1.25
Safety Sub-Total			20	16.25
CPA Permanency Outcomes				
Placement Stability	91%	77%	15	11.55
Permanency Sub-Total			15	11.55
CPA Well-Being Outcomes				
EPSDT Medical Visits	83%	100%	4	4.00
EPSDT Dental Visits	78%	100%	4	4.00
Academic Supports	70%	19%	3	0.57
Provider ECEM Visits	75%	52%	7	3.64
Provider General Contacts	73%	42%	7	2.94
Placements with Siblings	65%	72%	Not Scored	Not Scored
Placements within Legal County	19%	0%	Not Scored	Not Scored
Well-Being Sub-Total			25	15.15

*Performance calculation descriptions can be found in the FY 2019 RBWO PBP Measurements and Standards Guide.

Monitoring & Outcomes: Possible Points = 100	Points Earned: 77.98
Score Before Incentives Credit	77.98%
Incentives Awarded	2.00 pts
PBP Verification	N/A pts
Total Score	79.98%



DHS, DFCS, Office of Provider Management
Performance-Based Placement Measures
RBWO Provider GA+SCORECARD - CPA
Report Quarter: Q1 FY2019



Provider/Program Name: On The Path - (5209) - CPA

# New Foster Homes During Quarter: 2		# Children in Care During Quarter: 13	# Placements During Quarter: 15	# Children in Care On Last Day: 6
CPA Incentive Credits	Avg Performance All CPAs (%)	Provider Performance (%)*	Possible Points (Weight)	Provider Points Earned
Early EPSDT Medical Visits		Not Eligible	2	
Early EPSDT Dental Visits		Not Eligible	2	
Permanency Contacts		0%	5	0.00
Additional Academic Supports		0%	2	0.00
HS Grad/GED/Prof or Trade Certificate/College		N/A	10/5/5/1	
EYSS Agreement		Not Eligible	5	
Community Connections		0%	4	0.00
Foster Hm Retention Rate (threshold = 90)		89%	2	0.00
Foster Hm Recruitment (threshold = 100)		100%	2	2.00
Active Agency Accreditation		0%	4	0.00
Staff Clinical Licensure		0%	5	0.00
Incentives Total	5.38			2.00
Maximum total combined incentive credit allowed is 10 points.			Incentives Awarded	2.00

*Performance calculation descriptions can be found in the FY 2019 RBWO PBP Measurements and Standards Guide.

Child Protective Services Investigations and Dispositions

The following investigations data, which is not used for scoring but is considered significant to a provider's performance, is from Georgia SHINES and is not considered final or complete until the end of the fiscal year.

Total Reports:	0	
Number Screened In:	0	
Number Screened Out:	0	
Number Substantiated:	0	
Number Unsubstantiated:	0	
Number Active CPS Investigations:	0	

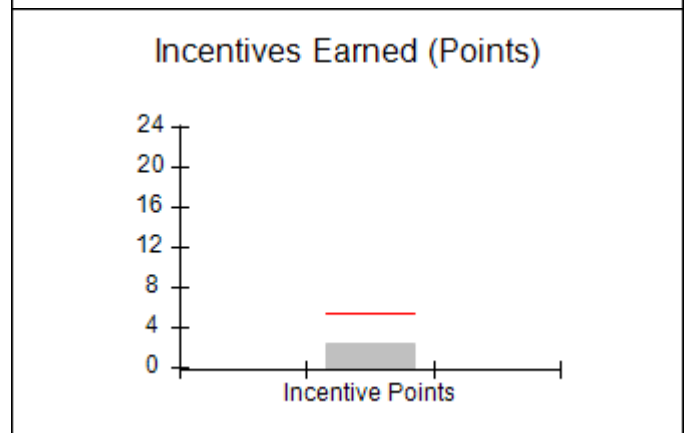
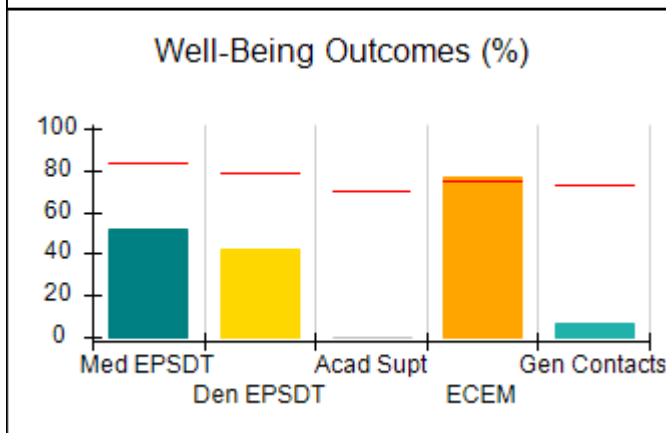
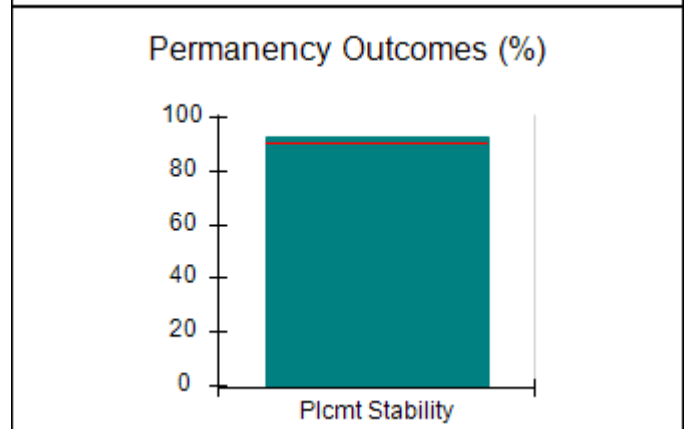
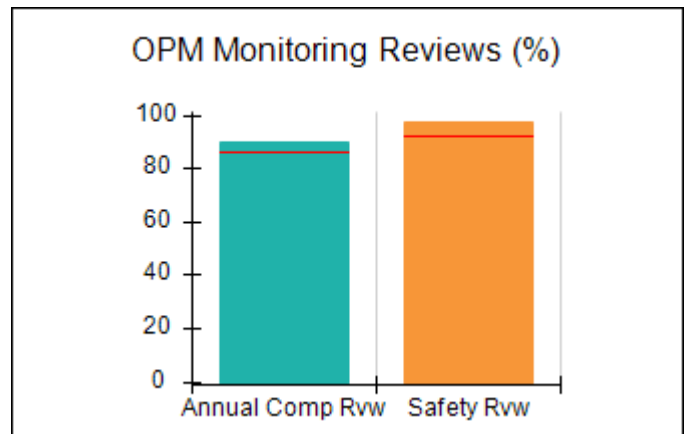
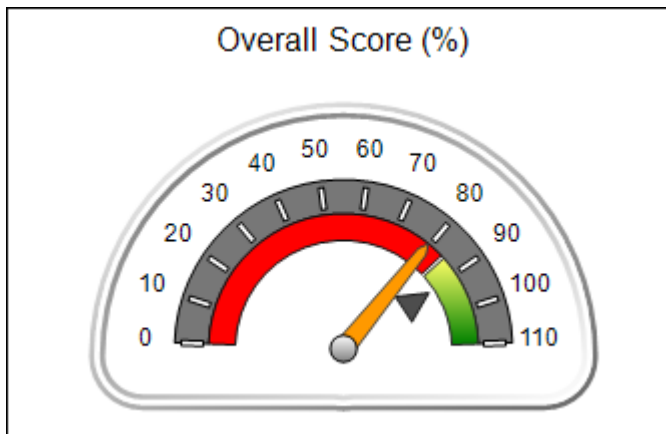


DHS, DFCS, Office of Provider Management
Performance-Based Placement Measures
RBWO Provider GA+SCORECARD - CPA
 Report Quarter: Q1 FY2019



Provider/Program Name: Ray of Hope Foster Care, Inc. - (5189) - CPA			
4405 Mall Blvd, Union City, GA 30291	Quarterly Scores (Grades)		Current Quarter Score (Grade)
Phone: 770-306-5144	Q1: 79.41 (C+)	Q2: N/A	79.41% (C+)
Vendor ID# 125385	Q3: N/A	Q4: N/A	
# New Foster Homes During Quarter: 0	# Children in Care During Quarter: 28	# Placements During Quarter: 29	# Children in Care On Last Day: 22
Quarterly Provider Comparisons to All CPAs			

▼ — indicates average for all CPAs





DHS, DFCS, Office of Provider Management
Performance-Based Placement Measures
RBWO Provider GA+SCORECARD - CPA



Report Quarter: Q1 FY2019

Provider/Program Name: Ray of Hope Foster Care, Inc. - (5189) - CPA				
4405 Mall Blvd, Union City, GA 30291	Quarterly Scores (Grades)		Current Quarter Score (Grade)	
Phone: 770-306-5144	Q1: 79.41 (C+)	Q2: N/A	79.41% (C+)	
Vendor ID# 125385	Q3: N/A	Q4: N/A		
# New Foster Homes During Quarter: 0	# Children in Care During Quarter: 28	# Placements During Quarter: 29	# Children in Care On Last Day: 22	
	Avg Performance All CPAs (%)	Provider Performance (%)*	Possible Points (Weight)	Provider Points Earned
OPM Monitoring Reviews				
Annual Comprehensive Reviews	86%	90%	25	22.53
Safety Reviews	92%	98%	15	14.63
Monitoring Sub-Total			40	37.16
CPA Safety Outcomes				
Incidence of Maltreatment	0.00%	No Substantiated Reports	10	10.00
Staff Training	92%	100%	5	5.00
Staff Safety Checks	86%	100%	5	5.00
Safety Sub-Total			20	20.00
CPA Permanency Outcomes				
Placement Stability	91%	93%	15	13.95
Permanency Sub-Total			15	13.95
CPA Well-Being Outcomes				
EPSDT Medical Visits	83%	52%	4	2.08
EPSDT Dental Visits	78%	42%	4	1.68
Academic Supports	70%	0%	3	0.00
Provider ECEM Visits	75%	77%	7	5.39
Provider General Contacts	73%	7%	7	0.49
Placements with Siblings	65%	70%	Not Scored	Not Scored
Placements within Legal County	19%	0%	Not Scored	Not Scored
Well-Being Sub-Total			25	9.64

*Performance calculation descriptions can be found in the FY 2019 RBWO PBP Measurements and Standards Guide.

Monitoring & Outcomes: Possible Points = 100	Points Earned: 80.75
Score Before Incentives Credit	80.75%
Incentives Awarded	2.36 pts
PBP Verification	-3.70 pts
Total Score	79.41%



DHS, DFCS, Office of Provider Management
Performance-Based Placement Measures
RBWO Provider GA+SCORECARD - CPA
Report Quarter: Q1 FY2019



Provider/Program Name: Ray of Hope Foster Care, Inc. - (5189) - CPA

# New Foster Homes During Quarter: 0		# Children in Care During Quarter: 28	# Placements During Quarter: 29	# Children in Care On Last Day: 22
CPA Incentive Credits	Avg Performance All CPAs (%)	Provider Performance (%)*	Possible Points (Weight)	Provider Points Earned
Early EPSDT Medical Visits		11%	2	0.22
Early EPSDT Dental Visits		7%	2	0.14
Permanency Contacts		None Planned	5	
Additional Academic Supports		0%	2	0.00
HS Grad/GED/Prof or Trade Certificate/College		N/A	10/5/5/1	
EYSS Agreement		Not Eligible	5	
Community Connections		0%	4	0.00
Foster Hm Retention Rate (threshold = 90)		100%	2	2.00
Foster Hm Recruitment (threshold = 100)		0%	2	0.00
Active Agency Accreditation		0%	4	0.00
Staff Clinical Licensure		0%	5	0.00
Incentives Total	5.38			2.36
Maximum total combined incentive credit allowed is 10 points.			Incentives Awarded	2.36
*Performance calculation descriptions can be found in the FY 2019 RBWO PBP Measurements and Standards Guide.				

Child Protective Services Investigations and Dispositions

The following investigations data, which is not used for scoring but is considered significant to a provider's performance, is from Georgia SHINES and is not considered final or complete until the end of the fiscal year.

Total Reports:	0	
Number Screened In:	0	
Number Screened Out:	0	
Number Substantiated:	0	
Number Unsubstantiated:	0	
Number Active CPS Investigations:	0	



DHS, DFCS, Office of Provider Management

Performance-Based Placement Measures

RBWO Provider GA+SCORECARD - CPA



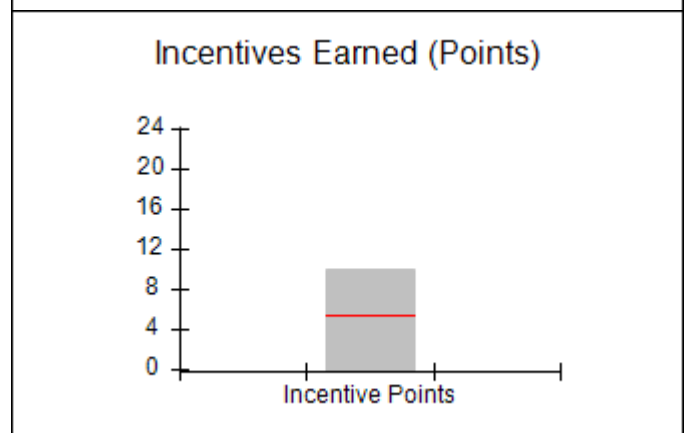
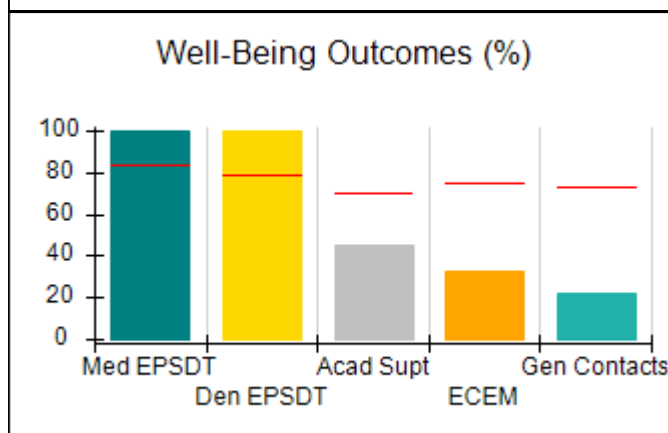
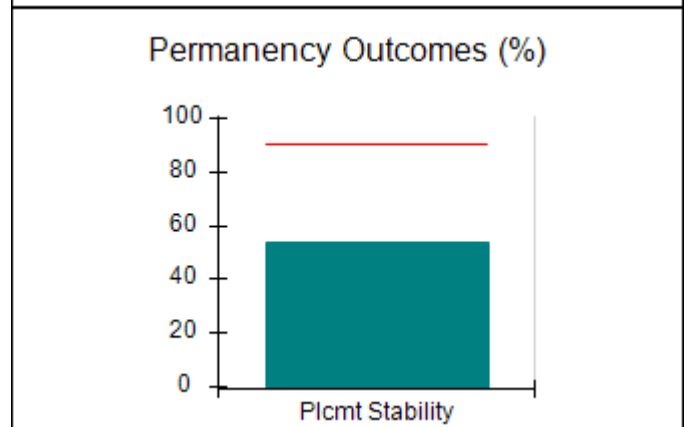
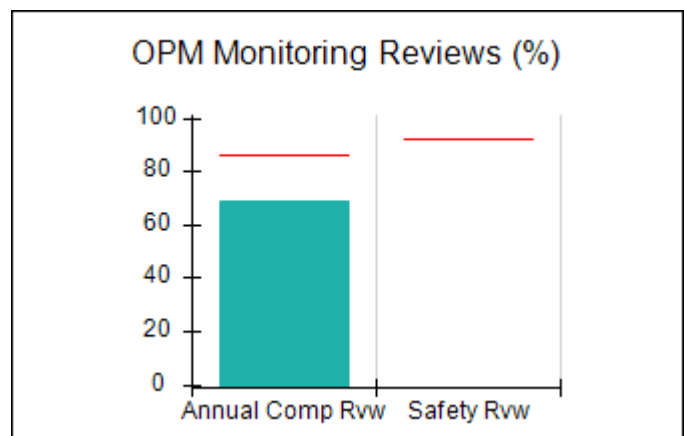
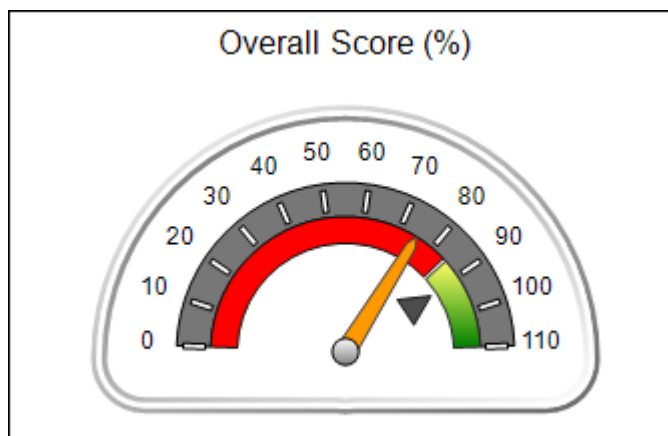
Report Quarter: Q1 FY2019

Provider/Program Name: Rose Garden Community Development - dba We Are Precious (5272) - CPA

1868 Washington Road, East Point, GA 30337	Quarterly Scores (Grades)		Current Quarter Score (Grade)
Phone: 404-925-4706	Q1: 74.90 (C)	Q2: N/A	74.90% (C)
Vendor ID# 153030	Q3: N/A	Q4: N/A	
# New Foster Homes During Quarter: 4	# Children in Care During Quarter: 13	# Placements During Quarter: 15	# Children in Care On Last Day: 6

Quarterly Provider Comparisons to All CPAs

▼ — indicates average for all CPAs





DHS, DFCS, Office of Provider Management
Performance-Based Placement Measures
RBWO Provider GA+SCORECARD - CPA



Report Quarter: Q1 FY2019

Provider/Program Name: Rose Garden Community Development - dba We Are Precious (5272) - CPA

1868 Washington Road, East Point, GA 30337	Quarterly Scores (Grades)		Current Quarter Score (Grade)
Phone: 404-925-4706	Q1: 74.90 (C)	Q2: N/A	74.90% (C)
Vendor ID# 153030	Q3: N/A	Q4: N/A	

# New Foster Homes During Quarter: 4	# Children in Care During Quarter: 13	# Placements During Quarter: 15	# Children in Care On Last Day: 6
--------------------------------------	---------------------------------------	---------------------------------	-----------------------------------

	Avg Performance All CPAs (%)	Provider Performance (%)*	Possible Points (Weight)	Provider Points Earned
--	------------------------------	---------------------------	--------------------------	------------------------

OPM Monitoring Reviews

Annual Comprehensive Reviews	86%	69%	25	17.16
Safety Reviews	92%	Not Yet Conducted		
Monitoring Sub-Total			25	17.16

CPA Safety Outcomes

Incidence of Maltreatment	0.00%	No Substantiated Reports	10	10.00
Staff Training	92%	67%	5	3.35
Staff Safety Checks	86%	67%	5	3.35
Safety Sub-Total			20	16.70

CPA Permanency Outcomes

Placement Stability	91%	54%	15	8.10
Permanency Sub-Total			15	8.10

CPA Well-Being Outcomes

EPSDT Medical Visits	83%	100%	4	4.00
EPSDT Dental Visits	78%	100%	4	4.00
Academic Supports	70%	45%	3	1.35
Provider ECEM Visits	75%	33%	7	2.31
Provider General Contacts	73%	22%	7	1.54
Placements with Siblings	65%	93%	Not Scored	Not Scored
Placements within Legal County	19%	11%	Not Scored	Not Scored
Well-Being Sub-Total			25	13.20

*Performance calculation descriptions can be found in the FY 2019 RBWO PBP Measurements and Standards Guide.

Monitoring & Outcomes: Possible Points = 85	Points Earned: 55.16
Score Before Incentives Credit	64.90%
Incentives Awarded	10.00 pts
PBP Verification	N/A pts
Total Score	74.90%



DHS, DFCS, Office of Provider Management
Performance-Based Placement Measures
RBWO Provider GA+SCORECARD - CPA



Report Quarter: Q1 FY2019

Provider/Program Name: Rose Garden Community Development - dba We Are Precious (5272) - CPA

# New Foster Homes During Quarter: 4		# Children in Care During Quarter: 13	# Placements During Quarter: 15	# Children in Care On Last Day: 6
CPA Incentive Credits	Avg Performance All CPAs (%)	Provider Performance (%)*	Possible Points (Weight)	Provider Points Earned
Early EPSDT Medical Visits		100%	2	2.00
Early EPSDT Dental Visits		100%	2	2.00
Permanency Contacts		None Planned	5	
Additional Academic Supports		0%	2	0.00
HS Grad/GED/Prof or Trade Certificate/College		N/A	10/5/5/1	
EYSS Agreement		Not Eligible	5	
Community Connections		100%	4	4.00
Foster Hm Retention Rate (threshold = 90)		67%	2	0.00
Foster Hm Recruitment (threshold = 100)		400%	2	2.00
Active Agency Accreditation		0%	4	0.00
Staff Clinical Licensure		0%	5	0.00
Incentives Total	5.38			10.00
Maximum total combined incentive credit allowed is 10 points.			Incentives Awarded	10.00

*Performance calculation descriptions can be found in the FY 2019 RBWO PBP Measurements and Standards Guide.

Child Protective Services Investigations and Dispositions

The following investigations data, which is not used for scoring but is considered significant to a provider's performance, is from Georgia SHINES and is not considered final or complete until the end of the fiscal year.

Total Reports:	1
Number Screened In:	1
Number Screened Out:	0
Number Substantiated:	0
Number Unsubstantiated:	5
Number Active CPS Investigations:	-4



DHS, DFCS, Office of Provider Management

Performance-Based Placement Measures

RBWO Provider GA+SCORECARD - CPA



Report Quarter: Q1 FY2019

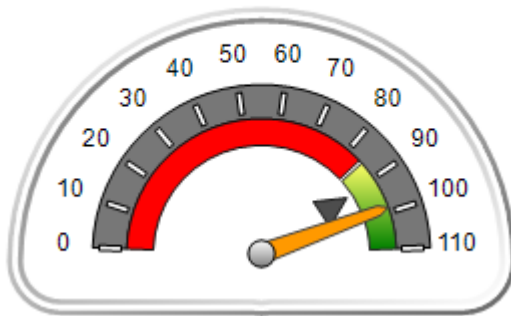
Provider/Program Name: Seeds That Grow, Inc. - Conyers (5322) - CPA

1805 Overlake Dr., Conyers, GA 30013	Quarterly Scores (Grades)		Current Quarter Score (Grade)
Phone: 770-679-9021	Q1: 98.72 (A+)	Q2: N/A	98.72% (A+)
Vendor ID# 15077	Q3: N/A	Q4: N/A	
# New Foster Homes During Quarter: 4	# Children in Care During Quarter: 24	# Placements During Quarter: 24	# Children in Care On Last Day: 15

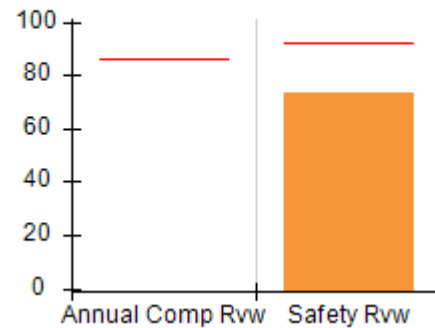
Quarterly Provider Comparisons to All CPAs

▼ — indicates average for all CPAs

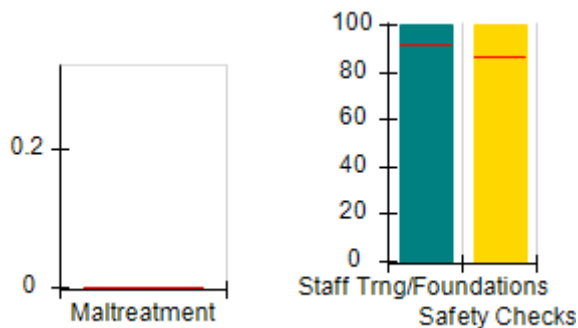
Overall Score (%)



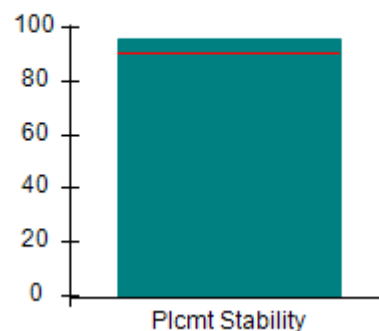
OPM Monitoring Reviews (%)



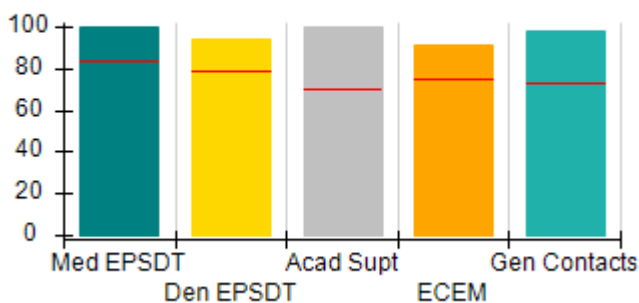
Safety Outcomes (%)



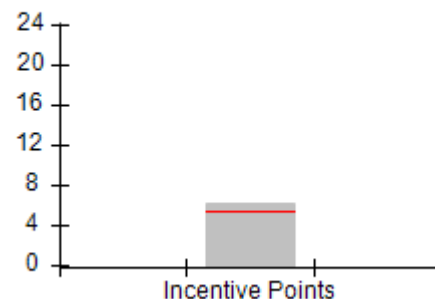
Permanency Outcomes (%)



Well-Being Outcomes (%)



Incentives Earned (Points)





DHS, DFCS, Office of Provider Management
Performance-Based Placement Measures
RBWO Provider GA+SCORECARD - CPA



Report Quarter: Q1 FY2019

Provider/Program Name: Seeds That Grow, Inc. - Conyers (5322) - CPA				
1805 Overlake Dr., Conyers, GA 30013		Quarterly Scores (Grades)		Current Quarter Score (Grade)
Phone: 770-679-9021		Q1: 98.72 (A+)	Q2: N/A	98.72% (A+)
Vendor ID# 15077		Q3: N/A	Q4: N/A	
# New Foster Homes During Quarter: 4		# Children in Care During Quarter: 24	# Placements During Quarter: 24	# Children in Care On Last Day: 15
	Avg Performance All CPAs (%)	Provider Performance (%)*	Possible Points (Weight)	Provider Points Earned
OPM Monitoring Reviews				
Annual Comprehensive Reviews	86%	Not Yet Conducted		
Safety Reviews	92%	73%	15	11.00
Monitoring Sub-Total			15	11.00
CPA Safety Outcomes				
Incidence of Maltreatment	0.00%	No Substantiated Reports	10	10.00
Staff Training	92%	100%	5	5.00
Staff Safety Checks	86%	100%	5	5.00
Safety Sub-Total			20	20.00
CPA Permanency Outcomes				
Placement Stability	91%	96%	15	14.40
Permanency Sub-Total			15	14.40
CPA Well-Being Outcomes				
EPSDT Medical Visits	83%	100%	4	4.00
EPSDT Dental Visits	78%	94%	4	3.76
Academic Supports	70%	100%	3	3.00
Provider ECEM Visits	75%	91%	7	6.37
Provider General Contacts	73%	98%	7	6.86
Placements with Siblings	65%	44%	Not Scored	Not Scored
Placements within Legal County	19%	0%	Not Scored	Not Scored
Well-Being Sub-Total			25	23.99

*Performance calculation descriptions can be found in the FY 2019 RBWO PBP Measurements and Standards Guide.

Monitoring & Outcomes: Possible Points = 75		Points Earned: 69.39	
Score Before Incentives Credit			92.52%
Incentives Awarded			6.20 pts
PBP Verification			N/A pts
Total Score			98.72%



DHS, DFCS, Office of Provider Management
Performance-Based Placement Measures
RBWO Provider GA+SCORECARD - CPA
Report Quarter: Q1 FY2019



Provider/Program Name: Seeds That Grow, Inc. - Conyers (5322) - CPA

# New Foster Homes During Quarter: 4		# Children in Care During Quarter: 24	# Placements During Quarter: 24	# Children in Care On Last Day: 15
CPA Incentive Credits	Avg Performance All CPAs (%)	Provider Performance (%)*	Possible Points (Weight)	Provider Points Earned
Early EPSDT Medical Visits		100%	2	2.00
Early EPSDT Dental Visits		83%	2	1.66
Permanency Contacts		0%	5	0.00
Additional Academic Supports		27%	2	0.54
HS Grad/GED/Prof or Trade Certificate/College		N/A	10/5/5/1	
EYSS Agreement		Not Eligible	5	
Community Connections		0%	4	0.00
Foster Hm Retention Rate (threshold = 90)		86%	2	0.00
Foster Hm Recruitment (threshold = 100)		300%	2	2.00
Active Agency Accreditation		0%	4	0.00
Staff Clinical Licensure		0%	5	0.00
Incentives Total	5.38			6.20
Maximum total combined incentive credit allowed is 10 points.			Incentives Awarded	6.20

*Performance calculation descriptions can be found in the FY 2019 RBWO PBP Measurements and Standards Guide.

Child Protective Services Investigations and Dispositions

The following investigations data, which is not used for scoring but is considered significant to a provider's performance, is from Georgia SHINES and is not considered final or complete until the end of the fiscal year.

Total Reports:	0
Number Screened In:	0
Number Screened Out:	0
Number Substantiated:	0
Number Unsubstantiated:	0
Number Active CPS Investigations:	0



DHS, DFCS, Office of Provider Management

Performance-Based Placement Measures

RBWO Provider GA+SCORECARD - CPA



Report Quarter: Q1 FY2019

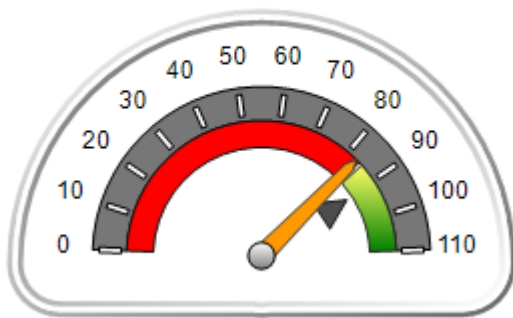
Provider/Program Name: Trinity J and D, LLC - Trinity J and D, LLC (980) - CPA

7805 Waters Avenue, Savannah, GA 31406	Quarterly Scores (Grades)		Current Quarter Score (Grade)
Phone: 912-443-3799	Q1: 82.99 (B-)	Q2: N/A	82.99% (B-)
Vendor ID# 40245	Q3: N/A	Q4: N/A	
# New Foster Homes During Quarter: 0	# Children in Care During Quarter: 26	# Placements During Quarter: 29	# Children in Care On Last Day: 23

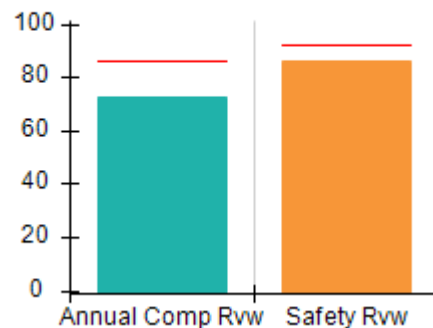
Quarterly Provider Comparisons to All CPAs

— indicates average for all CPAs

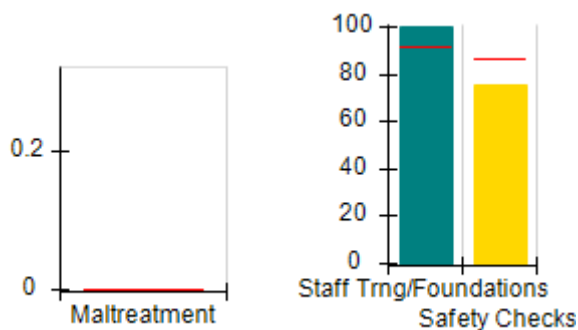
Overall Score (%)



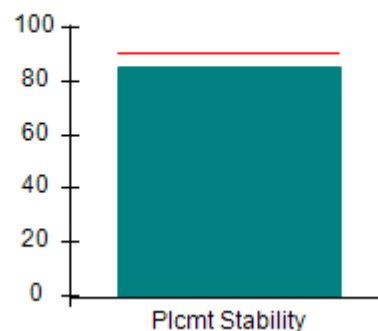
OPM Monitoring Reviews (%)



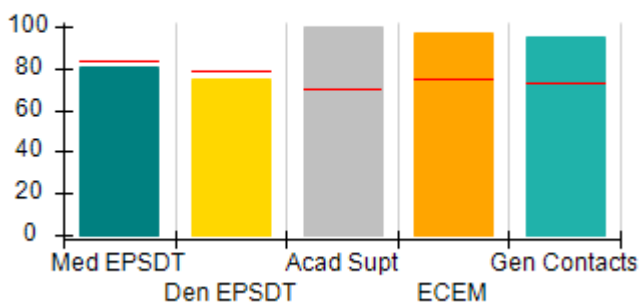
Safety Outcomes (%)



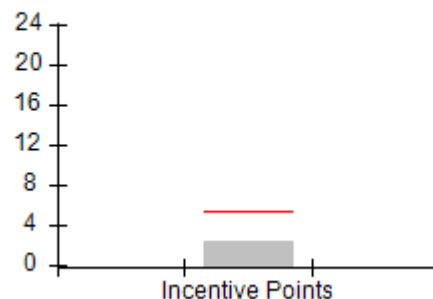
Permanency Outcomes (%)



Well-Being Outcomes (%)



Incentives Earned (Points)





DHS, DFCS, Office of Provider Management
Performance-Based Placement Measures
RBWO Provider GA+SCORECARD - CPA



Report Quarter: Q1 FY2019

Provider/Program Name: Trinity J and D, LLC - Trinity J and D, LLC (980) - CPA				
7805 Waters Avenue, Savannah, GA 31406	Quarterly Scores (Grades)			Current Quarter Score (Grade)
Phone: 912-443-3799	Q1: 82.99 (B-)	Q2: N/A	82.99% (B-)	
Vendor ID# 40245	Q3: N/A	Q4: N/A		
# New Foster Homes During Quarter: 0	# Children in Care During Quarter: 26	# Placements During Quarter: 29	# Children in Care On Last Day: 23	
	Avg Performance All CPAs (%)	Provider Performance (%)*	Possible Points (Weight)	Provider Points Earned
OPM Monitoring Reviews				
Annual Comprehensive Reviews	86%	73%	25	18.20
Safety Reviews	92%	86%	15	12.93
Monitoring Sub-Total			40	31.13
CPA Safety Outcomes				
Incidence of Maltreatment	0.00%	No Substantiated Reports	10	10.00
Staff Training	92%	100%	5	5.00
Staff Safety Checks	86%	75%	5	3.75
Safety Sub-Total			20	18.75
CPA Permanency Outcomes				
Placement Stability	91%	85%	15	12.75
Permanency Sub-Total			15	12.75
CPA Well-Being Outcomes				
EPSDT Medical Visits	83%	81%	4	3.24
EPSDT Dental Visits	78%	75%	4	3.00
Academic Supports	70%	100%	3	3.00
Provider ECEM Visits	75%	97%	7	6.79
Provider General Contacts	73%	95%	7	6.65
Placements with Siblings	65%	100%	Not Scored	Not Scored
Placements within Legal County	19%	14%	Not Scored	Not Scored
Well-Being Sub-Total			25	22.68

*Performance calculation descriptions can be found in the FY 2019 RBWO PBP Measurements and Standards Guide.

Monitoring & Outcomes: Possible Points = 100	Points Earned: 85.31
Score Before Incentives Credit	85.31%
Incentives Awarded	2.38 pts
PBP Verification	-4.70 pts
Total Score	82.99%



DHS, DFCS, Office of Provider Management
Performance-Based Placement Measures
RBWO Provider GA+SCORECARD - CPA



Report Quarter: Q1 FY2019

Provider/Program Name: Trinity J and D, LLC - Trinity J and D, LLC (980) - CPA

# New Foster Homes During Quarter: 0		# Children in Care During Quarter: 26	# Placements During Quarter: 29	# Children in Care On Last Day: 23
CPA Incentive Credits	Avg Performance All CPAs (%)	Provider Performance (%)*	Possible Points (Weight)	Provider Points Earned
Early EPSDT Medical Visits		75%	2	1.50
Early EPSDT Dental Visits		44%	2	0.88
Permanency Contacts		None Planned	5	
Additional Academic Supports		0%	2	0.00
HS Grad/GED/Prof or Trade Certificate/College		N/A	10/5/5/1	
EYSS Agreement		Not Eligible	5	
Community Connections		0%	4	0.00
Foster Hm Retention Rate (threshold = 90)		81%	2	0.00
Foster Hm Recruitment (threshold = 100)		0%	2	0.00
Active Agency Accreditation		0%	4	0.00
Staff Clinical Licensure		0%	5	0.00
Incentives Total	5.38			2.38
Maximum total combined incentive credit allowed is 10 points.			Incentives Awarded	2.38

*Performance calculation descriptions can be found in the FY 2019 RBWO PBP Measurements and Standards Guide.

Child Protective Services Investigations and Dispositions

The following investigations data, which is not used for scoring but is considered significant to a provider's performance, is from Georgia SHINES and is not considered final or complete until the end of the fiscal year.

Total Reports:	0
Number Screened In:	0
Number Screened Out:	0
Number Substantiated:	0
Number Unsubstantiated:	0
Number Active CPS Investigations:	0



DHS, DFCS, Office of Provider Management
Performance-Based Placement Measures
RBWO Provider GA+SCORECARD - CPA



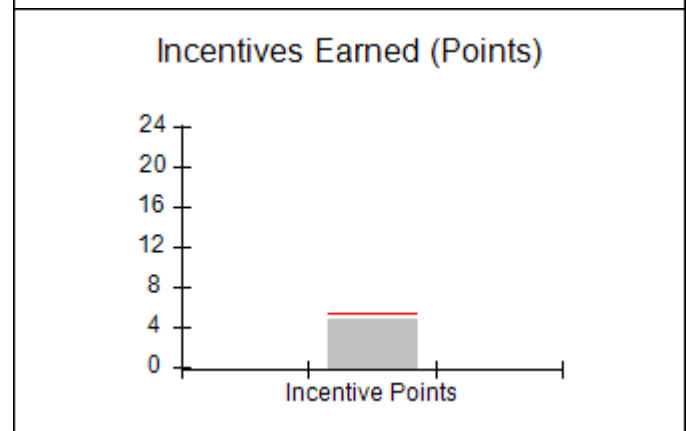
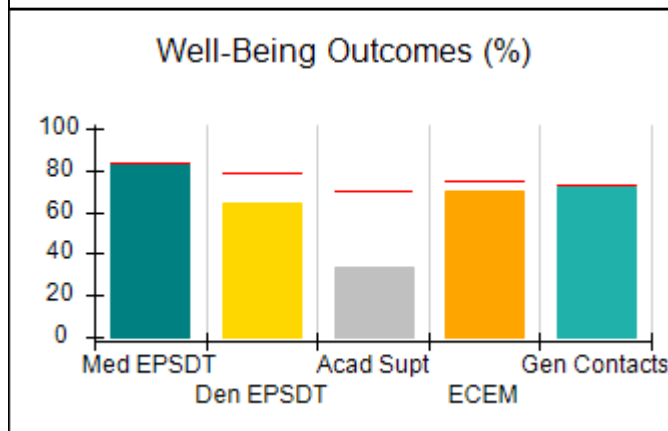
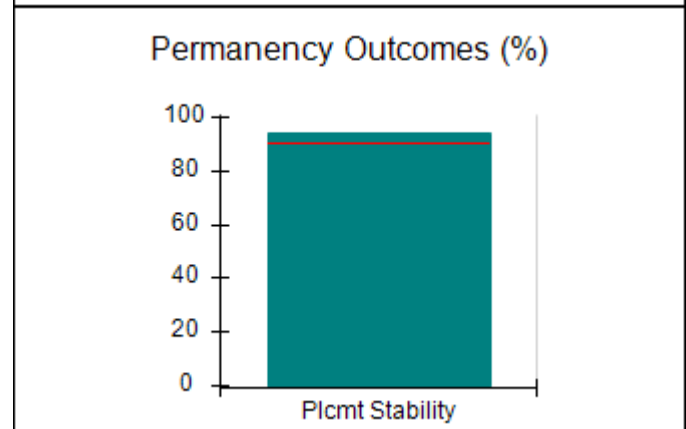
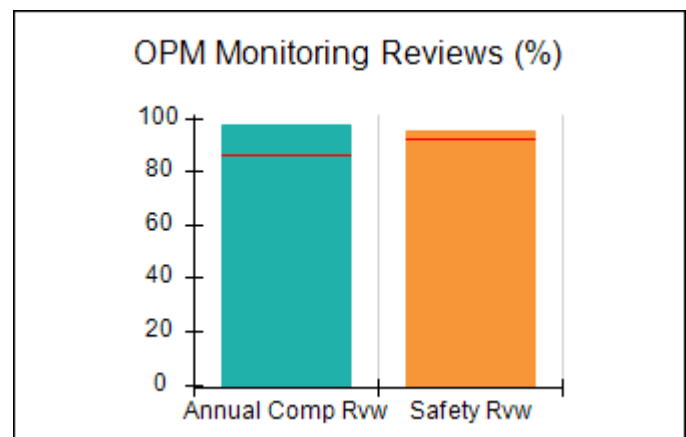
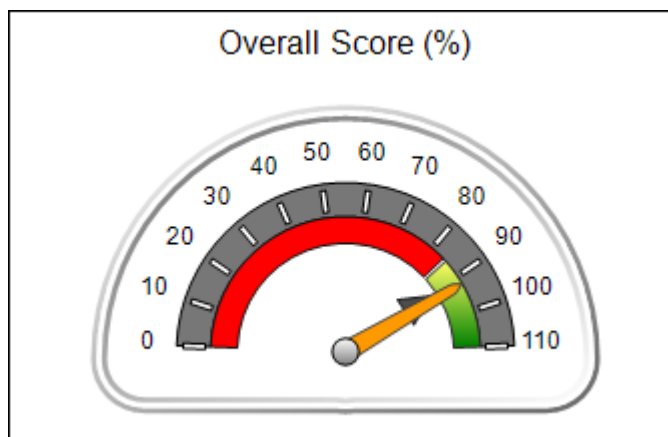
Report Quarter: Q1 FY2019

Provider/Program Name: Twin Cedars Youth Services - Foster Care (932) - CPA

2250 Northside Crossing, Macon, GA 31210	Quarterly Scores (Grades)		Current Quarter Score (Grade)
Phone: 706-298-0050	Q1: 92.40 (A-)	Q2: N/A	92.40% (A-)
Vendor ID# 35611	Q3: N/A	Q4: N/A	
# New Foster Homes During Quarter: 6	# Children in Care During Quarter: 53	# Placements During Quarter: 54	# Children in Care On Last Day: 41

Quarterly Provider Comparisons to All CPAs

▼ — indicates average for all CPAs





DHS, DFCS, Office of Provider Management
Performance-Based Placement Measures
RBWO Provider GA+SCORECARD - CPA



Report Quarter: Q1 FY2019

Provider/Program Name: Twin Cedars Youth Services - Foster Care (932) - CPA

2250 Northside Crossing, Macon, GA 31210	Quarterly Scores (Grades)		Current Quarter Score (Grade)
Phone: 706-298-0050	Q1: 92.40 (A-)	Q2: N/A	92.40% (A-)
Vendor ID# 35611	Q3: N/A	Q4: N/A	

# New Foster Homes During Quarter: 6	# Children in Care During Quarter: 53	# Placements During Quarter: 54	# Children in Care On Last Day: 41
--------------------------------------	---------------------------------------	---------------------------------	------------------------------------

	Avg Performance All CPAs (%)	Provider Performance (%)*	Possible Points (Weight)	Provider Points Earned
--	-------------------------------------	----------------------------------	---------------------------------	-------------------------------

OPM Monitoring Reviews

Annual Comprehensive Reviews	86%	97%	25	24.28
Safety Reviews	92%	96%	15	14.33
Monitoring Sub-Total			40	38.61

CPA Safety Outcomes

Incidence of Maltreatment	0.00%	No Substantiated Reports	10	10.00
Staff Training	92%	100%	5	5.00
Staff Safety Checks	86%	63%	5	3.15
Safety Sub-Total			20	18.15

CPA Permanency Outcomes

Placement Stability	91%	94%	15	14.10
Permanency Sub-Total			15	14.10

CPA Well-Being Outcomes

EPSDT Medical Visits	83%	83%	4	3.32
EPSDT Dental Visits	78%	64%	4	2.56
Academic Supports	70%	34%	3	1.02
Provider ECEM Visits	75%	70%	7	4.90
Provider General Contacts	73%	72%	7	5.04
Placements with Siblings	65%	39%	Not Scored	Not Scored
Placements within Legal County	19%	9%	Not Scored	Not Scored
Well-Being Sub-Total			25	16.84

*Performance calculation descriptions can be found in the FY 2019 RBWO PBP Measurements and Standards Guide.

Monitoring & Outcomes: Possible Points = 100	Points Earned: 87.70
Score Before Incentives Credit	87.70%
Incentives Awarded	4.70 pts
PBP Verification	N/A pts
Total Score	92.40%



DHS, DFCS, Office of Provider Management
Performance-Based Placement Measures
RBWO Provider GA+SCORECARD - CPA
Report Quarter: Q1 FY2019



Provider/Program Name: Twin Cedars Youth Services - Foster Care (932) - CPA

# New Foster Homes During Quarter: 6		# Children in Care During Quarter: 53	# Placements During Quarter: 54	# Children in Care On Last Day: 41
CPA Incentive Credits	Avg Performance All CPAs (%)	Provider Performance (%)*	Possible Points (Weight)	Provider Points Earned
Early EPSDT Medical Visits		20%	2	0.40
Early EPSDT Dental Visits		15%	2	0.30
Permanency Contacts		0%	5	0.00
Additional Academic Supports		0%	2	0.00
HS Grad/GED/Prof or Trade Certificate/College		N/A	10/5/5/1	
EYSS Agreement		Not Eligible	5	
Community Connections		0%	4	0.00
Foster Hm Retention Rate (threshold = 90)		76%	2	0.00
Foster Hm Recruitment (threshold = 100)		150%	2	2.00
Active Agency Accreditation		50%	4	2.00
Staff Clinical Licensure		0%	5	0.00
Incentives Total	5.38			4.70
Maximum total combined incentive credit allowed is 10 points.			Incentives Awarded	4.70
*Performance calculation descriptions can be found in the FY 2019 RBWO PBP Measurements and Standards Guide.				

Child Protective Services Investigations and Dispositions

The following investigations data, which is not used for scoring but is considered significant to a provider's performance, is from Georgia SHINES and is not considered final or complete until the end of the fiscal year.

Total Reports:	3
Number Screened In:	2
Number Screened Out:	1
Number Substantiated:	0
Number Unsubstantiated:	2
Number Active CPS Investigations:	0



DHS, DFCS, Office of Provider Management

Performance-Based Placement Measures

RBWO Provider GA+SCORECARD - CPA



Report Quarter: Q1 FY2019

Provider/Program Name: United Methodist Children Home of the North GA Conference - (847) - CPA

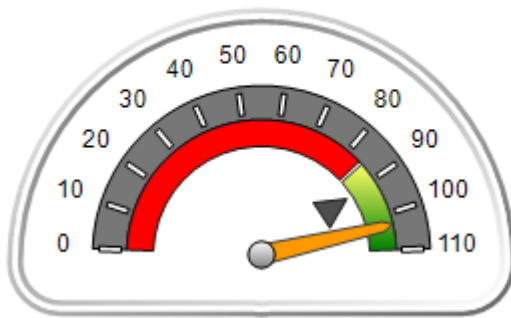
1967 Lakeside Pkwy, Tucker, GA 30084	Quarterly Scores (Grades)		Current Quarter Score (Grade)
Phone: 404-327-5820	Q1: 103.19 (A+)	Q2: N/A	103.19% (A+)
Vendor ID# 35624	Q3: N/A	Q4: N/A	
# New Foster Homes During Quarter: 5	# Children in Care During Quarter: 85	# Placements During Quarter: 86	# Children in Care On Last Day: 48

Quarterly Provider Comparisons to All CPAs

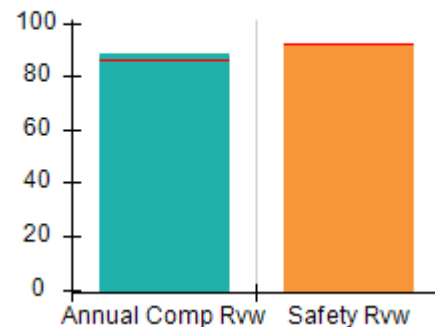


indicates average for all CPAs

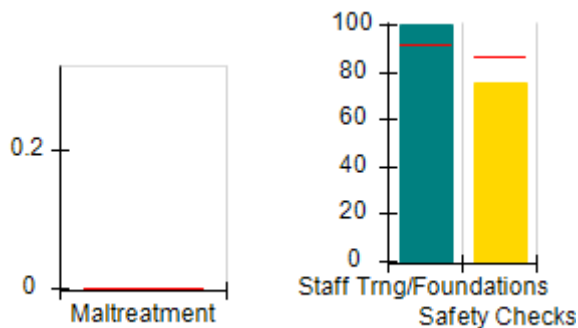
Overall Score (%)



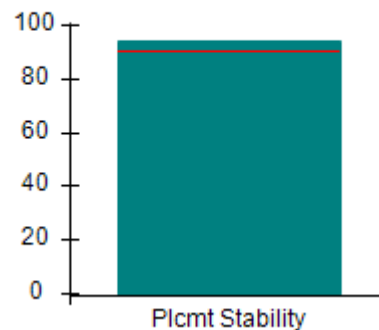
OPM Monitoring Reviews (%)



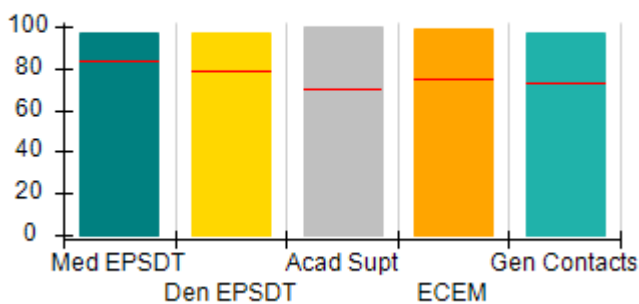
Safety Outcomes (%)



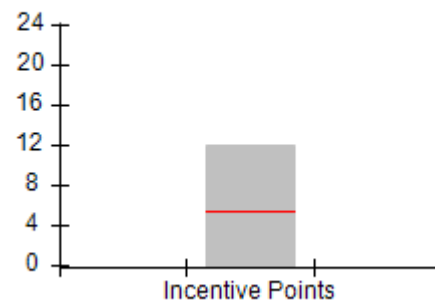
Permanency Outcomes (%)



Well-Being Outcomes (%)



Incentives Earned (Points)





DHS, DFCS, Office of Provider Management
Performance-Based Placement Measures
RBWO Provider GA+SCORECARD - CPA



Report Quarter: Q1 FY2019

Provider/Program Name: United Methodist Children Home of the North GA Conference - (847) - CPA				
1967 Lakeside Pkwy, Tucker, GA 30084		Quarterly Scores (Grades)		Current Quarter Score (Grade)
Phone: 404-327-5820		Q1: 103.19 (A+)	Q2: N/A	103.19% (A+)
Vendor ID# 35624		Q3: N/A	Q4: N/A	
# New Foster Homes During Quarter: 5		# Children in Care During Quarter: 85	# Placements During Quarter: 86	# Children in Care On Last Day: 48
	Avg Performance All CPAs (%)	Provider Performance (%)*	Possible Points (Weight)	Provider Points Earned
OPM Monitoring Reviews				
Annual Comprehensive Reviews	86%	88%	25	22.06
Safety Reviews	92%	92%	15	13.81
Monitoring Sub-Total			40	35.86
CPA Safety Outcomes				
Incidence of Maltreatment	0.00%	No Substantiated Reports	10	10.00
Staff Training	92%	100%	5	5.00
Staff Safety Checks	86%	75%	5	3.75
Safety Sub-Total			20	18.75
CPA Permanency Outcomes				
Placement Stability	91%	94%	15	14.10
Permanency Sub-Total			15	14.10
CPA Well-Being Outcomes				
EPSDT Medical Visits	83%	97%	4	3.88
EPSDT Dental Visits	78%	97%	4	3.88
Academic Supports	70%	100%	3	3.00
Provider ECEM Visits	75%	99%	7	6.93
Provider General Contacts	73%	97%	7	6.79
Placements with Siblings	65%	56%	Not Scored	Not Scored
Placements within Legal County	19%	22%	Not Scored	Not Scored
Well-Being Sub-Total			25	24.48
*Performance calculation descriptions can be found in the FY 2019 RBWO PBP Measurements and Standards Guide.				
Monitoring & Outcomes: Possible Points = 100			Points Earned: 93.19	
Score Before Incentives Credit			93.19%	
Incentives Awarded			10.00 pts	
PBP Verification			0.00 pts	
Total Score			103.19%	



DHS, DFCS, Office of Provider Management
Performance-Based Placement Measures
RBWO Provider GA+SCORECARD - CPA



Report Quarter: Q1 FY2019

Provider/Program Name: United Methodist Children Home of the North GA Conference - (847) - CPA

# New Foster Homes During Quarter: 5		# Children in Care During Quarter: 85	# Placements During Quarter: 86	# Children in Care On Last Day: 48
CPA Incentive Credits	Avg Performance All CPAs (%)	Provider Performance (%)*	Possible Points (Weight)	Provider Points Earned
Early EPSDT Medical Visits		86%	2	1.72
Early EPSDT Dental Visits		92%	2	1.84
Permanency Contacts		0%	5	0.00
Additional Academic Supports		0%	2	0.00
HS Grad/GED/Prof or Trade Certificate/College		N/A	10/5/5/1	
EYSS Agreement		Not Eligible	5	
Community Connections		0%	4	0.00
Foster Hm Retention Rate (threshold = 90)		78%	2	0.00
Foster Hm Recruitment (threshold = 100)		125%	2	2.00
Active Agency Accreditation		100%	4	4.00
Staff Clinical Licensure		50%	5	2.50
Incentives Total	5.38			12.06
Maximum total combined incentive credit allowed is 10 points.			Incentives Awarded	10.00

*Performance calculation descriptions can be found in the FY 2019 RBWO PBP Measurements and Standards Guide.

Child Protective Services Investigations and Dispositions

The following investigations data, which is not used for scoring but is considered significant to a provider's performance, is from Georgia SHINES and is not considered final or complete until the end of the fiscal year.

Total Reports:	0
Number Screened In:	0
Number Screened Out:	0
Number Substantiated:	0
Number Unsubstantiated:	0
Number Active CPS Investigations:	0

**Performance-Based Placement Measures**
RBWO Provider GA+SCORECARD - CPA

Report Quarter: Q1 FY2019

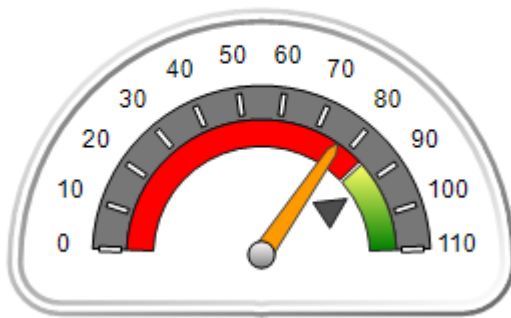
Provider/Program Name: United Methodist Children Home of the North GA Conference - Augusta (5363) - CPA

555 Hereford Farm Rd., Evans, GA 30809	Quarterly Scores (Grades)		Current Quarter Score (Grade)
Phone: 404-327-5841	Q1: 76.52 (C)	Q2: N/A	76.52% (C)
Vendor ID# 161215	Q3: N/A	Q4: N/A	
# New Foster Homes During Quarter: 2	# Children in Care During Quarter: 3	# Placements During Quarter: 3	# Children in Care On Last Day: 3

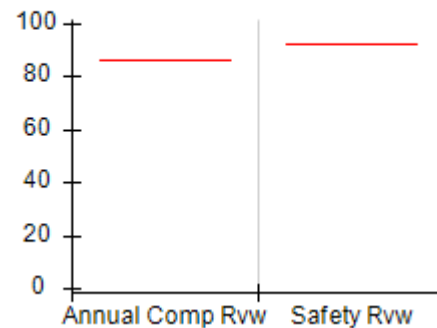
Quarterly Provider Comparisons to All CPAs

▼ — indicates average for all CPAs

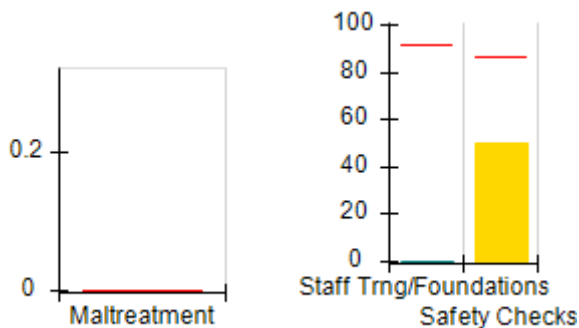
Overall Score (%)



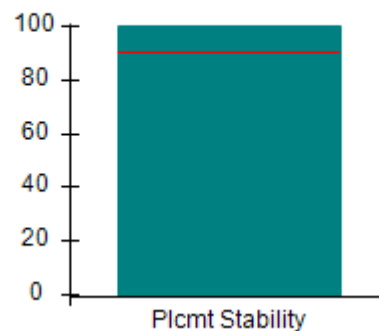
OPM Monitoring Reviews (%)



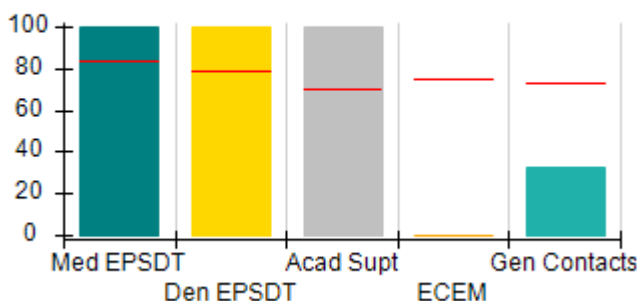
Safety Outcomes (%)



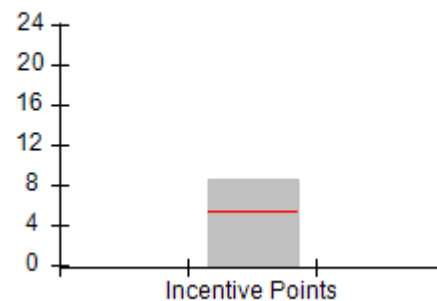
Permanency Outcomes (%)



Well-Being Outcomes (%)



Incentives Earned (Points)





Performance-Based Placement Measures

RBWO Provider GA+SCORECARD - CPA

Report Quarter: Q1 FY2019

Provider/Program Name: United Methodist Children Home of the North GA Conference - Augusta (5363) - CPA

555 Hereford Farm Rd., Evans, GA 30809	Quarterly Scores (Grades)		Current Quarter Score (Grade)
Phone: 404-327-5841	Q1: 76.52 (C)	Q2: N/A	76.52% (C)
Vendor ID# 161215	Q3: N/A	Q4: N/A	

# New Foster Homes During Quarter: 2	# Children in Care During Quarter: 3	# Placements During Quarter: 3	# Children in Care On Last Day: 3
--------------------------------------	--------------------------------------	--------------------------------	-----------------------------------

	Avg Performance All CPAs (%)	Provider Performance (%)*	Possible Points (Weight)	Provider Points Earned
--	------------------------------	---------------------------	--------------------------	------------------------

OPM Monitoring Reviews

Annual Comprehensive Reviews	86%	Not Yet Conducted		
Safety Reviews	92%	Not Yet Conducted		
Monitoring Sub-Total				0.00

CPA Safety Outcomes

Incidence of Maltreatment	0.00%	No Substantiated Reports	10	10.00
Staff Training	92%	0%	5	0.00
Staff Safety Checks	86%	50%	5	2.50
Safety Sub-Total			20	12.50

CPA Permanency Outcomes

Placement Stability	91%	100%	15	15.00
Permanency Sub-Total			15	15.00

CPA Well-Being Outcomes

EPSDT Medical Visits	83%	100%	4	4.00
EPSDT Dental Visits	78%	100%	4	4.00
Academic Supports	70%	100%	3	3.00
Provider ECEM Visits	75%	0%	7	0.00
Provider General Contacts	73%	33%	7	2.31
Placements with Siblings	65%	100%	Not Scored	Not Scored
Placements within Legal County	19%	100%	Not Scored	Not Scored
Well-Being Sub-Total			25	13.31

*Performance calculation descriptions can be found in the FY 2019 RBWO PBP Measurements and Standards Guide.

Monitoring & Outcomes: Possible Points = 60	Points Earned: 40.81
Score Before Incentives Credit	68.02%
Incentives Awarded	8.50 pts
PBP Verification	N/A pts
Total Score	76.52%



Performance-Based Placement Measures RBWO Provider GA+SCORECARD - CPA

Report Quarter: Q1 FY2019

Provider/Program Name: United Methodist Children Home of the North GA Conference - Augusta (5363) - CPA

# New Foster Homes During Quarter: 2		# Children in Care During Quarter: 3	# Placements During Quarter: 3	# Children in Care On Last Day: 3
CPA Incentive Credits	Avg Performance All CPAs (%)	Provider Performance (%)*	Possible Points (Weight)	Provider Points Earned
Early EPSDT Medical Visits		100%	2	2.00
Early EPSDT Dental Visits		100%	2	2.00
Permanency Contacts		None Planned	5	
Additional Academic Supports		100%	2	2.00
HS Grad/GED/Prof or Trade Certificate/College		N/A	10/5/5/1	
EYSS Agreement		Not Eligible	5	
Community Connections		Not Eligible	4	
Foster Hm Retention Rate (threshold = 90)		Not Eligible	2	0.00
Foster Hm Recruitment (threshold = 100)		300%	2	2.00
Active Agency Accreditation		0%	4	0.00
Staff Clinical Licensure		10%	5	0.50
Incentives Total	5.38			8.50
Maximum total combined incentive credit allowed is 10 points.			Incentives Awarded	8.50

*Performance calculation descriptions can be found in the FY 2019 RBWO PBP Measurements and Standards Guide.

Child Protective Services Investigations and Dispositions

The following investigations data, which is not used for scoring but is considered significant to a provider's performance, is from Georgia SHINES and is not considered final or complete until the end of the fiscal year.

Total Reports:	0
Number Screened In:	0
Number Screened Out:	0
Number Substantiated:	0
Number Unsubstantiated:	0
Number Active CPS Investigations:	0



Performance-Based Placement Measures RBWO Provider GA+SCORECARD - CPA

Report Quarter: Q1 FY2019

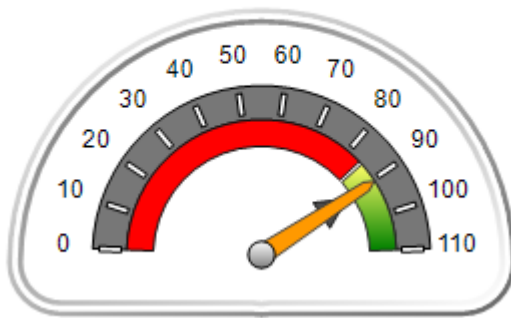
Provider/Program Name: United Methodist Children Home of the North GA Conference - Gainesville (5364) - CPA

604 Washington St., Gainesville, GA 30501	Quarterly Scores (Grades)		Current Quarter Score (Grade)
Phone: 404-327-5841	Q1: 90.63 (A-)	Q2: N/A	90.63% (A-)
Vendor ID# 161216	Q3: N/A	Q4: N/A	
# New Foster Homes During Quarter: 47	# Children in Care During Quarter: 50	# Placements During Quarter: 50	# Children in Care On Last Day: 49

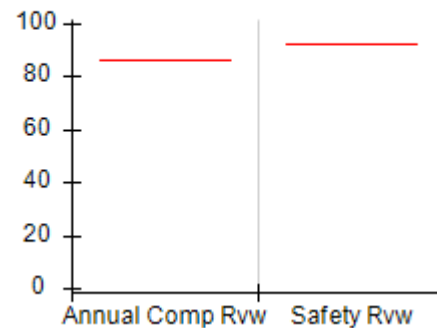
Quarterly Provider Comparisons to All CPAs

▼ — indicates average for all CPAs

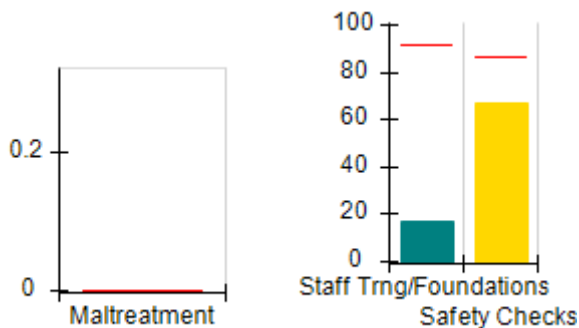
Overall Score (%)



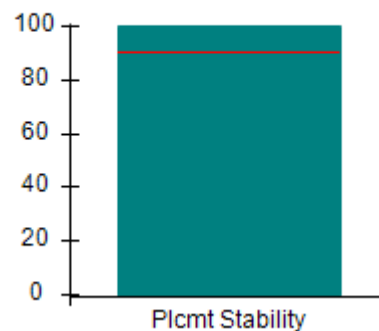
OPM Monitoring Reviews (%)



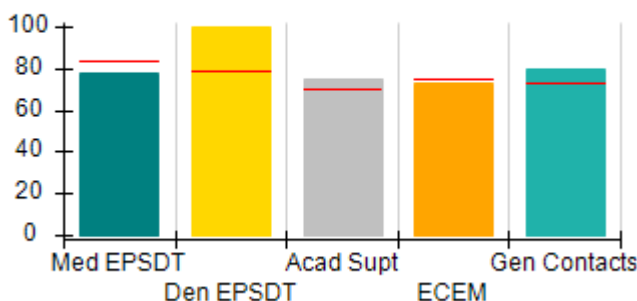
Safety Outcomes (%)



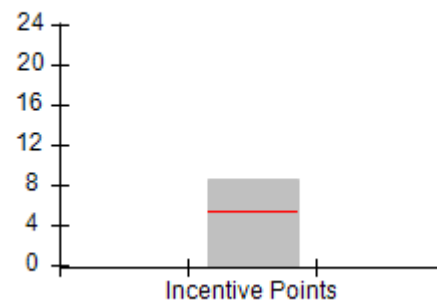
Permanency Outcomes (%)



Well-Being Outcomes (%)



Incentives Earned (Points)





Performance-Based Placement Measures RBWO Provider GA+SCORECARD - CPA

Report Quarter: Q1 FY2019

Provider/Program Name: United Methodist Children Home of the North GA Conference - Gainesville (5364) - CPA

604 Washington St., Gainesville, GA 30501	Quarterly Scores (Grades)		Current Quarter Score (Grade)
Phone: 404-327-5841	Q1: 90.63 (A-)	Q2: N/A	90.63% (A-)
Vendor ID# 161216	Q3: N/A	Q4: N/A	

# New Foster Homes During Quarter: 47	# Children in Care During Quarter: 50	# Placements During Quarter: 50	# Children in Care On Last Day: 49
---------------------------------------	---------------------------------------	---------------------------------	------------------------------------

	Avg Performance All CPAs (%)	Provider Performance (%)*	Possible Points (Weight)	Provider Points Earned
--	------------------------------	---------------------------	--------------------------	------------------------

OPM Monitoring Reviews

Annual Comprehensive Reviews	86%	Not Yet Conducted		
Safety Reviews	92%	Not Yet Conducted		
Monitoring Sub-Total				0.00

CPA Safety Outcomes

Incidence of Maltreatment	0.00%	No Substantiated Reports	10	10.00
Staff Training	92%	17%	5	0.85
Staff Safety Checks	86%	67%	5	3.35
Safety Sub-Total			20	14.20

CPA Permanency Outcomes

Placement Stability	91%	100%	15	15.00
Permanency Sub-Total			15	15.00

CPA Well-Being Outcomes

EPSDT Medical Visits	83%	78%	4	3.12
EPSDT Dental Visits	78%	100%	4	4.00
Academic Supports	70%	75%	3	2.25
Provider ECEM Visits	75%	73%	7	5.11
Provider General Contacts	73%	80%	7	5.60
Placements with Siblings	65%	75%	Not Scored	Not Scored
Placements within Legal County	19%	18%	Not Scored	Not Scored
Well-Being Sub-Total			25	20.08

*Performance calculation descriptions can be found in the FY 2019 RBWO PBP Measurements and Standards Guide.

Monitoring & Outcomes: Possible Points = 60	Points Earned: 49.28
Score Before Incentives Credit	82.13%
Incentives Awarded	8.50 pts
PBP Verification	N/A pts
Total Score	90.63%



Performance-Based Placement Measures

RBWO Provider GA+SCORECARD - CPA

Report Quarter: Q1 FY2019

Provider/Program Name: United Methodist Children Home of the North GA Conference - Gainesville (5364) - CPA

# New Foster Homes During Quarter: 47		# Children in Care During Quarter: 50	# Placements During Quarter: 50	# Children in Care On Last Day: 49
CPA Incentive Credits	Avg Performance All CPAs (%)	Provider Performance (%)*	Possible Points (Weight)	Provider Points Earned
Early EPSDT Medical Visits		100%	2	2.00
Early EPSDT Dental Visits		100%	2	2.00
Permanency Contacts		0%	5	0.00
Additional Academic Supports		0%	2	0.00
HS Grad/GED/Prof or Trade Certificate/College		N/A	10/5/5/1	
EYSS Agreement		Not Eligible	5	
Community Connections		0%	4	0.00
Foster Hm Retention Rate (threshold = 90)		100%	2	2.00
Foster Hm Recruitment (threshold = 100)		4400%	2	2.00
Active Agency Accreditation		0%	4	0.00
Staff Clinical Licensure		10%	5	0.50
Incentives Total	5.38			8.50
Maximum total combined incentive credit allowed is 10 points.			Incentives Awarded	8.50

*Performance calculation descriptions can be found in the FY 2019 RBWO PBP Measurements and Standards Guide.

Child Protective Services Investigations and Dispositions

The following investigations data, which is not used for scoring but is considered significant to a provider's performance, is from Georgia SHINES and is not considered final or complete until the end of the fiscal year.

Total Reports:	0
Number Screened In:	0
Number Screened Out:	0
Number Substantiated:	0
Number Unsubstantiated:	0
Number Active CPS Investigations:	0

**Performance-Based Placement Measures**
RBWO Provider GA+SCORECARD - CPA

Report Quarter: Q1 FY2019

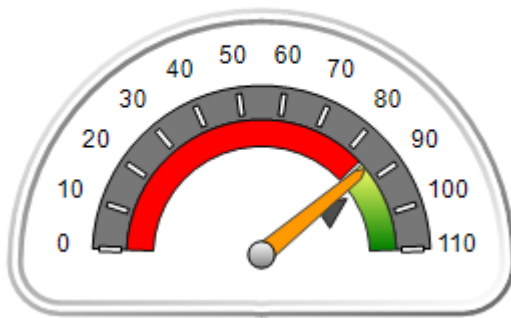
Provider/Program Name: United Methodist Children Home of the North GA Conference - Newnan (5365) - CPA

17-23 Greenville St., Newnan, GA 30263	Quarterly Scores (Grades)		Current Quarter Score (Grade)
Phone: 404-327-5841	Q1: 86.50 (B)	Q2: N/A	86.50% (B)
Vendor ID# 161217	Q3: N/A	Q4: N/A	
# New Foster Homes During Quarter: 12	# Children in Care During Quarter: 12	# Placements During Quarter: 12	# Children in Care On Last Day: 12

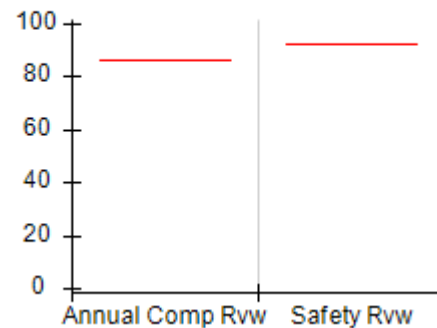
Quarterly Provider Comparisons to All CPAs

▼ — indicates average for all CPAs

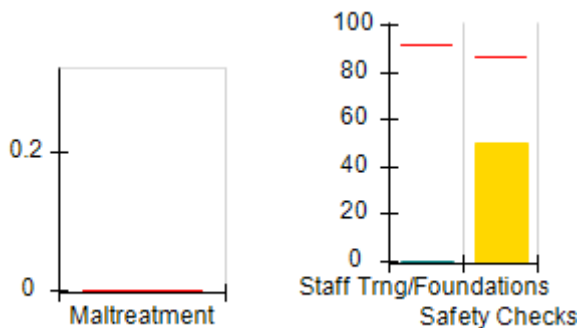
Overall Score (%)



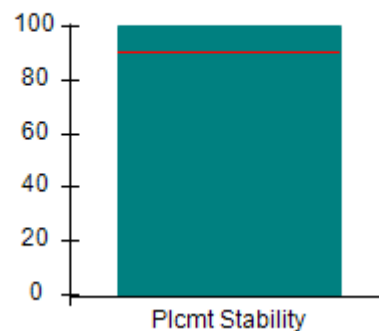
OPM Monitoring Reviews (%)



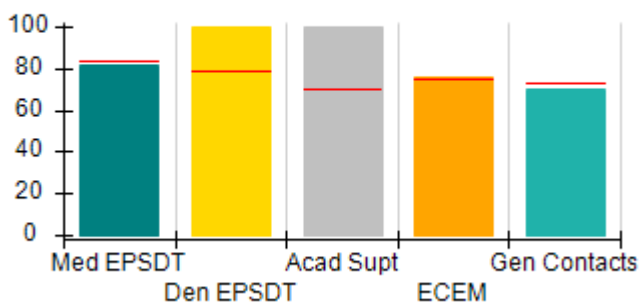
Safety Outcomes (%)



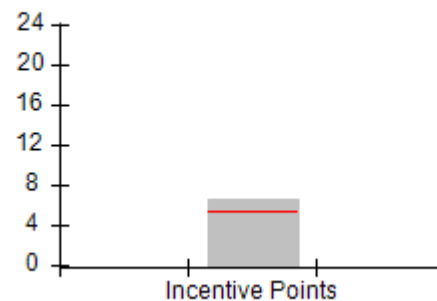
Permanency Outcomes (%)



Well-Being Outcomes (%)



Incentives Earned (Points)





Performance-Based Placement Measures RBWO Provider GA+SCORECARD - CPA

Report Quarter: Q1 FY2019

Provider/Program Name: United Methodist Children Home of the North GA Conference - Newnan (5365) - CPA

17-23 Greenville St., Newnan, GA 30263	Quarterly Scores (Grades)		Current Quarter Score (Grade)
Phone: 404-327-5841	Q1: 86.50 (B)	Q2: N/A	86.50% (B)
Vendor ID# 161217	Q3: N/A	Q4: N/A	

# New Foster Homes During Quarter: 12	# Children in Care During Quarter: 12	# Placements During Quarter: 12	# Children in Care On Last Day: 12
---------------------------------------	---------------------------------------	---------------------------------	------------------------------------

	Avg Performance All CPAs (%)	Provider Performance (%)*	Possible Points (Weight)	Provider Points Earned
--	------------------------------	---------------------------	--------------------------	------------------------

OPM Monitoring Reviews

Annual Comprehensive Reviews	86%	Not Yet Conducted		
Safety Reviews	92%	Not Yet Conducted		
Monitoring Sub-Total				0.00

CPA Safety Outcomes

Incidence of Maltreatment	0.00%	No Substantiated Reports	10	10.00
Staff Training	92%	0%	5	0.00
Staff Safety Checks	86%	50%	5	2.50
Safety Sub-Total			20	12.50

CPA Permanency Outcomes

Placement Stability	91%	100%	15	15.00
Permanency Sub-Total			15	15.00

CPA Well-Being Outcomes

EPSDT Medical Visits	83%	82%	4	3.28
EPSDT Dental Visits	78%	100%	4	4.00
Academic Supports	70%	100%	3	3.00
Provider ECEM Visits	75%	76%	7	5.32
Provider General Contacts	73%	70%	7	4.90
Placements with Siblings	65%	40%	Not Scored	Not Scored
Placements within Legal County	19%	17%	Not Scored	Not Scored
Well-Being Sub-Total			25	20.50

*Performance calculation descriptions can be found in the FY 2019 RBWO PBP Measurements and Standards Guide.

Monitoring & Outcomes: Possible Points = 60	Points Earned: 48.00
Score Before Incentives Credit	80.00%
Incentives Awarded	6.50 pts
PBP Verification	N/A pts
Total Score	86.50%



Performance-Based Placement Measures

RBWO Provider GA+SCORECARD - CPA

Report Quarter: Q1 FY2019

Provider/Program Name: United Methodist Children Home of the North GA Conference - Newnan (5365) - CPA

# New Foster Homes During Quarter: 12		# Children in Care During Quarter: 12	# Placements During Quarter: 12	# Children in Care On Last Day: 12
CPA Incentive Credits	Avg Performance All CPAs (%)	Provider Performance (%)*	Possible Points (Weight)	Provider Points Earned
Early EPSDT Medical Visits		100%	2	2.00
Early EPSDT Dental Visits		Not Eligible	2	
Permanency Contacts		None Planned	5	
Additional Academic Supports		0%	2	0.00
HS Grad/GED/Prof or Trade Certificate/College		N/A	10/5/5/1	
EYSS Agreement		Not Eligible	5	
Community Connections		0%	4	0.00
Foster Hm Retention Rate (threshold = 90)		100%	2	2.00
Foster Hm Recruitment (threshold = 100)		1100%	2	2.00
Active Agency Accreditation		0%	4	0.00
Staff Clinical Licensure		10%	5	0.50
Incentives Total	5.38			6.50
Maximum total combined incentive credit allowed is 10 points.			Incentives Awarded	6.50

*Performance calculation descriptions can be found in the FY 2019 RBWO PBP Measurements and Standards Guide.

Child Protective Services Investigations and Dispositions

The following investigations data, which is not used for scoring but is considered significant to a provider's performance, is from Georgia SHINES and is not considered final or complete until the end of the fiscal year.

Total Reports:	0
Number Screened In:	0
Number Screened Out:	0
Number Substantiated:	0
Number Unsubstantiated:	0
Number Active CPS Investigations:	0



DHS, DFCS, Office of Provider Management
Performance-Based Placement Measures
RBWO Provider GA+SCORECARD - CPA



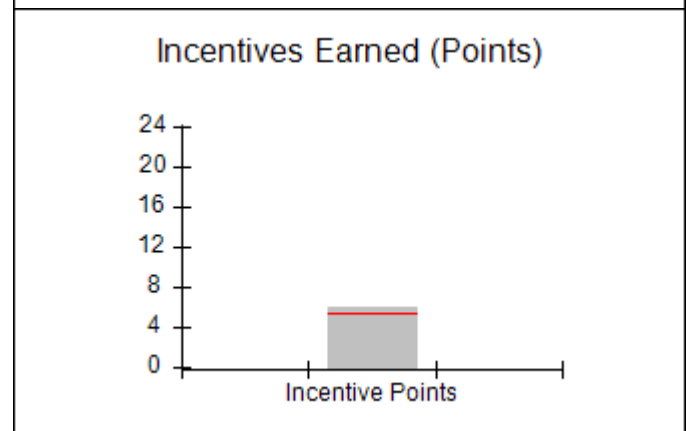
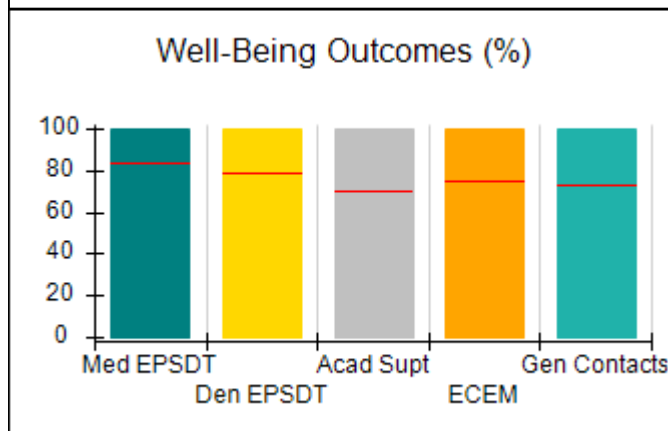
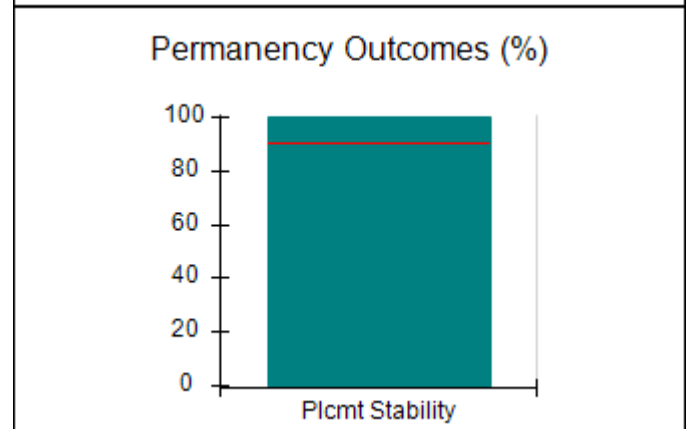
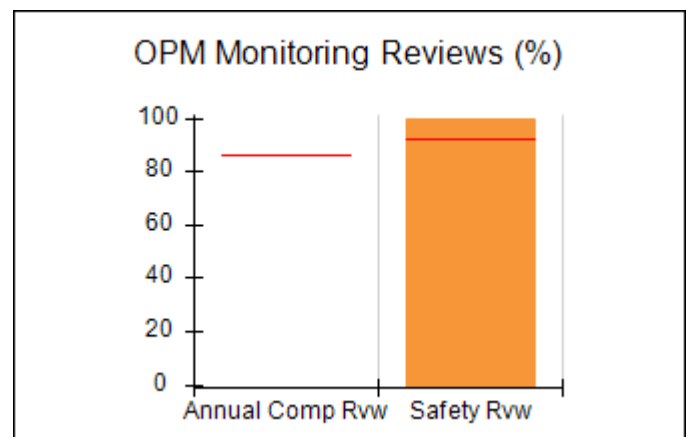
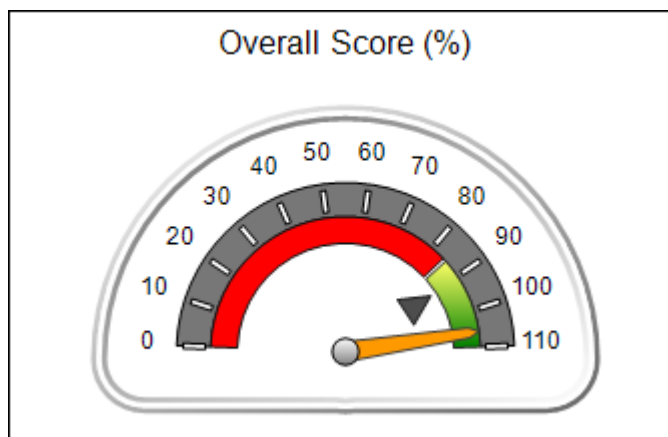
Report Quarter: Q1 FY2019

Provider/Program Name: Uniting Hope 4 Children - Augusta (5216) - CPA

611 Telfair Street, Augusta, GA 30901	Quarterly Scores (Grades)		Current Quarter Score (Grade)
Phone: 678-585-4686	Q1: 105.86 (A+)	Q2: N/A	105.86% (A+)
Vendor ID# 137160	Q3: N/A	Q4: N/A	
# New Foster Homes During Quarter: 1	# Children in Care During Quarter: 7	# Placements During Quarter: 7	# Children in Care On Last Day: 6

Quarterly Provider Comparisons to All CPAs

▼ — indicates average for all CPAs





DHS, DFCS, Office of Provider Management
Performance-Based Placement Measures
RBWO Provider GA+SCORECARD - CPA



Report Quarter: Q1 FY2019

Provider/Program Name: Uniting Hope 4 Children - Augusta (5216) - CPA				
611 Telfair Street, Augusta, GA 30901		Quarterly Scores (Grades)		Current Quarter Score (Grade)
Phone: 678-585-4686		Q1: 105.86 (A+)	Q2: N/A	105.86% (A+)
Vendor ID# 137160		Q3: N/A	Q4: N/A	
# New Foster Homes During Quarter: 1		# Children in Care During Quarter: 7	# Placements During Quarter: 7	# Children in Care On Last Day: 6
	Avg Performance All CPAs (%)	Provider Performance (%)*	Possible Points (Weight)	Provider Points Earned
OPM Monitoring Reviews				
Annual Comprehensive Reviews	86%	Not Yet Conducted		
Safety Reviews	92%	99%	15	14.90
Monitoring Sub-Total			15	14.90
CPA Safety Outcomes				
Incidence of Maltreatment	0.00%	No Substantiated Reports	10	10.00
Staff Training	92%	100%	5	5.00
Staff Safety Checks	86%	100%	5	5.00
Safety Sub-Total			20	20.00
CPA Permanency Outcomes				
Placement Stability	91%	100%	15	15.00
Permanency Sub-Total			15	15.00
CPA Well-Being Outcomes				
EPSDT Medical Visits	83%	100%	4	4.00
EPSDT Dental Visits	78%	100%	4	4.00
Academic Supports	70%	100%	3	3.00
Provider ECEM Visits	75%	100%	7	7.00
Provider General Contacts	73%	100%	7	7.00
Placements with Siblings	65%	0%	Not Scored	Not Scored
Placements within Legal County	19%	100%	Not Scored	Not Scored
Well-Being Sub-Total			25	25.00

*Performance calculation descriptions can be found in the FY 2019 RBWO PBP Measurements and Standards Guide.

Monitoring & Outcomes: Possible Points = 75		Points Earned: 74.90	
Score Before Incentives Credit			99.86%
Incentives Awarded			6.00 pts
PBP Verification			N/A pts
Total Score			105.86%



DHS, DFCS, Office of Provider Management
Performance-Based Placement Measures
RBWO Provider GA+SCORECARD - CPA



Report Quarter: Q1 FY2019

Provider/Program Name: Uniting Hope 4 Children - Augusta (5216) - CPA

# New Foster Homes During Quarter: 1		# Children in Care During Quarter: 7	# Placements During Quarter: 7	# Children in Care On Last Day: 6
CPA Incentive Credits	Avg Performance All CPAs (%)	Provider Performance (%)*	Possible Points (Weight)	Provider Points Earned
Early EPSDT Medical Visits		Not Eligible	2	
Early EPSDT Dental Visits		100%	2	2.00
Permanency Contacts		None Planned	5	
Additional Academic Supports		100%	2	2.00
HS Grad/GED/Prof or Trade Certificate/College		N/A	10/5/5/1	
EYSS Agreement		Not Eligible	5	
Community Connections		0%	4	0.00
Foster Hm Retention Rate (threshold = 90)		100%	2	2.00
Foster Hm Recruitment (threshold = 100)		0%	2	0.00
Active Agency Accreditation		0%	4	0.00
Staff Clinical Licensure		0%	5	0.00
Incentives Total	5.38			6.00
Maximum total combined incentive credit allowed is 10 points.			Incentives Awarded	6.00
*Performance calculation descriptions can be found in the FY 2019 RBWO PBP Measurements and Standards Guide.				

Child Protective Services Investigations and Dispositions

The following investigations data, which is not used for scoring but is considered significant to a provider's performance, is from Georgia SHINES and is not considered final or complete until the end of the fiscal year.

Total Reports:	0	
Number Screened In:	0	
Number Screened Out:	0	
Number Substantiated:	0	
Number Unsubstantiated:	0	
Number Active CPS Investigations:	0	



DHS, DFCS, Office of Provider Management
Performance-Based Placement Measures
RBWO Provider GA+SCORECARD - CPA



Report Quarter: Q1 FY2019

Provider/Program Name: Uniting Hope 4 Children - Loganville (5188) - CPA			
1949 Highway 81, Loganville, GA 30052	Quarterly Scores (Grades)		Current Quarter Score (Grade)
Phone: 678-585-4686	Q1: 104.18 (A+)	Q2: N/A	104.18% (A+)
Vendor ID# 125643	Q3: N/A	Q4: N/A	
# New Foster Homes During Quarter: 7	# Children in Care During Quarter: 127	# Placements During Quarter: 128	# Children in Care On Last Day: 106
Quarterly Provider Comparisons to All CPAs			

▼ — indicates average for all CPAs





DHS, DFCS, Office of Provider Management
Performance-Based Placement Measures
RBWO Provider GA+SCORECARD - CPA



Report Quarter: Q1 FY2019

Provider/Program Name: Uniting Hope 4 Children - Loganville (5188) - CPA				
1949 Highway 81, Loganville, GA 30052	Quarterly Scores (Grades)			Current Quarter Score (Grade)
Phone: 678-585-4686	Q1: 104.18 (A+)	Q2: N/A	104.18% (A+)	
Vendor ID# 125643	Q3: N/A	Q4: N/A		
# New Foster Homes During Quarter: 7	# Children in Care During Quarter: 127	# Placements During Quarter: 128	# Children in Care On Last Day: 106	
	Avg Performance All CPAs (%)	Provider Performance (%)*	Possible Points (Weight)	Provider Points Earned
OPM Monitoring Reviews				
Annual Comprehensive Reviews	86%	90%	25	22.38
Safety Reviews	92%	98%	15	14.69
Monitoring Sub-Total			40	37.07
CPA Safety Outcomes				
Incidence of Maltreatment	0.00%	No Substantiated Reports	10	10.00
Staff Training	92%	100%	5	5.00
Staff Safety Checks	86%	100%	5	5.00
Safety Sub-Total			20	20.00
CPA Permanency Outcomes				
Placement Stability	91%	96%	15	14.40
Permanency Sub-Total			15	14.40
CPA Well-Being Outcomes				
EPSDT Medical Visits	83%	91%	4	3.64
EPSDT Dental Visits	78%	95%	4	3.80
Academic Supports	70%	89%	3	2.67
Provider ECEM Visits	75%	87%	7	6.09
Provider General Contacts	73%	93%	7	6.51
Placements with Siblings	65%	54%	Not Scored	Not Scored
Placements within Legal County	19%	0%	Not Scored	Not Scored
Well-Being Sub-Total			25	22.71

*Performance calculation descriptions can be found in the FY 2019 RBWO PBP Measurements and Standards Guide.

Monitoring & Outcomes: Possible Points = 100		Points Earned: 94.18	
Score Before Incentives Credit			94.18%
Incentives Awarded			10.00 pts
PBP Verification			N/A pts
Total Score			104.18%



DHS, DFCS, Office of Provider Management
Performance-Based Placement Measures
RBWO Provider GA+SCORECARD - CPA
Report Quarter: Q1 FY2019



Provider/Program Name: Uniting Hope 4 Children - Loganville (5188) - CPA

# New Foster Homes During Quarter: 7		# Children in Care During Quarter: 127	# Placements During Quarter: 128	# Children in Care On Last Day: 106
CPA Incentive Credits	Avg Performance All CPAs (%)	Provider Performance (%)*	Possible Points (Weight)	Provider Points Earned
Early EPSDT Medical Visits		100%	2	2.00
Early EPSDT Dental Visits		72%	2	1.44
Permanency Contacts		None Planned	5	
Additional Academic Supports		74%	2	1.48
HS Grad/GED/Prof or Trade Certificate/College		N/A	10/5/5/1	
EYSS Agreement		100%	5	5.00
Community Connections		0%	4	0.00
Foster Hm Retention Rate (threshold = 90)		84%	2	0.00
Foster Hm Recruitment (threshold = 100)		150%	2	2.00
Active Agency Accreditation		0%	4	0.00
Staff Clinical Licensure		0%	5	0.00
Incentives Total	5.38			11.92
Maximum total combined incentive credit allowed is 10 points.			Incentives Awarded	10.00
*Performance calculation descriptions can be found in the FY 2019 RBWO PBP Measurements and Standards Guide.				

Child Protective Services Investigations and Dispositions

The following investigations data, which is not used for scoring but is considered significant to a provider's performance, is from Georgia SHINES and is not considered final or complete until the end of the fiscal year.

Total Reports:	1	
Number Screened In:	0	
Number Screened Out:	1	
Number Substantiated:	0	
Number Unsubstantiated:	0	
Number Active CPS Investigations:	0	



Performance-Based Placement Measures

RBWO Provider GA+SCORECARD - CPA

Report Quarter: Q1 FY2019

Provider/Program Name: Universal Health Services of Savannah - Coastal Harbor Families (990) - CPA

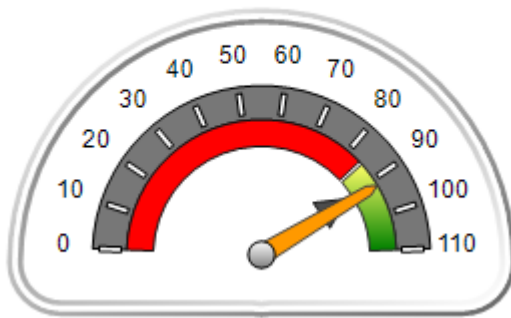
1150 Cornell Avenue, Savannah, GA 31406	Quarterly Scores (Grades)		Current Quarter Score (Grade)
Phone: 912-354-3911	Q1: 91.97 (A-)	Q2: N/A	91.97% (A-)
Vendor ID# 44182	Q3: N/A	Q4: N/A	
# New Foster Homes During Quarter: 2	# Children in Care During Quarter: 59	# Placements During Quarter: 61	# Children in Care On Last Day: 44

Quarterly Provider Comparisons to All CPAs

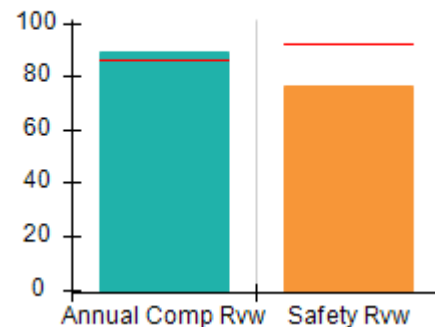


— indicates average for all CPAs

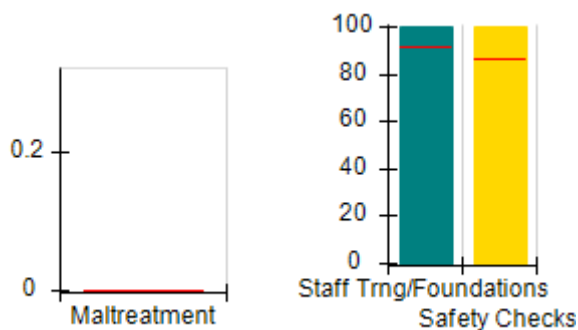
Overall Score (%)



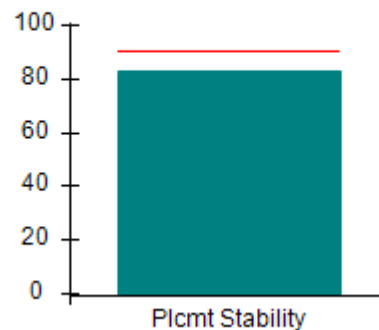
OPM Monitoring Reviews (%)



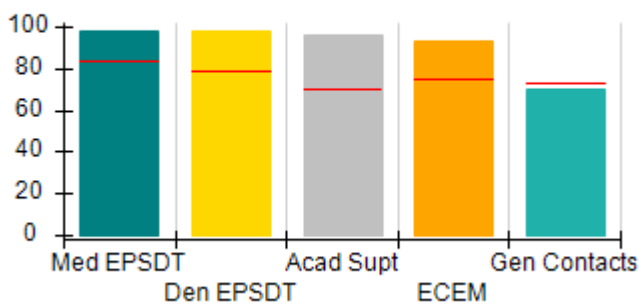
Safety Outcomes (%)



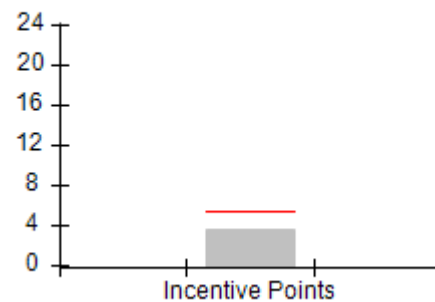
Permanency Outcomes (%)



Well-Being Outcomes (%)



Incentives Earned (Points)





Performance-Based Placement Measures RBWO Provider GA+SCORECARD - CPA

Report Quarter: Q1 FY2019

Provider/Program Name: Universal Health Services of Savannah - Coastal Harbor Families (990) - CPA				
1150 Cornell Avenue, Savannah, GA 31406		Quarterly Scores (Grades)		Current Quarter Score (Grade)
Phone: 912-354-3911		Q1: 91.97 (A-)	Q2: N/A	91.97% (A-)
Vendor ID# 44182		Q3: N/A	Q4: N/A	
# New Foster Homes During Quarter: 2		# Children in Care During Quarter: 59	# Placements During Quarter: 61	# Children in Care On Last Day: 44
	Avg Performance All CPAs (%)	Provider Performance (%)*	Possible Points (Weight)	Provider Points Earned
OPM Monitoring Reviews				
Annual Comprehensive Reviews	86%	89%	25	22.37
Safety Reviews	92%	76%	15	11.44
Monitoring Sub-Total			40	33.81
CPA Safety Outcomes				
Incidence of Maltreatment	0.00%	No Substantiated Reports	10	10.00
Staff Training	92%	100%	5	5.00
Staff Safety Checks	86%	100%	5	5.00
Safety Sub-Total			20	20.00
CPA Permanency Outcomes				
Placement Stability	91%	83%	15	12.45
Permanency Sub-Total			15	12.45
CPA Well-Being Outcomes				
EPSDT Medical Visits	83%	98%	4	3.92
EPSDT Dental Visits	78%	98%	4	3.92
Academic Supports	70%	96%	3	2.88
Provider ECEM Visits	75%	93%	7	6.51
Provider General Contacts	73%	70%	7	4.90
Placements with Siblings	65%	52%	Not Scored	Not Scored
Placements within Legal County	19%	23%	Not Scored	Not Scored
Well-Being Sub-Total			25	22.13
*Performance calculation descriptions can be found in the FY 2019 RBWO PBP Measurements and Standards Guide.				
Monitoring & Outcomes: Possible Points = 100			Points Earned: 88.39	
Score Before Incentives Credit			88.39%	
Incentives Awarded			3.58 pts	
PBP Verification			0.00 pts	
Total Score			91.97%	



DHS, DFCS, Office of Provider Management
Performance-Based Placement Measures
RBWO Provider GA+SCORECARD - CPA



Report Quarter: Q1 FY2019

Provider/Program Name: Universal Health Services of Savannah - Coastal Harbor Families (990) - CPA

# New Foster Homes During Quarter: 2		# Children in Care During Quarter: 59	# Placements During Quarter: 61	# Children in Care On Last Day: 44
CPA Incentive Credits	Avg Performance All CPAs (%)	Provider Performance (%)*	Possible Points (Weight)	Provider Points Earned
Early EPSDT Medical Visits		100%	2	2.00
Early EPSDT Dental Visits		79%	2	1.58
Permanency Contacts		0%	5	0.00
Additional Academic Supports		0%	2	0.00
HS Grad/GED/Prof or Trade Certificate/College		N/A	10/5/5/1	
EYSS Agreement		Not Eligible	5	
Community Connections		0%	4	0.00
Foster Hm Retention Rate (threshold = 90)		82%	2	0.00
Foster Hm Recruitment (threshold = 100)		50%	2	0.00
Active Agency Accreditation		0%	4	0.00
Staff Clinical Licensure		0%	5	0.00
Incentives Total	5.38			3.58
Maximum total combined incentive credit allowed is 10 points.			Incentives Awarded	3.58

*Performance calculation descriptions can be found in the FY 2019 RBWO PBP Measurements and Standards Guide.

Child Protective Services Investigations and Dispositions

The following investigations data, which is not used for scoring but is considered significant to a provider's performance, is from Georgia SHINES and is not considered final or complete until the end of the fiscal year.

Total Reports:	4
Number Screened In:	4
Number Screened Out:	0
Number Substantiated:	0
Number Unsubstantiated:	1
Number Active CPS Investigations:	3



DHS, DFCS, Office of Provider Management
Performance-Based Placement Measures
RBWO Provider GA+SCORECARD - CPA
Report Quarter: Q1 FY2019



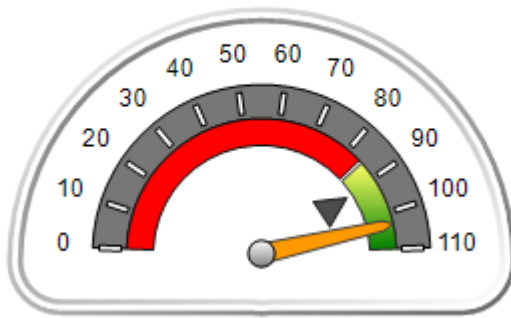
Provider/Program Name: WinShape Foster Care, LLC - (5225) - CPA

5295 Buffington Road, Atlanta, GA 30349	Quarterly Scores (Grades)		Current Quarter Score (Grade)
Phone: 4047652576	Q1: 103.24 (A+)	Q2: N/A	103.24% (A+)
Vendor ID# 144122	Q3: N/A	Q4: N/A	
# New Foster Homes During Quarter: 3	# Children in Care During Quarter: 14	# Placements During Quarter: 14	# Children in Care On Last Day: 14

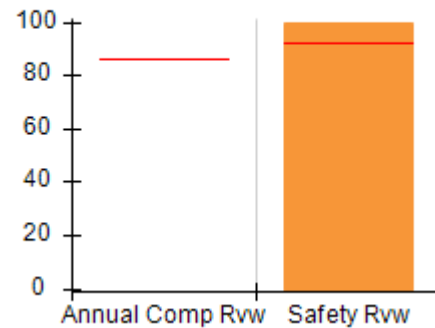
Quarterly Provider Comparisons to All CPAs

▼ — indicates average for all CPAs

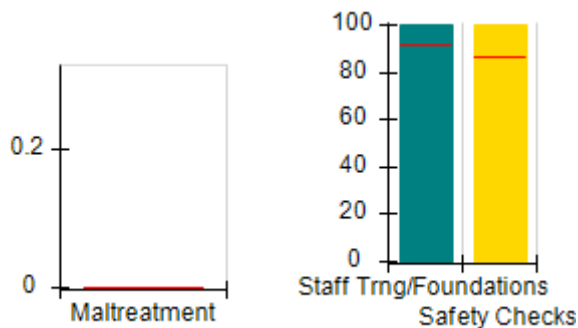
Overall Score (%)



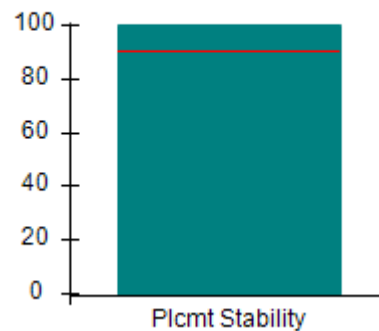
OPM Monitoring Reviews (%)



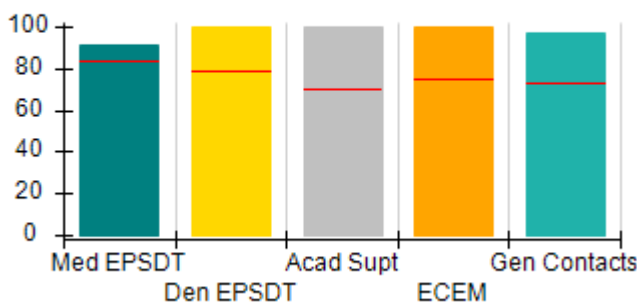
Safety Outcomes (%)



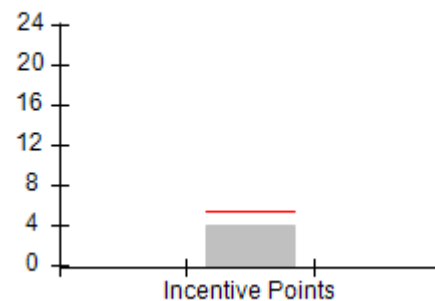
Permanency Outcomes (%)



Well-Being Outcomes (%)



Incentives Earned (Points)





DHS, DFCS, Office of Provider Management
Performance-Based Placement Measures
RBWO Provider GA+SCORECARD - CPA



Report Quarter: Q1 FY2019

Provider/Program Name: WinShape Foster Care, LLC - (5225) - CPA

5295 Buffington Road, Atlanta, GA 30349	Quarterly Scores (Grades)		Current Quarter Score (Grade)
Phone: 4047652576	Q1: 103.24 (A+)	Q2: N/A	103.24% (A+)
Vendor ID# 144122	Q3: N/A	Q4: N/A	

# New Foster Homes During Quarter: 3	# Children in Care During Quarter: 14	# Placements During Quarter: 14	# Children in Care On Last Day: 14
--------------------------------------	---------------------------------------	---------------------------------	------------------------------------

	Avg Performance All CPAs (%)	Provider Performance (%)*	Possible Points (Weight)	Provider Points Earned
--	------------------------------	---------------------------	--------------------------	------------------------

OPM Monitoring Reviews

Annual Comprehensive Reviews	86%	Not Yet Conducted		
Safety Reviews	92%	100%	15	15.00
Monitoring Sub-Total			15	15.00

CPA Safety Outcomes

Incidence of Maltreatment	0.00%	No Substantiated Reports	10	10.00
Staff Training	92%	100%	5	5.00
Staff Safety Checks	86%	100%	5	5.00
Safety Sub-Total			20	20.00

CPA Permanency Outcomes

Placement Stability	91%	100%	15	15.00
Permanency Sub-Total			15	15.00

CPA Well-Being Outcomes

EPSDT Medical Visits	83%	91%	4	3.64
EPSDT Dental Visits	78%	100%	4	4.00
Academic Supports	70%	100%	3	3.00
Provider ECEM Visits	75%	100%	7	7.00
Provider General Contacts	73%	97%	7	6.79
Placements with Siblings	65%	67%	Not Scored	Not Scored
Placements within Legal County	19%	0%	Not Scored	Not Scored
Well-Being Sub-Total			25	24.43

*Performance calculation descriptions can be found in the FY 2019 RBWO PBP Measurements and Standards Guide.

Monitoring & Outcomes: Possible Points = 75	Points Earned: 74.43
Score Before Incentives Credit	99.24%
Incentives Awarded	4.00 pts
PBP Verification	N/A pts
Total Score	103.24%



DHS, DFCS, Office of Provider Management
Performance-Based Placement Measures
RBWO Provider GA+SCORECARD - CPA
Report Quarter: Q1 FY2019



Provider/Program Name: WinShape Foster Care, LLC - (5225) - CPA

# New Foster Homes During Quarter: 3		# Children in Care During Quarter: 14	# Placements During Quarter: 14	# Children in Care On Last Day: 14
CPA Incentive Credits	Avg Performance All CPAs (%)	Provider Performance (%)*	Possible Points (Weight)	Provider Points Earned
Early EPSDT Medical Visits		Not Eligible	2	
Early EPSDT Dental Visits		100%	2	2.00
Permanency Contacts		None Planned	5	
Additional Academic Supports		0%	2	0.00
HS Grad/GED/Prof or Trade Certificate/College		N/A	10/5/5/1	
EYSS Agreement		Not Eligible	5	
Community Connections		0%	4	0.00
Foster Hm Retention Rate (threshold = 90)		89%	2	0.00
Foster Hm Recruitment (threshold = 100)		150%	2	2.00
Active Agency Accreditation		0%	4	0.00
Staff Clinical Licensure		0%	5	0.00
Incentives Total	5.38			4.00
Maximum total combined incentive credit allowed is 10 points.			Incentives Awarded	4.00
*Performance calculation descriptions can be found in the FY 2019 RBWO PBP Measurements and Standards Guide.				

Child Protective Services Investigations and Dispositions

The following investigations data, which is not used for scoring but is considered significant to a provider's performance, is from Georgia SHINES and is not considered final or complete until the end of the fiscal year.

Total Reports:	0	
Number Screened In:	0	
Number Screened Out:	0	
Number Substantiated:	0	
Number Unsubstantiated:	0	
Number Active CPS Investigations:	0	