



**DHS, DFCS, Office of Provider Management**  
**Performance-Based Placement Measures**  
**RBWO Provider GA+SCORECARD - CCI**



**Report Quarter: Q2 FY2019**

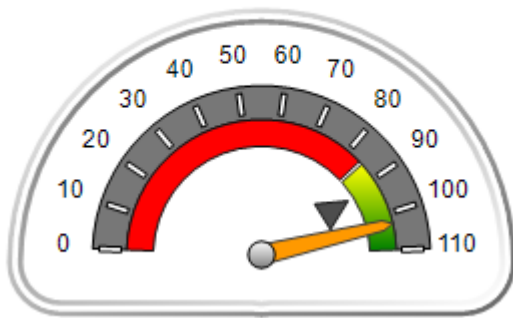
**Provider/Program Name: A Friend's House - (563) - CCI**

111 Henry Pkwy., McDonough, GA 30253	<b>Quarterly Scores (Grades)</b>		<b>Current Quarter Score (Grade)</b>
Phone: 678-432-1630	Q1: 106.75 (A+)	Q2: 102.90 (A+)	<b>102.90% (A+)</b>
Vendor ID# 35215	Q3: N/A	Q4: N/A	
Program Census Information:	# Children in Care During Quarter: 18	# Placements During Quarter: 18	# Children in Care On Last Day: 14

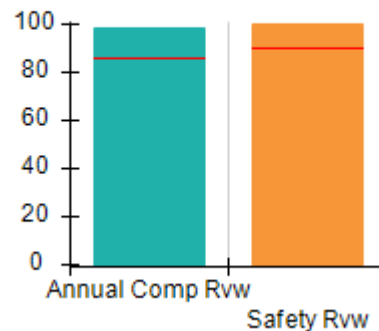
**Quarterly Provider Comparisons to All CCIs**

▼ — indicates average for all CCIs

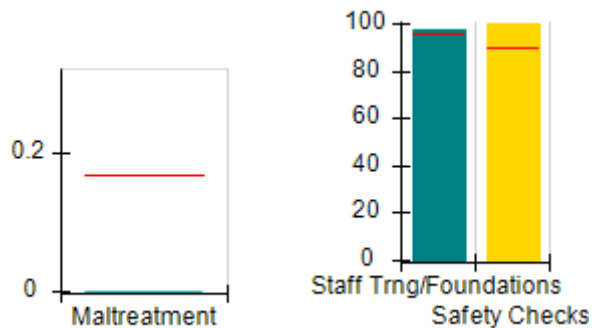
**Overall Score (%)**



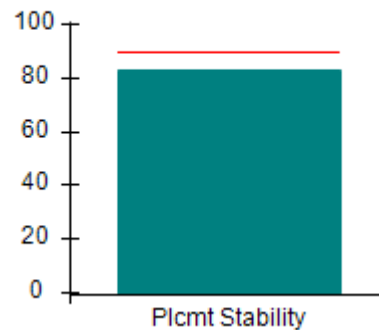
**OPM Monitoring Reviews (%)**



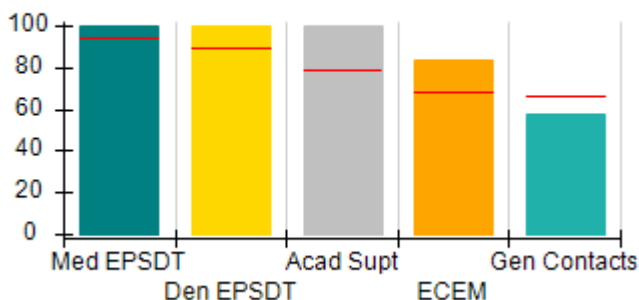
**Safety Outcomes (%)**



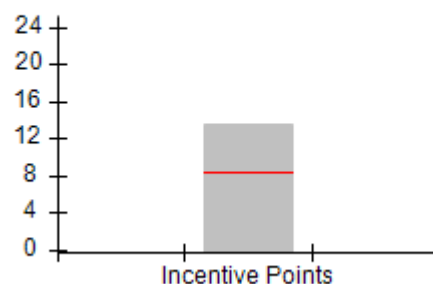
**Permanency Outcomes (%)**



**Well-Being Outcomes (%)**



**Incentives Earned (Points)**





DHS, DFCS, Office of Provider Management  
**Performance-Based Placement Measures**  
**RBWO Provider GA+SCORECARD - CCI**  
 Report Quarter: Q2 FY2019



<b>Provider/Program Name: A Friend's House - (563) - CCI</b>				
111 Henry Pkwy., McDonough, GA 30253		Quarterly Scores (Grades)		Current Quarter Score (Grade)
Phone: 678-432-1630		Q1: 106.75 (A+)	Q2: 102.90 (A+)	<b>102.90%</b> <b>(A+)</b>
Vendor ID# 35215		Q3: N/A	Q4: N/A	
Program Census Information:		# Children in Care During Quarter: 18	# Placements During Quarter: 18	# Children in Care On Last Day: 14
	Avg Performance All CCIs (%)	Provider Performance (%)*	Possible Points (Weight)	Provider Points Earned
<b>OPM Monitoring Reviews</b>				
Annual Comprehensive Reviews	86%	99%	25	24.73
Safety Reviews	91%	100%	15	15.00
<b>Monitoring Sub-Total</b>			<b>40</b>	<b>39.73</b>
<b>CCI Safety Outcomes</b>				
Incidence of Maltreatment	0.17%	No Substantiated Reports	10	10.00
Staff Training/Foundations	95%	97%	5	4.85
Staff Safety Checks	90%	100%	5	5.00
<b>Safety Sub-Total</b>			<b>20</b>	<b>19.85</b>
<b>CCI Permanency Outcomes</b>				
Placement Stability	89%	83%	15	12.45
<b>Permanency Sub-Total</b>			<b>15</b>	<b>12.45</b>
<b>CCI Well-Being Outcomes</b>				
EPSDT Medical Visits	94%	100%	4	4.00
EPSDT Dental Visits	89%	100%	4	4.00
Academic Supports	78%	100%	3	3.00
Provider ECEM Visits	68%	83%	7	5.81
Provider General Contacts	67%	58%	7	4.06
Placements with Siblings	37%	50%	Not Scored	Not Scored
Placements within Legal County	15%	0%	Not Scored	Not Scored
<b>Well-Being Sub-Total</b>			<b>25</b>	<b>20.87</b>
*Performance calculation descriptions can be found in the FY 2019 RBWO PBP Measurements and Standards Guide.				

<b>Monitoring &amp; Outcomes: Possible Points = 100</b>		<b>Points Earned = 92.90</b>	
<b>Score Before Incentives Credit</b>			<b>92.90%</b>
<b>Incentives Awarded</b>			<b>10.00 pts</b>
<b>PBP Verification</b>			<b>N/A pts</b>
<b>Total Score</b>			<b>102.90%</b>



**DHS, DFCS, Office of Provider Management**  
**Performance-Based Placement Measures**  
**RBWO Provider GA+SCORECARD - CCI**  
**Report Quarter: Q2 FY2019**



**Provider/Program Name: A Friend's House - (563) - CCI**

Program Census Information:		# Children in Care During Quarter: 18	# Placements During Quarter: 18	# Children in Care On Last Day: 14
CCI Incentive Credits	Avg Performance All CCIs (Points)	Provider Performance (%)*	Possible Points (Weight)	Provider Points Earned
Early EPSDT Medical Visits		100%	2	2.00
Early EPSDT Dental Visits		100%	2	2.00
Permanency Contacts		71%	5	3.55
Additional Academic Supports		100%	2	2.00
HS Grad/GED/Prof or Trade Certificate/College		N/A	10/5/5/1	
EYSS Agreement		Not Eligible	5	
Community Connections		0%	4	0.00
Active Agency Accreditation		0%	4	0.00
Staff Clinical Licensure		0%	5	0.00
Behavior Management (threshold = 0)		100%	4	4.00
<b>Incentives Total</b>	<b>8.28</b>			<b>13.55</b>
Maximum total combined incentive credit allowed is 10 points.			<b>Incentives Awarded</b>	<b>10.00</b>

\*Performance calculation descriptions can be found in the FY 2019 RBWO PBP Measurements and Standards Guide.

**Child Protective Services Investigations and Dispositions**

The following investigations data, which is not used for scoring but is considered significant to a provider's performance, is from Georgia SHINES and is not considered final or complete until the end of the fiscal year.

Total Reports:	2
Number Screened In:	0
Number Screened Out:	2
Number Substantiated:	0
Number Unsubstantiated:	0
Number Active CPS Investigations:	0

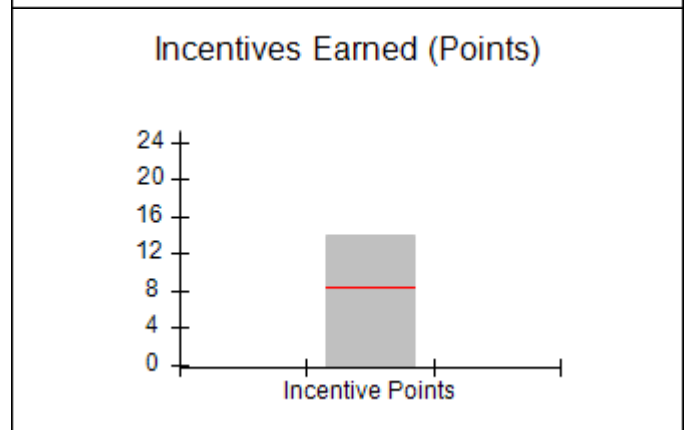
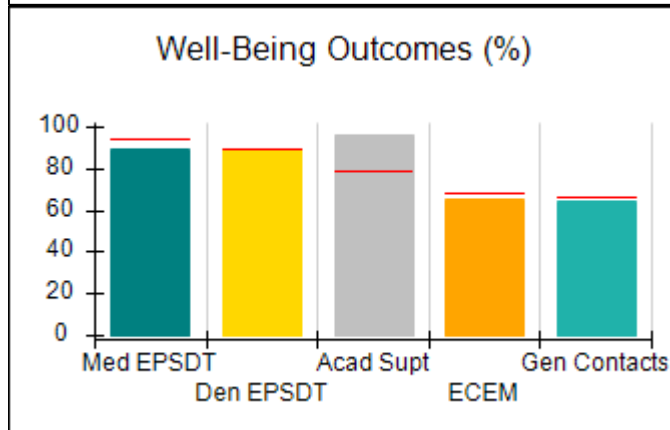
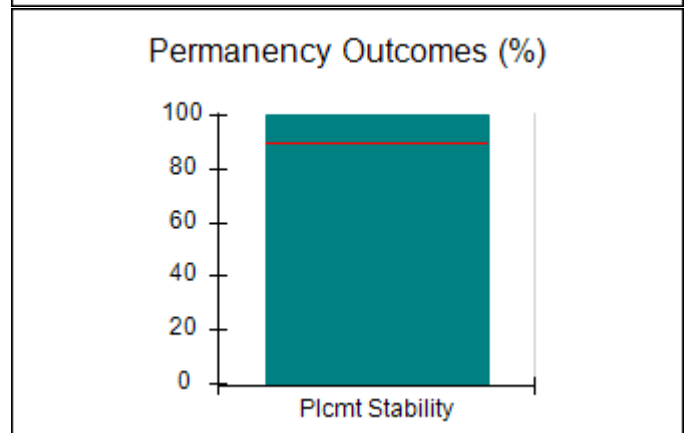
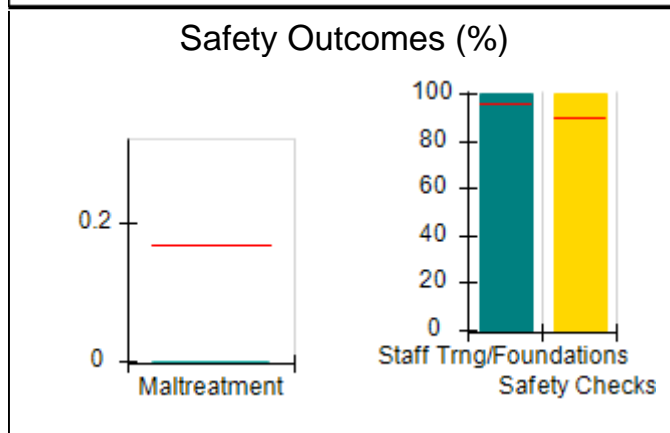
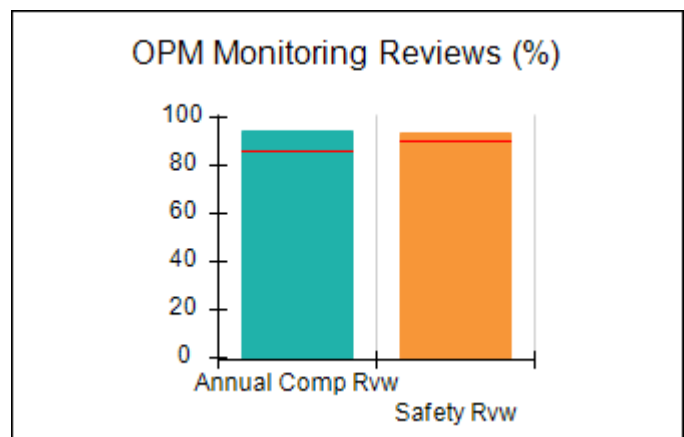
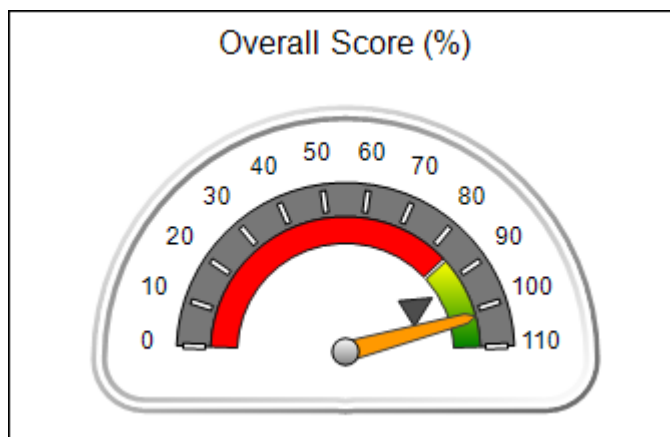


# Performance-Based Placement Measures RBWO Provider GA+SCORECARD - CCI

Report Quarter: Q2 FY2019

Provider/Program Name: ACES Youth Home, Inc. - (formerly Appalachian Children's Shelter) (5167) - CCI			
133 Cares Drive, Jasper, GA 30143	Quarterly Scores (Grades)		Current Quarter Score (Grade)
Phone: 706-253-2375	Q1: 103.13 (A+)	Q2: 101.74 (A+)	<b>101.74%</b> <b>(A+)</b>
Vendor ID# 115379	Q3: N/A	Q4: N/A	
Program Census Information:	# Children in Care During Quarter: 11	# Placements During Quarter: 11	# Children in Care On Last Day: 7
Quarterly Provider Comparisons to All CCIs			

▼ — indicates average for all CCIs





## Performance-Based Placement Measures

### RBWO Provider GA+SCORECARD - CCI

Report Quarter: Q2 FY2019

<b>Provider/Program Name: ACES Youth Home, Inc. - (formerly Appalachian Children's Shelter) (5167) - CCI</b>				
133 Cares Drive, Jasper, GA 30143		Quarterly Scores (Grades)		Current Quarter Score (Grade)
Phone: 706-253-2375		Q1: 103.13 (A+)	Q2: 101.74 (A+)	<b>101.74% (A+)</b>
Vendor ID# 115379		Q3: N/A	Q4: N/A	
Program Census Information:		# Children in Care During Quarter: 11	# Placements During Quarter: 11	# Children in Care On Last Day: 7
	Avg Performance All CCIs (%)	Provider Performance (%)*	Possible Points (Weight)	Provider Points Earned
<b>OPM Monitoring Reviews</b>				
Annual Comprehensive Reviews	86%	95%	25	23.67
Safety Reviews	91%	94%	15	14.04
<b>Monitoring Sub-Total</b>			<b>40</b>	<b>37.71</b>
<b>CCI Safety Outcomes</b>				
Incidence of Maltreatment	0.17%	No Substantiated Reports	10	10.00
Staff Training/Foundations	95%	100%	5	5.00
Staff Safety Checks	90%	100%	5	5.00
<b>Safety Sub-Total</b>			<b>20</b>	<b>20.00</b>
<b>CCI Permanency Outcomes</b>				
Placement Stability	89%	100%	15	15.00
<b>Permanency Sub-Total</b>			<b>15</b>	<b>15.00</b>
<b>CCI Well-Being Outcomes</b>				
EPSDT Medical Visits	94%	89%	4	3.56
EPSDT Dental Visits	89%	89%	4	3.56
Academic Supports	78%	96%	3	2.88
Provider ECEM Visits	68%	65%	7	4.55
Provider General Contacts	67%	64%	7	4.48
Placements with Siblings	37%	100%	Not Scored	Not Scored
Placements within Legal County	15%	0%	Not Scored	Not Scored
<b>Well-Being Sub-Total</b>			<b>25</b>	<b>19.03</b>
*Performance calculation descriptions can be found in the FY 2019 RBWO PBP Measurements and Standards Guide.				

<b>Monitoring &amp; Outcomes: Possible Points = 100</b>		<b>Points Earned = 91.74</b>	
<b>Score Before Incentives Credit</b>			<b>91.74%</b>
<b>Incentives Awarded</b>			<b>10.00 pts</b>
<b>PBP Verification</b>			<b>N/A pts</b>
<b>Total Score</b>			<b>101.74%</b>



**DHS, DFCS, Office of Provider Management**  
**Performance-Based Placement Measures**  
**RBWO Provider GA+SCORECARD - CCI**



**Report Quarter: Q2 FY2019**

<b>Provider/Program Name: ACES Youth Home, Inc. - (formerly Appalachian Children's Shelter) (5167) - CCI</b>				
Program Census Information:		# Children in Care During Quarter: 11	# Placements During Quarter: 11	# Children in Care On Last Day: 7
<b>CCI Incentive Credits</b>	<b>Avg Performance All CCIs (Points)</b>	<b>Provider Performance (%)*</b>	<b>Possible Points (Weight)</b>	<b>Provider Points Earned</b>
Early EPSDT Medical Visits		80%	2	1.60
Early EPSDT Dental Visits		75%	2	1.50
Permanency Contacts		100%	5	5.00
Additional Academic Supports		96%	2	1.92
HS Grad/GED/Prof or Trade Certificate/College		N/A	10/5/5/1	
EYSS Agreement		Not Eligible	5	
Community Connections		0%	4	0.00
Active Agency Accreditation		0%	4	0.00
Staff Clinical Licensure		0%	5	0.00
Behavior Management (threshold = 0)		100%	4	4.00
<b>Incentives Total</b>	<b>8.28</b>			<b>14.02</b>
Maximum total combined incentive credit allowed is 10 points.			<b>Incentives Awarded</b>	<b>10.00</b>
*Performance calculation descriptions can be found in the FY 2019 RBWO PBP Measurements and Standards Guide.				

<b>Child Protective Services Investigations and Dispositions</b>		
The following investigations data, which is not used for scoring but is considered significant to a provider's performance, is from Georgia SHINES and is not considered final or complete until the end of the fiscal year.		
Total Reports:	1	
Number Screened In:	0	
Number Screened Out:	1	
Number Substantiated:	0	
Number Unsubstantiated:	0	
Number Active CPS Investigations:	0	



DHS, DFCS, Office of Provider Management  
**Performance-Based Placement Measures**  
**RBWO Provider GA+SCORECARD - CCI**



Report Quarter: Q2 FY2019

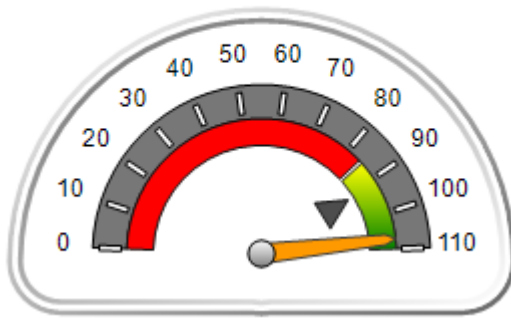
**Provider/Program Name: Advocates for Bartow's Children - Flowering Branch Children's Shelter (564) - CCI**

49 Monroe Crossing, Cartersville, GA 30120	Quarterly Scores (Grades)		Current Quarter Score (Grade)
Phone: 770-382-6180	Q1: 106.42 (A+)	Q2: 107.26 (A+)	<b>107.26%</b> <b>(A+)</b>
Vendor ID# 35217	Q3: N/A	Q4: N/A	
Program Census Information:	# Children in Care During Quarter: 14	# Placements During Quarter: 14	# Children in Care On Last Day: 9

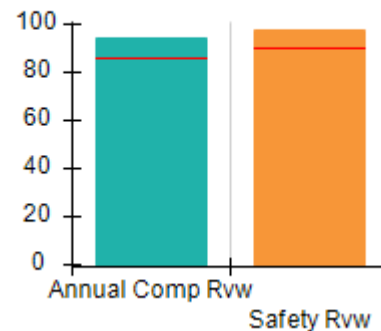
**Quarterly Provider Comparisons to All CCIs**

▼ — indicates average for all CCIs

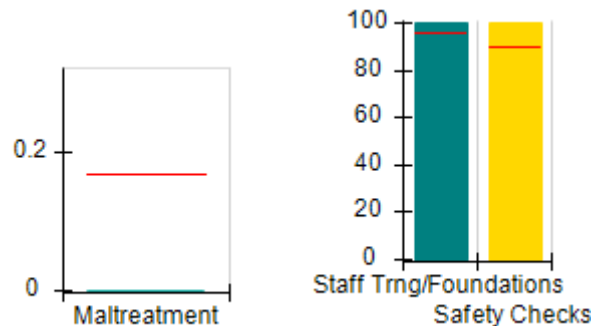
Overall Score (%)



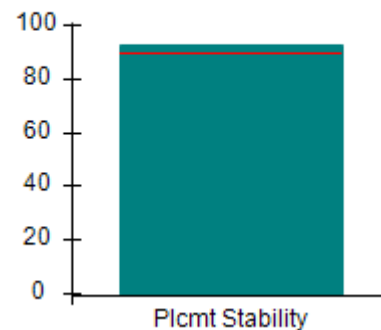
OPM Monitoring Reviews (%)



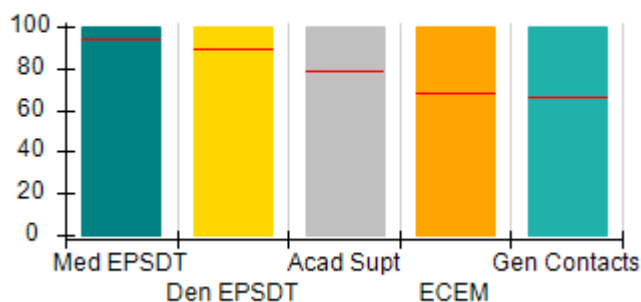
Safety Outcomes (%)



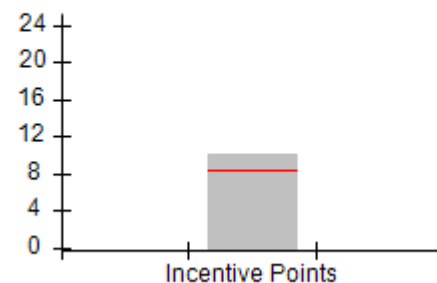
Permanency Outcomes (%)



Well-Being Outcomes (%)



Incentives Earned (Points)





## Performance-Based Placement Measures

### RBWO Provider GA+SCORECARD - CCI

Report Quarter: Q2 FY2019

#### Provider/Program Name: Advocates for Bartow's Children - Flowering Branch Children's Shelter (564) - CCI

49 Monroe Crossing, Cartersville, GA 30120	Quarterly Scores (Grades)		Current Quarter Score (Grade)
Phone: 770-382-6180	Q1: 106.42 (A+)	Q2: 107.26 (A+)	<b>107.26% (A+)</b>
Vendor ID# 35217	Q3: N/A	Q4: N/A	

Program Census Information:	# Children in Care During Quarter: 14	# Placements During Quarter: 14	# Children in Care On Last Day: 9
-----------------------------	---------------------------------------	---------------------------------	-----------------------------------

	Avg Performance All CCIs (%)	Provider Performance (%)*	Possible Points (Weight)	Provider Points Earned
--	------------------------------	---------------------------	--------------------------	------------------------

#### OPM Monitoring Reviews

Annual Comprehensive Reviews	86%	95%	25	23.65
Safety Reviews	91%	98%	15	14.66
<b>Monitoring Sub-Total</b>			<b>40</b>	<b>38.31</b>

#### CCI Safety Outcomes

Incidence of Maltreatment	0.17%	No Substantiated Reports	10	10.00
Staff Training/Foundations	95%	100%	5	5.00
Staff Safety Checks	90%	100%	5	5.00
<b>Safety Sub-Total</b>			<b>20</b>	<b>20.00</b>

#### CCI Permanency Outcomes

Placement Stability	89%	93%	15	13.95
<b>Permanency Sub-Total</b>			<b>15</b>	<b>13.95</b>

#### CCI Well-Being Outcomes

EPSDT Medical Visits	94%	100%	4	4.00
EPSDT Dental Visits	89%	100%	4	4.00
Academic Supports	78%	100%	3	3.00
Provider ECEM Visits	68%	100%	7	7.00
Provider General Contacts	67%	100%	7	7.00
Placements with Siblings	37%	41%	Not Scored	Not Scored
Placements within Legal County	15%	0%	Not Scored	Not Scored
<b>Well-Being Sub-Total</b>			<b>25</b>	<b>25.00</b>

\*Performance calculation descriptions can be found in the FY 2019 RBWO PBP Measurements and Standards Guide.

Monitoring & Outcomes: Possible Points = 100	Points Earned = 97.26
<b>Score Before Incentives Credit</b>	<b>97.26%</b>
<b>Incentives Awarded</b>	<b>10.00 pts</b>
<b>PBP Verification</b>	<b>N/A pts</b>
<b>Total Score</b>	<b>107.26%</b>





DHS, DFCS, Office of Provider Management  
**Performance-Based Placement Measures**  
**RBWO Provider GA+SCORECARD - CCI**



Report Quarter: Q2 FY2019

**Provider/Program Name: Advocates for Bartow's Children - Flowering Branch Children's Shelter (564) - CCI**

Program Census Information:		# Children in Care During Quarter: 14	# Placements During Quarter: 14	# Children in Care On Last Day: 9
CCI Incentive Credits	Avg Performance All CCIs (Points)	Provider Performance (%)*	Possible Points (Weight)	Provider Points Earned
Early EPSDT Medical Visits		100%	2	2.00
Early EPSDT Dental Visits		100%	2	2.00
Permanency Contacts		0%	5	0.00
Additional Academic Supports		100%	2	2.00
HS Grad/GED/Prof or Trade Certificate/College		N/A	10/5/5/1	
EYSS Agreement		Not Eligible	5	
Community Connections		0%	4	0.00
Active Agency Accreditation		0%	4	0.00
Staff Clinical Licensure		0%	5	0.00
Behavior Management (threshold = 0)		100%	4	4.00
<b>Incentives Total</b>	<b>8.28</b>			<b>10.00</b>
Maximum total combined incentive credit allowed is 10 points.			<b>Incentives Awarded</b>	<b>10.00</b>

\*Performance calculation descriptions can be found in the FY 2019 RBWO PBP Measurements and Standards Guide.

**Child Protective Services Investigations and Dispositions**

The following investigations data, which is not used for scoring but is considered significant to a provider's performance, is from Georgia SHINES and is not considered final or complete until the end of the fiscal year.

Total Reports:	0
Number Screened In:	0
Number Screened Out:	0
Number Substantiated:	0
Number Unsubstantiated:	0
Number Active CPS Investigations:	0



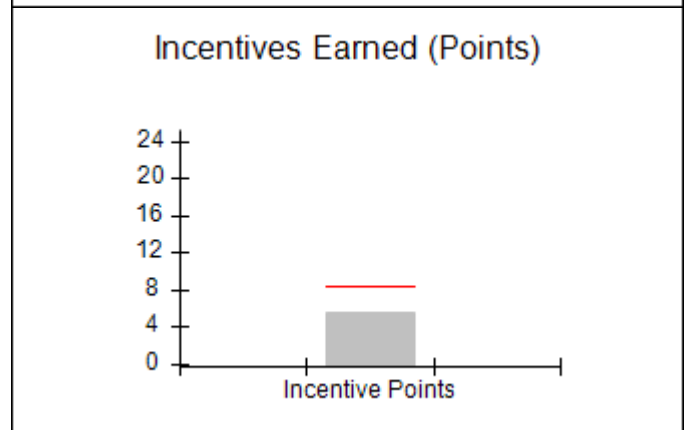
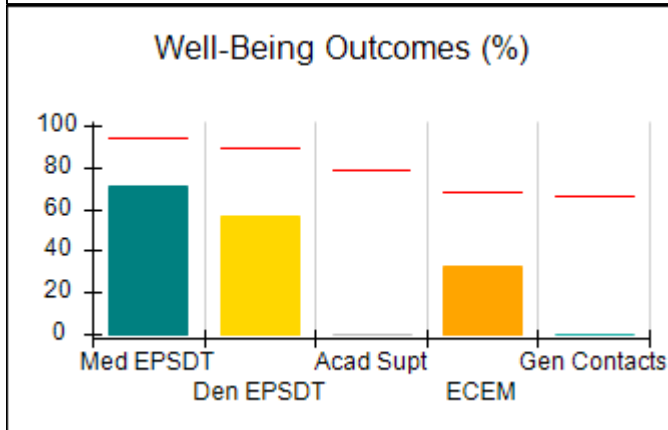
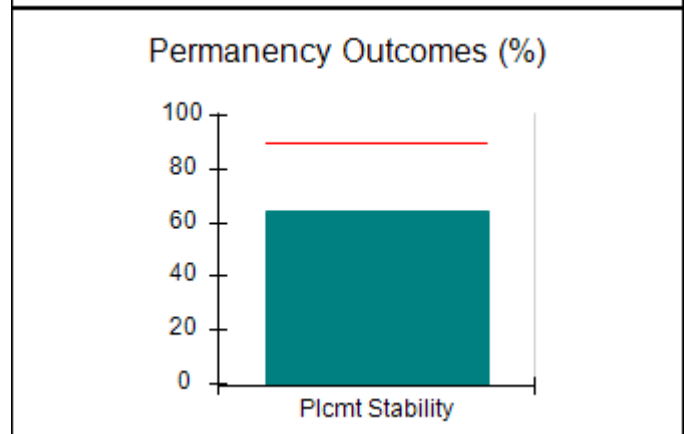
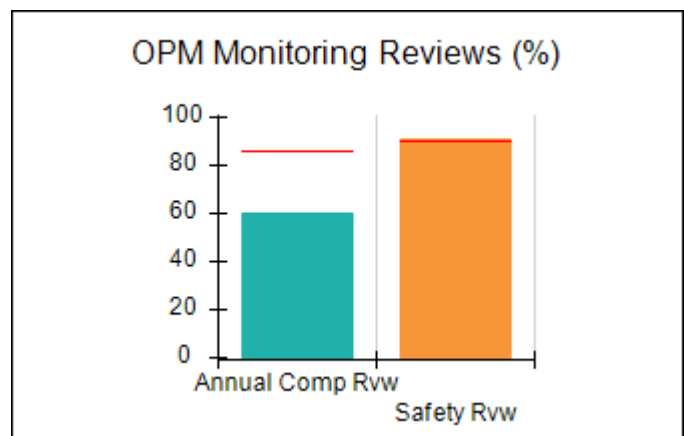
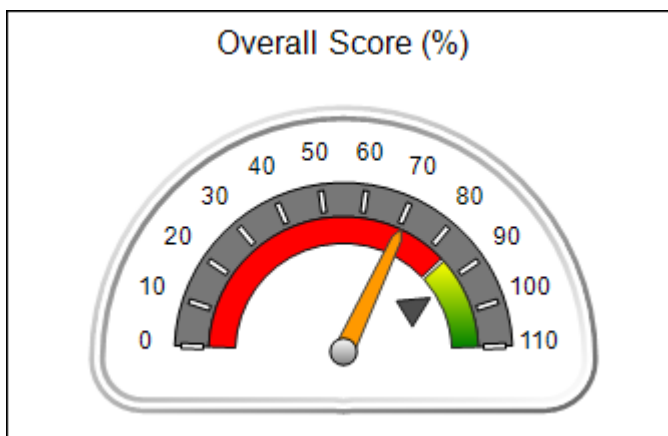
**DHS, DFCS, Office of Provider Management**  
**Performance-Based Placement Measures**  
**RBWO Provider GA+SCORECARD - CCI**



**Report Quarter: Q2 FY2019**

<b>Provider/Program Name: Agape Behavioral Healthcare, Inc. - (694) - CCI</b>			
<b>3830 Old Gordon Rd, Atlanta, GA 30336</b>	<b>Quarterly Scores (Grades)</b>		<b>Current Quarter Score (Grade)</b>
<b>Phone: 404-505-7619</b>	<b>Q1: 70.79 (C-)</b>	<b>Q2: 70.74 (C-)</b>	<b>70.74%</b>
<b>Vendor ID# 35410</b>	<b>Q3: N/A</b>	<b>Q4: N/A</b>	<b>(C-)</b>
Program Census Information:	# Children in Care During Quarter: 11	# Placements During Quarter: 11	# Children in Care On Last Day: 4
<b>Quarterly Provider Comparisons to All CCIs</b>			

▼ — indicates average for all CCIs





DHS, DFCS, Office of Provider Management  
**Performance-Based Placement Measures**  
**RBWO Provider GA+SCORECARD - CCI**  
 Report Quarter: Q2 FY2019



<b>Provider/Program Name: Agape Behavioral Healthcare, Inc. - (694) - CCI</b>				
<b>3830 Old Gordon Rd, Atlanta, GA 30336</b>		<b>Quarterly Scores (Grades)</b>		<b>Current Quarter Score (Grade)</b>
<b>Phone: 404-505-7619</b>		<b>Q1: 70.79 (C-)</b>	<b>Q2: 70.74 (C-)</b>	<b>70.74% (C-)</b>
<b>Vendor ID# 35410</b>		<b>Q3: N/A</b>	<b>Q4: N/A</b>	
Program Census Information:		# Children in Care During Quarter: 11	# Placements During Quarter: 11	# Children in Care On Last Day: 4
	<b>Avg Performance All CCIs (%)</b>	<b>Provider Performance (%)*</b>	<b>Possible Points (Weight)</b>	<b>Provider Points Earned</b>
<b>OPM Monitoring Reviews</b>				
Annual Comprehensive Reviews	86%	60%	25	15.08
Safety Reviews	91%	91%	15	13.62
<b>Monitoring Sub-Total</b>			<b>40</b>	<b>28.70</b>
<b>CCI Safety Outcomes</b>				
Incidence of Maltreatment	0.17%	No Substantiated Reports	10	10.00
Staff Training/Foundations	95%	91%	5	4.55
Staff Safety Checks	90%	100%	5	5.00
<b>Safety Sub-Total</b>			<b>20</b>	<b>19.55</b>
<b>CCI Permanency Outcomes</b>				
Placement Stability	89%	64%	15	9.60
<b>Permanency Sub-Total</b>			<b>15</b>	<b>9.60</b>
<b>CCI Well-Being Outcomes</b>				
EPSDT Medical Visits	94%	71%	4	2.84
EPSDT Dental Visits	89%	57%	4	2.28
Academic Supports	78%	0%	3	0.00
Provider ECEM Visits	68%	33%	7	2.31
Provider General Contacts	67%	0%	7	0.00
Placements with Siblings	37%	Not Eligible	Not Scored	Not Scored
Placements within Legal County	15%	100%	Not Scored	Not Scored
<b>Well-Being Sub-Total</b>			<b>25</b>	<b>7.43</b>
*Performance calculation descriptions can be found in the FY 2019 RBWO PBP Measurements and Standards Guide.				

<b>Monitoring &amp; Outcomes: Possible Points = 100</b>		<b>Points Earned = 65.28</b>	
<b>Score Before Incentives Credit</b>			<b>65.28%</b>
<b>Incentives Awarded</b>			<b>5.46 pts</b>
<b>PBP Verification</b>			<b>N/A pts</b>
<b>Total Score</b>			<b>70.74%</b>



**DHS, DFCS, Office of Provider Management**  
**Performance-Based Placement Measures**  
**RBWO Provider GA+SCORECARD - CCI**  
**Report Quarter: Q2 FY2019**



**Provider/Program Name: Agape Behavioral Healthcare, Inc. - (694) - CCI**

Program Census Information:		# Children in Care During Quarter: 11	# Placements During Quarter: 11	# Children in Care On Last Day: 4
CCI Incentive Credits	Avg Performance All CCIs (Points)	Provider Performance (%)*	Possible Points (Weight)	Provider Points Earned
Early EPSDT Medical Visits		33%	2	0.66
Early EPSDT Dental Visits		40%	2	0.80
Permanency Contacts		0%	5	0.00
Additional Academic Supports		0%	2	0.00
HS Grad/GED/Prof or Trade Certificate/College		N/A	10/5/5/1	
EYSS Agreement		Not Eligible	5	
Community Connections		0%	4	0.00
Active Agency Accreditation		0%	4	0.00
Staff Clinical Licensure		0%	5	0.00
Behavior Management (threshold = 0)		100%	4	4.00
<b>Incentives Total</b>	<b>8.28</b>			<b>5.46</b>
Maximum total combined incentive credit allowed is 10 points.			<b>Incentives Awarded</b>	<b>5.46</b>

\*Performance calculation descriptions can be found in the FY 2019 RBWO PBP Measurements and Standards Guide.

**Child Protective Services Investigations and Dispositions**

The following investigations data, which is not used for scoring but is considered significant to a provider's performance, is from Georgia SHINES and is not considered final or complete until the end of the fiscal year.

Total Reports:	0
Number Screened In:	0
Number Screened Out:	0
Number Substantiated:	0
Number Unsubstantiated:	0
Number Active CPS Investigations:	0



**DHS, DFCS, Office of Provider Management**  
**Performance-Based Placement Measures**  
**RBWO Provider GA+SCORECARD - CCI**



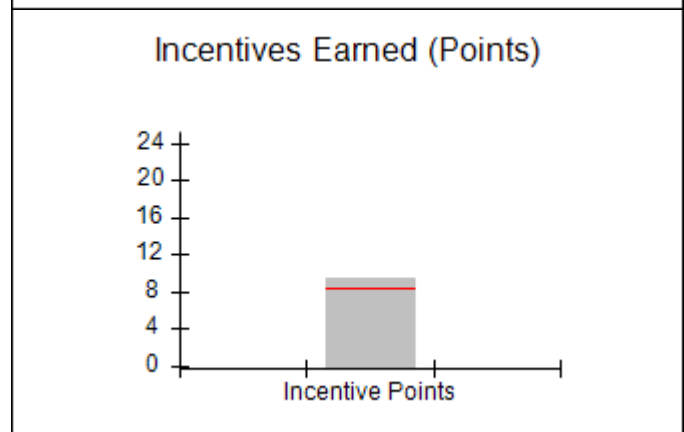
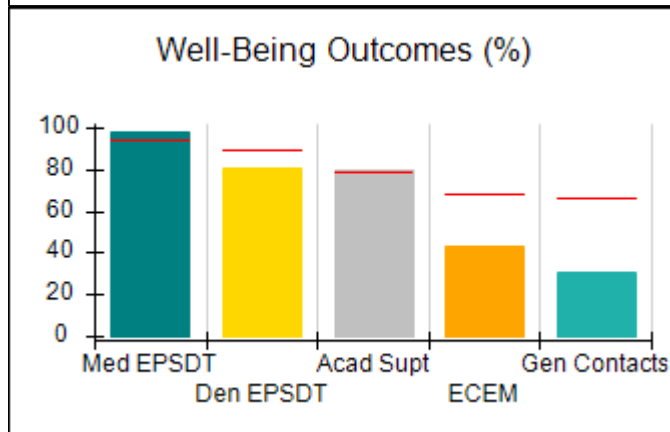
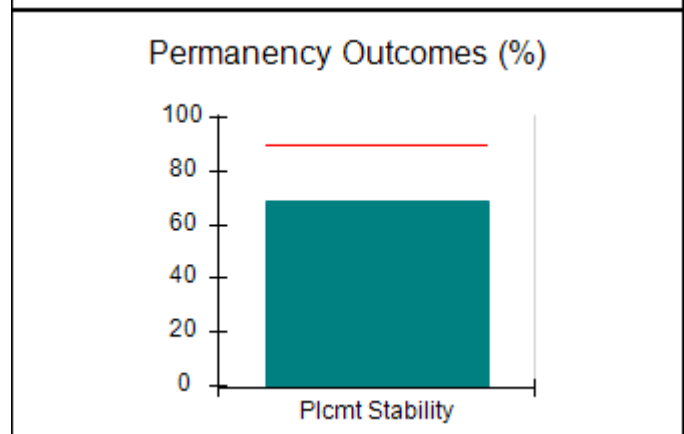
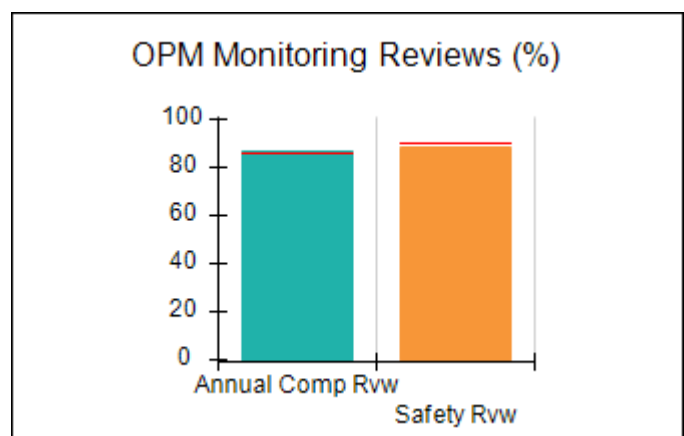
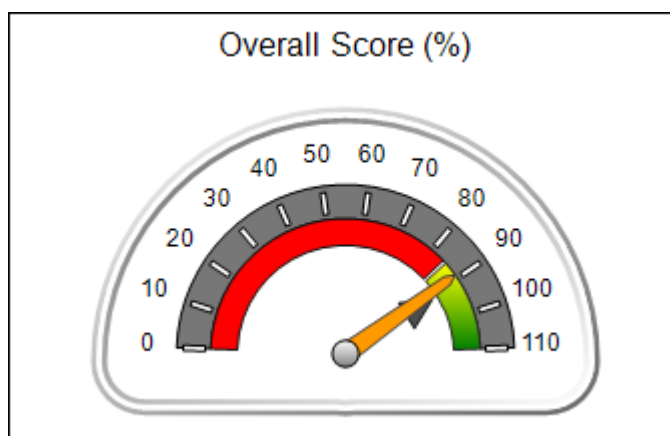
**Report Quarter: Q2 FY2019**

**Provider/Program Name: Alternative Youth Services, Inc. - (667) - CCI**

211 Goose Hollow Road, Reynolds, GA 31076	Quarterly Scores (Grades)		Current Quarter Score (Grade)
Phone: 478-847-5211	Q1: 85.89 (B)	Q2: 89.02 (B+)	<b>89.02%</b> <b>(B+)</b>
Vendor ID# 35223	Q3: N/A	Q4: N/A	
Program Census Information:	# Children in Care During Quarter: 74	# Placements During Quarter: 81	# Children in Care On Last Day: 46

**Quarterly Provider Comparisons to All CCIs**

▼ — indicates average for all CCIs





DHS, DFCS, Office of Provider Management  
**Performance-Based Placement Measures**  
**RBWO Provider GA+SCORECARD - CCI**  
 Report Quarter: Q2 FY2019



<b>Provider/Program Name: Alternative Youth Services, Inc. - (667) - CCI</b>				
<b>211 Goose Hollow Road, Reynolds, GA 31076</b>		<b>Quarterly Scores (Grades)</b>		<b>Current Quarter Score (Grade)</b>
<b>Phone: 478-847-5211</b>		<b>Q1: 85.89 (B)</b>	<b>Q2: 89.02 (B+)</b>	<b>89.02% (B+)</b>
<b>Vendor ID# 35223</b>		<b>Q3: N/A</b>	<b>Q4: N/A</b>	
Program Census Information:		# Children in Care During Quarter: 74	# Placements During Quarter: 81	# Children in Care On Last Day: 46
	<b>Avg Performance All CCIs (%)</b>	<b>Provider Performance (%)*</b>	<b>Possible Points (Weight)</b>	<b>Provider Points Earned</b>
<b>OPM Monitoring Reviews</b>				
Annual Comprehensive Reviews	86%	87%	25	21.81
Safety Reviews	91%	89%	15	13.32
<b>Monitoring Sub-Total</b>			<b>40</b>	<b>35.13</b>
<b>CCI Safety Outcomes</b>				
Incidence of Maltreatment	0.17%	No Substantiated Reports	10	10.00
Staff Training/Foundations	95%	100%	5	5.00
Staff Safety Checks	90%	88%	5	4.40
<b>Safety Sub-Total</b>			<b>20</b>	<b>19.40</b>
<b>CCI Permanency Outcomes</b>				
Placement Stability	89%	69%	15	10.35
<b>Permanency Sub-Total</b>			<b>15</b>	<b>10.35</b>
<b>CCI Well-Being Outcomes</b>				
EPSDT Medical Visits	94%	98%	4	3.92
EPSDT Dental Visits	89%	81%	4	3.24
Academic Supports	78%	80%	3	2.40
Provider ECEM Visits	68%	43%	7	3.01
Provider General Contacts	67%	31%	7	2.17
Placements with Siblings	37%	15%	Not Scored	Not Scored
Placements within Legal County	15%	5%	Not Scored	Not Scored
<b>Well-Being Sub-Total</b>			<b>25</b>	<b>14.74</b>
*Performance calculation descriptions can be found in the FY 2019 RBWO PBP Measurements and Standards Guide.				

<b>Monitoring &amp; Outcomes: Possible Points = 100</b>		<b>Points Earned = 79.62</b>	
<b>Score Before Incentives Credit</b>			<b>79.62%</b>
<b>Incentives Awarded</b>			<b>9.40 pts</b>
<b>PBP Verification</b>			<b>N/A pts</b>
<b>Total Score</b>			<b>89.02%</b>



**DHS, DFCS, Office of Provider Management**  
**Performance-Based Placement Measures**  
**RBWO Provider GA+SCORECARD - CCI**  
**Report Quarter: Q2 FY2019**



**Provider/Program Name: Alternative Youth Services, Inc. - (667) - CCI**

Program Census Information:		# Children in Care During Quarter: 74	# Placements During Quarter: 81	# Children in Care On Last Day: 46
CCI Incentive Credits	Avg Performance All CCIs (Points)	Provider Performance (%)*	Possible Points (Weight)	Provider Points Earned
Early EPSDT Medical Visits		91%	2	1.82
Early EPSDT Dental Visits		44%	2	0.88
Permanency Contacts		0%	5	0.00
Additional Academic Supports		35%	2	0.70
HS Grad/GED/Prof or Trade Certificate/College		N/A	10/5/5/1	
EYSS Agreement		Not Eligible	5	
Community Connections		0%	4	0.00
Active Agency Accreditation		50%	4	2.00
Staff Clinical Licensure		0%	5	0.00
Behavior Management (threshold = 0)		100%	4	4.00
<b>Incentives Total</b>	<b>8.28</b>			<b>9.40</b>
Maximum total combined incentive credit allowed is 10 points.			<b>Incentives Awarded</b>	<b>9.40</b>

\*Performance calculation descriptions can be found in the FY 2019 RBWO PBP Measurements and Standards Guide.

**Child Protective Services Investigations and Dispositions**

The following investigations data, which is not used for scoring but is considered significant to a provider's performance, is from Georgia SHINES and is not considered final or complete until the end of the fiscal year.

Total Reports:	1
Number Screened In:	1
Number Screened Out:	0
Number Substantiated:	0
Number Unsubstantiated:	0
Number Active CPS Investigations:	1



DHS, DFCS, Office of Provider Management

## Performance-Based Placement Measures

### RBWO Provider GA+SCORECARD - CCI



Report Quarter: Q2 FY2019

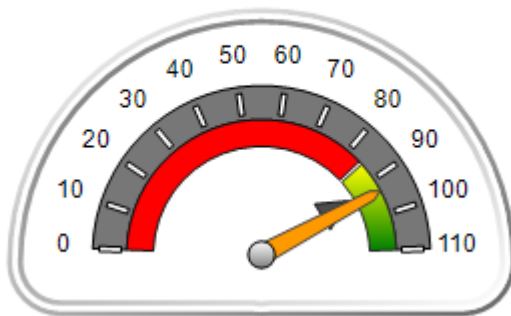
**Provider/Program Name: Alyssa and Brothers, Inc. - dba Rowley Residence 2 (908) - CCI**

4552 Dorset Circle, Decatur, GA 30035	Quarterly Scores (Grades)		Current Quarter Score (Grade)
Phone: 678 518-8633	Q1: 95.66 (A)	Q2: 93.68 (A-)	<b>93.68%</b> <b>(A-)</b>
Vendor ID# 35225	Q3: N/A	Q4: N/A	
Program Census Information:	# Children in Care During Quarter: 6	# Placements During Quarter: 6	# Children in Care On Last Day: 5

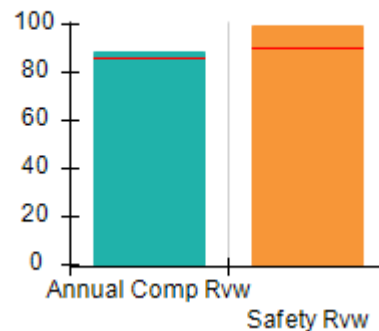
### Quarterly Provider Comparisons to All CCIs

▼ — indicates average for all CCIs

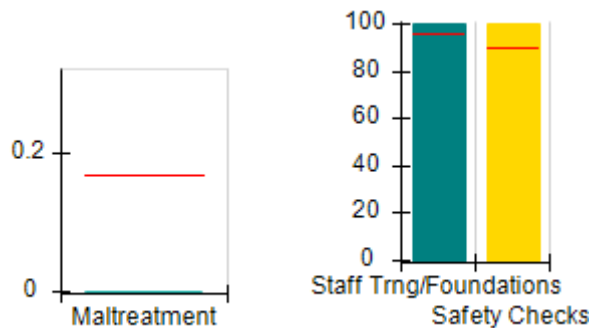
Overall Score (%)



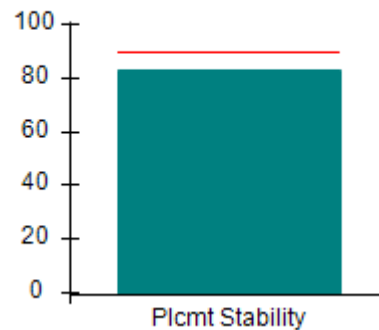
OPM Monitoring Reviews (%)



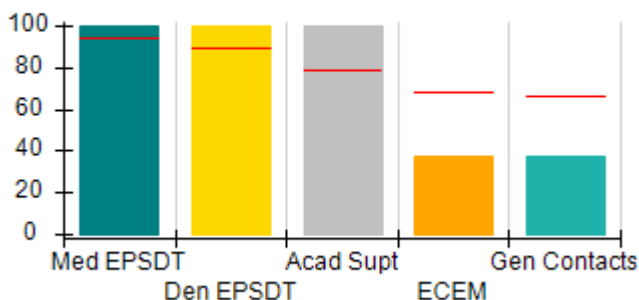
Safety Outcomes (%)



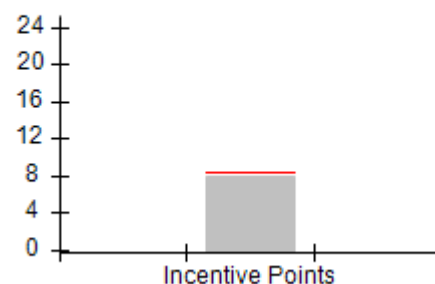
Permanency Outcomes (%)



Well-Being Outcomes (%)



Incentives Earned (Points)







DHS, DFCS, Office of Provider Management  
**Performance-Based Placement Measures**  
**RBWO Provider GA+SCORECARD - CCI**



Report Quarter: Q2 FY2019

**Provider/Program Name: Alyssa and Brothers, Inc. - dba Rowley Residence 2 (908) - CCI**

4552 Dorset Circle, Decatur, GA 30035	Quarterly Scores (Grades)		Current Quarter Score (Grade)
Phone: 678 518-8633	Q1: 95.66 (A)	Q2: 93.68 (A-)	<b>93.68%</b> <b>(A-)</b>
Vendor ID# 35225	Q3: N/A	Q4: N/A	

Program Census Information:	# Children in Care During Quarter: 6	# Placements During Quarter: 6	# Children in Care On Last Day: 5
-----------------------------	--------------------------------------	--------------------------------	-----------------------------------

	Avg Performance All CCIs (%)	Provider Performance (%)*	Possible Points (Weight)	Provider Points Earned
--	------------------------------	---------------------------	--------------------------	------------------------

**OPM Monitoring Reviews**

Annual Comprehensive Reviews	86%	88%	25	22.06
Safety Reviews	91%	99%	15	14.85
<b>Monitoring Sub-Total</b>			<b>40</b>	<b>36.91</b>

**CCI Safety Outcomes**

Incidence of Maltreatment	0.17%	No Substantiated Reports	10	10.00
Staff Training/Foundations	95%	100%	5	5.00
Staff Safety Checks	90%	100%	5	5.00
<b>Safety Sub-Total</b>			<b>20</b>	<b>20.00</b>

**CCI Permanency Outcomes**

Placement Stability	89%	83%	15	12.45
<b>Permanency Sub-Total</b>			<b>15</b>	<b>12.45</b>

**CCI Well-Being Outcomes**

EPSDT Medical Visits	94%	100%	4	4.00
EPSDT Dental Visits	89%	100%	4	4.00
Academic Supports	78%	100%	3	3.00
Provider ECEM Visits	68%	38%	7	2.66
Provider General Contacts	67%	38%	7	2.66
Placements with Siblings	37%	Not Eligible	Not Scored	Not Scored
Placements within Legal County	15%	0%	Not Scored	Not Scored
<b>Well-Being Sub-Total</b>			<b>25</b>	<b>16.32</b>

\*Performance calculation descriptions can be found in the FY 2019 RBWO PBP Measurements and Standards Guide.

<b>Monitoring &amp; Outcomes: Possible Points = 100</b>		<b>Points Earned = 85.68</b>	
<b>Score Before Incentives Credit</b>			<b>85.68%</b>
<b>Incentives Awarded</b>			<b>8.00 pts</b>
<b>PBP Verification</b>			<b>N/A pts</b>
<b>Total Score</b>			<b>93.68%</b>



**DHS, DFCS, Office of Provider Management**  
**Performance-Based Placement Measures**  
**RBWO Provider GA+SCORECARD - CCI**  
**Report Quarter: Q2 FY2019**



**Provider/Program Name: Alyssa and Brothers, Inc. - dba Rowley Residence 2 (908) - CCI**

Program Census Information:		# Children in Care During Quarter: 6	# Placements During Quarter: 6	# Children in Care On Last Day: 5
CCI Incentive Credits	Avg Performance All CCIs (Points)	Provider Performance (%)*	Possible Points (Weight)	Provider Points Earned
Early EPSDT Medical Visits		Not Eligible	2	
Early EPSDT Dental Visits		100%	2	2.00
Permanency Contacts		0%	5	0.00
Additional Academic Supports		100%	2	2.00
HS Grad/GED/Prof or Trade Certificate/College		N/A	10/5/5/1	
EYSS Agreement		Not Eligible	5	
Community Connections		0%	4	0.00
Active Agency Accreditation		0%	4	0.00
Staff Clinical Licensure		0%	5	0.00
Behavior Management (threshold = 0)		100%	4	4.00
<b>Incentives Total</b>	<b>8.28</b>			<b>8.00</b>
Maximum total combined incentive credit allowed is 10 points.			<b>Incentives Awarded</b>	<b>8.00</b>

\*Performance calculation descriptions can be found in the FY 2019 RBWO PBP Measurements and Standards Guide.

**Child Protective Services Investigations and Dispositions**

The following investigations data, which is not used for scoring but is considered significant to a provider's performance, is from Georgia SHINES and is not considered final or complete until the end of the fiscal year.

Total Reports:	0
Number Screened In:	0
Number Screened Out:	0
Number Substantiated:	0
Number Unsubstantiated:	0
Number Active CPS Investigations:	0



**DHS, DFCS, Office of Provider Management**  
**Performance-Based Placement Measures**  
**RBWO Provider GA+SCORECARD - CCI**  
**Report Quarter: Q2 FY2019**



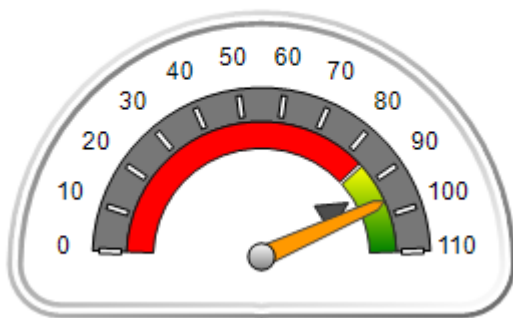
**Provider/Program Name: AMI Kids Savannah River - (5161) - CCI**

626 Old River Road, Sylvania, GA 30467	Quarterly Scores (Grades)		Current Quarter Score (Grade)
Phone: 912-829-5300	Q1: 98.08 (A+)	Q2: 96.19 (A)	<b>96.19%</b> <b>(A)</b>
Vendor ID# 117807	Q3: N/A	Q4: N/A	
Program Census Information:	# Children in Care During Quarter: 22	# Placements During Quarter: 22	# Children in Care On Last Day: 18

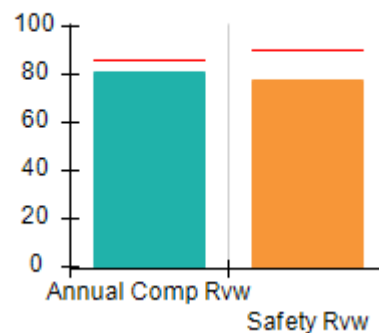
**Quarterly Provider Comparisons to All CCIs**

▼ — indicates average for all CCIs

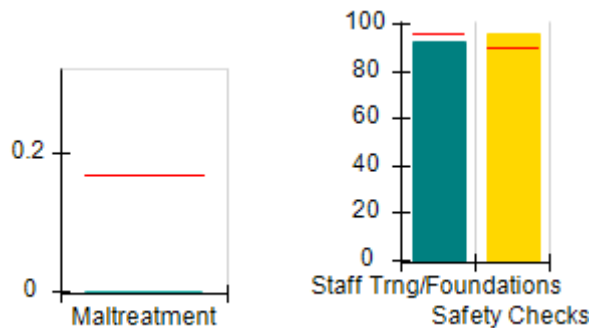
Overall Score (%)



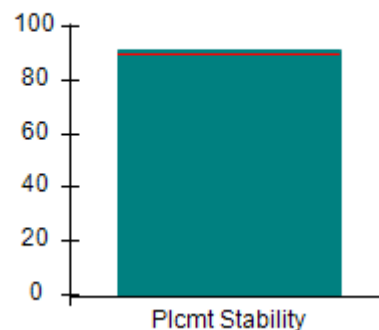
OPM Monitoring Reviews (%)



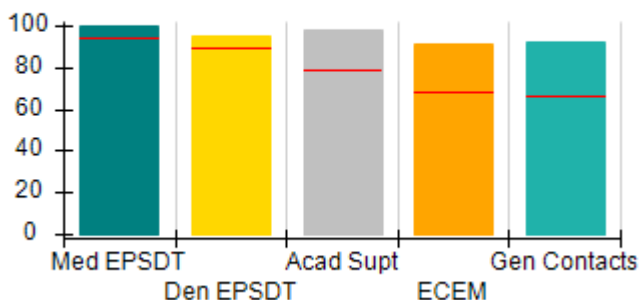
Safety Outcomes (%)



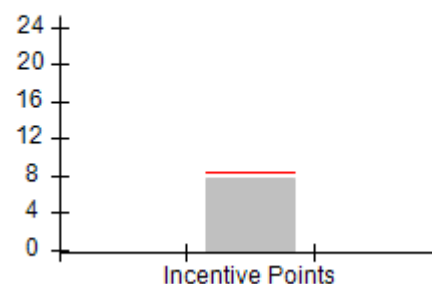
Permanency Outcomes (%)



Well-Being Outcomes (%)



Incentives Earned (Points)





DHS, DFCS, Office of Provider Management  
**Performance-Based Placement Measures**  
**RBWO Provider GA+SCORECARD - CCI**  
 Report Quarter: Q2 FY2019



<b>Provider/Program Name: AMI Kids Savannah River - (5161) - CCI</b>				
626 Old River Road, Sylvania, GA 30467		Quarterly Scores (Grades)		Current Quarter Score (Grade)
Phone: 912-829-5300		Q1: 98.08 (A+)	Q2: 96.19 (A)	<b>96.19%</b> <b>(A)</b>
Vendor ID# 117807		Q3: N/A	Q4: N/A	
Program Census Information:		# Children in Care During Quarter: 22	# Placements During Quarter: 22	# Children in Care On Last Day: 18
	Avg Performance All CCIs (%)	Provider Performance (%)*	Possible Points (Weight)	Provider Points Earned
<b>OPM Monitoring Reviews</b>				
Annual Comprehensive Reviews	86%	81%	25	20.27
Safety Reviews	91%	77%	15	11.60
<b>Monitoring Sub-Total</b>			<b>40</b>	<b>31.87</b>
<b>CCI Safety Outcomes</b>				
Incidence of Maltreatment	0.17%	No Substantiated Reports	10	10.00
Staff Training/Foundations	95%	92%	5	4.60
Staff Safety Checks	90%	96%	5	4.80
<b>Safety Sub-Total</b>			<b>20</b>	<b>19.40</b>
<b>CCI Permanency Outcomes</b>				
Placement Stability	89%	91%	15	13.65
<b>Permanency Sub-Total</b>			<b>15</b>	<b>13.65</b>
<b>CCI Well-Being Outcomes</b>				
EPSDT Medical Visits	94%	100%	4	4.00
EPSDT Dental Visits	89%	95%	4	3.80
Academic Supports	78%	98%	3	2.94
Provider ECEM Visits	68%	91%	7	6.37
Provider General Contacts	67%	92%	7	6.44
Placements with Siblings	37%	0%	Not Scored	Not Scored
Placements within Legal County	15%	0%	Not Scored	Not Scored
<b>Well-Being Sub-Total</b>			<b>25</b>	<b>23.55</b>
*Performance calculation descriptions can be found in the FY 2019 RBWO PBP Measurements and Standards Guide.				

<b>Monitoring &amp; Outcomes: Possible Points = 100</b>		<b>Points Earned = 88.47</b>	
<b>Score Before Incentives Credit</b>			<b>88.47%</b>
<b>Incentives Awarded</b>			<b>7.72 pts</b>
<b>PBP Verification</b>			<b>N/A pts</b>
<b>Total Score</b>			<b>96.19%</b>



DHS, DFCS, Office of Provider Management  
**Performance-Based Placement Measures**  
**RBWO Provider GA+SCORECARD - CCI**  
Report Quarter: Q2 FY2019



**Provider/Program Name: AMI Kids Savannah River - (5161) - CCI**

Program Census Information:		# Children in Care During Quarter: 22	# Placements During Quarter: 22	# Children in Care On Last Day: 18
CCI Incentive Credits	Avg Performance All CCIs (Points)	Provider Performance (%)*	Possible Points (Weight)	Provider Points Earned
Early EPSDT Medical Visits		100%	2	2.00
Early EPSDT Dental Visits		86%	2	1.72
Permanency Contacts		0%	5	0.00
Additional Academic Supports		0%	2	0.00
HS Grad/GED/Prof or Trade Certificate/College		N/A	10/5/5/1	
EYSS Agreement		Not Eligible	5	
Community Connections		0%	4	0.00
Active Agency Accreditation		0%	4	0.00
Staff Clinical Licensure		0%	5	0.00
Behavior Management (threshold = 0)		100%	4	4.00
<b>Incentives Total</b>	<b>8.28</b>			<b>7.72</b>
Maximum total combined incentive credit allowed is 10 points.			<b>Incentives Awarded</b>	<b>7.72</b>

\*Performance calculation descriptions can be found in the FY 2019 RBWO PBP Measurements and Standards Guide.

**Child Protective Services Investigations and Dispositions**

The following investigations data, which is not used for scoring but is considered significant to a provider's performance, is from Georgia SHINES and is not considered final or complete until the end of the fiscal year.

Total Reports:	0
Number Screened In:	0
Number Screened Out:	0
Number Substantiated:	0
Number Unsubstantiated:	0
Number Active CPS Investigations:	0



DHS, DFCS, Office of Provider Management  
**Performance-Based Placement Measures**  
**RBWO Provider GA+SCORECARD - CCI**



Report Quarter: Q2 FY2019

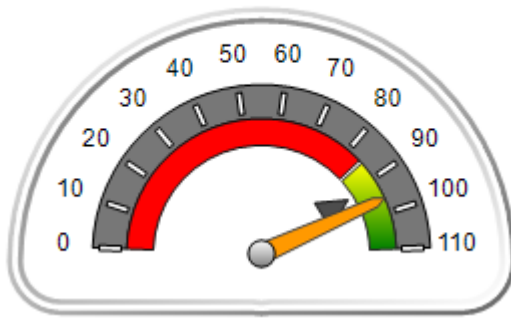
**Provider/Program Name: Ark Family Counseling Center, The - Ricky Homes/Decatur (571) - CCI**

2580 S. Hairston Road, Decatur, GA 30035	Quarterly Scores (Grades)		Current Quarter Score (Grade)
Phone: 770-593-0913	Q1: 94.69 (A)	Q2: 96.16 (A)	<b>96.16%</b> <b>(A)</b>
Vendor ID# 35229	Q3: N/A	Q4: N/A	
Program Census Information:	# Children in Care During Quarter: 7	# Placements During Quarter: 7	# Children in Care On Last Day: 5

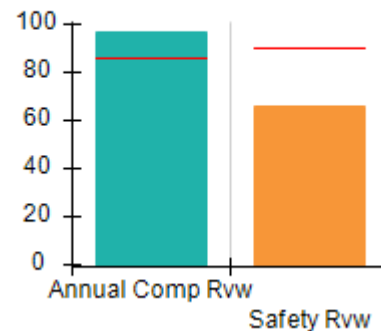
**Quarterly Provider Comparisons to All CCIs**

▼ — indicates average for all CCIs

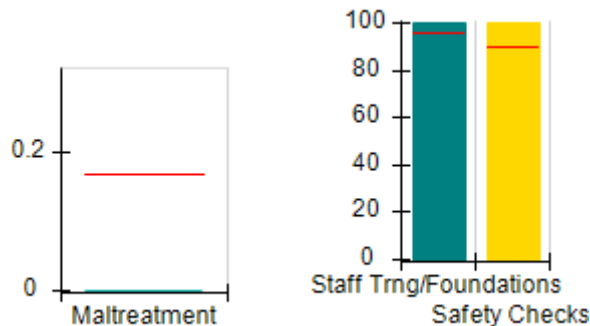
Overall Score (%)



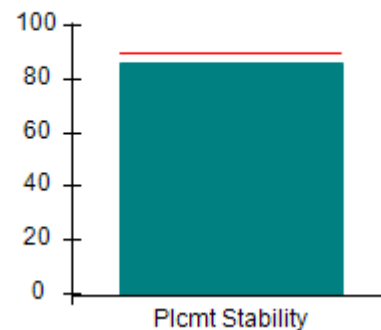
OPM Monitoring Reviews (%)



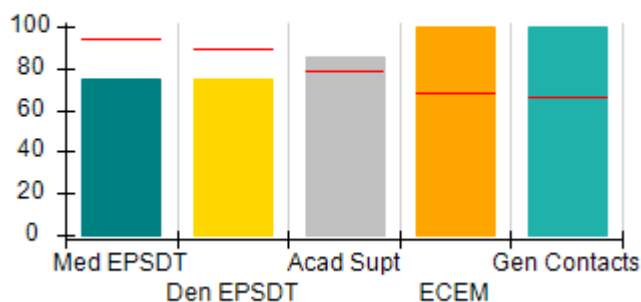
Safety Outcomes (%)



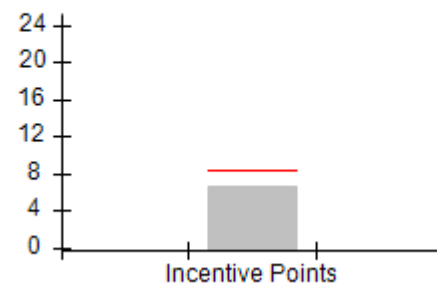
Permanency Outcomes (%)



Well-Being Outcomes (%)



Incentives Earned (Points)





# Performance-Based Placement Measures

## RBWO Provider GA+SCORECARD - CCI

Report Quarter: Q2 FY2019

Provider/Program Name: Ark Family Counseling Center, The - Ricky Homes/Decatur (571) - CCI				
2580 S. Hairston Road, Decatur, GA 30035		Quarterly Scores (Grades)		Current Quarter Score (Grade)
Phone: 770-593-0913		Q1: 94.69 (A)	Q2: 96.16 (A)	96.16% (A)
Vendor ID# 35229		Q3: N/A	Q4: N/A	
Program Census Information:		# Children in Care During Quarter: 7	# Placements During Quarter: 7	# Children in Care On Last Day: 5
	Avg Performance All CCIs (%)	Provider Performance (%)*	Possible Points (Weight)	Provider Points Earned
<b>OPM Monitoring Reviews</b>				
Annual Comprehensive Reviews	86%	96%	25	24.12
Safety Reviews	91%	66%	15	9.91
<b>Monitoring Sub-Total</b>			<b>40</b>	<b>34.03</b>
<b>CCI Safety Outcomes</b>				
Incidence of Maltreatment	0.17%	No Substantiated Reports	10	10.00
Staff Training/Foundations	95%	100%	5	5.00
Staff Safety Checks	90%	100%	5	5.00
<b>Safety Sub-Total</b>			<b>20</b>	<b>20.00</b>
<b>CCI Permanency Outcomes</b>				
Placement Stability	89%	86%	15	12.90
<b>Permanency Sub-Total</b>			<b>15</b>	<b>12.90</b>
<b>CCI Well-Being Outcomes</b>				
EPSDT Medical Visits	94%	75%	4	3.00
EPSDT Dental Visits	89%	75%	4	3.00
Academic Supports	78%	85%	3	2.55
Provider ECEM Visits	68%	100%	7	7.00
Provider General Contacts	67%	100%	7	7.00
Placements with Siblings	37%	Not Eligible	Not Scored	Not Scored
Placements within Legal County	15%	0%	Not Scored	Not Scored
<b>Well-Being Sub-Total</b>			<b>25</b>	<b>22.55</b>

\*Performance calculation descriptions can be found in the FY 2019 RBWO PBP Measurements and Standards Guide.

Monitoring & Outcomes: Possible Points = 100		Points Earned = 89.48	
Score Before Incentives Credit		89.48%	
Incentives Awarded		6.68 pts	
PBP Verification		N/A pts	
Total Score		96.16%	



DHS, DFCS, Office of Provider Management  
**Performance-Based Placement Measures**  
**RBWO Provider GA+SCORECARD - CCI**



Report Quarter: Q2 FY2019

**Provider/Program Name: Ark Family Counseling Center, The - Ricky Homes/Decatur (571) - CCI**

Program Census Information:		# Children in Care During Quarter: 7	# Placements During Quarter: 7	# Children in Care On Last Day: 5
CCI Incentive Credits	Avg Performance All CCIs (Points)	Provider Performance (%)*	Possible Points (Weight)	Provider Points Earned
Early EPSDT Medical Visits		67%	2	1.34
Early EPSDT Dental Visits		67%	2	1.34
Permanency Contacts		0%	5	0.00
Additional Academic Supports		0%	2	0.00
HS Grad/GED/Prof or Trade Certificate/College		N/A	10/5/5/1	
EYSS Agreement		Not Eligible	5	
Community Connections		0%	4	0.00
Active Agency Accreditation		0%	4	0.00
Staff Clinical Licensure		0%	5	0.00
Behavior Management (threshold = 0)		100%	4	4.00
<b>Incentives Total</b>	<b>8.28</b>			<b>6.68</b>
Maximum total combined incentive credit allowed is 10 points.			<b>Incentives Awarded</b>	<b>6.68</b>

\*Performance calculation descriptions can be found in the FY 2019 RBWO PBP Measurements and Standards Guide.

### Child Protective Services Investigations and Dispositions

The following investigations data, which is not used for scoring but is considered significant to a provider's performance, is from Georgia SHINES and is not considered final or complete until the end of the fiscal year.

Total Reports:	0
Number Screened In:	0
Number Screened Out:	0
Number Substantiated:	0
Number Unsubstantiated:	0
Number Active CPS Investigations:	0





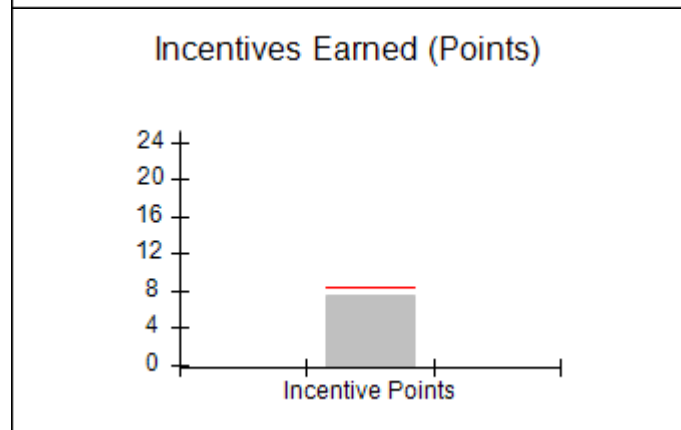
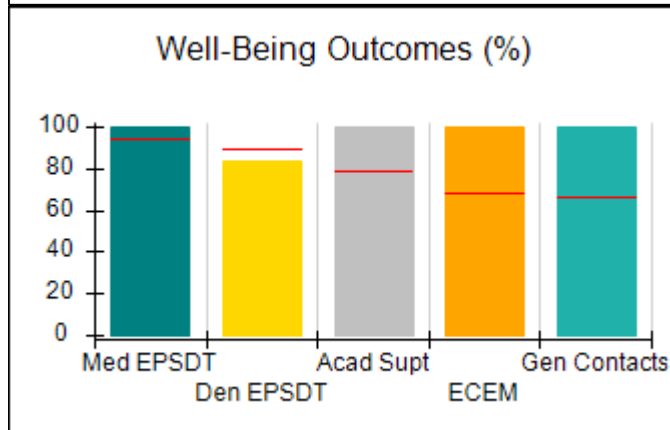
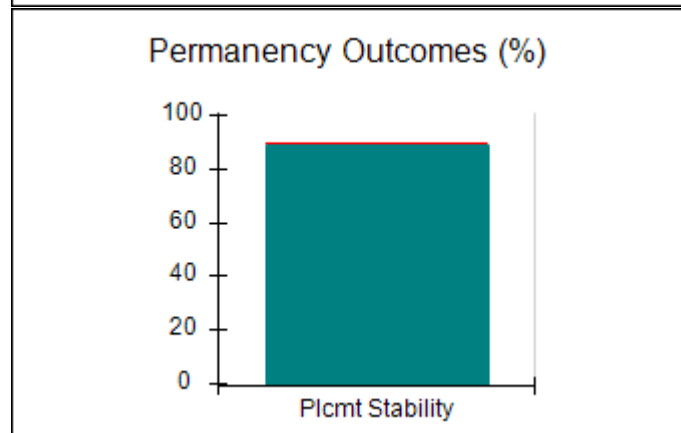
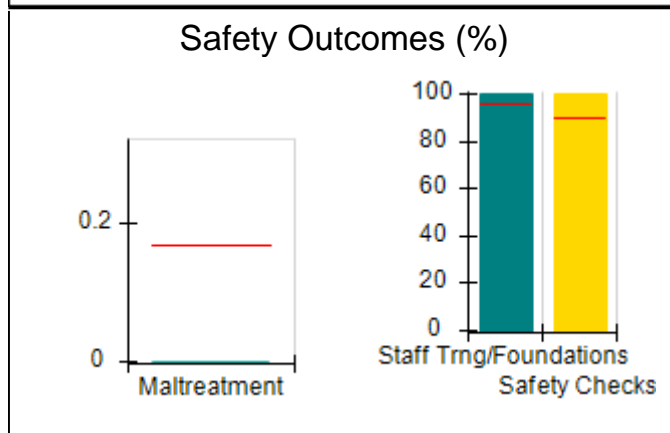
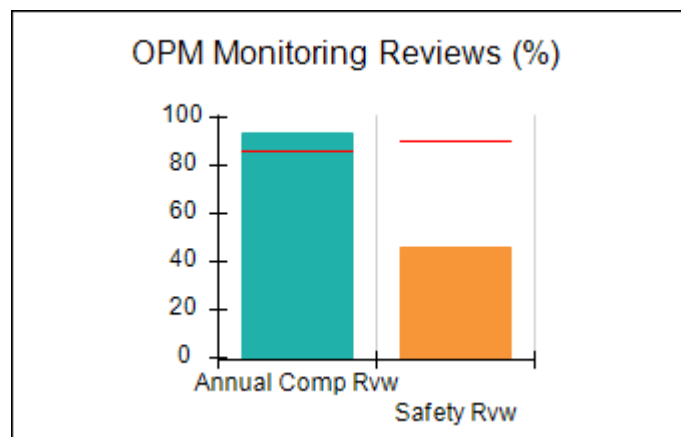
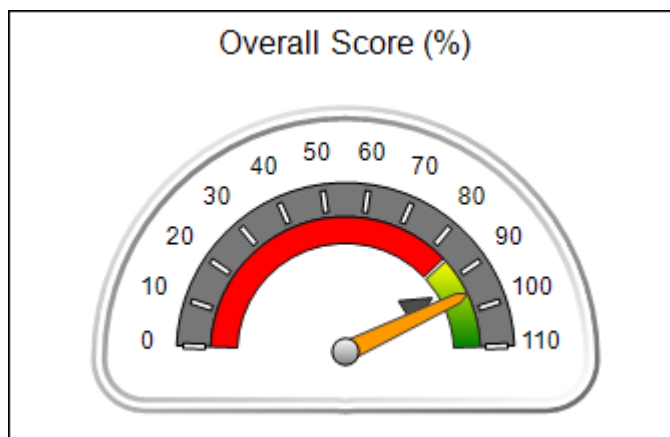
**DHS, DFCS, Office of Provider Management**  
**Performance-Based Placement Measures**  
**RBWO Provider GA+SCORECARD - CCI**



**Report Quarter: Q2 FY2019**

Provider/Program Name: Ark Family Counseling Center, The - Ricky Homes/Lithonia (591) - CCI			
3383 Evans Mill Rd., Lithonia, GA 30038	Quarterly Scores (Grades)		Current Quarter Score (Grade)
Phone: 770-593-0913	Q1: 93.54 (A-)	Q2: 95.44 (A)	<b>95.44%</b> <b>(A)</b>
Vendor ID# 35228	Q3: N/A	Q4: N/A	
Program Census Information:	# Children in Care During Quarter: 9	# Placements During Quarter: 9	# Children in Care On Last Day: 5
Quarterly Provider Comparisons to All CCIs			

▼ — indicates average for all CCIs





## Performance-Based Placement Measures

### RBWO Provider GA+SCORECARD - CCI

Report Quarter: Q2 FY2019

<b>Provider/Program Name: Ark Family Counseling Center, The - Ricky Homes/Lithonia (591) - CCI</b>				
<b>3383 Evans Mill Rd., Lithonia, GA 30038</b>		<b>Quarterly Scores (Grades)</b>		<b>Current Quarter Score (Grade)</b>
<b>Phone: 770-593-0913</b>		<b>Q1: 93.54 (A-)</b>	<b>Q2: 95.44 (A)</b>	<b>95.44% (A)</b>
<b>Vendor ID# 35228</b>		<b>Q3: N/A</b>	<b>Q4: N/A</b>	
Program Census Information:		# Children in Care During Quarter: 9	# Placements During Quarter: 9	# Children in Care On Last Day: 5
	<b>Avg Performance All CCIs (%)</b>	<b>Provider Performance (%)*</b>	<b>Possible Points (Weight)</b>	<b>Provider Points Earned</b>
<b>OPM Monitoring Reviews</b>				
Annual Comprehensive Reviews	86%	94%	25	23.42
Safety Reviews	91%	46%	15	6.85
<b>Monitoring Sub-Total</b>			<b>40</b>	<b>30.27</b>
<b>CCI Safety Outcomes</b>				
Incidence of Maltreatment	0.17%	No Substantiated Reports	10	10.00
Staff Training/Foundations	95%	100%	5	5.00
Staff Safety Checks	90%	100%	5	5.00
<b>Safety Sub-Total</b>			<b>20</b>	<b>20.00</b>
<b>CCI Permanency Outcomes</b>				
Placement Stability	89%	89%	15	13.35
<b>Permanency Sub-Total</b>			<b>15</b>	<b>13.35</b>
<b>CCI Well-Being Outcomes</b>				
EPSDT Medical Visits	94%	100%	4	4.00
EPSDT Dental Visits	89%	83%	4	3.32
Academic Supports	78%	100%	3	3.00
Provider ECEM Visits	68%	100%	7	7.00
Provider General Contacts	67%	100%	7	7.00
Placements with Siblings	37%	50%	Not Scored	Not Scored
Placements within Legal County	15%	33%	Not Scored	Not Scored
<b>Well-Being Sub-Total</b>			<b>25</b>	<b>24.32</b>
*Performance calculation descriptions can be found in the FY 2019 RBWO PBP Measurements and Standards Guide.				

<b>Monitoring &amp; Outcomes: Possible Points = 100</b>	<b>Points Earned = 87.94</b>
<b>Score Before Incentives Credit</b>	<b>87.94%</b>
<b>Incentives Awarded</b>	<b>7.50 pts</b>
<b>PBP Verification</b>	<b>N/A pts</b>
<b>Total Score</b>	<b>95.44%</b>



**DHS, DFCS, Office of Provider Management**  
**Performance-Based Placement Measures**  
**RBWO Provider GA+SCORECARD - CCI**



**Report Quarter: Q2 FY2019**

**Provider/Program Name: Ark Family Counseling Center, The - Ricky Homes/Lithonia (591) - CCI**

Program Census Information:		# Children in Care During Quarter: 9	# Placements During Quarter: 9	# Children in Care On Last Day: 5
CCI Incentive Credits	Avg Performance All CCIs (Points)	Provider Performance (%)*	Possible Points (Weight)	Provider Points Earned
Early EPSDT Medical Visits		100%	2	2.00
Early EPSDT Dental Visits		75%	2	1.50
Permanency Contacts		None Planned	5	
Additional Academic Supports		0%	2	0.00
HS Grad/GED/Prof or Trade Certificate/College		N/A	10/5/5/1	
EYSS Agreement		Not Eligible	5	
Community Connections		0%	4	0.00
Active Agency Accreditation		0%	4	0.00
Staff Clinical Licensure		0%	5	0.00
Behavior Management (threshold = 0)		100%	4	4.00
<b>Incentives Total</b>	<b>8.28</b>			<b>7.50</b>
Maximum total combined incentive credit allowed is 10 points.			<b>Incentives Awarded</b>	<b>7.50</b>

\*Performance calculation descriptions can be found in the FY 2019 RBWO PBP Measurements and Standards Guide.

### Child Protective Services Investigations and Dispositions

The following investigations data, which is not used for scoring but is considered significant to a provider's performance, is from Georgia SHINES and is not considered final or complete until the end of the fiscal year.

Total Reports:	0	
Number Screened In:	0	
Number Screened Out:	0	
Number Substantiated:	0	
Number Unsubstantiated:	0	
Number Active CPS Investigations:	0	



DHS, DFCS, Office of Provider Management  
**Performance-Based Placement Measures**  
**RBWO Provider GA+SCORECARD - CCI**  
 Report Quarter: Q2 FY2019

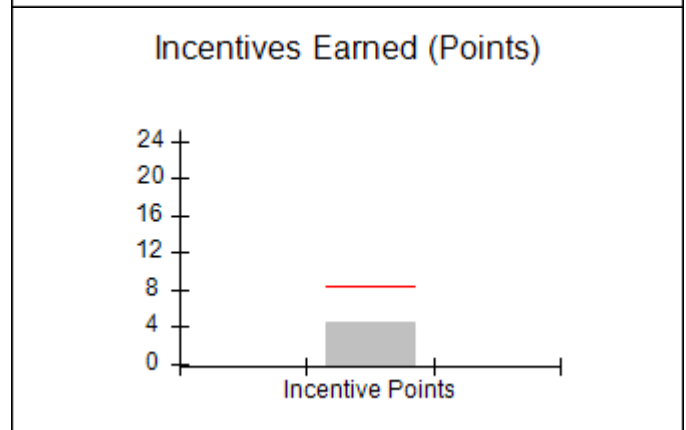
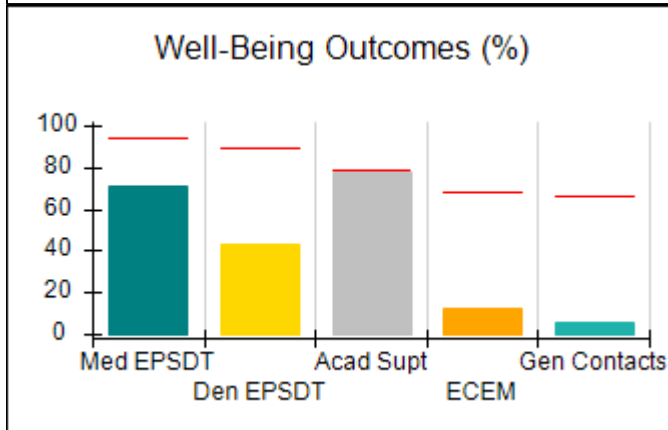
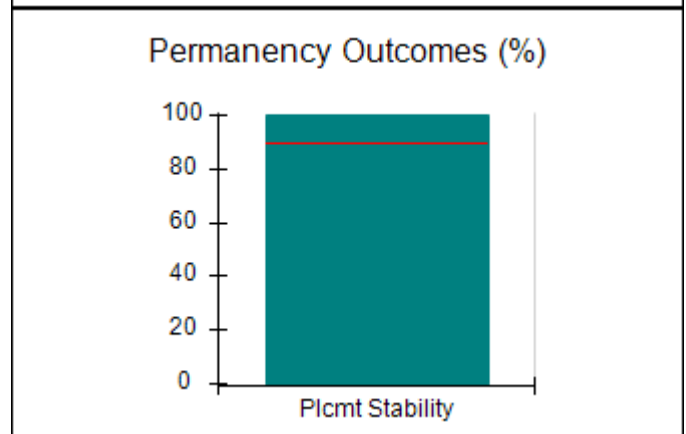
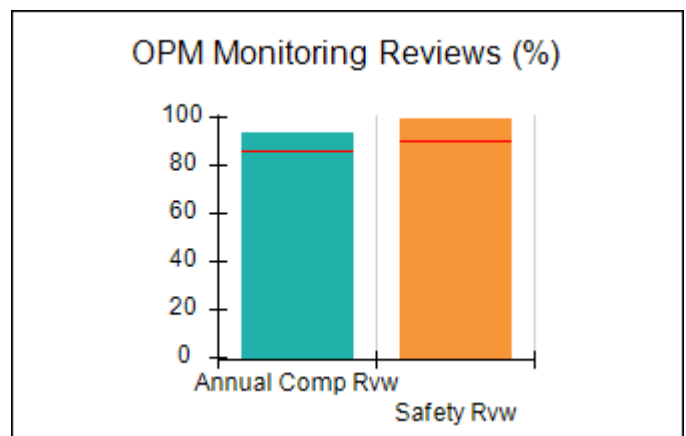
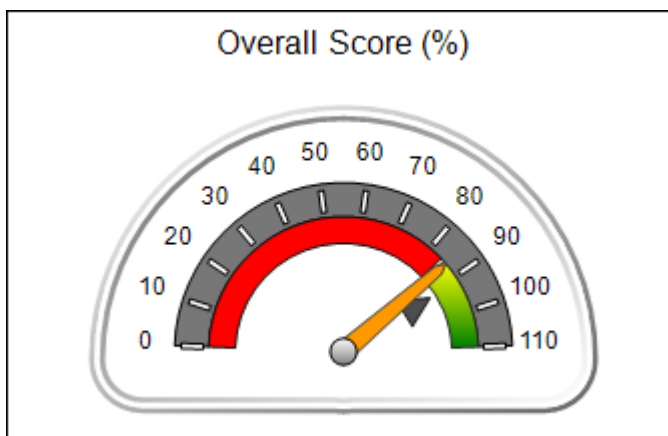


**Provider/Program Name: Bald Ridge Lodge, Inc. - (4124) - CCI**

775 Lanier 400 Pkwy, Cumming, GA 30040	Quarterly Scores (Grades)		Current Quarter Score (Grade)
Phone: 770-887-1220	Q1: 90.30 (A-)	Q2: 85.86 (B)	<b>85.86%</b> <b>(B)</b>
Vendor ID# 79175	Q3: N/A	Q4: N/A	
Program Census Information:	# Children in Care During Quarter: 7	# Placements During Quarter: 7	# Children in Care On Last Day: 5

**Quarterly Provider Comparisons to All CCIs**

▼ — indicates average for all CCIs





DHS, DFCS, Office of Provider Management  
**Performance-Based Placement Measures**  
**RBWO Provider GA+SCORECARD - CCI**  
 Report Quarter: Q2 FY2019



**Provider/Program Name: Bald Ridge Lodge, Inc. - (4124) - CCI**

<b>775 Lanier 400 Pkwy, Cumming, GA 30040</b>	<b>Quarterly Scores (Grades)</b>		<b>Current Quarter Score (Grade)</b>
<b>Phone: 770-887-1220</b>	<b>Q1: 90.30 (A-)</b>	<b>Q2: 85.86 (B)</b>	<b>85.86% (B)</b>
<b>Vendor ID# 79175</b>	<b>Q3: N/A</b>	<b>Q4: N/A</b>	

Program Census Information:	# Children in Care During Quarter: 7	# Placements During Quarter: 7	# Children in Care On Last Day: 5
-----------------------------	--------------------------------------	--------------------------------	-----------------------------------

	<b>Avg Performance All CCIs (%)</b>	<b>Provider Performance (%)*</b>	<b>Possible Points (Weight)</b>	<b>Provider Points Earned</b>
--	-------------------------------------	----------------------------------	---------------------------------	-------------------------------

**OPM Monitoring Reviews**

Annual Comprehensive Reviews	86%	93%	25	23.36
Safety Reviews	91%	99%	15	14.90
<b>Monitoring Sub-Total</b>			<b>40</b>	<b>38.25</b>

**CCI Safety Outcomes**

Incidence of Maltreatment	0.17%	No Substantiated Reports	10	10.00
Staff Training/Foundations	95%	100%	5	5.00
Staff Safety Checks	90%	100%	5	5.00
<b>Safety Sub-Total</b>			<b>20</b>	<b>20.00</b>

**CCI Permanency Outcomes**

Placement Stability	89%	100%	15	15.00
<b>Permanency Sub-Total</b>			<b>15</b>	<b>15.00</b>

**CCI Well-Being Outcomes**

EPSDT Medical Visits	94%	71%	4	2.84
EPSDT Dental Visits	89%	43%	4	1.72
Academic Supports	78%	78%	3	2.34
Provider ECEM Visits	68%	13%	7	0.91
Provider General Contacts	67%	6%	7	0.42
Placements with Siblings	37%	0%	Not Scored	Not Scored
Placements within Legal County	15%	100%	Not Scored	Not Scored
<b>Well-Being Sub-Total</b>			<b>25</b>	<b>8.23</b>

\*Performance calculation descriptions can be found in the FY 2019 RBWO PBP Measurements and Standards Guide.

<b>Monitoring &amp; Outcomes: Possible Points = 100</b>		<b>Points Earned = 81.48</b>	
<b>Score Before Incentives Credit</b>			<b>81.48%</b>
<b>Incentives Awarded</b>			<b>4.38 pts</b>
<b>PBP Verification</b>			<b>N/A pts</b>
<b>Total Score</b>			<b>85.86%</b>



**DHS, DFCS, Office of Provider Management**  
**Performance-Based Placement Measures**  
**RBWO Provider GA+SCORECARD - CCI**  
**Report Quarter: Q2 FY2019**



**Provider/Program Name: Bald Ridge Lodge, Inc. - (4124) - CCI**

Program Census Information:		# Children in Care During Quarter: 7	# Placements During Quarter: 7	# Children in Care On Last Day: 5
CCI Incentive Credits	Avg Performance All CCIs (Points)	Provider Performance (%)*	Possible Points (Weight)	Provider Points Earned
Early EPSDT Medical Visits		0%	2	0.00
Early EPSDT Dental Visits		0%	2	0.00
Permanency Contacts		None Planned	5	
Additional Academic Supports		19%	2	0.38
HS Grad/GED/Prof or Trade Certificate/College		N/A	10/5/5/1	
EYSS Agreement		Not Eligible	5	
Community Connections		0%	4	0.00
Active Agency Accreditation		0%	4	0.00
Staff Clinical Licensure		0%	5	0.00
Behavior Management (threshold = 0)		100%	4	4.00
<b>Incentives Total</b>	<b>8.28</b>			<b>4.38</b>
Maximum total combined incentive credit allowed is 10 points.			<b>Incentives Awarded</b>	<b>4.38</b>

\*Performance calculation descriptions can be found in the FY 2019 RBWO PBP Measurements and Standards Guide.

**Child Protective Services Investigations and Dispositions**

The following investigations data, which is not used for scoring but is considered significant to a provider's performance, is from Georgia SHINES and is not considered final or complete until the end of the fiscal year.

Total Reports:	0
Number Screened In:	0
Number Screened Out:	0
Number Substantiated:	0
Number Unsubstantiated:	0
Number Active CPS Investigations:	0



**DHS, DFCS, Office of Provider Management**  
**Performance-Based Placement Measures**  
**RBWO Provider GA+SCORECARD - CCI**  
**Report Quarter: Q2 FY2019**

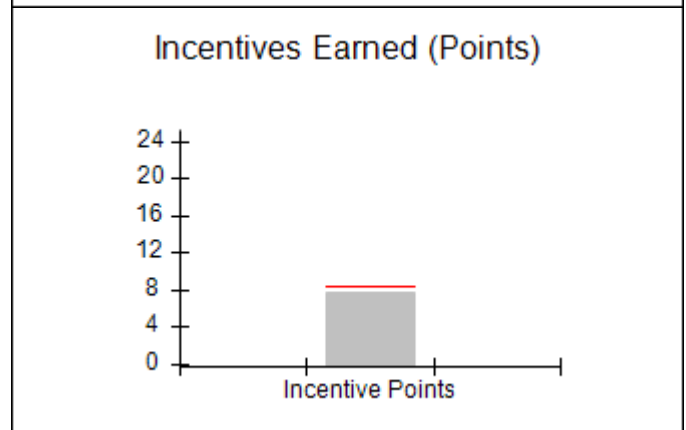
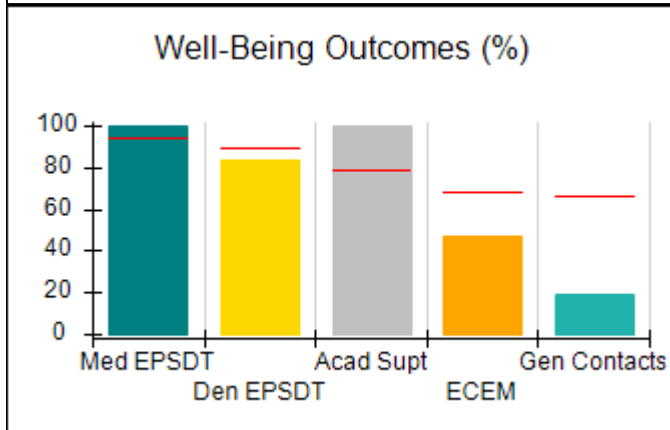
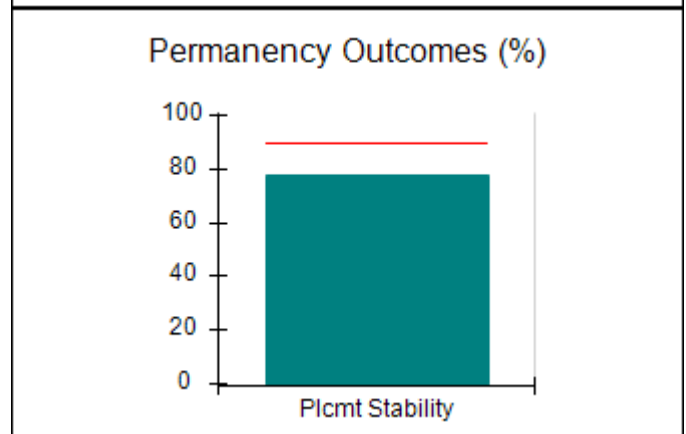
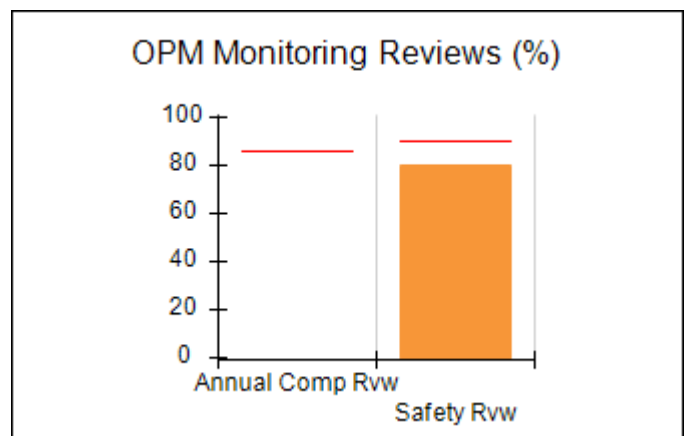
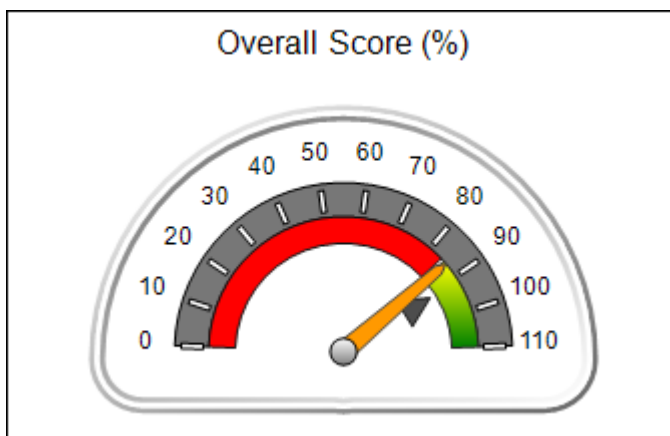


**Provider/Program Name: Boyz to Men Residential - (5317) - CCI**

721 23rd St., Columbus, GA 31904-8830	Quarterly Scores (Grades)		Current Quarter Score (Grade)
Phone: 706-221-2073	Q1: 80.93 (B-)	Q2: 85.83 (B)	<b>85.83%</b> <b>(B)</b>
Vendor ID# 135074	Q3: N/A	Q4: N/A	
Program Census Information:	# Children in Care During Quarter: 9	# Placements During Quarter: 10	# Children in Care On Last Day: 6

**Quarterly Provider Comparisons to All CCIs**

▼ — indicates average for all CCIs





DHS, DFCS, Office of Provider Management  
**Performance-Based Placement Measures**  
**RBWO Provider GA+SCORECARD - CCI**  
 Report Quarter: Q2 FY2019



<b>Provider/Program Name: Boyz to Men Residential - (5317) - CCI</b>				
<b>721 23rd St., Columbus, GA 31904-8830</b>		<b>Quarterly Scores (Grades)</b>		<b>Current Quarter Score (Grade)</b>
<b>Phone: 706-221-2073</b>		<b>Q1: 80.93 (B-)</b>	<b>Q2: 85.83 (B)</b>	<b>85.83% (B)</b>
<b>Vendor ID# 135074</b>		<b>Q3: N/A</b>	<b>Q4: N/A</b>	
Program Census Information:		# Children in Care During Quarter: 9	# Placements During Quarter: 10	# Children in Care On Last Day: 6
	<b>Avg Performance All CCIs (%)</b>	<b>Provider Performance (%)*</b>	<b>Possible Points (Weight)</b>	<b>Provider Points Earned</b>
<b>OPM Monitoring Reviews</b>				
Annual Comprehensive Reviews	86%	Not Yet Conducted		
Safety Reviews	91%	80%	15	12.00
<b>Monitoring Sub-Total</b>			<b>15</b>	<b>12.00</b>
<b>CCI Safety Outcomes</b>				
Incidence of Maltreatment	0.17%	No Substantiated Reports	10	10.00
Staff Training/Foundations	95%	100%	5	5.00
Staff Safety Checks	90%	100%	5	5.00
<b>Safety Sub-Total</b>			<b>20</b>	<b>20.00</b>
<b>CCI Permanency Outcomes</b>				
Placement Stability	89%	78%	15	11.70
<b>Permanency Sub-Total</b>			<b>15</b>	<b>11.70</b>
<b>CCI Well-Being Outcomes</b>				
EPSDT Medical Visits	94%	100%	4	4.00
EPSDT Dental Visits	89%	83%	4	3.32
Academic Supports	78%	100%	3	3.00
Provider ECEM Visits	68%	47%	7	3.29
Provider General Contacts	67%	19%	7	1.33
Placements with Siblings	37%	0%	Not Scored	Not Scored
Placements within Legal County	15%	50%	Not Scored	Not Scored
<b>Well-Being Sub-Total</b>			<b>25</b>	<b>14.94</b>
*Performance calculation descriptions can be found in the FY 2019 RBWO PBP Measurements and Standards Guide.				

<b>Monitoring &amp; Outcomes: Possible Points = 75</b>		<b>Points Earned = 58.64</b>	
<b>Score Before Incentives Credit</b>			<b>78.19%</b>
<b>Incentives Awarded</b>			<b>7.64 pts</b>
<b>PBP Verification</b>			<b>N/A pts</b>
<b>Total Score</b>			<b>85.83%</b>





**DHS, DFCS, Office of Provider Management**  
**Performance-Based Placement Measures**  
**RBWO Provider GA+SCORECARD - CCI**  
**Report Quarter: Q2 FY2019**



**Provider/Program Name: Boyz to Men Residential - (5317) - CCI**

Program Census Information:		# Children in Care During Quarter: 9	# Placements During Quarter: 10	# Children in Care On Last Day: 6
CCI Incentive Credits	Avg Performance All CCIs (Points)	Provider Performance (%)*	Possible Points (Weight)	Provider Points Earned
Early EPSDT Medical Visits		100%	2	2.00
Early EPSDT Dental Visits		75%	2	1.50
Permanency Contacts		0%	5	0.00
Additional Academic Supports		7%	2	0.14
HS Grad/GED/Prof or Trade Certificate/College		N/A	10/5/5/1	
EYSS Agreement		Not Eligible	5	
Community Connections		0%	4	0.00
Active Agency Accreditation		0%	4	0.00
Staff Clinical Licensure		0%	5	0.00
Behavior Management (threshold = 0)		100%	4	4.00
<b>Incentives Total</b>	<b>8.28</b>			<b>7.64</b>
Maximum total combined incentive credit allowed is 10 points.			<b>Incentives Awarded</b>	<b>7.64</b>

\*Performance calculation descriptions can be found in the FY 2019 RBWO PBP Measurements and Standards Guide.

**Child Protective Services Investigations and Dispositions**

The following investigations data, which is not used for scoring but is considered significant to a provider's performance, is from Georgia SHINES and is not considered final or complete until the end of the fiscal year.

Total Reports:	0
Number Screened In:	0
Number Screened Out:	0
Number Substantiated:	0
Number Unsubstantiated:	0
Number Active CPS Investigations:	0



DHS, DFCS, Office of Provider Management  
**Performance-Based Placement Measures**  
**RBWO Provider GA+SCORECARD - CCI**  
Report Quarter: Q2 FY2019



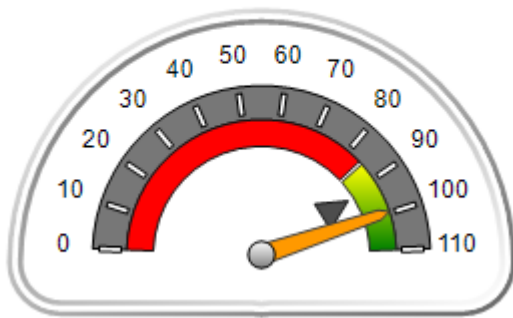
**Provider/Program Name: Broken Shackle Ranch - (576) - CCI**

1542 Francis Bridge Rd., Davisboro, GA 31018	Quarterly Scores (Grades)		Current Quarter Score (Grade)
Phone: 478-331-6555	Q1: 100.10 (A+)	Q2: 99.67 (A+)	<b>99.67%</b> <b>(A+)</b>
Vendor ID# 35252	Q3: N/A	Q4: N/A	
Program Census Information:	# Children in Care During Quarter: 4	# Placements During Quarter: 4	# Children in Care On Last Day: 2

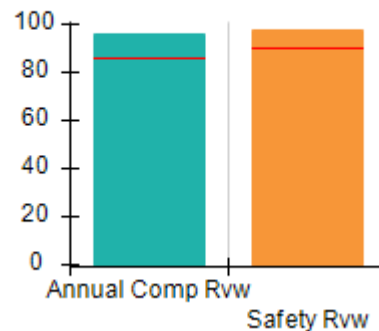
**Quarterly Provider Comparisons to All CCIs**

▼ — indicates average for all CCIs

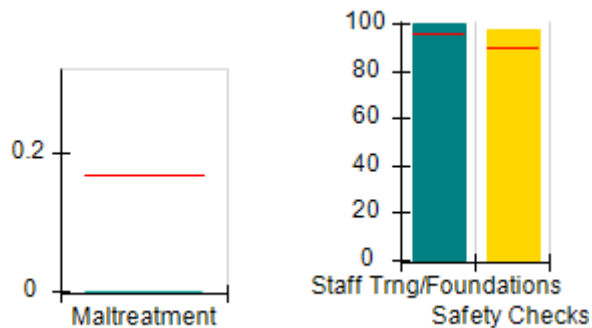
Overall Score (%)



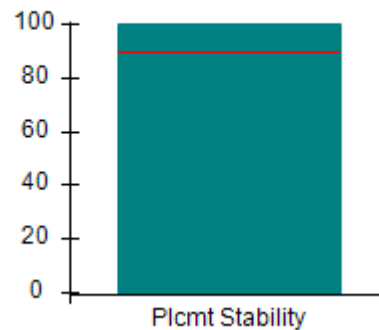
OPM Monitoring Reviews (%)



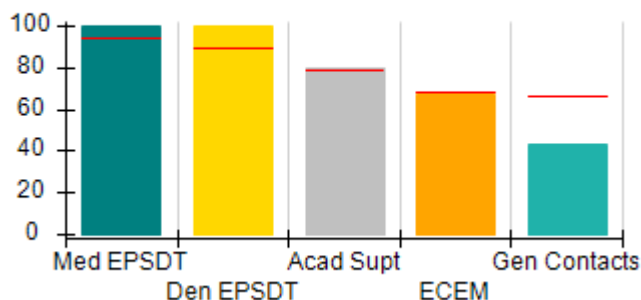
Safety Outcomes (%)



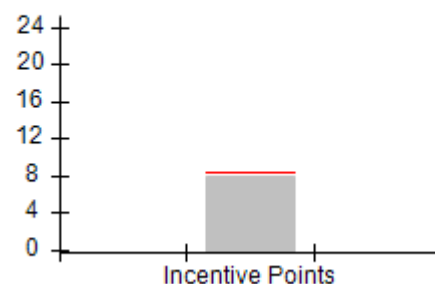
Permanency Outcomes (%)



Well-Being Outcomes (%)



Incentives Earned (Points)





DHS, DFCS, Office of Provider Management  
**Performance-Based Placement Measures**  
**RBWO Provider GA+SCORECARD - CCI**  
 Report Quarter: Q2 FY2019



<b>Provider/Program Name: Broken Shackle Ranch - (576) - CCI</b>				
1542 Francis Bridge Rd., Davisboro, GA 31018		Quarterly Scores (Grades)		Current Quarter Score (Grade)
Phone: 478-331-6555		Q1: 100.10 (A+)	Q2: 99.67 (A+)	<b>99.67%</b> <b>(A+)</b>
Vendor ID# 35252		Q3: N/A	Q4: N/A	
Program Census Information:		# Children in Care During Quarter: 4	# Placements During Quarter: 4	# Children in Care On Last Day: 2
	Avg Performance All CCIs (%)	Provider Performance (%)*	Possible Points (Weight)	Provider Points Earned
<b>OPM Monitoring Reviews</b>				
Annual Comprehensive Reviews	86%	96%	25	24.08
Safety Reviews	91%	98%	15	14.64
<b>Monitoring Sub-Total</b>			<b>40</b>	<b>38.72</b>
<b>CCI Safety Outcomes</b>				
Incidence of Maltreatment	0.17%	No Substantiated Reports	10	10.00
Staff Training/Foundations	95%	100%	5	5.00
Staff Safety Checks	90%	97%	5	4.85
<b>Safety Sub-Total</b>			<b>20</b>	<b>19.85</b>
<b>CCI Permanency Outcomes</b>				
Placement Stability	89%	100%	15	15.00
<b>Permanency Sub-Total</b>			<b>15</b>	<b>15.00</b>
<b>CCI Well-Being Outcomes</b>				
EPSDT Medical Visits	94%	100%	4	4.00
EPSDT Dental Visits	89%	100%	4	4.00
Academic Supports	78%	80%	3	2.40
Provider ECEM Visits	68%	67%	7	4.69
Provider General Contacts	67%	43%	7	3.01
Placements with Siblings	37%	Not Eligible	Not Scored	Not Scored
Placements within Legal County	15%	0%	Not Scored	Not Scored
<b>Well-Being Sub-Total</b>			<b>25</b>	<b>18.10</b>
*Performance calculation descriptions can be found in the FY 2019 RBWO PBP Measurements and Standards Guide.				

<b>Monitoring &amp; Outcomes: Possible Points = 100</b>		<b>Points Earned = 91.67</b>	
<b>Score Before Incentives Credit</b>			<b>91.67%</b>
<b>Incentives Awarded</b>			<b>8.00 pts</b>
<b>PBP Verification</b>			<b>N/A pts</b>
<b>Total Score</b>			<b>99.67%</b>



**DHS, DFCS, Office of Provider Management**  
**Performance-Based Placement Measures**  
**RBWO Provider GA+SCORECARD - CCI**  
**Report Quarter: Q2 FY2019**



**Provider/Program Name: Broken Shackle Ranch - (576) - CCI**

Program Census Information:		# Children in Care During Quarter: 4	# Placements During Quarter: 4	# Children in Care On Last Day: 2
CCI Incentive Credits	Avg Performance All CCIs (Points)	Provider Performance (%)*	Possible Points (Weight)	Provider Points Earned
Early EPSDT Medical Visits		100%	2	2.00
Early EPSDT Dental Visits		100%	2	2.00
Permanency Contacts		None Planned	5	
Additional Academic Supports		0%	2	0.00
HS Grad/GED/Prof or Trade Certificate/College		N/A	10/5/5/1	
EYSS Agreement		0%	5	0.00
Community Connections		0%	4	0.00
Active Agency Accreditation		0%	4	0.00
Staff Clinical Licensure		0%	5	0.00
Behavior Management (threshold = 0)		100%	4	4.00
<b>Incentives Total</b>	<b>8.28</b>			<b>8.00</b>
Maximum total combined incentive credit allowed is 10 points.			<b>Incentives Awarded</b>	<b>8.00</b>

\*Performance calculation descriptions can be found in the FY 2019 RBWO PBP Measurements and Standards Guide.

**Child Protective Services Investigations and Dispositions**

The following investigations data, which is not used for scoring but is considered significant to a provider's performance, is from Georgia SHINES and is not considered final or complete until the end of the fiscal year.

Total Reports:	0
Number Screened In:	0
Number Screened Out:	0
Number Substantiated:	0
Number Unsubstantiated:	0
Number Active CPS Investigations:	0



**DHS, DFCS, Office of Provider Management**  
**Performance-Based Placement Measures**  
**RBWO Provider GA+SCORECARD - CCI**  
**Report Quarter: Q2 FY2019**



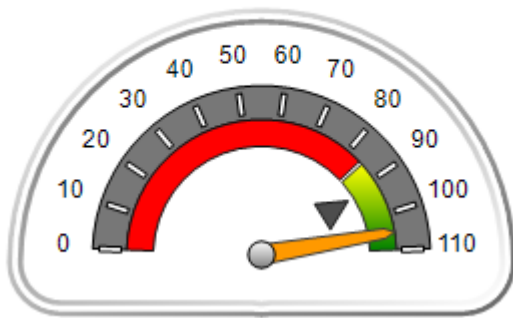
**Provider/Program Name: Caring and Sharing Home for Boys - (5191) - CCI**

1769 Brook Run Drive, Register, GA 30452	Quarterly Scores (Grades)		Current Quarter Score (Grade)
Phone: 912-852-7545	Q1: 107.88 (A+)	Q2: 105.20 (A+)	<b>105.20%</b> <b>(A+)</b>
Vendor ID# 125316	Q3: N/A	Q4: N/A	
Program Census Information:	# Children in Care During Quarter: 7	# Placements During Quarter: 7	# Children in Care On Last Day: 4

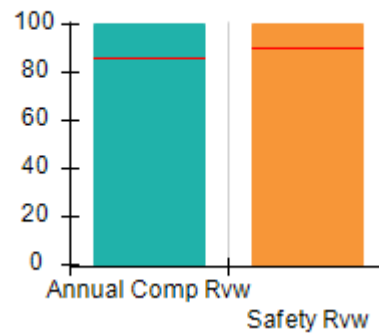
**Quarterly Provider Comparisons to All CCIs**

▼ — indicates average for all CCIs

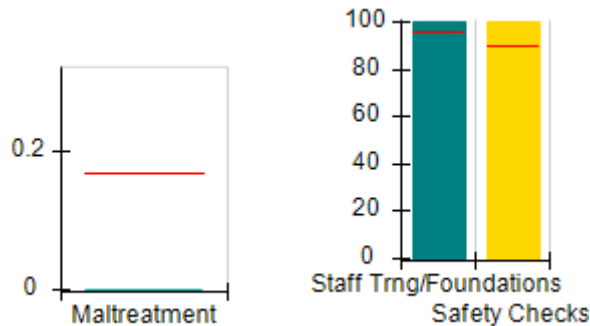
Overall Score (%)



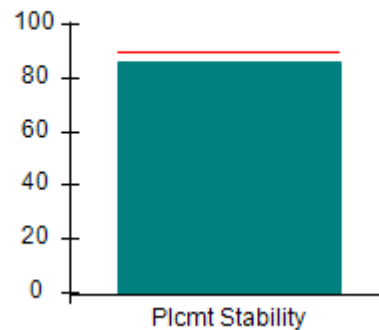
OPM Monitoring Reviews (%)



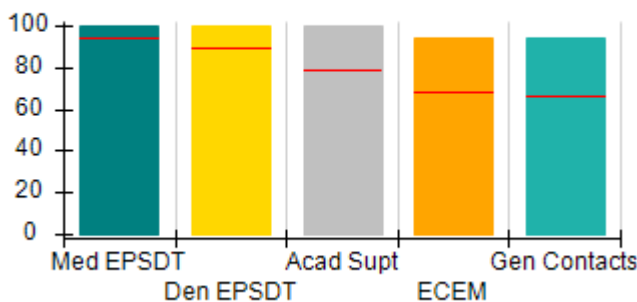
Safety Outcomes (%)



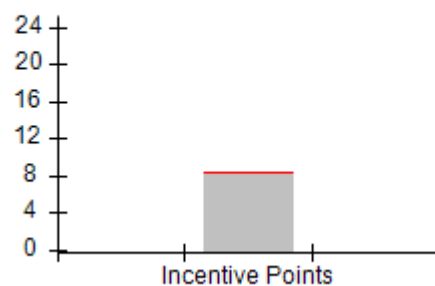
Permanency Outcomes (%)



Well-Being Outcomes (%)



Incentives Earned (Points)





DHS, DFCS, Office of Provider Management  
**Performance-Based Placement Measures**  
**RBWO Provider GA+SCORECARD - CCI**  
 Report Quarter: Q2 FY2019



<b>Provider/Program Name: Caring and Sharing Home for Boys - (5191) - CCI</b>				
1769 Brook Run Drive, Register, GA 30452		Quarterly Scores (Grades)		Current Quarter Score (Grade)
Phone: 912-852-7545		Q1: 107.88 (A+)	Q2: 105.20 (A+)	<b>105.20%</b> <b>(A+)</b>
Vendor ID# 125316		Q3: N/A	Q4: N/A	
Program Census Information:		# Children in Care During Quarter: 7	# Placements During Quarter: 7	# Children in Care On Last Day: 4
	Avg Performance All CCIs (%)	Provider Performance (%)*	Possible Points (Weight)	Provider Points Earned
<b>OPM Monitoring Reviews</b>				
Annual Comprehensive Reviews	86%	100%	25	25.00
Safety Reviews	91%	100%	15	15.00
<b>Monitoring Sub-Total</b>			<b>40</b>	<b>40.00</b>
<b>CCI Safety Outcomes</b>				
Incidence of Maltreatment	0.17%	No Substantiated Reports	10	10.00
Staff Training/Foundations	95%	100%	5	5.00
Staff Safety Checks	90%	100%	5	5.00
<b>Safety Sub-Total</b>			<b>20</b>	<b>20.00</b>
<b>CCI Permanency Outcomes</b>				
Placement Stability	89%	86%	15	12.90
<b>Permanency Sub-Total</b>			<b>15</b>	<b>12.90</b>
<b>CCI Well-Being Outcomes</b>				
EPSDT Medical Visits	94%	100%	4	4.00
EPSDT Dental Visits	89%	100%	4	4.00
Academic Supports	78%	100%	3	3.00
Provider ECEM Visits	68%	94%	7	6.58
Provider General Contacts	67%	94%	7	6.58
Placements with Siblings	37%	0%	Not Scored	Not Scored
Placements within Legal County	15%	0%	Not Scored	Not Scored
<b>Well-Being Sub-Total</b>			<b>25</b>	<b>24.16</b>
*Performance calculation descriptions can be found in the FY 2019 RBWO PBP Measurements and Standards Guide.				

<b>Monitoring &amp; Outcomes: Possible Points = 100</b>		<b>Points Earned = 97.06</b>	
<b>Score Before Incentives Credit</b>			<b>97.06%</b>
<b>Incentives Awarded</b>			<b>8.14 pts</b>
<b>PBP Verification</b>			<b>N/A pts</b>
<b>Total Score</b>			<b>105.20%</b>



**DHS, DFCS, Office of Provider Management**  
**Performance-Based Placement Measures**  
**RBWO Provider GA+SCORECARD - CCI**



**Report Quarter: Q2 FY2019**

**Provider/Program Name: Caring and Sharing Home for Boys - (5191) - CCI**

Program Census Information:		# Children in Care During Quarter: 7	# Placements During Quarter: 7	# Children in Care On Last Day: 4
CCI Incentive Credits	Avg Performance All CCIs (Points)	Provider Performance (%)*	Possible Points (Weight)	Provider Points Earned
Early EPSDT Medical Visits		100%	2	2.00
Early EPSDT Dental Visits		100%	2	2.00
Permanency Contacts		0%	5	0.00
Additional Academic Supports		7%	2	0.14
HS Grad/GED/Prof or Trade Certificate/College		N/A	10/5/5/1	
EYSS Agreement		Not Eligible	5	
Community Connections		0%	4	0.00
Active Agency Accreditation		0%	4	0.00
Staff Clinical Licensure		0%	5	0.00
Behavior Management (threshold = 0)		100%	4	4.00
<b>Incentives Total</b>	<b>8.28</b>			<b>8.14</b>
Maximum total combined incentive credit allowed is 10 points.			<b>Incentives Awarded</b>	<b>8.14</b>

\*Performance calculation descriptions can be found in the FY 2019 RBWO PBP Measurements and Standards Guide.

**Child Protective Services Investigations and Dispositions**

The following investigations data, which is not used for scoring but is considered significant to a provider's performance, is from Georgia SHINES and is not considered final or complete until the end of the fiscal year.

Total Reports:	0
Number Screened In:	0
Number Screened Out:	0
Number Substantiated:	0
Number Unsubstantiated:	0
Number Active CPS Investigations:	0



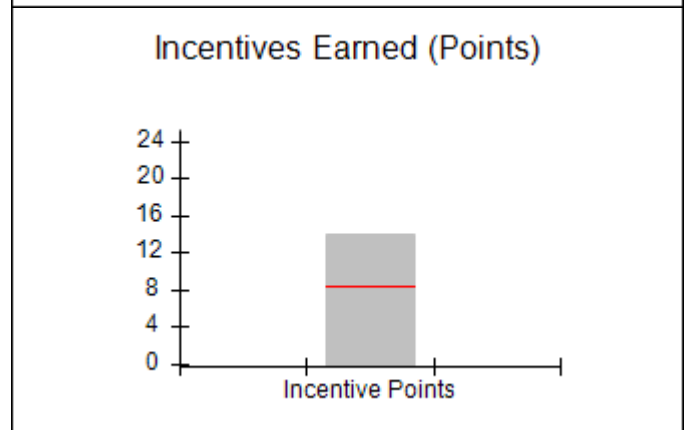
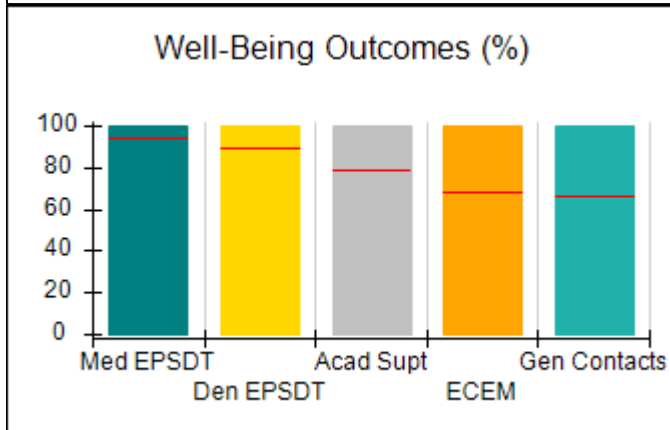
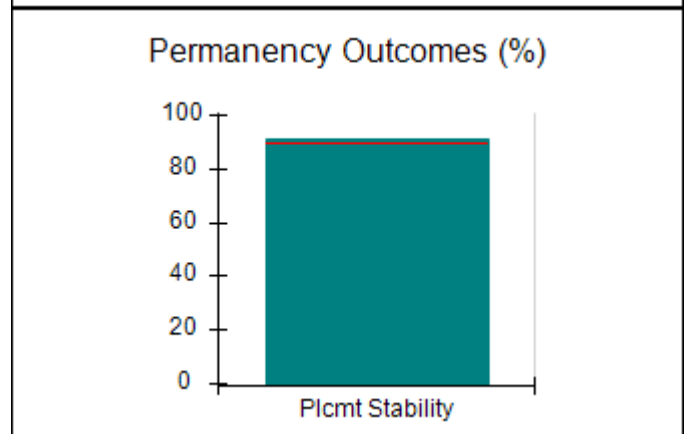
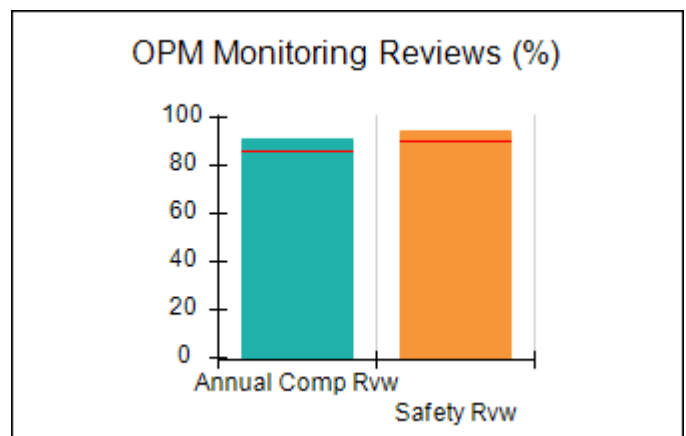
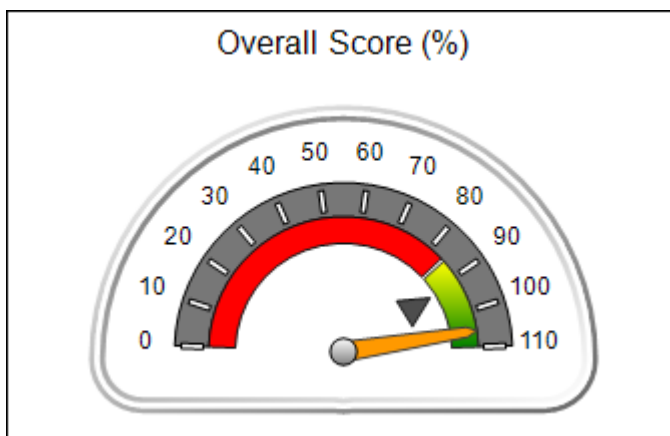
DHS, DFCS, Office of Provider Management  
**Performance-Based Placement Measures**  
**RBWO Provider GA+SCORECARD - CCI**



Report Quarter: Q2 FY2019

Provider/Program Name: Carl Malone Foundation, Inc. - Mercy's Door I (993) - CCI			
2281 Dawnville Beaverdale Rd., Dalton, GA 30721	Quarterly Scores (Grades)		Current Quarter Score (Grade)
Phone: 706-270-5821	Q1: 98.48 (A+)	Q2: 105.67 (A+)	<b>105.67%</b> <b>(A+)</b>
Vendor ID# 35802	Q3: N/A	Q4: N/A	
Program Census Information:	# Children in Care During Quarter: 11	# Placements During Quarter: 11	# Children in Care On Last Day: 9
Quarterly Provider Comparisons to All CCIs			

▼ — indicates average for all CCIs







DHS, DFCS, Office of Provider Management  
**Performance-Based Placement Measures**  
**RBWO Provider GA+SCORECARD - CCI**  
 Report Quarter: Q2 FY2019



<b>Provider/Program Name: Carl Malone Foundation, Inc. - Mercy's Door I (993) - CCI</b>				
<b>2281 Dawnvile Beaverdale Rd., Dalton, GA 30721</b>		<b>Quarterly Scores (Grades)</b>		<b>Current Quarter Score (Grade)</b>
<b>Phone: 706-270-5821</b>		<b>Q1: 98.48 (A+)</b>	<b>Q2: 105.67 (A+)</b>	<b>105.67% (A+)</b>
<b>Vendor ID# 35802</b>		<b>Q3: N/A</b>	<b>Q4: N/A</b>	
Program Census Information:		# Children in Care During Quarter: 11	# Placements During Quarter: 11	# Children in Care On Last Day: 9
	<b>Avg Performance All CCIs (%)</b>	<b>Provider Performance (%)*</b>	<b>Possible Points (Weight)</b>	<b>Provider Points Earned</b>
<b>OPM Monitoring Reviews</b>				
Annual Comprehensive Reviews	86%	91%	25	22.83
Safety Reviews	91%	95%	15	14.19
<b>Monitoring Sub-Total</b>			<b>40</b>	<b>37.02</b>
<b>CCI Safety Outcomes</b>				
Incidence of Maltreatment	0.17%	No Substantiated Reports	10	10.00
Staff Training/Foundations	95%	100%	5	5.00
Staff Safety Checks	90%	100%	5	5.00
<b>Safety Sub-Total</b>			<b>20</b>	<b>20.00</b>
<b>CCI Permanency Outcomes</b>				
Placement Stability	89%	91%	15	13.65
<b>Permanency Sub-Total</b>			<b>15</b>	<b>13.65</b>
<b>CCI Well-Being Outcomes</b>				
EPSDT Medical Visits	94%	100%	4	4.00
EPSDT Dental Visits	89%	100%	4	4.00
Academic Supports	78%	100%	3	3.00
Provider ECEM Visits	68%	100%	7	7.00
Provider General Contacts	67%	100%	7	7.00
Placements with Siblings	37%	75%	Not Scored	Not Scored
Placements within Legal County	15%	33%	Not Scored	Not Scored
<b>Well-Being Sub-Total</b>			<b>25</b>	<b>25.00</b>
*Performance calculation descriptions can be found in the FY 2019 RBWO PBP Measurements and Standards Guide.				

<b>Monitoring &amp; Outcomes: Possible Points = 100</b>		<b>Points Earned = 95.67</b>	
<b>Score Before Incentives Credit</b>			<b>95.67%</b>
<b>Incentives Awarded</b>			<b>10.00 pts</b>
<b>PBP Verification</b>			<b>N/A pts</b>
<b>Total Score</b>			<b>105.67%</b>



DHS, DFCS, Office of Provider Management  
**Performance-Based Placement Measures**  
**RBWO Provider GA+SCORECARD - CCI**



Report Quarter: Q2 FY2019

**Provider/Program Name: Carl Malone Foundation, Inc. - Mercy's Door I (993) - CCI**

Program Census Information:		# Children in Care During Quarter: 11	# Placements During Quarter: 11	# Children in Care On Last Day: 9
CCI Incentive Credits	Avg Performance All CCIs (Points)	Provider Performance (%)*	Possible Points (Weight)	Provider Points Earned
Early EPSDT Medical Visits		100%	2	2.00
Early EPSDT Dental Visits		100%	2	2.00
Permanency Contacts		None Planned	5	
Additional Academic Supports		100%	2	2.00
HS Grad/GED/Prof or Trade Certificate/College		N/A	10/5/5/1	
EYSS Agreement		Not Eligible	5	
Community Connections		100%	4	4.00
Active Agency Accreditation		0%	4	0.00
Staff Clinical Licensure		0%	5	0.00
Behavior Management (threshold = 0)		100%	4	4.00
<b>Incentives Total</b>	<b>8.28</b>			<b>14.00</b>
Maximum total combined incentive credit allowed is 10 points.			<b>Incentives Awarded</b>	<b>10.00</b>

\*Performance calculation descriptions can be found in the FY 2019 RBWO PBP Measurements and Standards Guide.

**Child Protective Services Investigations and Dispositions**

The following investigations data, which is not used for scoring but is considered significant to a provider's performance, is from Georgia SHINES and is not considered final or complete until the end of the fiscal year.

Total Reports:	0
Number Screened In:	0
Number Screened Out:	0
Number Substantiated:	0
Number Unsubstantiated:	0
Number Active CPS Investigations:	0



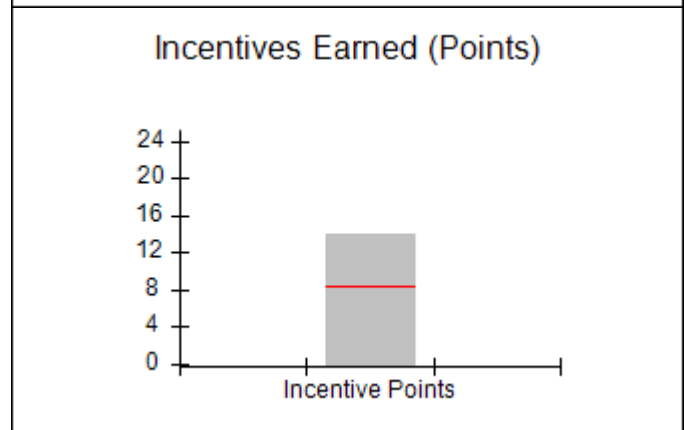
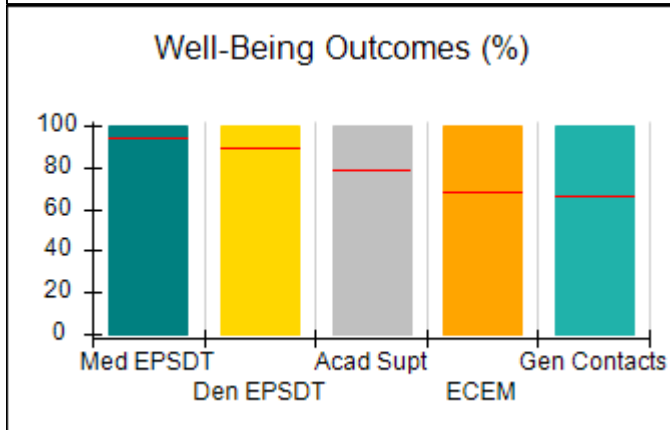
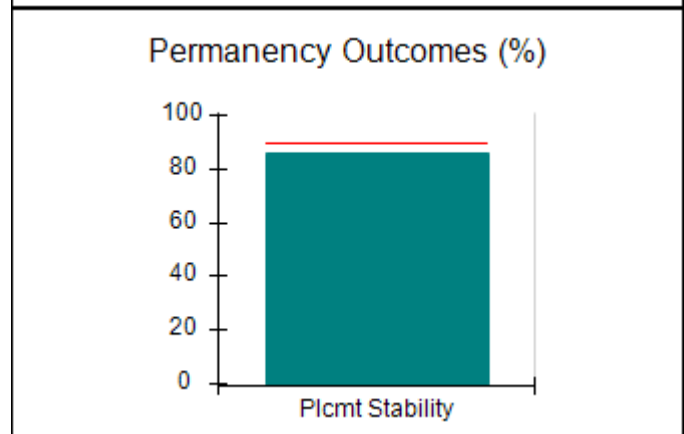
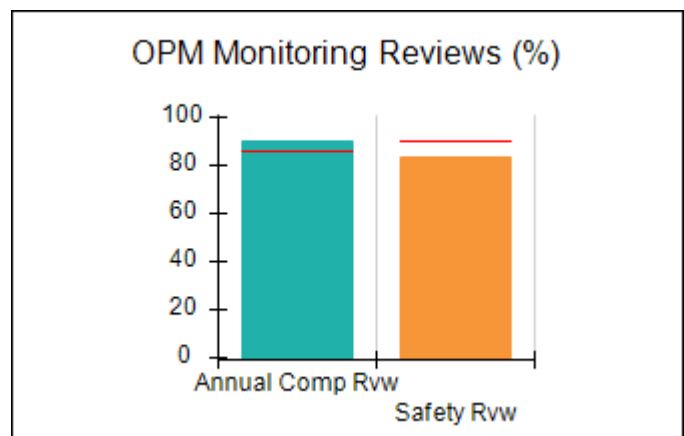
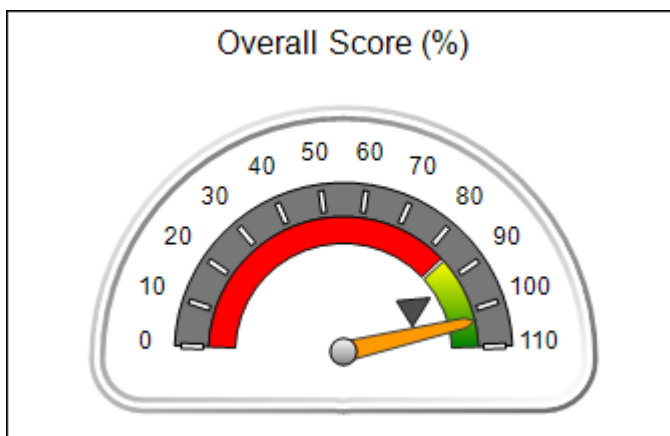
DHS, DFCS, Office of Provider Management  
**Performance-Based Placement Measures**  
**RBWO Provider GA+SCORECARD - CCI**



Report Quarter: Q2 FY2019

Provider/Program Name: Carl Malone Foundation, Inc. - Mercy's Door II (994) - CCI			
2295 Dawnville Beaverdale Rd., Dalton, GA 30721	Quarterly Scores (Grades)		Current Quarter Score (Grade)
Phone: 706-277-0732	Q1: 97.82 (A+)	Q2: 103.01 (A+)	<b>103.01%</b> <b>(A+)</b>
Vendor ID# 35801	Q3: N/A	Q4: N/A	
Program Census Information:	# Children in Care During Quarter: 7	# Placements During Quarter: 7	# Children in Care On Last Day: 5
Quarterly Provider Comparisons to All CCIs			

▼ — indicates average for all CCIs





**DHS, DFCS, Office of Provider Management**  
**Performance-Based Placement Measures**  
**RBWO Provider GA+SCORECARD - CCI**  
**Report Quarter: Q2 FY2019**



<b>Provider/Program Name: Carl Malone Foundation, Inc. - Mercy's Door II (994) - CCI</b>				
<b>2295 Dawnvile Beaverdale Rd., Dalton, GA 30721</b>		<b>Quarterly Scores (Grades)</b>		<b>Current Quarter Score (Grade)</b>
<b>Phone: 706-277-0732</b>		<b>Q1: 97.82 (A+)</b>	<b>Q2: 103.01 (A+)</b>	<b>103.01% (A+)</b>
<b>Vendor ID# 35801</b>		<b>Q3: N/A</b>	<b>Q4: N/A</b>	
Program Census Information:		# Children in Care During Quarter: 7	# Placements During Quarter: 7	# Children in Care On Last Day: 5
	<b>Avg Performance All CCIs (%)</b>	<b>Provider Performance (%)*</b>	<b>Possible Points (Weight)</b>	<b>Provider Points Earned</b>
<b>OPM Monitoring Reviews</b>				
Annual Comprehensive Reviews	86%	90%	25	22.61
Safety Reviews	91%	83%	15	12.51
<b>Monitoring Sub-Total</b>			<b>40</b>	<b>35.11</b>
<b>CCI Safety Outcomes</b>				
Incidence of Maltreatment	0.17%	No Substantiated Reports	10	10.00
Staff Training/Foundations	95%	100%	5	5.00
Staff Safety Checks	90%	100%	5	5.00
<b>Safety Sub-Total</b>			<b>20</b>	<b>20.00</b>
<b>CCI Permanency Outcomes</b>				
Placement Stability	89%	86%	15	12.90
<b>Permanency Sub-Total</b>			<b>15</b>	<b>12.90</b>
<b>CCI Well-Being Outcomes</b>				
EPSDT Medical Visits	94%	100%	4	4.00
EPSDT Dental Visits	89%	100%	4	4.00
Academic Supports	78%	100%	3	3.00
Provider ECEM Visits	68%	100%	7	7.00
Provider General Contacts	67%	100%	7	7.00
Placements with Siblings	37%	73%	Not Scored	Not Scored
Placements within Legal County	15%	0%	Not Scored	Not Scored
<b>Well-Being Sub-Total</b>			<b>25</b>	<b>25.00</b>
*Performance calculation descriptions can be found in the FY 2019 RBWO PBP Measurements and Standards Guide.				

<b>Monitoring &amp; Outcomes: Possible Points = 100</b>		<b>Points Earned = 93.01</b>	
<b>Score Before Incentives Credit</b>			<b>93.01%</b>
<b>Incentives Awarded</b>			<b>10.00 pts</b>
<b>PBP Verification</b>			<b>N/A pts</b>
<b>Total Score</b>			<b>103.01%</b>



**DHS, DFCS, Office of Provider Management**  
**Performance-Based Placement Measures**  
**RBWO Provider GA+SCORECARD - CCI**  
**Report Quarter: Q2 FY2019**



**Provider/Program Name: Carl Malone Foundation, Inc. - Mercy's Door II (994) - CCI**

Program Census Information:		# Children in Care During Quarter: 7	# Placements During Quarter: 7	# Children in Care On Last Day: 5
CCI Incentive Credits	Avg Performance All CCIs (Points)	Provider Performance (%)*	Possible Points (Weight)	Provider Points Earned
Early EPSDT Medical Visits		100%	2	2.00
Early EPSDT Dental Visits		100%	2	2.00
Permanency Contacts		None Planned	5	
Additional Academic Supports		100%	2	2.00
HS Grad/GED/Prof or Trade Certificate/College		N/A	10/5/5/1	
EYSS Agreement		Not Eligible	5	
Community Connections		100%	4	4.00
Active Agency Accreditation		0%	4	0.00
Staff Clinical Licensure		0%	5	0.00
Behavior Management (threshold = 0)		100%	4	4.00
<b>Incentives Total</b>	<b>8.28</b>			<b>14.00</b>
Maximum total combined incentive credit allowed is 10 points.			<b>Incentives Awarded</b>	<b>10.00</b>

\*Performance calculation descriptions can be found in the FY 2019 RBWO PBP Measurements and Standards Guide.

**Child Protective Services Investigations and Dispositions**

The following investigations data, which is not used for scoring but is considered significant to a provider's performance, is from Georgia SHINES and is not considered final or complete until the end of the fiscal year.

Total Reports:	1
Number Screened In:	1
Number Screened Out:	0
Number Substantiated:	0
Number Unsubstantiated:	2
Number Active CPS Investigations:	-1



DHS, DFCS, Office of Provider Management

## Performance-Based Placement Measures

### RBWO Provider GA+SCORECARD - CCI



Report Quarter: Q2 FY2019

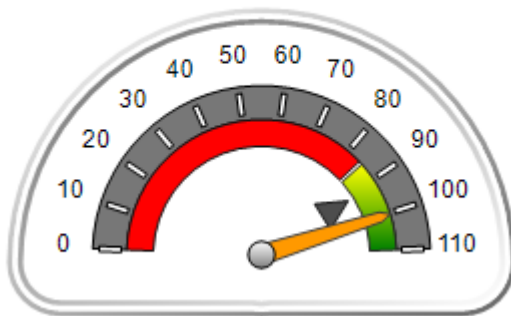
**Provider/Program Name: Carl Malone Foundation, Inc. - Mercy's Door III (1041) - CCI**

345 Rockman Way, Dalton, GA 30721	Quarterly Scores (Grades)		Current Quarter Score (Grade)
Phone: 706-217-6185	Q1: 99.85 (A+)	Q2: 100.33 (A+)	<b>100.33% (A+)</b>
Vendor ID# 75482	Q3: N/A	Q4: N/A	
Program Census Information:	# Children in Care During Quarter: 15	# Placements During Quarter: 15	# Children in Care On Last Day: 8

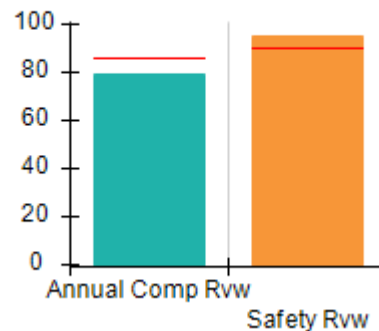
### Quarterly Provider Comparisons to All CCIs

▼ indicates average for all CCIs

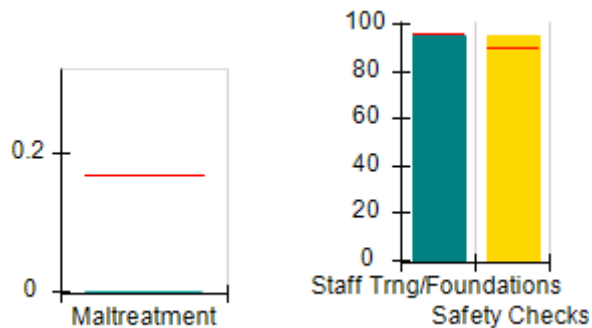
Overall Score (%)



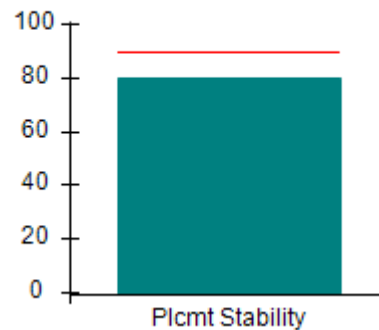
OPM Monitoring Reviews (%)



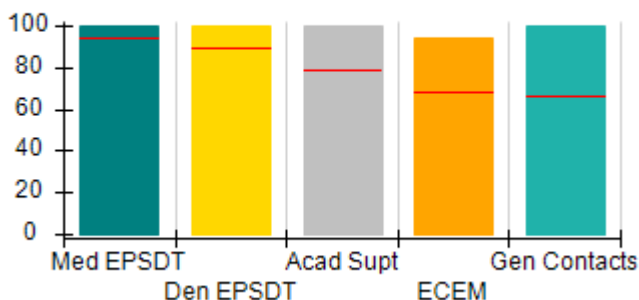
Safety Outcomes (%)



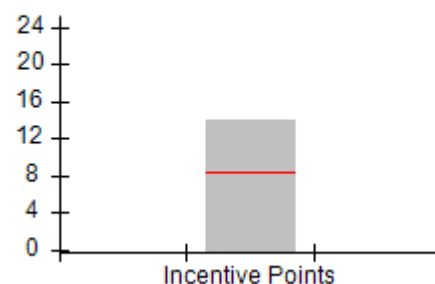
Permanency Outcomes (%)



Well-Being Outcomes (%)



Incentives Earned (Points)





DHS, DFCS, Office of Provider Management  
**Performance-Based Placement Measures**  
**RBWO Provider GA+SCORECARD - CCI**  
 Report Quarter: Q2 FY2019



<b>Provider/Program Name: Carl Malone Foundation, Inc. - Mercy's Door III (1041) - CCI</b>				
<b>345 Rockman Way, Dalton, GA 30721</b>		<b>Quarterly Scores (Grades)</b>		<b>Current Quarter Score (Grade)</b>
<b>Phone: 706-217-6185</b>		<b>Q1: 99.85 (A+)</b>	<b>Q2: 100.33 (A+)</b>	<b>100.33% (A+)</b>
<b>Vendor ID# 75482</b>		<b>Q3: N/A</b>	<b>Q4: N/A</b>	
Program Census Information:		# Children in Care During Quarter: 15	# Placements During Quarter: 15	# Children in Care On Last Day: 8
	<b>Avg Performance All CCIs (%)</b>	<b>Provider Performance (%)*</b>	<b>Possible Points (Weight)</b>	<b>Provider Points Earned</b>
<b>OPM Monitoring Reviews</b>				
Annual Comprehensive Reviews	86%	80%	25	19.92
Safety Reviews	91%	96%	15	14.33
<b>Monitoring Sub-Total</b>			<b>40</b>	<b>34.25</b>
<b>CCI Safety Outcomes</b>				
Incidence of Maltreatment	0.17%	No Substantiated Reports	10	10.00
Staff Training/Foundations	95%	95%	5	4.75
Staff Safety Checks	90%	95%	5	4.75
<b>Safety Sub-Total</b>			<b>20</b>	<b>19.50</b>
<b>CCI Permanency Outcomes</b>				
Placement Stability	89%	80%	15	12.00
<b>Permanency Sub-Total</b>			<b>15</b>	<b>12.00</b>
<b>CCI Well-Being Outcomes</b>				
EPSDT Medical Visits	94%	100%	4	4.00
EPSDT Dental Visits	89%	100%	4	4.00
Academic Supports	78%	100%	3	3.00
Provider ECEM Visits	68%	94%	7	6.58
Provider General Contacts	67%	100%	7	7.00
Placements with Siblings	37%	63%	Not Scored	Not Scored
Placements within Legal County	15%	14%	Not Scored	Not Scored
<b>Well-Being Sub-Total</b>			<b>25</b>	<b>24.58</b>
*Performance calculation descriptions can be found in the FY 2019 RBWO PBP Measurements and Standards Guide.				

<b>Monitoring &amp; Outcomes: Possible Points = 100</b>		<b>Points Earned = 90.33</b>	
<b>Score Before Incentives Credit</b>			<b>90.33%</b>
<b>Incentives Awarded</b>			<b>10.00 pts</b>
<b>PBP Verification</b>			<b>N/A pts</b>
<b>Total Score</b>			<b>100.33%</b>



DHS, DFCS, Office of Provider Management  
**Performance-Based Placement Measures**  
**RBWO Provider GA+SCORECARD - CCI**



Report Quarter: Q2 FY2019

**Provider/Program Name: Carl Malone Foundation, Inc. - Mercy's Door III (1041) - CCI**

Program Census Information:		# Children in Care During Quarter: 15	# Placements During Quarter: 15	# Children in Care On Last Day: 8
CCI Incentive Credits	Avg Performance All CCIs (Points)	Provider Performance (%)*	Possible Points (Weight)	Provider Points Earned
Early EPSDT Medical Visits		100%	2	2.00
Early EPSDT Dental Visits		100%	2	2.00
Permanency Contacts		None Planned	5	
Additional Academic Supports		100%	2	2.00
HS Grad/GED/Prof or Trade Certificate/College		N/A	10/5/5/1	
EYSS Agreement		Not Eligible	5	
Community Connections		100%	4	4.00
Active Agency Accreditation		0%	4	0.00
Staff Clinical Licensure		0%	5	0.00
Behavior Management (threshold = 0)		100%	4	4.00
<b>Incentives Total</b>	<b>8.28</b>			<b>14.00</b>
Maximum total combined incentive credit allowed is 10 points.			<b>Incentives Awarded</b>	<b>10.00</b>

\*Performance calculation descriptions can be found in the FY 2019 RBWO PBP Measurements and Standards Guide.

**Child Protective Services Investigations and Dispositions**

The following investigations data, which is not used for scoring but is considered significant to a provider's performance, is from Georgia SHINES and is not considered final or complete until the end of the fiscal year.

Total Reports:	0
Number Screened In:	0
Number Screened Out:	0
Number Substantiated:	0
Number Unsubstantiated:	0
Number Active CPS Investigations:	0





**DHS, DFCS, Office of Provider Management**  
**Performance-Based Placement Measures**  
**RBWO Provider GA+SCORECARD - CCI**  
**Report Quarter: Q2 FY2019**



<b>Provider/Program Name: Carrie Steele-Pitts Home, Inc. - (577) - CCI</b>			
<b>667 Fairburn Rd., NW, Atlanta, GA 30331</b>	<b>Quarterly Scores (Grades)</b>		<b>Current Quarter Score (Grade)</b>
<b>Phone: 404-691-5187</b>	<b>Q1: 88.52 (B+)</b>	<b>Q2: 95.56 (A)</b>	<b>95.56% (A)</b>
<b>Vendor ID# 35258</b>	<b>Q3: N/A</b>	<b>Q4: N/A</b>	
Program Census Information:	# Children in Care During Quarter: 13	# Placements During Quarter: 13	# Children in Care On Last Day: 12
<b>Quarterly Provider Comparisons to All CCIs</b>			

▼ — indicates average for all CCIs





DHS, DFCS, Office of Provider Management  
**Performance-Based Placement Measures**  
**RBWO Provider GA+SCORECARD - CCI**  
 Report Quarter: Q2 FY2019



<b>Provider/Program Name: Carrie Steele-Pitts Home, Inc. - (577) - CCI</b>				
<b>667 Fairburn Rd., NW, Atlanta, GA 30331</b>		<b>Quarterly Scores (Grades)</b>		<b>Current Quarter Score (Grade)</b>
<b>Phone: 404-691-5187</b>		<b>Q1: 88.52 (B+)</b>	<b>Q2: 95.56 (A)</b>	<b>95.56% (A)</b>
<b>Vendor ID# 35258</b>		<b>Q3: N/A</b>	<b>Q4: N/A</b>	
Program Census Information:		# Children in Care During Quarter: 13	# Placements During Quarter: 13	# Children in Care On Last Day: 12
	<b>Avg Performance All CCIs (%)</b>	<b>Provider Performance (%)*</b>	<b>Possible Points (Weight)</b>	<b>Provider Points Earned</b>
<b>OPM Monitoring Reviews</b>				
Annual Comprehensive Reviews	86%	79%	25	19.74
Safety Reviews	91%	98%	15	14.72
<b>Monitoring Sub-Total</b>			<b>40</b>	<b>34.46</b>
<b>CCI Safety Outcomes</b>				
Incidence of Maltreatment	0.17%	No Substantiated Reports	10	10.00
Staff Training/Foundations	95%	100%	5	5.00
Staff Safety Checks	90%	100%	5	5.00
<b>Safety Sub-Total</b>			<b>20</b>	<b>20.00</b>
<b>CCI Permanency Outcomes</b>				
Placement Stability	89%	100%	15	15.00
<b>Permanency Sub-Total</b>			<b>15</b>	<b>15.00</b>
<b>CCI Well-Being Outcomes</b>				
EPSDT Medical Visits	94%	100%	4	4.00
EPSDT Dental Visits	89%	100%	4	4.00
Academic Supports	78%	81%	3	2.43
Provider ECEM Visits	68%	42%	7	2.94
Provider General Contacts	67%	39%	7	2.73
Placements with Siblings	37%	75%	Not Scored	Not Scored
Placements within Legal County	15%	0%	Not Scored	Not Scored
<b>Well-Being Sub-Total</b>			<b>25</b>	<b>16.10</b>
*Performance calculation descriptions can be found in the FY 2019 RBWO PBP Measurements and Standards Guide.				

<b>Monitoring &amp; Outcomes: Possible Points = 100</b>		<b>Points Earned = 85.56</b>	
<b>Score Before Incentives Credit</b>			<b>85.56%</b>
<b>Incentives Awarded</b>			<b>10.00 pts</b>
<b>PBP Verification</b>			<b>N/A pts</b>
<b>Total Score</b>			<b>95.56%</b>



**DHS, DFCS, Office of Provider Management**  
**Performance-Based Placement Measures**  
**RBWO Provider GA+SCORECARD - CCI**  
**Report Quarter: Q2 FY2019**



**Provider/Program Name: Carrie Steele-Pitts Home, Inc. - (577) - CCI**

Program Census Information:		# Children in Care During Quarter: 13	# Placements During Quarter: 13	# Children in Care On Last Day: 12
CCI Incentive Credits	Avg Performance All CCIs (Points)	Provider Performance (%)*	Possible Points (Weight)	Provider Points Earned
Early EPSDT Medical Visits		100%	2	2.00
Early EPSDT Dental Visits		100%	2	2.00
Permanency Contacts		14%	5	0.70
Additional Academic Supports		8%	2	0.16
HS Grad/GED/Prof or Trade Certificate/College		N/A	10/5/5/1	1.00
EYSS Agreement		Not Eligible	5	
Community Connections		0%	4	0.00
Active Agency Accreditation		0%	4	0.00
Staff Clinical Licensure		10%	5	0.50
Behavior Management (threshold = 0)		100%	4	4.00
<b>Incentives Total</b>	<b>8.28</b>			<b>10.36</b>
Maximum total combined incentive credit allowed is 10 points.			<b>Incentives Awarded</b>	<b>10.00</b>

\*Performance calculation descriptions can be found in the FY 2019 RBWO PBP Measurements and Standards Guide.

**Child Protective Services Investigations and Dispositions**

The following investigations data, which is not used for scoring but is considered significant to a provider's performance, is from Georgia SHINES and is not considered final or complete until the end of the fiscal year.

Total Reports:	0
Number Screened In:	0
Number Screened Out:	0
Number Substantiated:	0
Number Unsubstantiated:	0
Number Active CPS Investigations:	0



DHS, DFCS, Office of Provider Management

## Performance-Based Placement Measures

### RBWO Provider GA+SCORECARD - CCI



Report Quarter: Q2 FY2019

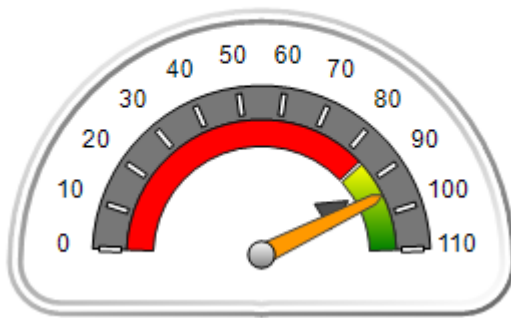
**Provider/Program Name: Cedar Tree Family & Children Services - (5276) - CCI**

5122 Kennedy Drive, Columbus, GA 31906	Quarterly Scores (Grades)		Current Quarter Score (Grade)
Phone: 706-442-5929	Q1: 98.99 (A+)	Q2: 94.92 (A)	<b>94.92% (A)</b>
Vendor ID# 148608	Q3: N/A	Q4: N/A	
Program Census Information:	# Children in Care During Quarter: 6	# Placements During Quarter: 6	# Children in Care On Last Day: 5

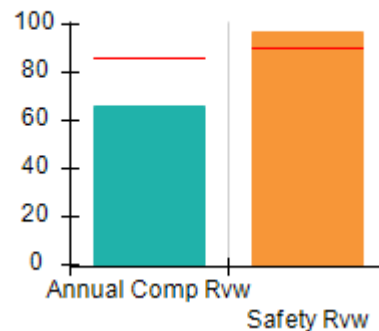
### Quarterly Provider Comparisons to All CCIs

▼ indicates average for all CCIs

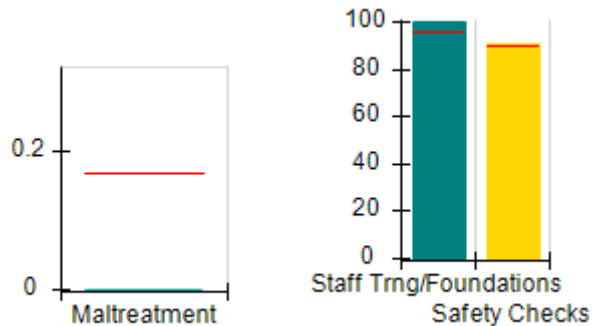
Overall Score (%)



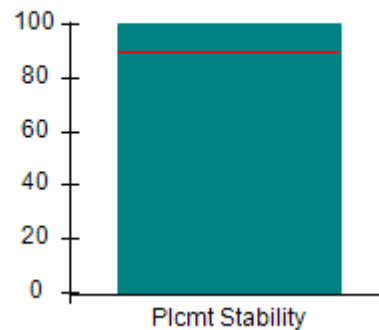
OPM Monitoring Reviews (%)



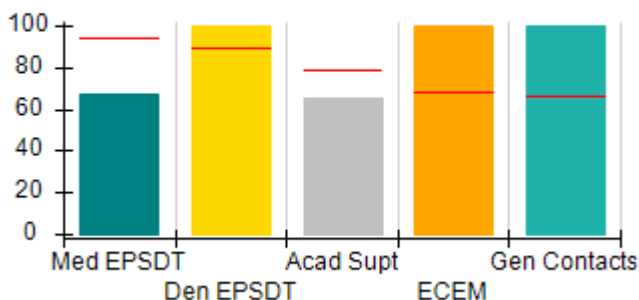
Safety Outcomes (%)



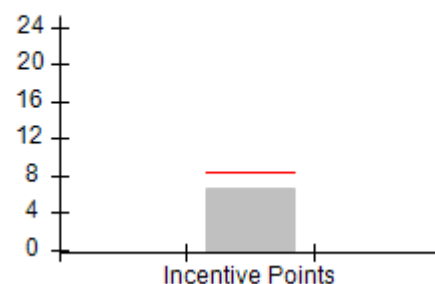
Permanency Outcomes (%)



Well-Being Outcomes (%)



Incentives Earned (Points)





DHS, DFCS, Office of Provider Management  
**Performance-Based Placement Measures**  
**RBWO Provider GA+SCORECARD - CCI**  
 Report Quarter: Q2 FY2019



**Provider/Program Name: Cedar Tree Family & Children Services - (5276) - CCI**

5122 Kennedy Drive, Columbus, GA 31906	Quarterly Scores (Grades)		Current Quarter Score (Grade)
Phone: 706-442-5929	Q1: 98.99 (A+)	Q2: 94.92 (A)	<b>94.92%</b> <b>(A)</b>
Vendor ID# 148608	Q3: N/A	Q4: N/A	

Program Census Information:	# Children in Care During Quarter: 6	# Placements During Quarter: 6	# Children in Care On Last Day: 5
-----------------------------	--------------------------------------	--------------------------------	-----------------------------------

	Avg Performance All CCIs (%)	Provider Performance (%)*	Possible Points (Weight)	Provider Points Earned
--	------------------------------	---------------------------	--------------------------	------------------------

**OPM Monitoring Reviews**

Annual Comprehensive Reviews	86%	66%	25	16.54
Safety Reviews	91%	97%	15	14.50
<b>Monitoring Sub-Total</b>			<b>40</b>	<b>31.04</b>

**CCI Safety Outcomes**

Incidence of Maltreatment	0.17%	No Substantiated Reports	10	10.00
Staff Training/Foundations	95%	100%	5	5.00
Staff Safety Checks	90%	91%	5	4.55
<b>Safety Sub-Total</b>			<b>20</b>	<b>19.55</b>

**CCI Permanency Outcomes**

Placement Stability	89%	100%	15	15.00
<b>Permanency Sub-Total</b>			<b>15</b>	<b>15.00</b>

**CCI Well-Being Outcomes**

EPSDT Medical Visits	94%	67%	4	2.68
EPSDT Dental Visits	89%	100%	4	4.00
Academic Supports	78%	65%	3	1.95
Provider ECEM Visits	68%	100%	7	7.00
Provider General Contacts	67%	100%	7	7.00
Placements with Siblings	37%	100%	Not Scored	Not Scored
Placements within Legal County	15%	Not Eligible	Not Scored	Not Scored
<b>Well-Being Sub-Total</b>			<b>25</b>	<b>22.63</b>

\*Performance calculation descriptions can be found in the FY 2019 RBWO PBP Measurements and Standards Guide.

<b>Monitoring &amp; Outcomes: Possible Points = 100</b>	<b>Points Earned = 88.22</b>
<b>Score Before Incentives Credit</b>	<b>88.22%</b>
<b>Incentives Awarded</b>	<b>6.70 pts</b>
<b>PBP Verification</b>	<b>N/A pts</b>
<b>Total Score</b>	<b>94.92%</b>



**DHS, DFCS, Office of Provider Management**  
**Performance-Based Placement Measures**  
**RBWO Provider GA+SCORECARD - CCI**



**Report Quarter: Q2 FY2019**

**Provider/Program Name: Cedar Tree Family & Children Services - (5276) - CCI**

Program Census Information:		# Children in Care During Quarter: 6	# Placements During Quarter: 6	# Children in Care On Last Day: 5
CCI Incentive Credits	Avg Performance All CCIs (Points)	Provider Performance (%)*	Possible Points (Weight)	Provider Points Earned
Early EPSDT Medical Visits		0%	2	0.00
Early EPSDT Dental Visits		100%	2	2.00
Permanency Contacts		None Planned	5	
Additional Academic Supports		35%	2	0.70
HS Grad/GED/Prof or Trade Certificate/College		N/A	10/5/5/1	
EYSS Agreement		Not Eligible	5	
Community Connections		0%	4	0.00
Active Agency Accreditation		0%	4	0.00
Staff Clinical Licensure		0%	5	0.00
Behavior Management (threshold = 0)		100%	4	4.00
<b>Incentives Total</b>	<b>8.28</b>			<b>6.70</b>
Maximum total combined incentive credit allowed is 10 points.			<b>Incentives Awarded</b>	<b>6.70</b>

\*Performance calculation descriptions can be found in the FY 2019 RBWO PBP Measurements and Standards Guide.

**Child Protective Services Investigations and Dispositions**

The following investigations data, which is not used for scoring but is considered significant to a provider's performance, is from Georgia SHINES and is not considered final or complete until the end of the fiscal year.

Total Reports:	0
Number Screened In:	0
Number Screened Out:	0
Number Substantiated:	0
Number Unsubstantiated:	0
Number Active CPS Investigations:	0



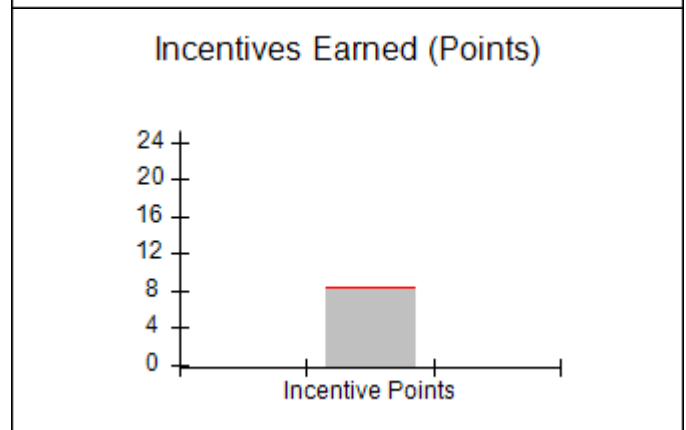
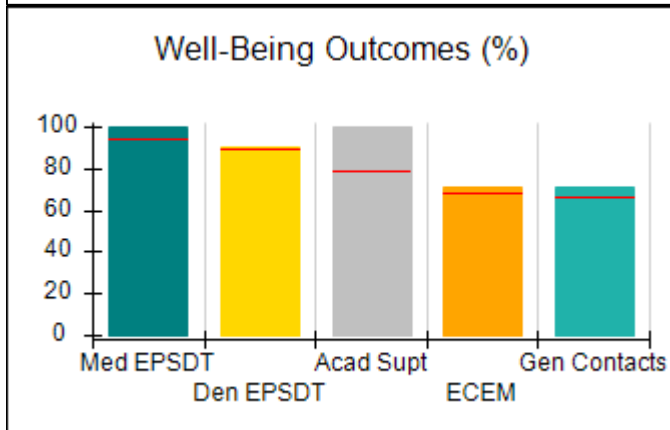
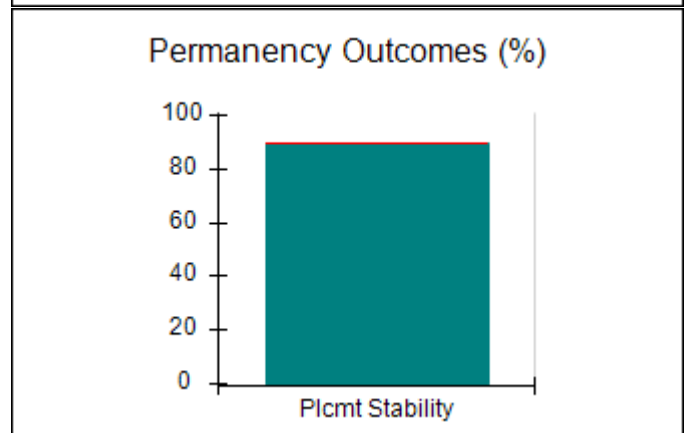
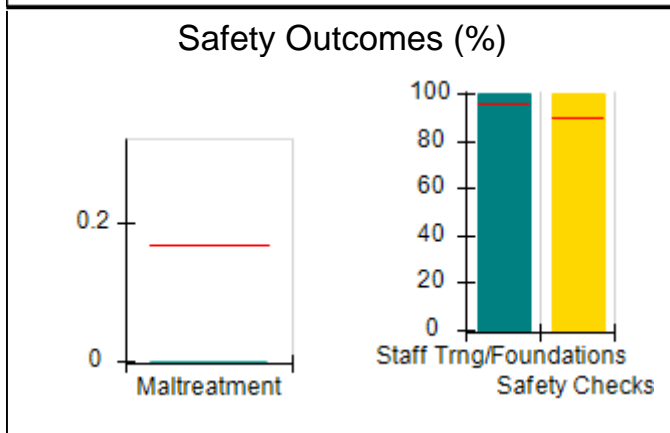
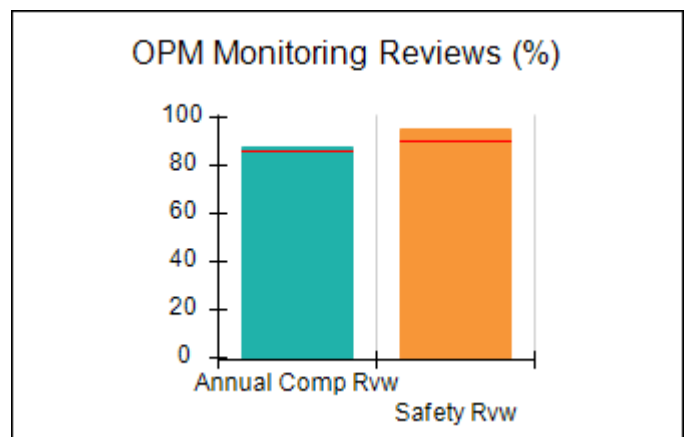
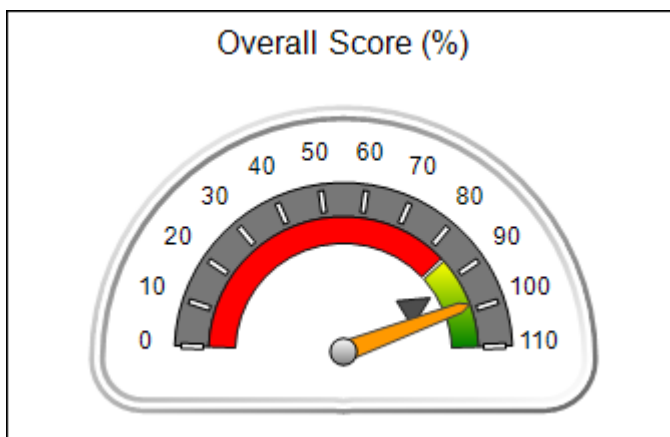
**DHS, DFCS, Office of Provider Management**  
**Performance-Based Placement Measures**  
**RBWO Provider GA+SCORECARD - CCI**



**Report Quarter: Q2 FY2019**

Provider/Program Name: Center for Children and Young Adults, The - Another Chance (578) - CCI			
2221 Austell Rd., Marietta, GA 30008	Quarterly Scores (Grades)		Current Quarter Score (Grade)
Phone: 770-485-1625	Q1: 94.87 (A)	Q2: 98.42 (A+)	<b>98.42%</b> <b>(A+)</b>
Vendor ID# 35264	Q3: N/A	Q4: N/A	
Program Census Information:	# Children in Care During Quarter: 21	# Placements During Quarter: 21	# Children in Care On Last Day: 9
Quarterly Provider Comparisons to All CCIs			

▼ — indicates average for all CCIs





**Performance-Based Placement Measures**  
**RBWO Provider GA+SCORECARD - CCI**

Report Quarter: Q2 FY2019

**Provider/Program Name: Center for Children and Young Adults, The - Another Chance (578) - CCI**

2221 Austell Rd., Marietta, GA 30008	Quarterly Scores (Grades)		Current Quarter Score (Grade)
Phone: 770-485-1625	Q1: 94.87 (A)	Q2: 98.42 (A+)	<b>98.42% (A+)</b>
Vendor ID# 35264	Q3: N/A	Q4: N/A	

Program Census Information:	# Children in Care During Quarter: 21	# Placements During Quarter: 21	# Children in Care On Last Day: 9
-----------------------------	---------------------------------------	---------------------------------	-----------------------------------

	Avg Performance All CCIs (%)	Provider Performance (%)*	Possible Points (Weight)	Provider Points Earned
--	------------------------------	---------------------------	--------------------------	------------------------

**OPM Monitoring Reviews**

Annual Comprehensive Reviews	86%	87%	25	21.83
Safety Reviews	91%	95%	15	14.25
<b>Monitoring Sub-Total</b>			<b>40</b>	<b>36.08</b>

**CCI Safety Outcomes**

Incidence of Maltreatment	0.17%	No Substantiated Reports	10	10.00
Staff Training/Foundations	95%	100%	5	5.00
Staff Safety Checks	90%	100%	5	5.00
<b>Safety Sub-Total</b>			<b>20</b>	<b>20.00</b>

**CCI Permanency Outcomes**

Placement Stability	89%	90%	15	13.50
<b>Permanency Sub-Total</b>			<b>15</b>	<b>13.50</b>

**CCI Well-Being Outcomes**

EPSDT Medical Visits	94%	100%	4	4.00
EPSDT Dental Visits	89%	90%	4	3.60
Academic Supports	78%	100%	3	3.00
Provider ECEM Visits	68%	71%	7	4.97
Provider General Contacts	67%	71%	7	4.97
Placements with Siblings	37%	55%	Not Scored	Not Scored
Placements within Legal County	15%	46%	Not Scored	Not Scored
<b>Well-Being Sub-Total</b>			<b>25</b>	<b>20.54</b>

\*Performance calculation descriptions can be found in the FY 2019 RBWO PBP Measurements and Standards Guide.

<b>Monitoring &amp; Outcomes: Possible Points = 100</b>	<b>Points Earned = 90.12</b>
<b>Score Before Incentives Credit</b>	<b>90.12%</b>
<b>Incentives Awarded</b>	<b>8.30 pts</b>
<b>PBP Verification</b>	<b>N/A pts</b>
<b>Total Score</b>	<b>98.42%</b>





**DHS, DFCS, Office of Provider Management**  
**Performance-Based Placement Measures**  
**RBWO Provider GA+SCORECARD - CCI**



**Report Quarter: Q2 FY2019**

**Provider/Program Name: Center for Children and Young Adults, The - Another Chance (578) - CCI**

Program Census Information:		# Children in Care During Quarter: 21	# Placements During Quarter: 21	# Children in Care On Last Day: 9
CCI Incentive Credits	Avg Performance All CCIs (Points)	Provider Performance (%)*	Possible Points (Weight)	Provider Points Earned
Early EPSDT Medical Visits		100%	2	2.00
Early EPSDT Dental Visits		86%	2	1.72
Permanency Contacts		0%	5	0.00
Additional Academic Supports		29%	2	0.58
HS Grad/GED/Prof or Trade Certificate/College		N/A	10/5/5/1	
EYSS Agreement		Not Eligible	5	
Community Connections		0%	4	0.00
Active Agency Accreditation		0%	4	0.00
Staff Clinical Licensure		0%	5	0.00
Behavior Management (threshold = 0)		100%	4	4.00
<b>Incentives Total</b>	<b>8.28</b>			<b>8.30</b>
Maximum total combined incentive credit allowed is 10 points.			<b>Incentives Awarded</b>	<b>8.30</b>

\*Performance calculation descriptions can be found in the FY 2019 RBWO PBP Measurements and Standards Guide.

### Child Protective Services Investigations and Dispositions

The following investigations data, which is not used for scoring but is considered significant to a provider's performance, is from Georgia SHINES and is not considered final or complete until the end of the fiscal year.

Total Reports:	0	
Number Screened In:	0	
Number Screened Out:	0	
Number Substantiated:	0	
Number Unsubstantiated:	0	
Number Active CPS Investigations:	0	



DHS, DFCS, Office of Provider Management  
**Performance-Based Placement Measures**  
**RBWO Provider GA+SCORECARD - CCI**



Report Quarter: Q2 FY2019

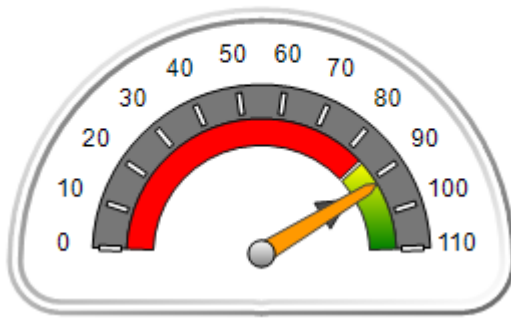
**Provider/Program Name: Center for Children and Young Adults, The - Open Gate (579) - CCI**

2221 Austell Rd., Marietta, GA 30008	Quarterly Scores (Grades)		Current Quarter Score (Grade)
Phone: 770-485-1630	Q1: 102.60 (A+)	Q2: 91.78 (A-)	<b>91.78%</b> <b>(A-)</b>
Vendor ID# 35262	Q3: N/A	Q4: N/A	
Program Census Information:	# Children in Care During Quarter: 12	# Placements During Quarter: 12	# Children in Care On Last Day: 9

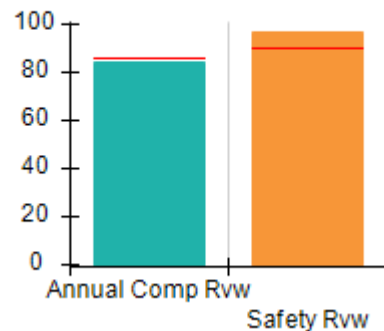
**Quarterly Provider Comparisons to All CCIs**

▼ — indicates average for all CCIs

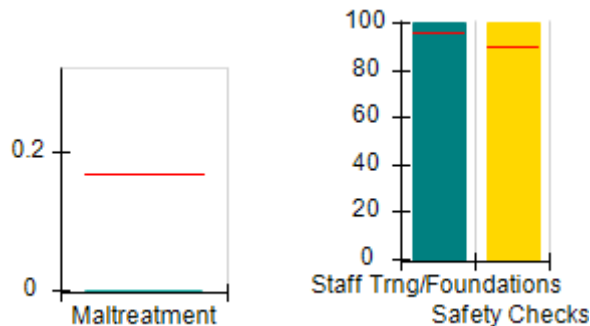
Overall Score (%)



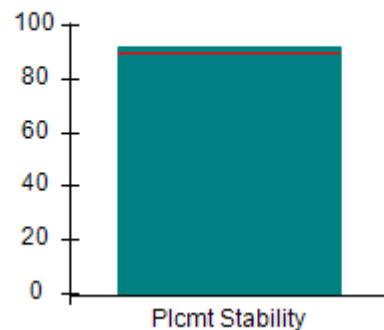
OPM Monitoring Reviews (%)



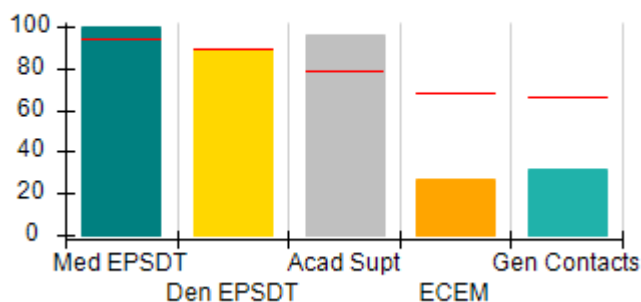
Safety Outcomes (%)



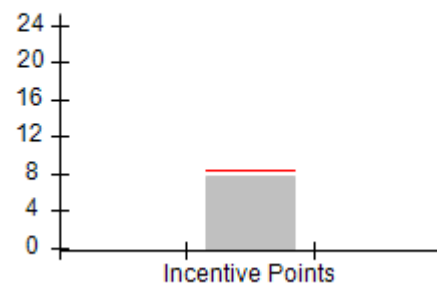
Permanency Outcomes (%)



Well-Being Outcomes (%)



Incentives Earned (Points)





# Performance-Based Placement Measures

## RBWO Provider GA+SCORECARD - CCI

Report Quarter: Q2 FY2019

### Provider/Program Name: Center for Children and Young Adults, The - Open Gate (579) - CCI

2221 Austell Rd., Marietta, GA 30008		Quarterly Scores (Grades)		Current Quarter Score (Grade)
Phone: 770-485-1630		Q1: 102.60 (A+)	Q2: 91.78 (A-)	<b>91.78%</b> <b>(A-)</b>
Vendor ID# 35262		Q3: N/A	Q4: N/A	
Program Census Information:		# Children in Care During Quarter: 12	# Placements During Quarter: 12	# Children in Care On Last Day: 9
	Avg Performance All CCIs (%)	Provider Performance (%)*	Possible Points (Weight)	Provider Points Earned
<b>OPM Monitoring Reviews</b>				
Annual Comprehensive Reviews	86%	85%	25	21.14
Safety Reviews	91%	97%	15	14.55
<b>Monitoring Sub-Total</b>			<b>40</b>	<b>35.69</b>
<b>CCI Safety Outcomes</b>				
Incidence of Maltreatment	0.17%	No Substantiated Reports	10	10.00
Staff Training/Foundations	95%	100%	5	5.00
Staff Safety Checks	90%	100%	5	5.00
<b>Safety Sub-Total</b>			<b>20</b>	<b>20.00</b>
<b>CCI Permanency Outcomes</b>				
Placement Stability	89%	92%	15	13.80
<b>Permanency Sub-Total</b>			<b>15</b>	<b>13.80</b>
<b>CCI Well-Being Outcomes</b>				
EPSDT Medical Visits	94%	100%	4	4.00
EPSDT Dental Visits	89%	89%	4	3.56
Academic Supports	78%	96%	3	2.88
Provider ECEM Visits	68%	27%	7	1.89
Provider General Contacts	67%	32%	7	2.24
Placements with Siblings	37%	90%	Not Scored	Not Scored
Placements within Legal County	15%	100%	Not Scored	Not Scored
<b>Well-Being Sub-Total</b>			<b>25</b>	<b>14.57</b>

\*Performance calculation descriptions can be found in the FY 2019 RBWO PBP Measurements and Standards Guide.

<b>Monitoring &amp; Outcomes: Possible Points = 100</b>		<b>Points Earned = 84.06</b>	
<b>Score Before Incentives Credit</b>			<b>84.06%</b>
<b>Incentives Awarded</b>			<b>7.72 pts</b>
<b>PBP Verification</b>			<b>N/A pts</b>
<b>Total Score</b>			<b>91.78%</b>



**DHS, DFCS, Office of Provider Management**  
**Performance-Based Placement Measures**  
**RBWO Provider GA+SCORECARD - CCI**



**Report Quarter: Q2 FY2019**

**Provider/Program Name: Center for Children and Young Adults, The - Open Gate (579) - CCI**

Program Census Information:		# Children in Care During Quarter: 12	# Placements During Quarter: 12	# Children in Care On Last Day: 9
CCI Incentive Credits	Avg Performance All CCIs (Points)	Provider Performance (%)*	Possible Points (Weight)	Provider Points Earned
Early EPSDT Medical Visits		100%	2	2.00
Early EPSDT Dental Visits		67%	2	1.34
Permanency Contacts		0%	5	0.00
Additional Academic Supports		19%	2	0.38
HS Grad/GED/Prof or Trade Certificate/College		N/A	10/5/5/1	
EYSS Agreement		Not Eligible	5	
Community Connections		0%	4	0.00
Active Agency Accreditation		0%	4	0.00
Staff Clinical Licensure		0%	5	0.00
Behavior Management (threshold = 0)		100%	4	4.00
<b>Incentives Total</b>	<b>8.28</b>			<b>7.72</b>
Maximum total combined incentive credit allowed is 10 points.			<b>Incentives Awarded</b>	<b>7.72</b>

\*Performance calculation descriptions can be found in the FY 2019 RBWO PBP Measurements and Standards Guide.

**Child Protective Services Investigations and Dispositions**

The following investigations data, which is not used for scoring but is considered significant to a provider's performance, is from Georgia SHINES and is not considered final or complete until the end of the fiscal year.

Total Reports:	0
Number Screened In:	0
Number Screened Out:	0
Number Substantiated:	0
Number Unsubstantiated:	0
Number Active CPS Investigations:	0



DHS, DFCS, Office of Provider Management

## Performance-Based Placement Measures

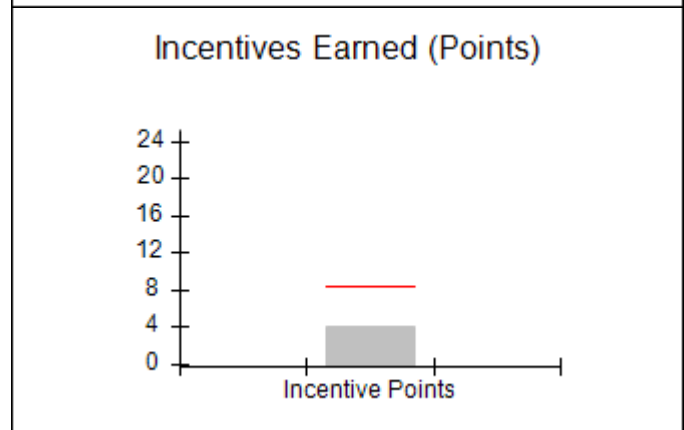
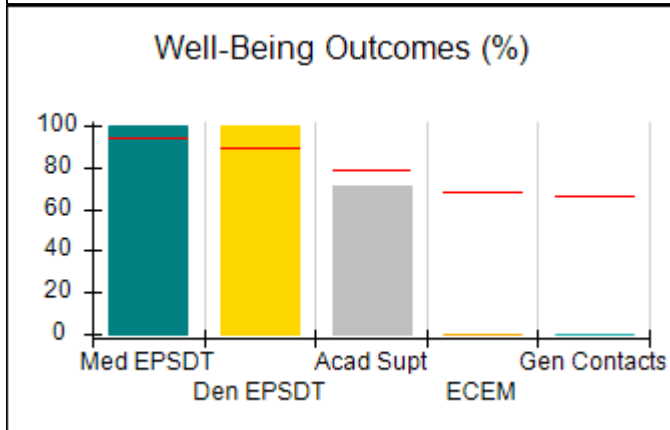
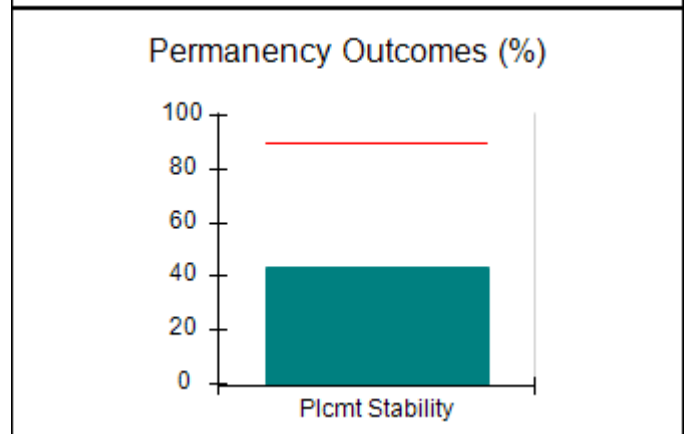
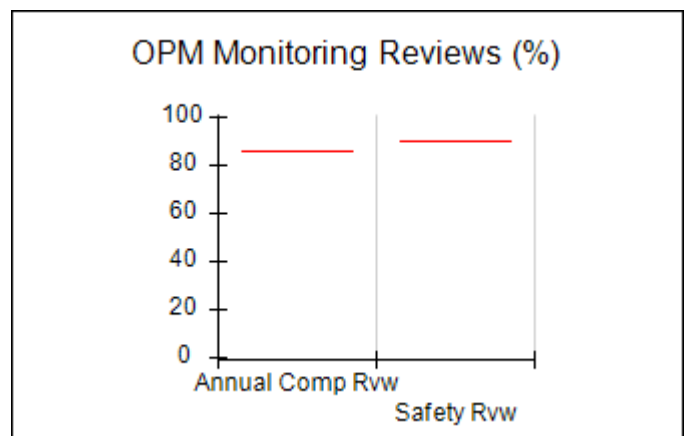
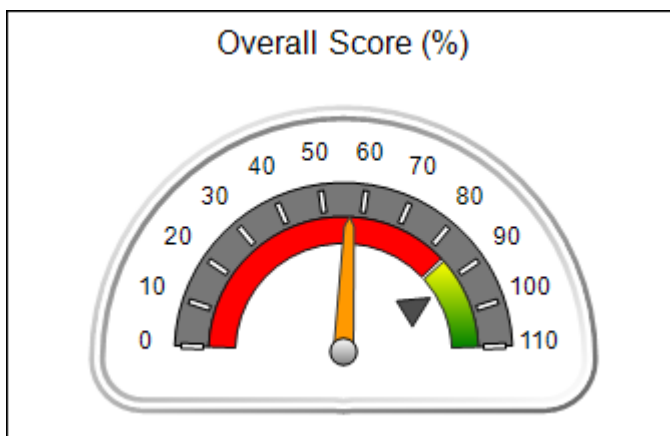
### RBWO Provider GA+SCORECARD - CCI



Report Quarter: Q2 FY2019

Provider/Program Name: Chamberlain Academy and Group Home, Inc. - (5372) - CCI			
1500 Gillionville Rd, Albany, GA 31707	Quarterly Scores (Grades)		Current Quarter Score (Grade)
Phone: 229-347-3152	Q1: (N/A)	Q2: 56.63 (F)	56.63% (F)
Vendor ID# 161824	Q3: N/A	Q4: N/A	
Program Census Information:	# Children in Care During Quarter: 7	# Placements During Quarter: 7	# Children in Care On Last Day: 2
Quarterly Provider Comparisons to All CCIs			

▼ indicates average for all CCIs





DHS, DFCS, Office of Provider Management  
**Performance-Based Placement Measures**  
**RBWO Provider GA+SCORECARD - CCI**  
 Report Quarter: Q2 FY2019



<b>Provider/Program Name: Chamberlain Academy and Group Home, Inc. - (5372) - CCI</b>				
<b>1500 Gillionville Rd, Albany, GA 31707</b>		<b>Quarterly Scores (Grades)</b>		<b>Current Quarter Score (Grade)</b>
<b>Phone: 229-347-3152</b>		<b>Q1: (N/A)</b>	<b>Q2: 56.63 (F)</b>	<b>56.63% (F)</b>
<b>Vendor ID# 161824</b>		<b>Q3: N/A</b>	<b>Q4: N/A</b>	
Program Census Information:		# Children in Care During Quarter: 7	# Placements During Quarter: 7	# Children in Care On Last Day: 2
	<b>Avg Performance All CCIs (%)</b>	<b>Provider Performance (%)*</b>	<b>Possible Points (Weight)</b>	<b>Provider Points Earned</b>
<b>OPM Monitoring Reviews</b>				
Annual Comprehensive Reviews	86%	Not Yet Conducted		
Safety Reviews	91%	Not Yet Conducted		
<b>Monitoring Sub-Total</b>				<b>0.00</b>
<b>CCI Safety Outcomes</b>				
Incidence of Maltreatment	0.17%	No Substantiated Reports	10	10.00
Staff Training/Foundations	95%	100%	5	5.00
Staff Safety Checks	90%	0%	5	0.00
<b>Safety Sub-Total</b>			<b>20</b>	<b>15.00</b>
<b>CCI Permanency Outcomes</b>				
Placement Stability	89%	43%	15	6.45
<b>Permanency Sub-Total</b>			<b>15</b>	<b>6.45</b>
<b>CCI Well-Being Outcomes</b>				
EPSDT Medical Visits	94%	100%	4	4.00
EPSDT Dental Visits	89%	100%	4	4.00
Academic Supports	78%	71%	3	2.13
Provider ECEM Visits	68%	0%	7	0.00
Provider General Contacts	67%	0%	7	0.00
Placements with Siblings	37%	0%	Not Scored	Not Scored
Placements within Legal County	15%	0%	Not Scored	Not Scored
<b>Well-Being Sub-Total</b>			<b>25</b>	<b>10.13</b>
*Performance calculation descriptions can be found in the FY 2019 RBWO PBP Measurements and Standards Guide.				

<b>Monitoring &amp; Outcomes: Possible Points = 60</b>		<b>Points Earned = 31.58</b>	
<b>Score Before Incentives Credit</b>			<b>52.63%</b>
<b>Incentives Awarded</b>			<b>4.00 pts</b>
<b>PBP Verification</b>			<b>N/A pts</b>
<b>Total Score</b>			<b>56.63%</b>



**DHS, DFCS, Office of Provider Management**  
**Performance-Based Placement Measures**  
**RBWO Provider GA+SCORECARD - CCI**  
**Report Quarter: Q2 FY2019**



**Provider/Program Name: Chamberlain Academy and Group Home, Inc. - (5372) - CCI**

Program Census Information:		# Children in Care During Quarter: 7	# Placements During Quarter: 7	# Children in Care On Last Day: 2
CCI Incentive Credits	Avg Performance All CCIs (Points)	Provider Performance (%)*	Possible Points (Weight)	Provider Points Earned
Early EPSDT Medical Visits		100%	2	2.00
Early EPSDT Dental Visits		100%	2	2.00
Permanency Contacts		0%	5	0.00
Additional Academic Supports		0%	2	0.00
HS Grad/GED/Prof or Trade Certificate/College		N/A	10/5/5/1	
EYSS Agreement		Not Eligible	5	
Community Connections		Not Eligible	4	
Active Agency Accreditation		0%	4	0.00
Staff Clinical Licensure		0%	5	0.00
Behavior Management (threshold = 0)		0%	4	0.00
<b>Incentives Total</b>	<b>8.28</b>			<b>4.00</b>
Maximum total combined incentive credit allowed is 10 points.			<b>Incentives Awarded</b>	<b>4.00</b>

\*Performance calculation descriptions can be found in the FY 2019 RBWO PBP Measurements and Standards Guide.

**Child Protective Services Investigations and Dispositions**

The following investigations data, which is not used for scoring but is considered significant to a provider's performance, is from Georgia SHINES and is not considered final or complete until the end of the fiscal year.

Total Reports:	0
Number Screened In:	0
Number Screened Out:	0
Number Substantiated:	0
Number Unsubstantiated:	0
Number Active CPS Investigations:	0



**DHS, DFCS, Office of Provider Management**  
**Performance-Based Placement Measures**  
**RBWO Provider GA+SCORECARD - CCI**  
**Report Quarter: Q2 FY2019**

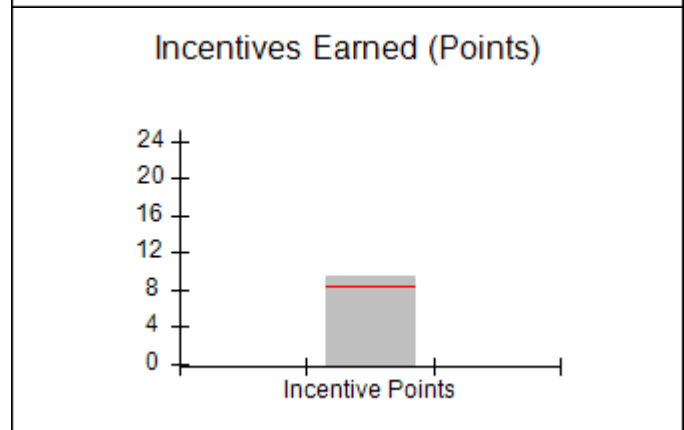
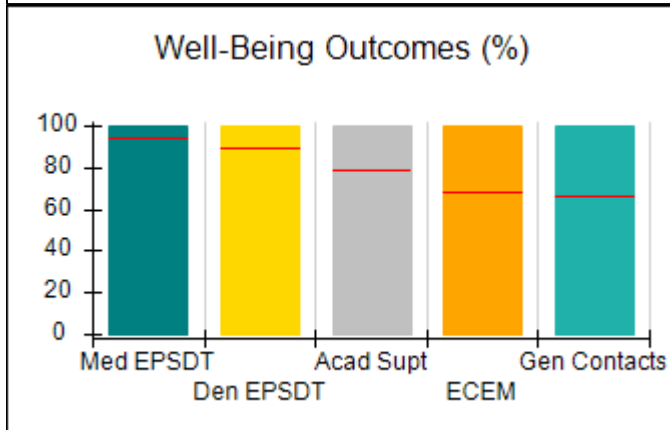
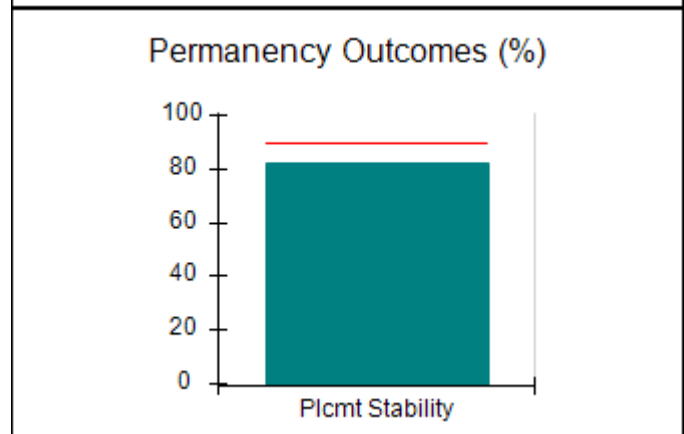
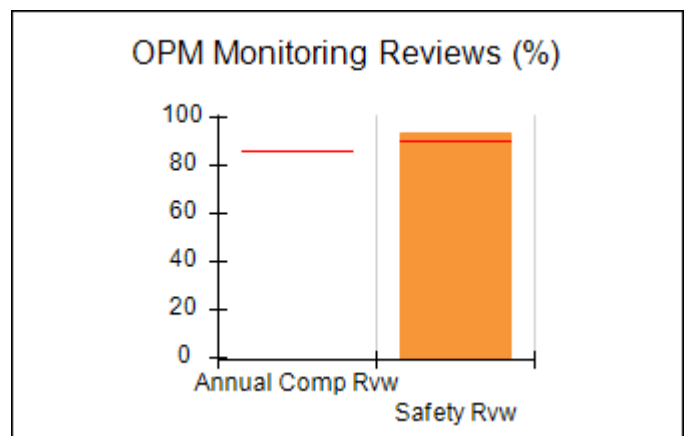
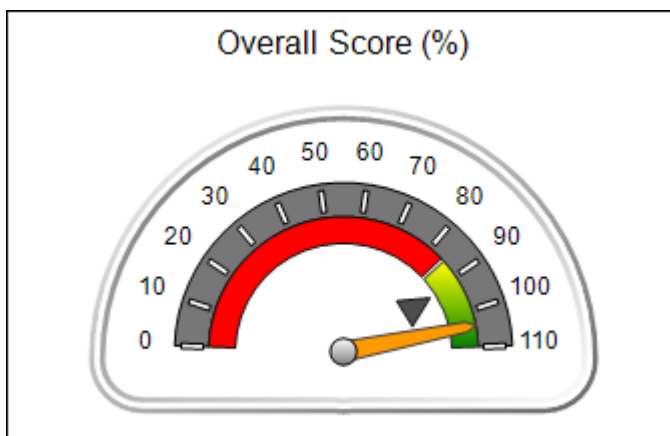


**Provider/Program Name: Changing Lives S&P Inc. - Fortson (5338) - CCI**

7763 Fortson Rd., Columbus, GA 31909	Quarterly Scores (Grades)		Current Quarter Score (Grade)
Phone: 706-940-0796	Q1: 102.14 (A+)	Q2: 104.19 (A+)	<b>104.19%</b> <b>(A+)</b>
Vendor ID# 158013	Q3: N/A	Q4: N/A	
Program Census Information:	# Children in Care During Quarter: 11	# Placements During Quarter: 11	# Children in Care On Last Day: 6

**Quarterly Provider Comparisons to All CCIs**

▼ — indicates average for all CCIs







DHS, DFCS, Office of Provider Management  
**Performance-Based Placement Measures**  
**RBWO Provider GA+SCORECARD - CCI**  
 Report Quarter: Q2 FY2019



<b>Provider/Program Name: Changing Lives S&amp;P Inc. - Fortson (5338) - CCI</b>				
7763 Fortson Rd., Columbus, GA 31909		Quarterly Scores (Grades)		Current Quarter Score (Grade)
Phone: 706-940-0796		Q1: 102.14 (A+)	Q2: 104.19 (A+)	<b>104.19% (A+)</b>
Vendor ID# 158013		Q3: N/A	Q4: N/A	
Program Census Information:		# Children in Care During Quarter: 11	# Placements During Quarter: 11	# Children in Care On Last Day: 6
	Avg Performance All CCIs (%)	Provider Performance (%)*	Possible Points (Weight)	Provider Points Earned
<b>OPM Monitoring Reviews</b>				
Annual Comprehensive Reviews	86%	Not Yet Conducted		
Safety Reviews	91%	93%	15	14.00
<b>Monitoring Sub-Total</b>			<b>15</b>	<b>14.00</b>
<b>CCI Safety Outcomes</b>				
Incidence of Maltreatment	0.17%	No Substantiated Reports	10	10.00
Staff Training/Foundations	95%	100%	5	5.00
Staff Safety Checks	90%	95%	5	4.75
<b>Safety Sub-Total</b>			<b>20</b>	<b>19.75</b>
<b>CCI Permanency Outcomes</b>				
Placement Stability	89%	82%	15	12.30
<b>Permanency Sub-Total</b>			<b>15</b>	<b>12.30</b>
<b>CCI Well-Being Outcomes</b>				
EPSDT Medical Visits	94%	100%	4	4.00
EPSDT Dental Visits	89%	100%	4	4.00
Academic Supports	78%	100%	3	3.00
Provider ECEM Visits	68%	100%	7	7.00
Provider General Contacts	67%	100%	7	7.00
Placements with Siblings	37%	Not Eligible	Not Scored	Not Scored
Placements within Legal County	15%	40%	Not Scored	Not Scored
<b>Well-Being Sub-Total</b>			<b>25</b>	<b>25.00</b>
*Performance calculation descriptions can be found in the FY 2019 RBWO PBP Measurements and Standards Guide.				

<b>Monitoring &amp; Outcomes: Possible Points = 75</b>		<b>Points Earned = 71.05</b>	
<b>Score Before Incentives Credit</b>			<b>94.73%</b>
<b>Incentives Awarded</b>			<b>9.46 pts</b>
<b>PBP Verification</b>			<b>N/A pts</b>
<b>Total Score</b>			<b>104.19%</b>



DHS, DFCS, Office of Provider Management  
**Performance-Based Placement Measures**  
**RBWO Provider GA+SCORECARD - CCI**  
Report Quarter: Q2 FY2019



**Provider/Program Name: Changing Lives S&P Inc. - Fortson (5338) - CCI**

Program Census Information:		# Children in Care During Quarter: 11	# Placements During Quarter: 11	# Children in Care On Last Day: 6
CCI Incentive Credits	Avg Performance All CCIs (Points)	Provider Performance (%)*	Possible Points (Weight)	Provider Points Earned
Early EPSDT Medical Visits		100%	2	2.00
Early EPSDT Dental Visits		100%	2	2.00
Permanency Contacts		0%	5	0.00
Additional Academic Supports		73%	2	1.46
HS Grad/GED/Prof or Trade Certificate/College		N/A	10/5/5/1	
EYSS Agreement		Not Eligible	5	
Community Connections		0%	4	0.00
Active Agency Accreditation		0%	4	0.00
Staff Clinical Licensure		0%	5	0.00
Behavior Management (threshold = 0)		100%	4	4.00
<b>Incentives Total</b>	<b>8.28</b>			<b>9.46</b>
Maximum total combined incentive credit allowed is 10 points.			<b>Incentives Awarded</b>	<b>9.46</b>

\*Performance calculation descriptions can be found in the FY 2019 RBWO PBP Measurements and Standards Guide.

**Child Protective Services Investigations and Dispositions**

The following investigations data, which is not used for scoring but is considered significant to a provider's performance, is from Georgia SHINES and is not considered final or complete until the end of the fiscal year.

Total Reports:	0
Number Screened In:	0
Number Screened Out:	0
Number Substantiated:	0
Number Unsubstantiated:	0
Number Active CPS Investigations:	0

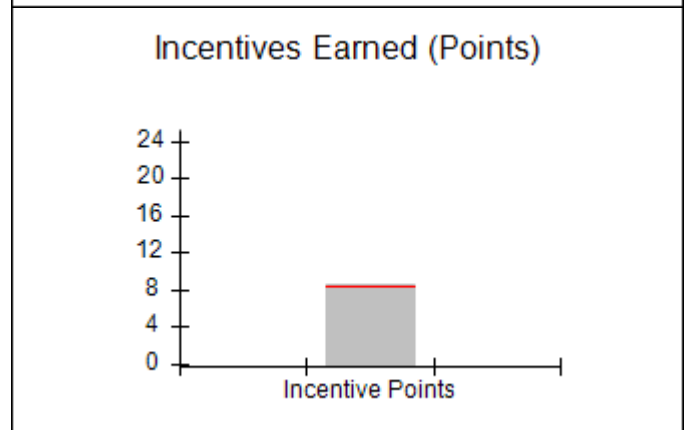
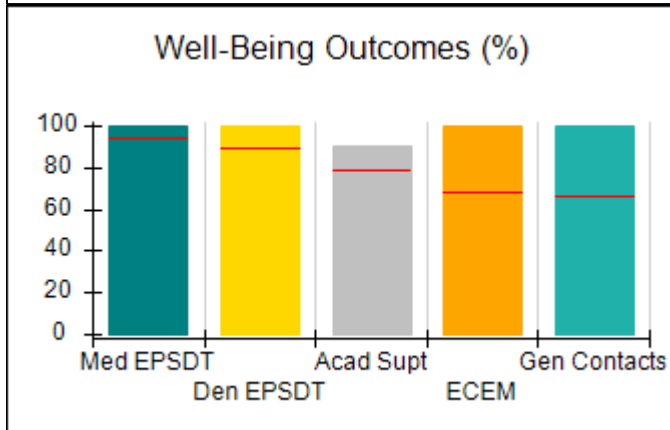
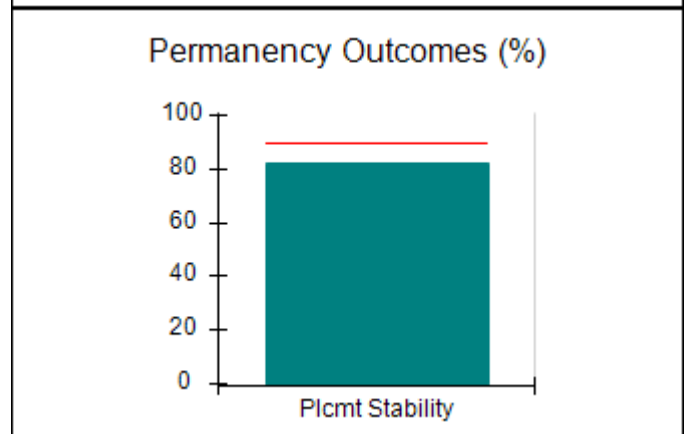
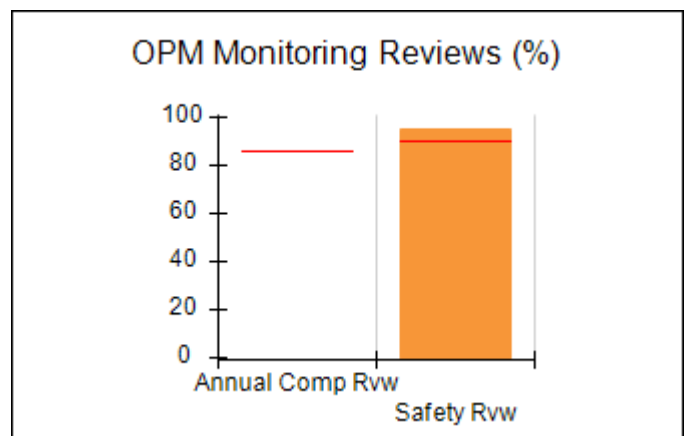
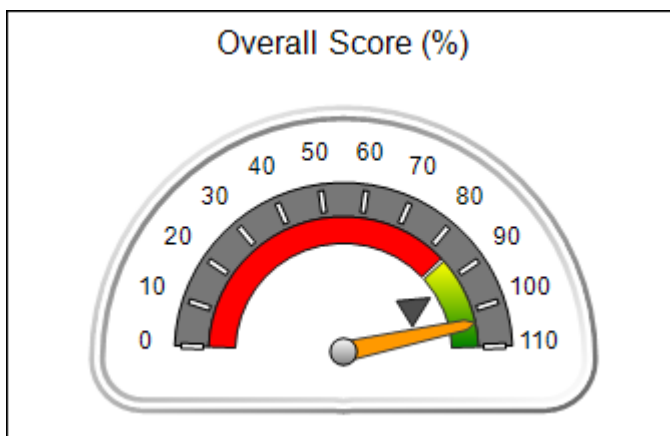


**DHS, DFCS, Office of Provider Management**  
**Performance-Based Placement Measures**  
**RBWO Provider GA+SCORECARD - CCI**  
**Report Quarter: Q2 FY2019**



<b>Provider/Program Name: Changing Lives S&amp;P Inc. - Sistrunk (5245) - CCI</b>			
<b>974 Sistrunk Ct., Columbus, GA 31907</b>	<b>Quarterly Scores (Grades)</b>		<b>Current Quarter Score (Grade)</b>
<b>Phone: 706-221-8233</b>	<b>Q1: 103.53 (A+)</b>	<b>Q2: 103.58 (A+)</b>	<b>103.58% (A+)</b>
<b>Vendor ID# 144141</b>	<b>Q3: N/A</b>	<b>Q4: N/A</b>	
Program Census Information:	# Children in Care During Quarter: 11	# Placements During Quarter: 11	# Children in Care On Last Day: 7
<b>Quarterly Provider Comparisons to All CCIs</b>			

▼ — indicates average for all CCIs





DHS, DFCS, Office of Provider Management  
**Performance-Based Placement Measures**  
**RBWO Provider GA+SCORECARD - CCI**  
 Report Quarter: Q2 FY2019



Provider/Program Name: Changing Lives S&P Inc. - Sistrunk (5245) - CCI				
974 Sistrunk Ct., Columbus, GA 31907		Quarterly Scores (Grades)		Current Quarter Score (Grade)
Phone: 706-221-8233		Q1: 103.53 (A+)	Q2: 103.58 (A+)	<b>103.58%</b> <b>(A+)</b>
Vendor ID# 144141		Q3: N/A	Q4: N/A	
Program Census Information:		# Children in Care During Quarter: 11	# Placements During Quarter: 11	# Children in Care On Last Day: 7
	Avg Performance All CCIs (%)	Provider Performance (%)*	Possible Points (Weight)	Provider Points Earned
<b>OPM Monitoring Reviews</b>				
Annual Comprehensive Reviews	86%	Not Yet Conducted		
Safety Reviews	91%	95%	15	14.25
<b>Monitoring Sub-Total</b>			<b>15</b>	<b>14.25</b>
<b>CCI Safety Outcomes</b>				
Incidence of Maltreatment	0.17%	No Substantiated Reports	10	10.00
Staff Training/Foundations	95%	100%	5	5.00
Staff Safety Checks	90%	100%	5	5.00
<b>Safety Sub-Total</b>			<b>20</b>	<b>20.00</b>
<b>CCI Permanency Outcomes</b>				
Placement Stability	89%	82%	15	12.30
<b>Permanency Sub-Total</b>			<b>15</b>	<b>12.30</b>
<b>CCI Well-Being Outcomes</b>				
EPSDT Medical Visits	94%	100%	4	4.00
EPSDT Dental Visits	89%	100%	4	4.00
Academic Supports	78%	90%	3	2.70
Provider ECEM Visits	68%	100%	7	7.00
Provider General Contacts	67%	100%	7	7.00
Placements with Siblings	37%	0%	Not Scored	Not Scored
Placements within Legal County	15%	75%	Not Scored	Not Scored
<b>Well-Being Sub-Total</b>			<b>25</b>	<b>24.70</b>
*Performance calculation descriptions can be found in the FY 2019 RBWO PBP Measurements and Standards Guide.				

Monitoring & Outcomes: Possible Points = 75		Points Earned = 71.25	
Score Before Incentives Credit		95.00%	
Incentives Awarded		8.58 pts	
PBP Verification		N/A pts	
Total Score		103.58%	



**DHS, DFCS, Office of Provider Management**  
**Performance-Based Placement Measures**  
**RBWO Provider GA+SCORECARD - CCI**  
**Report Quarter: Q2 FY2019**



**Provider/Program Name: Changing Lives S&P Inc. - Sistrunk (5245) - CCI**

Program Census Information:		# Children in Care During Quarter: 11	# Placements During Quarter: 11	# Children in Care On Last Day: 7
CCI Incentive Credits	Avg Performance All CCIs (Points)	Provider Performance (%)*	Possible Points (Weight)	Provider Points Earned
Early EPSDT Medical Visits		100%	2	2.00
Early EPSDT Dental Visits		100%	2	2.00
Permanency Contacts		None Planned	5	
Additional Academic Supports		29%	2	0.58
HS Grad/GED/Prof or Trade Certificate/College		N/A	10/5/5/1	
EYSS Agreement		Not Eligible	5	
Community Connections		0%	4	0.00
Active Agency Accreditation		0%	4	0.00
Staff Clinical Licensure		0%	5	0.00
Behavior Management (threshold = 0)		100%	4	4.00
<b>Incentives Total</b>	<b>8.28</b>			<b>8.58</b>
Maximum total combined incentive credit allowed is 10 points.			<b>Incentives Awarded</b>	<b>8.58</b>

\*Performance calculation descriptions can be found in the FY 2019 RBWO PBP Measurements and Standards Guide.

**Child Protective Services Investigations and Dispositions**

The following investigations data, which is not used for scoring but is considered significant to a provider's performance, is from Georgia SHINES and is not considered final or complete until the end of the fiscal year.

Total Reports:	0
Number Screened In:	0
Number Screened Out:	0
Number Substantiated:	0
Number Unsubstantiated:	0
Number Active CPS Investigations:	0



DHS, DFCS, Office of Provider Management  
**Performance-Based Placement Measures**  
**RBWO Provider GA+SCORECARD - CCI**



Report Quarter: Q2 FY2019

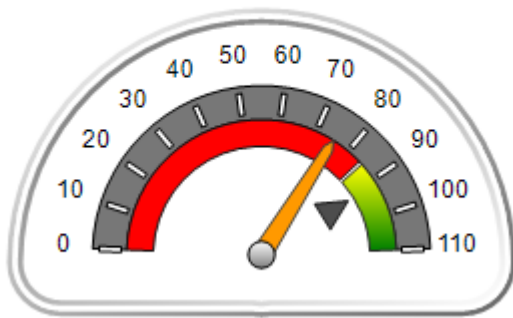
**Provider/Program Name: Chestnut Manor - (581) - CCI**

8673 Chestnut Ln., Lithia Springs, GA 30122	Quarterly Scores (Grades)		Current Quarter Score (Grade)
Phone: 678-823-0591	Q1: 61.20 (D-)	Q2: 75.14 (C)	<b>75.14%</b> <b>(C)</b>
Vendor ID# 35269	Q3: N/A	Q4: N/A	
Program Census Information:	# Children in Care During Quarter: 0	# Placements During Quarter: 0	# Children in Care On Last Day: 0

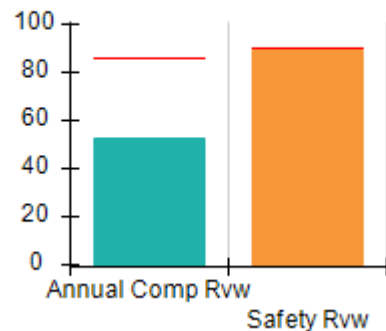
**Quarterly Provider Comparisons to All CCIs**

▼ — indicates average for all CCIs

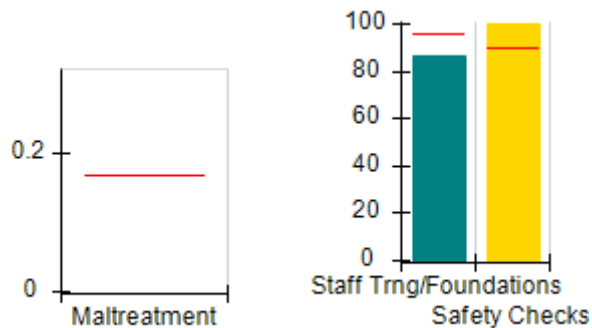
Overall Score (%)



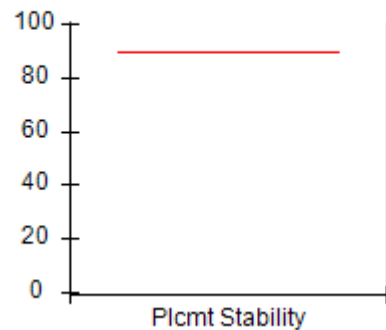
OPM Monitoring Reviews (%)



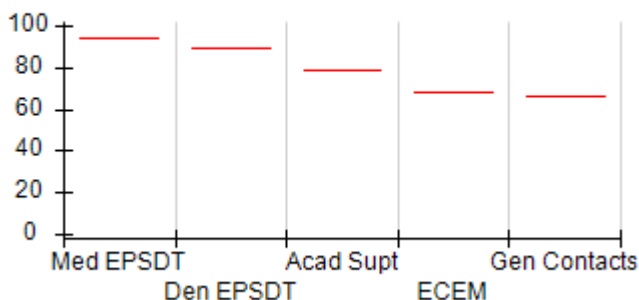
Safety Outcomes (%)




Permanency Outcomes (%)



Well-Being Outcomes (%)



Incentives Earned (Points)





DHS, DFCS, Office of Provider Management  
**Performance-Based Placement Measures**  
**RBWO Provider GA+SCORECARD - CCI**  
 Report Quarter: Q2 FY2019



<b>Provider/Program Name: Chestnut Manor - (581) - CCI</b>				
8673 Chestnut Ln., Lithia Springs, GA 30122		Quarterly Scores (Grades)		Current Quarter Score (Grade)
Phone: 678-823-0591		Q1: 61.20 (D-)	Q2: 75.14 (C)	<b>75.14%</b> <b>(C)</b>
Vendor ID# 35269		Q3: N/A	Q4: N/A	
Program Census Information:		# Children in Care During Quarter: 0	# Placements During Quarter: 0	# Children in Care On Last Day: 0
	Avg Performance All CCIs (%)	Provider Performance (%)*	Possible Points (Weight)	Provider Points Earned
<b>OPM Monitoring Reviews</b>				
Annual Comprehensive Reviews	86%	52%	25	13.11
Safety Reviews	91%	89%	15	13.38
<b>Monitoring Sub-Total</b>			<b>40</b>	<b>26.49</b>
<b>CCI Safety Outcomes</b>				
Incidence of Maltreatment	0.17%	Not Eligible		
Staff Training/Foundations	95%	86%	10	8.60
Staff Safety Checks	90%	100%	10	10.00
<b>Safety Sub-Total</b>			<b>20</b>	<b>18.60</b>
<b>CCI Permanency Outcomes</b>				
Placement Stability	89%	Not Eligible		
<b>Permanency Sub-Total</b>			<b>N/A</b>	
<b>CCI Well-Being Outcomes</b>				
EPSDT Medical Visits	94%	Not Eligible		
EPSDT Dental Visits	89%	Not Eligible		
Academic Supports	78%	Not Eligible		
Provider ECEM Visits	68%	Not Eligible		
Provider General Contacts	67%	Not Eligible		
Placements with Siblings	37%	Not Eligible	Not Scored	Not Scored
Placements within Legal County	15%	Not Eligible	Not Scored	Not Scored
<b>Well-Being Sub-Total</b>			<b>N/A</b>	

\*Performance calculation descriptions can be found in the FY 2019 RBWO PBP Measurements and Standards Guide.

<b>Monitoring &amp; Outcomes: Possible Points = 60</b>		<b>Points Earned = 45.09</b>	
<b>Score Before Incentives Credit</b>			<b>75.14%</b>
<b>Incentives Awarded</b>			<b>0.00 pts</b>
<b>PBP Verification</b>			<b>N/A pts</b>
<b>Total Score</b>			<b>75.14%</b>



**DHS, DFCS, Office of Provider Management**  
**Performance-Based Placement Measures**  
**RBWO Provider GA+SCORECARD - CCI**  
**Report Quarter: Q2 FY2019**



**Provider/Program Name: Chestnut Manor - (581) - CCI**

Program Census Information:		# Children in Care During Quarter: 0	# Placements During Quarter: 0	# Children in Care On Last Day: 0
CCI Incentive Credits	Avg Performance All CCIs (Points)	Provider Performance (%)*	Possible Points (Weight)	Provider Points Earned
Early EPSDT Medical Visits		Not Eligible	2	
Early EPSDT Dental Visits		Not Eligible	2	
Permanency Contacts		None Planned	5	
Additional Academic Supports		Not Eligible	2	
HS Grad/GED/Prof or Trade Certificate/College		N/A	10/5/5/1	
EYSS Agreement		Not Eligible	5	
Community Connections		Not Eligible	4	
Active Agency Accreditation		0%	4	0.00
Staff Clinical Licensure		0%	5	0.00
Behavior Management (threshold = 0)		0%	4	
<b>Incentives Total</b>	<b>8.28</b>			<b>0.00</b>
Maximum total combined incentive credit allowed is 10 points.			<b>Incentives Awarded</b>	<b>0.00</b>

\*Performance calculation descriptions can be found in the FY 2019 RBWO PBP Measurements and Standards Guide.

**Child Protective Services Investigations and Dispositions**

The following investigations data, which is not used for scoring but is considered significant to a provider's performance, is from Georgia SHINES and is not considered final or complete until the end of the fiscal year.

Total Reports:	0
Number Screened In:	0
Number Screened Out:	0
Number Substantiated:	0
Number Unsubstantiated:	0
Number Active CPS Investigations:	0





DHS, DFCS, Office of Provider Management  
**Performance-Based Placement Measures**  
**RBWO Provider GA+SCORECARD - CCI**  
Report Quarter: Q2 FY2019



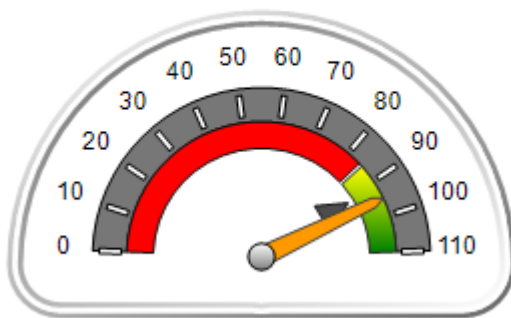
**Provider/Program Name: CHRIS 180 Inc. - Dekalb (597) - CCI**

2914 Cocklebur Trail, Decatur, GA 30030	Quarterly Scores (Grades)		Current Quarter Score (Grade)
Phone: (404) 284-0109	Q1: 91.35 (A-)	Q2: 95.20 (A)	<b>95.20%</b> <b>(A)</b>
Vendor ID# 35278	Q3: N/A	Q4: N/A	
Program Census Information:	# Children in Care During Quarter: 7	# Placements During Quarter: 7	# Children in Care On Last Day: 4

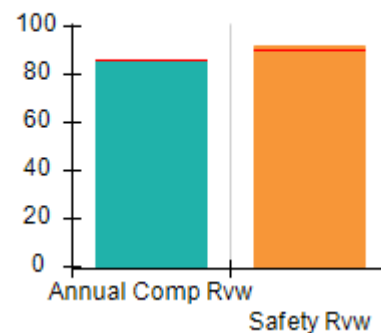
**Quarterly Provider Comparisons to All CCIs**

▼ — indicates average for all CCIs

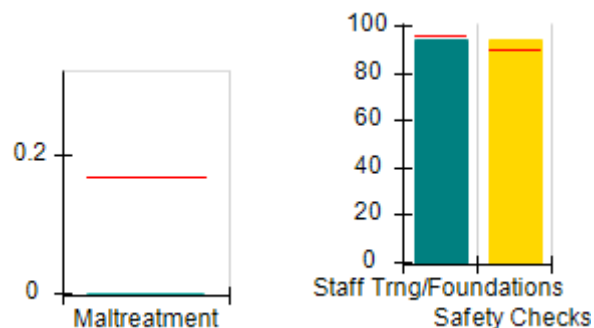
Overall Score (%)



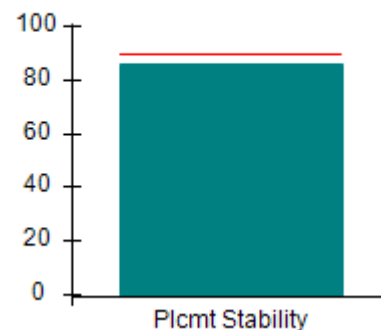
OPM Monitoring Reviews (%)



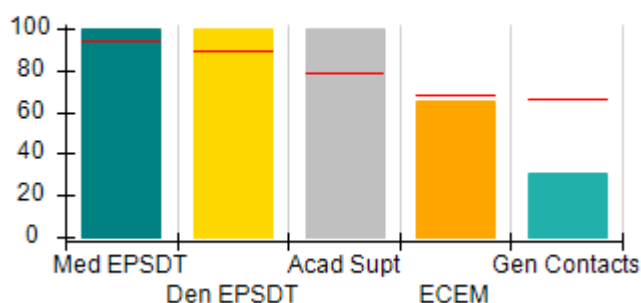
Safety Outcomes (%)



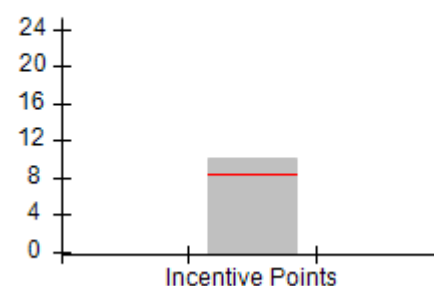
Permanency Outcomes (%)



Well-Being Outcomes (%)



Incentives Earned (Points)





DHS, DFCS, Office of Provider Management  
**Performance-Based Placement Measures**  
**RBWO Provider GA+SCORECARD - CCI**  
 Report Quarter: Q2 FY2019



<b>Provider/Program Name: CHRIS 180 Inc. - Dekalb (597) - CCI</b>				
<b>2914 Cocklebur Trail, Decatur, GA 30030</b>		<b>Quarterly Scores (Grades)</b>		<b>Current Quarter Score (Grade)</b>
<b>Phone: (404) 284-0109</b>		<b>Q1: 91.35 (A-)</b>	<b>Q2: 95.20 (A)</b>	<b>95.20% (A)</b>
<b>Vendor ID# 35278</b>		<b>Q3: N/A</b>	<b>Q4: N/A</b>	
Program Census Information:		# Children in Care During Quarter: 7	# Placements During Quarter: 7	# Children in Care On Last Day: 4
	<b>Avg Performance All CCIs (%)</b>	<b>Provider Performance (%)*</b>	<b>Possible Points (Weight)</b>	<b>Provider Points Earned</b>
<b>OPM Monitoring Reviews</b>				
Annual Comprehensive Reviews	86%	86%	25	21.41
Safety Reviews	91%	92%	15	13.77
<b>Monitoring Sub-Total</b>			<b>40</b>	<b>35.18</b>
<b>CCI Safety Outcomes</b>				
Incidence of Maltreatment	0.17%	No Substantiated Reports	10	10.00
Staff Training/Foundations	95%	94%	5	4.70
Staff Safety Checks	90%	94%	5	4.70
<b>Safety Sub-Total</b>			<b>20</b>	<b>19.40</b>
<b>CCI Permanency Outcomes</b>				
Placement Stability	89%	86%	15	12.90
<b>Permanency Sub-Total</b>			<b>15</b>	<b>12.90</b>
<b>CCI Well-Being Outcomes</b>				
EPSDT Medical Visits	94%	100%	4	4.00
EPSDT Dental Visits	89%	100%	4	4.00
Academic Supports	78%	100%	3	3.00
Provider ECEM Visits	68%	65%	7	4.55
Provider General Contacts	67%	31%	7	2.17
Placements with Siblings	37%	Not Eligible	Not Scored	Not Scored
Placements within Legal County	15%	0%	Not Scored	Not Scored
<b>Well-Being Sub-Total</b>			<b>25</b>	<b>17.72</b>
*Performance calculation descriptions can be found in the FY 2019 RBWO PBP Measurements and Standards Guide.				

<b>Monitoring &amp; Outcomes: Possible Points = 100</b>		<b>Points Earned = 85.20</b>	
<b>Score Before Incentives Credit</b>			<b>85.20%</b>
<b>Incentives Awarded</b>			<b>10.00 pts</b>
<b>PBP Verification</b>			<b>N/A pts</b>
<b>Total Score</b>			<b>95.20%</b>



DHS, DFCS, Office of Provider Management  
**Performance-Based Placement Measures**  
**RBWO Provider GA+SCORECARD - CCI**  
Report Quarter: Q2 FY2019



**Provider/Program Name: CHRIS 180 Inc. - Dekalb (597) - CCI**

Program Census Information:		# Children in Care During Quarter: 7	# Placements During Quarter: 7	# Children in Care On Last Day: 4
CCI Incentive Credits	Avg Performance All CCIs (Points)	Provider Performance (%)*	Possible Points (Weight)	Provider Points Earned
Early EPSDT Medical Visits		100%	2	2.00
Early EPSDT Dental Visits		100%	2	2.00
Permanency Contacts		None Planned	5	
Additional Academic Supports		0%	2	0.00
HS Grad/GED/Prof or Trade Certificate/College		N/A	10/5/5/1	
EYSS Agreement		Not Eligible	5	
Community Connections		0%	4	0.00
Active Agency Accreditation		50%	4	2.00
Staff Clinical Licensure		0%	5	0.00
Behavior Management (threshold = 0)		100%	4	4.00
<b>Incentives Total</b>	<b>8.28</b>			<b>10.00</b>
Maximum total combined incentive credit allowed is 10 points.			<b>Incentives Awarded</b>	<b>10.00</b>

\*Performance calculation descriptions can be found in the FY 2019 RBWO PBP Measurements and Standards Guide.

**Child Protective Services Investigations and Dispositions**

The following investigations data, which is not used for scoring but is considered significant to a provider's performance, is from Georgia SHINES and is not considered final or complete until the end of the fiscal year.

Total Reports:	0
Number Screened In:	0
Number Screened Out:	0
Number Substantiated:	0
Number Unsubstantiated:	0
Number Active CPS Investigations:	0



**DHS, DFCS, Office of Provider Management**  
**Performance-Based Placement Measures**  
**RBWO Provider GA+SCORECARD - CCI**  
**Report Quarter: Q2 FY2019**



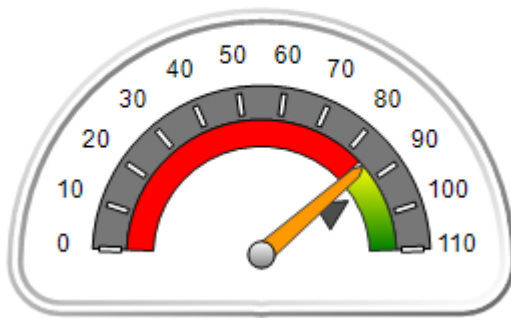
**Provider/Program Name: CHRIS 180 Inc. - Douglas (598) - CCI**

<b>3819 Chattahoochee Dr., Douglasville, GA 30135</b>	<b>Quarterly Scores (Grades)</b>		<b>Current Quarter Score (Grade)</b>
<b>Phone: 770-942-1540</b>	<b>Q1: 84.33 (B)</b>	<b>Q2: 85.67 (B)</b>	<b>85.67% (B)</b>
<b>Vendor ID# 35277</b>	<b>Q3: N/A</b>	<b>Q4: N/A</b>	
Program Census Information:	# Children in Care During Quarter: 7	# Placements During Quarter: 7	# Children in Care On Last Day: 6

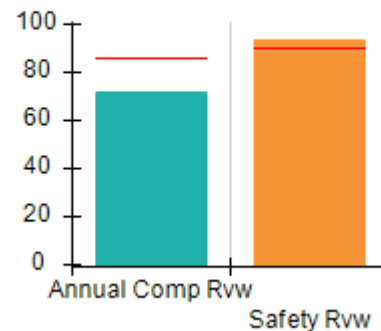
**Quarterly Provider Comparisons to All CCIs**

▼ — indicates average for all CCIs

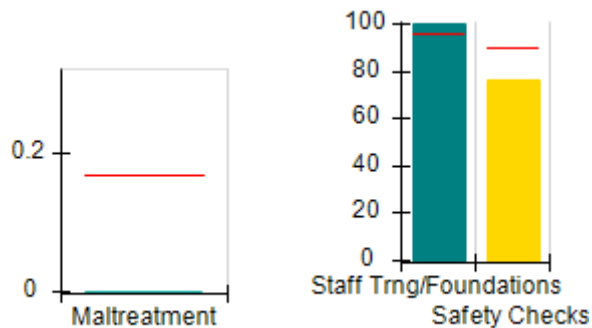
**Overall Score (%)**



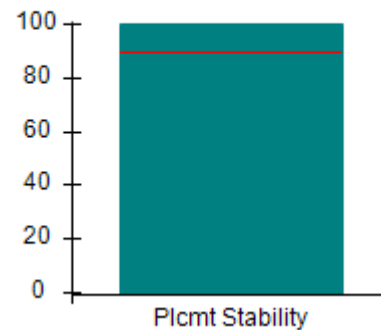
**OPM Monitoring Reviews (%)**



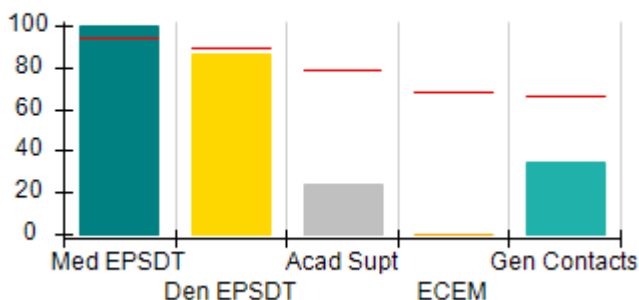
**Safety Outcomes (%)**



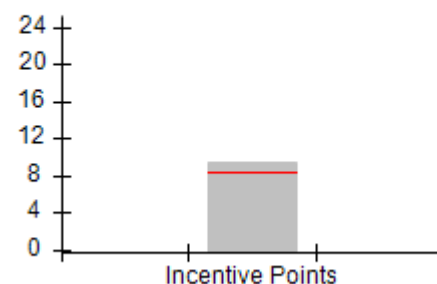
**Permanency Outcomes (%)**



**Well-Being Outcomes (%)**



**Incentives Earned (Points)**





DHS, DFCS, Office of Provider Management  
**Performance-Based Placement Measures**  
**RBWO Provider GA+SCORECARD - CCI**  
 Report Quarter: Q2 FY2019



<b>Provider/Program Name: CHRIS 180 Inc. - Douglas (598) - CCI</b>				
<b>3819 Chattahoochee Dr., Douglasville, GA 30135</b>		<b>Quarterly Scores (Grades)</b>		<b>Current Quarter Score (Grade)</b>
<b>Phone: 770-942-1540</b>		<b>Q1: 84.33 (B)</b>	<b>Q2: 85.67 (B)</b>	<b>85.67% (B)</b>
<b>Vendor ID# 35277</b>		<b>Q3: N/A</b>	<b>Q4: N/A</b>	
Program Census Information:		# Children in Care During Quarter: 7	# Placements During Quarter: 7	# Children in Care On Last Day: 6
	<b>Avg Performance All CCIs (%)</b>	<b>Provider Performance (%)*</b>	<b>Possible Points (Weight)</b>	<b>Provider Points Earned</b>
<b>OPM Monitoring Reviews</b>				
Annual Comprehensive Reviews	86%	72%	25	17.94
Safety Reviews	91%	93%	15	13.98
<b>Monitoring Sub-Total</b>			<b>40</b>	<b>31.92</b>
<b>CCI Safety Outcomes</b>				
Incidence of Maltreatment	0.17%	No Substantiated Reports	10	10.00
Staff Training/Foundations	95%	100%	5	5.00
Staff Safety Checks	90%	76%	5	3.80
<b>Safety Sub-Total</b>			<b>20</b>	<b>18.80</b>
<b>CCI Permanency Outcomes</b>				
Placement Stability	89%	100%	15	15.00
<b>Permanency Sub-Total</b>			<b>15</b>	<b>15.00</b>
<b>CCI Well-Being Outcomes</b>				
EPSDT Medical Visits	94%	100%	4	4.00
EPSDT Dental Visits	89%	86%	4	3.44
Academic Supports	78%	24%	3	0.72
Provider ECEM Visits	68%	0%	7	0.00
Provider General Contacts	67%	35%	7	2.45
Placements with Siblings	37%	0%	Not Scored	Not Scored
Placements within Legal County	15%	0%	Not Scored	Not Scored
<b>Well-Being Sub-Total</b>			<b>25</b>	<b>10.61</b>
*Performance calculation descriptions can be found in the FY 2019 RBWO PBP Measurements and Standards Guide.				

<b>Monitoring &amp; Outcomes: Possible Points = 100</b>		<b>Points Earned = 76.33</b>	
<b>Score Before Incentives Credit</b>			<b>76.33%</b>
<b>Incentives Awarded</b>			<b>9.34 pts</b>
<b>PBP Verification</b>			<b>N/A pts</b>
<b>Total Score</b>			<b>85.67%</b>



**DHS, DFCS, Office of Provider Management**  
**Performance-Based Placement Measures**  
**RBWO Provider GA+SCORECARD - CCI**  
**Report Quarter: Q2 FY2019**



**Provider/Program Name: CHRIS 180 Inc. - Douglas (598) - CCI**

Program Census Information:		# Children in Care During Quarter: 7	# Placements During Quarter: 7	# Children in Care On Last Day: 6
CCI Incentive Credits	Avg Performance All CCIs (Points)	Provider Performance (%)*	Possible Points (Weight)	Provider Points Earned
Early EPSDT Medical Visits		100%	2	2.00
Early EPSDT Dental Visits		67%	2	1.34
Permanency Contacts		0%	5	0.00
Additional Academic Supports		0%	2	0.00
HS Grad/GED/Prof or Trade Certificate/College		N/A	10/5/5/1	
EYSS Agreement		Not Eligible	5	
Community Connections		0%	4	0.00
Active Agency Accreditation		50%	4	2.00
Staff Clinical Licensure		0%	5	0.00
Behavior Management (threshold = 0)		100%	4	4.00
<b>Incentives Total</b>	<b>8.28</b>			<b>9.34</b>
Maximum total combined incentive credit allowed is 10 points.			<b>Incentives Awarded</b>	<b>9.34</b>

\*Performance calculation descriptions can be found in the FY 2019 RBWO PBP Measurements and Standards Guide.

**Child Protective Services Investigations and Dispositions**

The following investigations data, which is not used for scoring but is considered significant to a provider's performance, is from Georgia SHINES and is not considered final or complete until the end of the fiscal year.

Total Reports:	3
Number Screened In:	0
Number Screened Out:	3
Number Substantiated:	0
Number Unsubstantiated:	0
Number Active CPS Investigations:	0



DHS, DFCS, Office of Provider Management

## Performance-Based Placement Measures

### RBWO Provider GA+SCORECARD - CCI



Report Quarter: Q2 FY2019

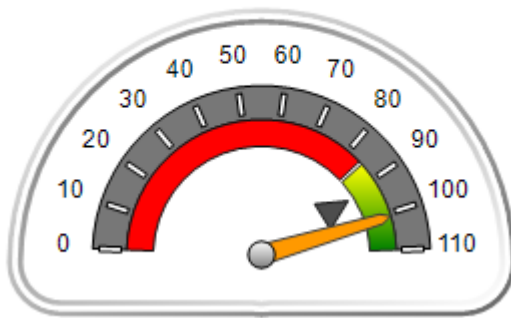
**Provider/Program Name: CHRIS 180 Inc. - Ellenwood (599) - CCI**

4489 Northwind Dr., Ellenwood, GA 30294	Quarterly Scores (Grades)		Current Quarter Score (Grade)
Phone: 404-212-5035	Q1: 99.34 (A+)	Q2: 100.95 (A+)	<b>100.95% (A+)</b>
Vendor ID# 35282	Q3: N/A	Q4: N/A	
Program Census Information:	# Children in Care During Quarter: 8	# Placements During Quarter: 8	# Children in Care On Last Day: 6

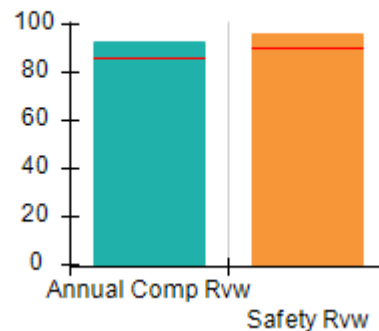
### Quarterly Provider Comparisons to All CCIs

▼ indicates average for all CCIs

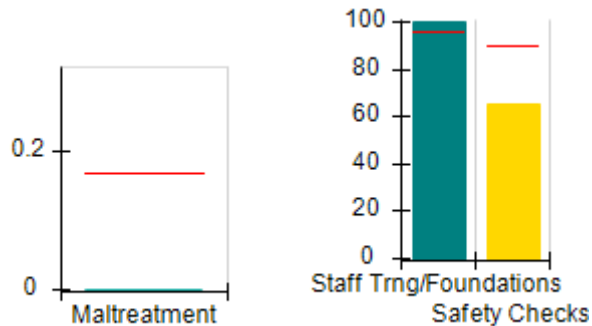
Overall Score (%)



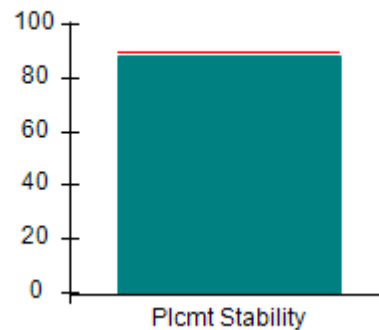
OPM Monitoring Reviews (%)



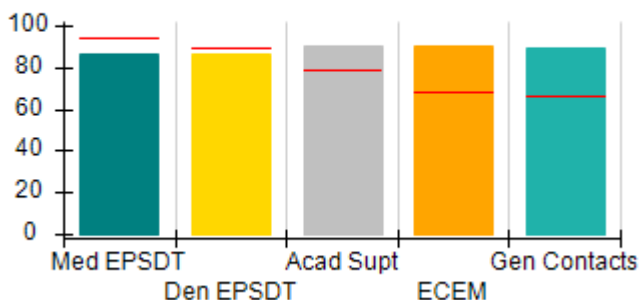
Safety Outcomes (%)



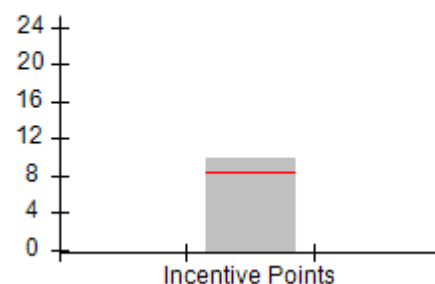
Permanency Outcomes (%)



Well-Being Outcomes (%)



Incentives Earned (Points)





DHS, DFCS, Office of Provider Management  
**Performance-Based Placement Measures**  
**RBWO Provider GA+SCORECARD - CCI**  
 Report Quarter: Q2 FY2019



<b>Provider/Program Name: CHRIS 180 Inc. - Ellenwood (599) - CCI</b>				
4489 Northwind Dr., Ellenwood, GA 30294		Quarterly Scores (Grades)		Current Quarter Score (Grade)
Phone: 404-212-5035		Q1: 99.34 (A+)	Q2: 100.95 (A+)	<b>100.95% (A+)</b>
Vendor ID# 35282		Q3: N/A	Q4: N/A	
Program Census Information:		# Children in Care During Quarter: 8	# Placements During Quarter: 8	# Children in Care On Last Day: 6
	Avg Performance All CCIs (%)	Provider Performance (%)*	Possible Points (Weight)	Provider Points Earned
<b>OPM Monitoring Reviews</b>				
Annual Comprehensive Reviews	86%	93%	25	23.16
Safety Reviews	91%	96%	15	14.37
<b>Monitoring Sub-Total</b>			<b>40</b>	<b>37.53</b>
<b>CCI Safety Outcomes</b>				
Incidence of Maltreatment	0.17%	No Substantiated Reports	10	10.00
Staff Training/Foundations	95%	100%	5	5.00
Staff Safety Checks	90%	65%	5	3.25
<b>Safety Sub-Total</b>			<b>20</b>	<b>18.25</b>
<b>CCI Permanency Outcomes</b>				
Placement Stability	89%	88%	15	13.20
<b>Permanency Sub-Total</b>			<b>15</b>	<b>13.20</b>
<b>CCI Well-Being Outcomes</b>				
EPSDT Medical Visits	94%	86%	4	3.44
EPSDT Dental Visits	89%	86%	4	3.44
Academic Supports	78%	90%	3	2.70
Provider ECEM Visits	68%	90%	7	6.30
Provider General Contacts	67%	89%	7	6.23
Placements with Siblings	37%	0%	Not Scored	Not Scored
Placements within Legal County	15%	50%	Not Scored	Not Scored
<b>Well-Being Sub-Total</b>			<b>25</b>	<b>22.11</b>
*Performance calculation descriptions can be found in the FY 2019 RBWO PBP Measurements and Standards Guide.				

<b>Monitoring &amp; Outcomes: Possible Points = 100</b>		<b>Points Earned = 91.09</b>	
<b>Score Before Incentives Credit</b>			<b>91.09%</b>
<b>Incentives Awarded</b>			<b>9.86 pts</b>
<b>PBP Verification</b>			<b>N/A pts</b>
<b>Total Score</b>			<b>100.95%</b>





**DHS, DFCS, Office of Provider Management**  
**Performance-Based Placement Measures**  
**RBWO Provider GA+SCORECARD - CCI**  
**Report Quarter: Q2 FY2019**



**Provider/Program Name: CHRIS 180 Inc. - Ellenwood (599) - CCI**

Program Census Information:		# Children in Care During Quarter: 8	# Placements During Quarter: 8	# Children in Care On Last Day: 6
CCI Incentive Credits	Avg Performance All CCIs (Points)	Provider Performance (%)*	Possible Points (Weight)	Provider Points Earned
Early EPSDT Medical Visits		50%	2	1.00
Early EPSDT Dental Visits		75%	2	1.50
Permanency Contacts		0%	5	0.00
Additional Academic Supports		68%	2	1.36
HS Grad/GED/Prof or Trade Certificate/College		N/A	10/5/5/1	
EYSS Agreement		Not Eligible	5	
Community Connections		0%	4	0.00
Active Agency Accreditation		50%	4	2.00
Staff Clinical Licensure		0%	5	0.00
Behavior Management (threshold = 0)		100%	4	4.00
<b>Incentives Total</b>	<b>8.28</b>			<b>9.86</b>
Maximum total combined incentive credit allowed is 10 points.			<b>Incentives Awarded</b>	<b>9.86</b>

\*Performance calculation descriptions can be found in the FY 2019 RBWO PBP Measurements and Standards Guide.

**Child Protective Services Investigations and Dispositions**

The following investigations data, which is not used for scoring but is considered significant to a provider's performance, is from Georgia SHINES and is not considered final or complete until the end of the fiscal year.

Total Reports:	0
Number Screened In:	0
Number Screened Out:	0
Number Substantiated:	0
Number Unsubstantiated:	0
Number Active CPS Investigations:	0



**DHS, DFCS, Office of Provider Management**  
**Performance-Based Placement Measures**  
**RBWO Provider GA+SCORECARD - CCI**  
**Report Quarter: Q2 FY2019**



<b>Provider/Program Name: CHRIS 180 Inc. - Fulton (601) - CCI</b>			
<b>3686 Calmer Circle, East Point, GA 30344</b>	<b>Quarterly Scores (Grades)</b>		<b>Current Quarter Score (Grade)</b>
<b>Phone: (404) 768-4527</b>	<b>Q1: 87.86 (B+)</b>	<b>Q2: 90.28 (A-)</b>	<b>90.28% (A-)</b>
<b>Vendor ID# 35281</b>	<b>Q3: N/A</b>	<b>Q4: N/A</b>	
Program Census Information:	# Children in Care During Quarter: 8	# Placements During Quarter: 8	# Children in Care On Last Day: 5
<b>Quarterly Provider Comparisons to All CCIs</b>			

▼ — indicates average for all CCIs





DHS, DFCS, Office of Provider Management  
**Performance-Based Placement Measures**  
**RBWO Provider GA+SCORECARD - CCI**  
 Report Quarter: Q2 FY2019



<b>Provider/Program Name: CHRIS 180 Inc. - Fulton (601) - CCI</b>				
<b>3686 Calmer Circle, East Point, GA 30344</b>		<b>Quarterly Scores (Grades)</b>		<b>Current Quarter Score (Grade)</b>
<b>Phone: (404) 768-4527</b>		<b>Q1: 87.86 (B+)</b>	<b>Q2: 90.28 (A-)</b>	<b>90.28% (A-)</b>
<b>Vendor ID# 35281</b>		<b>Q3: N/A</b>	<b>Q4: N/A</b>	
Program Census Information:		# Children in Care During Quarter: 8	# Placements During Quarter: 8	# Children in Care On Last Day: 5
	<b>Avg Performance All CCIs (%)</b>	<b>Provider Performance (%)*</b>	<b>Possible Points (Weight)</b>	<b>Provider Points Earned</b>
<b>OPM Monitoring Reviews</b>				
Annual Comprehensive Reviews	86%	80%	25	19.96
Safety Reviews	91%	98%	15	14.63
<b>Monitoring Sub-Total</b>			<b>40</b>	<b>34.59</b>
<b>CCI Safety Outcomes</b>				
Incidence of Maltreatment	0.17%	No Substantiated Reports	10	10.00
Staff Training/Foundations	95%	93%	5	4.65
Staff Safety Checks	90%	87%	5	4.35
<b>Safety Sub-Total</b>			<b>20</b>	<b>19.00</b>
<b>CCI Permanency Outcomes</b>				
Placement Stability	89%	100%	15	15.00
<b>Permanency Sub-Total</b>			<b>15</b>	<b>15.00</b>
<b>CCI Well-Being Outcomes</b>				
EPSDT Medical Visits	94%	100%	4	4.00
EPSDT Dental Visits	89%	100%	4	4.00
Academic Supports	78%	100%	3	3.00
Provider ECEM Visits	68%	0%	7	0.00
Provider General Contacts	67%	27%	7	1.89
Placements with Siblings	37%	100%	Not Scored	Not Scored
Placements within Legal County	15%	0%	Not Scored	Not Scored
<b>Well-Being Sub-Total</b>			<b>25</b>	<b>12.89</b>
*Performance calculation descriptions can be found in the FY 2019 RBWO PBP Measurements and Standards Guide.				

<b>Monitoring &amp; Outcomes: Possible Points = 100</b>		<b>Points Earned = 81.48</b>	
<b>Score Before Incentives Credit</b>			<b>81.48%</b>
<b>Incentives Awarded</b>			<b>8.80 pts</b>
<b>PBP Verification</b>			<b>N/A pts</b>
<b>Total Score</b>			<b>90.28%</b>



DHS, DFCS, Office of Provider Management  
**Performance-Based Placement Measures**  
**RBWO Provider GA+SCORECARD - CCI**  
Report Quarter: Q2 FY2019



**Provider/Program Name: CHRIS 180 Inc. - Fulton (601) - CCI**

Program Census Information:		# Children in Care During Quarter: 8	# Placements During Quarter: 8	# Children in Care On Last Day: 5
CCI Incentive Credits	Avg Performance All CCIs (Points)	Provider Performance (%)*	Possible Points (Weight)	Provider Points Earned
Early EPSDT Medical Visits		Not Eligible	2	
Early EPSDT Dental Visits		100%	2	2.00
Permanency Contacts		0%	5	0.00
Additional Academic Supports		40%	2	0.80
HS Grad/GED/Prof or Trade Certificate/College		N/A	10/5/5/1	
EYSS Agreement		Not Eligible	5	
Community Connections		0%	4	0.00
Active Agency Accreditation		50%	4	2.00
Staff Clinical Licensure		0%	5	0.00
Behavior Management (threshold = 0)		100%	4	4.00
<b>Incentives Total</b>	<b>8.28</b>			<b>8.80</b>
Maximum total combined incentive credit allowed is 10 points.			<b>Incentives Awarded</b>	<b>8.80</b>

\*Performance calculation descriptions can be found in the FY 2019 RBWO PBP Measurements and Standards Guide.

**Child Protective Services Investigations and Dispositions**

The following investigations data, which is not used for scoring but is considered significant to a provider's performance, is from Georgia SHINES and is not considered final or complete until the end of the fiscal year.

Total Reports:	0
Number Screened In:	0
Number Screened Out:	0
Number Substantiated:	0
Number Unsubstantiated:	0
Number Active CPS Investigations:	0



**DHS, DFCS, Office of Provider Management**  
**Performance-Based Placement Measures**  
**RBWO Provider GA+SCORECARD - CCI**  
**Report Quarter: Q2 FY2019**



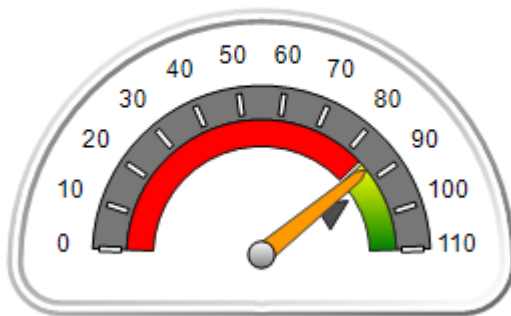
**Provider/Program Name: CHRIS 180 Inc. - Gwinnett (602) - CCI**

2552 Poplar St., Snellville, GA 30278	Quarterly Scores (Grades)		Current Quarter Score (Grade)
Phone: 770-978-3549	Q1: 103.57 (A+)	Q2: 86.82 (B)	<b>86.82%</b> <b>(B)</b>
Vendor ID# 35280	Q3: N/A	Q4: N/A	
Program Census Information:	# Children in Care During Quarter: 7	# Placements During Quarter: 7	# Children in Care On Last Day: 6

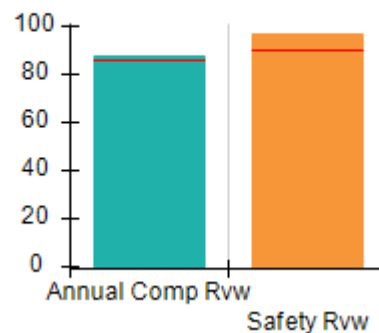
**Quarterly Provider Comparisons to All CCIs**

▼ — indicates average for all CCIs

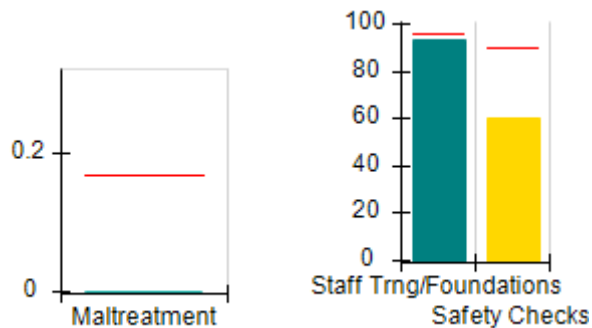
Overall Score (%)



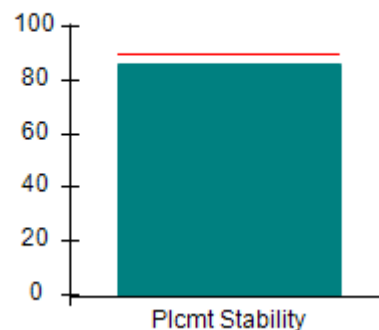
OPM Monitoring Reviews (%)



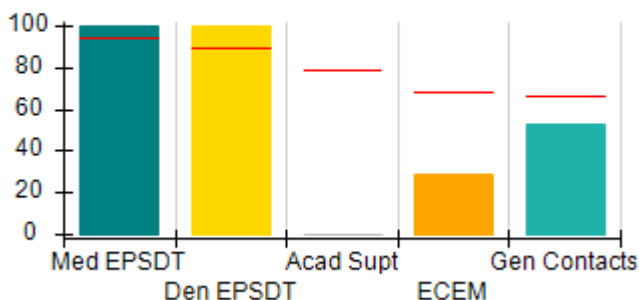
Safety Outcomes (%)



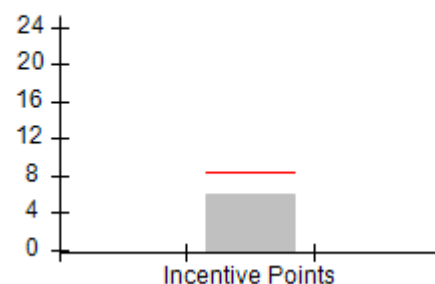
Permanency Outcomes (%)



Well-Being Outcomes (%)



Incentives Earned (Points)





DHS, DFCS, Office of Provider Management  
**Performance-Based Placement Measures**  
**RBWO Provider GA+SCORECARD - CCI**  
 Report Quarter: Q2 FY2019



Provider/Program Name: CHRIS 180 Inc. - Gwinnett (602) - CCI				
2552 Poplar St., Snellville, GA 30278		Quarterly Scores (Grades)		Current Quarter Score (Grade)
Phone: 770-978-3549		Q1: 103.57 (A+)	Q2: 86.82 (B)	<b>86.82%</b> <b>(B)</b>
Vendor ID# 35280		Q3: N/A	Q4: N/A	
Program Census Information:		# Children in Care During Quarter: 7	# Placements During Quarter: 7	# Children in Care On Last Day: 6
	Avg Performance All CCIs (%)	Provider Performance (%)*	Possible Points (Weight)	Provider Points Earned
<b>OPM Monitoring Reviews</b>				
Annual Comprehensive Reviews	86%	88%	25	22.00
Safety Reviews	91%	97%	15	14.53
<b>Monitoring Sub-Total</b>			<b>40</b>	<b>36.53</b>
<b>CCI Safety Outcomes</b>				
Incidence of Maltreatment	0.17%	No Substantiated Reports	10	10.00
Staff Training/Foundations	95%	93%	5	4.65
Staff Safety Checks	90%	60%	5	3.00
<b>Safety Sub-Total</b>			<b>20</b>	<b>17.65</b>
<b>CCI Permanency Outcomes</b>				
Placement Stability	89%	86%	15	12.90
<b>Permanency Sub-Total</b>			<b>15</b>	<b>12.90</b>
<b>CCI Well-Being Outcomes</b>				
EPSDT Medical Visits	94%	100%	4	4.00
EPSDT Dental Visits	89%	100%	4	4.00
Academic Supports	78%	0%	3	0.00
Provider ECEM Visits	68%	29%	7	2.03
Provider General Contacts	67%	53%	7	3.71
Placements with Siblings	37%	0%	Not Scored	Not Scored
Placements within Legal County	15%	0%	Not Scored	Not Scored
<b>Well-Being Sub-Total</b>			<b>25</b>	<b>13.74</b>
*Performance calculation descriptions can be found in the FY 2019 RBWO PBP Measurements and Standards Guide.				

Monitoring & Outcomes: Possible Points = 100		Points Earned = 80.82	
Score Before Incentives Credit		80.82%	
Incentives Awarded		6.00 pts	
PBP Verification		N/A pts	
Total Score		86.82%	



**DHS, DFCS, Office of Provider Management**  
**Performance-Based Placement Measures**  
**RBWO Provider GA+SCORECARD - CCI**  
**Report Quarter: Q2 FY2019**



**Provider/Program Name: CHRIS 180 Inc. - Gwinnett (602) - CCI**

Program Census Information:		# Children in Care During Quarter: 7	# Placements During Quarter: 7	# Children in Care On Last Day: 6
CCI Incentive Credits	Avg Performance All CCIs (Points)	Provider Performance (%)*	Possible Points (Weight)	Provider Points Earned
Early EPSDT Medical Visits		Not Eligible	2	
Early EPSDT Dental Visits		Not Eligible	2	
Permanency Contacts		0%	5	0.00
Additional Academic Supports		0%	2	0.00
HS Grad/GED/Prof or Trade Certificate/College		N/A	10/5/5/1	
EYSS Agreement		Not Eligible	5	
Community Connections		0%	4	0.00
Active Agency Accreditation		50%	4	2.00
Staff Clinical Licensure		0%	5	0.00
Behavior Management (threshold = 0)		100%	4	4.00
<b>Incentives Total</b>	<b>8.28</b>			<b>6.00</b>
Maximum total combined incentive credit allowed is 10 points.			<b>Incentives Awarded</b>	<b>6.00</b>

\*Performance calculation descriptions can be found in the FY 2019 RBWO PBP Measurements and Standards Guide.

**Child Protective Services Investigations and Dispositions**

The following investigations data, which is not used for scoring but is considered significant to a provider's performance, is from Georgia SHINES and is not considered final or complete until the end of the fiscal year.

Total Reports:	3
Number Screened In:	0
Number Screened Out:	3
Number Substantiated:	0
Number Unsubstantiated:	0
Number Active CPS Investigations:	0



**DHS, DFCS, Office of Provider Management**  
**Performance-Based Placement Measures**  
**RBWO Provider GA+SCORECARD - CCI**  
**Report Quarter: Q2 FY2019**



Provider/Program Name: CHRIS 180 Inc. - Rock Shadow (617) - CCI			
568 Rock Shadow Ct., Stone Mountain, GA 30087	Quarterly Scores (Grades)		Current Quarter Score (Grade)
Phone: (404) 498-2002	Q1: 89.67 (B+)	Q2: 93.08 (A-)	<b>93.08%</b> <b>(A-)</b>
Vendor ID# 53058	Q3: N/A	Q4: N/A	
Program Census Information:	# Children in Care During Quarter: 9	# Placements During Quarter: 9	# Children in Care On Last Day: 6
Quarterly Provider Comparisons to All CCIs			

▼ — indicates average for all CCIs







DHS, DFCS, Office of Provider Management  
**Performance-Based Placement Measures**  
**RBWO Provider GA+SCORECARD - CCI**  
 Report Quarter: Q2 FY2019



<b>Provider/Program Name: CHRIS 180 Inc. - Rock Shadow (617) - CCI</b>				
<b>568 Rock Shadow Ct., Stone Mountain, GA 30087</b>		<b>Quarterly Scores (Grades)</b>		<b>Current Quarter Score (Grade)</b>
<b>Phone: (404) 498-2002</b>		<b>Q1: 89.67 (B+)</b>	<b>Q2: 93.08 (A-)</b>	<b>93.08%</b> <b>(A-)</b>
<b>Vendor ID# 53058</b>		<b>Q3: N/A</b>	<b>Q4: N/A</b>	
Program Census Information:		# Children in Care During Quarter: 9	# Placements During Quarter: 9	# Children in Care On Last Day: 6
	<b>Avg Performance All CCIs (%)</b>	<b>Provider Performance (%)*</b>	<b>Possible Points (Weight)</b>	<b>Provider Points Earned</b>
<b>OPM Monitoring Reviews</b>				
Annual Comprehensive Reviews	86%	76%	25	18.92
Safety Reviews	91%	92%	15	13.78
<b>Monitoring Sub-Total</b>			<b>40</b>	<b>32.70</b>
<b>CCI Safety Outcomes</b>				
Incidence of Maltreatment	0.17%	No Substantiated Reports	10	10.00
Staff Training/Foundations	95%	85%	5	4.25
Staff Safety Checks	90%	46%	5	2.30
<b>Safety Sub-Total</b>			<b>20</b>	<b>16.55</b>
<b>CCI Permanency Outcomes</b>				
Placement Stability	89%	100%	15	15.00
<b>Permanency Sub-Total</b>			<b>15</b>	<b>15.00</b>
<b>CCI Well-Being Outcomes</b>				
EPSDT Medical Visits	94%	100%	4	4.00
EPSDT Dental Visits	89%	100%	4	4.00
Academic Supports	78%	67%	3	2.01
Provider ECEM Visits	68%	33%	7	2.31
Provider General Contacts	67%	93%	7	6.51
Placements with Siblings	37%	0%	Not Scored	Not Scored
Placements within Legal County	15%	33%	Not Scored	Not Scored
<b>Well-Being Sub-Total</b>			<b>25</b>	<b>18.83</b>
*Performance calculation descriptions can be found in the FY 2019 RBWO PBP Measurements and Standards Guide.				

<b>Monitoring &amp; Outcomes: Possible Points = 100</b>		<b>Points Earned = 83.08</b>	
<b>Score Before Incentives Credit</b>			<b>83.08%</b>
<b>Incentives Awarded</b>			<b>10.00 pts</b>
<b>PBP Verification</b>			<b>N/A pts</b>
<b>Total Score</b>			<b>93.08%</b>



**DHS, DFCS, Office of Provider Management**  
**Performance-Based Placement Measures**  
**RBWO Provider GA+SCORECARD - CCI**  
**Report Quarter: Q2 FY2019**



**Provider/Program Name: CHRIS 180 Inc. - Rock Shadow (617) - CCI**

Program Census Information:		# Children in Care During Quarter: 9	# Placements During Quarter: 9	# Children in Care On Last Day: 6
CCI Incentive Credits	Avg Performance All CCIs (Points)	Provider Performance (%)*	Possible Points (Weight)	Provider Points Earned
Early EPSDT Medical Visits		100%	2	2.00
Early EPSDT Dental Visits		100%	2	2.00
Permanency Contacts		0%	5	0.00
Additional Academic Supports		7%	2	0.14
HS Grad/GED/Prof or Trade Certificate/College		N/A	10/5/5/1	
EYSS Agreement		Not Eligible	5	
Community Connections		25%	4	1.00
Active Agency Accreditation		50%	4	2.00
Staff Clinical Licensure		0%	5	0.00
Behavior Management (threshold = 0)		100%	4	4.00
<b>Incentives Total</b>	<b>8.28</b>			<b>11.14</b>
Maximum total combined incentive credit allowed is 10 points.			<b>Incentives Awarded</b>	<b>10.00</b>

\*Performance calculation descriptions can be found in the FY 2019 RBWO PBP Measurements and Standards Guide.

**Child Protective Services Investigations and Dispositions**

The following investigations data, which is not used for scoring but is considered significant to a provider's performance, is from Georgia SHINES and is not considered final or complete until the end of the fiscal year.

Total Reports:	1
Number Screened In:	0
Number Screened Out:	1
Number Substantiated:	0
Number Unsubstantiated:	0
Number Active CPS Investigations:	0



**DHS, DFCS, Office of Provider Management**  
**Performance-Based Placement Measures**  
**RBWO Provider GA+SCORECARD - CCI**  
**Report Quarter: Q2 FY2019**



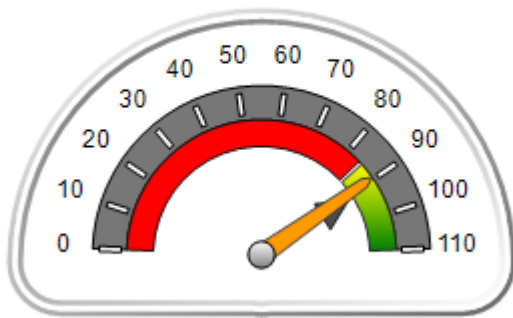
**Provider/Program Name: CHRIS 180 Inc. - Sherwood (604) - CCI**

<b>569 Sherwood Greens, Stone Mountain, GA 30087</b>	<b>Quarterly Scores (Grades)</b>		<b>Current Quarter Score (Grade)</b>
<b>Phone: (770) 879-7319</b>	<b>Q1: 91.85 (A-)</b>	<b>Q2: 89.46 (B+)</b>	<b>89.46%</b> <b>(B+)</b>
<b>Vendor ID# 53060</b>	<b>Q3: N/A</b>	<b>Q4: N/A</b>	
<b>Program Census Information:</b>	<b># Children in Care During Quarter: 9</b>	<b># Placements During Quarter: 9</b>	<b># Children in Care On Last Day: 6</b>

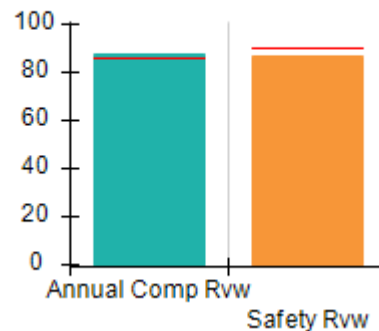
**Quarterly Provider Comparisons to All CCIs**

▼ — indicates average for all CCIs

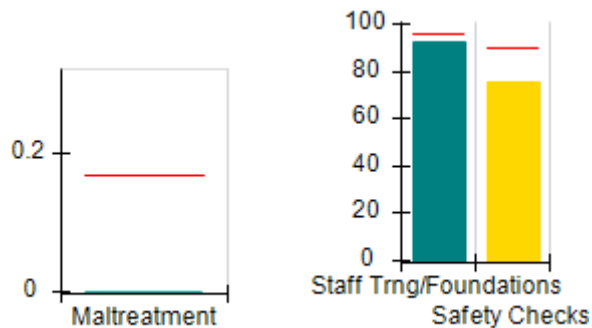
**Overall Score (%)**



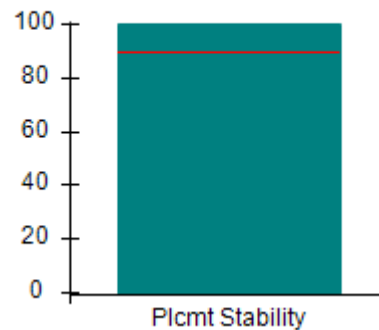
**OPM Monitoring Reviews (%)**



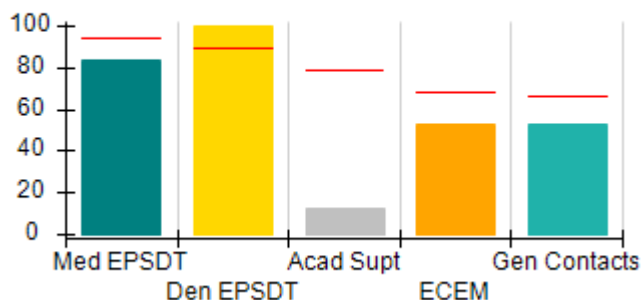
**Safety Outcomes (%)**



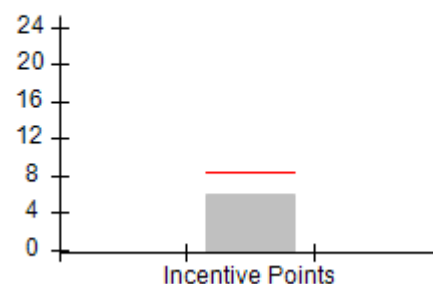
**Permanency Outcomes (%)**



**Well-Being Outcomes (%)**



**Incentives Earned (Points)**





DHS, DFCS, Office of Provider Management  
**Performance-Based Placement Measures**  
**RBWO Provider GA+SCORECARD - CCI**  
 Report Quarter: Q2 FY2019



<b>Provider/Program Name: CHRIS 180 Inc. - Sherwood (604) - CCI</b>				
<b>569 Sherwood Greens, Stone Mountain, GA 30087</b>		<b>Quarterly Scores (Grades)</b>		<b>Current Quarter Score (Grade)</b>
<b>Phone: (770) 879-7319</b>		<b>Q1: 91.85 (A-)</b>	<b>Q2: 89.46 (B+)</b>	<b>89.46% (B+)</b>
<b>Vendor ID# 53060</b>		<b>Q3: N/A</b>	<b>Q4: N/A</b>	
Program Census Information:		# Children in Care During Quarter: 9	# Placements During Quarter: 9	# Children in Care On Last Day: 6
	<b>Avg Performance All CCIs (%)</b>	<b>Provider Performance (%)*</b>	<b>Possible Points (Weight)</b>	<b>Provider Points Earned</b>
<b>OPM Monitoring Reviews</b>				
Annual Comprehensive Reviews	86%	88%	25	21.90
Safety Reviews	91%	87%	15	13.08
<b>Monitoring Sub-Total</b>			<b>40</b>	<b>34.98</b>
<b>CCI Safety Outcomes</b>				
Incidence of Maltreatment	0.17%	No Substantiated Reports	10	10.00
Staff Training/Foundations	95%	92%	5	4.60
Staff Safety Checks	90%	75%	5	3.75
<b>Safety Sub-Total</b>			<b>20</b>	<b>18.35</b>
<b>CCI Permanency Outcomes</b>				
Placement Stability	89%	100%	15	15.00
<b>Permanency Sub-Total</b>			<b>15</b>	<b>15.00</b>
<b>CCI Well-Being Outcomes</b>				
EPSDT Medical Visits	94%	83%	4	3.32
EPSDT Dental Visits	89%	100%	4	4.00
Academic Supports	78%	13%	3	0.39
Provider ECEM Visits	68%	53%	7	3.71
Provider General Contacts	67%	53%	7	3.71
Placements with Siblings	37%	100%	Not Scored	Not Scored
Placements within Legal County	15%	0%	Not Scored	Not Scored
<b>Well-Being Sub-Total</b>			<b>25</b>	<b>15.13</b>
*Performance calculation descriptions can be found in the FY 2019 RBWO PBP Measurements and Standards Guide.				

<b>Monitoring &amp; Outcomes: Possible Points = 100</b>		<b>Points Earned = 83.46</b>	
<b>Score Before Incentives Credit</b>			<b>83.46%</b>
<b>Incentives Awarded</b>			<b>6.00 pts</b>
<b>PBP Verification</b>			<b>N/A pts</b>
<b>Total Score</b>			<b>89.46%</b>



**DHS, DFCS, Office of Provider Management**  
**Performance-Based Placement Measures**  
**RBWO Provider GA+SCORECARD - CCI**  
**Report Quarter: Q2 FY2019**



**Provider/Program Name: CHRIS 180 Inc. - Sherwood (604) - CCI**

Program Census Information:		# Children in Care During Quarter: 9	# Placements During Quarter: 9	# Children in Care On Last Day: 6
CCI Incentive Credits	Avg Performance All CCIs (Points)	Provider Performance (%)*	Possible Points (Weight)	Provider Points Earned
Early EPSDT Medical Visits		0%	2	0.00
Early EPSDT Dental Visits		Not Eligible	2	
Permanency Contacts		0%	5	0.00
Additional Academic Supports		0%	2	0.00
HS Grad/GED/Prof or Trade Certificate/College		N/A	10/5/5/1	
EYSS Agreement		Not Eligible	5	
Community Connections		0%	4	0.00
Active Agency Accreditation		50%	4	2.00
Staff Clinical Licensure		0%	5	0.00
Behavior Management (threshold = 0)		100%	4	4.00
<b>Incentives Total</b>	<b>8.28</b>			<b>6.00</b>
Maximum total combined incentive credit allowed is 10 points.			<b>Incentives Awarded</b>	<b>6.00</b>

\*Performance calculation descriptions can be found in the FY 2019 RBWO PBP Measurements and Standards Guide.

**Child Protective Services Investigations and Dispositions**

The following investigations data, which is not used for scoring but is considered significant to a provider's performance, is from Georgia SHINES and is not considered final or complete until the end of the fiscal year.

Total Reports:	1
Number Screened In:	0
Number Screened Out:	1
Number Substantiated:	0
Number Unsubstantiated:	0
Number Active CPS Investigations:	0



**DHS, DFCS, Office of Provider Management**  
**Performance-Based Placement Measures**  
**RBWO Provider GA+SCORECARD - CCI**  
**Report Quarter: Q2 FY2019**

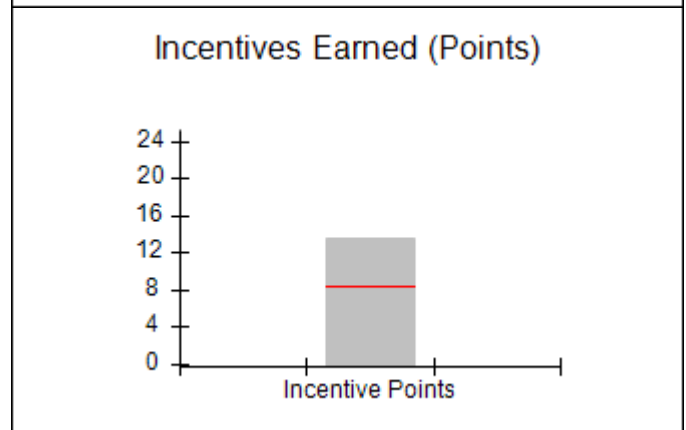
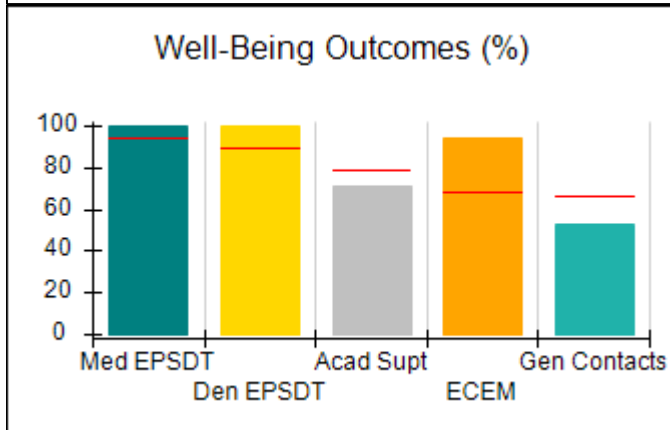
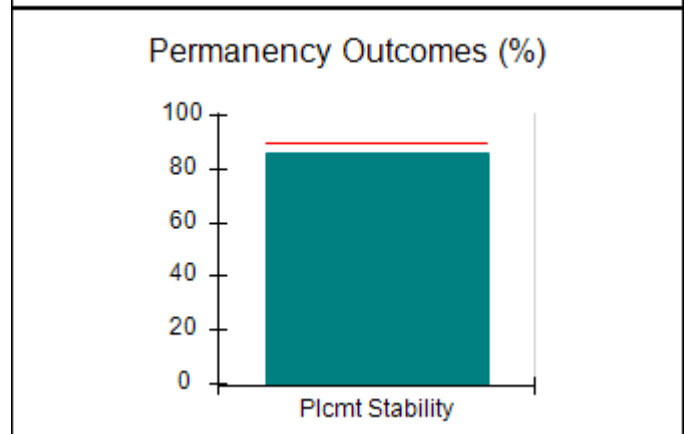
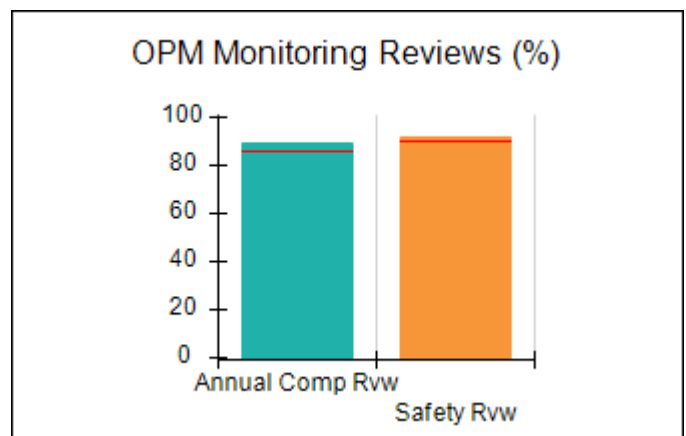
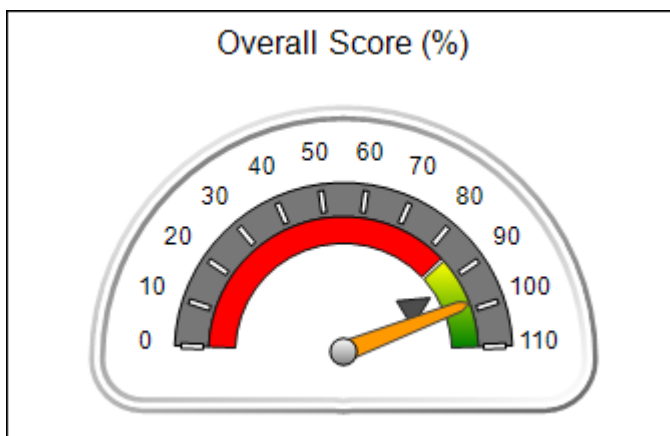


**Provider/Program Name: CHRIS 180 Inc. - Stephenson (605) - CCI**

505 Stephenson Rd., Stone Mountain, GA 30087	Quarterly Scores (Grades)		Current Quarter Score (Grade)
Phone: (770) 413-0741	Q1: 84.89 (B)	Q2: 98.04 (A+)	<b>98.04%</b> <b>(A+)</b>
Vendor ID# 53061	Q3: N/A	Q4: N/A	
Program Census Information:	# Children in Care During Quarter: 7	# Placements During Quarter: 7	# Children in Care On Last Day: 6

**Quarterly Provider Comparisons to All CCIs**

▼ — indicates average for all CCIs





DHS, DFCS, Office of Provider Management  
**Performance-Based Placement Measures**  
**RBWO Provider GA+SCORECARD - CCI**  
 Report Quarter: Q2 FY2019



**Provider/Program Name: CHRIS 180 Inc. - Stephenson (605) - CCI**

<b>505 Stephenson Rd., Stone Mountain, GA 30087</b>	<b>Quarterly Scores (Grades)</b>		<b>Current Quarter Score (Grade)</b>
<b>Phone: (770) 413-0741</b>	<b>Q1: 84.89 (B)</b>	<b>Q2: 98.04 (A+)</b>	<b>98.04% (A+)</b>
<b>Vendor ID# 53061</b>	<b>Q3: N/A</b>	<b>Q4: N/A</b>	

Program Census Information:	# Children in Care During Quarter: 7	# Placements During Quarter: 7	# Children in Care On Last Day: 6
-----------------------------	--------------------------------------	--------------------------------	-----------------------------------

	<b>Avg Performance All CCIs (%)</b>	<b>Provider Performance (%)*</b>	<b>Possible Points (Weight)</b>	<b>Provider Points Earned</b>
--	-------------------------------------	----------------------------------	---------------------------------	-------------------------------

**OPM Monitoring Reviews**

Annual Comprehensive Reviews	86%	89%	25	22.37
Safety Reviews	91%	92%	15	13.75
<b>Monitoring Sub-Total</b>			<b>40</b>	<b>36.12</b>

**CCI Safety Outcomes**

Incidence of Maltreatment	0.17%	No Substantiated Reports	10	10.00
Staff Training/Foundations	95%	93%	5	4.65
Staff Safety Checks	90%	79%	5	3.95
<b>Safety Sub-Total</b>			<b>20</b>	<b>18.60</b>

**CCI Permanency Outcomes**

Placement Stability	89%	86%	15	12.90
<b>Permanency Sub-Total</b>			<b>15</b>	<b>12.90</b>

**CCI Well-Being Outcomes**

EPSDT Medical Visits	94%	100%	4	4.00
EPSDT Dental Visits	89%	100%	4	4.00
Academic Supports	78%	71%	3	2.13
Provider ECEM Visits	68%	94%	7	6.58
Provider General Contacts	67%	53%	7	3.71
Placements with Siblings	37%	Not Eligible	Not Scored	Not Scored
Placements within Legal County	15%	100%	Not Scored	Not Scored
<b>Well-Being Sub-Total</b>			<b>25</b>	<b>20.42</b>

\*Performance calculation descriptions can be found in the FY 2019 RBWO PBP Measurements and Standards Guide.

<b>Monitoring &amp; Outcomes: Possible Points = 100</b>	<b>Points Earned = 88.04</b>
<b>Score Before Incentives Credit</b>	<b>88.04%</b>
<b>Incentives Awarded</b>	<b>10.00 pts</b>
<b>PBP Verification</b>	<b>N/A pts</b>
<b>Total Score</b>	<b>98.04%</b>



DHS, DFCS, Office of Provider Management  
**Performance-Based Placement Measures**  
**RBWO Provider GA+SCORECARD - CCI**  
Report Quarter: Q2 FY2019



**Provider/Program Name: CHRIS 180 Inc. - Stephenson (605) - CCI**

Program Census Information:		# Children in Care During Quarter: 7	# Placements During Quarter: 7	# Children in Care On Last Day: 6
CCI Incentive Credits	Avg Performance All CCIs (Points)	Provider Performance (%)*	Possible Points (Weight)	Provider Points Earned
Early EPSDT Medical Visits		100%	2	2.00
Early EPSDT Dental Visits		Not Eligible	2	
Permanency Contacts		0%	5	0.00
Additional Academic Supports		29%	2	0.58
HS Grad/GED/Prof or Trade Certificate/College		N/A	10/5/5/1	5.00
EYSS Agreement		Not Eligible	5	
Community Connections		0%	4	0.00
Active Agency Accreditation		50%	4	2.00
Staff Clinical Licensure		0%	5	0.00
Behavior Management (threshold = 0)		100%	4	4.00
<b>Incentives Total</b>	<b>8.28</b>			<b>13.58</b>
Maximum total combined incentive credit allowed is 10 points.			<b>Incentives Awarded</b>	<b>10.00</b>

\*Performance calculation descriptions can be found in the FY 2019 RBWO PBP Measurements and Standards Guide.

**Child Protective Services Investigations and Dispositions**

The following investigations data, which is not used for scoring but is considered significant to a provider's performance, is from Georgia SHINES and is not considered final or complete until the end of the fiscal year.

Total Reports:	0
Number Screened In:	0
Number Screened Out:	0
Number Substantiated:	0
Number Unsubstantiated:	0
Number Active CPS Investigations:	0





DHS, DFCS, Office of Provider Management

## Performance-Based Placement Measures

### RBWO Provider GA+SCORECARD - CCI

Report Quarter: Q2 FY2019



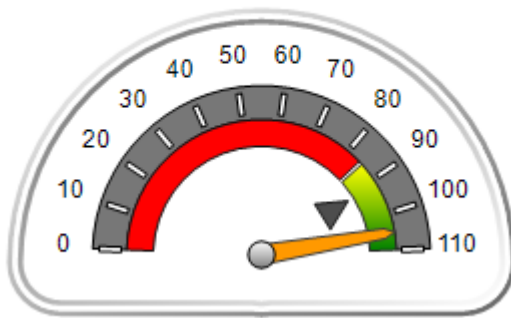
**Provider/Program Name: Christian City Home for Children - (585) - CCI**

7345 Red Oak Rd., Union City, GA 30291	Quarterly Scores (Grades)		Current Quarter Score (Grade)
Phone: 770-964-3309	Q1: 97.88 (A+)	Q2: 105.23 (A+)	<b>105.23% (A+)</b>
Vendor ID# 35284	Q3: N/A	Q4: N/A	
Program Census Information:	# Children in Care During Quarter: 15	# Placements During Quarter: 15	# Children in Care On Last Day: 13

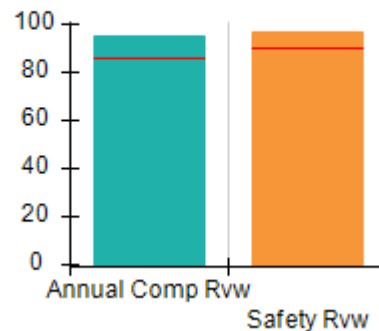
### Quarterly Provider Comparisons to All CCIs

▼ indicates average for all CCIs

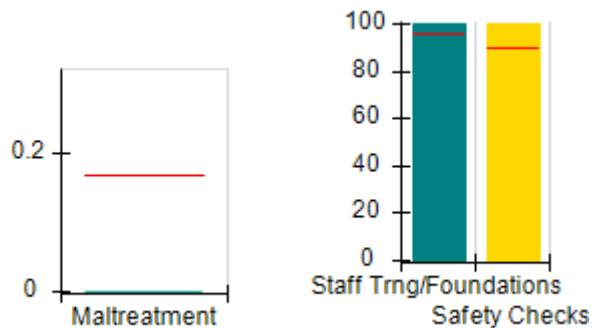
Overall Score (%)



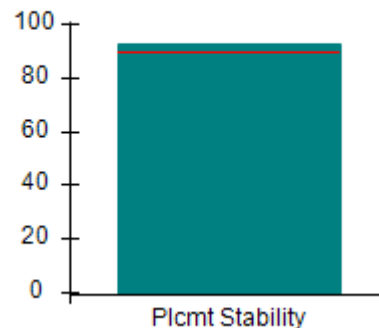
OPM Monitoring Reviews (%)



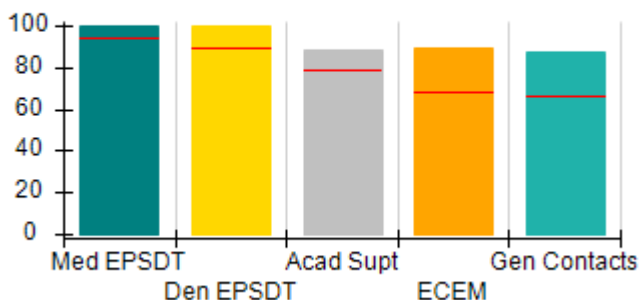
Safety Outcomes (%)



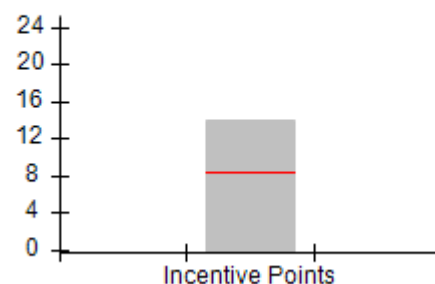
Permanency Outcomes (%)



Well-Being Outcomes (%)



Incentives Earned (Points)





DHS, DFCS, Office of Provider Management  
**Performance-Based Placement Measures**  
**RBWO Provider GA+SCORECARD - CCI**  
 Report Quarter: Q2 FY2019



<b>Provider/Program Name: Christian City Home for Children - (585) - CCI</b>				
7345 Red Oak Rd., Union City, GA 30291		Quarterly Scores (Grades)		Current Quarter Score (Grade)
Phone: 770-964-3309		Q1: 97.88 (A+)	Q2: 105.23 (A+)	<b>105.23%</b> <b>(A+)</b>
Vendor ID# 35284		Q3: N/A	Q4: N/A	
Program Census Information:		# Children in Care During Quarter: 15	# Placements During Quarter: 15	# Children in Care On Last Day: 13
	Avg Performance All CCIs (%)	Provider Performance (%)*	Possible Points (Weight)	Provider Points Earned
<b>OPM Monitoring Reviews</b>				
Annual Comprehensive Reviews	86%	95%	25	23.81
Safety Reviews	91%	97%	15	14.51
<b>Monitoring Sub-Total</b>			<b>40</b>	<b>38.32</b>
<b>CCI Safety Outcomes</b>				
Incidence of Maltreatment	0.17%	No Substantiated Reports	10	10.00
Staff Training/Foundations	95%	100%	5	5.00
Staff Safety Checks	90%	100%	5	5.00
<b>Safety Sub-Total</b>			<b>20</b>	<b>20.00</b>
<b>CCI Permanency Outcomes</b>				
Placement Stability	89%	93%	15	13.95
<b>Permanency Sub-Total</b>			<b>15</b>	<b>13.95</b>
<b>CCI Well-Being Outcomes</b>				
EPSDT Medical Visits	94%	100%	4	4.00
EPSDT Dental Visits	89%	100%	4	4.00
Academic Supports	78%	88%	3	2.64
Provider ECEM Visits	68%	89%	7	6.23
Provider General Contacts	67%	87%	7	6.09
Placements with Siblings	37%	42%	Not Scored	Not Scored
Placements within Legal County	15%	0%	Not Scored	Not Scored
<b>Well-Being Sub-Total</b>			<b>25</b>	<b>22.96</b>
*Performance calculation descriptions can be found in the FY 2019 RBWO PBP Measurements and Standards Guide.				

<b>Monitoring &amp; Outcomes: Possible Points = 100</b>		<b>Points Earned = 95.23</b>	
<b>Score Before Incentives Credit</b>			<b>95.23%</b>
<b>Incentives Awarded</b>			<b>10.00 pts</b>
<b>PBP Verification</b>			<b>N/A pts</b>
<b>Total Score</b>			<b>105.23%</b>



**DHS, DFCS, Office of Provider Management**  
**Performance-Based Placement Measures**  
**RBWO Provider GA+SCORECARD - CCI**  
**Report Quarter: Q2 FY2019**



**Provider/Program Name: Christian City Home for Children - (585) - CCI**

Program Census Information:		# Children in Care During Quarter: 15	# Placements During Quarter: 15	# Children in Care On Last Day: 13
CCI Incentive Credits	Avg Performance All CCIs (Points)	Provider Performance (%)*	Possible Points (Weight)	Provider Points Earned
Early EPSDT Medical Visits		100%	2	2.00
Early EPSDT Dental Visits		100%	2	2.00
Permanency Contacts		100%	5	5.00
Additional Academic Supports		49%	2	0.98
HS Grad/GED/Prof or Trade Certificate/College		N/A	10/5/5/1	
EYSS Agreement		0%	5	0.00
Community Connections		0%	4	0.00
Active Agency Accreditation		0%	4	0.00
Staff Clinical Licensure		0%	5	0.00
Behavior Management (threshold = 0)		100%	4	4.00
<b>Incentives Total</b>	<b>8.28</b>			<b>13.98</b>
Maximum total combined incentive credit allowed is 10 points.			<b>Incentives Awarded</b>	<b>10.00</b>

\*Performance calculation descriptions can be found in the FY 2019 RBWO PBP Measurements and Standards Guide.

**Child Protective Services Investigations and Dispositions**

The following investigations data, which is not used for scoring but is considered significant to a provider's performance, is from Georgia SHINES and is not considered final or complete until the end of the fiscal year.

Total Reports:	0
Number Screened In:	0
Number Screened Out:	0
Number Substantiated:	0
Number Unsubstantiated:	0
Number Active CPS Investigations:	0



**DHS, DFCS, Office of Provider Management**  
**Performance-Based Placement Measures**  
**RBWO Provider GA+SCORECARD - CCI**  
**Report Quarter: Q2 FY2019**



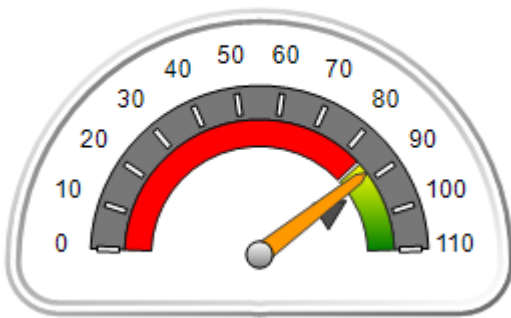
**Provider/Program Name: Community Growth Children's Academy - (5169) - CCI**

<b>344 Roberts Road, Barnesville, GA 30204</b>	<b>Quarterly Scores (Grades)</b>		<b>Current Quarter Score (Grade)</b>
<b>Phone: 770-584-6276</b>	<b>Q1: 94.98 (A)</b>	<b>Q2: 87.86 (B+)</b>	<b>87.86% (B+)</b>
<b>Vendor ID# 116932</b>	<b>Q3: N/A</b>	<b>Q4: N/A</b>	
Program Census Information:	# Children in Care During Quarter: 8	# Placements During Quarter: 8	# Children in Care On Last Day: 5

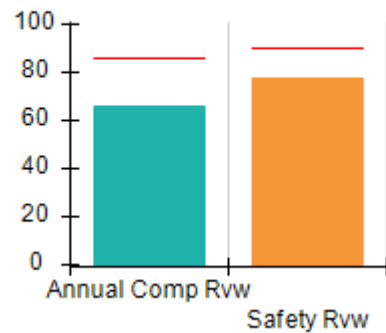
**Quarterly Provider Comparisons to All CCIs**

▼ — indicates average for all CCIs

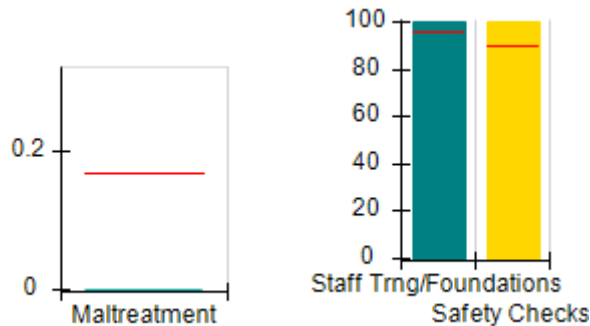
**Overall Score (%)**



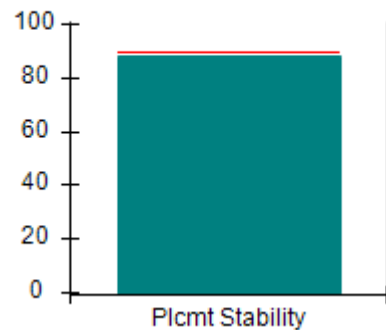
**OPM Monitoring Reviews (%)**



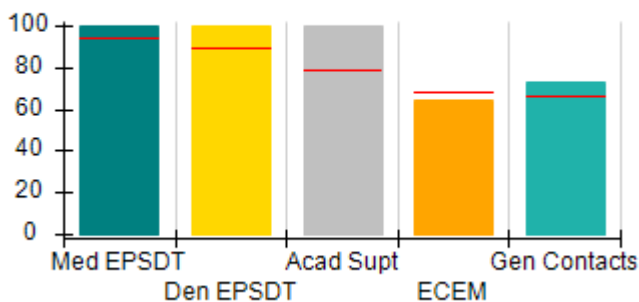
**Safety Outcomes (%)**



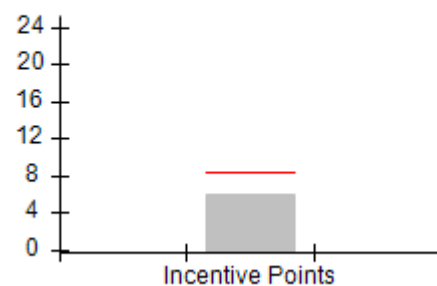
**Permanency Outcomes (%)**



**Well-Being Outcomes (%)**



**Incentives Earned (Points)**





DHS, DFCS, Office of Provider Management  
**Performance-Based Placement Measures**  
**RBWO Provider GA+SCORECARD - CCI**  
 Report Quarter: Q2 FY2019



<b>Provider/Program Name: Community Growth Children's Academy - (5169) - CCI</b>				
<b>344 Roberts Road, Barnesville, GA 30204</b>		<b>Quarterly Scores (Grades)</b>		<b>Current Quarter Score (Grade)</b>
<b>Phone: 770-584-6276</b>		<b>Q1: 94.98 (A)</b>	<b>Q2: 87.86 (B+)</b>	<b>87.86% (B+)</b>
<b>Vendor ID# 116932</b>		<b>Q3: N/A</b>	<b>Q4: N/A</b>	
Program Census Information:		# Children in Care During Quarter: 8	# Placements During Quarter: 8	# Children in Care On Last Day: 5
	<b>Avg Performance All CCIs (%)</b>	<b>Provider Performance (%)*</b>	<b>Possible Points (Weight)</b>	<b>Provider Points Earned</b>
<b>OPM Monitoring Reviews</b>				
Annual Comprehensive Reviews	86%	66%	25	16.46
Safety Reviews	91%	77%	15	11.61
<b>Monitoring Sub-Total</b>			<b>40</b>	<b>28.07</b>
<b>CCI Safety Outcomes</b>				
Incidence of Maltreatment	0.17%	No Substantiated Reports	10	10.00
Staff Training/Foundations	95%	100%	5	5.00
Staff Safety Checks	90%	100%	5	5.00
<b>Safety Sub-Total</b>			<b>20</b>	<b>20.00</b>
<b>CCI Permanency Outcomes</b>				
Placement Stability	89%	88%	15	13.20
<b>Permanency Sub-Total</b>			<b>15</b>	<b>13.20</b>
<b>CCI Well-Being Outcomes</b>				
EPSDT Medical Visits	94%	100%	4	4.00
EPSDT Dental Visits	89%	100%	4	4.00
Academic Supports	78%	100%	3	3.00
Provider ECEM Visits	68%	64%	7	4.48
Provider General Contacts	67%	73%	7	5.11
Placements with Siblings	37%	0%	Not Scored	Not Scored
Placements within Legal County	15%	0%	Not Scored	Not Scored
<b>Well-Being Sub-Total</b>			<b>25</b>	<b>20.59</b>
*Performance calculation descriptions can be found in the FY 2019 RBWO PBP Measurements and Standards Guide.				

<b>Monitoring &amp; Outcomes: Possible Points = 100</b>		<b>Points Earned = 81.86</b>	
<b>Score Before Incentives Credit</b>			<b>81.86%</b>
<b>Incentives Awarded</b>			<b>6.00 pts</b>
<b>PBP Verification</b>			<b>N/A pts</b>
<b>Total Score</b>			<b>87.86%</b>



DHS, DFCS, Office of Provider Management  
**Performance-Based Placement Measures**  
**RBWO Provider GA+SCORECARD - CCI**  
Report Quarter: Q2 FY2019



**Provider/Program Name: Community Growth Children's Academy - (5169) - CCI**

Program Census Information:		# Children in Care During Quarter: 8	# Placements During Quarter: 8	# Children in Care On Last Day: 5
CCI Incentive Credits	Avg Performance All CCIs (Points)	Provider Performance (%)*	Possible Points (Weight)	Provider Points Earned
Early EPSDT Medical Visits		100%	2	2.00
Early EPSDT Dental Visits		Not Eligible	2	
Permanency Contacts		None Planned	5	
Additional Academic Supports		0%	2	0.00
HS Grad/GED/Prof or Trade Certificate/College		N/A	10/5/5/1	
EYSS Agreement		Not Eligible	5	
Community Connections		0%	4	0.00
Active Agency Accreditation		0%	4	0.00
Staff Clinical Licensure		0%	5	0.00
Behavior Management (threshold = 0)		100%	4	4.00
<b>Incentives Total</b>	<b>8.28</b>			<b>6.00</b>
Maximum total combined incentive credit allowed is 10 points.			<b>Incentives Awarded</b>	<b>6.00</b>

\*Performance calculation descriptions can be found in the FY 2019 RBWO PBP Measurements and Standards Guide.

**Child Protective Services Investigations and Dispositions**

The following investigations data, which is not used for scoring but is considered significant to a provider's performance, is from Georgia SHINES and is not considered final or complete until the end of the fiscal year.

Total Reports:	0
Number Screened In:	0
Number Screened Out:	0
Number Substantiated:	0
Number Unsubstantiated:	0
Number Active CPS Investigations:	0



**DHS, DFCS, Office of Provider Management**  
**Performance-Based Placement Measures**  
**RBWO Provider GA+SCORECARD - CCI**



**Report Quarter: Q2 FY2019**

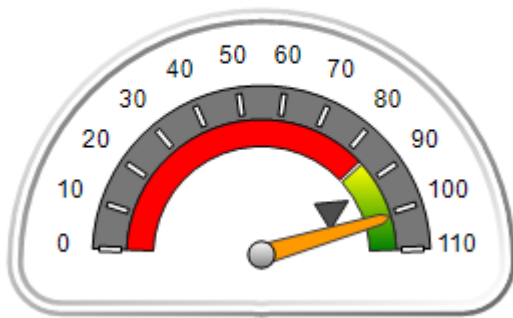
**Provider/Program Name: Continuous Growth - (5346) - CCI**

4015 Fleming Road, Albany, GA 31705	<b>Quarterly Scores (Grades)</b>		<b>Current Quarter Score (Grade)</b>
Phone: 404-439-4260	Q1: 108.50 (A+)	Q2: 101.00 (A+)	<b>101.00% (A+)</b>
Vendor ID# 159952	Q3: N/A	Q4: N/A	
Program Census Information:	# Children in Care During Quarter: 1	# Placements During Quarter: 1	# Children in Care On Last Day: 1

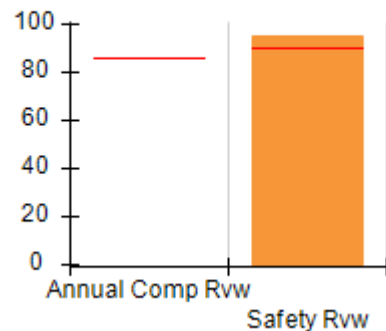
**Quarterly Provider Comparisons to All CCIs**

▼ — indicates average for all CCIs

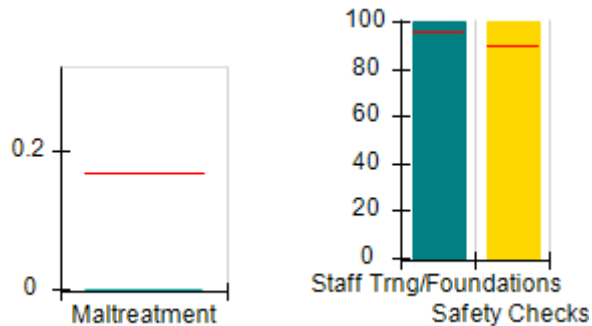
**Overall Score (%)**



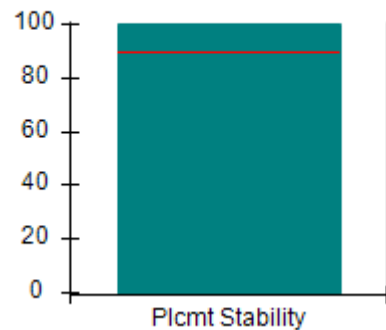
**OPM Monitoring Reviews (%)**



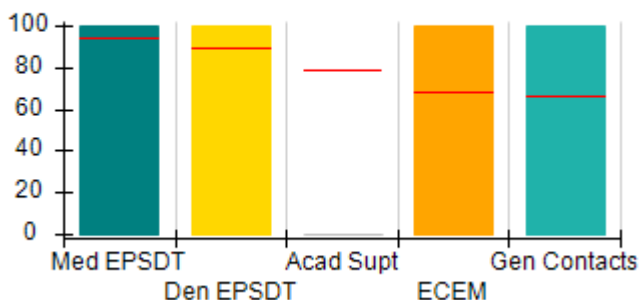
**Safety Outcomes (%)**



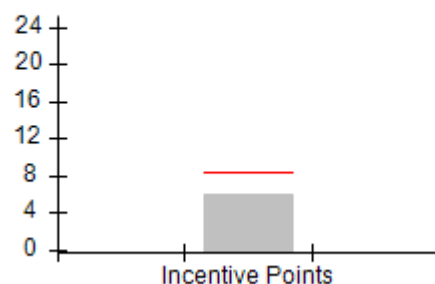
**Permanency Outcomes (%)**



**Well-Being Outcomes (%)**



**Incentives Earned (Points)**





DHS, DFCS, Office of Provider Management  
**Performance-Based Placement Measures**  
**RBWO Provider GA+SCORECARD - CCI**  
 Report Quarter: Q2 FY2019



**Provider/Program Name: Continuous Growth - (5346) - CCI**

4015 Fleming Road, Albany, GA 31705	Quarterly Scores (Grades)		Current Quarter Score (Grade)
Phone: 404-439-4260	Q1: 108.50 (A+)	Q2: 101.00 (A+)	<b>101.00%</b> <b>(A+)</b>
Vendor ID# 159952	Q3: N/A	Q4: N/A	

Program Census Information:	# Children in Care During Quarter: 1	# Placements During Quarter: 1	# Children in Care On Last Day: 1
-----------------------------	--------------------------------------	--------------------------------	-----------------------------------

	Avg Performance All CCIs (%)	Provider Performance (%)*	Possible Points (Weight)	Provider Points Earned
--	------------------------------	---------------------------	--------------------------	------------------------

**OPM Monitoring Reviews**

Annual Comprehensive Reviews	86%	Not Yet Conducted		
Safety Reviews	91%	95%	15	14.25
<b>Monitoring Sub-Total</b>			<b>15</b>	<b>14.25</b>

**CCI Safety Outcomes**

Incidence of Maltreatment	0.17%	No Substantiated Reports	10	10.00
Staff Training/Foundations	95%	100%	5	5.00
Staff Safety Checks	90%	100%	5	5.00
<b>Safety Sub-Total</b>			<b>20</b>	<b>20.00</b>

**CCI Permanency Outcomes**

Placement Stability	89%	100%	15	15.00
<b>Permanency Sub-Total</b>			<b>15</b>	<b>15.00</b>

**CCI Well-Being Outcomes**

EPSDT Medical Visits	94%	100%	4	4.00
EPSDT Dental Visits	89%	100%	4	4.00
Academic Supports	78%	0%	3	0.00
Provider ECEM Visits	68%	100%	7	7.00
Provider General Contacts	67%	100%	7	7.00
Placements with Siblings	37%	100%	Not Scored	Not Scored
Placements within Legal County	15%	0%	Not Scored	Not Scored
<b>Well-Being Sub-Total</b>			<b>25</b>	<b>22.00</b>

\*Performance calculation descriptions can be found in the FY 2019 RBWO PBP Measurements and Standards Guide.

<b>Monitoring &amp; Outcomes: Possible Points = 75</b>	<b>Points Earned = 71.25</b>
<b>Score Before Incentives Credit</b>	<b>95.00%</b>
<b>Incentives Awarded</b>	<b>6.00 pts</b>
<b>PBP Verification</b>	<b>N/A pts</b>
<b>Total Score</b>	<b>101.00%</b>





**DHS, DFCS, Office of Provider Management**  
**Performance-Based Placement Measures**  
**RBWO Provider GA+SCORECARD - CCI**  
**Report Quarter: Q2 FY2019**



**Provider/Program Name: Continuous Growth - (5346) - CCI**

Program Census Information:		# Children in Care During Quarter: 1	# Placements During Quarter: 1	# Children in Care On Last Day: 1
CCI Incentive Credits	Avg Performance All CCIs (Points)	Provider Performance (%)*	Possible Points (Weight)	Provider Points Earned
Early EPSDT Medical Visits		Not Eligible	2	
Early EPSDT Dental Visits		100%	2	2.00
Permanency Contacts		None Planned	5	
Additional Academic Supports		0%	2	0.00
HS Grad/GED/Prof or Trade Certificate/College		N/A	10/5/5/1	
EYSS Agreement		Not Eligible	5	
Community Connections		Not Eligible	4	
Active Agency Accreditation		0%	4	0.00
Staff Clinical Licensure		0%	5	0.00
Behavior Management (threshold = 0)		100%	4	4.00
<b>Incentives Total</b>	<b>8.28</b>			<b>6.00</b>
Maximum total combined incentive credit allowed is 10 points.			<b>Incentives Awarded</b>	<b>6.00</b>

\*Performance calculation descriptions can be found in the FY 2019 RBWO PBP Measurements and Standards Guide.

**Child Protective Services Investigations and Dispositions**

The following investigations data, which is not used for scoring but is considered significant to a provider's performance, is from Georgia SHINES and is not considered final or complete until the end of the fiscal year.

Total Reports:	0
Number Screened In:	0
Number Screened Out:	0
Number Substantiated:	0
Number Unsubstantiated:	0
Number Active CPS Investigations:	0



**DHS, DFCS, Office of Provider Management**  
**Performance-Based Placement Measures**  
**RBWO Provider GA+SCORECARD - CCI**  
**Report Quarter: Q2 FY2019**



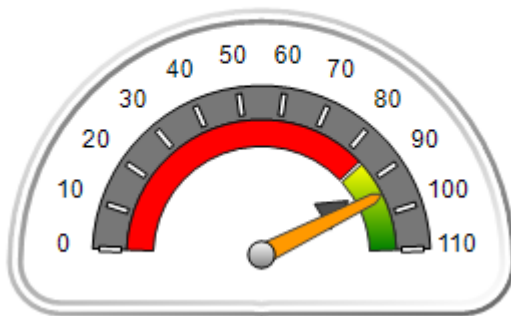
**Provider/Program Name: Deloach Group Home - (619) - CCI**

282 Anchor Rd., Ludowici, GA 31316	Quarterly Scores (Grades)		Current Quarter Score (Grade)
Phone: 912-545-9458	Q1: 93.68 (A-)	Q2: 94.67 (A)	<b>94.67%</b> <b>(A)</b>
Vendor ID# 35304	Q3: N/A	Q4: N/A	
Program Census Information:	# Children in Care During Quarter: 19	# Placements During Quarter: 19	# Children in Care On Last Day: 15

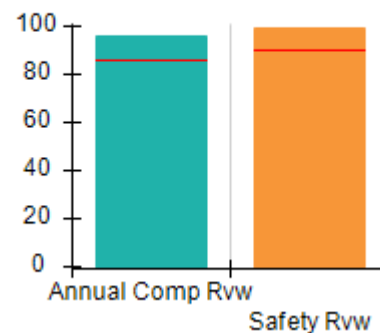
**Quarterly Provider Comparisons to All CCIs**

▼ — indicates average for all CCIs

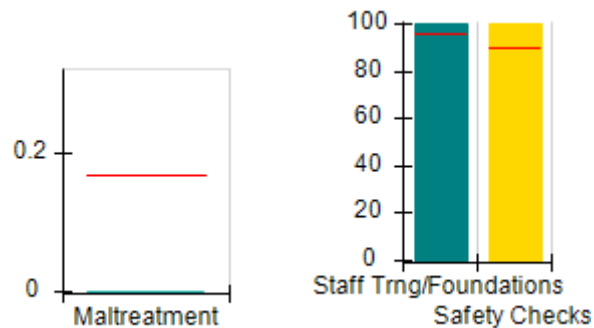
**Overall Score (%)**



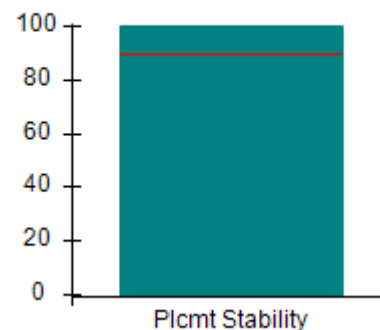
**OPM Monitoring Reviews (%)**



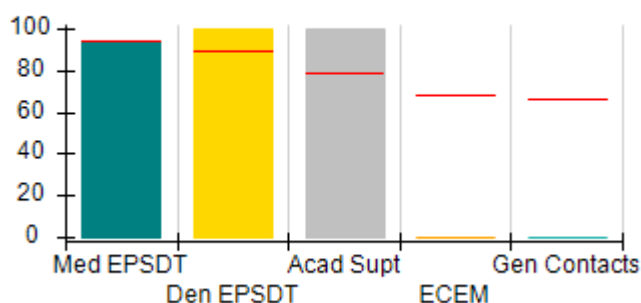
**Safety Outcomes (%)**



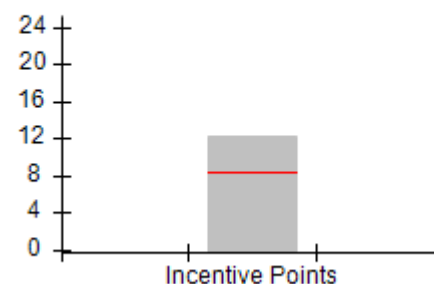
**Permanency Outcomes (%)**



**Well-Being Outcomes (%)**



**Incentives Earned (Points)**





DHS, DFCS, Office of Provider Management  
**Performance-Based Placement Measures**  
**RBWO Provider GA+SCORECARD - CCI**  
 Report Quarter: Q2 FY2019



Provider/Program Name: Deloach Group Home - (619) - CCI				
282 Anchor Rd., Ludowici, GA 31316		Quarterly Scores (Grades)		Current Quarter Score (Grade)
Phone: 912-545-9458		Q1: 93.68 (A-)	Q2: 94.67 (A)	<b>94.67%</b> <b>(A)</b>
Vendor ID# 35304		Q3: N/A	Q4: N/A	
Program Census Information:		# Children in Care During Quarter: 19	# Placements During Quarter: 19	# Children in Care On Last Day: 15
	Avg Performance All CCIs (%)	Provider Performance (%)*	Possible Points (Weight)	Provider Points Earned
<b>OPM Monitoring Reviews</b>				
Annual Comprehensive Reviews	86%	96%	25	24.02
Safety Reviews	91%	99%	15	14.89
<b>Monitoring Sub-Total</b>			<b>40</b>	<b>38.91</b>
<b>CCI Safety Outcomes</b>				
Incidence of Maltreatment	0.17%	No Substantiated Reports	10	10.00
Staff Training/Foundations	95%	100%	5	5.00
Staff Safety Checks	90%	100%	5	5.00
<b>Safety Sub-Total</b>			<b>20</b>	<b>20.00</b>
<b>CCI Permanency Outcomes</b>				
Placement Stability	89%	100%	15	15.00
<b>Permanency Sub-Total</b>			<b>15</b>	<b>15.00</b>
<b>CCI Well-Being Outcomes</b>				
EPSDT Medical Visits	94%	94%	4	3.76
EPSDT Dental Visits	89%	100%	4	4.00
Academic Supports	78%	100%	3	3.00
Provider ECEM Visits	68%	0%	7	0.00
Provider General Contacts	67%	0%	7	0.00
Placements with Siblings	37%	0%	Not Scored	Not Scored
Placements within Legal County	15%	0%	Not Scored	Not Scored
<b>Well-Being Sub-Total</b>			<b>25</b>	<b>10.76</b>
*Performance calculation descriptions can be found in the FY 2019 RBWO PBP Measurements and Standards Guide.				

<b>Monitoring &amp; Outcomes: Possible Points = 100</b>		<b>Points Earned = 84.67</b>	
<b>Score Before Incentives Credit</b>			<b>84.67%</b>
<b>Incentives Awarded</b>			<b>10.00 pts</b>
<b>PBP Verification</b>			<b>N/A pts</b>
<b>Total Score</b>			<b>94.67%</b>



**DHS, DFCS, Office of Provider Management**  
**Performance-Based Placement Measures**  
**RBWO Provider GA+SCORECARD - CCI**  
**Report Quarter: Q2 FY2019**



**Provider/Program Name: Deloach Group Home - (619) - CCI**

Program Census Information:		# Children in Care During Quarter: 19	# Placements During Quarter: 19	# Children in Care On Last Day: 15
CCI Incentive Credits	Avg Performance All CCIs (Points)	Provider Performance (%)*	Possible Points (Weight)	Provider Points Earned
Early EPSDT Medical Visits		80%	2	1.60
Early EPSDT Dental Visits		100%	2	2.00
Permanency Contacts		15%	5	0.75
Additional Academic Supports		0%	2	0.00
HS Grad/GED/Prof or Trade Certificate/College		N/A	10/5/5/1	
EYSS Agreement		Not Eligible	5	
Community Connections		100%	4	4.00
Active Agency Accreditation		0%	4	0.00
Staff Clinical Licensure		0%	5	0.00
Behavior Management (threshold = 0)		100%	4	4.00
<b>Incentives Total</b>	<b>8.28</b>			<b>12.35</b>
Maximum total combined incentive credit allowed is 10 points.			<b>Incentives Awarded</b>	<b>10.00</b>

\*Performance calculation descriptions can be found in the FY 2019 RBWO PBP Measurements and Standards Guide.

**Child Protective Services Investigations and Dispositions**

The following investigations data, which is not used for scoring but is considered significant to a provider's performance, is from Georgia SHINES and is not considered final or complete until the end of the fiscal year.

Total Reports:	0
Number Screened In:	0
Number Screened Out:	0
Number Substantiated:	0
Number Unsubstantiated:	0
Number Active CPS Investigations:	0

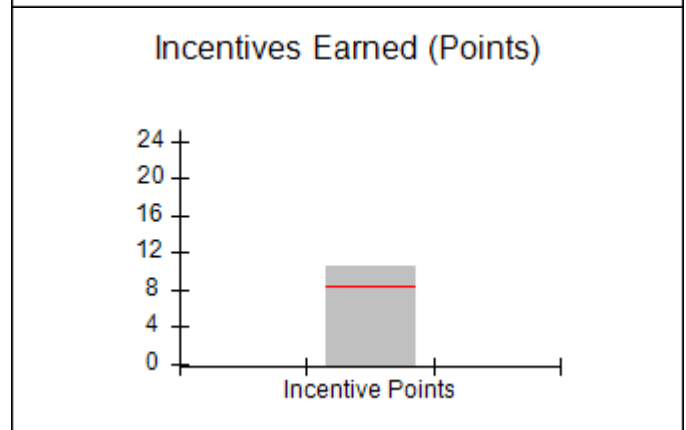
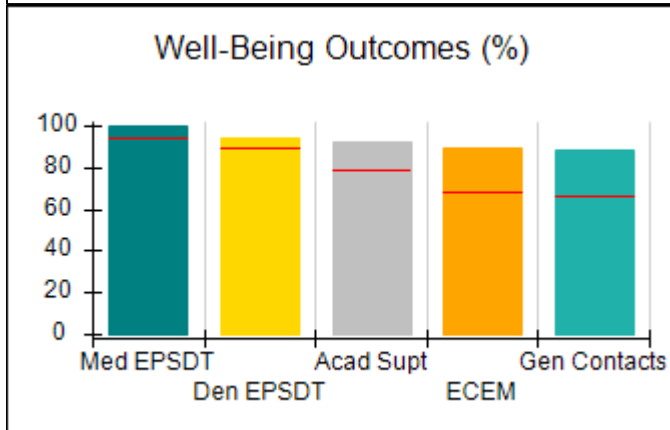
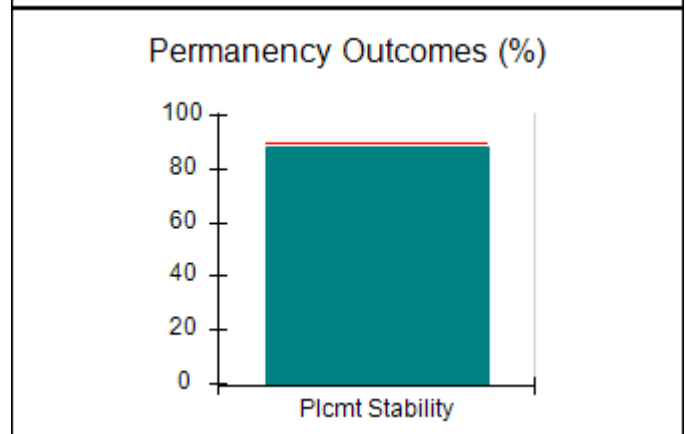
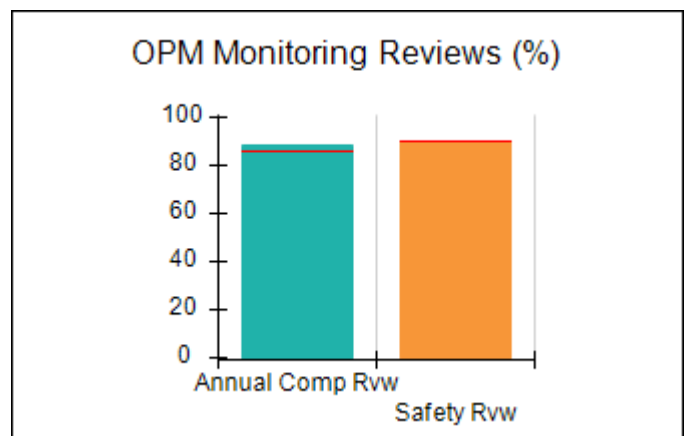
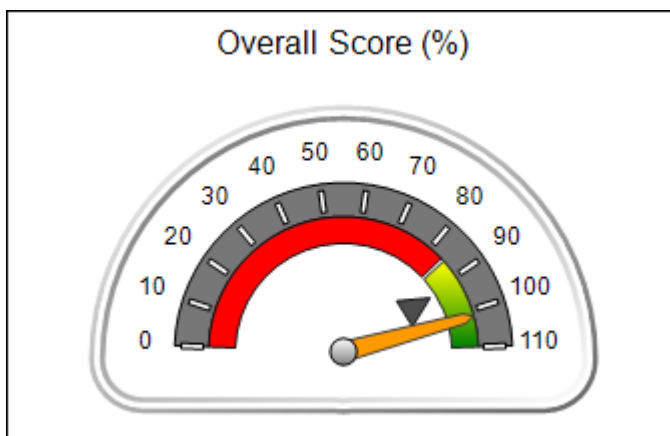


**DHS, DFCS, Office of Provider Management**  
**Performance-Based Placement Measures**  
**RBWO Provider GA+SCORECARD - CCI**  
**Report Quarter: Q2 FY2019**



Provider/Program Name: Devereux GA Treatment Network - MAAC Plus (5134) - CCI			
1291 Stanley Road, Kennesaw, GA 30512	Quarterly Scores (Grades)		Current Quarter Score (Grade)
Phone: 770-738-2644	Q1: 101.04 (A+)	Q2: 101.73 (A+)	<b>101.73%</b> <b>(A+)</b>
Vendor ID# 114150	Q3: N/A	Q4: N/A	
Program Census Information:	# Children in Care During Quarter: 24	# Placements During Quarter: 24	# Children in Care On Last Day: 15
Quarterly Provider Comparisons to All CCIs			

▼ — indicates average for all CCIs





DHS, DFCS, Office of Provider Management  
**Performance-Based Placement Measures**  
**RBWO Provider GA+SCORECARD - CCI**  
 Report Quarter: Q2 FY2019



Provider/Program Name: Devereux GA Treatment Network - MAAC Plus (5134) - CCI				
1291 Stanley Road, Kennesaw, GA 30512		Quarterly Scores (Grades)		Current Quarter Score (Grade)
Phone: 770-738-2644		Q1: 101.04 (A+)	Q2: 101.73 (A+)	<b>101.73%</b> <b>(A+)</b>
Vendor ID# 114150		Q3: N/A	Q4: N/A	
Program Census Information:		# Children in Care During Quarter: 24	# Placements During Quarter: 24	# Children in Care On Last Day: 15
	Avg Performance All CCIs (%)	Provider Performance (%)*	Possible Points (Weight)	Provider Points Earned
<b>OPM Monitoring Reviews</b>				
Annual Comprehensive Reviews	86%	89%	25	22.18
Safety Reviews	91%	90%	15	13.54
<b>Monitoring Sub-Total</b>			<b>40</b>	<b>35.72</b>
<b>CCI Safety Outcomes</b>				
Incidence of Maltreatment	0.17%	No Substantiated Reports	10	10.00
Staff Training/Foundations	95%	98%	5	4.90
Staff Safety Checks	90%	100%	5	5.00
<b>Safety Sub-Total</b>			<b>20</b>	<b>19.90</b>
<b>CCI Permanency Outcomes</b>				
Placement Stability	89%	88%	15	13.20
<b>Permanency Sub-Total</b>			<b>15</b>	<b>13.20</b>
<b>CCI Well-Being Outcomes</b>				
EPSDT Medical Visits	94%	100%	4	4.00
EPSDT Dental Visits	89%	94%	4	3.76
Academic Supports	78%	92%	3	2.76
Provider ECEM Visits	68%	89%	7	6.23
Provider General Contacts	67%	88%	7	6.16
Placements with Siblings	37%	0%	Not Scored	Not Scored
Placements within Legal County	15%	0%	Not Scored	Not Scored
<b>Well-Being Sub-Total</b>			<b>25</b>	<b>22.91</b>
*Performance calculation descriptions can be found in the FY 2019 RBWO PBP Measurements and Standards Guide.				

<b>Monitoring &amp; Outcomes: Possible Points = 100</b>		<b>Points Earned = 91.73</b>	
<b>Score Before Incentives Credit</b>			<b>91.73%</b>
<b>Incentives Awarded</b>			<b>10.00 pts</b>
<b>PBP Verification</b>			<b>N/A pts</b>
<b>Total Score</b>			<b>101.73%</b>



**DHS, DFCS, Office of Provider Management**  
**Performance-Based Placement Measures**  
**RBWO Provider GA+SCORECARD - CCI**



**Report Quarter: Q2 FY2019**

**Provider/Program Name: Devereux GA Treatment Network - MAAC Plus (5134) - CCI**

Program Census Information:		# Children in Care During Quarter: 24	# Placements During Quarter: 24	# Children in Care On Last Day: 15
CCI Incentive Credits	Avg Performance All CCIs (Points)	Provider Performance (%)*	Possible Points (Weight)	Provider Points Earned
Early EPSDT Medical Visits		100%	2	2.00
Early EPSDT Dental Visits		80%	2	1.60
Permanency Contacts		17%	5	0.85
Additional Academic Supports		0%	2	0.00
HS Grad/GED/Prof or Trade Certificate/College		N/A	10/5/5/1	
EYSS Agreement		Not Eligible	5	
Community Connections		0%	4	0.00
Active Agency Accreditation		50%	4	2.00
Staff Clinical Licensure		0%	5	0.00
Behavior Management (threshold = 0)		100%	4	4.00
<b>Incentives Total</b>	<b>8.28</b>			<b>10.45</b>
Maximum total combined incentive credit allowed is 10 points.			<b>Incentives Awarded</b>	<b>10.00</b>

\*Performance calculation descriptions can be found in the FY 2019 RBWO PBP Measurements and Standards Guide.

**Child Protective Services Investigations and Dispositions**

The following investigations data, which is not used for scoring but is considered significant to a provider's performance, is from Georgia SHINES and is not considered final or complete until the end of the fiscal year.

Total Reports:	2
Number Screened In:	1
Number Screened Out:	1
Number Substantiated:	0
Number Unsubstantiated:	2
Number Active CPS Investigations:	-1



**DHS, DFCS, Office of Provider Management**  
**Performance-Based Placement Measures**  
**RBWO Provider GA+SCORECARD - CCI**  
**Report Quarter: Q2 FY2019**



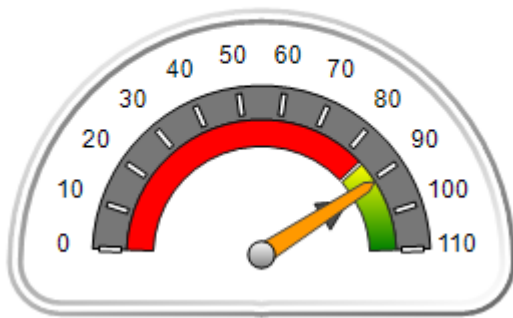
**Provider/Program Name: Elite Residential Care Home, LLC - (5327) - CCI**

25 Patch Dr., Columbus, GA 31903	Quarterly Scores (Grades)		Current Quarter Score (Grade)
Phone: 706-221-2970	Q1: 97.55 (A+)	Q2: 90.81 (A-)	<b>90.81%</b> <b>(A-)</b>
Vendor ID# 155008	Q3: N/A	Q4: N/A	
Program Census Information:	# Children in Care During Quarter: 12	# Placements During Quarter: 12	# Children in Care On Last Day: 5

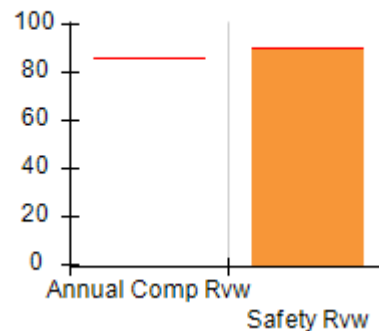
**Quarterly Provider Comparisons to All CCIs**

▼ — indicates average for all CCIs

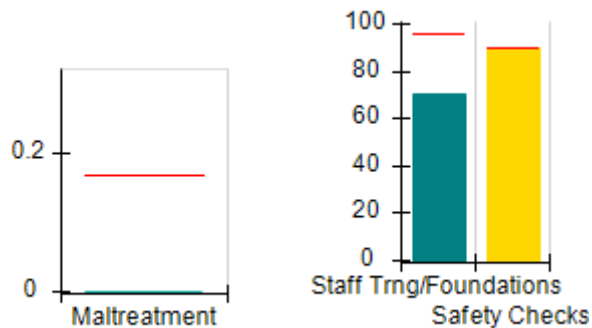
Overall Score (%)



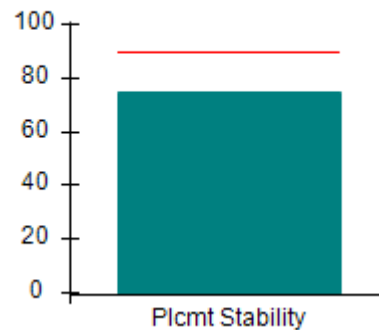
OPM Monitoring Reviews (%)



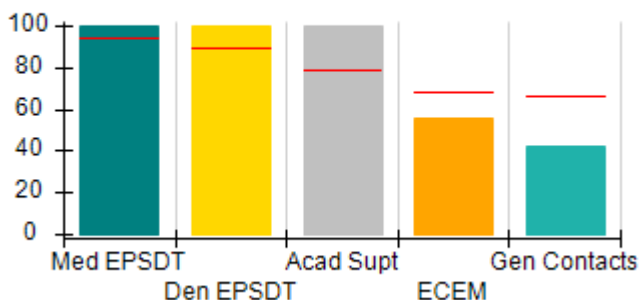
Safety Outcomes (%)



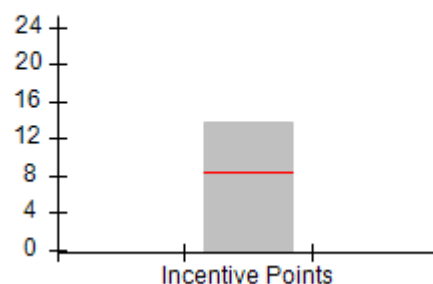
Permanency Outcomes (%)



Well-Being Outcomes (%)



Incentives Earned (Points)







DHS, DFCS, Office of Provider Management  
**Performance-Based Placement Measures**  
**RBWO Provider GA+SCORECARD - CCI**  
 Report Quarter: Q2 FY2019



<b>Provider/Program Name: Elite Residential Care Home, LLC - (5327) - CCI</b>				
<b>25 Patch Dr., Columbus, GA 31903</b>		<b>Quarterly Scores (Grades)</b>		<b>Current Quarter Score (Grade)</b>
<b>Phone: 706-221-2970</b>		<b>Q1: 97.55 (A+)</b>	<b>Q2: 90.81 (A-)</b>	<b>90.81% (A-)</b>
<b>Vendor ID# 155008</b>		<b>Q3: N/A</b>	<b>Q4: N/A</b>	
Program Census Information:		# Children in Care During Quarter: 12	# Placements During Quarter: 12	# Children in Care On Last Day: 5
	<b>Avg Performance All CCIs (%)</b>	<b>Provider Performance (%)*</b>	<b>Possible Points (Weight)</b>	<b>Provider Points Earned</b>
<b>OPM Monitoring Reviews</b>				
Annual Comprehensive Reviews	86%	Not Yet Conducted		
Safety Reviews	91%	90%	15	13.50
<b>Monitoring Sub-Total</b>			<b>15</b>	<b>13.50</b>
<b>CCI Safety Outcomes</b>				
Incidence of Maltreatment	0.17%	No Substantiated Reports	10	10.00
Staff Training/Foundations	95%	70%	5	3.50
Staff Safety Checks	90%	90%	5	4.50
<b>Safety Sub-Total</b>			<b>20</b>	<b>18.00</b>
<b>CCI Permanency Outcomes</b>				
Placement Stability	89%	75%	15	11.25
<b>Permanency Sub-Total</b>			<b>15</b>	<b>11.25</b>
<b>CCI Well-Being Outcomes</b>				
EPSDT Medical Visits	94%	100%	4	4.00
EPSDT Dental Visits	89%	100%	4	4.00
Academic Supports	78%	100%	3	3.00
Provider ECEM Visits	68%	56%	7	3.92
Provider General Contacts	67%	42%	7	2.94
Placements with Siblings	37%	0%	Not Scored	Not Scored
Placements within Legal County	15%	13%	Not Scored	Not Scored
<b>Well-Being Sub-Total</b>			<b>25</b>	<b>17.86</b>
*Performance calculation descriptions can be found in the FY 2019 RBWO PBP Measurements and Standards Guide.				

<b>Monitoring &amp; Outcomes: Possible Points = 75</b>		<b>Points Earned = 60.61</b>	
<b>Score Before Incentives Credit</b>			<b>80.81%</b>
<b>Incentives Awarded</b>			<b>10.00 pts</b>
<b>PBP Verification</b>			<b>N/A pts</b>
<b>Total Score</b>			<b>90.81%</b>



**DHS, DFCS, Office of Provider Management**  
**Performance-Based Placement Measures**  
**RBWO Provider GA+SCORECARD - CCI**  
**Report Quarter: Q2 FY2019**



**Provider/Program Name: Elite Residential Care Home, LLC - (5327) - CCI**

Program Census Information:		# Children in Care During Quarter: 12	# Placements During Quarter: 12	# Children in Care On Last Day: 5
CCI Incentive Credits	Avg Performance All CCIs (Points)	Provider Performance (%)*	Possible Points (Weight)	Provider Points Earned
Early EPSDT Medical Visits		100%	2	2.00
Early EPSDT Dental Visits		100%	2	2.00
Permanency Contacts		0%	5	0.00
Additional Academic Supports		89%	2	1.78
HS Grad/GED/Prof or Trade Certificate/College		N/A	10/5/5/1	
EYSS Agreement		Not Eligible	5	
Community Connections		100%	4	4.00
Active Agency Accreditation		0%	4	0.00
Staff Clinical Licensure		0%	5	0.00
Behavior Management (threshold = 0)		100%	4	4.00
<b>Incentives Total</b>	<b>8.28</b>			<b>13.78</b>
Maximum total combined incentive credit allowed is 10 points.			<b>Incentives Awarded</b>	<b>10.00</b>

\*Performance calculation descriptions can be found in the FY 2019 RBWO PBP Measurements and Standards Guide.

**Child Protective Services Investigations and Dispositions**

The following investigations data, which is not used for scoring but is considered significant to a provider's performance, is from Georgia SHINES and is not considered final or complete until the end of the fiscal year.

Total Reports:	0
Number Screened In:	0
Number Screened Out:	0
Number Substantiated:	0
Number Unsubstantiated:	0
Number Active CPS Investigations:	0



**DHS, DFCS, Office of Provider Management**  
**Performance-Based Placement Measures**  
**RBWO Provider GA+SCORECARD - CCI**  
**Report Quarter: Q2 FY2019**



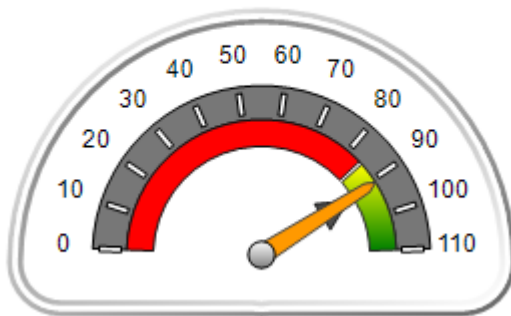
**Provider/Program Name: Elks Aidmore Children's Center - (628) - CCI**

2394 Morrison Rd., Conyers, GA 30094	Quarterly Scores (Grades)		Current Quarter Score (Grade)
Phone: 770-483-3535	Q1: 93.81 (A-)	Q2: 91.08 (A-)	<b>91.08%</b> <b>(A-)</b>
Vendor ID# 35321	Q3: N/A	Q4: N/A	
Program Census Information:	# Children in Care During Quarter: 22	# Placements During Quarter: 22	# Children in Care On Last Day: 11

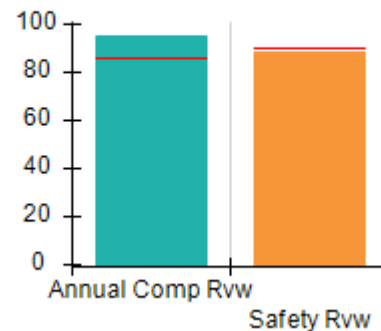
**Quarterly Provider Comparisons to All CCIs**

▼ — indicates average for all CCIs

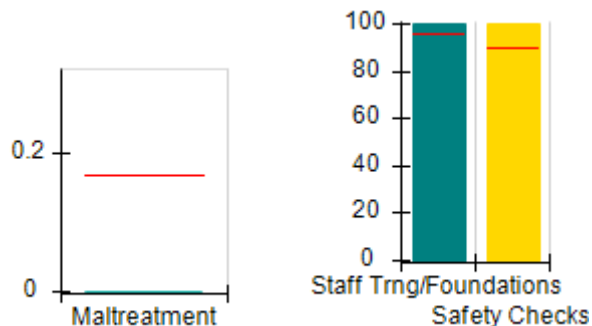
Overall Score (%)



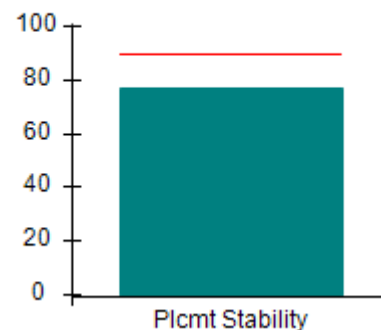
OPM Monitoring Reviews (%)



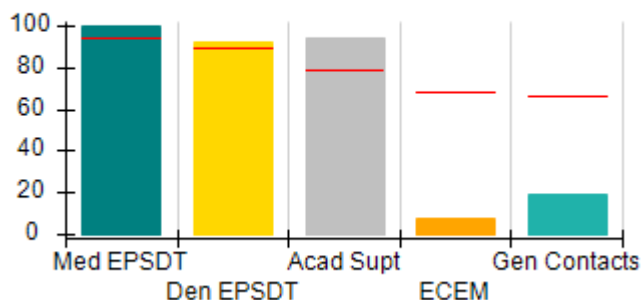
Safety Outcomes (%)



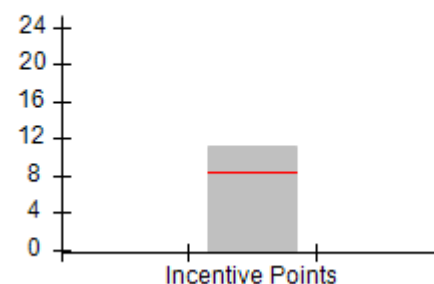
Permanency Outcomes (%)



Well-Being Outcomes (%)



Incentives Earned (Points)





DHS, DFCS, Office of Provider Management  
**Performance-Based Placement Measures**  
**RBWO Provider GA+SCORECARD - CCI**  
 Report Quarter: Q2 FY2019



<b>Provider/Program Name: Elks Aidmore Children's Center - (628) - CCI</b>				
<b>2394 Morrison Rd., Conyers, GA 30094</b>		<b>Quarterly Scores (Grades)</b>		<b>Current Quarter Score (Grade)</b>
<b>Phone: 770-483-3535</b>		<b>Q1: 93.81 (A-)</b>	<b>Q2: 91.08 (A-)</b>	<b>91.08% (A-)</b>
<b>Vendor ID# 35321</b>		<b>Q3: N/A</b>	<b>Q4: N/A</b>	
Program Census Information:		# Children in Care During Quarter: 22	# Placements During Quarter: 22	# Children in Care On Last Day: 11
	<b>Avg Performance All CCIs (%)</b>	<b>Provider Performance (%)*</b>	<b>Possible Points (Weight)</b>	<b>Provider Points Earned</b>
<b>OPM Monitoring Reviews</b>				
Annual Comprehensive Reviews	86%	95%	25	23.83
Safety Reviews	91%	89%	15	13.31
<b>Monitoring Sub-Total</b>			<b>40</b>	<b>37.14</b>
<b>CCI Safety Outcomes</b>				
Incidence of Maltreatment	0.17%	No Substantiated Reports	10	10.00
Staff Training/Foundations	95%	100%	5	5.00
Staff Safety Checks	90%	100%	5	5.00
<b>Safety Sub-Total</b>			<b>20</b>	<b>20.00</b>
<b>CCI Permanency Outcomes</b>				
Placement Stability	89%	77%	15	11.55
<b>Permanency Sub-Total</b>			<b>15</b>	<b>11.55</b>
<b>CCI Well-Being Outcomes</b>				
EPSDT Medical Visits	94%	100%	4	4.00
EPSDT Dental Visits	89%	92%	4	3.68
Academic Supports	78%	94%	3	2.82
Provider ECEM Visits	68%	8%	7	0.56
Provider General Contacts	67%	19%	7	1.33
Placements with Siblings	37%	0%	Not Scored	Not Scored
Placements within Legal County	15%	0%	Not Scored	Not Scored
<b>Well-Being Sub-Total</b>			<b>25</b>	<b>12.39</b>
*Performance calculation descriptions can be found in the FY 2019 RBWO PBP Measurements and Standards Guide.				

<b>Monitoring &amp; Outcomes: Possible Points = 100</b>		<b>Points Earned = 81.08</b>	
<b>Score Before Incentives Credit</b>			<b>81.08%</b>
<b>Incentives Awarded</b>			<b>10.00 pts</b>
<b>PBP Verification</b>			<b>N/A pts</b>
<b>Total Score</b>			<b>91.08%</b>



**DHS, DFCS, Office of Provider Management**  
**Performance-Based Placement Measures**  
**RBWO Provider GA+SCORECARD - CCI**  
**Report Quarter: Q2 FY2019**



**Provider/Program Name: Elks Aidmore Children's Center - (628) - CCI**

Program Census Information:		# Children in Care During Quarter: 22	# Placements During Quarter: 22	# Children in Care On Last Day: 11
CCI Incentive Credits	Avg Performance All CCIs (Points)	Provider Performance (%)*	Possible Points (Weight)	Provider Points Earned
Early EPSDT Medical Visits		100%	2	2.00
Early EPSDT Dental Visits		83%	2	1.66
Permanency Contacts		0%	5	0.00
Additional Academic Supports		46%	2	0.92
HS Grad/GED/Prof or Trade Certificate/College		N/A	10/5/5/1	
EYSS Agreement		Not Eligible	5	
Community Connections		0%	4	0.00
Active Agency Accreditation		50%	4	2.00
Staff Clinical Licensure		10%	5	0.50
Behavior Management (threshold = 0)		100%	4	4.00
<b>Incentives Total</b>	<b>8.28</b>			<b>11.08</b>
Maximum total combined incentive credit allowed is 10 points.			<b>Incentives Awarded</b>	<b>10.00</b>

\*Performance calculation descriptions can be found in the FY 2019 RBWO PBP Measurements and Standards Guide.

**Child Protective Services Investigations and Dispositions**

The following investigations data, which is not used for scoring but is considered significant to a provider's performance, is from Georgia SHINES and is not considered final or complete until the end of the fiscal year.

Total Reports:	3
Number Screened In:	2
Number Screened Out:	1
Number Substantiated:	0
Number Unsubstantiated:	1
Number Active CPS Investigations:	1



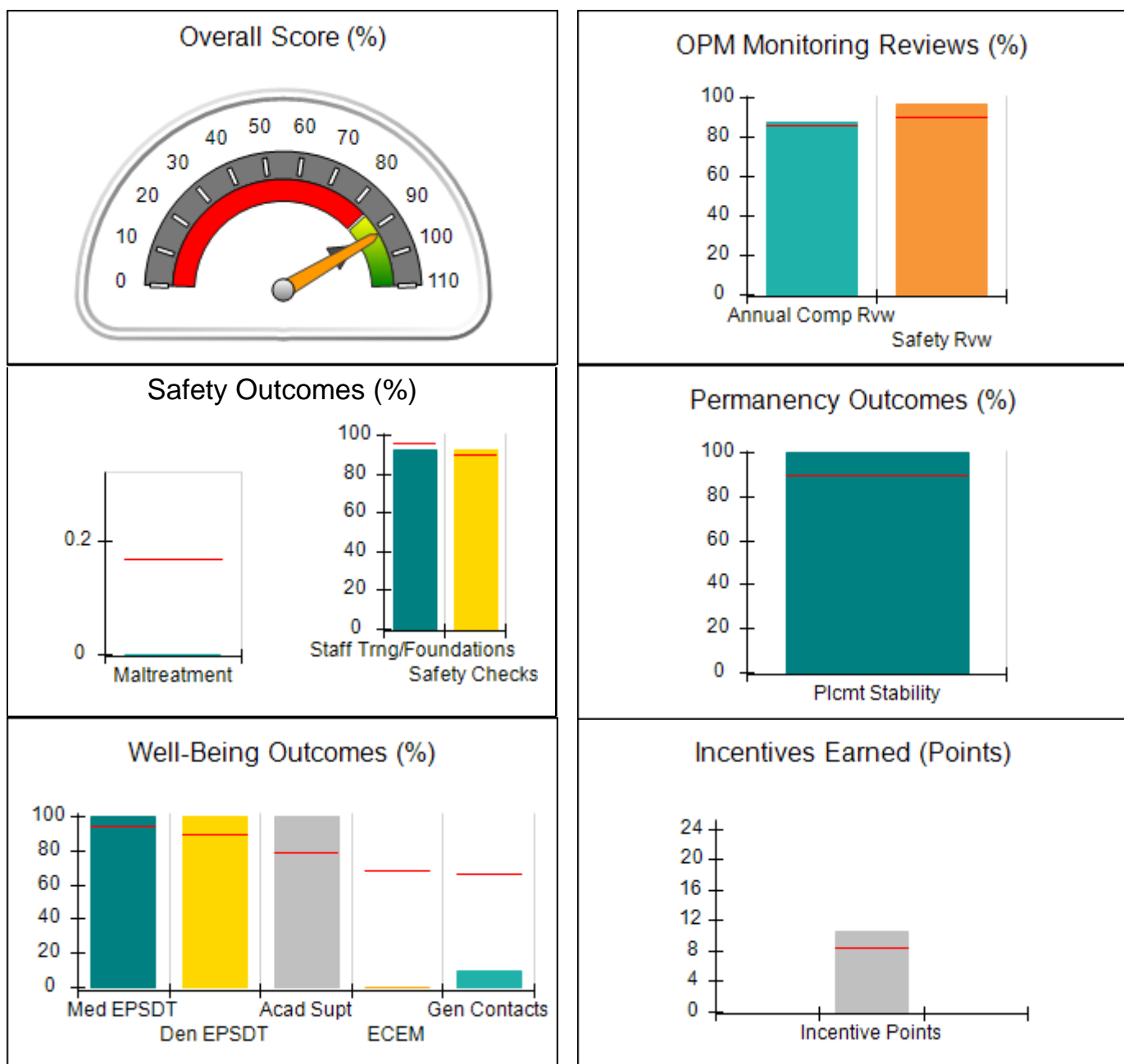
**DHS, DFCS, Office of Provider Management**  
**Performance-Based Placement Measures**  
**RBWO Provider GA+SCORECARD - CCI**



**Report Quarter: Q2 FY2019**

Provider/Program Name: Embracing Arms - (944) - CCI			
1673 Hearthstone Court, Jonesboro, GA 30236	Quarterly Scores (Grades)		Current Quarter Score (Grade)
Phone: 678-437-4557	Q1: 99.65 (A+)	Q2: 92.34 (A-)	<b>92.34%</b> <b>(A-)</b>
Vendor ID# 35323	Q3: N/A	Q4: N/A	
Program Census Information:	# Children in Care During Quarter: 11	# Placements During Quarter: 12	# Children in Care On Last Day: 5
Quarterly Provider Comparisons to All CCIs			

▼ — indicates average for all CCIs





DHS, DFCS, Office of Provider Management  
**Performance-Based Placement Measures**  
**RBWO Provider GA+SCORECARD - CCI**  
 Report Quarter: Q2 FY2019



<b>Provider/Program Name: Embracing Arms - (944) - CCI</b>				
<b>1673 Hearthstone Court, Jonesboro, GA 30236</b>		<b>Quarterly Scores (Grades)</b>		<b>Current Quarter Score (Grade)</b>
<b>Phone: 678-437-4557</b>		<b>Q1: 99.65 (A+)</b>	<b>Q2: 92.34 (A-)</b>	<b>92.34%</b> <b>(A-)</b>
<b>Vendor ID# 35323</b>		<b>Q3: N/A</b>	<b>Q4: N/A</b>	
Program Census Information:		# Children in Care During Quarter: 11	# Placements During Quarter: 12	# Children in Care On Last Day: 5
	<b>Avg Performance All CCIs (%)</b>	<b>Provider Performance (%)*</b>	<b>Possible Points (Weight)</b>	<b>Provider Points Earned</b>
<b>OPM Monitoring Reviews</b>				
Annual Comprehensive Reviews	86%	88%	25	21.94
Safety Reviews	91%	97%	15	14.49
<b>Monitoring Sub-Total</b>			<b>40</b>	<b>36.44</b>
<b>CCI Safety Outcomes</b>				
Incidence of Maltreatment	0.17%	No Substantiated Reports	10	10.00
Staff Training/Foundations	95%	92%	5	4.60
Staff Safety Checks	90%	92%	5	4.60
<b>Safety Sub-Total</b>			<b>20</b>	<b>19.20</b>
<b>CCI Permanency Outcomes</b>				
Placement Stability	89%	100%	15	15.00
<b>Permanency Sub-Total</b>			<b>15</b>	<b>15.00</b>
<b>CCI Well-Being Outcomes</b>				
EPSDT Medical Visits	94%	100%	4	4.00
EPSDT Dental Visits	89%	100%	4	4.00
Academic Supports	78%	100%	3	3.00
Provider ECEM Visits	68%	0%	7	0.00
Provider General Contacts	67%	10%	7	0.70
Placements with Siblings	37%	Not Eligible	Not Scored	Not Scored
Placements within Legal County	15%	0%	Not Scored	Not Scored
<b>Well-Being Sub-Total</b>			<b>25</b>	<b>11.70</b>
*Performance calculation descriptions can be found in the FY 2019 RBWO PBP Measurements and Standards Guide.				

<b>Monitoring &amp; Outcomes: Possible Points = 100</b>		<b>Points Earned = 82.34</b>	
<b>Score Before Incentives Credit</b>			<b>82.34%</b>
<b>Incentives Awarded</b>			<b>10.00 pts</b>
<b>PBP Verification</b>			<b>N/A pts</b>
<b>Total Score</b>			<b>92.34%</b>



**DHS, DFCS, Office of Provider Management**  
**Performance-Based Placement Measures**  
**RBWO Provider GA+SCORECARD - CCI**



**Report Quarter: Q2 FY2019**

**Provider/Program Name: Embracing Arms - (944) - CCI**

Program Census Information:		# Children in Care During Quarter: 11	# Placements During Quarter: 12	# Children in Care On Last Day: 5
CCI Incentive Credits	Avg Performance All CCIs (Points)	Provider Performance (%)*	Possible Points (Weight)	Provider Points Earned
Early EPSDT Medical Visits		100%	2	2.00
Early EPSDT Dental Visits		100%	2	2.00
Permanency Contacts		None Planned	5	
Additional Academic Supports		100%	2	2.00
HS Grad/GED/Prof or Trade Certificate/College		N/A	10/5/5/1	
EYSS Agreement		Not Eligible	5	
Community Connections		0%	4	0.00
Active Agency Accreditation		0%	4	0.00
Staff Clinical Licensure		10%	5	0.50
Behavior Management (threshold = 0)		100%	4	4.00
<b>Incentives Total</b>	<b>8.28</b>			<b>10.50</b>
Maximum total combined incentive credit allowed is 10 points.			<b>Incentives Awarded</b>	<b>10.00</b>

\*Performance calculation descriptions can be found in the FY 2019 RBWO PBP Measurements and Standards Guide.

**Child Protective Services Investigations and Dispositions**

The following investigations data, which is not used for scoring but is considered significant to a provider's performance, is from Georgia SHINES and is not considered final or complete until the end of the fiscal year.

Total Reports:	0
Number Screened In:	0
Number Screened Out:	0
Number Substantiated:	0
Number Unsubstantiated:	0
Number Active CPS Investigations:	0





**DHS, DFCS, Office of Provider Management**  
**Performance-Based Placement Measures**  
**RBWO Provider GA+SCORECARD - CCI**  
**Report Quarter: Q2 FY2019**



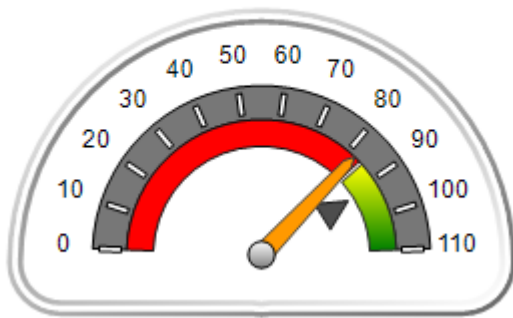
**Provider/Program Name: Embracing Arms - Jackson (5194) - CCI**

168 Evans Road, Jackson, GA 30233	Quarterly Scores (Grades)		Current Quarter Score (Grade)
Phone: 678-437-4557	Q1: 91.95 (A-)	Q2: 82.22 (B-)	<b>82.22%</b> <b>(B-)</b>
Vendor ID# 125398	Q3: N/A	Q4: N/A	
Program Census Information:	# Children in Care During Quarter: 7	# Placements During Quarter: 7	# Children in Care On Last Day: 4

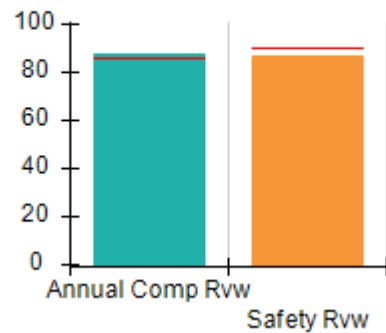
**Quarterly Provider Comparisons to All CCIs**

▼ — indicates average for all CCIs

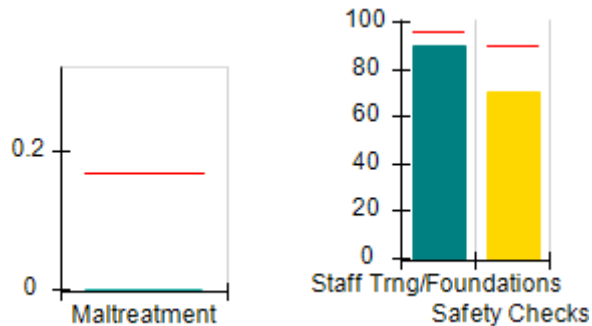
Overall Score (%)



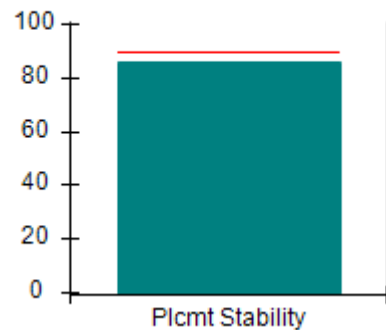
OPM Monitoring Reviews (%)



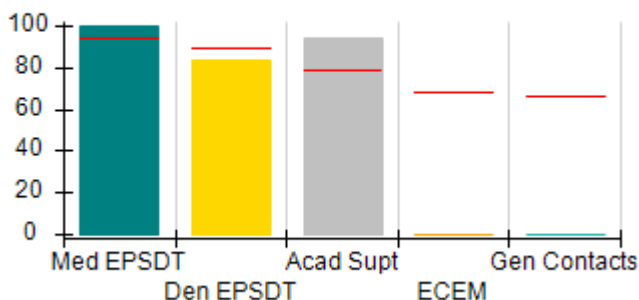
Safety Outcomes (%)



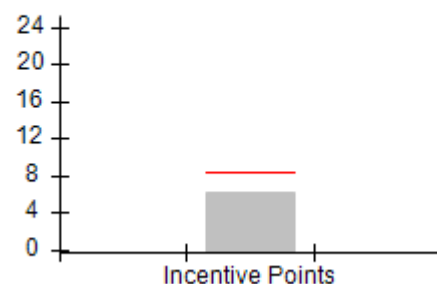
Permanency Outcomes (%)



Well-Being Outcomes (%)



Incentives Earned (Points)





DHS, DFCS, Office of Provider Management  
**Performance-Based Placement Measures**  
**RBWO Provider GA+SCORECARD - CCI**  
 Report Quarter: Q2 FY2019



Provider/Program Name: Embracing Arms - Jackson (5194) - CCI				
168 Evans Road, Jackson, GA 30233		Quarterly Scores (Grades)		Current Quarter Score (Grade)
Phone: 678-437-4557		Q1: 91.95 (A-)	Q2: 82.22 (B-)	<b>82.22%</b> <b>(B-)</b>
Vendor ID# 125398		Q3: N/A	Q4: N/A	
Program Census Information:		# Children in Care During Quarter: 7	# Placements During Quarter: 7	# Children in Care On Last Day: 4
	Avg Performance All CCIs (%)	Provider Performance (%)*	Possible Points (Weight)	Provider Points Earned
<b>OPM Monitoring Reviews</b>				
Annual Comprehensive Reviews	86%	88%	25	21.97
Safety Reviews	91%	87%	15	13.05
<b>Monitoring Sub-Total</b>			<b>40</b>	<b>35.02</b>
<b>CCI Safety Outcomes</b>				
Incidence of Maltreatment	0.17%	No Substantiated Reports	10	10.00
Staff Training/Foundations	95%	90%	5	4.50
Staff Safety Checks	90%	70%	5	3.50
<b>Safety Sub-Total</b>			<b>20</b>	<b>18.00</b>
<b>CCI Permanency Outcomes</b>				
Placement Stability	89%	86%	15	12.90
<b>Permanency Sub-Total</b>			<b>15</b>	<b>12.90</b>
<b>CCI Well-Being Outcomes</b>				
EPSDT Medical Visits	94%	100%	4	4.00
EPSDT Dental Visits	89%	83%	4	3.32
Academic Supports	78%	94%	3	2.82
Provider ECEM Visits	68%	0%	7	0.00
Provider General Contacts	67%	0%	7	0.00
Placements with Siblings	37%	0%	Not Scored	Not Scored
Placements within Legal County	15%	0%	Not Scored	Not Scored
<b>Well-Being Sub-Total</b>			<b>25</b>	<b>10.14</b>
*Performance calculation descriptions can be found in the FY 2019 RBWO PBP Measurements and Standards Guide.				

Monitoring & Outcomes: Possible Points = 100		Points Earned = 76.06	
Score Before Incentives Credit			<b>76.06%</b>
Incentives Awarded			<b>6.16 pts</b>
PBP Verification			<b>N/A pts</b>
<b>Total Score</b>			<b>82.22%</b>



**DHS, DFCS, Office of Provider Management**  
**Performance-Based Placement Measures**  
**RBWO Provider GA+SCORECARD - CCI**  
**Report Quarter: Q2 FY2019**



**Provider/Program Name: Embracing Arms - Jackson (5194) - CCI**

Program Census Information:		# Children in Care During Quarter: 7	# Placements During Quarter: 7	# Children in Care On Last Day: 4
CCI Incentive Credits	Avg Performance All CCIs (Points)	Provider Performance (%)*	Possible Points (Weight)	Provider Points Earned
Early EPSDT Medical Visits		Not Eligible	2	
Early EPSDT Dental Visits		0%	2	0.00
Permanency Contacts		None Planned	5	
Additional Academic Supports		83%	2	1.66
HS Grad/GED/Prof or Trade Certificate/College		N/A	10/5/5/1	
EYSS Agreement		Not Eligible	5	
Community Connections		0%	4	0.00
Active Agency Accreditation		0%	4	0.00
Staff Clinical Licensure		10%	5	0.50
Behavior Management (threshold = 0)		100%	4	4.00
<b>Incentives Total</b>	<b>8.28</b>			<b>6.16</b>
Maximum total combined incentive credit allowed is 10 points.			<b>Incentives Awarded</b>	<b>6.16</b>

\*Performance calculation descriptions can be found in the FY 2019 RBWO PBP Measurements and Standards Guide.

**Child Protective Services Investigations and Dispositions**

The following investigations data, which is not used for scoring but is considered significant to a provider's performance, is from Georgia SHINES and is not considered final or complete until the end of the fiscal year.

Total Reports:	0
Number Screened In:	0
Number Screened Out:	0
Number Substantiated:	0
Number Unsubstantiated:	0
Number Active CPS Investigations:	0

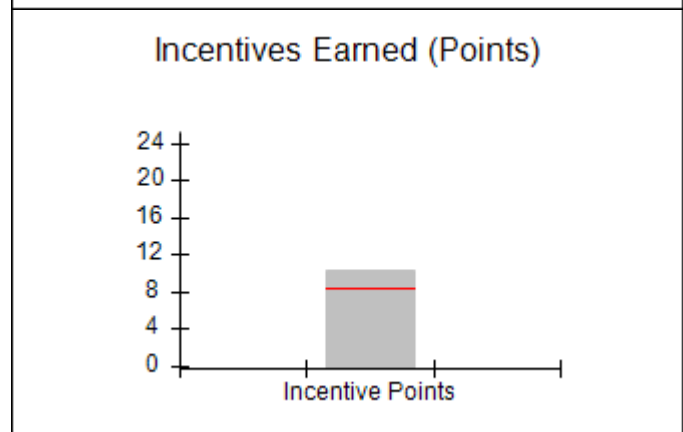
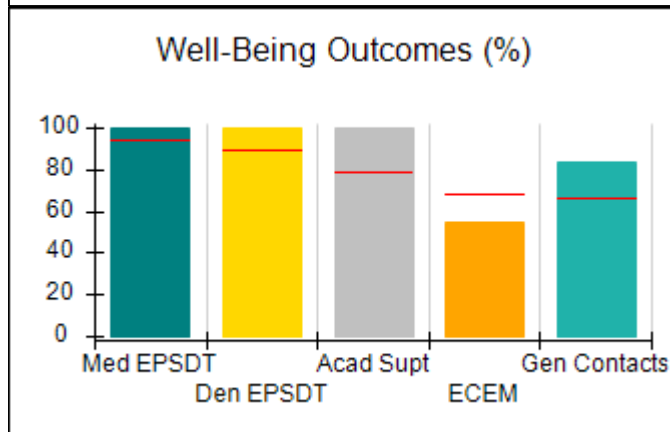
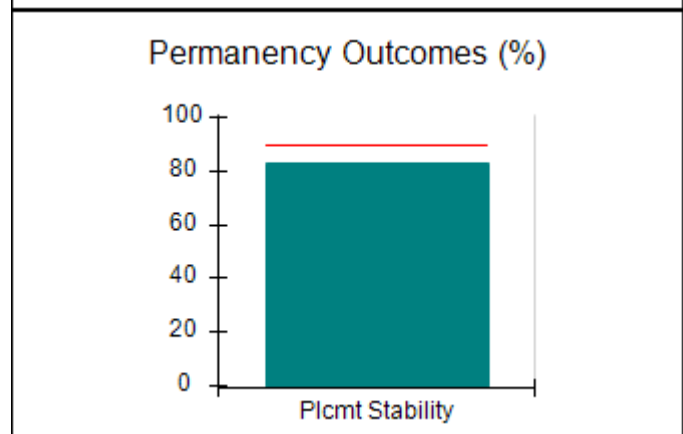
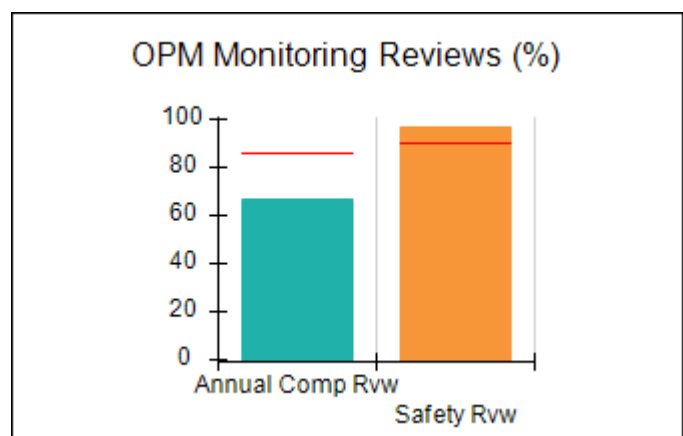
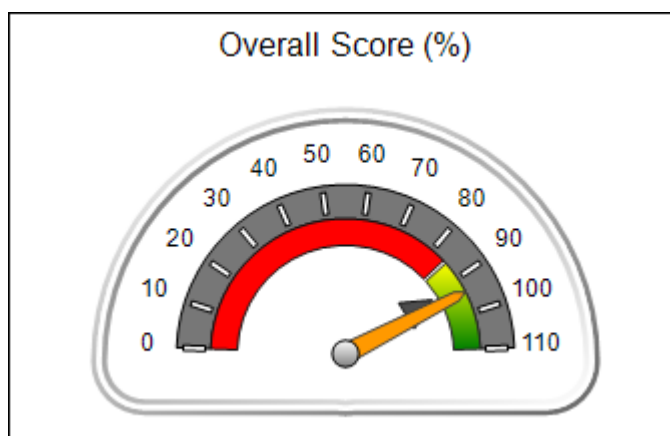


**DHS, DFCS, Office of Provider Management**  
**Performance-Based Placement Measures**  
**RBWO Provider GA+SCORECARD - CCI**  
**Report Quarter: Q2 FY2019**



Provider/Program Name: Families First - College Park Boys Group Home (638) - CCI			
2345 Morris Rd., College Park, GA 30349	Quarterly Scores (Grades)		Current Quarter Score (Grade)
Phone: 404-853-2867	Q1: 88.47 (B+)	Q2: 94.22 (A)	94.22% (A)
Vendor ID# 35334	Q3: N/A	Q4: N/A	
Program Census Information:	# Children in Care During Quarter: 6	# Placements During Quarter: 6	# Children in Care On Last Day: 3
Quarterly Provider Comparisons to All CCIs			

▼ — indicates average for all CCIs





DHS, DFCS, Office of Provider Management  
**Performance-Based Placement Measures**  
**RBWO Provider GA+SCORECARD - CCI**  
 Report Quarter: Q2 FY2019



Provider/Program Name: Families First - College Park Boys Group Home (638) - CCI				
2345 Morris Rd., College Park, GA 30349		Quarterly Scores (Grades)		Current Quarter Score (Grade)
Phone: 404-853-2867		Q1: 88.47 (B+)	Q2: 94.22 (A)	<b>94.22%</b> <b>(A)</b>
Vendor ID# 35334		Q3: N/A	Q4: N/A	
Program Census Information:		# Children in Care During Quarter: 6	# Placements During Quarter: 6	# Children in Care On Last Day: 3
	Avg Performance All CCIs (%)	Provider Performance (%)*	Possible Points (Weight)	Provider Points Earned
<b>OPM Monitoring Reviews</b>				
Annual Comprehensive Reviews	86%	66%	25	16.58
Safety Reviews	91%	97%	15	14.53
<b>Monitoring Sub-Total</b>			<b>40</b>	<b>31.11</b>
<b>CCI Safety Outcomes</b>				
Incidence of Maltreatment	0.17%	No Substantiated Reports	10	10.00
Staff Training/Foundations	95%	100%	5	5.00
Staff Safety Checks	90%	100%	5	5.00
<b>Safety Sub-Total</b>			<b>20</b>	<b>20.00</b>
<b>CCI Permanency Outcomes</b>				
Placement Stability	89%	83%	15	12.45
<b>Permanency Sub-Total</b>			<b>15</b>	<b>12.45</b>
<b>CCI Well-Being Outcomes</b>				
EPSDT Medical Visits	94%	100%	4	4.00
EPSDT Dental Visits	89%	100%	4	4.00
Academic Supports	78%	100%	3	3.00
Provider ECEM Visits	68%	55%	7	3.85
Provider General Contacts	67%	83%	7	5.81
Placements with Siblings	37%	0%	Not Scored	Not Scored
Placements within Legal County	15%	50%	Not Scored	Not Scored
<b>Well-Being Sub-Total</b>			<b>25</b>	<b>20.66</b>
*Performance calculation descriptions can be found in the FY 2019 RBWO PBP Measurements and Standards Guide.				

<b>Monitoring &amp; Outcomes: Possible Points = 100</b>		<b>Points Earned = 84.22</b>	
<b>Score Before Incentives Credit</b>			<b>84.22%</b>
<b>Incentives Awarded</b>			<b>10.00 pts</b>
<b>PBP Verification</b>			<b>N/A pts</b>
<b>Total Score</b>			<b>94.22%</b>



DHS, DFCS, Office of Provider Management  
**Performance-Based Placement Measures**  
**RBWO Provider GA+SCORECARD - CCI**  
Report Quarter: Q2 FY2019



**Provider/Program Name: Families First - College Park Boys Group Home (638) - CCI**

Program Census Information:		# Children in Care During Quarter: 6	# Placements During Quarter: 6	# Children in Care On Last Day: 3
CCI Incentive Credits	Avg Performance All CCIs (Points)	Provider Performance (%)*	Possible Points (Weight)	Provider Points Earned
Early EPSDT Medical Visits		100%	2	2.00
Early EPSDT Dental Visits		100%	2	2.00
Permanency Contacts		None Planned	5	
Additional Academic Supports		18%	2	0.36
HS Grad/GED/Prof or Trade Certificate/College		N/A	10/5/5/1	
EYSS Agreement		Not Eligible	5	
Community Connections		0%	4	0.00
Active Agency Accreditation		50%	4	2.00
Staff Clinical Licensure		0%	5	0.00
Behavior Management (threshold = 0)		100%	4	4.00
<b>Incentives Total</b>	<b>8.28</b>			<b>10.36</b>
Maximum total combined incentive credit allowed is 10 points.			<b>Incentives Awarded</b>	<b>10.00</b>

\*Performance calculation descriptions can be found in the FY 2019 RBWO PBP Measurements and Standards Guide.

**Child Protective Services Investigations and Dispositions**

The following investigations data, which is not used for scoring but is considered significant to a provider's performance, is from Georgia SHINES and is not considered final or complete until the end of the fiscal year.

Total Reports:	0
Number Screened In:	0
Number Screened Out:	0
Number Substantiated:	0
Number Unsubstantiated:	0
Number Active CPS Investigations:	0



DHS, DFCS, Office of Provider Management  
**Performance-Based Placement Measures**  
**RBWO Provider GA+SCORECARD - CCI**  
 Report Quarter: Q2 FY2019



Provider/Program Name: Families First - Gwindale Girls Group Home (640) - CCI			
2176 Ridgedale Dr., Grayson, GA 30817	Quarterly Scores (Grades)		Current Quarter Score (Grade)
Phone: 404-853-2867	Q1: 103.15 (A+)	Q2: 103.41 (A+)	<b>103.41%</b> <b>(A+)</b>
Vendor ID# 35336	Q3: N/A	Q4: N/A	
Program Census Information:	# Children in Care During Quarter: 6	# Placements During Quarter: 6	# Children in Care On Last Day: 5
Quarterly Provider Comparisons to All CCIs			

▼ — indicates average for all CCIs





DHS, DFCS, Office of Provider Management  
**Performance-Based Placement Measures**  
**RBWO Provider GA+SCORECARD - CCI**  
 Report Quarter: Q2 FY2019



<b>Provider/Program Name: Families First - Gwindale Girls Group Home (640) - CCI</b>				
2176 Ridgedale Dr., Grayson, GA 30817		Quarterly Scores (Grades)		Current Quarter Score (Grade)
Phone: 404-853-2867		Q1: 103.15 (A+)	Q2: 103.41 (A+)	<b>103.41%</b> <b>(A+)</b>
Vendor ID# 35336		Q3: N/A	Q4: N/A	
Program Census Information:		# Children in Care During Quarter: 6	# Placements During Quarter: 6	# Children in Care On Last Day: 5
	Avg Performance All CCIs (%)	Provider Performance (%)*	Possible Points (Weight)	Provider Points Earned
<b>OPM Monitoring Reviews</b>				
Annual Comprehensive Reviews	86%	94%	25	23.43
Safety Reviews	91%	93%	15	13.92
<b>Monitoring Sub-Total</b>			<b>40</b>	<b>37.35</b>
<b>CCI Safety Outcomes</b>				
Incidence of Maltreatment	0.17%	No Substantiated Reports	10	10.00
Staff Training/Foundations	95%	100%	5	5.00
Staff Safety Checks	90%	100%	5	5.00
<b>Safety Sub-Total</b>			<b>20</b>	<b>20.00</b>
<b>CCI Permanency Outcomes</b>				
Placement Stability	89%	100%	15	15.00
<b>Permanency Sub-Total</b>			<b>15</b>	<b>15.00</b>
<b>CCI Well-Being Outcomes</b>				
EPSDT Medical Visits	94%	100%	4	4.00
EPSDT Dental Visits	89%	100%	4	4.00
Academic Supports	78%	69%	3	2.07
Provider ECEM Visits	68%	63%	7	4.41
Provider General Contacts	67%	94%	7	6.58
Placements with Siblings	37%	75%	Not Scored	Not Scored
Placements within Legal County	15%	0%	Not Scored	Not Scored
<b>Well-Being Sub-Total</b>			<b>25</b>	<b>21.06</b>
*Performance calculation descriptions can be found in the FY 2019 RBWO PBP Measurements and Standards Guide.				

<b>Monitoring &amp; Outcomes: Possible Points = 100</b>		<b>Points Earned = 93.41</b>	
<b>Score Before Incentives Credit</b>			<b>93.41%</b>
<b>Incentives Awarded</b>			<b>10.00 pts</b>
<b>PBP Verification</b>			<b>N/A pts</b>
<b>Total Score</b>			<b>103.41%</b>





**DHS, DFCS, Office of Provider Management**  
**Performance-Based Placement Measures**  
**RBWO Provider GA+SCORECARD - CCI**  
**Report Quarter: Q2 FY2019**



**Provider/Program Name: Families First - Gwindale Girls Group Home (640) - CCI**

Program Census Information:		# Children in Care During Quarter: 6	# Placements During Quarter: 6	# Children in Care On Last Day: 5
CCI Incentive Credits	Avg Performance All CCIs (Points)	Provider Performance (%)*	Possible Points (Weight)	Provider Points Earned
Early EPSDT Medical Visits		Not Eligible	2	
Early EPSDT Dental Visits		100%	2	2.00
Permanency Contacts		None Planned	5	
Additional Academic Supports		23%	2	0.46
HS Grad/GED/Prof or Trade Certificate/College		N/A	10/5/5/1	
EYSS Agreement		100%	5	5.00
Community Connections		0%	4	0.00
Active Agency Accreditation		50%	4	2.00
Staff Clinical Licensure		0%	5	0.00
Behavior Management (threshold = 0)		100%	4	4.00
<b>Incentives Total</b>	<b>8.28</b>			<b>13.46</b>
Maximum total combined incentive credit allowed is 10 points.			<b>Incentives Awarded</b>	<b>10.00</b>

\*Performance calculation descriptions can be found in the FY 2019 RBWO PBP Measurements and Standards Guide.

**Child Protective Services Investigations and Dispositions**

The following investigations data, which is not used for scoring but is considered significant to a provider's performance, is from Georgia SHINES and is not considered final or complete until the end of the fiscal year.

Total Reports:	0
Number Screened In:	0
Number Screened Out:	0
Number Substantiated:	0
Number Unsubstantiated:	0
Number Active CPS Investigations:	0



**DHS, DFCS, Office of Provider Management**  
**Performance-Based Placement Measures**  
**RBWO Provider GA+SCORECARD - CCI**  
**Report Quarter: Q2 FY2019**



Provider/Program Name: Families First - Maternity/Second Chance Home (642) - CCI			
2625 Jerome Rd., College Park, GA 30349	Quarterly Scores (Grades)		Current Quarter Score (Grade)
Phone: 404-853-2877	Q1: 97.20 (A+)	Q2: 99.66 (A+)	<b>99.66%</b> <b>(A+)</b>
Vendor ID# 35339	Q3: N/A	Q4: N/A	
Program Census Information:	# Children in Care During Quarter: 7	# Placements During Quarter: 7	# Children in Care On Last Day: 5
Quarterly Provider Comparisons to All CCIs			

▼ — indicates average for all CCIs





DHS, DFCS, Office of Provider Management  
**Performance-Based Placement Measures**  
**RBWO Provider GA+SCORECARD - CCI**  
 Report Quarter: Q2 FY2019



Provider/Program Name: Families First - Maternity/Second Chance Home (642) - CCI				
2625 Jerome Rd., College Park, GA 30349		Quarterly Scores (Grades)		Current Quarter Score (Grade)
Phone: 404-853-2877		Q1: 97.20 (A+)	Q2: 99.66 (A+)	<b>99.66%</b> <b>(A+)</b>
Vendor ID# 35339		Q3: N/A	Q4: N/A	
Program Census Information:		# Children in Care During Quarter: 7	# Placements During Quarter: 7	# Children in Care On Last Day: 5
	Avg Performance All CCIs (%)	Provider Performance (%)*	Possible Points (Weight)	Provider Points Earned
<b>OPM Monitoring Reviews</b>				
Annual Comprehensive Reviews	86%	82%	25	20.61
Safety Reviews	91%	91%	15	13.59
<b>Monitoring Sub-Total</b>			<b>40</b>	<b>34.20</b>
<b>CCI Safety Outcomes</b>				
Incidence of Maltreatment	0.17%	No Substantiated Reports	10	10.00
Staff Training/Foundations	95%	100%	5	5.00
Staff Safety Checks	90%	100%	5	5.00
<b>Safety Sub-Total</b>			<b>20</b>	<b>20.00</b>
<b>CCI Permanency Outcomes</b>				
Placement Stability	89%	100%	15	15.00
<b>Permanency Sub-Total</b>			<b>15</b>	<b>15.00</b>
<b>CCI Well-Being Outcomes</b>				
EPSDT Medical Visits	94%	67%	4	2.68
EPSDT Dental Visits	89%	100%	4	4.00
Academic Supports	78%	100%	3	3.00
Provider ECEM Visits	68%	78%	7	5.46
Provider General Contacts	67%	76%	7	5.32
Placements with Siblings	37%	0%	Not Scored	Not Scored
Placements within Legal County	15%	0%	Not Scored	Not Scored
<b>Well-Being Sub-Total</b>			<b>25</b>	<b>20.46</b>
*Performance calculation descriptions can be found in the FY 2019 RBWO PBP Measurements and Standards Guide.				

<b>Monitoring &amp; Outcomes: Possible Points = 100</b>		<b>Points Earned = 89.66</b>	
<b>Score Before Incentives Credit</b>			<b>89.66%</b>
<b>Incentives Awarded</b>			<b>10.00 pts</b>
<b>PBP Verification</b>			<b>N/A pts</b>
<b>Total Score</b>			<b>99.66%</b>



**DHS, DFCS, Office of Provider Management**  
**Performance-Based Placement Measures**  
**RBWO Provider GA+SCORECARD - CCI**  
**Report Quarter: Q2 FY2019**



**Provider/Program Name: Families First - Maternity/Second Chance Home (642) - CCI**

Program Census Information:		# Children in Care During Quarter: 7	# Placements During Quarter: 7	# Children in Care On Last Day: 5
CCI Incentive Credits	Avg Performance All CCIs (Points)	Provider Performance (%)*	Possible Points (Weight)	Provider Points Earned
Early EPSDT Medical Visits		100%	2	2.00
Early EPSDT Dental Visits		100%	2	2.00
Permanency Contacts		None Planned	5	
Additional Academic Supports		0%	2	0.00
HS Grad/GED/Prof or Trade Certificate/College		N/A	10/5/5/1	
EYSS Agreement		Not Eligible	5	
Community Connections		0%	4	0.00
Active Agency Accreditation		50%	4	2.00
Staff Clinical Licensure		0%	5	0.00
Behavior Management (threshold = 0)		100%	4	4.00
<b>Incentives Total</b>	<b>8.28</b>			<b>10.00</b>
Maximum total combined incentive credit allowed is 10 points.			<b>Incentives Awarded</b>	<b>10.00</b>

\*Performance calculation descriptions can be found in the FY 2019 RBWO PBP Measurements and Standards Guide.

**Child Protective Services Investigations and Dispositions**

The following investigations data, which is not used for scoring but is considered significant to a provider's performance, is from Georgia SHINES and is not considered final or complete until the end of the fiscal year.

Total Reports:	0
Number Screened In:	0
Number Screened Out:	0
Number Substantiated:	0
Number Unsubstantiated:	0
Number Active CPS Investigations:	0



**DHS, DFCS, Office of Provider Management**  
**Performance-Based Placement Measures**  
**RBWO Provider GA+SCORECARD - CCI**  
**Report Quarter: Q2 FY2019**



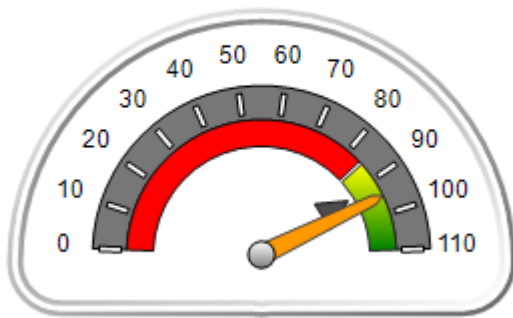
**Provider/Program Name: Family Choices - (5153) - CCI**

6345 Queens Road, Douglasville, GA 30135	Quarterly Scores (Grades)		Current Quarter Score (Grade)
Phone: 404-474-2064	Q1: 102.19 (A+)	Q2: 95.07 (A)	<b>95.07%</b> <b>(A)</b>
Vendor ID# 54024	Q3: N/A	Q4: N/A	
Program Census Information:	# Children in Care During Quarter: 7	# Placements During Quarter: 7	# Children in Care On Last Day: 4

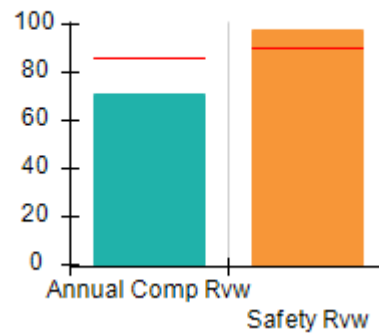
**Quarterly Provider Comparisons to All CCIs**

▼ — indicates average for all CCIs

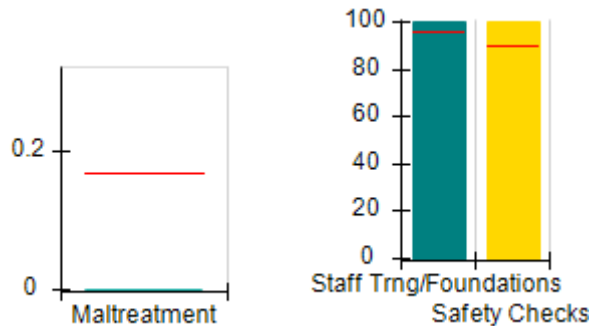
**Overall Score (%)**



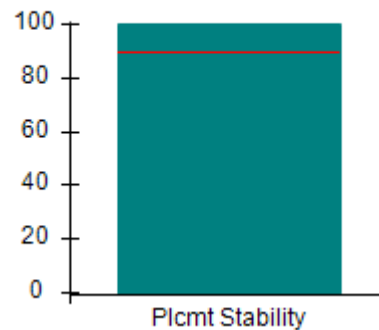
**OPM Monitoring Reviews (%)**



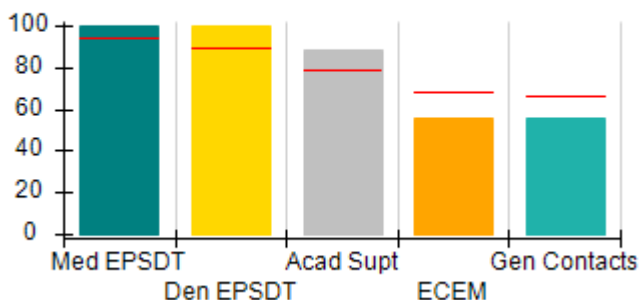
**Safety Outcomes (%)**



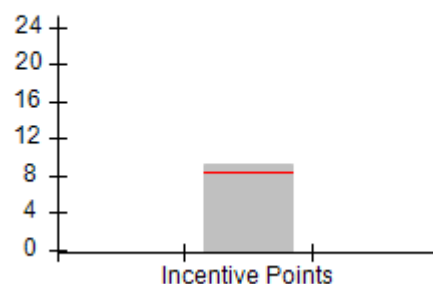
**Permanency Outcomes (%)**



**Well-Being Outcomes (%)**



**Incentives Earned (Points)**





DHS, DFCS, Office of Provider Management  
**Performance-Based Placement Measures**  
**RBWO Provider GA+SCORECARD - CCI**  
 Report Quarter: Q2 FY2019



<b>Provider/Program Name: Family Choices - (5153) - CCI</b>				
6345 Queens Road, Douglasville, GA 30135		Quarterly Scores (Grades)		Current Quarter Score (Grade)
Phone: 404-474-2064		Q1: 102.19 (A+)	Q2: 95.07 (A)	<b>95.07%</b> <b>(A)</b>
Vendor ID# 54024		Q3: N/A	Q4: N/A	
Program Census Information:		# Children in Care During Quarter: 7	# Placements During Quarter: 7	# Children in Care On Last Day: 4
	Avg Performance All CCIs (%)	Provider Performance (%)*	Possible Points (Weight)	Provider Points Earned
<b>OPM Monitoring Reviews</b>				
Annual Comprehensive Reviews	86%	71%	25	17.79
Safety Reviews	91%	98%	15	14.67
<b>Monitoring Sub-Total</b>			<b>40</b>	<b>32.47</b>
<b>CCI Safety Outcomes</b>				
Incidence of Maltreatment	0.17%	No Substantiated Reports	10	10.00
Staff Training/Foundations	95%	100%	5	5.00
Staff Safety Checks	90%	100%	5	5.00
<b>Safety Sub-Total</b>			<b>20</b>	<b>20.00</b>
<b>CCI Permanency Outcomes</b>				
Placement Stability	89%	100%	15	15.00
<b>Permanency Sub-Total</b>			<b>15</b>	<b>15.00</b>
<b>CCI Well-Being Outcomes</b>				
EPSDT Medical Visits	94%	100%	4	4.00
EPSDT Dental Visits	89%	100%	4	4.00
Academic Supports	78%	88%	3	2.64
Provider ECEM Visits	68%	56%	7	3.92
Provider General Contacts	67%	56%	7	3.92
Placements with Siblings	37%	0%	Not Scored	Not Scored
Placements within Legal County	15%	0%	Not Scored	Not Scored
<b>Well-Being Sub-Total</b>			<b>25</b>	<b>18.48</b>
*Performance calculation descriptions can be found in the FY 2019 RBWO PBP Measurements and Standards Guide.				

<b>Monitoring &amp; Outcomes: Possible Points = 100</b>		<b>Points Earned = 85.95</b>	
<b>Score Before Incentives Credit</b>			<b>85.95%</b>
<b>Incentives Awarded</b>			<b>9.12 pts</b>
<b>PBP Verification</b>			<b>N/A pts</b>
<b>Total Score</b>			<b>95.07%</b>



**DHS, DFCS, Office of Provider Management**  
**Performance-Based Placement Measures**  
**RBWO Provider GA+SCORECARD - CCI**



**Report Quarter: Q2 FY2019**

**Provider/Program Name: Family Choices - (5153) - CCI**

Program Census Information:		# Children in Care During Quarter: 7	# Placements During Quarter: 7	# Children in Care On Last Day: 4
<b>CCI Incentive Credits</b>	<b>Avg Performance All CCIs (Points)</b>	<b>Provider Performance (%)*</b>	<b>Possible Points (Weight)</b>	<b>Provider Points Earned</b>
Early EPSDT Medical Visits		100%	2	2.00
Early EPSDT Dental Visits		100%	2	2.00
Permanency Contacts		None Planned	5	
Additional Academic Supports		56%	2	1.12
HS Grad/GED/Prof or Trade Certificate/College		N/A	10/5/5/1	
EYSS Agreement		Not Eligible	5	
Community Connections		0%	4	0.00
Active Agency Accreditation		0%	4	0.00
Staff Clinical Licensure		0%	5	0.00
Behavior Management (threshold = 0)		100%	4	4.00
<b>Incentives Total</b>	<b>8.28</b>			<b>9.12</b>
Maximum total combined incentive credit allowed is 10 points.			<b>Incentives Awarded</b>	<b>9.12</b>

\*Performance calculation descriptions can be found in the FY 2019 RBWO PBP Measurements and Standards Guide.

**Child Protective Services Investigations and Dispositions**

The following investigations data, which is not used for scoring but is considered significant to a provider's performance, is from Georgia SHINES and is not considered final or complete until the end of the fiscal year.

Total Reports:	0
Number Screened In:	0
Number Screened Out:	0
Number Substantiated:	0
Number Unsubstantiated:	0
Number Active CPS Investigations:	0



# Performance-Based Placement Measures

## RBWO Provider GA+SCORECARD - CCI

Report Quarter: Q2 FY2019

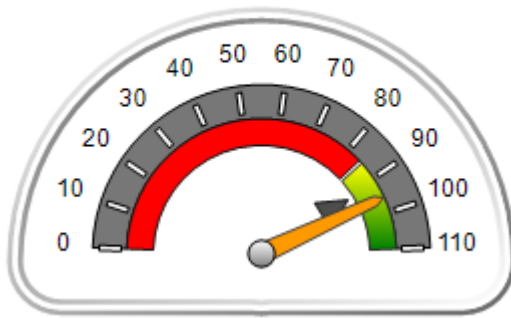
**Provider/Program Name: Family Crisis Center of Walker, Dade, Catoosa, Chattooga Counties - The Cottage (645) - CCI**

467 Long Hollow Rd., Rock Spring, GA 30739	Quarterly Scores (Grades)		Current Quarter Score (Grade)
Phone: 706-375-9060	Q1: 93.68 (A-)	Q2: 95.78 (A)	<b>95.78%</b> <b>(A)</b>
Vendor ID# 35341	Q3: N/A	Q4: N/A	
Program Census Information:	# Children in Care During Quarter: 22	# Placements During Quarter: 22	# Children in Care On Last Day: 14

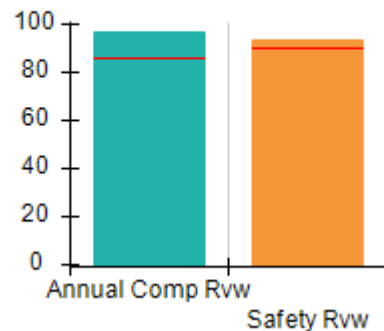
### Quarterly Provider Comparisons to All CCIs

indicates average for all CCIs

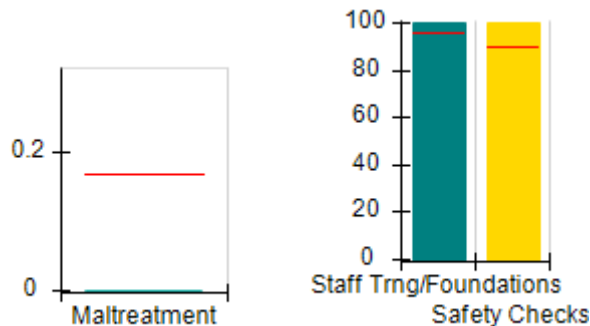
Overall Score (%)



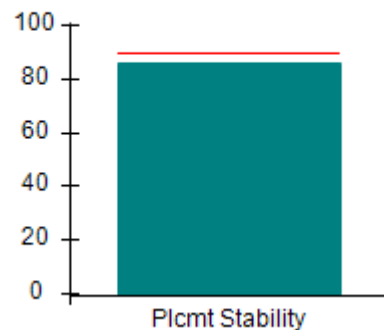
OPM Monitoring Reviews (%)



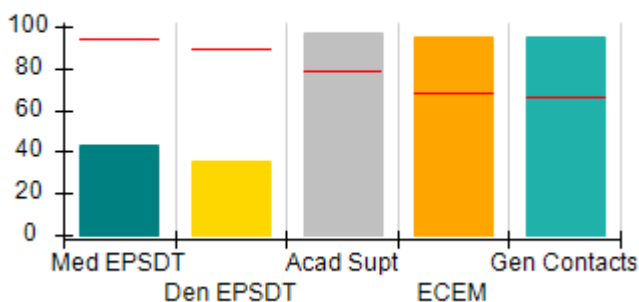
Safety Outcomes (%)



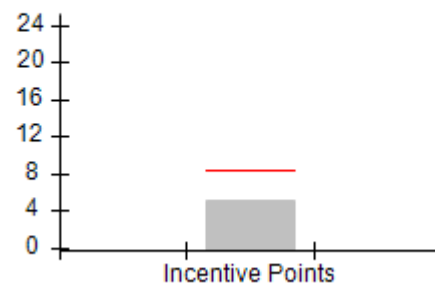
Permanency Outcomes (%)



Well-Being Outcomes (%)



Incentives Earned (Points)







## Performance-Based Placement Measures

### RBWO Provider GA+SCORECARD - CCI

Report Quarter: Q2 FY2019

<b>Provider/Program Name: Family Crisis Center of Walker, Dade, Catoosa, Chattooga Counties - The Cottage (645) - CCI</b>				
<b>467 Long Hollow Rd., Rock Spring, GA 30739</b>		<b>Quarterly Scores (Grades)</b>		<b>Current Quarter Score (Grade)</b>
<b>Phone: 706-375-9060</b>		<b>Q1: 93.68 (A-)</b>	<b>Q2: 95.78 (A)</b>	<b>95.78% (A)</b>
<b>Vendor ID# 35341</b>		<b>Q3: N/A</b>	<b>Q4: N/A</b>	
Program Census Information:		# Children in Care During Quarter: 22	# Placements During Quarter: 22	# Children in Care On Last Day: 14
	<b>Avg Performance All CCIs (%)</b>	<b>Provider Performance (%)*</b>	<b>Possible Points (Weight)</b>	<b>Provider Points Earned</b>
<b>OPM Monitoring Reviews</b>				
Annual Comprehensive Reviews	86%	97%	25	24.31
Safety Reviews	91%	94%	15	14.07
<b>Monitoring Sub-Total</b>			<b>40</b>	<b>38.39</b>
<b>CCI Safety Outcomes</b>				
Incidence of Maltreatment	0.17%	No Substantiated Reports	10	10.00
Staff Training/Foundations	95%	100%	5	5.00
Staff Safety Checks	90%	100%	5	5.00
<b>Safety Sub-Total</b>			<b>20</b>	<b>20.00</b>
<b>CCI Permanency Outcomes</b>				
Placement Stability	89%	86%	15	12.90
<b>Permanency Sub-Total</b>			<b>15</b>	<b>12.90</b>
<b>CCI Well-Being Outcomes</b>				
EPSDT Medical Visits	94%	43%	4	1.72
EPSDT Dental Visits	89%	36%	4	1.44
Academic Supports	78%	97%	3	2.91
Provider ECEM Visits	68%	95%	7	6.65
Provider General Contacts	67%	95%	7	6.65
Placements with Siblings	37%	64%	Not Scored	Not Scored
Placements within Legal County	15%	17%	Not Scored	Not Scored
<b>Well-Being Sub-Total</b>			<b>25</b>	<b>19.37</b>
*Performance calculation descriptions can be found in the FY 2019 RBWO PBP Measurements and Standards Guide.				

<b>Monitoring &amp; Outcomes: Possible Points = 100</b>	<b>Points Earned = 90.66</b>
<b>Score Before Incentives Credit</b>	<b>90.66%</b>
<b>Incentives Awarded</b>	<b>5.12 pts</b>
<b>PBP Verification</b>	<b>N/A pts</b>
<b>Total Score</b>	<b>95.78%</b>



**DHS, DFCS, Office of Provider Management**  
**Performance-Based Placement Measures**  
**RBWO Provider GA+SCORECARD - CCI**



**Report Quarter: Q2 FY2019**

**Provider/Program Name: Family Crisis Center of Walker, Dade, Catoosa, Chattooga Counties - The Cottage (645) - CCI**

Program Census Information:		# Children in Care During Quarter: 22	# Placements During Quarter: 22	# Children in Care On Last Day: 14
CCI Incentive Credits	Avg Performance All CCIs (Points)	Provider Performance (%)*	Possible Points (Weight)	Provider Points Earned
Early EPSDT Medical Visits		0%	2	0.00
Early EPSDT Dental Visits		0%	2	0.00
Permanency Contacts		20%	5	1.00
Additional Academic Supports		6%	2	0.12
HS Grad/GED/Prof or Trade Certificate/College		N/A	10/5/5/1	
EYSS Agreement		Not Eligible	5	
Community Connections		0%	4	0.00
Active Agency Accreditation		0%	4	0.00
Staff Clinical Licensure		0%	5	0.00
Behavior Management (threshold = 0)		100%	4	4.00
<b>Incentives Total</b>	<b>8.28</b>			<b>5.12</b>
Maximum total combined incentive credit allowed is 10 points.			<b>Incentives Awarded</b>	<b>5.12</b>

\*Performance calculation descriptions can be found in the FY 2019 RBWO PBP Measurements and Standards Guide.

**Child Protective Services Investigations and Dispositions**

The following investigations data, which is not used for scoring but is considered significant to a provider's performance, is from Georgia SHINES and is not considered final or complete until the end of the fiscal year.

Total Reports:	0
Number Screened In:	0
Number Screened Out:	0
Number Substantiated:	0
Number Unsubstantiated:	0
Number Active CPS Investigations:	0

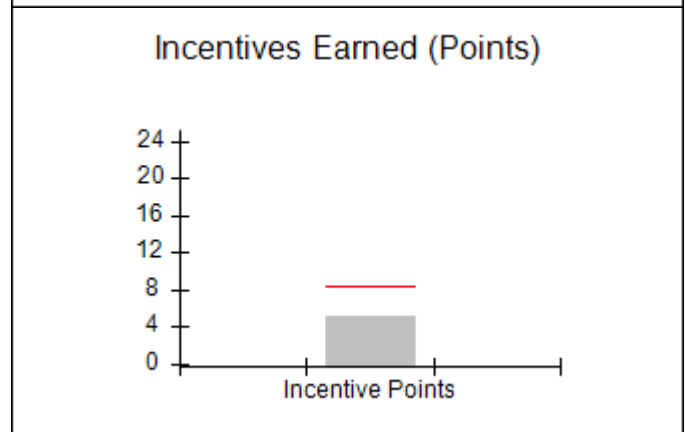
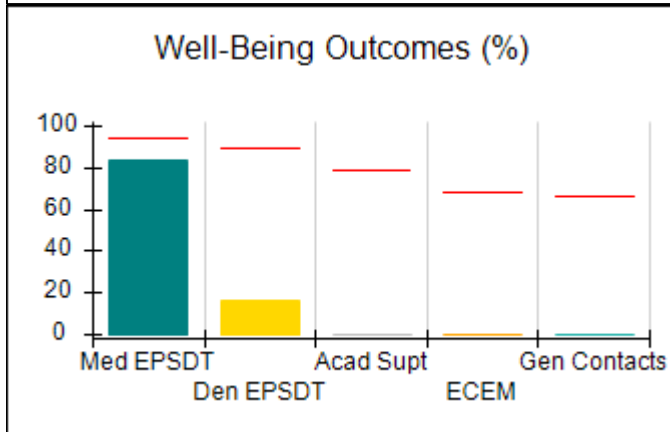
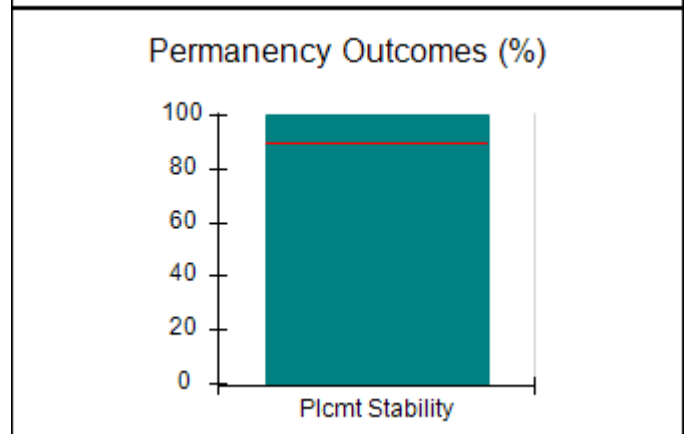
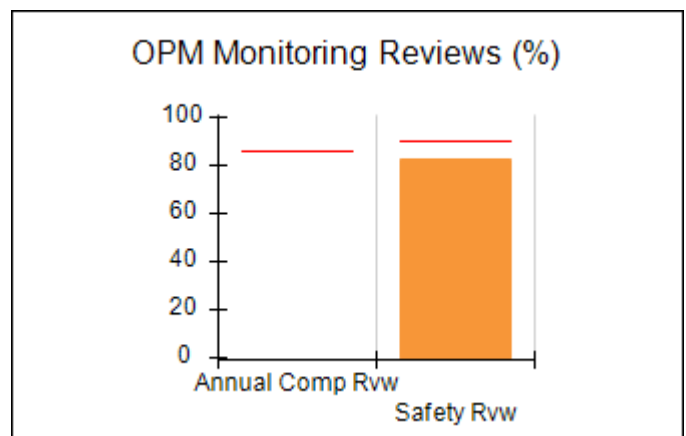
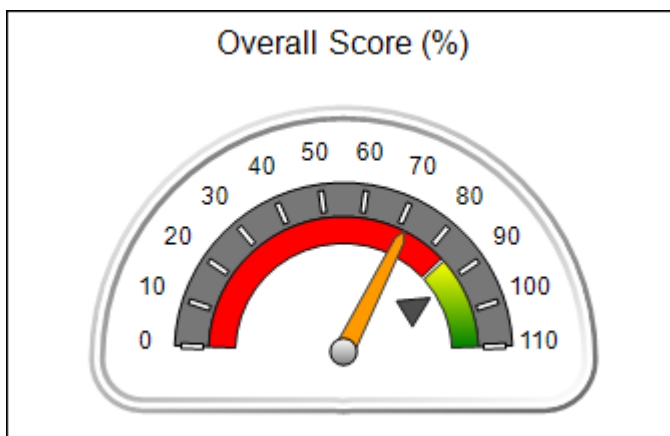


**DHS, DFCS, Office of Provider Management**  
**Performance-Based Placement Measures**  
**RBWO Provider GA+SCORECARD - CCI**  
**Report Quarter: Q2 FY2019**



<b>Provider/Program Name: Family Life Center, Inc. - (5347) - CCI</b>			
<b>405 West Tyler St. , Talbotton, GA 31827</b>	<b>Quarterly Scores (Grades)</b>		<b>Current Quarter Score (Grade)</b>
<b>Phone: 706-523-1114</b>	<b>Q1: 63.30 (D-)</b>	<b>Q2: 71.70 (C-)</b>	<b>71.70%</b> <b>(C-)</b>
<b>Vendor ID# 159967</b>	<b>Q3: N/A</b>	<b>Q4: N/A</b>	
Program Census Information:	# Children in Care During Quarter: 8	# Placements During Quarter: 8	# Children in Care On Last Day: 6
<b>Quarterly Provider Comparisons to All CCIs</b>			

▼ — indicates average for all CCIs





DHS, DFCS, Office of Provider Management  
**Performance-Based Placement Measures**  
**RBWO Provider GA+SCORECARD - CCI**  
 Report Quarter: Q2 FY2019



<b>Provider/Program Name: Family Life Center, Inc. - (5347) - CCI</b>				
<b>405 West Tyler St. , Talbotton, GA 31827</b>		<b>Quarterly Scores (Grades)</b>		<b>Current Quarter Score (Grade)</b>
<b>Phone: 706-523-1114</b>		<b>Q1: 63.30 (D-)</b>	<b>Q2: 71.70 (C-)</b>	<b>71.70% (C-)</b>
<b>Vendor ID# 159967</b>		<b>Q3: N/A</b>	<b>Q4: N/A</b>	
Program Census Information:		# Children in Care During Quarter: 8	# Placements During Quarter: 8	# Children in Care On Last Day: 6
	<b>Avg Performance All CCIs (%)</b>	<b>Provider Performance (%)*</b>	<b>Possible Points (Weight)</b>	<b>Provider Points Earned</b>
<b>OPM Monitoring Reviews</b>				
Annual Comprehensive Reviews	86%	Not Yet Conducted		
Safety Reviews	91%	83%	15	12.38
<b>Monitoring Sub-Total</b>			<b>15</b>	<b>12.38</b>
<b>CCI Safety Outcomes</b>				
Incidence of Maltreatment	0.17%	No Substantiated Reports	10	10.00
Staff Training/Foundations	95%	82%	5	4.10
Staff Safety Checks	90%	91%	5	4.55
<b>Safety Sub-Total</b>			<b>20</b>	<b>18.65</b>
<b>CCI Permanency Outcomes</b>				
Placement Stability	89%	100%	15	15.00
<b>Permanency Sub-Total</b>			<b>15</b>	<b>15.00</b>
<b>CCI Well-Being Outcomes</b>				
EPSDT Medical Visits	94%	83%	4	3.32
EPSDT Dental Visits	89%	17%	4	0.68
Academic Supports	78%	0%	3	0.00
Provider ECEM Visits	68%	0%	7	0.00
Provider General Contacts	67%	0%	7	0.00
Placements with Siblings	37%	Not Eligible	Not Scored	Not Scored
Placements within Legal County	15%	0%	Not Scored	Not Scored
<b>Well-Being Sub-Total</b>			<b>25</b>	<b>4.00</b>
*Performance calculation descriptions can be found in the FY 2019 RBWO PBP Measurements and Standards Guide.				

<b>Monitoring &amp; Outcomes: Possible Points = 75</b>		<b>Points Earned = 50.03</b>	
<b>Score Before Incentives Credit</b>			<b>66.70%</b>
<b>Incentives Awarded</b>			<b>5.00 pts</b>
<b>PBP Verification</b>			<b>N/A pts</b>
<b>Total Score</b>			<b>71.70%</b>



**DHS, DFCS, Office of Provider Management**  
**Performance-Based Placement Measures**  
**RBWO Provider GA+SCORECARD - CCI**  
**Report Quarter: Q2 FY2019**



**Provider/Program Name: Family Life Center, Inc. - (5347) - CCI**

Program Census Information:		# Children in Care During Quarter: 8	# Placements During Quarter: 8	# Children in Care On Last Day: 6
CCI Incentive Credits	Avg Performance All CCIs (Points)	Provider Performance (%)*	Possible Points (Weight)	Provider Points Earned
Early EPSDT Medical Visits		50%	2	1.00
Early EPSDT Dental Visits		0%	2	0.00
Permanency Contacts		0%	5	0.00
Additional Academic Supports		0%	2	0.00
HS Grad/GED/Prof or Trade Certificate/College		N/A	10/5/5/1	
EYSS Agreement		Not Eligible	5	
Community Connections		0%	4	0.00
Active Agency Accreditation		0%	4	0.00
Staff Clinical Licensure		0%	5	0.00
Behavior Management (threshold = 0)		100%	4	4.00
<b>Incentives Total</b>	<b>8.28</b>			<b>5.00</b>
Maximum total combined incentive credit allowed is 10 points.			<b>Incentives Awarded</b>	<b>5.00</b>

\*Performance calculation descriptions can be found in the FY 2019 RBWO PBP Measurements and Standards Guide.

**Child Protective Services Investigations and Dispositions**

The following investigations data, which is not used for scoring but is considered significant to a provider's performance, is from Georgia SHINES and is not considered final or complete until the end of the fiscal year.

Total Reports:	0
Number Screened In:	0
Number Screened Out:	0
Number Substantiated:	0
Number Unsubstantiated:	0
Number Active CPS Investigations:	0



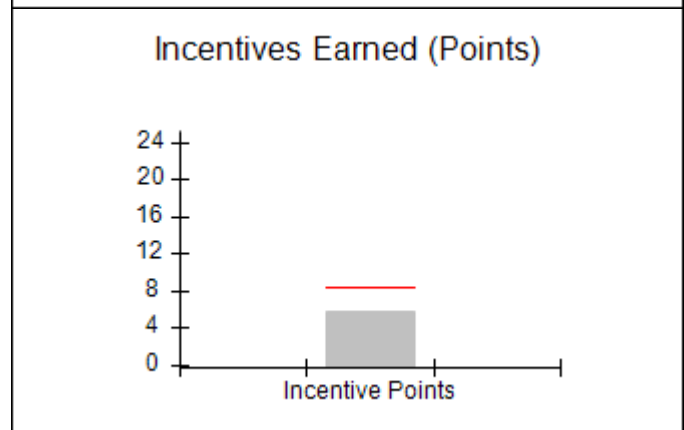
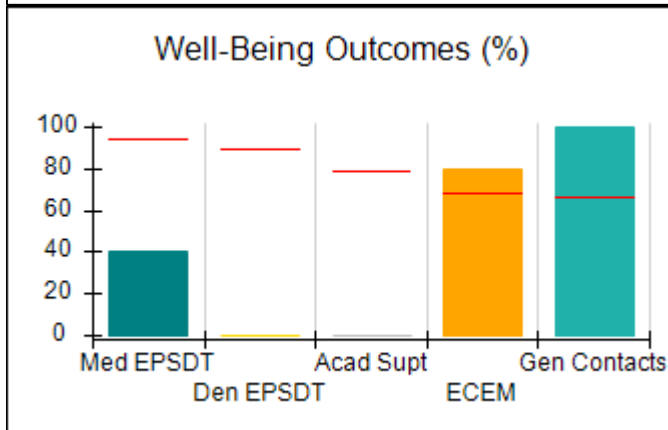
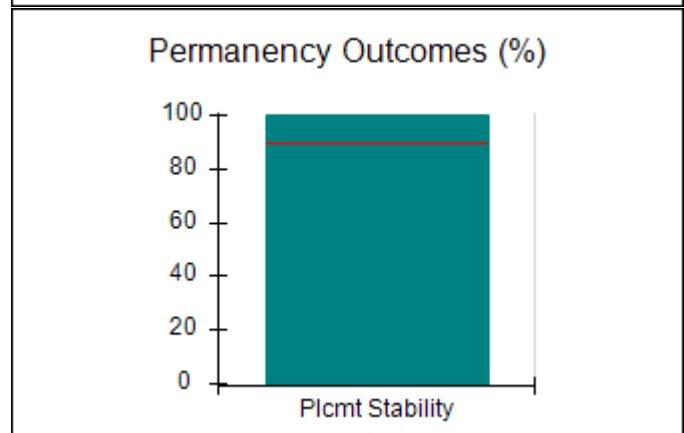
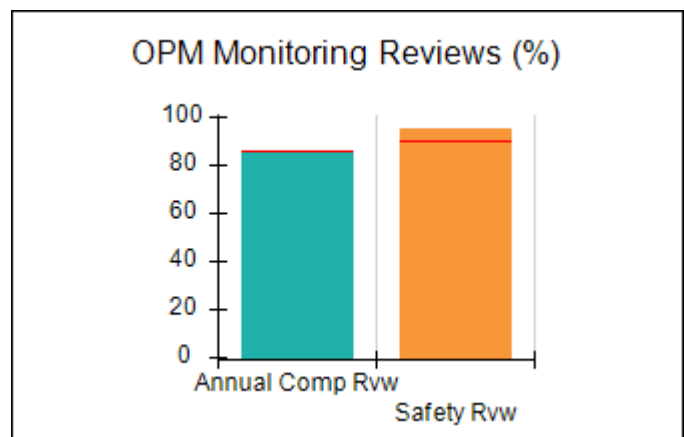
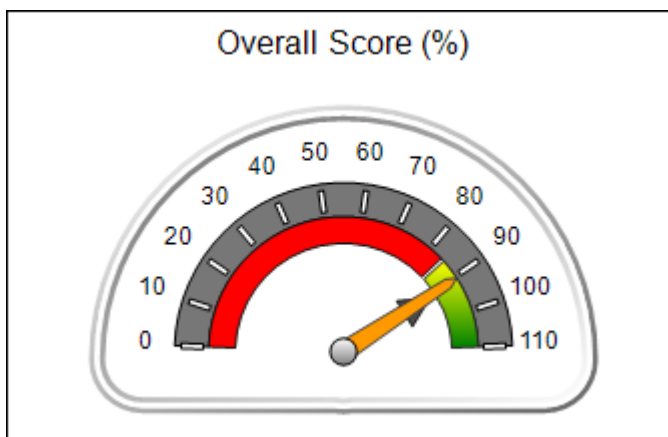
**DHS, DFCS, Office of Provider Management**  
**Performance-Based Placement Measures**  
**RBWO Provider GA+SCORECARD - CCI**



**Report Quarter: Q2 FY2019**

Provider/Program Name: Family Support Council - Oak Haven Second Chance Home (646) - CCI			
216 Fort Hill Terr., Dalton, GA 30721	Quarterly Scores (Grades)		Current Quarter Score (Grade)
Phone: 706-259-4550	Q1: 93.26 (A-)	Q2: 90.61 (A-)	<b>90.61%</b> <b>(A-)</b>
Vendor ID# 35343	Q3: N/A	Q4: N/A	
Program Census Information:	# Children in Care During Quarter: 5	# Placements During Quarter: 5	# Children in Care On Last Day: 5
<b>Quarterly Provider Comparisons to All CCIs</b>			

▼ — indicates average for all CCIs





## Performance-Based Placement Measures

### RBWO Provider GA+SCORECARD - CCI

Report Quarter: Q2 FY2019

Provider/Program Name: Family Support Council - Oak Haven Second Chance Home (646) - CCI				
216 Fort Hill Terr., Dalton, GA 30721		Quarterly Scores (Grades)		Current Quarter Score (Grade)
Phone: 706-259-4550		Q1: 93.26 (A-)	Q2: 90.61 (A-)	90.61% (A-)
Vendor ID# 35343		Q3: N/A	Q4: N/A	
Program Census Information:		# Children in Care During Quarter: 5	# Placements During Quarter: 5	# Children in Care On Last Day: 5
	Avg Performance All CCIs (%)	Provider Performance (%)*	Possible Points (Weight)	Provider Points Earned
<b>OPM Monitoring Reviews</b>				
Annual Comprehensive Reviews	86%	86%	25	21.51
Safety Reviews	91%	95%	15	14.25
<b>Monitoring Sub-Total</b>			<b>40</b>	<b>35.76</b>
<b>CCI Safety Outcomes</b>				
Incidence of Maltreatment	0.17%	No Substantiated Reports	10	10.00
Staff Training/Foundations	95%	100%	5	5.00
Staff Safety Checks	90%	100%	5	5.00
<b>Safety Sub-Total</b>			<b>20</b>	<b>20.00</b>
<b>CCI Permanency Outcomes</b>				
Placement Stability	89%	100%	15	15.00
<b>Permanency Sub-Total</b>			<b>15</b>	<b>15.00</b>
<b>CCI Well-Being Outcomes</b>				
EPSDT Medical Visits	94%	40%	4	1.60
EPSDT Dental Visits	89%	0%	4	0.00
Academic Supports	78%	0%	3	0.00
Provider ECEM Visits	68%	80%	7	5.60
Provider General Contacts	67%	100%	7	7.00
Placements with Siblings	37%	Not Eligible	Not Scored	Not Scored
Placements within Legal County	15%	Not Eligible	Not Scored	Not Scored
<b>Well-Being Sub-Total</b>			<b>25</b>	<b>14.20</b>
*Performance calculation descriptions can be found in the FY 2019 RBWO PBP Measurements and Standards Guide.				

<b>Monitoring &amp; Outcomes: Possible Points = 100</b>	<b>Points Earned = 84.96</b>
<b>Score Before Incentives Credit</b>	<b>84.96%</b>
<b>Incentives Awarded</b>	<b>5.65 pts</b>
<b>PBP Verification</b>	<b>N/A pts</b>
<b>Total Score</b>	<b>90.61%</b>



**DHS, DFCS, Office of Provider Management**  
**Performance-Based Placement Measures**  
**RBWO Provider GA+SCORECARD - CCI**



**Report Quarter: Q2 FY2019**

**Provider/Program Name: Family Support Council - Oak Haven Second Chance Home (646) - CCI**

Program Census Information:		# Children in Care During Quarter: 5	# Placements During Quarter: 5	# Children in Care On Last Day: 5
CCI Incentive Credits	Avg Performance All CCIs (Points)	Provider Performance (%)*	Possible Points (Weight)	Provider Points Earned
Early EPSDT Medical Visits		0%	2	0.00
Early EPSDT Dental Visits		0%	2	0.00
Permanency Contacts		33%	5	1.65
Additional Academic Supports		0%	2	0.00
HS Grad/GED/Prof or Trade Certificate/College		N/A	10/5/5/1	
EYSS Agreement		Not Eligible	5	
Community Connections		0%	4	0.00
Active Agency Accreditation		0%	4	0.00
Staff Clinical Licensure		0%	5	0.00
Behavior Management (threshold = 0)		100%	4	4.00
<b>Incentives Total</b>	<b>8.28</b>			<b>5.65</b>
Maximum total combined incentive credit allowed is 10 points.			<b>Incentives Awarded</b>	<b>5.65</b>

\*Performance calculation descriptions can be found in the FY 2019 RBWO PBP Measurements and Standards Guide.

### Child Protective Services Investigations and Dispositions

The following investigations data, which is not used for scoring but is considered significant to a provider's performance, is from Georgia SHINES and is not considered final or complete until the end of the fiscal year.

Total Reports:	0	
Number Screened In:	0	
Number Screened Out:	0	
Number Substantiated:	0	
Number Unsubstantiated:	0	
Number Active CPS Investigations:	0	





**DHS, DFCS, Office of Provider Management**  
**Performance-Based Placement Measures**  
**RBWO Provider GA+SCORECARD - CCI**  
**Report Quarter: Q2 FY2019**

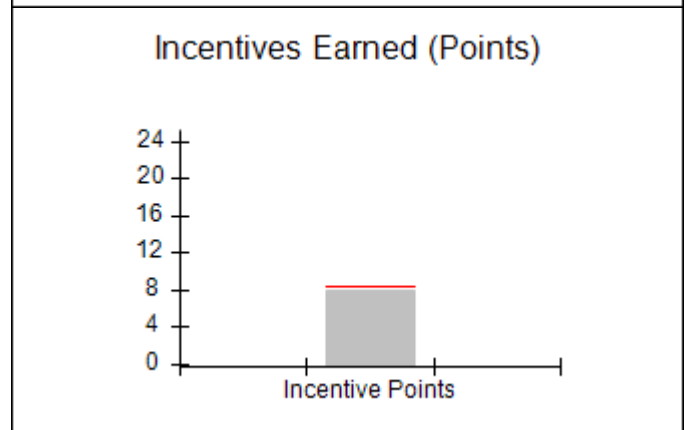
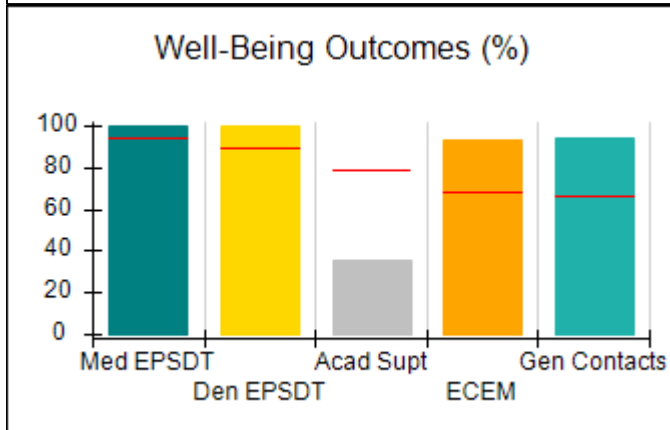
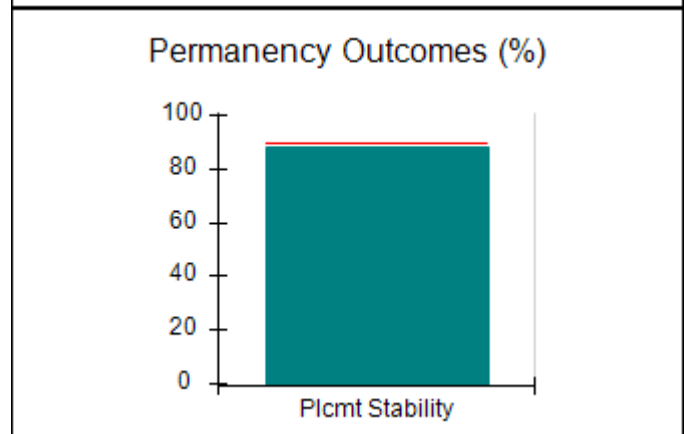
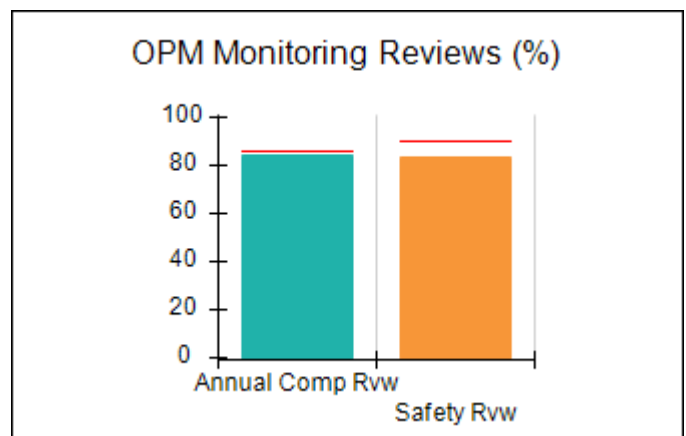
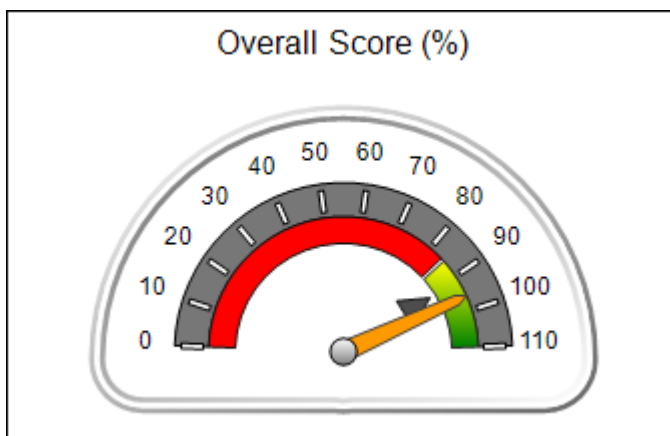


**Provider/Program Name: Foundation Group Home, Inc. - CCI (992) - CCI**

827 Tallapoosa Street, Bremen, GA 30110	Quarterly Scores (Grades)		Current Quarter Score (Grade)
Phone: 770-537-0700	Q1: 100.23 (A+)	Q2: 96.05 (A)	<b>96.05%</b> <b>(A)</b>
Vendor ID# 44184	Q3: N/A	Q4: N/A	
Program Census Information:	# Children in Care During Quarter: 16	# Placements During Quarter: 16	# Children in Care On Last Day: 6

**Quarterly Provider Comparisons to All CCIs**

▼ — indicates average for all CCIs





DHS, DFCS, Office of Provider Management  
**Performance-Based Placement Measures**  
**RBWO Provider GA+SCORECARD - CCI**  
 Report Quarter: Q2 FY2019



Provider/Program Name: Foundation Group Home, Inc. - CCI (992) - CCI				
827 Tallapoosa Street, Bremen, GA 30110		Quarterly Scores (Grades)		Current Quarter Score (Grade)
Phone: 770-537-0700		Q1: 100.23 (A+)	Q2: 96.05 (A)	<b>96.05%</b> <b>(A)</b>
Vendor ID# 44184		Q3: N/A	Q4: N/A	
Program Census Information:		# Children in Care During Quarter: 16	# Placements During Quarter: 16	# Children in Care On Last Day: 6
	Avg Performance All CCIs (%)	Provider Performance (%)*	Possible Points (Weight)	Provider Points Earned
<b>OPM Monitoring Reviews</b>				
Annual Comprehensive Reviews	86%	85%	25	21.15
Safety Reviews	91%	84%	15	12.53
<b>Monitoring Sub-Total</b>			<b>40</b>	<b>33.68</b>
<b>CCI Safety Outcomes</b>				
Incidence of Maltreatment	0.17%	No Substantiated Reports	10	10.00
Staff Training/Foundations	95%	100%	5	5.00
Staff Safety Checks	90%	80%	5	4.00
<b>Safety Sub-Total</b>			<b>20</b>	<b>19.00</b>
<b>CCI Permanency Outcomes</b>				
Placement Stability	89%	88%	15	13.20
<b>Permanency Sub-Total</b>			<b>15</b>	<b>13.20</b>
<b>CCI Well-Being Outcomes</b>				
EPSDT Medical Visits	94%	100%	4	4.00
EPSDT Dental Visits	89%	100%	4	4.00
Academic Supports	78%	36%	3	1.08
Provider ECEM Visits	68%	93%	7	6.51
Provider General Contacts	67%	94%	7	6.58
Placements with Siblings	37%	67%	Not Scored	Not Scored
Placements within Legal County	15%	13%	Not Scored	Not Scored
<b>Well-Being Sub-Total</b>			<b>25</b>	<b>22.17</b>
*Performance calculation descriptions can be found in the FY 2019 RBWO PBP Measurements and Standards Guide.				

Monitoring & Outcomes: Possible Points = 100		Points Earned = 88.05	
Score Before Incentives Credit			<b>88.05%</b>
Incentives Awarded			<b>8.00 pts</b>
PBP Verification			<b>N/A pts</b>
<b>Total Score</b>			<b>96.05%</b>



**DHS, DFCS, Office of Provider Management**  
**Performance-Based Placement Measures**  
**RBWO Provider GA+SCORECARD - CCI**  
**Report Quarter: Q2 FY2019**



**Provider/Program Name: Foundation Group Home, Inc. - CCI (992) - CCI**

Program Census Information:		# Children in Care During Quarter: 16	# Placements During Quarter: 16	# Children in Care On Last Day: 6
CCI Incentive Credits	Avg Performance All CCIs (Points)	Provider Performance (%)*	Possible Points (Weight)	Provider Points Earned
Early EPSDT Medical Visits		100%	2	2.00
Early EPSDT Dental Visits		100%	2	2.00
Permanency Contacts		0%	5	0.00
Additional Academic Supports		0%	2	0.00
HS Grad/GED/Prof or Trade Certificate/College		N/A	10/5/5/1	
EYSS Agreement		0%	5	0.00
Community Connections		Not Eligible	4	
Active Agency Accreditation		0%	4	0.00
Staff Clinical Licensure		0%	5	0.00
Behavior Management (threshold = 0)		100%	4	4.00
<b>Incentives Total</b>	<b>8.28</b>			<b>8.00</b>
Maximum total combined incentive credit allowed is 10 points.			<b>Incentives Awarded</b>	<b>8.00</b>

\*Performance calculation descriptions can be found in the FY 2019 RBWO PBP Measurements and Standards Guide.

**Child Protective Services Investigations and Dispositions**

The following investigations data, which is not used for scoring but is considered significant to a provider's performance, is from Georgia SHINES and is not considered final or complete until the end of the fiscal year.

Total Reports:	0
Number Screened In:	0
Number Screened Out:	0
Number Substantiated:	0
Number Unsubstantiated:	0
Number Active CPS Investigations:	0



**DHS, DFCS, Office of Provider Management**  
**Performance-Based Placement Measures**  
**RBWO Provider GA+SCORECARD - CCI**  
**Report Quarter: Q2 FY2019**



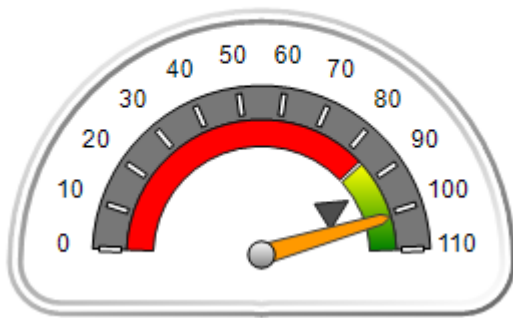
**Provider/Program Name: Fresh Start For Boys, LLC - (5348) - CCI**

5007 Old Waynesboro Rd., Hephzibah, GA 301815	Quarterly Scores (Grades)		Current Quarter Score (Grade)
Phone: 706-751-2223	Q1: 98.83 (A+)	Q2: 101.03 (A+)	<b>101.03%</b> <b>(A+)</b>
Vendor ID# 159742	Q3: N/A	Q4: N/A	
Program Census Information:	# Children in Care During Quarter: 7	# Placements During Quarter: 7	# Children in Care On Last Day: 5

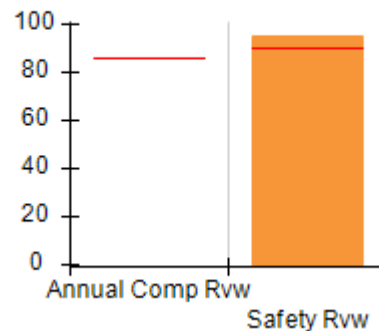
**Quarterly Provider Comparisons to All CCIs**

▼ — indicates average for all CCIs

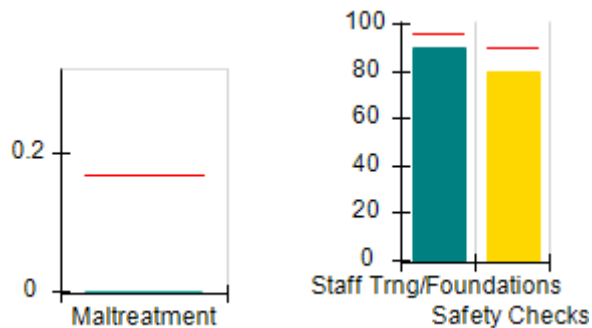
Overall Score (%)



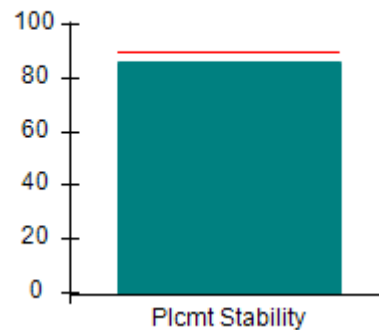
OPM Monitoring Reviews (%)



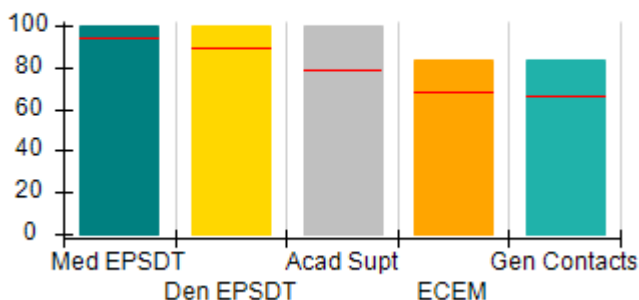
Safety Outcomes (%)



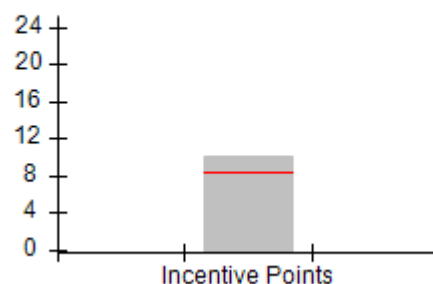
Permanency Outcomes (%)



Well-Being Outcomes (%)



Incentives Earned (Points)





DHS, DFCS, Office of Provider Management  
**Performance-Based Placement Measures**  
**RBWO Provider GA+SCORECARD - CCI**  
 Report Quarter: Q2 FY2019



**Provider/Program Name: Fresh Start For Boys, LLC - (5348) - CCI**

<b>5007 Old Waynesboro Rd., Hephzibah, GA 301815</b>	<b>Quarterly Scores (Grades)</b>		<b>Current Quarter Score (Grade)</b>
<b>Phone: 706-751-2223</b>	<b>Q1: 98.83 (A+)</b>	<b>Q2: 101.03 (A+)</b>	<b>101.03% (A+)</b>
<b>Vendor ID# 159742</b>	<b>Q3: N/A</b>	<b>Q4: N/A</b>	

Program Census Information:	# Children in Care During Quarter: 7	# Placements During Quarter: 7	# Children in Care On Last Day: 5
-----------------------------	--------------------------------------	--------------------------------	-----------------------------------

	<b>Avg Performance All CCIs (%)</b>	<b>Provider Performance (%)*</b>	<b>Possible Points (Weight)</b>	<b>Provider Points Earned</b>
--	-------------------------------------	----------------------------------	---------------------------------	-------------------------------

**OPM Monitoring Reviews**

Annual Comprehensive Reviews	86%	Not Yet Conducted		
Safety Reviews	91%	95%	15	14.25
<b>Monitoring Sub-Total</b>			<b>15</b>	<b>14.25</b>

**CCI Safety Outcomes**

Incidence of Maltreatment	0.17%	No Substantiated Reports	10	10.00
Staff Training/Foundations	95%	90%	5	4.50
Staff Safety Checks	90%	80%	5	4.00
<b>Safety Sub-Total</b>			<b>20</b>	<b>18.50</b>

**CCI Permanency Outcomes**

Placement Stability	89%	86%	15	12.90
<b>Permanency Sub-Total</b>			<b>15</b>	<b>12.90</b>

**CCI Well-Being Outcomes**

EPSDT Medical Visits	94%	100%	4	4.00
EPSDT Dental Visits	89%	100%	4	4.00
Academic Supports	78%	100%	3	3.00
Provider ECEM Visits	68%	83%	7	5.81
Provider General Contacts	67%	83%	7	5.81
Placements with Siblings	37%	Not Eligible	Not Scored	Not Scored
Placements within Legal County	15%	0%	Not Scored	Not Scored
<b>Well-Being Sub-Total</b>			<b>25</b>	<b>22.62</b>

\*Performance calculation descriptions can be found in the FY 2019 RBWO PBP Measurements and Standards Guide.

<b>Monitoring &amp; Outcomes: Possible Points = 75</b>	<b>Points Earned = 68.27</b>
<b>Score Before Incentives Credit</b>	<b>91.03%</b>
<b>Incentives Awarded</b>	<b>10.00 pts</b>
<b>PBP Verification</b>	<b>N/A pts</b>
<b>Total Score</b>	<b>101.03%</b>



**DHS, DFCS, Office of Provider Management**  
**Performance-Based Placement Measures**  
**RBWO Provider GA+SCORECARD - CCI**  
**Report Quarter: Q2 FY2019**



**Provider/Program Name: Fresh Start For Boys, LLC - (5348) - CCI**

Program Census Information:		# Children in Care During Quarter: 7	# Placements During Quarter: 7	# Children in Care On Last Day: 5
CCI Incentive Credits	Avg Performance All CCIs (Points)	Provider Performance (%)*	Possible Points (Weight)	Provider Points Earned
Early EPSDT Medical Visits		100%	2	2.00
Early EPSDT Dental Visits		100%	2	2.00
Permanency Contacts		0%	5	0.00
Additional Academic Supports		100%	2	2.00
HS Grad/GED/Prof or Trade Certificate/College		N/A	10/5/5/1	
EYSS Agreement		Not Eligible	5	
Community Connections		0%	4	0.00
Active Agency Accreditation		0%	4	0.00
Staff Clinical Licensure		0%	5	0.00
Behavior Management (threshold = 0)		100%	4	4.00
<b>Incentives Total</b>	<b>8.28</b>			<b>10.00</b>
Maximum total combined incentive credit allowed is 10 points.			<b>Incentives Awarded</b>	<b>10.00</b>

\*Performance calculation descriptions can be found in the FY 2019 RBWO PBP Measurements and Standards Guide.

**Child Protective Services Investigations and Dispositions**

The following investigations data, which is not used for scoring but is considered significant to a provider's performance, is from Georgia SHINES and is not considered final or complete until the end of the fiscal year.

Total Reports:	0
Number Screened In:	0
Number Screened Out:	0
Number Substantiated:	0
Number Unsubstantiated:	0
Number Active CPS Investigations:	0



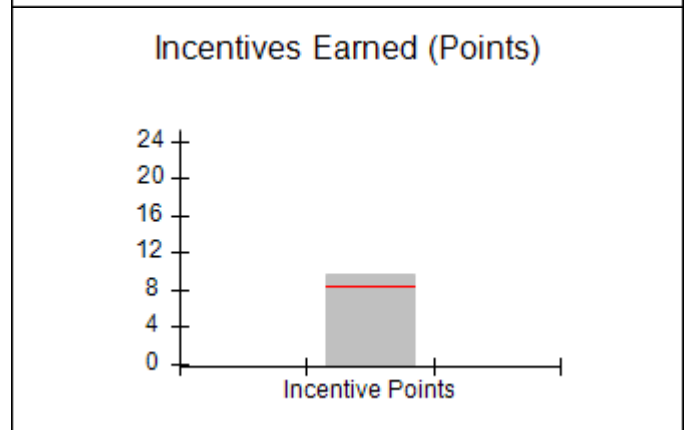
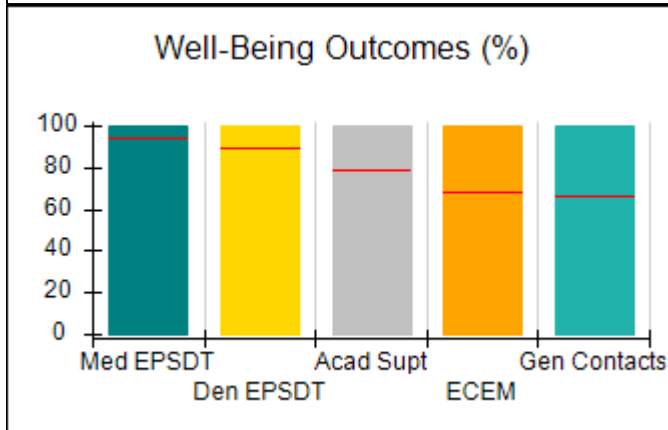
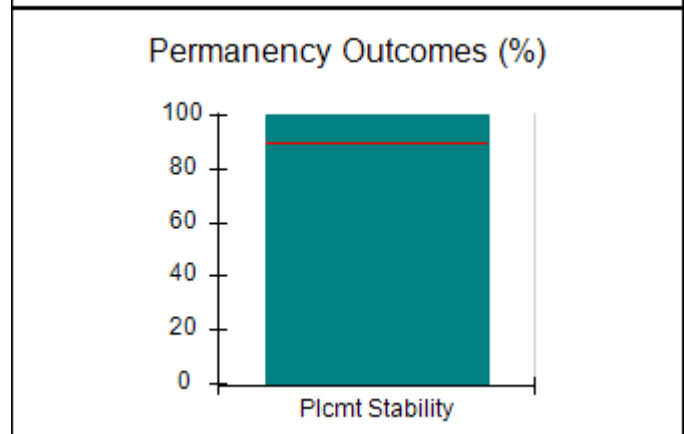
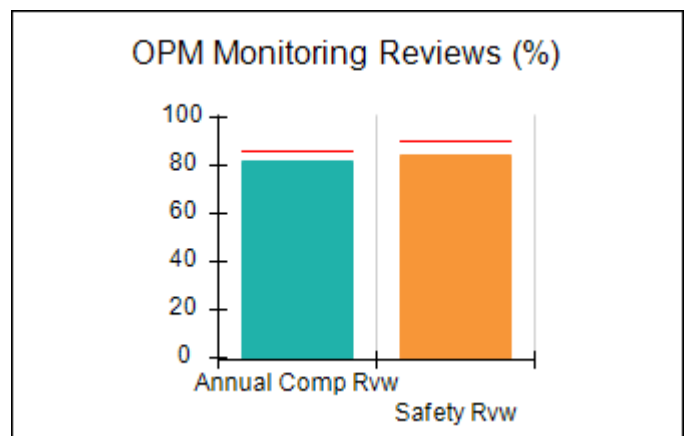
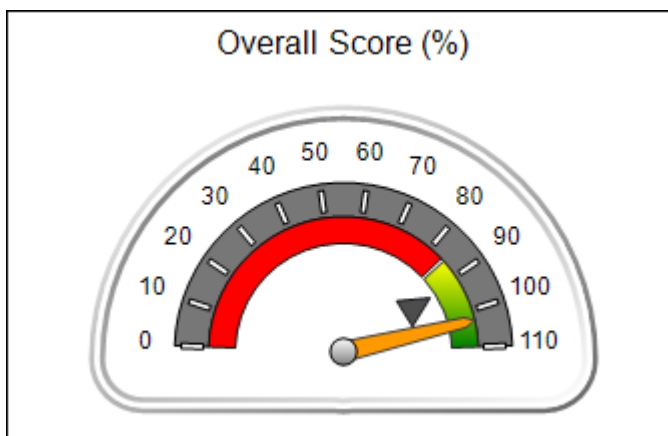
**DHS, DFCS, Office of Provider Management**  
**Performance-Based Placement Measures**  
**RBWO Provider GA+SCORECARD - CCI**



**Report Quarter: Q2 FY2019**

<b>Provider/Program Name: Genesis House for Homeless, Inc. - (654) - CCI</b>			
<b>2107 Hwy 41 North, Perry, GA 31069</b>	<b>Quarterly Scores (Grades)</b>		<b>Current Quarter Score (Grade)</b>
<b>Phone: 478-987-7466</b>	<b>Q1: 102.00 (A+)</b>	<b>Q2: 102.86 (A+)</b>	<b>102.86% (A+)</b>
<b>Vendor ID# 35355</b>	<b>Q3: N/A</b>	<b>Q4: N/A</b>	
<b>Program Census Information:</b>	<b># Children in Care During Quarter: 6</b>	<b># Placements During Quarter: 6</b>	<b># Children in Care On Last Day: 6</b>
<b>Quarterly Provider Comparisons to All CCIs</b>			

▼ — indicates average for all CCIs





# Performance-Based Placement Measures RBWO Provider GA+SCORECARD - CCI

Report Quarter: Q2 FY2019

<b>Provider/Program Name: Genesis House for Homeless, Inc. - (654) - CCI</b>				
<b>2107 Hwy 41 North, Perry, GA 31069</b>		<b>Quarterly Scores (Grades)</b>		<b>Current Quarter Score (Grade)</b>
<b>Phone: 478-987-7466</b>		<b>Q1: 102.00 (A+)</b>	<b>Q2: 102.86 (A+)</b>	<b>102.86% (A+)</b>
<b>Vendor ID# 35355</b>		<b>Q3: N/A</b>	<b>Q4: N/A</b>	
Program Census Information:		# Children in Care During Quarter: 6	# Placements During Quarter: 6	# Children in Care On Last Day: 6
	<b>Avg Performance All CCIs (%)</b>	<b>Provider Performance (%)*</b>	<b>Possible Points (Weight)</b>	<b>Provider Points Earned</b>
<b>OPM Monitoring Reviews</b>				
Annual Comprehensive Reviews	86%	82%	25	20.51
Safety Reviews	91%	85%	15	12.70
<b>Monitoring Sub-Total</b>			<b>40</b>	<b>33.20</b>
<b>CCI Safety Outcomes</b>				
Incidence of Maltreatment	0.17%	No Substantiated Reports	10	10.00
Staff Training/Foundations	95%	100%	5	5.00
Staff Safety Checks	90%	100%	5	5.00
<b>Safety Sub-Total</b>			<b>20</b>	<b>20.00</b>
<b>CCI Permanency Outcomes</b>				
Placement Stability	89%	100%	15	15.00
<b>Permanency Sub-Total</b>			<b>15</b>	<b>15.00</b>
<b>CCI Well-Being Outcomes</b>				
EPSDT Medical Visits	94%	100%	4	4.00
EPSDT Dental Visits	89%	100%	4	4.00
Academic Supports	78%	100%	3	3.00
Provider ECEM Visits	68%	100%	7	7.00
Provider General Contacts	67%	100%	7	7.00
Placements with Siblings	37%	0%	Not Scored	Not Scored
Placements within Legal County	15%	Not Eligible	Not Scored	Not Scored
<b>Well-Being Sub-Total</b>			<b>25</b>	<b>25.00</b>
*Performance calculation descriptions can be found in the FY 2019 RBWO PBP Measurements and Standards Guide.				

<b>Monitoring &amp; Outcomes: Possible Points = 100</b>		<b>Points Earned = 93.20</b>	
<b>Score Before Incentives Credit</b>			<b>93.20%</b>
<b>Incentives Awarded</b>			<b>9.66 pts</b>
<b>PBP Verification</b>			<b>N/A pts</b>
<b>Total Score</b>			<b>102.86%</b>





DHS, DFCS, Office of Provider Management  
**Performance-Based Placement Measures**  
**RBWO Provider GA+SCORECARD - CCI**  
Report Quarter: Q2 FY2019



**Provider/Program Name: Genesis House for Homeless, Inc. - (654) - CCI**

Program Census Information:		# Children in Care During Quarter: 6	# Placements During Quarter: 6	# Children in Care On Last Day: 6
CCI Incentive Credits	Avg Performance All CCIs (Points)	Provider Performance (%)*	Possible Points (Weight)	Provider Points Earned
Early EPSDT Medical Visits		100%	2	2.00
Early EPSDT Dental Visits		100%	2	2.00
Permanency Contacts		None Planned	5	
Additional Academic Supports		83%	2	1.66
HS Grad/GED/Prof or Trade Certificate/College		N/A	10/5/5/1	
EYSS Agreement		Not Eligible	5	
Community Connections		0%	4	0.00
Active Agency Accreditation		0%	4	0.00
Staff Clinical Licensure		0%	5	0.00
Behavior Management (threshold = 0)		100%	4	4.00
<b>Incentives Total</b>	<b>8.28</b>			<b>9.66</b>
Maximum total combined incentive credit allowed is 10 points.			<b>Incentives Awarded</b>	<b>9.66</b>

\*Performance calculation descriptions can be found in the FY 2019 RBWO PBP Measurements and Standards Guide.

**Child Protective Services Investigations and Dispositions**

The following investigations data, which is not used for scoring but is considered significant to a provider's performance, is from Georgia SHINES and is not considered final or complete until the end of the fiscal year.

Total Reports:	0
Number Screened In:	0
Number Screened Out:	0
Number Substantiated:	0
Number Unsubstantiated:	0
Number Active CPS Investigations:	0



DHS, DFCS, Office of Provider Management

## Performance-Based Placement Measures

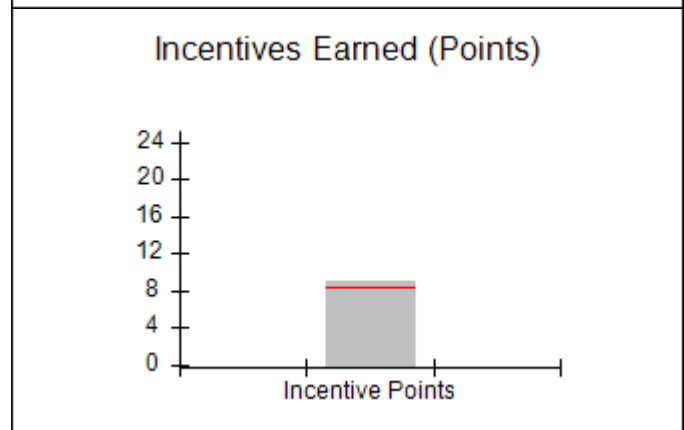
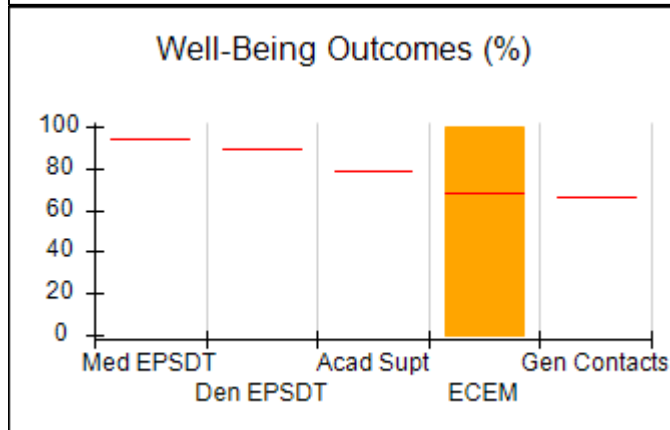
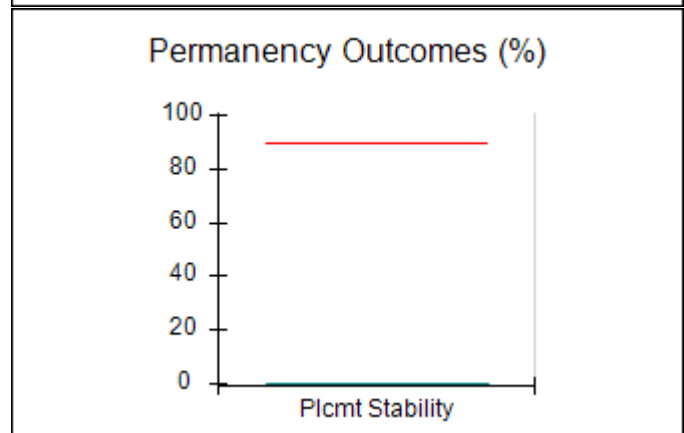
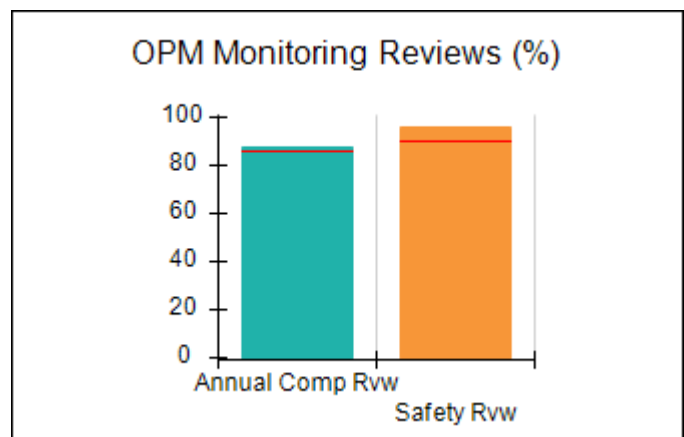
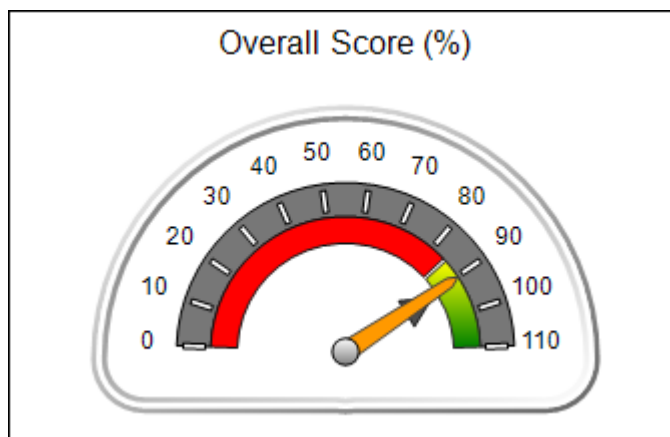
### RBWO Provider GA+SCORECARD - CCI



Report Quarter: Q2 FY2019

Provider/Program Name: Gentle Loving Care Center - Residential Treatment Program: Pine Forest Dr. (5246) - CCI			
218 Pine Forest Drive, Sandersville, GA 31082	Quarterly Scores (Grades)		Current Quarter Score (Grade)
Phone: 478-412-2659	Q1: 88.74 (B+)	Q2: 90.31 (A-)	<b>90.31%</b> <b>(A-)</b>
Vendor ID# 138051	Q3: N/A	Q4: N/A	
Program Census Information:	# Children in Care During Quarter: 5	# Placements During Quarter: 5	# Children in Care On Last Day: 0
Quarterly Provider Comparisons to All CCIs			

▼ — indicates average for all CCIs





## Performance-Based Placement Measures

### RBWO Provider GA+SCORECARD - CCI

Report Quarter: Q2 FY2019

Provider/Program Name: Gentle Loving Care Center - Residential Treatment Program: Pine Forest Dr. (5246) - CCI				
218 Pine Forest Drive, Sandersville, GA 31082		Quarterly Scores (Grades)		Current Quarter Score (Grade)
Phone: 478-412-2659		Q1: 88.74 (B+)	Q2: 90.31 (A-)	<b>90.31%</b> <b>(A-)</b>
Vendor ID# 138051		Q3: N/A	Q4: N/A	
Program Census Information:		# Children in Care During Quarter: 5	# Placements During Quarter: 5	# Children in Care On Last Day: 0
	Avg Performance All CCIs (%)	Provider Performance (%)*	Possible Points (Weight)	Provider Points Earned
<b>OPM Monitoring Reviews</b>				
Annual Comprehensive Reviews	86%	88%	25	21.91
Safety Reviews	91%	96%	15	14.40
<b>Monitoring Sub-Total</b>			<b>40</b>	<b>36.31</b>
<b>CCI Safety Outcomes</b>				
Incidence of Maltreatment	0.17%	No Substantiated Reports	10	10.00
Staff Training/Foundations	95%	100%	5	5.00
Staff Safety Checks	90%	100%	5	5.00
<b>Safety Sub-Total</b>			<b>20</b>	<b>20.00</b>
<b>CCI Permanency Outcomes</b>				
Placement Stability	89%	0%	15	0.00
<b>Permanency Sub-Total</b>			<b>15</b>	<b>0.00</b>
<b>CCI Well-Being Outcomes</b>				
EPSDT Medical Visits	94%	Not Eligible		
EPSDT Dental Visits	89%	Not Eligible		
Academic Supports	78%	Not Eligible		
Provider ECEM Visits	68%	100%	25	25.00
Provider General Contacts	67%	Not Eligible		
Placements with Siblings	37%	0%	Not Scored	Not Scored
Placements within Legal County	15%	Not Eligible	Not Scored	Not Scored
<b>Well-Being Sub-Total</b>			<b>25</b>	<b>25.00</b>
*Performance calculation descriptions can be found in the FY 2019 RBWO PBP Measurements and Standards Guide.				

Monitoring & Outcomes: Possible Points = 100		Points Earned = 81.31	
Score Before Incentives Credit		81.31%	
Incentives Awarded		9.00 pts	
PBP Verification		N/A pts	
Total Score		90.31%	



DHS, DFCS, Office of Provider Management  
**Performance-Based Placement Measures**  
**RBWO Provider GA+SCORECARD - CCI**



Report Quarter: Q2 FY2019

**Provider/Program Name: Gentle Loving Care Center - Residential Treatment Program:  
Pine Forest Dr. (5246) - CCI**

Program Census Information:		# Children in Care During Quarter: 5	# Placements During Quarter: 5	# Children in Care On Last Day: 0
CCI Incentive Credits	Avg Performance All CCIs (Points)	Provider Performance (%)*	Possible Points (Weight)	Provider Points Earned
Early EPSDT Medical Visits		Not Eligible	2	
Early EPSDT Dental Visits		Not Eligible	2	
Permanency Contacts		None Planned	5	
Additional Academic Supports		Not Eligible	2	
HS Grad/GED/Prof or Trade Certificate/College		N/A	10/5/5/1	
EYSS Agreement		100%	5	5.00
Community Connections		Not Eligible	4	
Active Agency Accreditation		0%	4	0.00
Staff Clinical Licensure		0%	5	0.00
Behavior Management (threshold = 0)		100%	4	4.00
<b>Incentives Total</b>	<b>8.28</b>			<b>9.00</b>
Maximum total combined incentive credit allowed is 10 points.			<b>Incentives Awarded</b>	<b>9.00</b>

\*Performance calculation descriptions can be found in the FY 2019 RBWO PBP Measurements and Standards Guide.

**Child Protective Services Investigations and Dispositions**

The following investigations data, which is not used for scoring but is considered significant to a provider's performance, is from Georgia SHINES and is not considered final or complete until the end of the fiscal year.

Total Reports:	1
Number Screened In:	1
Number Screened Out:	0
Number Substantiated:	0
Number Unsubstantiated:	4
Number Active CPS Investigations:	-3



DHS, DFCS, Office of Provider Management

## Performance-Based Placement Measures

### RBWO Provider GA+SCORECARD - CCI



Report Quarter: Q2 FY2019

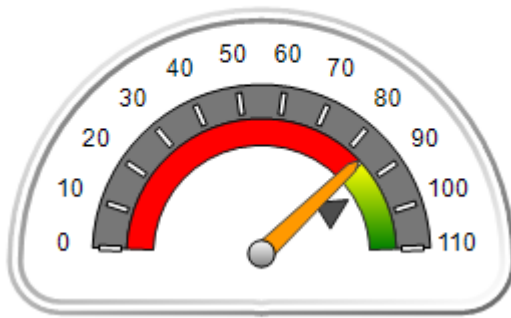
**Provider/Program Name: Gentle Loving Care Center - Residential Treatment Program: Sunhill Rd. (5360) - CCI**

3255 Sunhill Road, Sandersville, GA 31082	Quarterly Scores (Grades)		Current Quarter Score (Grade)
Phone: 4788042034	Q1: 75.14 (C)	Q2: 84.00 (B-)	<b>84.00%</b> <b>(B-)</b>
Vendor ID# 159089	Q3: N/A	Q4: N/A	
Program Census Information:	# Children in Care During Quarter: 2	# Placements During Quarter: 2	# Children in Care On Last Day: 0

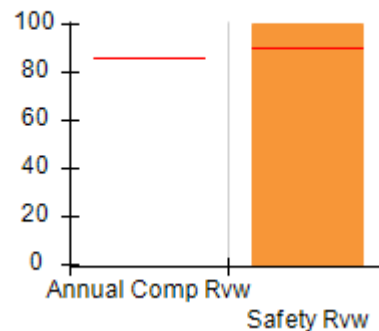
### Quarterly Provider Comparisons to All CCIs

▼ — indicates average for all CCIs

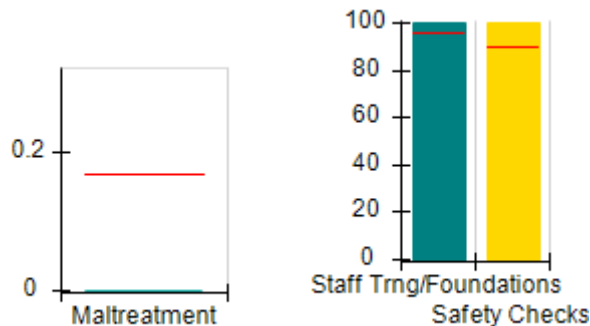
Overall Score (%)



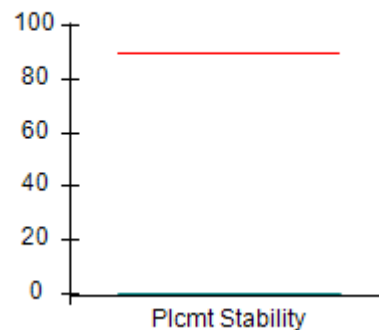
OPM Monitoring Reviews (%)



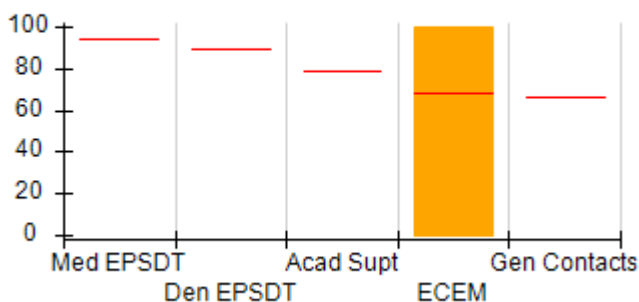
Safety Outcomes (%)



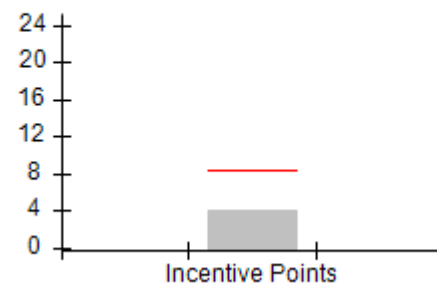
Permanency Outcomes (%)



Well-Being Outcomes (%)



Incentives Earned (Points)





## Performance-Based Placement Measures

### RBWO Provider GA+SCORECARD - CCI

Report Quarter: Q2 FY2019

<b>Provider/Program Name: Gentle Loving Care Center - Residential Treatment Program: Sunhill Rd. (5360) - CCI</b>				
3255 Sunhill Road, Sandersville, GA 31082		Quarterly Scores (Grades)		Current Quarter Score (Grade)
Phone: 4788042034		Q1: 75.14 (C)	Q2: 84.00 (B-)	<b>84.00% (B-)</b>
Vendor ID# 159089		Q3: N/A	Q4: N/A	
Program Census Information:		# Children in Care During Quarter: 2	# Placements During Quarter: 2	# Children in Care On Last Day: 0
	Avg Performance All CCIs (%)	Provider Performance (%)*	Possible Points (Weight)	Provider Points Earned
<b>OPM Monitoring Reviews</b>				
Annual Comprehensive Reviews	86%	Not Yet Conducted		
Safety Reviews	91%	100%	15	15.00
<b>Monitoring Sub-Total</b>			<b>15</b>	<b>15.00</b>
<b>CCI Safety Outcomes</b>				
Incidence of Maltreatment	0.17%	No Substantiated Reports	10	10.00
Staff Training/Foundations	95%	100%	5	5.00
Staff Safety Checks	90%	100%	5	5.00
<b>Safety Sub-Total</b>			<b>20</b>	<b>20.00</b>
<b>CCI Permanency Outcomes</b>				
Placement Stability	89%	0%	15	0.00
<b>Permanency Sub-Total</b>			<b>15</b>	<b>0.00</b>
<b>CCI Well-Being Outcomes</b>				
EPSDT Medical Visits	94%	Not Eligible		
EPSDT Dental Visits	89%	Not Eligible		
Academic Supports	78%	Not Eligible		
Provider ECEM Visits	68%	100%	25	25.00
Provider General Contacts	67%	Not Eligible		
Placements with Siblings	37%	Not Eligible	Not Scored	Not Scored
Placements within Legal County	15%	Not Eligible	Not Scored	Not Scored
<b>Well-Being Sub-Total</b>			<b>25</b>	<b>25.00</b>
*Performance calculation descriptions can be found in the FY 2019 RBWO PBP Measurements and Standards Guide.				

<b>Monitoring &amp; Outcomes: Possible Points = 75</b>		<b>Points Earned = 60.00</b>	
<b>Score Before Incentives Credit</b>			<b>80.00%</b>
<b>Incentives Awarded</b>			<b>4.00 pts</b>
<b>PBP Verification</b>			<b>N/A pts</b>
<b>Total Score</b>			<b>84.00%</b>



**DHS, DFCS, Office of Provider Management**  
**Performance-Based Placement Measures**  
**RBWO Provider GA+SCORECARD - CCI**



**Report Quarter: Q2 FY2019**

**Provider/Program Name: Gentle Loving Care Center - Residential Treatment Program: Sunhill Rd. (5360) - CCI**

Program Census Information:		# Children in Care During Quarter: 2	# Placements During Quarter: 2	# Children in Care On Last Day: 0
CCI Incentive Credits	Avg Performance All CCIs (Points)	Provider Performance (%)*	Possible Points (Weight)	Provider Points Earned
Early EPSDT Medical Visits		Not Eligible	2	
Early EPSDT Dental Visits		Not Eligible	2	
Permanency Contacts		None Planned	5	
Additional Academic Supports		Not Eligible	2	
HS Grad/GED/Prof or Trade Certificate/College		N/A	10/5/5/1	
EYSS Agreement		Not Eligible	5	
Community Connections		Not Eligible	4	
Active Agency Accreditation		0%	4	0.00
Staff Clinical Licensure		0%	5	0.00
Behavior Management (threshold = 0)		100%	4	4.00
<b>Incentives Total</b>	<b>8.28</b>			<b>4.00</b>
Maximum total combined incentive credit allowed is 10 points.			<b>Incentives Awarded</b>	<b>4.00</b>

\*Performance calculation descriptions can be found in the FY 2019 RBWO PBP Measurements and Standards Guide.

### Child Protective Services Investigations and Dispositions

The following investigations data, which is not used for scoring but is considered significant to a provider's performance, is from Georgia SHINES and is not considered final or complete until the end of the fiscal year.

Total Reports:	0
Number Screened In:	0
Number Screened Out:	0
Number Substantiated:	0
Number Unsubstantiated:	1
Number Active CPS Investigations:	-1



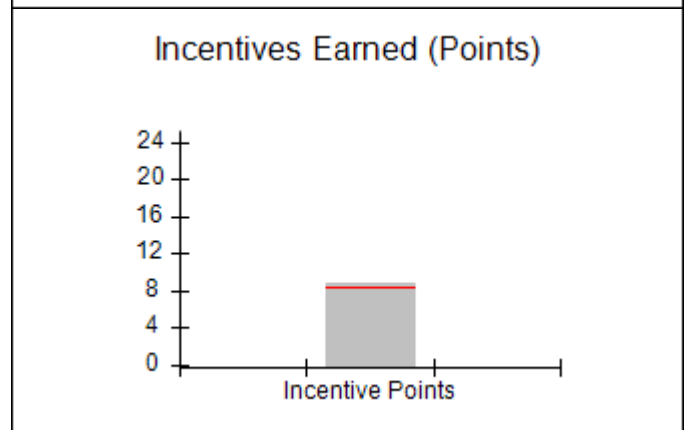
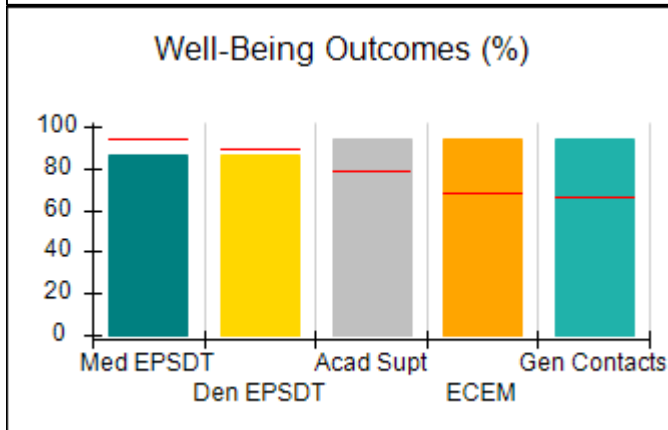
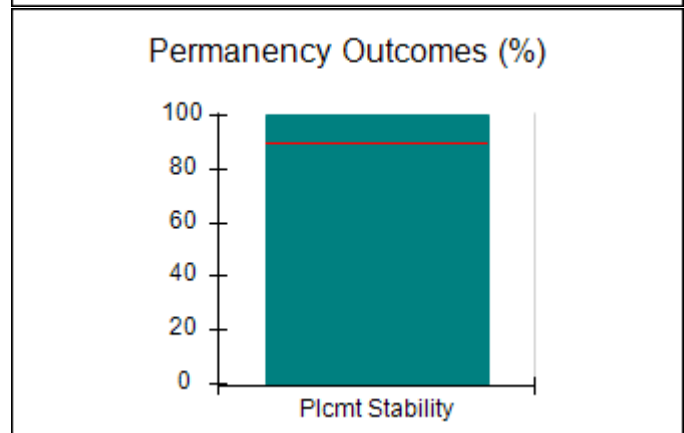
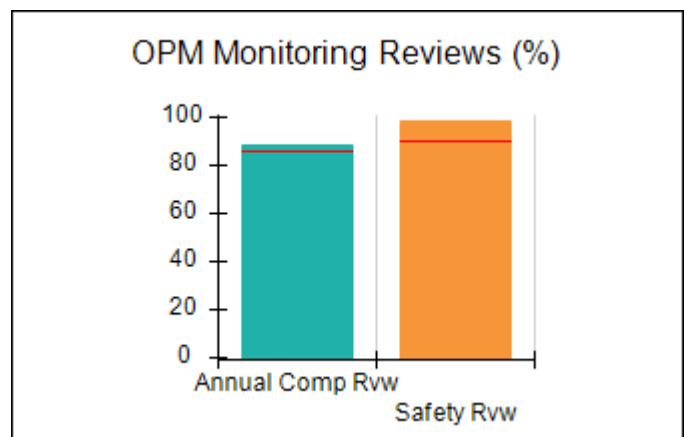
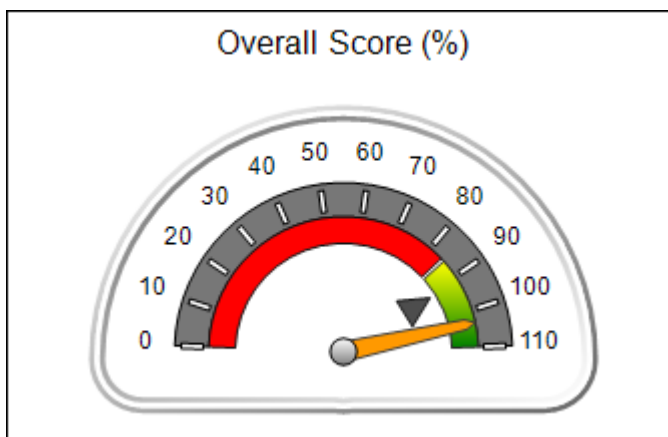
**DHS, DFCS, Office of Provider Management**  
**Performance-Based Placement Measures**  
**RBWO Provider GA+SCORECARD - CCI**



**Report Quarter: Q2 FY2019**

<b>Provider/Program Name: Georgia Baptist Children's Home &amp; Family Ministries - Alice's House (663) - CCI</b>			
624 Folds Rd., Carrollton, GA 30117	<b>Quarterly Scores (Grades)</b>		<b>Current Quarter Score (Grade)</b>
Phone: 770-834-1116	Q1: 104.53 (A+)	Q2: 103.50 (A+)	<b>103.50%</b> <b>(A+)</b>
Vendor ID# 35358	Q3: N/A	Q4: N/A	
Program Census Information:	# Children in Care During Quarter: 8	# Placements During Quarter: 8	# Children in Care On Last Day: 6
<b>Quarterly Provider Comparisons to All CCIs</b>			

▼ — indicates average for all CCIs







# Performance-Based Placement Measures

## RBWO Provider GA+SCORECARD - CCI

Report Quarter: Q2 FY2019

**Provider/Program Name: Georgia Baptist Children's Home & Family Ministries - Alice's House (663) - CCI**

624 Folds Rd., Carrollton, GA 30117	Quarterly Scores (Grades)		Current Quarter Score (Grade)
Phone: 770-834-1116	Q1: 104.53 (A+)	Q2: 103.50 (A+)	<b>103.50% (A+)</b>
Vendor ID# 35358	Q3: N/A	Q4: N/A	

Program Census Information:	# Children in Care During Quarter: 8	# Placements During Quarter: 8	# Children in Care On Last Day: 6
-----------------------------	--------------------------------------	--------------------------------	-----------------------------------

	Avg Performance All CCIs (%)	Provider Performance (%)*	Possible Points (Weight)	Provider Points Earned
--	------------------------------	---------------------------	--------------------------	------------------------

**OPM Monitoring Reviews**

Annual Comprehensive Reviews	86%	88%	25	22.03
Safety Reviews	91%	99%	15	14.79
<b>Monitoring Sub-Total</b>			<b>40</b>	<b>36.82</b>

**CCI Safety Outcomes**

Incidence of Maltreatment	0.17%	No Substantiated Reports	10	10.00
Staff Training/Foundations	95%	100%	5	5.00
Staff Safety Checks	90%	100%	5	5.00
<b>Safety Sub-Total</b>			<b>20</b>	<b>20.00</b>

**CCI Permanency Outcomes**

Placement Stability	89%	100%	15	15.00
<b>Permanency Sub-Total</b>			<b>15</b>	<b>15.00</b>

**CCI Well-Being Outcomes**

EPSDT Medical Visits	94%	86%	4	3.44
EPSDT Dental Visits	89%	86%	4	3.44
Academic Supports	78%	94%	3	2.82
Provider ECEM Visits	68%	94%	7	6.58
Provider General Contacts	67%	94%	7	6.58
Placements with Siblings	37%	100%	Not Scored	Not Scored
Placements within Legal County	15%	100%	Not Scored	Not Scored
<b>Well-Being Sub-Total</b>			<b>25</b>	<b>22.86</b>

\*Performance calculation descriptions can be found in the FY 2019 RBWO PBP Measurements and Standards Guide.

<b>Monitoring &amp; Outcomes: Possible Points = 100</b>	<b>Points Earned = 94.68</b>
<b>Score Before Incentives Credit</b>	<b>94.68%</b>
<b>Incentives Awarded</b>	<b>8.82 pts</b>
<b>PBP Verification</b>	<b>N/A pts</b>
<b>Total Score</b>	<b>103.50%</b>



**DHS, DFCS, Office of Provider Management**  
**Performance-Based Placement Measures**  
**RBWO Provider GA+SCORECARD - CCI**



**Report Quarter: Q2 FY2019**

**Provider/Program Name: Georgia Baptist Children's Home & Family Ministries - Alice's House (663) - CCI**

Program Census Information:		# Children in Care During Quarter: 8	# Placements During Quarter: 8	# Children in Care On Last Day: 6
CCI Incentive Credits	Avg Performance All CCIs (Points)	Provider Performance (%)*	Possible Points (Weight)	Provider Points Earned
Early EPSDT Medical Visits		50%	2	1.00
Early EPSDT Dental Visits		67%	2	1.34
Permanency Contacts		None Planned	5	
Additional Academic Supports		24%	2	0.48
HS Grad/GED/Prof or Trade Certificate/College		N/A	10/5/5/1	
EYSS Agreement		Not Eligible	5	
Community Connections		0%	4	0.00
Active Agency Accreditation		50%	4	2.00
Staff Clinical Licensure		0%	5	0.00
Behavior Management (threshold = 0)		100%	4	4.00
<b>Incentives Total</b>	<b>8.28</b>			<b>8.82</b>
Maximum total combined incentive credit allowed is 10 points.			<b>Incentives Awarded</b>	<b>8.82</b>

\*Performance calculation descriptions can be found in the FY 2019 RBWO PBP Measurements and Standards Guide.

**Child Protective Services Investigations and Dispositions**

The following investigations data, which is not used for scoring but is considered significant to a provider's performance, is from Georgia SHINES and is not considered final or complete until the end of the fiscal year.

Total Reports:	0	
Number Screened In:	0	
Number Screened Out:	0	
Number Substantiated:	0	
Number Unsubstantiated:	0	
Number Active CPS Investigations:	0	



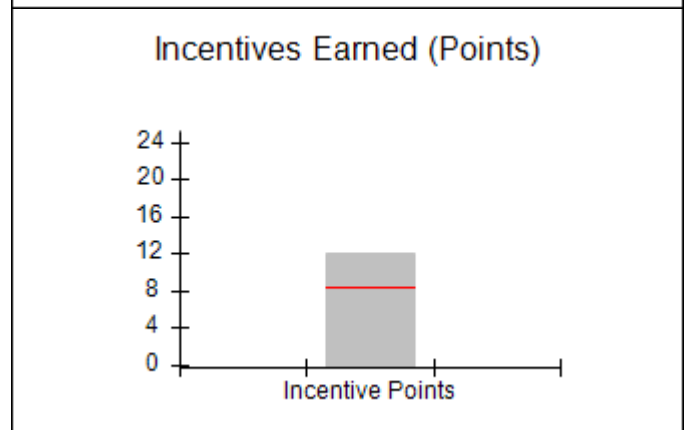
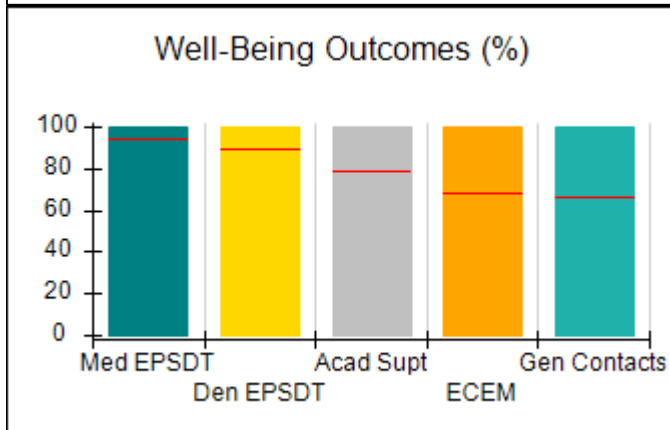
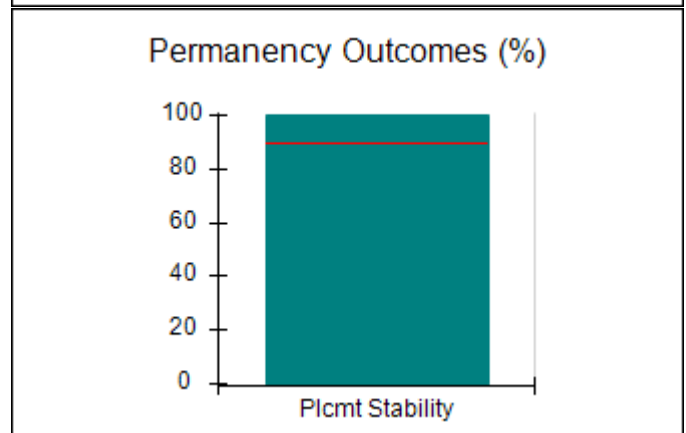
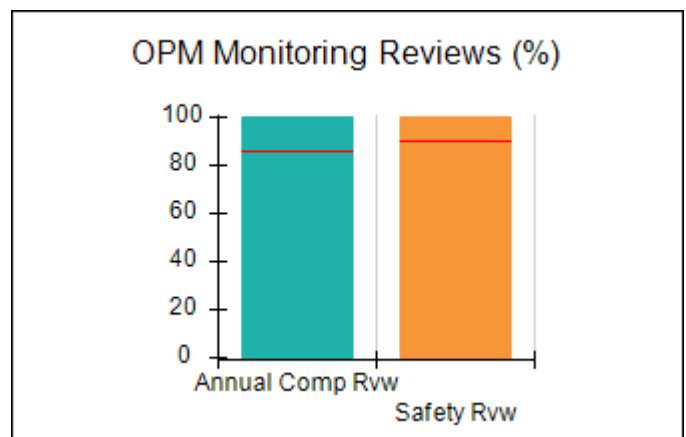
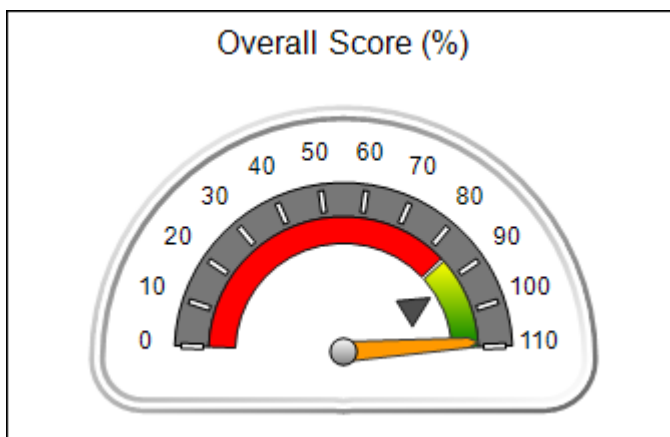
DHS, DFCS, Office of Provider Management  
**Performance-Based Placement Measures**  
**RBWO Provider GA+SCORECARD - CCI**



Report Quarter: Q2 FY2019

Provider/Program Name: Georgia Baptist Children's Home & Family Ministries - Angel's House (657) - CCI			
1401 Holbrook Rd., Newnan, GA 30263-7712	Quarterly Scores (Grades)		Current Quarter Score (Grade)
Phone: 770-251-7050	Q1: 103.75 (A+)	Q2: 108.75 (A+)	<b>108.75%</b> <b>(A+)</b>
Vendor ID# 35367	Q3: N/A	Q4: N/A	
Program Census Information:	# Children in Care During Quarter: 9	# Placements During Quarter: 9	# Children in Care On Last Day: 7
Quarterly Provider Comparisons to All CCIs			

▼ — indicates average for all CCIs





DHS, DFCS, Office of Provider Management  
**Performance-Based Placement Measures**  
**RBWO Provider GA+SCORECARD - CCI**



Report Quarter: Q2 FY2019

**Provider/Program Name: Georgia Baptist Children's Home & Family Ministries - Angel's House (657) - CCI**

1401 Holbrook Rd., Newnan, GA 30263-7712	Quarterly Scores (Grades)		Current Quarter Score (Grade)
Phone: 770-251-7050	Q1: 103.75 (A+)	Q2: 108.75 (A+)	<b>108.75% (A+)</b>
Vendor ID# 35367	Q3: N/A	Q4: N/A	

Program Census Information:	# Children in Care During Quarter: 9	# Placements During Quarter: 9	# Children in Care On Last Day: 7
-----------------------------	--------------------------------------	--------------------------------	-----------------------------------

	Avg Performance All CCIs (%)	Provider Performance (%)*	Possible Points (Weight)	Provider Points Earned
--	------------------------------	---------------------------	--------------------------	------------------------

**OPM Monitoring Reviews**

Annual Comprehensive Reviews	86%	100%	25	25.00
Safety Reviews	91%	100%	15	15.00
<b>Monitoring Sub-Total</b>			<b>40</b>	<b>40.00</b>

**CCI Safety Outcomes**

Incidence of Maltreatment	0.17%	No Substantiated Reports	10	10.00
Staff Training/Foundations	95%	100%	5	5.00
Staff Safety Checks	90%	75%	5	3.75
<b>Safety Sub-Total</b>			<b>20</b>	<b>18.75</b>

**CCI Permanency Outcomes**

Placement Stability	89%	100%	15	15.00
<b>Permanency Sub-Total</b>			<b>15</b>	<b>15.00</b>

**CCI Well-Being Outcomes**

EPSDT Medical Visits	94%	100%	4	4.00
EPSDT Dental Visits	89%	100%	4	4.00
Academic Supports	78%	100%	3	3.00
Provider ECEM Visits	68%	100%	7	7.00
Provider General Contacts	67%	100%	7	7.00
Placements with Siblings	37%	0%	Not Scored	Not Scored
Placements within Legal County	15%	50%	Not Scored	Not Scored
<b>Well-Being Sub-Total</b>			<b>25</b>	<b>25.00</b>

\*Performance calculation descriptions can be found in the FY 2019 RBWO PBP Measurements and Standards Guide.

<b>Monitoring &amp; Outcomes: Possible Points = 100</b>	<b>Points Earned = 98.75</b>
<b>Score Before Incentives Credit</b>	<b>98.75%</b>
<b>Incentives Awarded</b>	<b>10.00 pts</b>
<b>PBP Verification</b>	<b>N/A pts</b>
<b>Total Score</b>	<b>108.75%</b>



**DHS, DFCS, Office of Provider Management**  
**Performance-Based Placement Measures**  
**RBWO Provider GA+SCORECARD - CCI**



**Report Quarter: Q2 FY2019**

**Provider/Program Name: Georgia Baptist Children's Home & Family Ministries - Angel's House (657) - CCI**

Program Census Information:		# Children in Care During Quarter: 9	# Placements During Quarter: 9	# Children in Care On Last Day: 7
CCI Incentive Credits	Avg Performance All CCIs (Points)	Provider Performance (%)*	Possible Points (Weight)	Provider Points Earned
Early EPSDT Medical Visits		100%	2	2.00
Early EPSDT Dental Visits		100%	2	2.00
Permanency Contacts		None Planned	5	
Additional Academic Supports		100%	2	2.00
HS Grad/GED/Prof or Trade Certificate/College		N/A	10/5/5/1	
EYSS Agreement		Not Eligible	5	
Community Connections		0%	4	0.00
Active Agency Accreditation		50%	4	2.00
Staff Clinical Licensure		0%	5	0.00
Behavior Management (threshold = 0)		100%	4	4.00
<b>Incentives Total</b>	<b>8.28</b>			<b>12.00</b>
Maximum total combined incentive credit allowed is 10 points.			<b>Incentives Awarded</b>	<b>10.00</b>

\*Performance calculation descriptions can be found in the FY 2019 RBWO PBP Measurements and Standards Guide.

**Child Protective Services Investigations and Dispositions**

The following investigations data, which is not used for scoring but is considered significant to a provider's performance, is from Georgia SHINES and is not considered final or complete until the end of the fiscal year.

Total Reports:	0
Number Screened In:	0
Number Screened Out:	0
Number Substantiated:	0
Number Unsubstantiated:	0
Number Active CPS Investigations:	0



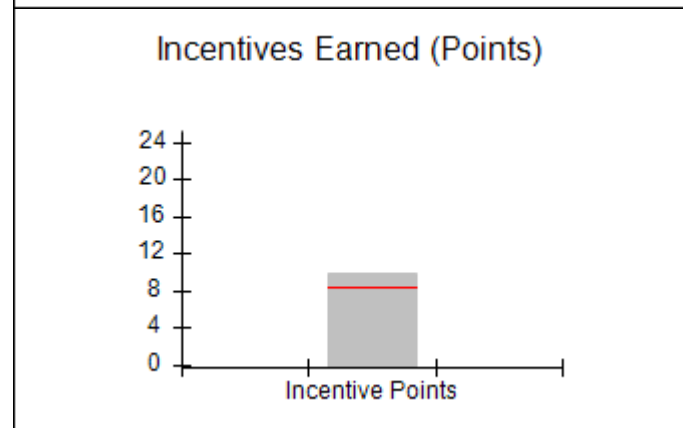
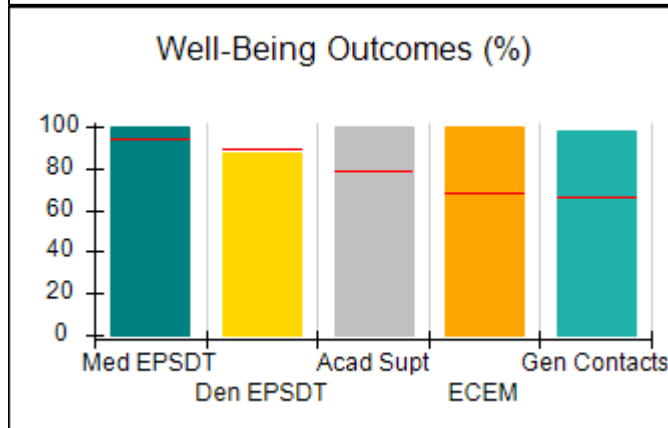
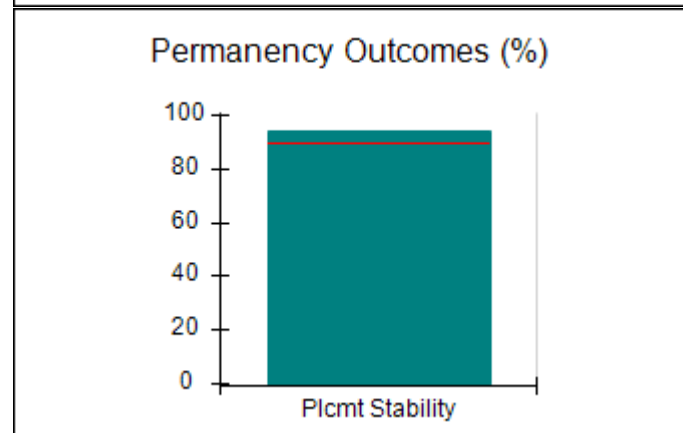
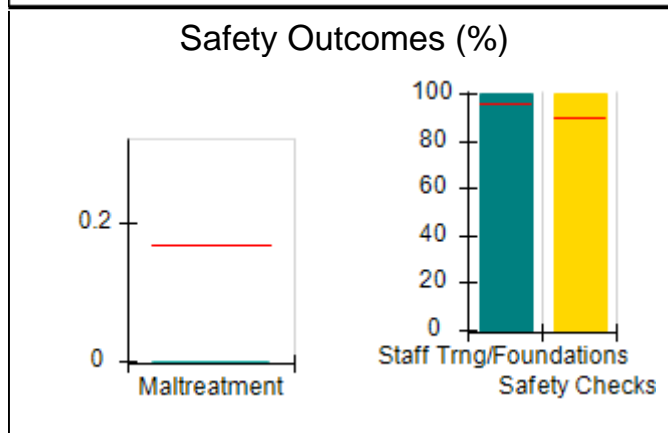
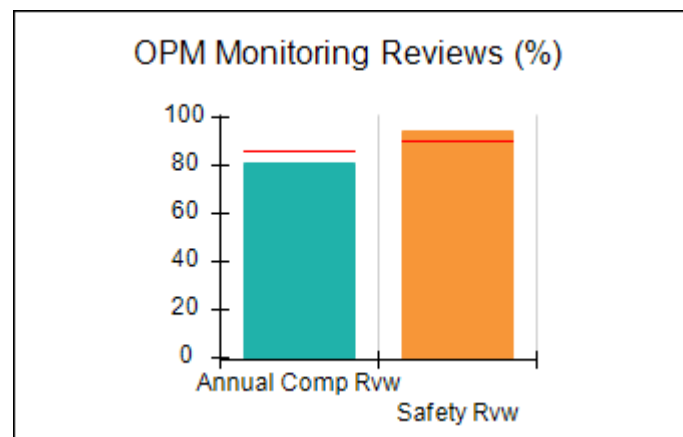
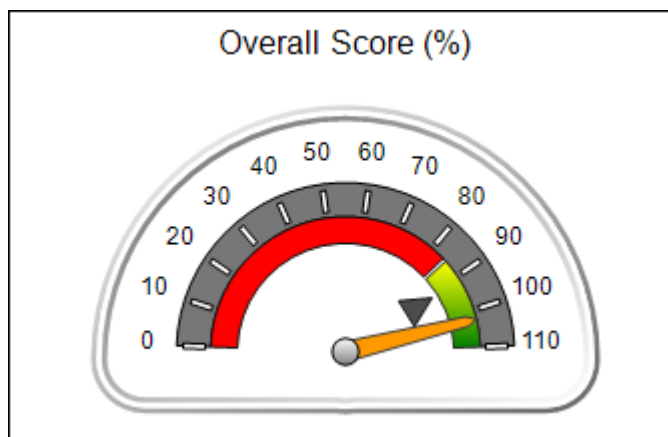
# Performance-Based Placement Measures

## RBWO Provider GA+SCORECARD - CCI

Report Quarter: Q2 FY2019

Provider/Program Name: Georgia Baptist Children's Home & Family Ministries - Baxley Campus (664) - CCI			
9420 Blackshear Hwy., Baxley, GA 31513	Quarterly Scores (Grades)		Current Quarter Score (Grade)
Phone: 912-367-6691	Q1: 101.91 (A+)	Q2: 102.58 (A+)	<b>102.58%</b> <b>(A+)</b>
Vendor ID# 35359	Q3: N/A	Q4: N/A	
Program Census Information:	# Children in Care During Quarter: 18	# Placements During Quarter: 18	# Children in Care On Last Day: 14
Quarterly Provider Comparisons to All CCIs			

indicates average for all CCIs





# Performance-Based Placement Measures RBWO Provider GA+SCORECARD - CCI

Report Quarter: Q2 FY2019

<b>Provider/Program Name: Georgia Baptist Children's Home &amp; Family Ministries - Baxley Campus (664) - CCI</b>				
9420 Blackshear Hwy., Baxley, GA 31513		Quarterly Scores (Grades)		Current Quarter Score (Grade)
Phone: 912-367-6691		Q1: 101.91 (A+)	Q2: 102.58 (A+)	<b>102.58% (A+)</b>
Vendor ID# 35359		Q3: N/A	Q4: N/A	
Program Census Information:		# Children in Care During Quarter: 18	# Placements During Quarter: 18	# Children in Care On Last Day: 14
	Avg Performance All CCIs (%)	Provider Performance (%)*	Possible Points (Weight)	Provider Points Earned
<b>OPM Monitoring Reviews</b>				
Annual Comprehensive Reviews	86%	81%	25	20.19
Safety Reviews	91%	94%	15	14.11
<b>Monitoring Sub-Total</b>			<b>40</b>	<b>34.30</b>
<b>CCI Safety Outcomes</b>				
Incidence of Maltreatment	0.17%	No Substantiated Reports	10	10.00
Staff Training/Foundations	95%	100%	5	5.00
Staff Safety Checks	90%	100%	5	5.00
<b>Safety Sub-Total</b>			<b>20</b>	<b>20.00</b>
<b>CCI Permanency Outcomes</b>				
Placement Stability	89%	94%	15	14.10
<b>Permanency Sub-Total</b>			<b>15</b>	<b>14.10</b>
<b>CCI Well-Being Outcomes</b>				
EPSDT Medical Visits	94%	100%	4	4.00
EPSDT Dental Visits	89%	87%	4	3.48
Academic Supports	78%	100%	3	3.00
Provider ECEM Visits	68%	100%	7	7.00
Provider General Contacts	67%	98%	7	6.86
Placements with Siblings	37%	0%	Not Scored	Not Scored
Placements within Legal County	15%	0%	Not Scored	Not Scored
<b>Well-Being Sub-Total</b>			<b>25</b>	<b>24.34</b>
*Performance calculation descriptions can be found in the FY 2019 RBWO PBP Measurements and Standards Guide.				

<b>Monitoring &amp; Outcomes: Possible Points = 100</b>		<b>Points Earned = 92.74</b>	
<b>Score Before Incentives Credit</b>			<b>92.74%</b>
<b>Incentives Awarded</b>			<b>9.84 pts</b>
<b>PBP Verification</b>			<b>N/A pts</b>
<b>Total Score</b>			<b>102.58%</b>



**DHS, DFCS, Office of Provider Management**  
**Performance-Based Placement Measures**  
**RBWO Provider GA+SCORECARD - CCI**



**Report Quarter: Q2 FY2019**

<b>Provider/Program Name: Georgia Baptist Children's Home &amp; Family Ministries - Baxley Campus (664) - CCI</b>				
<b>Program Census Information:</b>		<b># Children in Care During Quarter: 18</b>	<b># Placements During Quarter: 18</b>	<b># Children in Care On Last Day: 14</b>
<b>CCI Incentive Credits</b>	<b>Avg Performance All CCIs (Points)</b>	<b>Provider Performance (%)*</b>	<b>Possible Points (Weight)</b>	<b>Provider Points Earned</b>
Early EPSDT Medical Visits		100%	2	2.00
Early EPSDT Dental Visits		71%	2	1.42
Permanency Contacts		0%	5	0.00
Additional Academic Supports		21%	2	0.42
HS Grad/GED/Prof or Trade Certificate/College		N/A	10/5/5/1	
EYSS Agreement		Not Eligible	5	
Community Connections		0%	4	0.00
Active Agency Accreditation		50%	4	2.00
Staff Clinical Licensure		0%	5	0.00
Behavior Management (threshold = 0)		100%	4	4.00
<b>Incentives Total</b>	<b>8.28</b>			<b>9.84</b>
Maximum total combined incentive credit allowed is 10 points.			<b>Incentives Awarded</b>	<b>9.84</b>
*Performance calculation descriptions can be found in the FY 2019 RBWO PBP Measurements and Standards Guide.				

<b>Child Protective Services Investigations and Dispositions</b>		
The following investigations data, which is not used for scoring but is considered significant to a provider's performance, is from Georgia SHINES and is not considered final or complete until the end of the fiscal year.		
Total Reports:	0	
Number Screened In:	0	
Number Screened Out:	0	
Number Substantiated:	0	
Number Unsubstantiated:	0	
Number Active CPS Investigations:	0	





# Performance-Based Placement Measures

## RBWO Provider GA+SCORECARD - CCI

Report Quarter: Q2 FY2019

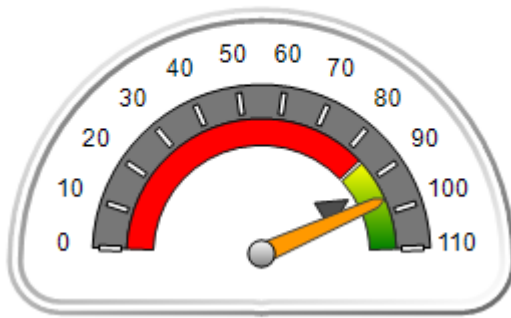
**Provider/Program Name: Georgia Baptist Children's Home & Family Ministries - dba Good Shepherd The (685) - CCI**

390 Bar Rest Ranch Road, Warm Springs, GA 31830	Quarterly Scores (Grades)		Current Quarter Score (Grade)
Phone: 706-655-2354	Q1: 98.35 (A+)	Q2: 96.35 (A)	<b>96.35%</b> <b>(A)</b>
Vendor ID# 35364	Q3: N/A	Q4: N/A	
Program Census Information:	# Children in Care During Quarter: 0	# Placements During Quarter: 0	# Children in Care On Last Day: 0

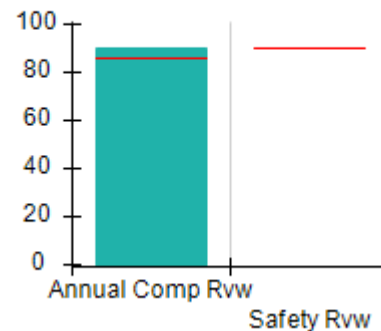
### Quarterly Provider Comparisons to All CCIs

indicates average for all CCIs

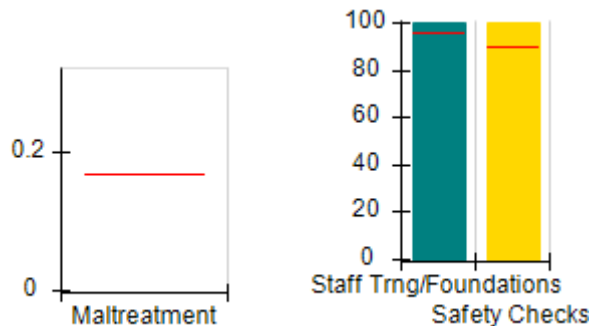
Overall Score (%)



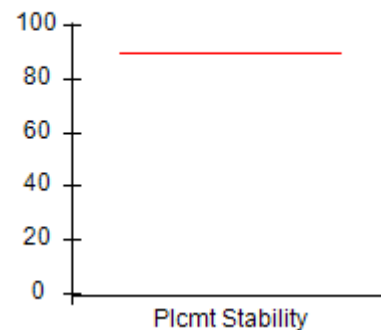
OPM Monitoring Reviews (%)



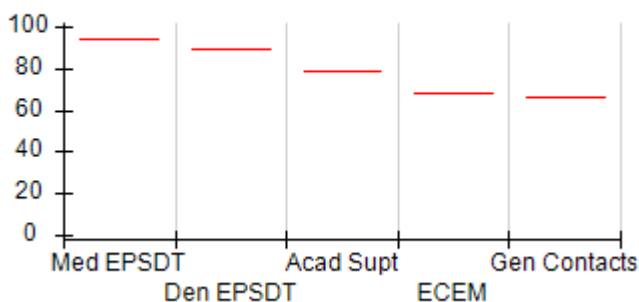
Safety Outcomes (%)



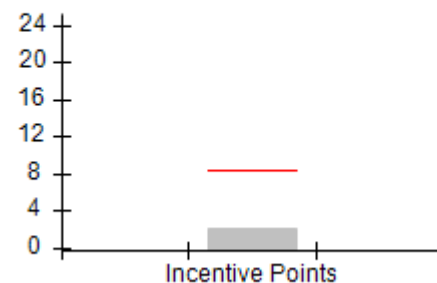
Permanency Outcomes (%)



Well-Being Outcomes (%)



Incentives Earned (Points)





# Performance-Based Placement Measures

## RBWO Provider GA+SCORECARD - CCI

Report Quarter: Q2 FY2019

<b>Provider/Program Name: Georgia Baptist Children's Home &amp; Family Ministries - dba Good Shepherd The (685) - CCI</b>				
<b>390 Bar Rest Ranch Road, Warm Springs, GA 31830</b>		<b>Quarterly Scores (Grades)</b>		<b>Current Quarter Score (Grade)</b>
<b>Phone: 706-655-2354</b>		<b>Q1: 98.35 (A+)</b>	<b>Q2: 96.35 (A)</b>	<b>96.35% (A)</b>
<b>Vendor ID# 35364</b>		<b>Q3: N/A</b>	<b>Q4: N/A</b>	
Program Census Information:		# Children in Care During Quarter: 0	# Placements During Quarter: 0	# Children in Care On Last Day: 0
	<b>Avg Performance All CCIs (%)</b>	<b>Provider Performance (%)*</b>	<b>Possible Points (Weight)</b>	<b>Provider Points Earned</b>
<b>OPM Monitoring Reviews</b>				
Annual Comprehensive Reviews	86%	90%	25	22.46
Safety Reviews	91%	Not Yet Conducted		
<b>Monitoring Sub-Total</b>			<b>25</b>	<b>22.46</b>
<b>CCI Safety Outcomes</b>				
Incidence of Maltreatment	0.17%	Not Eligible		
Staff Training/Foundations	95%	100%	10	10.00
Staff Safety Checks	90%	100%	10	10.00
<b>Safety Sub-Total</b>			<b>20</b>	<b>20.00</b>
<b>CCI Permanency Outcomes</b>				
Placement Stability	89%	Not Eligible		
<b>Permanency Sub-Total</b>			<b>N/A</b>	
<b>CCI Well-Being Outcomes</b>				
EPSDT Medical Visits	94%	Not Eligible		
EPSDT Dental Visits	89%	Not Eligible		
Academic Supports	78%	Not Eligible		
Provider ECEM Visits	68%	Not Eligible		
Provider General Contacts	67%	Not Eligible		
Placements with Siblings	37%	Not Eligible	Not Scored	Not Scored
Placements within Legal County	15%	Not Eligible	Not Scored	Not Scored
<b>Well-Being Sub-Total</b>			<b>N/A</b>	
*Performance calculation descriptions can be found in the FY 2019 RBWO PBP Measurements and Standards Guide.				

<b>Monitoring &amp; Outcomes: Possible Points = 45</b>		<b>Points Earned = 42.46</b>	
<b>Score Before Incentives Credit</b>			<b>94.35%</b>
<b>Incentives Awarded</b>			<b>2.00 pts</b>
<b>PBP Verification</b>			<b>N/A pts</b>
<b>Total Score</b>			<b>96.35%</b>



**DHS, DFCS, Office of Provider Management**  
**Performance-Based Placement Measures**  
**RBWO Provider GA+SCORECARD - CCI**



**Report Quarter: Q2 FY2019**

**Provider/Program Name: Georgia Baptist Children's Home & Family Ministries - dba Good Shepherd The (685) - CCI**

Program Census Information:		# Children in Care During Quarter: 0	# Placements During Quarter: 0	# Children in Care On Last Day: 0
CCI Incentive Credits	Avg Performance All CCIs (Points)	Provider Performance (%)*	Possible Points (Weight)	Provider Points Earned
Early EPSDT Medical Visits		Not Eligible	2	
Early EPSDT Dental Visits		Not Eligible	2	
Permanency Contacts		None Planned	5	
Additional Academic Supports		Not Eligible	2	
HS Grad/GED/Prof or Trade Certificate/College		N/A	10/5/5/1	
EYSS Agreement		Not Eligible	5	
Community Connections		Not Eligible	4	
Active Agency Accreditation		50%	4	2.00
Staff Clinical Licensure		0%	5	0.00
Behavior Management (threshold = 0)		0%	4	
<b>Incentives Total</b>	<b>8.28</b>			<b>2.00</b>
Maximum total combined incentive credit allowed is 10 points.			<b>Incentives Awarded</b>	<b>2.00</b>

\*Performance calculation descriptions can be found in the FY 2019 RBWO PBP Measurements and Standards Guide.

### Child Protective Services Investigations and Dispositions

The following investigations data, which is not used for scoring but is considered significant to a provider's performance, is from Georgia SHINES and is not considered final or complete until the end of the fiscal year.

Total Reports:	0
Number Screened In:	0
Number Screened Out:	0
Number Substantiated:	0
Number Unsubstantiated:	0
Number Active CPS Investigations:	0



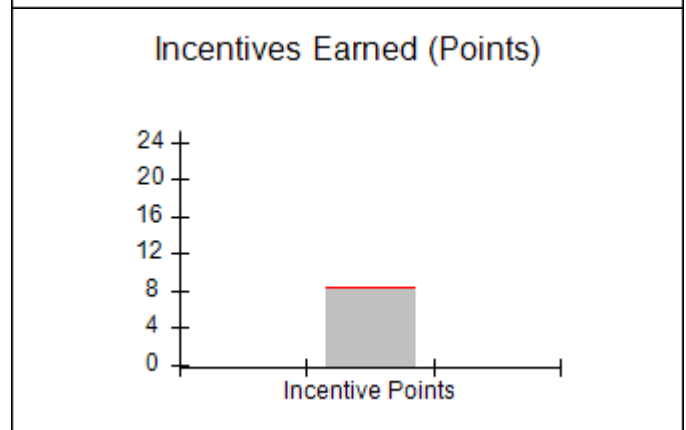
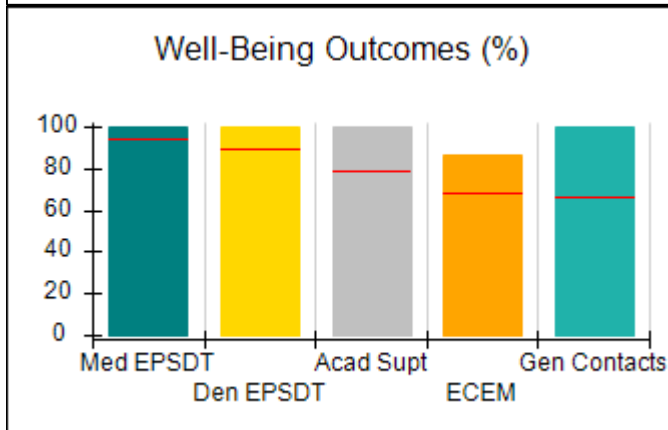
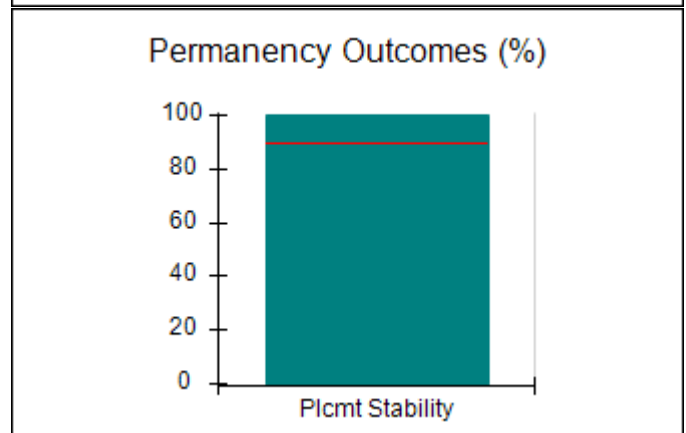
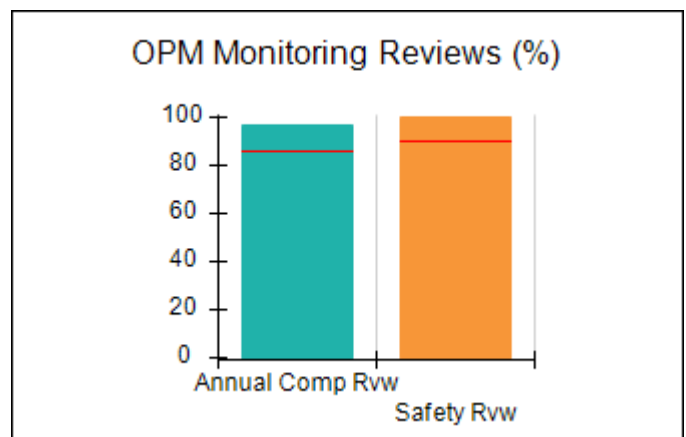
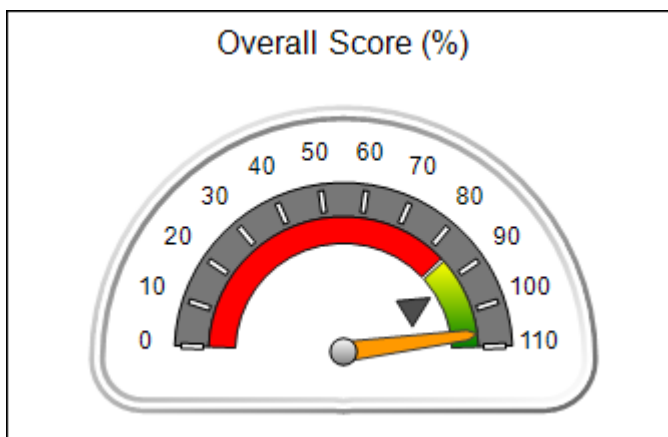
**DHS, DFCS, Office of Provider Management**  
**Performance-Based Placement Measures**  
**RBWO Provider GA+SCORECARD - CCI**



**Report Quarter: Q2 FY2019**

<b>Provider/Program Name: Georgia Baptist Children's Home &amp; Family Ministries - Maternity Home (662) - CCI</b>			
<b>9250 Hutcheson Ferry Rd., Palmetto, GA 30268</b>	<b>Quarterly Scores (Grades)</b>		<b>Current Quarter Score (Grade)</b>
<b>Phone: 770-463-3344</b>	<b>Q1: 93.01 (A-)</b>	<b>Q2: 106.56 (A+)</b>	<b>106.56% (A+)</b>
<b>Vendor ID# 35369</b>	<b>Q3: N/A</b>	<b>Q4: N/A</b>	
<b>Program Census Information:</b>	<b># Children in Care During Quarter: 4</b>	<b># Placements During Quarter: 4</b>	<b># Children in Care On Last Day: 2</b>
<b>Quarterly Provider Comparisons to All CCIs</b>			

▼ — indicates average for all CCIs





## Performance-Based Placement Measures

### RBWO Provider GA+SCORECARD - CCI

Report Quarter: Q2 FY2019

<b>Provider/Program Name: Georgia Baptist Children's Home &amp; Family Ministries - Maternity Home (662) - CCI</b>				
9250 Hutcheson Ferry Rd., Palmetto, GA 30268		Quarterly Scores (Grades)		Current Quarter Score (Grade)
Phone: 770-463-3344		Q1: 93.01 (A-)	Q2: 106.56 (A+)	<b>106.56% (A+)</b>
Vendor ID# 35369		Q3: N/A	Q4: N/A	
Program Census Information:		# Children in Care During Quarter: 4	# Placements During Quarter: 4	# Children in Care On Last Day: 2
	Avg Performance All CCIs (%)	Provider Performance (%)*	Possible Points (Weight)	Provider Points Earned
<b>OPM Monitoring Reviews</b>				
Annual Comprehensive Reviews	86%	97%	25	24.26
Safety Reviews	91%	100%	15	15.00
<b>Monitoring Sub-Total</b>			<b>40</b>	<b>39.26</b>
<b>CCI Safety Outcomes</b>				
Incidence of Maltreatment	0.17%	No Substantiated Reports	10	10.00
Staff Training/Foundations	95%	100%	5	5.00
Staff Safety Checks	90%	100%	5	5.00
<b>Safety Sub-Total</b>			<b>20</b>	<b>20.00</b>
<b>CCI Permanency Outcomes</b>				
Placement Stability	89%	100%	15	15.00
<b>Permanency Sub-Total</b>			<b>15</b>	<b>15.00</b>
<b>CCI Well-Being Outcomes</b>				
EPSDT Medical Visits	94%	100%	4	4.00
EPSDT Dental Visits	89%	100%	4	4.00
Academic Supports	78%	100%	3	3.00
Provider ECEM Visits	68%	86%	7	6.02
Provider General Contacts	67%	100%	7	7.00
Placements with Siblings	37%	0%	Not Scored	Not Scored
Placements within Legal County	15%	100%	Not Scored	Not Scored
<b>Well-Being Sub-Total</b>			<b>25</b>	<b>24.02</b>
*Performance calculation descriptions can be found in the FY 2019 RBWO PBP Measurements and Standards Guide.				

<b>Monitoring &amp; Outcomes: Possible Points = 100</b>		<b>Points Earned = 98.28</b>	
<b>Score Before Incentives Credit</b>			<b>98.28%</b>
<b>Incentives Awarded</b>			<b>8.28 pts</b>
<b>PBP Verification</b>			<b>N/A pts</b>
<b>Total Score</b>			<b>106.56%</b>



DHS, DFCS, Office of Provider Management  
**Performance-Based Placement Measures**  
**RBWO Provider GA+SCORECARD - CCI**



Report Quarter: Q2 FY2019

**Provider/Program Name: Georgia Baptist Children's Home & Family Ministries - Maternity Home (662) - CCI**

Program Census Information:		# Children in Care During Quarter: 4	# Placements During Quarter: 4	# Children in Care On Last Day: 2
CCI Incentive Credits	Avg Performance All CCIs (Points)	Provider Performance (%)*	Possible Points (Weight)	Provider Points Earned
Early EPSDT Medical Visits		Not Eligible	2	
Early EPSDT Dental Visits		100%	2	2.00
Permanency Contacts		None Planned	5	
Additional Academic Supports		14%	2	0.28
HS Grad/GED/Prof or Trade Certificate/College		N/A	10/5/5/1	
EYSS Agreement		Not Eligible	5	
Community Connections		0%	4	0.00
Active Agency Accreditation		50%	4	2.00
Staff Clinical Licensure		0%	5	0.00
Behavior Management (threshold = 0)		100%	4	4.00
<b>Incentives Total</b>	<b>8.28</b>			<b>8.28</b>
Maximum total combined incentive credit allowed is 10 points.			<b>Incentives Awarded</b>	<b>8.28</b>

\*Performance calculation descriptions can be found in the FY 2019 RBWO PBP Measurements and Standards Guide.

**Child Protective Services Investigations and Dispositions**

The following investigations data, which is not used for scoring but is considered significant to a provider's performance, is from Georgia SHINES and is not considered final or complete until the end of the fiscal year.

Total Reports:	0
Number Screened In:	0
Number Screened Out:	0
Number Substantiated:	0
Number Unsubstantiated:	0
Number Active CPS Investigations:	0



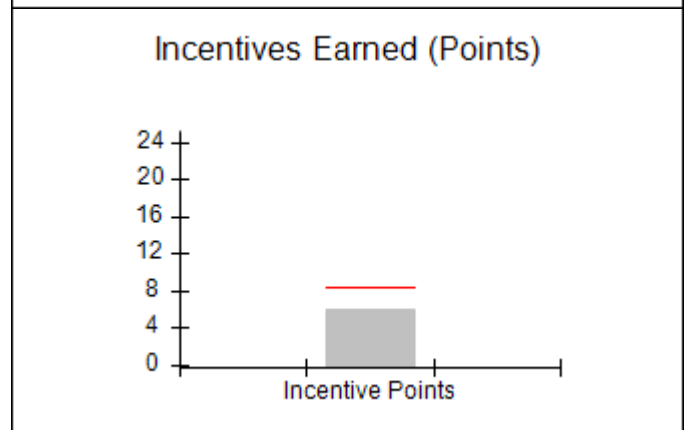
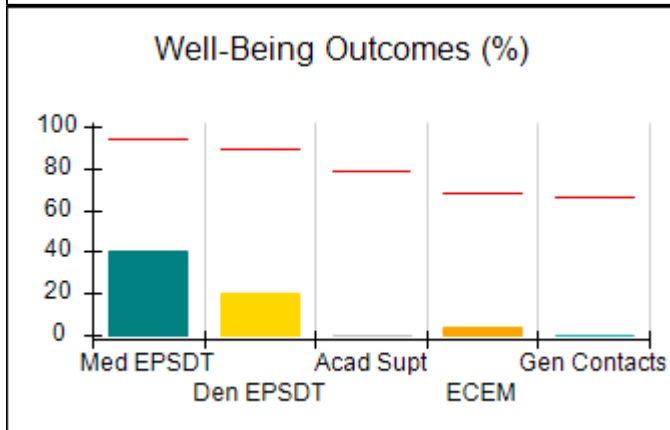
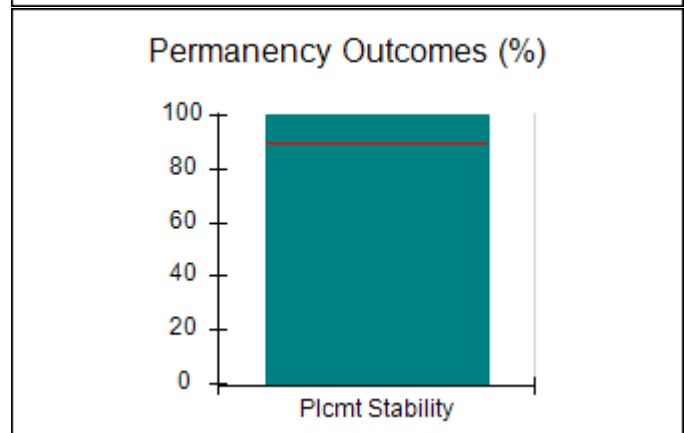
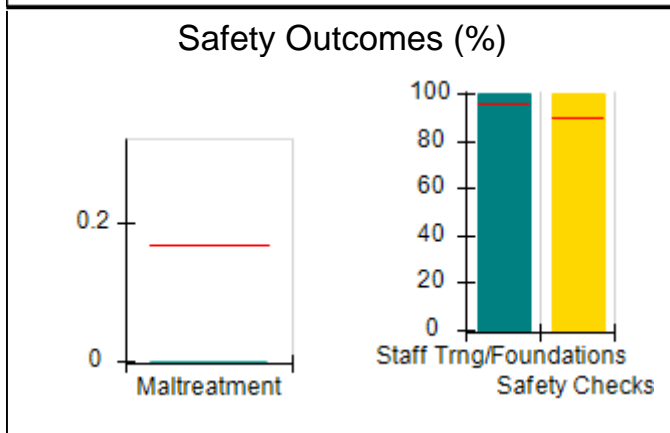
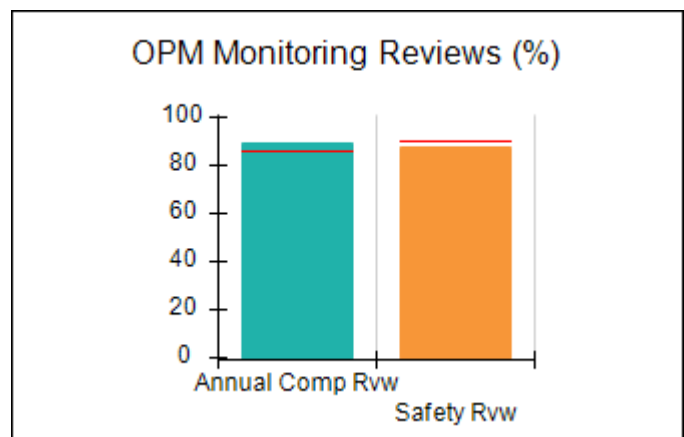
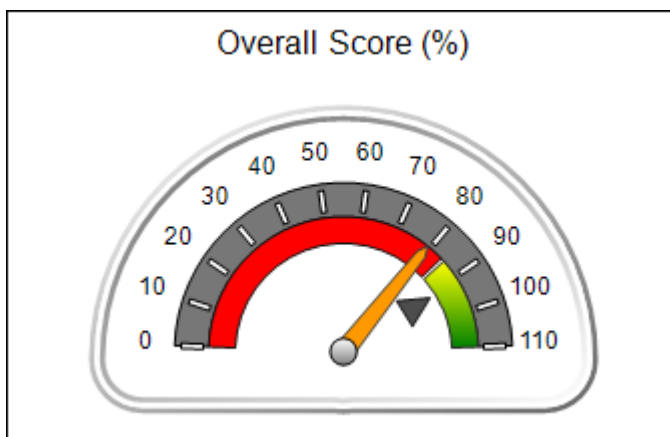
**DHS, DFCS, Office of Provider Management**  
**Performance-Based Placement Measures**  
**RBWO Provider GA+SCORECARD - CCI**



**Report Quarter: Q2 FY2019**

<b>Provider/Program Name: Georgia Baptist Children's Home &amp; Family Ministries - Meansville Campus (666) - CCI</b>			
<b>2821 Hwy 19 South, Meansville, GA 30256</b>	<b>Quarterly Scores (Grades)</b>		<b>Current Quarter Score (Grade)</b>
<b>Phone: 770-567-8987</b>	<b>Q1: 72.98 (C-)</b>	<b>Q2: 79.14 (C+)</b>	<b>79.14%</b>
<b>Vendor ID# 35370</b>	<b>Q3: N/A</b>	<b>Q4: N/A</b>	<b>(C+)</b>
<b>Program Census Information:</b>	<b># Children in Care During Quarter: 10</b>	<b># Placements During Quarter: 10</b>	<b># Children in Care On Last Day: 9</b>
<b>Quarterly Provider Comparisons to All CCIs</b>			

▼ — indicates average for all CCIs





**Performance-Based Placement Measures**  
**RBWO Provider GA+SCORECARD - CCI**

Report Quarter: Q2 FY2019

**Provider/Program Name: Georgia Baptist Children's Home & Family Ministries - Meansville Campus (666) - CCI**

2821 Hwy 19 South, Meansville, GA 30256	Quarterly Scores (Grades)		Current Quarter Score (Grade)
Phone: 770-567-8987	Q1: 72.98 (C-)	Q2: 79.14 (C+)	<b>79.14% (C+)</b>
Vendor ID# 35370	Q3: N/A	Q4: N/A	

Program Census Information:	# Children in Care During Quarter: 10	# Placements During Quarter: 10	# Children in Care On Last Day: 9
-----------------------------	---------------------------------------	---------------------------------	-----------------------------------

	Avg Performance All CCIs (%)	Provider Performance (%)*	Possible Points (Weight)	Provider Points Earned
--	------------------------------	---------------------------	--------------------------	------------------------

**OPM Monitoring Reviews**

Annual Comprehensive Reviews	86%	89%	25	22.25
Safety Reviews	91%	88%	15	13.21
<b>Monitoring Sub-Total</b>			<b>40</b>	<b>35.46</b>

**CCI Safety Outcomes**

Incidence of Maltreatment	0.17%	No Substantiated Reports	10	10.00
Staff Training/Foundations	95%	100%	5	5.00
Staff Safety Checks	90%	100%	5	5.00
<b>Safety Sub-Total</b>			<b>20</b>	<b>20.00</b>

**CCI Permanency Outcomes**

Placement Stability	89%	100%	15	15.00
<b>Permanency Sub-Total</b>			<b>15</b>	<b>15.00</b>

**CCI Well-Being Outcomes**

EPSDT Medical Visits	94%	40%	4	1.60
EPSDT Dental Visits	89%	20%	4	0.80
Academic Supports	78%	0%	3	0.00
Provider ECEM Visits	68%	4%	7	0.28
Provider General Contacts	67%	0%	7	0.00
Placements with Siblings	37%	0%	Not Scored	Not Scored
Placements within Legal County	15%	0%	Not Scored	Not Scored
<b>Well-Being Sub-Total</b>			<b>25</b>	<b>2.68</b>

\*Performance calculation descriptions can be found in the FY 2019 RBWO PBP Measurements and Standards Guide.

<b>Monitoring &amp; Outcomes: Possible Points = 100</b>	<b>Points Earned = 73.14</b>
<b>Score Before Incentives Credit</b>	<b>73.14%</b>
<b>Incentives Awarded</b>	<b>6.00 pts</b>
<b>PBP Verification</b>	<b>N/A pts</b>
<b>Total Score</b>	<b>79.14%</b>





**DHS, DFCS, Office of Provider Management**  
**Performance-Based Placement Measures**  
**RBWO Provider GA+SCORECARD - CCI**



**Report Quarter: Q2 FY2019**

**Provider/Program Name: Georgia Baptist Children's Home & Family Ministries - Meansville Campus (666) - CCI**

Program Census Information:		# Children in Care During Quarter: 10	# Placements During Quarter: 10	# Children in Care On Last Day: 9
CCI Incentive Credits	Avg Performance All CCIs (Points)	Provider Performance (%)*	Possible Points (Weight)	Provider Points Earned
Early EPSDT Medical Visits		0%	2	0.00
Early EPSDT Dental Visits		0%	2	0.00
Permanency Contacts		0%	5	0.00
Additional Academic Supports		0%	2	0.00
HS Grad/GED/Prof or Trade Certificate/College		N/A	10/5/5/1	
EYSS Agreement		Not Eligible	5	
Community Connections		0%	4	0.00
Active Agency Accreditation		50%	4	2.00
Staff Clinical Licensure		0%	5	0.00
Behavior Management (threshold = 0)		100%	4	4.00
<b>Incentives Total</b>	<b>8.28</b>			<b>6.00</b>
Maximum total combined incentive credit allowed is 10 points.			<b>Incentives Awarded</b>	<b>6.00</b>

\*Performance calculation descriptions can be found in the FY 2019 RBWO PBP Measurements and Standards Guide.

**Child Protective Services Investigations and Dispositions**

The following investigations data, which is not used for scoring but is considered significant to a provider's performance, is from Georgia SHINES and is not considered final or complete until the end of the fiscal year.

Total Reports:	1
Number Screened In:	1
Number Screened Out:	0
Number Substantiated:	0
Number Unsubstantiated:	0
Number Active CPS Investigations:	1



# Performance-Based Placement Measures

## RBWO Provider GA+SCORECARD - CCI

Report Quarter: Q2 FY2019

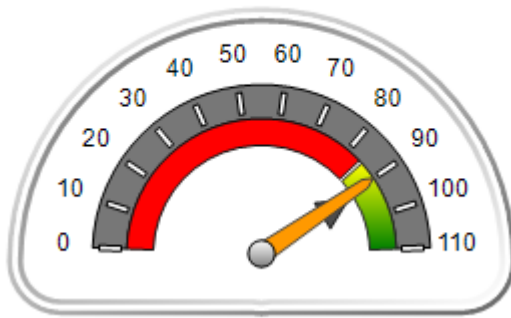
**Provider/Program Name: Georgia Baptist Children's Home & Family Ministries - Palmetto Campus (864) - CCI**

9250 Hutcheson Ferry Rd., Palmetto, GA 30268	Quarterly Scores (Grades)		Current Quarter Score (Grade)
Phone: 770-463-3344	Q1: 94.62 (A)	Q2: 89.99 (B+)	<b>89.99%</b> <b>(B+)</b>
Vendor ID# 35366	Q3: N/A	Q4: N/A	
Program Census Information:	# Children in Care During Quarter: 38	# Placements During Quarter: 38	# Children in Care On Last Day: 27

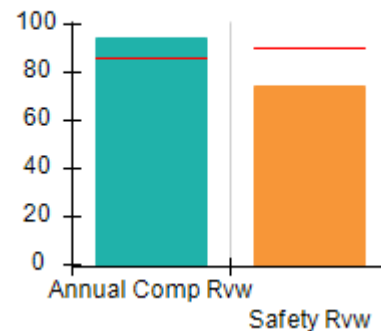
### Quarterly Provider Comparisons to All CCIs

indicates average for all CCIs

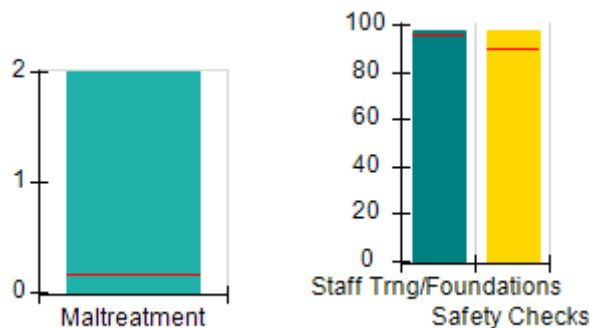
Overall Score (%)



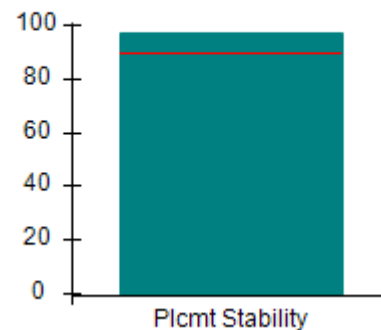
OPM Monitoring Reviews (%)



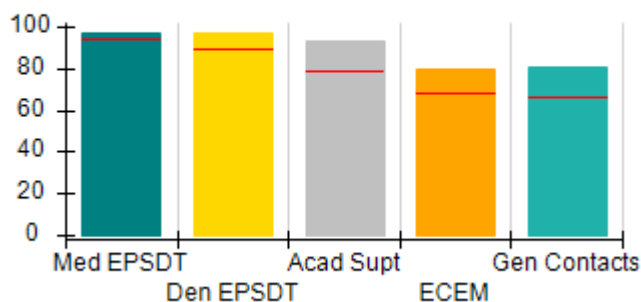
Safety Outcomes (%)



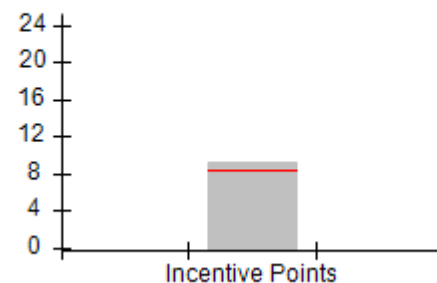
Permanency Outcomes (%)



Well-Being Outcomes (%)



Incentives Earned (Points)





## Performance-Based Placement Measures

### RBWO Provider GA+SCORECARD - CCI

Report Quarter: Q2 FY2019

**Provider/Program Name: Georgia Baptist Children's Home & Family Ministries - Palmetto Campus (864) - CCI**

9250 Hutcheson Ferry Rd., Palmetto, GA 30268		Quarterly Scores (Grades)		Current Quarter Score (Grade)
Phone: 770-463-3344		Q1: 94.62 (A)	Q2: 89.99 (B+)	<b>89.99% (B+)</b>
Vendor ID# 35366		Q3: N/A	Q4: N/A	
Program Census Information:		# Children in Care During Quarter: 38	# Placements During Quarter: 38	# Children in Care On Last Day: 27
	Avg Performance All CCIs (%)	Provider Performance (%)*	Possible Points (Weight)	Provider Points Earned
<b>OPM Monitoring Reviews</b>				
Annual Comprehensive Reviews	86%	94%	25	23.54
Safety Reviews	91%	74%	15	11.10
<b>Monitoring Sub-Total</b>			<b>40</b>	<b>34.64</b>
<b>CCI Safety Outcomes</b>				
Incidence of Maltreatment	0.17%	2% 1 Substantiated Rpt	10	0.00
Staff Training/Foundations	95%	97%	5	4.85
Staff Safety Checks	90%	97%	5	4.85
<b>Safety Sub-Total</b>			<b>20</b>	<b>9.70</b>
<b>CCI Permanency Outcomes</b>				
Placement Stability	89%	97%	15	14.55
<b>Permanency Sub-Total</b>			<b>15</b>	<b>14.55</b>
<b>CCI Well-Being Outcomes</b>				
EPSDT Medical Visits	94%	97%	4	3.88
EPSDT Dental Visits	89%	97%	4	3.88
Academic Supports	78%	93%	3	2.79
Provider ECEM Visits	68%	80%	7	5.60
Provider General Contacts	67%	81%	7	5.67
Placements with Siblings	37%	0%	Not Scored	Not Scored
Placements within Legal County	15%	9%	Not Scored	Not Scored
<b>Well-Being Sub-Total</b>			<b>25</b>	<b>21.82</b>

\*Performance calculation descriptions can be found in the FY 2019 RBWO PBP Measurements and Standards Guide.

<b>Monitoring &amp; Outcomes: Possible Points = 100</b>		<b>Points Earned = 80.71</b>	
<b>Score Before Incentives Credit</b>			<b>80.71%</b>
<b>Incentives Awarded</b>			<b>9.28 pts</b>
<b>PBP Verification</b>			<b>N/A pts</b>
<b>Total Score</b>			<b>89.99%</b>



**DHS, DFCS, Office of Provider Management**  
**Performance-Based Placement Measures**  
**RBWO Provider GA+SCORECARD - CCI**



**Report Quarter: Q2 FY2019**

**Provider/Program Name: Georgia Baptist Children's Home & Family Ministries - Palmetto Campus (864) - CCI**

Program Census Information:		# Children in Care During Quarter: 38	# Placements During Quarter: 38	# Children in Care On Last Day: 27
CCI Incentive Credits	Avg Performance All CCIs (Points)	Provider Performance (%)*	Possible Points (Weight)	Provider Points Earned
Early EPSDT Medical Visits		93%	2	1.86
Early EPSDT Dental Visits		71%	2	1.42
Permanency Contacts		0%	5	0.00
Additional Academic Supports		0%	2	0.00
HS Grad/GED/Prof or Trade Certificate/College		N/A	10/5/5/1	
EYSS Agreement		Not Eligible	5	
Community Connections		0%	4	0.00
Active Agency Accreditation		50%	4	2.00
Staff Clinical Licensure		0%	5	0.00
Behavior Management (threshold = 0)		100%	4	4.00
<b>Incentives Total</b>	<b>8.28</b>			<b>9.28</b>
Maximum total combined incentive credit allowed is 10 points.			<b>Incentives Awarded</b>	<b>9.28</b>

\*Performance calculation descriptions can be found in the FY 2019 RBWO PBP Measurements and Standards Guide.

**Child Protective Services Investigations and Dispositions**

The following investigations data, which is not used for scoring but is considered significant to a provider's performance, is from Georgia SHINES and is not considered final or complete until the end of the fiscal year.

Total Reports:	0
Number Screened In:	0
Number Screened Out:	0
Number Substantiated:	1
Number Unsubstantiated:	1
Number Active CPS Investigations:	-2



# Performance-Based Placement Measures

## RBWO Provider GA+SCORECARD - CCI

Report Quarter: Q2 FY2019

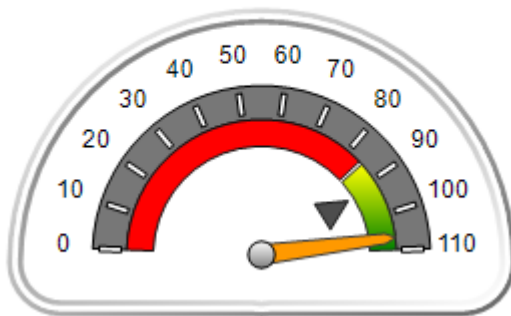
**Provider/Program Name: Georgia Sheriff's Youth Home - dba Boys Ranch (676) - CCI**

5671 Boys Ranch Rd., Hahira, GA 31632	Quarterly Scores (Grades)		Current Quarter Score (Grade)
Phone: 229-794-2606	Q1: 107.04 (A+)	Q2: 106.68 (A+)	<b>106.68%</b> <b>(A+)</b>
Vendor ID# 35379	Q3: N/A	Q4: N/A	
Program Census Information:	# Children in Care During Quarter: 23	# Placements During Quarter: 23	# Children in Care On Last Day: 18

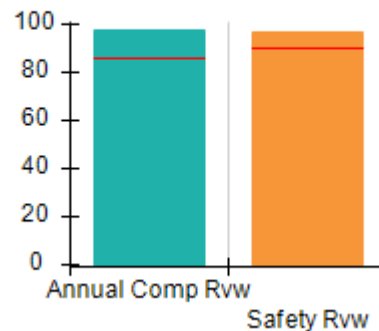
### Quarterly Provider Comparisons to All CCIs

indicates average for all CCIs

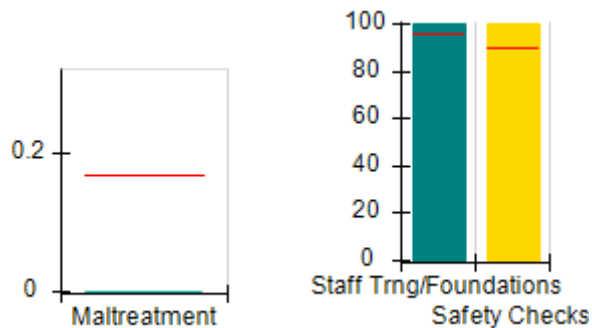
Overall Score (%)



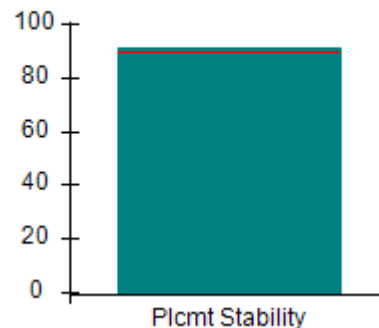
OPM Monitoring Reviews (%)



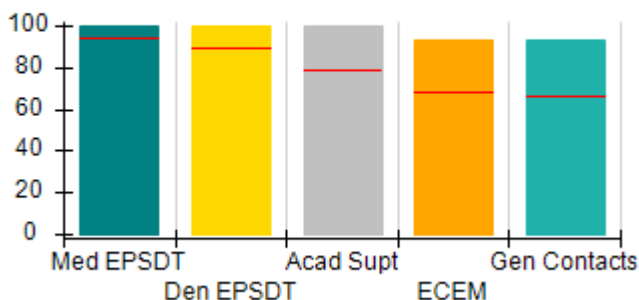
Safety Outcomes (%)



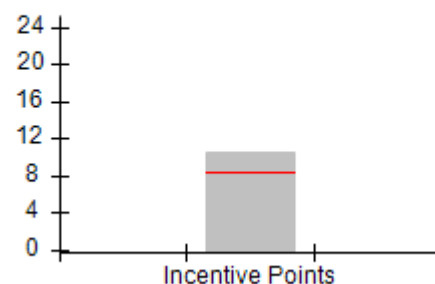
Permanency Outcomes (%)



Well-Being Outcomes (%)



Incentives Earned (Points)





DHS, DFCS, Office of Provider Management  
**Performance-Based Placement Measures**  
**RBWO Provider GA+SCORECARD - CCI**  
 Report Quarter: Q2 FY2019



<b>Provider/Program Name: Georgia Sheriff's Youth Home - dba Boys Ranch (676) - CCI</b>				
<b>5671 Boys Ranch Rd., Hahira, GA 31632</b>		<b>Quarterly Scores (Grades)</b>		<b>Current Quarter Score (Grade)</b>
<b>Phone: 229-794-2606</b>		<b>Q1: 107.04 (A+)</b>	<b>Q2: 106.68 (A+)</b>	<b>106.68% (A+)</b>
<b>Vendor ID# 35379</b>		<b>Q3: N/A</b>	<b>Q4: N/A</b>	
Program Census Information:		# Children in Care During Quarter: 23	# Placements During Quarter: 23	# Children in Care On Last Day: 18
	<b>Avg Performance All CCIs (%)</b>	<b>Provider Performance (%)*</b>	<b>Possible Points (Weight)</b>	<b>Provider Points Earned</b>
<b>OPM Monitoring Reviews</b>				
Annual Comprehensive Reviews	86%	98%	25	24.48
Safety Reviews	91%	97%	15	14.53
<b>Monitoring Sub-Total</b>			<b>40</b>	<b>39.01</b>
<b>CCI Safety Outcomes</b>				
Incidence of Maltreatment	0.17%	No Substantiated Reports	10	10.00
Staff Training/Foundations	95%	100%	5	5.00
Staff Safety Checks	90%	100%	5	5.00
<b>Safety Sub-Total</b>			<b>20</b>	<b>20.00</b>
<b>CCI Permanency Outcomes</b>				
Placement Stability	89%	91%	15	13.65
<b>Permanency Sub-Total</b>			<b>15</b>	<b>13.65</b>
<b>CCI Well-Being Outcomes</b>				
EPSDT Medical Visits	94%	100%	4	4.00
EPSDT Dental Visits	89%	100%	4	4.00
Academic Supports	78%	100%	3	3.00
Provider ECEM Visits	68%	93%	7	6.51
Provider General Contacts	67%	93%	7	6.51
Placements with Siblings	37%	45%	Not Scored	Not Scored
Placements within Legal County	15%	0%	Not Scored	Not Scored
<b>Well-Being Sub-Total</b>			<b>25</b>	<b>24.02</b>
*Performance calculation descriptions can be found in the FY 2019 RBWO PBP Measurements and Standards Guide.				

<b>Monitoring &amp; Outcomes: Possible Points = 100</b>		<b>Points Earned = 96.68</b>	
<b>Score Before Incentives Credit</b>			<b>96.68%</b>
<b>Incentives Awarded</b>			<b>10.00 pts</b>
<b>PBP Verification</b>			<b>N/A pts</b>
<b>Total Score</b>			<b>106.68%</b>



**DHS, DFCS, Office of Provider Management**  
**Performance-Based Placement Measures**  
**RBWO Provider GA+SCORECARD - CCI**



**Report Quarter: Q2 FY2019**

**Provider/Program Name: Georgia Sheriff's Youth Home - dba Boys Ranch (676) - CCI**

Program Census Information:		# Children in Care During Quarter: 23	# Placements During Quarter: 23	# Children in Care On Last Day: 18
CCI Incentive Credits	Avg Performance All CCIs (Points)	Provider Performance (%)*	Possible Points (Weight)	Provider Points Earned
Early EPSDT Medical Visits		100%	2	2.00
Early EPSDT Dental Visits		100%	2	2.00
Permanency Contacts		None Planned	5	
Additional Academic Supports		100%	2	2.00
HS Grad/GED/Prof or Trade Certificate/College		N/A	10/5/5/1	
EYSS Agreement		Not Eligible	5	
Community Connections		0%	4	0.00
Active Agency Accreditation		0%	4	0.00
Staff Clinical Licensure		10%	5	0.50
Behavior Management (threshold = 0)		100%	4	4.00
<b>Incentives Total</b>	<b>8.28</b>			<b>10.50</b>
Maximum total combined incentive credit allowed is 10 points.			<b>Incentives Awarded</b>	<b>10.00</b>

\*Performance calculation descriptions can be found in the FY 2019 RBWO PBP Measurements and Standards Guide.

**Child Protective Services Investigations and Dispositions**

The following investigations data, which is not used for scoring but is considered significant to a provider's performance, is from Georgia SHINES and is not considered final or complete until the end of the fiscal year.

Total Reports:	0
Number Screened In:	0
Number Screened Out:	0
Number Substantiated:	0
Number Unsubstantiated:	0
Number Active CPS Investigations:	0



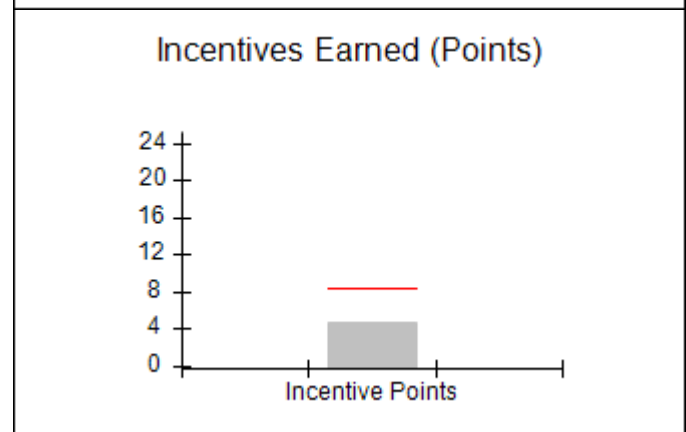
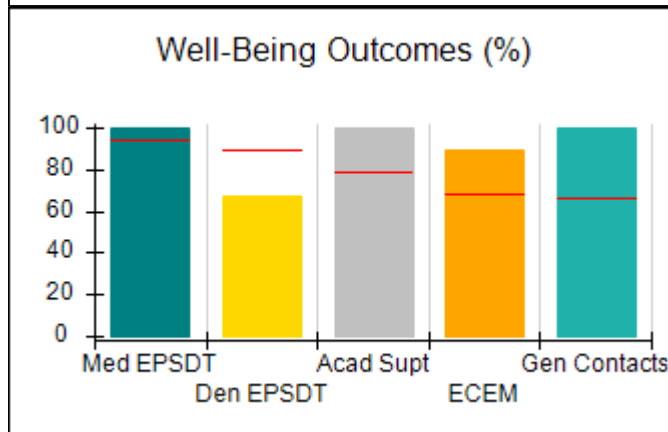
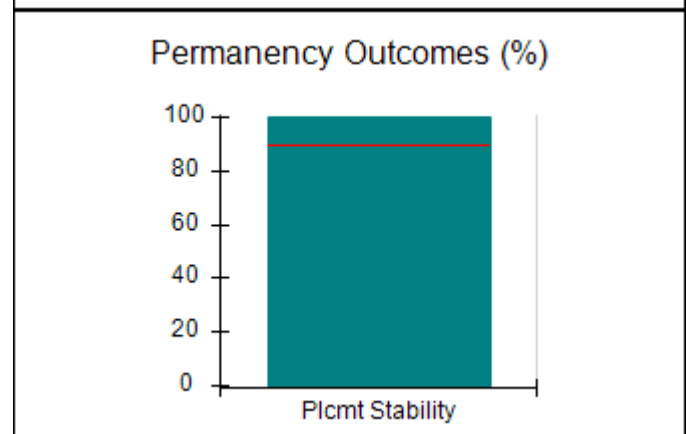
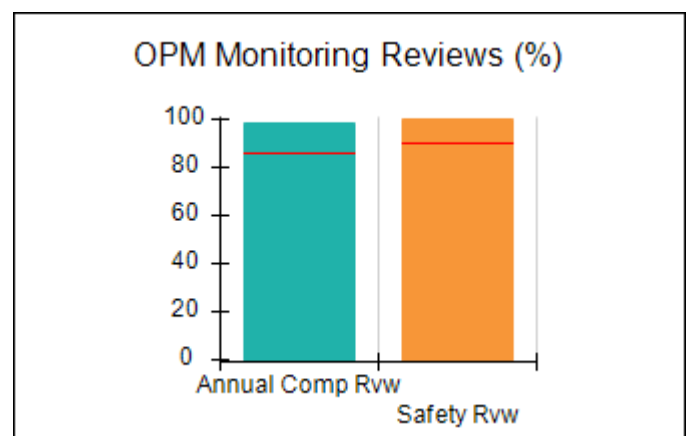
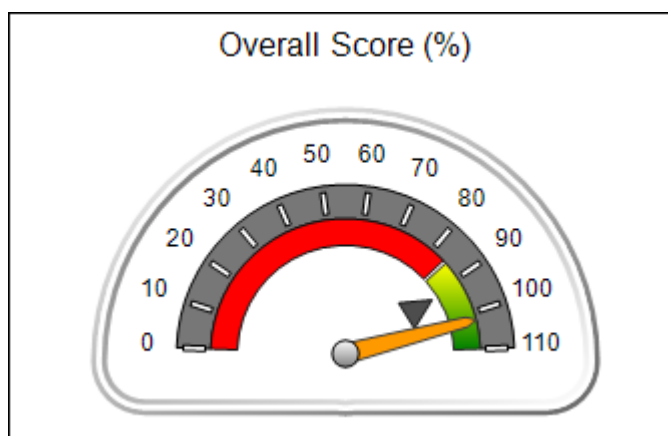
**DHS, DFCS, Office of Provider Management**  
**Performance-Based Placement Measures**  
**RBWO Provider GA+SCORECARD - CCI**



**Report Quarter: Q2 FY2019**

Provider/Program Name: Georgia Sheriff's Youth Home - dba Cherokee Estate (677) - CCI			
850 Cherokee Estate Rd. NE, Dalton, GA 30720	Quarterly Scores (Grades)		Current Quarter Score (Grade)
Phone: 706-259-8581	Q1: 107.75 (A+)	Q2: 102.13 (A+)	<b>102.13%</b> <b>(A+)</b>
Vendor ID# 35382	Q3: N/A	Q4: N/A	
Program Census Information:	# Children in Care During Quarter: 3	# Placements During Quarter: 3	# Children in Care On Last Day: 3
Quarterly Provider Comparisons to All CCIs			

▼ — indicates average for all CCIs







DHS, DFCS, Office of Provider Management  
**Performance-Based Placement Measures**  
**RBWO Provider GA+SCORECARD - CCI**  
 Report Quarter: Q2 FY2019



Provider/Program Name: Georgia Sheriff's Youth Home - dba Cherokee Estate (677) - CCI				
850 Cherokee Estate Rd. NE, Dalton, GA 30720		Quarterly Scores (Grades)		Current Quarter Score (Grade)
Phone: 706-259-8581		Q1: 107.75 (A+)	Q2: 102.13 (A+)	<b>102.13%</b> <b>(A+)</b>
Vendor ID# 35382		Q3: N/A	Q4: N/A	
Program Census Information:		# Children in Care During Quarter: 3	# Placements During Quarter: 3	# Children in Care On Last Day: 3
	Avg Performance All CCIs (%)	Provider Performance (%)*	Possible Points (Weight)	Provider Points Earned
<b>OPM Monitoring Reviews</b>				
Annual Comprehensive Reviews	86%	98%	25	24.58
Safety Reviews	91%	100%	15	14.97
<b>Monitoring Sub-Total</b>			<b>40</b>	<b>39.56</b>
<b>CCI Safety Outcomes</b>				
Incidence of Maltreatment	0.17%	No Substantiated Reports	10	10.00
Staff Training/Foundations	95%	100%	5	5.00
Staff Safety Checks	90%	100%	5	5.00
<b>Safety Sub-Total</b>			<b>20</b>	<b>20.00</b>
<b>CCI Permanency Outcomes</b>				
Placement Stability	89%	100%	15	15.00
<b>Permanency Sub-Total</b>			<b>15</b>	<b>15.00</b>
<b>CCI Well-Being Outcomes</b>				
EPSDT Medical Visits	94%	100%	4	4.00
EPSDT Dental Visits	89%	67%	4	2.68
Academic Supports	78%	100%	3	3.00
Provider ECEM Visits	68%	89%	7	6.23
Provider General Contacts	67%	100%	7	7.00
Placements with Siblings	37%	Not Eligible	Not Scored	Not Scored
Placements within Legal County	15%	Not Eligible	Not Scored	Not Scored
<b>Well-Being Sub-Total</b>			<b>25</b>	<b>22.91</b>
*Performance calculation descriptions can be found in the FY 2019 RBWO PBP Measurements and Standards Guide.				

Monitoring & Outcomes: Possible Points = 100		Points Earned = 97.47	
Score Before Incentives Credit			97.47%
Incentives Awarded			4.66 pts
PBP Verification			N/A pts
<b>Total Score</b>			<b>102.13%</b>



**DHS, DFCS, Office of Provider Management**  
**Performance-Based Placement Measures**  
**RBWO Provider GA+SCORECARD - CCI**  
**Report Quarter: Q2 FY2019**



**Provider/Program Name: Georgia Sheriff's Youth Home - dba Cherokee Estate (677) - CCI**

Program Census Information:		# Children in Care During Quarter: 3	# Placements During Quarter: 3	# Children in Care On Last Day: 3
CCI Incentive Credits	Avg Performance All CCIs (Points)	Provider Performance (%)*	Possible Points (Weight)	Provider Points Earned
Early EPSDT Medical Visits		Not Eligible	2	
Early EPSDT Dental Visits		0%	2	0.00
Permanency Contacts		None Planned	5	
Additional Academic Supports		33%	2	0.66
HS Grad/GED/Prof or Trade Certificate/College		N/A	10/5/5/1	
EYSS Agreement		Not Eligible	5	
Community Connections		0%	4	0.00
Active Agency Accreditation		0%	4	0.00
Staff Clinical Licensure		0%	5	0.00
Behavior Management (threshold = 0)		100%	4	4.00
<b>Incentives Total</b>	<b>8.28</b>			<b>4.66</b>
Maximum total combined incentive credit allowed is 10 points.			<b>Incentives Awarded</b>	<b>4.66</b>

\*Performance calculation descriptions can be found in the FY 2019 RBWO PBP Measurements and Standards Guide.

**Child Protective Services Investigations and Dispositions**

The following investigations data, which is not used for scoring but is considered significant to a provider's performance, is from Georgia SHINES and is not considered final or complete until the end of the fiscal year.

Total Reports:	0
Number Screened In:	0
Number Screened Out:	0
Number Substantiated:	0
Number Unsubstantiated:	0
Number Active CPS Investigations:	0



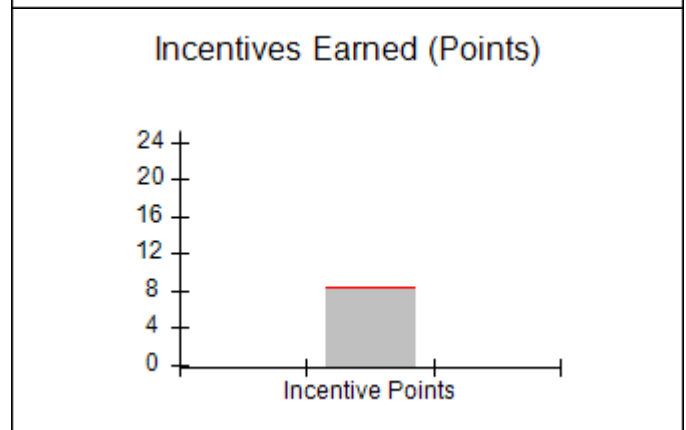
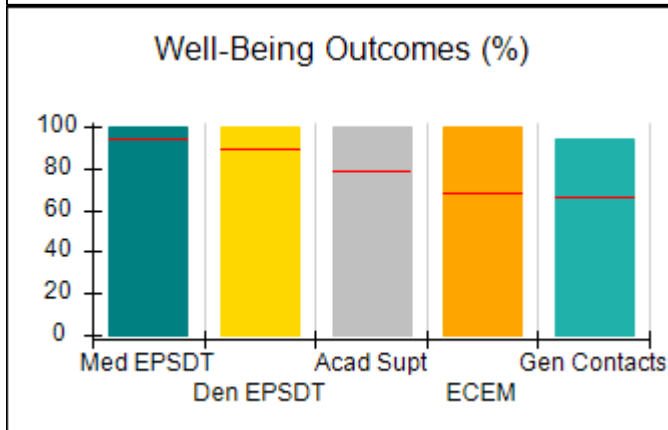
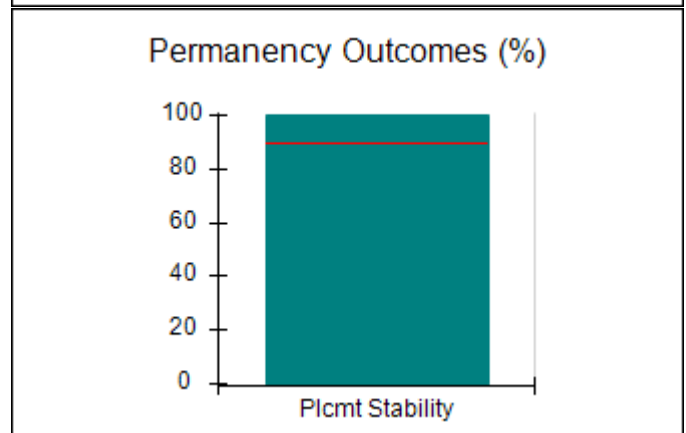
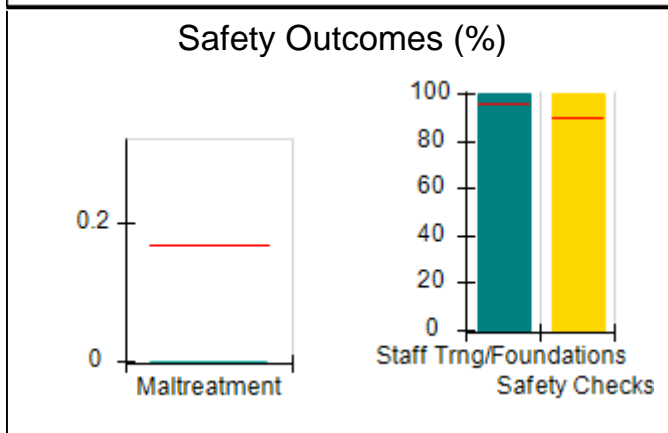
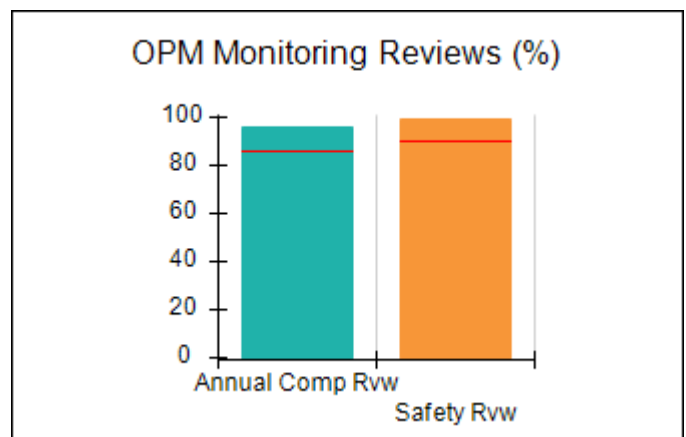
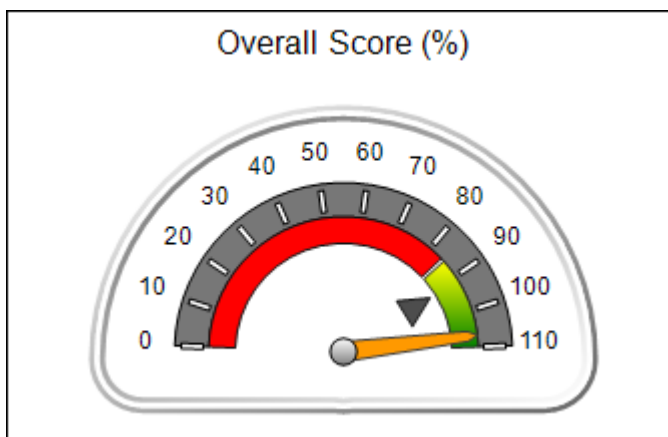
**DHS, DFCS, Office of Provider Management**  
**Performance-Based Placement Measures**  
**RBWO Provider GA+SCORECARD - CCI**



**Report Quarter: Q2 FY2019**

Provider/Program Name: Georgia Sheriff's Youth Home - dba Herrington Homes (678) - CCI			
8109 Hwy. 297, Nunez, GA 30448	Quarterly Scores (Grades)		Current Quarter Score (Grade)
Phone: 912-562-3968	Q1: 105.28 (A+)	Q2: 106.90 (A+)	<b>106.90%</b> <b>(A+)</b>
Vendor ID# 35380	Q3: N/A	Q4: N/A	
Program Census Information:	# Children in Care During Quarter: 12	# Placements During Quarter: 12	# Children in Care On Last Day: 11
Quarterly Provider Comparisons to All CCIs			

▼ — indicates average for all CCIs





**Performance-Based Placement Measures**  
**RBWO Provider GA+SCORECARD - CCI**

Report Quarter: Q2 FY2019

**Provider/Program Name: Georgia Sheriff's Youth Home - dba Herrington Homes (678) - CCI**

8109 Hwy. 297, Nunez, GA 30448	Quarterly Scores (Grades)		Current Quarter Score (Grade)
Phone: 912-562-3968	Q1: 105.28 (A+)	Q2: 106.90 (A+)	<b>106.90% (A+)</b>
Vendor ID# 35380	Q3: N/A	Q4: N/A	

Program Census Information:	# Children in Care During Quarter: 12	# Placements During Quarter: 12	# Children in Care On Last Day: 11
-----------------------------	---------------------------------------	---------------------------------	------------------------------------

	Avg Performance All CCIs (%)	Provider Performance (%)*	Possible Points (Weight)	Provider Points Earned
--	------------------------------	---------------------------	--------------------------	------------------------

**OPM Monitoring Reviews**

Annual Comprehensive Reviews	86%	96%	25	24.11
Safety Reviews	91%	100%	15	14.93
<b>Monitoring Sub-Total</b>			<b>40</b>	<b>39.04</b>

**CCI Safety Outcomes**

Incidence of Maltreatment	0.17%	No Substantiated Reports	10	10.00
Staff Training/Foundations	95%	100%	5	5.00
Staff Safety Checks	90%	100%	5	5.00
<b>Safety Sub-Total</b>			<b>20</b>	<b>20.00</b>

**CCI Permanency Outcomes**

Placement Stability	89%	100%	15	15.00
<b>Permanency Sub-Total</b>			<b>15</b>	<b>15.00</b>

**CCI Well-Being Outcomes**

EPSDT Medical Visits	94%	100%	4	4.00
EPSDT Dental Visits	89%	100%	4	4.00
Academic Supports	78%	100%	3	3.00
Provider ECEM Visits	68%	100%	7	7.00
Provider General Contacts	67%	94%	7	6.58
Placements with Siblings	37%	73%	Not Scored	Not Scored
Placements within Legal County	15%	Not Eligible	Not Scored	Not Scored
<b>Well-Being Sub-Total</b>			<b>25</b>	<b>24.58</b>

\*Performance calculation descriptions can be found in the FY 2019 RBWO PBP Measurements and Standards Guide.

<b>Monitoring &amp; Outcomes: Possible Points = 100</b>	<b>Points Earned = 98.62</b>
<b>Score Before Incentives Credit</b>	<b>98.62%</b>
<b>Incentives Awarded</b>	<b>8.28 pts</b>
<b>PBP Verification</b>	<b>N/A pts</b>
<b>Total Score</b>	<b>106.90%</b>



**DHS, DFCS, Office of Provider Management**  
**Performance-Based Placement Measures**  
**RBWO Provider GA+SCORECARD - CCI**



**Report Quarter: Q2 FY2019**

**Provider/Program Name: Georgia Sheriff's Youth Home - dba Herrington Homes (678) - CCI**

Program Census Information:		# Children in Care During Quarter: 12	# Placements During Quarter: 12	# Children in Care On Last Day: 11
CCI Incentive Credits	Avg Performance All CCIs (Points)	Provider Performance (%)*	Possible Points (Weight)	Provider Points Earned
Early EPSDT Medical Visits		100%	2	2.00
Early EPSDT Dental Visits		100%	2	2.00
Permanency Contacts		None Planned	5	
Additional Academic Supports		14%	2	0.28
HS Grad/GED/Prof or Trade Certificate/College		N/A	10/5/5/1	
EYSS Agreement		Not Eligible	5	
Community Connections		0%	4	0.00
Active Agency Accreditation		0%	4	0.00
Staff Clinical Licensure		0%	5	0.00
Behavior Management (threshold = 0)		100%	4	4.00
<b>Incentives Total</b>	<b>8.28</b>			<b>8.28</b>
Maximum total combined incentive credit allowed is 10 points.			<b>Incentives Awarded</b>	<b>8.28</b>

\*Performance calculation descriptions can be found in the FY 2019 RBWO PBP Measurements and Standards Guide.

**Child Protective Services Investigations and Dispositions**

The following investigations data, which is not used for scoring but is considered significant to a provider's performance, is from Georgia SHINES and is not considered final or complete until the end of the fiscal year.

Total Reports:	0
Number Screened In:	0
Number Screened Out:	0
Number Substantiated:	0
Number Unsubstantiated:	0
Number Active CPS Investigations:	0

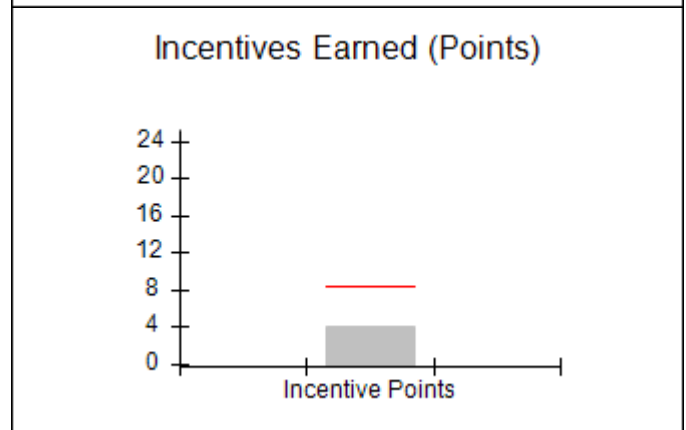
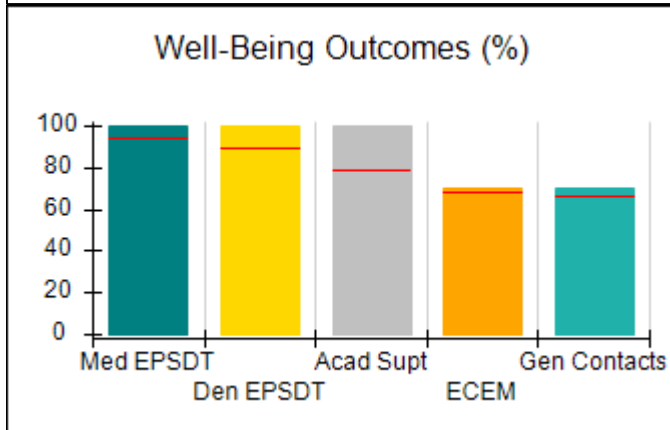
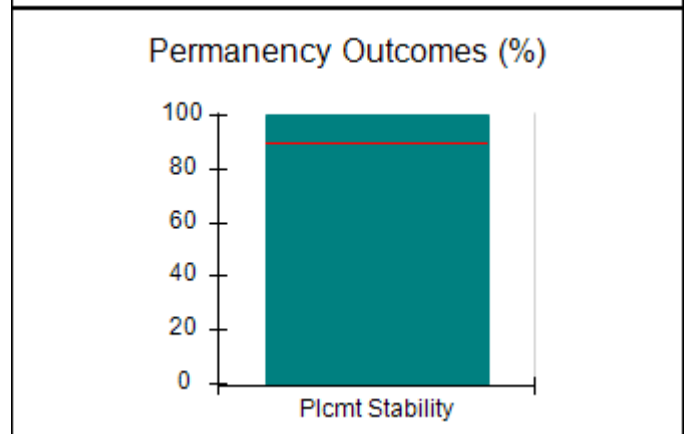
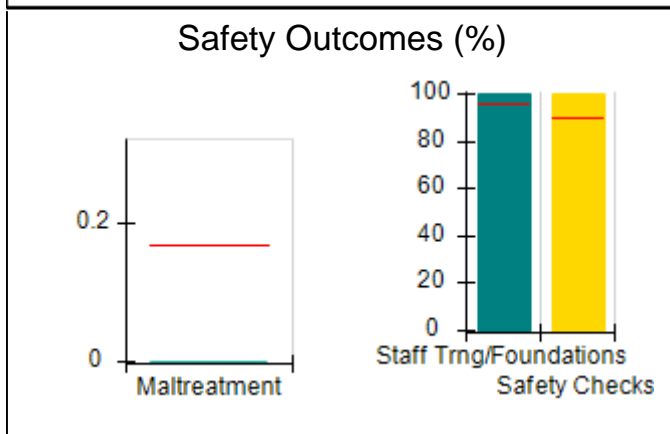
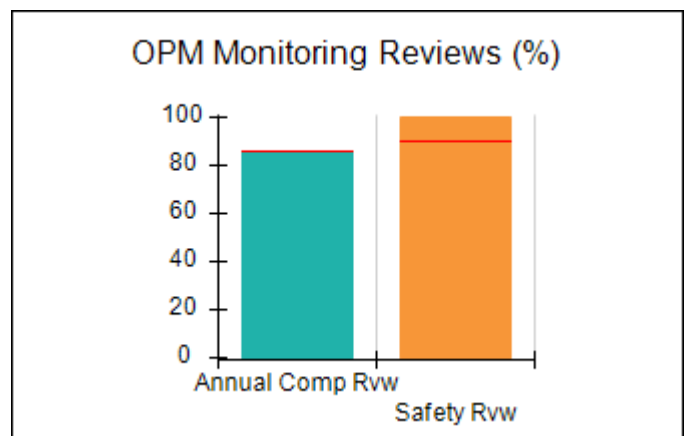
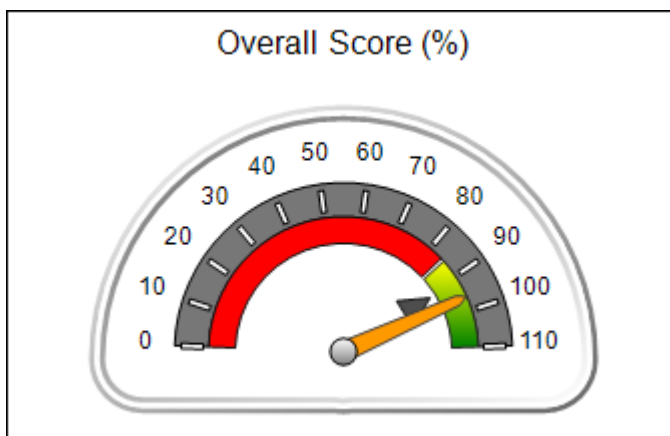


**DHS, DFCS, Office of Provider Management**  
**Performance-Based Placement Measures**  
**RBWO Provider GA+SCORECARD - CCI**  
**Report Quarter: Q2 FY2019**



Provider/Program Name: Georgia Sheriff's Youth Home - dba Mountainview (963) - CCI			
716 Jackson Lake Road, Chatsworth, GA 30705	Quarterly Scores (Grades)		Current Quarter Score (Grade)
Phone: 706-695-2100	Q1: 104.33 (A+)	Q2: 96.21 (A)	<b>96.21%</b> <b>(A)</b>
Vendor ID# 35383	Q3: N/A	Q4: N/A	
Program Census Information:	# Children in Care During Quarter: 5	# Placements During Quarter: 5	# Children in Care On Last Day: 3
Quarterly Provider Comparisons to All CCIs			

▼ — indicates average for all CCIs





DHS, DFCS, Office of Provider Management  
**Performance-Based Placement Measures**  
**RBWO Provider GA+SCORECARD - CCI**  
 Report Quarter: Q2 FY2019



Provider/Program Name: Georgia Sheriff's Youth Home - dba Mountainview (963) - CCI				
716 Jackson Lake Road, Chatsworth, GA 30705		Quarterly Scores (Grades)		Current Quarter Score (Grade)
Phone: 706-695-2100		Q1: 104.33 (A+)	Q2: 96.21 (A)	<b>96.21%</b> <b>(A)</b>
Vendor ID# 35383		Q3: N/A	Q4: N/A	
Program Census Information:		# Children in Care During Quarter: 5	# Placements During Quarter: 5	# Children in Care On Last Day: 3
	Avg Performance All CCIs (%)	Provider Performance (%)*	Possible Points (Weight)	Provider Points Earned
<b>OPM Monitoring Reviews</b>				
Annual Comprehensive Reviews	86%	86%	25	21.41
Safety Reviews	91%	100%	15	15.00
<b>Monitoring Sub-Total</b>			<b>40</b>	<b>36.41</b>
<b>CCI Safety Outcomes</b>				
Incidence of Maltreatment	0.17%	No Substantiated Reports	10	10.00
Staff Training/Foundations	95%	100%	5	5.00
Staff Safety Checks	90%	100%	5	5.00
<b>Safety Sub-Total</b>			<b>20</b>	<b>20.00</b>
<b>CCI Permanency Outcomes</b>				
Placement Stability	89%	100%	15	15.00
<b>Permanency Sub-Total</b>			<b>15</b>	<b>15.00</b>
<b>CCI Well-Being Outcomes</b>				
EPSDT Medical Visits	94%	100%	4	4.00
EPSDT Dental Visits	89%	100%	4	4.00
Academic Supports	78%	100%	3	3.00
Provider ECEM Visits	68%	70%	7	4.90
Provider General Contacts	67%	70%	7	4.90
Placements with Siblings	37%	82%	Not Scored	Not Scored
Placements within Legal County	15%	Not Eligible	Not Scored	Not Scored
<b>Well-Being Sub-Total</b>			<b>25</b>	<b>20.80</b>
*Performance calculation descriptions can be found in the FY 2019 RBWO PBP Measurements and Standards Guide.				

Monitoring & Outcomes: Possible Points = 100		Points Earned = 92.21	
Score Before Incentives Credit			<b>92.21%</b>
Incentives Awarded			<b>4.00 pts</b>
PBP Verification			<b>N/A pts</b>
<b>Total Score</b>			<b>96.21%</b>



**DHS, DFCS, Office of Provider Management**  
**Performance-Based Placement Measures**  
**RBWO Provider GA+SCORECARD - CCI**  
**Report Quarter: Q2 FY2019**



**Provider/Program Name: Georgia Sheriff's Youth Home - dba Mountainview (963) - CCI**

Program Census Information:		# Children in Care During Quarter: 5	# Placements During Quarter: 5	# Children in Care On Last Day: 3
CCI Incentive Credits	Avg Performance All CCIs (Points)	Provider Performance (%)*	Possible Points (Weight)	Provider Points Earned
Early EPSDT Medical Visits		0%	2	0.00
Early EPSDT Dental Visits		Not Eligible	2	
Permanency Contacts		None Planned	5	
Additional Academic Supports		0%	2	0.00
HS Grad/GED/Prof or Trade Certificate/College		N/A	10/5/5/1	
EYSS Agreement		Not Eligible	5	
Community Connections		0%	4	0.00
Active Agency Accreditation		0%	4	0.00
Staff Clinical Licensure		0%	5	0.00
Behavior Management (threshold = 0)		100%	4	4.00
<b>Incentives Total</b>	<b>8.28</b>			<b>4.00</b>
Maximum total combined incentive credit allowed is 10 points.			<b>Incentives Awarded</b>	<b>4.00</b>

\*Performance calculation descriptions can be found in the FY 2019 RBWO PBP Measurements and Standards Guide.

**Child Protective Services Investigations and Dispositions**

The following investigations data, which is not used for scoring but is considered significant to a provider's performance, is from Georgia SHINES and is not considered final or complete until the end of the fiscal year.

Total Reports:	0
Number Screened In:	0
Number Screened Out:	0
Number Substantiated:	0
Number Unsubstantiated:	0
Number Active CPS Investigations:	0





DHS, DFCS, Office of Provider Management  
**Performance-Based Placement Measures**  
**RBWO Provider GA+SCORECARD - CCI**  
Report Quarter: Q2 FY2019



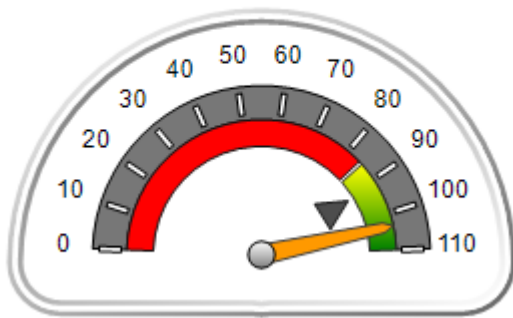
**Provider/Program Name: Georgia Sheriff's Youth Home - dba Pineland (679) - CCI**

2048 Young's Mill Rd., LaGrange, GA 30241	Quarterly Scores (Grades)		Current Quarter Score (Grade)
Phone: 706-845-9771	Q1: 101.23 (A+)	Q2: 103.55 (A+)	<b>103.55%</b> <b>(A+)</b>
Vendor ID# 35381	Q3: N/A	Q4: N/A	
Program Census Information:	# Children in Care During Quarter: 8	# Placements During Quarter: 8	# Children in Care On Last Day: 4

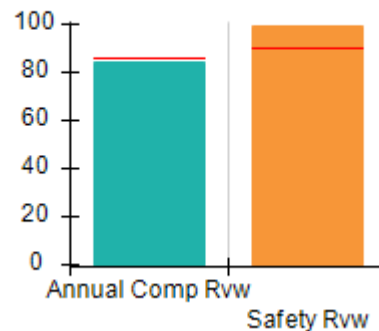
**Quarterly Provider Comparisons to All CCIs**

▼ — indicates average for all CCIs

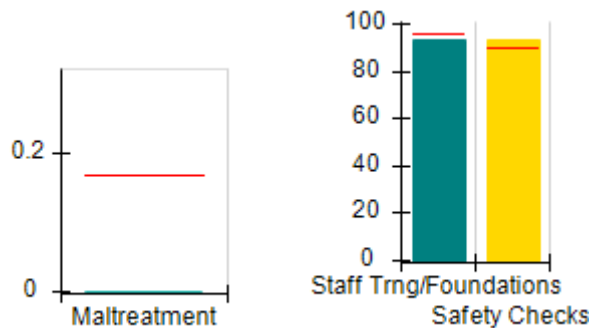
Overall Score (%)



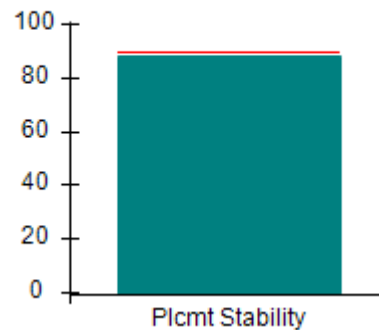
OPM Monitoring Reviews (%)



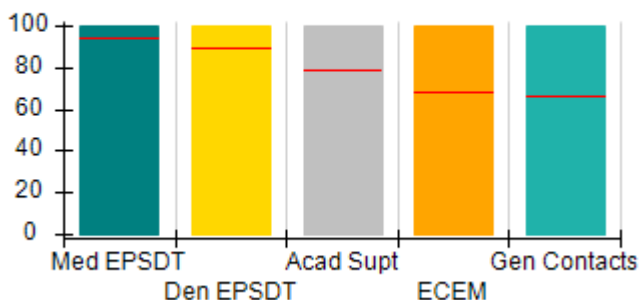
Safety Outcomes (%)



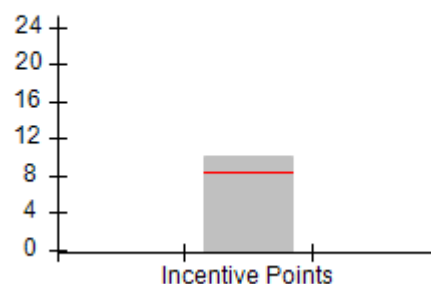
Permanency Outcomes (%)



Well-Being Outcomes (%)



Incentives Earned (Points)





DHS, DFCS, Office of Provider Management  
**Performance-Based Placement Measures**  
**RBWO Provider GA+SCORECARD - CCI**  
 Report Quarter: Q2 FY2019



<b>Provider/Program Name: Georgia Sheriff's Youth Home - dba Pineland (679) - CCI</b>				
2048 Young's Mill Rd., LaGrange, GA 30241		Quarterly Scores (Grades)		Current Quarter Score (Grade)
Phone: 706-845-9771		Q1: 101.23 (A+)	Q2: 103.55 (A+)	<b>103.55%</b> <b>(A+)</b>
Vendor ID# 35381		Q3: N/A	Q4: N/A	
Program Census Information:		# Children in Care During Quarter: 8	# Placements During Quarter: 8	# Children in Care On Last Day: 4
	Avg Performance All CCIs (%)	Provider Performance (%)*	Possible Points (Weight)	Provider Points Earned
<b>OPM Monitoring Reviews</b>				
Annual Comprehensive Reviews	86%	84%	25	21.12
Safety Reviews	91%	100%	15	14.93
<b>Monitoring Sub-Total</b>			<b>40</b>	<b>36.05</b>
<b>CCI Safety Outcomes</b>				
Incidence of Maltreatment	0.17%	No Substantiated Reports	10	10.00
Staff Training/Foundations	95%	93%	5	4.65
Staff Safety Checks	90%	93%	5	4.65
<b>Safety Sub-Total</b>			<b>20</b>	<b>19.30</b>
<b>CCI Permanency Outcomes</b>				
Placement Stability	89%	88%	15	13.20
<b>Permanency Sub-Total</b>			<b>15</b>	<b>13.20</b>
<b>CCI Well-Being Outcomes</b>				
EPSDT Medical Visits	94%	100%	4	4.00
EPSDT Dental Visits	89%	100%	4	4.00
Academic Supports	78%	100%	3	3.00
Provider ECEM Visits	68%	100%	7	7.00
Provider General Contacts	67%	100%	7	7.00
Placements with Siblings	37%	23%	Not Scored	Not Scored
Placements within Legal County	15%	0%	Not Scored	Not Scored
<b>Well-Being Sub-Total</b>			<b>25</b>	<b>25.00</b>
*Performance calculation descriptions can be found in the FY 2019 RBWO PBP Measurements and Standards Guide.				

<b>Monitoring &amp; Outcomes: Possible Points = 100</b>		<b>Points Earned = 93.55</b>	
<b>Score Before Incentives Credit</b>			<b>93.55%</b>
<b>Incentives Awarded</b>			<b>10.00 pts</b>
<b>PBP Verification</b>			<b>N/A pts</b>
<b>Total Score</b>			<b>103.55%</b>



**DHS, DFCS, Office of Provider Management**  
**Performance-Based Placement Measures**  
**RBWO Provider GA+SCORECARD - CCI**  
**Report Quarter: Q2 FY2019**



**Provider/Program Name: Georgia Sheriff's Youth Home - dba Pineland (679) - CCI**

Program Census Information:		# Children in Care During Quarter: 8	# Placements During Quarter: 8	# Children in Care On Last Day: 4
CCI Incentive Credits	Avg Performance All CCIs (Points)	Provider Performance (%)*	Possible Points (Weight)	Provider Points Earned
Early EPSDT Medical Visits		100%	2	2.00
Early EPSDT Dental Visits		100%	2	2.00
Permanency Contacts		0%	5	0.00
Additional Academic Supports		100%	2	2.00
HS Grad/GED/Prof or Trade Certificate/College		N/A	10/5/5/1	
EYSS Agreement		Not Eligible	5	
Community Connections		0%	4	0.00
Active Agency Accreditation		0%	4	0.00
Staff Clinical Licensure		0%	5	0.00
Behavior Management (threshold = 0)		100%	4	4.00
<b>Incentives Total</b>	<b>8.28</b>			<b>10.00</b>
Maximum total combined incentive credit allowed is 10 points.			<b>Incentives Awarded</b>	<b>10.00</b>

\*Performance calculation descriptions can be found in the FY 2019 RBWO PBP Measurements and Standards Guide.

**Child Protective Services Investigations and Dispositions**

The following investigations data, which is not used for scoring but is considered significant to a provider's performance, is from Georgia SHINES and is not considered final or complete until the end of the fiscal year.

Total Reports:	0
Number Screened In:	0
Number Screened Out:	0
Number Substantiated:	0
Number Unsubstantiated:	0
Number Active CPS Investigations:	0



DHS, DFCS, Office of Provider Management  
**Performance-Based Placement Measures**  
**RBWO Provider GA+SCORECARD - CCI**



Report Quarter: Q2 FY2019

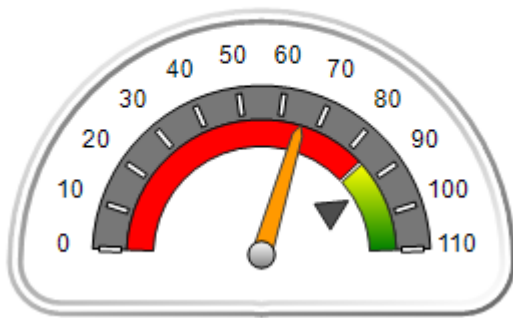
**Provider/Program Name: Gigi's House Inc. - (5388) - CCI**

2301 Talmadge Rd., Hampton, GA 30228	Quarterly Scores (Grades)		Current Quarter Score (Grade)
Phone: 470-372-8024	Q1: (N/A)	Q2: 65.46 (D)	<b>65.46%</b> <b>(D)</b>
Vendor ID# 160779	Q3: N/A	Q4: N/A	
Program Census Information:	# Children in Care During Quarter: 10	# Placements During Quarter: 10	# Children in Care On Last Day: 7

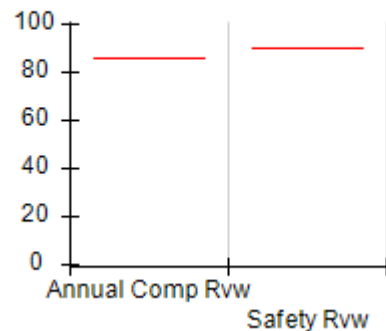
**Quarterly Provider Comparisons to All CCIs**

▼ — indicates average for all CCIs

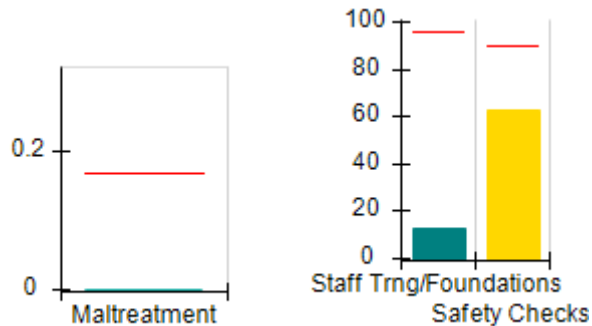
Overall Score (%)



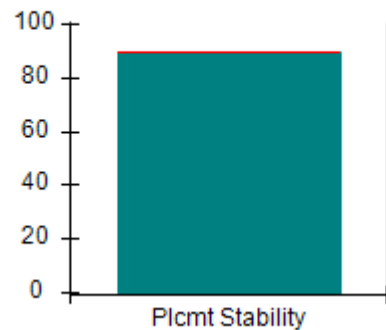
OPM Monitoring Reviews (%)



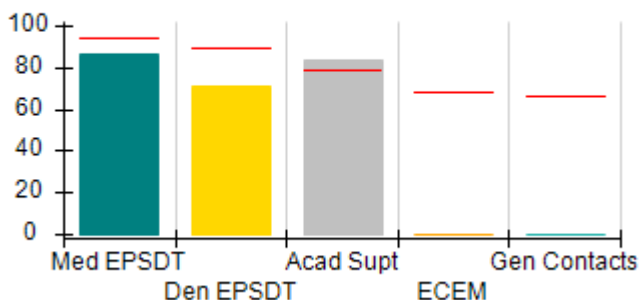
Safety Outcomes (%)



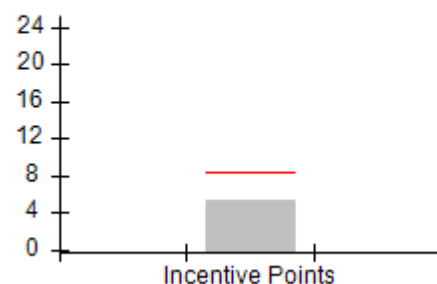
Permanency Outcomes (%)



Well-Being Outcomes (%)



Incentives Earned (Points)





DHS, DFCS, Office of Provider Management  
**Performance-Based Placement Measures**  
**RBWO Provider GA+SCORECARD - CCI**  
 Report Quarter: Q2 FY2019



<b>Provider/Program Name: Gigi's House Inc. - (5388) - CCI</b>				
2301 Talmadge Rd., Hampton, GA 30228		Quarterly Scores (Grades)		Current Quarter Score (Grade)
Phone: 470-372-8024		Q1: (N/A)	Q2: 65.46 (D)	<b>65.46%</b> <b>(D)</b>
Vendor ID# 160779		Q3: N/A	Q4: N/A	
Program Census Information:		# Children in Care During Quarter: 10	# Placements During Quarter: 10	# Children in Care On Last Day: 7
	Avg Performance All CCIs (%)	Provider Performance (%)*	Possible Points (Weight)	Provider Points Earned
<b>OPM Monitoring Reviews</b>				
Annual Comprehensive Reviews	86%	Not Yet Conducted		
Safety Reviews	91%	Not Yet Conducted		
<b>Monitoring Sub-Total</b>				<b>0.00</b>
<b>CCI Safety Outcomes</b>				
Incidence of Maltreatment	0.17%	No Substantiated Reports	10	10.00
Staff Training/Foundations	95%	13%	5	0.65
Staff Safety Checks	90%	63%	5	3.15
<b>Safety Sub-Total</b>			<b>20</b>	<b>13.80</b>
<b>CCI Permanency Outcomes</b>				
Placement Stability	89%	90%	15	13.50
<b>Permanency Sub-Total</b>			<b>15</b>	<b>13.50</b>
<b>CCI Well-Being Outcomes</b>				
EPSDT Medical Visits	94%	86%	4	3.44
EPSDT Dental Visits	89%	71%	4	2.84
Academic Supports	78%	83%	3	2.49
Provider ECEM Visits	68%	0%	7	0.00
Provider General Contacts	67%	0%	7	0.00
Placements with Siblings	37%	0%	Not Scored	Not Scored
Placements within Legal County	15%	50%	Not Scored	Not Scored
<b>Well-Being Sub-Total</b>			<b>25</b>	<b>8.77</b>
*Performance calculation descriptions can be found in the FY 2019 RBWO PBP Measurements and Standards Guide.				

<b>Monitoring &amp; Outcomes: Possible Points = 60</b>		<b>Points Earned = 36.07</b>	
<b>Score Before Incentives Credit</b>			<b>60.12%</b>
<b>Incentives Awarded</b>			<b>5.34 pts</b>
<b>PBP Verification</b>			<b>N/A pts</b>
<b>Total Score</b>			<b>65.46%</b>



**DHS, DFCS, Office of Provider Management**  
**Performance-Based Placement Measures**  
**RBWO Provider GA+SCORECARD - CCI**  
**Report Quarter: Q2 FY2019**



**Provider/Program Name: Gigi's House Inc. - (5388) - CCI**

Program Census Information:		# Children in Care During Quarter: 10	# Placements During Quarter: 10	# Children in Care On Last Day: 7
CCI Incentive Credits	Avg Performance All CCIs (Points)	Provider Performance (%)*	Possible Points (Weight)	Provider Points Earned
Early EPSDT Medical Visits		67%	2	1.34
Early EPSDT Dental Visits		0%	2	0.00
Permanency Contacts		0%	5	0.00
Additional Academic Supports		0%	2	0.00
HS Grad/GED/Prof or Trade Certificate/College		N/A	10/5/5/1	
EYSS Agreement		Not Eligible	5	
Community Connections		Not Eligible	4	
Active Agency Accreditation		0%	4	0.00
Staff Clinical Licensure		0%	5	0.00
Behavior Management (threshold = 0)		100%	4	4.00
<b>Incentives Total</b>	<b>8.28</b>			<b>5.34</b>
Maximum total combined incentive credit allowed is 10 points.			<b>Incentives Awarded</b>	<b>5.34</b>

\*Performance calculation descriptions can be found in the FY 2019 RBWO PBP Measurements and Standards Guide.

**Child Protective Services Investigations and Dispositions**

The following investigations data, which is not used for scoring but is considered significant to a provider's performance, is from Georgia SHINES and is not considered final or complete until the end of the fiscal year.

Total Reports:	0
Number Screened In:	0
Number Screened Out:	0
Number Substantiated:	0
Number Unsubstantiated:	0
Number Active CPS Investigations:	0



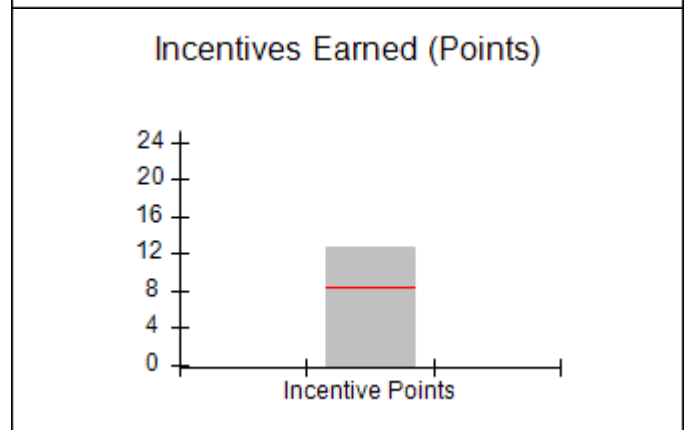
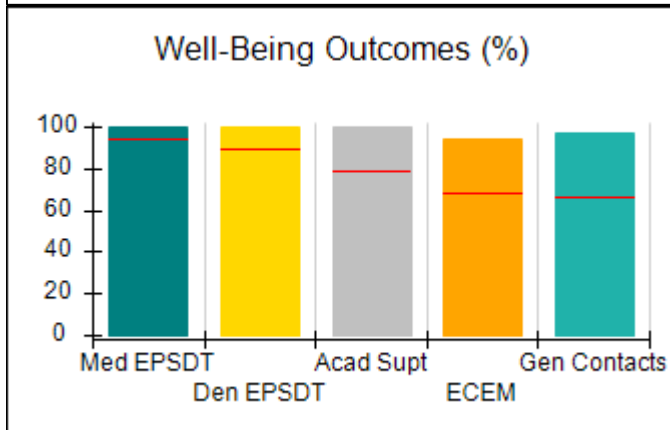
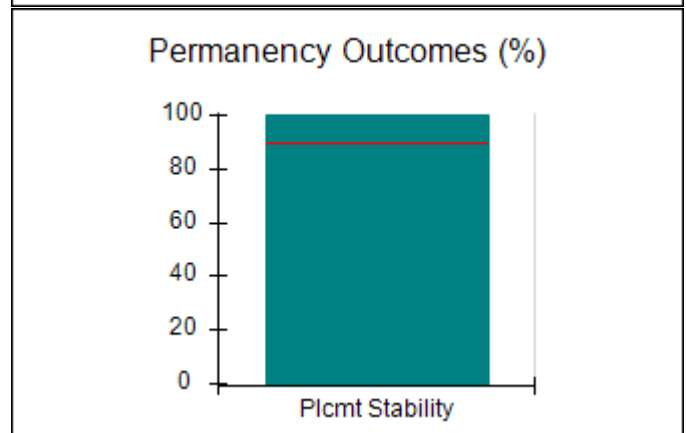
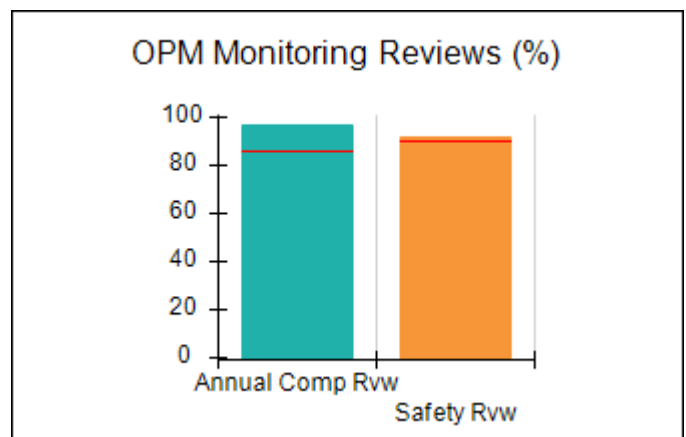
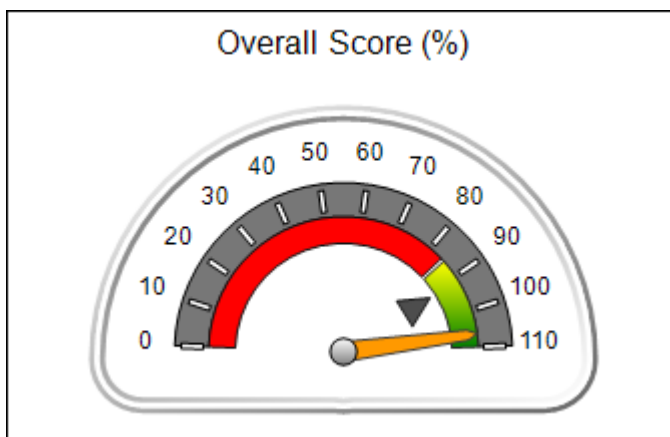
**DHS, DFCS, Office of Provider Management**  
**Performance-Based Placement Measures**  
**RBWO Provider GA+SCORECARD - CCI**



**Report Quarter: Q2 FY2019**

Provider/Program Name: Goshen Valley Foundation - dba Goshen Valley Boy's Ranch (687) - CCI			
387 Goshen Church Way, Waleska, GA 30183	Quarterly Scores (Grades)		Current Quarter Score (Grade)
Phone: 7707964618	Q1: 101.39 (A+)	Q2: 106.54 (A+)	<b>106.54%</b> <b>(A+)</b>
Vendor ID# 35392	Q3: N/A	Q4: N/A	
Program Census Information:	# Children in Care During Quarter: 48	# Placements During Quarter: 48	# Children in Care On Last Day: 42
Quarterly Provider Comparisons to All CCIs			

▼ — indicates average for all CCIs





# Performance-Based Placement Measures

## RBWO Provider GA+SCORECARD - CCI

Report Quarter: Q2 FY2019

Provider/Program Name: Goshen Valley Foundation - dba Goshen Valley Boy's Ranch (687) - CCI				
387 Goshen Church Way, Waleska, GA 30183		Quarterly Scores (Grades)		Current Quarter Score (Grade)
Phone: 7707964618		Q1: 101.39 (A+)	Q2: 106.54 (A+)	106.54% (A+)
Vendor ID# 35392		Q3: N/A	Q4: N/A	
Program Census Information:		# Children in Care During Quarter: 48	# Placements During Quarter: 48	# Children in Care On Last Day: 42
	Avg Performance All CCIs (%)	Provider Performance (%)*	Possible Points (Weight)	Provider Points Earned
<b>OPM Monitoring Reviews</b>				
Annual Comprehensive Reviews	86%	97%	25	24.25
Safety Reviews	91%	92%	15	13.73
<b>Monitoring Sub-Total</b>			<b>40</b>	<b>37.97</b>
<b>CCI Safety Outcomes</b>				
Incidence of Maltreatment	0.17%	No Substantiated Reports	10	10.00
Staff Training/Foundations	95%	95%	5	4.75
Staff Safety Checks	90%	89%	5	4.45
<b>Safety Sub-Total</b>			<b>20</b>	<b>19.20</b>
<b>CCI Permanency Outcomes</b>				
Placement Stability	89%	100%	15	15.00
<b>Permanency Sub-Total</b>			<b>15</b>	<b>15.00</b>
<b>CCI Well-Being Outcomes</b>				
EPSDT Medical Visits	94%	100%	4	4.00
EPSDT Dental Visits	89%	100%	4	4.00
Academic Supports	78%	100%	3	3.00
Provider ECEM Visits	68%	94%	7	6.58
Provider General Contacts	67%	97%	7	6.79
Placements with Siblings	37%	27%	Not Scored	Not Scored
Placements within Legal County	15%	44%	Not Scored	Not Scored
<b>Well-Being Sub-Total</b>			<b>25</b>	<b>24.37</b>
*Performance calculation descriptions can be found in the FY 2019 RBWO PBP Measurements and Standards Guide.				

<b>Monitoring &amp; Outcomes: Possible Points = 100</b>		<b>Points Earned = 96.54</b>	
<b>Score Before Incentives Credit</b>			<b>96.54%</b>
<b>Incentives Awarded</b>			<b>10.00 pts</b>
<b>PBP Verification</b>			<b>N/A pts</b>
<b>Total Score</b>			<b>106.54%</b>





**DHS, DFCS, Office of Provider Management**  
**Performance-Based Placement Measures**  
**RBWO Provider GA+SCORECARD - CCI**



**Report Quarter: Q2 FY2019**

**Provider/Program Name: Goshen Valley Foundation - dba Goshen Valley Boy's Ranch (687) - CCI**

Program Census Information:		# Children in Care During Quarter: 48	# Placements During Quarter: 48	# Children in Care On Last Day: 42
CCI Incentive Credits	Avg Performance All CCIs (Points)	Provider Performance (%)*	Possible Points (Weight)	Provider Points Earned
Early EPSDT Medical Visits		100%	2	2.00
Early EPSDT Dental Visits		100%	2	2.00
Permanency Contacts		40%	5	2.00
Additional Academic Supports		8%	2	0.16
HS Grad/GED/Prof or Trade Certificate/College		N/A	10/5/5/1	
EYSS Agreement		Not Eligible	5	
Community Connections		0%	4	0.00
Active Agency Accreditation		50%	4	2.00
Staff Clinical Licensure		10%	5	0.50
Behavior Management (threshold = 0)		100%	4	4.00
<b>Incentives Total</b>	<b>8.28</b>			<b>12.66</b>
Maximum total combined incentive credit allowed is 10 points.			<b>Incentives Awarded</b>	<b>10.00</b>

\*Performance calculation descriptions can be found in the FY 2019 RBWO PBP Measurements and Standards Guide.

### Child Protective Services Investigations and Dispositions

The following investigations data, which is not used for scoring but is considered significant to a provider's performance, is from Georgia SHINES and is not considered final or complete until the end of the fiscal year.

Total Reports:	0
Number Screened In:	0
Number Screened Out:	0
Number Substantiated:	0
Number Unsubstantiated:	0
Number Active CPS Investigations:	0

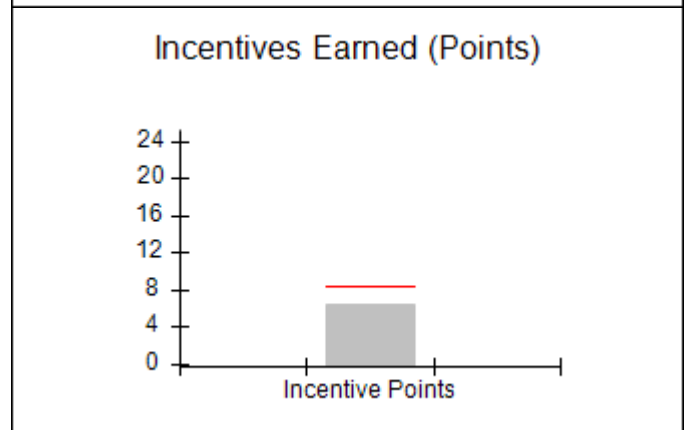
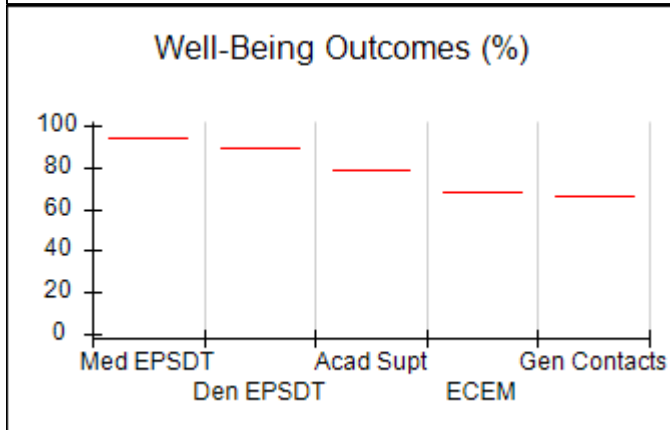
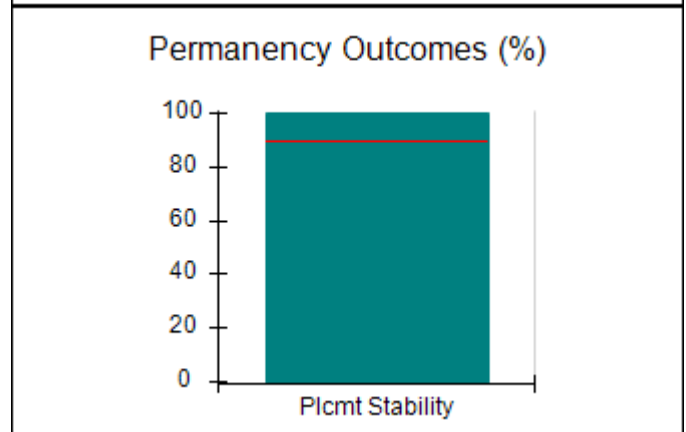
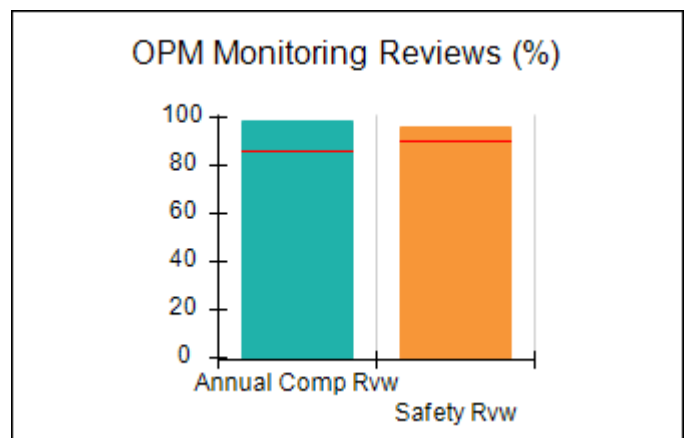
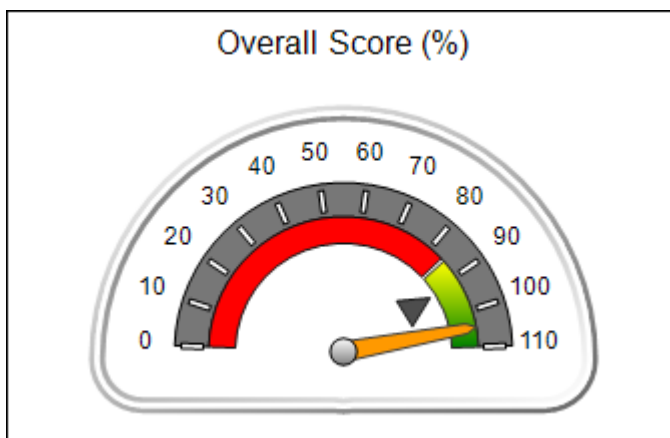


**DHS, DFCS, Office of Provider Management**  
**Performance-Based Placement Measures**  
**RBWO Provider GA+SCORECARD - CCI**  
**Report Quarter: Q2 FY2019**



<b>Provider/Program Name: Goshen Valley Foundation - dba Hope House (5196) - CCI</b>			
<b>187 Goshen Church Way, Waleska, GA 30183</b>	<b>Quarterly Scores (Grades)</b>		<b>Current Quarter Score (Grade)</b>
<b>Phone: 770-796-4618</b>	<b>Q1: 101.76 (A+)</b>	<b>Q2: 104.69 (A+)</b>	<b>104.69% (A+)</b>
<b>Vendor ID# 106196</b>	<b>Q3: N/A</b>	<b>Q4: N/A</b>	
Program Census Information:	# Children in Care During Quarter: 5	# Placements During Quarter: 5	# Children in Care On Last Day: 0
<b>Quarterly Provider Comparisons to All CCIs</b>			

▼ — indicates average for all CCIs





DHS, DFCS, Office of Provider Management  
**Performance-Based Placement Measures**  
**RBWO Provider GA+SCORECARD - CCI**  
 Report Quarter: Q2 FY2019



<b>Provider/Program Name: Goshen Valley Foundation - dba Hope House (5196) - CCI</b>				
<b>187 Goshen Church Way, Waleska, GA 30183</b>		<b>Quarterly Scores (Grades)</b>		<b>Current Quarter Score (Grade)</b>
<b>Phone: 770-796-4618</b>		<b>Q1: 101.76 (A+)</b>	<b>Q2: 104.69 (A+)</b>	<b>104.69% (A+)</b>
<b>Vendor ID# 106196</b>		<b>Q3: N/A</b>	<b>Q4: N/A</b>	
Program Census Information:		# Children in Care During Quarter: 5	# Placements During Quarter: 5	# Children in Care On Last Day: 0
	<b>Avg Performance All CCIs (%)</b>	<b>Provider Performance (%)*</b>	<b>Possible Points (Weight)</b>	<b>Provider Points Earned</b>
<b>OPM Monitoring Reviews</b>				
Annual Comprehensive Reviews	86%	99%	25	24.70
Safety Reviews	91%	96%	15	14.34
<b>Monitoring Sub-Total</b>			<b>40</b>	<b>39.04</b>
<b>CCI Safety Outcomes</b>				
Incidence of Maltreatment	0.17%	No Substantiated Reports	10	10.00
Staff Training/Foundations	95%	100%	5	5.00
Staff Safety Checks	90%	92%	5	4.60
<b>Safety Sub-Total</b>			<b>20</b>	<b>19.60</b>
<b>CCI Permanency Outcomes</b>				
Placement Stability	89%	100%	15	15.00
<b>Permanency Sub-Total</b>			<b>15</b>	<b>15.00</b>
<b>CCI Well-Being Outcomes</b>				
EPSDT Medical Visits	94%	Not Eligible		
EPSDT Dental Visits	89%	Not Eligible		
Academic Supports	78%	Not Eligible		
Provider ECEM Visits	68%	Not Eligible		
Provider General Contacts	67%	Not Eligible		
Placements with Siblings	37%	0%	Not Scored	Not Scored
Placements within Legal County	15%	Not Eligible	Not Scored	Not Scored
<b>Well-Being Sub-Total</b>			<b>N/A</b>	
*Performance calculation descriptions can be found in the FY 2019 RBWO PBP Measurements and Standards Guide.				

<b>Monitoring &amp; Outcomes: Possible Points = 75</b>		<b>Points Earned = 73.64</b>	
<b>Score Before Incentives Credit</b>			<b>98.19%</b>
<b>Incentives Awarded</b>			<b>6.50 pts</b>
<b>PBP Verification</b>			<b>N/A pts</b>
<b>Total Score</b>			<b>104.69%</b>



**DHS, DFCS, Office of Provider Management**  
**Performance-Based Placement Measures**  
**RBWO Provider GA+SCORECARD - CCI**  
**Report Quarter: Q2 FY2019**



**Provider/Program Name: Goshen Valley Foundation - dba Hope House (5196) - CCI**

Program Census Information:		# Children in Care During Quarter: 5	# Placements During Quarter: 5	# Children in Care On Last Day: 0
CCI Incentive Credits	Avg Performance All CCIs (Points)	Provider Performance (%)*	Possible Points (Weight)	Provider Points Earned
Early EPSDT Medical Visits		Not Eligible	2	
Early EPSDT Dental Visits		Not Eligible	2	
Permanency Contacts		None Planned	5	
Additional Academic Supports		Not Eligible	2	
HS Grad/GED/Prof or Trade Certificate/College		N/A	10/5/5/1	
EYSS Agreement		Not Eligible	5	
Community Connections		Not Eligible	4	
Active Agency Accreditation		50%	4	2.00
Staff Clinical Licensure		10%	5	0.50
Behavior Management (threshold = 0)		100%	4	4.00
<b>Incentives Total</b>	<b>8.28</b>			<b>6.50</b>
Maximum total combined incentive credit allowed is 10 points.			<b>Incentives Awarded</b>	<b>6.50</b>

\*Performance calculation descriptions can be found in the FY 2019 RBWO PBP Measurements and Standards Guide.

**Child Protective Services Investigations and Dispositions**

The following investigations data, which is not used for scoring but is considered significant to a provider's performance, is from Georgia SHINES and is not considered final or complete until the end of the fiscal year.

Total Reports:	0
Number Screened In:	0
Number Screened Out:	0
Number Substantiated:	0
Number Unsubstantiated:	0
Number Active CPS Investigations:	0



**DHS, DFCS, Office of Provider Management**  
**Performance-Based Placement Measures**  
**RBWO Provider GA+SCORECARD - CCI**  
**Report Quarter: Q2 FY2019**



<b>Provider/Program Name: Greenbriar Children's Center - (688) - CCI</b>			
<b>3709 Hopkins St., Savannah, GA 31405</b>	<b>Quarterly Scores (Grades)</b>		<b>Current Quarter Score (Grade)</b>
<b>Phone: 912-234-3431</b>	<b>Q1: 83.16 (B-)</b>	<b>Q2: 80.70 (B-)</b>	<b>80.70% (B-)</b>
<b>Vendor ID# 35393</b>	<b>Q3: N/A</b>	<b>Q4: N/A</b>	
<b>Program Census Information:</b>	<b># Children in Care During Quarter: 7</b>	<b># Placements During Quarter: 7</b>	<b># Children in Care On Last Day: 5</b>
<b>Quarterly Provider Comparisons to All CCIs</b>			

▼ — indicates average for all CCIs





DHS, DFCS, Office of Provider Management  
**Performance-Based Placement Measures**  
**RBWO Provider GA+SCORECARD - CCI**  
 Report Quarter: Q2 FY2019



<b>Provider/Program Name: Greenbriar Children's Center - (688) - CCI</b>				
<b>3709 Hopkins St., Savannah, GA 31405</b>		<b>Quarterly Scores (Grades)</b>		<b>Current Quarter Score (Grade)</b>
<b>Phone: 912-234-3431</b>		<b>Q1: 83.16 (B-)</b>	<b>Q2: 80.70 (B-)</b>	<b>80.70% (B-)</b>
<b>Vendor ID# 35393</b>		<b>Q3: N/A</b>	<b>Q4: N/A</b>	
Program Census Information:		# Children in Care During Quarter: 7	# Placements During Quarter: 7	# Children in Care On Last Day: 5
	<b>Avg Performance All CCIs (%)</b>	<b>Provider Performance (%)*</b>	<b>Possible Points (Weight)</b>	<b>Provider Points Earned</b>
<b>OPM Monitoring Reviews</b>				
Annual Comprehensive Reviews	86%	71%	25	17.63
Safety Reviews	91%	97%	15	14.52
<b>Monitoring Sub-Total</b>			<b>40</b>	<b>32.16</b>
<b>CCI Safety Outcomes</b>				
Incidence of Maltreatment	0.17%	No Substantiated Reports	10	10.00
Staff Training/Foundations	95%	100%	5	5.00
Staff Safety Checks	90%	29%	5	1.45
<b>Safety Sub-Total</b>			<b>20</b>	<b>16.45</b>
<b>CCI Permanency Outcomes</b>				
Placement Stability	89%	86%	15	12.90
<b>Permanency Sub-Total</b>			<b>15</b>	<b>12.90</b>
<b>CCI Well-Being Outcomes</b>				
EPSDT Medical Visits	94%	100%	4	4.00
EPSDT Dental Visits	89%	100%	4	4.00
Academic Supports	78%	7%	3	0.21
Provider ECEM Visits	68%	7%	7	0.49
Provider General Contacts	67%	7%	7	0.49
Placements with Siblings	37%	Not Eligible	Not Scored	Not Scored
Placements within Legal County	15%	100%	Not Scored	Not Scored
<b>Well-Being Sub-Total</b>			<b>25</b>	<b>9.19</b>
*Performance calculation descriptions can be found in the FY 2019 RBWO PBP Measurements and Standards Guide.				

<b>Monitoring &amp; Outcomes: Possible Points = 100</b>		<b>Points Earned = 70.70</b>	
<b>Score Before Incentives Credit</b>			<b>70.70%</b>
<b>Incentives Awarded</b>			<b>10.00 pts</b>
<b>PBP Verification</b>			<b>N/A pts</b>
<b>Total Score</b>			<b>80.70%</b>



**DHS, DFCS, Office of Provider Management**  
**Performance-Based Placement Measures**  
**RBWO Provider GA+SCORECARD - CCI**  
**Report Quarter: Q2 FY2019**



**Provider/Program Name: Greenbriar Children's Center - (688) - CCI**

Program Census Information:		# Children in Care During Quarter: 7	# Placements During Quarter: 7	# Children in Care On Last Day: 5
CCI Incentive Credits	Avg Performance All CCIs (Points)	Provider Performance (%)*	Possible Points (Weight)	Provider Points Earned
Early EPSDT Medical Visits		100%	2	2.00
Early EPSDT Dental Visits		100%	2	2.00
Permanency Contacts		0%	5	0.00
Additional Academic Supports		0%	2	0.00
HS Grad/GED/Prof or Trade Certificate/College		N/A	10/5/5/1	
EYSS Agreement		Not Eligible	5	
Community Connections		0%	4	0.00
Active Agency Accreditation		50%	4	2.00
Staff Clinical Licensure		10%	5	0.50
Behavior Management (threshold = 0)		100%	4	4.00
<b>Incentives Total</b>	<b>8.28</b>			<b>10.50</b>
Maximum total combined incentive credit allowed is 10 points.			<b>Incentives Awarded</b>	<b>10.00</b>

\*Performance calculation descriptions can be found in the FY 2019 RBWO PBP Measurements and Standards Guide.

**Child Protective Services Investigations and Dispositions**

The following investigations data, which is not used for scoring but is considered significant to a provider's performance, is from Georgia SHINES and is not considered final or complete until the end of the fiscal year.

Total Reports:	0
Number Screened In:	0
Number Screened Out:	0
Number Substantiated:	0
Number Unsubstantiated:	0
Number Active CPS Investigations:	0



**DHS, DFCS, Office of Provider Management**  
**Performance-Based Placement Measures**  
**RBWO Provider GA+SCORECARD - CCI**  
**Report Quarter: Q2 FY2019**



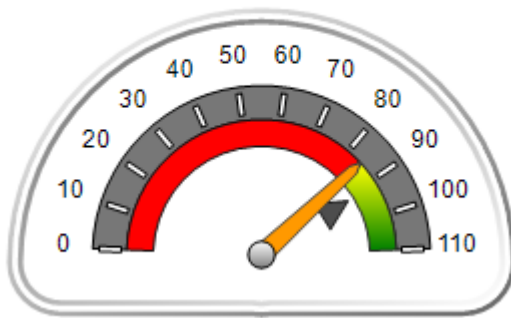
**Provider/Program Name: Guardian Home of Hope, Inc. - (5187) - CCI**

4290 Valley Crest Drive, Columbus, GA 31907	Quarterly Scores (Grades)		Current Quarter Score (Grade)
Phone: 762-821-2303	Q1: 86.71 (B)	Q2: 84.54 (B)	<b>84.54%</b> <b>(B)</b>
Vendor ID# 121306	Q3: N/A	Q4: N/A	
Program Census Information:	# Children in Care During Quarter: 8	# Placements During Quarter: 8	# Children in Care On Last Day: 4

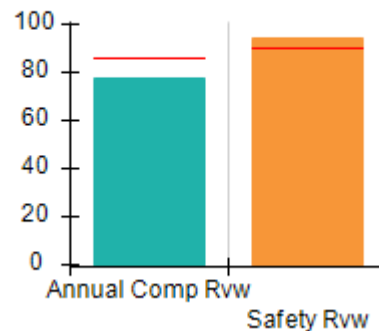
**Quarterly Provider Comparisons to All CCIs**

▼ — indicates average for all CCIs

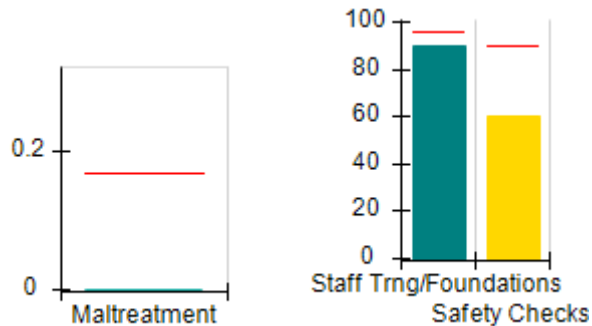
Overall Score (%)



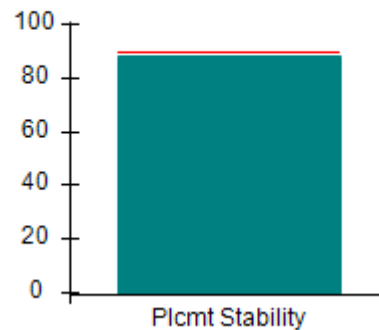
OPM Monitoring Reviews (%)



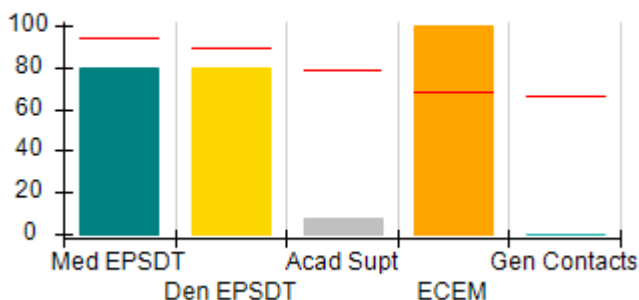
Safety Outcomes (%)



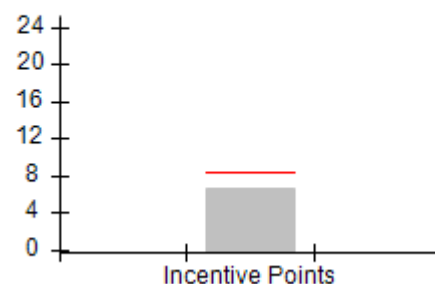
Permanency Outcomes (%)



Well-Being Outcomes (%)



Incentives Earned (Points)







DHS, DFCS, Office of Provider Management  
**Performance-Based Placement Measures**  
**RBWO Provider GA+SCORECARD - CCI**  
 Report Quarter: Q2 FY2019



**Provider/Program Name: Guardian Home of Hope, Inc. - (5187) - CCI**

<b>4290 Valley Crest Drive, Columbus, GA 31907</b>	<b>Quarterly Scores (Grades)</b>		<b>Current Quarter Score (Grade)</b>
<b>Phone: 762-821-2303</b>	<b>Q1: 86.71 (B)</b>	<b>Q2: 84.54 (B)</b>	<b>84.54% (B)</b>
<b>Vendor ID# 121306</b>	<b>Q3: N/A</b>	<b>Q4: N/A</b>	

Program Census Information:	# Children in Care During Quarter: 8	# Placements During Quarter: 8	# Children in Care On Last Day: 4
-----------------------------	--------------------------------------	--------------------------------	-----------------------------------

	<b>Avg Performance All CCIs (%)</b>	<b>Provider Performance (%)*</b>	<b>Possible Points (Weight)</b>	<b>Provider Points Earned</b>
--	-------------------------------------	----------------------------------	---------------------------------	-------------------------------

**OPM Monitoring Reviews**

Annual Comprehensive Reviews	86%	77%	25	19.35
Safety Reviews	91%	95%	15	14.18
<b>Monitoring Sub-Total</b>			<b>40</b>	<b>33.52</b>

**CCI Safety Outcomes**

Incidence of Maltreatment	0.17%	No Substantiated Reports	10	10.00
Staff Training/Foundations	95%	90%	5	4.50
Staff Safety Checks	90%	60%	5	3.00
<b>Safety Sub-Total</b>			<b>20</b>	<b>17.50</b>

**CCI Permanency Outcomes**

Placement Stability	89%	88%	15	13.20
<b>Permanency Sub-Total</b>			<b>15</b>	<b>13.20</b>

**CCI Well-Being Outcomes**

EPSDT Medical Visits	94%	80%	4	3.20
EPSDT Dental Visits	89%	80%	4	3.20
Academic Supports	78%	8%	3	0.24
Provider ECEM Visits	68%	100%	7	7.00
Provider General Contacts	67%	0%	7	0.00
Placements with Siblings	37%	Not Eligible	Not Scored	Not Scored
Placements within Legal County	15%	0%	Not Scored	Not Scored
<b>Well-Being Sub-Total</b>			<b>25</b>	<b>13.64</b>

\*Performance calculation descriptions can be found in the FY 2019 RBWO PBP Measurements and Standards Guide.

<b>Monitoring &amp; Outcomes: Possible Points = 100</b>		<b>Points Earned = 77.86</b>	
<b>Score Before Incentives Credit</b>			<b>77.86%</b>
<b>Incentives Awarded</b>			<b>6.68 pts</b>
<b>PBP Verification</b>			<b>N/A pts</b>
<b>Total Score</b>			<b>84.54%</b>



DHS, DFCS, Office of Provider Management  
**Performance-Based Placement Measures**  
**RBWO Provider GA+SCORECARD - CCI**  
Report Quarter: Q2 FY2019



**Provider/Program Name: Guardian Home of Hope, Inc. - (5187) - CCI**

Program Census Information:		# Children in Care During Quarter: 8	# Placements During Quarter: 8	# Children in Care On Last Day: 4
CCI Incentive Credits	Avg Performance All CCIs (Points)	Provider Performance (%)*	Possible Points (Weight)	Provider Points Earned
Early EPSDT Medical Visits		67%	2	1.34
Early EPSDT Dental Visits		67%	2	1.34
Permanency Contacts		0%	5	0.00
Additional Academic Supports		0%	2	0.00
HS Grad/GED/Prof or Trade Certificate/College		N/A	10/5/5/1	
EYSS Agreement		Not Eligible	5	
Community Connections		0%	4	0.00
Active Agency Accreditation		0%	4	0.00
Staff Clinical Licensure		0%	5	0.00
Behavior Management (threshold = 0)		100%	4	4.00
<b>Incentives Total</b>	<b>8.28</b>			<b>6.68</b>
Maximum total combined incentive credit allowed is 10 points.			<b>Incentives Awarded</b>	<b>6.68</b>

\*Performance calculation descriptions can be found in the FY 2019 RBWO PBP Measurements and Standards Guide.

**Child Protective Services Investigations and Dispositions**

The following investigations data, which is not used for scoring but is considered significant to a provider's performance, is from Georgia SHINES and is not considered final or complete until the end of the fiscal year.

Total Reports:	3
Number Screened In:	1
Number Screened Out:	2
Number Substantiated:	0
Number Unsubstantiated:	1
Number Active CPS Investigations:	0



**DHS, DFCS, Office of Provider Management**  
**Performance-Based Placement Measures**  
**RBWO Provider GA+SCORECARD - CCI**  
**Report Quarter: Q2 FY2019**



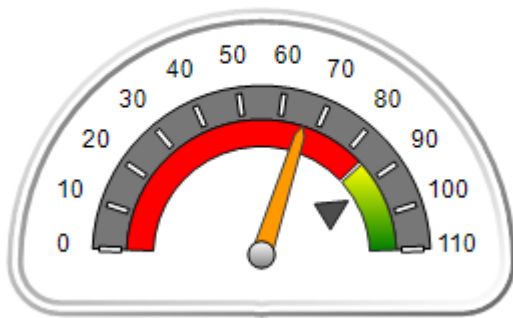
**Provider/Program Name: Heritage Homes of Woodstock - (5336) - CCI**

156 Dial Dr., Woodstock, GA 30188	Quarterly Scores (Grades)		Current Quarter Score (Grade)
Phone: 678-463-5695	Q1: 71.13 (C-)	Q2: 66.13 (D)	<b>66.13%</b> <b>(D)</b>
Vendor ID# 156519	Q3: N/A	Q4: N/A	
Program Census Information:	# Children in Care During Quarter: 4	# Placements During Quarter: 4	# Children in Care On Last Day: 1

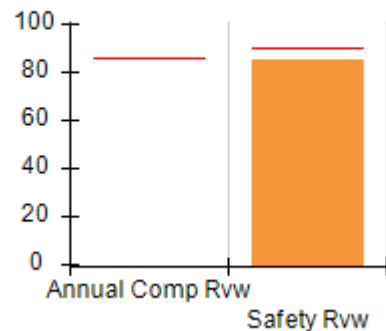
**Quarterly Provider Comparisons to All CCIs**

▼ — indicates average for all CCIs

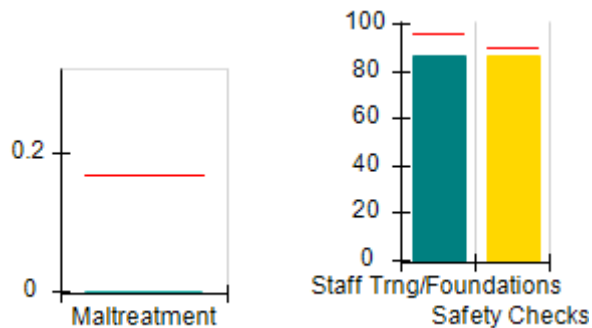
**Overall Score (%)**



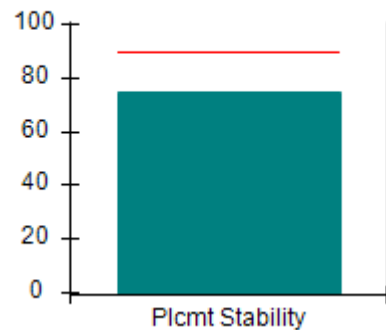
**OPM Monitoring Reviews (%)**



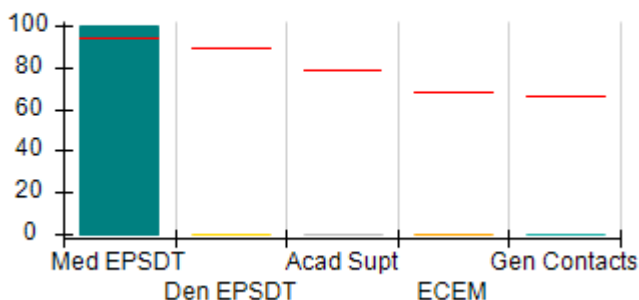
**Safety Outcomes (%)**



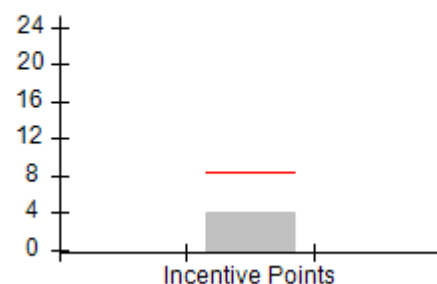
**Permanency Outcomes (%)**



**Well-Being Outcomes (%)**



**Incentives Earned (Points)**





DHS, DFCS, Office of Provider Management  
**Performance-Based Placement Measures**  
**RBWO Provider GA+SCORECARD - CCI**  
 Report Quarter: Q2 FY2019



<b>Provider/Program Name: Heritage Homes of Woodstock - (5336) - CCI</b>				
<b>156 Dial Dr., Woodstock, GA 30188</b>		<b>Quarterly Scores (Grades)</b>		<b>Current Quarter Score (Grade)</b>
<b>Phone: 678-463-5695</b>		<b>Q1: 71.13 (C-)</b>	<b>Q2: 66.13 (D)</b>	<b>66.13% (D)</b>
<b>Vendor ID# 156519</b>		<b>Q3: N/A</b>	<b>Q4: N/A</b>	
Program Census Information:		# Children in Care During Quarter: 4	# Placements During Quarter: 4	# Children in Care On Last Day: 1
	<b>Avg Performance All CCIs (%)</b>	<b>Provider Performance (%)*</b>	<b>Possible Points (Weight)</b>	<b>Provider Points Earned</b>
<b>OPM Monitoring Reviews</b>				
Annual Comprehensive Reviews	86%	Not Yet Conducted		
Safety Reviews	91%	85%	15	12.75
<b>Monitoring Sub-Total</b>			<b>15</b>	<b>12.75</b>
<b>CCI Safety Outcomes</b>				
Incidence of Maltreatment	0.17%	No Substantiated Reports	10	10.00
Staff Training/Foundations	95%	86%	5	4.30
Staff Safety Checks	90%	86%	5	4.30
<b>Safety Sub-Total</b>			<b>20</b>	<b>18.60</b>
<b>CCI Permanency Outcomes</b>				
Placement Stability	89%	75%	15	11.25
<b>Permanency Sub-Total</b>			<b>15</b>	<b>11.25</b>
<b>CCI Well-Being Outcomes</b>				
EPSDT Medical Visits	94%	100%	4	4.00
EPSDT Dental Visits	89%	0%	4	0.00
Academic Supports	78%	0%	3	0.00
Provider ECEM Visits	68%	0%	7	0.00
Provider General Contacts	67%	0%	7	0.00
Placements with Siblings	37%	Not Eligible	Not Scored	Not Scored
Placements within Legal County	15%	Not Eligible	Not Scored	Not Scored
<b>Well-Being Sub-Total</b>			<b>25</b>	<b>4.00</b>
*Performance calculation descriptions can be found in the FY 2019 RBWO PBP Measurements and Standards Guide.				

<b>Monitoring &amp; Outcomes: Possible Points = 75</b>		<b>Points Earned = 46.60</b>	
<b>Score Before Incentives Credit</b>			<b>62.13%</b>
<b>Incentives Awarded</b>			<b>4.00 pts</b>
<b>PBP Verification</b>			<b>N/A pts</b>
<b>Total Score</b>			<b>66.13%</b>



**DHS, DFCS, Office of Provider Management**  
**Performance-Based Placement Measures**  
**RBWO Provider GA+SCORECARD - CCI**  
**Report Quarter: Q2 FY2019**



**Provider/Program Name: Heritage Homes of Woodstock - (5336) - CCI**

Program Census Information:		# Children in Care During Quarter: 4	# Placements During Quarter: 4	# Children in Care On Last Day: 1
CCI Incentive Credits	Avg Performance All CCIs (Points)	Provider Performance (%)*	Possible Points (Weight)	Provider Points Earned
Early EPSDT Medical Visits		Not Eligible	2	
Early EPSDT Dental Visits		0%	2	0.00
Permanency Contacts		None Planned	5	
Additional Academic Supports		0%	2	0.00
HS Grad/GED/Prof or Trade Certificate/College		N/A	10/5/5/1	
EYSS Agreement		Not Eligible	5	
Community Connections		0%	4	0.00
Active Agency Accreditation		0%	4	0.00
Staff Clinical Licensure		0%	5	0.00
Behavior Management (threshold = 0)		100%	4	4.00
<b>Incentives Total</b>	<b>8.28</b>			<b>4.00</b>
Maximum total combined incentive credit allowed is 10 points.			<b>Incentives Awarded</b>	<b>4.00</b>

\*Performance calculation descriptions can be found in the FY 2019 RBWO PBP Measurements and Standards Guide.

**Child Protective Services Investigations and Dispositions**

The following investigations data, which is not used for scoring but is considered significant to a provider's performance, is from Georgia SHINES and is not considered final or complete until the end of the fiscal year.

Total Reports:	1
Number Screened In:	0
Number Screened Out:	1
Number Substantiated:	0
Number Unsubstantiated:	0
Number Active CPS Investigations:	0



DHS, DFCS, Office of Provider Management  
**Performance-Based Placement Measures**  
**RBWO Provider GA+SCORECARD - CCI**  
 Report Quarter: Q2 FY2019



<b>Provider/Program Name: House of Dawn - Second Chance Home (918) - CCI</b>			
298 South Main Street , Jonesboro, GA 30236	Quarterly Scores (Grades)		Current Quarter Score (Grade)
Phone: 770 477-2385	Q1: 96.07 (A)	Q2: 88.47 (B+)	<b>88.47%</b> <b>(B+)</b>
Vendor ID# 35422	Q3: N/A	Q4: N/A	
Program Census Information:	# Children in Care During Quarter: 3	# Placements During Quarter: 3	# Children in Care On Last Day: 3
<b>Quarterly Provider Comparisons to All CCIs</b>			

▼ — indicates average for all CCIs





DHS, DFCS, Office of Provider Management  
**Performance-Based Placement Measures**  
**RBWO Provider GA+SCORECARD - CCI**  
 Report Quarter: Q2 FY2019



<b>Provider/Program Name: House of Dawn - Second Chance Home (918) - CCI</b>				
<b>298 South Main Street , Jonesboro, GA 30236</b>		<b>Quarterly Scores (Grades)</b>		<b>Current Quarter Score (Grade)</b>
<b>Phone: 770 477-2385</b>		<b>Q1: 96.07 (A)</b>	<b>Q2: 88.47 (B+)</b>	<b>88.47%</b> <b>(B+)</b>
<b>Vendor ID# 35422</b>		<b>Q3: N/A</b>	<b>Q4: N/A</b>	
Program Census Information:		# Children in Care During Quarter: 3	# Placements During Quarter: 3	# Children in Care On Last Day: 3
	<b>Avg Performance All CCIs (%)</b>	<b>Provider Performance (%)*</b>	<b>Possible Points (Weight)</b>	<b>Provider Points Earned</b>
<b>OPM Monitoring Reviews</b>				
Annual Comprehensive Reviews	86%	89%	25	22.15
Safety Reviews	91%	93%	15	14.01
<b>Monitoring Sub-Total</b>			<b>40</b>	<b>36.15</b>
<b>CCI Safety Outcomes</b>				
Incidence of Maltreatment	0.17%	No Substantiated Reports	10	10.00
Staff Training/Foundations	95%	79%	5	3.95
Staff Safety Checks	90%	93%	5	4.65
<b>Safety Sub-Total</b>			<b>20</b>	<b>18.60</b>
<b>CCI Permanency Outcomes</b>				
Placement Stability	89%	100%	15	15.00
<b>Permanency Sub-Total</b>			<b>15</b>	<b>15.00</b>
<b>CCI Well-Being Outcomes</b>				
EPSDT Medical Visits	94%	67%	4	2.68
EPSDT Dental Visits	89%	100%	4	4.00
Academic Supports	78%	0%	3	0.00
Provider ECEM Visits	68%	67%	7	4.69
Provider General Contacts	67%	0%	7	0.00
Placements with Siblings	37%	Not Eligible	Not Scored	Not Scored
Placements within Legal County	15%	Not Eligible	Not Scored	Not Scored
<b>Well-Being Sub-Total</b>			<b>25</b>	<b>11.37</b>
*Performance calculation descriptions can be found in the FY 2019 RBWO PBP Measurements and Standards Guide.				

<b>Monitoring &amp; Outcomes: Possible Points = 100</b>		<b>Points Earned = 81.12</b>	
<b>Score Before Incentives Credit</b>			<b>81.12%</b>
<b>Incentives Awarded</b>			<b>7.35 pts</b>
<b>PBP Verification</b>			<b>N/A pts</b>
<b>Total Score</b>			<b>88.47%</b>



DHS, DFCS, Office of Provider Management  
**Performance-Based Placement Measures**  
**RBWO Provider GA+SCORECARD - CCI**  
Report Quarter: Q2 FY2019



**Provider/Program Name: House of Dawn - Second Chance Home (918) - CCI**

Program Census Information:		# Children in Care During Quarter: 3	# Placements During Quarter: 3	# Children in Care On Last Day: 3
CCI Incentive Credits	Avg Performance All CCIs (Points)	Provider Performance (%)*	Possible Points (Weight)	Provider Points Earned
Early EPSDT Medical Visits		Not Eligible	2	
Early EPSDT Dental Visits		Not Eligible	2	
Permanency Contacts		67%	5	3.35
Additional Academic Supports		0%	2	0.00
HS Grad/GED/Prof or Trade Certificate/College		N/A	10/5/5/1	
EYSS Agreement		Not Eligible	5	
Community Connections		0%	4	0.00
Active Agency Accreditation		0%	4	0.00
Staff Clinical Licensure		0%	5	0.00
Behavior Management (threshold = 0)		100%	4	4.00
<b>Incentives Total</b>	<b>8.28</b>			<b>7.35</b>
Maximum total combined incentive credit allowed is 10 points.			<b>Incentives Awarded</b>	<b>7.35</b>

\*Performance calculation descriptions can be found in the FY 2019 RBWO PBP Measurements and Standards Guide.

**Child Protective Services Investigations and Dispositions**

The following investigations data, which is not used for scoring but is considered significant to a provider's performance, is from Georgia SHINES and is not considered final or complete until the end of the fiscal year.

Total Reports:	0
Number Screened In:	0
Number Screened Out:	0
Number Substantiated:	0
Number Unsubstantiated:	0
Number Active CPS Investigations:	0





DHS, DFCS, Office of Provider Management  
**Performance-Based Placement Measures**  
**RBWO Provider GA+SCORECARD - CCI**  
Report Quarter: Q2 FY2019



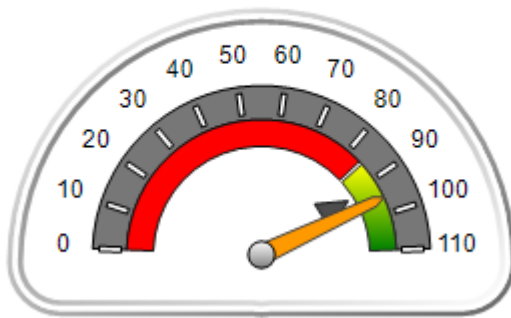
**Provider/Program Name: House of Hope Refuge of Love, Inc. - (5389) - CCI**

1716 Ellis St., Brunswick, GA 31520	Quarterly Scores (Grades)		Current Quarter Score (Grade)
Phone: 912-571-4378	Q1: (N/A)	Q2: 95.58 (A)	95.58% (A)
Vendor ID# 162566	Q3: N/A	Q4: N/A	
Program Census Information:	# Children in Care During Quarter: 7	# Placements During Quarter: 7	# Children in Care On Last Day: 3

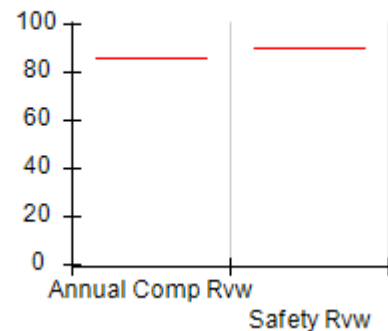
**Quarterly Provider Comparisons to All CCIs**

▼ — indicates average for all CCIs

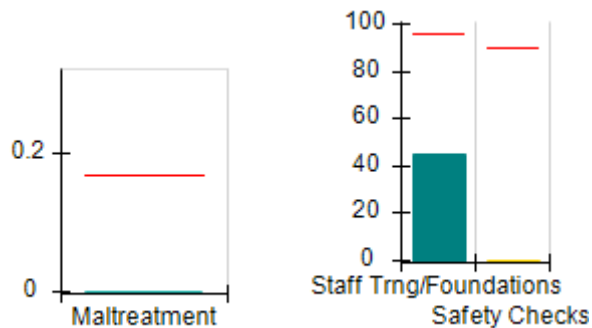
Overall Score (%)



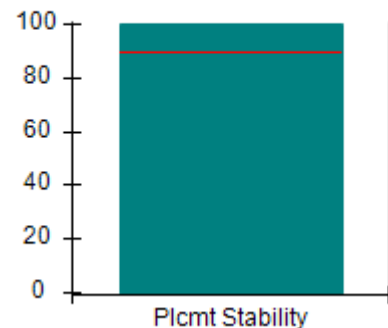
OPM Monitoring Reviews (%)



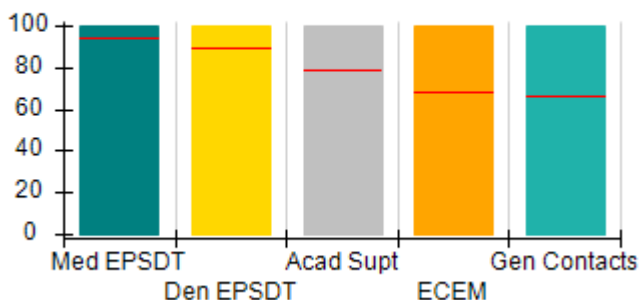
Safety Outcomes (%)



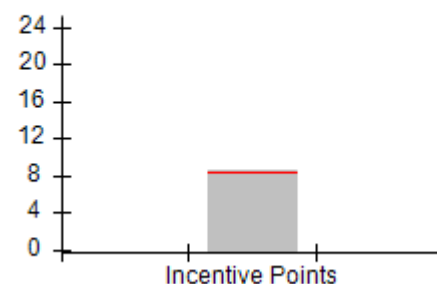
Permanency Outcomes (%)



Well-Being Outcomes (%)



Incentives Earned (Points)





DHS, DFCS, Office of Provider Management  
**Performance-Based Placement Measures**  
**RBWO Provider GA+SCORECARD - CCI**  
 Report Quarter: Q2 FY2019



**Provider/Program Name: House of Hope Refuge of Love, Inc. - (5389) - CCI**

1716 Ellis St., Brunswick, GA 31520	Quarterly Scores (Grades)		Current Quarter Score (Grade)
Phone: 912-571-4378	Q1: (N/A)	Q2: 95.58 (A)	<b>95.58%</b> <b>(A)</b>
Vendor ID# 162566	Q3: N/A	Q4: N/A	

Program Census Information:	# Children in Care During Quarter: 7	# Placements During Quarter: 7	# Children in Care On Last Day: 3
-----------------------------	--------------------------------------	--------------------------------	-----------------------------------

	Avg Performance All CCIs (%)	Provider Performance (%)*	Possible Points (Weight)	Provider Points Earned
--	------------------------------	---------------------------	--------------------------	------------------------

**OPM Monitoring Reviews**

Annual Comprehensive Reviews	86%	Not Yet Conducted		
Safety Reviews	91%	Not Yet Conducted		
<b>Monitoring Sub-Total</b>				<b>0.00</b>

**CCI Safety Outcomes**

Incidence of Maltreatment	0.17%	No Substantiated Reports	10	10.00
Staff Training/Foundations	95%	45%	5	2.25
Staff Safety Checks	90%	0%	5	0.00
<b>Safety Sub-Total</b>			<b>20</b>	<b>12.25</b>

**CCI Permanency Outcomes**

Placement Stability	89%	100%	15	15.00
<b>Permanency Sub-Total</b>			<b>15</b>	<b>15.00</b>

**CCI Well-Being Outcomes**

EPSDT Medical Visits	94%	100%	4	4.00
EPSDT Dental Visits	89%	100%	4	4.00
Academic Supports	78%	100%	3	3.00
Provider ECEM Visits	68%	100%	7	7.00
Provider General Contacts	67%	100%	7	7.00
Placements with Siblings	37%	0%	Not Scored	Not Scored
Placements within Legal County	15%	0%	Not Scored	Not Scored
<b>Well-Being Sub-Total</b>			<b>25</b>	<b>25.00</b>

\*Performance calculation descriptions can be found in the FY 2019 RBWO PBP Measurements and Standards Guide.

<b>Monitoring &amp; Outcomes: Possible Points = 60</b>	<b>Points Earned = 52.25</b>
<b>Score Before Incentives Credit</b>	<b>87.08%</b>
<b>Incentives Awarded</b>	<b>8.50 pts</b>
<b>PBP Verification</b>	<b>N/A pts</b>
<b>Total Score</b>	<b>95.58%</b>



**DHS, DFCS, Office of Provider Management**  
**Performance-Based Placement Measures**  
**RBWO Provider GA+SCORECARD - CCI**  
**Report Quarter: Q2 FY2019**



**Provider/Program Name: House of Hope Refuge of Love, Inc. - (5389) - CCI**

Program Census Information:		# Children in Care During Quarter: 7	# Placements During Quarter: 7	# Children in Care On Last Day: 3
CCI Incentive Credits	Avg Performance All CCIs (Points)	Provider Performance (%)*	Possible Points (Weight)	Provider Points Earned
Early EPSDT Medical Visits		100%	2	2.00
Early EPSDT Dental Visits		Not Eligible	2	
Permanency Contacts		0%	5	0.00
Additional Academic Supports		100%	2	2.00
HS Grad/GED/Prof or Trade Certificate/College		N/A	10/5/5/1	
EYSS Agreement		Not Eligible	5	
Community Connections		Not Eligible	4	
Active Agency Accreditation		0%	4	0.00
Staff Clinical Licensure		10%	5	0.50
Behavior Management (threshold = 0)		100%	4	4.00
<b>Incentives Total</b>	<b>8.28</b>			<b>8.50</b>
Maximum total combined incentive credit allowed is 10 points.			<b>Incentives Awarded</b>	<b>8.50</b>

\*Performance calculation descriptions can be found in the FY 2019 RBWO PBP Measurements and Standards Guide.

**Child Protective Services Investigations and Dispositions**

The following investigations data, which is not used for scoring but is considered significant to a provider's performance, is from Georgia SHINES and is not considered final or complete until the end of the fiscal year.

Total Reports:	0
Number Screened In:	0
Number Screened Out:	0
Number Substantiated:	0
Number Unsubstantiated:	0
Number Active CPS Investigations:	0



**DHS, DFCS, Office of Provider Management**  
**Performance-Based Placement Measures**  
**RBWO Provider GA+SCORECARD - CCI**  
**Report Quarter: Q2 FY2019**



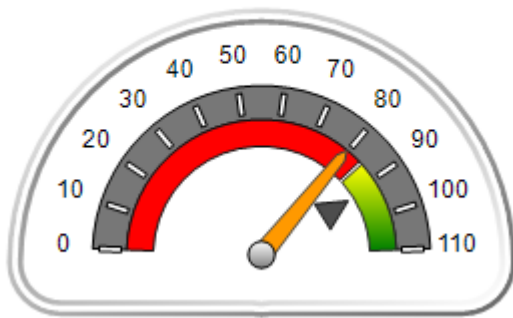
**Provider/Program Name: House of Inspiration - (706) - CCI**

8958 Saddlewood Dr., Jonesboro, GA 30238	Quarterly Scores (Grades)		Current Quarter Score (Grade)
Phone: 678-479-7040	Q1: 89.20 (B+)	Q2: 79.61 (C+)	<b>79.61%</b> <b>(C+)</b>
Vendor ID# 35423	Q3: N/A	Q4: N/A	
Program Census Information:	# Children in Care During Quarter: 9	# Placements During Quarter: 9	# Children in Care On Last Day: 7

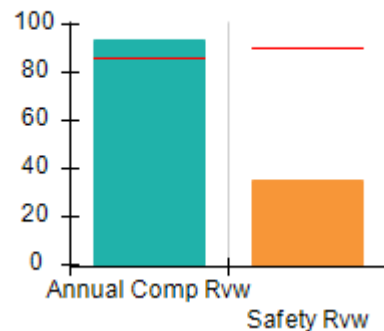
**Quarterly Provider Comparisons to All CCIs**

▼ — indicates average for all CCIs

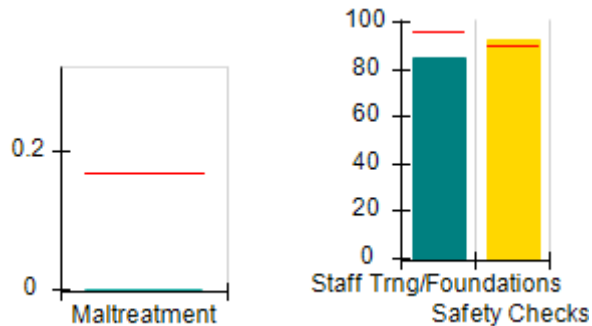
**Overall Score (%)**



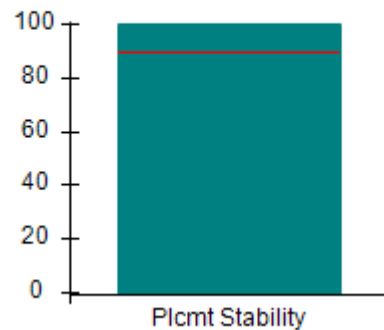
**OPM Monitoring Reviews (%)**



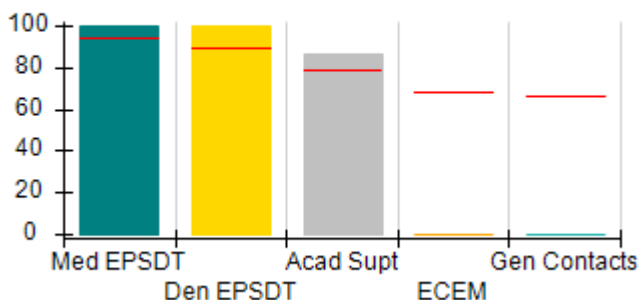
**Safety Outcomes (%)**



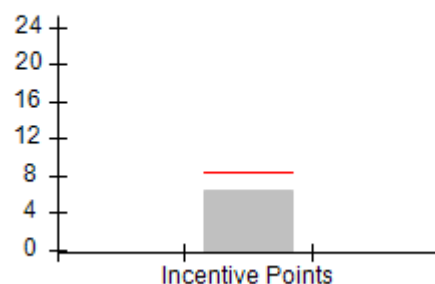
**Permanency Outcomes (%)**



**Well-Being Outcomes (%)**



**Incentives Earned (Points)**





DHS, DFCS, Office of Provider Management  
**Performance-Based Placement Measures**  
**RBWO Provider GA+SCORECARD - CCI**  
 Report Quarter: Q2 FY2019



<b>Provider/Program Name: House of Inspiration - (706) - CCI</b>				
<b>8958 Saddlewood Dr., Jonesboro, GA 30238</b>		<b>Quarterly Scores (Grades)</b>		<b>Current Quarter Score (Grade)</b>
<b>Phone: 678-479-7040</b>		<b>Q1: 89.20 (B+)</b>	<b>Q2: 79.61 (C+)</b>	<b>79.61% (C+)</b>
<b>Vendor ID# 35423</b>		<b>Q3: N/A</b>	<b>Q4: N/A</b>	
Program Census Information:		# Children in Care During Quarter: 9	# Placements During Quarter: 9	# Children in Care On Last Day: 7
	<b>Avg Performance All CCIs (%)</b>	<b>Provider Performance (%)*</b>	<b>Possible Points (Weight)</b>	<b>Provider Points Earned</b>
<b>OPM Monitoring Reviews</b>				
Annual Comprehensive Reviews	86%	94%	25	23.47
Safety Reviews	91%	35%	15	5.25
<b>Monitoring Sub-Total</b>			<b>40</b>	<b>28.72</b>
<b>CCI Safety Outcomes</b>				
Incidence of Maltreatment	0.17%	No Substantiated Reports	10	10.00
Staff Training/Foundations	95%	85%	5	4.25
Staff Safety Checks	90%	92%	5	4.60
<b>Safety Sub-Total</b>			<b>20</b>	<b>18.85</b>
<b>CCI Permanency Outcomes</b>				
Placement Stability	89%	100%	15	15.00
<b>Permanency Sub-Total</b>			<b>15</b>	<b>15.00</b>
<b>CCI Well-Being Outcomes</b>				
EPSDT Medical Visits	94%	100%	4	4.00
EPSDT Dental Visits	89%	100%	4	4.00
Academic Supports	78%	86%	3	2.58
Provider ECEM Visits	68%	0%	7	0.00
Provider General Contacts	67%	0%	7	0.00
Placements with Siblings	37%	75%	Not Scored	Not Scored
Placements within Legal County	15%	25%	Not Scored	Not Scored
<b>Well-Being Sub-Total</b>			<b>25</b>	<b>10.58</b>
*Performance calculation descriptions can be found in the FY 2019 RBWO PBP Measurements and Standards Guide.				

<b>Monitoring &amp; Outcomes: Possible Points = 100</b>		<b>Points Earned = 73.15</b>	
<b>Score Before Incentives Credit</b>			<b>73.15%</b>
<b>Incentives Awarded</b>			<b>6.46 pts</b>
<b>PBP Verification</b>			<b>N/A pts</b>
<b>Total Score</b>			<b>79.61%</b>



**DHS, DFCS, Office of Provider Management**  
**Performance-Based Placement Measures**  
**RBWO Provider GA+SCORECARD - CCI**  
**Report Quarter: Q2 FY2019**



**Provider/Program Name: House of Inspiration - (706) - CCI**

Program Census Information:		# Children in Care During Quarter: 9	# Placements During Quarter: 9	# Children in Care On Last Day: 7
CCI Incentive Credits	Avg Performance All CCIs (Points)	Provider Performance (%)*	Possible Points (Weight)	Provider Points Earned
Early EPSDT Medical Visits		100%	2	2.00
Early EPSDT Dental Visits		Not Eligible	2	
Permanency Contacts		None Planned	5	
Additional Academic Supports		23%	2	0.46
HS Grad/GED/Prof or Trade Certificate/College		N/A	10/5/5/1	
EYSS Agreement		Not Eligible	5	
Community Connections		0%	4	0.00
Active Agency Accreditation		0%	4	0.00
Staff Clinical Licensure		0%	5	0.00
Behavior Management (threshold = 0)		100%	4	4.00
<b>Incentives Total</b>	<b>8.28</b>			<b>6.46</b>
Maximum total combined incentive credit allowed is 10 points.			<b>Incentives Awarded</b>	<b>6.46</b>

\*Performance calculation descriptions can be found in the FY 2019 RBWO PBP Measurements and Standards Guide.

**Child Protective Services Investigations and Dispositions**

The following investigations data, which is not used for scoring but is considered significant to a provider's performance, is from Georgia SHINES and is not considered final or complete until the end of the fiscal year.

Total Reports:	0
Number Screened In:	0
Number Screened Out:	0
Number Substantiated:	0
Number Unsubstantiated:	1
Number Active CPS Investigations:	-1



DHS, DFCS, Office of Provider Management

## Performance-Based Placement Measures

### RBWO Provider GA+SCORECARD - CCI

Report Quarter: Q2 FY2019



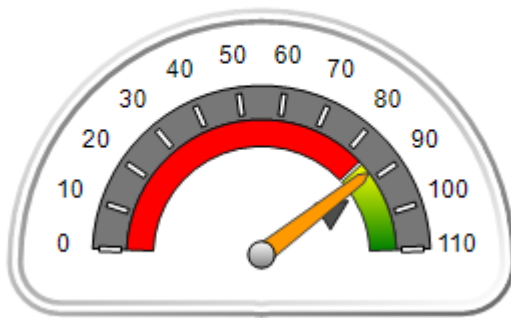
**Provider/Program Name: Innovative Housing Residential Service Inc. - (5278) - CCI**

7462 Holly Ct., Riverdale, GA 30274	Quarterly Scores (Grades)		Current Quarter Score (Grade)
Phone: 770-364-6196	Q1: 94.42 (A)	Q2: 87.93 (B+)	<b>87.93%</b> <b>(B+)</b>
Vendor ID# 153023	Q3: N/A	Q4: N/A	
Program Census Information:	# Children in Care During Quarter: 4	# Placements During Quarter: 4	# Children in Care On Last Day: 1

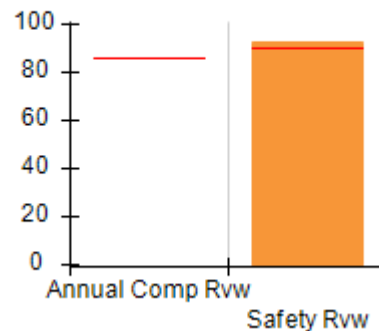
### Quarterly Provider Comparisons to All CCIs

▼ — indicates average for all CCIs

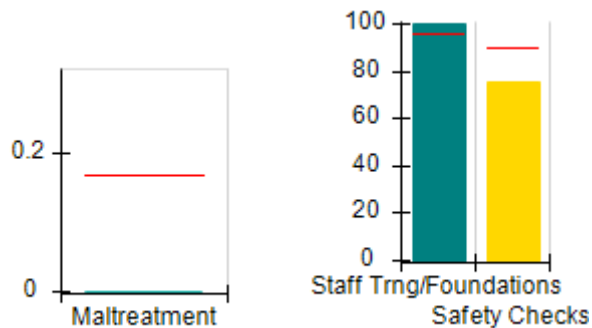
Overall Score (%)



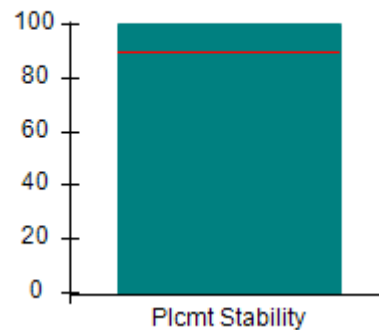
OPM Monitoring Reviews (%)



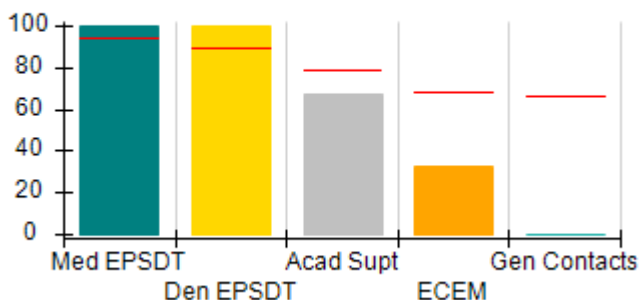
Safety Outcomes (%)



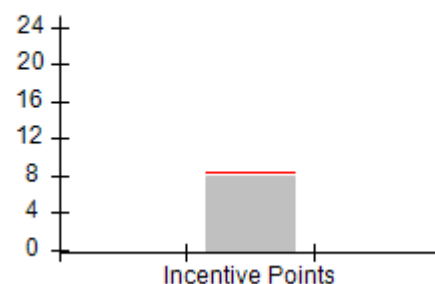
Permanency Outcomes (%)



Well-Being Outcomes (%)



Incentives Earned (Points)





DHS, DFCS, Office of Provider Management  
**Performance-Based Placement Measures**  
**RBWO Provider GA+SCORECARD - CCI**  
 Report Quarter: Q2 FY2019



<b>Provider/Program Name: Innovative Housing Residential Service Inc. - (5278) - CCI</b>				
7462 Holly Ct., Riverdale, GA 30274		Quarterly Scores (Grades)		Current Quarter Score (Grade)
Phone: 770-364-6196		Q1: 94.42 (A)	Q2: 87.93 (B+)	<b>87.93%</b> <b>(B+)</b>
Vendor ID# 153023		Q3: N/A	Q4: N/A	
Program Census Information:		# Children in Care During Quarter: 4	# Placements During Quarter: 4	# Children in Care On Last Day: 1
	Avg Performance All CCIs (%)	Provider Performance (%)*	Possible Points (Weight)	Provider Points Earned
<b>OPM Monitoring Reviews</b>				
Annual Comprehensive Reviews	86%	Not Yet Conducted		
Safety Reviews	91%	93%	15	13.88
<b>Monitoring Sub-Total</b>			<b>15</b>	<b>13.88</b>
<b>CCI Safety Outcomes</b>				
Incidence of Maltreatment	0.17%	No Substantiated Reports	10	10.00
Staff Training/Foundations	95%	100%	5	5.00
Staff Safety Checks	90%	75%	5	3.75
<b>Safety Sub-Total</b>			<b>20</b>	<b>18.75</b>
<b>CCI Permanency Outcomes</b>				
Placement Stability	89%	100%	15	15.00
<b>Permanency Sub-Total</b>			<b>15</b>	<b>15.00</b>
<b>CCI Well-Being Outcomes</b>				
EPSDT Medical Visits	94%	100%	4	4.00
EPSDT Dental Visits	89%	100%	4	4.00
Academic Supports	78%	67%	3	2.01
Provider ECEM Visits	68%	33%	7	2.31
Provider General Contacts	67%	0%	7	0.00
Placements with Siblings	37%	Not Eligible	Not Scored	Not Scored
Placements within Legal County	15%	0%	Not Scored	Not Scored
<b>Well-Being Sub-Total</b>			<b>25</b>	<b>12.32</b>
*Performance calculation descriptions can be found in the FY 2019 RBWO PBP Measurements and Standards Guide.				

<b>Monitoring &amp; Outcomes: Possible Points = 75</b>		<b>Points Earned = 59.95</b>	
<b>Score Before Incentives Credit</b>			<b>79.93%</b>
<b>Incentives Awarded</b>			<b>8.00 pts</b>
<b>PBP Verification</b>			<b>N/A pts</b>
<b>Total Score</b>			<b>87.93%</b>





**DHS, DFCS, Office of Provider Management**  
**Performance-Based Placement Measures**  
**RBWO Provider GA+SCORECARD - CCI**  
**Report Quarter: Q2 FY2019**



**Provider/Program Name: Innovative Housing Residential Service Inc. - (5278) - CCI**

Program Census Information:		# Children in Care During Quarter: 4	# Placements During Quarter: 4	# Children in Care On Last Day: 1
CCI Incentive Credits	Avg Performance All CCIs (Points)	Provider Performance (%)*	Possible Points (Weight)	Provider Points Earned
Early EPSDT Medical Visits		100%	2	2.00
Early EPSDT Dental Visits		100%	2	2.00
Permanency Contacts		0%	5	0.00
Additional Academic Supports		0%	2	0.00
HS Grad/GED/Prof or Trade Certificate/College		N/A	10/5/5/1	
EYSS Agreement		Not Eligible	5	
Community Connections		0%	4	0.00
Active Agency Accreditation		0%	4	0.00
Staff Clinical Licensure		0%	5	0.00
Behavior Management (threshold = 0)		100%	4	4.00
<b>Incentives Total</b>	<b>8.28</b>			<b>8.00</b>
Maximum total combined incentive credit allowed is 10 points.			<b>Incentives Awarded</b>	<b>8.00</b>

\*Performance calculation descriptions can be found in the FY 2019 RBWO PBP Measurements and Standards Guide.

**Child Protective Services Investigations and Dispositions**

The following investigations data, which is not used for scoring but is considered significant to a provider's performance, is from Georgia SHINES and is not considered final or complete until the end of the fiscal year.

Total Reports:	1
Number Screened In:	0
Number Screened Out:	1
Number Substantiated:	0
Number Unsubstantiated:	0
Number Active CPS Investigations:	0



DHS, DFCS, Office of Provider Management  
**Performance-Based Placement Measures**  
**RBWO Provider GA+SCORECARD - CCI**  
 Report Quarter: Q2 FY2019



<b>Provider/Program Name: Innovative Living for Life, LLC - (5320) - CCI</b>			
<b>5020 Hickory Dr., Winterville, GA 30608</b>	<b>Quarterly Scores (Grades)</b>		<b>Current Quarter Score (Grade)</b>
<b>Phone: 706-255-0897</b>	<b>Q1: 80.91 (B-)</b>	<b>Q2: 89.52 (B+)</b>	<b>89.52% (B+)</b>
<b>Vendor ID# 152720</b>	<b>Q3: N/A</b>	<b>Q4: N/A</b>	
Program Census Information:	# Children in Care During Quarter: 10	# Placements During Quarter: 10	# Children in Care On Last Day: 6
<b>Quarterly Provider Comparisons to All CCIs</b>			

▼ — indicates average for all CCIs





DHS, DFCS, Office of Provider Management  
**Performance-Based Placement Measures**  
**RBWO Provider GA+SCORECARD - CCI**  
 Report Quarter: Q2 FY2019



<b>Provider/Program Name: Innovative Living for Life, LLC - (5320) - CCI</b>				
<b>5020 Hickory Dr., Winterville, GA 30608</b>		<b>Quarterly Scores (Grades)</b>		<b>Current Quarter Score (Grade)</b>
<b>Phone: 706-255-0897</b>		<b>Q1: 80.91 (B-)</b>	<b>Q2: 89.52 (B+)</b>	<b>89.52% (B+)</b>
<b>Vendor ID# 152720</b>		<b>Q3: N/A</b>	<b>Q4: N/A</b>	
Program Census Information:		# Children in Care During Quarter: 10	# Placements During Quarter: 10	# Children in Care On Last Day: 6
	<b>Avg Performance All CCIs (%)</b>	<b>Provider Performance (%)*</b>	<b>Possible Points (Weight)</b>	<b>Provider Points Earned</b>
<b>OPM Monitoring Reviews</b>				
Annual Comprehensive Reviews	86%	73%	25	18.16
Safety Reviews	91%	95%	15	14.25
<b>Monitoring Sub-Total</b>			<b>40</b>	<b>32.41</b>
<b>CCI Safety Outcomes</b>				
Incidence of Maltreatment	0.17%	No Substantiated Reports	10	10.00
Staff Training/Foundations	95%	89%	5	4.45
Staff Safety Checks	90%	78%	5	3.90
<b>Safety Sub-Total</b>			<b>20</b>	<b>18.35</b>
<b>CCI Permanency Outcomes</b>				
Placement Stability	89%	90%	15	13.50
<b>Permanency Sub-Total</b>			<b>15</b>	<b>13.50</b>
<b>CCI Well-Being Outcomes</b>				
EPSDT Medical Visits	94%	100%	4	4.00
EPSDT Dental Visits	89%	100%	4	4.00
Academic Supports	78%	17%	3	0.51
Provider ECEM Visits	68%	67%	7	4.69
Provider General Contacts	67%	58%	7	4.06
Placements with Siblings	37%	0%	Not Scored	Not Scored
Placements within Legal County	15%	0%	Not Scored	Not Scored
<b>Well-Being Sub-Total</b>			<b>25</b>	<b>17.26</b>
*Performance calculation descriptions can be found in the FY 2019 RBWO PBP Measurements and Standards Guide.				

<b>Monitoring &amp; Outcomes: Possible Points = 100</b>		<b>Points Earned = 81.52</b>	
<b>Score Before Incentives Credit</b>			<b>81.52%</b>
<b>Incentives Awarded</b>			<b>8.00 pts</b>
<b>PBP Verification</b>			<b>N/A pts</b>
<b>Total Score</b>			<b>89.52%</b>



**DHS, DFCS, Office of Provider Management**  
**Performance-Based Placement Measures**  
**RBWO Provider GA+SCORECARD - CCI**  
**Report Quarter: Q2 FY2019**



**Provider/Program Name: Innovative Living for Life, LLC - (5320) - CCI**

Program Census Information:		# Children in Care During Quarter: 10	# Placements During Quarter: 10	# Children in Care On Last Day: 6
CCI Incentive Credits	Avg Performance All CCIs (Points)	Provider Performance (%)*	Possible Points (Weight)	Provider Points Earned
Early EPSDT Medical Visits		100%	2	2.00
Early EPSDT Dental Visits		100%	2	2.00
Permanency Contacts		0%	5	0.00
Additional Academic Supports		0%	2	0.00
HS Grad/GED/Prof or Trade Certificate/College		N/A	10/5/5/1	
EYSS Agreement		0%	5	0.00
Community Connections		0%	4	0.00
Active Agency Accreditation		0%	4	0.00
Staff Clinical Licensure		0%	5	0.00
Behavior Management (threshold = 0)		100%	4	4.00
<b>Incentives Total</b>	<b>8.28</b>			<b>8.00</b>
Maximum total combined incentive credit allowed is 10 points.			<b>Incentives Awarded</b>	<b>8.00</b>

\*Performance calculation descriptions can be found in the FY 2019 RBWO PBP Measurements and Standards Guide.

**Child Protective Services Investigations and Dispositions**

The following investigations data, which is not used for scoring but is considered significant to a provider's performance, is from Georgia SHINES and is not considered final or complete until the end of the fiscal year.

Total Reports:	0
Number Screened In:	0
Number Screened Out:	0
Number Substantiated:	0
Number Unsubstantiated:	0
Number Active CPS Investigations:	0



**DHS, DFCS, Office of Provider Management**  
**Performance-Based Placement Measures**  
**RBWO Provider GA+SCORECARD - CCI**  
**Report Quarter: Q2 FY2019**



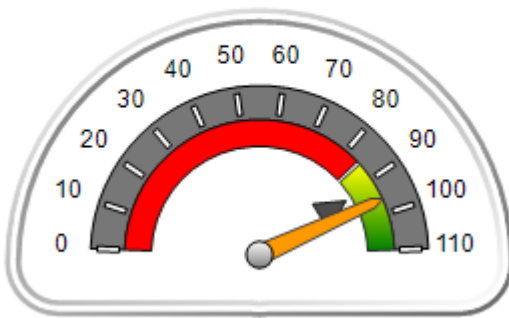
**Provider/Program Name: Invictus Transformational Wellness - (5375) - CCI**

2608 Juniper Ave., Columbus, GA 31907	Quarterly Scores (Grades)		Current Quarter Score (Grade)
Phone: 706-505-1234	Q1: (N/A)	Q2: 96.01 (A)	<b>96.01%</b> <b>(A)</b>
Vendor ID# 160436	Q3: N/A	Q4: N/A	
Program Census Information:	# Children in Care During Quarter: 10	# Placements During Quarter: 10	# Children in Care On Last Day: 6

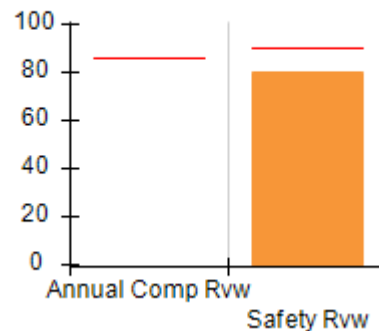
**Quarterly Provider Comparisons to All CCIs**

▼ — indicates average for all CCIs

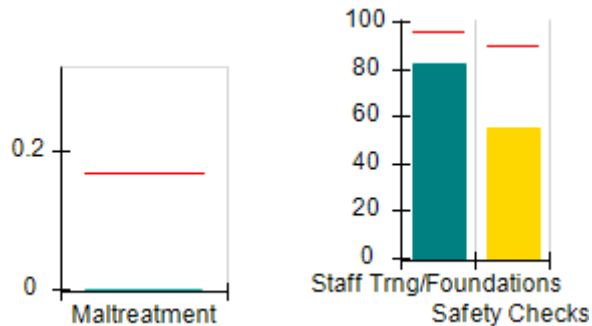
Overall Score (%)



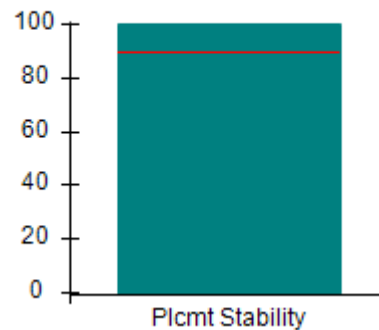
OPM Monitoring Reviews (%)



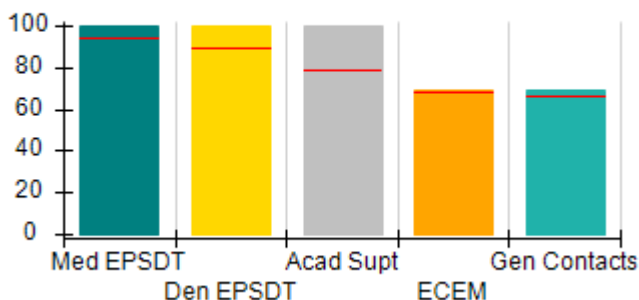
Safety Outcomes (%)



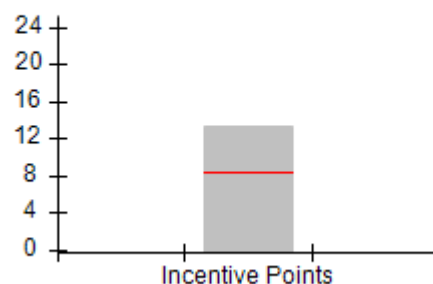
Permanency Outcomes (%)



Well-Being Outcomes (%)



Incentives Earned (Points)





DHS, DFCS, Office of Provider Management  
**Performance-Based Placement Measures**  
**RBWO Provider GA+SCORECARD - CCI**  
 Report Quarter: Q2 FY2019



Provider/Program Name: Invictus Transformational Wellness - (5375) - CCI				
2608 Juniper Ave., Columbus, GA 31907		Quarterly Scores (Grades)		Current Quarter Score (Grade)
Phone: 706-505-1234		Q1: (N/A)	Q2: 96.01 (A)	<b>96.01%</b> <b>(A)</b>
Vendor ID# 160436		Q3: N/A	Q4: N/A	
Program Census Information:		# Children in Care During Quarter: 10	# Placements During Quarter: 10	# Children in Care On Last Day: 6
	Avg Performance All CCIs (%)	Provider Performance (%)*	Possible Points (Weight)	Provider Points Earned
<b>OPM Monitoring Reviews</b>				
Annual Comprehensive Reviews	86%	Not Yet Conducted		
Safety Reviews	91%	80%	15	12.00
<b>Monitoring Sub-Total</b>			<b>15</b>	<b>12.00</b>
<b>CCI Safety Outcomes</b>				
Incidence of Maltreatment	0.17%	No Substantiated Reports	10	10.00
Staff Training/Foundations	95%	82%	5	4.10
Staff Safety Checks	90%	55%	5	2.75
<b>Safety Sub-Total</b>			<b>20</b>	<b>16.85</b>
<b>CCI Permanency Outcomes</b>				
Placement Stability	89%	100%	15	15.00
<b>Permanency Sub-Total</b>			<b>15</b>	<b>15.00</b>
<b>CCI Well-Being Outcomes</b>				
EPSDT Medical Visits	94%	100%	4	4.00
EPSDT Dental Visits	89%	100%	4	4.00
Academic Supports	78%	100%	3	3.00
Provider ECEM Visits	68%	69%	7	4.83
Provider General Contacts	67%	69%	7	4.83
Placements with Siblings	37%	0%	Not Scored	Not Scored
Placements within Legal County	15%	20%	Not Scored	Not Scored
<b>Well-Being Sub-Total</b>			<b>25</b>	<b>20.66</b>
*Performance calculation descriptions can be found in the FY 2019 RBWO PBP Measurements and Standards Guide.				

<b>Monitoring &amp; Outcomes: Possible Points = 75</b>		<b>Points Earned = 64.51</b>	
<b>Score Before Incentives Credit</b>			<b>86.01%</b>
<b>Incentives Awarded</b>			<b>10.00 pts</b>
<b>PBP Verification</b>			<b>N/A pts</b>
<b>Total Score</b>			<b>96.01%</b>



**DHS, DFCS, Office of Provider Management**  
**Performance-Based Placement Measures**  
**RBWO Provider GA+SCORECARD - CCI**  
**Report Quarter: Q2 FY2019**



**Provider/Program Name: Invictus Transformational Wellness - (5375) - CCI**

Program Census Information:		# Children in Care During Quarter: 10	# Placements During Quarter: 10	# Children in Care On Last Day: 6
CCI Incentive Credits	Avg Performance All CCIs (Points)	Provider Performance (%)*	Possible Points (Weight)	Provider Points Earned
Early EPSDT Medical Visits		100%	2	2.00
Early EPSDT Dental Visits		67%	2	1.34
Permanency Contacts		0%	5	0.00
Additional Academic Supports		100%	2	2.00
HS Grad/GED/Prof or Trade Certificate/College		N/A	10/5/5/1	
EYSS Agreement		Not Eligible	5	
Community Connections		100%	4	4.00
Active Agency Accreditation		0%	4	0.00
Staff Clinical Licensure		0%	5	0.00
Behavior Management (threshold = 0)		100%	4	4.00
<b>Incentives Total</b>	<b>8.28</b>			<b>13.34</b>
Maximum total combined incentive credit allowed is 10 points.			<b>Incentives Awarded</b>	<b>10.00</b>

\*Performance calculation descriptions can be found in the FY 2019 RBWO PBP Measurements and Standards Guide.

**Child Protective Services Investigations and Dispositions**

The following investigations data, which is not used for scoring but is considered significant to a provider's performance, is from Georgia SHINES and is not considered final or complete until the end of the fiscal year.

Total Reports:	0
Number Screened In:	0
Number Screened Out:	0
Number Substantiated:	0
Number Unsubstantiated:	0
Number Active CPS Investigations:	0



**DHS, DFCS, Office of Provider Management**  
**Performance-Based Placement Measures**  
**RBWO Provider GA+SCORECARD - CCI**  
**Report Quarter: Q2 FY2019**

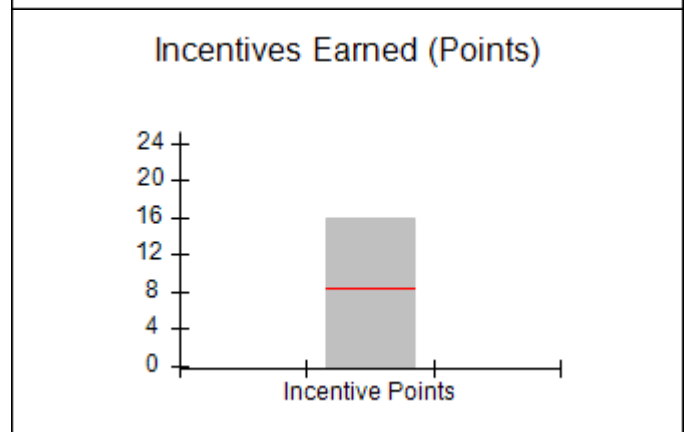
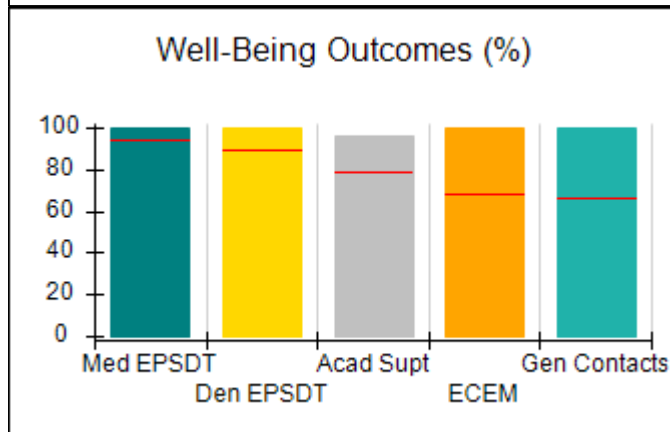
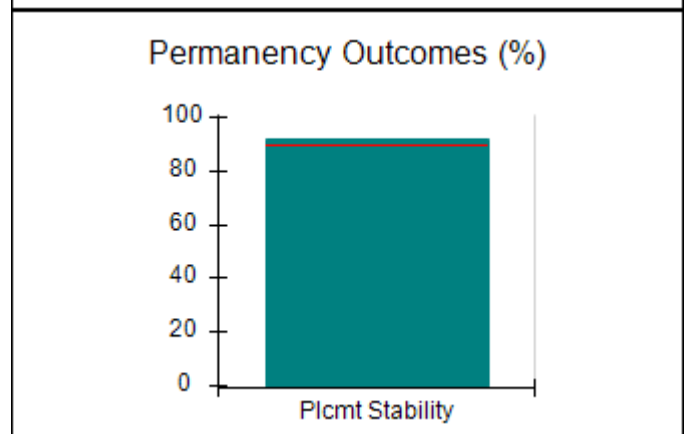
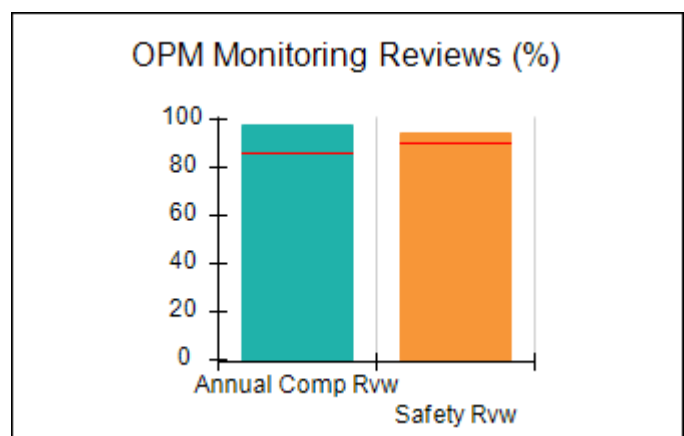
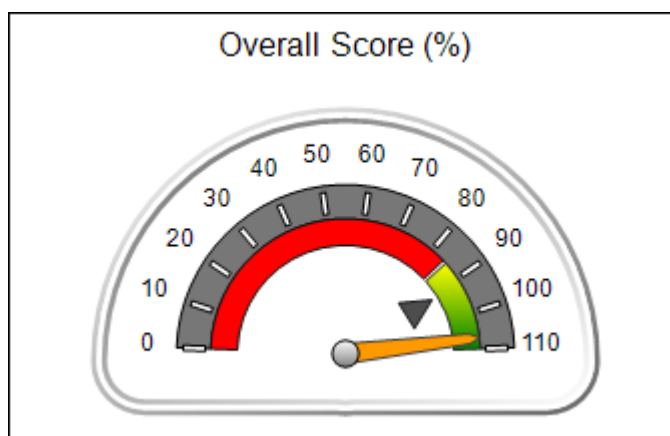


**Provider/Program Name: Jesse's House - (614) - CCI**

129 Samaritan Dr., Cumming, GA 30040	Quarterly Scores (Grades)		Current Quarter Score (Grade)
Phone: 678-947-6217	Q1: 105.17 (A+)	Q2: 107.02 (A+)	<b>107.02%</b> <b>(A+)</b>
Vendor ID# 35432	Q3: N/A	Q4: N/A	
Program Census Information:	# Children in Care During Quarter: 12	# Placements During Quarter: 12	# Children in Care On Last Day: 6

**Quarterly Provider Comparisons to All CCIs**

▼ — indicates average for all CCIs







DHS, DFCS, Office of Provider Management  
**Performance-Based Placement Measures**  
**RBWO Provider GA+SCORECARD - CCI**  
 Report Quarter: Q2 FY2019



Provider/Program Name: Jesse's House - (614) - CCI				
129 Samaritan Dr., Cumming, GA 30040		Quarterly Scores (Grades)		Current Quarter Score (Grade)
Phone: 678-947-6217		Q1: 105.17 (A+)	Q2: 107.02 (A+)	<b>107.02%</b> <b>(A+)</b>
Vendor ID# 35432		Q3: N/A	Q4: N/A	
Program Census Information:		# Children in Care During Quarter: 12	# Placements During Quarter: 12	# Children in Care On Last Day: 6
	Avg Performance All CCIs (%)	Provider Performance (%)*	Possible Points (Weight)	Provider Points Earned
<b>OPM Monitoring Reviews</b>				
Annual Comprehensive Reviews	86%	98%	25	24.42
Safety Reviews	91%	94%	15	14.13
<b>Monitoring Sub-Total</b>			<b>40</b>	<b>38.54</b>
<b>CCI Safety Outcomes</b>				
Incidence of Maltreatment	0.17%	No Substantiated Reports	10	10.00
Staff Training/Foundations	95%	96%	5	4.80
Staff Safety Checks	90%	100%	5	5.00
<b>Safety Sub-Total</b>			<b>20</b>	<b>19.80</b>
<b>CCI Permanency Outcomes</b>				
Placement Stability	89%	92%	15	13.80
<b>Permanency Sub-Total</b>			<b>15</b>	<b>13.80</b>
<b>CCI Well-Being Outcomes</b>				
EPSDT Medical Visits	94%	100%	4	4.00
EPSDT Dental Visits	89%	100%	4	4.00
Academic Supports	78%	96%	3	2.88
Provider ECEM Visits	68%	100%	7	7.00
Provider General Contacts	67%	100%	7	7.00
Placements with Siblings	37%	0%	Not Scored	Not Scored
Placements within Legal County	15%	50%	Not Scored	Not Scored
<b>Well-Being Sub-Total</b>			<b>25</b>	<b>24.88</b>
*Performance calculation descriptions can be found in the FY 2019 RBWO PBP Measurements and Standards Guide.				

Monitoring & Outcomes: Possible Points = 100		Points Earned = 97.02	
Score Before Incentives Credit			<b>97.02%</b>
Incentives Awarded			<b>10.00 pts</b>
PBP Verification			<b>N/A pts</b>
<b>Total Score</b>			<b>107.02%</b>



**DHS, DFCS, Office of Provider Management**  
**Performance-Based Placement Measures**  
**RBWO Provider GA+SCORECARD - CCI**



**Report Quarter: Q2 FY2019**

**Provider/Program Name: Jesse's House - (614) - CCI**

Program Census Information:		# Children in Care During Quarter: 12	# Placements During Quarter: 12	# Children in Care On Last Day: 6
CCI Incentive Credits	Avg Performance All CCIs (Points)	Provider Performance (%)*	Possible Points (Weight)	Provider Points Earned
Early EPSDT Medical Visits		100%	2	2.00
Early EPSDT Dental Visits		100%	2	2.00
Permanency Contacts		50%	5	2.50
Additional Academic Supports		19%	2	0.38
HS Grad/GED/Prof or Trade Certificate/College		N/A	10/5/5/1	
EYSS Agreement		100%	5	5.00
Community Connections		0%	4	0.00
Active Agency Accreditation		0%	4	0.00
Staff Clinical Licensure		0%	5	0.00
Behavior Management (threshold = 0)		100%	4	4.00
<b>Incentives Total</b>	<b>8.28</b>			<b>15.88</b>
Maximum total combined incentive credit allowed is 10 points.			<b>Incentives Awarded</b>	<b>10.00</b>

\*Performance calculation descriptions can be found in the FY 2019 RBWO PBP Measurements and Standards Guide.

**Child Protective Services Investigations and Dispositions**

The following investigations data, which is not used for scoring but is considered significant to a provider's performance, is from Georgia SHINES and is not considered final or complete until the end of the fiscal year.

Total Reports:	0
Number Screened In:	0
Number Screened Out:	0
Number Substantiated:	0
Number Unsubstantiated:	0
Number Active CPS Investigations:	0



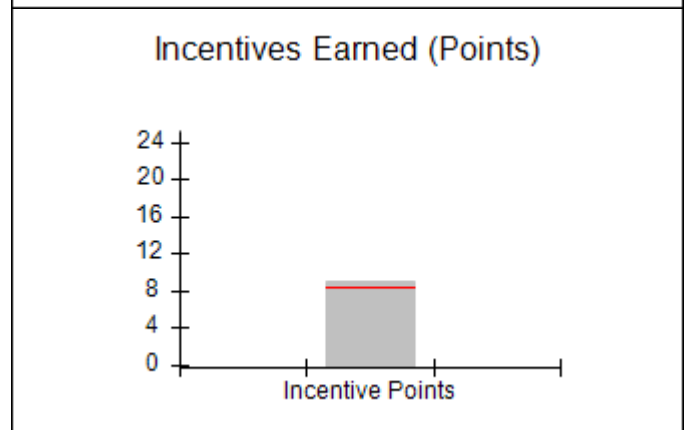
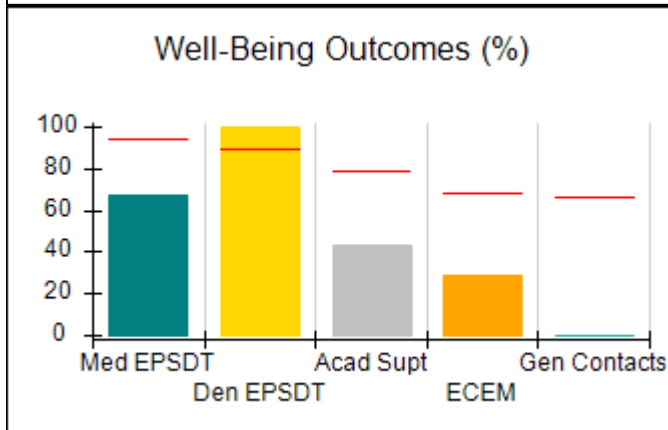
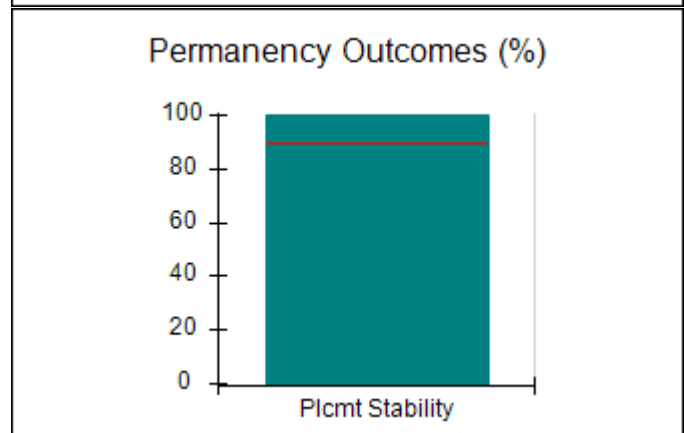
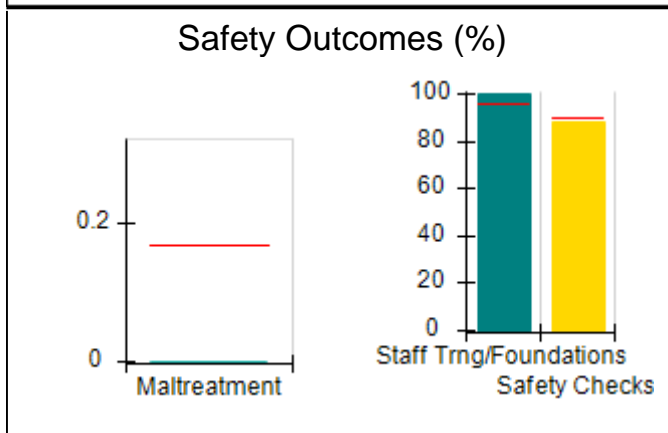
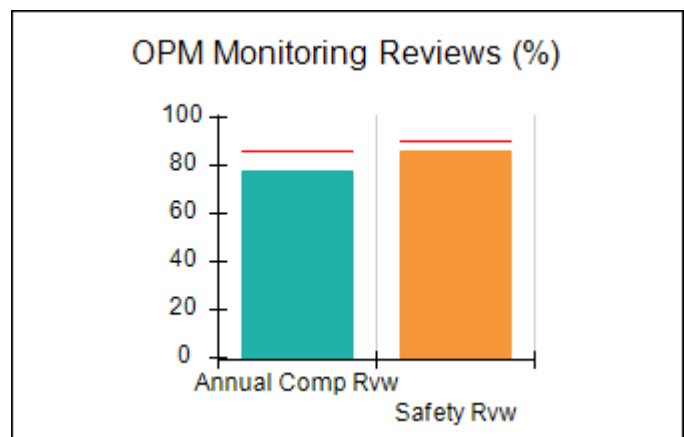
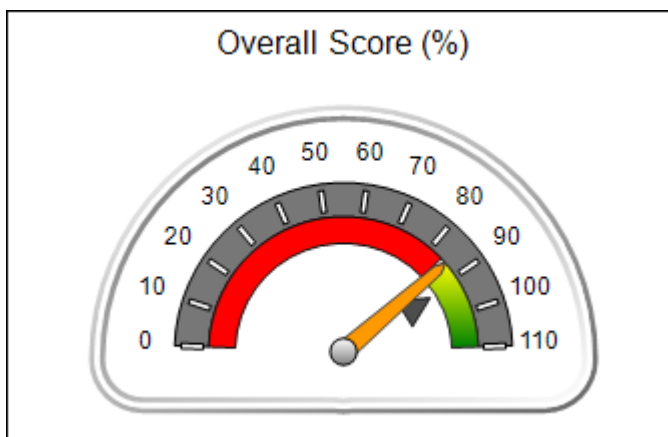
**DHS, DFCS, Office of Provider Management**  
**Performance-Based Placement Measures**  
**RBWO Provider GA+SCORECARD - CCI**



**Report Quarter: Q2 FY2019**

Provider/Program Name: Kenneth B. Walker Residential Home - KBW 1: Amos (5223) - CCI			
2305 Amos Street, Columbus, GA 31907	Quarterly Scores (Grades)		Current Quarter Score (Grade)
Phone: 706-940-0478	Q1: 80.71 (B-)	Q2: 85.72 (B)	<b>85.72%</b> <b>(B)</b>
Vendor ID# 86536	Q3: N/A	Q4: N/A	
Program Census Information:	# Children in Care During Quarter: 4	# Placements During Quarter: 4	# Children in Care On Last Day: 3
<b>Quarterly Provider Comparisons to All CCIs</b>			

▼ — indicates average for all CCIs





# Performance-Based Placement Measures RBWO Provider GA+SCORECARD - CCI

Report Quarter: Q2 FY2019

**Provider/Program Name: Kenneth B. Walker Residential Home - KBW 1: Amos (5223) - CCI**

2305 Amos Street, Columbus, GA 31907	Quarterly Scores (Grades)		Current Quarter Score (Grade)
Phone: 706-940-0478	Q1: 80.71 (B-)	Q2: 85.72 (B)	<b>85.72% (B)</b>
Vendor ID# 86536	Q3: N/A	Q4: N/A	

Program Census Information:	# Children in Care During Quarter: 4	# Placements During Quarter: 4	# Children in Care On Last Day: 3
-----------------------------	--------------------------------------	--------------------------------	-----------------------------------

	Avg Performance All CCIs (%)	Provider Performance (%)*	Possible Points (Weight)	Provider Points Earned
--	------------------------------	---------------------------	--------------------------	------------------------

**OPM Monitoring Reviews**

Annual Comprehensive Reviews	86%	78%	25	19.46
Safety Reviews	91%	86%	15	12.86
<b>Monitoring Sub-Total</b>			<b>40</b>	<b>32.32</b>

**CCI Safety Outcomes**

Incidence of Maltreatment	0.17%	No Substantiated Reports	10	10.00
Staff Training/Foundations	95%	100%	5	5.00
Staff Safety Checks	90%	88%	5	4.40
<b>Safety Sub-Total</b>			<b>20</b>	<b>19.40</b>

**CCI Permanency Outcomes**

Placement Stability	89%	100%	15	15.00
<b>Permanency Sub-Total</b>			<b>15</b>	<b>15.00</b>

**CCI Well-Being Outcomes**

EPSDT Medical Visits	94%	67%	4	2.68
EPSDT Dental Visits	89%	100%	4	4.00
Academic Supports	78%	43%	3	1.29
Provider ECEM Visits	68%	29%	7	2.03
Provider General Contacts	67%	0%	7	0.00
Placements with Siblings	37%	0%	Not Scored	Not Scored
Placements within Legal County	15%	0%	Not Scored	Not Scored
<b>Well-Being Sub-Total</b>			<b>25</b>	<b>10.00</b>

\*Performance calculation descriptions can be found in the FY 2019 RBWO PBP Measurements and Standards Guide.

<b>Monitoring &amp; Outcomes: Possible Points = 100</b>	<b>Points Earned = 76.72</b>
<b>Score Before Incentives Credit</b>	<b>76.72%</b>
<b>Incentives Awarded</b>	<b>9.00 pts</b>
<b>PBP Verification</b>	<b>N/A pts</b>
<b>Total Score</b>	<b>85.72%</b>



DHS, DFCS, Office of Provider Management  
**Performance-Based Placement Measures**  
**RBWO Provider GA+SCORECARD - CCI**



Report Quarter: Q2 FY2019

**Provider/Program Name: Kenneth B. Walker Residential Home - KBW 1: Amos (5223) - CCI**

Program Census Information:		# Children in Care During Quarter: 4	# Placements During Quarter: 4	# Children in Care On Last Day: 3
CCI Incentive Credits	Avg Performance All CCIs (Points)	Provider Performance (%)*	Possible Points (Weight)	Provider Points Earned
Early EPSDT Medical Visits		50%	2	1.00
Early EPSDT Dental Visits		100%	2	2.00
Permanency Contacts		None Planned	5	
Additional Academic Supports		0%	2	0.00
HS Grad/GED/Prof or Trade Certificate/College		N/A	10/5/5/1	
EYSS Agreement		Not Eligible	5	
Community Connections		0%	4	0.00
Active Agency Accreditation		50%	4	2.00
Staff Clinical Licensure		0%	5	0.00
Behavior Management (threshold = 0)		100%	4	4.00
<b>Incentives Total</b>	<b>8.28</b>			<b>9.00</b>
Maximum total combined incentive credit allowed is 10 points.			<b>Incentives Awarded</b>	<b>9.00</b>

\*Performance calculation descriptions can be found in the FY 2019 RBWO PBP Measurements and Standards Guide.

**Child Protective Services Investigations and Dispositions**

The following investigations data, which is not used for scoring but is considered significant to a provider's performance, is from Georgia SHINES and is not considered final or complete until the end of the fiscal year.

Total Reports:	0
Number Screened In:	0
Number Screened Out:	0
Number Substantiated:	0
Number Unsubstantiated:	0
Number Active CPS Investigations:	0



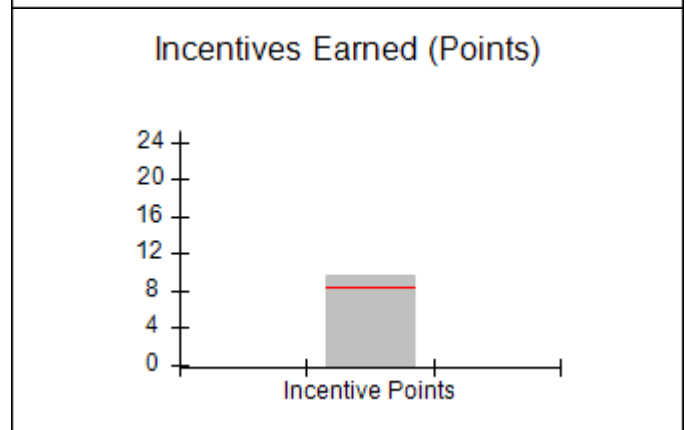
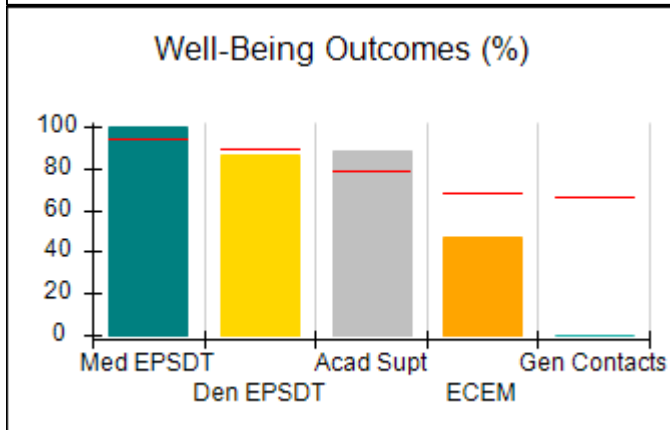
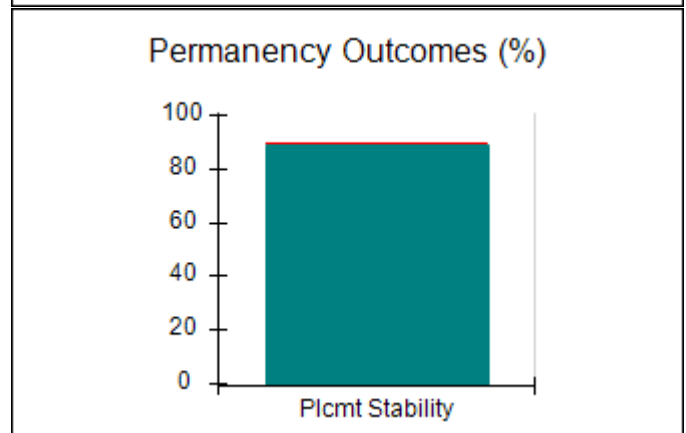
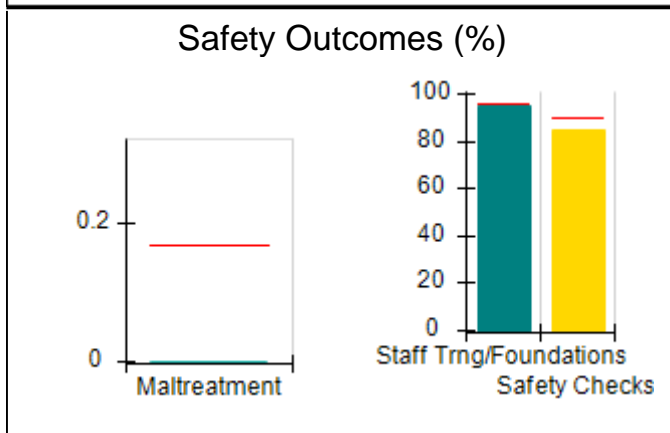
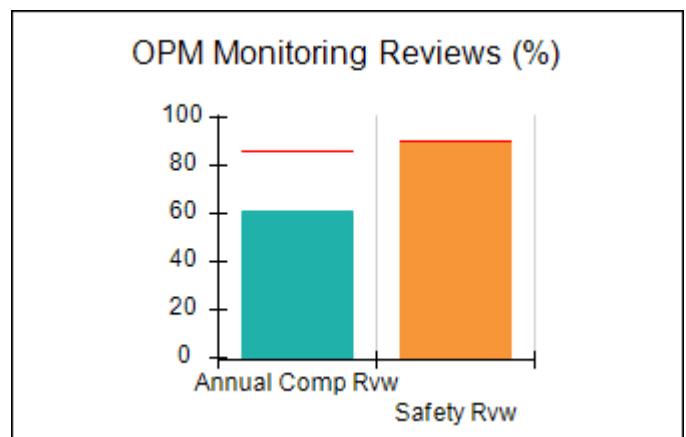
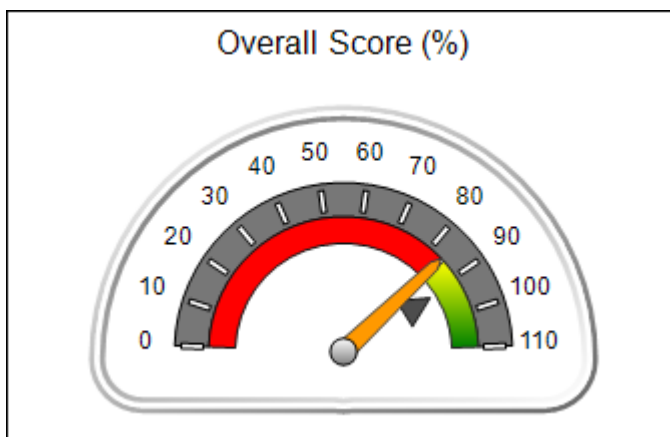
DHS, DFCS, Office of Provider Management  
**Performance-Based Placement Measures**  
**RBWO Provider GA+SCORECARD - CCI**



Report Quarter: Q2 FY2019

Provider/Program Name: Kenneth B. Walker Residential Home - KBW 2: 11th Avenue (5224) - CCI			
3108 11th Avenue, Columbus, GA 31904	Quarterly Scores (Grades)		Current Quarter Score (Grade)
Phone: 706-940-0478	Q1: 86.53 (B)	Q2: 84.08 (B)	<b>84.08%</b> <b>(B)</b>
Vendor ID# 131998	Q3: N/A	Q4: N/A	
Program Census Information:	# Children in Care During Quarter: 9	# Placements During Quarter: 9	# Children in Care On Last Day: 6
Quarterly Provider Comparisons to All CCIs			

▼ — indicates average for all CCIs





# Performance-Based Placement Measures

## RBWO Provider GA+SCORECARD - CCI

Report Quarter: Q2 FY2019

**Provider/Program Name: Kenneth B. Walker Residential Home - KBW 2: 11th Avenue (5224) - CCI**

3108 11th Avenue, Columbus, GA 31904	Quarterly Scores (Grades)		Current Quarter Score (Grade)
Phone: 706-940-0478	Q1: 86.53 (B)	Q2: 84.08 (B)	<b>84.08% (B)</b>
Vendor ID# 131998	Q3: N/A	Q4: N/A	

Program Census Information:	# Children in Care During Quarter: 9	# Placements During Quarter: 9	# Children in Care On Last Day: 6
-----------------------------	--------------------------------------	--------------------------------	-----------------------------------

	Avg Performance All CCIs (%)	Provider Performance (%)*	Possible Points (Weight)	Provider Points Earned
--	------------------------------	---------------------------	--------------------------	------------------------

**OPM Monitoring Reviews**

Annual Comprehensive Reviews	86%	61%	25	15.15
Safety Reviews	91%	90%	15	13.55
<b>Monitoring Sub-Total</b>			<b>40</b>	<b>28.70</b>

**CCI Safety Outcomes**

Incidence of Maltreatment	0.17%	No Substantiated Reports	10	10.00
Staff Training/Foundations	95%	95%	5	4.75
Staff Safety Checks	90%	85%	5	4.25
<b>Safety Sub-Total</b>			<b>20</b>	<b>19.00</b>

**CCI Permanency Outcomes**

Placement Stability	89%	89%	15	13.35
<b>Permanency Sub-Total</b>			<b>15</b>	<b>13.35</b>

**CCI Well-Being Outcomes**

EPSDT Medical Visits	94%	100%	4	4.00
EPSDT Dental Visits	89%	86%	4	3.44
Academic Supports	78%	88%	3	2.64
Provider ECEM Visits	68%	47%	7	3.29
Provider General Contacts	67%	0%	7	0.00
Placements with Siblings	37%	100%	Not Scored	Not Scored
Placements within Legal County	15%	0%	Not Scored	Not Scored
<b>Well-Being Sub-Total</b>			<b>25</b>	<b>13.37</b>

\*Performance calculation descriptions can be found in the FY 2019 RBWO PBP Measurements and Standards Guide.

<b>Monitoring &amp; Outcomes: Possible Points = 100</b>	<b>Points Earned = 74.42</b>
<b>Score Before Incentives Credit</b>	<b>74.42%</b>
<b>Incentives Awarded</b>	<b>9.66 pts</b>
<b>PBP Verification</b>	<b>N/A pts</b>
<b>Total Score</b>	<b>84.08%</b>



DHS, DFCS, Office of Provider Management  
**Performance-Based Placement Measures**  
**RBWO Provider GA+SCORECARD - CCI**



Report Quarter: Q2 FY2019

**Provider/Program Name: Kenneth B. Walker Residential Home - KBW 2: 11th Avenue (5224) - CCI**

Program Census Information:		# Children in Care During Quarter: 9	# Placements During Quarter: 9	# Children in Care On Last Day: 6
CCI Incentive Credits	Avg Performance All CCIs (Points)	Provider Performance (%)*	Possible Points (Weight)	Provider Points Earned
Early EPSDT Medical Visits		100%	2	2.00
Early EPSDT Dental Visits		83%	2	1.66
Permanency Contacts		0%	5	0.00
Additional Academic Supports		0%	2	0.00
HS Grad/GED/Prof or Trade Certificate/College		N/A	10/5/5/1	
EYSS Agreement		Not Eligible	5	
Community Connections		0%	4	0.00
Active Agency Accreditation		50%	4	2.00
Staff Clinical Licensure		0%	5	0.00
Behavior Management (threshold = 0)		100%	4	4.00
<b>Incentives Total</b>	<b>8.28</b>			<b>9.66</b>
Maximum total combined incentive credit allowed is 10 points.			<b>Incentives Awarded</b>	<b>9.66</b>

\*Performance calculation descriptions can be found in the FY 2019 RBWO PBP Measurements and Standards Guide.

### Child Protective Services Investigations and Dispositions

The following investigations data, which is not used for scoring but is considered significant to a provider's performance, is from Georgia SHINES and is not considered final or complete until the end of the fiscal year.

Total Reports:	0
Number Screened In:	0
Number Screened Out:	0
Number Substantiated:	0
Number Unsubstantiated:	0
Number Active CPS Investigations:	0





**DHS, DFCS, Office of Provider Management**  
**Performance-Based Placement Measures**  
**RBWO Provider GA+SCORECARD - CCI**



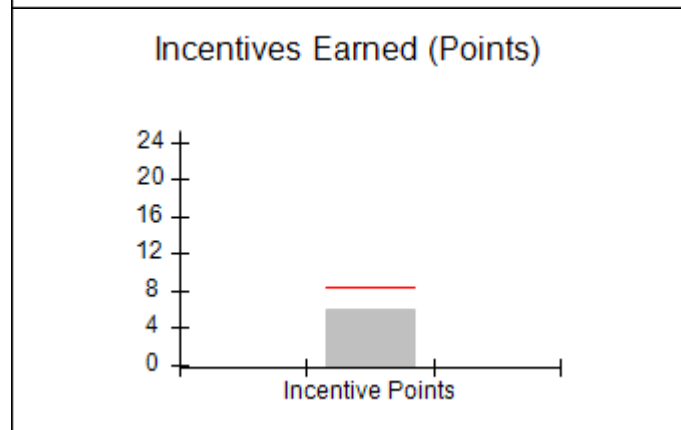
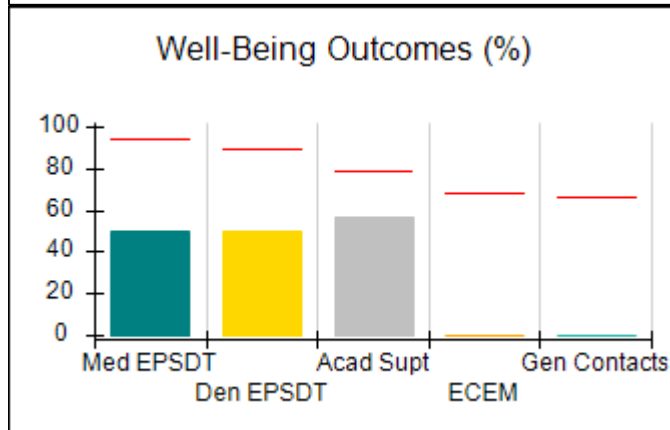
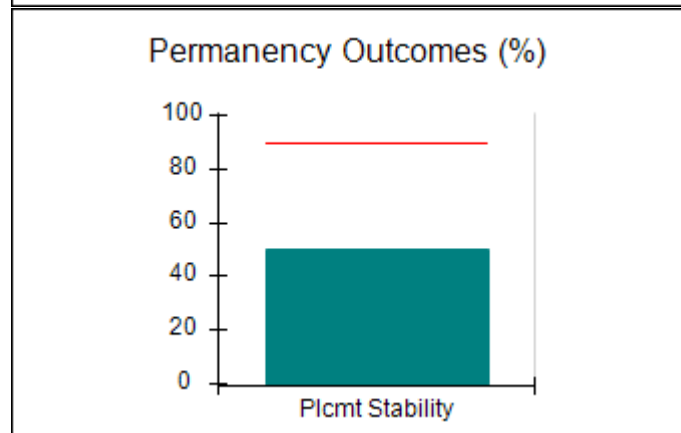
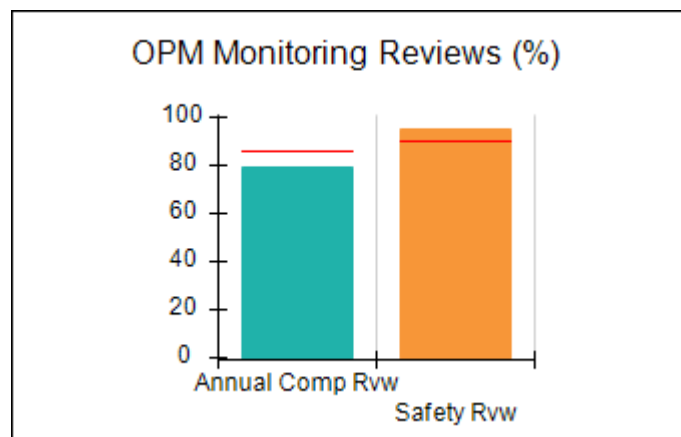
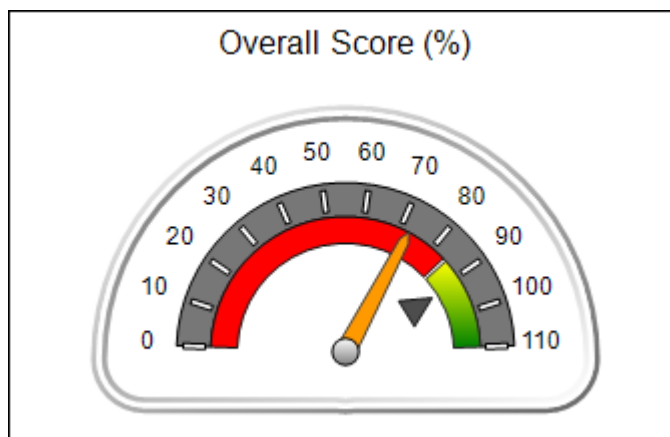
**Report Quarter: Q2 FY2019**

**Provider/Program Name: Kenneth B. Walker Residential Home - KBW 4: Bunche (5222) - CCI**

5790 Bunche Street, Columbus, GA 31907	Quarterly Scores (Grades)		Current Quarter Score (Grade)
Phone: 706-940-0478	Q1: 84.72 (B)	Q2: 72.48 (C-)	<b>72.48%</b> <b>(C-)</b>
Vendor ID# 132000	Q3: N/A	Q4: N/A	
Program Census Information:	# Children in Care During Quarter: 2	# Placements During Quarter: 3	# Children in Care On Last Day: 2

**Quarterly Provider Comparisons to All CCIs**

▼ — indicates average for all CCIs





DHS, DFCS, Office of Provider Management  
**Performance-Based Placement Measures**  
**RBWO Provider GA+SCORECARD - CCI**



Report Quarter: Q2 FY2019

**Provider/Program Name: Kenneth B. Walker Residential Home - KBW 4: Bunche (5222) - CCI**

5790 Bunche Street, Columbus, GA 31907	Quarterly Scores (Grades)		Current Quarter Score (Grade)
Phone: 706-940-0478	Q1: 84.72 (B)	Q2: 72.48 (C-)	<b>72.48%</b> <b>(C-)</b>
Vendor ID# 132000	Q3: N/A	Q4: N/A	

Program Census Information:	# Children in Care During Quarter: 2	# Placements During Quarter: 3	# Children in Care On Last Day: 2
-----------------------------	--------------------------------------	--------------------------------	-----------------------------------

	Avg Performance All CCIs (%)	Provider Performance (%)*	Possible Points (Weight)	Provider Points Earned
--	------------------------------	---------------------------	--------------------------	------------------------

**OPM Monitoring Reviews**

Annual Comprehensive Reviews	86%	79%	25	19.76
Safety Reviews	91%	95%	15	14.22
<b>Monitoring Sub-Total</b>			<b>40</b>	<b>33.97</b>

**CCI Safety Outcomes**

Incidence of Maltreatment	0.17%	No Substantiated Reports	10	10.00
Staff Training/Foundations	95%	100%	5	5.00
Staff Safety Checks	90%	86%	5	4.30
<b>Safety Sub-Total</b>			<b>20</b>	<b>19.30</b>

**CCI Permanency Outcomes**

Placement Stability	89%	50%	15	7.50
<b>Permanency Sub-Total</b>			<b>15</b>	<b>7.50</b>

**CCI Well-Being Outcomes**

EPSDT Medical Visits	94%	50%	4	2.00
EPSDT Dental Visits	89%	50%	4	2.00
Academic Supports	78%	57%	3	1.71
Provider ECEM Visits	68%	0%	7	0.00
Provider General Contacts	67%	0%	7	0.00
Placements with Siblings	37%	0%	Not Scored	Not Scored
Placements within Legal County	15%	Not Eligible	Not Scored	Not Scored
<b>Well-Being Sub-Total</b>			<b>25</b>	<b>5.71</b>

\*Performance calculation descriptions can be found in the FY 2019 RBWO PBP Measurements and Standards Guide.

<b>Monitoring &amp; Outcomes: Possible Points = 100</b>	<b>Points Earned = 66.48</b>
<b>Score Before Incentives Credit</b>	<b>66.48%</b>
<b>Incentives Awarded</b>	<b>6.00 pts</b>
<b>PBP Verification</b>	<b>N/A pts</b>
<b>Total Score</b>	<b>72.48%</b>



**DHS, DFCS, Office of Provider Management**  
**Performance-Based Placement Measures**  
**RBWO Provider GA+SCORECARD - CCI**



**Report Quarter: Q2 FY2019**

**Provider/Program Name: Kenneth B. Walker Residential Home - KBW 4: Bunche (5222) - CCI**

Program Census Information:		# Children in Care During Quarter: 2	# Placements During Quarter: 3	# Children in Care On Last Day: 2
CCI Incentive Credits	Avg Performance All CCIs (Points)	Provider Performance (%)*	Possible Points (Weight)	Provider Points Earned
Early EPSDT Medical Visits		0%	2	0.00
Early EPSDT Dental Visits		0%	2	0.00
Permanency Contacts		0%	5	0.00
Additional Academic Supports		0%	2	0.00
HS Grad/GED/Prof or Trade Certificate/College		N/A	10/5/5/1	
EYSS Agreement		Not Eligible	5	
Community Connections		0%	4	0.00
Active Agency Accreditation		50%	4	2.00
Staff Clinical Licensure		0%	5	0.00
Behavior Management (threshold = 0)		100%	4	4.00
<b>Incentives Total</b>	<b>8.28</b>			<b>6.00</b>
Maximum total combined incentive credit allowed is 10 points.			<b>Incentives Awarded</b>	<b>6.00</b>

\*Performance calculation descriptions can be found in the FY 2019 RBWO PBP Measurements and Standards Guide.

**Child Protective Services Investigations and Dispositions**

The following investigations data, which is not used for scoring but is considered significant to a provider's performance, is from Georgia SHINES and is not considered final or complete until the end of the fiscal year.

Total Reports:	0
Number Screened In:	0
Number Screened Out:	0
Number Substantiated:	0
Number Unsubstantiated:	0
Number Active CPS Investigations:	0



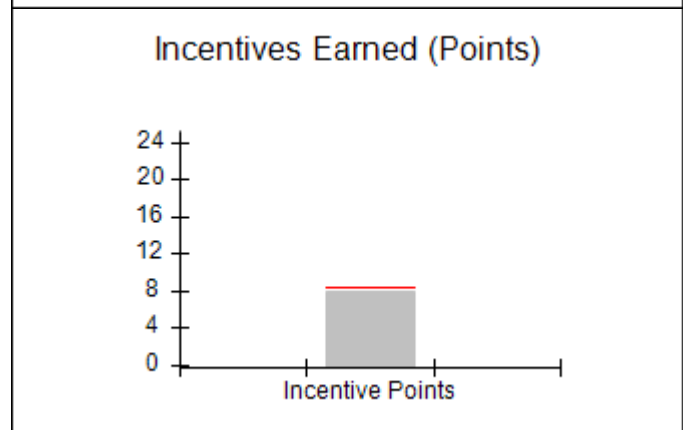
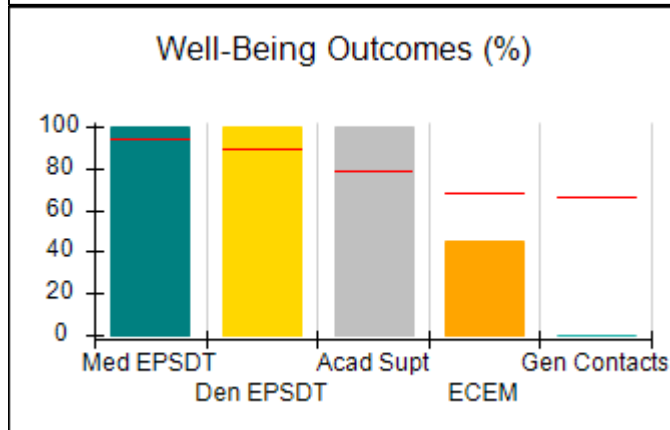
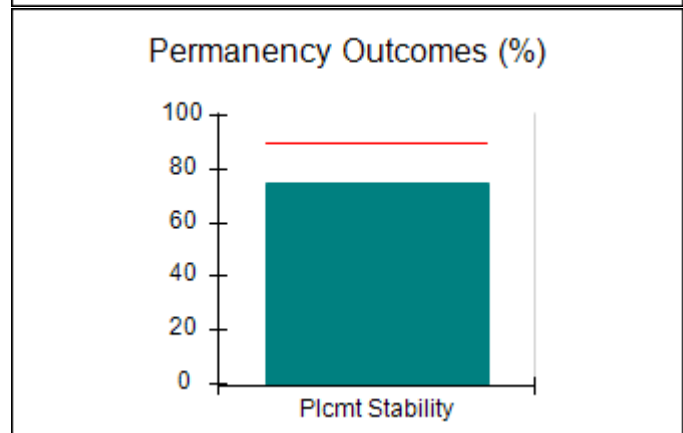
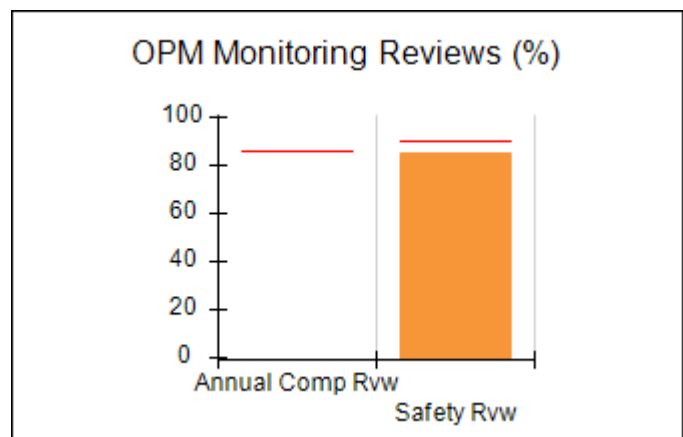
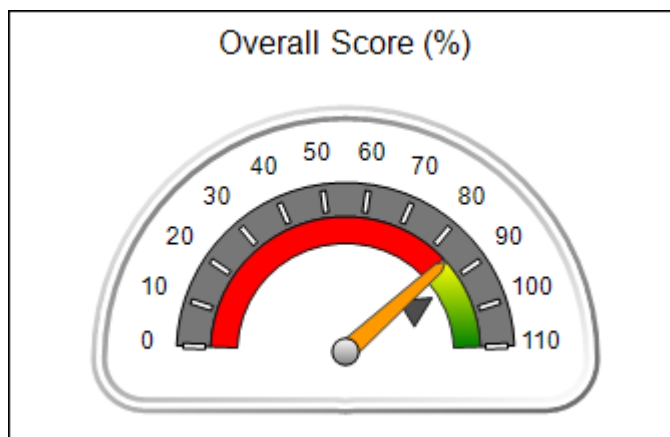
**DHS, DFCS, Office of Provider Management**  
**Performance-Based Placement Measures**  
**RBWO Provider GA+SCORECARD - CCI**



**Report Quarter: Q2 FY2019**

Provider/Program Name: Kenneth B. Walker Residential Home - KBW 5: 17th Avenue (5359) - CCI			
3409 17th Avenue, Columbus, GA 31907	Quarterly Scores (Grades)		Current Quarter Score (Grade)
Phone: 706-940-0478	Q1: 76.63 (C)	Q2: 85.00 (B)	<b>85.00%</b> <b>(B)</b>
Vendor ID# 159488	Q3: N/A	Q4: N/A	
Program Census Information:	# Children in Care During Quarter: 4	# Placements During Quarter: 4	# Children in Care On Last Day: 8
<b>Quarterly Provider Comparisons to All CCIs</b>			

▼ — indicates average for all CCIs





# Performance-Based Placement Measures

## RBWO Provider GA+SCORECARD - CCI

Report Quarter: Q2 FY2019

<b>Provider/Program Name: Kenneth B. Walker Residential Home - KBW 5: 17th Avenue (5359) - CCI</b>				
<b>3409 17th Avenue, Columbus, GA 31907</b>		<b>Quarterly Scores (Grades)</b>		<b>Current Quarter Score (Grade)</b>
<b>Phone: 706-940-0478</b>		<b>Q1: 76.63 (C)</b>	<b>Q2: 85.00 (B)</b>	<b>85.00% (B)</b>
<b>Vendor ID# 159488</b>		<b>Q3: N/A</b>	<b>Q4: N/A</b>	
Program Census Information:		# Children in Care During Quarter: 4	# Placements During Quarter: 4	# Children in Care On Last Day: 8
	<b>Avg Performance All CCIs (%)</b>	<b>Provider Performance (%)*</b>	<b>Possible Points (Weight)</b>	<b>Provider Points Earned</b>
<b>OPM Monitoring Reviews</b>				
Annual Comprehensive Reviews	86%	Not Yet Conducted		
Safety Reviews	91%	85%	15	12.75
<b>Monitoring Sub-Total</b>			<b>15</b>	<b>12.75</b>
<b>CCI Safety Outcomes</b>				
Incidence of Maltreatment	0.17%	No Substantiated Reports	10	10.00
Staff Training/Foundations	95%	100%	5	5.00
Staff Safety Checks	90%	92%	5	4.60
<b>Safety Sub-Total</b>			<b>20</b>	<b>19.60</b>
<b>CCI Permanency Outcomes</b>				
Placement Stability	89%	75%	15	11.25
<b>Permanency Sub-Total</b>			<b>15</b>	<b>11.25</b>
<b>CCI Well-Being Outcomes</b>				
EPSDT Medical Visits	94%	100%	4	4.00
EPSDT Dental Visits	89%	100%	4	4.00
Academic Supports	78%	100%	3	3.00
Provider ECEM Visits	68%	45%	7	3.15
Provider General Contacts	67%	0%	7	0.00
Placements with Siblings	37%	Not Eligible	Not Scored	Not Scored
Placements within Legal County	15%	Not Eligible	Not Scored	Not Scored
<b>Well-Being Sub-Total</b>			<b>25</b>	<b>14.15</b>

\*Performance calculation descriptions can be found in the FY 2019 RBWO PBP Measurements and Standards Guide.

<b>Monitoring &amp; Outcomes: Possible Points = 75</b>		<b>Points Earned = 57.75</b>	
<b>Score Before Incentives Credit</b>			<b>77.00%</b>
<b>Incentives Awarded</b>			<b>8.00 pts</b>
<b>PBP Verification</b>			<b>N/A pts</b>
<b>Total Score</b>			<b>85.00%</b>



DHS, DFCS, Office of Provider Management  
**Performance-Based Placement Measures**  
**RBWO Provider GA+SCORECARD - CCI**



Report Quarter: Q2 FY2019

**Provider/Program Name: Kenneth B. Walker Residential Home - KBW 5: 17th Avenue (5359) - CCI**

Program Census Information:		# Children in Care During Quarter: 4	# Placements During Quarter: 4	# Children in Care On Last Day: 8
CCI Incentive Credits	Avg Performance All CCIs (Points)	Provider Performance (%)*	Possible Points (Weight)	Provider Points Earned
Early EPSDT Medical Visits		100%	2	2.00
Early EPSDT Dental Visits		Not Eligible	2	
Permanency Contacts		0%	5	0.00
Additional Academic Supports		0%	2	0.00
HS Grad/GED/Prof or Trade Certificate/College		N/A	10/5/5/1	
EYSS Agreement		Not Eligible	5	
Community Connections		0%	4	0.00
Active Agency Accreditation		50%	4	2.00
Staff Clinical Licensure		0%	5	0.00
Behavior Management (threshold = 0)		100%	4	4.00
<b>Incentives Total</b>	<b>8.28</b>			<b>8.00</b>
Maximum total combined incentive credit allowed is 10 points.			<b>Incentives Awarded</b>	<b>8.00</b>

\*Performance calculation descriptions can be found in the FY 2019 RBWO PBP Measurements and Standards Guide.

### Child Protective Services Investigations and Dispositions

The following investigations data, which is not used for scoring but is considered significant to a provider's performance, is from Georgia SHINES and is not considered final or complete until the end of the fiscal year.

Total Reports:	0
Number Screened In:	0
Number Screened Out:	0
Number Substantiated:	0
Number Unsubstantiated:	0
Number Active CPS Investigations:	0



DHS, DFCS, Office of Provider Management  
**Performance-Based Placement Measures**  
**RBWO Provider GA+SCORECARD - CCI**  
Report Quarter: Q2 FY2019



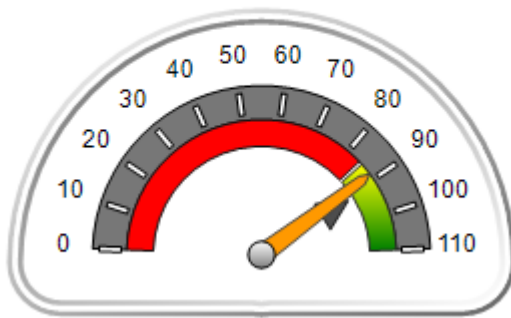
**Provider/Program Name: Kidspeace - Bowdon Residential Campus (715) - CCI**

101 Kidspeace Dr., Bowdon, GA 30108	Quarterly Scores (Grades)		Current Quarter Score (Grade)
Phone: 770-437-7219	Q1: 78.42 (C+)	Q2: 88.45 (B+)	<b>88.45%</b> <b>(B+)</b>
Vendor ID# 35437	Q3: N/A	Q4: N/A	
Program Census Information:	# Children in Care During Quarter: 20	# Placements During Quarter: 20	# Children in Care On Last Day: 14

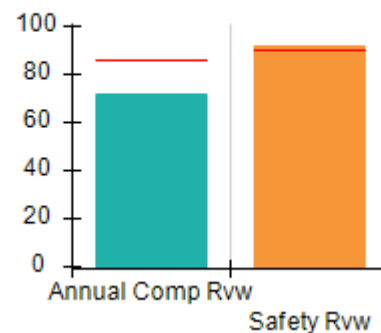
**Quarterly Provider Comparisons to All CCIs**

▼ — indicates average for all CCIs

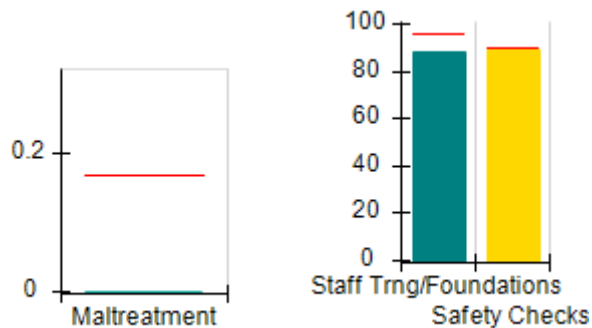
Overall Score (%)



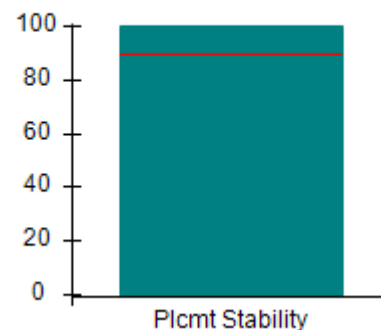
OPM Monitoring Reviews (%)



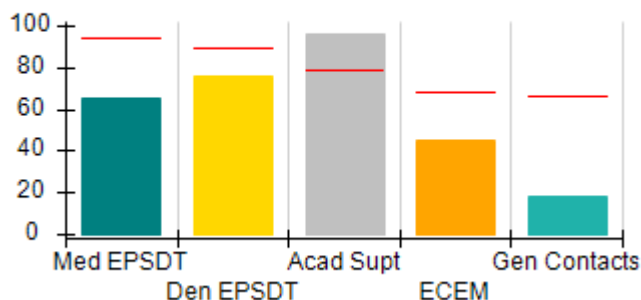
Safety Outcomes (%)



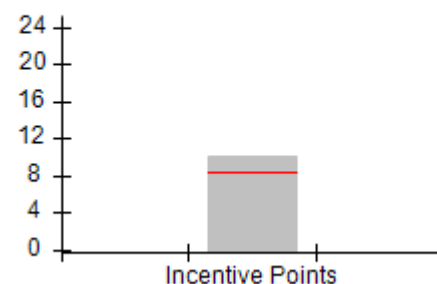
Permanency Outcomes (%)



Well-Being Outcomes (%)



Incentives Earned (Points)





DHS, DFCS, Office of Provider Management  
**Performance-Based Placement Measures**  
**RBWO Provider GA+SCORECARD - CCI**  
 Report Quarter: Q2 FY2019



<b>Provider/Program Name: Kidspeace - Bowdon Residential Campus (715) - CCI</b>				
<b>101 Kidspeace Dr., Bowdon, GA 30108</b>		<b>Quarterly Scores (Grades)</b>		<b>Current Quarter Score (Grade)</b>
<b>Phone: 770-437-7219</b>		<b>Q1: 78.42 (C+)</b>	<b>Q2: 88.45 (B+)</b>	<b>88.45% (B+)</b>
<b>Vendor ID# 35437</b>		<b>Q3: N/A</b>	<b>Q4: N/A</b>	
Program Census Information:		# Children in Care During Quarter: 20	# Placements During Quarter: 20	# Children in Care On Last Day: 14
	<b>Avg Performance All CCIs (%)</b>	<b>Provider Performance (%)*</b>	<b>Possible Points (Weight)</b>	<b>Provider Points Earned</b>
<b>OPM Monitoring Reviews</b>				
Annual Comprehensive Reviews	86%	72%	25	17.89
Safety Reviews	91%	92%	15	13.78
<b>Monitoring Sub-Total</b>			<b>40</b>	<b>31.67</b>
<b>CCI Safety Outcomes</b>				
Incidence of Maltreatment	0.17%	No Substantiated Reports	10	10.00
Staff Training/Foundations	95%	88%	5	4.40
Staff Safety Checks	90%	89%	5	4.45
<b>Safety Sub-Total</b>			<b>20</b>	<b>18.85</b>
<b>CCI Permanency Outcomes</b>				
Placement Stability	89%	100%	15	15.00
<b>Permanency Sub-Total</b>			<b>15</b>	<b>15.00</b>
<b>CCI Well-Being Outcomes</b>				
EPSDT Medical Visits	94%	65%	4	2.60
EPSDT Dental Visits	89%	76%	4	3.04
Academic Supports	78%	96%	3	2.88
Provider ECEM Visits	68%	45%	7	3.15
Provider General Contacts	67%	18%	7	1.26
Placements with Siblings	37%	Not Eligible	Not Scored	Not Scored
Placements within Legal County	15%	0%	Not Scored	Not Scored
<b>Well-Being Sub-Total</b>			<b>25</b>	<b>12.93</b>
*Performance calculation descriptions can be found in the FY 2019 RBWO PBP Measurements and Standards Guide.				

<b>Monitoring &amp; Outcomes: Possible Points = 100</b>		<b>Points Earned = 78.45</b>	
<b>Score Before Incentives Credit</b>			<b>78.45%</b>
<b>Incentives Awarded</b>			<b>10.00 pts</b>
<b>PBP Verification</b>			<b>N/A pts</b>
<b>Total Score</b>			<b>88.45%</b>





**DHS, DFCS, Office of Provider Management**  
**Performance-Based Placement Measures**  
**RBWO Provider GA+SCORECARD - CCI**  
**Report Quarter: Q2 FY2019**



**Provider/Program Name: Kidspeace - Bowdon Residential Campus (715) - CCI**

Program Census Information:		# Children in Care During Quarter: 20	# Placements During Quarter: 20	# Children in Care On Last Day: 14
CCI Incentive Credits	Avg Performance All CCIs (Points)	Provider Performance (%)*	Possible Points (Weight)	Provider Points Earned
Early EPSDT Medical Visits		25%	2	0.50
Early EPSDT Dental Visits		50%	2	1.00
Permanency Contacts		7%	5	0.35
Additional Academic Supports		9%	2	0.18
HS Grad/GED/Prof or Trade Certificate/College		N/A	10/5/5/1	
EYSS Agreement		Not Eligible	5	
Community Connections		0%	4	0.00
Active Agency Accreditation		100%	4	4.00
Staff Clinical Licensure		0%	5	0.00
Behavior Management (threshold = 0)		100%	4	4.00
<b>Incentives Total</b>	<b>8.28</b>			<b>10.03</b>
Maximum total combined incentive credit allowed is 10 points.			<b>Incentives Awarded</b>	<b>10.00</b>

\*Performance calculation descriptions can be found in the FY 2019 RBWO PBP Measurements and Standards Guide.

**Child Protective Services Investigations and Dispositions**

The following investigations data, which is not used for scoring but is considered significant to a provider's performance, is from Georgia SHINES and is not considered final or complete until the end of the fiscal year.

Total Reports:	5
Number Screened In:	3
Number Screened Out:	2
Number Substantiated:	0
Number Unsubstantiated:	2
Number Active CPS Investigations:	1



# Performance-Based Placement Measures

## RBWO Provider GA+SCORECARD - CCI

Report Quarter: Q2 FY2019

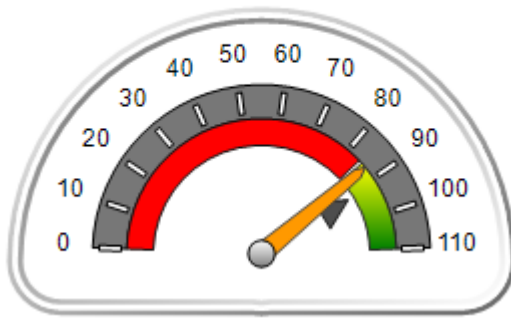
**Provider/Program Name: LDL & C Enterprise (formerly Beth-Ester Ministries) - dba Restoration House 1 (817) - CCI**

53 Poplar St., Newnan, GA 30263	Quarterly Scores (Grades)		Current Quarter Score (Grade)
Phone: 678-423-4193	Q1: 90.68 (A-)	Q2: 86.43 (B)	<b>86.43%</b> <b>(B)</b>
Vendor ID# 150313	Q3: N/A	Q4: N/A	
Program Census Information:	# Children in Care During Quarter: 8	# Placements During Quarter: 8	# Children in Care On Last Day: 5

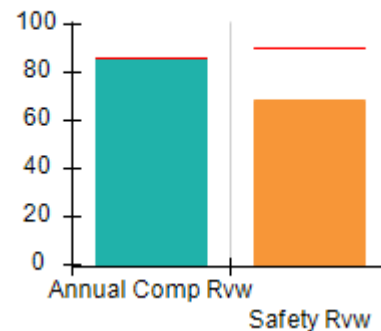
### Quarterly Provider Comparisons to All CCIs

indicates average for all CCIs

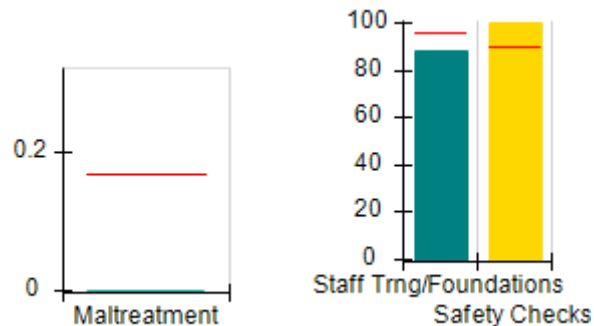
Overall Score (%)



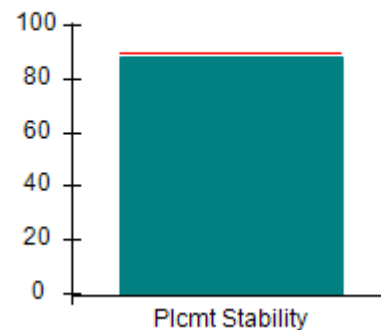
OPM Monitoring Reviews (%)



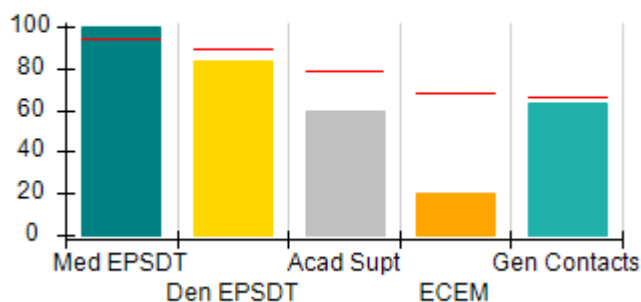
Safety Outcomes (%)



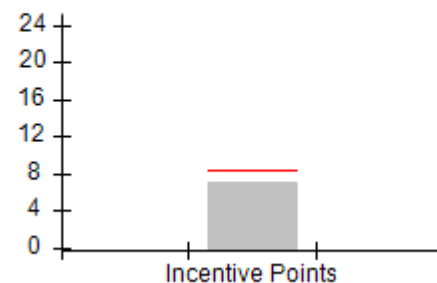
Permanency Outcomes (%)



Well-Being Outcomes (%)



Incentives Earned (Points)





## Performance-Based Placement Measures

### RBWO Provider GA+SCORECARD - CCI

Report Quarter: Q2 FY2019

<b>Provider/Program Name: LDL &amp; C Enterprise (formerly Beth-Ester Ministries) - dba Restoration House 1 (817) - CCI</b>				
<b>53 Poplar St., Newnan, GA 30263</b>		<b>Quarterly Scores (Grades)</b>		<b>Current Quarter Score (Grade)</b>
<b>Phone: 678-423-4193</b>		<b>Q1: 90.68 (A-)</b>	<b>Q2: 86.43 (B)</b>	<b>86.43% (B)</b>
<b>Vendor ID# 150313</b>		<b>Q3: N/A</b>	<b>Q4: N/A</b>	
Program Census Information:		# Children in Care During Quarter: 8	# Placements During Quarter: 8	# Children in Care On Last Day: 5
	<b>Avg Performance All CCIs (%)</b>	<b>Provider Performance (%)*</b>	<b>Possible Points (Weight)</b>	<b>Provider Points Earned</b>
<b>OPM Monitoring Reviews</b>				
Annual Comprehensive Reviews	86%	86%	25	21.51
Safety Reviews	91%	68%	15	10.25
<b>Monitoring Sub-Total</b>			<b>40</b>	<b>31.76</b>
<b>CCI Safety Outcomes</b>				
Incidence of Maltreatment	0.17%	No Substantiated Reports	10	10.00
Staff Training/Foundations	95%	88%	5	4.40
Staff Safety Checks	90%	100%	5	5.00
<b>Safety Sub-Total</b>			<b>20</b>	<b>19.40</b>
<b>CCI Permanency Outcomes</b>				
Placement Stability	89%	88%	15	13.20
<b>Permanency Sub-Total</b>			<b>15</b>	<b>13.20</b>
<b>CCI Well-Being Outcomes</b>				
EPSDT Medical Visits	94%	100%	4	4.00
EPSDT Dental Visits	89%	83%	4	3.32
Academic Supports	78%	60%	3	1.80
Provider ECEM Visits	68%	20%	7	1.40
Provider General Contacts	67%	63%	7	4.41
Placements with Siblings	37%	Not Eligible	Not Scored	Not Scored
Placements within Legal County	15%	0%	Not Scored	Not Scored
<b>Well-Being Sub-Total</b>			<b>25</b>	<b>14.93</b>
*Performance calculation descriptions can be found in the FY 2019 RBWO PBP Measurements and Standards Guide.				

<b>Monitoring &amp; Outcomes: Possible Points = 100</b>	<b>Points Earned = 79.29</b>
<b>Score Before Incentives Credit</b>	<b>79.29%</b>
<b>Incentives Awarded</b>	<b>7.14 pts</b>
<b>PBP Verification</b>	<b>N/A pts</b>
<b>Total Score</b>	<b>86.43%</b>



DHS, DFCS, Office of Provider Management  
**Performance-Based Placement Measures**  
**RBWO Provider GA+SCORECARD - CCI**



Report Quarter: Q2 FY2019

**Provider/Program Name: LDL & C Enterprise (formerly Beth-Ester Ministries) - dba Restoration House 1 (817) - CCI**

Program Census Information:		# Children in Care During Quarter: 8	# Placements During Quarter: 8	# Children in Care On Last Day: 5
CCI Incentive Credits	Avg Performance All CCIs (Points)	Provider Performance (%)*	Possible Points (Weight)	Provider Points Earned
Early EPSDT Medical Visits		100%	2	2.00
Early EPSDT Dental Visits		50%	2	1.00
Permanency Contacts		None Planned	5	
Additional Academic Supports		7%	2	0.14
HS Grad/GED/Prof or Trade Certificate/College		N/A	10/5/5/1	
EYSS Agreement		Not Eligible	5	
Community Connections		0%	4	0.00
Active Agency Accreditation		0%	4	0.00
Staff Clinical Licensure		0%	5	0.00
Behavior Management (threshold = 0)		100%	4	4.00
<b>Incentives Total</b>	<b>8.28</b>			<b>7.14</b>
Maximum total combined incentive credit allowed is 10 points.			<b>Incentives Awarded</b>	<b>7.14</b>

\*Performance calculation descriptions can be found in the FY 2019 RBWO PBP Measurements and Standards Guide.

### Child Protective Services Investigations and Dispositions

The following investigations data, which is not used for scoring but is considered significant to a provider's performance, is from Georgia SHINES and is not considered final or complete until the end of the fiscal year.

Total Reports:	0	
Number Screened In:	0	
Number Screened Out:	0	
Number Substantiated:	0	
Number Unsubstantiated:	0	
Number Active CPS Investigations:	0	



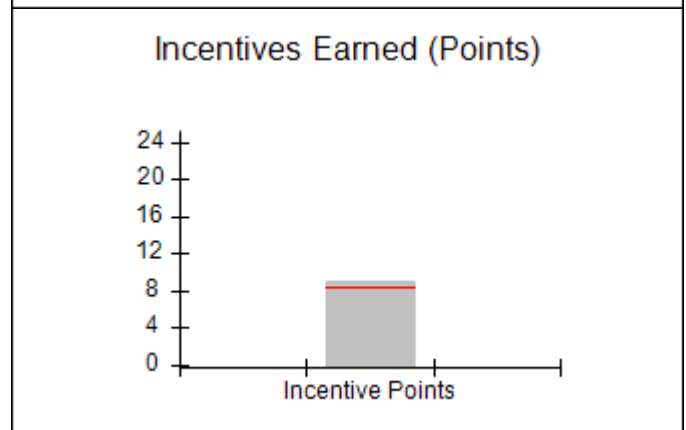
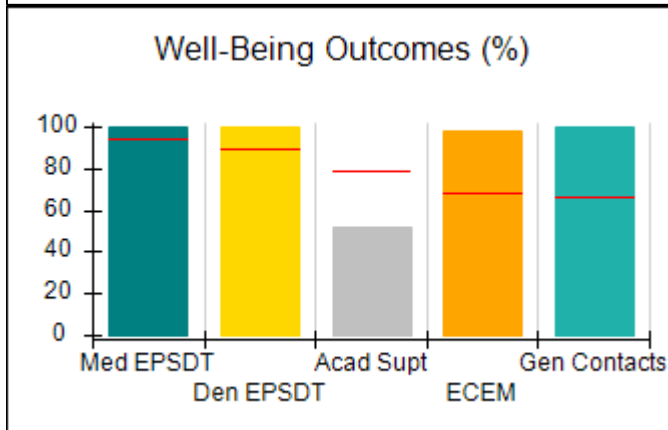
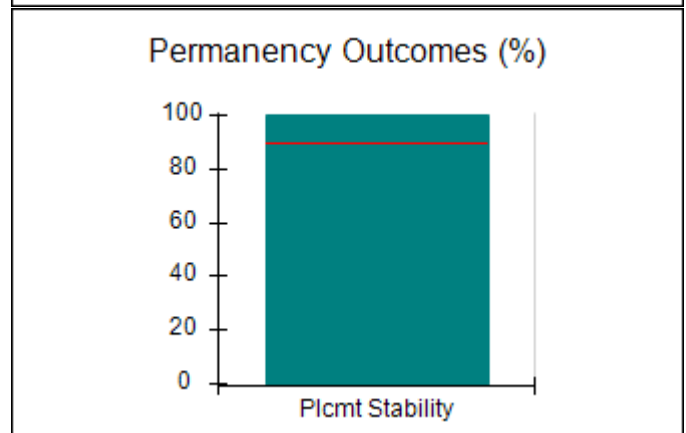
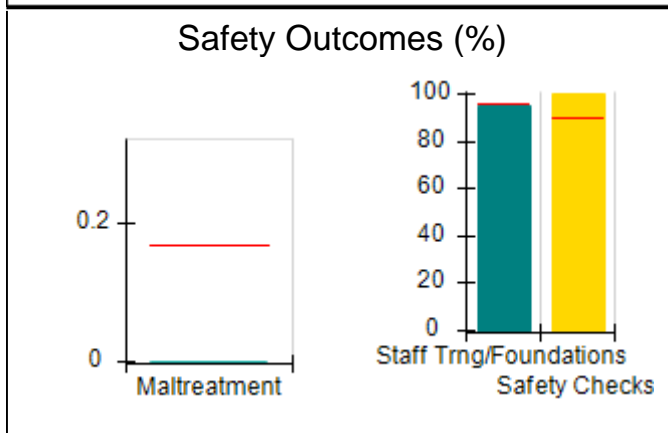
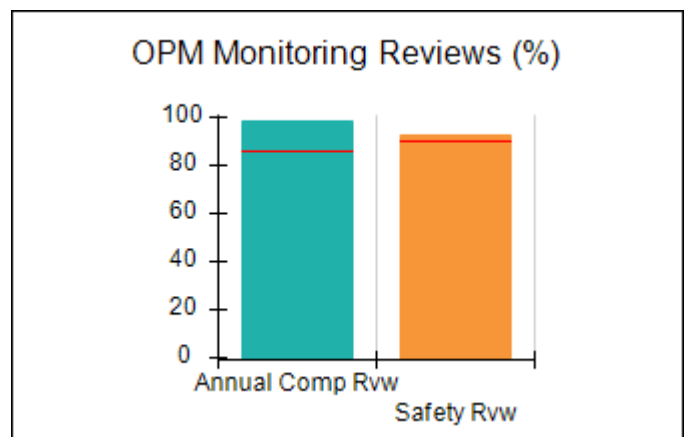
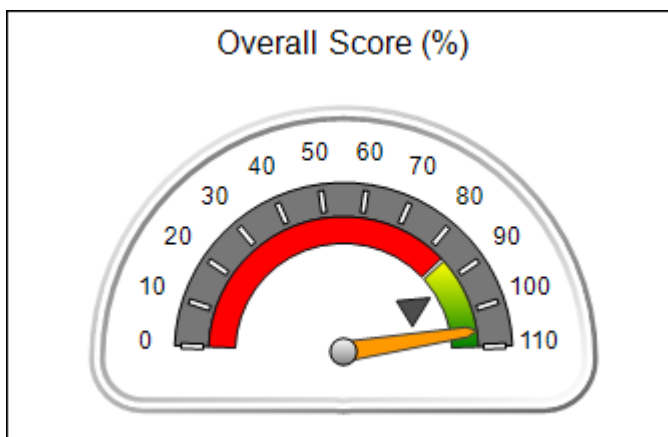
**DHS, DFCS, Office of Provider Management**  
**Performance-Based Placement Measures**  
**RBWO Provider GA+SCORECARD - CCI**



**Report Quarter: Q2 FY2019**

Provider/Program Name: Liberty County Children's Home - dba Gabriel's House (725) - CCI			
6145 E. Oglethorpe Highway, Midway, GA 31320	Quarterly Scores (Grades)		Current Quarter Score (Grade)
Phone: 912-884-4593	Q1: 106.75 (A+)	Q2: 105.64 (A+)	<b>105.64%</b> <b>(A+)</b>
Vendor ID# 35444	Q3: N/A	Q4: N/A	
Program Census Information:	# Children in Care During Quarter: 18	# Placements During Quarter: 18	# Children in Care On Last Day: 13
Quarterly Provider Comparisons to All CCIs			

▼ — indicates average for all CCIs





# Performance-Based Placement Measures RBWO Provider GA+SCORECARD - CCI

Report Quarter: Q2 FY2019

## Provider/Program Name: Liberty County Children's Home - dba Gabriel's House (725) - CCI

6145 E. Oglethorpe Highway, Midway, GA 31320	Quarterly Scores (Grades)		Current Quarter Score (Grade)
Phone: 912-884-4593	Q1: 106.75 (A+)	Q2: 105.64 (A+)	<b>105.64% (A+)</b>
Vendor ID# 35444	Q3: N/A	Q4: N/A	

Program Census Information:	# Children in Care During Quarter: 18	# Placements During Quarter: 18	# Children in Care On Last Day: 13
-----------------------------	---------------------------------------	---------------------------------	------------------------------------

	Avg Performance All CCIs (%)	Provider Performance (%)*	Possible Points (Weight)	Provider Points Earned
--	------------------------------	---------------------------	--------------------------	------------------------

### OPM Monitoring Reviews

Annual Comprehensive Reviews	86%	99%	25	24.70
Safety Reviews	91%	93%	15	13.88
<b>Monitoring Sub-Total</b>			<b>40</b>	<b>38.57</b>

### CCI Safety Outcomes

Incidence of Maltreatment	0.17%	No Substantiated Reports	10	10.00
Staff Training/Foundations	95%	95%	5	4.75
Staff Safety Checks	90%	100%	5	5.00
<b>Safety Sub-Total</b>			<b>20</b>	<b>19.75</b>

### CCI Permanency Outcomes

Placement Stability	89%	100%	15	15.00
<b>Permanency Sub-Total</b>			<b>15</b>	<b>15.00</b>

### CCI Well-Being Outcomes

EPSDT Medical Visits	94%	100%	4	4.00
EPSDT Dental Visits	89%	100%	4	4.00
Academic Supports	78%	52%	3	1.56
Provider ECEM Visits	68%	98%	7	6.86
Provider General Contacts	67%	100%	7	7.00
Placements with Siblings	37%	77%	Not Scored	Not Scored
Placements within Legal County	15%	50%	Not Scored	Not Scored
<b>Well-Being Sub-Total</b>			<b>25</b>	<b>23.42</b>

\*Performance calculation descriptions can be found in the FY 2019 RBWO PBP Measurements and Standards Guide.

<b>Monitoring &amp; Outcomes: Possible Points = 100</b>	<b>Points Earned = 96.74</b>
<b>Score Before Incentives Credit</b>	<b>96.74%</b>
<b>Incentives Awarded</b>	<b>8.90 pts</b>
<b>PBP Verification</b>	<b>N/A pts</b>
<b>Total Score</b>	<b>105.64%</b>



**DHS, DFCS, Office of Provider Management**  
**Performance-Based Placement Measures**  
**RBWO Provider GA+SCORECARD - CCI**



**Report Quarter: Q2 FY2019**

**Provider/Program Name: Liberty County Children's Home - dba Gabriel's House (725) - CCI**

Program Census Information:		# Children in Care During Quarter: 18	# Placements During Quarter: 18	# Children in Care On Last Day: 13
CCI Incentive Credits	Avg Performance All CCIs (Points)	Provider Performance (%)*	Possible Points (Weight)	Provider Points Earned
Early EPSDT Medical Visits		100%	2	2.00
Early EPSDT Dental Visits		100%	2	2.00
Permanency Contacts		None Planned	5	
Additional Academic Supports		45%	2	0.90
HS Grad/GED/Prof or Trade Certificate/College		N/A	10/5/5/1	
EYSS Agreement		Not Eligible	5	
Community Connections		0%	4	0.00
Active Agency Accreditation		0%	4	0.00
Staff Clinical Licensure		0%	5	0.00
Behavior Management (threshold = 0)		100%	4	4.00
<b>Incentives Total</b>	<b>8.28</b>			<b>8.90</b>
Maximum total combined incentive credit allowed is 10 points.			<b>Incentives Awarded</b>	<b>8.90</b>

\*Performance calculation descriptions can be found in the FY 2019 RBWO PBP Measurements and Standards Guide.

**Child Protective Services Investigations and Dispositions**

The following investigations data, which is not used for scoring but is considered significant to a provider's performance, is from Georgia SHINES and is not considered final or complete until the end of the fiscal year.

Total Reports:	0
Number Screened In:	0
Number Screened Out:	0
Number Substantiated:	0
Number Unsubstantiated:	0
Number Active CPS Investigations:	0



**DHS, DFCS, Office of Provider Management**  
**Performance-Based Placement Measures**  
**RBWO Provider GA+SCORECARD - CCI**



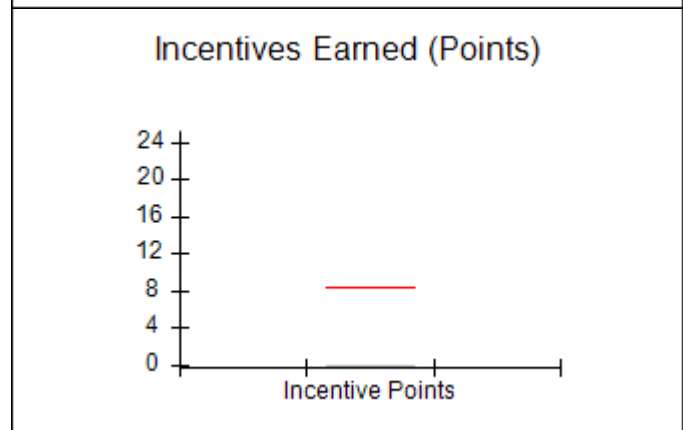
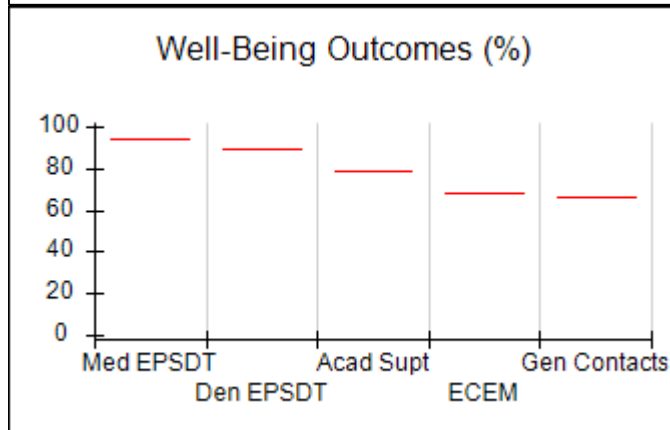
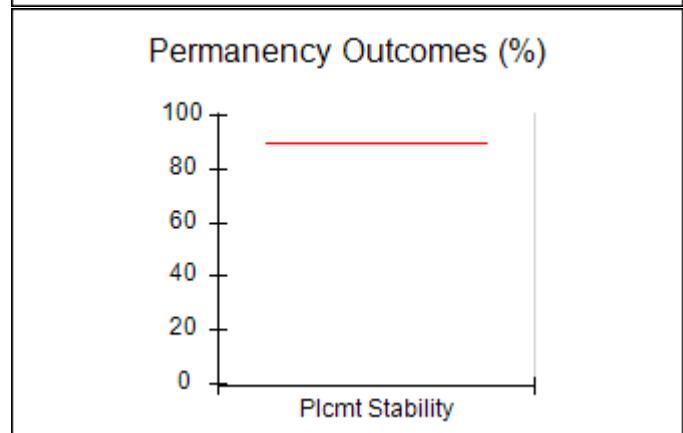
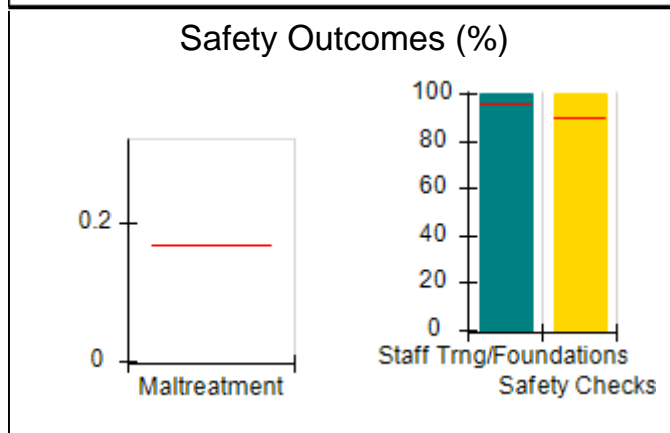
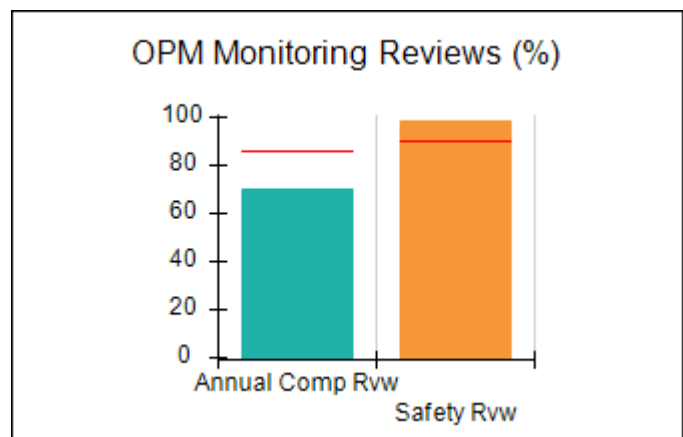
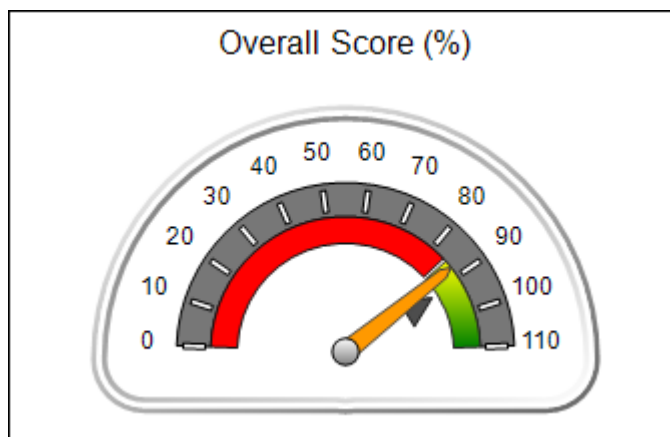
**Report Quarter: Q2 FY2019**

**Provider/Program Name: Light of Hope and Love Ministry, Inc. - Heritage House (5143) - CCI**

3117 Macedonia Court, Powder Springs, GA 30127	Quarterly Scores (Grades)		Current Quarter Score (Grade)
Phone: 770-906-1190	Q1: 84.83 (B)	Q2: 87.17 (B+)	<b>87.17%</b> <b>(B+)</b>
Vendor ID# 115384	Q3: N/A	Q4: N/A	
Program Census Information:	# Children in Care During Quarter: 0	# Placements During Quarter: 0	# Children in Care On Last Day: 0

**Quarterly Provider Comparisons to All CCIs**

▼ — indicates average for all CCIs







# Performance-Based Placement Measures

## RBWO Provider GA+SCORECARD - CCI

Report Quarter: Q2 FY2019

### Provider/Program Name: Light of Hope and Love Ministry, Inc. - Heritage House (5143) - CCI

3117 Macedonia Court, Powder Springs, GA 30127		Quarterly Scores (Grades)		Current Quarter Score (Grade)
Phone: 770-906-1190		Q1: 84.83 (B)	Q2: 87.17 (B+)	<b>87.17%</b> <b>(B+)</b>
Vendor ID# 115384		Q3: N/A	Q4: N/A	
Program Census Information:		# Children in Care During Quarter: 0	# Placements During Quarter: 0	# Children in Care On Last Day: 0
	Avg Performance All CCIs (%)	Provider Performance (%)*	Possible Points (Weight)	Provider Points Earned
<b>OPM Monitoring Reviews</b>				
Annual Comprehensive Reviews	86%	70%	25	17.49
Safety Reviews	91%	99%	15	14.81
<b>Monitoring Sub-Total</b>			<b>40</b>	<b>32.30</b>
<b>CCI Safety Outcomes</b>				
Incidence of Maltreatment	0.17%	Not Eligible		
Staff Training/Foundations	95%	100%	10	10.00
Staff Safety Checks	90%	100%	10	10.00
<b>Safety Sub-Total</b>			<b>20</b>	<b>20.00</b>
<b>CCI Permanency Outcomes</b>				
Placement Stability	89%	Not Eligible		
<b>Permanency Sub-Total</b>			<b>N/A</b>	
<b>CCI Well-Being Outcomes</b>				
EPSDT Medical Visits	94%	Not Eligible		
EPSDT Dental Visits	89%	Not Eligible		
Academic Supports	78%	Not Eligible		
Provider ECEM Visits	68%	Not Eligible		
Provider General Contacts	67%	Not Eligible		
Placements with Siblings	37%	Not Eligible	Not Scored	Not Scored
Placements within Legal County	15%	Not Eligible	Not Scored	Not Scored
<b>Well-Being Sub-Total</b>			<b>N/A</b>	

\*Performance calculation descriptions can be found in the FY 2019 RBWO PBP Measurements and Standards Guide.

<b>Monitoring &amp; Outcomes: Possible Points = 60</b>		<b>Points Earned = 52.30</b>	
<b>Score Before Incentives Credit</b>			<b>87.17%</b>
<b>Incentives Awarded</b>			<b>0.00 pts</b>
<b>PBP Verification</b>			<b>N/A pts</b>
<b>Total Score</b>			<b>87.17%</b>



**DHS, DFCS, Office of Provider Management**  
**Performance-Based Placement Measures**  
**RBWO Provider GA+SCORECARD - CCI**



**Report Quarter: Q2 FY2019**

**Provider/Program Name: Light of Hope and Love Ministry, Inc. - Heritage House (5143) - CCI**

Program Census Information:		# Children in Care During Quarter: 0	# Placements During Quarter: 0	# Children in Care On Last Day: 0
CCI Incentive Credits	Avg Performance All CCIs (Points)	Provider Performance (%)*	Possible Points (Weight)	Provider Points Earned
Early EPSDT Medical Visits		Not Eligible	2	
Early EPSDT Dental Visits		Not Eligible	2	
Permanency Contacts		None Planned	5	
Additional Academic Supports		Not Eligible	2	
HS Grad/GED/Prof or Trade Certificate/College		N/A	10/5/5/1	
EYSS Agreement		Not Eligible	5	
Community Connections		Not Eligible	4	
Active Agency Accreditation		0%	4	0.00
Staff Clinical Licensure		0%	5	0.00
Behavior Management (threshold = 0)		0%	4	
<b>Incentives Total</b>	<b>8.28</b>			<b>0.00</b>
Maximum total combined incentive credit allowed is 10 points.			<b>Incentives Awarded</b>	<b>0.00</b>

\*Performance calculation descriptions can be found in the FY 2019 RBWO PBP Measurements and Standards Guide.

**Child Protective Services Investigations and Dispositions**

The following investigations data, which is not used for scoring but is considered significant to a provider's performance, is from Georgia SHINES and is not considered final or complete until the end of the fiscal year.

Total Reports:	0
Number Screened In:	0
Number Screened Out:	0
Number Substantiated:	0
Number Unsubstantiated:	0
Number Active CPS Investigations:	0



**DHS, DFCS, Office of Provider Management**  
**Performance-Based Placement Measures**  
**RBWO Provider GA+SCORECARD - CCI**



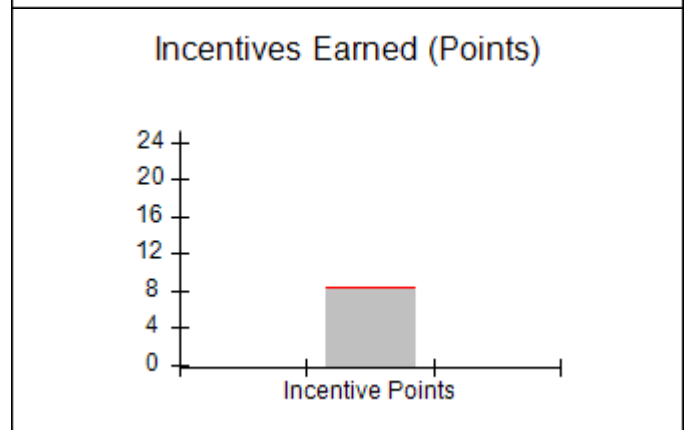
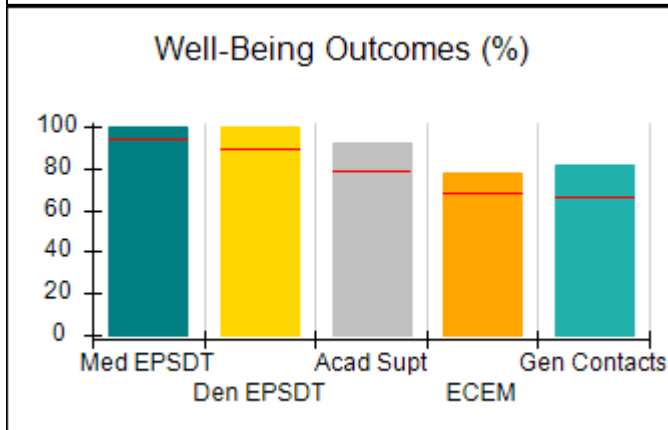
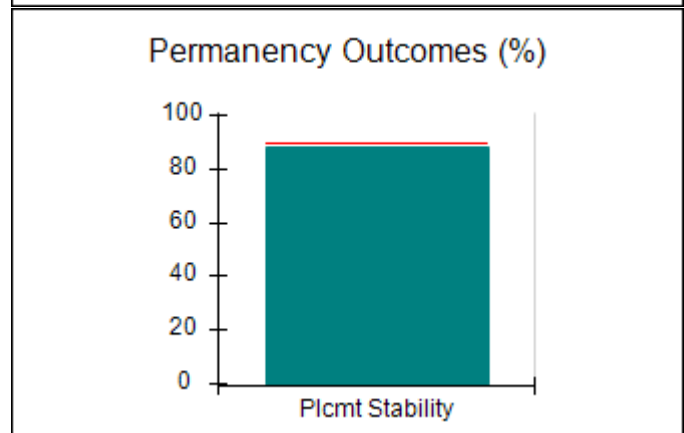
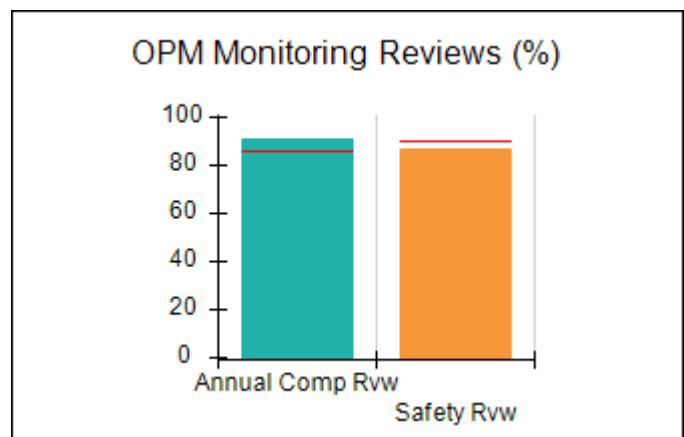
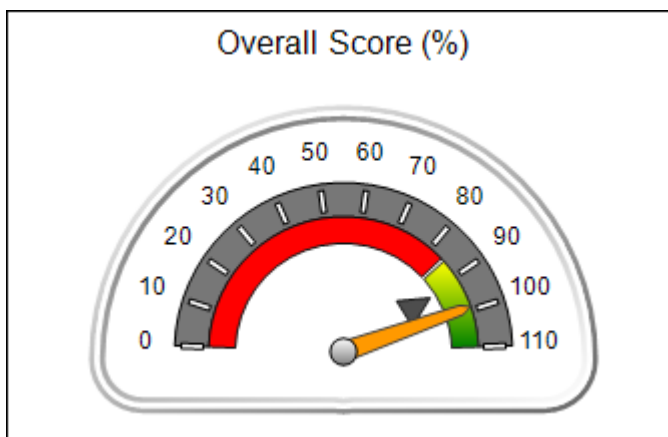
**Report Quarter: Q2 FY2019**

**Provider/Program Name: Little Debbie's Second Chance Home, Inc. - (formerly Celine's Place) (884) - CCI**

1768 Young Rd., Stone Mountain, GA 30058	Quarterly Scores (Grades)		Current Quarter Score (Grade)
Phone: 404-296-1311	Q1: 99.26 (A+)	Q2: 99.13 (A+)	<b>99.13%</b> <b>(A+)</b>
Vendor ID# 35260	Q3: N/A	Q4: N/A	
Program Census Information:	# Children in Care During Quarter: 8	# Placements During Quarter: 8	# Children in Care On Last Day: 4

**Quarterly Provider Comparisons to All CCIs**

▼ — indicates average for all CCIs





DHS, DFCS, Office of Provider Management  
**Performance-Based Placement Measures**  
**RBWO Provider GA+SCORECARD - CCI**



Report Quarter: Q2 FY2019

**Provider/Program Name: Little Debbie's Second Chance Home, Inc. - (formerly Celine's Place) (884) - CCI**

1768 Young Rd., Stone Mountain, GA 30058	Quarterly Scores (Grades)		Current Quarter Score (Grade)
Phone: 404-296-1311	Q1: 99.26 (A+)	Q2: 99.13 (A+)	<b>99.13% (A+)</b>
Vendor ID# 35260	Q3: N/A	Q4: N/A	

Program Census Information:	# Children in Care During Quarter: 8	# Placements During Quarter: 8	# Children in Care On Last Day: 4
-----------------------------	--------------------------------------	--------------------------------	-----------------------------------

	Avg Performance All CCIs (%)	Provider Performance (%)*	Possible Points (Weight)	Provider Points Earned
--	------------------------------	---------------------------	--------------------------	------------------------

**OPM Monitoring Reviews**

Annual Comprehensive Reviews	86%	91%	25	22.68
Safety Reviews	91%	87%	15	13.07
<b>Monitoring Sub-Total</b>			<b>40</b>	<b>35.75</b>

**CCI Safety Outcomes**

Incidence of Maltreatment	0.17%	No Substantiated Reports	10	10.00
Staff Training/Foundations	95%	100%	5	5.00
Staff Safety Checks	90%	100%	5	5.00
<b>Safety Sub-Total</b>			<b>20</b>	<b>20.00</b>

**CCI Permanency Outcomes**

Placement Stability	89%	88%	15	13.20
<b>Permanency Sub-Total</b>			<b>15</b>	<b>13.20</b>

**CCI Well-Being Outcomes**

EPSDT Medical Visits	94%	100%	4	4.00
EPSDT Dental Visits	89%	100%	4	4.00
Academic Supports	78%	92%	3	2.76
Provider ECEM Visits	68%	78%	7	5.46
Provider General Contacts	67%	82%	7	5.74
Placements with Siblings	37%	0%	Not Scored	Not Scored
Placements within Legal County	15%	50%	Not Scored	Not Scored
<b>Well-Being Sub-Total</b>			<b>25</b>	<b>21.96</b>

\*Performance calculation descriptions can be found in the FY 2019 RBWO PBP Measurements and Standards Guide.

<b>Monitoring &amp; Outcomes: Possible Points = 100</b>	<b>Points Earned = 90.91</b>
<b>Score Before Incentives Credit</b>	<b>90.91%</b>
<b>Incentives Awarded</b>	<b>8.22 pts</b>
<b>PBP Verification</b>	<b>N/A pts</b>
<b>Total Score</b>	<b>99.13%</b>



**DHS, DFCS, Office of Provider Management**  
**Performance-Based Placement Measures**  
**RBWO Provider GA+SCORECARD - CCI**



**Report Quarter: Q2 FY2019**

**Provider/Program Name: Little Debbie's Second Chance Home, Inc. - (formerly Celine's Place) (884) - CCI**

Program Census Information:		# Children in Care During Quarter: 8	# Placements During Quarter: 8	# Children in Care On Last Day: 4
CCI Incentive Credits	Avg Performance All CCIs (Points)	Provider Performance (%)*	Possible Points (Weight)	Provider Points Earned
Early EPSDT Medical Visits		100%	2	2.00
Early EPSDT Dental Visits		Not Eligible	2	
Permanency Contacts		None Planned	5	
Additional Academic Supports		11%	2	0.22
HS Grad/GED/Prof or Trade Certificate/College		N/A	10/5/5/1	
EYSS Agreement		Not Eligible	5	
Community Connections		0%	4	0.00
Active Agency Accreditation		50%	4	2.00
Staff Clinical Licensure		0%	5	0.00
Behavior Management (threshold = 0)		100%	4	4.00
<b>Incentives Total</b>	<b>8.28</b>			<b>8.22</b>
Maximum total combined incentive credit allowed is 10 points.			<b>Incentives Awarded</b>	<b>8.22</b>

\*Performance calculation descriptions can be found in the FY 2019 RBWO PBP Measurements and Standards Guide.

**Child Protective Services Investigations and Dispositions**

The following investigations data, which is not used for scoring but is considered significant to a provider's performance, is from Georgia SHINES and is not considered final or complete until the end of the fiscal year.

Total Reports:	0	
Number Screened In:	0	
Number Screened Out:	0	
Number Substantiated:	0	
Number Unsubstantiated:	0	
Number Active CPS Investigations:	0	



DHS, DFCS, Office of Provider Management

## Performance-Based Placement Measures

### RBWO Provider GA+SCORECARD - CCI



Report Quarter: Q2 FY2019

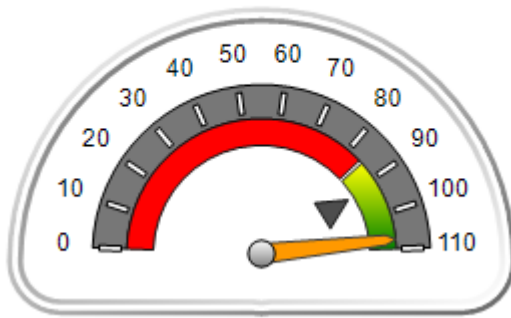
**Provider/Program Name: Little Debbie's Second Chance Home, Inc. - Boyz2Men (1042) - CCI**

5224 Shawn Lane, Stone Mountain, GA 30088	Quarterly Scores (Grades)		Current Quarter Score (Grade)
Phone: 404-296-1311	Q1: 99.68 (A+)	Q2: 107.40 (A+)	<b>107.40%</b> <b>(A+)</b>
Vendor ID# 73965	Q3: N/A	Q4: N/A	
Program Census Information:	# Children in Care During Quarter: 6	# Placements During Quarter: 6	# Children in Care On Last Day: 5

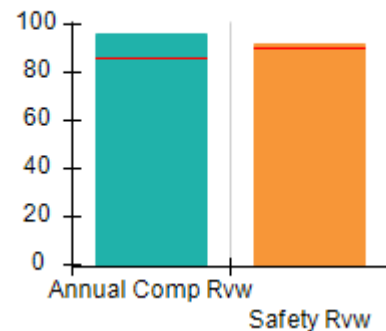
### Quarterly Provider Comparisons to All CCIs

▼ — indicates average for all CCIs

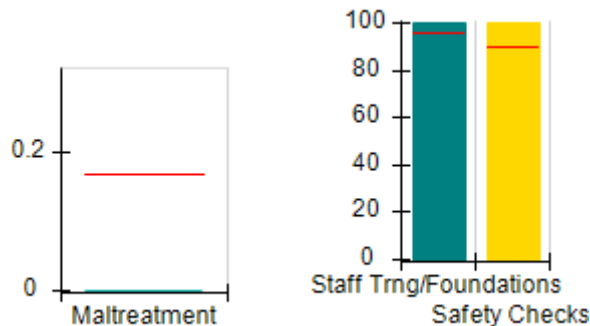
Overall Score (%)



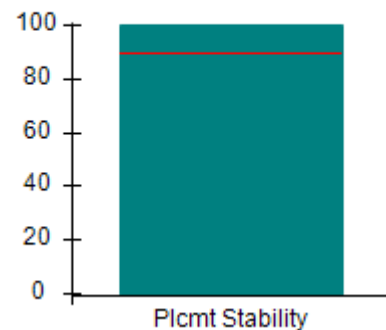
OPM Monitoring Reviews (%)



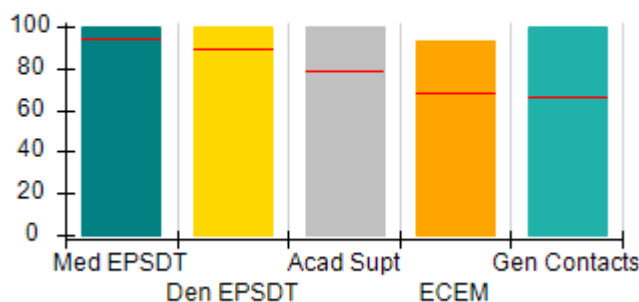
Safety Outcomes (%)



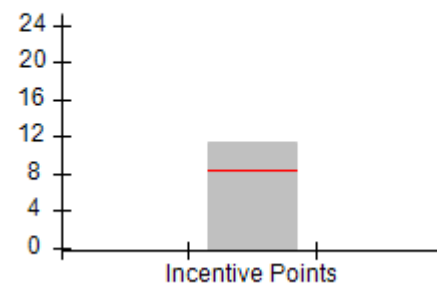
Permanency Outcomes (%)



Well-Being Outcomes (%)



Incentives Earned (Points)





# Performance-Based Placement Measures

## RBWO Provider GA+SCORECARD - CCI

Report Quarter: Q2 FY2019

**Provider/Program Name: Little Debbie's Second Chance Home, Inc. - Boyz2Men (1042) - CCI**

5224 Shawn Lane, Stone Mountain, GA 30088	Quarterly Scores (Grades)		Current Quarter Score (Grade)
Phone: 404-296-1311	Q1: 99.68 (A+)	Q2: 107.40 (A+)	<b>107.40% (A+)</b>
Vendor ID# 73965	Q3: N/A	Q4: N/A	

Program Census Information:	# Children in Care During Quarter: 6	# Placements During Quarter: 6	# Children in Care On Last Day: 5
-----------------------------	--------------------------------------	--------------------------------	-----------------------------------

	Avg Performance All CCIs (%)	Provider Performance (%)*	Possible Points (Weight)	Provider Points Earned
--	------------------------------	---------------------------	--------------------------	------------------------

**OPM Monitoring Reviews**

Annual Comprehensive Reviews	86%	96%	25	24.09
Safety Reviews	91%	92%	15	13.80
<b>Monitoring Sub-Total</b>			<b>40</b>	<b>37.89</b>

**CCI Safety Outcomes**

Incidence of Maltreatment	0.17%	No Substantiated Reports	10	10.00
Staff Training/Foundations	95%	100%	5	5.00
Staff Safety Checks	90%	100%	5	5.00
<b>Safety Sub-Total</b>			<b>20</b>	<b>20.00</b>

**CCI Permanency Outcomes**

Placement Stability	89%	100%	15	15.00
<b>Permanency Sub-Total</b>			<b>15</b>	<b>15.00</b>

**CCI Well-Being Outcomes**

EPSDT Medical Visits	94%	100%	4	4.00
EPSDT Dental Visits	89%	100%	4	4.00
Academic Supports	78%	100%	3	3.00
Provider ECEM Visits	68%	93%	7	6.51
Provider General Contacts	67%	100%	7	7.00
Placements with Siblings	37%	100%	Not Scored	Not Scored
Placements within Legal County	15%	0%	Not Scored	Not Scored
<b>Well-Being Sub-Total</b>			<b>25</b>	<b>24.51</b>

\*Performance calculation descriptions can be found in the FY 2019 RBWO PBP Measurements and Standards Guide.

<b>Monitoring &amp; Outcomes: Possible Points = 100</b>	<b>Points Earned = 97.40</b>
<b>Score Before Incentives Credit</b>	<b>97.40%</b>
<b>Incentives Awarded</b>	<b>10.00 pts</b>
<b>PBP Verification</b>	<b>N/A pts</b>
<b>Total Score</b>	<b>107.40%</b>



DHS, DFCS, Office of Provider Management  
**Performance-Based Placement Measures**  
**RBWO Provider GA+SCORECARD - CCI**



Report Quarter: Q2 FY2019

**Provider/Program Name: Little Debbie's Second Chance Home, Inc. - Boyz2Men (1042) - CCI**

Program Census Information:		# Children in Care During Quarter: 6	# Placements During Quarter: 6	# Children in Care On Last Day: 5
CCI Incentive Credits	Avg Performance All CCIs (Points)	Provider Performance (%)*	Possible Points (Weight)	Provider Points Earned
Early EPSDT Medical Visits		100%	2	2.00
Early EPSDT Dental Visits		100%	2	2.00
Permanency Contacts		None Planned	5	
Additional Academic Supports		71%	2	1.42
HS Grad/GED/Prof or Trade Certificate/College		N/A	10/5/5/1	
EYSS Agreement		0%	5	0.00
Community Connections		0%	4	0.00
Active Agency Accreditation		50%	4	2.00
Staff Clinical Licensure		0%	5	0.00
Behavior Management (threshold = 0)		100%	4	4.00
<b>Incentives Total</b>	<b>8.28</b>			<b>11.42</b>
Maximum total combined incentive credit allowed is 10 points.			<b>Incentives Awarded</b>	<b>10.00</b>

\*Performance calculation descriptions can be found in the FY 2019 RBWO PBP Measurements and Standards Guide.

**Child Protective Services Investigations and Dispositions**

The following investigations data, which is not used for scoring but is considered significant to a provider's performance, is from Georgia SHINES and is not considered final or complete until the end of the fiscal year.

Total Reports:	0
Number Screened In:	0
Number Screened Out:	0
Number Substantiated:	0
Number Unsubstantiated:	0
Number Active CPS Investigations:	0





DHS, DFCS, Office of Provider Management

## Performance-Based Placement Measures

### RBWO Provider GA+SCORECARD - CCI



Report Quarter: Q2 FY2019

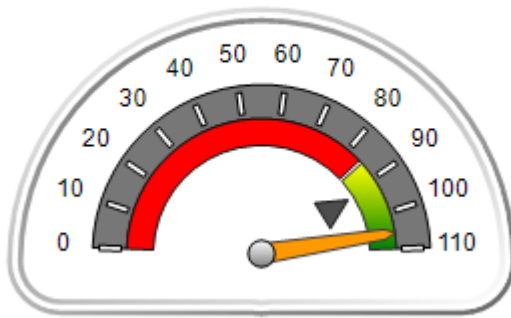
**Provider/Program Name: Little Debbie's Second Chance Home, Inc. - Columbia (5214) - CCI**

1322 Columbia Drive, Decatur, GA 30032	Quarterly Scores (Grades)		Current Quarter Score (Grade)
Phone: 404-296-1311	Q1: 104.51 (A+)	Q2: 105.73 (A+)	<b>105.73%</b> <b>(A+)</b>
Vendor ID# 136089	Q3: N/A	Q4: N/A	
Program Census Information:	# Children in Care During Quarter: 5	# Placements During Quarter: 5	# Children in Care On Last Day: 5

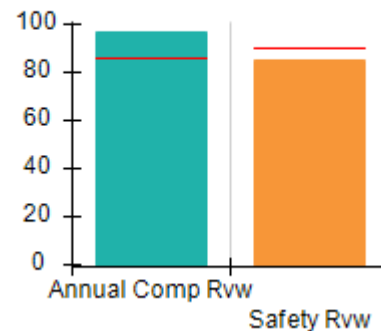
### Quarterly Provider Comparisons to All CCIs

▼ — indicates average for all CCIs

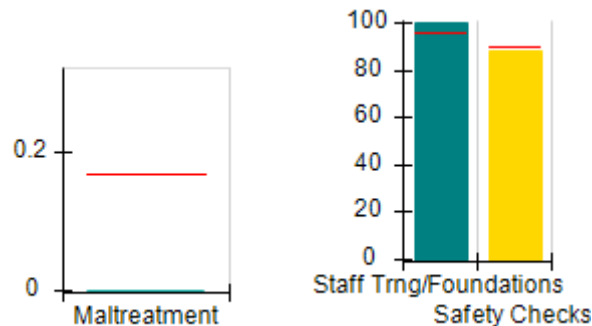
Overall Score (%)



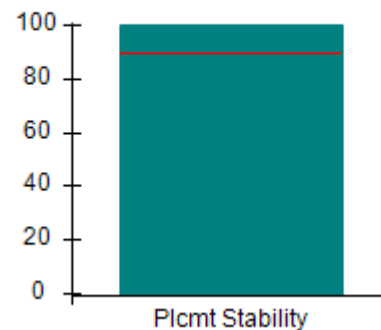
OPM Monitoring Reviews (%)



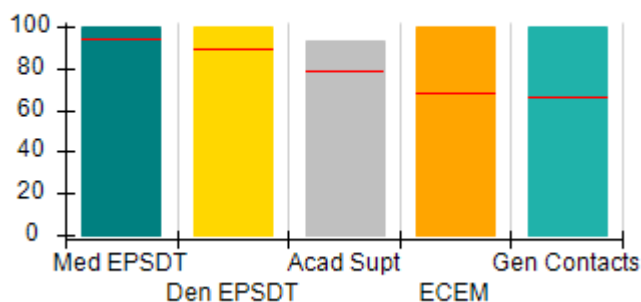
Safety Outcomes (%)



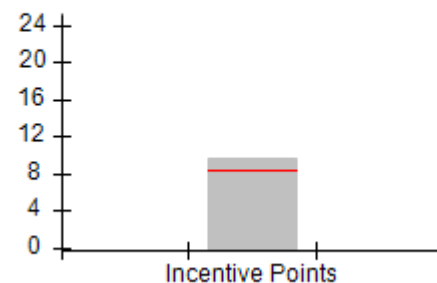
Permanency Outcomes (%)



Well-Being Outcomes (%)



Incentives Earned (Points)





# Performance-Based Placement Measures

## RBWO Provider GA+SCORECARD - CCI

Report Quarter: Q2 FY2019

### Provider/Program Name: Little Debbie's Second Chance Home, Inc. - Columbia (5214) - CCI

1322 Columbia Drive, Decatur, GA 30032	Quarterly Scores (Grades)		Current Quarter Score (Grade)
Phone: 404-296-1311	Q1: 104.51 (A+)	Q2: 105.73 (A+)	105.73% (A+)
Vendor ID# 136089	Q3: N/A	Q4: N/A	

Program Census Information:	# Children in Care During Quarter: 5	# Placements During Quarter: 5	# Children in Care On Last Day: 5
-----------------------------	--------------------------------------	--------------------------------	-----------------------------------

	Avg Performance All CCIs (%)	Provider Performance (%)*	Possible Points (Weight)	Provider Points Earned
--	------------------------------	---------------------------	--------------------------	------------------------

#### OPM Monitoring Reviews

Annual Comprehensive Reviews	86%	97%	25	24.21
Safety Reviews	91%	85%	15	12.72
<b>Monitoring Sub-Total</b>			<b>40</b>	<b>36.94</b>

#### CCI Safety Outcomes

Incidence of Maltreatment	0.17%	No Substantiated Reports	10	10.00
Staff Training/Foundations	95%	100%	5	5.00
Staff Safety Checks	90%	88%	5	4.40
<b>Safety Sub-Total</b>			<b>20</b>	<b>19.40</b>

#### CCI Permanency Outcomes

Placement Stability	89%	100%	15	15.00
<b>Permanency Sub-Total</b>			<b>15</b>	<b>15.00</b>

#### CCI Well-Being Outcomes

EPSDT Medical Visits	94%	100%	4	4.00
EPSDT Dental Visits	89%	100%	4	4.00
Academic Supports	78%	93%	3	2.79
Provider ECEM Visits	68%	100%	7	7.00
Provider General Contacts	67%	100%	7	7.00
Placements with Siblings	37%	Not Eligible	Not Scored	Not Scored
Placements within Legal County	15%	Not Eligible	Not Scored	Not Scored
<b>Well-Being Sub-Total</b>			<b>25</b>	<b>24.79</b>

\*Performance calculation descriptions can be found in the FY 2019 RBWO PBP Measurements and Standards Guide.

<b>Monitoring &amp; Outcomes: Possible Points = 100</b>	<b>Points Earned = 96.13</b>
<b>Score Before Incentives Credit</b>	<b>96.13%</b>
<b>Incentives Awarded</b>	<b>9.60 pts</b>
<b>PBP Verification</b>	<b>N/A pts</b>
<b>Total Score</b>	<b>105.73%</b>



**DHS, DFCS, Office of Provider Management**  
**Performance-Based Placement Measures**  
**RBWO Provider GA+SCORECARD - CCI**



**Report Quarter: Q2 FY2019**

**Provider/Program Name: Little Debbie's Second Chance Home, Inc. - Columbia (5214) - CCI**

Program Census Information:		# Children in Care During Quarter: 5	# Placements During Quarter: 5	# Children in Care On Last Day: 5
CCI Incentive Credits	Avg Performance All CCIs (Points)	Provider Performance (%)*	Possible Points (Weight)	Provider Points Earned
Early EPSDT Medical Visits		Not Eligible	2	
Early EPSDT Dental Visits		100%	2	2.00
Permanency Contacts		None Planned	5	
Additional Academic Supports		80%	2	1.60
HS Grad/GED/Prof or Trade Certificate/College		N/A	10/5/5/1	
EYSS Agreement		Not Eligible	5	
Community Connections		0%	4	0.00
Active Agency Accreditation		50%	4	2.00
Staff Clinical Licensure		0%	5	0.00
Behavior Management (threshold = 0)		100%	4	4.00
<b>Incentives Total</b>	<b>8.28</b>			<b>9.60</b>
Maximum total combined incentive credit allowed is 10 points.			<b>Incentives Awarded</b>	<b>9.60</b>

\*Performance calculation descriptions can be found in the FY 2019 RBWO PBP Measurements and Standards Guide.

**Child Protective Services Investigations and Dispositions**

The following investigations data, which is not used for scoring but is considered significant to a provider's performance, is from Georgia SHINES and is not considered final or complete until the end of the fiscal year.

Total Reports:	0	
Number Screened In:	0	
Number Screened Out:	0	
Number Substantiated:	0	
Number Unsubstantiated:	0	
Number Active CPS Investigations:	0	



DHS, DFCS, Office of Provider Management

## Performance-Based Placement Measures

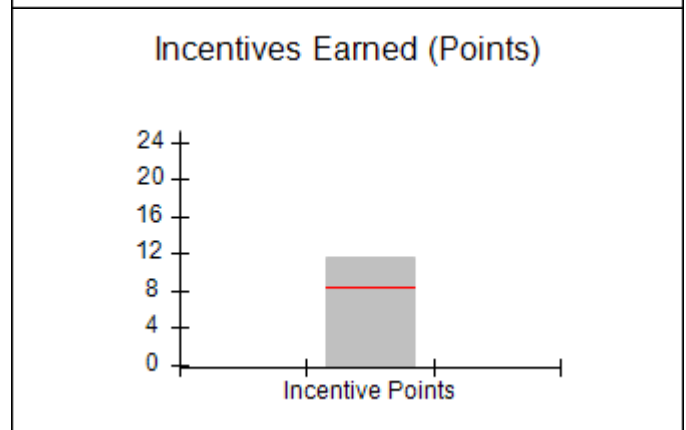
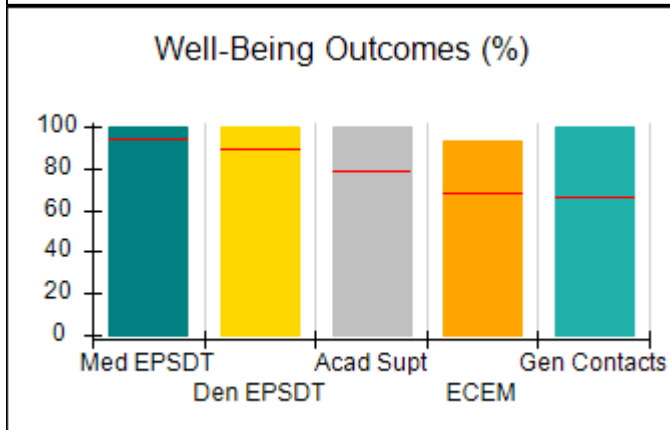
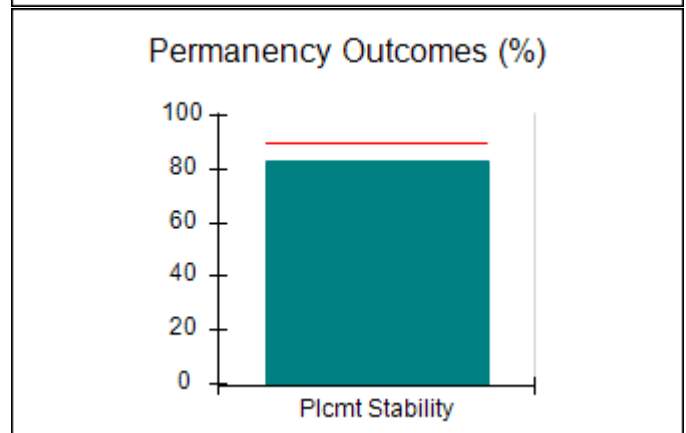
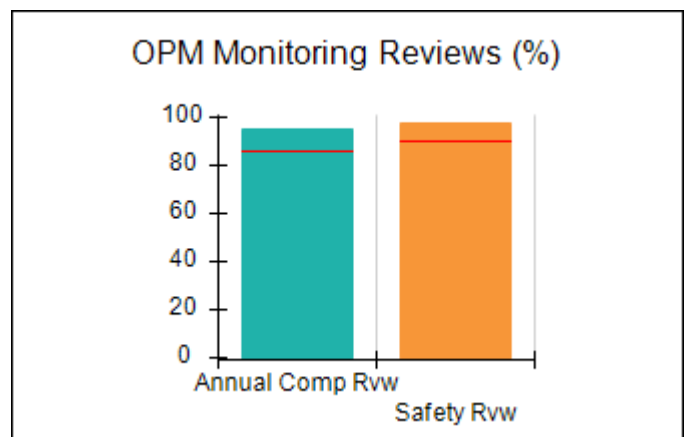
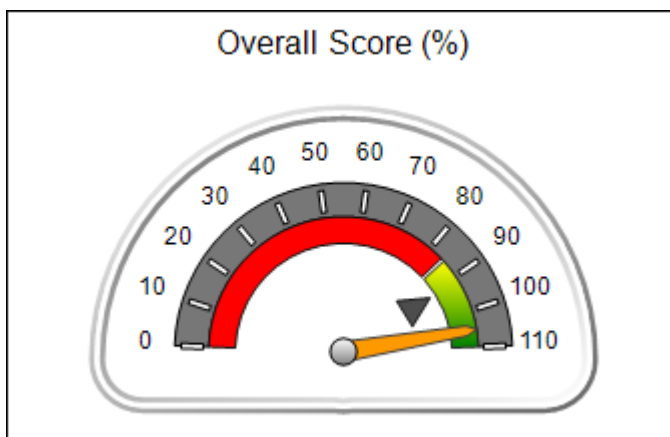
### RBWO Provider GA+SCORECARD - CCI



Report Quarter: Q2 FY2019

Provider/Program Name: Little Debbie's Second Chance Home, Inc. - dba Ida's Cove III (5111) - CCI			
994 Millard Road, Stone Mountain, GA 30088	Quarterly Scores (Grades)		Current Quarter Score (Grade)
Phone: 404-296-1311	Q1: 105.17 (A+)	Q2: 105.30 (A+)	105.30% (A+)
Vendor ID# 90547	Q3: N/A	Q4: N/A	
Program Census Information:	# Children in Care During Quarter: 6	# Placements During Quarter: 6	# Children in Care On Last Day: 3
Quarterly Provider Comparisons to All CCIs			

▼ — indicates average for all CCIs





DHS, DFCS, Office of Provider Management  
**Performance-Based Placement Measures**  
**RBWO Provider GA+SCORECARD - CCI**



Report Quarter: Q2 FY2019

**Provider/Program Name: Little Debbie's Second Chance Home, Inc. - dba Ida's Cove III (5111) - CCI**

994 Millard Road, Stone Mountain, GA 30088	Quarterly Scores (Grades)		Current Quarter Score (Grade)
Phone: 404-296-1311	Q1: 105.17 (A+)	Q2: 105.30 (A+)	<b>105.30% (A+)</b>
Vendor ID# 90547	Q3: N/A	Q4: N/A	

Program Census Information:	# Children in Care During Quarter: 6	# Placements During Quarter: 6	# Children in Care On Last Day: 3
-----------------------------	--------------------------------------	--------------------------------	-----------------------------------

	Avg Performance All CCIs (%)	Provider Performance (%)*	Possible Points (Weight)	Provider Points Earned
--	------------------------------	---------------------------	--------------------------	------------------------

**OPM Monitoring Reviews**

Annual Comprehensive Reviews	86%	95%	25	23.72
Safety Reviews	91%	98%	15	14.63
<b>Monitoring Sub-Total</b>			<b>40</b>	<b>38.34</b>

**CCI Safety Outcomes**

Incidence of Maltreatment	0.17%	No Substantiated Reports	10	10.00
Staff Training/Foundations	95%	100%	5	5.00
Staff Safety Checks	90%	100%	5	5.00
<b>Safety Sub-Total</b>			<b>20</b>	<b>20.00</b>

**CCI Permanency Outcomes**

Placement Stability	89%	83%	15	12.45
<b>Permanency Sub-Total</b>			<b>15</b>	<b>12.45</b>

**CCI Well-Being Outcomes**

EPSDT Medical Visits	94%	100%	4	4.00
EPSDT Dental Visits	89%	100%	4	4.00
Academic Supports	78%	100%	3	3.00
Provider ECEM Visits	68%	93%	7	6.51
Provider General Contacts	67%	100%	7	7.00
Placements with Siblings	37%	0%	Not Scored	Not Scored
Placements within Legal County	15%	0%	Not Scored	Not Scored
<b>Well-Being Sub-Total</b>			<b>25</b>	<b>24.51</b>

\*Performance calculation descriptions can be found in the FY 2019 RBWO PBP Measurements and Standards Guide.

<b>Monitoring &amp; Outcomes: Possible Points = 100</b>	<b>Points Earned = 95.30</b>
<b>Score Before Incentives Credit</b>	<b>95.30%</b>
<b>Incentives Awarded</b>	<b>10.00 pts</b>
<b>PBP Verification</b>	<b>N/A pts</b>
<b>Total Score</b>	<b>105.30%</b>



**DHS, DFCS, Office of Provider Management**  
**Performance-Based Placement Measures**  
**RBWO Provider GA+SCORECARD - CCI**



**Report Quarter: Q2 FY2019**

**Provider/Program Name: Little Debbie's Second Chance Home, Inc. - dba Ida's Cove III (5111) - CCI**

Program Census Information:		# Children in Care During Quarter: 6	# Placements During Quarter: 6	# Children in Care On Last Day: 3
CCI Incentive Credits	Avg Performance All CCIs (Points)	Provider Performance (%)*	Possible Points (Weight)	Provider Points Earned
Early EPSDT Medical Visits		100%	2	2.00
Early EPSDT Dental Visits		100%	2	2.00
Permanency Contacts		None Planned	5	
Additional Academic Supports		82%	2	1.64
HS Grad/GED/Prof or Trade Certificate/College		N/A	10/5/5/1	
EYSS Agreement		Not Eligible	5	
Community Connections		0%	4	0.00
Active Agency Accreditation		50%	4	2.00
Staff Clinical Licensure		0%	5	0.00
Behavior Management (threshold = 0)		100%	4	4.00
<b>Incentives Total</b>	<b>8.28</b>			<b>11.64</b>
Maximum total combined incentive credit allowed is 10 points.			<b>Incentives Awarded</b>	<b>10.00</b>

\*Performance calculation descriptions can be found in the FY 2019 RBWO PBP Measurements and Standards Guide.

### Child Protective Services Investigations and Dispositions

The following investigations data, which is not used for scoring but is considered significant to a provider's performance, is from Georgia SHINES and is not considered final or complete until the end of the fiscal year.

Total Reports:	0
Number Screened In:	0
Number Screened Out:	0
Number Substantiated:	0
Number Unsubstantiated:	0
Number Active CPS Investigations:	0



# Performance-Based Placement Measures

## RBWO Provider GA+SCORECARD - CCI

Report Quarter: Q2 FY2019

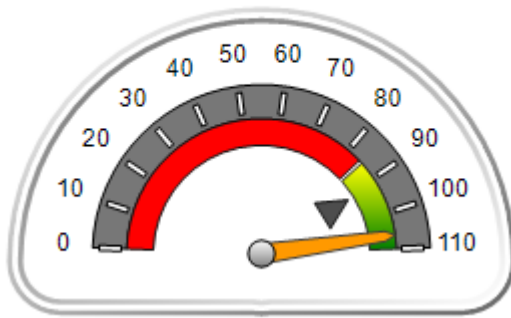
**Provider/Program Name: Little Debbie's Second Chance Home, Inc. - DePauw (5207) - CCI**

4098 DePauw Way, Decatur, GA 30034	Quarterly Scores (Grades)		Current Quarter Score (Grade)
Phone: 404-296-1311	Q1: 95.23 (A)	Q2: 106.28 (A+)	<b>106.28%</b> <b>(A+)</b>
Vendor ID# 133660	Q3: N/A	Q4: N/A	
Program Census Information:	# Children in Care During Quarter: 5	# Placements During Quarter: 5	# Children in Care On Last Day: 4

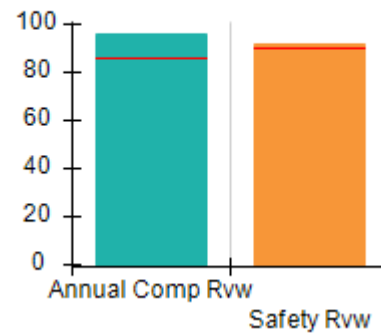
### Quarterly Provider Comparisons to All CCIs

indicates average for all CCIs

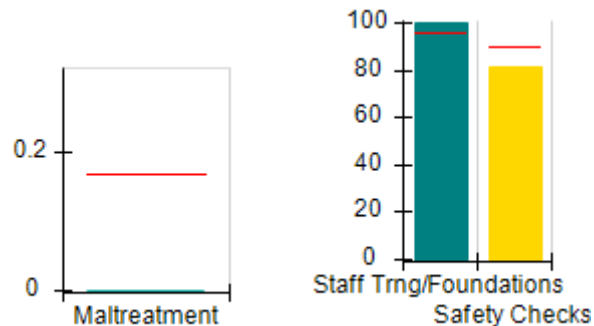
Overall Score (%)



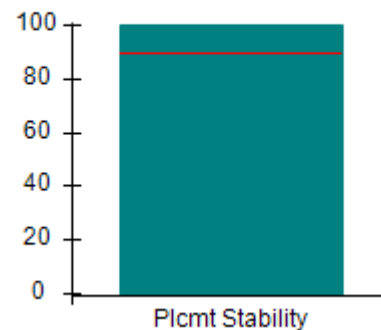
OPM Monitoring Reviews (%)



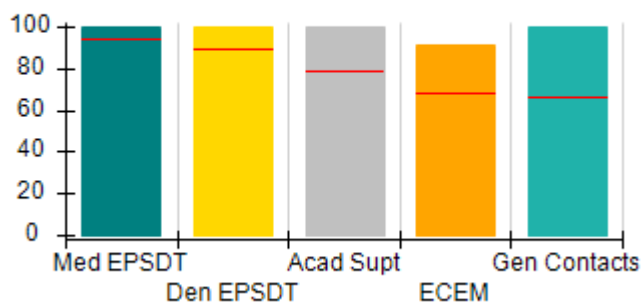
Safety Outcomes (%)



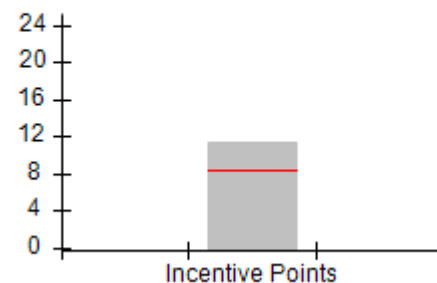
Permanency Outcomes (%)



Well-Being Outcomes (%)



Incentives Earned (Points)





DHS, DFCS, Office of Provider Management  
**Performance-Based Placement Measures**  
**RBWO Provider GA+SCORECARD - CCI**



Report Quarter: Q2 FY2019

**Provider/Program Name: Little Debbie's Second Chance Home, Inc. - DePauw (5207) - CCI**

4098 DePauw Way, Decatur, GA 30034	Quarterly Scores (Grades)		Current Quarter Score (Grade)
Phone: 404-296-1311	Q1: 95.23 (A)	Q2: 106.28 (A+)	<b>106.28% (A+)</b>
Vendor ID# 133660	Q3: N/A	Q4: N/A	

Program Census Information:	# Children in Care During Quarter: 5	# Placements During Quarter: 5	# Children in Care On Last Day: 4
-----------------------------	--------------------------------------	--------------------------------	-----------------------------------

	Avg Performance All CCIs (%)	Provider Performance (%)*	Possible Points (Weight)	Provider Points Earned
--	------------------------------	---------------------------	--------------------------	------------------------

**OPM Monitoring Reviews**

Annual Comprehensive Reviews	86%	96%	25	24.04
Safety Reviews	91%	92%	15	13.82
<b>Monitoring Sub-Total</b>			<b>40</b>	<b>37.86</b>

**CCI Safety Outcomes**

Incidence of Maltreatment	0.17%	No Substantiated Reports	10	10.00
Staff Training/Foundations	95%	100%	5	5.00
Staff Safety Checks	90%	81%	5	4.05
<b>Safety Sub-Total</b>			<b>20</b>	<b>19.05</b>

**CCI Permanency Outcomes**

Placement Stability	89%	100%	15	15.00
<b>Permanency Sub-Total</b>			<b>15</b>	<b>15.00</b>

**CCI Well-Being Outcomes**

EPSDT Medical Visits	94%	100%	4	4.00
EPSDT Dental Visits	89%	100%	4	4.00
Academic Supports	78%	100%	3	3.00
Provider ECEM Visits	68%	91%	7	6.37
Provider General Contacts	67%	100%	7	7.00
Placements with Siblings	37%	0%	Not Scored	Not Scored
Placements within Legal County	15%	0%	Not Scored	Not Scored
<b>Well-Being Sub-Total</b>			<b>25</b>	<b>24.37</b>

\*Performance calculation descriptions can be found in the FY 2019 RBWO PBP Measurements and Standards Guide.

<b>Monitoring &amp; Outcomes: Possible Points = 100</b>	<b>Points Earned = 96.28</b>
<b>Score Before Incentives Credit</b>	<b>96.28%</b>
<b>Incentives Awarded</b>	<b>10.00 pts</b>
<b>PBP Verification</b>	<b>N/A pts</b>
<b>Total Score</b>	<b>106.28%</b>





**DHS, DFCS, Office of Provider Management**  
**Performance-Based Placement Measures**  
**RBWO Provider GA+SCORECARD - CCI**



**Report Quarter: Q2 FY2019**

**Provider/Program Name: Little Debbie's Second Chance Home, Inc. - DePauw (5207) - CCI**

Program Census Information:		# Children in Care During Quarter: 5	# Placements During Quarter: 5	# Children in Care On Last Day: 4
CCI Incentive Credits	Avg Performance All CCIs (Points)	Provider Performance (%)*	Possible Points (Weight)	Provider Points Earned
Early EPSDT Medical Visits		100%	2	2.00
Early EPSDT Dental Visits		100%	2	2.00
Permanency Contacts		None Planned	5	
Additional Academic Supports		70%	2	1.40
HS Grad/GED/Prof or Trade Certificate/College		N/A	10/5/5/1	
EYSS Agreement		0%	5	0.00
Community Connections		0%	4	0.00
Active Agency Accreditation		50%	4	2.00
Staff Clinical Licensure		0%	5	0.00
Behavior Management (threshold = 0)		100%	4	4.00
<b>Incentives Total</b>	<b>8.28</b>			<b>11.40</b>
Maximum total combined incentive credit allowed is 10 points.			<b>Incentives Awarded</b>	<b>10.00</b>

\*Performance calculation descriptions can be found in the FY 2019 RBWO PBP Measurements and Standards Guide.

**Child Protective Services Investigations and Dispositions**

The following investigations data, which is not used for scoring but is considered significant to a provider's performance, is from Georgia SHINES and is not considered final or complete until the end of the fiscal year.

Total Reports:	0
Number Screened In:	0
Number Screened Out:	0
Number Substantiated:	0
Number Unsubstantiated:	0
Number Active CPS Investigations:	0



DHS, DFCS, Office of Provider Management

## Performance-Based Placement Measures

### RBWO Provider GA+SCORECARD - CCI



Report Quarter: Q2 FY2019

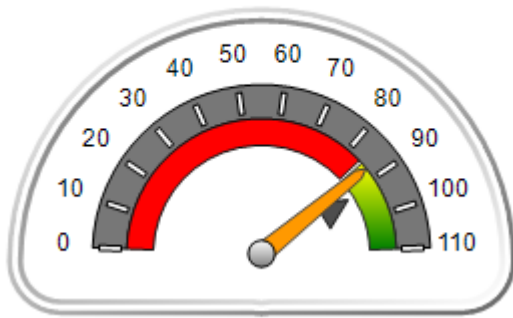
**Provider/Program Name: Little Debbie's Second Chance Home, Inc. - Ellenwood (966) - CCI**

4001 Weelaunee Road, Ellenwood, GA 30294	Quarterly Scores (Grades)		Current Quarter Score (Grade)
Phone: 404-296-1311	Q1: 97.54 (A+)	Q2: 86.78 (B)	<b>86.78%</b> <b>(B)</b>
Vendor ID# 100782	Q3: N/A	Q4: N/A	
Program Census Information:	# Children in Care During Quarter: 8	# Placements During Quarter: 8	# Children in Care On Last Day: 4

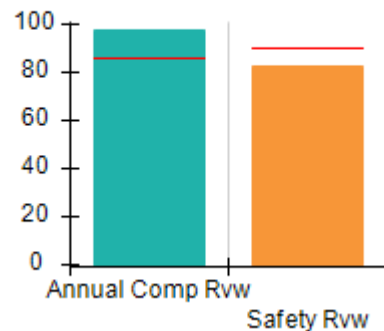
### Quarterly Provider Comparisons to All CCIs

▼ — indicates average for all CCIs

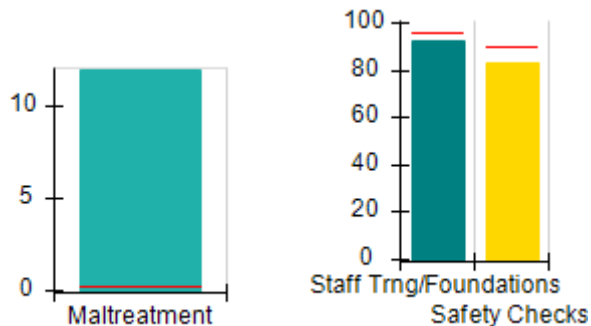
Overall Score (%)



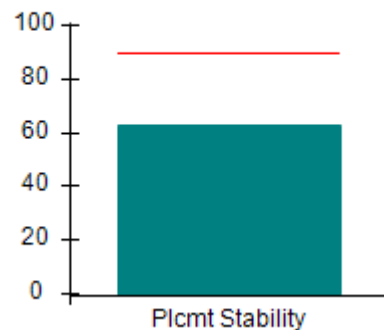
OPM Monitoring Reviews (%)



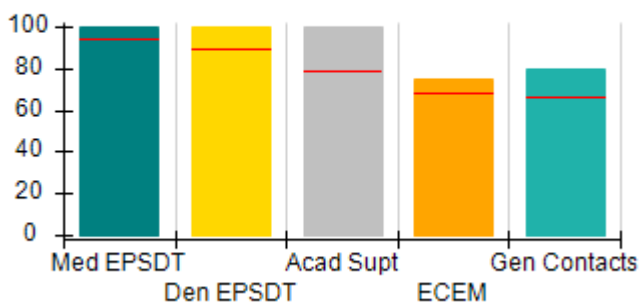
Safety Outcomes (%)



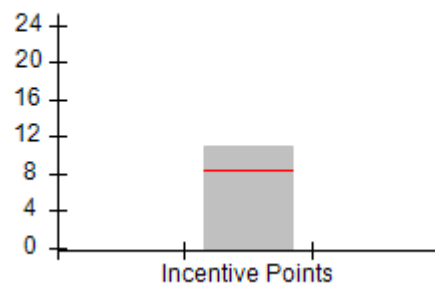
Permanency Outcomes (%)



Well-Being Outcomes (%)



Incentives Earned (Points)





DHS, DFCS, Office of Provider Management  
**Performance-Based Placement Measures**  
**RBWO Provider GA+SCORECARD - CCI**



Report Quarter: Q2 FY2019

**Provider/Program Name: Little Debbie's Second Chance Home, Inc. - Ellenwood (966) - CCI**

<b>4001 Weelaunee Road, Ellenwood, GA 30294</b>	<b>Quarterly Scores (Grades)</b>		<b>Current Quarter Score (Grade)</b>
<b>Phone: 404-296-1311</b>	<b>Q1: 97.54 (A+)</b>	<b>Q2: 86.78 (B)</b>	<b>86.78% (B)</b>
<b>Vendor ID# 100782</b>	<b>Q3: N/A</b>	<b>Q4: N/A</b>	

Program Census Information:	# Children in Care During Quarter: 8	# Placements During Quarter: 8	# Children in Care On Last Day: 4
-----------------------------	--------------------------------------	--------------------------------	-----------------------------------

	<b>Avg Performance All CCIs (%)</b>	<b>Provider Performance (%)*</b>	<b>Possible Points (Weight)</b>	<b>Provider Points Earned</b>
--	-------------------------------------	----------------------------------	---------------------------------	-------------------------------

**OPM Monitoring Reviews**

Annual Comprehensive Reviews	86%	97%	25	24.36
Safety Reviews	91%	83%	15	12.38
<b>Monitoring Sub-Total</b>			<b>40</b>	<b>36.73</b>

**CCI Safety Outcomes**

Incidence of Maltreatment	0.17%	12% 1 Substantiated Rpt	10	0.00
Staff Training/Foundations	95%	92%	5	4.60
Staff Safety Checks	90%	83%	5	4.15
<b>Safety Sub-Total</b>			<b>20</b>	<b>8.75</b>

**CCI Permanency Outcomes**

Placement Stability	89%	63%	15	9.45
<b>Permanency Sub-Total</b>			<b>15</b>	<b>9.45</b>

**CCI Well-Being Outcomes**

EPSDT Medical Visits	94%	100%	4	4.00
EPSDT Dental Visits	89%	100%	4	4.00
Academic Supports	78%	100%	3	3.00
Provider ECEM Visits	68%	75%	7	5.25
Provider General Contacts	67%	80%	7	5.60
Placements with Siblings	37%	50%	Not Scored	Not Scored
Placements within Legal County	15%	25%	Not Scored	Not Scored
<b>Well-Being Sub-Total</b>			<b>25</b>	<b>21.85</b>

\*Performance calculation descriptions can be found in the FY 2019 RBWO PBP Measurements and Standards Guide.

<b>Monitoring &amp; Outcomes: Possible Points = 100</b>	<b>Points Earned = 76.78</b>
<b>Score Before Incentives Credit</b>	<b>76.78%</b>
<b>Incentives Awarded</b>	<b>10.00 pts</b>
<b>PBP Verification</b>	<b>N/A pts</b>
<b>Total Score</b>	<b>86.78%</b>



**DHS, DFCS, Office of Provider Management**  
**Performance-Based Placement Measures**  
**RBWO Provider GA+SCORECARD - CCI**



**Report Quarter: Q2 FY2019**

**Provider/Program Name: Little Debbie's Second Chance Home, Inc. - Ellenwood (966) - CCI**

Program Census Information:		# Children in Care During Quarter: 8	# Placements During Quarter: 8	# Children in Care On Last Day: 4
CCI Incentive Credits	Avg Performance All CCIs (Points)	Provider Performance (%)*	Possible Points (Weight)	Provider Points Earned
Early EPSDT Medical Visits		100%	2	2.00
Early EPSDT Dental Visits		100%	2	2.00
Permanency Contacts		None Planned	5	
Additional Academic Supports		45%	2	0.90
HS Grad/GED/Prof or Trade Certificate/College		N/A	10/5/5/1	
EYSS Agreement		Not Eligible	5	
Community Connections		Not Eligible	4	
Active Agency Accreditation		50%	4	2.00
Staff Clinical Licensure		0%	5	0.00
Behavior Management (threshold = 0)		100%	4	4.00
<b>Incentives Total</b>	<b>8.28</b>			<b>10.90</b>
Maximum total combined incentive credit allowed is 10 points.			<b>Incentives Awarded</b>	<b>10.00</b>

\*Performance calculation descriptions can be found in the FY 2019 RBWO PBP Measurements and Standards Guide.

**Child Protective Services Investigations and Dispositions**

The following investigations data, which is not used for scoring but is considered significant to a provider's performance, is from Georgia SHINES and is not considered final or complete until the end of the fiscal year.

Total Reports:	0
Number Screened In:	0
Number Screened Out:	0
Number Substantiated:	1
Number Unsubstantiated:	0
Number Active CPS Investigations:	-1



**DHS, DFCS, Office of Provider Management**  
**Performance-Based Placement Measures**  
**RBWO Provider GA+SCORECARD - CCI**



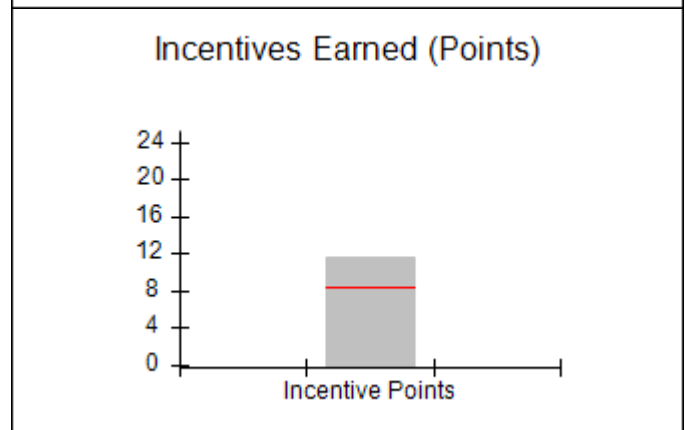
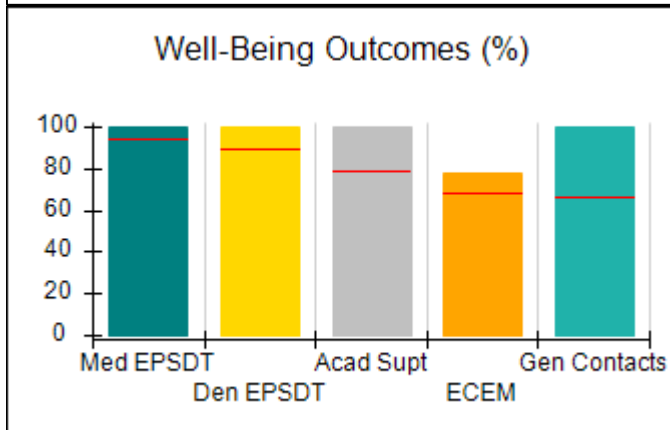
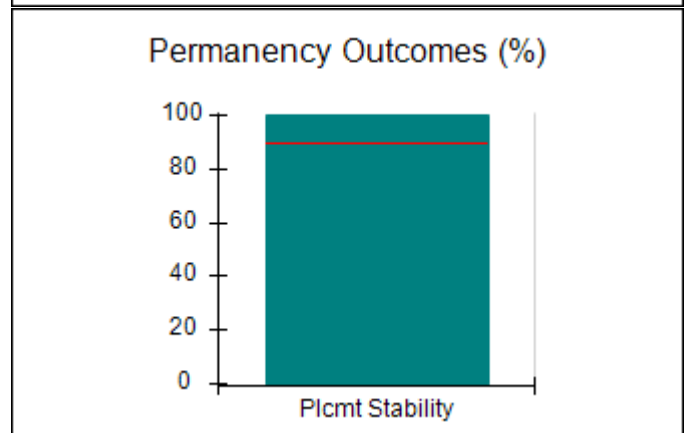
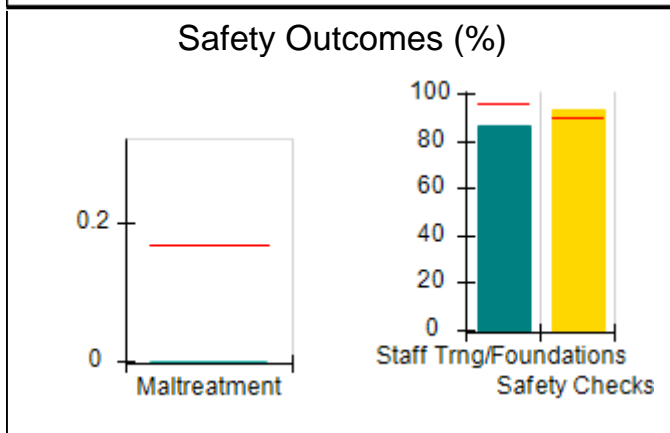
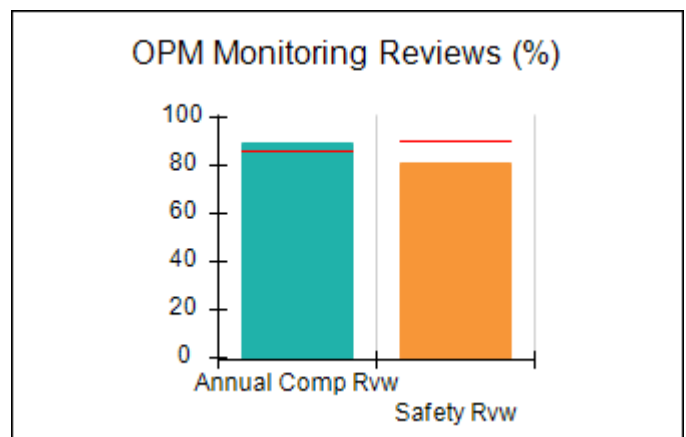
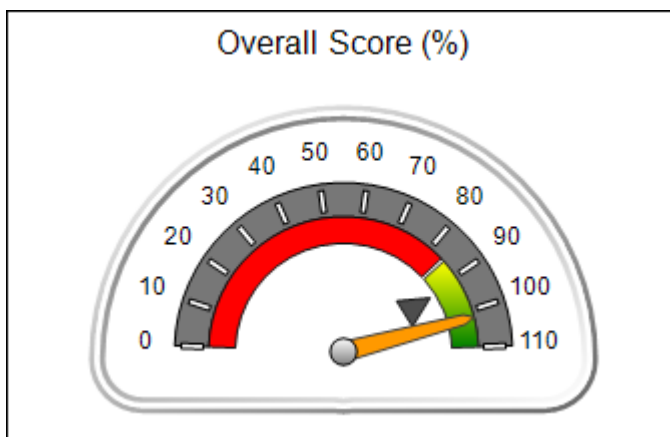
**Report Quarter: Q2 FY2019**

**Provider/Program Name: Little Debbie's Second Chance Home, Inc. - Flakes Mill (5234) - CCI**

4078 Flakes Mill Road, Decatur, GA 30034	Quarterly Scores (Grades)		Current Quarter Score (Grade)
Phone: 404-296-1311	Q1: 99.41 (A+)	Q2: 101.99 (A+)	<b>101.99%</b> <b>(A+)</b>
Vendor ID# 122816	Q3: N/A	Q4: N/A	
Program Census Information:	# Children in Care During Quarter: 6	# Placements During Quarter: 6	# Children in Care On Last Day: 6

**Quarterly Provider Comparisons to All CCIs**

▼ — indicates average for all CCIs





# Performance-Based Placement Measures

## RBWO Provider GA+SCORECARD - CCI

Report Quarter: Q2 FY2019

### Provider/Program Name: Little Debbie's Second Chance Home, Inc. - Flakes Mill (5234) - CCI

4078 Flakes Mill Road, Decatur, GA 30034	Quarterly Scores (Grades)		Current Quarter Score (Grade)
Phone: 404-296-1311	Q1: 99.41 (A+)	Q2: 101.99 (A+)	<b>101.99% (A+)</b>
Vendor ID# 122816	Q3: N/A	Q4: N/A	

Program Census Information:	# Children in Care During Quarter: 6	# Placements During Quarter: 6	# Children in Care On Last Day: 6
-----------------------------	--------------------------------------	--------------------------------	-----------------------------------

	Avg Performance All CCIs (%)	Provider Performance (%)*	Possible Points (Weight)	Provider Points Earned
--	------------------------------	---------------------------	--------------------------	------------------------

#### OPM Monitoring Reviews

Annual Comprehensive Reviews	86%	90%	25	22.42
Safety Reviews	91%	81%	15	12.16
<b>Monitoring Sub-Total</b>			<b>40</b>	<b>34.58</b>

#### CCI Safety Outcomes

Incidence of Maltreatment	0.17%	No Substantiated Reports	10	10.00
Staff Training/Foundations	95%	86%	5	4.30
Staff Safety Checks	90%	93%	5	4.65
<b>Safety Sub-Total</b>			<b>20</b>	<b>18.95</b>

#### CCI Permanency Outcomes

Placement Stability	89%	100%	15	15.00
<b>Permanency Sub-Total</b>			<b>15</b>	<b>15.00</b>

#### CCI Well-Being Outcomes

EPSDT Medical Visits	94%	100%	4	4.00
EPSDT Dental Visits	89%	100%	4	4.00
Academic Supports	78%	100%	3	3.00
Provider ECEM Visits	68%	78%	7	5.46
Provider General Contacts	67%	100%	7	7.00
Placements with Siblings	37%	0%	Not Scored	Not Scored
Placements within Legal County	15%	Not Eligible	Not Scored	Not Scored
<b>Well-Being Sub-Total</b>			<b>25</b>	<b>23.46</b>

\*Performance calculation descriptions can be found in the FY 2019 RBWO PBP Measurements and Standards Guide.

<b>Monitoring &amp; Outcomes: Possible Points = 100</b>	<b>Points Earned = 91.99</b>
<b>Score Before Incentives Credit</b>	<b>91.99%</b>
<b>Incentives Awarded</b>	<b>10.00 pts</b>
<b>PBP Verification</b>	<b>N/A pts</b>
<b>Total Score</b>	<b>101.99%</b>



DHS, DFCS, Office of Provider Management  
**Performance-Based Placement Measures**  
**RBWO Provider GA+SCORECARD - CCI**



Report Quarter: Q2 FY2019

**Provider/Program Name: Little Debbie's Second Chance Home, Inc. - Flakes Mill (5234) - CCI**

Program Census Information:		# Children in Care During Quarter: 6	# Placements During Quarter: 6	# Children in Care On Last Day: 6
CCI Incentive Credits	Avg Performance All CCIs (Points)	Provider Performance (%)*	Possible Points (Weight)	Provider Points Earned
Early EPSDT Medical Visits		100%	2	2.00
Early EPSDT Dental Visits		100%	2	2.00
Permanency Contacts		None Planned	5	
Additional Academic Supports		83%	2	1.66
HS Grad/GED/Prof or Trade Certificate/College		N/A	10/5/5/1	
EYSS Agreement		0%	5	0.00
Community Connections		0%	4	0.00
Active Agency Accreditation		50%	4	2.00
Staff Clinical Licensure		0%	5	0.00
Behavior Management (threshold = 0)		100%	4	4.00
<b>Incentives Total</b>	<b>8.28</b>			<b>11.66</b>
Maximum total combined incentive credit allowed is 10 points.			<b>Incentives Awarded</b>	<b>10.00</b>

\*Performance calculation descriptions can be found in the FY 2019 RBWO PBP Measurements and Standards Guide.

**Child Protective Services Investigations and Dispositions**

The following investigations data, which is not used for scoring but is considered significant to a provider's performance, is from Georgia SHINES and is not considered final or complete until the end of the fiscal year.

Total Reports:	0
Number Screened In:	0
Number Screened Out:	0
Number Substantiated:	0
Number Unsubstantiated:	0
Number Active CPS Investigations:	0



DHS, DFCS, Office of Provider Management  
**Performance-Based Placement Measures**  
**RBWO Provider GA+SCORECARD - CCI**



Report Quarter: Q2 FY2019

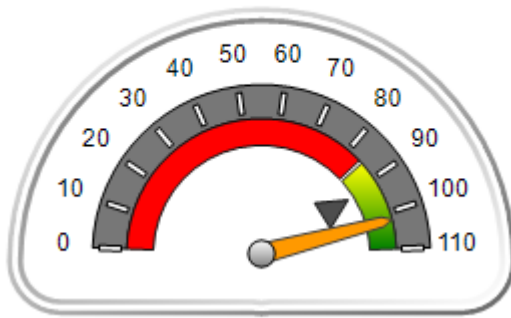
**Provider/Program Name: Little Debbie's Second Chance Home, Inc. - Joseph's Ladder (5133) - CCI**

411 Rays Road, Stone Mountain, GA 30083	Quarterly Scores (Grades)		Current Quarter Score (Grade)
Phone: 404-296-1311	Q1: 102.75 (A+)	Q2: 102.10 (A+)	<b>102.10% (A+)</b>
Vendor ID# 111817	Q3: N/A	Q4: N/A	
Program Census Information:	# Children in Care During Quarter: 9	# Placements During Quarter: 9	# Children in Care On Last Day: 6

**Quarterly Provider Comparisons to All CCIs**

▼ — indicates average for all CCIs

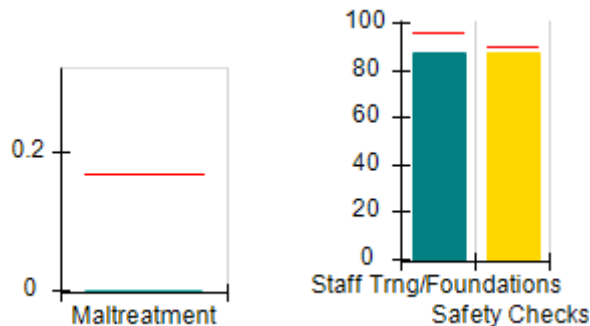
Overall Score (%)



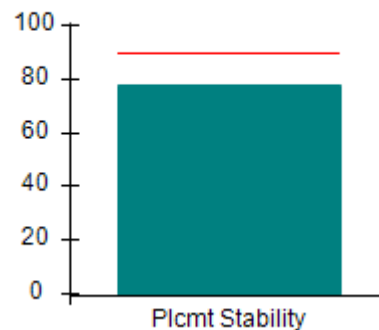
OPM Monitoring Reviews (%)



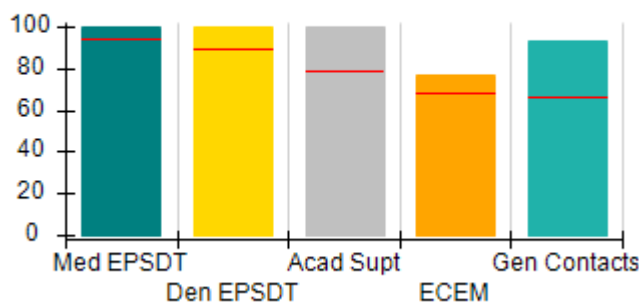
Safety Outcomes (%)



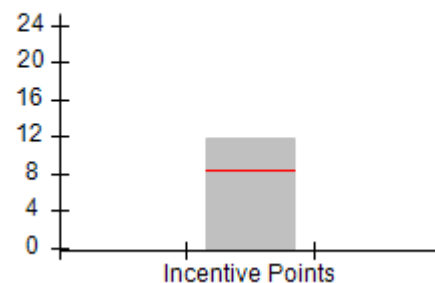
Permanency Outcomes (%)



Well-Being Outcomes (%)



Incentives Earned (Points)







# Performance-Based Placement Measures RBWO Provider GA+SCORECARD - CCI

Report Quarter: Q2 FY2019

**Provider/Program Name: Little Debbie's Second Chance Home, Inc. - Joseph's Ladder (5133) - CCI**

411 Rays Road, Stone Mountain, GA 30083	Quarterly Scores (Grades)		Current Quarter Score (Grade)
Phone: 404-296-1311	Q1: 102.75 (A+)	Q2: 102.10 (A+)	<b>102.10% (A+)</b>
Vendor ID# 111817	Q3: N/A	Q4: N/A	

Program Census Information:	# Children in Care During Quarter: 9	# Placements During Quarter: 9	# Children in Care On Last Day: 6
-----------------------------	--------------------------------------	--------------------------------	-----------------------------------

	Avg Performance All CCIs (%)	Provider Performance (%)*	Possible Points (Weight)	Provider Points Earned
--	------------------------------	---------------------------	--------------------------	------------------------

**OPM Monitoring Reviews**

Annual Comprehensive Reviews	86%	98%	25	24.55
Safety Reviews	91%	95%	15	14.25
<b>Monitoring Sub-Total</b>			<b>40</b>	<b>38.80</b>

**CCI Safety Outcomes**

Incidence of Maltreatment	0.17%	No Substantiated Reports	10	10.00
Staff Training/Foundations	95%	87%	5	4.35
Staff Safety Checks	90%	87%	5	4.35
<b>Safety Sub-Total</b>			<b>20</b>	<b>18.70</b>

**CCI Permanency Outcomes**

Placement Stability	89%	78%	15	11.70
<b>Permanency Sub-Total</b>			<b>15</b>	<b>11.70</b>

**CCI Well-Being Outcomes**

EPSDT Medical Visits	94%	100%	4	4.00
EPSDT Dental Visits	89%	100%	4	4.00
Academic Supports	78%	100%	3	3.00
Provider ECEM Visits	68%	77%	7	5.39
Provider General Contacts	67%	93%	7	6.51
Placements with Siblings	37%	Not Eligible	Not Scored	Not Scored
Placements within Legal County	15%	0%	Not Scored	Not Scored
<b>Well-Being Sub-Total</b>			<b>25</b>	<b>22.90</b>

\*Performance calculation descriptions can be found in the FY 2019 RBWO PBP Measurements and Standards Guide.

<b>Monitoring &amp; Outcomes: Possible Points = 100</b>	<b>Points Earned = 92.10</b>
<b>Score Before Incentives Credit</b>	<b>92.10%</b>
<b>Incentives Awarded</b>	<b>10.00 pts</b>
<b>PBP Verification</b>	<b>N/A pts</b>
<b>Total Score</b>	<b>102.10%</b>



DHS, DFCS, Office of Provider Management  
**Performance-Based Placement Measures**  
**RBWO Provider GA+SCORECARD - CCI**



Report Quarter: Q2 FY2019

**Provider/Program Name: Little Debbie's Second Chance Home, Inc. - Joseph's Ladder (5133) - CCI**

Program Census Information:		# Children in Care During Quarter: 9	# Placements During Quarter: 9	# Children in Care On Last Day: 6
CCI Incentive Credits	Avg Performance All CCIs (Points)	Provider Performance (%)*	Possible Points (Weight)	Provider Points Earned
Early EPSDT Medical Visits		100%	2	2.00
Early EPSDT Dental Visits		100%	2	2.00
Permanency Contacts		None Planned	5	
Additional Academic Supports		88%	2	1.76
HS Grad/GED/Prof or Trade Certificate/College		N/A	10/5/5/1	
EYSS Agreement		Not Eligible	5	
Community Connections		0%	4	0.00
Active Agency Accreditation		50%	4	2.00
Staff Clinical Licensure		0%	5	0.00
Behavior Management (threshold = 0)		100%	4	4.00
<b>Incentives Total</b>	<b>8.28</b>			<b>11.76</b>
Maximum total combined incentive credit allowed is 10 points.			<b>Incentives Awarded</b>	<b>10.00</b>

\*Performance calculation descriptions can be found in the FY 2019 RBWO PBP Measurements and Standards Guide.

**Child Protective Services Investigations and Dispositions**

The following investigations data, which is not used for scoring but is considered significant to a provider's performance, is from Georgia SHINES and is not considered final or complete until the end of the fiscal year.

Total Reports:	1	
Number Screened In:	1	
Number Screened Out:	0	
Number Substantiated:	0	
Number Unsubstantiated:	0	
Number Active CPS Investigations:	1	



**DHS, DFCS, Office of Provider Management**  
**Performance-Based Placement Measures**  
**RBWO Provider GA+SCORECARD - CCI**



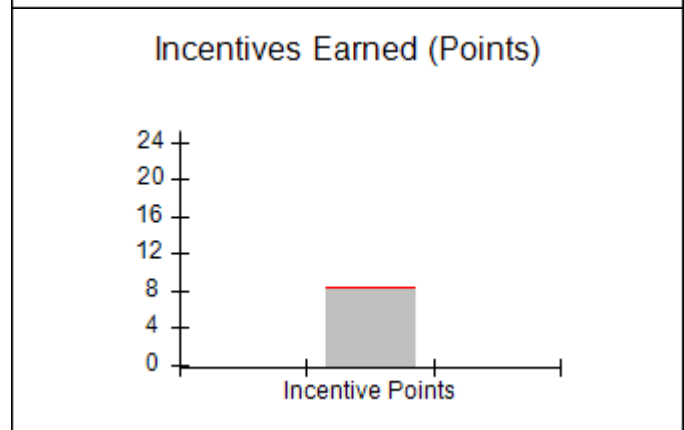
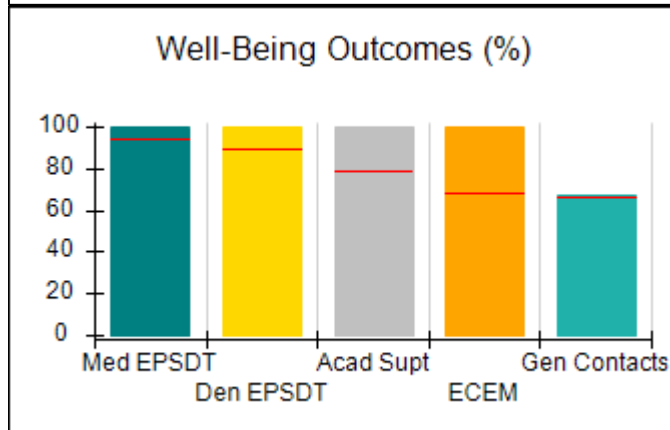
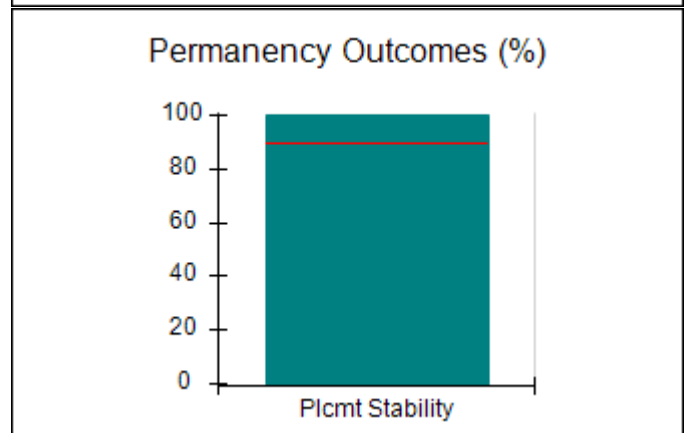
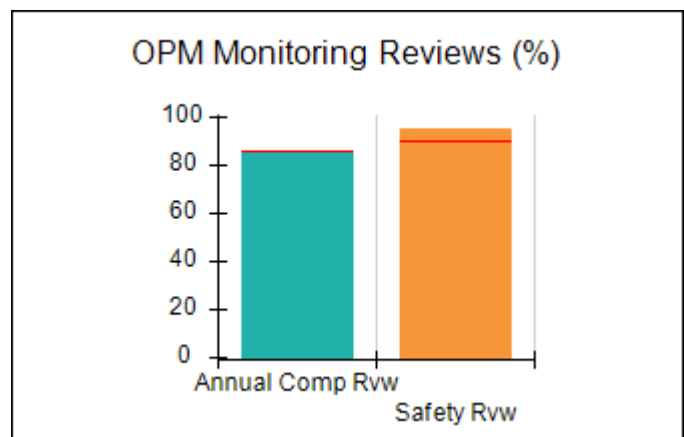
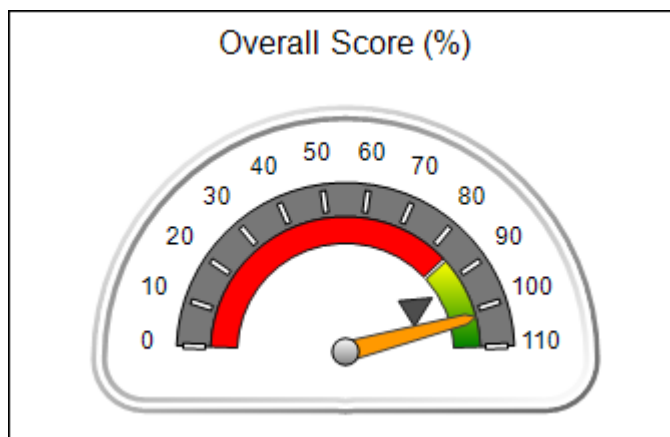
**Report Quarter: Q2 FY2019**

**Provider/Program Name: Little Debbie's Second Chance Home, Inc. - Rocky Run (5228) - CCI**

5107 Rocky Run, Stone Mountain, GA 30088	Quarterly Scores (Grades)		Current Quarter Score (Grade)
Phone: 404-296-1311	Q1: 101.37 (A+)	Q2: 101.90 (A+)	<b>101.90%</b> <b>(A+)</b>
Vendor ID# 144119	Q3: N/A	Q4: N/A	
Program Census Information:	# Children in Care During Quarter: 3	# Placements During Quarter: 3	# Children in Care On Last Day: 3

**Quarterly Provider Comparisons to All CCIs**

▼ — indicates average for all CCIs





DHS, DFCS, Office of Provider Management  
**Performance-Based Placement Measures**  
**RBWO Provider GA+SCORECARD - CCI**



Report Quarter: Q2 FY2019

**Provider/Program Name: Little Debbie's Second Chance Home, Inc. - Rocky Run (5228) - CCI**

5107 Rocky Run, Stone Mountain, GA 30088	Quarterly Scores (Grades)		Current Quarter Score (Grade)
Phone: 404-296-1311	Q1: 101.37 (A+)	Q2: 101.90 (A+)	<b>101.90% (A+)</b>
Vendor ID# 144119	Q3: N/A	Q4: N/A	

Program Census Information:	# Children in Care During Quarter: 3	# Placements During Quarter: 3	# Children in Care On Last Day: 3
-----------------------------	--------------------------------------	--------------------------------	-----------------------------------

	Avg Performance All CCIs (%)	Provider Performance (%)*	Possible Points (Weight)	Provider Points Earned
--	------------------------------	---------------------------	--------------------------	------------------------

**OPM Monitoring Reviews**

Annual Comprehensive Reviews	86%	86%	25	21.58
Safety Reviews	91%	95%	15	14.29
<b>Monitoring Sub-Total</b>			<b>40</b>	<b>35.87</b>

**CCI Safety Outcomes**

Incidence of Maltreatment	0.17%	No Substantiated Reports	10	10.00
Staff Training/Foundations	95%	100%	5	5.00
Staff Safety Checks	90%	100%	5	5.00
<b>Safety Sub-Total</b>			<b>20</b>	<b>20.00</b>

**CCI Permanency Outcomes**

Placement Stability	89%	100%	15	15.00
<b>Permanency Sub-Total</b>			<b>15</b>	<b>15.00</b>

**CCI Well-Being Outcomes**

EPSDT Medical Visits	94%	100%	4	4.00
EPSDT Dental Visits	89%	100%	4	4.00
Academic Supports	78%	100%	3	3.00
Provider ECEM Visits	68%	100%	7	7.00
Provider General Contacts	67%	67%	7	4.69
Placements with Siblings	37%	Not Eligible	Not Scored	Not Scored
Placements within Legal County	15%	Not Eligible	Not Scored	Not Scored
<b>Well-Being Sub-Total</b>			<b>25</b>	<b>22.69</b>

\*Performance calculation descriptions can be found in the FY 2019 RBWO PBP Measurements and Standards Guide.

<b>Monitoring &amp; Outcomes: Possible Points = 100</b>	<b>Points Earned = 93.56</b>
<b>Score Before Incentives Credit</b>	<b>93.56%</b>
<b>Incentives Awarded</b>	<b>8.34 pts</b>
<b>PBP Verification</b>	<b>N/A pts</b>
<b>Total Score</b>	<b>101.90%</b>



**DHS, DFCS, Office of Provider Management**  
**Performance-Based Placement Measures**  
**RBWO Provider GA+SCORECARD - CCI**



**Report Quarter: Q2 FY2019**

**Provider/Program Name: Little Debbie's Second Chance Home, Inc. - Rocky Run (5228) - CCI**

Program Census Information:		# Children in Care During Quarter: 3	# Placements During Quarter: 3	# Children in Care On Last Day: 3
CCI Incentive Credits	Avg Performance All CCIs (Points)	Provider Performance (%)*	Possible Points (Weight)	Provider Points Earned
Early EPSDT Medical Visits		Not Eligible	2	
Early EPSDT Dental Visits		100%	2	2.00
Permanency Contacts		None Planned	5	
Additional Academic Supports		17%	2	0.34
HS Grad/GED/Prof or Trade Certificate/College		N/A	10/5/5/1	
EYSS Agreement		Not Eligible	5	
Community Connections		0%	4	0.00
Active Agency Accreditation		50%	4	2.00
Staff Clinical Licensure		0%	5	0.00
Behavior Management (threshold = 0)		100%	4	4.00
<b>Incentives Total</b>	<b>8.28</b>			<b>8.34</b>
Maximum total combined incentive credit allowed is 10 points.			<b>Incentives Awarded</b>	<b>8.34</b>

\*Performance calculation descriptions can be found in the FY 2019 RBWO PBP Measurements and Standards Guide.

**Child Protective Services Investigations and Dispositions**

The following investigations data, which is not used for scoring but is considered significant to a provider's performance, is from Georgia SHINES and is not considered final or complete until the end of the fiscal year.

Total Reports:	0
Number Screened In:	0
Number Screened Out:	0
Number Substantiated:	0
Number Unsubstantiated:	0
Number Active CPS Investigations:	0



DHS, DFCS, Office of Provider Management

## Performance-Based Placement Measures

### RBWO Provider GA+SCORECARD - CCI



Report Quarter: Q2 FY2019

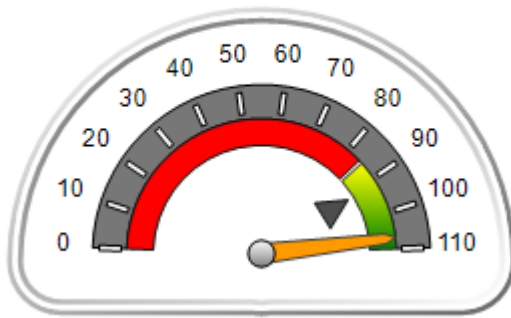
**Provider/Program Name: Little Debbie's Second Chance Home, Inc. - The Cove Maternity Home (5139) - CCI**

2046 Stablewood Cove , Lithonia, GA 30058	Quarterly Scores (Grades)		Current Quarter Score (Grade)
Phone: 770-609-6380	Q1: 102.07 (A+)	Q2: 107.03 (A+)	<b>107.03%</b> <b>(A+)</b>
Vendor ID# 114774	Q3: N/A	Q4: N/A	
Program Census Information:	# Children in Care During Quarter: 4	# Placements During Quarter: 4	# Children in Care On Last Day: 3

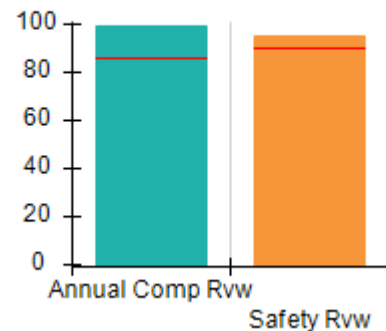
### Quarterly Provider Comparisons to All CCIs

▼ — indicates average for all CCIs

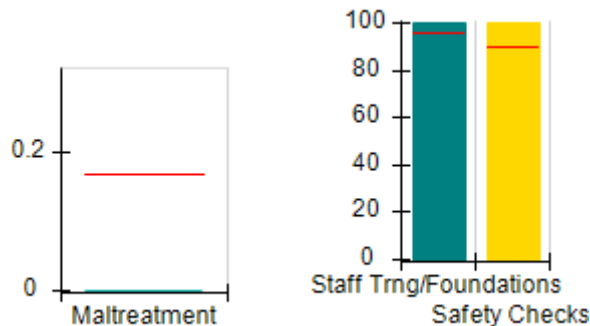
Overall Score (%)



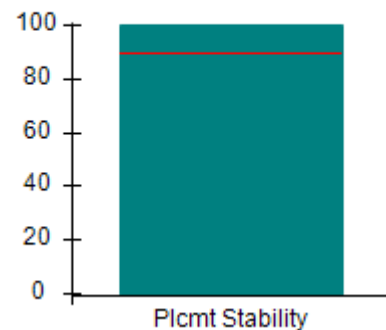
OPM Monitoring Reviews (%)



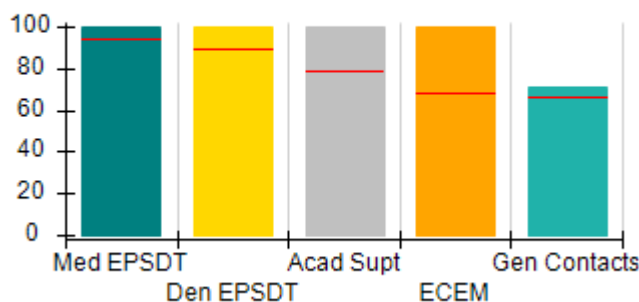
Safety Outcomes (%)



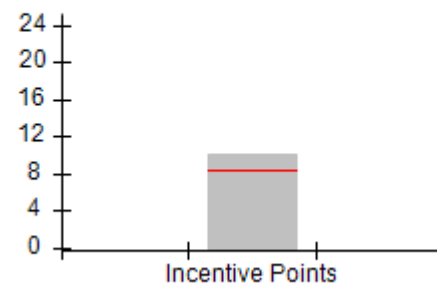
Permanency Outcomes (%)



Well-Being Outcomes (%)



Incentives Earned (Points)





## Performance-Based Placement Measures

### RBWO Provider GA+SCORECARD - CCI

Report Quarter: Q2 FY2019

**Provider/Program Name: Little Debbie's Second Chance Home, Inc. - The Cove Maternity Home (5139) - CCI**

2046 Stablewood Cove , Lithonia, GA 30058	Quarterly Scores (Grades)		Current Quarter Score (Grade)
Phone: 770-609-6380	Q1: 102.07 (A+)	Q2: 107.03 (A+)	<b>107.03% (A+)</b>
Vendor ID# 114774	Q3: N/A	Q4: N/A	

Program Census Information:	# Children in Care During Quarter: 4	# Placements During Quarter: 4	# Children in Care On Last Day: 3
-----------------------------	--------------------------------------	--------------------------------	-----------------------------------

	Avg Performance All CCIs (%)	Provider Performance (%)*	Possible Points (Weight)	Provider Points Earned
--	------------------------------	---------------------------	--------------------------	------------------------

#### OPM Monitoring Reviews

Annual Comprehensive Reviews	86%	99%	25	24.77
Safety Reviews	91%	95%	15	14.29
<b>Monitoring Sub-Total</b>			<b>40</b>	<b>39.06</b>

#### CCI Safety Outcomes

Incidence of Maltreatment	0.17%	No Substantiated Reports	10	10.00
Staff Training/Foundations	95%	100%	5	5.00
Staff Safety Checks	90%	100%	5	5.00
<b>Safety Sub-Total</b>			<b>20</b>	<b>20.00</b>

#### CCI Permanency Outcomes

Placement Stability	89%	100%	15	15.00
<b>Permanency Sub-Total</b>			<b>15</b>	<b>15.00</b>

#### CCI Well-Being Outcomes

EPSDT Medical Visits	94%	100%	4	4.00
EPSDT Dental Visits	89%	100%	4	4.00
Academic Supports	78%	100%	3	3.00
Provider ECEM Visits	68%	100%	7	7.00
Provider General Contacts	67%	71%	7	4.97
Placements with Siblings	37%	Not Eligible	Not Scored	Not Scored
Placements within Legal County	15%	100%	Not Scored	Not Scored
<b>Well-Being Sub-Total</b>			<b>25</b>	<b>22.97</b>

\*Performance calculation descriptions can be found in the FY 2019 RBWO PBP Measurements and Standards Guide.

<b>Monitoring &amp; Outcomes: Possible Points = 100</b>	<b>Points Earned = 97.03</b>
<b>Score Before Incentives Credit</b>	<b>97.03%</b>
<b>Incentives Awarded</b>	<b>10.00 pts</b>
<b>PBP Verification</b>	<b>N/A pts</b>
<b>Total Score</b>	<b>107.03%</b>



**DHS, DFCS, Office of Provider Management**  
**Performance-Based Placement Measures**  
**RBWO Provider GA+SCORECARD - CCI**



**Report Quarter: Q2 FY2019**

**Provider/Program Name: Little Debbie's Second Chance Home, Inc. - The Cove Maternity Home (5139) - CCI**

Program Census Information:		# Children in Care During Quarter: 4	# Placements During Quarter: 4	# Children in Care On Last Day: 3
CCI Incentive Credits	Avg Performance All CCIs (Points)	Provider Performance (%)*	Possible Points (Weight)	Provider Points Earned
Early EPSDT Medical Visits		100%	2	2.00
Early EPSDT Dental Visits		100%	2	2.00
Permanency Contacts		None Planned	5	
Additional Academic Supports		0%	2	0.00
HS Grad/GED/Prof or Trade Certificate/College		N/A	10/5/5/1	
EYSS Agreement		0%	5	0.00
Community Connections		0%	4	0.00
Active Agency Accreditation		50%	4	2.00
Staff Clinical Licensure		0%	5	0.00
Behavior Management (threshold = 0)		100%	4	4.00
<b>Incentives Total</b>	<b>8.28</b>			<b>10.00</b>
Maximum total combined incentive credit allowed is 10 points.			<b>Incentives Awarded</b>	<b>10.00</b>

\*Performance calculation descriptions can be found in the FY 2019 RBWO PBP Measurements and Standards Guide.

**Child Protective Services Investigations and Dispositions**

The following investigations data, which is not used for scoring but is considered significant to a provider's performance, is from Georgia SHINES and is not considered final or complete until the end of the fiscal year.

Total Reports:	0
Number Screened In:	0
Number Screened Out:	0
Number Substantiated:	0
Number Unsubstantiated:	0
Number Active CPS Investigations:	0





**DHS, DFCS, Office of Provider Management**  
**Performance-Based Placement Measures**  
**RBWO Provider GA+SCORECARD - CCI**



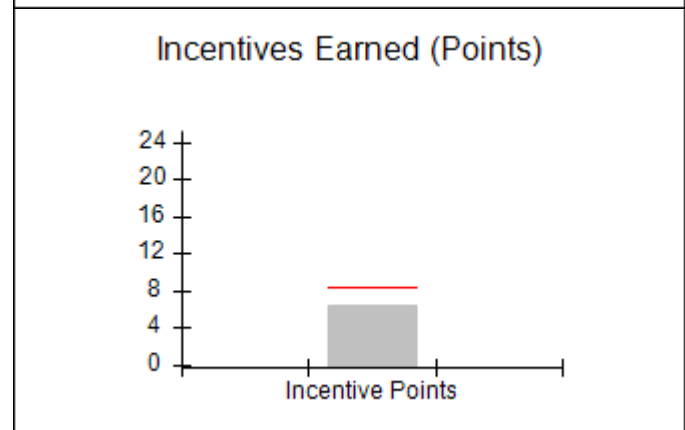
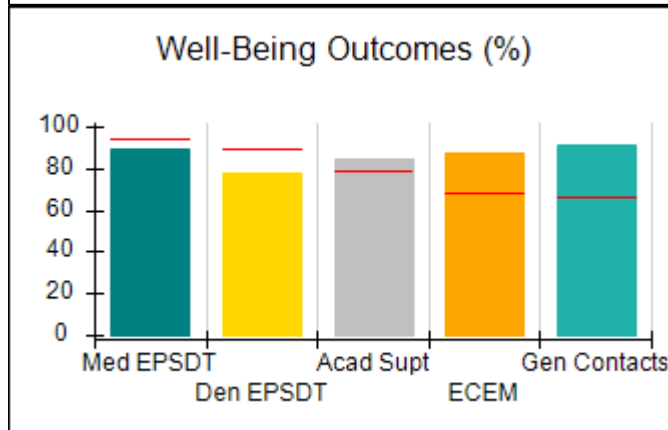
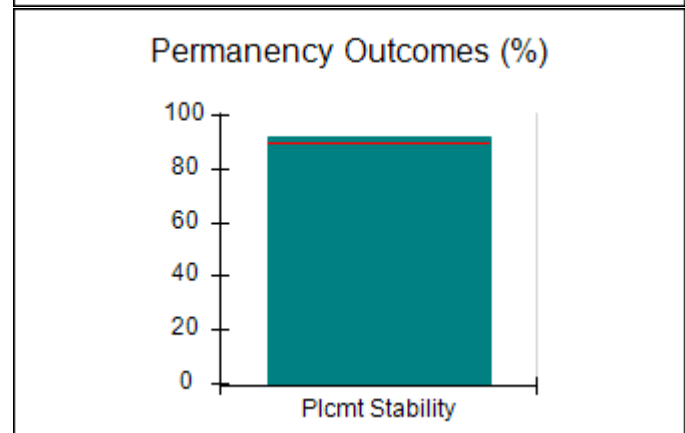
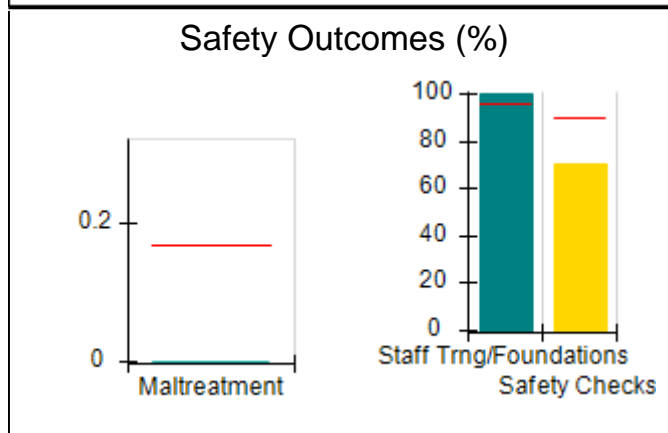
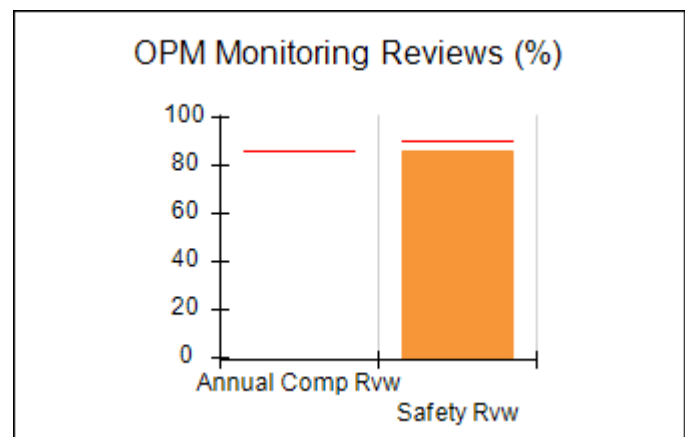
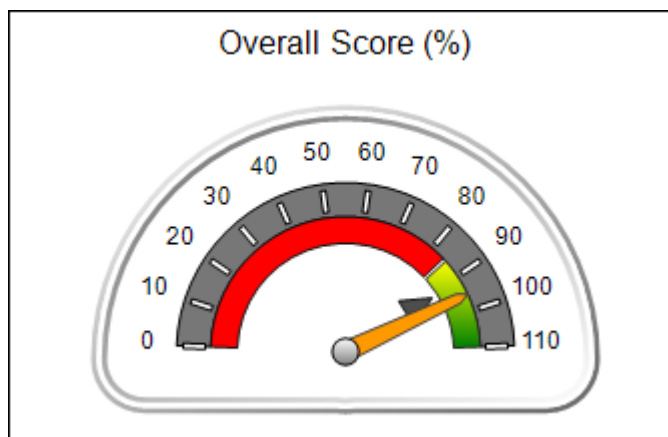
**Report Quarter: Q2 FY2019**

**Provider/Program Name: Macedonia Christian Ministries Inc. - dba Camp David Vision of Hope (5318) - CCI**

585 Macedonia Church Rd., Hamilton, GA 31811	Quarterly Scores (Grades)		Current Quarter Score (Grade)
Phone: 706-628-8934	Q1: 82.39 (B-)	Q2: 95.56 (A)	<b>95.56%</b> <b>(A)</b>
Vendor ID# 138557	Q3: N/A	Q4: N/A	
Program Census Information:	# Children in Care During Quarter: 13	# Placements During Quarter: 13	# Children in Care On Last Day: 9

**Quarterly Provider Comparisons to All CCIs**

▼ — indicates average for all CCIs





# Performance-Based Placement Measures RBWO Provider GA+SCORECARD - CCI

Report Quarter: Q2 FY2019

## Provider/Program Name: Macedonia Christian Ministries Inc. - dba Camp David Vision of Hope (5318) - CCI

585 Macedonia Church Rd., Hamilton, GA 31811		Quarterly Scores (Grades)		Current Quarter Score (Grade)
Phone: 706-628-8934		Q1: 82.39 (B-)	Q2: 95.56 (A)	95.56% (A)
Vendor ID# 138557		Q3: N/A	Q4: N/A	
Program Census Information:		# Children in Care During Quarter: 13	# Placements During Quarter: 13	# Children in Care On Last Day: 9
	Avg Performance All CCIs (%)	Provider Performance (%)*	Possible Points (Weight)	Provider Points Earned
<b>OPM Monitoring Reviews</b>				
Annual Comprehensive Reviews	86%	Not Yet Conducted		
Safety Reviews	91%	86%	15	12.94
<b>Monitoring Sub-Total</b>			<b>15</b>	<b>12.94</b>
<b>CCI Safety Outcomes</b>				
Incidence of Maltreatment	0.17%	No Substantiated Reports	10	10.00
Staff Training/Foundations	95%	100%	5	5.00
Staff Safety Checks	90%	70%	5	3.50
<b>Safety Sub-Total</b>			<b>20</b>	<b>18.50</b>
<b>CCI Permanency Outcomes</b>				
Placement Stability	89%	92%	15	13.80
<b>Permanency Sub-Total</b>			<b>15</b>	<b>13.80</b>
<b>CCI Well-Being Outcomes</b>				
EPSDT Medical Visits	94%	89%	4	3.56
EPSDT Dental Visits	89%	78%	4	3.12
Academic Supports	78%	84%	3	2.52
Provider ECEM Visits	68%	87%	7	6.09
Provider General Contacts	67%	91%	7	6.37
Placements with Siblings	37%	0%	Not Scored	Not Scored
Placements within Legal County	15%	0%	Not Scored	Not Scored
<b>Well-Being Sub-Total</b>			<b>25</b>	<b>21.66</b>

\*Performance calculation descriptions can be found in the FY 2019 RBWO PBP Measurements and Standards Guide.

<b>Monitoring &amp; Outcomes: Possible Points = 75</b>		<b>Points Earned = 66.90</b>	
<b>Score Before Incentives Credit</b>			<b>89.20%</b>
<b>Incentives Awarded</b>			<b>6.36 pts</b>
<b>PBP Verification</b>			<b>N/A pts</b>
<b>Total Score</b>			<b>95.56%</b>



DHS, DFCS, Office of Provider Management  
**Performance-Based Placement Measures**  
**RBWO Provider GA+SCORECARD - CCI**



Report Quarter: Q2 FY2019

**Provider/Program Name: Macedonia Christian Ministries Inc. - dba Camp David Vision of Hope (5318) - CCI**

Program Census Information:		# Children in Care During Quarter: 13	# Placements During Quarter: 13	# Children in Care On Last Day: 9
CCI Incentive Credits	Avg Performance All CCIs (Points)	Provider Performance (%)*	Possible Points (Weight)	Provider Points Earned
Early EPSDT Medical Visits		67%	2	1.34
Early EPSDT Dental Visits		33%	2	0.66
Permanency Contacts		0%	5	0.00
Additional Academic Supports		18%	2	0.36
HS Grad/GED/Prof or Trade Certificate/College		N/A	10/5/5/1	
EYSS Agreement		Not Eligible	5	
Community Connections		0%	4	0.00
Active Agency Accreditation		0%	4	0.00
Staff Clinical Licensure		0%	5	0.00
Behavior Management (threshold = 0)		100%	4	4.00
<b>Incentives Total</b>	<b>8.28</b>			<b>6.36</b>
Maximum total combined incentive credit allowed is 10 points.			<b>Incentives Awarded</b>	<b>6.36</b>

\*Performance calculation descriptions can be found in the FY 2019 RBWO PBP Measurements and Standards Guide.

**Child Protective Services Investigations and Dispositions**

The following investigations data, which is not used for scoring but is considered significant to a provider's performance, is from Georgia SHINES and is not considered final or complete until the end of the fiscal year.

Total Reports:	0
Number Screened In:	0
Number Screened Out:	0
Number Substantiated:	0
Number Unsubstantiated:	0
Number Active CPS Investigations:	0



DHS, DFCS, Office of Provider Management

## Performance-Based Placement Measures

### RBWO Provider GA+SCORECARD - CCI



Report Quarter: Q2 FY2019

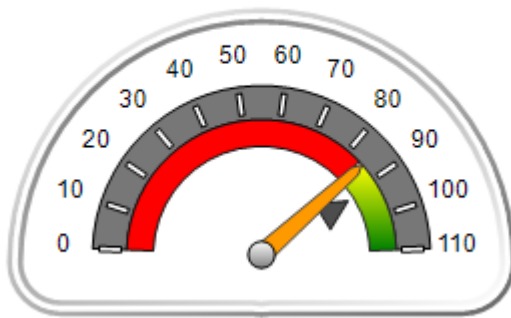
**Provider/Program Name: Marcella's Community Safe House - (5173) - CCI**

1286 Shuman Road, Statesboro, GA 30461	Quarterly Scores (Grades)		Current Quarter Score (Grade)
Phone: 912-587-9560	Q1: 95.49 (A)	Q2: 85.14 (B)	<b>85.14%</b> <b>(B)</b>
Vendor ID# 121477	Q3: N/A	Q4: N/A	
Program Census Information:	# Children in Care During Quarter: 12	# Placements During Quarter: 12	# Children in Care On Last Day: 4

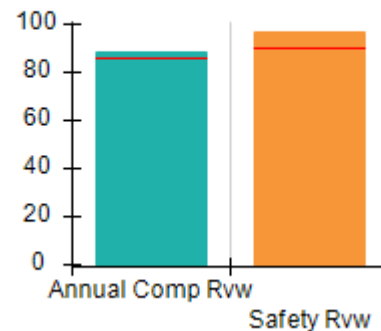
### Quarterly Provider Comparisons to All CCIs

▼ — indicates average for all CCIs

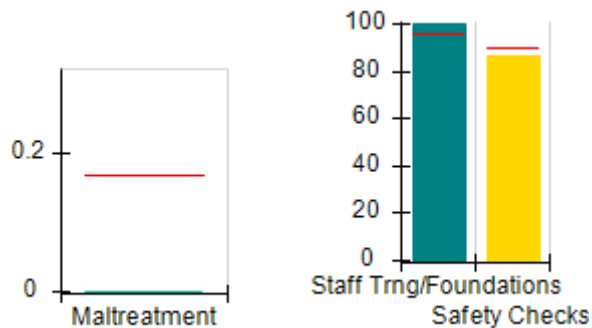
Overall Score (%)



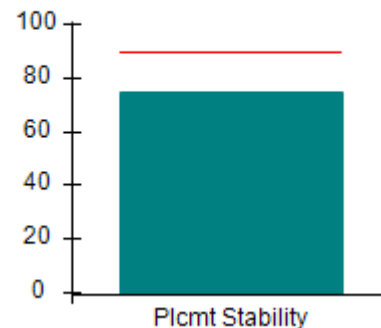
OPM Monitoring Reviews (%)



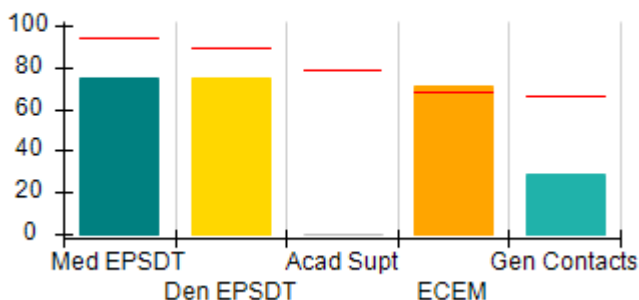
Safety Outcomes (%)



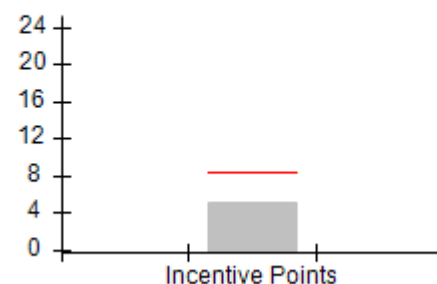
Permanency Outcomes (%)



Well-Being Outcomes (%)



Incentives Earned (Points)





DHS, DFCS, Office of Provider Management  
**Performance-Based Placement Measures**  
**RBWO Provider GA+SCORECARD - CCI**  
 Report Quarter: Q2 FY2019



<b>Provider/Program Name: Marcella's Community Safe House - (5173) - CCI</b>				
1286 Shuman Road, Statesboro, GA 30461		Quarterly Scores (Grades)		Current Quarter Score (Grade)
Phone: 912-587-9560		Q1: 95.49 (A)	Q2: 85.14 (B)	<b>85.14%</b> <b>(B)</b>
Vendor ID# 121477		Q3: N/A	Q4: N/A	
Program Census Information:		# Children in Care During Quarter: 12	# Placements During Quarter: 12	# Children in Care On Last Day: 4
	Avg Performance All CCIs (%)	Provider Performance (%)*	Possible Points (Weight)	Provider Points Earned
<b>OPM Monitoring Reviews</b>				
Annual Comprehensive Reviews	86%	88%	25	22.06
Safety Reviews	91%	97%	15	14.53
<b>Monitoring Sub-Total</b>			<b>40</b>	<b>36.59</b>
<b>CCI Safety Outcomes</b>				
Incidence of Maltreatment	0.17%	No Substantiated Reports	10	10.00
Staff Training/Foundations	95%	100%	5	5.00
Staff Safety Checks	90%	86%	5	4.30
<b>Safety Sub-Total</b>			<b>20</b>	<b>19.30</b>
<b>CCI Permanency Outcomes</b>				
Placement Stability	89%	75%	15	11.25
<b>Permanency Sub-Total</b>			<b>15</b>	<b>11.25</b>
<b>CCI Well-Being Outcomes</b>				
EPSDT Medical Visits	94%	75%	4	3.00
EPSDT Dental Visits	89%	75%	4	3.00
Academic Supports	78%	0%	3	0.00
Provider ECEM Visits	68%	71%	7	4.97
Provider General Contacts	67%	29%	7	2.03
Placements with Siblings	37%	Not Eligible	Not Scored	Not Scored
Placements within Legal County	15%	0%	Not Scored	Not Scored
<b>Well-Being Sub-Total</b>			<b>25</b>	<b>13.00</b>
*Performance calculation descriptions can be found in the FY 2019 RBWO PBP Measurements and Standards Guide.				

<b>Monitoring &amp; Outcomes: Possible Points = 100</b>		<b>Points Earned = 80.14</b>	
<b>Score Before Incentives Credit</b>			<b>80.14%</b>
<b>Incentives Awarded</b>			<b>5.00 pts</b>
<b>PBP Verification</b>			<b>N/A pts</b>
<b>Total Score</b>			<b>85.14%</b>



**DHS, DFCS, Office of Provider Management**  
**Performance-Based Placement Measures**  
**RBWO Provider GA+SCORECARD - CCI**  
**Report Quarter: Q2 FY2019**



**Provider/Program Name: Marcella's Community Safe House - (5173) - CCI**

Program Census Information:		# Children in Care During Quarter: 12	# Placements During Quarter: 12	# Children in Care On Last Day: 4
CCI Incentive Credits	Avg Performance All CCIs (Points)	Provider Performance (%)*	Possible Points (Weight)	Provider Points Earned
Early EPSDT Medical Visits		50%	2	1.00
Early EPSDT Dental Visits		0%	2	0.00
Permanency Contacts		0%	5	0.00
Additional Academic Supports		0%	2	0.00
HS Grad/GED/Prof or Trade Certificate/College		N/A	10/5/5/1	
EYSS Agreement		Not Eligible	5	
Community Connections		0%	4	0.00
Active Agency Accreditation		0%	4	0.00
Staff Clinical Licensure		0%	5	0.00
Behavior Management (threshold = 0)		100%	4	4.00
<b>Incentives Total</b>	<b>8.28</b>			<b>5.00</b>
Maximum total combined incentive credit allowed is 10 points.			<b>Incentives Awarded</b>	<b>5.00</b>

\*Performance calculation descriptions can be found in the FY 2019 RBWO PBP Measurements and Standards Guide.

**Child Protective Services Investigations and Dispositions**

The following investigations data, which is not used for scoring but is considered significant to a provider's performance, is from Georgia SHINES and is not considered final or complete until the end of the fiscal year.

Total Reports:	0
Number Screened In:	0
Number Screened Out:	0
Number Substantiated:	0
Number Unsubstantiated:	0
Number Active CPS Investigations:	0



**DHS, DFCS, Office of Provider Management**  
**Performance-Based Placement Measures**  
**RBWO Provider GA+SCORECARD - CCI**  
**Report Quarter: Q2 FY2019**



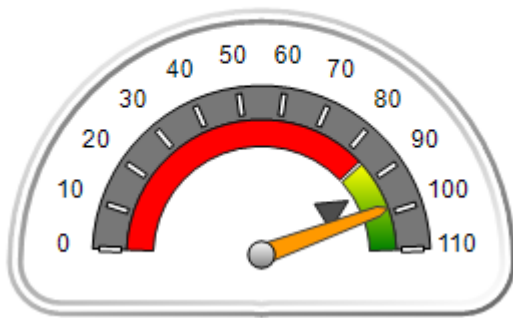
**Provider/Program Name: Meaningful Mentors, LLC - (5325) - CCI**

4241 Ridge Field Ct., Columbus, GA 31907	Quarterly Scores (Grades)		Current Quarter Score (Grade)
Phone: 706-221-6662	Q1: 96.81 (A)	Q2: 98.59 (A+)	<b>98.59%</b> <b>(A+)</b>
Vendor ID# 155750	Q3: N/A	Q4: N/A	
Program Census Information:	# Children in Care During Quarter: 7	# Placements During Quarter: 7	# Children in Care On Last Day: 3

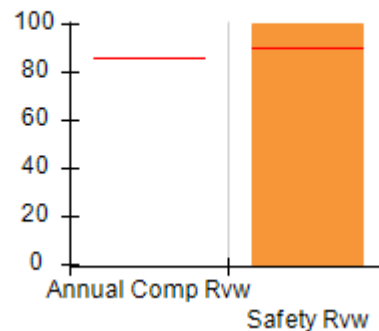
**Quarterly Provider Comparisons to All CCIs**

▼ — indicates average for all CCIs

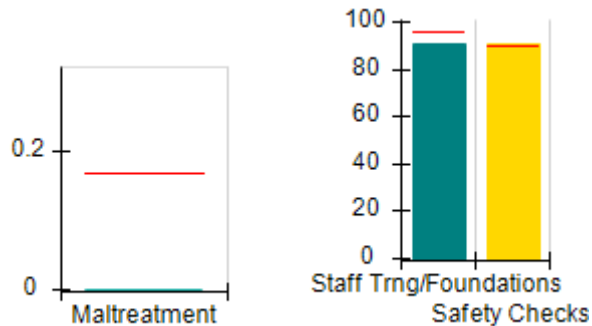
Overall Score (%)



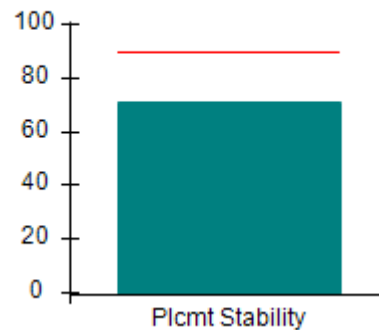
OPM Monitoring Reviews (%)



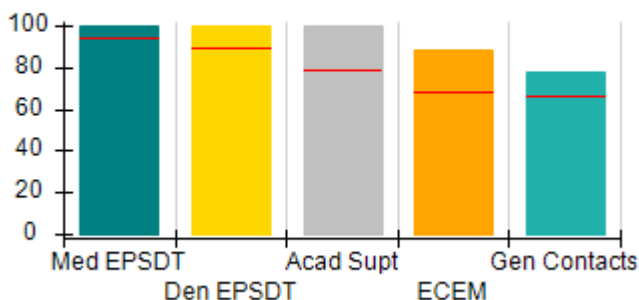
Safety Outcomes (%)



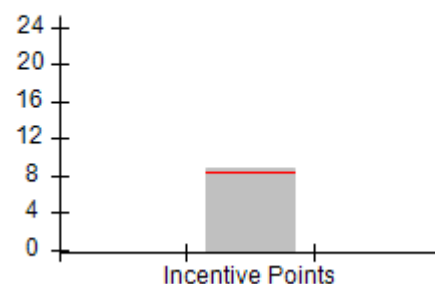
Permanency Outcomes (%)



Well-Being Outcomes (%)



Incentives Earned (Points)





DHS, DFCS, Office of Provider Management  
**Performance-Based Placement Measures**  
**RBWO Provider GA+SCORECARD - CCI**  
 Report Quarter: Q2 FY2019



<b>Provider/Program Name: Meaningful Mentors, LLC - (5325) - CCI</b>				
4241 Ridge Field Ct., Columbus, GA 31907		Quarterly Scores (Grades)		Current Quarter Score (Grade)
Phone: 706-221-6662		Q1: 96.81 (A)	Q2: 98.59 (A+)	<b>98.59%</b> <b>(A+)</b>
Vendor ID# 155750		Q3: N/A	Q4: N/A	
Program Census Information:		# Children in Care During Quarter: 7	# Placements During Quarter: 7	# Children in Care On Last Day: 3
	Avg Performance All CCIs (%)	Provider Performance (%)*	Possible Points (Weight)	Provider Points Earned
<b>OPM Monitoring Reviews</b>				
Annual Comprehensive Reviews	86%	Not Yet Conducted		
Safety Reviews	91%	100%	15	15.00
<b>Monitoring Sub-Total</b>			<b>15</b>	<b>15.00</b>
<b>CCI Safety Outcomes</b>				
Incidence of Maltreatment	0.17%	No Substantiated Reports	10	10.00
Staff Training/Foundations	95%	91%	5	4.55
Staff Safety Checks	90%	91%	5	4.55
<b>Safety Sub-Total</b>			<b>20</b>	<b>19.10</b>
<b>CCI Permanency Outcomes</b>				
Placement Stability	89%	71%	15	10.65
<b>Permanency Sub-Total</b>			<b>15</b>	<b>10.65</b>
<b>CCI Well-Being Outcomes</b>				
EPSDT Medical Visits	94%	100%	4	4.00
EPSDT Dental Visits	89%	100%	4	4.00
Academic Supports	78%	100%	3	3.00
Provider ECEM Visits	68%	88%	7	6.16
Provider General Contacts	67%	78%	7	5.46
Placements with Siblings	37%	0%	Not Scored	Not Scored
Placements within Legal County	15%	0%	Not Scored	Not Scored
<b>Well-Being Sub-Total</b>			<b>25</b>	<b>22.62</b>
*Performance calculation descriptions can be found in the FY 2019 RBWO PBP Measurements and Standards Guide.				

<b>Monitoring &amp; Outcomes: Possible Points = 75</b>		<b>Points Earned = 67.37</b>	
<b>Score Before Incentives Credit</b>			<b>89.83%</b>
<b>Incentives Awarded</b>			<b>8.76 pts</b>
<b>PBP Verification</b>			<b>N/A pts</b>
<b>Total Score</b>			<b>98.59%</b>





**DHS, DFCS, Office of Provider Management**  
**Performance-Based Placement Measures**  
**RBWO Provider GA+SCORECARD - CCI**  
**Report Quarter: Q2 FY2019**



**Provider/Program Name: Meaningful Mentors, LLC - (5325) - CCI**

Program Census Information:		# Children in Care During Quarter: 7	# Placements During Quarter: 7	# Children in Care On Last Day: 3
CCI Incentive Credits	Avg Performance All CCIs (Points)	Provider Performance (%)*	Possible Points (Weight)	Provider Points Earned
Early EPSDT Medical Visits		100%	2	2.00
Early EPSDT Dental Visits		100%	2	2.00
Permanency Contacts		0%	5	0.00
Additional Academic Supports		38%	2	0.76
HS Grad/GED/Prof or Trade Certificate/College		N/A	10/5/5/1	
EYSS Agreement		Not Eligible	5	
Community Connections		0%	4	0.00
Active Agency Accreditation		0%	4	0.00
Staff Clinical Licensure		0%	5	0.00
Behavior Management (threshold = 0)		100%	4	4.00
<b>Incentives Total</b>	<b>8.28</b>			<b>8.76</b>
Maximum total combined incentive credit allowed is 10 points.			<b>Incentives Awarded</b>	<b>8.76</b>

\*Performance calculation descriptions can be found in the FY 2019 RBWO PBP Measurements and Standards Guide.

**Child Protective Services Investigations and Dispositions**

The following investigations data, which is not used for scoring but is considered significant to a provider's performance, is from Georgia SHINES and is not considered final or complete until the end of the fiscal year.

Total Reports:	1
Number Screened In:	1
Number Screened Out:	0
Number Substantiated:	0
Number Unsubstantiated:	0
Number Active CPS Investigations:	1

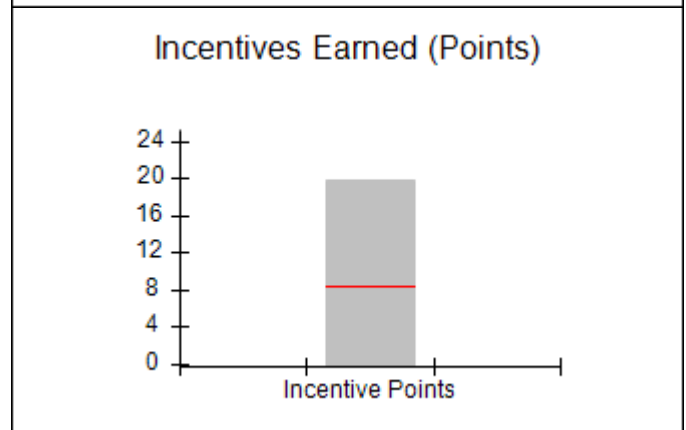
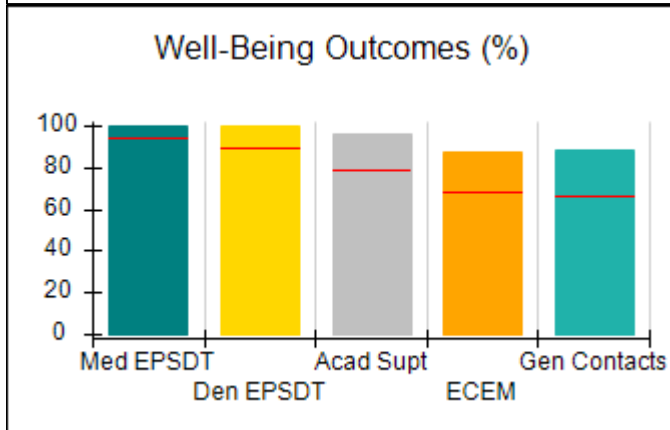
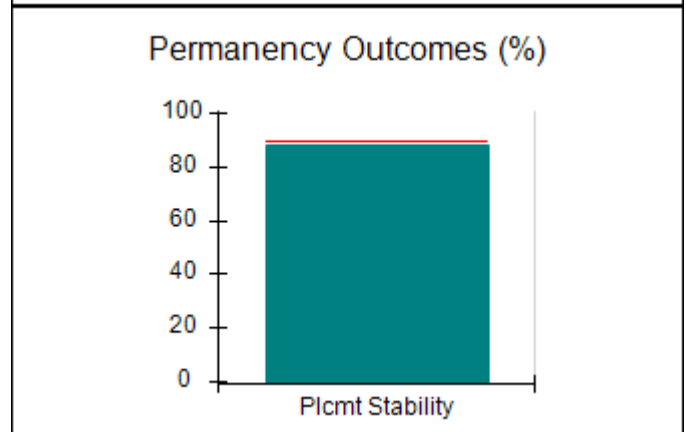
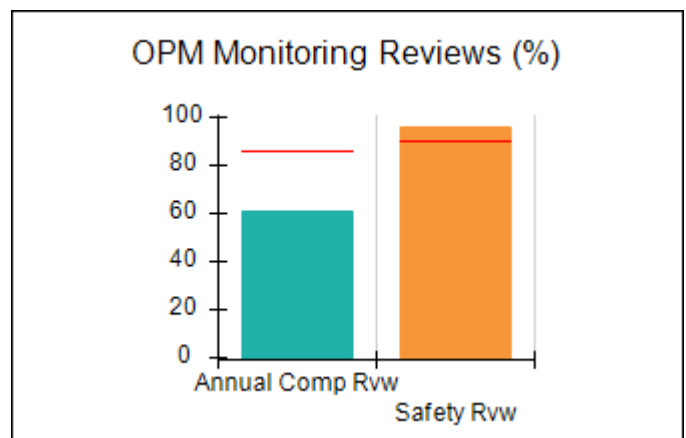
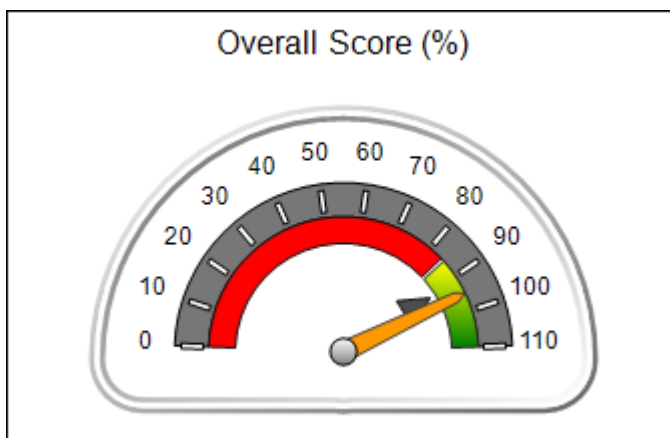


**DHS, DFCS, Office of Provider Management**  
**Performance-Based Placement Measures**  
**RBWO Provider GA+SCORECARD - CCI**  
**Report Quarter: Q2 FY2019**



Provider/Program Name: Mentoring Youth Services - (5122) - CCI			
2700 1st Avenue, Columbus, GA 31904	Quarterly Scores (Grades)		Current Quarter Score (Grade)
Phone: 706-996-6658	Q1: 89.45 (B+)	Q2: 95.20 (A)	<b>95.20%</b> <b>(A)</b>
Vendor ID# 91958	Q3: N/A	Q4: N/A	
Program Census Information:	# Children in Care During Quarter: 16	# Placements During Quarter: 16	# Children in Care On Last Day: 8
Quarterly Provider Comparisons to All CCIs			

▼ — indicates average for all CCIs





DHS, DFCS, Office of Provider Management  
**Performance-Based Placement Measures**  
**RBWO Provider GA+SCORECARD - CCI**  
 Report Quarter: Q2 FY2019



**Provider/Program Name: Mentoring Youth Services - (5122) - CCI**

2700 1st Avenue, Columbus, GA 31904	Quarterly Scores (Grades)		Current Quarter Score (Grade)
Phone: 706-996-6658	Q1: 89.45 (B+)	Q2: 95.20 (A)	<b>95.20%</b> <b>(A)</b>
Vendor ID# 91958	Q3: N/A	Q4: N/A	

Program Census Information:	# Children in Care During Quarter: 16	# Placements During Quarter: 16	# Children in Care On Last Day: 8
-----------------------------	---------------------------------------	---------------------------------	-----------------------------------

	Avg Performance All CCIs (%)	Provider Performance (%)*	Possible Points (Weight)	Provider Points Earned
--	------------------------------	---------------------------	--------------------------	------------------------

**OPM Monitoring Reviews**

Annual Comprehensive Reviews	86%	61%	25	15.27
Safety Reviews	91%	96%	15	14.36
<b>Monitoring Sub-Total</b>			<b>40</b>	<b>29.62</b>

**CCI Safety Outcomes**

Incidence of Maltreatment	0.17%	No Substantiated Reports	10	10.00
Staff Training/Foundations	95%	95%	5	4.75
Staff Safety Checks	90%	90%	5	4.50
<b>Safety Sub-Total</b>			<b>20</b>	<b>19.25</b>

**CCI Permanency Outcomes**

Placement Stability	89%	88%	15	13.20
<b>Permanency Sub-Total</b>			<b>15</b>	<b>13.20</b>

**CCI Well-Being Outcomes**

EPSDT Medical Visits	94%	100%	4	4.00
EPSDT Dental Visits	89%	100%	4	4.00
Academic Supports	78%	96%	3	2.88
Provider ECEM Visits	68%	87%	7	6.09
Provider General Contacts	67%	88%	7	6.16
Placements with Siblings	37%	Not Eligible	Not Scored	Not Scored
Placements within Legal County	15%	0%	Not Scored	Not Scored
<b>Well-Being Sub-Total</b>			<b>25</b>	<b>23.13</b>

\*Performance calculation descriptions can be found in the FY 2019 RBWO PBP Measurements and Standards Guide.

<b>Monitoring &amp; Outcomes: Possible Points = 100</b>	<b>Points Earned = 85.20</b>
<b>Score Before Incentives Credit</b>	<b>85.20%</b>
<b>Incentives Awarded</b>	<b>10.00 pts</b>
<b>PBP Verification</b>	<b>N/A pts</b>
<b>Total Score</b>	<b>95.20%</b>



**DHS, DFCS, Office of Provider Management**  
**Performance-Based Placement Measures**  
**RBWO Provider GA+SCORECARD - CCI**  
**Report Quarter: Q2 FY2019**



**Provider/Program Name: Mentoring Youth Services - (5122) - CCI**

Program Census Information:		# Children in Care During Quarter: 16	# Placements During Quarter: 16	# Children in Care On Last Day: 8
CCI Incentive Credits	Avg Performance All CCIs (Points)	Provider Performance (%)*	Possible Points (Weight)	Provider Points Earned
Early EPSDT Medical Visits		100%	2	2.00
Early EPSDT Dental Visits		100%	2	2.00
Permanency Contacts		0%	5	0.00
Additional Academic Supports		95%	2	1.90
HS Grad/GED/Prof or Trade Certificate/College		N/A	10/5/5/1	5.00
EYSS Agreement		100%	5	5.00
Community Connections		0%	4	0.00
Active Agency Accreditation		0%	4	0.00
Staff Clinical Licensure		0%	5	0.00
Behavior Management (threshold = 0)		100%	4	4.00
<b>Incentives Total</b>	<b>8.28</b>			<b>19.90</b>
Maximum total combined incentive credit allowed is 10 points.			<b>Incentives Awarded</b>	<b>10.00</b>

\*Performance calculation descriptions can be found in the FY 2019 RBWO PBP Measurements and Standards Guide.

**Child Protective Services Investigations and Dispositions**

The following investigations data, which is not used for scoring but is considered significant to a provider's performance, is from Georgia SHINES and is not considered final or complete until the end of the fiscal year.

Total Reports:	0
Number Screened In:	0
Number Screened Out:	0
Number Substantiated:	0
Number Unsubstantiated:	0
Number Active CPS Investigations:	0

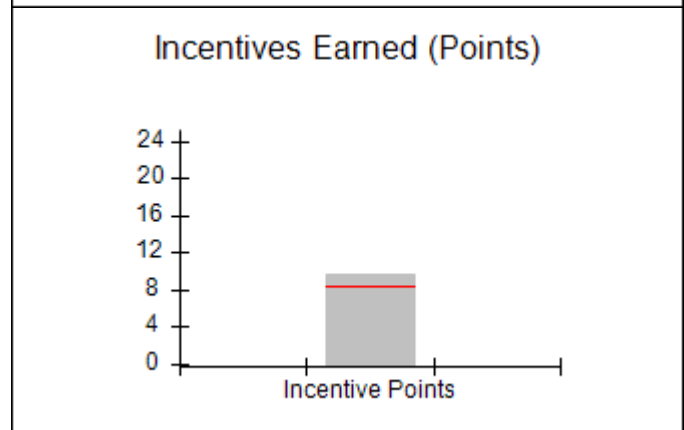
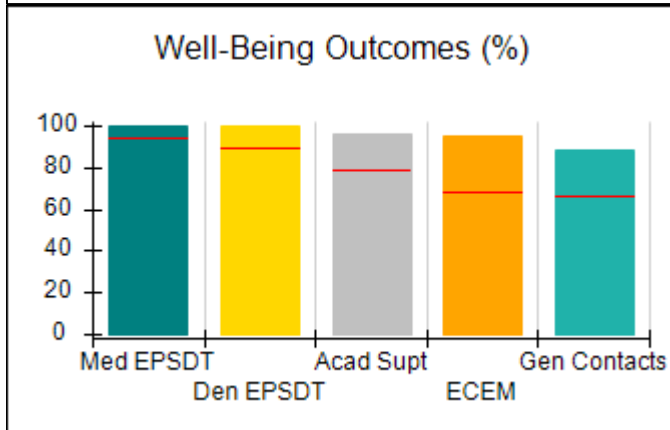
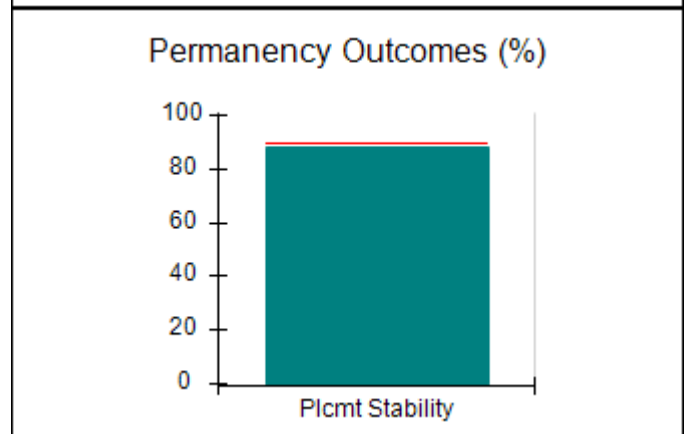
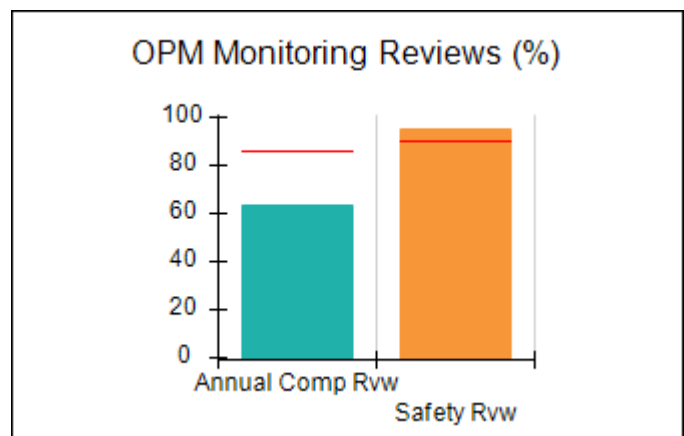
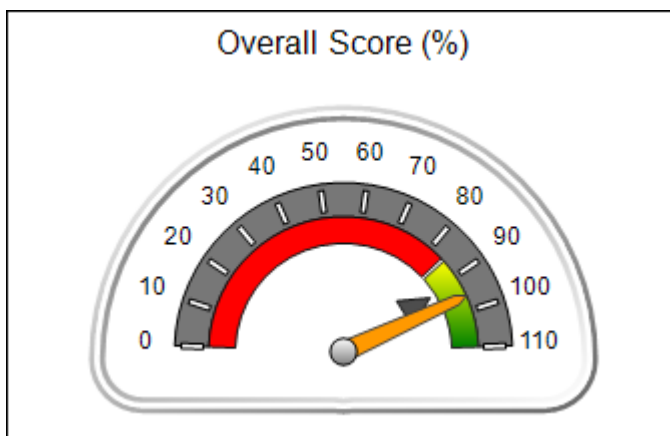


**DHS, DFCS, Office of Provider Management**  
**Performance-Based Placement Measures**  
**RBWO Provider GA+SCORECARD - CCI**  
**Report Quarter: Q2 FY2019**



Provider/Program Name: Mentoring Youth Services - 6th Avenue (5226) - CCI			
2021 6th Avenue, Columbus, GA 31904	Quarterly Scores (Grades)		Current Quarter Score (Grade)
Phone: 706-442-0687	Q1: 93.42 (A-)	Q2: 95.99 (A)	<b>95.99%</b> <b>(A)</b>
Vendor ID# 118388	Q3: N/A	Q4: N/A	
Program Census Information:	# Children in Care During Quarter: 17	# Placements During Quarter: 18	# Children in Care On Last Day: 10
Quarterly Provider Comparisons to All CCIs			

▼ — indicates average for all CCIs





DHS, DFCS, Office of Provider Management  
**Performance-Based Placement Measures**  
**RBWO Provider GA+SCORECARD - CCI**  
 Report Quarter: Q2 FY2019



Provider/Program Name: Mentoring Youth Services - 6th Avenue (5226) - CCI				
2021 6th Avenue, Columbus, GA 31904		Quarterly Scores (Grades)		Current Quarter Score (Grade)
Phone: 706-442-0687		Q1: 93.42 (A-)	Q2: 95.99 (A)	<b>95.99%</b> <b>(A)</b>
Vendor ID# 118388		Q3: N/A	Q4: N/A	
Program Census Information:		# Children in Care During Quarter: 17	# Placements During Quarter: 18	# Children in Care On Last Day: 10
	Avg Performance All CCIs (%)	Provider Performance (%)*	Possible Points (Weight)	Provider Points Earned
<b>OPM Monitoring Reviews</b>				
Annual Comprehensive Reviews	86%	63%	25	15.77
Safety Reviews	91%	95%	15	14.25
<b>Monitoring Sub-Total</b>			<b>40</b>	<b>30.02</b>
<b>CCI Safety Outcomes</b>				
Incidence of Maltreatment	0.17%	No Substantiated Reports	10	10.00
Staff Training/Foundations	95%	100%	5	5.00
Staff Safety Checks	90%	90%	5	4.50
<b>Safety Sub-Total</b>			<b>20</b>	<b>19.50</b>
<b>CCI Permanency Outcomes</b>				
Placement Stability	89%	88%	15	13.20
<b>Permanency Sub-Total</b>			<b>15</b>	<b>13.20</b>
<b>CCI Well-Being Outcomes</b>				
EPSDT Medical Visits	94%	100%	4	4.00
EPSDT Dental Visits	89%	100%	4	4.00
Academic Supports	78%	96%	3	2.88
Provider ECEM Visits	68%	95%	7	6.65
Provider General Contacts	67%	88%	7	6.16
Placements with Siblings	37%	40%	Not Scored	Not Scored
Placements within Legal County	15%	0%	Not Scored	Not Scored
<b>Well-Being Sub-Total</b>			<b>25</b>	<b>23.69</b>
*Performance calculation descriptions can be found in the FY 2019 RBWO PBP Measurements and Standards Guide.				

Monitoring & Outcomes: Possible Points = 100		Points Earned = 86.41	
Score Before Incentives Credit		86.41%	
Incentives Awarded		9.58 pts	
PBP Verification		N/A pts	
Total Score		95.99%	



**DHS, DFCS, Office of Provider Management**  
**Performance-Based Placement Measures**  
**RBWO Provider GA+SCORECARD - CCI**  
**Report Quarter: Q2 FY2019**



**Provider/Program Name: Mentoring Youth Services - 6th Avenue (5226) - CCI**

Program Census Information:		# Children in Care During Quarter: 17	# Placements During Quarter: 18	# Children in Care On Last Day: 10
CCI Incentive Credits	Avg Performance All CCIs (Points)	Provider Performance (%)*	Possible Points (Weight)	Provider Points Earned
Early EPSDT Medical Visits		100%	2	2.00
Early EPSDT Dental Visits		100%	2	2.00
Permanency Contacts		None Planned	5	
Additional Academic Supports		79%	2	1.58
HS Grad/GED/Prof or Trade Certificate/College		N/A	10/5/5/1	
EYSS Agreement		Not Eligible	5	
Community Connections		0%	4	0.00
Active Agency Accreditation		0%	4	0.00
Staff Clinical Licensure		0%	5	0.00
Behavior Management (threshold = 0)		100%	4	4.00
<b>Incentives Total</b>	<b>8.28</b>			<b>9.58</b>
Maximum total combined incentive credit allowed is 10 points.			<b>Incentives Awarded</b>	<b>9.58</b>

\*Performance calculation descriptions can be found in the FY 2019 RBWO PBP Measurements and Standards Guide.

**Child Protective Services Investigations and Dispositions**

The following investigations data, which is not used for scoring but is considered significant to a provider's performance, is from Georgia SHINES and is not considered final or complete until the end of the fiscal year.

Total Reports:	1
Number Screened In:	1
Number Screened Out:	0
Number Substantiated:	0
Number Unsubstantiated:	1
Number Active CPS Investigations:	0



DHS, DFCS, Office of Provider Management

## Performance-Based Placement Measures

### RBWO Provider GA+SCORECARD - CCI



Report Quarter: Q2 FY2019

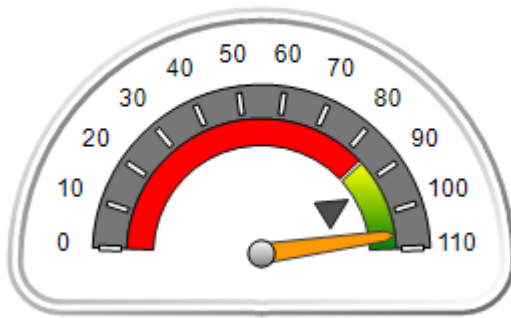
**Provider/Program Name: Methodist Home for Children & Youth, The - Arabella (1016) - CCI**

9308 GA Hwy 85, Waverly Hall, GA 31831	Quarterly Scores (Grades)		Current Quarter Score (Grade)
Phone: 706-582-3843	Q1: 96.90 (A)	Q2: 106.23 (A+)	<b>106.23%</b> <b>(A+)</b>
Vendor ID# 71217	Q3: N/A	Q4: N/A	
Program Census Information:	# Children in Care During Quarter: 10	# Placements During Quarter: 10	# Children in Care On Last Day: 10

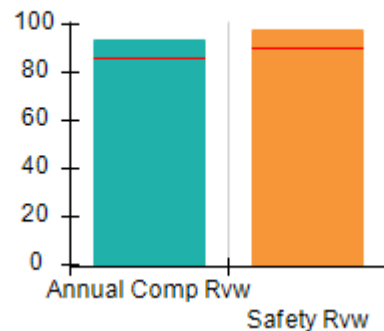
### Quarterly Provider Comparisons to All CCIs

▼ — indicates average for all CCIs

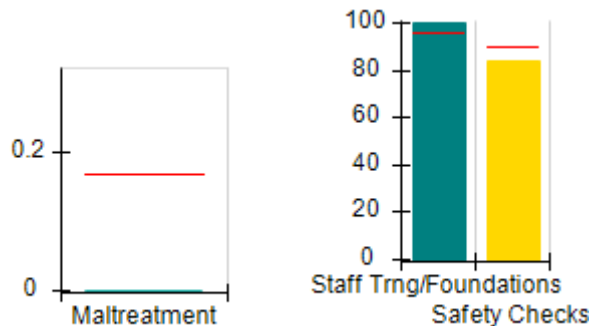
Overall Score (%)



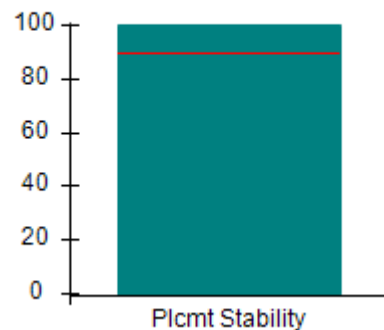
OPM Monitoring Reviews (%)



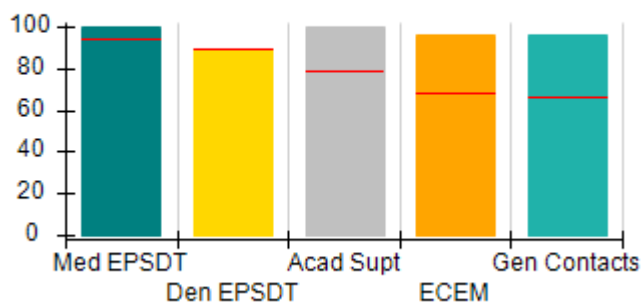
Safety Outcomes (%)



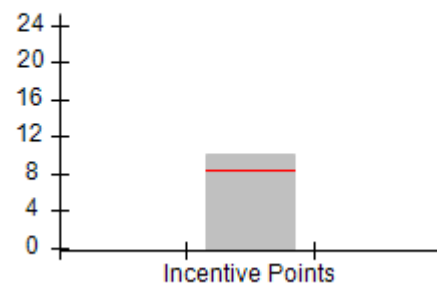
Permanency Outcomes (%)



Well-Being Outcomes (%)



Incentives Earned (Points)







## Performance-Based Placement Measures

### RBWO Provider GA+SCORECARD - CCI

Report Quarter: Q2 FY2019

#### Provider/Program Name: Methodist Home for Children & Youth, The - Arabella (1016) - CCI

9308 GA Hwy 85, Waverly Hall, GA 31831	Quarterly Scores (Grades)		Current Quarter Score (Grade)
Phone: 706-582-3843	Q1: 96.90 (A)	Q2: 106.23 (A+)	<b>106.23% (A+)</b>
Vendor ID# 71217	Q3: N/A	Q4: N/A	

Program Census Information:	# Children in Care During Quarter: 10	# Placements During Quarter: 10	# Children in Care On Last Day: 10
-----------------------------	---------------------------------------	---------------------------------	------------------------------------

	Avg Performance All CCIs (%)	Provider Performance (%)*	Possible Points (Weight)	Provider Points Earned
--	------------------------------	---------------------------	--------------------------	------------------------

#### OPM Monitoring Reviews

Annual Comprehensive Reviews	86%	94%	25	23.41
Safety Reviews	91%	98%	15	14.63
<b>Monitoring Sub-Total</b>			<b>40</b>	<b>38.03</b>

#### CCI Safety Outcomes

Incidence of Maltreatment	0.17%	No Substantiated Reports	10	10.00
Staff Training/Foundations	95%	100%	5	5.00
Staff Safety Checks	90%	84%	5	4.20
<b>Safety Sub-Total</b>			<b>20</b>	<b>19.20</b>

#### CCI Permanency Outcomes

Placement Stability	89%	100%	15	15.00
<b>Permanency Sub-Total</b>			<b>15</b>	<b>15.00</b>

#### CCI Well-Being Outcomes

EPSDT Medical Visits	94%	100%	4	4.00
EPSDT Dental Visits	89%	89%	4	3.56
Academic Supports	78%	100%	3	3.00
Provider ECEM Visits	68%	96%	7	6.72
Provider General Contacts	67%	96%	7	6.72
Placements with Siblings	37%	70%	Not Scored	Not Scored
Placements within Legal County	15%	0%	Not Scored	Not Scored
<b>Well-Being Sub-Total</b>			<b>25</b>	<b>24.00</b>

\*Performance calculation descriptions can be found in the FY 2019 RBWO PBP Measurements and Standards Guide.

Monitoring & Outcomes: Possible Points = 100	Points Earned = 96.23
<b>Score Before Incentives Credit</b>	<b>96.23%</b>
<b>Incentives Awarded</b>	<b>10.00 pts</b>
<b>PBP Verification</b>	<b>N/A pts</b>
<b>Total Score</b>	<b>106.23%</b>



**DHS, DFCS, Office of Provider Management**  
**Performance-Based Placement Measures**  
**RBWO Provider GA+SCORECARD - CCI**



**Report Quarter: Q2 FY2019**

**Provider/Program Name: Methodist Home for Children & Youth, The - Arabella (1016) - CCI**

Program Census Information:		# Children in Care During Quarter: 10	# Placements During Quarter: 10	# Children in Care On Last Day: 10
CCI Incentive Credits	Avg Performance All CCIs (Points)	Provider Performance (%)*	Possible Points (Weight)	Provider Points Earned
Early EPSDT Medical Visits		Not Eligible	2	
Early EPSDT Dental Visits		50%	2	1.00
Permanency Contacts		None Planned	5	
Additional Academic Supports		52%	2	1.04
HS Grad/GED/Prof or Trade Certificate/College		N/A	10/5/5/1	
EYSS Agreement		Not Eligible	5	
Community Connections		0%	4	0.00
Active Agency Accreditation		100%	4	4.00
Staff Clinical Licensure		0%	5	0.00
Behavior Management (threshold = 0)		100%	4	4.00
<b>Incentives Total</b>	<b>8.28</b>			<b>10.04</b>
Maximum total combined incentive credit allowed is 10 points.			<b>Incentives Awarded</b>	<b>10.00</b>

\*Performance calculation descriptions can be found in the FY 2019 RBWO PBP Measurements and Standards Guide.

**Child Protective Services Investigations and Dispositions**

The following investigations data, which is not used for scoring but is considered significant to a provider's performance, is from Georgia SHINES and is not considered final or complete until the end of the fiscal year.

Total Reports:	0
Number Screened In:	0
Number Screened Out:	0
Number Substantiated:	0
Number Unsubstantiated:	0
Number Active CPS Investigations:	0



DHS, DFCS, Office of Provider Management  
**Performance-Based Placement Measures**  
**RBWO Provider GA+SCORECARD - CCI**



Report Quarter: Q2 FY2019

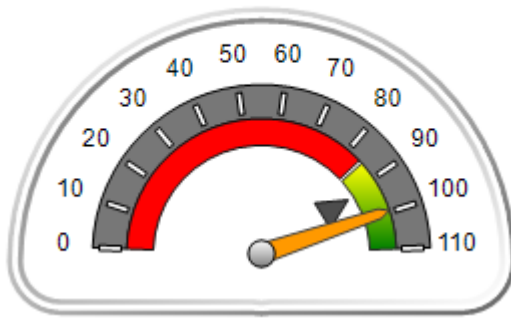
**Provider/Program Name: Methodist Home for Children & Youth, The - dba Americus Group Home (749) - CCI**

102 Mill Creek Rd., Americus, GA 31709	Quarterly Scores (Grades)		Current Quarter Score (Grade)
Phone: 229-924-9550	Q1: 97.71 (A+)	Q2: 99.62 (A+)	<b>99.62%</b> <b>(A+)</b>
Vendor ID# 35463	Q3: N/A	Q4: N/A	
Program Census Information:	# Children in Care During Quarter: 10	# Placements During Quarter: 10	# Children in Care On Last Day: 9

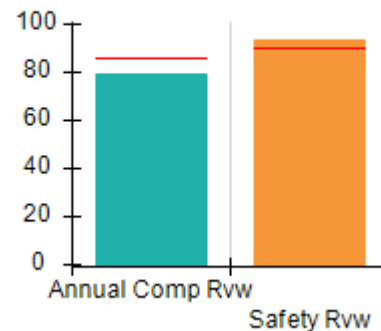
**Quarterly Provider Comparisons to All CCIs**

▼ — indicates average for all CCIs

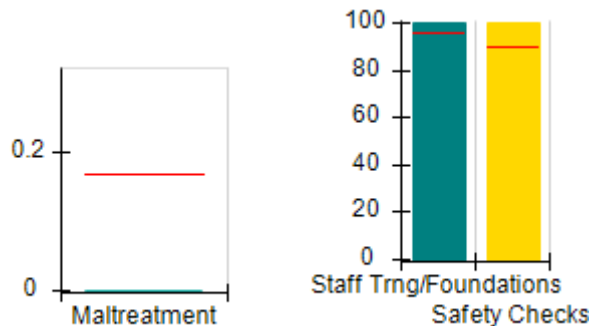
Overall Score (%)



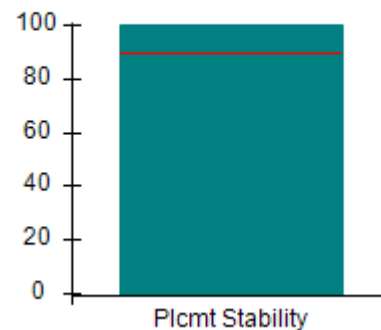
OPM Monitoring Reviews (%)



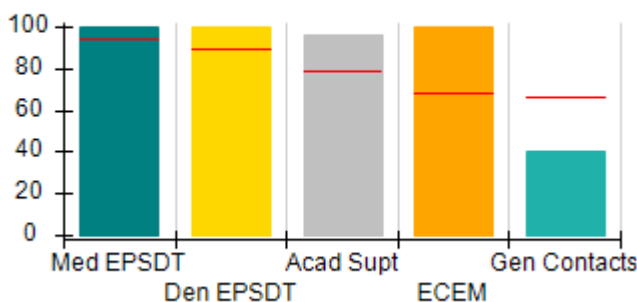
Safety Outcomes (%)



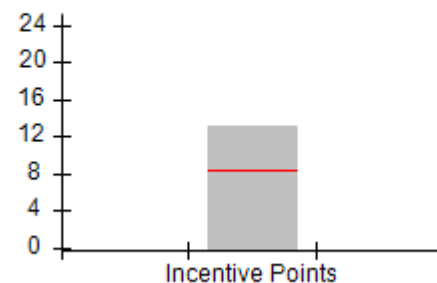
Permanency Outcomes (%)



Well-Being Outcomes (%)



Incentives Earned (Points)





**Performance-Based Placement Measures**  
**RBWO Provider GA+SCORECARD - CCI**

Report Quarter: Q2 FY2019

**Provider/Program Name: Methodist Home for Children & Youth, The - dba Americus Group Home (749) - CCI**

102 Mill Creek Rd., Americus, GA 31709	Quarterly Scores (Grades)		Current Quarter Score (Grade)
Phone: 229-924-9550	Q1: 97.71 (A+)	Q2: 99.62 (A+)	<b>99.62% (A+)</b>
Vendor ID# 35463	Q3: N/A	Q4: N/A	

Program Census Information:	# Children in Care During Quarter: 10	# Placements During Quarter: 10	# Children in Care On Last Day: 9
-----------------------------	---------------------------------------	---------------------------------	-----------------------------------

	Avg Performance All CCIs (%)	Provider Performance (%)*	Possible Points (Weight)	Provider Points Earned
--	------------------------------	---------------------------	--------------------------	------------------------

**OPM Monitoring Reviews**

Annual Comprehensive Reviews	86%	80%	25	19.88
Safety Reviews	91%	94%	15	14.06
<b>Monitoring Sub-Total</b>			<b>40</b>	<b>33.94</b>

**CCI Safety Outcomes**

Incidence of Maltreatment	0.17%	No Substantiated Reports	10	10.00
Staff Training/Foundations	95%	100%	5	5.00
Staff Safety Checks	90%	100%	5	5.00
<b>Safety Sub-Total</b>			<b>20</b>	<b>20.00</b>

**CCI Permanency Outcomes**

Placement Stability	89%	100%	15	15.00
<b>Permanency Sub-Total</b>			<b>15</b>	<b>15.00</b>

**CCI Well-Being Outcomes**

EPSDT Medical Visits	94%	100%	4	4.00
EPSDT Dental Visits	89%	100%	4	4.00
Academic Supports	78%	96%	3	2.88
Provider ECEM Visits	68%	100%	7	7.00
Provider General Contacts	67%	40%	7	2.80
Placements with Siblings	37%	0%	Not Scored	Not Scored
Placements within Legal County	15%	0%	Not Scored	Not Scored
<b>Well-Being Sub-Total</b>			<b>25</b>	<b>20.68</b>

\*Performance calculation descriptions can be found in the FY 2019 RBWO PBP Measurements and Standards Guide.

<b>Monitoring &amp; Outcomes: Possible Points = 100</b>	<b>Points Earned = 89.62</b>
<b>Score Before Incentives Credit</b>	<b>89.62%</b>
<b>Incentives Awarded</b>	<b>10.00 pts</b>
<b>PBP Verification</b>	<b>N/A pts</b>
<b>Total Score</b>	<b>99.62%</b>



DHS, DFCS, Office of Provider Management  
**Performance-Based Placement Measures**  
**RBWO Provider GA+SCORECARD - CCI**



Report Quarter: Q2 FY2019

**Provider/Program Name: Methodist Home for Children & Youth, The - dba Americus Group Home (749) - CCI**

Program Census Information:		# Children in Care During Quarter: 10	# Placements During Quarter: 10	# Children in Care On Last Day: 9
CCI Incentive Credits	Avg Performance All CCIs (Points)	Provider Performance (%)*	Possible Points (Weight)	Provider Points Earned
Early EPSDT Medical Visits		100%	2	2.00
Early EPSDT Dental Visits		100%	2	2.00
Permanency Contacts		None Planned	5	
Additional Academic Supports		54%	2	1.08
HS Grad/GED/Prof or Trade Certificate/College		N/A	10/5/5/1	
EYSS Agreement		Not Eligible	5	
Community Connections		0%	4	0.00
Active Agency Accreditation		100%	4	4.00
Staff Clinical Licensure		0%	5	0.00
Behavior Management (threshold = 0)		100%	4	4.00
<b>Incentives Total</b>	<b>8.28</b>			<b>13.08</b>
Maximum total combined incentive credit allowed is 10 points.			<b>Incentives Awarded</b>	<b>10.00</b>

\*Performance calculation descriptions can be found in the FY 2019 RBWO PBP Measurements and Standards Guide.

**Child Protective Services Investigations and Dispositions**

The following investigations data, which is not used for scoring but is considered significant to a provider's performance, is from Georgia SHINES and is not considered final or complete until the end of the fiscal year.

Total Reports:	0	
Number Screened In:	0	
Number Screened Out:	0	
Number Substantiated:	0	
Number Unsubstantiated:	0	
Number Active CPS Investigations:	0	



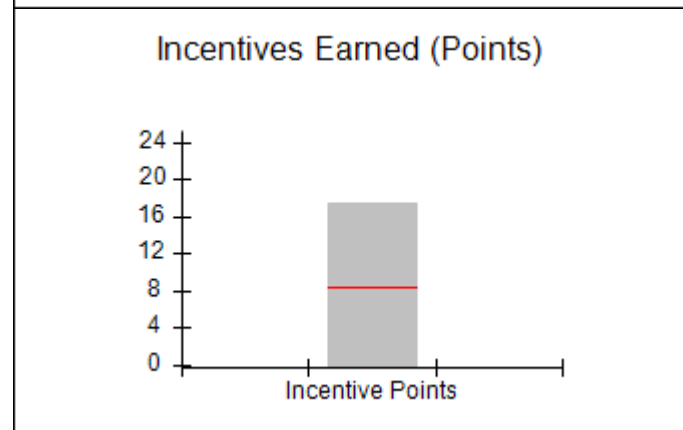
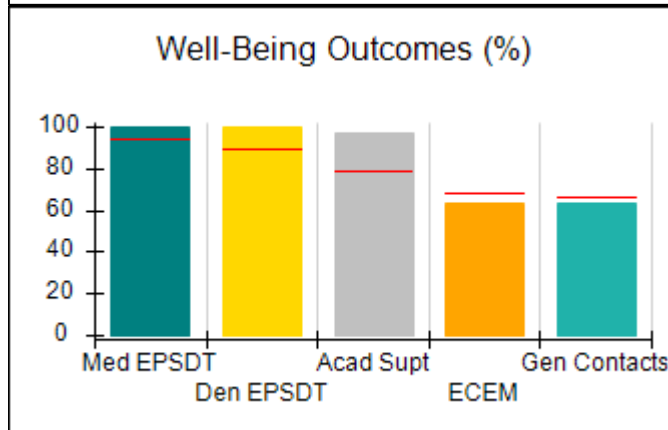
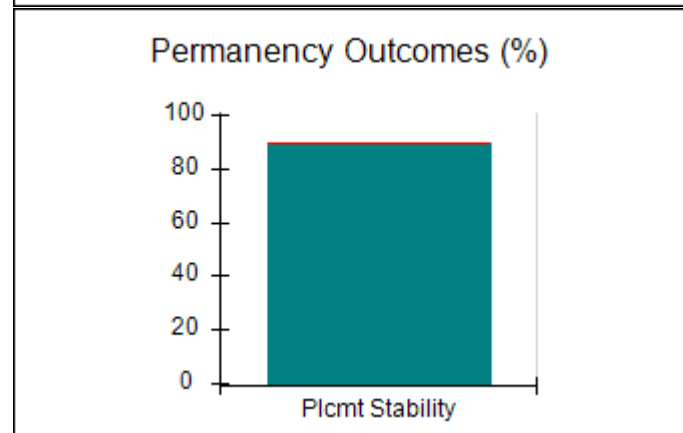
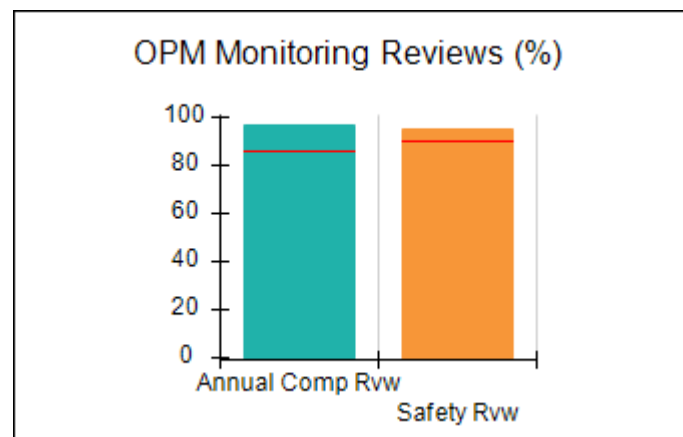
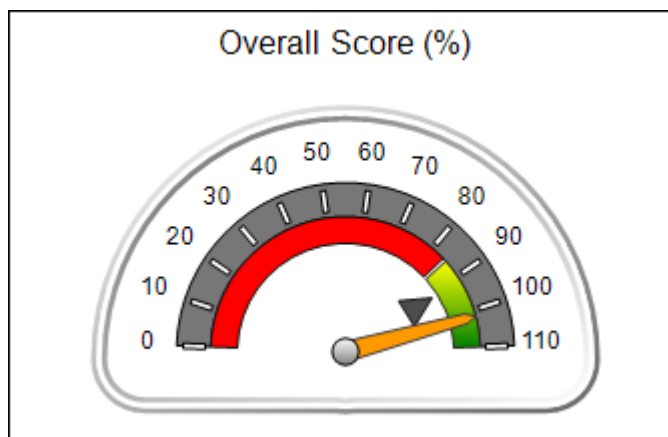
DHS, DFCS, Office of Provider Management  
**Performance-Based Placement Measures**  
**RBWO Provider GA+SCORECARD - CCI**



Report Quarter: Q2 FY2019

Provider/Program Name: Methodist Home for Children & Youth, The - dba St. Marys Group Home (750) - CCI			
3296 Winding Road, St. Marys, GA 31558	Quarterly Scores (Grades)		Current Quarter Score (Grade)
Phone: 912-882-7770	Q1: 105.77 (A+)	Q2: 101.71 (A+)	<b>101.71%</b> <b>(A+)</b>
Vendor ID# 35459	Q3: N/A	Q4: N/A	
Program Census Information:	# Children in Care During Quarter: 10	# Placements During Quarter: 10	# Children in Care On Last Day: 9
Quarterly Provider Comparisons to All CCIs			

▼ — indicates average for all CCIs





# Performance-Based Placement Measures RBWO Provider GA+SCORECARD - CCI

Report Quarter: Q2 FY2019

Provider/Program Name: Methodist Home for Children & Youth, The - dba St. Marys Group Home (750) - CCI				
3296 Winding Road, St. Marys, GA 31558		Quarterly Scores (Grades)		Current Quarter Score (Grade)
Phone: 912-882-7770		Q1: 105.77 (A+)	Q2: 101.71 (A+)	101.71% (A+)
Vendor ID# 35459		Q3: N/A	Q4: N/A	
Program Census Information:		# Children in Care During Quarter: 10	# Placements During Quarter: 10	# Children in Care On Last Day: 9
	Avg Performance All CCIs (%)	Provider Performance (%)*	Possible Points (Weight)	Provider Points Earned
<b>OPM Monitoring Reviews</b>				
Annual Comprehensive Reviews	86%	97%	25	24.23
Safety Reviews	91%	95%	15	14.25
<b>Monitoring Sub-Total</b>			<b>40</b>	<b>38.48</b>
<b>CCI Safety Outcomes</b>				
Incidence of Maltreatment	0.17%	No Substantiated Reports	10	10.00
Staff Training/Foundations	95%	100%	5	5.00
Staff Safety Checks	90%	100%	5	5.00
<b>Safety Sub-Total</b>			<b>20</b>	<b>20.00</b>
<b>CCI Permanency Outcomes</b>				
Placement Stability	89%	90%	15	13.50
<b>Permanency Sub-Total</b>			<b>15</b>	<b>13.50</b>
<b>CCI Well-Being Outcomes</b>				
EPSDT Medical Visits	94%	100%	4	4.00
EPSDT Dental Visits	89%	100%	4	4.00
Academic Supports	78%	97%	3	2.91
Provider ECEM Visits	68%	63%	7	4.41
Provider General Contacts	67%	63%	7	4.41
Placements with Siblings	37%	40%	Not Scored	Not Scored
Placements within Legal County	15%	0%	Not Scored	Not Scored
<b>Well-Being Sub-Total</b>			<b>25</b>	<b>19.73</b>

\*Performance calculation descriptions can be found in the FY 2019 RBWO PBP Measurements and Standards Guide.

Monitoring & Outcomes: Possible Points = 100		Points Earned = 91.71	
Score Before Incentives Credit		91.71%	
Incentives Awarded		10.00 pts	
PBP Verification		N/A pts	
Total Score		101.71%	



**DHS, DFCS, Office of Provider Management**  
**Performance-Based Placement Measures**  
**RBWO Provider GA+SCORECARD - CCI**



**Report Quarter: Q2 FY2019**

**Provider/Program Name: Methodist Home for Children & Youth, The - dba St. Marys Group Home (750) - CCI**

Program Census Information:		# Children in Care During Quarter: 10	# Placements During Quarter: 10	# Children in Care On Last Day: 9
CCI Incentive Credits	Avg Performance All CCIs (Points)	Provider Performance (%)*	Possible Points (Weight)	Provider Points Earned
Early EPSDT Medical Visits		100%	2	2.00
Early EPSDT Dental Visits		100%	2	2.00
Permanency Contacts		100%	5	5.00
Additional Academic Supports		19%	2	0.38
HS Grad/GED/Prof or Trade Certificate/College		N/A	10/5/5/1	
EYSS Agreement		Not Eligible	5	
Community Connections		0%	4	0.00
Active Agency Accreditation		100%	4	4.00
Staff Clinical Licensure		0%	5	0.00
Behavior Management (threshold = 0)		100%	4	4.00
<b>Incentives Total</b>	<b>8.28</b>			<b>17.38</b>
Maximum total combined incentive credit allowed is 10 points.			<b>Incentives Awarded</b>	<b>10.00</b>

\*Performance calculation descriptions can be found in the FY 2019 RBWO PBP Measurements and Standards Guide.

**Child Protective Services Investigations and Dispositions**

The following investigations data, which is not used for scoring but is considered significant to a provider's performance, is from Georgia SHINES and is not considered final or complete until the end of the fiscal year.

Total Reports:	0	
Number Screened In:	0	
Number Screened Out:	0	
Number Substantiated:	0	
Number Unsubstantiated:	0	
Number Active CPS Investigations:	0	





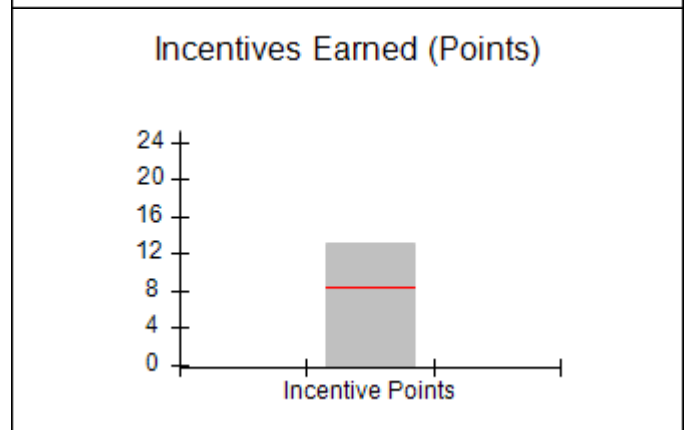
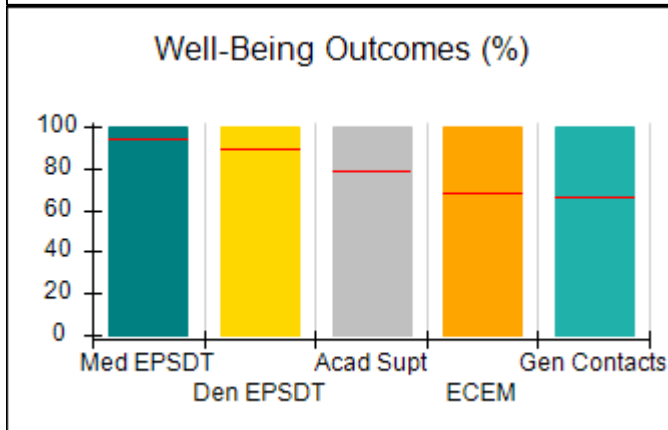
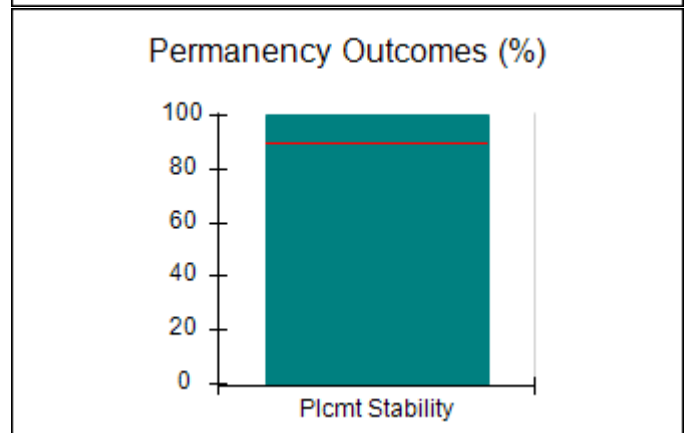
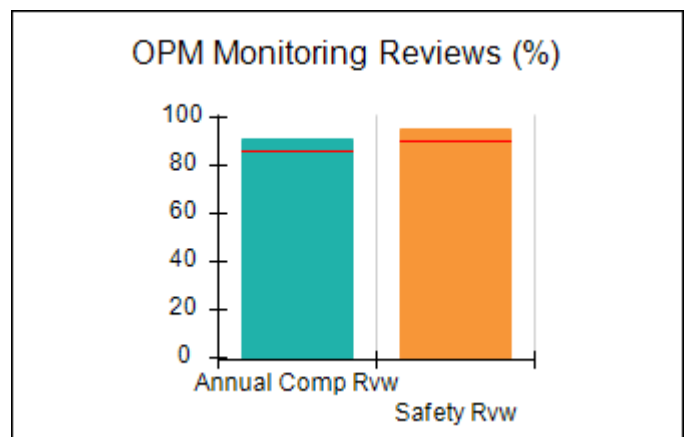
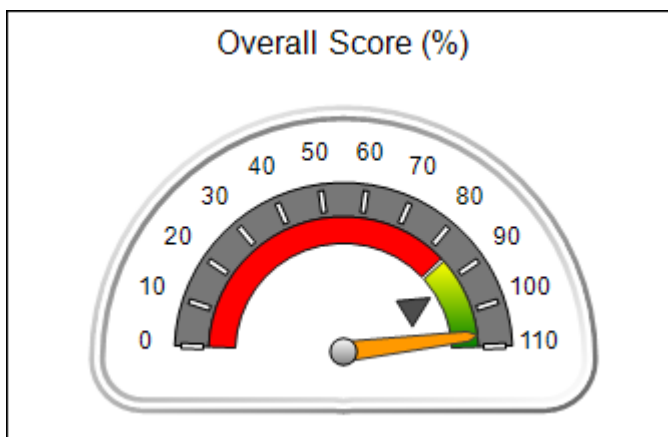
**DHS, DFCS, Office of Provider Management**  
**Performance-Based Placement Measures**  
**RBWO Provider GA+SCORECARD - CCI**



**Report Quarter: Q2 FY2019**

<b>Provider/Program Name: Methodist Home for Children &amp; Youth, The - dba Valdosta Group Home (752) - CCI</b>			
<b>2545 East Park Ave., Valdosta, GA 31605</b>	<b>Quarterly Scores (Grades)</b>		<b>Current Quarter Score (Grade)</b>
<b>Phone: 229-247-5100</b>	<b>Q1: 106.75 (A+)</b>	<b>Q2: 106.94 (A+)</b>	<b>106.94% (A+)</b>
<b>Vendor ID# 35466</b>	<b>Q3: N/A</b>	<b>Q4: N/A</b>	
<b>Program Census Information:</b>	<b># Children in Care During Quarter: 11</b>	<b># Placements During Quarter: 11</b>	<b># Children in Care On Last Day: 10</b>
<b>Quarterly Provider Comparisons to All CCIs</b>			

▼ — indicates average for all CCIs





## Performance-Based Placement Measures

### RBWO Provider GA+SCORECARD - CCI

Report Quarter: Q2 FY2019

<b>Provider/Program Name: Methodist Home for Children &amp; Youth, The - dba Valdosta Group Home (752) - CCI</b>				
2545 East Park Ave., Valdosta, GA 31605		Quarterly Scores (Grades)		Current Quarter Score (Grade)
Phone: 229-247-5100		Q1: 106.75 (A+)	Q2: 106.94 (A+)	<b>106.94% (A+)</b>
Vendor ID# 35466		Q3: N/A	Q4: N/A	
Program Census Information:		# Children in Care During Quarter: 11	# Placements During Quarter: 11	# Children in Care On Last Day: 10
	Avg Performance All CCIs (%)	Provider Performance (%)*	Possible Points (Weight)	Provider Points Earned
<b>OPM Monitoring Reviews</b>				
Annual Comprehensive Reviews	86%	91%	25	22.71
Safety Reviews	91%	95%	15	14.24
<b>Monitoring Sub-Total</b>			<b>40</b>	<b>36.94</b>
<b>CCI Safety Outcomes</b>				
Incidence of Maltreatment	0.17%	No Substantiated Reports	10	10.00
Staff Training/Foundations	95%	100%	5	5.00
Staff Safety Checks	90%	100%	5	5.00
<b>Safety Sub-Total</b>			<b>20</b>	<b>20.00</b>
<b>CCI Permanency Outcomes</b>				
Placement Stability	89%	100%	15	15.00
<b>Permanency Sub-Total</b>			<b>15</b>	<b>15.00</b>
<b>CCI Well-Being Outcomes</b>				
EPSDT Medical Visits	94%	100%	4	4.00
EPSDT Dental Visits	89%	100%	4	4.00
Academic Supports	78%	100%	3	3.00
Provider ECEM Visits	68%	100%	7	7.00
Provider General Contacts	67%	100%	7	7.00
Placements with Siblings	37%	0%	Not Scored	Not Scored
Placements within Legal County	15%	0%	Not Scored	Not Scored
<b>Well-Being Sub-Total</b>			<b>25</b>	<b>25.00</b>
*Performance calculation descriptions can be found in the FY 2019 RBWO PBP Measurements and Standards Guide.				

<b>Monitoring &amp; Outcomes: Possible Points = 100</b>		<b>Points Earned = 96.94</b>	
<b>Score Before Incentives Credit</b>			<b>96.94%</b>
<b>Incentives Awarded</b>			<b>10.00 pts</b>
<b>PBP Verification</b>			<b>N/A pts</b>
<b>Total Score</b>			<b>106.94%</b>



**DHS, DFCS, Office of Provider Management**  
**Performance-Based Placement Measures**  
**RBWO Provider GA+SCORECARD - CCI**



**Report Quarter: Q2 FY2019**

**Provider/Program Name: Methodist Home for Children & Youth, The - dba Valdosta Group Home (752) - CCI**

Program Census Information:		# Children in Care During Quarter: 11	# Placements During Quarter: 11	# Children in Care On Last Day: 10
CCI Incentive Credits	Avg Performance All CCIs (Points)	Provider Performance (%)*	Possible Points (Weight)	Provider Points Earned
Early EPSDT Medical Visits		100%	2	2.00
Early EPSDT Dental Visits		86%	2	1.72
Permanency Contacts		None Planned	5	
Additional Academic Supports		74%	2	1.48
HS Grad/GED/Prof or Trade Certificate/College		N/A	10/5/5/1	
EYSS Agreement		Not Eligible	5	
Community Connections		0%	4	0.00
Active Agency Accreditation		100%	4	4.00
Staff Clinical Licensure		0%	5	0.00
Behavior Management (threshold = 0)		100%	4	4.00
<b>Incentives Total</b>	<b>8.28</b>			<b>13.20</b>
Maximum total combined incentive credit allowed is 10 points.			<b>Incentives Awarded</b>	<b>10.00</b>

\*Performance calculation descriptions can be found in the FY 2019 RBWO PBP Measurements and Standards Guide.

**Child Protective Services Investigations and Dispositions**

The following investigations data, which is not used for scoring but is considered significant to a provider's performance, is from Georgia SHINES and is not considered final or complete until the end of the fiscal year.

Total Reports:	0
Number Screened In:	0
Number Screened Out:	0
Number Substantiated:	0
Number Unsubstantiated:	0
Number Active CPS Investigations:	0

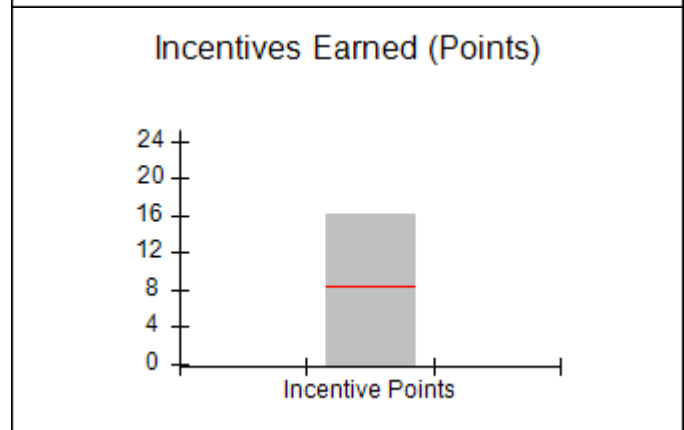
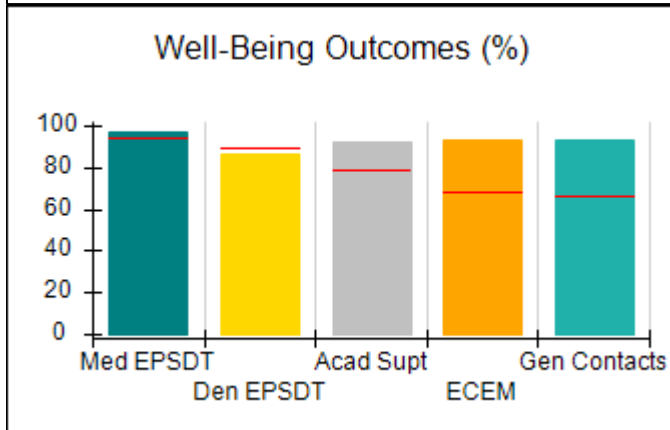
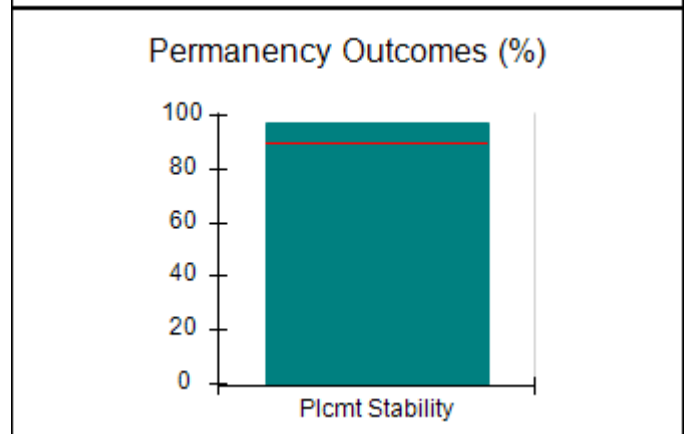
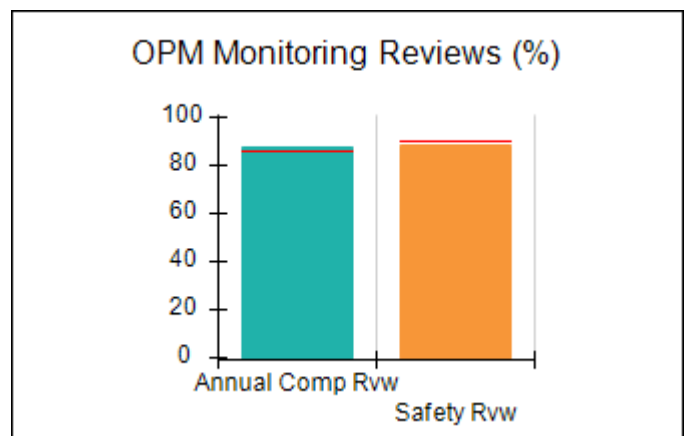
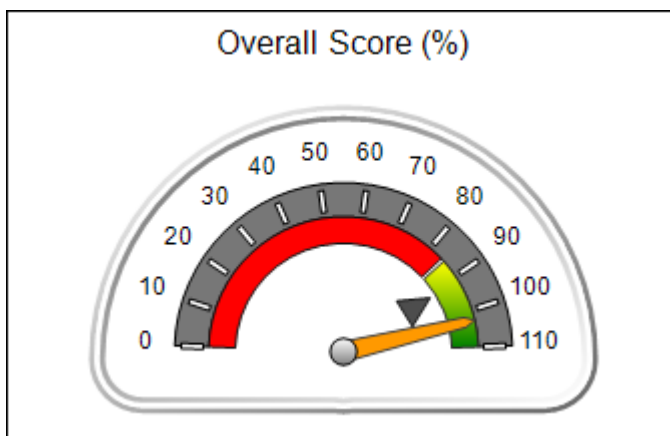


DHS, DFCS, Office of Provider Management  
**Performance-Based Placement Measures**  
**RBWO Provider GA+SCORECARD - CCI**  
 Report Quarter: Q2 FY2019



Provider/Program Name: Methodist Home for Children & Youth, The - Macon (754) - CCI			
304 Pierce Ave., Macon, GA 31204	Quarterly Scores (Grades)		Current Quarter Score (Grade)
Phone: 478-751-2800	Q1: 98.34 (A+)	Q2: 102.83 (A+)	<b>102.83%</b> <b>(A+)</b>
Vendor ID# 35456	Q3: N/A	Q4: N/A	
Program Census Information:	# Children in Care During Quarter: 70	# Placements During Quarter: 71	# Children in Care On Last Day: 54
Quarterly Provider Comparisons to All CCIs			

▼ — indicates average for all CCIs





DHS, DFCS, Office of Provider Management  
**Performance-Based Placement Measures**  
**RBWO Provider GA+SCORECARD - CCI**  
 Report Quarter: Q2 FY2019



Provider/Program Name: Methodist Home for Children & Youth, The - Macon (754) - CCI				
304 Pierce Ave., Macon, GA 31204		Quarterly Scores (Grades)		Current Quarter Score (Grade)
Phone: 478-751-2800		Q1: 98.34 (A+)	Q2: 102.83 (A+)	<b>102.83%</b> <b>(A+)</b>
Vendor ID# 35456		Q3: N/A	Q4: N/A	
Program Census Information:		# Children in Care During Quarter: 70	# Placements During Quarter: 71	# Children in Care On Last Day: 54
	Avg Performance All CCIs (%)	Provider Performance (%)*	Possible Points (Weight)	Provider Points Earned
<b>OPM Monitoring Reviews</b>				
Annual Comprehensive Reviews	86%	88%	25	21.97
Safety Reviews	91%	89%	15	13.31
<b>Monitoring Sub-Total</b>			<b>40</b>	<b>35.28</b>
<b>CCI Safety Outcomes</b>				
Incidence of Maltreatment	0.17%	No Substantiated Reports	10	10.00
Staff Training/Foundations	95%	98%	5	4.90
Staff Safety Checks	90%	100%	5	5.00
<b>Safety Sub-Total</b>			<b>20</b>	<b>19.90</b>
<b>CCI Permanency Outcomes</b>				
Placement Stability	89%	97%	15	14.55
<b>Permanency Sub-Total</b>			<b>15</b>	<b>14.55</b>
<b>CCI Well-Being Outcomes</b>				
EPSDT Medical Visits	94%	97%	4	3.88
EPSDT Dental Visits	89%	86%	4	3.44
Academic Supports	78%	92%	3	2.76
Provider ECEM Visits	68%	93%	7	6.51
Provider General Contacts	67%	93%	7	6.51
Placements with Siblings	37%	31%	Not Scored	Not Scored
Placements within Legal County	15%	25%	Not Scored	Not Scored
<b>Well-Being Sub-Total</b>			<b>25</b>	<b>23.10</b>
*Performance calculation descriptions can be found in the FY 2019 RBWO PBP Measurements and Standards Guide.				

<b>Monitoring &amp; Outcomes: Possible Points = 100</b>		<b>Points Earned = 92.83</b>	
<b>Score Before Incentives Credit</b>			<b>92.83%</b>
<b>Incentives Awarded</b>			<b>10.00 pts</b>
<b>PBP Verification</b>			<b>N/A pts</b>
<b>Total Score</b>			<b>102.83%</b>



**DHS, DFCS, Office of Provider Management**  
**Performance-Based Placement Measures**  
**RBWO Provider GA+SCORECARD - CCI**  
**Report Quarter: Q2 FY2019**



**Provider/Program Name: Methodist Home for Children & Youth, The - Macon (754) - CCI**

Program Census Information:		# Children in Care During Quarter: 70	# Placements During Quarter: 71	# Children in Care On Last Day: 54
CCI Incentive Credits	Avg Performance All CCIs (Points)	Provider Performance (%)*	Possible Points (Weight)	Provider Points Earned
Early EPSDT Medical Visits		90%	2	1.80
Early EPSDT Dental Visits		63%	2	1.26
Permanency Contacts		80%	5	4.00
Additional Academic Supports		51%	2	1.02
HS Grad/GED/Prof or Trade Certificate/College		N/A	10/5/5/1	
EYSS Agreement		Not Eligible	5	
Community Connections		0%	4	0.00
Active Agency Accreditation		100%	4	4.00
Staff Clinical Licensure		0%	5	0.00
Behavior Management (threshold = 0)		100%	4	4.00
<b>Incentives Total</b>	<b>8.28</b>			<b>16.08</b>
Maximum total combined incentive credit allowed is 10 points.			<b>Incentives Awarded</b>	<b>10.00</b>

\*Performance calculation descriptions can be found in the FY 2019 RBWO PBP Measurements and Standards Guide.

**Child Protective Services Investigations and Dispositions**

The following investigations data, which is not used for scoring but is considered significant to a provider's performance, is from Georgia SHINES and is not considered final or complete until the end of the fiscal year.

Total Reports:	2
Number Screened In:	0
Number Screened Out:	2
Number Substantiated:	0
Number Unsubstantiated:	0
Number Active CPS Investigations:	0



# Performance-Based Placement Measures

## RBWO Provider GA+SCORECARD - CCI

Report Quarter: Q2 FY2019

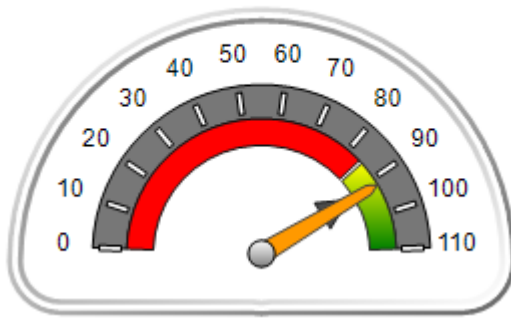
**Provider/Program Name: Methodist Home for Children & Youth, The - Our House at Carpenter's Way Ranch (1015) - CCI**

1645 Hunter Rd., Cataula, GA 31804	Quarterly Scores (Grades)		Current Quarter Score (Grade)
Phone: 706-322-5406	Q1: 94.58 (A)	Q2: 92.06 (A-)	<b>92.06%</b> <b>(A-)</b>
Vendor ID# 35257	Q3: N/A	Q4: N/A	
Program Census Information:	# Children in Care During Quarter: 28	# Placements During Quarter: 28	# Children in Care On Last Day: 23

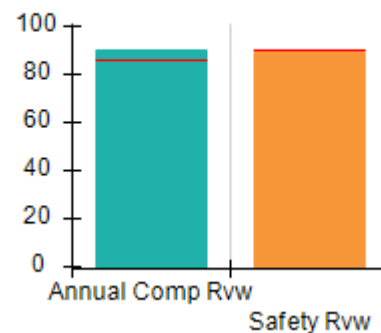
### Quarterly Provider Comparisons to All CCIs

indicates average for all CCIs

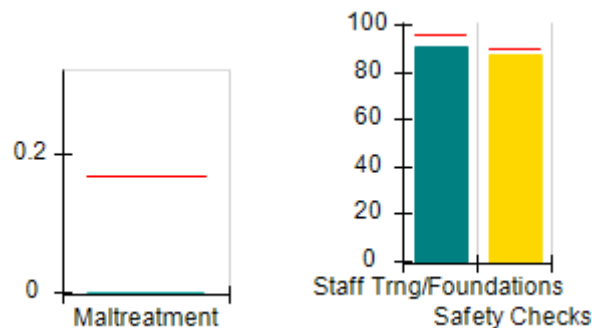
Overall Score (%)



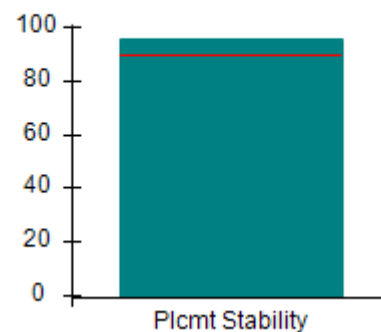
OPM Monitoring Reviews (%)



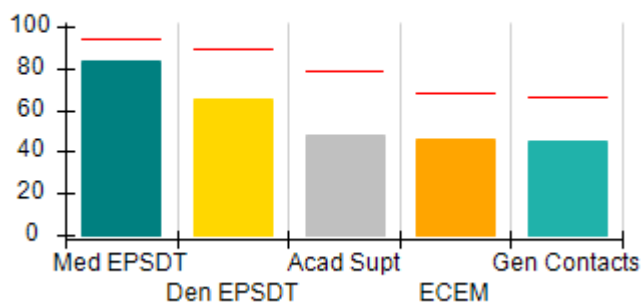
Safety Outcomes (%)



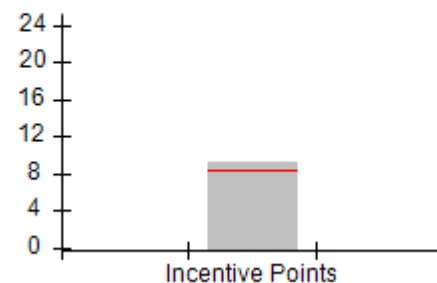
Permanency Outcomes (%)



Well-Being Outcomes (%)



Incentives Earned (Points)





# Performance-Based Placement Measures

## RBWO Provider GA+SCORECARD - CCI

Report Quarter: Q2 FY2019

<b>Provider/Program Name: Methodist Home for Children &amp; Youth, The - Our House at Carpenter's Way Ranch (1015) - CCI</b>				
1645 Hunter Rd., Cataula, GA 31804		Quarterly Scores (Grades)		Current Quarter Score (Grade)
Phone: 706-322-5406		Q1: 94.58 (A)	Q2: 92.06 (A-)	<b>92.06%</b> <b>(A-)</b>
Vendor ID# 35257		Q3: N/A	Q4: N/A	
Program Census Information:		# Children in Care During Quarter: 28	# Placements During Quarter: 28	# Children in Care On Last Day: 23
	Avg Performance All CCIs (%)	Provider Performance (%)*	Possible Points (Weight)	Provider Points Earned
<b>OPM Monitoring Reviews</b>				
Annual Comprehensive Reviews	86%	90%	25	22.51
Safety Reviews	91%	89%	15	13.37
<b>Monitoring Sub-Total</b>			<b>40</b>	<b>35.87</b>
<b>CCI Safety Outcomes</b>				
Incidence of Maltreatment	0.17%	No Substantiated Reports	10	10.00
Staff Training/Foundations	95%	91%	5	4.55
Staff Safety Checks	90%	87%	5	4.35
<b>Safety Sub-Total</b>			<b>20</b>	<b>18.90</b>
<b>CCI Permanency Outcomes</b>				
Placement Stability	89%	96%	15	14.40
<b>Permanency Sub-Total</b>			<b>15</b>	<b>14.40</b>
<b>CCI Well-Being Outcomes</b>				
EPSDT Medical Visits	94%	83%	4	3.32
EPSDT Dental Visits	89%	65%	4	2.60
Academic Supports	78%	48%	3	1.44
Provider ECEM Visits	68%	46%	7	3.22
Provider General Contacts	67%	45%	7	3.15
Placements with Siblings	37%	94%	Not Scored	Not Scored
Placements within Legal County	15%	0%	Not Scored	Not Scored
<b>Well-Being Sub-Total</b>			<b>25</b>	<b>13.73</b>

\*Performance calculation descriptions can be found in the FY 2019 RBWO PBP Measurements and Standards Guide.

<b>Monitoring &amp; Outcomes: Possible Points = 100</b>		<b>Points Earned = 82.90</b>	
<b>Score Before Incentives Credit</b>			<b>82.90%</b>
<b>Incentives Awarded</b>			<b>9.16 pts</b>
<b>PBP Verification</b>			<b>N/A pts</b>
<b>Total Score</b>			<b>92.06%</b>





**DHS, DFCS, Office of Provider Management**  
**Performance-Based Placement Measures**  
**RBWO Provider GA+SCORECARD - CCI**



**Report Quarter: Q2 FY2019**

**Provider/Program Name: Methodist Home for Children & Youth, The - Our House at Carpenter's Way Ranch (1015) - CCI**

Program Census Information:		# Children in Care During Quarter: 28	# Placements During Quarter: 28	# Children in Care On Last Day: 23
CCI Incentive Credits	Avg Performance All CCIs (Points)	Provider Performance (%)*	Possible Points (Weight)	Provider Points Earned
Early EPSDT Medical Visits		20%	2	0.40
Early EPSDT Dental Visits		11%	2	0.22
Permanency Contacts		0%	5	0.00
Additional Academic Supports		27%	2	0.54
HS Grad/GED/Prof or Trade Certificate/College		N/A	10/5/5/1	
EYSS Agreement		Not Eligible	5	
Community Connections		0%	4	0.00
Active Agency Accreditation		100%	4	4.00
Staff Clinical Licensure		0%	5	0.00
Behavior Management (threshold = 0)		100%	4	4.00
<b>Incentives Total</b>	<b>8.28</b>			<b>9.16</b>
Maximum total combined incentive credit allowed is 10 points.			<b>Incentives Awarded</b>	<b>9.16</b>

\*Performance calculation descriptions can be found in the FY 2019 RBWO PBP Measurements and Standards Guide.

### Child Protective Services Investigations and Dispositions

The following investigations data, which is not used for scoring but is considered significant to a provider's performance, is from Georgia SHINES and is not considered final or complete until the end of the fiscal year.

Total Reports:	0
Number Screened In:	0
Number Screened Out:	0
Number Substantiated:	0
Number Unsubstantiated:	0
Number Active CPS Investigations:	0



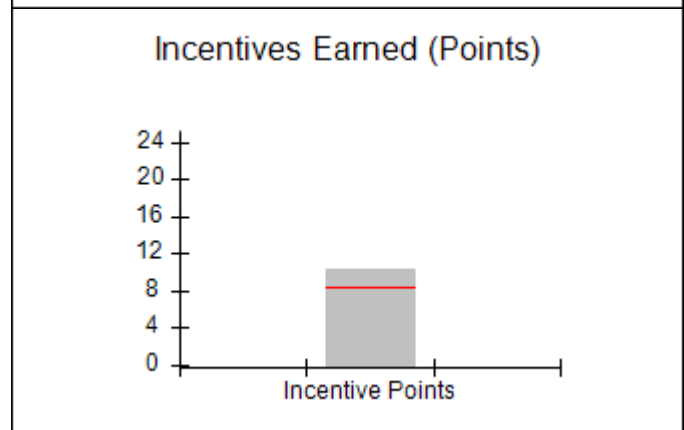
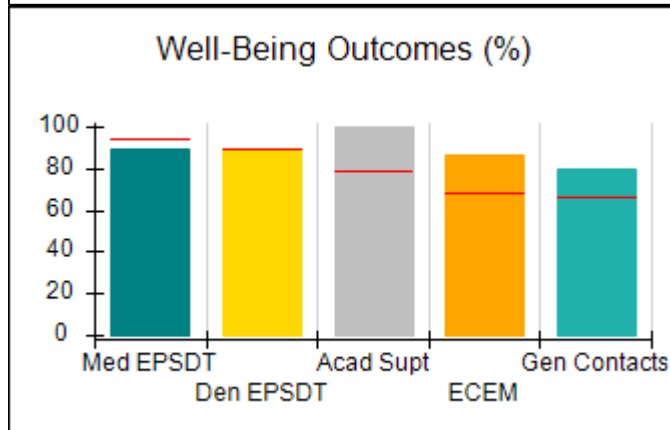
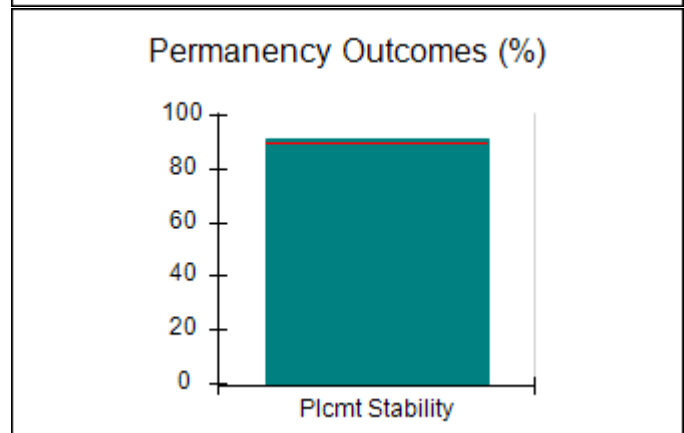
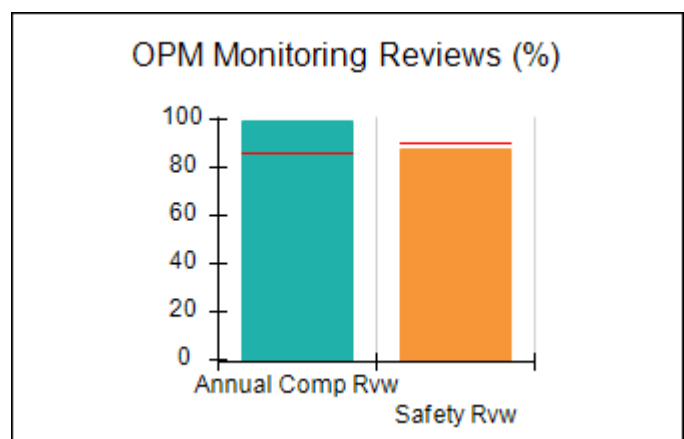
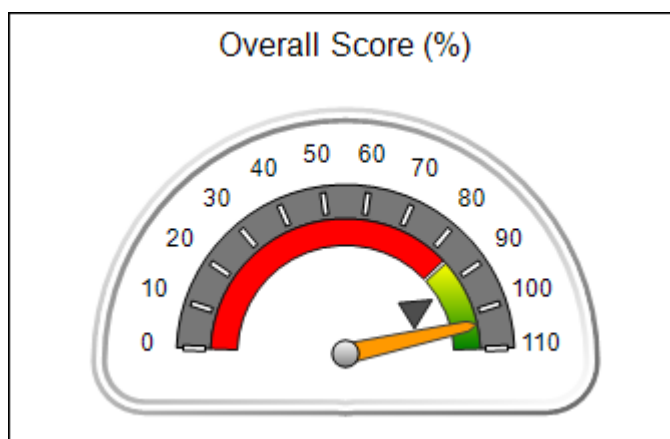
**DHS, DFCS, Office of Provider Management**  
**Performance-Based Placement Measures**  
**RBWO Provider GA+SCORECARD - CCI**



**Report Quarter: Q2 FY2019**

Provider/Program Name: Methodist Home for Children & Youth, The - STARS Program (753) - CCI			
304 Pierce Ave., Macon, GA 31204	Quarterly Scores (Grades)		Current Quarter Score (Grade)
Phone: 478-751-2800	Q1: 97.21 (A+)	Q2: 103.39 (A+)	<b>103.39%</b> <b>(A+)</b>
Vendor ID# 35461	Q3: N/A	Q4: N/A	
Program Census Information:	# Children in Care During Quarter: 11	# Placements During Quarter: 11	# Children in Care On Last Day: 6
Quarterly Provider Comparisons to All CCIs			

▼ — indicates average for all CCIs





## Performance-Based Placement Measures

### RBWO Provider GA+SCORECARD - CCI

Report Quarter: Q2 FY2019

Provider/Program Name: Methodist Home for Children & Youth, The - STARS Program (753) - CCI				
304 Pierce Ave., Macon, GA 31204		Quarterly Scores (Grades)		Current Quarter Score (Grade)
Phone: 478-751-2800		Q1: 97.21 (A+)	Q2: 103.39 (A+)	<b>103.39% (A+)</b>
Vendor ID# 35461		Q3: N/A	Q4: N/A	
Program Census Information:		# Children in Care During Quarter: 11	# Placements During Quarter: 11	# Children in Care On Last Day: 6
	Avg Performance All CCIs (%)	Provider Performance (%)*	Possible Points (Weight)	Provider Points Earned
<b>OPM Monitoring Reviews</b>				
Annual Comprehensive Reviews	86%	100%	25	24.90
Safety Reviews	91%	87%	15	13.10
<b>Monitoring Sub-Total</b>			<b>40</b>	<b>38.00</b>
<b>CCI Safety Outcomes</b>				
Incidence of Maltreatment	0.17%	No Substantiated Reports	10	10.00
Staff Training/Foundations	95%	100%	5	5.00
Staff Safety Checks	90%	100%	5	5.00
<b>Safety Sub-Total</b>			<b>20</b>	<b>20.00</b>
<b>CCI Permanency Outcomes</b>				
Placement Stability	89%	91%	15	13.65
<b>Permanency Sub-Total</b>			<b>15</b>	<b>13.65</b>
<b>CCI Well-Being Outcomes</b>				
EPSDT Medical Visits	94%	89%	4	3.56
EPSDT Dental Visits	89%	89%	4	3.56
Academic Supports	78%	100%	3	3.00
Provider ECEM Visits	68%	86%	7	6.02
Provider General Contacts	67%	80%	7	5.60
Placements with Siblings	37%	0%	Not Scored	Not Scored
Placements within Legal County	15%	0%	Not Scored	Not Scored
<b>Well-Being Sub-Total</b>			<b>25</b>	<b>21.74</b>
*Performance calculation descriptions can be found in the FY 2019 RBWO PBP Measurements and Standards Guide.				

Monitoring & Outcomes: Possible Points = 100		Points Earned = 93.39	
Score Before Incentives Credit		93.39%	
Incentives Awarded		10.00 pts	
PBP Verification		N/A pts	
Total Score		103.39%	



DHS, DFCS, Office of Provider Management  
**Performance-Based Placement Measures**  
**RBWO Provider GA+SCORECARD - CCI**



Report Quarter: Q2 FY2019

**Provider/Program Name: Methodist Home for Children & Youth, The - STARS Program (753) - CCI**

Program Census Information:		# Children in Care During Quarter: 11	# Placements During Quarter: 11	# Children in Care On Last Day: 6
CCI Incentive Credits	Avg Performance All CCIs (Points)	Provider Performance (%)*	Possible Points (Weight)	Provider Points Earned
Early EPSDT Medical Visits		0%	2	0.00
Early EPSDT Dental Visits		50%	2	1.00
Permanency Contacts		0%	5	0.00
Additional Academic Supports		61%	2	1.22
HS Grad/GED/Prof or Trade Certificate/College		N/A	10/5/5/1	
EYSS Agreement		Not Eligible	5	
Community Connections		0%	4	0.00
Active Agency Accreditation		100%	4	4.00
Staff Clinical Licensure		0%	5	0.00
Behavior Management (threshold = 0)		100%	4	4.00
<b>Incentives Total</b>	<b>8.28</b>			<b>10.22</b>
Maximum total combined incentive credit allowed is 10 points.			<b>Incentives Awarded</b>	<b>10.00</b>

\*Performance calculation descriptions can be found in the FY 2019 RBWO PBP Measurements and Standards Guide.

**Child Protective Services Investigations and Dispositions**

The following investigations data, which is not used for scoring but is considered significant to a provider's performance, is from Georgia SHINES and is not considered final or complete until the end of the fiscal year.

Total Reports:	0	
Number Screened In:	0	
Number Screened Out:	0	
Number Substantiated:	0	
Number Unsubstantiated:	0	
Number Active CPS Investigations:	0	

**Performance-Based Placement Measures**  
**RBWO Provider GA+SCORECARD - CCI**

Report Quarter: Q2 FY2019

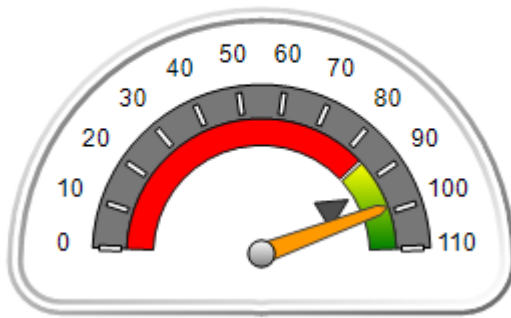
**Provider/Program Name: Morningstar Children and Family Services - Residential Program (764) - CCI**

One Youth Estate Drive, Brunswick, GA 31525	Quarterly Scores (Grades)		Current Quarter Score (Grade)
Phone: 912-267-3700	Q1: 98.60 (A+)	Q2: 98.56 (A+)	<b>98.56%</b> <b>(A+)</b>
Vendor ID# 35480	Q3: N/A	Q4: N/A	
Program Census Information:	# Children in Care During Quarter: 53	# Placements During Quarter: 54	# Children in Care On Last Day: 42

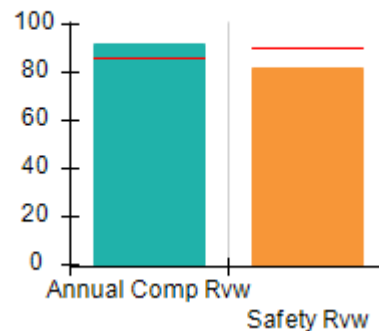
**Quarterly Provider Comparisons to All CCIs**

▼ — indicates average for all CCIs

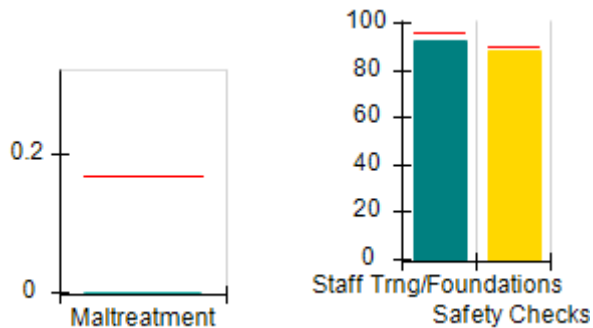
Overall Score (%)



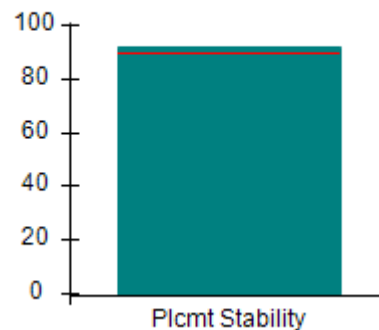
OPM Monitoring Reviews (%)



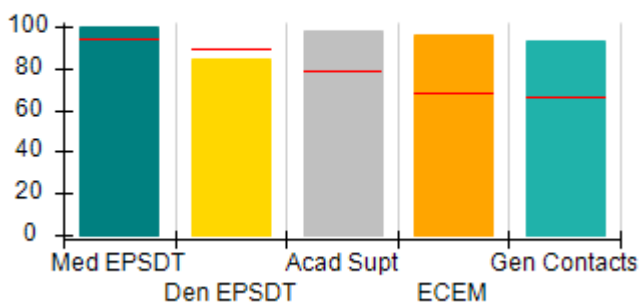
Safety Outcomes (%)



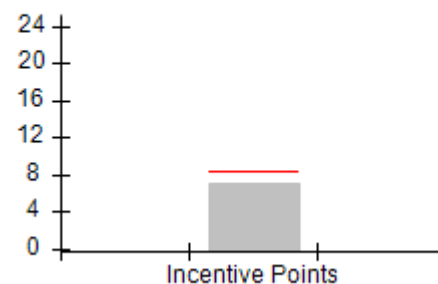
Permanency Outcomes (%)



Well-Being Outcomes (%)



Incentives Earned (Points)





# Performance-Based Placement Measures RBWO Provider GA+SCORECARD - CCI

Report Quarter: Q2 FY2019

Provider/Program Name: Morningstar Children and Family Services - Residential Program (764) - CCI				
One Youth Estate Drive, Brunswick, GA 31525		Quarterly Scores (Grades)		Current Quarter Score (Grade)
Phone: 912-267-3700		Q1: 98.60 (A+)	Q2: 98.56 (A+)	98.56% (A+)
Vendor ID# 35480		Q3: N/A	Q4: N/A	
Program Census Information:		# Children in Care During Quarter: 53	# Placements During Quarter: 54	# Children in Care On Last Day: 42
	Avg Performance All CCIs (%)	Provider Performance (%)*	Possible Points (Weight)	Provider Points Earned
<b>OPM Monitoring Reviews</b>				
Annual Comprehensive Reviews	86%	92%	25	22.98
Safety Reviews	91%	82%	15	12.23
<b>Monitoring Sub-Total</b>			<b>40</b>	<b>35.21</b>
<b>CCI Safety Outcomes</b>				
Incidence of Maltreatment	0.17%	No Substantiated Reports	10	10.00
Staff Training/Foundations	95%	92%	5	4.60
Staff Safety Checks	90%	88%	5	4.40
<b>Safety Sub-Total</b>			<b>20</b>	<b>19.00</b>
<b>CCI Permanency Outcomes</b>				
Placement Stability	89%	92%	15	13.80
<b>Permanency Sub-Total</b>			<b>15</b>	<b>13.80</b>
<b>CCI Well-Being Outcomes</b>				
EPSDT Medical Visits	94%	100%	4	4.00
EPSDT Dental Visits	89%	84%	4	3.36
Academic Supports	78%	98%	3	2.94
Provider ECEM Visits	68%	96%	7	6.72
Provider General Contacts	67%	93%	7	6.51
Placements with Siblings	37%	63%	Not Scored	Not Scored
Placements within Legal County	15%	0%	Not Scored	Not Scored
<b>Well-Being Sub-Total</b>			<b>25</b>	<b>23.53</b>
*Performance calculation descriptions can be found in the FY 2019 RBWO PBP Measurements and Standards Guide.				

Monitoring & Outcomes: Possible Points = 100		Points Earned = 91.54	
Score Before Incentives Credit		91.54%	
Incentives Awarded		7.02 pts	
PBP Verification		N/A pts	
Total Score		98.56%	



# Performance-Based Placement Measures RBWO Provider GA+SCORECARD - CCI

Report Quarter: Q2 FY2019

## Provider/Program Name: Morningstar Children and Family Services - Residential Program (764) - CCI

Program Census Information:		# Children in Care During Quarter: 53	# Placements During Quarter: 54	# Children in Care On Last Day: 42
CCI Incentive Credits	Avg Performance All CCIs (Points)	Provider Performance (%)*	Possible Points (Weight)	Provider Points Earned
Early EPSDT Medical Visits		100%	2	2.00
Early EPSDT Dental Visits		61%	2	1.22
Permanency Contacts		36%	5	1.80
Additional Academic Supports		0%	2	0.00
HS Grad/GED/Prof or Trade Certificate/College		N/A	10/5/5/1	
EYSS Agreement		Not Eligible	5	
Community Connections		0%	4	0.00
Active Agency Accreditation		50%	4	2.00
Staff Clinical Licensure		0%	5	0.00
Behavior Management (threshold = 0)		0%	4	0.00
<b>Incentives Total</b>	<b>8.28</b>			<b>7.02</b>
Maximum total combined incentive credit allowed is 10 points.			<b>Incentives Awarded</b>	<b>7.02</b>

\*Performance calculation descriptions can be found in the FY 2019 RBWO PBP Measurements and Standards Guide.

### Child Protective Services Investigations and Dispositions

The following investigations data, which is not used for scoring but is considered significant to a provider's performance, is from Georgia SHINES and is not considered final or complete until the end of the fiscal year.

Total Reports:	3
Number Screened In:	1
Number Screened Out:	2
Number Substantiated:	1
Number Unsubstantiated:	3
Number Active CPS Investigations:	-3



**DHS, DFCS, Office of Provider Management**  
**Performance-Based Placement Measures**  
**RBWO Provider GA+SCORECARD - CCI**  
**Report Quarter: Q2 FY2019**



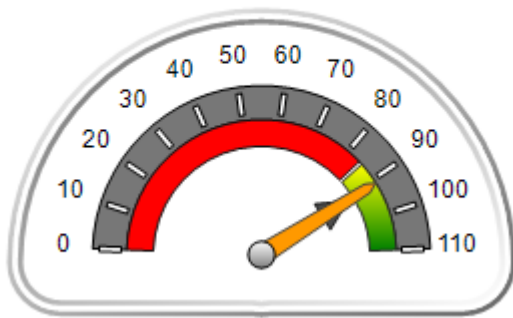
**Provider/Program Name: Mountain Top Boys' Home, Inc. - (888) - CCI**

65 Mountain Top Way, Sugar Valley, GA 30746	Quarterly Scores (Grades)		Current Quarter Score (Grade)
Phone: 706-397-8223	Q1: 90.80 (A-)	Q2: 91.24 (A-)	<b>91.24%</b> <b>(A-)</b>
Vendor ID# 35481	Q3: N/A	Q4: N/A	
Program Census Information:	# Children in Care During Quarter: 12	# Placements During Quarter: 12	# Children in Care On Last Day: 11

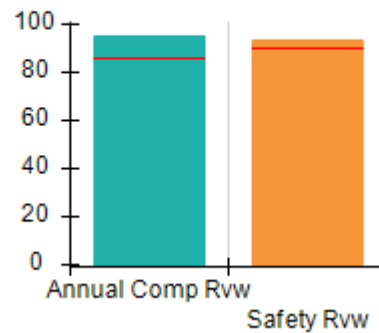
**Quarterly Provider Comparisons to All CCIs**

▼ — indicates average for all CCIs

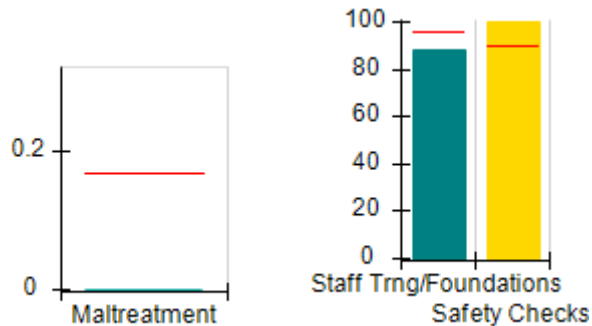
Overall Score (%)



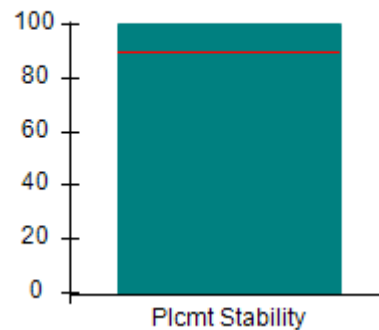
OPM Monitoring Reviews (%)



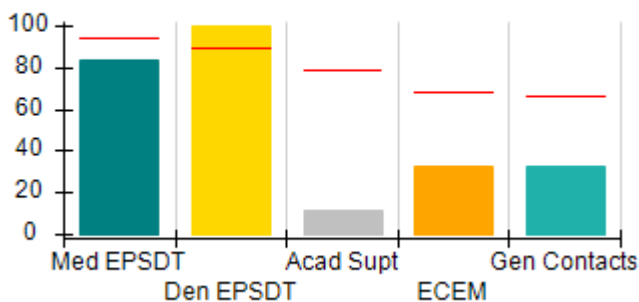
Safety Outcomes (%)



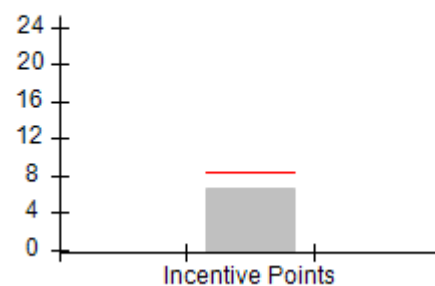
Permanency Outcomes (%)



Well-Being Outcomes (%)



Incentives Earned (Points)







DHS, DFCS, Office of Provider Management  
**Performance-Based Placement Measures**  
**RBWO Provider GA+SCORECARD - CCI**  
 Report Quarter: Q2 FY2019



<b>Provider/Program Name: Mountain Top Boys' Home, Inc. - (888) - CCI</b>				
<b>65 Mountain Top Way, Sugar Valley, GA 30746</b>		<b>Quarterly Scores (Grades)</b>		<b>Current Quarter Score (Grade)</b>
<b>Phone: 706-397-8223</b>		<b>Q1: 90.80 (A-)</b>	<b>Q2: 91.24 (A-)</b>	<b>91.24% (A-)</b>
<b>Vendor ID# 35481</b>		<b>Q3: N/A</b>	<b>Q4: N/A</b>	
Program Census Information:		# Children in Care During Quarter: 12	# Placements During Quarter: 12	# Children in Care On Last Day: 11
	<b>Avg Performance All CCIs (%)</b>	<b>Provider Performance (%)*</b>	<b>Possible Points (Weight)</b>	<b>Provider Points Earned</b>
<b>OPM Monitoring Reviews</b>				
Annual Comprehensive Reviews	86%	95%	25	23.73
Safety Reviews	91%	94%	15	14.09
<b>Monitoring Sub-Total</b>			<b>40</b>	<b>37.82</b>
<b>CCI Safety Outcomes</b>				
Incidence of Maltreatment	0.17%	No Substantiated Reports	10	10.00
Staff Training/Foundations	95%	88%	5	4.40
Staff Safety Checks	90%	100%	5	5.00
<b>Safety Sub-Total</b>			<b>20</b>	<b>19.40</b>
<b>CCI Permanency Outcomes</b>				
Placement Stability	89%	100%	15	15.00
<b>Permanency Sub-Total</b>			<b>15</b>	<b>15.00</b>
<b>CCI Well-Being Outcomes</b>				
EPSDT Medical Visits	94%	83%	4	3.32
EPSDT Dental Visits	89%	100%	4	4.00
Academic Supports	78%	12%	3	0.36
Provider ECEM Visits	68%	33%	7	2.31
Provider General Contacts	67%	33%	7	2.31
Placements with Siblings	37%	67%	Not Scored	Not Scored
Placements within Legal County	15%	0%	Not Scored	Not Scored
<b>Well-Being Sub-Total</b>			<b>25</b>	<b>12.30</b>
*Performance calculation descriptions can be found in the FY 2019 RBWO PBP Measurements and Standards Guide.				

<b>Monitoring &amp; Outcomes: Possible Points = 100</b>		<b>Points Earned = 84.52</b>	
<b>Score Before Incentives Credit</b>			<b>84.52%</b>
<b>Incentives Awarded</b>			<b>6.72 pts</b>
<b>PBP Verification</b>			<b>N/A pts</b>
<b>Total Score</b>			<b>91.24%</b>



**DHS, DFCS, Office of Provider Management**  
**Performance-Based Placement Measures**  
**RBWO Provider GA+SCORECARD - CCI**  
**Report Quarter: Q2 FY2019**



**Provider/Program Name: Mountain Top Boys' Home, Inc. - (888) - CCI**

Program Census Information:		# Children in Care During Quarter: 12	# Placements During Quarter: 12	# Children in Care On Last Day: 11
CCI Incentive Credits	Avg Performance All CCIs (Points)	Provider Performance (%)*	Possible Points (Weight)	Provider Points Earned
Early EPSDT Medical Visits		33%	2	0.66
Early EPSDT Dental Visits		100%	2	2.00
Permanency Contacts		0%	5	0.00
Additional Academic Supports		3%	2	0.06
HS Grad/GED/Prof or Trade Certificate/College		N/A	10/5/5/1	
EYSS Agreement		Not Eligible	5	
Community Connections		0%	4	0.00
Active Agency Accreditation		0%	4	0.00
Staff Clinical Licensure		0%	5	0.00
Behavior Management (threshold = 0)		100%	4	4.00
<b>Incentives Total</b>	<b>8.28</b>			<b>6.72</b>
Maximum total combined incentive credit allowed is 10 points.			<b>Incentives Awarded</b>	<b>6.72</b>

\*Performance calculation descriptions can be found in the FY 2019 RBWO PBP Measurements and Standards Guide.

**Child Protective Services Investigations and Dispositions**

The following investigations data, which is not used for scoring but is considered significant to a provider's performance, is from Georgia SHINES and is not considered final or complete until the end of the fiscal year.

Total Reports:	0
Number Screened In:	0
Number Screened Out:	0
Number Substantiated:	0
Number Unsubstantiated:	0
Number Active CPS Investigations:	0



**DHS, DFCS, Office of Provider Management**  
**Performance-Based Placement Measures**  
**RBWO Provider GA+SCORECARD - CCI**  
**Report Quarter: Q2 FY2019**



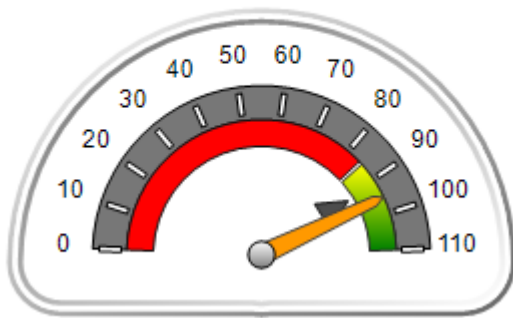
**Provider/Program Name: Murphy-Harpst Children's Centers - (770) - CCI**

740 Fletcher St., Cedartown, GA 30125	Quarterly Scores (Grades)		Current Quarter Score (Grade)
Phone: 770-748-1500	Q1: 94.86 (A)	Q2: 95.48 (A)	<b>95.48% (A)</b>
Vendor ID# 35484	Q3: N/A	Q4: N/A	
Program Census Information:	# Children in Care During Quarter: 53	# Placements During Quarter: 53	# Children in Care On Last Day: 37

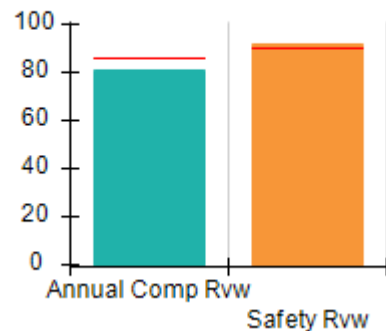
**Quarterly Provider Comparisons to All CCIs**

▼ — indicates average for all CCIs

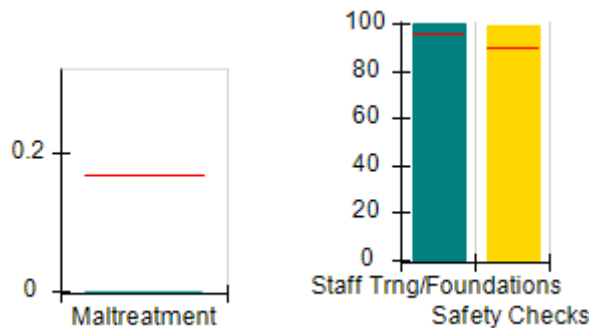
**Overall Score (%)**



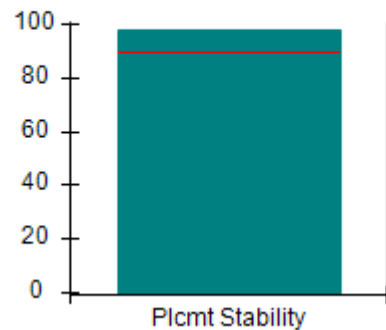
**OPM Monitoring Reviews (%)**



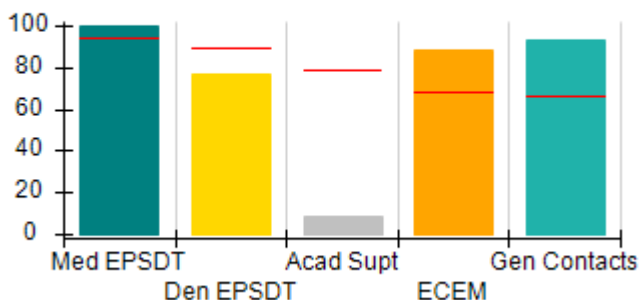
**Safety Outcomes (%)**



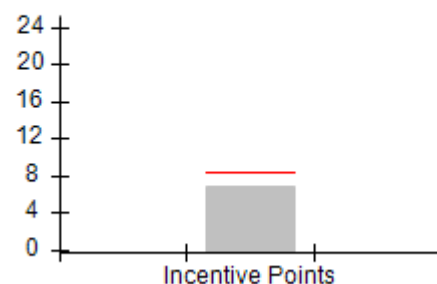
**Permanency Outcomes (%)**



**Well-Being Outcomes (%)**



**Incentives Earned (Points)**





DHS, DFCS, Office of Provider Management  
**Performance-Based Placement Measures**  
**RBWO Provider GA+SCORECARD - CCI**  
 Report Quarter: Q2 FY2019



<b>Provider/Program Name: Murphy-Harpst Children's Centers - (770) - CCI</b>				
<b>740 Fletcher St., Cedartown, GA 30125</b>		<b>Quarterly Scores (Grades)</b>		<b>Current Quarter Score (Grade)</b>
<b>Phone: 770-748-1500</b>		<b>Q1: 94.86 (A)</b>	<b>Q2: 95.48 (A)</b>	<b>95.48% (A)</b>
<b>Vendor ID# 35484</b>		<b>Q3: N/A</b>	<b>Q4: N/A</b>	
Program Census Information:		# Children in Care During Quarter: 53	# Placements During Quarter: 53	# Children in Care On Last Day: 37
	<b>Avg Performance All CCIs (%)</b>	<b>Provider Performance (%)*</b>	<b>Possible Points (Weight)</b>	<b>Provider Points Earned</b>
<b>OPM Monitoring Reviews</b>				
Annual Comprehensive Reviews	86%	81%	25	20.23
Safety Reviews	91%	92%	15	13.73
<b>Monitoring Sub-Total</b>			<b>40</b>	<b>33.96</b>
<b>CCI Safety Outcomes</b>				
Incidence of Maltreatment	0.17%	No Substantiated Reports	10	10.00
Staff Training/Foundations	95%	100%	5	5.00
Staff Safety Checks	90%	99%	5	4.95
<b>Safety Sub-Total</b>			<b>20</b>	<b>19.95</b>
<b>CCI Permanency Outcomes</b>				
Placement Stability	89%	98%	15	14.70
<b>Permanency Sub-Total</b>			<b>15</b>	<b>14.70</b>
<b>CCI Well-Being Outcomes</b>				
EPSDT Medical Visits	94%	100%	4	4.00
EPSDT Dental Visits	89%	77%	4	3.08
Academic Supports	78%	9%	3	0.27
Provider ECEM Visits	68%	88%	7	6.16
Provider General Contacts	67%	93%	7	6.51
Placements with Siblings	37%	6%	Not Scored	Not Scored
Placements within Legal County	15%	4%	Not Scored	Not Scored
<b>Well-Being Sub-Total</b>			<b>25</b>	<b>20.02</b>
*Performance calculation descriptions can be found in the FY 2019 RBWO PBP Measurements and Standards Guide.				

<b>Monitoring &amp; Outcomes: Possible Points = 100</b>		<b>Points Earned = 88.63</b>	
<b>Score Before Incentives Credit</b>			<b>88.63%</b>
<b>Incentives Awarded</b>			<b>6.85 pts</b>
<b>PBP Verification</b>			<b>N/A pts</b>
<b>Total Score</b>			<b>95.48%</b>



**DHS, DFCS, Office of Provider Management**  
**Performance-Based Placement Measures**  
**RBWO Provider GA+SCORECARD - CCI**  
**Report Quarter: Q2 FY2019**



**Provider/Program Name: Murphy-Harpst Children's Centers - (770) - CCI**

Program Census Information:		# Children in Care During Quarter: 53	# Placements During Quarter: 53	# Children in Care On Last Day: 37
CCI Incentive Credits	Avg Performance All CCIs (Points)	Provider Performance (%)*	Possible Points (Weight)	Provider Points Earned
Early EPSDT Medical Visits		100%	2	2.00
Early EPSDT Dental Visits		35%	2	0.70
Permanency Contacts		33%	5	1.65
Additional Academic Supports		0%	2	0.00
HS Grad/GED/Prof or Trade Certificate/College		N/A	10/5/5/1	
EYSS Agreement		Not Eligible	5	
Community Connections		0%	4	0.00
Active Agency Accreditation		50%	4	2.00
Staff Clinical Licensure		10%	5	0.50
Behavior Management (threshold = 0)		0%	4	0.00
<b>Incentives Total</b>	<b>8.28</b>			<b>6.85</b>
Maximum total combined incentive credit allowed is 10 points.			<b>Incentives Awarded</b>	<b>6.85</b>

\*Performance calculation descriptions can be found in the FY 2019 RBWO PBP Measurements and Standards Guide.

**Child Protective Services Investigations and Dispositions**

The following investigations data, which is not used for scoring but is considered significant to a provider's performance, is from Georgia SHINES and is not considered final or complete until the end of the fiscal year.

Total Reports:	5
Number Screened In:	0
Number Screened Out:	5
Number Substantiated:	0
Number Unsubstantiated:	2
Number Active CPS Investigations:	-2

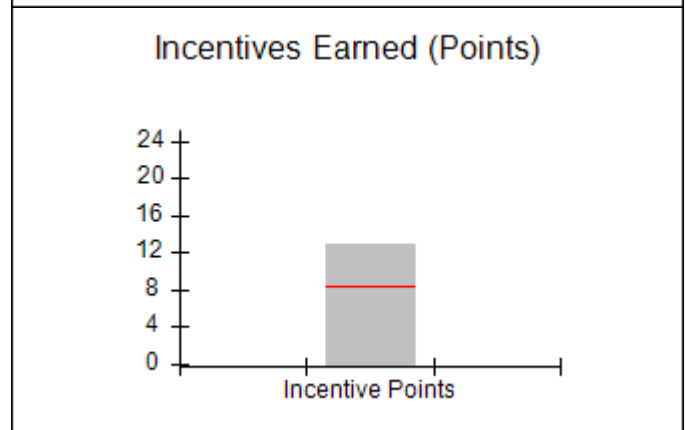
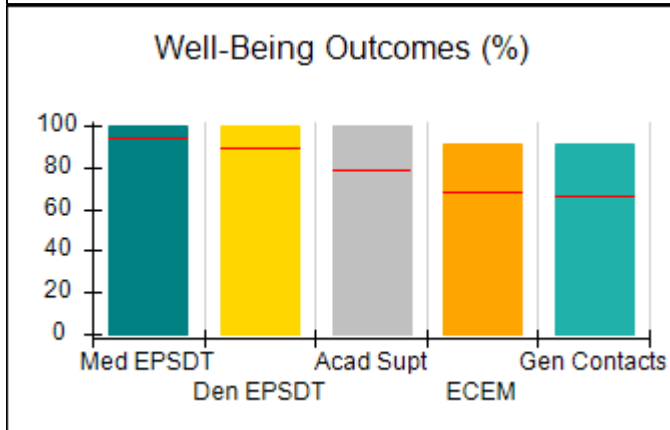
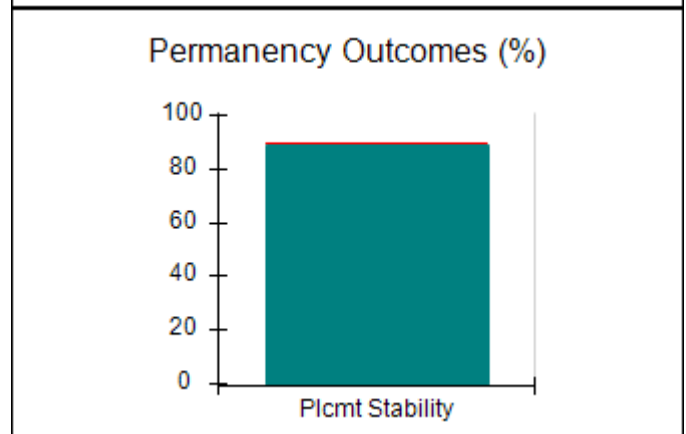
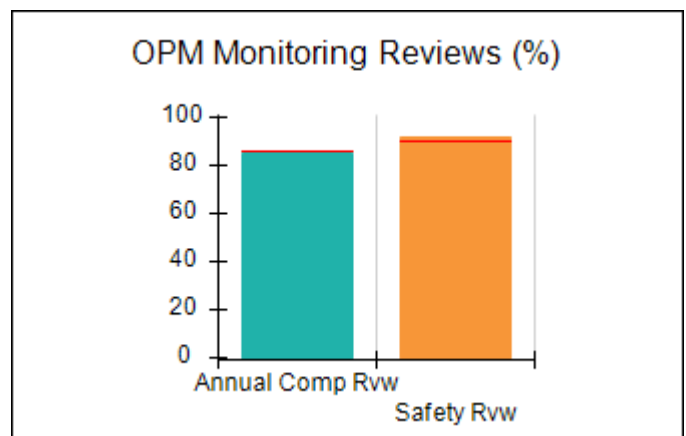
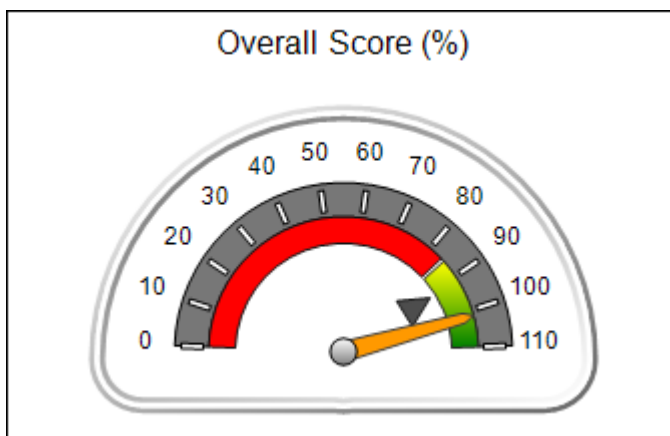


DHS, DFCS, Office of Provider Management  
**Performance-Based Placement Measures**  
**RBWO Provider GA+SCORECARD - CCI**  
 Report Quarter: Q2 FY2019



Provider/Program Name: North Georgia Angel House - (925) - CCI			
2260 Sam Nelson Road, Canton, GA 30114	Quarterly Scores (Grades)		Current Quarter Score (Grade)
Phone: 770 479-9555	Q1: 104.47 (A+)	Q2: 101.57 (A+)	<b>101.57%</b> <b>(A+)</b>
Vendor ID# 35513	Q3: N/A	Q4: N/A	
Program Census Information:	# Children in Care During Quarter: 18	# Placements During Quarter: 19	# Children in Care On Last Day: 10
Quarterly Provider Comparisons to All CCIs			

▼ — indicates average for all CCIs





DHS, DFCS, Office of Provider Management  
**Performance-Based Placement Measures**  
**RBWO Provider GA+SCORECARD - CCI**  
 Report Quarter: Q2 FY2019



<b>Provider/Program Name: North Georgia Angel House - (925) - CCI</b>				
2260 Sam Nelson Road, Canton, GA 30114		Quarterly Scores (Grades)		Current Quarter Score (Grade)
Phone: 770 479-9555		Q1: 104.47 (A+)	Q2: 101.57 (A+)	<b>101.57%</b> <b>(A+)</b>
Vendor ID# 35513		Q3: N/A	Q4: N/A	
Program Census Information:		# Children in Care During Quarter: 18	# Placements During Quarter: 19	# Children in Care On Last Day: 10
	Avg Performance All CCIs (%)	Provider Performance (%)*	Possible Points (Weight)	Provider Points Earned
<b>OPM Monitoring Reviews</b>				
Annual Comprehensive Reviews	86%	85%	25	21.37
Safety Reviews	91%	92%	15	13.81
<b>Monitoring Sub-Total</b>			<b>40</b>	<b>35.18</b>
<b>CCI Safety Outcomes</b>				
Incidence of Maltreatment	0.17%	No Substantiated Reports	10	10.00
Staff Training/Foundations	95%	86%	5	4.30
Staff Safety Checks	90%	100%	5	5.00
<b>Safety Sub-Total</b>			<b>20</b>	<b>19.30</b>
<b>CCI Permanency Outcomes</b>				
Placement Stability	89%	89%	15	13.35
<b>Permanency Sub-Total</b>			<b>15</b>	<b>13.35</b>
<b>CCI Well-Being Outcomes</b>				
EPSDT Medical Visits	94%	100%	4	4.00
EPSDT Dental Visits	89%	100%	4	4.00
Academic Supports	78%	100%	3	3.00
Provider ECEM Visits	68%	91%	7	6.37
Provider General Contacts	67%	91%	7	6.37
Placements with Siblings	37%	100%	Not Scored	Not Scored
Placements within Legal County	15%	50%	Not Scored	Not Scored
<b>Well-Being Sub-Total</b>			<b>25</b>	<b>23.74</b>
*Performance calculation descriptions can be found in the FY 2019 RBWO PBP Measurements and Standards Guide.				

<b>Monitoring &amp; Outcomes: Possible Points = 100</b>		<b>Points Earned = 91.57</b>	
<b>Score Before Incentives Credit</b>			<b>91.57%</b>
<b>Incentives Awarded</b>			<b>10.00 pts</b>
<b>PBP Verification</b>			<b>N/A pts</b>
<b>Total Score</b>			<b>101.57%</b>



**DHS, DFCS, Office of Provider Management**  
**Performance-Based Placement Measures**  
**RBWO Provider GA+SCORECARD - CCI**  
**Report Quarter: Q2 FY2019**



**Provider/Program Name: North Georgia Angel House - (925) - CCI**

Program Census Information:		# Children in Care During Quarter: 18	# Placements During Quarter: 19	# Children in Care On Last Day: 10
CCI Incentive Credits	Avg Performance All CCIs (Points)	Provider Performance (%)*	Possible Points (Weight)	Provider Points Earned
Early EPSDT Medical Visits		100%	2	2.00
Early EPSDT Dental Visits		100%	2	2.00
Permanency Contacts		17%	5	0.85
Additional Academic Supports		100%	2	2.00
HS Grad/GED/Prof or Trade Certificate/College		N/A	10/5/5/1	
EYSS Agreement		Not Eligible	5	
Community Connections		0%	4	0.00
Active Agency Accreditation		50%	4	2.00
Staff Clinical Licensure		0%	5	0.00
Behavior Management (threshold = 0)		100%	4	4.00
<b>Incentives Total</b>	<b>8.28</b>			<b>12.85</b>
Maximum total combined incentive credit allowed is 10 points.			<b>Incentives Awarded</b>	<b>10.00</b>

\*Performance calculation descriptions can be found in the FY 2019 RBWO PBP Measurements and Standards Guide.

**Child Protective Services Investigations and Dispositions**

The following investigations data, which is not used for scoring but is considered significant to a provider's performance, is from Georgia SHINES and is not considered final or complete until the end of the fiscal year.

Total Reports:	0
Number Screened In:	0
Number Screened Out:	0
Number Substantiated:	0
Number Unsubstantiated:	0
Number Active CPS Investigations:	0





**DHS, DFCS, Office of Provider Management**  
**Performance-Based Placement Measures**  
**RBWO Provider GA+SCORECARD - CCI**  
**Report Quarter: Q2 FY2019**



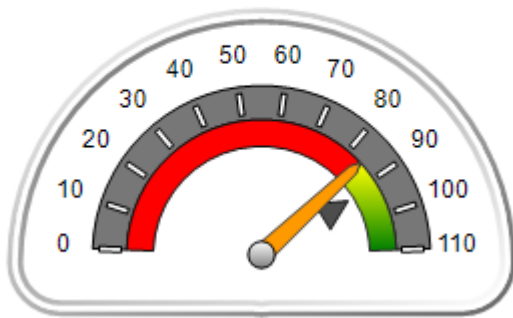
**Provider/Program Name: Northwest Georgia Girls Home - (779) - CCI**

508 Chattanooga Ave., Dalton, GA 30722	Quarterly Scores (Grades)		Current Quarter Score (Grade)
Phone: 706-226-4862	Q1: 83.62 (B-)	Q2: 84.50 (B)	<b>84.50%</b> <b>(B)</b>
Vendor ID# 35516	Q3: N/A	Q4: N/A	
Program Census Information:	# Children in Care During Quarter: 11	# Placements During Quarter: 11	# Children in Care On Last Day: 8

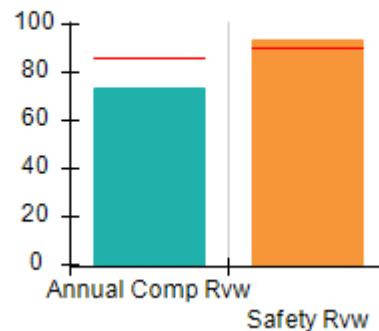
**Quarterly Provider Comparisons to All CCIs**

▼ — indicates average for all CCIs

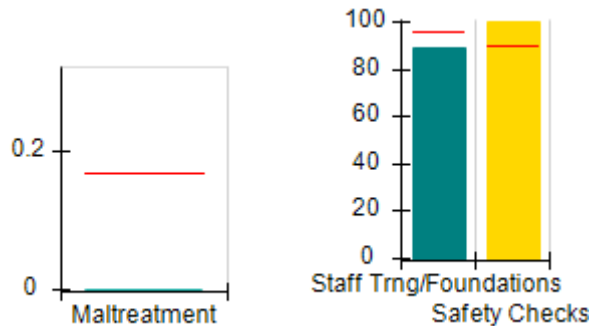
Overall Score (%)



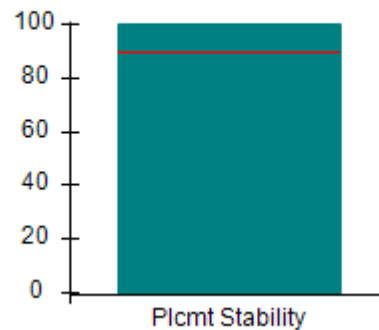
OPM Monitoring Reviews (%)



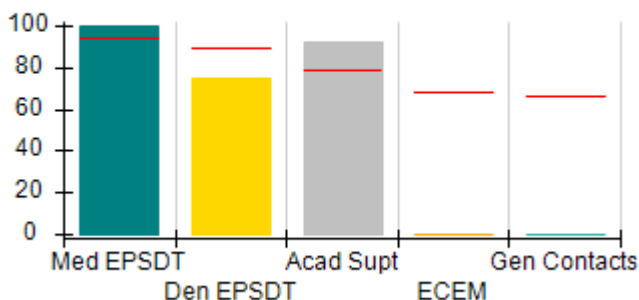
Safety Outcomes (%)



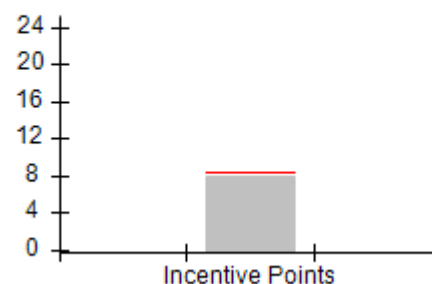
Permanency Outcomes (%)



Well-Being Outcomes (%)



Incentives Earned (Points)





DHS, DFCS, Office of Provider Management  
**Performance-Based Placement Measures**  
**RBWO Provider GA+SCORECARD - CCI**  
 Report Quarter: Q2 FY2019



<b>Provider/Program Name: Northwest Georgia Girls Home - (779) - CCI</b>				
<b>508 Chattanooga Ave., Dalton, GA 30722</b>		<b>Quarterly Scores (Grades)</b>		<b>Current Quarter Score (Grade)</b>
<b>Phone: 706-226-4862</b>		<b>Q1: 83.62 (B-)</b>	<b>Q2: 84.50 (B)</b>	<b>84.50% (B)</b>
<b>Vendor ID# 35516</b>		<b>Q3: N/A</b>	<b>Q4: N/A</b>	
Program Census Information:		# Children in Care During Quarter: 11	# Placements During Quarter: 11	# Children in Care On Last Day: 8
	<b>Avg Performance All CCIs (%)</b>	<b>Provider Performance (%)*</b>	<b>Possible Points (Weight)</b>	<b>Provider Points Earned</b>
<b>OPM Monitoring Reviews</b>				
Annual Comprehensive Reviews	86%	74%	25	18.42
Safety Reviews	91%	94%	15	14.03
<b>Monitoring Sub-Total</b>			<b>40</b>	<b>32.45</b>
<b>CCI Safety Outcomes</b>				
Incidence of Maltreatment	0.17%	No Substantiated Reports	10	10.00
Staff Training/Foundations	95%	89%	5	4.45
Staff Safety Checks	90%	100%	5	5.00
<b>Safety Sub-Total</b>			<b>20</b>	<b>19.45</b>
<b>CCI Permanency Outcomes</b>				
Placement Stability	89%	100%	15	15.00
<b>Permanency Sub-Total</b>			<b>15</b>	<b>15.00</b>
<b>CCI Well-Being Outcomes</b>				
EPSDT Medical Visits	94%	100%	4	4.00
EPSDT Dental Visits	89%	75%	4	3.00
Academic Supports	78%	92%	3	2.76
Provider ECEM Visits	68%	0%	7	0.00
Provider General Contacts	67%	0%	7	0.00
Placements with Siblings	37%	100%	Not Scored	Not Scored
Placements within Legal County	15%	67%	Not Scored	Not Scored
<b>Well-Being Sub-Total</b>			<b>25</b>	<b>9.76</b>
*Performance calculation descriptions can be found in the FY 2019 RBWO PBP Measurements and Standards Guide.				

<b>Monitoring &amp; Outcomes: Possible Points = 100</b>		<b>Points Earned = 76.66</b>	
<b>Score Before Incentives Credit</b>			<b>76.66%</b>
<b>Incentives Awarded</b>			<b>7.84 pts</b>
<b>PBP Verification</b>			<b>N/A pts</b>
<b>Total Score</b>			<b>84.50%</b>



**DHS, DFCS, Office of Provider Management**  
**Performance-Based Placement Measures**  
**RBWO Provider GA+SCORECARD - CCI**  
**Report Quarter: Q2 FY2019**



**Provider/Program Name: Northwest Georgia Girls Home - (779) - CCI**

Program Census Information:		# Children in Care During Quarter: 11	# Placements During Quarter: 11	# Children in Care On Last Day: 8
CCI Incentive Credits	Avg Performance All CCIs (Points)	Provider Performance (%)*	Possible Points (Weight)	Provider Points Earned
Early EPSDT Medical Visits		100%	2	2.00
Early EPSDT Dental Visits		0%	2	0.00
Permanency Contacts		0%	5	0.00
Additional Academic Supports		92%	2	1.84
HS Grad/GED/Prof or Trade Certificate/College		N/A	10/5/5/1	
EYSS Agreement		Not Eligible	5	
Community Connections		0%	4	0.00
Active Agency Accreditation		0%	4	0.00
Staff Clinical Licensure		0%	5	0.00
Behavior Management (threshold = 0)		100%	4	4.00
<b>Incentives Total</b>	<b>8.28</b>			<b>7.84</b>
Maximum total combined incentive credit allowed is 10 points.			<b>Incentives Awarded</b>	<b>7.84</b>

\*Performance calculation descriptions can be found in the FY 2019 RBWO PBP Measurements and Standards Guide.

**Child Protective Services Investigations and Dispositions**

The following investigations data, which is not used for scoring but is considered significant to a provider's performance, is from Georgia SHINES and is not considered final or complete until the end of the fiscal year.

Total Reports:	0
Number Screened In:	0
Number Screened Out:	0
Number Substantiated:	0
Number Unsubstantiated:	0
Number Active CPS Investigations:	0

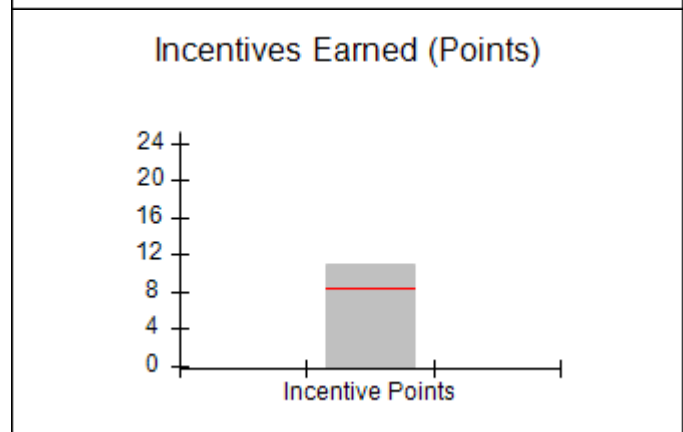
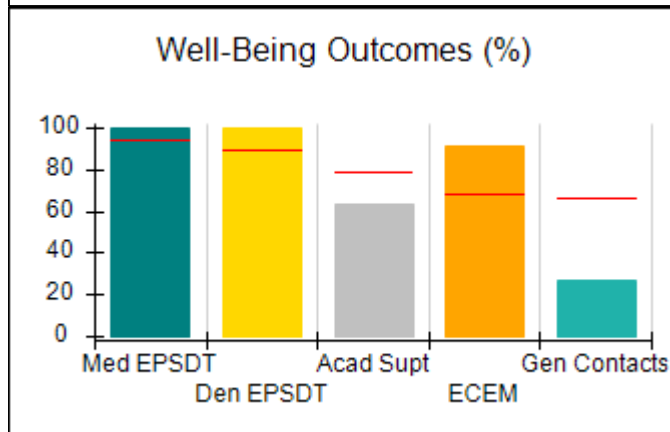
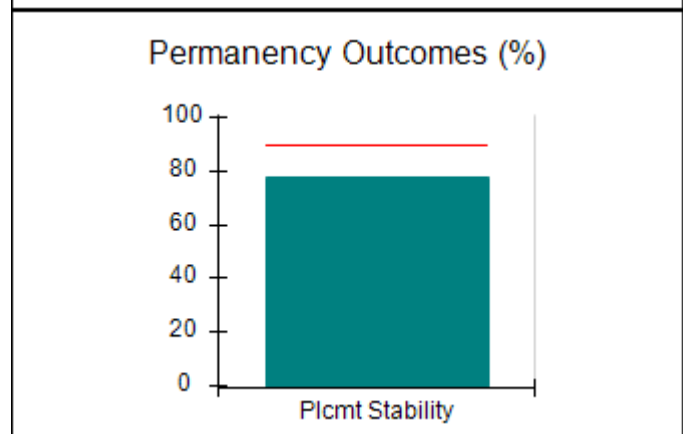
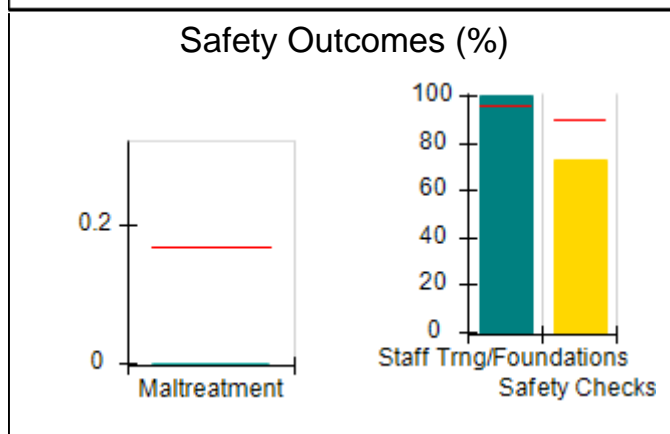
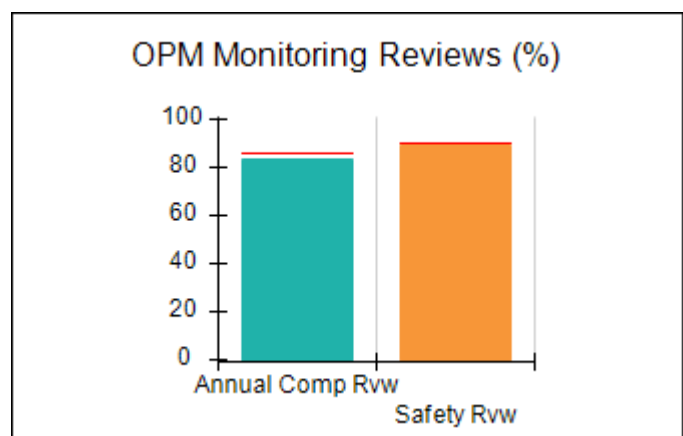
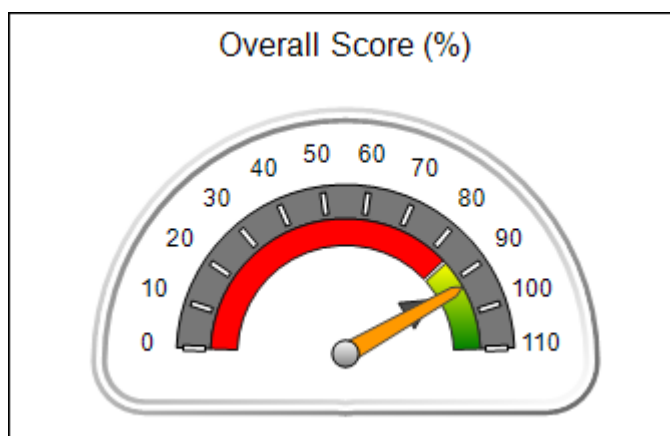


**DHS, DFCS, Office of Provider Management**  
**Performance-Based Placement Measures**  
**RBWO Provider GA+SCORECARD - CCI**  
**Report Quarter: Q2 FY2019**



<b>Provider/Program Name: Open Arms - Bridge I - Miller Rd. (787) - CCI</b>			
<b>162 Miller Rd., Leesburg, GA 31763</b>	<b>Quarterly Scores (Grades)</b>		<b>Current Quarter Score (Grade)</b>
<b>Phone: 229-431-1121</b>	<b>Q1: 99.67 (A+)</b>	<b>Q2: 92.72 (A-)</b>	<b>92.72% (A-)</b>
<b>Vendor ID# 35530</b>	<b>Q3: N/A</b>	<b>Q4: N/A</b>	
Program Census Information:	# Children in Care During Quarter: 9	# Placements During Quarter: 9	# Children in Care On Last Day: 7
<b>Quarterly Provider Comparisons to All CCIs</b>			

▼ — indicates average for all CCIs





DHS, DFCS, Office of Provider Management  
**Performance-Based Placement Measures**  
**RBWO Provider GA+SCORECARD - CCI**  
 Report Quarter: Q2 FY2019



Provider/Program Name: Open Arms - Bridge I - Miller Rd. (787) - CCI				
162 Miller Rd., Leesburg, GA 31763		Quarterly Scores (Grades)		Current Quarter Score (Grade)
Phone: 229-431-1121		Q1: 99.67 (A+)	Q2: 92.72 (A-)	<b>92.72%</b> <b>(A-)</b>
Vendor ID# 35530		Q3: N/A	Q4: N/A	
Program Census Information:		# Children in Care During Quarter: 9	# Placements During Quarter: 9	# Children in Care On Last Day: 7
	Avg Performance All CCIs (%)	Provider Performance (%)*	Possible Points (Weight)	Provider Points Earned
<b>OPM Monitoring Reviews</b>				
Annual Comprehensive Reviews	86%	83%	25	20.83
Safety Reviews	91%	89%	15	13.39
<b>Monitoring Sub-Total</b>			<b>40</b>	<b>34.22</b>
<b>CCI Safety Outcomes</b>				
Incidence of Maltreatment	0.17%	No Substantiated Reports	10	10.00
Staff Training/Foundations	95%	100%	5	5.00
Staff Safety Checks	90%	73%	5	3.65
<b>Safety Sub-Total</b>			<b>20</b>	<b>18.65</b>
<b>CCI Permanency Outcomes</b>				
Placement Stability	89%	78%	15	11.70
<b>Permanency Sub-Total</b>			<b>15</b>	<b>11.70</b>
<b>CCI Well-Being Outcomes</b>				
EPSDT Medical Visits	94%	100%	4	4.00
EPSDT Dental Visits	89%	100%	4	4.00
Academic Supports	78%	63%	3	1.89
Provider ECEM Visits	68%	91%	7	6.37
Provider General Contacts	67%	27%	7	1.89
Placements with Siblings	37%	71%	Not Scored	Not Scored
Placements within Legal County	15%	33%	Not Scored	Not Scored
<b>Well-Being Sub-Total</b>			<b>25</b>	<b>18.15</b>
*Performance calculation descriptions can be found in the FY 2019 RBWO PBP Measurements and Standards Guide.				

Monitoring & Outcomes: Possible Points = 100		Points Earned = 82.72	
Score Before Incentives Credit		82.72%	
Incentives Awarded		10.00 pts	
PBP Verification		N/A pts	
<b>Total Score</b>		<b>92.72%</b>	



**DHS, DFCS, Office of Provider Management**  
**Performance-Based Placement Measures**  
**RBWO Provider GA+SCORECARD - CCI**  
**Report Quarter: Q2 FY2019**



**Provider/Program Name: Open Arms - Bridge I - Miller Rd. (787) - CCI**

Program Census Information:		# Children in Care During Quarter: 9	# Placements During Quarter: 9	# Children in Care On Last Day: 7
CCI Incentive Credits	Avg Performance All CCIs (Points)	Provider Performance (%)*	Possible Points (Weight)	Provider Points Earned
Early EPSDT Medical Visits		67%	2	1.34
Early EPSDT Dental Visits		100%	2	2.00
Permanency Contacts		56%	5	2.80
Additional Academic Supports		36%	2	0.72
HS Grad/GED/Prof or Trade Certificate/College		N/A	10/5/5/1	
EYSS Agreement		Not Eligible	5	
Community Connections		0%	4	0.00
Active Agency Accreditation		0%	4	0.00
Staff Clinical Licensure		0%	5	0.00
Behavior Management (threshold = 0)		100%	4	4.00
<b>Incentives Total</b>	<b>8.28</b>			<b>10.86</b>
Maximum total combined incentive credit allowed is 10 points.			<b>Incentives Awarded</b>	<b>10.00</b>

\*Performance calculation descriptions can be found in the FY 2019 RBWO PBP Measurements and Standards Guide.

**Child Protective Services Investigations and Dispositions**

The following investigations data, which is not used for scoring but is considered significant to a provider's performance, is from Georgia SHINES and is not considered final or complete until the end of the fiscal year.

Total Reports:	1
Number Screened In:	0
Number Screened Out:	1
Number Substantiated:	0
Number Unsubstantiated:	0
Number Active CPS Investigations:	0



DHS, DFCS, Office of Provider Management

## Performance-Based Placement Measures

### RBWO Provider GA+SCORECARD - CCI



Report Quarter: Q2 FY2019

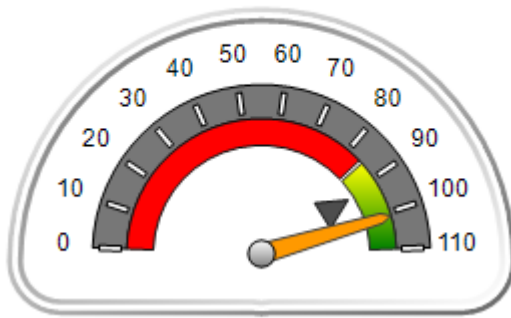
**Provider/Program Name: Open Arms Children's Network - dba Ordered Steps Home for Girls (4320) - CCI**

896 Bryant Still Road, Brooklet, GA 30415	Quarterly Scores (Grades)		Current Quarter Score (Grade)
Phone: 912-842-5428	Q1: 101.89 (A+)	Q2: 101.06 (A+)	<b>101.06%</b> <b>(A+)</b>
Vendor ID# 80481	Q3: N/A	Q4: N/A	
Program Census Information:	# Children in Care During Quarter: 6	# Placements During Quarter: 6	# Children in Care On Last Day: 4

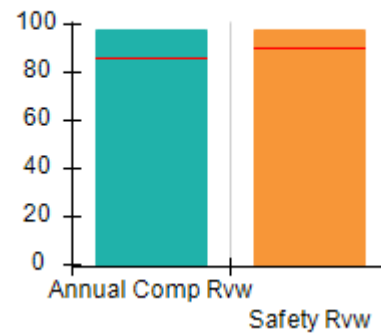
### Quarterly Provider Comparisons to All CCIs

▼ — indicates average for all CCIs

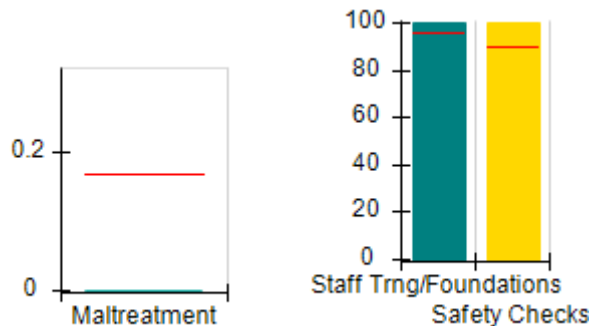
Overall Score (%)



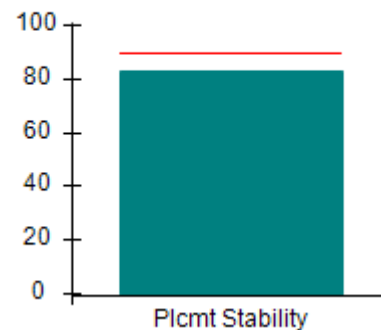
OPM Monitoring Reviews (%)



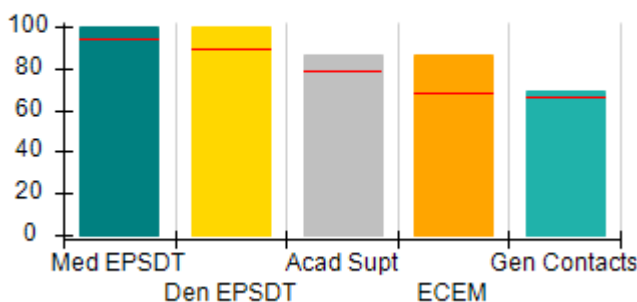
Safety Outcomes (%)



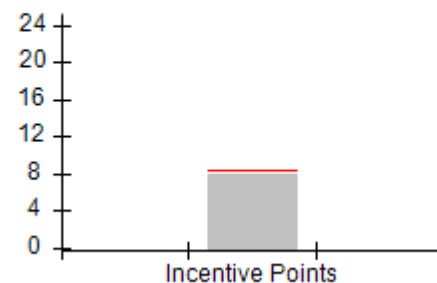
Permanency Outcomes (%)



Well-Being Outcomes (%)



Incentives Earned (Points)





# Performance-Based Placement Measures

## RBWO Provider GA+SCORECARD - CCI

Report Quarter: Q2 FY2019

### Provider/Program Name: Open Arms Children's Network - dba Ordered Steps Home for Girls (4320) - CCI

896 Bryant Still Road, Brooklet, GA 30415	Quarterly Scores (Grades)		Current Quarter Score (Grade)
Phone: 912-842-5428	Q1: 101.89 (A+)	Q2: 101.06 (A+)	<b>101.06% (A+)</b>
Vendor ID# 80481	Q3: N/A	Q4: N/A	

Program Census Information:	# Children in Care During Quarter: 6	# Placements During Quarter: 6	# Children in Care On Last Day: 4
-----------------------------	--------------------------------------	--------------------------------	-----------------------------------

	Avg Performance All CCIs (%)	Provider Performance (%)*	Possible Points (Weight)	Provider Points Earned
--	------------------------------	---------------------------	--------------------------	------------------------

#### OPM Monitoring Reviews

Annual Comprehensive Reviews	86%	98%	25	24.50
Safety Reviews	91%	98%	15	14.68
<b>Monitoring Sub-Total</b>			<b>40</b>	<b>39.18</b>

#### CCI Safety Outcomes

Incidence of Maltreatment	0.17%	No Substantiated Reports	10	10.00
Staff Training/Foundations	95%	100%	5	5.00
Staff Safety Checks	90%	100%	5	5.00
<b>Safety Sub-Total</b>			<b>20</b>	<b>20.00</b>

#### CCI Permanency Outcomes

Placement Stability	89%	83%	15	12.45
<b>Permanency Sub-Total</b>			<b>15</b>	<b>12.45</b>

#### CCI Well-Being Outcomes

EPSDT Medical Visits	94%	100%	4	4.00
EPSDT Dental Visits	89%	100%	4	4.00
Academic Supports	78%	86%	3	2.58
Provider ECEM Visits	68%	86%	7	6.02
Provider General Contacts	67%	69%	7	4.83
Placements with Siblings	37%	0%	Not Scored	Not Scored
Placements within Legal County	15%	0%	Not Scored	Not Scored
<b>Well-Being Sub-Total</b>			<b>25</b>	<b>21.43</b>

\*Performance calculation descriptions can be found in the FY 2019 RBWO PBP Measurements and Standards Guide.

<b>Monitoring &amp; Outcomes: Possible Points = 100</b>	<b>Points Earned = 93.06</b>
<b>Score Before Incentives Credit</b>	<b>93.06%</b>
<b>Incentives Awarded</b>	<b>8.00 pts</b>
<b>PBP Verification</b>	<b>N/A pts</b>
<b>Total Score</b>	<b>101.06%</b>





**DHS, DFCS, Office of Provider Management**  
**Performance-Based Placement Measures**  
**RBWO Provider GA+SCORECARD - CCI**



**Report Quarter: Q2 FY2019**

**Provider/Program Name: Open Arms Children's Network - dba Ordered Steps Home for Girls (4320) - CCI**

Program Census Information:		# Children in Care During Quarter: 6	# Placements During Quarter: 6	# Children in Care On Last Day: 4
CCI Incentive Credits	Avg Performance All CCIs (Points)	Provider Performance (%)*	Possible Points (Weight)	Provider Points Earned
Early EPSDT Medical Visits		100%	2	2.00
Early EPSDT Dental Visits		100%	2	2.00
Permanency Contacts		0%	5	0.00
Additional Academic Supports		0%	2	0.00
HS Grad/GED/Prof or Trade Certificate/College		N/A	10/5/5/1	
EYSS Agreement		Not Eligible	5	
Community Connections		0%	4	0.00
Active Agency Accreditation		0%	4	0.00
Staff Clinical Licensure		0%	5	0.00
Behavior Management (threshold = 0)		100%	4	4.00
<b>Incentives Total</b>	<b>8.28</b>			<b>8.00</b>
Maximum total combined incentive credit allowed is 10 points.			<b>Incentives Awarded</b>	<b>8.00</b>

\*Performance calculation descriptions can be found in the FY 2019 RBWO PBP Measurements and Standards Guide.

**Child Protective Services Investigations and Dispositions**

The following investigations data, which is not used for scoring but is considered significant to a provider's performance, is from Georgia SHINES and is not considered final or complete until the end of the fiscal year.

Total Reports:	0
Number Screened In:	0
Number Screened Out:	0
Number Substantiated:	0
Number Unsubstantiated:	0
Number Active CPS Investigations:	0

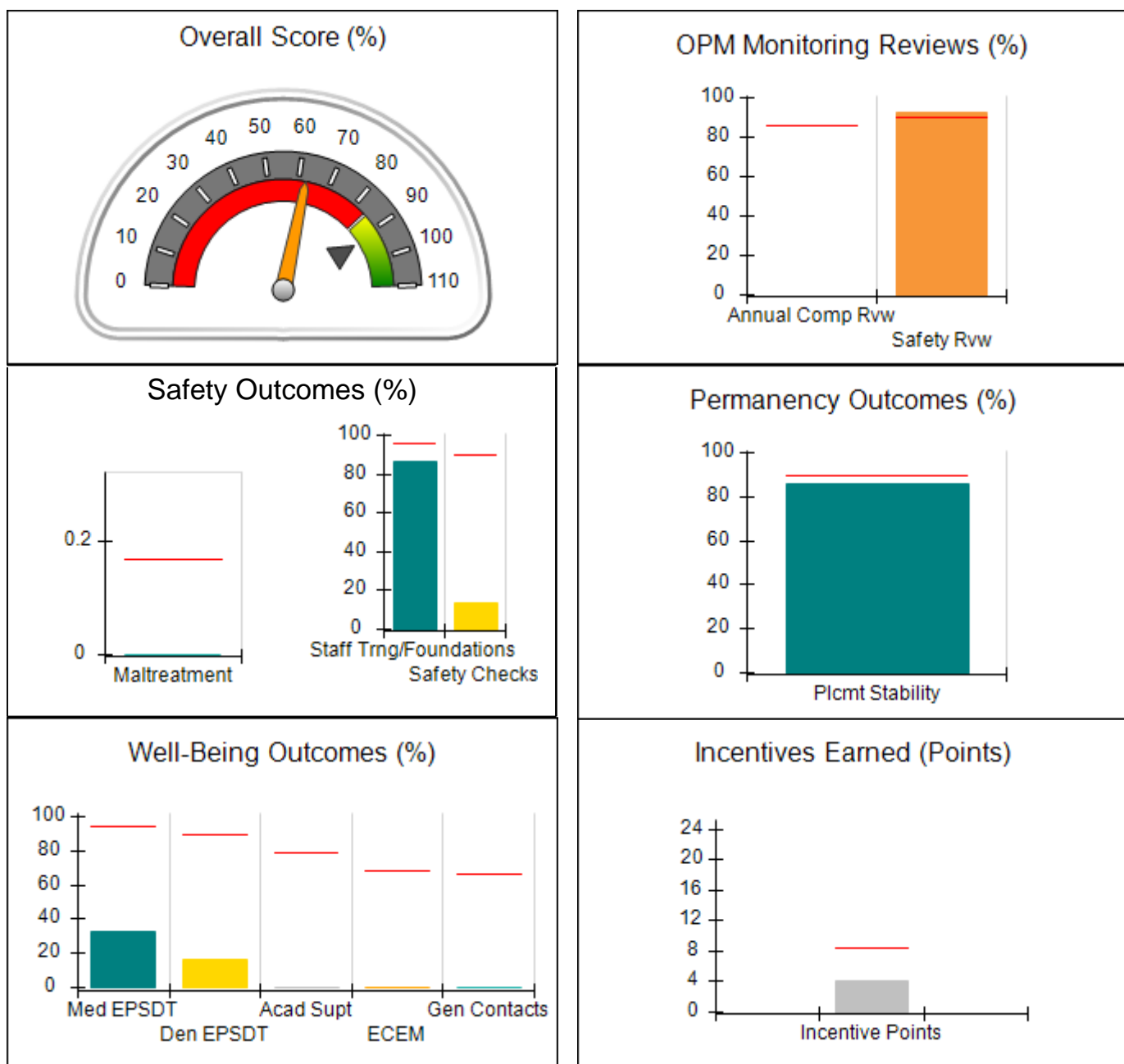


DHS, DFCS, Office of Provider Management  
**Performance-Based Placement Measures**  
**RBWO Provider GA+SCORECARD - CCI**  
 Report Quarter: Q2 FY2019



<b>Provider/Program Name: Open Arms Group Home - (5332) - CCI</b>			
4474 Lindsey Drive, Powder Springs, GA 30127	Quarterly Scores (Grades)		Current Quarter Score (Grade)
Phone: 678-504-5653	Q1: 72.24 (C-)	Q2: 62.37 (D-)	<b>62.37%</b> <b>(D-)</b>
Vendor ID# 72221	Q3: N/A	Q4: N/A	
Program Census Information:	# Children in Care During Quarter: 7	# Placements During Quarter: 7	# Children in Care On Last Day: 6
<b>Quarterly Provider Comparisons to All CCIs</b>			

▼ — indicates average for all CCIs





DHS, DFCS, Office of Provider Management  
**Performance-Based Placement Measures**  
**RBWO Provider GA+SCORECARD - CCI**  
 Report Quarter: Q2 FY2019



**Provider/Program Name: Open Arms Group Home - (5332) - CCI**

4474 Lindsey Drive, Powder Springs, GA 30127	Quarterly Scores (Grades)		Current Quarter Score (Grade)
Phone: 678-504-5653	Q1: 72.24 (C-)	Q2: 62.37 (D-)	<b>62.37%</b> <b>(D-)</b>
Vendor ID# 72221	Q3: N/A	Q4: N/A	

Program Census Information:	# Children in Care During Quarter: 7	# Placements During Quarter: 7	# Children in Care On Last Day: 6
-----------------------------	--------------------------------------	--------------------------------	-----------------------------------

	Avg Performance All CCIs (%)	Provider Performance (%)*	Possible Points (Weight)	Provider Points Earned
--	------------------------------	---------------------------	--------------------------	------------------------

**OPM Monitoring Reviews**

Annual Comprehensive Reviews	86%	Not Yet Conducted		
Safety Reviews	91%	93%	15	13.88
<b>Monitoring Sub-Total</b>			<b>15</b>	<b>13.88</b>

**CCI Safety Outcomes**

Incidence of Maltreatment	0.17%	No Substantiated Reports	10	10.00
Staff Training/Foundations	95%	86%	5	4.30
Staff Safety Checks	90%	14%	5	0.70
<b>Safety Sub-Total</b>			<b>20</b>	<b>15.00</b>

**CCI Permanency Outcomes**

Placement Stability	89%	86%	15	12.90
<b>Permanency Sub-Total</b>			<b>15</b>	<b>12.90</b>

**CCI Well-Being Outcomes**

EPSDT Medical Visits	94%	33%	4	1.32
EPSDT Dental Visits	89%	17%	4	0.68
Academic Supports	78%	0%	3	0.00
Provider ECEM Visits	68%	0%	7	0.00
Provider General Contacts	67%	0%	7	0.00
Placements with Siblings	37%	100%	Not Scored	Not Scored
Placements within Legal County	15%	0%	Not Scored	Not Scored
<b>Well-Being Sub-Total</b>			<b>25</b>	<b>2.00</b>

\*Performance calculation descriptions can be found in the FY 2019 RBWO PBP Measurements and Standards Guide.

<b>Monitoring &amp; Outcomes: Possible Points = 75</b>	<b>Points Earned = 43.78</b>
<b>Score Before Incentives Credit</b>	<b>58.37%</b>
<b>Incentives Awarded</b>	<b>4.00 pts</b>
<b>PBP Verification</b>	<b>N/A pts</b>
<b>Total Score</b>	<b>62.37%</b>



**DHS, DFCS, Office of Provider Management**  
**Performance-Based Placement Measures**  
**RBWO Provider GA+SCORECARD - CCI**  
**Report Quarter: Q2 FY2019**



**Provider/Program Name: Open Arms Group Home - (5332) - CCI**

Program Census Information:		# Children in Care During Quarter: 7	# Placements During Quarter: 7	# Children in Care On Last Day: 6
CCI Incentive Credits	Avg Performance All CCIs (Points)	Provider Performance (%)*	Possible Points (Weight)	Provider Points Earned
Early EPSDT Medical Visits		0%	2	0.00
Early EPSDT Dental Visits		0%	2	0.00
Permanency Contacts		0%	5	0.00
Additional Academic Supports		0%	2	0.00
HS Grad/GED/Prof or Trade Certificate/College		N/A	10/5/5/1	
EYSS Agreement		Not Eligible	5	
Community Connections		0%	4	0.00
Active Agency Accreditation		0%	4	0.00
Staff Clinical Licensure		0%	5	0.00
Behavior Management (threshold = 0)		100%	4	4.00
<b>Incentives Total</b>	<b>8.28</b>			<b>4.00</b>
Maximum total combined incentive credit allowed is 10 points.			<b>Incentives Awarded</b>	<b>4.00</b>

\*Performance calculation descriptions can be found in the FY 2019 RBWO PBP Measurements and Standards Guide.

**Child Protective Services Investigations and Dispositions**

The following investigations data, which is not used for scoring but is considered significant to a provider's performance, is from Georgia SHINES and is not considered final or complete until the end of the fiscal year.

Total Reports:	0
Number Screened In:	0
Number Screened Out:	0
Number Substantiated:	0
Number Unsubstantiated:	0
Number Active CPS Investigations:	0



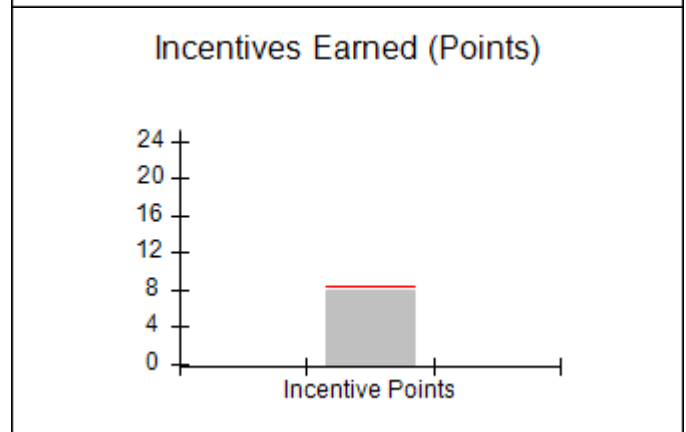
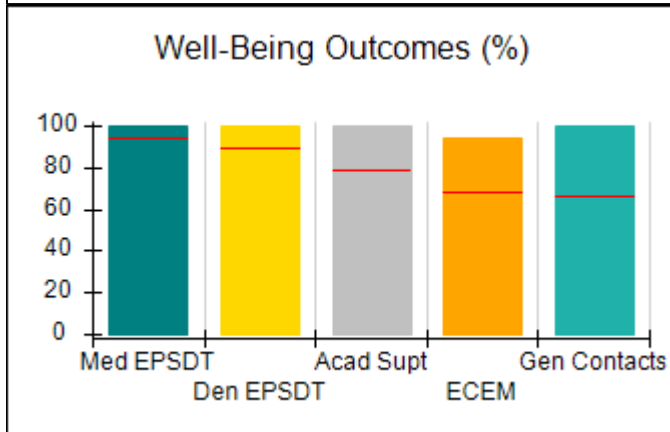
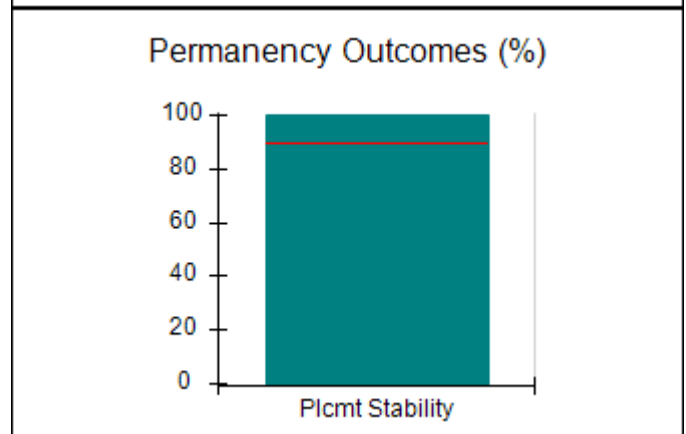
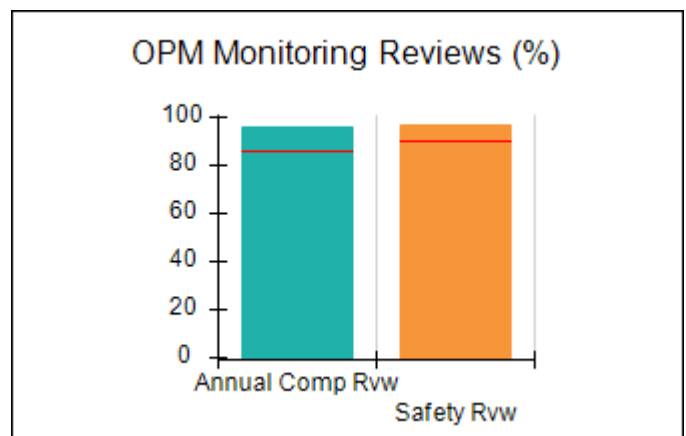
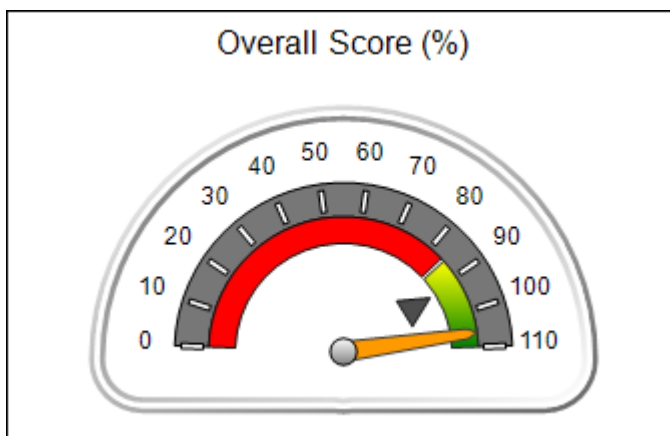
**DHS, DFCS, Office of Provider Management**  
**Performance-Based Placement Measures**  
**RBWO Provider GA+SCORECARD - CCI**



**Report Quarter: Q2 FY2019**

<b>Provider/Program Name: Open Arms of Blue Ridge, Inc. - (5135) - CCI</b>			
<b>474 Sowers Road, Blue Ridge, GA 30513-0039</b>	<b>Quarterly Scores (Grades)</b>		<b>Current Quarter Score (Grade)</b>
<b>Phone: 706-632-2329</b>	<b>Q1: 100.69 (A+)</b>	<b>Q2: 106.17 (A+)</b>	<b>106.17%</b> <b>(A+)</b>
<b>Vendor ID# 114380</b>	<b>Q3: N/A</b>	<b>Q4: N/A</b>	
<b>Program Census Information:</b>	<b># Children in Care During Quarter: 9</b>	<b># Placements During Quarter: 9</b>	<b># Children in Care On Last Day: 5</b>
<b>Quarterly Provider Comparisons to All CCIs</b>			

▼ — indicates average for all CCIs





DHS, DFCS, Office of Provider Management  
**Performance-Based Placement Measures**  
**RBWO Provider GA+SCORECARD - CCI**  
 Report Quarter: Q2 FY2019



<b>Provider/Program Name: Open Arms of Blue Ridge, Inc. - (5135) - CCI</b>				
<b>474 Sowers Road, Blue Ridge, GA 30513-0039</b>		<b>Quarterly Scores (Grades)</b>		<b>Current Quarter Score (Grade)</b>
<b>Phone: 706-632-2329</b>		<b>Q1: 100.69 (A+)</b>	<b>Q2: 106.17 (A+)</b>	<b>106.17% (A+)</b>
<b>Vendor ID# 114380</b>		<b>Q3: N/A</b>	<b>Q4: N/A</b>	
Program Census Information:		# Children in Care During Quarter: 9	# Placements During Quarter: 9	# Children in Care On Last Day: 5
	<b>Avg Performance All CCIs (%)</b>	<b>Provider Performance (%)*</b>	<b>Possible Points (Weight)</b>	<b>Provider Points Earned</b>
<b>OPM Monitoring Reviews</b>				
Annual Comprehensive Reviews	86%	96%	25	24.10
Safety Reviews	91%	97%	15	14.50
<b>Monitoring Sub-Total</b>			<b>40</b>	<b>38.59</b>
<b>CCI Safety Outcomes</b>				
Incidence of Maltreatment	0.17%	No Substantiated Reports	10	10.00
Staff Training/Foundations	95%	100%	5	5.00
Staff Safety Checks	90%	100%	5	5.00
<b>Safety Sub-Total</b>			<b>20</b>	<b>20.00</b>
<b>CCI Permanency Outcomes</b>				
Placement Stability	89%	100%	15	15.00
<b>Permanency Sub-Total</b>			<b>15</b>	<b>15.00</b>
<b>CCI Well-Being Outcomes</b>				
EPSDT Medical Visits	94%	100%	4	4.00
EPSDT Dental Visits	89%	100%	4	4.00
Academic Supports	78%	100%	3	3.00
Provider ECEM Visits	68%	94%	7	6.58
Provider General Contacts	67%	100%	7	7.00
Placements with Siblings	37%	100%	Not Scored	Not Scored
Placements within Legal County	15%	67%	Not Scored	Not Scored
<b>Well-Being Sub-Total</b>			<b>25</b>	<b>24.58</b>
*Performance calculation descriptions can be found in the FY 2019 RBWO PBP Measurements and Standards Guide.				

<b>Monitoring &amp; Outcomes: Possible Points = 100</b>		<b>Points Earned = 98.17</b>	
<b>Score Before Incentives Credit</b>			<b>98.17%</b>
<b>Incentives Awarded</b>			<b>8.00 pts</b>
<b>PBP Verification</b>			<b>N/A pts</b>
<b>Total Score</b>			<b>106.17%</b>



DHS, DFCS, Office of Provider Management  
**Performance-Based Placement Measures**  
**RBWO Provider GA+SCORECARD - CCI**  
Report Quarter: Q2 FY2019



**Provider/Program Name: Open Arms of Blue Ridge, Inc. - (5135) - CCI**

Program Census Information:		# Children in Care During Quarter: 9	# Placements During Quarter: 9	# Children in Care On Last Day: 5
CCI Incentive Credits	Avg Performance All CCIs (Points)	Provider Performance (%)*	Possible Points (Weight)	Provider Points Earned
Early EPSDT Medical Visits		100%	2	2.00
Early EPSDT Dental Visits		100%	2	2.00
Permanency Contacts		None Planned	5	
Additional Academic Supports		0%	2	0.00
HS Grad/GED/Prof or Trade Certificate/College		N/A	10/5/5/1	
EYSS Agreement		Not Eligible	5	
Community Connections		0%	4	0.00
Active Agency Accreditation		0%	4	0.00
Staff Clinical Licensure		0%	5	0.00
Behavior Management (threshold = 0)		100%	4	4.00
<b>Incentives Total</b>	<b>8.28</b>			<b>8.00</b>
Maximum total combined incentive credit allowed is 10 points.			<b>Incentives Awarded</b>	<b>8.00</b>

\*Performance calculation descriptions can be found in the FY 2019 RBWO PBP Measurements and Standards Guide.

**Child Protective Services Investigations and Dispositions**

The following investigations data, which is not used for scoring but is considered significant to a provider's performance, is from Georgia SHINES and is not considered final or complete until the end of the fiscal year.

Total Reports:	1
Number Screened In:	0
Number Screened Out:	1
Number Substantiated:	0
Number Unsubstantiated:	0
Number Active CPS Investigations:	0



DHS, DFCS, Office of Provider Management

## Performance-Based Placement Measures

### RBWO Provider GA+SCORECARD - CCI



Report Quarter: Q2 FY2019

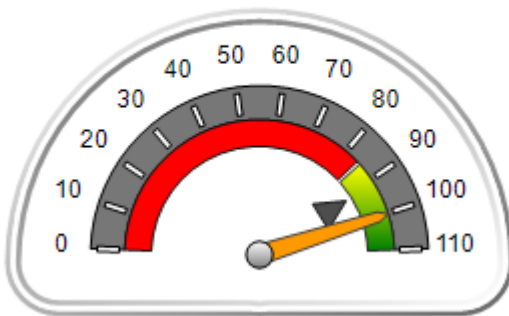
**Provider/Program Name: Open Door Home - Boys Annex Long Term Program (940) - CCI**

792 John Davenport Dr., Rome, GA 30165	Quarterly Scores (Grades)		Current Quarter Score (Grade)
Phone: 706-233-9175	Q1: 103.04 (A+)	Q2: 100.28 (A+)	<b>100.28% (A+)</b>
Vendor ID# 35532	Q3: N/A	Q4: N/A	
Program Census Information:	# Children in Care During Quarter: 14	# Placements During Quarter: 14	# Children in Care On Last Day: 9

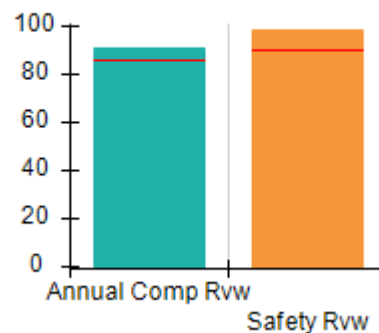
### Quarterly Provider Comparisons to All CCIs

▼ — indicates average for all CCIs

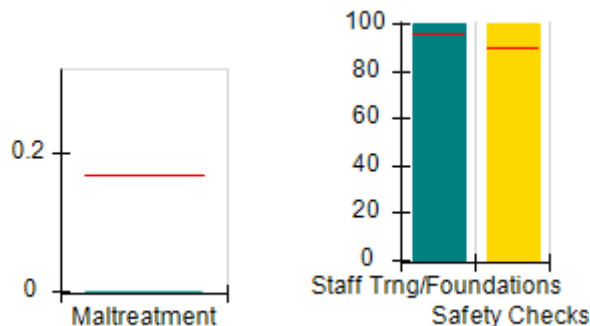
Overall Score (%)



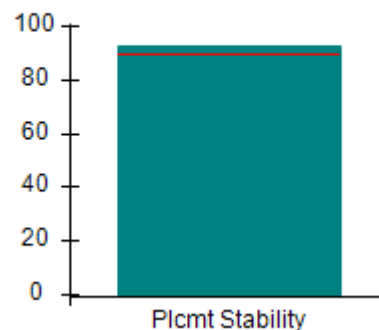
OPM Monitoring Reviews (%)



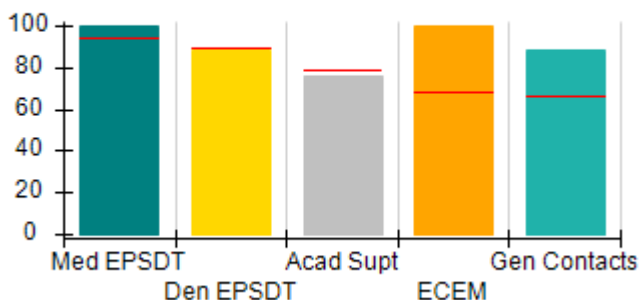
Safety Outcomes (%)



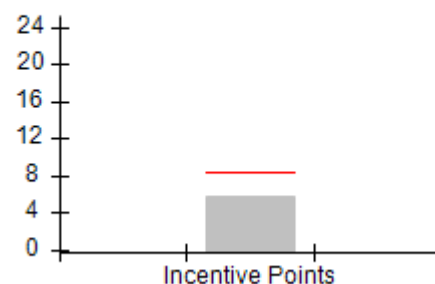
Permanency Outcomes (%)



Well-Being Outcomes (%)



Incentives Earned (Points)







DHS, DFCS, Office of Provider Management  
**Performance-Based Placement Measures**  
**RBWO Provider GA+SCORECARD - CCI**  
 Report Quarter: Q2 FY2019



Provider/Program Name: Open Door Home - Boys Annex Long Term Program (940) - CCI				
792 John Davenport Dr., Rome, GA 30165		Quarterly Scores (Grades)		Current Quarter Score (Grade)
Phone: 706-233-9175		Q1: 103.04 (A+)	Q2: 100.28 (A+)	<b>100.28%</b> <b>(A+)</b>
Vendor ID# 35532		Q3: N/A	Q4: N/A	
Program Census Information:		# Children in Care During Quarter: 14	# Placements During Quarter: 14	# Children in Care On Last Day: 9
	Avg Performance All CCIs (%)	Provider Performance (%)*	Possible Points (Weight)	Provider Points Earned
<b>OPM Monitoring Reviews</b>				
Annual Comprehensive Reviews	86%	91%	25	22.79
Safety Reviews	91%	99%	15	14.81
<b>Monitoring Sub-Total</b>			<b>40</b>	<b>37.61</b>
<b>CCI Safety Outcomes</b>				
Incidence of Maltreatment	0.17%	No Substantiated Reports	10	10.00
Staff Training/Foundations	95%	100%	5	5.00
Staff Safety Checks	90%	100%	5	5.00
<b>Safety Sub-Total</b>			<b>20</b>	<b>20.00</b>
<b>CCI Permanency Outcomes</b>				
Placement Stability	89%	93%	15	13.95
<b>Permanency Sub-Total</b>			<b>15</b>	<b>13.95</b>
<b>CCI Well-Being Outcomes</b>				
EPSDT Medical Visits	94%	100%	4	4.00
EPSDT Dental Visits	89%	88%	4	3.52
Academic Supports	78%	76%	3	2.28
Provider ECEM Visits	68%	100%	7	7.00
Provider General Contacts	67%	88%	7	6.16
Placements with Siblings	37%	Not Eligible	Not Scored	Not Scored
Placements within Legal County	15%	0%	Not Scored	Not Scored
<b>Well-Being Sub-Total</b>			<b>25</b>	<b>22.96</b>
*Performance calculation descriptions can be found in the FY 2019 RBWO PBP Measurements and Standards Guide.				

Monitoring & Outcomes: Possible Points = 100		Points Earned = 94.52	
Score Before Incentives Credit		94.52%	
Incentives Awarded		5.76 pts	
PBP Verification		N/A pts	
Total Score		100.28%	



**DHS, DFCS, Office of Provider Management**  
**Performance-Based Placement Measures**  
**RBWO Provider GA+SCORECARD - CCI**  
**Report Quarter: Q2 FY2019**



**Provider/Program Name: Open Door Home - Boys Annex Long Term Program (940) - CCI**

Program Census Information:		# Children in Care During Quarter: 14	# Placements During Quarter: 14	# Children in Care On Last Day: 9
CCI Incentive Credits	Avg Performance All CCIs (Points)	Provider Performance (%)*	Possible Points (Weight)	Provider Points Earned
Early EPSDT Medical Visits		Not Eligible	2	
Early EPSDT Dental Visits		33%	2	0.66
Permanency Contacts		0%	5	0.00
Additional Academic Supports		55%	2	1.10
HS Grad/GED/Prof or Trade Certificate/College		N/A	10/5/5/1	
EYSS Agreement		Not Eligible	5	
Community Connections		0%	4	0.00
Active Agency Accreditation		0%	4	0.00
Staff Clinical Licensure		0%	5	0.00
Behavior Management (threshold = 0)		100%	4	4.00
<b>Incentives Total</b>	<b>8.28</b>			<b>5.76</b>
Maximum total combined incentive credit allowed is 10 points.			<b>Incentives Awarded</b>	<b>5.76</b>

\*Performance calculation descriptions can be found in the FY 2019 RBWO PBP Measurements and Standards Guide.

**Child Protective Services Investigations and Dispositions**

The following investigations data, which is not used for scoring but is considered significant to a provider's performance, is from Georgia SHINES and is not considered final or complete until the end of the fiscal year.

Total Reports:	0
Number Screened In:	0
Number Screened Out:	0
Number Substantiated:	0
Number Unsubstantiated:	0
Number Active CPS Investigations:	0



**DHS, DFCS, Office of Provider Management**  
**Performance-Based Placement Measures**  
**RBWO Provider GA+SCORECARD - CCI**  
**Report Quarter: Q2 FY2019**

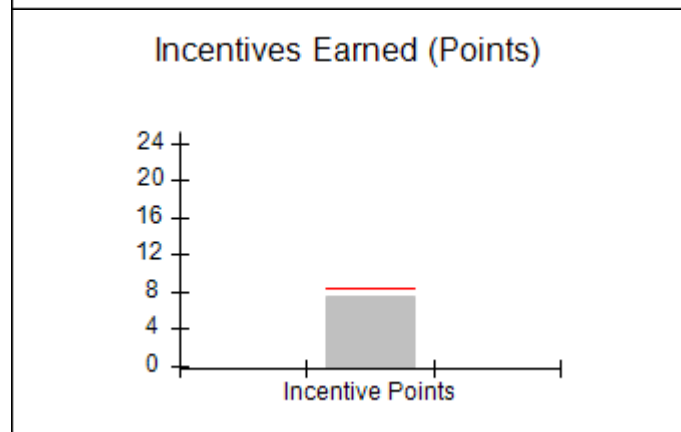
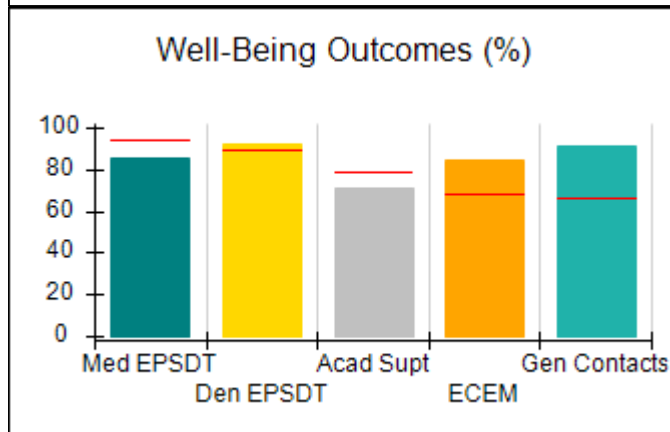
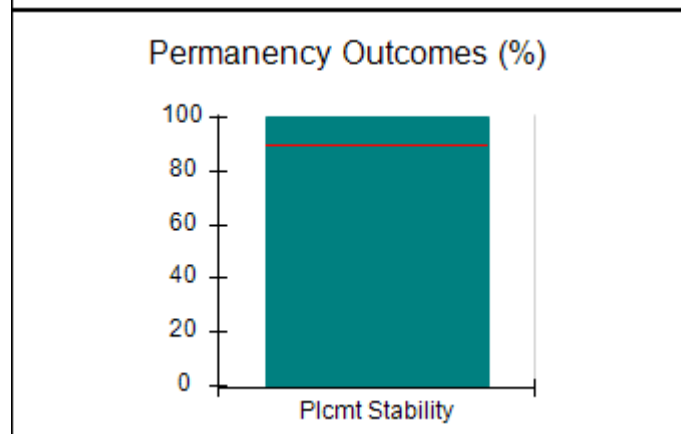
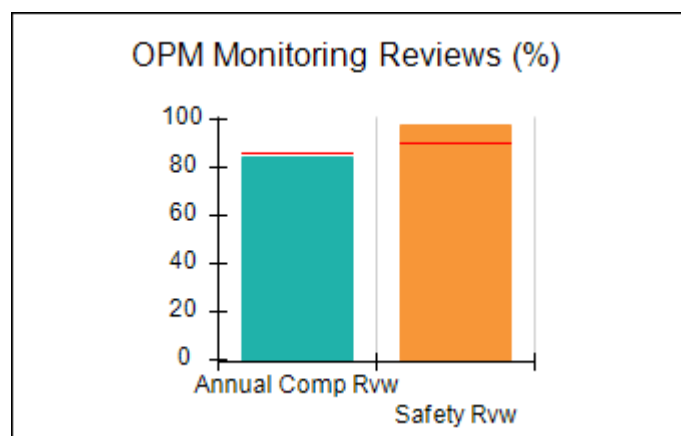
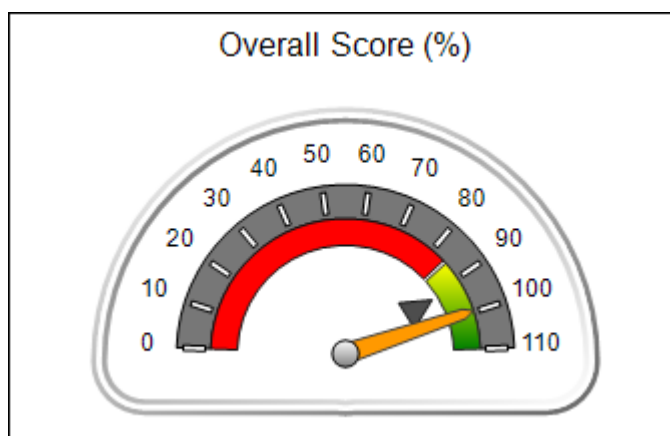


**Provider/Program Name: Open Door Home - Girls Annex Long Term Program (939) - CCI**

5 Leon St., Rome, GA 30165	Quarterly Scores (Grades)		Current Quarter Score (Grade)
Phone: 706 232-6622	Q1: 95.79 (A)	Q2: 99.71 (A+)	<b>99.71%</b> <b>(A+)</b>
Vendor ID# 35531	Q3: N/A	Q4: N/A	
Program Census Information:	# Children in Care During Quarter: 16	# Placements During Quarter: 16	# Children in Care On Last Day: 11

**Quarterly Provider Comparisons to All CCIs**

▼ — indicates average for all CCIs





DHS, DFCS, Office of Provider Management  
**Performance-Based Placement Measures**  
**RBWO Provider GA+SCORECARD - CCI**  
 Report Quarter: Q2 FY2019



**Provider/Program Name: Open Door Home - Girls Annex Long Term Program (939) - CCI**

5 Leon St., Rome, GA 30165	Quarterly Scores (Grades)		Current Quarter Score (Grade)
Phone: 706 232-6622	Q1: 95.79 (A)	Q2: 99.71 (A+)	<b>99.71%</b> <b>(A+)</b>
Vendor ID# 35531	Q3: N/A	Q4: N/A	

Program Census Information:	# Children in Care During Quarter: 16	# Placements During Quarter: 16	# Children in Care On Last Day: 11
-----------------------------	---------------------------------------	---------------------------------	------------------------------------

	Avg Performance All CCIs (%)	Provider Performance (%)*	Possible Points (Weight)	Provider Points Earned
--	------------------------------	---------------------------	--------------------------	------------------------

**OPM Monitoring Reviews**

Annual Comprehensive Reviews	86%	85%	25	21.18
Safety Reviews	91%	98%	15	14.63
<b>Monitoring Sub-Total</b>			<b>40</b>	<b>35.81</b>

**CCI Safety Outcomes**

Incidence of Maltreatment	0.17%	No Substantiated Reports	10	10.00
Staff Training/Foundations	95%	100%	5	5.00
Staff Safety Checks	90%	100%	5	5.00
<b>Safety Sub-Total</b>			<b>20</b>	<b>20.00</b>

**CCI Permanency Outcomes**

Placement Stability	89%	100%	15	15.00
<b>Permanency Sub-Total</b>			<b>15</b>	<b>15.00</b>

**CCI Well-Being Outcomes**

EPSDT Medical Visits	94%	85%	4	3.40
EPSDT Dental Visits	89%	92%	4	3.68
Academic Supports	78%	71%	3	2.13
Provider ECEM Visits	68%	84%	7	5.88
Provider General Contacts	67%	91%	7	6.37
Placements with Siblings	37%	0%	Not Scored	Not Scored
Placements within Legal County	15%	50%	Not Scored	Not Scored
<b>Well-Being Sub-Total</b>			<b>25</b>	<b>21.46</b>

\*Performance calculation descriptions can be found in the FY 2019 RBWO PBP Measurements and Standards Guide.

<b>Monitoring &amp; Outcomes: Possible Points = 100</b>	<b>Points Earned = 92.27</b>
<b>Score Before Incentives Credit</b>	<b>92.27%</b>
<b>Incentives Awarded</b>	<b>7.44 pts</b>
<b>PBP Verification</b>	<b>N/A pts</b>
<b>Total Score</b>	<b>99.71%</b>



**DHS, DFCS, Office of Provider Management**  
**Performance-Based Placement Measures**  
**RBWO Provider GA+SCORECARD - CCI**  
**Report Quarter: Q2 FY2019**



**Provider/Program Name: Open Door Home - Girls Annex Long Term Program (939) - CCI**

Program Census Information:		# Children in Care During Quarter: 16	# Placements During Quarter: 16	# Children in Care On Last Day: 11
CCI Incentive Credits	Avg Performance All CCIs (Points)	Provider Performance (%)*	Possible Points (Weight)	Provider Points Earned
Early EPSDT Medical Visits		33%	2	0.66
Early EPSDT Dental Visits		86%	2	1.72
Permanency Contacts		0%	5	0.00
Additional Academic Supports		53%	2	1.06
HS Grad/GED/Prof or Trade Certificate/College		N/A	10/5/5/1	
EYSS Agreement		Not Eligible	5	
Community Connections		0%	4	0.00
Active Agency Accreditation		0%	4	0.00
Staff Clinical Licensure		0%	5	0.00
Behavior Management (threshold = 0)		100%	4	4.00
<b>Incentives Total</b>	<b>8.28</b>			<b>7.44</b>
Maximum total combined incentive credit allowed is 10 points.			<b>Incentives Awarded</b>	<b>7.44</b>

\*Performance calculation descriptions can be found in the FY 2019 RBWO PBP Measurements and Standards Guide.

**Child Protective Services Investigations and Dispositions**

The following investigations data, which is not used for scoring but is considered significant to a provider's performance, is from Georgia SHINES and is not considered final or complete until the end of the fiscal year.

Total Reports:	0
Number Screened In:	0
Number Screened Out:	0
Number Substantiated:	0
Number Unsubstantiated:	0
Number Active CPS Investigations:	0



**DHS, DFCS, Office of Provider Management**  
**Performance-Based Placement Measures**  
**RBWO Provider GA+SCORECARD - CCI**  
**Report Quarter: Q2 FY2019**



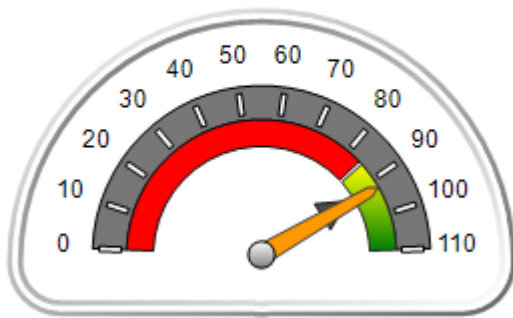
**Provider/Program Name: Our House for Kids - (792) - CCI**

114 Old Moores Mill Rd., Bremen, GA 30110	Quarterly Scores (Grades)		Current Quarter Score (Grade)
Phone: 770-537-1940	Q1: 92.23 (A-)	Q2: 92.53 (A-)	<b>92.53%</b> <b>(A-)</b>
Vendor ID# 35536	Q3: N/A	Q4: N/A	
Program Census Information:	# Children in Care During Quarter: 14	# Placements During Quarter: 14	# Children in Care On Last Day: 8

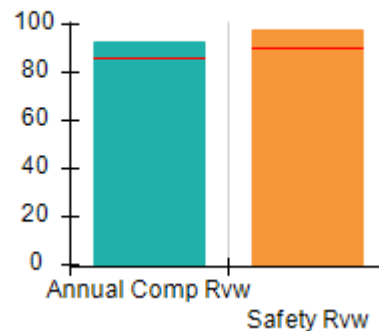
**Quarterly Provider Comparisons to All CCIs**

▼ — indicates average for all CCIs

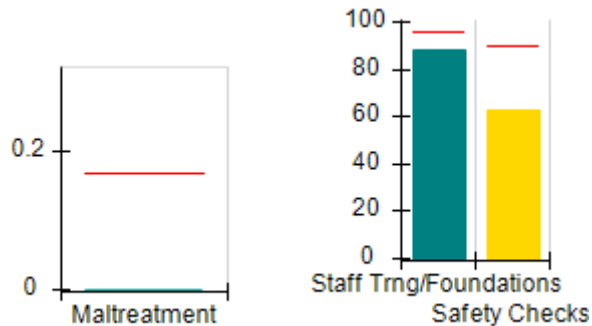
**Overall Score (%)**



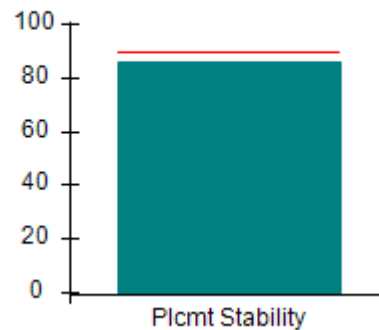
**OPM Monitoring Reviews (%)**



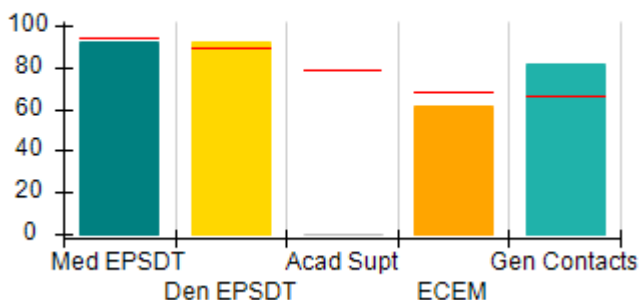
**Safety Outcomes (%)**



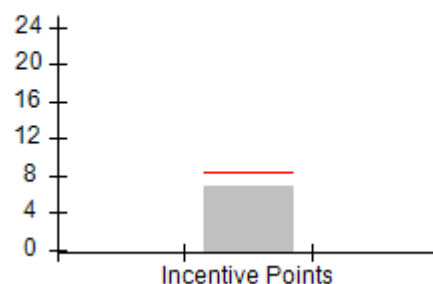
**Permanency Outcomes (%)**



**Well-Being Outcomes (%)**



**Incentives Earned (Points)**





DHS, DFCS, Office of Provider Management  
**Performance-Based Placement Measures**  
**RBWO Provider GA+SCORECARD - CCI**  
 Report Quarter: Q2 FY2019



<b>Provider/Program Name: Our House for Kids - (792) - CCI</b>				
114 Old Moores Mill Rd., Bremen, GA 30110		Quarterly Scores (Grades)		Current Quarter Score (Grade)
Phone: 770-537-1940		Q1: 92.23 (A-)	Q2: 92.53 (A-)	<b>92.53%</b> <b>(A-)</b>
Vendor ID# 35536		Q3: N/A	Q4: N/A	
Program Census Information:		# Children in Care During Quarter: 14	# Placements During Quarter: 14	# Children in Care On Last Day: 8
	Avg Performance All CCIs (%)	Provider Performance (%)*	Possible Points (Weight)	Provider Points Earned
<b>OPM Monitoring Reviews</b>				
Annual Comprehensive Reviews	86%	93%	25	23.23
Safety Reviews	91%	98%	15	14.63
<b>Monitoring Sub-Total</b>			<b>40</b>	<b>37.87</b>
<b>CCI Safety Outcomes</b>				
Incidence of Maltreatment	0.17%	No Substantiated Reports	10	10.00
Staff Training/Foundations	95%	88%	5	4.40
Staff Safety Checks	90%	63%	5	3.15
<b>Safety Sub-Total</b>			<b>20</b>	<b>17.55</b>
<b>CCI Permanency Outcomes</b>				
Placement Stability	89%	86%	15	12.90
<b>Permanency Sub-Total</b>			<b>15</b>	<b>12.90</b>
<b>CCI Well-Being Outcomes</b>				
EPSDT Medical Visits	94%	92%	4	3.68
EPSDT Dental Visits	89%	92%	4	3.68
Academic Supports	78%	0%	3	0.00
Provider ECEM Visits	68%	61%	7	4.27
Provider General Contacts	67%	82%	7	5.74
Placements with Siblings	37%	46%	Not Scored	Not Scored
Placements within Legal County	15%	0%	Not Scored	Not Scored
<b>Well-Being Sub-Total</b>			<b>25</b>	<b>17.37</b>
*Performance calculation descriptions can be found in the FY 2019 RBWO PBP Measurements and Standards Guide.				

<b>Monitoring &amp; Outcomes: Possible Points = 100</b>		<b>Points Earned = 85.69</b>	
<b>Score Before Incentives Credit</b>			<b>85.69%</b>
<b>Incentives Awarded</b>			<b>6.84 pts</b>
<b>PBP Verification</b>			<b>N/A pts</b>
<b>Total Score</b>			<b>92.53%</b>



**DHS, DFCS, Office of Provider Management**  
**Performance-Based Placement Measures**  
**RBWO Provider GA+SCORECARD - CCI**  
**Report Quarter: Q2 FY2019**



**Provider/Program Name: Our House for Kids - (792) - CCI**

Program Census Information:		# Children in Care During Quarter: 14	# Placements During Quarter: 14	# Children in Care On Last Day: 8
CCI Incentive Credits	Avg Performance All CCIs (Points)	Provider Performance (%)*	Possible Points (Weight)	Provider Points Earned
Early EPSDT Medical Visits		75%	2	1.50
Early EPSDT Dental Visits		67%	2	1.34
Permanency Contacts		None Planned	5	
Additional Academic Supports		0%	2	0.00
HS Grad/GED/Prof or Trade Certificate/College		N/A	10/5/5/1	
EYSS Agreement		Not Eligible	5	
Community Connections		0%	4	0.00
Active Agency Accreditation		0%	4	0.00
Staff Clinical Licensure		0%	5	0.00
Behavior Management (threshold = 0)		100%	4	4.00
<b>Incentives Total</b>	<b>8.28</b>			<b>6.84</b>
Maximum total combined incentive credit allowed is 10 points.			<b>Incentives Awarded</b>	<b>6.84</b>

\*Performance calculation descriptions can be found in the FY 2019 RBWO PBP Measurements and Standards Guide.

**Child Protective Services Investigations and Dispositions**

The following investigations data, which is not used for scoring but is considered significant to a provider's performance, is from Georgia SHINES and is not considered final or complete until the end of the fiscal year.

Total Reports:	1
Number Screened In:	1
Number Screened Out:	0
Number Substantiated:	0
Number Unsubstantiated:	1
Number Active CPS Investigations:	0





DHS, DFCS, Office of Provider Management  
**Performance-Based Placement Measures**  
**RBWO Provider GA+SCORECARD - CCI**



Report Quarter: Q2 FY2019

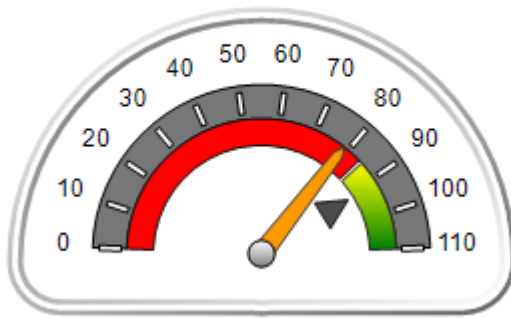
**Provider/Program Name: Park Place Outreach (formerly Marshland Foundation) - (732) - CCI**

514 East Henry Street, Savannah, GA 31401	Quarterly Scores (Grades)		Current Quarter Score (Grade)
Phone: 912-234-4048	Q1: 79.66 (C+)	Q2: 78.66 (C+)	<b>78.66%</b> <b>(C+)</b>
Vendor ID# 35537	Q3: N/A	Q4: N/A	
Program Census Information:	# Children in Care During Quarter: 0	# Placements During Quarter: 0	# Children in Care On Last Day: 0

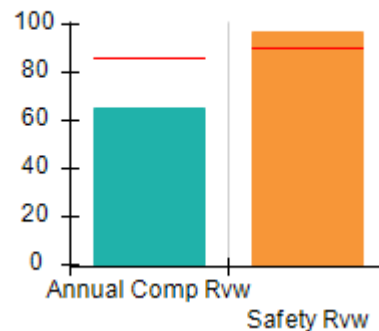
**Quarterly Provider Comparisons to All CCIs**

▼ — indicates average for all CCIs

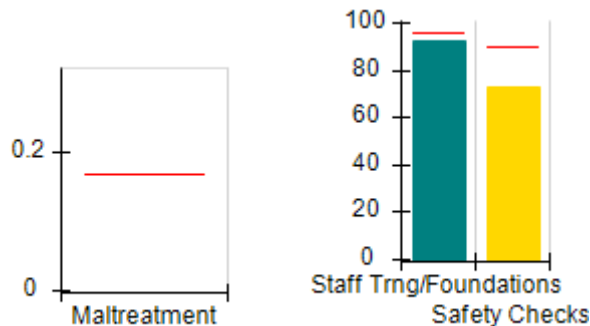
Overall Score (%)



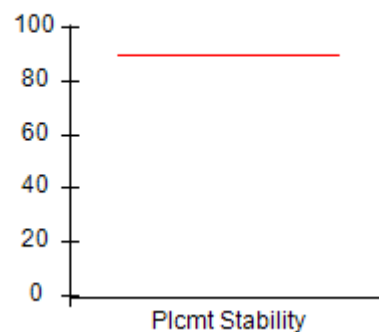
OPM Monitoring Reviews (%)



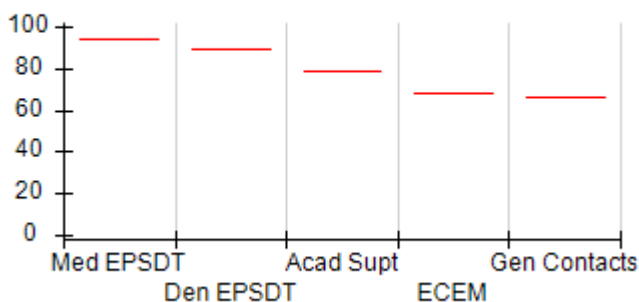
Safety Outcomes (%)



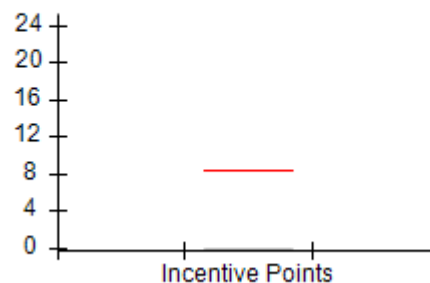
Permanency Outcomes (%)



Well-Being Outcomes (%)



Incentives Earned (Points)





DHS, DFCS, Office of Provider Management  
**Performance-Based Placement Measures**  
**RBWO Provider GA+SCORECARD - CCI**



Report Quarter: Q2 FY2019

**Provider/Program Name: Park Place Outreach (formerly Marshland Foundation) - (732) - CCI**

514 East Henry Street, Savannah, GA 31401	Quarterly Scores (Grades)		Current Quarter Score (Grade)
Phone: 912-234-4048	Q1: 79.66 (C+)	Q2: 78.66 (C+)	<b>78.66% (C+)</b>
Vendor ID# 35537	Q3: N/A	Q4: N/A	

Program Census Information:	# Children in Care During Quarter: 0	# Placements During Quarter: 0	# Children in Care On Last Day: 0
-----------------------------	--------------------------------------	--------------------------------	-----------------------------------

	Avg Performance All CCIs (%)	Provider Performance (%)*	Possible Points (Weight)	Provider Points Earned
--	------------------------------	---------------------------	--------------------------	------------------------

**OPM Monitoring Reviews**

Annual Comprehensive Reviews	86%	65%	25	16.19
Safety Reviews	91%	97%	15	14.50
<b>Monitoring Sub-Total</b>			<b>40</b>	<b>30.69</b>

**CCI Safety Outcomes**

Incidence of Maltreatment	0.17%	Not Eligible		
Staff Training/Foundations	95%	92%	10	9.20
Staff Safety Checks	90%	73%	10	7.30
<b>Safety Sub-Total</b>			<b>20</b>	<b>16.50</b>

**CCI Permanency Outcomes**

Placement Stability	89%	Not Eligible		
<b>Permanency Sub-Total</b>			<b>N/A</b>	

**CCI Well-Being Outcomes**

EPSDT Medical Visits	94%	Not Eligible		
EPSDT Dental Visits	89%	Not Eligible		
Academic Supports	78%	Not Eligible		
Provider ECEM Visits	68%	Not Eligible		
Provider General Contacts	67%	Not Eligible		
Placements with Siblings	37%	Not Eligible	Not Scored	Not Scored
Placements within Legal County	15%	Not Eligible	Not Scored	Not Scored
<b>Well-Being Sub-Total</b>			<b>N/A</b>	

\*Performance calculation descriptions can be found in the FY 2019 RBWO PBP Measurements and Standards Guide.

<b>Monitoring &amp; Outcomes: Possible Points = 60</b>	<b>Points Earned = 47.19</b>
<b>Score Before Incentives Credit</b>	<b>78.66%</b>
<b>Incentives Awarded</b>	<b>0.00 pts</b>
<b>PBP Verification</b>	<b>N/A pts</b>
<b>Total Score</b>	<b>78.66%</b>



DHS, DFCS, Office of Provider Management  
**Performance-Based Placement Measures**  
**RBWO Provider GA+SCORECARD - CCI**



Report Quarter: Q2 FY2019

**Provider/Program Name: Park Place Outreach (formerly Marshland Foundation) - (732) - CCI**

Program Census Information:		# Children in Care During Quarter: 0	# Placements During Quarter: 0	# Children in Care On Last Day: 0
CCI Incentive Credits	Avg Performance All CCIs (Points)	Provider Performance (%)*	Possible Points (Weight)	Provider Points Earned
Early EPSDT Medical Visits		Not Eligible	2	
Early EPSDT Dental Visits		Not Eligible	2	
Permanency Contacts		None Planned	5	
Additional Academic Supports		Not Eligible	2	
HS Grad/GED/Prof or Trade Certificate/College		N/A	10/5/5/1	
EYSS Agreement		Not Eligible	5	
Community Connections		Not Eligible	4	
Active Agency Accreditation		0%	4	0.00
Staff Clinical Licensure		0%	5	0.00
Behavior Management (threshold = 0)		0%	4	
<b>Incentives Total</b>	<b>8.28</b>			<b>0.00</b>
Maximum total combined incentive credit allowed is 10 points.			<b>Incentives Awarded</b>	<b>0.00</b>

\*Performance calculation descriptions can be found in the FY 2019 RBWO PBP Measurements and Standards Guide.

**Child Protective Services Investigations and Dispositions**

The following investigations data, which is not used for scoring but is considered significant to a provider's performance, is from Georgia SHINES and is not considered final or complete until the end of the fiscal year.

Total Reports:	0
Number Screened In:	0
Number Screened Out:	0
Number Substantiated:	0
Number Unsubstantiated:	0
Number Active CPS Investigations:	0

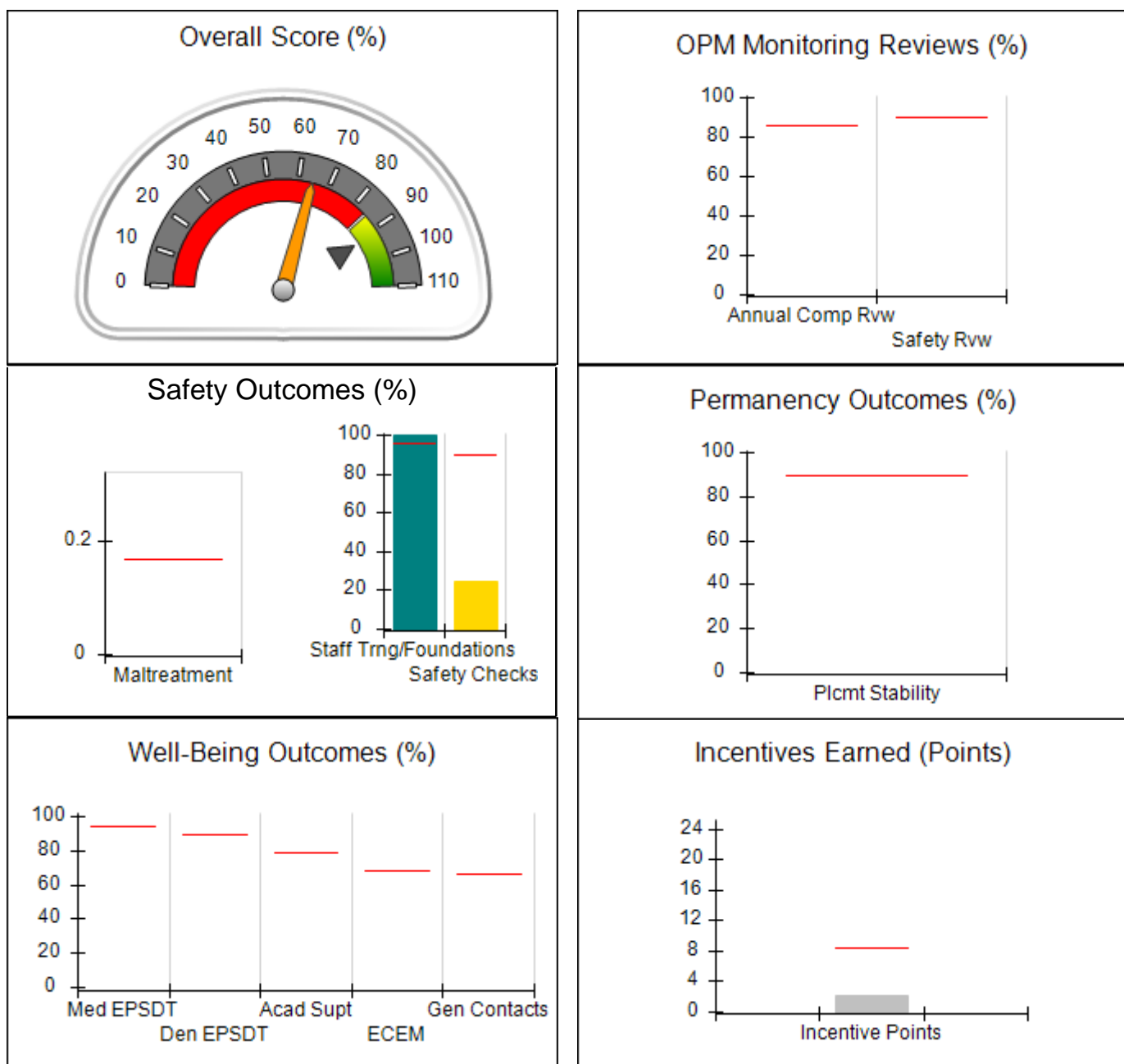


**DHS, DFCS, Office of Provider Management**  
**Performance-Based Placement Measures**  
**RBWO Provider GA+SCORECARD - CCI**  
**Report Quarter: Q2 FY2019**



<b>Provider/Program Name: Positive Growth - Jolly Ave. (794) - CCI</b>			
<b>1033 Jolly Ave., Clarkston, GA 30021</b>	<b>Quarterly Scores (Grades)</b>		<b>Current Quarter Score (Grade)</b>
<b>Phone: 404-292-6420</b>	<b>Q1: 77.00 (C+)</b>	<b>Q2: 64.50 (D)</b>	<b>64.50% (D)</b>
<b>Vendor ID# 35547</b>	<b>Q3: N/A</b>	<b>Q4: N/A</b>	
Program Census Information:	# Children in Care During Quarter: 0	# Placements During Quarter: 0	# Children in Care On Last Day: 0
<b>Quarterly Provider Comparisons to All CCIs</b>			

▼ — indicates average for all CCIs





DHS, DFCS, Office of Provider Management  
**Performance-Based Placement Measures**  
**RBWO Provider GA+SCORECARD - CCI**  
 Report Quarter: Q2 FY2019



<b>Provider/Program Name: Positive Growth - Jolly Ave. (794) - CCI</b>				
1033 Jolly Ave., Clarkston, GA 30021		Quarterly Scores (Grades)		Current Quarter Score (Grade)
Phone: 404-292-6420		Q1: 77.00 (C+)	Q2: 64.50 (D)	<b>64.50%</b> <b>(D)</b>
Vendor ID# 35547		Q3: N/A	Q4: N/A	
Program Census Information:		# Children in Care During Quarter: 0	# Placements During Quarter: 0	# Children in Care On Last Day: 0
	Avg Performance All CCIs (%)	Provider Performance (%)*	Possible Points (Weight)	Provider Points Earned
<b>OPM Monitoring Reviews</b>				
Annual Comprehensive Reviews	86%	Not Yet Conducted		
Safety Reviews	91%	Not Yet Conducted		
<b>Monitoring Sub-Total</b>				<b>0.00</b>
<b>CCI Safety Outcomes</b>				
Incidence of Maltreatment	0.17%	Not Eligible		
Staff Training/Foundations	95%	100%	10	10.00
Staff Safety Checks	90%	25%	10	2.50
<b>Safety Sub-Total</b>			<b>20</b>	<b>12.50</b>
<b>CCI Permanency Outcomes</b>				
Placement Stability	89%	Not Eligible		
<b>Permanency Sub-Total</b>			<b>N/A</b>	
<b>CCI Well-Being Outcomes</b>				
EPSDT Medical Visits	94%	Not Eligible		
EPSDT Dental Visits	89%	Not Eligible		
Academic Supports	78%	Not Eligible		
Provider ECEM Visits	68%	Not Eligible		
Provider General Contacts	67%	Not Eligible		
Placements with Siblings	37%	Not Eligible	Not Scored	Not Scored
Placements within Legal County	15%	Not Eligible	Not Scored	Not Scored
<b>Well-Being Sub-Total</b>			<b>N/A</b>	

\*Performance calculation descriptions can be found in the FY 2019 RBWO PBP Measurements and Standards Guide.

<b>Monitoring &amp; Outcomes: Possible Points = 20</b>		<b>Points Earned = 12.50</b>	
<b>Score Before Incentives Credit</b>			<b>62.50%</b>
<b>Incentives Awarded</b>			<b>2.00 pts</b>
<b>PBP Verification</b>			<b>N/A pts</b>
<b>Total Score</b>			<b>64.50%</b>



**DHS, DFCS, Office of Provider Management**  
**Performance-Based Placement Measures**  
**RBWO Provider GA+SCORECARD - CCI**  
**Report Quarter: Q2 FY2019**



**Provider/Program Name: Positive Growth - Jolly Ave. (794) - CCI**

Program Census Information:		# Children in Care During Quarter: 0	# Placements During Quarter: 0	# Children in Care On Last Day: 0
CCI Incentive Credits	Avg Performance All CCIs (Points)	Provider Performance (%)*	Possible Points (Weight)	Provider Points Earned
Early EPSDT Medical Visits		Not Eligible	2	
Early EPSDT Dental Visits		Not Eligible	2	
Permanency Contacts		None Planned	5	
Additional Academic Supports		Not Eligible	2	
HS Grad/GED/Prof or Trade Certificate/College		N/A	10/5/5/1	
EYSS Agreement		Not Eligible	5	
Community Connections		Not Eligible	4	
Active Agency Accreditation		50%	4	2.00
Staff Clinical Licensure		0%	5	0.00
Behavior Management (threshold = 0)		0%	4	
<b>Incentives Total</b>	<b>8.28</b>			<b>2.00</b>
Maximum total combined incentive credit allowed is 10 points.			<b>Incentives Awarded</b>	<b>2.00</b>

\*Performance calculation descriptions can be found in the FY 2019 RBWO PBP Measurements and Standards Guide.

**Child Protective Services Investigations and Dispositions**

The following investigations data, which is not used for scoring but is considered significant to a provider's performance, is from Georgia SHINES and is not considered final or complete until the end of the fiscal year.

Total Reports:	0
Number Screened In:	0
Number Screened Out:	0
Number Substantiated:	0
Number Unsubstantiated:	0
Number Active CPS Investigations:	0

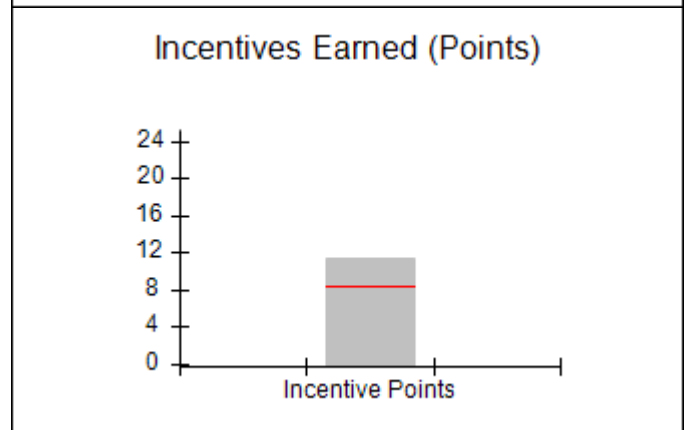
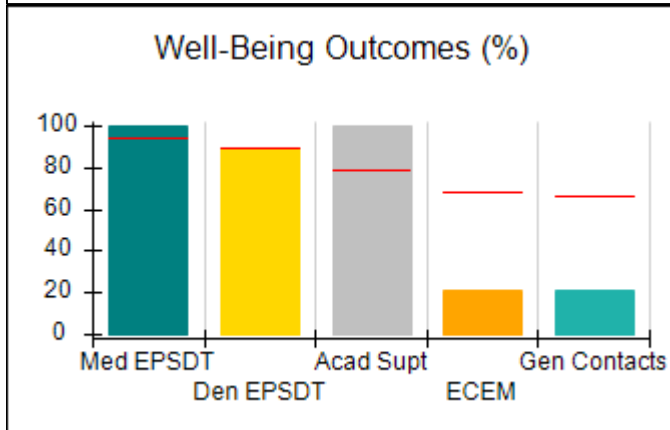
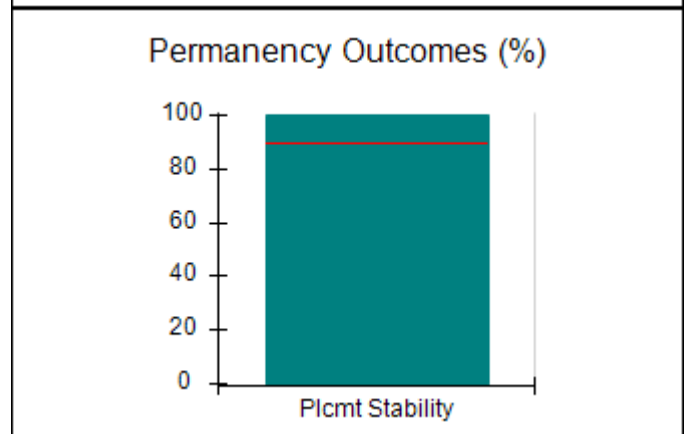
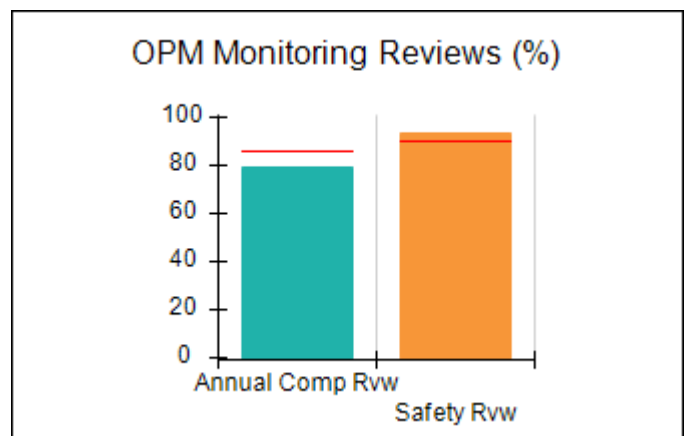
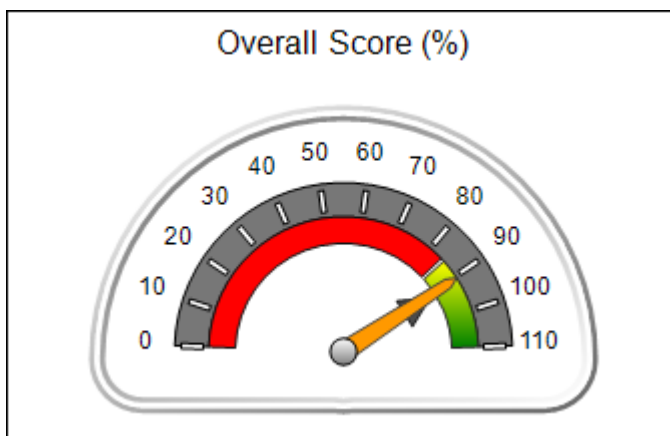


**DHS, DFCS, Office of Provider Management**  
**Performance-Based Placement Measures**  
**RBWO Provider GA+SCORECARD - CCI**  
**Report Quarter: Q2 FY2019**



Provider/Program Name: Positive Growth - Ponce De Leon Ave. (795) - CCI			
4036 E Ponce De Leon Ave., Clarkston, GA 30021	Quarterly Scores (Grades)		Current Quarter Score (Grade)
Phone: 404-292-6420	Q1: 93.46 (A-)	Q2: 90.59 (A-)	<b>90.59%</b> <b>(A-)</b>
Vendor ID# 35546	Q3: N/A	Q4: N/A	
Program Census Information:	# Children in Care During Quarter: 13	# Placements During Quarter: 13	# Children in Care On Last Day: 10
Quarterly Provider Comparisons to All CCIs			

▼ — indicates average for all CCIs





DHS, DFCS, Office of Provider Management  
**Performance-Based Placement Measures**  
**RBWO Provider GA+SCORECARD - CCI**  
 Report Quarter: Q2 FY2019



Provider/Program Name: Positive Growth - Ponce De Leon Ave. (795) - CCI				
4036 E Ponce De Leon Ave., Clarkston, GA 30021		Quarterly Scores (Grades)		Current Quarter Score (Grade)
Phone: 404-292-6420		Q1: 93.46 (A-)	Q2: 90.59 (A-)	<b>90.59%</b> <b>(A-)</b>
Vendor ID# 35546		Q3: N/A	Q4: N/A	
Program Census Information:		# Children in Care During Quarter: 13	# Placements During Quarter: 13	# Children in Care On Last Day: 10
	Avg Performance All CCIs (%)	Provider Performance (%)*	Possible Points (Weight)	Provider Points Earned
<b>OPM Monitoring Reviews</b>				
Annual Comprehensive Reviews	86%	80%	25	19.91
Safety Reviews	91%	94%	15	14.04
<b>Monitoring Sub-Total</b>			<b>40</b>	<b>33.94</b>
<b>CCI Safety Outcomes</b>				
Incidence of Maltreatment	0.17%	No Substantiated Reports	10	10.00
Staff Training/Foundations	95%	100%	5	5.00
Staff Safety Checks	90%	63%	5	3.15
<b>Safety Sub-Total</b>			<b>20</b>	<b>18.15</b>
<b>CCI Permanency Outcomes</b>				
Placement Stability	89%	100%	15	15.00
<b>Permanency Sub-Total</b>			<b>15</b>	<b>15.00</b>
<b>CCI Well-Being Outcomes</b>				
EPSDT Medical Visits	94%	100%	4	4.00
EPSDT Dental Visits	89%	89%	4	3.56
Academic Supports	78%	100%	3	3.00
Provider ECEM Visits	68%	21%	7	1.47
Provider General Contacts	67%	21%	7	1.47
Placements with Siblings	37%	0%	Not Scored	Not Scored
Placements within Legal County	15%	25%	Not Scored	Not Scored
<b>Well-Being Sub-Total</b>			<b>25</b>	<b>13.50</b>
*Performance calculation descriptions can be found in the FY 2019 RBWO PBP Measurements and Standards Guide.				

Monitoring & Outcomes: Possible Points = 100		Points Earned = 80.59	
Score Before Incentives Credit		80.59%	
Incentives Awarded		10.00 pts	
PBP Verification		N/A pts	
<b>Total Score</b>		<b>90.59%</b>	





**DHS, DFCS, Office of Provider Management**  
**Performance-Based Placement Measures**  
**RBWO Provider GA+SCORECARD - CCI**  
**Report Quarter: Q2 FY2019**



**Provider/Program Name: Positive Growth - Ponce De Leon Ave. (795) - CCI**

Program Census Information:		# Children in Care During Quarter: 13	# Placements During Quarter: 13	# Children in Care On Last Day: 10
CCI Incentive Credits	Avg Performance All CCIs (Points)	Provider Performance (%)*	Possible Points (Weight)	Provider Points Earned
Early EPSDT Medical Visits		80%	2	1.60
Early EPSDT Dental Visits		86%	2	1.72
Permanency Contacts		None Planned	5	
Additional Academic Supports		100%	2	2.00
HS Grad/GED/Prof or Trade Certificate/College		N/A	10/5/5/1	
EYSS Agreement		Not Eligible	5	
Community Connections		0%	4	0.00
Active Agency Accreditation		50%	4	2.00
Staff Clinical Licensure		0%	5	0.00
Behavior Management (threshold = 0)		100%	4	4.00
<b>Incentives Total</b>	<b>8.28</b>			<b>11.32</b>
Maximum total combined incentive credit allowed is 10 points.			<b>Incentives Awarded</b>	<b>10.00</b>

\*Performance calculation descriptions can be found in the FY 2019 RBWO PBP Measurements and Standards Guide.

**Child Protective Services Investigations and Dispositions**

The following investigations data, which is not used for scoring but is considered significant to a provider's performance, is from Georgia SHINES and is not considered final or complete until the end of the fiscal year.

Total Reports:	0
Number Screened In:	0
Number Screened Out:	0
Number Substantiated:	0
Number Unsubstantiated:	0
Number Active CPS Investigations:	0



**DHS, DFCS, Office of Provider Management**  
**Performance-Based Placement Measures**  
**RBWO Provider GA+SCORECARD - CCI**  
**Report Quarter: Q2 FY2019**



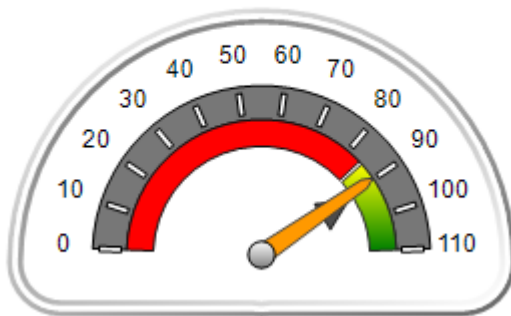
**Provider/Program Name: Pride Land Group Home LLC - (5263) - CCI**

2490 Heath Road, Macon, GA 31206	Quarterly Scores (Grades)		Current Quarter Score (Grade)
Phone: 478-359-6046	Q1: 86.36 (B)	Q2: 89.71 (B+)	<b>89.71%</b> <b>(B+)</b>
Vendor ID# 49818	Q3: N/A	Q4: N/A	
Program Census Information:	# Children in Care During Quarter: 11	# Placements During Quarter: 11	# Children in Care On Last Day: 8

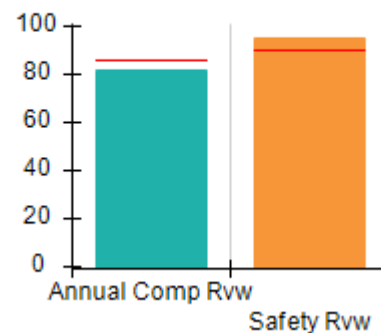
**Quarterly Provider Comparisons to All CCIs**

▼ — indicates average for all CCIs

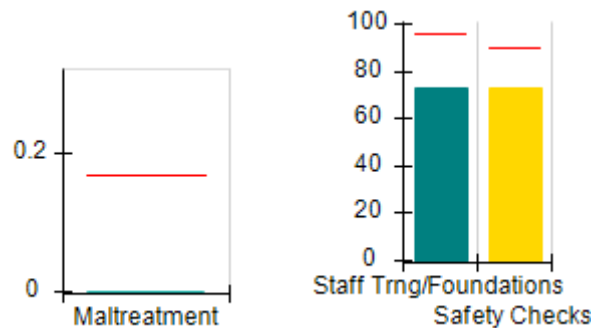
Overall Score (%)



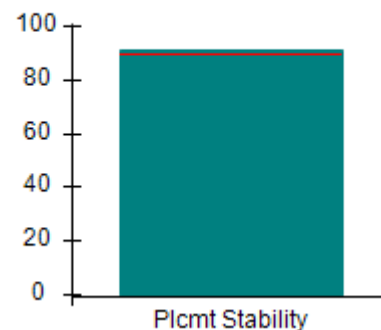
OPM Monitoring Reviews (%)



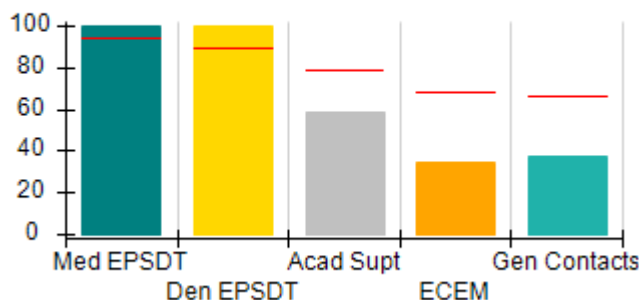
Safety Outcomes (%)



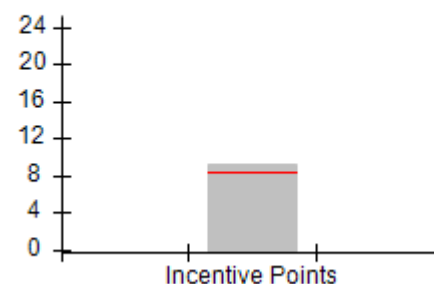
Permanency Outcomes (%)



Well-Being Outcomes (%)



Incentives Earned (Points)





DHS, DFCS, Office of Provider Management  
**Performance-Based Placement Measures**  
**RBWO Provider GA+SCORECARD - CCI**  
 Report Quarter: Q2 FY2019



Provider/Program Name: Pride Land Group Home LLC - (5263) - CCI				
2490 Heath Road, Macon, GA 31206		Quarterly Scores (Grades)		Current Quarter Score (Grade)
Phone: 478-359-6046		Q1: 86.36 (B)	Q2: 89.71 (B+)	<b>89.71%</b> <b>(B+)</b>
Vendor ID# 49818		Q3: N/A	Q4: N/A	
Program Census Information:		# Children in Care During Quarter: 11	# Placements During Quarter: 11	# Children in Care On Last Day: 8
	Avg Performance All CCIs (%)	Provider Performance (%)*	Possible Points (Weight)	Provider Points Earned
<b>OPM Monitoring Reviews</b>				
Annual Comprehensive Reviews	86%	82%	25	20.38
Safety Reviews	91%	95%	15	14.25
<b>Monitoring Sub-Total</b>			<b>40</b>	<b>34.63</b>
<b>CCI Safety Outcomes</b>				
Incidence of Maltreatment	0.17%	No Substantiated Reports	10	10.00
Staff Training/Foundations	95%	73%	5	3.65
Staff Safety Checks	90%	73%	5	3.65
<b>Safety Sub-Total</b>			<b>20</b>	<b>17.30</b>
<b>CCI Permanency Outcomes</b>				
Placement Stability	89%	91%	15	13.65
<b>Permanency Sub-Total</b>			<b>15</b>	<b>13.65</b>
<b>CCI Well-Being Outcomes</b>				
EPSDT Medical Visits	94%	100%	4	4.00
EPSDT Dental Visits	89%	100%	4	4.00
Academic Supports	78%	59%	3	1.77
Provider ECEM Visits	68%	35%	7	2.45
Provider General Contacts	67%	38%	7	2.66
Placements with Siblings	37%	0%	Not Scored	Not Scored
Placements within Legal County	15%	0%	Not Scored	Not Scored
<b>Well-Being Sub-Total</b>			<b>25</b>	<b>14.88</b>
*Performance calculation descriptions can be found in the FY 2019 RBWO PBP Measurements and Standards Guide.				

<b>Monitoring &amp; Outcomes: Possible Points = 100</b>		<b>Points Earned = 80.46</b>	
<b>Score Before Incentives Credit</b>			<b>80.46%</b>
<b>Incentives Awarded</b>			<b>9.25 pts</b>
<b>PBP Verification</b>			<b>N/A pts</b>
<b>Total Score</b>			<b>89.71%</b>



**DHS, DFCS, Office of Provider Management**  
**Performance-Based Placement Measures**  
**RBWO Provider GA+SCORECARD - CCI**  
**Report Quarter: Q2 FY2019**



**Provider/Program Name: Pride Land Group Home LLC - (5263) - CCI**

Program Census Information:		# Children in Care During Quarter: 11	# Placements During Quarter: 11	# Children in Care On Last Day: 8
CCI Incentive Credits	Avg Performance All CCIs (Points)	Provider Performance (%)*	Possible Points (Weight)	Provider Points Earned
Early EPSDT Medical Visits		100%	2	2.00
Early EPSDT Dental Visits		100%	2	2.00
Permanency Contacts		15%	5	0.75
Additional Academic Supports		25%	2	0.50
HS Grad/GED/Prof or Trade Certificate/College		N/A	10/5/5/1	
EYSS Agreement		Not Eligible	5	
Community Connections		0%	4	0.00
Active Agency Accreditation		0%	4	0.00
Staff Clinical Licensure		0%	5	0.00
Behavior Management (threshold = 0)		100%	4	4.00
<b>Incentives Total</b>	<b>8.28</b>			<b>9.25</b>
Maximum total combined incentive credit allowed is 10 points.			<b>Incentives Awarded</b>	<b>9.25</b>

\*Performance calculation descriptions can be found in the FY 2019 RBWO PBP Measurements and Standards Guide.

**Child Protective Services Investigations and Dispositions**

The following investigations data, which is not used for scoring but is considered significant to a provider's performance, is from Georgia SHINES and is not considered final or complete until the end of the fiscal year.

Total Reports:	0
Number Screened In:	0
Number Screened Out:	0
Number Substantiated:	0
Number Unsubstantiated:	0
Number Active CPS Investigations:	0

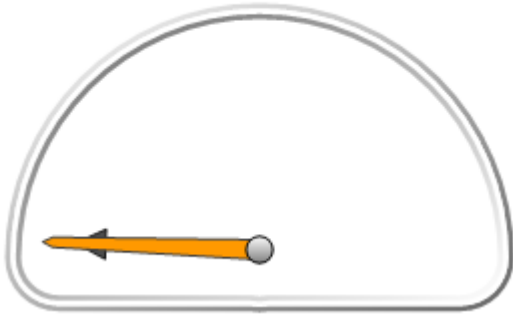


DHS, DFCS, Office of Provider Management  
**Performance-Based Placement Measures**  
**RBWO Provider GA+SCORECARD - CCI**  
Report Quarter: Q2 FY2019

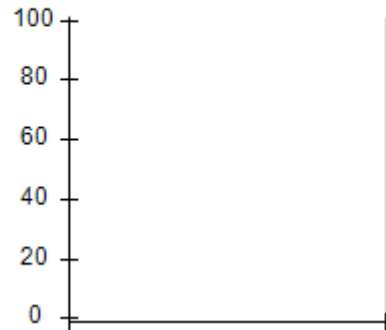


▼ — indicates average for all CCIs

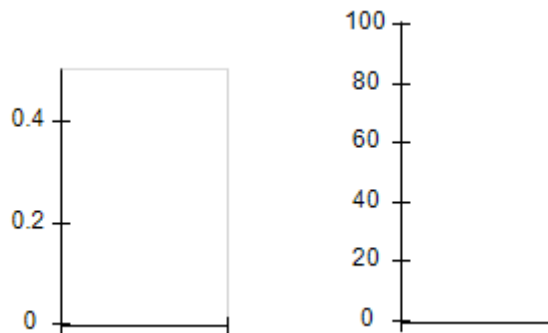
Overall Score (%)



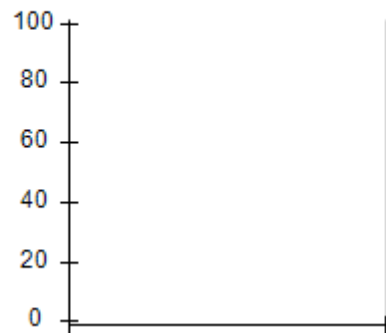
OPM Monitoring Reviews (%)



Safety Outcomes (%)




Permanency Outcomes (%)



Well-Being Outcomes (%)



Incentives Earned (Points)





**DHS, DFCS, Office of Provider Management**  
**Performance-Based Placement Measures**  
**RBWO Provider GA+SCORECARD - CCI**  
**Report Quarter: Q2 FY2019**



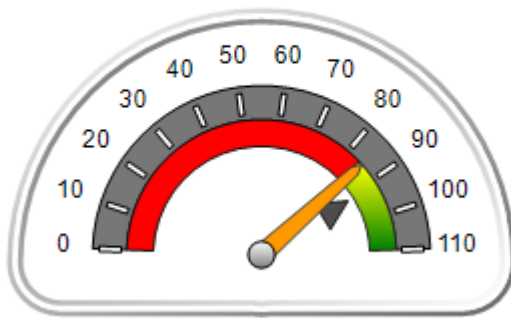
**Provider/Program Name: Rainbow Children's Home - (809) - CCI**

247 E. Main St., Dahlonega, GA 30533	Quarterly Scores (Grades)		Current Quarter Score (Grade)
Phone: 706-864-5110	Q1: 89.95 (B+)	Q2: 85.02 (B)	<b>85.02%</b> <b>(B)</b>
Vendor ID# 35566	Q3: N/A	Q4: N/A	
Program Census Information:	# Children in Care During Quarter: 9	# Placements During Quarter: 9	# Children in Care On Last Day: 5

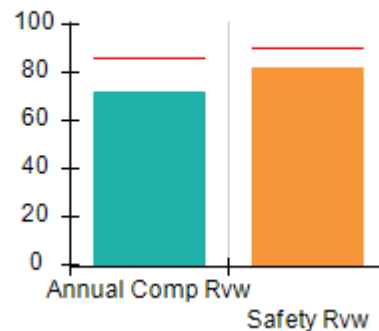
**Quarterly Provider Comparisons to All CCIs**

▼ — indicates average for all CCIs

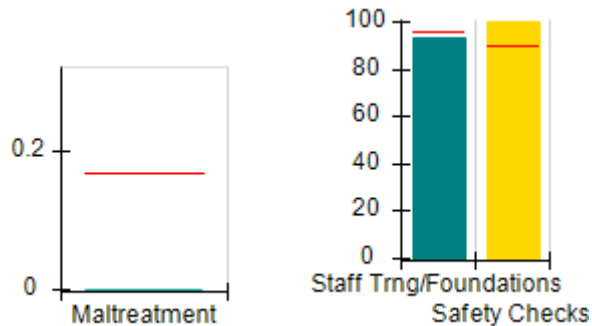
Overall Score (%)



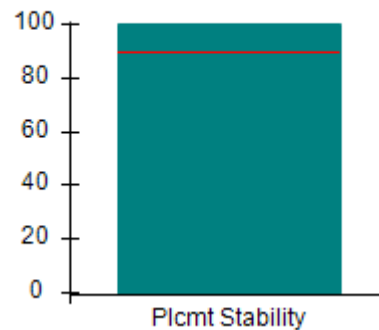
OPM Monitoring Reviews (%)



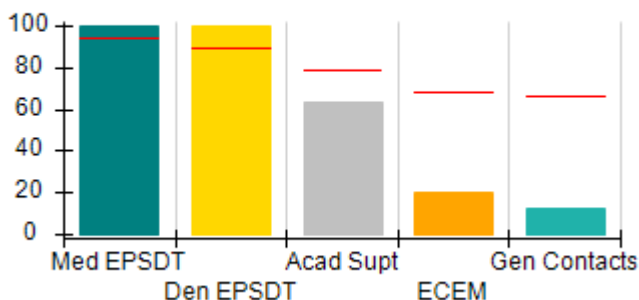
Safety Outcomes (%)



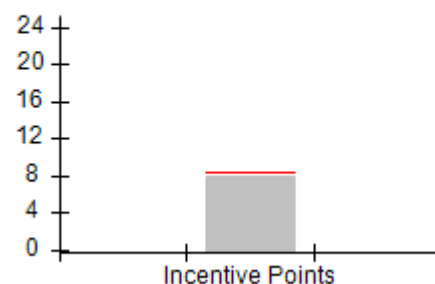
Permanency Outcomes (%)



Well-Being Outcomes (%)



Incentives Earned (Points)





DHS, DFCS, Office of Provider Management  
**Performance-Based Placement Measures**  
**RBWO Provider GA+SCORECARD - CCI**  
 Report Quarter: Q2 FY2019



<b>Provider/Program Name: Rainbow Children's Home - (809) - CCI</b>				
<b>247 E. Main St., Dahlonega, GA 30533</b>		<b>Quarterly Scores (Grades)</b>		<b>Current Quarter Score (Grade)</b>
<b>Phone: 706-864-5110</b>		<b>Q1: 89.95 (B+)</b>	<b>Q2: 85.02 (B)</b>	<b>85.02% (B)</b>
<b>Vendor ID# 35566</b>		<b>Q3: N/A</b>	<b>Q4: N/A</b>	
Program Census Information:		# Children in Care During Quarter: 9	# Placements During Quarter: 9	# Children in Care On Last Day: 5
	<b>Avg Performance All CCIs (%)</b>	<b>Provider Performance (%)*</b>	<b>Possible Points (Weight)</b>	<b>Provider Points Earned</b>
<b>OPM Monitoring Reviews</b>				
Annual Comprehensive Reviews	86%	72%	25	17.94
Safety Reviews	91%	82%	15	12.24
<b>Monitoring Sub-Total</b>			<b>40</b>	<b>30.17</b>
<b>CCI Safety Outcomes</b>				
Incidence of Maltreatment	0.17%	No Substantiated Reports	10	10.00
Staff Training/Foundations	95%	93%	5	4.65
Staff Safety Checks	90%	100%	5	5.00
<b>Safety Sub-Total</b>			<b>20</b>	<b>19.65</b>
<b>CCI Permanency Outcomes</b>				
Placement Stability	89%	100%	15	15.00
<b>Permanency Sub-Total</b>			<b>15</b>	<b>15.00</b>
<b>CCI Well-Being Outcomes</b>				
EPSDT Medical Visits	94%	100%	4	4.00
EPSDT Dental Visits	89%	100%	4	4.00
Academic Supports	78%	63%	3	1.89
Provider ECEM Visits	68%	20%	7	1.40
Provider General Contacts	67%	13%	7	0.91
Placements with Siblings	37%	0%	Not Scored	Not Scored
Placements within Legal County	15%	25%	Not Scored	Not Scored
<b>Well-Being Sub-Total</b>			<b>25</b>	<b>12.20</b>
*Performance calculation descriptions can be found in the FY 2019 RBWO PBP Measurements and Standards Guide.				

<b>Monitoring &amp; Outcomes: Possible Points = 100</b>		<b>Points Earned = 77.02</b>	
<b>Score Before Incentives Credit</b>			<b>77.02%</b>
<b>Incentives Awarded</b>			<b>8.00 pts</b>
<b>PBP Verification</b>			<b>N/A pts</b>
<b>Total Score</b>			<b>85.02%</b>



DHS, DFCS, Office of Provider Management  
**Performance-Based Placement Measures**  
**RBWO Provider GA+SCORECARD - CCI**  
Report Quarter: Q2 FY2019



**Provider/Program Name: Rainbow Children's Home - (809) - CCI**

Program Census Information:		# Children in Care During Quarter: 9	# Placements During Quarter: 9	# Children in Care On Last Day: 5
CCI Incentive Credits	Avg Performance All CCIs (Points)	Provider Performance (%)*	Possible Points (Weight)	Provider Points Earned
Early EPSDT Medical Visits		100%	2	2.00
Early EPSDT Dental Visits		100%	2	2.00
Permanency Contacts		0%	5	0.00
Additional Academic Supports		0%	2	0.00
HS Grad/GED/Prof or Trade Certificate/College		N/A	10/5/5/1	
EYSS Agreement		Not Eligible	5	
Community Connections		0%	4	0.00
Active Agency Accreditation		0%	4	0.00
Staff Clinical Licensure		0%	5	0.00
Behavior Management (threshold = 0)		100%	4	4.00
<b>Incentives Total</b>	<b>8.28</b>			<b>8.00</b>
Maximum total combined incentive credit allowed is 10 points.			<b>Incentives Awarded</b>	<b>8.00</b>

\*Performance calculation descriptions can be found in the FY 2019 RBWO PBP Measurements and Standards Guide.

**Child Protective Services Investigations and Dispositions**

The following investigations data, which is not used for scoring but is considered significant to a provider's performance, is from Georgia SHINES and is not considered final or complete until the end of the fiscal year.

Total Reports:	0
Number Screened In:	0
Number Screened Out:	0
Number Substantiated:	0
Number Unsubstantiated:	0
Number Active CPS Investigations:	0





**DHS, DFCS, Office of Provider Management**  
**Performance-Based Placement Measures**  
**RBWO Provider GA+SCORECARD - CCI**  
**Report Quarter: Q2 FY2019**

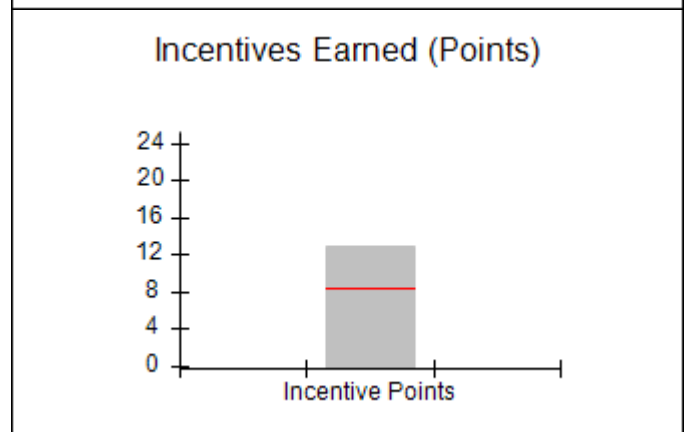
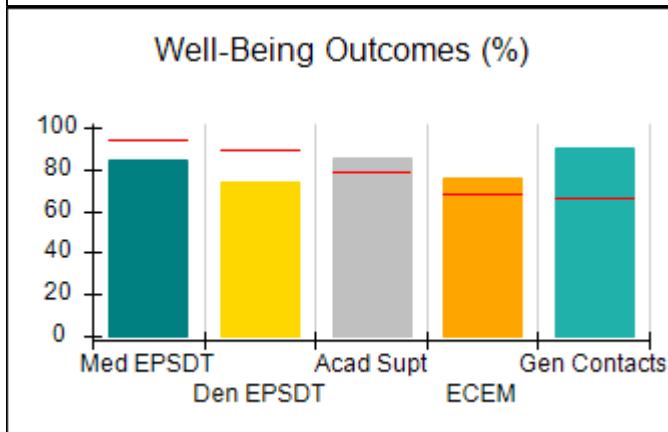
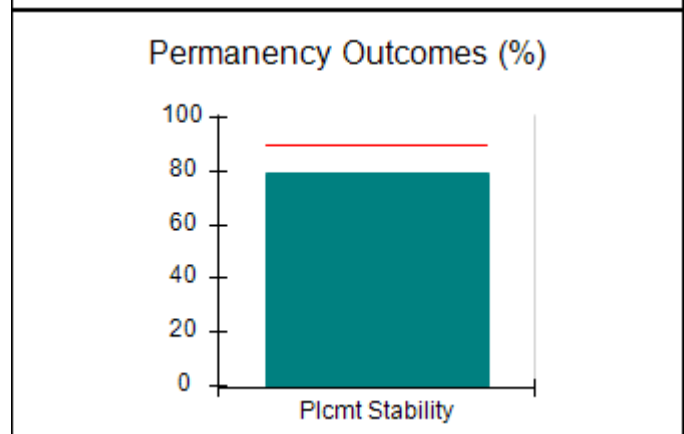
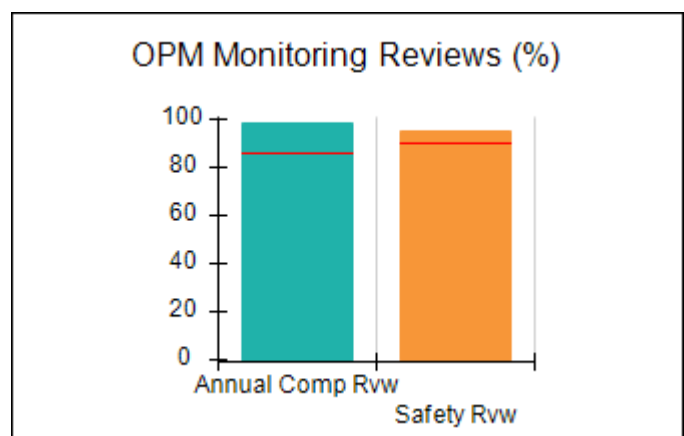
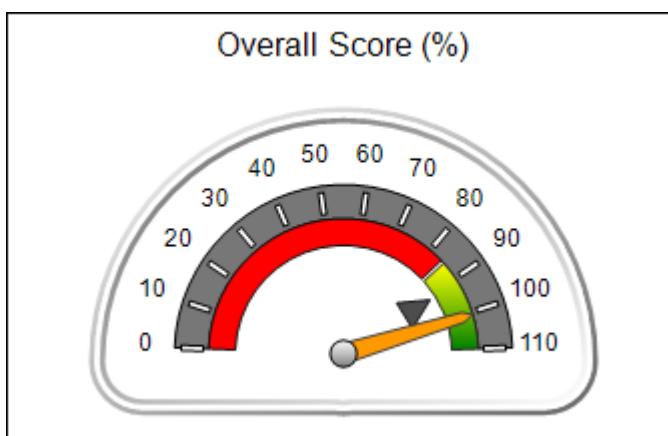


**Provider/Program Name: Rainbow House, Inc. - (810) - CCI**

879 Battle Creek Rd., Jonesboro, GA 30236	Quarterly Scores (Grades)		Current Quarter Score (Grade)
Phone: 770-478-6905	Q1: 98.44 (A+)	Q2: 100.71 (A+)	<b>100.71% (A+)</b>
Vendor ID# 35567	Q3: N/A	Q4: N/A	
Program Census Information:	# Children in Care During Quarter: 33	# Placements During Quarter: 33	# Children in Care On Last Day: 17

**Quarterly Provider Comparisons to All CCIs**

▼ — indicates average for all CCIs





DHS, DFCS, Office of Provider Management  
**Performance-Based Placement Measures**  
**RBWO Provider GA+SCORECARD - CCI**  
 Report Quarter: Q2 FY2019



<b>Provider/Program Name: Rainbow House, Inc. - (810) - CCI</b>				
<b>879 Battle Creek Rd., Jonesboro, GA 30236</b>		<b>Quarterly Scores (Grades)</b>		<b>Current Quarter Score (Grade)</b>
<b>Phone: 770-478-6905</b>		<b>Q1: 98.44 (A+)</b>	<b>Q2: 100.71 (A+)</b>	<b>100.71% (A+)</b>
<b>Vendor ID# 35567</b>		<b>Q3: N/A</b>	<b>Q4: N/A</b>	
Program Census Information:		# Children in Care During Quarter: 33	# Placements During Quarter: 33	# Children in Care On Last Day: 17
	<b>Avg Performance All CCIs (%)</b>	<b>Provider Performance (%)*</b>	<b>Possible Points (Weight)</b>	<b>Provider Points Earned</b>
<b>OPM Monitoring Reviews</b>				
Annual Comprehensive Reviews	86%	99%	25	24.72
Safety Reviews	91%	95%	15	14.25
<b>Monitoring Sub-Total</b>			<b>40</b>	<b>38.97</b>
<b>CCI Safety Outcomes</b>				
Incidence of Maltreatment	0.17%	No Substantiated Reports	10	10.00
Staff Training/Foundations	95%	100%	5	5.00
Staff Safety Checks	90%	88%	5	4.40
<b>Safety Sub-Total</b>			<b>20</b>	<b>19.40</b>
<b>CCI Permanency Outcomes</b>				
Placement Stability	89%	79%	15	11.85
<b>Permanency Sub-Total</b>			<b>15</b>	<b>11.85</b>
<b>CCI Well-Being Outcomes</b>				
EPSDT Medical Visits	94%	84%	4	3.36
EPSDT Dental Visits	89%	74%	4	2.96
Academic Supports	78%	85%	3	2.55
Provider ECEM Visits	68%	76%	7	5.32
Provider General Contacts	67%	90%	7	6.30
Placements with Siblings	37%	Not Eligible	Not Scored	Not Scored
Placements within Legal County	15%	27%	Not Scored	Not Scored
<b>Well-Being Sub-Total</b>			<b>25</b>	<b>20.49</b>
*Performance calculation descriptions can be found in the FY 2019 RBWO PBP Measurements and Standards Guide.				

<b>Monitoring &amp; Outcomes: Possible Points = 100</b>		<b>Points Earned = 90.71</b>	
<b>Score Before Incentives Credit</b>			<b>90.71%</b>
<b>Incentives Awarded</b>			<b>10.00 pts</b>
<b>PBP Verification</b>			<b>N/A pts</b>
<b>Total Score</b>			<b>100.71%</b>



**DHS, DFCS, Office of Provider Management**  
**Performance-Based Placement Measures**  
**RBWO Provider GA+SCORECARD - CCI**  
**Report Quarter: Q2 FY2019**



**Provider/Program Name: Rainbow House, Inc. - (810) - CCI**

Program Census Information:		# Children in Care During Quarter: 33	# Placements During Quarter: 33	# Children in Care On Last Day: 17
CCI Incentive Credits	Avg Performance All CCIs (Points)	Provider Performance (%)*	Possible Points (Weight)	Provider Points Earned
Early EPSDT Medical Visits		81%	2	1.62
Early EPSDT Dental Visits		55%	2	1.10
Permanency Contacts		0%	5	0.00
Additional Academic Supports		33%	2	0.66
HS Grad/GED/Prof or Trade Certificate/College		N/A	10/5/5/1	5.00
EYSS Agreement		Not Eligible	5	
Community Connections		0%	4	0.00
Active Agency Accreditation		0%	4	0.00
Staff Clinical Licensure		10%	5	0.50
Behavior Management (threshold = 0)		100%	4	4.00
<b>Incentives Total</b>	<b>8.28</b>			<b>12.88</b>
Maximum total combined incentive credit allowed is 10 points.			<b>Incentives Awarded</b>	<b>10.00</b>

\*Performance calculation descriptions can be found in the FY 2019 RBWO PBP Measurements and Standards Guide.

**Child Protective Services Investigations and Dispositions**

The following investigations data, which is not used for scoring but is considered significant to a provider's performance, is from Georgia SHINES and is not considered final or complete until the end of the fiscal year.

Total Reports:	0
Number Screened In:	0
Number Screened Out:	0
Number Substantiated:	0
Number Unsubstantiated:	0
Number Active CPS Investigations:	0



**DHS, DFCS, Office of Provider Management**  
**Performance-Based Placement Measures**  
**RBWO Provider GA+SCORECARD - CCI**  
**Report Quarter: Q2 FY2019**



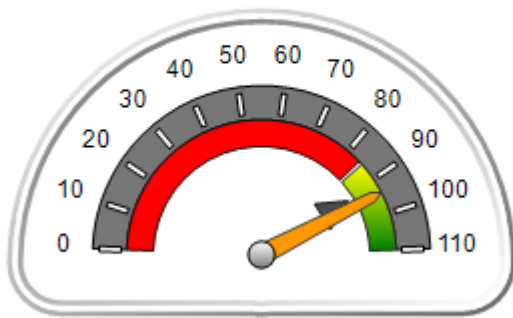
**Provider/Program Name: Raintree Village - Lowndes County (811) - CCI**

3757 Johnston Rd., Valdosta, GA 31601	Quarterly Scores (Grades)		Current Quarter Score (Grade)
Phone: 229-559-5944	Q1: 94.97 (A)	Q2: 94.17 (A)	<b>94.17%</b> <b>(A)</b>
Vendor ID# 35568	Q3: N/A	Q4: N/A	
Program Census Information:	# Children in Care During Quarter: 11	# Placements During Quarter: 11	# Children in Care On Last Day: 10

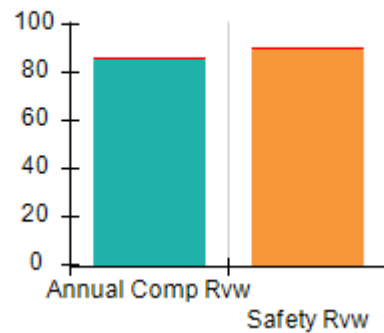
**Quarterly Provider Comparisons to All CCIs**

▼ — indicates average for all CCIs

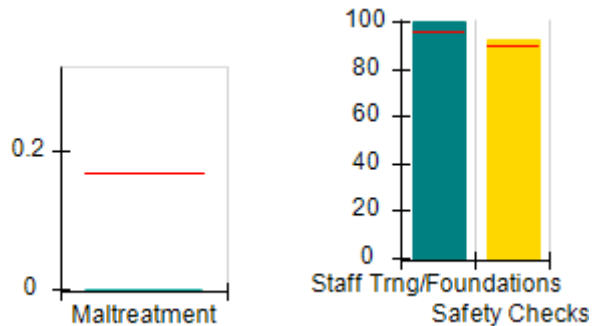
Overall Score (%)



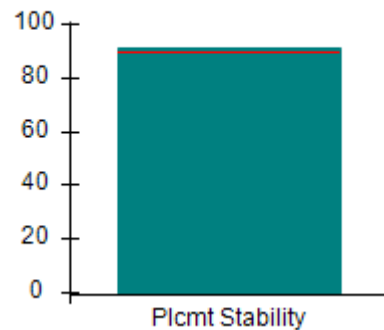
OPM Monitoring Reviews (%)



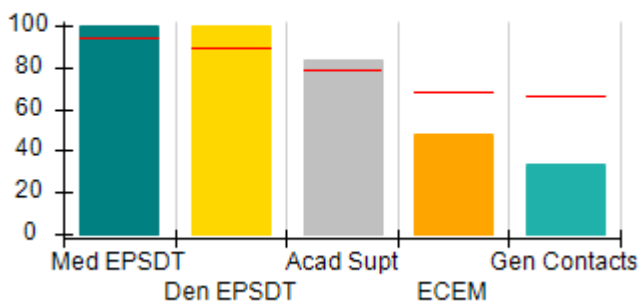
Safety Outcomes (%)



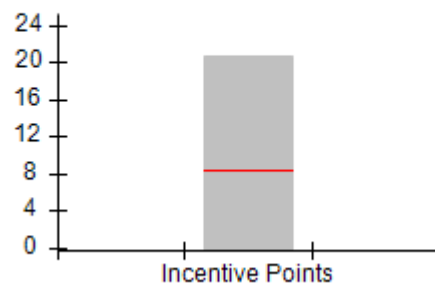
Permanency Outcomes (%)



Well-Being Outcomes (%)



Incentives Earned (Points)





DHS, DFCS, Office of Provider Management  
**Performance-Based Placement Measures**  
**RBWO Provider GA+SCORECARD - CCI**  
 Report Quarter: Q2 FY2019



Provider/Program Name: Raintree Village - Lowndes County (811) - CCI				
3757 Johnston Rd., Valdosta, GA 31601		Quarterly Scores (Grades)		Current Quarter Score (Grade)
Phone: 229-559-5944		Q1: 94.97 (A)	Q2: 94.17 (A)	<b>94.17%</b> <b>(A)</b>
Vendor ID# 35568		Q3: N/A	Q4: N/A	
Program Census Information:		# Children in Care During Quarter: 11	# Placements During Quarter: 11	# Children in Care On Last Day: 10
	Avg Performance All CCIs (%)	Provider Performance (%)*	Possible Points (Weight)	Provider Points Earned
<b>OPM Monitoring Reviews</b>				
Annual Comprehensive Reviews	86%	85%	25	21.31
Safety Reviews	91%	89%	15	13.39
<b>Monitoring Sub-Total</b>			<b>40</b>	<b>34.69</b>
<b>CCI Safety Outcomes</b>				
Incidence of Maltreatment	0.17%	No Substantiated Reports	10	10.00
Staff Training/Foundations	95%	100%	5	5.00
Staff Safety Checks	90%	92%	5	4.60
<b>Safety Sub-Total</b>			<b>20</b>	<b>19.60</b>
<b>CCI Permanency Outcomes</b>				
Placement Stability	89%	91%	15	13.65
<b>Permanency Sub-Total</b>			<b>15</b>	<b>13.65</b>
<b>CCI Well-Being Outcomes</b>				
EPSDT Medical Visits	94%	100%	4	4.00
EPSDT Dental Visits	89%	100%	4	4.00
Academic Supports	78%	83%	3	2.49
Provider ECEM Visits	68%	48%	7	3.36
Provider General Contacts	67%	34%	7	2.38
Placements with Siblings	37%	0%	Not Scored	Not Scored
Placements within Legal County	15%	0%	Not Scored	Not Scored
<b>Well-Being Sub-Total</b>			<b>25</b>	<b>16.23</b>
*Performance calculation descriptions can be found in the FY 2019 RBWO PBP Measurements and Standards Guide.				

<b>Monitoring &amp; Outcomes: Possible Points = 100</b>		<b>Points Earned = 84.17</b>	
<b>Score Before Incentives Credit</b>			<b>84.17%</b>
<b>Incentives Awarded</b>			<b>10.00 pts</b>
<b>PBP Verification</b>			<b>N/A pts</b>
<b>Total Score</b>			<b>94.17%</b>



**DHS, DFCS, Office of Provider Management**  
**Performance-Based Placement Measures**  
**RBWO Provider GA+SCORECARD - CCI**  
**Report Quarter: Q2 FY2019**



**Provider/Program Name: Raintree Village - Lowndes County (811) - CCI**

Program Census Information:		# Children in Care During Quarter: 11	# Placements During Quarter: 11	# Children in Care On Last Day: 10
CCI Incentive Credits	Avg Performance All CCIs (Points)	Provider Performance (%)*	Possible Points (Weight)	Provider Points Earned
Early EPSDT Medical Visits		100%	2	2.00
Early EPSDT Dental Visits		100%	2	2.00
Permanency Contacts		None Planned	5	
Additional Academic Supports		38%	2	0.76
HS Grad/GED/Prof or Trade Certificate/College		N/A	10/5/5/1	10.00
EYSS Agreement		0%	5	0.00
Community Connections		0%	4	0.00
Active Agency Accreditation		50%	4	2.00
Staff Clinical Licensure		0%	5	0.00
Behavior Management (threshold = 0)		100%	4	4.00
<b>Incentives Total</b>	<b>8.28</b>			<b>20.76</b>
Maximum total combined incentive credit allowed is 10 points.			<b>Incentives Awarded</b>	<b>10.00</b>

\*Performance calculation descriptions can be found in the FY 2019 RBWO PBP Measurements and Standards Guide.

**Child Protective Services Investigations and Dispositions**

The following investigations data, which is not used for scoring but is considered significant to a provider's performance, is from Georgia SHINES and is not considered final or complete until the end of the fiscal year.

Total Reports:	0
Number Screened In:	0
Number Screened Out:	0
Number Substantiated:	0
Number Unsubstantiated:	0
Number Active CPS Investigations:	0



**DHS, DFCS, Office of Provider Management**  
**Performance-Based Placement Measures**  
**RBWO Provider GA+SCORECARD - CCI**  
**Report Quarter: Q2 FY2019**



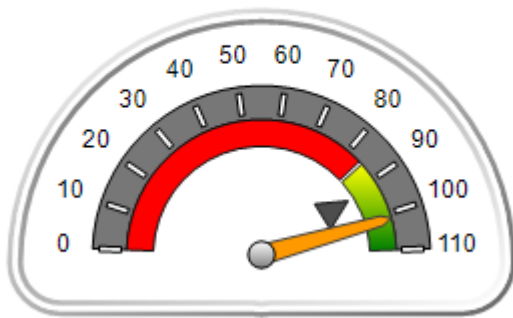
**Provider/Program Name: Reaching Back, LLC - (5326) - CCI**

1209 9th St., Columbus, GA 31907	Quarterly Scores (Grades)		Current Quarter Score (Grade)
Phone: 762-524-7562	Q1: 99.59 (A+)	Q2: 101.47 (A+)	<b>101.47%</b> <b>(A+)</b>
Vendor ID# 136876	Q3: N/A	Q4: N/A	
Program Census Information:	# Children in Care During Quarter: 11	# Placements During Quarter: 11	# Children in Care On Last Day: 5

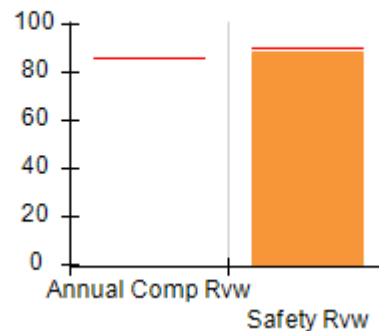
**Quarterly Provider Comparisons to All CCIs**

▼ — indicates average for all CCIs

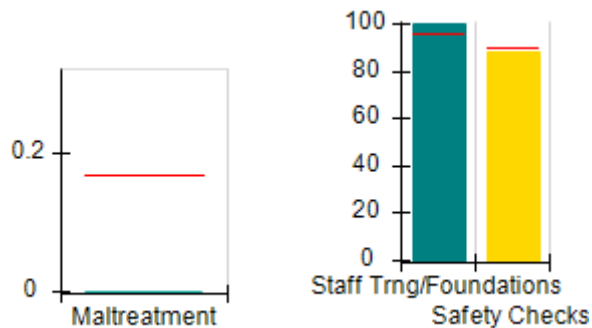
Overall Score (%)



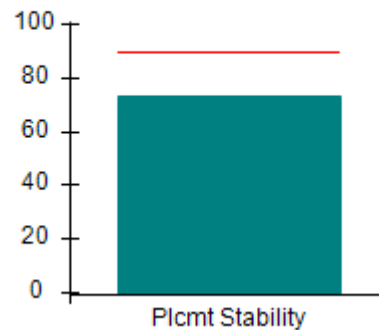
OPM Monitoring Reviews (%)



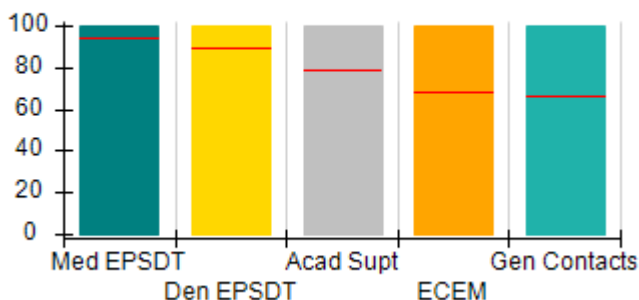
Safety Outcomes (%)



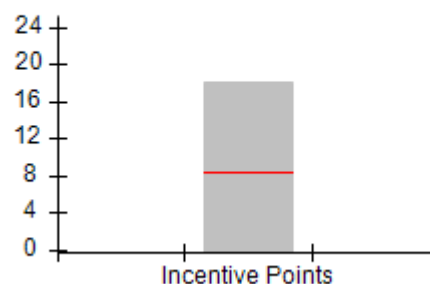
Permanency Outcomes (%)



Well-Being Outcomes (%)



Incentives Earned (Points)





DHS, DFCS, Office of Provider Management  
**Performance-Based Placement Measures**  
**RBWO Provider GA+SCORECARD - CCI**  
 Report Quarter: Q2 FY2019



<b>Provider/Program Name: Reaching Back, LLC - (5326) - CCI</b>				
1209 9th St., Columbus, GA 31907		Quarterly Scores (Grades)		Current Quarter Score (Grade)
Phone: 762-524-7562		Q1: 99.59 (A+)	Q2: 101.47 (A+)	<b>101.47%</b> <b>(A+)</b>
Vendor ID# 136876		Q3: N/A	Q4: N/A	
Program Census Information:		# Children in Care During Quarter: 11	# Placements During Quarter: 11	# Children in Care On Last Day: 5
	Avg Performance All CCIs (%)	Provider Performance (%)*	Possible Points (Weight)	Provider Points Earned
<b>OPM Monitoring Reviews</b>				
Annual Comprehensive Reviews	86%	Not Yet Conducted		
Safety Reviews	91%	88%	15	13.25
<b>Monitoring Sub-Total</b>			<b>15</b>	<b>13.25</b>
<b>CCI Safety Outcomes</b>				
Incidence of Maltreatment	0.17%	No Substantiated Reports	10	10.00
Staff Training/Foundations	95%	100%	5	5.00
Staff Safety Checks	90%	88%	5	4.40
<b>Safety Sub-Total</b>			<b>20</b>	<b>19.40</b>
<b>CCI Permanency Outcomes</b>				
Placement Stability	89%	73%	15	10.95
<b>Permanency Sub-Total</b>			<b>15</b>	<b>10.95</b>
<b>CCI Well-Being Outcomes</b>				
EPSDT Medical Visits	94%	100%	4	4.00
EPSDT Dental Visits	89%	100%	4	4.00
Academic Supports	78%	100%	3	3.00
Provider ECEM Visits	68%	100%	7	7.00
Provider General Contacts	67%	100%	7	7.00
Placements with Siblings	37%	Not Eligible	Not Scored	Not Scored
Placements within Legal County	15%	0%	Not Scored	Not Scored
<b>Well-Being Sub-Total</b>			<b>25</b>	<b>25.00</b>
*Performance calculation descriptions can be found in the FY 2019 RBWO PBP Measurements and Standards Guide.				

<b>Monitoring &amp; Outcomes: Possible Points = 75</b>		<b>Points Earned = 68.60</b>	
<b>Score Before Incentives Credit</b>			<b>91.47%</b>
<b>Incentives Awarded</b>			<b>10.00 pts</b>
<b>PBP Verification</b>			<b>N/A pts</b>
<b>Total Score</b>			<b>101.47%</b>





**DHS, DFCS, Office of Provider Management**  
**Performance-Based Placement Measures**  
**RBWO Provider GA+SCORECARD - CCI**  
**Report Quarter: Q2 FY2019**



**Provider/Program Name: Reaching Back, LLC - (5326) - CCI**

Program Census Information:		# Children in Care During Quarter: 11	# Placements During Quarter: 11	# Children in Care On Last Day: 5
CCI Incentive Credits	Avg Performance All CCIs (Points)	Provider Performance (%)*	Possible Points (Weight)	Provider Points Earned
Early EPSDT Medical Visits		100%	2	2.00
Early EPSDT Dental Visits		100%	2	2.00
Permanency Contacts		80%	5	4.00
Additional Academic Supports		100%	2	2.00
HS Grad/GED/Prof or Trade Certificate/College		N/A	10/5/5/1	
EYSS Agreement		Not Eligible	5	
Community Connections		100%	4	4.00
Active Agency Accreditation		0%	4	0.00
Staff Clinical Licensure		0%	5	0.00
Behavior Management (threshold = 0)		100%	4	4.00
<b>Incentives Total</b>	<b>8.28</b>			<b>18.00</b>
Maximum total combined incentive credit allowed is 10 points.			<b>Incentives Awarded</b>	<b>10.00</b>

\*Performance calculation descriptions can be found in the FY 2019 RBWO PBP Measurements and Standards Guide.

**Child Protective Services Investigations and Dispositions**

The following investigations data, which is not used for scoring but is considered significant to a provider's performance, is from Georgia SHINES and is not considered final or complete until the end of the fiscal year.

Total Reports:	0
Number Screened In:	0
Number Screened Out:	0
Number Substantiated:	0
Number Unsubstantiated:	0
Number Active CPS Investigations:	0

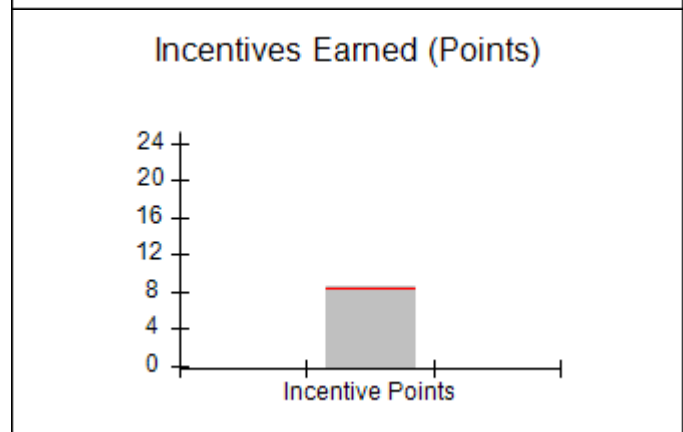
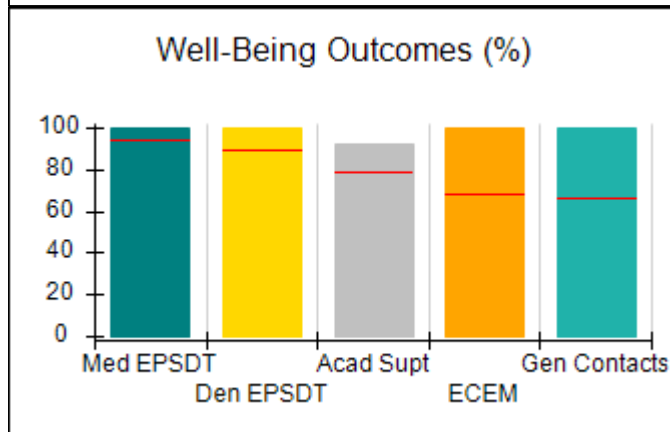
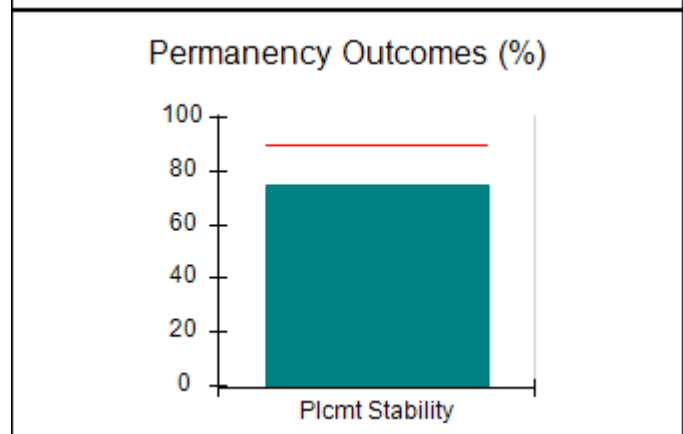
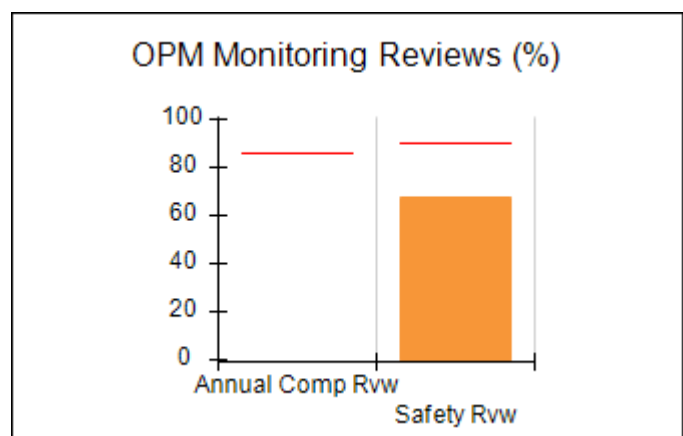
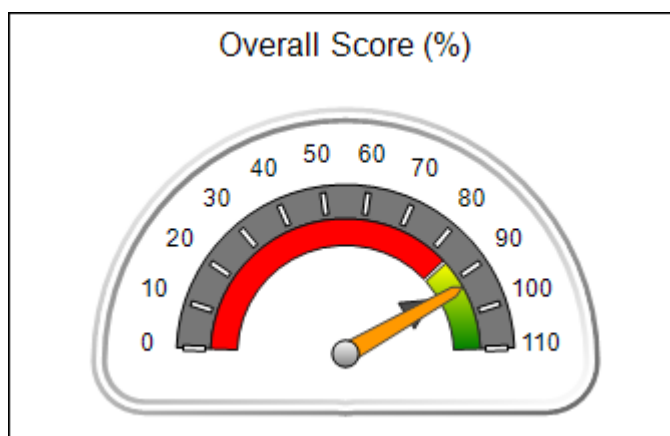


**DHS, DFCS, Office of Provider Management**  
**Performance-Based Placement Measures**  
**RBWO Provider GA+SCORECARD - CCI**  
**Report Quarter: Q2 FY2019**



<b>Provider/Program Name: Rock of Ages Youth Home, LLC - (5341) - CCI</b>			
<b>145 Brooks Street, Sparta, GA 31087</b>	<b>Quarterly Scores (Grades)</b>		<b>Current Quarter Score (Grade)</b>
<b>Phone: 404-387-7043</b>	<b>Q1: 100.27 (A+)</b>	<b>Q2: 92.71 (A-)</b>	<b>92.71% (A-)</b>
<b>Vendor ID# 157623</b>	<b>Q3: N/A</b>	<b>Q4: N/A</b>	
<b>Program Census Information:</b>	<b># Children in Care During Quarter: 8</b>	<b># Placements During Quarter: 8</b>	<b># Children in Care On Last Day: 4</b>
<b>Quarterly Provider Comparisons to All CCIs</b>			

▼ — indicates average for all CCIs





DHS, DFCS, Office of Provider Management  
**Performance-Based Placement Measures**  
**RBWO Provider GA+SCORECARD - CCI**  
 Report Quarter: Q2 FY2019



<b>Provider/Program Name: Rock of Ages Youth Home, LLC - (5341) - CCI</b>				
<b>145 Brooks Street, Sparta, GA 31087</b>		<b>Quarterly Scores (Grades)</b>		<b>Current Quarter Score (Grade)</b>
<b>Phone: 404-387-7043</b>		<b>Q1: 100.27 (A+)</b>	<b>Q2: 92.71 (A-)</b>	<b>92.71% (A-)</b>
<b>Vendor ID# 157623</b>		<b>Q3: N/A</b>	<b>Q4: N/A</b>	
Program Census Information:		# Children in Care During Quarter: 8	# Placements During Quarter: 8	# Children in Care On Last Day: 4
	<b>Avg Performance All CCIs (%)</b>	<b>Provider Performance (%)*</b>	<b>Possible Points (Weight)</b>	<b>Provider Points Earned</b>
<b>OPM Monitoring Reviews</b>				
Annual Comprehensive Reviews	86%	Not Yet Conducted		
Safety Reviews	91%	68%	15	10.13
<b>Monitoring Sub-Total</b>			<b>15</b>	<b>10.13</b>
<b>CCI Safety Outcomes</b>				
Incidence of Maltreatment	0.17%	No Substantiated Reports	10	10.00
Staff Training/Foundations	95%	100%	5	5.00
Staff Safety Checks	90%	38%	5	1.90
<b>Safety Sub-Total</b>			<b>20</b>	<b>16.90</b>
<b>CCI Permanency Outcomes</b>				
Placement Stability	89%	75%	15	11.25
<b>Permanency Sub-Total</b>			<b>15</b>	<b>11.25</b>
<b>CCI Well-Being Outcomes</b>				
EPSDT Medical Visits	94%	100%	4	4.00
EPSDT Dental Visits	89%	100%	4	4.00
Academic Supports	78%	92%	3	2.76
Provider ECEM Visits	68%	100%	7	7.00
Provider General Contacts	67%	100%	7	7.00
Placements with Siblings	37%	0%	Not Scored	Not Scored
Placements within Legal County	15%	0%	Not Scored	Not Scored
<b>Well-Being Sub-Total</b>			<b>25</b>	<b>24.76</b>
*Performance calculation descriptions can be found in the FY 2019 RBWO PBP Measurements and Standards Guide.				

<b>Monitoring &amp; Outcomes: Possible Points = 75</b>		<b>Points Earned = 63.04</b>	
<b>Score Before Incentives Credit</b>			<b>84.05%</b>
<b>Incentives Awarded</b>			<b>8.66 pts</b>
<b>PBP Verification</b>			<b>N/A pts</b>
<b>Total Score</b>			<b>92.71%</b>



**DHS, DFCS, Office of Provider Management**  
**Performance-Based Placement Measures**  
**RBWO Provider GA+SCORECARD - CCI**  
**Report Quarter: Q2 FY2019**



**Provider/Program Name: Rock of Ages Youth Home, LLC - (5341) - CCI**

Program Census Information:		# Children in Care During Quarter: 8	# Placements During Quarter: 8	# Children in Care On Last Day: 4
CCI Incentive Credits	Avg Performance All CCIs (Points)	Provider Performance (%)*	Possible Points (Weight)	Provider Points Earned
Early EPSDT Medical Visits		100%	2	2.00
Early EPSDT Dental Visits		100%	2	2.00
Permanency Contacts		None Planned	5	
Additional Academic Supports		33%	2	0.66
HS Grad/GED/Prof or Trade Certificate/College		N/A	10/5/5/1	
EYSS Agreement		Not Eligible	5	
Community Connections		0%	4	0.00
Active Agency Accreditation		0%	4	0.00
Staff Clinical Licensure		0%	5	0.00
Behavior Management (threshold = 0)		100%	4	4.00
<b>Incentives Total</b>	<b>8.28</b>			<b>8.66</b>
Maximum total combined incentive credit allowed is 10 points.			<b>Incentives Awarded</b>	<b>8.66</b>

\*Performance calculation descriptions can be found in the FY 2019 RBWO PBP Measurements and Standards Guide.

**Child Protective Services Investigations and Dispositions**

The following investigations data, which is not used for scoring but is considered significant to a provider's performance, is from Georgia SHINES and is not considered final or complete until the end of the fiscal year.

Total Reports:	1
Number Screened In:	0
Number Screened Out:	1
Number Substantiated:	0
Number Unsubstantiated:	0
Number Active CPS Investigations:	0



**DHS, DFCS, Office of Provider Management**  
**Performance-Based Placement Measures**  
**RBWO Provider GA+SCORECARD - CCI**  
**Report Quarter: Q2 FY2019**

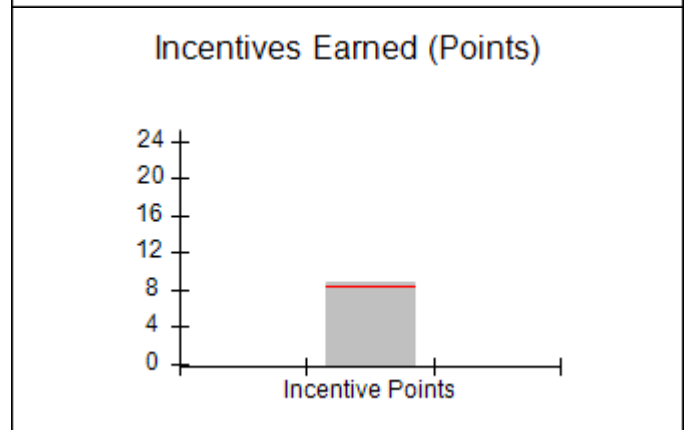
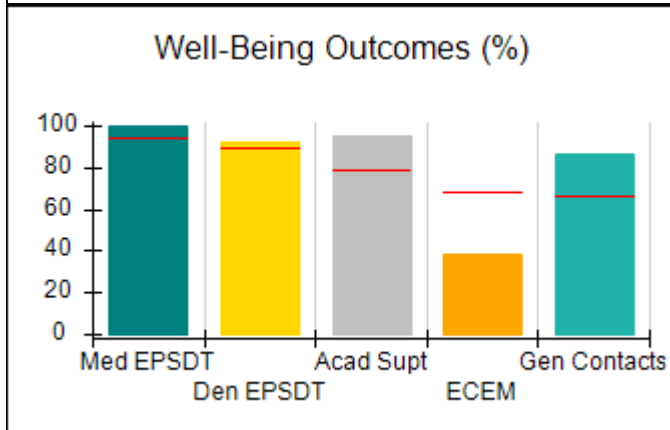
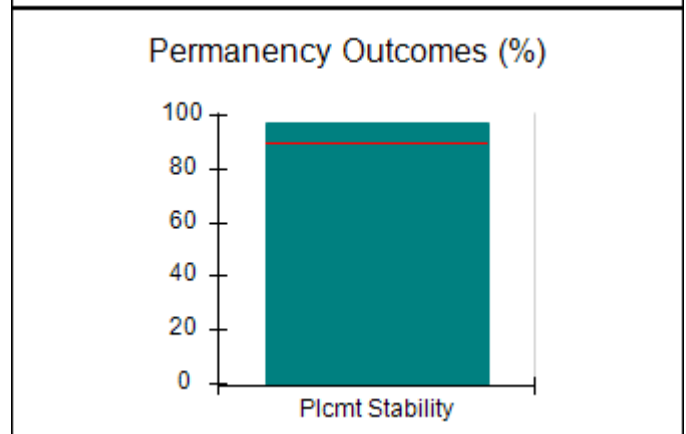
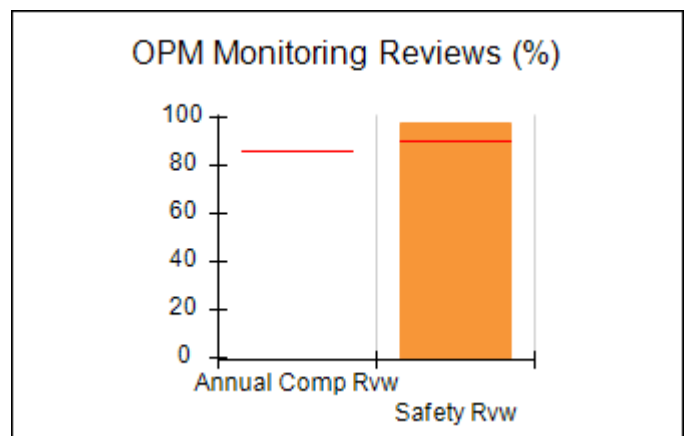
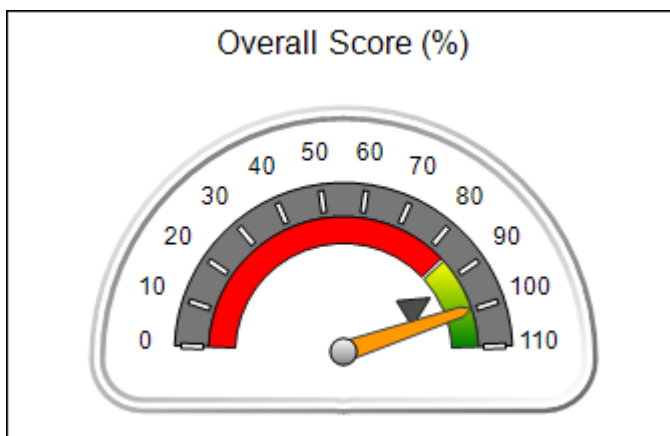


**Provider/Program Name: Safe Harbor Children's Center, Inc. - Norwich Street (5298) - CCI**

1526 Norwich Street , Brunswick, GA 31520-6912	Quarterly Scores (Grades)		Current Quarter Score (Grade)
Phone: 912-289-9940	Q1: 104.80 (A+)	Q2: 99.65 (A+)	<b>99.65%</b> <b>(A+)</b>
Vendor ID# 153821	Q3: N/A	Q4: N/A	
Program Census Information:	# Children in Care During Quarter: 29	# Placements During Quarter: 29	# Children in Care On Last Day: 22

**Quarterly Provider Comparisons to All CCIs**

▼ — indicates average for all CCIs





DHS, DFCS, Office of Provider Management  
**Performance-Based Placement Measures**  
**RBWO Provider GA+SCORECARD - CCI**  
 Report Quarter: Q2 FY2019



<b>Provider/Program Name: Safe Harbor Children's Center, Inc. - Norwich Street (5298) - CCI</b>				
1526 Norwich Street , Brunswick, GA 31520-6912		Quarterly Scores (Grades)		Current Quarter Score (Grade)
Phone: 912-289-9940		Q1: 104.80 (A+)	Q2: 99.65 (A+)	<b>99.65%</b> <b>(A+)</b>
Vendor ID# 153821		Q3: N/A	Q4: N/A	
Program Census Information:		# Children in Care During Quarter: 29	# Placements During Quarter: 29	# Children in Care On Last Day: 22
	Avg Performance All CCIs (%)	Provider Performance (%)*	Possible Points (Weight)	Provider Points Earned
<b>OPM Monitoring Reviews</b>				
Annual Comprehensive Reviews	86%	Not Yet Conducted		
Safety Reviews	91%	98%	15	14.70
<b>Monitoring Sub-Total</b>			<b>15</b>	<b>14.70</b>
<b>CCI Safety Outcomes</b>				
Incidence of Maltreatment	0.17%	No Substantiated Reports	10	10.00
Staff Training/Foundations	95%	100%	5	5.00
Staff Safety Checks	90%	93%	5	4.65
<b>Safety Sub-Total</b>			<b>20</b>	<b>19.65</b>
<b>CCI Permanency Outcomes</b>				
Placement Stability	89%	97%	15	14.55
<b>Permanency Sub-Total</b>			<b>15</b>	<b>14.55</b>
<b>CCI Well-Being Outcomes</b>				
EPSDT Medical Visits	94%	100%	4	4.00
EPSDT Dental Visits	89%	92%	4	3.68
Academic Supports	78%	95%	3	2.85
Provider ECEM Visits	68%	39%	7	2.73
Provider General Contacts	67%	86%	7	6.02
Placements with Siblings	37%	75%	Not Scored	Not Scored
Placements within Legal County	15%	40%	Not Scored	Not Scored
<b>Well-Being Sub-Total</b>			<b>25</b>	<b>19.28</b>
*Performance calculation descriptions can be found in the FY 2019 RBWO PBP Measurements and Standards Guide.				

<b>Monitoring &amp; Outcomes: Possible Points = 75</b>		<b>Points Earned = 68.18</b>	
<b>Score Before Incentives Credit</b>			<b>90.91%</b>
<b>Incentives Awarded</b>			<b>8.74 pts</b>
<b>PBP Verification</b>			<b>N/A pts</b>
<b>Total Score</b>			<b>99.65%</b>



**DHS, DFCS, Office of Provider Management**  
**Performance-Based Placement Measures**  
**RBWO Provider GA+SCORECARD - CCI**  
**Report Quarter: Q2 FY2019**



**Provider/Program Name: Safe Harbor Children's Center, Inc. - Norwich Street (5298) - CCI**

Program Census Information:		# Children in Care During Quarter: 29	# Placements During Quarter: 29	# Children in Care On Last Day: 22
CCI Incentive Credits	Avg Performance All CCIs (Points)	Provider Performance (%)*	Possible Points (Weight)	Provider Points Earned
Early EPSDT Medical Visits		100%	2	2.00
Early EPSDT Dental Visits		80%	2	1.60
Permanency Contacts		0%	5	0.00
Additional Academic Supports		57%	2	1.14
HS Grad/GED/Prof or Trade Certificate/College		N/A	10/5/5/1	
EYSS Agreement		0%	5	0.00
Community Connections		0%	4	0.00
Active Agency Accreditation		0%	4	0.00
Staff Clinical Licensure		0%	5	0.00
Behavior Management (threshold = 0)		100%	4	4.00
<b>Incentives Total</b>	<b>8.28</b>			<b>8.74</b>
Maximum total combined incentive credit allowed is 10 points.			<b>Incentives Awarded</b>	<b>8.74</b>

\*Performance calculation descriptions can be found in the FY 2019 RBWO PBP Measurements and Standards Guide.

**Child Protective Services Investigations and Dispositions**

The following investigations data, which is not used for scoring but is considered significant to a provider's performance, is from Georgia SHINES and is not considered final or complete until the end of the fiscal year.

Total Reports:	1
Number Screened In:	0
Number Screened Out:	1
Number Substantiated:	0
Number Unsubstantiated:	0
Number Active CPS Investigations:	0



**DHS, DFCS, Office of Provider Management**  
**Performance-Based Placement Measures**  
**RBWO Provider GA+SCORECARD - CCI**  
**Report Quarter: Q2 FY2019**



<b>Provider/Program Name: Safe Haven 4U, LLC - (5315) - CCI</b>			
<b>5702 Bobby Drive, Columbus, GA 31907</b>	<b>Quarterly Scores (Grades)</b>		<b>Current Quarter Score (Grade)</b>
<b>Phone: 762-821-1378</b>	<b>Q1: 85.94 (B)</b>	<b>Q2: 89.00 (B+)</b>	<b>89.00% (B+)</b>
<b>Vendor ID# 118253</b>	<b>Q3: N/A</b>	<b>Q4: N/A</b>	
<b>Program Census Information:</b>	<b># Children in Care During Quarter: 7</b>	<b># Placements During Quarter: 7</b>	<b># Children in Care On Last Day: 5</b>
<b>Quarterly Provider Comparisons to All CCIs</b>			

▼ — indicates average for all CCIs







DHS, DFCS, Office of Provider Management  
**Performance-Based Placement Measures**  
**RBWO Provider GA+SCORECARD - CCI**  
 Report Quarter: Q2 FY2019



<b>Provider/Program Name: Safe Haven 4U, LLC - (5315) - CCI</b>				
<b>5702 Bobby Drive, Columbus, GA 31907</b>		<b>Quarterly Scores (Grades)</b>		<b>Current Quarter Score (Grade)</b>
<b>Phone: 762-821-1378</b>		<b>Q1: 85.94 (B)</b>	<b>Q2: 89.00 (B+)</b>	<b>89.00% (B+)</b>
<b>Vendor ID# 118253</b>		<b>Q3: N/A</b>	<b>Q4: N/A</b>	
Program Census Information:		# Children in Care During Quarter: 7	# Placements During Quarter: 7	# Children in Care On Last Day: 5
	<b>Avg Performance All CCIs (%)</b>	<b>Provider Performance (%)*</b>	<b>Possible Points (Weight)</b>	<b>Provider Points Earned</b>
<b>OPM Monitoring Reviews</b>				
Annual Comprehensive Reviews	86%	66%	25	16.57
Safety Reviews	91%	91%	15	13.69
<b>Monitoring Sub-Total</b>			<b>40</b>	<b>30.26</b>
<b>CCI Safety Outcomes</b>				
Incidence of Maltreatment	0.17%	No Substantiated Reports	10	10.00
Staff Training/Foundations	95%	83%	5	4.15
Staff Safety Checks	90%	75%	5	3.75
<b>Safety Sub-Total</b>			<b>20</b>	<b>17.90</b>
<b>CCI Permanency Outcomes</b>				
Placement Stability	89%	100%	15	15.00
<b>Permanency Sub-Total</b>			<b>15</b>	<b>15.00</b>
<b>CCI Well-Being Outcomes</b>				
EPSDT Medical Visits	94%	100%	4	4.00
EPSDT Dental Visits	89%	80%	4	3.20
Academic Supports	78%	71%	3	2.13
Provider ECEM Visits	68%	64%	7	4.48
Provider General Contacts	67%	47%	7	3.29
Placements with Siblings	37%	100%	Not Scored	Not Scored
Placements within Legal County	15%	100%	Not Scored	Not Scored
<b>Well-Being Sub-Total</b>			<b>25</b>	<b>17.10</b>
*Performance calculation descriptions can be found in the FY 2019 RBWO PBP Measurements and Standards Guide.				

<b>Monitoring &amp; Outcomes: Possible Points = 100</b>		<b>Points Earned = 80.26</b>	
<b>Score Before Incentives Credit</b>			<b>80.26%</b>
<b>Incentives Awarded</b>			<b>8.74 pts</b>
<b>PBP Verification</b>			<b>N/A pts</b>
<b>Total Score</b>			<b>89.00%</b>



DHS, DFCS, Office of Provider Management  
**Performance-Based Placement Measures**  
**RBWO Provider GA+SCORECARD - CCI**  
Report Quarter: Q2 FY2019



**Provider/Program Name: Safe Haven 4U, LLC - (5315) - CCI**

Program Census Information:		# Children in Care During Quarter: 7	# Placements During Quarter: 7	# Children in Care On Last Day: 5
CCI Incentive Credits	Avg Performance All CCIs (Points)	Provider Performance (%)*	Possible Points (Weight)	Provider Points Earned
Early EPSDT Medical Visits		100%	2	2.00
Early EPSDT Dental Visits		75%	2	1.50
Permanency Contacts		0%	5	0.00
Additional Academic Supports		62%	2	1.24
HS Grad/GED/Prof or Trade Certificate/College		N/A	10/5/5/1	
EYSS Agreement		Not Eligible	5	
Community Connections		0%	4	0.00
Active Agency Accreditation		0%	4	0.00
Staff Clinical Licensure		0%	5	0.00
Behavior Management (threshold = 0)		100%	4	4.00
<b>Incentives Total</b>	<b>8.28</b>			<b>8.74</b>
Maximum total combined incentive credit allowed is 10 points.			<b>Incentives Awarded</b>	<b>8.74</b>

\*Performance calculation descriptions can be found in the FY 2019 RBWO PBP Measurements and Standards Guide.

**Child Protective Services Investigations and Dispositions**

The following investigations data, which is not used for scoring but is considered significant to a provider's performance, is from Georgia SHINES and is not considered final or complete until the end of the fiscal year.

Total Reports:	0
Number Screened In:	0
Number Screened Out:	0
Number Substantiated:	0
Number Unsubstantiated:	0
Number Active CPS Investigations:	0

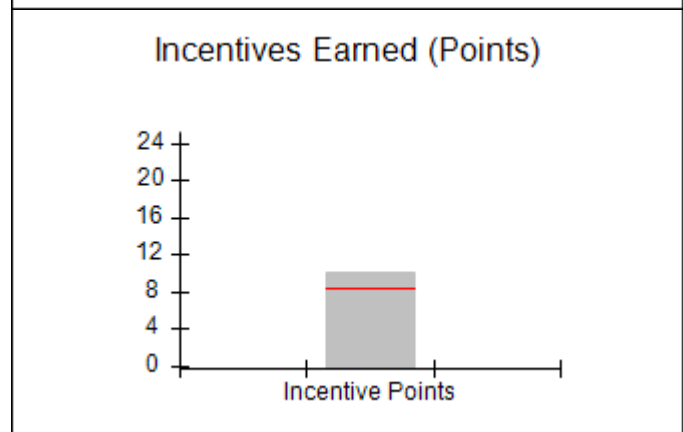
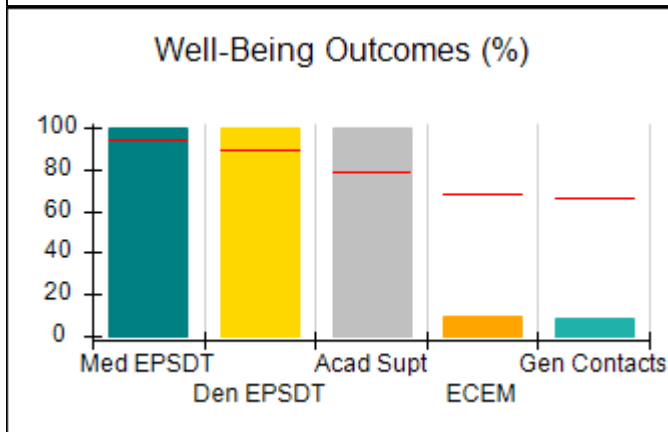
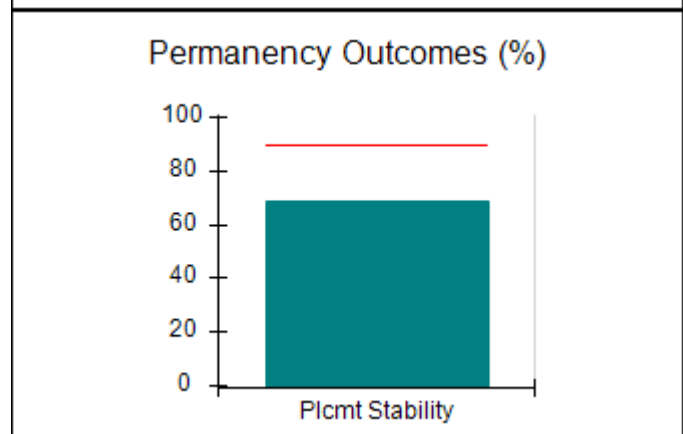
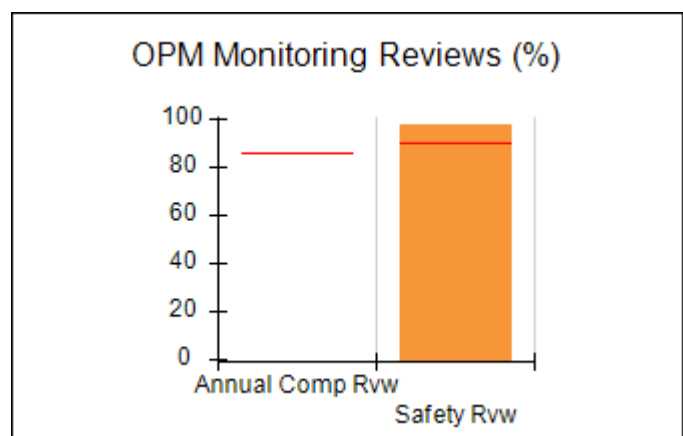
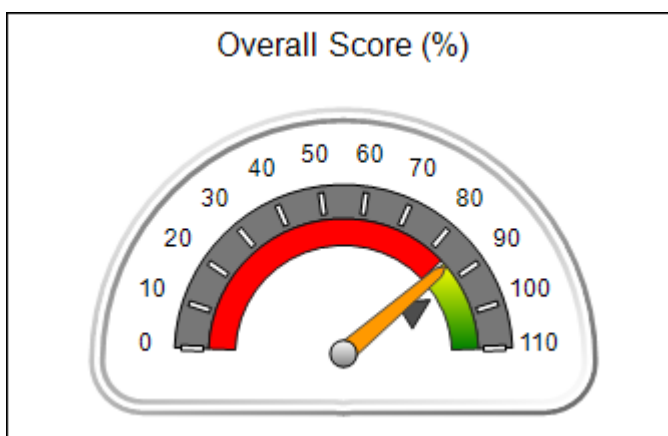


**DHS, DFCS, Office of Provider Management**  
**Performance-Based Placement Measures**  
**RBWO Provider GA+SCORECARD - CCI**  
**Report Quarter: Q2 FY2019**



<b>Provider/Program Name: Safe Haven Christian Outreach - (5340) - CCI</b>			
244 Lake Joy Rd, Perry, GA 31069	Quarterly Scores (Grades)		Current Quarter Score (Grade)
Phone: 478-224-0236	Q1: 84.54 (B)	Q2: 85.94 (B)	<b>85.94%</b> <b>(B)</b>
Vendor ID# 157967	Q3: N/A	Q4: N/A	
Program Census Information:	# Children in Care During Quarter: 13	# Placements During Quarter: 13	# Children in Care On Last Day: 6
<b>Quarterly Provider Comparisons to All CCIs</b>			

▼ — indicates average for all CCIs





DHS, DFCS, Office of Provider Management  
**Performance-Based Placement Measures**  
**RBWO Provider GA+SCORECARD - CCI**  
 Report Quarter: Q2 FY2019



<b>Provider/Program Name: Safe Haven Christian Outreach - (5340) - CCI</b>				
244 Lake Joy Rd, Perry, GA 31069		Quarterly Scores (Grades)		Current Quarter Score (Grade)
Phone: 478-224-0236		Q1: 84.54 (B)	Q2: 85.94 (B)	<b>85.94%</b> <b>(B)</b>
Vendor ID# 157967		Q3: N/A	Q4: N/A	
Program Census Information:		# Children in Care During Quarter: 13	# Placements During Quarter: 13	# Children in Care On Last Day: 6
	Avg Performance All CCIs (%)	Provider Performance (%)*	Possible Points (Weight)	Provider Points Earned
<b>OPM Monitoring Reviews</b>				
Annual Comprehensive Reviews	86%	Not Yet Conducted		
Safety Reviews	91%	98%	15	14.63
<b>Monitoring Sub-Total</b>			<b>15</b>	<b>14.63</b>
<b>CCI Safety Outcomes</b>				
Incidence of Maltreatment	0.17%	No Substantiated Reports	10	10.00
Staff Training/Foundations	95%	93%	5	4.65
Staff Safety Checks	90%	100%	5	5.00
<b>Safety Sub-Total</b>			<b>20</b>	<b>19.65</b>
<b>CCI Permanency Outcomes</b>				
Placement Stability	89%	69%	15	10.35
<b>Permanency Sub-Total</b>			<b>15</b>	<b>10.35</b>
<b>CCI Well-Being Outcomes</b>				
EPSDT Medical Visits	94%	100%	4	4.00
EPSDT Dental Visits	89%	100%	4	4.00
Academic Supports	78%	100%	3	3.00
Provider ECEM Visits	68%	10%	7	0.70
Provider General Contacts	67%	9%	7	0.63
Placements with Siblings	37%	Not Eligible	Not Scored	Not Scored
Placements within Legal County	15%	0%	Not Scored	Not Scored
<b>Well-Being Sub-Total</b>			<b>25</b>	<b>12.33</b>
*Performance calculation descriptions can be found in the FY 2019 RBWO PBP Measurements and Standards Guide.				

<b>Monitoring &amp; Outcomes: Possible Points = 75</b>		<b>Points Earned = 56.96</b>	
<b>Score Before Incentives Credit</b>			<b>75.94%</b>
<b>Incentives Awarded</b>			<b>10.00 pts</b>
<b>PBP Verification</b>			<b>N/A pts</b>
<b>Total Score</b>			<b>85.94%</b>



**DHS, DFCS, Office of Provider Management**  
**Performance-Based Placement Measures**  
**RBWO Provider GA+SCORECARD - CCI**  
**Report Quarter: Q2 FY2019**



**Provider/Program Name: Safe Haven Christian Outreach - (5340) - CCI**

Program Census Information:		# Children in Care During Quarter: 13	# Placements During Quarter: 13	# Children in Care On Last Day: 6
CCI Incentive Credits	Avg Performance All CCIs (Points)	Provider Performance (%)*	Possible Points (Weight)	Provider Points Earned
Early EPSDT Medical Visits		100%	2	2.00
Early EPSDT Dental Visits		100%	2	2.00
Permanency Contacts		0%	5	0.00
Additional Academic Supports		100%	2	2.00
HS Grad/GED/Prof or Trade Certificate/College		N/A	10/5/5/1	
EYSS Agreement		Not Eligible	5	
Community Connections		0%	4	0.00
Active Agency Accreditation		0%	4	0.00
Staff Clinical Licensure		0%	5	0.00
Behavior Management (threshold = 0)		100%	4	4.00
<b>Incentives Total</b>	<b>8.28</b>			<b>10.00</b>
Maximum total combined incentive credit allowed is 10 points.			<b>Incentives Awarded</b>	<b>10.00</b>

\*Performance calculation descriptions can be found in the FY 2019 RBWO PBP Measurements and Standards Guide.

**Child Protective Services Investigations and Dispositions**

The following investigations data, which is not used for scoring but is considered significant to a provider's performance, is from Georgia SHINES and is not considered final or complete until the end of the fiscal year.

Total Reports:	1
Number Screened In:	0
Number Screened Out:	1
Number Substantiated:	0
Number Unsubstantiated:	0
Number Active CPS Investigations:	0



DHS, DFCS, Office of Provider Management

## Performance-Based Placement Measures

### RBWO Provider GA+SCORECARD - CCI



Report Quarter: Q2 FY2019

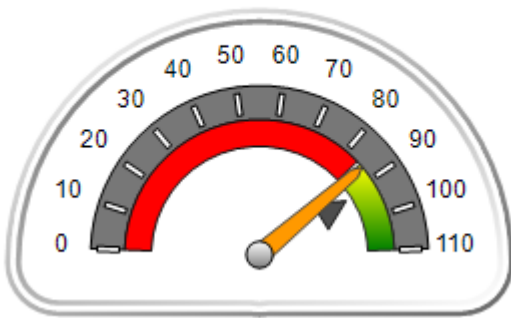
**Provider/Program Name: Secure & Care, Inc. - (5268) - CCI**

3320 Melrose Drive, Columbus, GA 31906	Quarterly Scores (Grades)		Current Quarter Score (Grade)
Phone: 706-641-2535	Q1: 81.79 (B-)	Q2: 85.98 (B)	<b>85.98% (B)</b>
Vendor ID# 144163	Q3: N/A	Q4: N/A	
Program Census Information:	# Children in Care During Quarter: 7	# Placements During Quarter: 7	# Children in Care On Last Day: 6

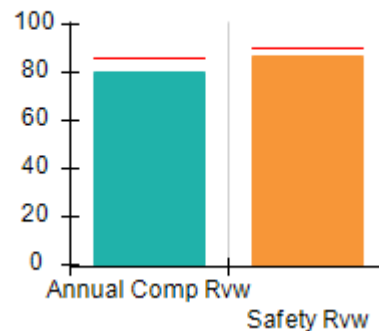
### Quarterly Provider Comparisons to All CCIs

▼ — indicates average for all CCIs

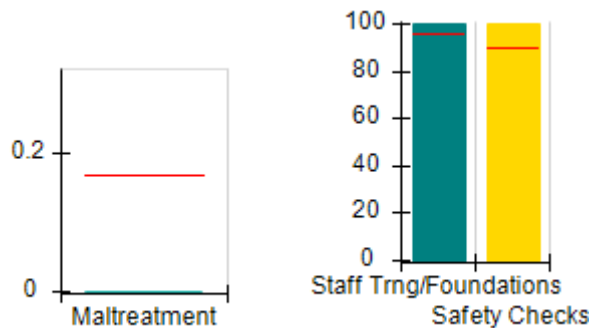
Overall Score (%)



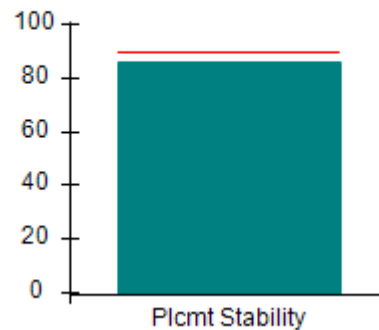
OPM Monitoring Reviews (%)



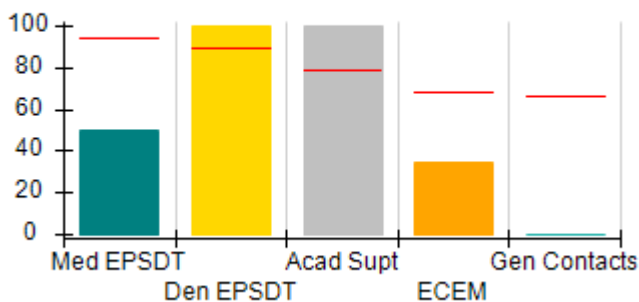
Safety Outcomes (%)



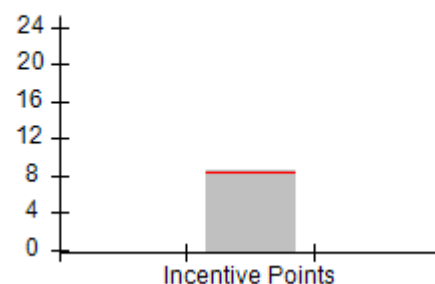
Permanency Outcomes (%)



Well-Being Outcomes (%)



Incentives Earned (Points)





DHS, DFCS, Office of Provider Management  
**Performance-Based Placement Measures**  
**RBWO Provider GA+SCORECARD - CCI**  
 Report Quarter: Q2 FY2019



<b>Provider/Program Name: Secure &amp; Care, Inc. - (5268) - CCI</b>				
<b>3320 Melrose Drive, Columbus, GA 31906</b>		<b>Quarterly Scores (Grades)</b>		<b>Current Quarter Score (Grade)</b>
<b>Phone: 706-641-2535</b>		<b>Q1: 81.79 (B-)</b>	<b>Q2: 85.98 (B)</b>	<b>85.98% (B)</b>
<b>Vendor ID# 144163</b>		<b>Q3: N/A</b>	<b>Q4: N/A</b>	
Program Census Information:		# Children in Care During Quarter: 7	# Placements During Quarter: 7	# Children in Care On Last Day: 6
	<b>Avg Performance All CCIs (%)</b>	<b>Provider Performance (%)*</b>	<b>Possible Points (Weight)</b>	<b>Provider Points Earned</b>
<b>OPM Monitoring Reviews</b>				
Annual Comprehensive Reviews	86%	81%	25	20.13
Safety Reviews	91%	87%	15	13.00
<b>Monitoring Sub-Total</b>			<b>40</b>	<b>33.13</b>
<b>CCI Safety Outcomes</b>				
Incidence of Maltreatment	0.17%	No Substantiated Reports	10	10.00
Staff Training/Foundations	95%	100%	5	5.00
Staff Safety Checks	90%	100%	5	5.00
<b>Safety Sub-Total</b>			<b>20</b>	<b>20.00</b>
<b>CCI Permanency Outcomes</b>				
Placement Stability	89%	86%	15	12.90
<b>Permanency Sub-Total</b>			<b>15</b>	<b>12.90</b>
<b>CCI Well-Being Outcomes</b>				
EPSDT Medical Visits	94%	50%	4	2.00
EPSDT Dental Visits	89%	100%	4	4.00
Academic Supports	78%	100%	3	3.00
Provider ECEM Visits	68%	35%	7	2.45
Provider General Contacts	67%	0%	7	0.00
Placements with Siblings	37%	0%	Not Scored	Not Scored
Placements within Legal County	15%	0%	Not Scored	Not Scored
<b>Well-Being Sub-Total</b>			<b>25</b>	<b>11.45</b>
*Performance calculation descriptions can be found in the FY 2019 RBWO PBP Measurements and Standards Guide.				

<b>Monitoring &amp; Outcomes: Possible Points = 100</b>		<b>Points Earned = 77.48</b>	
<b>Score Before Incentives Credit</b>			<b>77.48%</b>
<b>Incentives Awarded</b>			<b>8.50 pts</b>
<b>PBP Verification</b>			<b>N/A pts</b>
<b>Total Score</b>			<b>85.98%</b>



**DHS, DFCS, Office of Provider Management**  
**Performance-Based Placement Measures**  
**RBWO Provider GA+SCORECARD - CCI**  
**Report Quarter: Q2 FY2019**



**Provider/Program Name: Secure & Care, Inc. - (5268) - CCI**

Program Census Information:		# Children in Care During Quarter: 7	# Placements During Quarter: 7	# Children in Care On Last Day: 6
CCI Incentive Credits	Avg Performance All CCIs (Points)	Provider Performance (%)*	Possible Points (Weight)	Provider Points Earned
Early EPSDT Medical Visits		25%	2	0.50
Early EPSDT Dental Visits		100%	2	2.00
Permanency Contacts		0%	5	0.00
Additional Academic Supports		100%	2	2.00
HS Grad/GED/Prof or Trade Certificate/College		N/A	10/5/5/1	
EYSS Agreement		Not Eligible	5	
Community Connections		0%	4	0.00
Active Agency Accreditation		0%	4	0.00
Staff Clinical Licensure		0%	5	0.00
Behavior Management (threshold = 0)		100%	4	4.00
<b>Incentives Total</b>	<b>8.28</b>			<b>8.50</b>
Maximum total combined incentive credit allowed is 10 points.			<b>Incentives Awarded</b>	<b>8.50</b>

\*Performance calculation descriptions can be found in the FY 2019 RBWO PBP Measurements and Standards Guide.

**Child Protective Services Investigations and Dispositions**

The following investigations data, which is not used for scoring but is considered significant to a provider's performance, is from Georgia SHINES and is not considered final or complete until the end of the fiscal year.

Total Reports:	4
Number Screened In:	0
Number Screened Out:	4
Number Substantiated:	0
Number Unsubstantiated:	0
Number Active CPS Investigations:	0



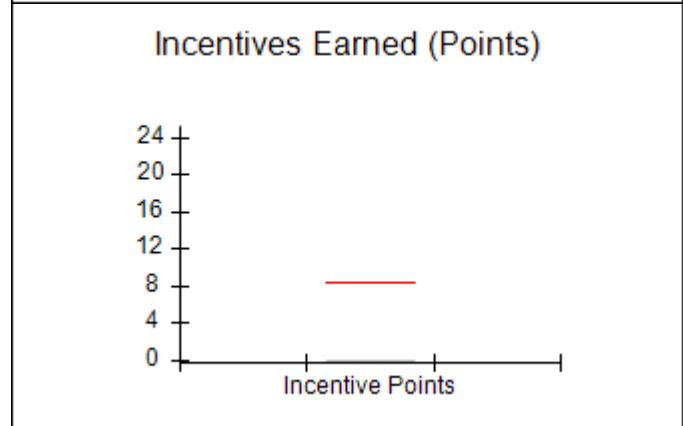
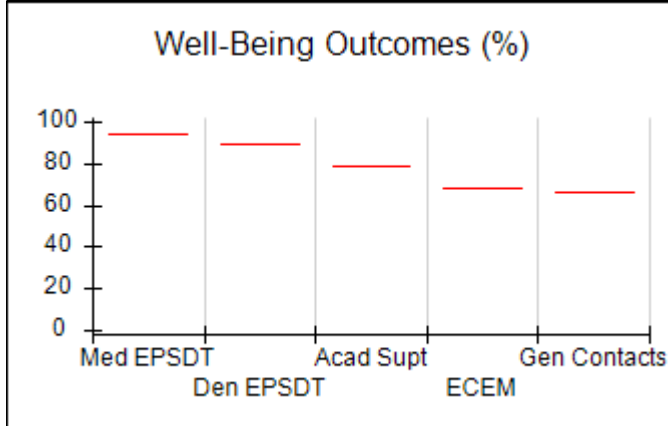
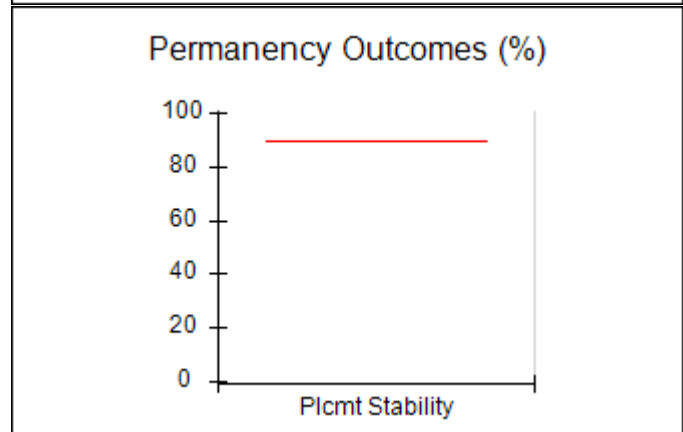
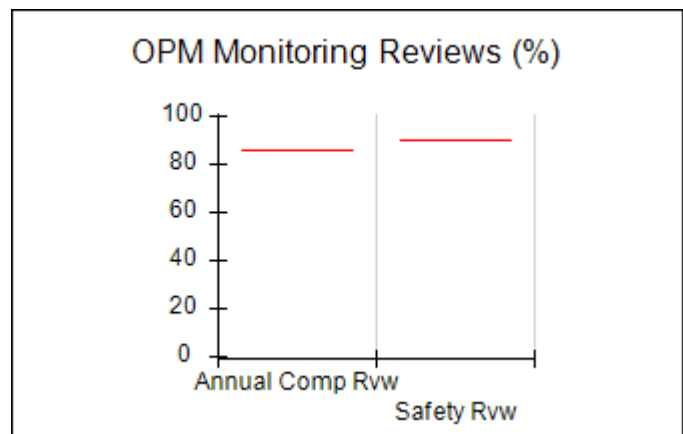
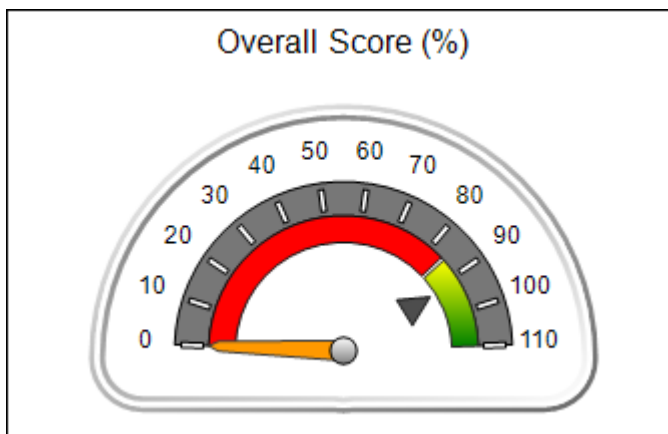


DHS, DFCS, Office of Provider Management  
**Performance-Based Placement Measures**  
**RBWO Provider GA+SCORECARD - CCI**  
 Report Quarter: Q2 FY2019



<b>Provider/Program Name: Serenity House of Atlanta Ministries Inc. - (5385) - CCI</b>			
62 Bethea Way, Covington, GA 30016	Quarterly Scores (Grades)		Current Quarter Score (Grade)
Phone: 678-231-4002	Q1: N/A	Q2: N/A	<b>N/A%</b>
Vendor ID# 162098	Q3: N/A	Q4: N/A	
Program Census Information:	# Children in Care During Quarter: 0	# Placements During Quarter: 0	# Children in Care On Last Day: 0
<b>Quarterly Provider Comparisons to All CCIs</b>			

▼ — indicates average for all CCIs





DHS, DFCS, Office of Provider Management  
**Performance-Based Placement Measures**  
**RBWO Provider GA+SCORECARD - CCI**  
 Report Quarter: Q2 FY2019



<b>Provider/Program Name: Serenity House of Atlanta Ministries Inc. - (5385) - CCI</b>				
<b>62 Bethea Way, Covington, GA 30016</b>		<b>Quarterly Scores (Grades)</b>		<b>Current Quarter Score (Grade)</b>
<b>Phone: 678-231-4002</b>		<b>Q1: N/A</b>	<b>Q2: N/A</b>	<b>N/A%</b>
<b>Vendor ID# 162098</b>		<b>Q3: N/A</b>	<b>Q4: N/A</b>	
Program Census Information:		# Children in Care During Quarter: 0	# Placements During Quarter: 0	# Children in Care On Last Day: 0
	<b>Avg Performance All CCIs (%)</b>	<b>Provider Performance (%)*</b>	<b>Possible Points (Weight)</b>	<b>Provider Points Earned</b>
<b>OPM Monitoring Reviews</b>				
Annual Comprehensive Reviews	86%	Not Yet Conducted		
Safety Reviews	91%	Not Yet Conducted		
<b>Monitoring Sub-Total</b>				<b>0.00</b>
<b>CCI Safety Outcomes</b>				
Incidence of Maltreatment	0.17%	Not Eligible		
Staff Training/Foundations	95%	Not Eligible		
Staff Safety Checks	90%	Not Eligible		
<b>Safety Sub-Total</b>			<b>N/A</b>	
<b>CCI Permanency Outcomes</b>				
Placement Stability	89%	Not Eligible		
<b>Permanency Sub-Total</b>			<b>N/A</b>	
<b>CCI Well-Being Outcomes</b>				
EPSDT Medical Visits	94%	Not Eligible		
EPSDT Dental Visits	89%	Not Eligible		
Academic Supports	78%	Not Eligible		
Provider ECEM Visits	68%	Not Eligible		
Provider General Contacts	67%	Not Eligible		
Placements with Siblings	37%	Not Eligible	Not Scored	Not Scored
Placements within Legal County	15%	Not Eligible	Not Scored	Not Scored
<b>Well-Being Sub-Total</b>			<b>N/A</b>	
*Performance calculation descriptions can be found in the FY 2019 RBWO PBP Measurements and Standards Guide.				

<b>Monitoring &amp; Outcomes: Possible Points = 0</b>		<b>Points Earned = N/A</b>	
<b>Score Before Incentives Credit</b>			<b>N/A</b>
<b>Incentives Awarded</b>			<b>0.00 pts</b>
<b>PBP Verification</b>			<b>N/A pts</b>
<b>Total Score</b>			<b>N/A%</b>



**DHS, DFCS, Office of Provider Management**  
**Performance-Based Placement Measures**  
**RBWO Provider GA+SCORECARD - CCI**  
**Report Quarter: Q2 FY2019**



**Provider/Program Name: Serenity House of Atlanta Ministries Inc. - (5385) - CCI**

Program Census Information:		# Children in Care During Quarter: 0	# Placements During Quarter: 0	# Children in Care On Last Day: 0
CCI Incentive Credits	Avg Performance All CCIs (Points)	Provider Performance (%)*	Possible Points (Weight)	Provider Points Earned
Early EPSDT Medical Visits		Not Eligible	2	
Early EPSDT Dental Visits		Not Eligible	2	
Permanency Contacts		None Planned	5	
Additional Academic Supports		Not Eligible	2	
HS Grad/GED/Prof or Trade Certificate/College		N/A	10/5/5/1	
EYSS Agreement		Not Eligible	5	
Community Connections		Not Eligible	4	
Active Agency Accreditation		0%	4	0.00
Staff Clinical Licensure		0%	5	0.00
Behavior Management (threshold = 0)		0%	4	
<b>Incentives Total</b>	<b>8.28</b>			<b>0.00</b>
Maximum total combined incentive credit allowed is 10 points.			<b>Incentives Awarded</b>	<b>0.00</b>

\*Performance calculation descriptions can be found in the FY 2019 RBWO PBP Measurements and Standards Guide.

**Child Protective Services Investigations and Dispositions**

The following investigations data, which is not used for scoring but is considered significant to a provider's performance, is from Georgia SHINES and is not considered final or complete until the end of the fiscal year.

Total Reports:	0
Number Screened In:	0
Number Screened Out:	0
Number Substantiated:	0
Number Unsubstantiated:	0
Number Active CPS Investigations:	0



**DHS, DFCS, Office of Provider Management**  
**Performance-Based Placement Measures**  
**RBWO Provider GA+SCORECARD - CCI**  
**Report Quarter: Q2 FY2019**



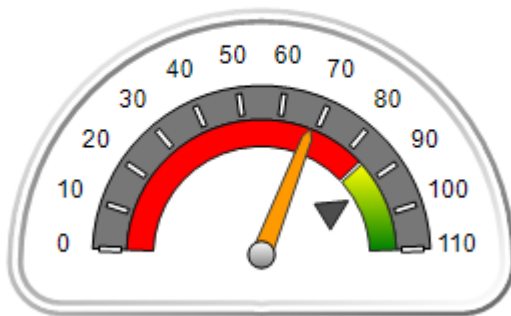
**Provider/Program Name: Sevananda The Joy of Service, Inc. - (5377) - CCI**

17 West Main St., Hampton, GA 30228	Quarterly Scores (Grades)		Current Quarter Score (Grade)
Phone: 678-907-8565	Q1: (N/A)	Q2: 68.30 (D+)	<b>68.30%</b> <b>(D+)</b>
Vendor ID# 161998	Q3: N/A	Q4: N/A	
Program Census Information:	# Children in Care During Quarter: 11	# Placements During Quarter: 11	# Children in Care On Last Day: 5

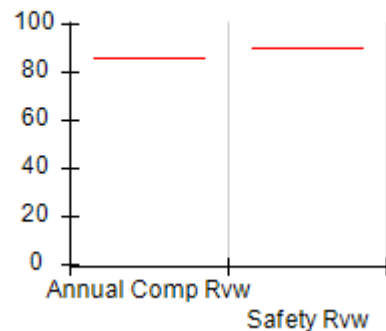
**Quarterly Provider Comparisons to All CCIs**

▼ — indicates average for all CCIs

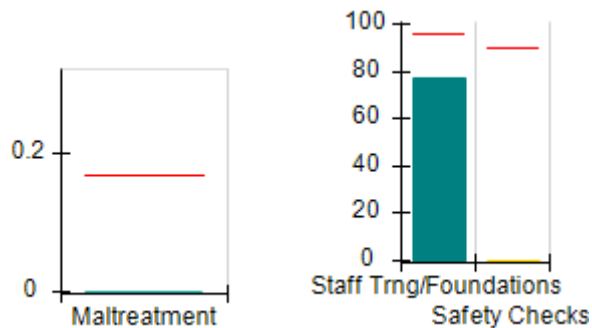
Overall Score (%)



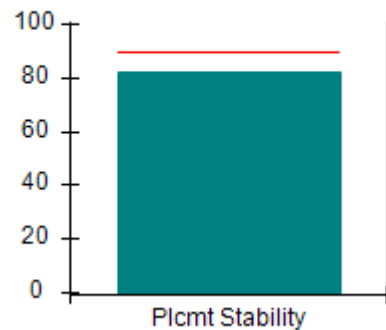
OPM Monitoring Reviews (%)



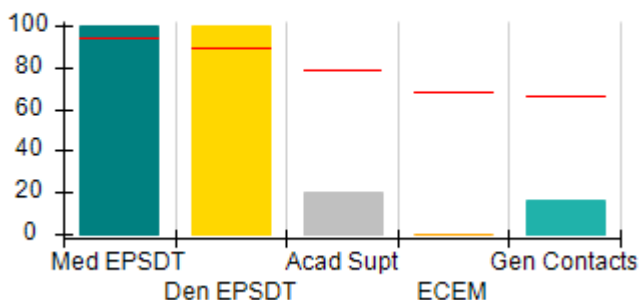
Safety Outcomes (%)



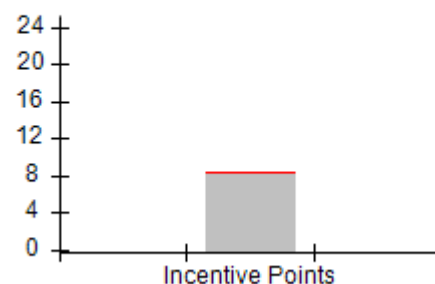
Permanency Outcomes (%)



Well-Being Outcomes (%)



Incentives Earned (Points)





DHS, DFCS, Office of Provider Management  
**Performance-Based Placement Measures**  
**RBWO Provider GA+SCORECARD - CCI**  
 Report Quarter: Q2 FY2019



**Provider/Program Name: Sevananda The Joy of Service, Inc. - (5377) - CCI**

<b>17 West Main St., Hampton, GA 30228</b>	<b>Quarterly Scores (Grades)</b>		<b>Current Quarter Score (Grade)</b>
<b>Phone: 678-907-8565</b>	<b>Q1: (N/A)</b>	<b>Q2: 68.30 (D+)</b>	<b>68.30% (D+)</b>
<b>Vendor ID# 161998</b>	<b>Q3: N/A</b>	<b>Q4: N/A</b>	

Program Census Information:	# Children in Care During Quarter: 11	# Placements During Quarter: 11	# Children in Care On Last Day: 5
-----------------------------	---------------------------------------	---------------------------------	-----------------------------------

	<b>Avg Performance All CCIs (%)</b>	<b>Provider Performance (%)*</b>	<b>Possible Points (Weight)</b>	<b>Provider Points Earned</b>
--	-------------------------------------	----------------------------------	---------------------------------	-------------------------------

**OPM Monitoring Reviews**

Annual Comprehensive Reviews	86%	Not Yet Conducted		
Safety Reviews	91%	Not Yet Conducted		
<b>Monitoring Sub-Total</b>				<b>0.00</b>

**CCI Safety Outcomes**

Incidence of Maltreatment	0.17%	No Substantiated Reports	10	10.00
Staff Training/Foundations	95%	77%	5	3.85
Staff Safety Checks	90%	0%	5	0.00
<b>Safety Sub-Total</b>			<b>20</b>	<b>13.85</b>

**CCI Permanency Outcomes**

Placement Stability	89%	82%	15	12.30
<b>Permanency Sub-Total</b>			<b>15</b>	<b>12.30</b>

**CCI Well-Being Outcomes**

EPSDT Medical Visits	94%	100%	4	4.00
EPSDT Dental Visits	89%	100%	4	4.00
Academic Supports	78%	20%	3	0.60
Provider ECEM Visits	68%	0%	7	0.00
Provider General Contacts	67%	17%	7	1.19
Placements with Siblings	37%	0%	Not Scored	Not Scored
Placements within Legal County	15%	0%	Not Scored	Not Scored
<b>Well-Being Sub-Total</b>			<b>25</b>	<b>9.79</b>

\*Performance calculation descriptions can be found in the FY 2019 RBWO PBP Measurements and Standards Guide.

<b>Monitoring &amp; Outcomes: Possible Points = 60</b>	<b>Points Earned = 35.94</b>
<b>Score Before Incentives Credit</b>	<b>59.90%</b>
<b>Incentives Awarded</b>	<b>8.40 pts</b>
<b>PBP Verification</b>	<b>N/A pts</b>
<b>Total Score</b>	<b>68.30%</b>



**DHS, DFCS, Office of Provider Management**  
**Performance-Based Placement Measures**  
**RBWO Provider GA+SCORECARD - CCI**  
**Report Quarter: Q2 FY2019**



**Provider/Program Name: Sevananda The Joy of Service, Inc. - (5377) - CCI**

Program Census Information:		# Children in Care During Quarter: 11	# Placements During Quarter: 11	# Children in Care On Last Day: 5
CCI Incentive Credits	Avg Performance All CCIs (Points)	Provider Performance (%)*	Possible Points (Weight)	Provider Points Earned
Early EPSDT Medical Visits		100%	2	2.00
Early EPSDT Dental Visits		100%	2	2.00
Permanency Contacts		0%	5	0.00
Additional Academic Supports		20%	2	0.40
HS Grad/GED/Prof or Trade Certificate/College		N/A	10/5/5/1	
EYSS Agreement		Not Eligible	5	
Community Connections		Not Eligible	4	
Active Agency Accreditation		0%	4	0.00
Staff Clinical Licensure		0%	5	0.00
Behavior Management (threshold = 0)		100%	4	4.00
<b>Incentives Total</b>	<b>8.28</b>			<b>8.40</b>
Maximum total combined incentive credit allowed is 10 points.			<b>Incentives Awarded</b>	<b>8.40</b>

\*Performance calculation descriptions can be found in the FY 2019 RBWO PBP Measurements and Standards Guide.

**Child Protective Services Investigations and Dispositions**

The following investigations data, which is not used for scoring but is considered significant to a provider's performance, is from Georgia SHINES and is not considered final or complete until the end of the fiscal year.

Total Reports:	1
Number Screened In:	0
Number Screened Out:	1
Number Substantiated:	0
Number Unsubstantiated:	0
Number Active CPS Investigations:	0



**DHS, DFCS, Office of Provider Management**  
**Performance-Based Placement Measures**  
**RBWO Provider GA+SCORECARD - CCI**  
**Report Quarter: Q2 FY2019**



<b>Provider/Program Name: Smith Group Home - (824) - CCI</b>			
<b>538 NE Presley Road, Ludowici, GA 31316</b>	<b>Quarterly Scores (Grades)</b>		<b>Current Quarter Score (Grade)</b>
<b>Phone: 912-545-9547</b>	<b>Q1: 94.39 (A)</b>	<b>Q2: 94.54 (A)</b>	<b>94.54% (A)</b>
<b>Vendor ID# 35580</b>	<b>Q3: N/A</b>	<b>Q4: N/A</b>	
Program Census Information:	# Children in Care During Quarter: 19	# Placements During Quarter: 19	# Children in Care On Last Day: 11
<b>Quarterly Provider Comparisons to All CCIs</b>			

▼ — indicates average for all CCIs





**DHS, DFCS, Office of Provider Management**  
**Performance-Based Placement Measures**  
**RBWO Provider GA+SCORECARD - CCI**  
**Report Quarter: Q2 FY2019**



**Provider/Program Name: Smith Group Home - (824) - CCI**

<b>538 NE Presley Road, Ludowici, GA 31316</b>	<b>Quarterly Scores (Grades)</b>		<b>Current Quarter Score (Grade)</b>
<b>Phone: 912-545-9547</b>	<b>Q1: 94.39 (A)</b>	<b>Q2: 94.54 (A)</b>	<b>94.54% (A)</b>
<b>Vendor ID# 35580</b>	<b>Q3: N/A</b>	<b>Q4: N/A</b>	

Program Census Information:	# Children in Care During Quarter: 19	# Placements During Quarter: 19	# Children in Care On Last Day: 11
-----------------------------	---------------------------------------	---------------------------------	------------------------------------

	<b>Avg Performance All CCIs (%)</b>	<b>Provider Performance (%)*</b>	<b>Possible Points (Weight)</b>	<b>Provider Points Earned</b>
--	-------------------------------------	----------------------------------	---------------------------------	-------------------------------

**OPM Monitoring Reviews**

Annual Comprehensive Reviews	86%	98%	25	24.51
Safety Reviews	91%	99%	15	14.79
<b>Monitoring Sub-Total</b>			<b>40</b>	<b>39.29</b>

**CCI Safety Outcomes**

Incidence of Maltreatment	0.17%	No Substantiated Reports	10	10.00
Staff Training/Foundations	95%	100%	5	5.00
Staff Safety Checks	90%	100%	5	5.00
<b>Safety Sub-Total</b>			<b>20</b>	<b>20.00</b>

**CCI Permanency Outcomes**

Placement Stability	89%	95%	15	14.25
<b>Permanency Sub-Total</b>			<b>15</b>	<b>14.25</b>

**CCI Well-Being Outcomes**

EPSDT Medical Visits	94%	100%	4	4.00
EPSDT Dental Visits	89%	100%	4	4.00
Academic Supports	78%	100%	3	3.00
Provider ECEM Visits	68%	0%	7	0.00
Provider General Contacts	67%	0%	7	0.00
Placements with Siblings	37%	31%	Not Scored	Not Scored
Placements within Legal County	15%	0%	Not Scored	Not Scored
<b>Well-Being Sub-Total</b>			<b>25</b>	<b>11.00</b>

\*Performance calculation descriptions can be found in the FY 2019 RBWO PBP Measurements and Standards Guide.

<b>Monitoring &amp; Outcomes: Possible Points = 100</b>	<b>Points Earned = 84.54</b>
<b>Score Before Incentives Credit</b>	<b>84.54%</b>
<b>Incentives Awarded</b>	<b>10.00 pts</b>
<b>PBP Verification</b>	<b>N/A pts</b>
<b>Total Score</b>	<b>94.54%</b>





**DHS, DFCS, Office of Provider Management**  
**Performance-Based Placement Measures**  
**RBWO Provider GA+SCORECARD - CCI**  
**Report Quarter: Q2 FY2019**



**Provider/Program Name: Smith Group Home - (824) - CCI**

Program Census Information:		# Children in Care During Quarter: 19	# Placements During Quarter: 19	# Children in Care On Last Day: 11
CCI Incentive Credits	Avg Performance All CCIs (Points)	Provider Performance (%)*	Possible Points (Weight)	Provider Points Earned
Early EPSDT Medical Visits		100%	2	2.00
Early EPSDT Dental Visits		100%	2	2.00
Permanency Contacts		43%	5	2.15
Additional Academic Supports		95%	2	1.90
HS Grad/GED/Prof or Trade Certificate/College		N/A	10/5/5/1	1.00
EYSS Agreement		Not Eligible	5	
Community Connections		100%	4	4.00
Active Agency Accreditation		0%	4	0.00
Staff Clinical Licensure		0%	5	0.00
Behavior Management (threshold = 0)		100%	4	4.00
<b>Incentives Total</b>	<b>8.28</b>			<b>17.05</b>
Maximum total combined incentive credit allowed is 10 points.			<b>Incentives Awarded</b>	<b>10.00</b>

\*Performance calculation descriptions can be found in the FY 2019 RBWO PBP Measurements and Standards Guide.

**Child Protective Services Investigations and Dispositions**

The following investigations data, which is not used for scoring but is considered significant to a provider's performance, is from Georgia SHINES and is not considered final or complete until the end of the fiscal year.

Total Reports:	2
Number Screened In:	0
Number Screened Out:	2
Number Substantiated:	0
Number Unsubstantiated:	0
Number Active CPS Investigations:	0

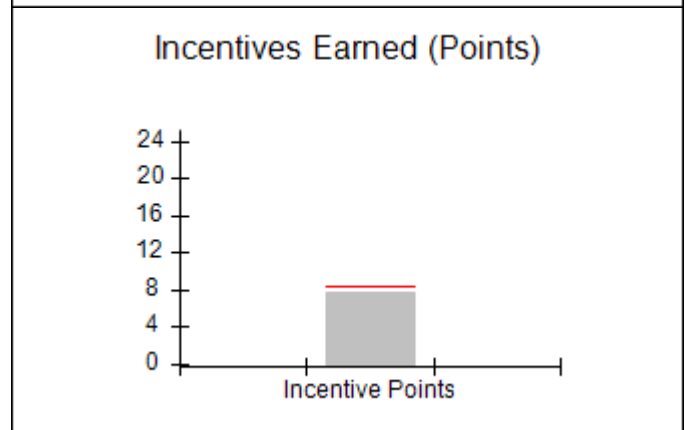
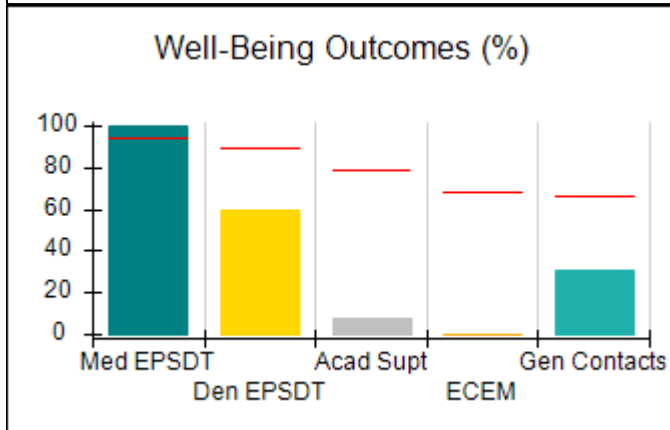
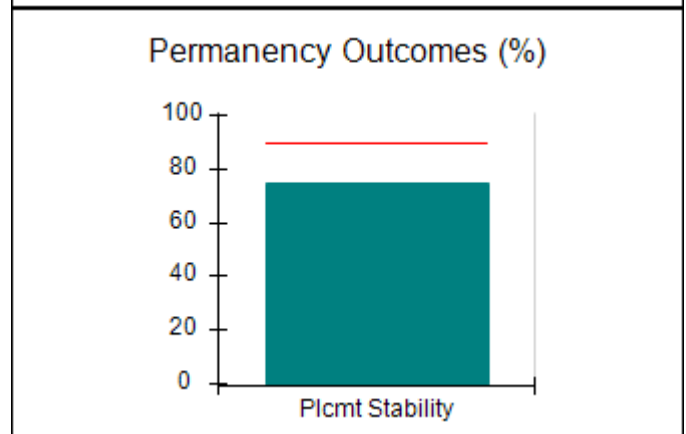
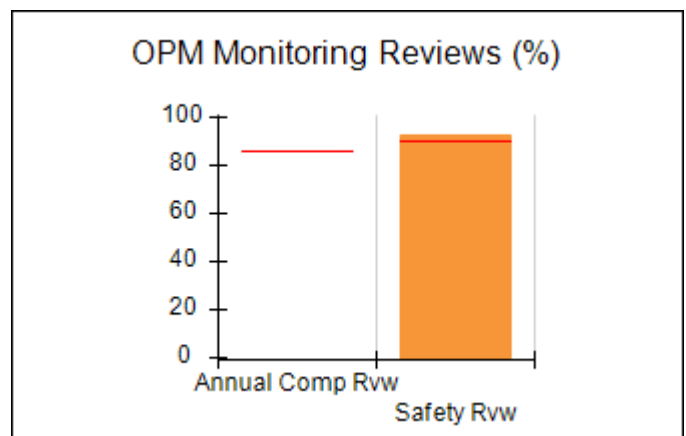
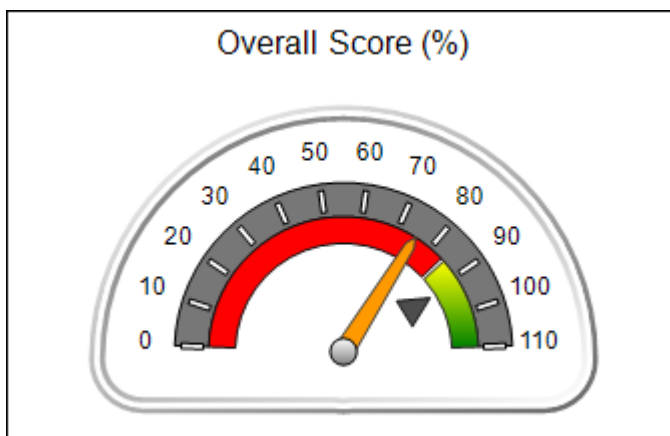


**DHS, DFCS, Office of Provider Management**  
**Performance-Based Placement Measures**  
**RBWO Provider GA+SCORECARD - CCI**  
**Report Quarter: Q2 FY2019**



<b>Provider/Program Name: Southern Living Academy, Inc. - (5354) - CCI</b>			
<b>4225 Alton St., Columbus, GA 31903</b>	<b>Quarterly Scores (Grades)</b>		<b>Current Quarter Score (Grade)</b>
<b>Phone: 706-436-2889</b>	<b>Q1: 65.20 (D)</b>	<b>Q2: 75.10 (C)</b>	<b>75.10% (C)</b>
<b>Vendor ID# 159951</b>	<b>Q3: N/A</b>	<b>Q4: N/A</b>	
Program Census Information:	# Children in Care During Quarter: 8	# Placements During Quarter: 8	# Children in Care On Last Day: 5
<b>Quarterly Provider Comparisons to All CCIs</b>			

▼ — indicates average for all CCIs





DHS, DFCS, Office of Provider Management  
**Performance-Based Placement Measures**  
**RBWO Provider GA+SCORECARD - CCI**  
 Report Quarter: Q2 FY2019



<b>Provider/Program Name: Southern Living Academy, Inc. - (5354) - CCI</b>				
4225 Alton St., Columbus, GA 31903		Quarterly Scores (Grades)		Current Quarter Score (Grade)
Phone: 706-436-2889		Q1: 65.20 (D)	Q2: 75.10 (C)	<b>75.10%</b> <b>(C)</b>
Vendor ID# 159951		Q3: N/A	Q4: N/A	
Program Census Information:		# Children in Care During Quarter: 8	# Placements During Quarter: 8	# Children in Care On Last Day: 5
	Avg Performance All CCIs (%)	Provider Performance (%)*	Possible Points (Weight)	Provider Points Earned
<b>OPM Monitoring Reviews</b>				
Annual Comprehensive Reviews	86%	Not Yet Conducted		
Safety Reviews	91%	93%	15	13.88
<b>Monitoring Sub-Total</b>			<b>15</b>	<b>13.88</b>
<b>CCI Safety Outcomes</b>				
Incidence of Maltreatment	0.17%	No Substantiated Reports	10	10.00
Staff Training/Foundations	95%	94%	5	4.70
Staff Safety Checks	90%	39%	5	1.95
<b>Safety Sub-Total</b>			<b>20</b>	<b>16.65</b>
<b>CCI Permanency Outcomes</b>				
Placement Stability	89%	75%	15	11.25
<b>Permanency Sub-Total</b>			<b>15</b>	<b>11.25</b>
<b>CCI Well-Being Outcomes</b>				
EPSDT Medical Visits	94%	100%	4	4.00
EPSDT Dental Visits	89%	60%	4	2.40
Academic Supports	78%	8%	3	0.24
Provider ECEM Visits	68%	0%	7	0.00
Provider General Contacts	67%	31%	7	2.17
Placements with Siblings	37%	Not Eligible	Not Scored	Not Scored
Placements within Legal County	15%	0%	Not Scored	Not Scored
<b>Well-Being Sub-Total</b>			<b>25</b>	<b>8.81</b>
*Performance calculation descriptions can be found in the FY 2019 RBWO PBP Measurements and Standards Guide.				

<b>Monitoring &amp; Outcomes: Possible Points = 75</b>		<b>Points Earned = 50.59</b>	
<b>Score Before Incentives Credit</b>			<b>67.45%</b>
<b>Incentives Awarded</b>			<b>7.65 pts</b>
<b>PBP Verification</b>			<b>N/A pts</b>
<b>Total Score</b>			<b>75.10%</b>



**DHS, DFCS, Office of Provider Management**  
**Performance-Based Placement Measures**  
**RBWO Provider GA+SCORECARD - CCI**  
**Report Quarter: Q2 FY2019**



**Provider/Program Name: Southern Living Academy, Inc. - (5354) - CCI**

Program Census Information:		# Children in Care During Quarter: 8	# Placements During Quarter: 8	# Children in Care On Last Day: 5
CCI Incentive Credits	Avg Performance All CCIs (Points)	Provider Performance (%)*	Possible Points (Weight)	Provider Points Earned
Early EPSDT Medical Visits		100%	2	2.00
Early EPSDT Dental Visits		0%	2	0.00
Permanency Contacts		33%	5	1.65
Additional Academic Supports		0%	2	0.00
HS Grad/GED/Prof or Trade Certificate/College		N/A	10/5/5/1	
EYSS Agreement		Not Eligible	5	
Community Connections		0%	4	0.00
Active Agency Accreditation		0%	4	0.00
Staff Clinical Licensure		0%	5	0.00
Behavior Management (threshold = 0)		100%	4	4.00
<b>Incentives Total</b>	<b>8.28</b>			<b>7.65</b>
Maximum total combined incentive credit allowed is 10 points.			<b>Incentives Awarded</b>	<b>7.65</b>

\*Performance calculation descriptions can be found in the FY 2019 RBWO PBP Measurements and Standards Guide.

**Child Protective Services Investigations and Dispositions**

The following investigations data, which is not used for scoring but is considered significant to a provider's performance, is from Georgia SHINES and is not considered final or complete until the end of the fiscal year.

Total Reports:	4
Number Screened In:	0
Number Screened Out:	4
Number Substantiated:	0
Number Unsubstantiated:	1
Number Active CPS Investigations:	-1



**DHS, DFCS, Office of Provider Management**  
**Performance-Based Placement Measures**  
**RBWO Provider GA+SCORECARD - CCI**  
**Report Quarter: Q2 FY2019**



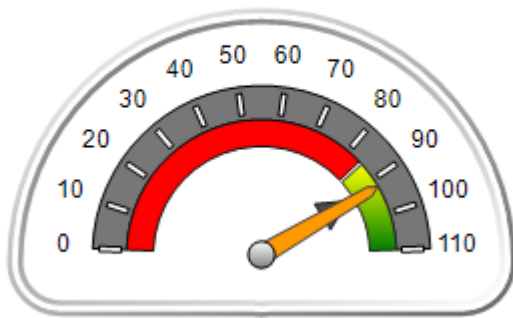
**Provider/Program Name: St. Dominic Savio Motivational Pl., Inc. - (5379) - CCI**

4077 Flat Shoals Pkwy., Decatur, GA 30034	Quarterly Scores (Grades)		Current Quarter Score (Grade)
Phone: 404-241-0303	Q1: (N/A)	Q2: 92.35 (A-)	<b>92.35%</b> <b>(A-)</b>
Vendor ID# 162000	Q3: N/A	Q4: N/A	
Program Census Information:	# Children in Care During Quarter: 10	# Placements During Quarter: 10	# Children in Care On Last Day: 5

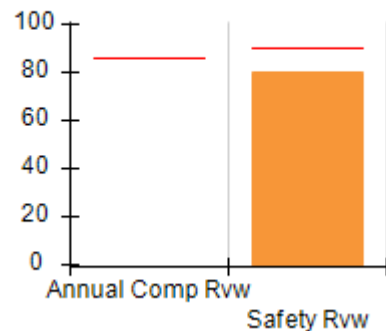
**Quarterly Provider Comparisons to All CCIs**

▼ — indicates average for all CCIs

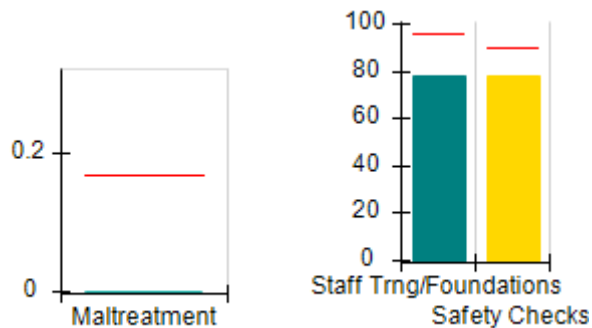
**Overall Score (%)**



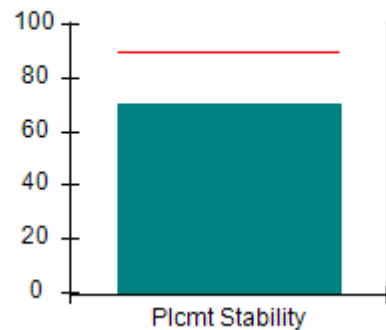
**OPM Monitoring Reviews (%)**



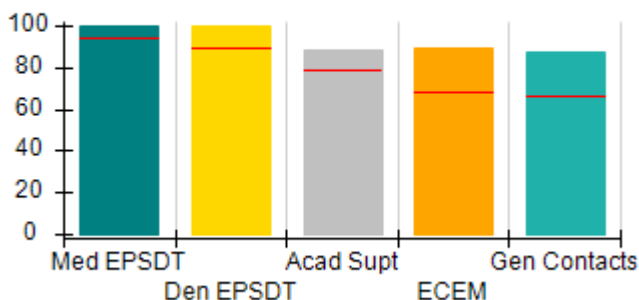
**Safety Outcomes (%)**



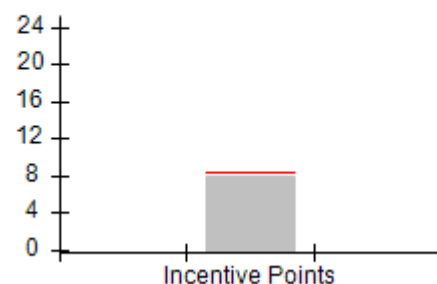
**Permanency Outcomes (%)**



**Well-Being Outcomes (%)**



**Incentives Earned (Points)**





DHS, DFCS, Office of Provider Management  
**Performance-Based Placement Measures**  
**RBWO Provider GA+SCORECARD - CCI**  
 Report Quarter: Q2 FY2019



<b>Provider/Program Name: St. Dominic Savio Motivational Pl., Inc. - (5379) - CCI</b>				
<b>4077 Flat Shoals Pkwy., Decatur, GA 30034</b>		<b>Quarterly Scores (Grades)</b>		<b>Current Quarter Score (Grade)</b>
<b>Phone: 404-241-0303</b>		<b>Q1: (N/A)</b>	<b>Q2: 92.35 (A-)</b>	<b>92.35% (A-)</b>
<b>Vendor ID# 162000</b>		<b>Q3: N/A</b>	<b>Q4: N/A</b>	
Program Census Information:		# Children in Care During Quarter: 10	# Placements During Quarter: 10	# Children in Care On Last Day: 5
	<b>Avg Performance All CCIs (%)</b>	<b>Provider Performance (%)*</b>	<b>Possible Points (Weight)</b>	<b>Provider Points Earned</b>
<b>OPM Monitoring Reviews</b>				
Annual Comprehensive Reviews	86%	Not Yet Conducted		
Safety Reviews	91%	80%	15	12.00
<b>Monitoring Sub-Total</b>			<b>15</b>	<b>12.00</b>
<b>CCI Safety Outcomes</b>				
Incidence of Maltreatment	0.17%	No Substantiated Reports	10	10.00
Staff Training/Foundations	95%	78%	5	3.90
Staff Safety Checks	90%	78%	5	3.90
<b>Safety Sub-Total</b>			<b>20</b>	<b>17.80</b>
<b>CCI Permanency Outcomes</b>				
Placement Stability	89%	70%	15	10.50
<b>Permanency Sub-Total</b>			<b>15</b>	<b>10.50</b>
<b>CCI Well-Being Outcomes</b>				
EPSDT Medical Visits	94%	100%	4	4.00
EPSDT Dental Visits	89%	100%	4	4.00
Academic Supports	78%	88%	3	2.64
Provider ECEM Visits	68%	89%	7	6.23
Provider General Contacts	67%	87%	7	6.09
Placements with Siblings	37%	Not Eligible	Not Scored	Not Scored
Placements within Legal County	15%	0%	Not Scored	Not Scored
<b>Well-Being Sub-Total</b>			<b>25</b>	<b>22.96</b>
*Performance calculation descriptions can be found in the FY 2019 RBWO PBP Measurements and Standards Guide.				

<b>Monitoring &amp; Outcomes: Possible Points = 75</b>		<b>Points Earned = 63.26</b>	
<b>Score Before Incentives Credit</b>			<b>84.35%</b>
<b>Incentives Awarded</b>			<b>8.00 pts</b>
<b>PBP Verification</b>			<b>N/A pts</b>
<b>Total Score</b>			<b>92.35%</b>



**DHS, DFCS, Office of Provider Management**  
**Performance-Based Placement Measures**  
**RBWO Provider GA+SCORECARD - CCI**  
**Report Quarter: Q2 FY2019**



**Provider/Program Name: St. Dominic Savio Motivational Pl., Inc. - (5379) - CCI**

Program Census Information:		# Children in Care During Quarter: 10	# Placements During Quarter: 10	# Children in Care On Last Day: 5
CCI Incentive Credits	Avg Performance All CCIs (Points)	Provider Performance (%)*	Possible Points (Weight)	Provider Points Earned
Early EPSDT Medical Visits		100%	2	2.00
Early EPSDT Dental Visits		100%	2	2.00
Permanency Contacts		0%	5	0.00
Additional Academic Supports		0%	2	0.00
HS Grad/GED/Prof or Trade Certificate/College		N/A	10/5/5/1	
EYSS Agreement		Not Eligible	5	
Community Connections		Not Eligible	4	
Active Agency Accreditation		0%	4	0.00
Staff Clinical Licensure		0%	5	0.00
Behavior Management (threshold = 0)		100%	4	4.00
<b>Incentives Total</b>	<b>8.28</b>			<b>8.00</b>
Maximum total combined incentive credit allowed is 10 points.			<b>Incentives Awarded</b>	<b>8.00</b>

\*Performance calculation descriptions can be found in the FY 2019 RBWO PBP Measurements and Standards Guide.

**Child Protective Services Investigations and Dispositions**

The following investigations data, which is not used for scoring but is considered significant to a provider's performance, is from Georgia SHINES and is not considered final or complete until the end of the fiscal year.

Total Reports:	0
Number Screened In:	0
Number Screened Out:	0
Number Substantiated:	0
Number Unsubstantiated:	0
Number Active CPS Investigations:	0



**DHS, DFCS, Office of Provider Management**  
**Performance-Based Placement Measures**  
**RBWO Provider GA+SCORECARD - CCI**  
**Report Quarter: Q2 FY2019**

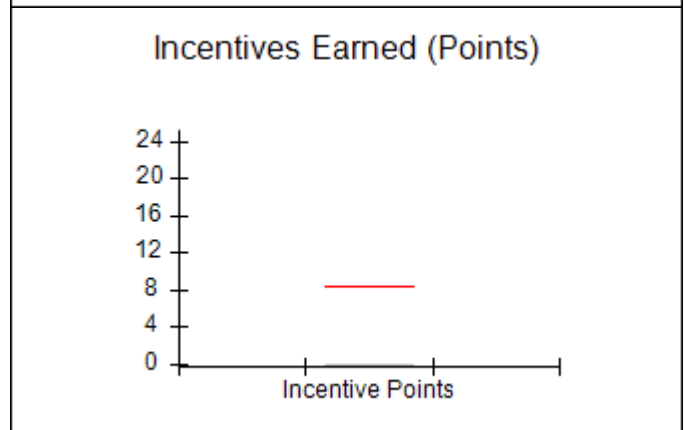
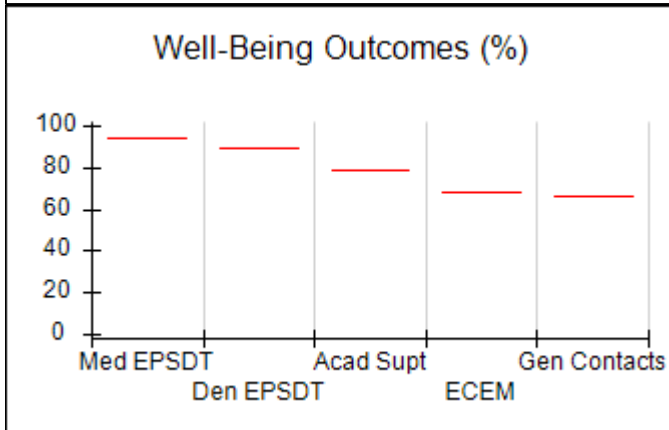
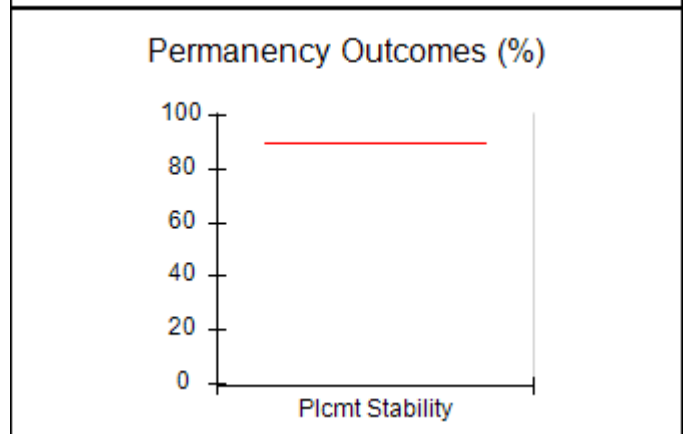
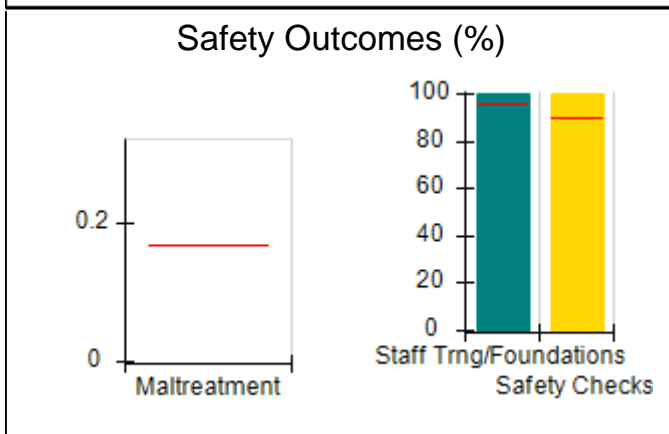
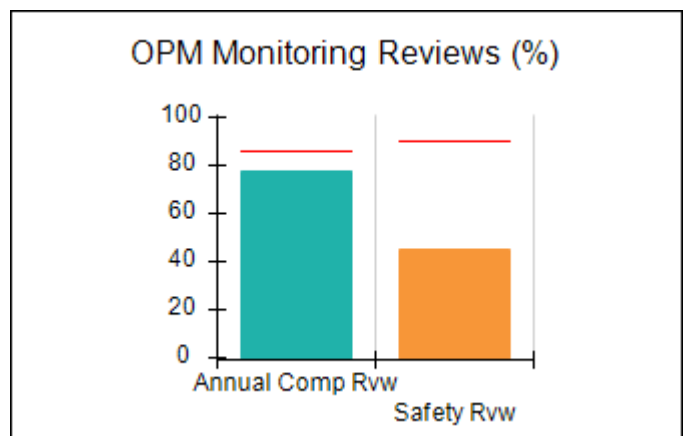
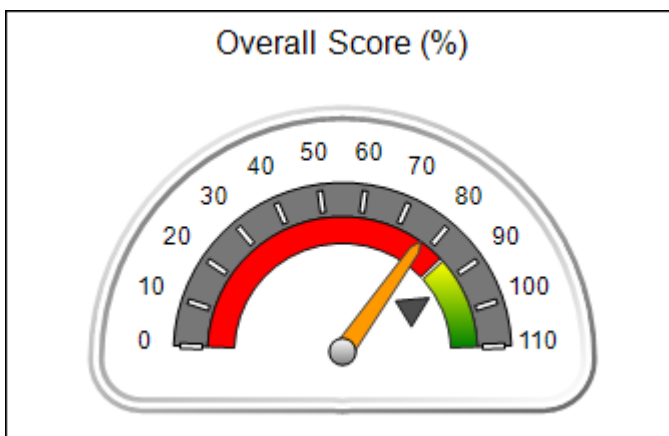


**Provider/Program Name: Star Island - (1021) - CCI**

218 S MacArthur Drive, Camilla, GA 31730	Quarterly Scores (Grades)		Current Quarter Score (Grade)
Phone: 229-336-1700	Q1: 68.17 (D+)	Q2: 77.12 (C+)	<b>77.12%</b> <b>(C+)</b>
Vendor ID# 65729	Q3: N/A	Q4: N/A	
Program Census Information:	# Children in Care During Quarter: 0	# Placements During Quarter: 0	# Children in Care On Last Day: 0

**Quarterly Provider Comparisons to All CCIs**

▼ — indicates average for all CCIs







DHS, DFCS, Office of Provider Management  
**Performance-Based Placement Measures**  
**RBWO Provider GA+SCORECARD - CCI**  
 Report Quarter: Q2 FY2019



<b>Provider/Program Name: Star Island - (1021) - CCI</b>				
218 S MacArthur Drive, Camilla, GA 31730		Quarterly Scores (Grades)		Current Quarter Score (Grade)
Phone: 229-336-1700		Q1: 68.17 (D+)	Q2: 77.12 (C+)	<b>77.12%</b> <b>(C+)</b>
Vendor ID# 65729		Q3: N/A	Q4: N/A	
Program Census Information:		# Children in Care During Quarter: 0	# Placements During Quarter: 0	# Children in Care On Last Day: 0
	Avg Performance All CCIs (%)	Provider Performance (%)*	Possible Points (Weight)	Provider Points Earned
<b>OPM Monitoring Reviews</b>				
Annual Comprehensive Reviews	86%	78%	25	19.49
Safety Reviews	91%	45%	15	6.78
<b>Monitoring Sub-Total</b>			<b>40</b>	<b>26.27</b>
<b>CCI Safety Outcomes</b>				
Incidence of Maltreatment	0.17%	Not Eligible		
Staff Training/Foundations	95%	100%	10	10.00
Staff Safety Checks	90%	100%	10	10.00
<b>Safety Sub-Total</b>			<b>20</b>	<b>20.00</b>
<b>CCI Permanency Outcomes</b>				
Placement Stability	89%	Not Eligible		
<b>Permanency Sub-Total</b>			<b>N/A</b>	
<b>CCI Well-Being Outcomes</b>				
EPSDT Medical Visits	94%	Not Eligible		
EPSDT Dental Visits	89%	Not Eligible		
Academic Supports	78%	Not Eligible		
Provider ECEM Visits	68%	Not Eligible		
Provider General Contacts	67%	Not Eligible		
Placements with Siblings	37%	Not Eligible	Not Scored	Not Scored
Placements within Legal County	15%	Not Eligible	Not Scored	Not Scored
<b>Well-Being Sub-Total</b>			<b>N/A</b>	

\*Performance calculation descriptions can be found in the FY 2019 RBWO PBP Measurements and Standards Guide.

<b>Monitoring &amp; Outcomes: Possible Points = 60</b>		<b>Points Earned = 46.27</b>	
<b>Score Before Incentives Credit</b>			<b>77.12%</b>
<b>Incentives Awarded</b>			<b>0.00 pts</b>
<b>PBP Verification</b>			<b>N/A pts</b>
<b>Total Score</b>			<b>77.12%</b>



**DHS, DFCS, Office of Provider Management**  
**Performance-Based Placement Measures**  
**RBWO Provider GA+SCORECARD - CCI**  
**Report Quarter: Q2 FY2019**



**Provider/Program Name: Star Island - (1021) - CCI**

Program Census Information:		# Children in Care During Quarter: 0	# Placements During Quarter: 0	# Children in Care On Last Day: 0
CCI Incentive Credits	Avg Performance All CCIs (Points)	Provider Performance (%)*	Possible Points (Weight)	Provider Points Earned
Early EPSDT Medical Visits		Not Eligible	2	
Early EPSDT Dental Visits		Not Eligible	2	
Permanency Contacts		None Planned	5	
Additional Academic Supports		Not Eligible	2	
HS Grad/GED/Prof or Trade Certificate/College		N/A	10/5/5/1	
EYSS Agreement		Not Eligible	5	
Community Connections		Not Eligible	4	
Active Agency Accreditation		0%	4	0.00
Staff Clinical Licensure		0%	5	0.00
Behavior Management (threshold = 0)		0%	4	
<b>Incentives Total</b>	<b>8.28</b>			<b>0.00</b>
Maximum total combined incentive credit allowed is 10 points.			<b>Incentives Awarded</b>	<b>0.00</b>

\*Performance calculation descriptions can be found in the FY 2019 RBWO PBP Measurements and Standards Guide.

**Child Protective Services Investigations and Dispositions**

The following investigations data, which is not used for scoring but is considered significant to a provider's performance, is from Georgia SHINES and is not considered final or complete until the end of the fiscal year.

Total Reports:	0
Number Screened In:	0
Number Screened Out:	0
Number Substantiated:	0
Number Unsubstantiated:	2
Number Active CPS Investigations:	-2



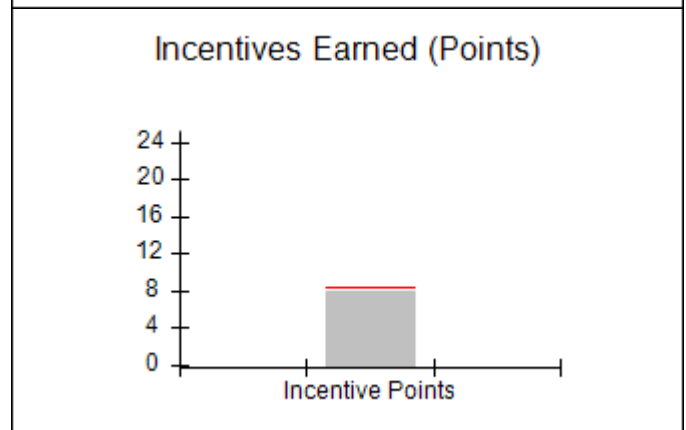
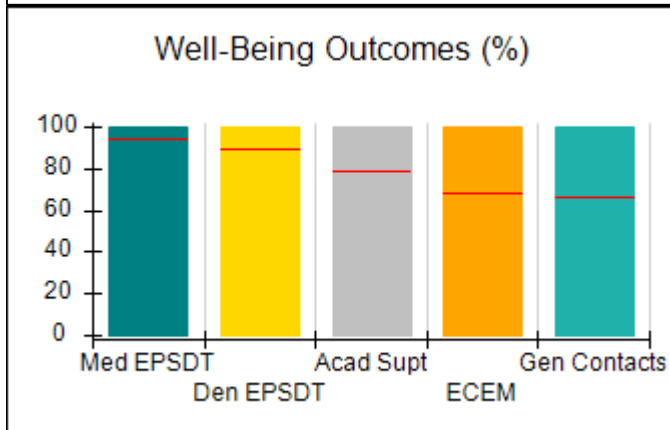
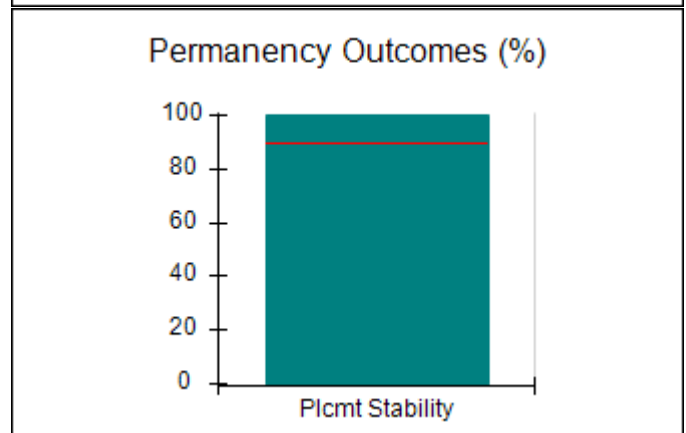
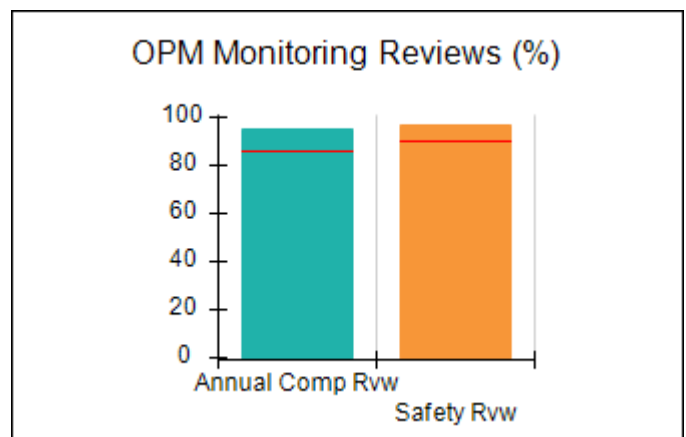
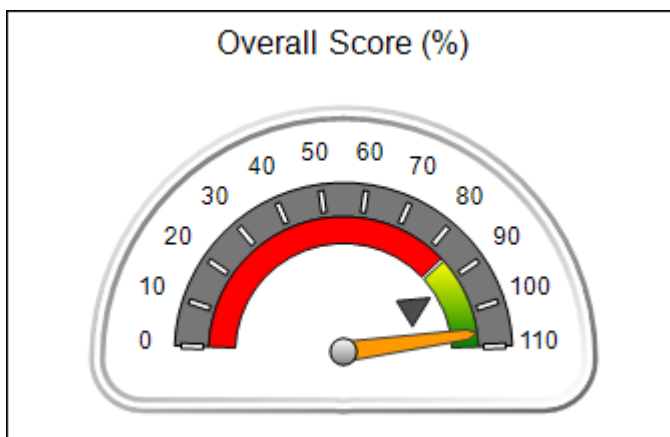
DHS, DFCS, Office of Provider Management  
**Performance-Based Placement Measures**  
**RBWO Provider GA+SCORECARD - CCI**



Report Quarter: Q2 FY2019

Provider/Program Name: Stroman Account & Property - dba My Sister's Keeper (892) - CCI			
7431 Petunia Dr., Riverdale, GA 30296	Quarterly Scores (Grades)		Current Quarter Score (Grade)
Phone: 770-994-0607	Q1: 98.65 (A+)	Q2: 106.37 (A+)	106.37% (A+)
Vendor ID# 35586	Q3: N/A	Q4: N/A	
Program Census Information:	# Children in Care During Quarter: 7	# Placements During Quarter: 7	# Children in Care On Last Day: 4
Quarterly Provider Comparisons to All CCIs			

▼ — indicates average for all CCIs





## Performance-Based Placement Measures

### RBWO Provider GA+SCORECARD - CCI

Report Quarter: Q2 FY2019

Provider/Program Name: Stroman Account & Property - dba My Sister's Keeper (892) - CCI				
7431 Petunia Dr., Riverdale, GA 30296		Quarterly Scores (Grades)		Current Quarter Score (Grade)
Phone: 770-994-0607		Q1: 98.65 (A+)	Q2: 106.37 (A+)	106.37% (A+)
Vendor ID# 35586		Q3: N/A	Q4: N/A	
Program Census Information:		# Children in Care During Quarter: 7	# Placements During Quarter: 7	# Children in Care On Last Day: 4
	Avg Performance All CCIs (%)	Provider Performance (%)*	Possible Points (Weight)	Provider Points Earned
<b>OPM Monitoring Reviews</b>				
Annual Comprehensive Reviews	86%	95%	25	23.83
Safety Reviews	91%	97%	15	14.54
<b>Monitoring Sub-Total</b>			<b>40</b>	<b>38.37</b>
<b>CCI Safety Outcomes</b>				
Incidence of Maltreatment	0.17%	No Substantiated Reports	10	10.00
Staff Training/Foundations	95%	100%	5	5.00
Staff Safety Checks	90%	100%	5	5.00
<b>Safety Sub-Total</b>			<b>20</b>	<b>20.00</b>
<b>CCI Permanency Outcomes</b>				
Placement Stability	89%	100%	15	15.00
<b>Permanency Sub-Total</b>			<b>15</b>	<b>15.00</b>
<b>CCI Well-Being Outcomes</b>				
EPSDT Medical Visits	94%	100%	4	4.00
EPSDT Dental Visits	89%	100%	4	4.00
Academic Supports	78%	100%	3	3.00
Provider ECEM Visits	68%	100%	7	7.00
Provider General Contacts	67%	100%	7	7.00
Placements with Siblings	37%	0%	Not Scored	Not Scored
Placements within Legal County	15%	0%	Not Scored	Not Scored
<b>Well-Being Sub-Total</b>			<b>25</b>	<b>25.00</b>
*Performance calculation descriptions can be found in the FY 2019 RBWO PBP Measurements and Standards Guide.				

Monitoring & Outcomes: Possible Points = 100		Points Earned = 98.37	
Score Before Incentives Credit		98.37%	
Incentives Awarded		8.00 pts	
PBP Verification		N/A pts	
Total Score		106.37%	



DHS, DFCS, Office of Provider Management  
**Performance-Based Placement Measures**  
**RBWO Provider GA+SCORECARD - CCI**



Report Quarter: Q2 FY2019

**Provider/Program Name: Stroman Account & Property - dba My Sister's Keeper (892) - CCI**

Program Census Information:		# Children in Care During Quarter: 7	# Placements During Quarter: 7	# Children in Care On Last Day: 4
CCI Incentive Credits	Avg Performance All CCIs (Points)	Provider Performance (%)*	Possible Points (Weight)	Provider Points Earned
Early EPSDT Medical Visits		100%	2	2.00
Early EPSDT Dental Visits		100%	2	2.00
Permanency Contacts		None Planned	5	
Additional Academic Supports		0%	2	0.00
HS Grad/GED/Prof or Trade Certificate/College		N/A	10/5/5/1	
EYSS Agreement		Not Eligible	5	
Community Connections		0%	4	0.00
Active Agency Accreditation		0%	4	0.00
Staff Clinical Licensure		0%	5	0.00
Behavior Management (threshold = 0)		100%	4	4.00
<b>Incentives Total</b>	<b>8.28</b>			<b>8.00</b>
Maximum total combined incentive credit allowed is 10 points.			<b>Incentives Awarded</b>	<b>8.00</b>

\*Performance calculation descriptions can be found in the FY 2019 RBWO PBP Measurements and Standards Guide.

**Child Protective Services Investigations and Dispositions**

The following investigations data, which is not used for scoring but is considered significant to a provider's performance, is from Georgia SHINES and is not considered final or complete until the end of the fiscal year.

Total Reports:	0
Number Screened In:	0
Number Screened Out:	0
Number Substantiated:	0
Number Unsubstantiated:	0
Number Active CPS Investigations:	0



**DHS, DFCS, Office of Provider Management**  
**Performance-Based Placement Measures**  
**RBWO Provider GA+SCORECARD - CCI**  
**Report Quarter: Q2 FY2019**



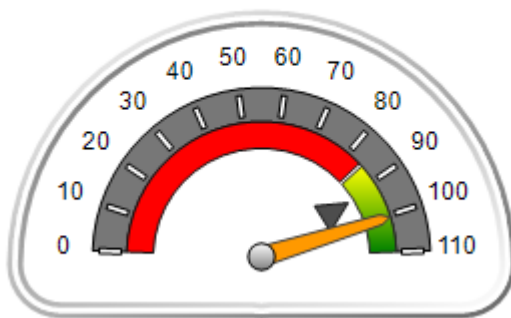
**Provider/Program Name: Sybil's House Inc. - (5328) - CCI**

893 Stafford Court, Columbus, GA 31907	Quarterly Scores (Grades)		Current Quarter Score (Grade)
Phone: 706-341-5177	Q1: 93.50 (A-)	Q2: 100.53 (A+)	<b>100.53%</b> <b>(A+)</b>
Vendor ID# 142919	Q3: N/A	Q4: N/A	
Program Census Information:	# Children in Care During Quarter: 8	# Placements During Quarter: 8	# Children in Care On Last Day: 6

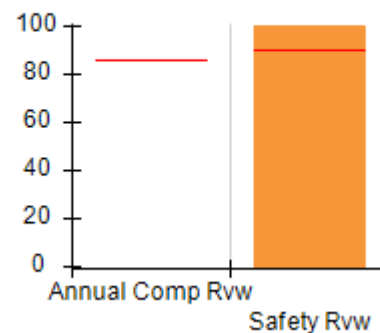
**Quarterly Provider Comparisons to All CCIs**

▼ — indicates average for all CCIs

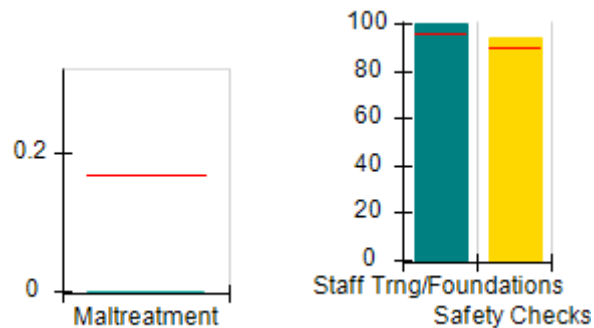
**Overall Score (%)**



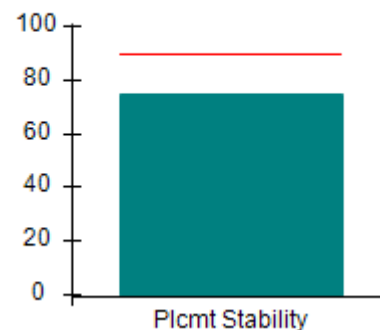
**OPM Monitoring Reviews (%)**



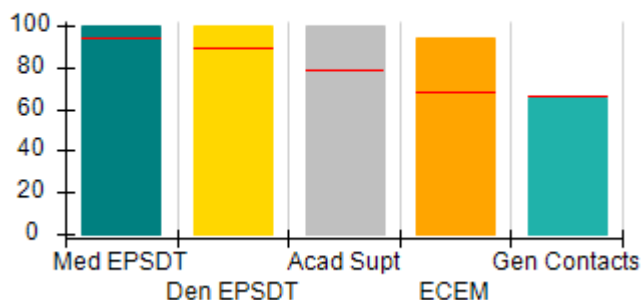
**Safety Outcomes (%)**



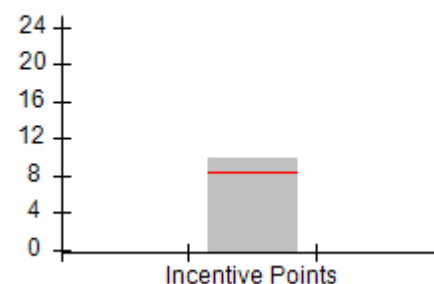
**Permanency Outcomes (%)**



**Well-Being Outcomes (%)**



**Incentives Earned (Points)**





DHS, DFCS, Office of Provider Management  
**Performance-Based Placement Measures**  
**RBWO Provider GA+SCORECARD - CCI**  
 Report Quarter: Q2 FY2019



<b>Provider/Program Name: Sybil's House Inc. - (5328) - CCI</b>				
<b>893 Stafford Court, Columbus, GA 31907</b>		<b>Quarterly Scores (Grades)</b>		<b>Current Quarter Score (Grade)</b>
<b>Phone: 706-341-5177</b>		<b>Q1: 93.50 (A-)</b>	<b>Q2: 100.53 (A+)</b>	<b>100.53% (A+)</b>
<b>Vendor ID# 142919</b>		<b>Q3: N/A</b>	<b>Q4: N/A</b>	
Program Census Information:		# Children in Care During Quarter: 8	# Placements During Quarter: 8	# Children in Care On Last Day: 6
	<b>Avg Performance All CCIs (%)</b>	<b>Provider Performance (%)*</b>	<b>Possible Points (Weight)</b>	<b>Provider Points Earned</b>
<b>OPM Monitoring Reviews</b>				
Annual Comprehensive Reviews	86%	Not Yet Conducted		
Safety Reviews	91%	100%	15	15.00
<b>Monitoring Sub-Total</b>			<b>15</b>	<b>15.00</b>
<b>CCI Safety Outcomes</b>				
Incidence of Maltreatment	0.17%	No Substantiated Reports	10	10.00
Staff Training/Foundations	95%	100%	5	5.00
Staff Safety Checks	90%	94%	5	4.70
<b>Safety Sub-Total</b>			<b>20</b>	<b>19.70</b>
<b>CCI Permanency Outcomes</b>				
Placement Stability	89%	75%	15	11.25
<b>Permanency Sub-Total</b>			<b>15</b>	<b>11.25</b>
<b>CCI Well-Being Outcomes</b>				
EPSDT Medical Visits	94%	100%	4	4.00
EPSDT Dental Visits	89%	100%	4	4.00
Academic Supports	78%	100%	3	3.00
Provider ECEM Visits	68%	94%	7	6.58
Provider General Contacts	67%	65%	7	4.55
Placements with Siblings	37%	0%	Not Scored	Not Scored
Placements within Legal County	15%	0%	Not Scored	Not Scored
<b>Well-Being Sub-Total</b>			<b>25</b>	<b>22.13</b>
*Performance calculation descriptions can be found in the FY 2019 RBWO PBP Measurements and Standards Guide.				

<b>Monitoring &amp; Outcomes: Possible Points = 75</b>		<b>Points Earned = 68.08</b>	
<b>Score Before Incentives Credit</b>			<b>90.77%</b>
<b>Incentives Awarded</b>			<b>9.76 pts</b>
<b>PBP Verification</b>			<b>N/A pts</b>
<b>Total Score</b>			<b>100.53%</b>



**DHS, DFCS, Office of Provider Management**  
**Performance-Based Placement Measures**  
**RBWO Provider GA+SCORECARD - CCI**  
**Report Quarter: Q2 FY2019**



**Provider/Program Name: Sybil's House Inc. - (5328) - CCI**

Program Census Information:		# Children in Care During Quarter: 8	# Placements During Quarter: 8	# Children in Care On Last Day: 6
CCI Incentive Credits	Avg Performance All CCIs (Points)	Provider Performance (%)*	Possible Points (Weight)	Provider Points Earned
Early EPSDT Medical Visits		100%	2	2.00
Early EPSDT Dental Visits		100%	2	2.00
Permanency Contacts		0%	5	0.00
Additional Academic Supports		88%	2	1.76
HS Grad/GED/Prof or Trade Certificate/College		N/A	10/5/5/1	
EYSS Agreement		Not Eligible	5	
Community Connections		0%	4	0.00
Active Agency Accreditation		0%	4	0.00
Staff Clinical Licensure		0%	5	0.00
Behavior Management (threshold = 0)		100%	4	4.00
<b>Incentives Total</b>	<b>8.28</b>			<b>9.76</b>
Maximum total combined incentive credit allowed is 10 points.			<b>Incentives Awarded</b>	<b>9.76</b>

\*Performance calculation descriptions can be found in the FY 2019 RBWO PBP Measurements and Standards Guide.

**Child Protective Services Investigations and Dispositions**

The following investigations data, which is not used for scoring but is considered significant to a provider's performance, is from Georgia SHINES and is not considered final or complete until the end of the fiscal year.

Total Reports:	0
Number Screened In:	0
Number Screened Out:	0
Number Substantiated:	0
Number Unsubstantiated:	1
Number Active CPS Investigations:	-1





DHS, DFCS, Office of Provider Management

## Performance-Based Placement Measures

### RBWO Provider GA+SCORECARD - CCI

Report Quarter: Q2 FY2019



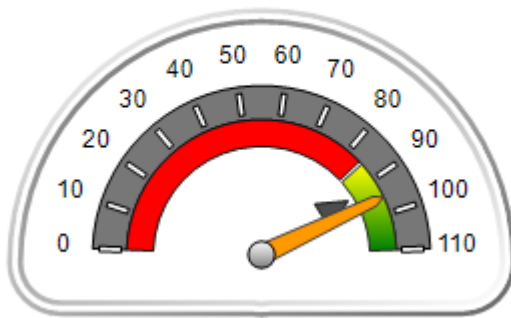
**Provider/Program Name: Taking A Step Beyond - (5158) - CCI**

1509 Brown Road, Hephzibah, GA 30815	Quarterly Scores (Grades)		Current Quarter Score (Grade)
Phone: 706-496-2709	Q1: 87.55 (B+)	Q2: 95.45 (A)	<b>95.45% (A)</b>
Vendor ID# 118236	Q3: N/A	Q4: N/A	
Program Census Information:	# Children in Care During Quarter: 13	# Placements During Quarter: 13	# Children in Care On Last Day: 10

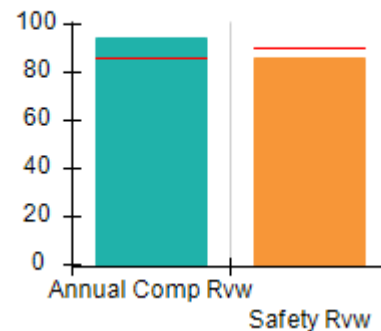
### Quarterly Provider Comparisons to All CCIs

▼ — indicates average for all CCIs

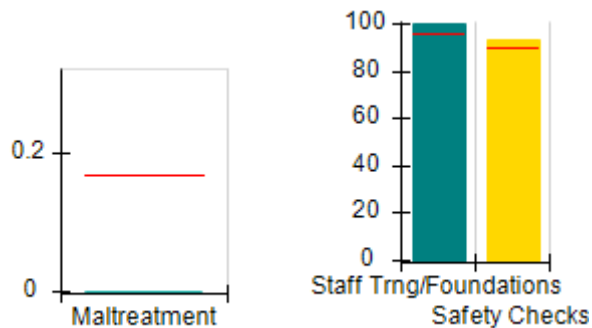
Overall Score (%)



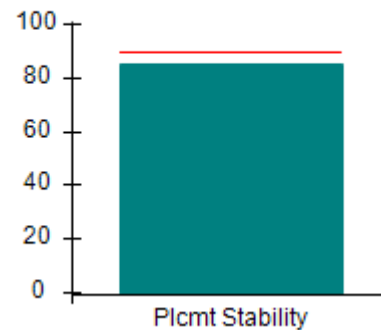
OPM Monitoring Reviews (%)



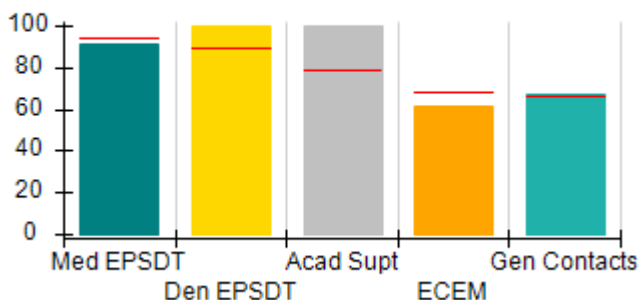
Safety Outcomes (%)



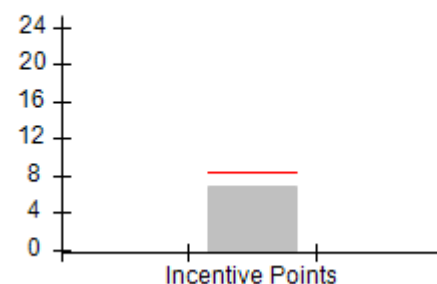
Permanency Outcomes (%)



Well-Being Outcomes (%)



Incentives Earned (Points)





DHS, DFCS, Office of Provider Management  
**Performance-Based Placement Measures**  
**RBWO Provider GA+SCORECARD - CCI**  
 Report Quarter: Q2 FY2019



**Provider/Program Name: Taking A Step Beyond - (5158) - CCI**

1509 Brown Road, Hephzibah, GA 30815	Quarterly Scores (Grades)		Current Quarter Score (Grade)
Phone: 706-496-2709	Q1: 87.55 (B+)	Q2: 95.45 (A)	<b>95.45%</b> <b>(A)</b>
Vendor ID# 118236	Q3: N/A	Q4: N/A	

Program Census Information:	# Children in Care During Quarter: 13	# Placements During Quarter: 13	# Children in Care On Last Day: 10
-----------------------------	---------------------------------------	---------------------------------	------------------------------------

	Avg Performance All CCIs (%)	Provider Performance (%)*	Possible Points (Weight)	Provider Points Earned
--	------------------------------	---------------------------	--------------------------	------------------------

**OPM Monitoring Reviews**

Annual Comprehensive Reviews	86%	95%	25	23.69
Safety Reviews	91%	86%	15	12.93
<b>Monitoring Sub-Total</b>			<b>40</b>	<b>36.61</b>

**CCI Safety Outcomes**

Incidence of Maltreatment	0.17%	No Substantiated Reports	10	10.00
Staff Training/Foundations	95%	100%	5	5.00
Staff Safety Checks	90%	93%	5	4.65
<b>Safety Sub-Total</b>			<b>20</b>	<b>19.65</b>

**CCI Permanency Outcomes**

Placement Stability	89%	85%	15	12.75
<b>Permanency Sub-Total</b>			<b>15</b>	<b>12.75</b>

**CCI Well-Being Outcomes**

EPSDT Medical Visits	94%	91%	4	3.64
EPSDT Dental Visits	89%	100%	4	4.00
Academic Supports	78%	100%	3	3.00
Provider ECEM Visits	68%	61%	7	4.27
Provider General Contacts	67%	67%	7	4.69
Placements with Siblings	37%	0%	Not Scored	Not Scored
Placements within Legal County	15%	25%	Not Scored	Not Scored
<b>Well-Being Sub-Total</b>			<b>25</b>	<b>19.60</b>

\*Performance calculation descriptions can be found in the FY 2019 RBWO PBP Measurements and Standards Guide.

<b>Monitoring &amp; Outcomes: Possible Points = 100</b>	<b>Points Earned = 88.61</b>
<b>Score Before Incentives Credit</b>	<b>88.61%</b>
<b>Incentives Awarded</b>	<b>6.84 pts</b>
<b>PBP Verification</b>	<b>N/A pts</b>
<b>Total Score</b>	<b>95.45%</b>



**DHS, DFCS, Office of Provider Management**  
**Performance-Based Placement Measures**  
**RBWO Provider GA+SCORECARD - CCI**  
**Report Quarter: Q2 FY2019**



**Provider/Program Name: Taking A Step Beyond - (5158) - CCI**

Program Census Information:		# Children in Care During Quarter: 13	# Placements During Quarter: 13	# Children in Care On Last Day: 10
CCI Incentive Credits	Avg Performance All CCIs (Points)	Provider Performance (%)*	Possible Points (Weight)	Provider Points Earned
Early EPSDT Medical Visits		0%	2	0.00
Early EPSDT Dental Visits		83%	2	1.66
Permanency Contacts		None Planned	5	
Additional Academic Supports		59%	2	1.18
HS Grad/GED/Prof or Trade Certificate/College		N/A	10/5/5/1	
EYSS Agreement		0%	5	0.00
Community Connections		0%	4	0.00
Active Agency Accreditation		0%	4	0.00
Staff Clinical Licensure		0%	5	0.00
Behavior Management (threshold = 0)		100%	4	4.00
<b>Incentives Total</b>	<b>8.28</b>			<b>6.84</b>
Maximum total combined incentive credit allowed is 10 points.			<b>Incentives Awarded</b>	<b>6.84</b>

\*Performance calculation descriptions can be found in the FY 2019 RBWO PBP Measurements and Standards Guide.

**Child Protective Services Investigations and Dispositions**

The following investigations data, which is not used for scoring but is considered significant to a provider's performance, is from Georgia SHINES and is not considered final or complete until the end of the fiscal year.

Total Reports:	0
Number Screened In:	0
Number Screened Out:	0
Number Substantiated:	0
Number Unsubstantiated:	0
Number Active CPS Investigations:	0



# Performance-Based Placement Measures

## RBWO Provider GA+SCORECARD - CCI

Report Quarter: Q2 FY2019

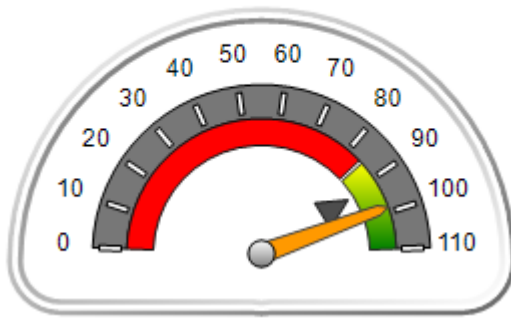
**Provider/Program Name: Testament Health & Counseling Services, LLC - Testament House (5197) - CCI**

6907 Tara Blvd, Jonesboro, GA 30236	Quarterly Scores (Grades)		Current Quarter Score (Grade)
Phone: 404-800-6160	Q1: 82.78 (B-)	Q2: 98.62 (A+)	<b>98.62%</b> <b>(A+)</b>
Vendor ID# 125386	Q3: N/A	Q4: N/A	
Program Census Information:	# Children in Care During Quarter: 18	# Placements During Quarter: 19	# Children in Care On Last Day: 11

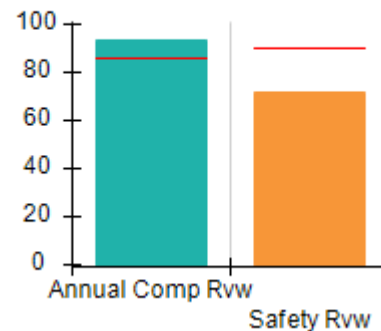
### Quarterly Provider Comparisons to All CCIs

indicates average for all CCIs

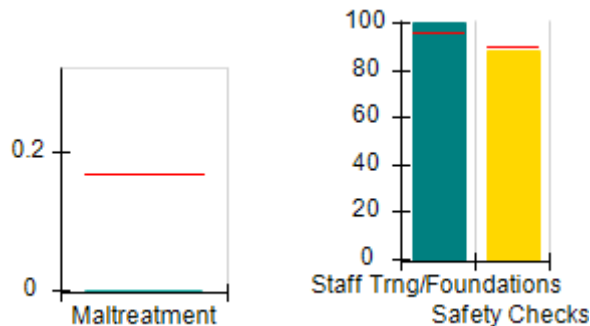
Overall Score (%)



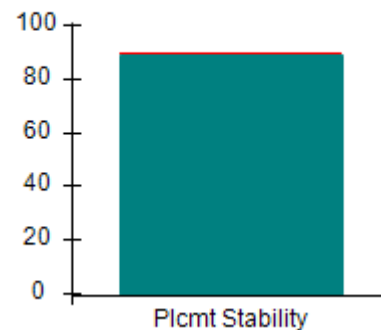
OPM Monitoring Reviews (%)



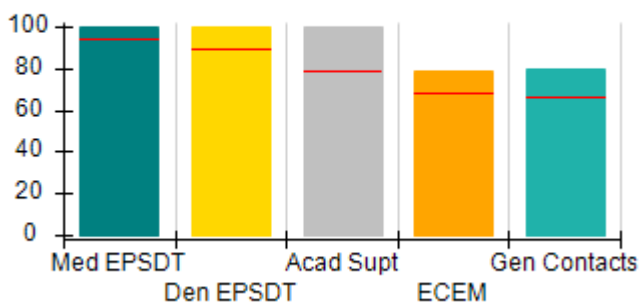
Safety Outcomes (%)



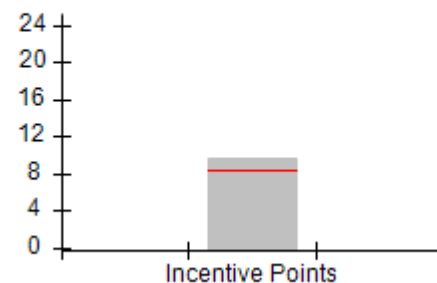
Permanency Outcomes (%)



Well-Being Outcomes (%)



Incentives Earned (Points)





**Performance-Based Placement Measures**  
**RBWO Provider GA+SCORECARD - CCI**

Report Quarter: Q2 FY2019

Provider/Program Name: Testament Health & Counseling Services, LLC - Testament House (5197) - CCI				
6907 Tara Blvd, Jonesboro, GA 30236		Quarterly Scores (Grades)		Current Quarter Score (Grade)
Phone: 404-800-6160		Q1: 82.78 (B-)	Q2: 98.62 (A+)	<b>98.62%</b> <b>(A+)</b>
Vendor ID# 125386		Q3: N/A	Q4: N/A	
Program Census Information:		# Children in Care During Quarter: 18	# Placements During Quarter: 19	# Children in Care On Last Day: 11
	Avg Performance All CCIs (%)	Provider Performance (%)*	Possible Points (Weight)	Provider Points Earned
<b>OPM Monitoring Reviews</b>				
Annual Comprehensive Reviews	86%	94%	25	23.38
Safety Reviews	91%	71%	15	10.72
<b>Monitoring Sub-Total</b>			<b>40</b>	<b>34.10</b>
<b>CCI Safety Outcomes</b>				
Incidence of Maltreatment	0.17%	No Substantiated Reports	10	10.00
Staff Training/Foundations	95%	100%	5	5.00
Staff Safety Checks	90%	88%	5	4.40
<b>Safety Sub-Total</b>			<b>20</b>	<b>19.40</b>
<b>CCI Permanency Outcomes</b>				
Placement Stability	89%	89%	15	13.35
<b>Permanency Sub-Total</b>			<b>15</b>	<b>13.35</b>
<b>CCI Well-Being Outcomes</b>				
EPSDT Medical Visits	94%	100%	4	4.00
EPSDT Dental Visits	89%	100%	4	4.00
Academic Supports	78%	100%	3	3.00
Provider ECEM Visits	68%	79%	7	5.53
Provider General Contacts	67%	80%	7	5.60
Placements with Siblings	37%	67%	Not Scored	Not Scored
Placements within Legal County	15%	0%	Not Scored	Not Scored
<b>Well-Being Sub-Total</b>			<b>25</b>	<b>22.13</b>
*Performance calculation descriptions can be found in the FY 2019 RBWO PBP Measurements and Standards Guide.				

<b>Monitoring &amp; Outcomes: Possible Points = 100</b>		<b>Points Earned = 88.98</b>	
<b>Score Before Incentives Credit</b>			<b>88.98%</b>
<b>Incentives Awarded</b>			<b>9.64 pts</b>
<b>PBP Verification</b>			<b>N/A pts</b>
<b>Total Score</b>			<b>98.62%</b>



**DHS, DFCS, Office of Provider Management**  
**Performance-Based Placement Measures**  
**RBWO Provider GA+SCORECARD - CCI**



**Report Quarter: Q2 FY2019**

**Provider/Program Name: Testament Health & Counseling Services, LLC - Testament House (5197) - CCI**

Program Census Information:		# Children in Care During Quarter: 18	# Placements During Quarter: 19	# Children in Care On Last Day: 11
CCI Incentive Credits	Avg Performance All CCIs (Points)	Provider Performance (%)*	Possible Points (Weight)	Provider Points Earned
Early EPSDT Medical Visits		100%	2	2.00
Early EPSDT Dental Visits		100%	2	2.00
Permanency Contacts		None Planned	5	
Additional Academic Supports		82%	2	1.64
HS Grad/GED/Prof or Trade Certificate/College		N/A	10/5/5/1	
EYSS Agreement		Not Eligible	5	
Community Connections		0%	4	0.00
Active Agency Accreditation		0%	4	0.00
Staff Clinical Licensure		0%	5	0.00
Behavior Management (threshold = 0)		100%	4	4.00
<b>Incentives Total</b>	<b>8.28</b>			<b>9.64</b>
Maximum total combined incentive credit allowed is 10 points.			<b>Incentives Awarded</b>	<b>9.64</b>

\*Performance calculation descriptions can be found in the FY 2019 RBWO PBP Measurements and Standards Guide.

**Child Protective Services Investigations and Dispositions**

The following investigations data, which is not used for scoring but is considered significant to a provider's performance, is from Georgia SHINES and is not considered final or complete until the end of the fiscal year.

Total Reports:	2
Number Screened In:	1
Number Screened Out:	1
Number Substantiated:	0
Number Unsubstantiated:	0
Number Active CPS Investigations:	1



DHS, DFCS, Office of Provider Management

## Performance-Based Placement Measures

### RBWO Provider GA+SCORECARD - CCI



Report Quarter: Q2 FY2019

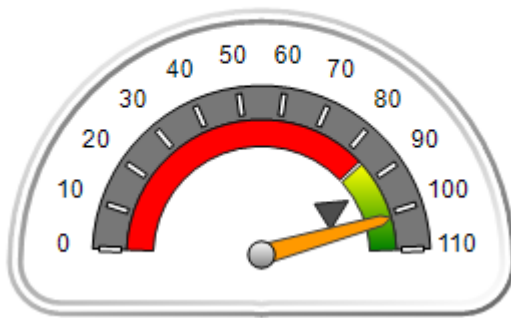
**Provider/Program Name: The Lillie Home - The Lillie Home (5282) - CCI**

522 Country Club Rd , Dublin, GA 31021	Quarterly Scores (Grades)		Current Quarter Score (Grade)
Phone: 478-279-3174	Q1: 104.52 (A+)	Q2: 101.35 (A+)	<b>101.35% (A+)</b>
Vendor ID# 131236	Q3: N/A	Q4: N/A	
Program Census Information:	# Children in Care During Quarter: 9	# Placements During Quarter: 9	# Children in Care On Last Day: 7

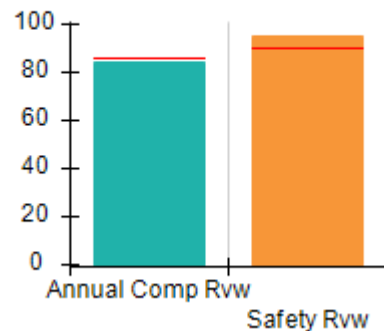
### Quarterly Provider Comparisons to All CCIs

▼ indicates average for all CCIs

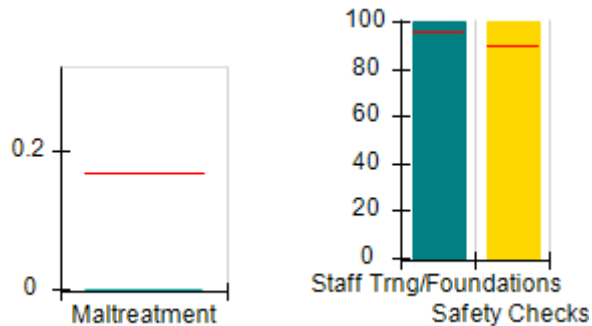
Overall Score (%)



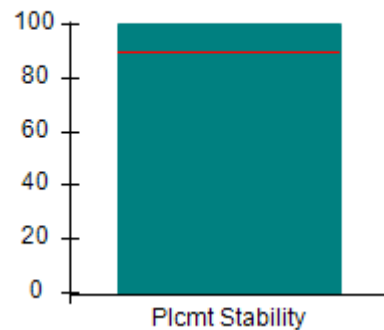
OPM Monitoring Reviews (%)



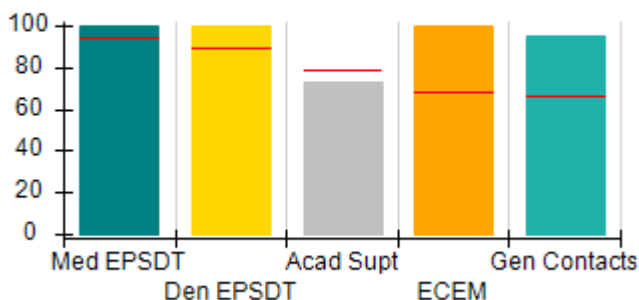
Safety Outcomes (%)



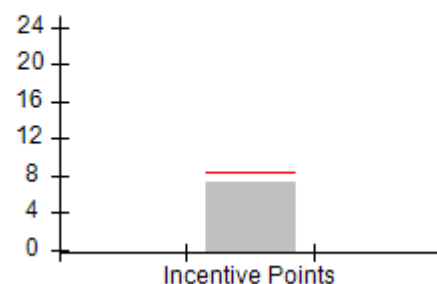
Permanency Outcomes (%)



Well-Being Outcomes (%)



Incentives Earned (Points)





DHS, DFCS, Office of Provider Management  
**Performance-Based Placement Measures**  
**RBWO Provider GA+SCORECARD - CCI**  
 Report Quarter: Q2 FY2019



**Provider/Program Name: The Lillie Home - The Lillie Home (5282) - CCI**

522 Country Club Rd , Dublin, GA 31021	Quarterly Scores (Grades)		Current Quarter Score (Grade)
Phone: 478-279-3174	Q1: 104.52 (A+)	Q2: 101.35 (A+)	<b>101.35% (A+)</b>
Vendor ID# 131236	Q3: N/A	Q4: N/A	

Program Census Information:	# Children in Care During Quarter: 9	# Placements During Quarter: 9	# Children in Care On Last Day: 7
-----------------------------	--------------------------------------	--------------------------------	-----------------------------------

	Avg Performance All CCIs (%)	Provider Performance (%)*	Possible Points (Weight)	Provider Points Earned
--	------------------------------	---------------------------	--------------------------	------------------------

**OPM Monitoring Reviews**

Annual Comprehensive Reviews	86%	84%	25	21.01
Safety Reviews	91%	95%	15	14.25
<b>Monitoring Sub-Total</b>			<b>40</b>	<b>35.26</b>

**CCI Safety Outcomes**

Incidence of Maltreatment	0.17%	No Substantiated Reports	10	10.00
Staff Training/Foundations	95%	100%	5	5.00
Staff Safety Checks	90%	100%	5	5.00
<b>Safety Sub-Total</b>			<b>20</b>	<b>20.00</b>

**CCI Permanency Outcomes**

Placement Stability	89%	100%	15	15.00
<b>Permanency Sub-Total</b>			<b>15</b>	<b>15.00</b>

**CCI Well-Being Outcomes**

EPSDT Medical Visits	94%	100%	4	4.00
EPSDT Dental Visits	89%	100%	4	4.00
Academic Supports	78%	73%	3	2.19
Provider ECEM Visits	68%	100%	7	7.00
Provider General Contacts	67%	95%	7	6.65
Placements with Siblings	37%	0%	Not Scored	Not Scored
Placements within Legal County	15%	0%	Not Scored	Not Scored
<b>Well-Being Sub-Total</b>			<b>25</b>	<b>23.84</b>

\*Performance calculation descriptions can be found in the FY 2019 RBWO PBP Measurements and Standards Guide.

<b>Monitoring &amp; Outcomes: Possible Points = 100</b>	<b>Points Earned = 94.10</b>
<b>Score Before Incentives Credit</b>	<b>94.10%</b>
<b>Incentives Awarded</b>	<b>7.25 pts</b>
<b>PBP Verification</b>	<b>N/A pts</b>
<b>Total Score</b>	<b>101.35%</b>





**DHS, DFCS, Office of Provider Management**  
**Performance-Based Placement Measures**  
**RBWO Provider GA+SCORECARD - CCI**  
**Report Quarter: Q2 FY2019**



**Provider/Program Name: The Lillie Home - The Lillie Home (5282) - CCI**

Program Census Information:		# Children in Care During Quarter: 9	# Placements During Quarter: 9	# Children in Care On Last Day: 7
CCI Incentive Credits	Avg Performance All CCIs (Points)	Provider Performance (%)*	Possible Points (Weight)	Provider Points Earned
Early EPSDT Medical Visits		100%	2	2.00
Early EPSDT Dental Visits		Not Eligible	2	
Permanency Contacts		25%	5	1.25
Additional Academic Supports		0%	2	0.00
HS Grad/GED/Prof or Trade Certificate/College		N/A	10/5/5/1	
EYSS Agreement		Not Eligible	5	
Community Connections		0%	4	0.00
Active Agency Accreditation		0%	4	0.00
Staff Clinical Licensure		0%	5	0.00
Behavior Management (threshold = 0)		100%	4	4.00
<b>Incentives Total</b>	<b>8.28</b>			<b>7.25</b>
Maximum total combined incentive credit allowed is 10 points.			<b>Incentives Awarded</b>	<b>7.25</b>

\*Performance calculation descriptions can be found in the FY 2019 RBWO PBP Measurements and Standards Guide.

**Child Protective Services Investigations and Dispositions**

The following investigations data, which is not used for scoring but is considered significant to a provider's performance, is from Georgia SHINES and is not considered final or complete until the end of the fiscal year.

Total Reports:	0
Number Screened In:	0
Number Screened Out:	0
Number Substantiated:	0
Number Unsubstantiated:	0
Number Active CPS Investigations:	0

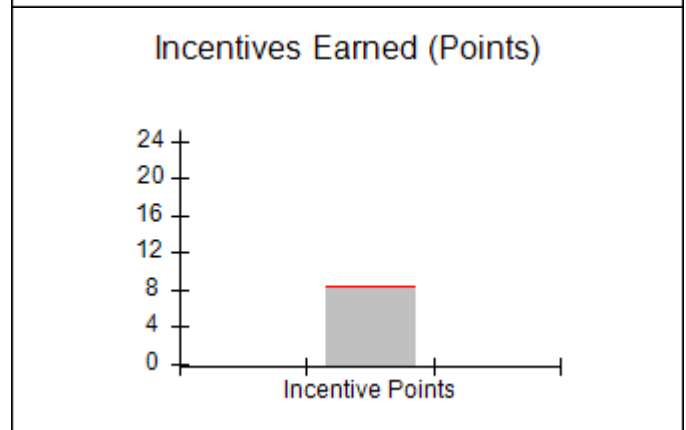
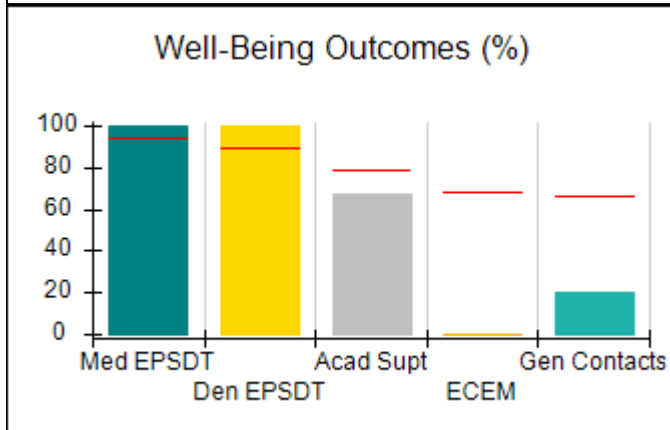
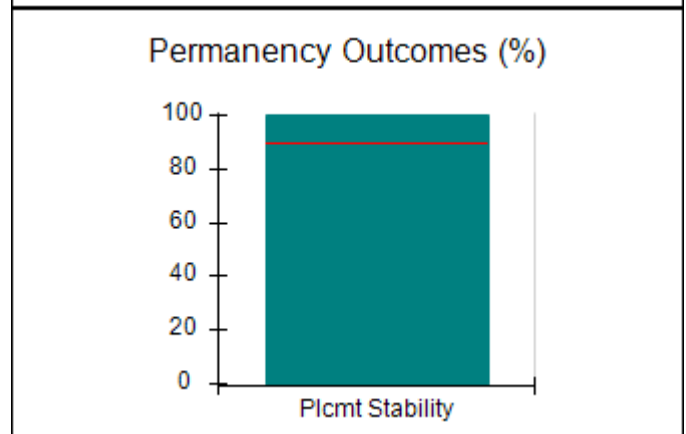
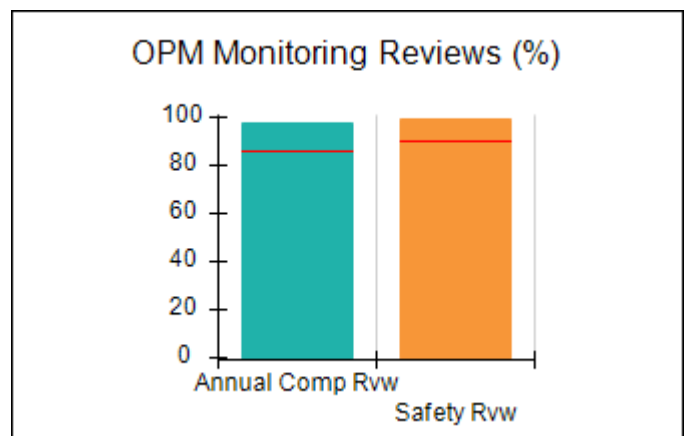
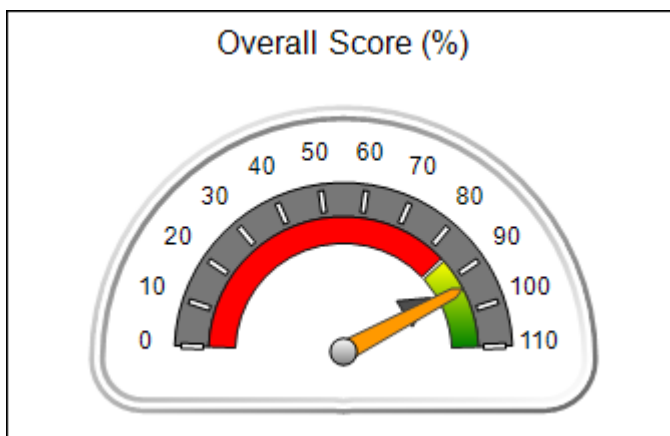


**DHS, DFCS, Office of Provider Management**  
**Performance-Based Placement Measures**  
**RBWO Provider GA+SCORECARD - CCI**  
**Report Quarter: Q2 FY2019**



Provider/Program Name: Treutlen House at New Ebenezer, Inc. - (4228) - CCI			
131 Old Augusta Road, Central Rincon, GA 31326	Quarterly Scores (Grades)		Current Quarter Score (Grade)
Phone: 912-754-9797	Q1: 96.02 (A)	Q2: 93.81 (A-)	<b>93.81%</b> <b>(A-)</b>
Vendor ID# 79727	Q3: N/A	Q4: N/A	
Program Census Information:	# Children in Care During Quarter: 9	# Placements During Quarter: 9	# Children in Care On Last Day: 7
Quarterly Provider Comparisons to All CCIs			

▼ — indicates average for all CCIs





DHS, DFCS, Office of Provider Management  
**Performance-Based Placement Measures**  
**RBWO Provider GA+SCORECARD - CCI**  
 Report Quarter: Q2 FY2019



<b>Provider/Program Name: Treutlen House at New Ebenezer, Inc. - (4228) - CCI</b>				
<b>131 Old Augusta Road, Central Rincon, GA 31326</b>		<b>Quarterly Scores (Grades)</b>		<b>Current Quarter Score (Grade)</b>
<b>Phone: 912-754-9797</b>		<b>Q1: 96.02 (A)</b>	<b>Q2: 93.81 (A-)</b>	<b>93.81% (A-)</b>
<b>Vendor ID# 79727</b>		<b>Q3: N/A</b>	<b>Q4: N/A</b>	
Program Census Information:		# Children in Care During Quarter: 9	# Placements During Quarter: 9	# Children in Care On Last Day: 7
	<b>Avg Performance All CCIs (%)</b>	<b>Provider Performance (%)*</b>	<b>Possible Points (Weight)</b>	<b>Provider Points Earned</b>
<b>OPM Monitoring Reviews</b>				
Annual Comprehensive Reviews	86%	98%	25	24.38
Safety Reviews	91%	99%	15	14.88
<b>Monitoring Sub-Total</b>			<b>40</b>	<b>39.26</b>
<b>CCI Safety Outcomes</b>				
Incidence of Maltreatment	0.17%	No Substantiated Reports	10	10.00
Staff Training/Foundations	95%	100%	5	5.00
Staff Safety Checks	90%	100%	5	5.00
<b>Safety Sub-Total</b>			<b>20</b>	<b>20.00</b>
<b>CCI Permanency Outcomes</b>				
Placement Stability	89%	100%	15	15.00
<b>Permanency Sub-Total</b>			<b>15</b>	<b>15.00</b>
<b>CCI Well-Being Outcomes</b>				
EPSDT Medical Visits	94%	100%	4	4.00
EPSDT Dental Visits	89%	100%	4	4.00
Academic Supports	78%	67%	3	2.01
Provider ECEM Visits	68%	0%	7	0.00
Provider General Contacts	67%	20%	7	1.40
Placements with Siblings	37%	0%	Not Scored	Not Scored
Placements within Legal County	15%	0%	Not Scored	Not Scored
<b>Well-Being Sub-Total</b>			<b>25</b>	<b>11.41</b>
*Performance calculation descriptions can be found in the FY 2019 RBWO PBP Measurements and Standards Guide.				

<b>Monitoring &amp; Outcomes: Possible Points = 100</b>		<b>Points Earned = 85.67</b>	
<b>Score Before Incentives Credit</b>			<b>85.67%</b>
<b>Incentives Awarded</b>			<b>8.14 pts</b>
<b>PBP Verification</b>			<b>N/A pts</b>
<b>Total Score</b>			<b>93.81%</b>



**DHS, DFCS, Office of Provider Management**  
**Performance-Based Placement Measures**  
**RBWO Provider GA+SCORECARD - CCI**  
**Report Quarter: Q2 FY2019**



**Provider/Program Name: Treutlen House at New Ebenezer, Inc. - (4228) - CCI**

Program Census Information:		# Children in Care During Quarter: 9	# Placements During Quarter: 9	# Children in Care On Last Day: 7
CCI Incentive Credits	Avg Performance All CCIs (Points)	Provider Performance (%)*	Possible Points (Weight)	Provider Points Earned
Early EPSDT Medical Visits		100%	2	2.00
Early EPSDT Dental Visits		100%	2	2.00
Permanency Contacts		None Planned	5	
Additional Academic Supports		7%	2	0.14
HS Grad/GED/Prof or Trade Certificate/College		N/A	10/5/5/1	
EYSS Agreement		Not Eligible	5	
Community Connections		0%	4	0.00
Active Agency Accreditation		0%	4	0.00
Staff Clinical Licensure		0%	5	0.00
Behavior Management (threshold = 0)		100%	4	4.00
<b>Incentives Total</b>	<b>8.28</b>			<b>8.14</b>
Maximum total combined incentive credit allowed is 10 points.			<b>Incentives Awarded</b>	<b>8.14</b>

\*Performance calculation descriptions can be found in the FY 2019 RBWO PBP Measurements and Standards Guide.

**Child Protective Services Investigations and Dispositions**

The following investigations data, which is not used for scoring but is considered significant to a provider's performance, is from Georgia SHINES and is not considered final or complete until the end of the fiscal year.

Total Reports:	0
Number Screened In:	0
Number Screened Out:	0
Number Substantiated:	0
Number Unsubstantiated:	0
Number Active CPS Investigations:	0

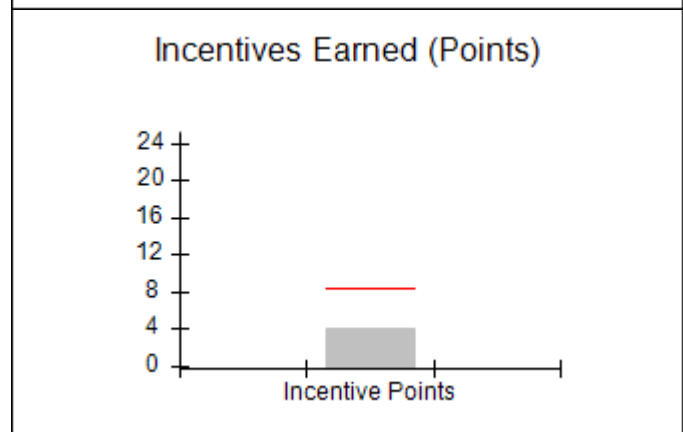
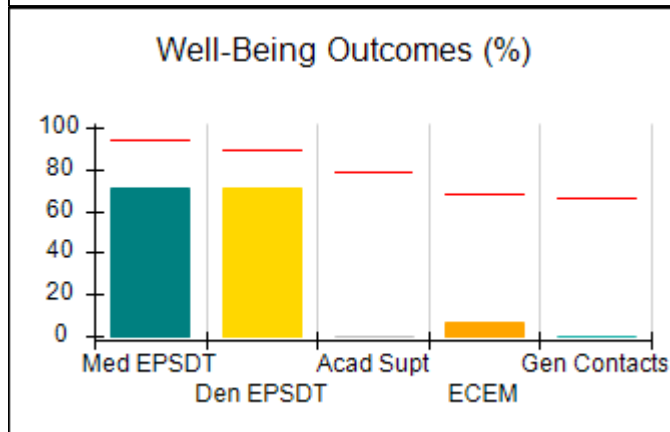
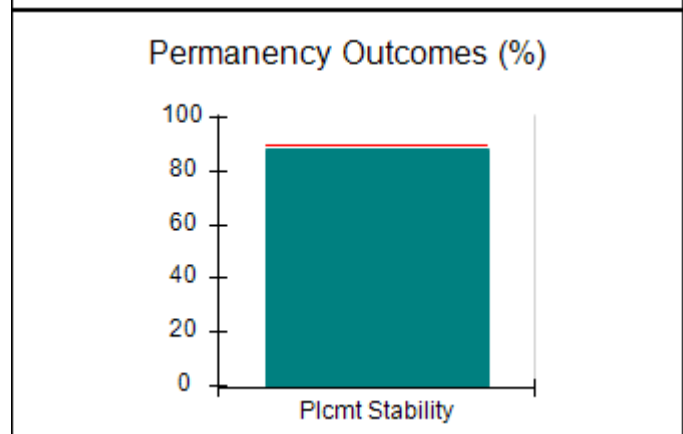
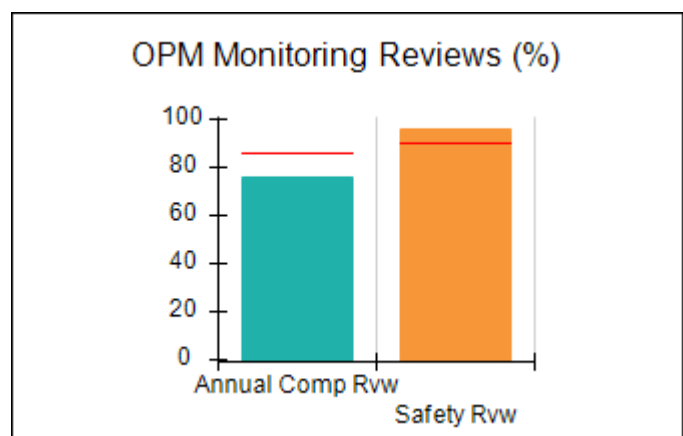
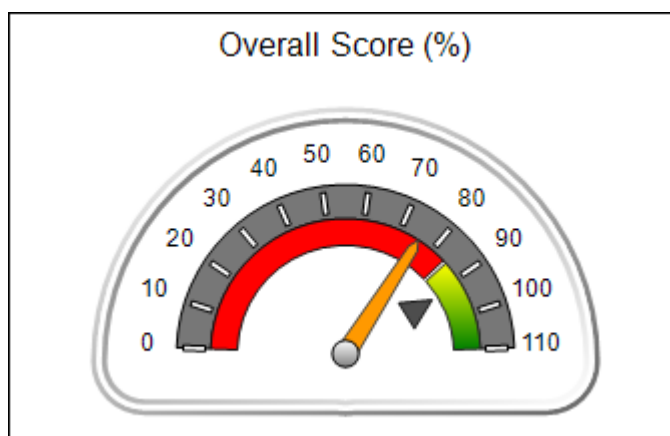


DHS, DFCS, Office of Provider Management  
**Performance-Based Placement Measures**  
**RBWO Provider GA+SCORECARD - CCI**  
 Report Quarter: Q2 FY2019



<b>Provider/Program Name: Turning Point Homes - Ahmonie's Cottage (1003) - CCI</b>			
<b>3847 Waldrop Road, Decatur, GA 30034</b>	<b>Quarterly Scores (Grades)</b>		<b>Current Quarter Score (Grade)</b>
<b>Phone: 770-808-3714</b>	<b>Q1: 78.32 (C+)</b>	<b>Q2: 75.49 (C)</b>	<b>75.49% (C)</b>
<b>Vendor ID# 51758</b>	<b>Q3: N/A</b>	<b>Q4: N/A</b>	
Program Census Information:	# Children in Care During Quarter: 8	# Placements During Quarter: 8	# Children in Care On Last Day: 5
<b>Quarterly Provider Comparisons to All CCIs</b>			

▼ — indicates average for all CCIs





DHS, DFCS, Office of Provider Management  
**Performance-Based Placement Measures**  
**RBWO Provider GA+SCORECARD - CCI**  
 Report Quarter: Q2 FY2019



<b>Provider/Program Name: Turning Point Homes - Ahmonie's Cottage (1003) - CCI</b>				
<b>3847 Waldrop Road, Decatur, GA 30034</b>		<b>Quarterly Scores (Grades)</b>		<b>Current Quarter Score (Grade)</b>
<b>Phone: 770-808-3714</b>		<b>Q1: 78.32 (C+)</b>	<b>Q2: 75.49 (C)</b>	<b>75.49% (C)</b>
<b>Vendor ID# 51758</b>		<b>Q3: N/A</b>	<b>Q4: N/A</b>	
Program Census Information:		# Children in Care During Quarter: 8	# Placements During Quarter: 8	# Children in Care On Last Day: 5
	<b>Avg Performance All CCIs (%)</b>	<b>Provider Performance (%)*</b>	<b>Possible Points (Weight)</b>	<b>Provider Points Earned</b>
<b>OPM Monitoring Reviews</b>				
Annual Comprehensive Reviews	86%	76%	25	18.92
Safety Reviews	91%	96%	15	14.40
<b>Monitoring Sub-Total</b>			<b>40</b>	<b>33.32</b>
<b>CCI Safety Outcomes</b>				
Incidence of Maltreatment	0.17%	No Substantiated Reports	10	10.00
Staff Training/Foundations	95%	88%	5	4.40
Staff Safety Checks	90%	88%	5	4.40
<b>Safety Sub-Total</b>			<b>20</b>	<b>18.80</b>
<b>CCI Permanency Outcomes</b>				
Placement Stability	89%	88%	15	13.20
<b>Permanency Sub-Total</b>			<b>15</b>	<b>13.20</b>
<b>CCI Well-Being Outcomes</b>				
EPSDT Medical Visits	94%	71%	4	2.84
EPSDT Dental Visits	89%	71%	4	2.84
Academic Supports	78%	0%	3	0.00
Provider ECEM Visits	68%	7%	7	0.49
Provider General Contacts	67%	0%	7	0.00
Placements with Siblings	37%	60%	Not Scored	Not Scored
Placements within Legal County	15%	50%	Not Scored	Not Scored
<b>Well-Being Sub-Total</b>			<b>25</b>	<b>6.17</b>
*Performance calculation descriptions can be found in the FY 2019 RBWO PBP Measurements and Standards Guide.				

<b>Monitoring &amp; Outcomes: Possible Points = 100</b>		<b>Points Earned = 71.49</b>	
<b>Score Before Incentives Credit</b>			<b>71.49%</b>
<b>Incentives Awarded</b>			<b>4.00 pts</b>
<b>PBP Verification</b>			<b>N/A pts</b>
<b>Total Score</b>			<b>75.49%</b>



**DHS, DFCS, Office of Provider Management**  
**Performance-Based Placement Measures**  
**RBWO Provider GA+SCORECARD - CCI**



**Report Quarter: Q2 FY2019**

**Provider/Program Name: Turning Point Homes - Ahmonie's Cottage (1003) - CCI**

Program Census Information:		# Children in Care During Quarter: 8	# Placements During Quarter: 8	# Children in Care On Last Day: 5
CCI Incentive Credits	Avg Performance All CCIs (Points)	Provider Performance (%)*	Possible Points (Weight)	Provider Points Earned
Early EPSDT Medical Visits		0%	2	0.00
Early EPSDT Dental Visits		0%	2	0.00
Permanency Contacts		0%	5	0.00
Additional Academic Supports		0%	2	0.00
HS Grad/GED/Prof or Trade Certificate/College		N/A	10/5/5/1	
EYSS Agreement		Not Eligible	5	
Community Connections		0%	4	0.00
Active Agency Accreditation		0%	4	0.00
Staff Clinical Licensure		0%	5	0.00
Behavior Management (threshold = 0)		100%	4	4.00
<b>Incentives Total</b>	<b>8.28</b>			<b>4.00</b>
Maximum total combined incentive credit allowed is 10 points.			<b>Incentives Awarded</b>	<b>4.00</b>

\*Performance calculation descriptions can be found in the FY 2019 RBWO PBP Measurements and Standards Guide.

**Child Protective Services Investigations and Dispositions**

The following investigations data, which is not used for scoring but is considered significant to a provider's performance, is from Georgia SHINES and is not considered final or complete until the end of the fiscal year.

Total Reports:	0
Number Screened In:	0
Number Screened Out:	0
Number Substantiated:	0
Number Unsubstantiated:	0
Number Active CPS Investigations:	0



**DHS, DFCS, Office of Provider Management**  
**Performance-Based Placement Measures**  
**RBWO Provider GA+SCORECARD - CCI**  
**Report Quarter: Q2 FY2019**



Provider/Program Name: Turning Point Homes - Francois Cottage (829) - CCI			
3392 Wesley Chapel Rd, Decatur, GA 30034	Quarterly Scores (Grades)		Current Quarter Score (Grade)
Phone: 770-808-3714	Q1: 79.16 (C+)	Q2: 78.08 (C+)	<b>78.08%</b> <b>(C+)</b>
Vendor ID# 35603	Q3: N/A	Q4: N/A	
Program Census Information:	# Children in Care During Quarter: 7	# Placements During Quarter: 7	# Children in Care On Last Day: 5
Quarterly Provider Comparisons to All CCIs			

▼ — indicates average for all CCIs







DHS, DFCS, Office of Provider Management  
**Performance-Based Placement Measures**  
**RBWO Provider GA+SCORECARD - CCI**  
 Report Quarter: Q2 FY2019



**Provider/Program Name: Turning Point Homes - Francois Cottage (829) - CCI**

<b>3392 Wesley Chapel Rd, Decatur, GA 30034</b>	<b>Quarterly Scores (Grades)</b>		<b>Current Quarter Score (Grade)</b>
<b>Phone: 770-808-3714</b>	<b>Q1: 79.16 (C+)</b>	<b>Q2: 78.08 (C+)</b>	<b>78.08% (C+)</b>
<b>Vendor ID# 35603</b>	<b>Q3: N/A</b>	<b>Q4: N/A</b>	

Program Census Information:	# Children in Care During Quarter: 7	# Placements During Quarter: 7	# Children in Care On Last Day: 5
-----------------------------	--------------------------------------	--------------------------------	-----------------------------------

	<b>Avg Performance All CCIs (%)</b>	<b>Provider Performance (%)*</b>	<b>Possible Points (Weight)</b>	<b>Provider Points Earned</b>
--	-------------------------------------	----------------------------------	---------------------------------	-------------------------------

**OPM Monitoring Reviews**

Annual Comprehensive Reviews	86%	80%	25	19.93
Safety Reviews	91%	99%	15	14.91
<b>Monitoring Sub-Total</b>			<b>40</b>	<b>34.84</b>

**CCI Safety Outcomes**

Incidence of Maltreatment	0.17%	No Substantiated Reports	10	10.00
Staff Training/Foundations	95%	88%	5	4.40
Staff Safety Checks	90%	100%	5	5.00
<b>Safety Sub-Total</b>			<b>20</b>	<b>19.40</b>

**CCI Permanency Outcomes**

Placement Stability	89%	100%	15	15.00
<b>Permanency Sub-Total</b>			<b>15</b>	<b>15.00</b>

**CCI Well-Being Outcomes**

EPSDT Medical Visits	94%	71%	4	2.84
EPSDT Dental Visits	89%	50%	4	2.00
Academic Supports	78%	0%	3	0.00
Provider ECEM Visits	68%	0%	7	0.00
Provider General Contacts	67%	0%	7	0.00
Placements with Siblings	37%	Not Eligible	Not Scored	Not Scored
Placements within Legal County	15%	0%	Not Scored	Not Scored
<b>Well-Being Sub-Total</b>			<b>25</b>	<b>4.84</b>

\*Performance calculation descriptions can be found in the FY 2019 RBWO PBP Measurements and Standards Guide.

<b>Monitoring &amp; Outcomes: Possible Points = 100</b>		<b>Points Earned = 74.08</b>	
<b>Score Before Incentives Credit</b>			<b>74.08%</b>
<b>Incentives Awarded</b>			<b>4.00 pts</b>
<b>PBP Verification</b>			<b>N/A pts</b>
<b>Total Score</b>			<b>78.08%</b>



**DHS, DFCS, Office of Provider Management**  
**Performance-Based Placement Measures**  
**RBWO Provider GA+SCORECARD - CCI**  
**Report Quarter: Q2 FY2019**



**Provider/Program Name: Turning Point Homes - Francois Cottage (829) - CCI**

Program Census Information:		# Children in Care During Quarter: 7	# Placements During Quarter: 7	# Children in Care On Last Day: 5
CCI Incentive Credits	Avg Performance All CCIs (Points)	Provider Performance (%)*	Possible Points (Weight)	Provider Points Earned
Early EPSDT Medical Visits		0%	2	0.00
Early EPSDT Dental Visits		0%	2	0.00
Permanency Contacts		0%	5	0.00
Additional Academic Supports		0%	2	0.00
HS Grad/GED/Prof or Trade Certificate/College		N/A	10/5/5/1	
EYSS Agreement		Not Eligible	5	
Community Connections		0%	4	0.00
Active Agency Accreditation		0%	4	0.00
Staff Clinical Licensure		0%	5	0.00
Behavior Management (threshold = 0)		100%	4	4.00
<b>Incentives Total</b>	<b>8.28</b>			<b>4.00</b>
Maximum total combined incentive credit allowed is 10 points.			<b>Incentives Awarded</b>	<b>4.00</b>

\*Performance calculation descriptions can be found in the FY 2019 RBWO PBP Measurements and Standards Guide.

**Child Protective Services Investigations and Dispositions**

The following investigations data, which is not used for scoring but is considered significant to a provider's performance, is from Georgia SHINES and is not considered final or complete until the end of the fiscal year.

Total Reports:	2
Number Screened In:	0
Number Screened Out:	2
Number Substantiated:	0
Number Unsubstantiated:	0
Number Active CPS Investigations:	0



DHS, DFCS, Office of Provider Management

## Performance-Based Placement Measures

### RBWO Provider GA+SCORECARD - CCI

Report Quarter: Q2 FY2019



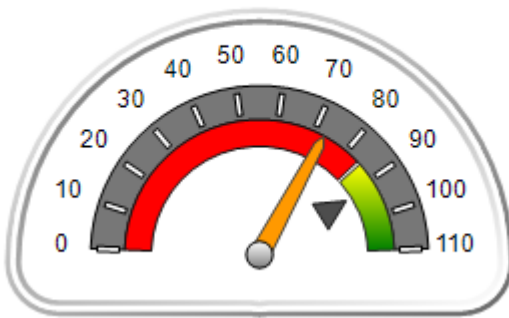
**Provider/Program Name: Turning Point Homes - Joshua Cottage I (830) - CCI**

672 Kenilworth Circle, Stone Mountain, GA 30083	Quarterly Scores (Grades)		Current Quarter Score (Grade)
Phone: 770-808-3714	Q1: 85.99 (B)	Q2: 72.88 (C-)	<b>72.88%</b> <b>(C-)</b>
Vendor ID# 35602	Q3: N/A	Q4: N/A	
Program Census Information:	# Children in Care During Quarter: 10	# Placements During Quarter: 10	# Children in Care On Last Day: 3

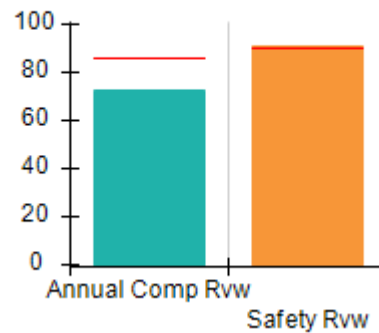
### Quarterly Provider Comparisons to All CCIs

▼ — indicates average for all CCIs

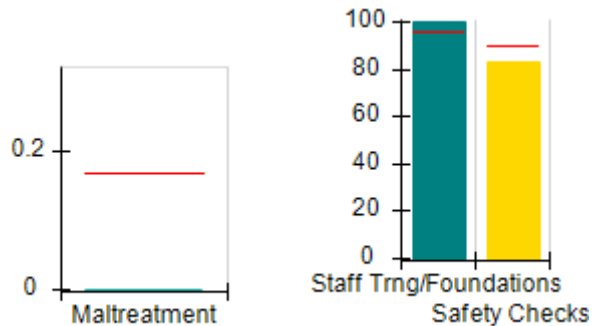
Overall Score (%)



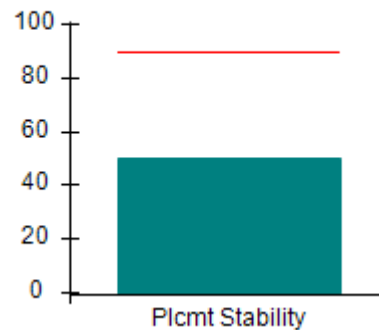
OPM Monitoring Reviews (%)



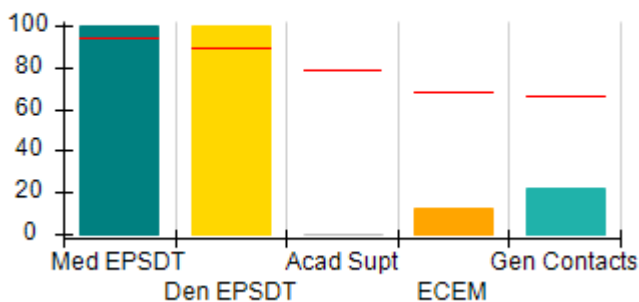
Safety Outcomes (%)



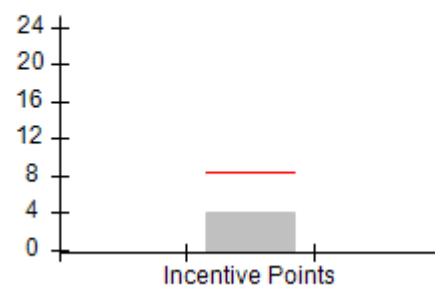
Permanency Outcomes (%)



Well-Being Outcomes (%)



Incentives Earned (Points)





DHS, DFCS, Office of Provider Management  
**Performance-Based Placement Measures**  
**RBWO Provider GA+SCORECARD - CCI**  
 Report Quarter: Q2 FY2019



<b>Provider/Program Name: Turning Point Homes - Joshua Cottage I (830) - CCI</b>				
672 Kenilworth Circle, Stone Mountain, GA 30083		Quarterly Scores (Grades)		Current Quarter Score (Grade)
Phone: 770-808-3714		Q1: 85.99 (B)	Q2: 72.88 (C-)	<b>72.88%</b> <b>(C-)</b>
Vendor ID# 35602		Q3: N/A	Q4: N/A	
Program Census Information:		# Children in Care During Quarter: 10	# Placements During Quarter: 10	# Children in Care On Last Day: 3
	Avg Performance All CCIs (%)	Provider Performance (%)*	Possible Points (Weight)	Provider Points Earned
<b>OPM Monitoring Reviews</b>				
Annual Comprehensive Reviews	86%	72%	25	18.12
Safety Reviews	91%	91%	15	13.66
<b>Monitoring Sub-Total</b>			<b>40</b>	<b>31.78</b>
<b>CCI Safety Outcomes</b>				
Incidence of Maltreatment	0.17%	No Substantiated Reports	10	10.00
Staff Training/Foundations	95%	100%	5	5.00
Staff Safety Checks	90%	83%	5	4.15
<b>Safety Sub-Total</b>			<b>20</b>	<b>19.15</b>
<b>CCI Permanency Outcomes</b>				
Placement Stability	89%	50%	15	7.50
<b>Permanency Sub-Total</b>			<b>15</b>	<b>7.50</b>
<b>CCI Well-Being Outcomes</b>				
EPSDT Medical Visits	94%	100%	4	4.00
EPSDT Dental Visits	89%	100%	4	4.00
Academic Supports	78%	0%	3	0.00
Provider ECEM Visits	68%	13%	7	0.91
Provider General Contacts	67%	22%	7	1.54
Placements with Siblings	37%	0%	Not Scored	Not Scored
Placements within Legal County	15%	50%	Not Scored	Not Scored
<b>Well-Being Sub-Total</b>			<b>25</b>	<b>10.45</b>
*Performance calculation descriptions can be found in the FY 2019 RBWO PBP Measurements and Standards Guide.				

<b>Monitoring &amp; Outcomes: Possible Points = 100</b>		<b>Points Earned = 68.88</b>	
<b>Score Before Incentives Credit</b>			<b>68.88%</b>
<b>Incentives Awarded</b>			<b>4.00 pts</b>
<b>PBP Verification</b>			<b>N/A pts</b>
<b>Total Score</b>			<b>72.88%</b>



**DHS, DFCS, Office of Provider Management**  
**Performance-Based Placement Measures**  
**RBWO Provider GA+SCORECARD - CCI**  
**Report Quarter: Q2 FY2019**



**Provider/Program Name: Turning Point Homes - Joshua Cottage I (830) - CCI**

Program Census Information:		# Children in Care During Quarter: 10	# Placements During Quarter: 10	# Children in Care On Last Day: 3
CCI Incentive Credits	Avg Performance All CCIs (Points)	Provider Performance (%)*	Possible Points (Weight)	Provider Points Earned
Early EPSDT Medical Visits		Not Eligible	2	
Early EPSDT Dental Visits		Not Eligible	2	
Permanency Contacts		0%	5	0.00
Additional Academic Supports		0%	2	0.00
HS Grad/GED/Prof or Trade Certificate/College		N/A	10/5/5/1	
EYSS Agreement		Not Eligible	5	
Community Connections		0%	4	0.00
Active Agency Accreditation		0%	4	0.00
Staff Clinical Licensure		0%	5	0.00
Behavior Management (threshold = 0)		100%	4	4.00
<b>Incentives Total</b>	<b>8.28</b>			<b>4.00</b>
Maximum total combined incentive credit allowed is 10 points.			<b>Incentives Awarded</b>	<b>4.00</b>

\*Performance calculation descriptions can be found in the FY 2019 RBWO PBP Measurements and Standards Guide.

**Child Protective Services Investigations and Dispositions**

The following investigations data, which is not used for scoring but is considered significant to a provider's performance, is from Georgia SHINES and is not considered final or complete until the end of the fiscal year.

Total Reports:	2
Number Screened In:	0
Number Screened Out:	2
Number Substantiated:	0
Number Unsubstantiated:	0
Number Active CPS Investigations:	0



DHS, DFCS, Office of Provider Management  
**Performance-Based Placement Measures**  
**RBWO Provider GA+SCORECARD - CCI**  
Report Quarter: Q2 FY2019



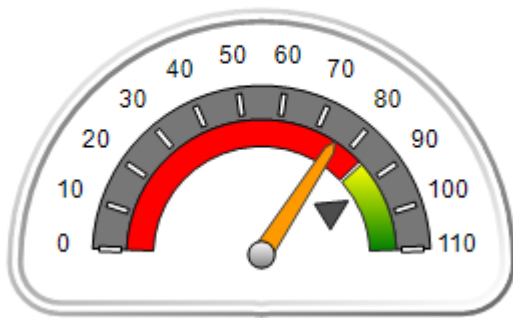
**Provider/Program Name: Turning Point Homes - Turning Point Cottage (833) - CCI**

3396 Wesley Chapel Rd, Decatur, GA 30034	Quarterly Scores (Grades)		Current Quarter Score (Grade)
Phone: 770-808-3714	Q1: 81.22 (B-)	Q2: 75.65 (C)	<b>75.65%</b> <b>(C)</b>
Vendor ID# 35604	Q3: N/A	Q4: N/A	
Program Census Information:	# Children in Care During Quarter: 5	# Placements During Quarter: 5	# Children in Care On Last Day: 3

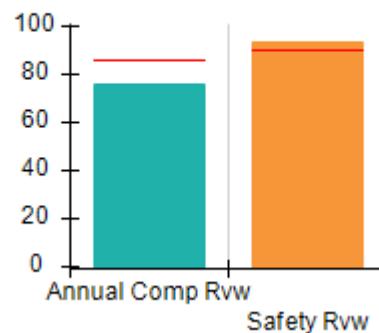
**Quarterly Provider Comparisons to All CCIs**

▼ — indicates average for all CCIs

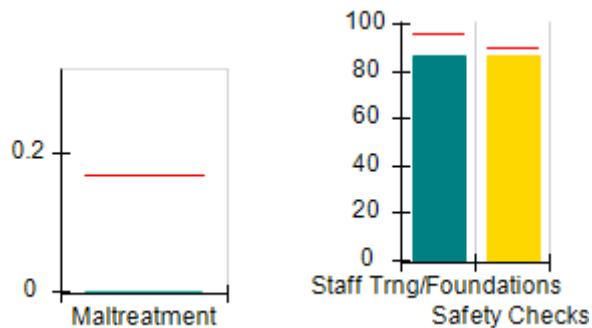
Overall Score (%)



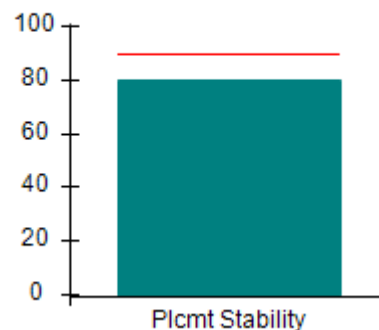
OPM Monitoring Reviews (%)



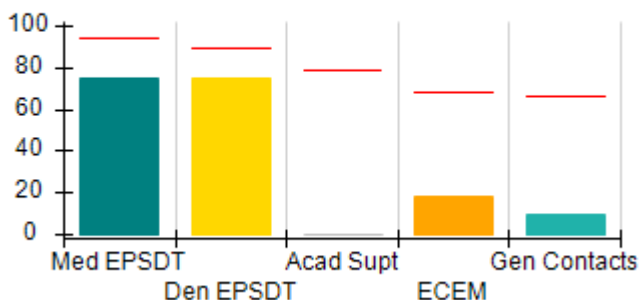
Safety Outcomes (%)



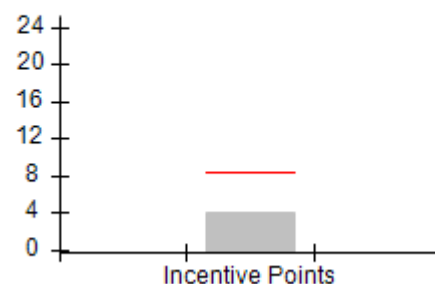
Permanency Outcomes (%)



Well-Being Outcomes (%)



Incentives Earned (Points)





DHS, DFCS, Office of Provider Management  
**Performance-Based Placement Measures**  
**RBWO Provider GA+SCORECARD - CCI**  
 Report Quarter: Q2 FY2019



<b>Provider/Program Name: Turning Point Homes - Turning Point Cottage (833) - CCI</b>				
<b>3396 Wesley Chapel Rd, Decatur, GA 30034</b>		<b>Quarterly Scores (Grades)</b>		<b>Current Quarter Score (Grade)</b>
<b>Phone: 770-808-3714</b>		<b>Q1: 81.22 (B-)</b>	<b>Q2: 75.65 (C)</b>	<b>75.65% (C)</b>
<b>Vendor ID# 35604</b>		<b>Q3: N/A</b>	<b>Q4: N/A</b>	
Program Census Information:		# Children in Care During Quarter: 5	# Placements During Quarter: 5	# Children in Care On Last Day: 3
	<b>Avg Performance All CCIs (%)</b>	<b>Provider Performance (%)*</b>	<b>Possible Points (Weight)</b>	<b>Provider Points Earned</b>
<b>OPM Monitoring Reviews</b>				
Annual Comprehensive Reviews	86%	76%	25	19.03
Safety Reviews	91%	94%	15	14.06
<b>Monitoring Sub-Total</b>			<b>40</b>	<b>33.09</b>
<b>CCI Safety Outcomes</b>				
Incidence of Maltreatment	0.17%	No Substantiated Reports	10	10.00
Staff Training/Foundations	95%	86%	5	4.30
Staff Safety Checks	90%	86%	5	4.30
<b>Safety Sub-Total</b>			<b>20</b>	<b>18.60</b>
<b>CCI Permanency Outcomes</b>				
Placement Stability	89%	80%	15	12.00
<b>Permanency Sub-Total</b>			<b>15</b>	<b>12.00</b>
<b>CCI Well-Being Outcomes</b>				
EPSDT Medical Visits	94%	75%	4	3.00
EPSDT Dental Visits	89%	75%	4	3.00
Academic Supports	78%	0%	3	0.00
Provider ECEM Visits	68%	18%	7	1.26
Provider General Contacts	67%	10%	7	0.70
Placements with Siblings	37%	Not Eligible	Not Scored	Not Scored
Placements within Legal County	15%	50%	Not Scored	Not Scored
<b>Well-Being Sub-Total</b>			<b>25</b>	<b>7.96</b>
*Performance calculation descriptions can be found in the FY 2019 RBWO PBP Measurements and Standards Guide.				

<b>Monitoring &amp; Outcomes: Possible Points = 100</b>		<b>Points Earned = 71.65</b>	
<b>Score Before Incentives Credit</b>			<b>71.65%</b>
<b>Incentives Awarded</b>			<b>4.00 pts</b>
<b>PBP Verification</b>			<b>N/A pts</b>
<b>Total Score</b>			<b>75.65%</b>



DHS, DFCS, Office of Provider Management  
**Performance-Based Placement Measures**  
**RBWO Provider GA+SCORECARD - CCI**  
Report Quarter: Q2 FY2019



**Provider/Program Name: Turning Point Homes - Turning Point Cottage (833) - CCI**

Program Census Information:		# Children in Care During Quarter: 5	# Placements During Quarter: 5	# Children in Care On Last Day: 3
CCI Incentive Credits	Avg Performance All CCIs (Points)	Provider Performance (%)*	Possible Points (Weight)	Provider Points Earned
Early EPSDT Medical Visits		0%	2	0.00
Early EPSDT Dental Visits		0%	2	0.00
Permanency Contacts		0%	5	0.00
Additional Academic Supports		0%	2	0.00
HS Grad/GED/Prof or Trade Certificate/College		N/A	10/5/5/1	
EYSS Agreement		Not Eligible	5	
Community Connections		0%	4	0.00
Active Agency Accreditation		0%	4	0.00
Staff Clinical Licensure		0%	5	0.00
Behavior Management (threshold = 0)		100%	4	4.00
<b>Incentives Total</b>	<b>8.28</b>			<b>4.00</b>
Maximum total combined incentive credit allowed is 10 points.			<b>Incentives Awarded</b>	<b>4.00</b>

\*Performance calculation descriptions can be found in the FY 2019 RBWO PBP Measurements and Standards Guide.

**Child Protective Services Investigations and Dispositions**

The following investigations data, which is not used for scoring but is considered significant to a provider's performance, is from Georgia SHINES and is not considered final or complete until the end of the fiscal year.

Total Reports:	0
Number Screened In:	0
Number Screened Out:	0
Number Substantiated:	0
Number Unsubstantiated:	0
Number Active CPS Investigations:	0





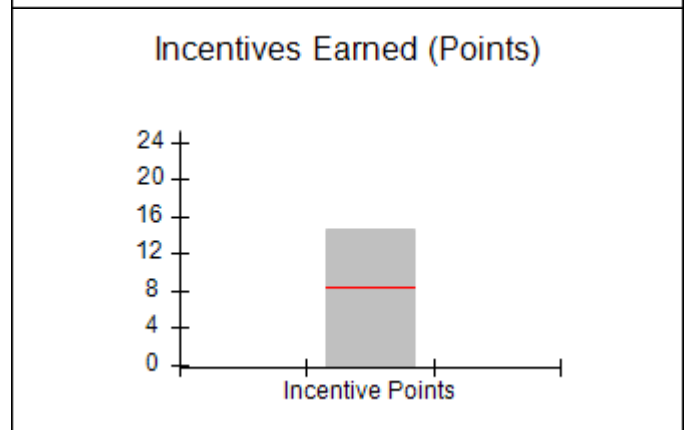
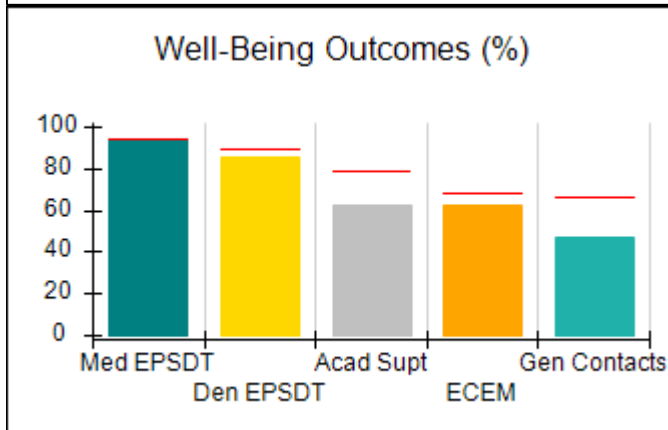
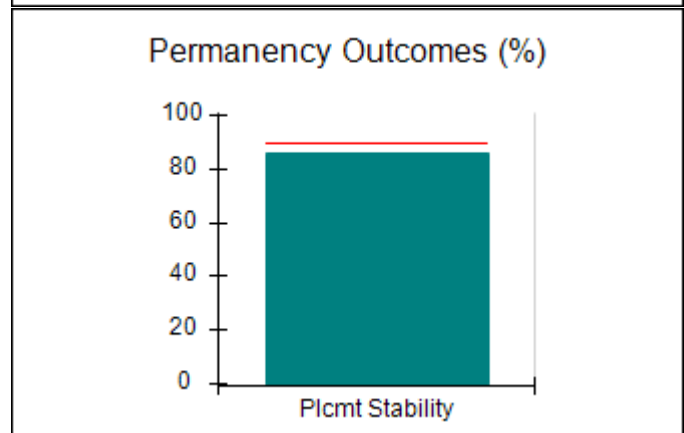
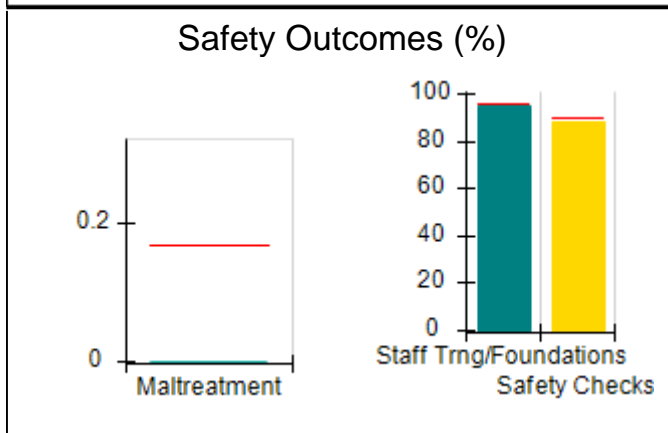
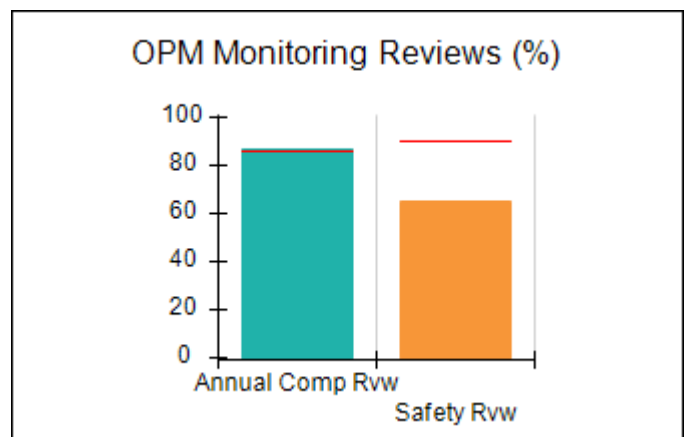
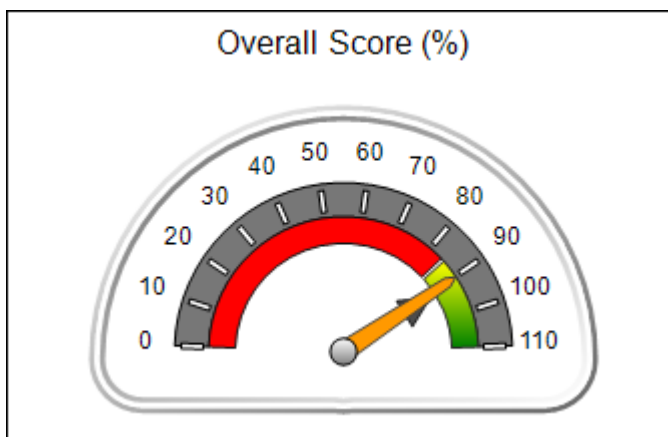
**DHS, DFCS, Office of Provider Management**  
**Performance-Based Placement Measures**  
**RBWO Provider GA+SCORECARD - CCI**



**Report Quarter: Q2 FY2019**

<b>Provider/Program Name: Twin Cedars Youth Services - (dba Georgia Industrial Children's Home) (4340) - CCI</b>			
<b>4690 N. Mumford Rd., Macon, GA 31204</b>	<b>Quarterly Scores (Grades)</b>		<b>Current Quarter Score (Grade)</b>
<b>Phone: 478-474-8220</b>	<b>Q1: 98.15 (A+)</b>	<b>Q2: 90.26 (A-)</b>	<b>90.26%</b>
<b>Vendor ID# 78675</b>	<b>Q3: N/A</b>	<b>Q4: N/A</b>	<b>(A-)</b>
<b>Program Census Information:</b>	<b># Children in Care During Quarter: 42</b>	<b># Placements During Quarter: 42</b>	<b># Children in Care On Last Day: 31</b>
<b>Quarterly Provider Comparisons to All CCIs</b>			

▼ — indicates average for all CCIs





# Performance-Based Placement Measures

## RBWO Provider GA+SCORECARD - CCI

Report Quarter: Q2 FY2019

<b>Provider/Program Name: Twin Cedars Youth Services - (dba Georgia Industrial Children's Home) (4340) - CCI</b>				
<b>4690 N. Mumford Rd., Macon, GA 31204</b>		<b>Quarterly Scores (Grades)</b>		<b>Current Quarter Score (Grade)</b>
<b>Phone: 478-474-8220</b>		<b>Q1: 98.15 (A+)</b>	<b>Q2: 90.26 (A-)</b>	<b>90.26% (A-)</b>
<b>Vendor ID# 78675</b>		<b>Q3: N/A</b>	<b>Q4: N/A</b>	
Program Census Information:		# Children in Care During Quarter: 42	# Placements During Quarter: 42	# Children in Care On Last Day: 31
	<b>Avg Performance All CCIs (%)</b>	<b>Provider Performance (%)*</b>	<b>Possible Points (Weight)</b>	<b>Provider Points Earned</b>
<b>OPM Monitoring Reviews</b>				
Annual Comprehensive Reviews	86%	87%	25	21.81
Safety Reviews	91%	65%	15	9.75
<b>Monitoring Sub-Total</b>			<b>40</b>	<b>31.56</b>
<b>CCI Safety Outcomes</b>				
Incidence of Maltreatment	0.17%	No Substantiated Reports	10	10.00
Staff Training/Foundations	95%	95%	5	4.75
Staff Safety Checks	90%	88%	5	4.40
<b>Safety Sub-Total</b>			<b>20</b>	<b>19.15</b>
<b>CCI Permanency Outcomes</b>				
Placement Stability	89%	86%	15	12.90
<b>Permanency Sub-Total</b>			<b>15</b>	<b>12.90</b>
<b>CCI Well-Being Outcomes</b>				
EPSDT Medical Visits	94%	94%	4	3.76
EPSDT Dental Visits	89%	85%	4	3.40
Academic Supports	78%	62%	3	1.86
Provider ECEM Visits	68%	62%	7	4.34
Provider General Contacts	67%	47%	7	3.29
Placements with Siblings	37%	24%	Not Scored	Not Scored
Placements within Legal County	15%	25%	Not Scored	Not Scored
<b>Well-Being Sub-Total</b>			<b>25</b>	<b>16.65</b>

\*Performance calculation descriptions can be found in the FY 2019 RBWO PBP Measurements and Standards Guide.

<b>Monitoring &amp; Outcomes: Possible Points = 100</b>		<b>Points Earned = 80.26</b>	
<b>Score Before Incentives Credit</b>			<b>80.26%</b>
<b>Incentives Awarded</b>			<b>10.00 pts</b>
<b>PBP Verification</b>			<b>N/A pts</b>
<b>Total Score</b>			<b>90.26%</b>



**DHS, DFCS, Office of Provider Management**  
**Performance-Based Placement Measures**  
**RBWO Provider GA+SCORECARD - CCI**



**Report Quarter: Q2 FY2019**

**Provider/Program Name: Twin Cedars Youth Services - (dba Georgia Industrial Children's Home) (4340) - CCI**

Program Census Information:		# Children in Care During Quarter: 42	# Placements During Quarter: 42	# Children in Care On Last Day: 31
CCI Incentive Credits	Avg Performance All CCIs (Points)	Provider Performance (%)*	Possible Points (Weight)	Provider Points Earned
Early EPSDT Medical Visits		67%	2	1.34
Early EPSDT Dental Visits		78%	2	1.56
Permanency Contacts		0%	5	0.00
Additional Academic Supports		35%	2	0.70
HS Grad/GED/Prof or Trade Certificate/College		N/A	10/5/5/1	
EYSS Agreement		100%	5	5.00
Community Connections		0%	4	0.00
Active Agency Accreditation		50%	4	2.00
Staff Clinical Licensure		0%	5	0.00
Behavior Management (threshold = 0)		100%	4	4.00
<b>Incentives Total</b>	<b>8.28</b>			<b>14.60</b>
Maximum total combined incentive credit allowed is 10 points.			<b>Incentives Awarded</b>	<b>10.00</b>

\*Performance calculation descriptions can be found in the FY 2019 RBWO PBP Measurements and Standards Guide.

**Child Protective Services Investigations and Dispositions**

The following investigations data, which is not used for scoring but is considered significant to a provider's performance, is from Georgia SHINES and is not considered final or complete until the end of the fiscal year.

Total Reports:	1
Number Screened In:	1
Number Screened Out:	0
Number Substantiated:	0
Number Unsubstantiated:	2
Number Active CPS Investigations:	-1



**DHS, DFCS, Office of Provider Management**  
**Performance-Based Placement Measures**  
**RBWO Provider GA+SCORECARD - CCI**



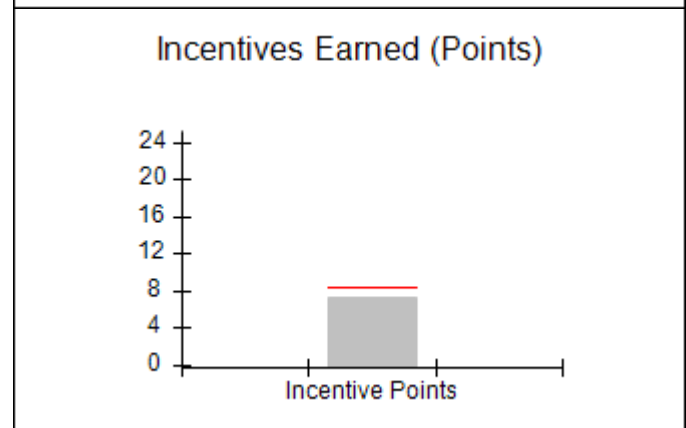
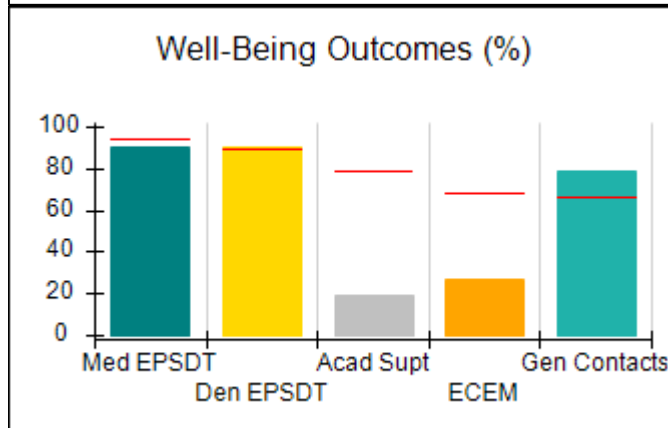
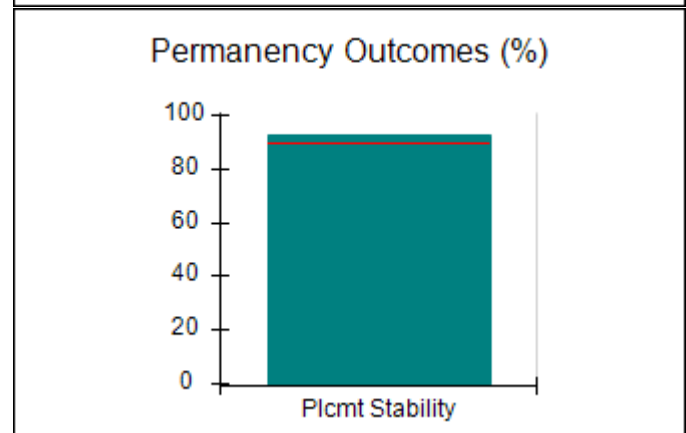
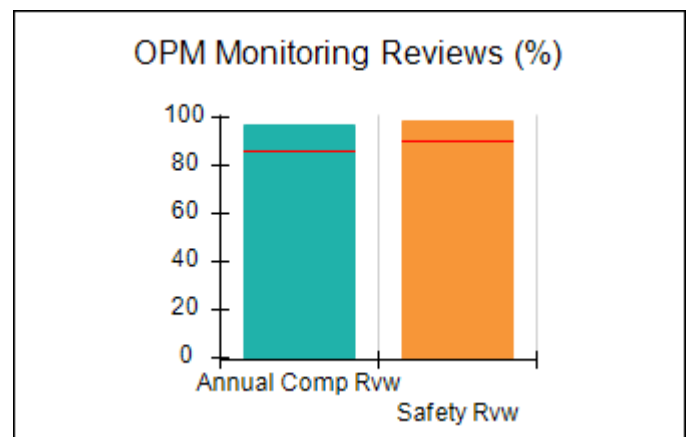
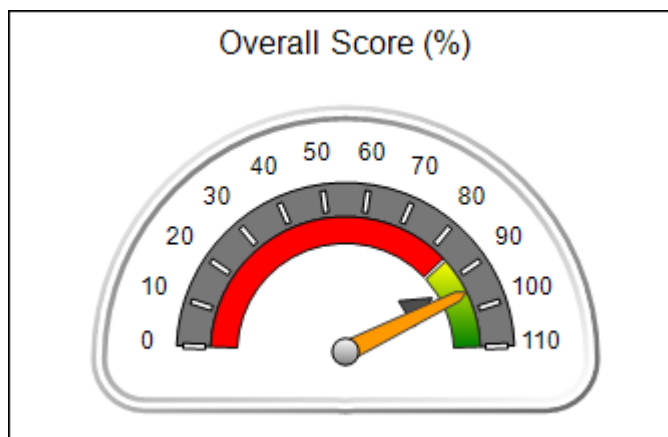
**Report Quarter: Q2 FY2019**

**Provider/Program Name: Twin Cedars Youth Services - Anne Elizabeth Shepherd (835) - CCI**

751 Double Churches Rd., Columbus, GA 31904	Quarterly Scores (Grades)		Current Quarter Score (Grade)
Phone: 706-322-8984	Q1: 88.66 (B+)	Q2: 94.90 (A)	<b>94.90%</b> <b>(A)</b>
Vendor ID# 35615	Q3: N/A	Q4: N/A	
Program Census Information:	# Children in Care During Quarter: 15	# Placements During Quarter: 15	# Children in Care On Last Day: 10

**Quarterly Provider Comparisons to All CCIs**

▼ — indicates average for all CCIs





DHS, DFCS, Office of Provider Management  
**Performance-Based Placement Measures**  
**RBWO Provider GA+SCORECARD - CCI**



Report Quarter: Q2 FY2019

**Provider/Program Name: Twin Cedars Youth Services - Anne Elizabeth Shepherd (835) - CCI**

751 Double Churches Rd., Columbus, GA 31904	Quarterly Scores (Grades)		Current Quarter Score (Grade)
Phone: 706-322-8984	Q1: 88.66 (B+)	Q2: 94.90 (A)	<b>94.90% (A)</b>
Vendor ID# 35615	Q3: N/A	Q4: N/A	

Program Census Information:	# Children in Care During Quarter: 15	# Placements During Quarter: 15	# Children in Care On Last Day: 10
-----------------------------	---------------------------------------	---------------------------------	------------------------------------

	Avg Performance All CCIs (%)	Provider Performance (%)*	Possible Points (Weight)	Provider Points Earned
--	------------------------------	---------------------------	--------------------------	------------------------

**OPM Monitoring Reviews**

Annual Comprehensive Reviews	86%	97%	25	24.31
Safety Reviews	91%	98%	15	14.75
<b>Monitoring Sub-Total</b>			<b>40</b>	<b>39.06</b>

**CCI Safety Outcomes**

Incidence of Maltreatment	0.17%	No Substantiated Reports	10	10.00
Staff Training/Foundations	95%	100%	5	5.00
Staff Safety Checks	90%	89%	5	4.45
<b>Safety Sub-Total</b>			<b>20</b>	<b>19.45</b>

**CCI Permanency Outcomes**

Placement Stability	89%	93%	15	13.95
<b>Permanency Sub-Total</b>			<b>15</b>	<b>13.95</b>

**CCI Well-Being Outcomes**

EPSDT Medical Visits	94%	90%	4	3.60
EPSDT Dental Visits	89%	90%	4	3.60
Academic Supports	78%	19%	3	0.57
Provider ECEM Visits	68%	27%	7	1.89
Provider General Contacts	67%	79%	7	5.53
Placements with Siblings	37%	0%	Not Scored	Not Scored
Placements within Legal County	15%	0%	Not Scored	Not Scored
<b>Well-Being Sub-Total</b>			<b>25</b>	<b>15.19</b>

\*Performance calculation descriptions can be found in the FY 2019 RBWO PBP Measurements and Standards Guide.

<b>Monitoring &amp; Outcomes: Possible Points = 100</b>	<b>Points Earned = 87.65</b>
<b>Score Before Incentives Credit</b>	<b>87.65%</b>
<b>Incentives Awarded</b>	<b>7.25 pts</b>
<b>PBP Verification</b>	<b>N/A pts</b>
<b>Total Score</b>	<b>94.90%</b>



**DHS, DFCS, Office of Provider Management**  
**Performance-Based Placement Measures**  
**RBWO Provider GA+SCORECARD - CCI**



**Report Quarter: Q2 FY2019**

**Provider/Program Name: Twin Cedars Youth Services - Anne Elizabeth Shepherd (835) - CCI**

Program Census Information:		# Children in Care During Quarter: 15	# Placements During Quarter: 15	# Children in Care On Last Day: 10
CCI Incentive Credits	Avg Performance All CCIs (Points)	Provider Performance (%)*	Possible Points (Weight)	Provider Points Earned
Early EPSDT Medical Visits		50%	2	1.00
Early EPSDT Dental Visits		0%	2	0.00
Permanency Contacts		5%	5	0.25
Additional Academic Supports		0%	2	0.00
HS Grad/GED/Prof or Trade Certificate/College		N/A	10/5/5/1	
EYSS Agreement		Not Eligible	5	
Community Connections		0%	4	0.00
Active Agency Accreditation		50%	4	2.00
Staff Clinical Licensure		0%	5	0.00
Behavior Management (threshold = 0)		100%	4	4.00
<b>Incentives Total</b>	<b>8.28</b>			<b>7.25</b>
Maximum total combined incentive credit allowed is 10 points.			<b>Incentives Awarded</b>	<b>7.25</b>

\*Performance calculation descriptions can be found in the FY 2019 RBWO PBP Measurements and Standards Guide.

**Child Protective Services Investigations and Dispositions**

The following investigations data, which is not used for scoring but is considered significant to a provider's performance, is from Georgia SHINES and is not considered final or complete until the end of the fiscal year.

Total Reports:	0
Number Screened In:	0
Number Screened Out:	0
Number Substantiated:	0
Number Unsubstantiated:	0
Number Active CPS Investigations:	0

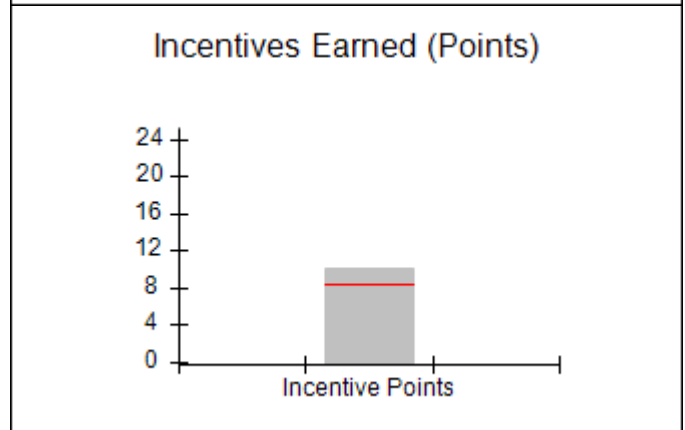
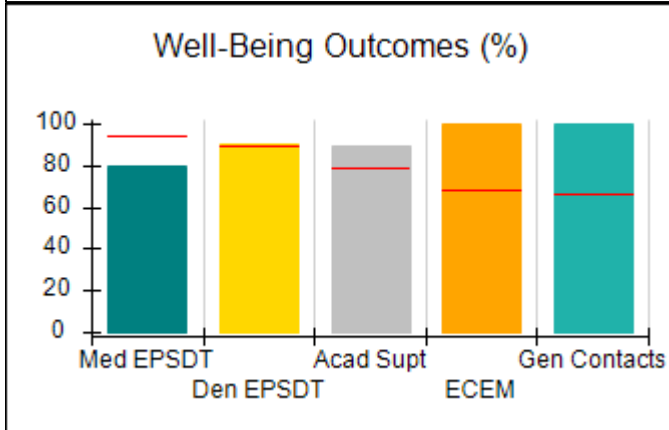
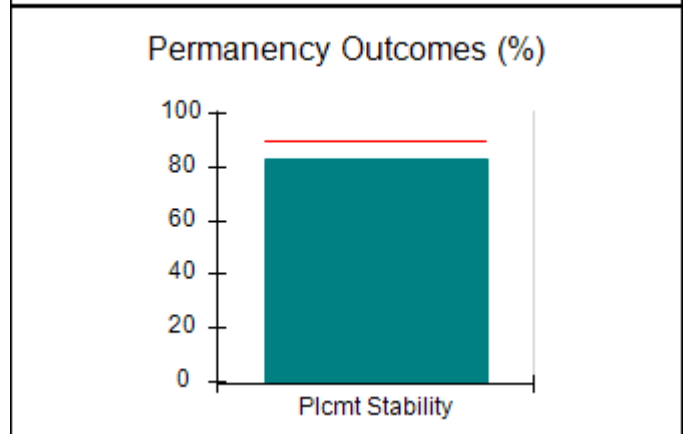
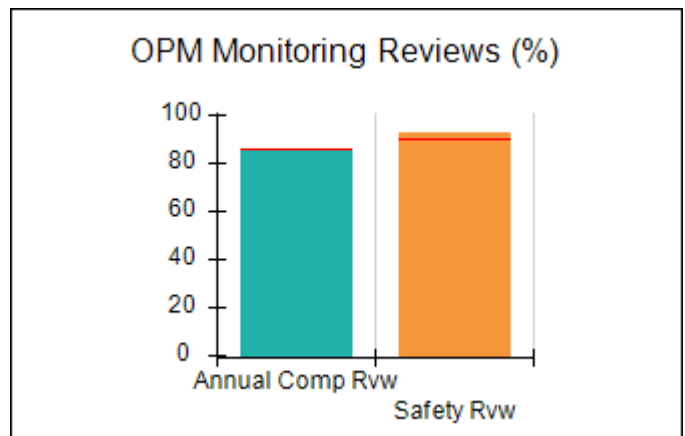
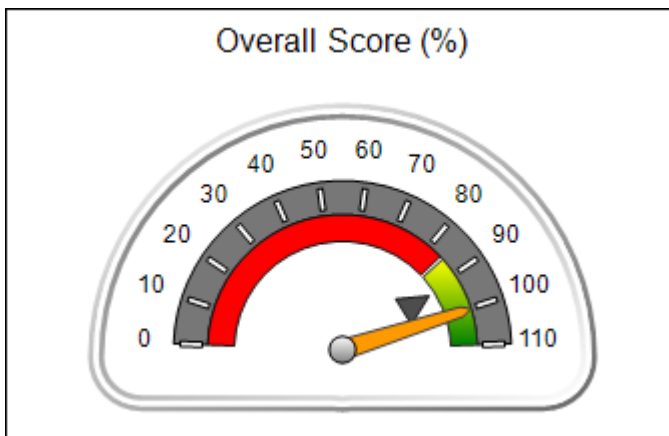


DHS, DFCS, Office of Provider Management  
**Performance-Based Placement Measures**  
**RBWO Provider GA+SCORECARD - CCI**  
 Report Quarter: Q2 FY2019



Provider/Program Name: Twin Cedars Youth Services - Bradfield Center (846) - CCI			
1022 East Depot St., LaGrange, GA 30240	Quarterly Scores (Grades)		Current Quarter Score (Grade)
Phone: 706-884-1717	Q1: 101.00 (A+)	Q2: 100.27 (A+)	<b>100.27%</b> <b>(A+)</b>
Vendor ID# 35610	Q3: N/A	Q4: N/A	
Program Census Information:	# Children in Care During Quarter: 12	# Placements During Quarter: 12	# Children in Care On Last Day: 8
Quarterly Provider Comparisons to All CCIs			

▼ — indicates average for all CCIs





DHS, DFCS, Office of Provider Management  
**Performance-Based Placement Measures**  
**RBWO Provider GA+SCORECARD - CCI**  
 Report Quarter: Q2 FY2019



Provider/Program Name: Twin Cedars Youth Services - Bradfield Center (846) - CCI				
1022 East Depot St., LaGrange, GA 30240		Quarterly Scores (Grades)		Current Quarter Score (Grade)
Phone: 706-884-1717		Q1: 101.00 (A+)	Q2: 100.27 (A+)	<b>100.27%</b> <b>(A+)</b>
Vendor ID# 35610		Q3: N/A	Q4: N/A	
Program Census Information:		# Children in Care During Quarter: 12	# Placements During Quarter: 12	# Children in Care On Last Day: 8
	Avg Performance All CCIs (%)	Provider Performance (%)*	Possible Points (Weight)	Provider Points Earned
<b>OPM Monitoring Reviews</b>				
Annual Comprehensive Reviews	86%	86%	25	21.46
Safety Reviews	91%	93%	15	13.89
<b>Monitoring Sub-Total</b>			<b>40</b>	<b>35.35</b>
<b>CCI Safety Outcomes</b>				
Incidence of Maltreatment	0.17%	No Substantiated Reports	10	10.00
Staff Training/Foundations	95%	93%	5	4.65
Staff Safety Checks	90%	87%	5	4.35
<b>Safety Sub-Total</b>			<b>20</b>	<b>19.00</b>
<b>CCI Permanency Outcomes</b>				
Placement Stability	89%	83%	15	12.45
<b>Permanency Sub-Total</b>			<b>15</b>	<b>12.45</b>
<b>CCI Well-Being Outcomes</b>				
EPSDT Medical Visits	94%	80%	4	3.20
EPSDT Dental Visits	89%	90%	4	3.60
Academic Supports	78%	89%	3	2.67
Provider ECEM Visits	68%	100%	7	7.00
Provider General Contacts	67%	100%	7	7.00
Placements with Siblings	37%	67%	Not Scored	Not Scored
Placements within Legal County	15%	0%	Not Scored	Not Scored
<b>Well-Being Sub-Total</b>			<b>25</b>	<b>23.47</b>
*Performance calculation descriptions can be found in the FY 2019 RBWO PBP Measurements and Standards Guide.				

<b>Monitoring &amp; Outcomes: Possible Points = 100</b>		<b>Points Earned = 90.27</b>	
<b>Score Before Incentives Credit</b>			<b>90.27%</b>
<b>Incentives Awarded</b>			<b>10.00 pts</b>
<b>PBP Verification</b>			<b>N/A pts</b>
<b>Total Score</b>			<b>100.27%</b>





**DHS, DFCS, Office of Provider Management**  
**Performance-Based Placement Measures**  
**RBWO Provider GA+SCORECARD - CCI**  
**Report Quarter: Q2 FY2019**



**Provider/Program Name: Twin Cedars Youth Services - Bradfield Center (846) - CCI**

Program Census Information:		# Children in Care During Quarter: 12	# Placements During Quarter: 12	# Children in Care On Last Day: 8
CCI Incentive Credits	Avg Performance All CCIs (Points)	Provider Performance (%)*	Possible Points (Weight)	Provider Points Earned
Early EPSDT Medical Visits		50%	2	1.00
Early EPSDT Dental Visits		50%	2	1.00
Permanency Contacts		0%	5	0.00
Additional Academic Supports		0%	2	0.00
HS Grad/GED/Prof or Trade Certificate/College		N/A	10/5/5/1	
EYSS Agreement		Not Eligible	5	
Community Connections		0%	4	0.00
Active Agency Accreditation		100%	4	4.00
Staff Clinical Licensure		0%	5	0.00
Behavior Management (threshold = 0)		100%	4	4.00
<b>Incentives Total</b>	<b>8.28</b>			<b>10.00</b>
Maximum total combined incentive credit allowed is 10 points.			<b>Incentives Awarded</b>	<b>10.00</b>

\*Performance calculation descriptions can be found in the FY 2019 RBWO PBP Measurements and Standards Guide.

**Child Protective Services Investigations and Dispositions**

The following investigations data, which is not used for scoring but is considered significant to a provider's performance, is from Georgia SHINES and is not considered final or complete until the end of the fiscal year.

Total Reports:	0
Number Screened In:	0
Number Screened Out:	0
Number Substantiated:	0
Number Unsubstantiated:	0
Number Active CPS Investigations:	0

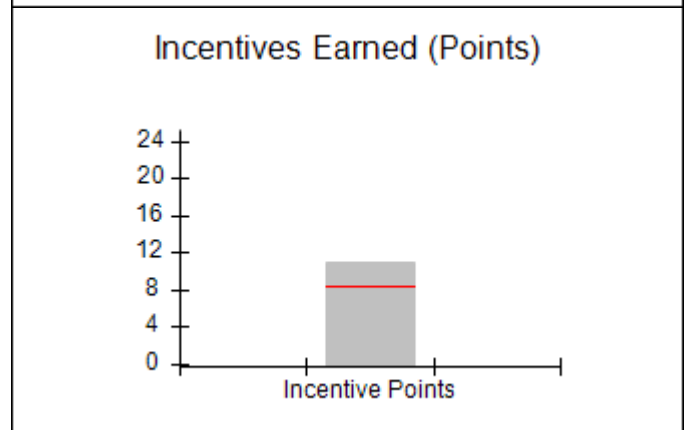
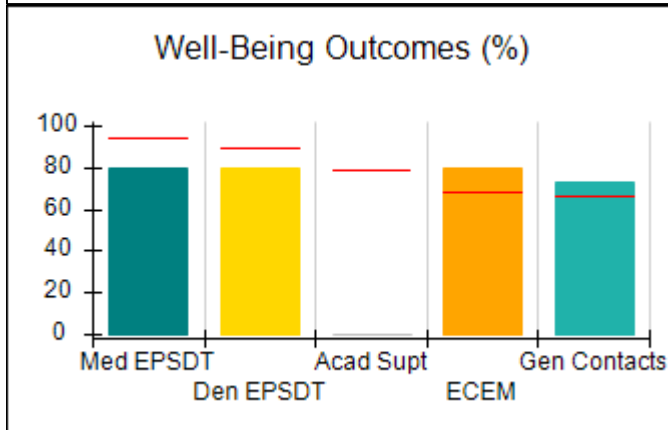
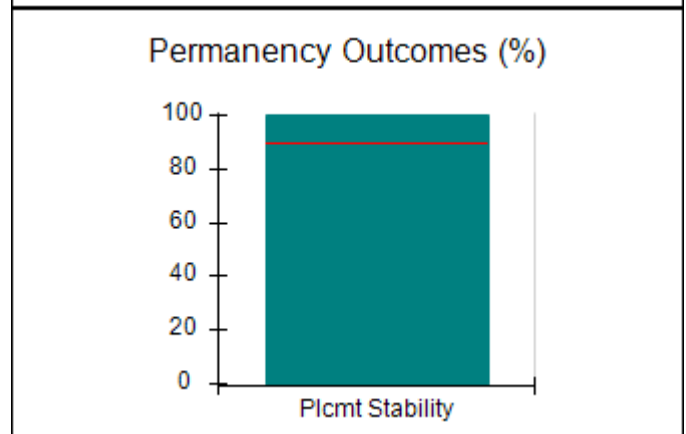
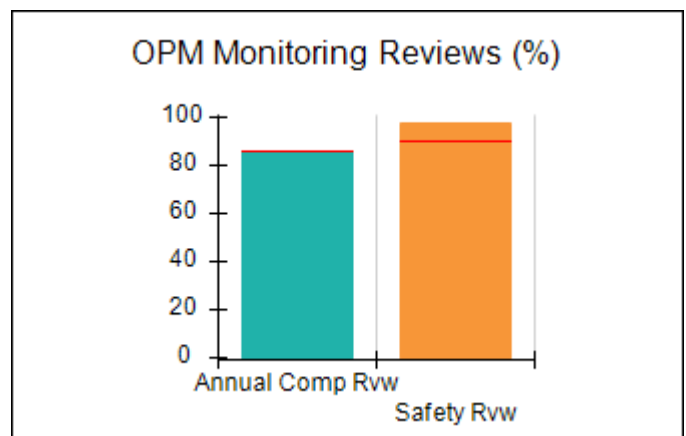
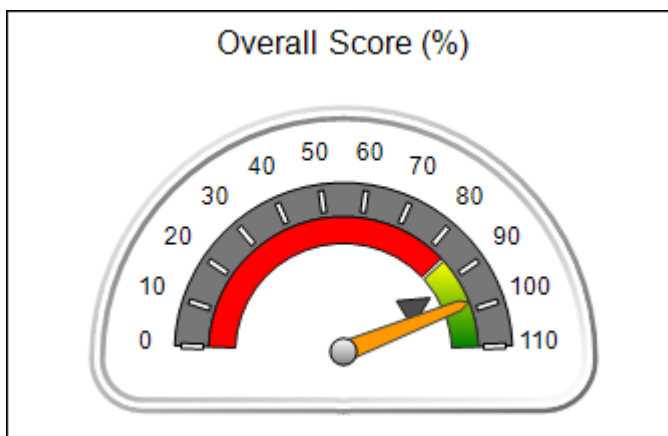


DHS, DFCS, Office of Provider Management  
**Performance-Based Placement Measures**  
**RBWO Provider GA+SCORECARD - CCI**  
 Report Quarter: Q2 FY2019



Provider/Program Name: Twin Cedars Youth Services - Connections (837) - CCI			
1055 E. Depot Street, LaGrange, GA 30240	Quarterly Scores (Grades)		Current Quarter Score (Grade)
Phone: 706-884-1717	Q1: 93.80 (A-)	Q2: 97.76 (A+)	<b>97.76%</b> <b>(A+)</b>
Vendor ID# 35609	Q3: N/A	Q4: N/A	
Program Census Information:	# Children in Care During Quarter: 5	# Placements During Quarter: 5	# Children in Care On Last Day: 5
Quarterly Provider Comparisons to All CCIs			

▼ — indicates average for all CCIs





DHS, DFCS, Office of Provider Management  
**Performance-Based Placement Measures**  
**RBWO Provider GA+SCORECARD - CCI**  
 Report Quarter: Q2 FY2019



**Provider/Program Name: Twin Cedars Youth Services - Connections (837) - CCI**

1055 E. Depot Street, LaGrange, GA 30240	Quarterly Scores (Grades)		Current Quarter Score (Grade)
Phone: 706-884-1717	Q1: 93.80 (A-)	Q2: 97.76 (A+)	<b>97.76%</b> <b>(A+)</b>
Vendor ID# 35609	Q3: N/A	Q4: N/A	

Program Census Information:	# Children in Care During Quarter: 5	# Placements During Quarter: 5	# Children in Care On Last Day: 5
-----------------------------	--------------------------------------	--------------------------------	-----------------------------------

	Avg Performance All CCIs (%)	Provider Performance (%)*	Possible Points (Weight)	Provider Points Earned
--	------------------------------	---------------------------	--------------------------	------------------------

**OPM Monitoring Reviews**

Annual Comprehensive Reviews	86%	86%	25	21.42
Safety Reviews	91%	98%	15	14.68
<b>Monitoring Sub-Total</b>			<b>40</b>	<b>36.10</b>

**CCI Safety Outcomes**

Incidence of Maltreatment	0.17%	No Substantiated Reports	10	10.00
Staff Training/Foundations	95%	100%	5	5.00
Staff Safety Checks	90%	91%	5	4.55
<b>Safety Sub-Total</b>			<b>20</b>	<b>19.55</b>

**CCI Permanency Outcomes**

Placement Stability	89%	100%	15	15.00
<b>Permanency Sub-Total</b>			<b>15</b>	<b>15.00</b>

**CCI Well-Being Outcomes**

EPSDT Medical Visits	94%	80%	4	3.20
EPSDT Dental Visits	89%	80%	4	3.20
Academic Supports	78%	0%	3	0.00
Provider ECEM Visits	68%	80%	7	5.60
Provider General Contacts	67%	73%	7	5.11
Placements with Siblings	37%	43%	Not Scored	Not Scored
Placements within Legal County	15%	Not Eligible	Not Scored	Not Scored
<b>Well-Being Sub-Total</b>			<b>25</b>	<b>17.11</b>

\*Performance calculation descriptions can be found in the FY 2019 RBWO PBP Measurements and Standards Guide.

<b>Monitoring &amp; Outcomes: Possible Points = 100</b>		<b>Points Earned = 87.76</b>	
<b>Score Before Incentives Credit</b>			<b>87.76%</b>
<b>Incentives Awarded</b>			<b>10.00 pts</b>
<b>PBP Verification</b>			<b>N/A pts</b>
<b>Total Score</b>			<b>97.76%</b>



**DHS, DFCS, Office of Provider Management**  
**Performance-Based Placement Measures**  
**RBWO Provider GA+SCORECARD - CCI**



**Report Quarter: Q2 FY2019**

**Provider/Program Name: Twin Cedars Youth Services - Connections (837) - CCI**

Program Census Information:		# Children in Care During Quarter: 5	# Placements During Quarter: 5	# Children in Care On Last Day: 5
CCI Incentive Credits	Avg Performance All CCIs (Points)	Provider Performance (%)*	Possible Points (Weight)	Provider Points Earned
Early EPSDT Medical Visits		0%	2	0.00
Early EPSDT Dental Visits		0%	2	0.00
Permanency Contacts		0%	5	0.00
Additional Academic Supports		0%	2	0.00
HS Grad/GED/Prof or Trade Certificate/College		N/A	10/5/5/1	5.00
EYSS Agreement		0%	5	0.00
Community Connections		0%	4	0.00
Active Agency Accreditation		50%	4	2.00
Staff Clinical Licensure		0%	5	0.00
Behavior Management (threshold = 0)		100%	4	4.00
<b>Incentives Total</b>	<b>8.28</b>			<b>11.00</b>
Maximum total combined incentive credit allowed is 10 points.			<b>Incentives Awarded</b>	<b>10.00</b>

\*Performance calculation descriptions can be found in the FY 2019 RBWO PBP Measurements and Standards Guide.

**Child Protective Services Investigations and Dispositions**

The following investigations data, which is not used for scoring but is considered significant to a provider's performance, is from Georgia SHINES and is not considered final or complete until the end of the fiscal year.

Total Reports:	0
Number Screened In:	0
Number Screened Out:	0
Number Substantiated:	0
Number Unsubstantiated:	0
Number Active CPS Investigations:	0



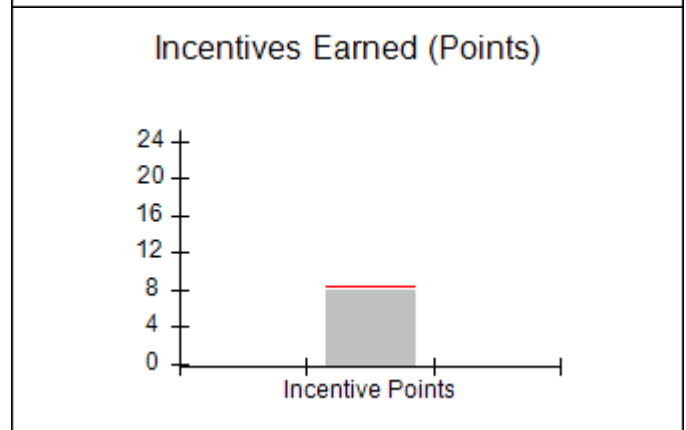
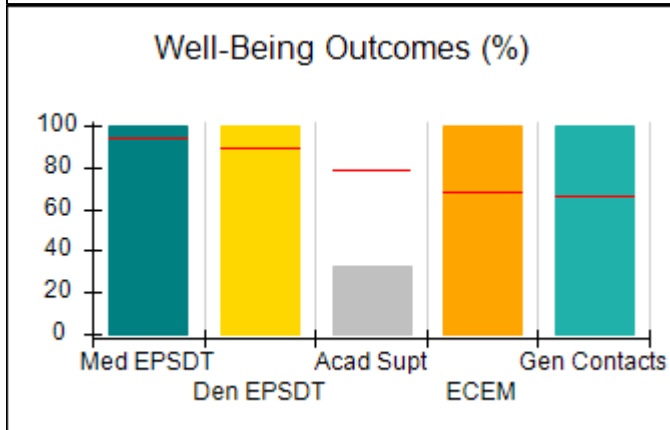
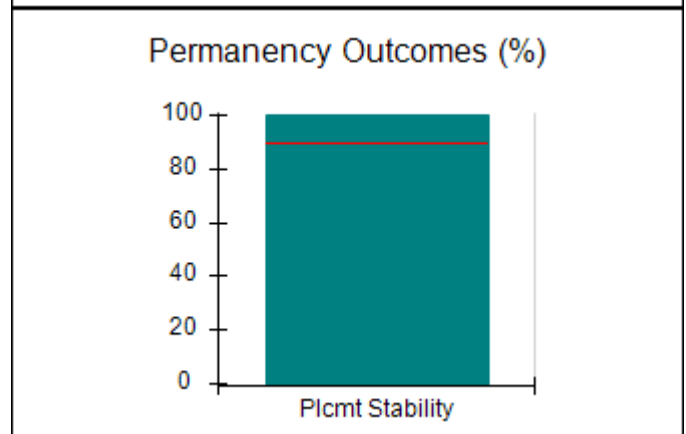
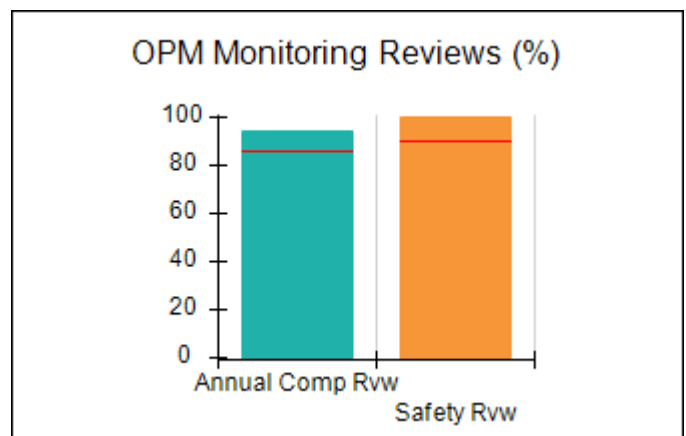
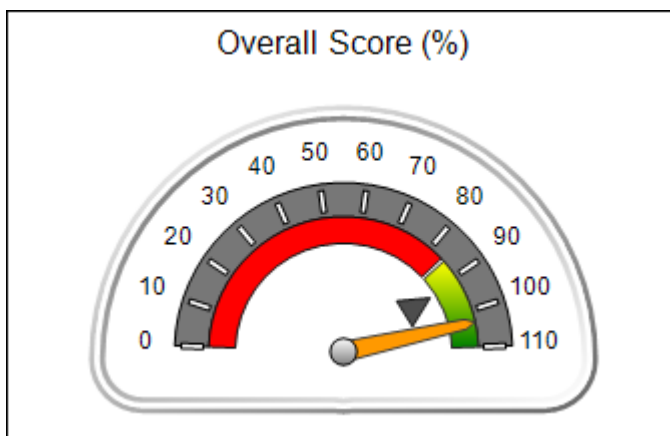
DHS, DFCS, Office of Provider Management  
**Performance-Based Placement Measures**  
**RBWO Provider GA+SCORECARD - CCI**



Report Quarter: Q2 FY2019

Provider/Program Name: Twin Cedars Youth Services - Reality House (841) - CCI			
907 Double Churches Rd., Columbus, GA 31904	Quarterly Scores (Grades)		Current Quarter Score (Grade)
Phone: 706-322-8984	Q1: 94.37 (A)	Q2: 103.36 (A+)	<b>103.36%</b> <b>(A+)</b>
Vendor ID# 35621	Q3: N/A	Q4: N/A	
Program Census Information:	# Children in Care During Quarter: 2	# Placements During Quarter: 2	# Children in Care On Last Day: 1
Quarterly Provider Comparisons to All CCIs			

▼ — indicates average for all CCIs





DHS, DFCS, Office of Provider Management  
**Performance-Based Placement Measures**  
**RBWO Provider GA+SCORECARD - CCI**  
 Report Quarter: Q2 FY2019



<b>Provider/Program Name: Twin Cedars Youth Services - Reality House (841) - CCI</b>				
<b>907 Double Churches Rd., Columbus, GA 31904</b>		<b>Quarterly Scores (Grades)</b>		<b>Current Quarter Score (Grade)</b>
<b>Phone: 706-322-8984</b>		<b>Q1: 94.37 (A)</b>	<b>Q2: 103.36 (A+)</b>	<b>103.36% (A+)</b>
<b>Vendor ID# 35621</b>		<b>Q3: N/A</b>	<b>Q4: N/A</b>	
Program Census Information:		# Children in Care During Quarter: 2	# Placements During Quarter: 2	# Children in Care On Last Day: 1
	<b>Avg Performance All CCIs (%)</b>	<b>Provider Performance (%)*</b>	<b>Possible Points (Weight)</b>	<b>Provider Points Earned</b>
<b>OPM Monitoring Reviews</b>				
Annual Comprehensive Reviews	86%	94%	25	23.57
Safety Reviews	91%	100%	15	15.00
<b>Monitoring Sub-Total</b>			<b>40</b>	<b>38.57</b>
<b>CCI Safety Outcomes</b>				
Incidence of Maltreatment	0.17%	No Substantiated Reports	10	10.00
Staff Training/Foundations	95%	88%	5	4.40
Staff Safety Checks	90%	88%	5	4.40
<b>Safety Sub-Total</b>			<b>20</b>	<b>18.80</b>
<b>CCI Permanency Outcomes</b>				
Placement Stability	89%	100%	15	15.00
<b>Permanency Sub-Total</b>			<b>15</b>	<b>15.00</b>
<b>CCI Well-Being Outcomes</b>				
EPSDT Medical Visits	94%	100%	4	4.00
EPSDT Dental Visits	89%	100%	4	4.00
Academic Supports	78%	33%	3	0.99
Provider ECEM Visits	68%	100%	7	7.00
Provider General Contacts	67%	100%	7	7.00
Placements with Siblings	37%	Not Eligible	Not Scored	Not Scored
Placements within Legal County	15%	0%	Not Scored	Not Scored
<b>Well-Being Sub-Total</b>			<b>25</b>	<b>22.99</b>
*Performance calculation descriptions can be found in the FY 2019 RBWO PBP Measurements and Standards Guide.				

<b>Monitoring &amp; Outcomes: Possible Points = 100</b>		<b>Points Earned = 95.36</b>	
<b>Score Before Incentives Credit</b>			<b>95.36%</b>
<b>Incentives Awarded</b>			<b>8.00 pts</b>
<b>PBP Verification</b>			<b>N/A pts</b>
<b>Total Score</b>			<b>103.36%</b>



**DHS, DFCS, Office of Provider Management**  
**Performance-Based Placement Measures**  
**RBWO Provider GA+SCORECARD - CCI**



**Report Quarter: Q2 FY2019**

**Provider/Program Name: Twin Cedars Youth Services - Reality House (841) - CCI**

Program Census Information:		# Children in Care During Quarter: 2	# Placements During Quarter: 2	# Children in Care On Last Day: 1
CCI Incentive Credits	Avg Performance All CCIs (Points)	Provider Performance (%)*	Possible Points (Weight)	Provider Points Earned
Early EPSDT Medical Visits		100%	2	2.00
Early EPSDT Dental Visits		Not Eligible	2	
Permanency Contacts		None Planned	5	
Additional Academic Supports		0%	2	0.00
HS Grad/GED/Prof or Trade Certificate/College		N/A	10/5/5/1	
EYSS Agreement		Not Eligible	5	
Community Connections		Not Eligible	4	
Active Agency Accreditation		50%	4	2.00
Staff Clinical Licensure		0%	5	0.00
Behavior Management (threshold = 0)		100%	4	4.00
<b>Incentives Total</b>	<b>8.28</b>			<b>8.00</b>
Maximum total combined incentive credit allowed is 10 points.			<b>Incentives Awarded</b>	<b>8.00</b>

\*Performance calculation descriptions can be found in the FY 2019 RBWO PBP Measurements and Standards Guide.

**Child Protective Services Investigations and Dispositions**

The following investigations data, which is not used for scoring but is considered significant to a provider's performance, is from Georgia SHINES and is not considered final or complete until the end of the fiscal year.

Total Reports:	0
Number Screened In:	0
Number Screened Out:	0
Number Substantiated:	0
Number Unsubstantiated:	0
Number Active CPS Investigations:	0



DHS, DFCS, Office of Provider Management

## Performance-Based Placement Measures

### RBWO Provider GA+SCORECARD - CCI



Report Quarter: Q2 FY2019

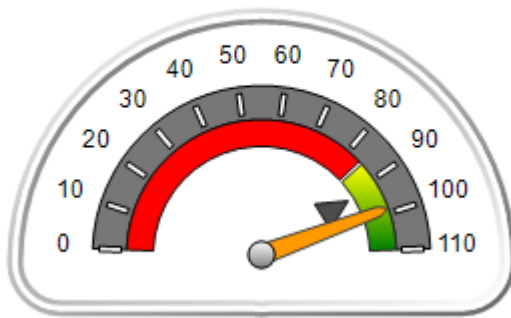
**Provider/Program Name: Vanessa's Place - (5162) - CCI**

655 Post Road Drive, Stone Mountain, GA 30088	Quarterly Scores (Grades)		Current Quarter Score (Grade)
Phone: 404-234-8512	Q1: 94.85 (A)	Q2: 98.68 (A+)	98.68% (A+)
Vendor ID# 46470	Q3: N/A	Q4: N/A	
Program Census Information:	# Children in Care During Quarter: 4	# Placements During Quarter: 4	# Children in Care On Last Day: 3

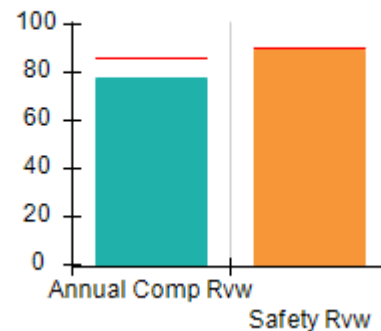
### Quarterly Provider Comparisons to All CCIs

▼ indicates average for all CCIs

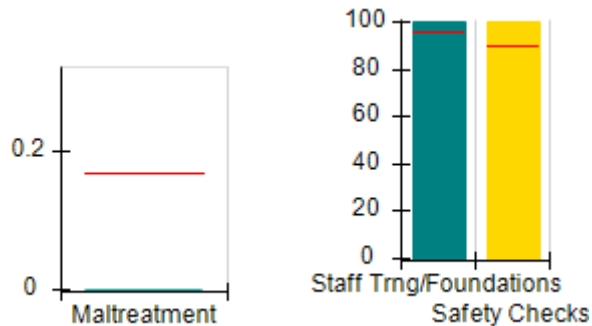
Overall Score (%)



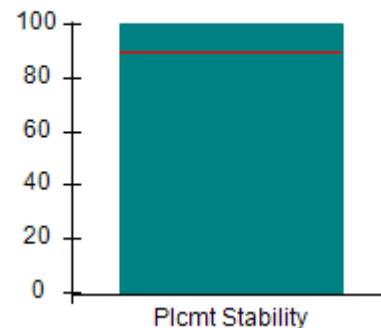
OPM Monitoring Reviews (%)



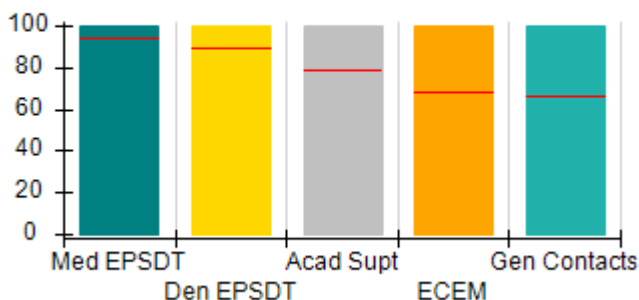
Safety Outcomes (%)



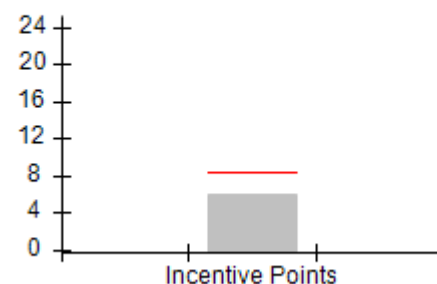
Permanency Outcomes (%)



Well-Being Outcomes (%)



Incentives Earned (Points)







DHS, DFCS, Office of Provider Management  
**Performance-Based Placement Measures**  
**RBWO Provider GA+SCORECARD - CCI**  
 Report Quarter: Q2 FY2019



<b>Provider/Program Name: Vanessa's Place - (5162) - CCI</b>				
655 Post Road Drive, Stone Mountain, GA 30088		Quarterly Scores (Grades)		Current Quarter Score (Grade)
Phone: 404-234-8512		Q1: 94.85 (A)	Q2: 98.68 (A+)	<b>98.68%</b> <b>(A+)</b>
Vendor ID# 46470		Q3: N/A	Q4: N/A	
Program Census Information:		# Children in Care During Quarter: 4	# Placements During Quarter: 4	# Children in Care On Last Day: 3
	Avg Performance All CCIs (%)	Provider Performance (%)*	Possible Points (Weight)	Provider Points Earned
<b>OPM Monitoring Reviews</b>				
Annual Comprehensive Reviews	86%	77%	25	19.30
Safety Reviews	91%	89%	15	13.38
<b>Monitoring Sub-Total</b>			<b>40</b>	<b>32.68</b>
<b>CCI Safety Outcomes</b>				
Incidence of Maltreatment	0.17%	No Substantiated Reports	10	10.00
Staff Training/Foundations	95%	100%	5	5.00
Staff Safety Checks	90%	100%	5	5.00
<b>Safety Sub-Total</b>			<b>20</b>	<b>20.00</b>
<b>CCI Permanency Outcomes</b>				
Placement Stability	89%	100%	15	15.00
<b>Permanency Sub-Total</b>			<b>15</b>	<b>15.00</b>
<b>CCI Well-Being Outcomes</b>				
EPSDT Medical Visits	94%	100%	4	4.00
EPSDT Dental Visits	89%	100%	4	4.00
Academic Supports	78%	100%	3	3.00
Provider ECEM Visits	68%	100%	7	7.00
Provider General Contacts	67%	100%	7	7.00
Placements with Siblings	37%	0%	Not Scored	Not Scored
Placements within Legal County	15%	0%	Not Scored	Not Scored
<b>Well-Being Sub-Total</b>			<b>25</b>	<b>25.00</b>
*Performance calculation descriptions can be found in the FY 2019 RBWO PBP Measurements and Standards Guide.				

<b>Monitoring &amp; Outcomes: Possible Points = 100</b>		<b>Points Earned = 92.68</b>	
<b>Score Before Incentives Credit</b>			<b>92.68%</b>
<b>Incentives Awarded</b>			<b>6.00 pts</b>
<b>PBP Verification</b>			<b>N/A pts</b>
<b>Total Score</b>			<b>98.68%</b>



**DHS, DFCS, Office of Provider Management**  
**Performance-Based Placement Measures**  
**RBWO Provider GA+SCORECARD - CCI**  
**Report Quarter: Q2 FY2019**



**Provider/Program Name: Vanessa's Place - (5162) - CCI**

Program Census Information:		# Children in Care During Quarter: 4	# Placements During Quarter: 4	# Children in Care On Last Day: 3
CCI Incentive Credits	Avg Performance All CCIs (Points)	Provider Performance (%)*	Possible Points (Weight)	Provider Points Earned
Early EPSDT Medical Visits		Not Eligible	2	
Early EPSDT Dental Visits		100%	2	2.00
Permanency Contacts		None Planned	5	
Additional Academic Supports		0%	2	0.00
HS Grad/GED/Prof or Trade Certificate/College		N/A	10/5/5/1	
EYSS Agreement		Not Eligible	5	
Community Connections		0%	4	0.00
Active Agency Accreditation		0%	4	0.00
Staff Clinical Licensure		0%	5	0.00
Behavior Management (threshold = 0)		100%	4	4.00
<b>Incentives Total</b>	<b>8.28</b>			<b>6.00</b>
Maximum total combined incentive credit allowed is 10 points.			<b>Incentives Awarded</b>	<b>6.00</b>

\*Performance calculation descriptions can be found in the FY 2019 RBWO PBP Measurements and Standards Guide.

**Child Protective Services Investigations and Dispositions**

The following investigations data, which is not used for scoring but is considered significant to a provider's performance, is from Georgia SHINES and is not considered final or complete until the end of the fiscal year.

Total Reports:	0
Number Screened In:	0
Number Screened Out:	0
Number Substantiated:	0
Number Unsubstantiated:	0
Number Active CPS Investigations:	0



**DHS, DFCS, Office of Provider Management**  
**Performance-Based Placement Measures**  
**RBWO Provider GA+SCORECARD - CCI**



**Report Quarter: Q2 FY2019**

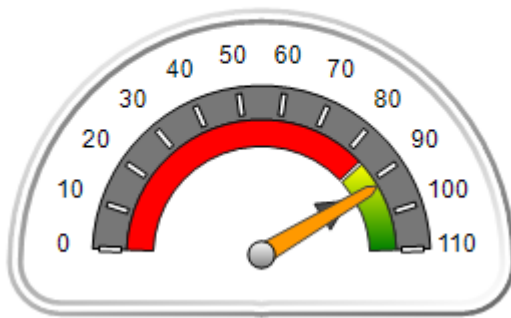
**Provider/Program Name: Vashti Center, The - (852) - CCI**

1815 E. Clay St., Thomasville, GA 31792	Quarterly Scores (Grades)		Current Quarter Score (Grade)
Phone: 229-226-4634	Q1: 93.39 (A-)	Q2: 92.16 (A-)	<b>92.16%</b> <b>(A-)</b>
Vendor ID# 35629	Q3: N/A	Q4: N/A	
Program Census Information:	# Children in Care During Quarter: 27	# Placements During Quarter: 27	# Children in Care On Last Day: 19

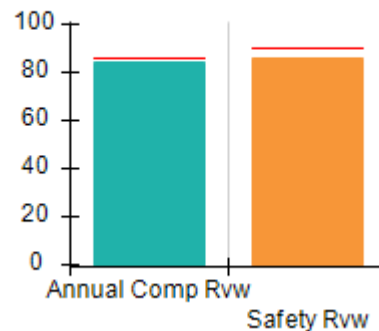
**Quarterly Provider Comparisons to All CCIs**

▼ — indicates average for all CCIs

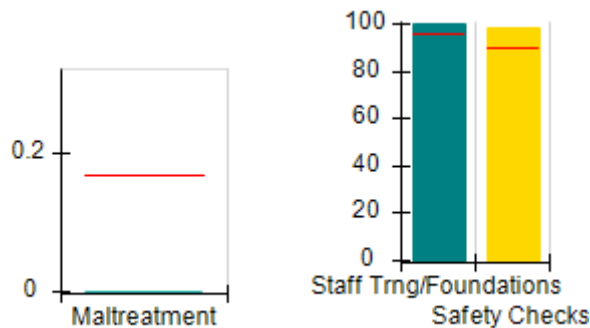
**Overall Score (%)**



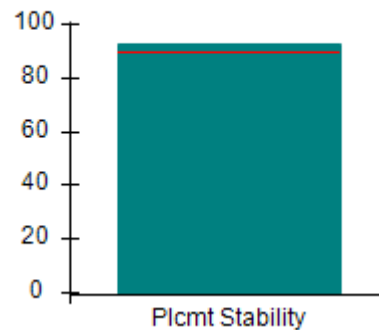
**OPM Monitoring Reviews (%)**



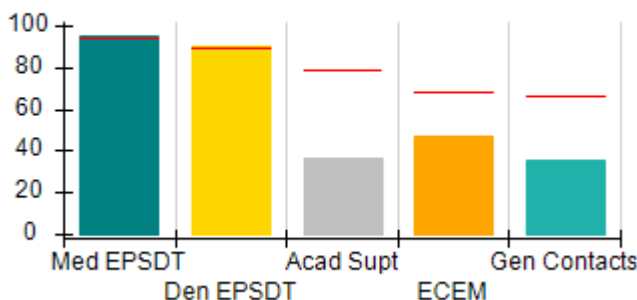
**Safety Outcomes (%)**



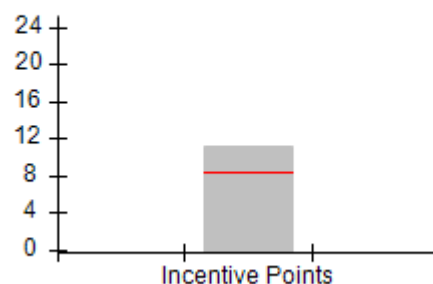
**Permanency Outcomes (%)**



**Well-Being Outcomes (%)**



**Incentives Earned (Points)**





DHS, DFCS, Office of Provider Management  
**Performance-Based Placement Measures**  
**RBWO Provider GA+SCORECARD - CCI**



Report Quarter: Q2 FY2019

<b>Provider/Program Name: Vashti Center, The - (852) - CCI</b>				
<b>1815 E. Clay St., Thomasville, GA 31792</b>		<b>Quarterly Scores (Grades)</b>		<b>Current Quarter Score (Grade)</b>
<b>Phone: 229-226-4634</b>		<b>Q1: 93.39 (A-)</b>	<b>Q2: 92.16 (A-)</b>	<b>92.16% (A-)</b>
<b>Vendor ID# 35629</b>		<b>Q3: N/A</b>	<b>Q4: N/A</b>	
Program Census Information:		# Children in Care During Quarter: 27	# Placements During Quarter: 27	# Children in Care On Last Day: 19
	<b>Avg Performance All CCIs (%)</b>	<b>Provider Performance (%)*</b>	<b>Possible Points (Weight)</b>	<b>Provider Points Earned</b>
<b>OPM Monitoring Reviews</b>				
Annual Comprehensive Reviews	86%	84%	25	21.09
Safety Reviews	91%	86%	15	12.90
<b>Monitoring Sub-Total</b>			<b>40</b>	<b>33.99</b>
<b>CCI Safety Outcomes</b>				
Incidence of Maltreatment	0.17%	No Substantiated Reports	10	10.00
Staff Training/Foundations	95%	100%	5	5.00
Staff Safety Checks	90%	98%	5	4.90
<b>Safety Sub-Total</b>			<b>20</b>	<b>19.90</b>
<b>CCI Permanency Outcomes</b>				
Placement Stability	89%	93%	15	13.95
<b>Permanency Sub-Total</b>			<b>15</b>	<b>13.95</b>
<b>CCI Well-Being Outcomes</b>				
EPSDT Medical Visits	94%	95%	4	3.80
EPSDT Dental Visits	89%	90%	4	3.60
Academic Supports	78%	37%	3	1.11
Provider ECEM Visits	68%	47%	7	3.29
Provider General Contacts	67%	36%	7	2.52
Placements with Siblings	37%	25%	Not Scored	Not Scored
Placements within Legal County	15%	0%	Not Scored	Not Scored
<b>Well-Being Sub-Total</b>			<b>25</b>	<b>14.32</b>
*Performance calculation descriptions can be found in the FY 2019 RBWO PBP Measurements and Standards Guide.				

<b>Monitoring &amp; Outcomes: Possible Points = 100</b>		<b>Points Earned = 82.16</b>	
<b>Score Before Incentives Credit</b>			<b>82.16%</b>
<b>Incentives Awarded</b>			<b>10.00 pts</b>
<b>PBP Verification</b>			<b>N/A pts</b>
<b>Total Score</b>			<b>92.16%</b>



**DHS, DFCS, Office of Provider Management**  
**Performance-Based Placement Measures**  
**RBWO Provider GA+SCORECARD - CCI**  
**Report Quarter: Q2 FY2019**



**Provider/Program Name: Vashti Center, The - (852) - CCI**

Program Census Information:		# Children in Care During Quarter: 27	# Placements During Quarter: 27	# Children in Care On Last Day: 19
CCI Incentive Credits	Avg Performance All CCIs (Points)	Provider Performance (%)*	Possible Points (Weight)	Provider Points Earned
Early EPSDT Medical Visits		86%	2	1.72
Early EPSDT Dental Visits		75%	2	1.50
Permanency Contacts		0%	5	0.00
Additional Academic Supports		0%	2	0.00
HS Grad/GED/Prof or Trade Certificate/College		N/A	10/5/5/1	
EYSS Agreement		0%	5	0.00
Community Connections		0%	4	0.00
Active Agency Accreditation		100%	4	4.00
Staff Clinical Licensure		0%	5	0.00
Behavior Management (threshold = 0)		100%	4	4.00
<b>Incentives Total</b>	<b>8.28</b>			<b>11.22</b>
Maximum total combined incentive credit allowed is 10 points.			<b>Incentives Awarded</b>	<b>10.00</b>

\*Performance calculation descriptions can be found in the FY 2019 RBWO PBP Measurements and Standards Guide.

**Child Protective Services Investigations and Dispositions**

The following investigations data, which is not used for scoring but is considered significant to a provider's performance, is from Georgia SHINES and is not considered final or complete until the end of the fiscal year.

Total Reports:	2
Number Screened In:	0
Number Screened Out:	2
Number Substantiated:	0
Number Unsubstantiated:	0
Number Active CPS Investigations:	0



**DHS, DFCS, Office of Provider Management**  
**Performance-Based Placement Measures**  
**RBWO Provider GA+SCORECARD - CCI**  
**Report Quarter: Q2 FY2019**



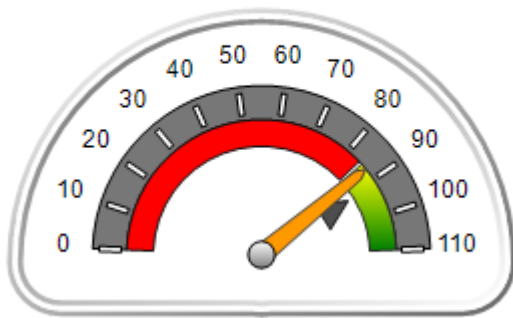
**Provider/Program Name: Visions of Hope for Boys - (978) - CCI**

3196 Bonway Drive, Decatur, GA 30032	Quarterly Scores (Grades)		Current Quarter Score (Grade)
Phone: 404-290-5828	Q1: 87.88 (B+)	Q2: 86.63 (B)	<b>86.63%</b> <b>(B)</b>
Vendor ID# 40239	Q3: N/A	Q4: N/A	
Program Census Information:	# Children in Care During Quarter: 9	# Placements During Quarter: 9	# Children in Care On Last Day: 4

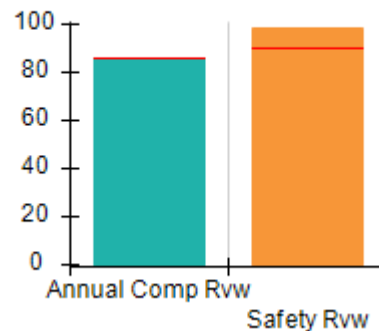
**Quarterly Provider Comparisons to All CCIs**

▼ — indicates average for all CCIs

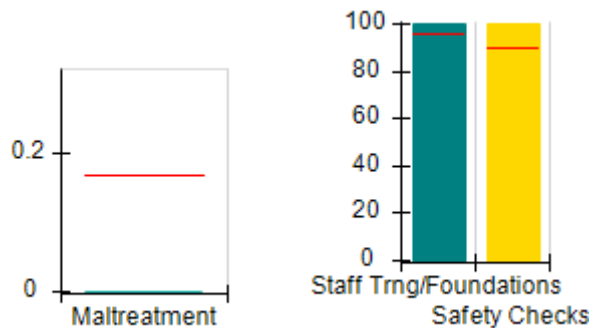
Overall Score (%)



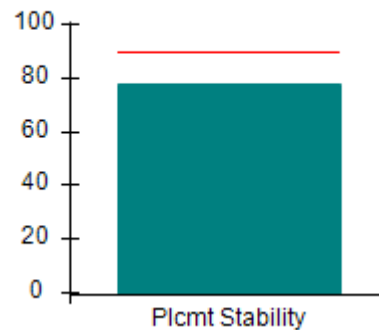
OPM Monitoring Reviews (%)



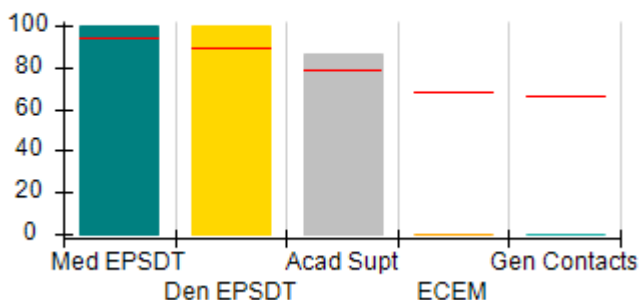
Safety Outcomes (%)



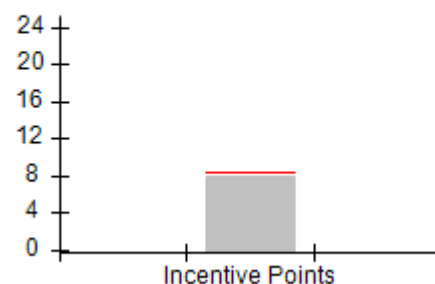
Permanency Outcomes (%)



Well-Being Outcomes (%)



Incentives Earned (Points)





DHS, DFCS, Office of Provider Management  
**Performance-Based Placement Measures**  
**RBWO Provider GA+SCORECARD - CCI**  
 Report Quarter: Q2 FY2019



Provider/Program Name: Visions of Hope for Boys - (978) - CCI				
3196 Bonway Drive, Decatur, GA 30032		Quarterly Scores (Grades)		Current Quarter Score (Grade)
Phone: 404-290-5828		Q1: 87.88 (B+)	Q2: 86.63 (B)	<b>86.63%</b> <b>(B)</b>
Vendor ID# 40239		Q3: N/A	Q4: N/A	
Program Census Information:		# Children in Care During Quarter: 9	# Placements During Quarter: 9	# Children in Care On Last Day: 4
	Avg Performance All CCIs (%)	Provider Performance (%)*	Possible Points (Weight)	Provider Points Earned
<b>OPM Monitoring Reviews</b>				
Annual Comprehensive Reviews	86%	86%	25	21.53
Safety Reviews	91%	99%	15	14.81
<b>Monitoring Sub-Total</b>			<b>40</b>	<b>36.35</b>
<b>CCI Safety Outcomes</b>				
Incidence of Maltreatment	0.17%	No Substantiated Reports	10	10.00
Staff Training/Foundations	95%	100%	5	5.00
Staff Safety Checks	90%	100%	5	5.00
<b>Safety Sub-Total</b>			<b>20</b>	<b>20.00</b>
<b>CCI Permanency Outcomes</b>				
Placement Stability	89%	78%	15	11.70
<b>Permanency Sub-Total</b>			<b>15</b>	<b>11.70</b>
<b>CCI Well-Being Outcomes</b>				
EPSDT Medical Visits	94%	100%	4	4.00
EPSDT Dental Visits	89%	100%	4	4.00
Academic Supports	78%	86%	3	2.58
Provider ECEM Visits	68%	0%	7	0.00
Provider General Contacts	67%	0%	7	0.00
Placements with Siblings	37%	Not Eligible	Not Scored	Not Scored
Placements within Legal County	15%	50%	Not Scored	Not Scored
<b>Well-Being Sub-Total</b>			<b>25</b>	<b>10.58</b>
*Performance calculation descriptions can be found in the FY 2019 RBWO PBP Measurements and Standards Guide.				

<b>Monitoring &amp; Outcomes: Possible Points = 100</b>		<b>Points Earned = 78.63</b>	
<b>Score Before Incentives Credit</b>			<b>78.63%</b>
<b>Incentives Awarded</b>			<b>8.00 pts</b>
<b>PBP Verification</b>			<b>N/A pts</b>
<b>Total Score</b>			<b>86.63%</b>



**DHS, DFCS, Office of Provider Management**  
**Performance-Based Placement Measures**  
**RBWO Provider GA+SCORECARD - CCI**  
**Report Quarter: Q2 FY2019**



**Provider/Program Name: Visions of Hope for Boys - (978) - CCI**

Program Census Information:		# Children in Care During Quarter: 9	# Placements During Quarter: 9	# Children in Care On Last Day: 4
CCI Incentive Credits	Avg Performance All CCIs (Points)	Provider Performance (%)*	Possible Points (Weight)	Provider Points Earned
Early EPSDT Medical Visits		100%	2	2.00
Early EPSDT Dental Visits		100%	2	2.00
Permanency Contacts		0%	5	0.00
Additional Academic Supports		0%	2	0.00
HS Grad/GED/Prof or Trade Certificate/College		N/A	10/5/5/1	
EYSS Agreement		Not Eligible	5	
Community Connections		0%	4	0.00
Active Agency Accreditation		0%	4	0.00
Staff Clinical Licensure		0%	5	0.00
Behavior Management (threshold = 0)		100%	4	4.00
<b>Incentives Total</b>	<b>8.28</b>			<b>8.00</b>
Maximum total combined incentive credit allowed is 10 points.			<b>Incentives Awarded</b>	<b>8.00</b>

\*Performance calculation descriptions can be found in the FY 2019 RBWO PBP Measurements and Standards Guide.

**Child Protective Services Investigations and Dispositions**

The following investigations data, which is not used for scoring but is considered significant to a provider's performance, is from Georgia SHINES and is not considered final or complete until the end of the fiscal year.

Total Reports:	0
Number Screened In:	0
Number Screened Out:	0
Number Substantiated:	0
Number Unsubstantiated:	0
Number Active CPS Investigations:	0





**DHS, DFCS, Office of Provider Management**  
**Performance-Based Placement Measures**  
**RBWO Provider GA+SCORECARD - CCI**  
**Report Quarter: Q2 FY2019**



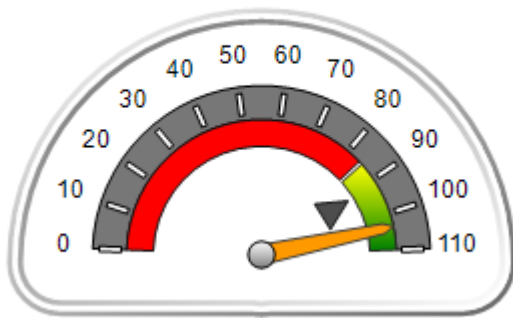
**Provider/Program Name: Weekes House, Inc. - Weekes House (5178) - CCI**

<b>5430 Rocky Pine Drive, Lithonia, GA 30038</b>	<b>Quarterly Scores (Grades)</b>		<b>Current Quarter Score (Grade)</b>
<b>Phone: 678-418-6450</b>	<b>Q1: 77.07 (C+)</b>	<b>Q2: 103.76 (A+)</b>	<b>103.76% (A+)</b>
<b>Vendor ID# 124200</b>	<b>Q3: N/A</b>	<b>Q4: N/A</b>	
<b>Program Census Information:</b>	<b># Children in Care During Quarter: 8</b>	<b># Placements During Quarter: 9</b>	<b># Children in Care On Last Day: 5</b>

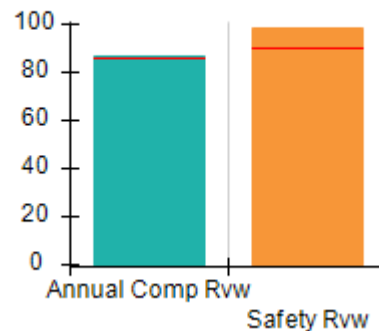
**Quarterly Provider Comparisons to All CCIs**

▼ — indicates average for all CCIs

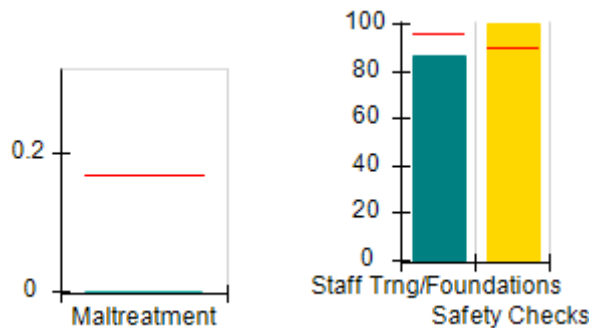
**Overall Score (%)**



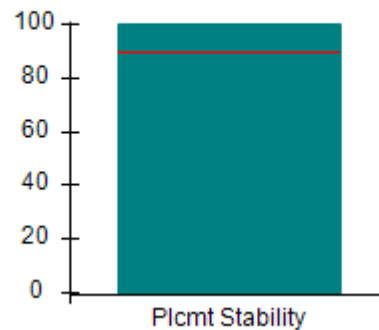
**OPM Monitoring Reviews (%)**



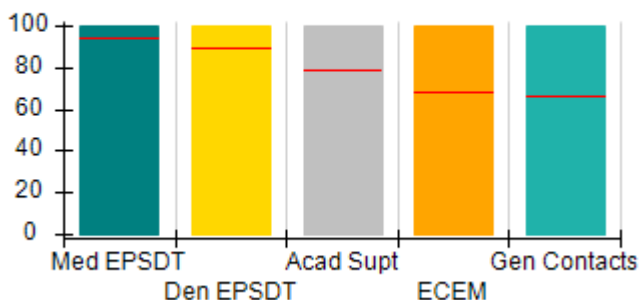
**Safety Outcomes (%)**



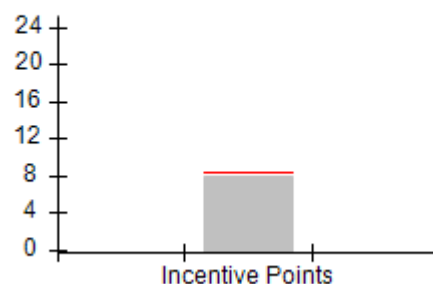
**Permanency Outcomes (%)**



**Well-Being Outcomes (%)**



**Incentives Earned (Points)**





DHS, DFCS, Office of Provider Management  
**Performance-Based Placement Measures**  
**RBWO Provider GA+SCORECARD - CCI**  
 Report Quarter: Q2 FY2019



<b>Provider/Program Name: Weekes House, Inc. - Weekes House (5178) - CCI</b>				
<b>5430 Rocky Pine Drive, Lithonia, GA 30038</b>		<b>Quarterly Scores (Grades)</b>		<b>Current Quarter Score (Grade)</b>
<b>Phone: 678-418-6450</b>		<b>Q1: 77.07 (C+)</b>	<b>Q2: 103.76 (A+)</b>	<b>103.76% (A+)</b>
<b>Vendor ID# 124200</b>		<b>Q3: N/A</b>	<b>Q4: N/A</b>	
Program Census Information:		# Children in Care During Quarter: 8	# Placements During Quarter: 9	# Children in Care On Last Day: 5
	<b>Avg Performance All CCIs (%)</b>	<b>Provider Performance (%)*</b>	<b>Possible Points (Weight)</b>	<b>Provider Points Earned</b>
<b>OPM Monitoring Reviews</b>				
Annual Comprehensive Reviews	86%	87%	25	21.65
Safety Reviews	91%	99%	15	14.81
<b>Monitoring Sub-Total</b>			<b>40</b>	<b>36.46</b>
<b>CCI Safety Outcomes</b>				
Incidence of Maltreatment	0.17%	No Substantiated Reports	10	10.00
Staff Training/Foundations	95%	86%	5	4.30
Staff Safety Checks	90%	100%	5	5.00
<b>Safety Sub-Total</b>			<b>20</b>	<b>19.30</b>
<b>CCI Permanency Outcomes</b>				
Placement Stability	89%	100%	15	15.00
<b>Permanency Sub-Total</b>			<b>15</b>	<b>15.00</b>
<b>CCI Well-Being Outcomes</b>				
EPSDT Medical Visits	94%	100%	4	4.00
EPSDT Dental Visits	89%	100%	4	4.00
Academic Supports	78%	100%	3	3.00
Provider ECEM Visits	68%	100%	7	7.00
Provider General Contacts	67%	100%	7	7.00
Placements with Siblings	37%	0%	Not Scored	Not Scored
Placements within Legal County	15%	0%	Not Scored	Not Scored
<b>Well-Being Sub-Total</b>			<b>25</b>	<b>25.00</b>
*Performance calculation descriptions can be found in the FY 2019 RBWO PBP Measurements and Standards Guide.				

<b>Monitoring &amp; Outcomes: Possible Points = 100</b>		<b>Points Earned = 95.76</b>	
<b>Score Before Incentives Credit</b>			<b>95.76%</b>
<b>Incentives Awarded</b>			<b>8.00 pts</b>
<b>PBP Verification</b>			<b>N/A pts</b>
<b>Total Score</b>			<b>103.76%</b>



**DHS, DFCS, Office of Provider Management**  
**Performance-Based Placement Measures**  
**RBWO Provider GA+SCORECARD - CCI**  
**Report Quarter: Q2 FY2019**



**Provider/Program Name: Weekes House, Inc. - Weekes House (5178) - CCI**

Program Census Information:		# Children in Care During Quarter: 8	# Placements During Quarter: 9	# Children in Care On Last Day: 5
CCI Incentive Credits	Avg Performance All CCIs (Points)	Provider Performance (%)*	Possible Points (Weight)	Provider Points Earned
Early EPSDT Medical Visits		100%	2	2.00
Early EPSDT Dental Visits		100%	2	2.00
Permanency Contacts		0%	5	0.00
Additional Academic Supports		0%	2	0.00
HS Grad/GED/Prof or Trade Certificate/College		N/A	10/5/5/1	
EYSS Agreement		Not Eligible	5	
Community Connections		0%	4	0.00
Active Agency Accreditation		0%	4	0.00
Staff Clinical Licensure		0%	5	0.00
Behavior Management (threshold = 0)		100%	4	4.00
<b>Incentives Total</b>	<b>8.28</b>			<b>8.00</b>
Maximum total combined incentive credit allowed is 10 points.			<b>Incentives Awarded</b>	<b>8.00</b>

\*Performance calculation descriptions can be found in the FY 2019 RBWO PBP Measurements and Standards Guide.

**Child Protective Services Investigations and Dispositions**

The following investigations data, which is not used for scoring but is considered significant to a provider's performance, is from Georgia SHINES and is not considered final or complete until the end of the fiscal year.

Total Reports:	0
Number Screened In:	0
Number Screened Out:	0
Number Substantiated:	0
Number Unsubstantiated:	0
Number Active CPS Investigations:	0



**DHS, DFCS, Office of Provider Management**  
**Performance-Based Placement Measures**  
**RBWO Provider GA+SCORECARD - CCI**  
**Report Quarter: Q2 FY2019**



<b>Provider/Program Name: Wellspring Living, Inc. - (5168) - CCI</b>			
<b>3965 Roosevelt Hwy, Union City, GA 30349</b>	<b>Quarterly Scores (Grades)</b>		<b>Current Quarter Score (Grade)</b>
<b>Phone: 770-631-8888</b>	<b>Q1: 79.59 (C+)</b>	<b>Q2: 81.86 (B-)</b>	<b>81.86% (B-)</b>
<b>Vendor ID# 119326</b>	<b>Q3: N/A</b>	<b>Q4: N/A</b>	
<b>Program Census Information:</b>	<b># Children in Care During Quarter: 11</b>	<b># Placements During Quarter: 11</b>	<b># Children in Care On Last Day: 5</b>
<b>Quarterly Provider Comparisons to All CCIs</b>			

▼ — indicates average for all CCIs





DHS, DFCS, Office of Provider Management  
**Performance-Based Placement Measures**  
**RBWO Provider GA+SCORECARD - CCI**  
 Report Quarter: Q2 FY2019



<b>Provider/Program Name: Wellspring Living, Inc. - (5168) - CCI</b>				
<b>3965 Roosevelt Hwy, Union City, GA 30349</b>		<b>Quarterly Scores (Grades)</b>		<b>Current Quarter Score (Grade)</b>
<b>Phone: 770-631-8888</b>		<b>Q1: 79.59 (C+)</b>	<b>Q2: 81.86 (B-)</b>	<b>81.86% (B-)</b>
<b>Vendor ID# 119326</b>		<b>Q3: N/A</b>	<b>Q4: N/A</b>	
Program Census Information:		# Children in Care During Quarter: 11	# Placements During Quarter: 11	# Children in Care On Last Day: 5
	<b>Avg Performance All CCIs (%)</b>	<b>Provider Performance (%)*</b>	<b>Possible Points (Weight)</b>	<b>Provider Points Earned</b>
<b>OPM Monitoring Reviews</b>				
Annual Comprehensive Reviews	86%	82%	25	20.38
Safety Reviews	91%	62%	15	9.24
<b>Monitoring Sub-Total</b>			<b>40</b>	<b>29.63</b>
<b>CCI Safety Outcomes</b>				
Incidence of Maltreatment	0.17%	No Substantiated Reports	10	10.00
Staff Training/Foundations	95%	97%	5	4.85
Staff Safety Checks	90%	94%	5	4.70
<b>Safety Sub-Total</b>			<b>20</b>	<b>19.55</b>
<b>CCI Permanency Outcomes</b>				
Placement Stability	89%	82%	15	12.30
<b>Permanency Sub-Total</b>			<b>15</b>	<b>12.30</b>
<b>CCI Well-Being Outcomes</b>				
EPSDT Medical Visits	94%	100%	4	4.00
EPSDT Dental Visits	89%	100%	4	4.00
Academic Supports	78%	0%	3	0.00
Provider ECEM Visits	68%	44%	7	3.08
Provider General Contacts	67%	40%	7	2.80
Placements with Siblings	37%	Not Eligible	Not Scored	Not Scored
Placements within Legal County	15%	0%	Not Scored	Not Scored
<b>Well-Being Sub-Total</b>			<b>25</b>	<b>13.88</b>
*Performance calculation descriptions can be found in the FY 2019 RBWO PBP Measurements and Standards Guide.				

<b>Monitoring &amp; Outcomes: Possible Points = 100</b>		<b>Points Earned = 75.36</b>	
<b>Score Before Incentives Credit</b>			<b>75.36%</b>
<b>Incentives Awarded</b>			<b>6.50 pts</b>
<b>PBP Verification</b>			<b>N/A pts</b>
<b>Total Score</b>			<b>81.86%</b>



**DHS, DFCS, Office of Provider Management**  
**Performance-Based Placement Measures**  
**RBWO Provider GA+SCORECARD - CCI**  
**Report Quarter: Q2 FY2019**



**Provider/Program Name: Wellspring Living, Inc. - (5168) - CCI**

Program Census Information:		# Children in Care During Quarter: 11	# Placements During Quarter: 11	# Children in Care On Last Day: 5
CCI Incentive Credits	Avg Performance All CCIs (Points)	Provider Performance (%)*	Possible Points (Weight)	Provider Points Earned
Early EPSDT Medical Visits		100%	2	2.00
Early EPSDT Dental Visits		Not Eligible	2	
Permanency Contacts		0%	5	0.00
Additional Academic Supports		0%	2	0.00
HS Grad/GED/Prof or Trade Certificate/College		N/A	10/5/5/1	
EYSS Agreement		Not Eligible	5	
Community Connections		0%	4	0.00
Active Agency Accreditation		0%	4	0.00
Staff Clinical Licensure		10%	5	0.50
Behavior Management (threshold = 0)		100%	4	4.00
<b>Incentives Total</b>	<b>8.28</b>			<b>6.50</b>
Maximum total combined incentive credit allowed is 10 points.			<b>Incentives Awarded</b>	<b>6.50</b>

\*Performance calculation descriptions can be found in the FY 2019 RBWO PBP Measurements and Standards Guide.

**Child Protective Services Investigations and Dispositions**

The following investigations data, which is not used for scoring but is considered significant to a provider's performance, is from Georgia SHINES and is not considered final or complete until the end of the fiscal year.

Total Reports:	4
Number Screened In:	2
Number Screened Out:	2
Number Substantiated:	0
Number Unsubstantiated:	0
Number Active CPS Investigations:	2