



Performance-Based Placement Measures RBWO Provider GA+SCORECARD - ILP/TLP

Report Quarter: Q2 FY2019

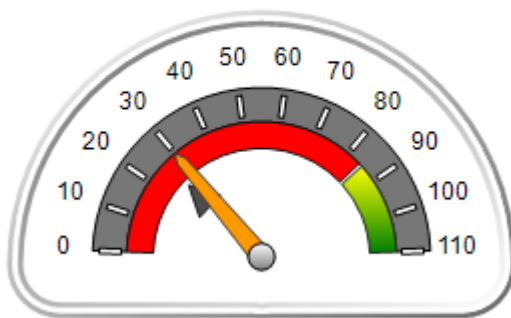
Provider/Program Name: A Change for All 2 - East Point (5265) - ILP

380 Legacy Drive, Atlanta, GA 30310	Quarterly Scores (Grades)		Current Quarter Score (Grade)
Phone: 404-766-2211	Q1: 32.73 (F)	Q2: 29.99 (F)	29.99%
Vendor ID# 151119	Q3: N/A	Q4: N/A	(F)
Program Census Information:	# Children in Care During Quarter: 9	# Placements During Quarter: 9	# Children in Care On Last Day: 8

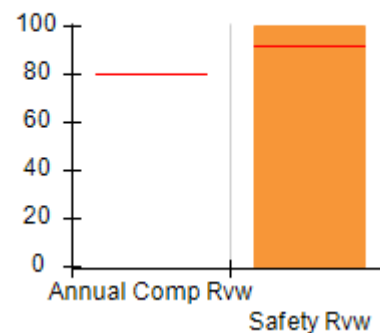
Quarterly Provider Comparisons to All ILP/TLPs

▼ — indicates average for all ILP/TLPs

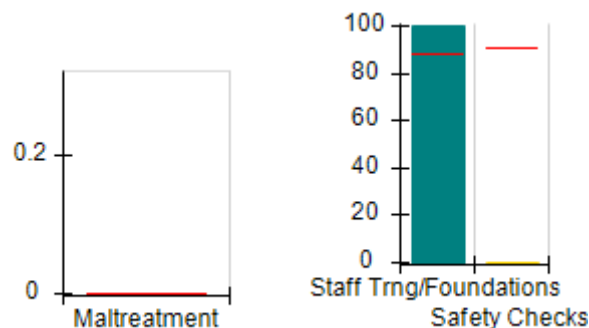
Overall Score (%)



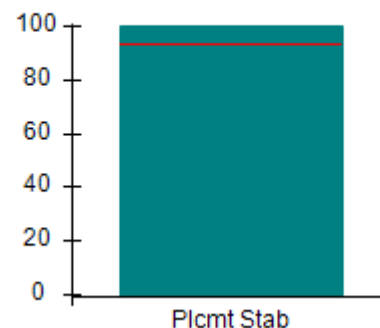
OPM Monitoring Reviews (%)



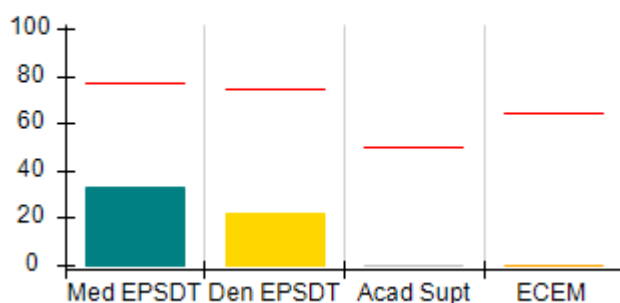
Safety Outcomes (%)



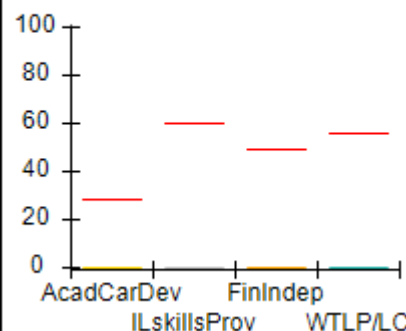
Permanency Outcomes (%)



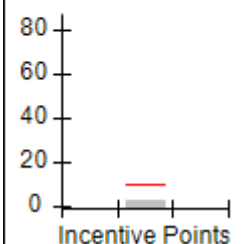
Well-Being Outcomes (%)



ILP/TLP Outcomes (%)



Incentives Earned (Points)





Performance-Based Placement Measures

RBWO Provider GA+SCORECARD - ILP/TLP

Report Quarter: Q2 FY2019

Provider/Program Name: A Change for All 2 - East Point (5265) - ILP				
380 Legacy Drive, Atlanta, GA 30310		Quarterly Scores (Grades)		Current Quarter Score (Grade)
Phone: 404-766-2211		Q1: 32.73 (F)	Q2: 29.99 (F)	29.99%
Vendor ID# 151119		Q3: N/A	Q4: N/A	(F)
Program Census Information:		# Children in Care During Quarter: 9	# Placements During Quarter: 9	# Children in Care On Last Day: 8
	Avg Performance All ILP/TLPs (%)	Provider Performance (%)*	Possible Points (Weight)	Provider Points Earned
OPM Monitoring Reviews				
Annual Comprehensive Reviews	80%	Not Yet Conducted		
Safety Reviews	92%	100%	10	10.00
Monitoring Sub-Total			10	10.00
ILP/TLP Safety Outcomes				
Incidence of Maltreatment	0.00%	No Substantiated Reports	3	3.00
Staff Training/Foundations	88%	100%	5	5.00
Staff Safety Checks	90%	0%	5	0.00
Safety Sub-Total			13	8.00
ILP/TLP Permanency Outcomes				
Placement Stability	93%	100%	3	3.00
Permanency Sub-Total			3	3.00
ILP/TLP Well-Being Outcomes				
EPSDT Medical Visits	77%	33%	4	1.32
EPSDT Dental Visits	74%	22%	4	0.88
Academic Supports	50%	0%	2	0.00
Provider ECEM Visits	65%	0%	4	0.00
Placements with Siblings	16%	Not Eligible	Not Scored	Not Scored
Placements within Legal County	26%	0%	Not Scored	Not Scored
Well-Being Sub-Total			14	2.20
ILP/TLP Specialty Outcomes				
Academic/Career Development	28%	0%	10	0.00
Ind Living Skills Provision	60%	0%	15	0.00
Financial Independence	49%	0%	5	0.00
WTLP/Life Coach	56%	0%	15	0.00
Specialty Sub-Total			45	0.00
*Performance calculation descriptions can be found in the FY 2019 RBWO PBP Measurements and Standards Guide.				

Monitoring & Outcomes: Possible Points = 85

Points Earned = 23.20

**Performance-Based Placement Measures**
RBWO Provider GA+SCORECARD - ILP/TLP

Report Quarter: Q2 FY2019

Score Before Incentives Credit	27.29%
Incentives Awarded	02.70 pts
PBP Verification	N/A pts
Total Score	29.99%

Provider/Program Name: A Change for All 2 - East Point (5265) - ILP

Program Census Information:		# Children in Care During Quarter: 9	# Placements During Quarter: 9	# Children in Care On Last Day: 8
ILP/TLP Incentive Credits	Avg Performance All ILP/TLPs (Points)	Provider Performance (%)*	Possible Points (Weight)	Provider Points Earned
No DOC Involvement		54%	5	2.70
Community Connections		0%	4	0.00
Positive Permanency Connections		0%	5	0.00
HS Grad/GED/Prof or Trade Certificate/College		N/A	10/5/5/1	
Part-Time Employment with Medical Benefits		0%	10	0.00
Living Arrangements at Discharge		0%	10	0.00
Additional Academic Supports		0%	2	0.00
Additional IL Skills Provision		0%	5	0.00
Active Agency Accreditation		0%	4	0.00
Staff Clinical Licensure		0%	5	0.00
Incentives Total	9.71			2.70

*Performance calculation descriptions can be found in the FY 2019 RBWO PBP Measurements and Standards Guide.

Child Protective Services Investigations and Dispositions

The following investigations data, which is not used for scoring but is considered significant to a provider's performance, is from Georgia SHINES and is not considered final or complete until the end of the fiscal year.

Total Reports:	0	
Number Screened In:	0	
Number Screened Out:	0	
Number Substantiated:	0	
Number Unsubstantiated:	0	
Number Active CPS Investigations:	0	

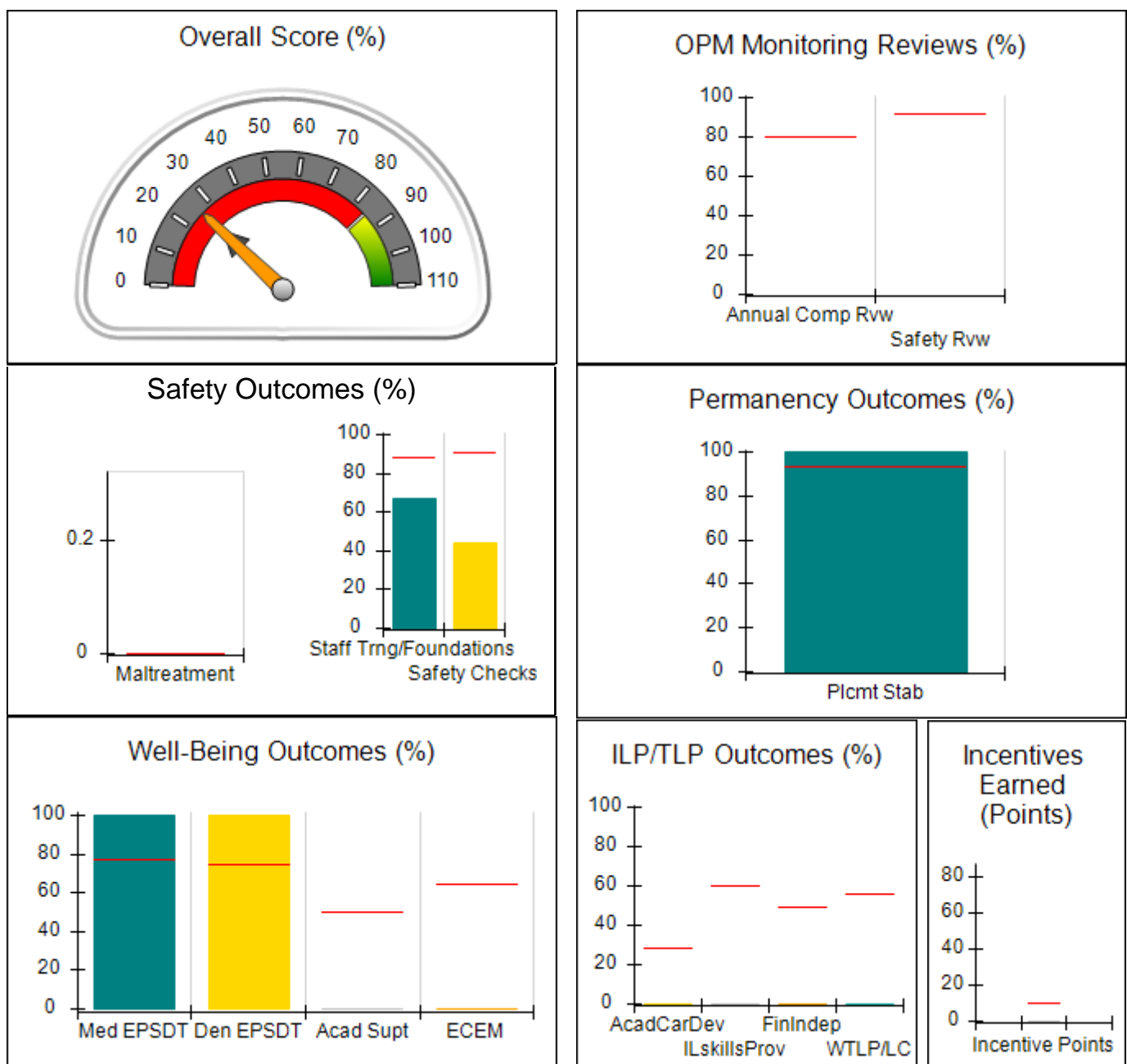


Performance-Based Placement Measures RBWO Provider GA+SCORECARD - ILP/TLP

Report Quarter: Q2 FY2019

Provider/Program Name: Atlanta Children's Foundation dba THE Village - (5344) - ILP			
127 Gulley Trail, Toccoa, GA 30577	Quarterly Scores (Grades)		Current Quarter Score (Grade)
Phone: 404-824-2044	Q1: 00.00 (F)	Q2: 26.07 (F)	26.07%
Vendor ID# 159953	Q3: N/A	Q4: N/A	(F)
Program Census Information:	# Children in Care During Quarter: 2	# Placements During Quarter: 2	# Children in Care On Last Day: 1
Quarterly Provider Comparisons to All ILP/TLPs			

▼ — indicates average for all ILP/TLPs





Performance-Based Placement Measures
RBWO Provider GA+SCORECARD - ILP/TLP

Report Quarter: Q2 FY2019

Provider/Program Name: Atlanta Children's Foundation dba THE Village - (5344) - ILP				
127 Gulley Trail, Toccoa, GA 30577		Quarterly Scores (Grades)		Current Quarter Score (Grade)
Phone: 404-824-2044		Q1: 00.00 (F)	Q2: 26.07 (F)	26.07%
Vendor ID# 159953		Q3: N/A	Q4: N/A	(F)
Program Census Information:		# Children in Care During Quarter: 2	# Placements During Quarter: 2	# Children in Care On Last Day: 1
	Avg Performance All ILP/TLPs (%)	Provider Performance (%)*	Possible Points (Weight)	Provider Points Earned
OPM Monitoring Reviews				
Annual Comprehensive Reviews	80%	Not Yet Conducted		
Safety Reviews	92%	Not Yet Conducted		
Monitoring Sub-Total				0.00
ILP/TLP Safety Outcomes				
Incidence of Maltreatment	0.00%	No Substantiated Reports	3	3.00
Staff Training/Foundations	88%	67%	5	3.35
Staff Safety Checks	90%	44%	5	2.20
Safety Sub-Total			13	8.55
ILP/TLP Permanency Outcomes				
Placement Stability	93%	100%	3	3.00
Permanency Sub-Total			3	3.00
ILP/TLP Well-Being Outcomes				
EPSDT Medical Visits	77%	100%	4	4.00
EPSDT Dental Visits	74%	100%	4	4.00
Academic Supports	50%	0%	2	0.00
Provider ECEM Visits	65%	0%	4	0.00
Placements with Siblings	16%	Not Eligible	Not Scored	Not Scored
Placements within Legal County	26%	0%	Not Scored	Not Scored
Well-Being Sub-Total			14	8.00
ILP/TLP Specialty Outcomes				
Academic/Career Development	28%	0%	10	0.00
Ind Living Skills Provision	60%	0%	15	0.00
Financial Independence	49%	0%	5	0.00
WTLP/Life Coach	56%	0%	15	0.00
Specialty Sub-Total			45	0.00
*Performance calculation descriptions can be found in the FY 2019 RBWO PBP Measurements and Standards Guide.				

Monitoring & Outcomes: Possible Points = 80	Points Earned = 19.55
--	------------------------------



Performance-Based Placement Measures

RBWO Provider GA+SCORECARD - ILP/TLP

Report Quarter: Q2 FY2019

Score Before Incentives Credit	26.07%
Incentives Awarded	00.00 pts
PBP Verification	N/A pts
Total Score	26.07%

Provider/Program Name: Atlanta Children's Foundation dba THE Village - (5344) - ILP				
Program Census Information:		# Children in Care During Quarter: 2	# Placements During Quarter: 2	# Children in Care On Last Day: 1
ILP/TLP Incentive Credits	Avg Performance All ILP/TLPs (Points)	Provider Performance (%)*	Possible Points (Weight)	Provider Points Earned
No DOC Involvement		0%	5	0.00
Community Connections		Not Eligible	4	
Positive Permanency Connections		Not Eligible	5	
HS Grad/GED/Prof or Trade Certificate/College		N/A	10/5/5/1	
Part-Time Employment with Medical Benefits		0%	10	0.00
Living Arrangements at Discharge		0%	10	0.00
Additional Academic Supports		0%	2	0.00
Additional IL Skills Provision		0%	5	0.00
Active Agency Accreditation		0%	4	0.00
Staff Clinical Licensure		0%	5	0.00
Incentives Total	9.71			0.00

*Performance calculation descriptions can be found in the FY 2019 RBWO PBP Measurements and Standards Guide.

Child Protective Services Investigations and Dispositions

The following investigations data, which is not used for scoring but is considered significant to a provider's performance, is from Georgia SHINES and is not considered final or complete until the end of the fiscal year.

Total Reports:	0
Number Screened In:	0
Number Screened Out:	0
Number Substantiated:	0
Number Unsubstantiated:	0
Number Active CPS Investigations:	0



Performance-Based Placement Measures RBWO Provider GA+SCORECARD - ILP/TLP

Report Quarter: Q2 FY2019

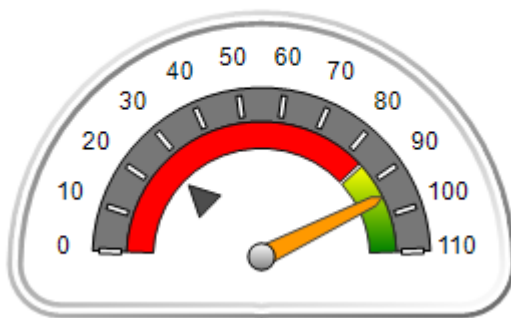
Provider/Program Name: B&B Academy Homes, Inc. - ILP (5371) - ILP

2400 Herodian Way, Smyrna, GA 30080	Quarterly Scores (Grades)		Current Quarter Score (Grade)
Phone: 7703768867	Q1: (N/A)	Q2: 94.88 (A)	94.88%
Vendor ID# 161827	Q3: N/A	Q4: N/A	(A)
Program Census Information:	# Children in Care During Quarter: 5	# Placements During Quarter: 5	# Children in Care On Last Day: 5

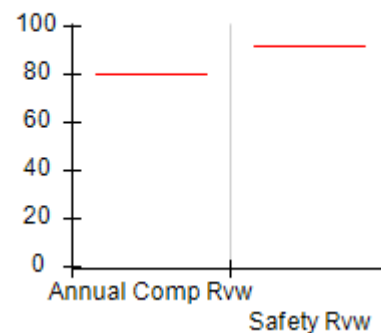
Quarterly Provider Comparisons to All ILP/TLPs

▼ — indicates average for all ILP/TLPs

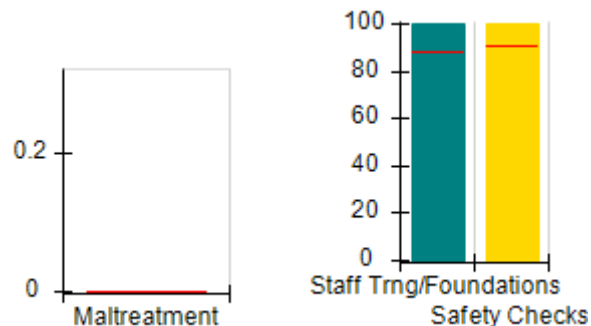
Overall Score (%)



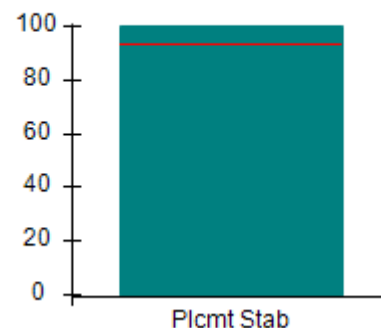
OPM Monitoring Reviews (%)



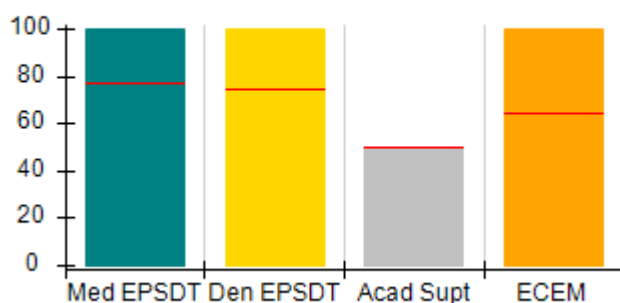
Safety Outcomes (%)



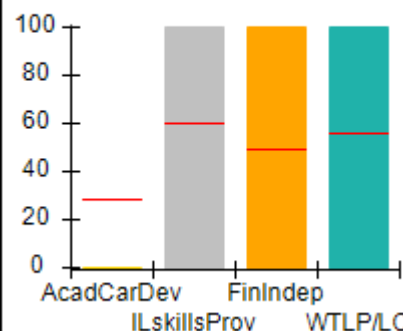
Permanency Outcomes (%)



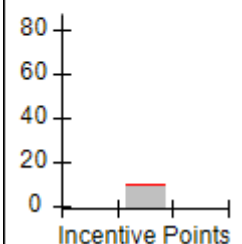
Well-Being Outcomes (%)



ILP/TLP Outcomes (%)



Incentives Earned (Points)





Performance-Based Placement Measures

RBWO Provider GA+SCORECARD - ILP/TLP

Report Quarter: Q2 FY2019

Provider/Program Name: B&B Academy Homes, Inc. - ILP (5371) - ILP				
2400 Herodian Way, Smyrna, GA 30080		Quarterly Scores (Grades)		Current Quarter Score (Grade)
Phone: 7703768867		Q1: (N/A)	Q2: 94.88 (A)	94.88%
Vendor ID# 161827		Q3: N/A	Q4: N/A	(A)
Program Census Information:		# Children in Care During Quarter: 5	# Placements During Quarter: 5	# Children in Care On Last Day: 5
	Avg Performance All ILP/TLPs (%)	Provider Performance (%)*	Possible Points (Weight)	Provider Points Earned
OPM Monitoring Reviews				
Annual Comprehensive Reviews	80%	Not Yet Conducted		
Safety Reviews	92%	Not Yet Conducted		
Monitoring Sub-Total				0.00
ILP/TLP Safety Outcomes				
Incidence of Maltreatment	0.00%	Not Eligible		
Staff Training/Foundations	88%	100%	6.5	6.50
Staff Safety Checks	90%	100%	6.5	6.50
Safety Sub-Total			13	13.00
ILP/TLP Permanency Outcomes				
Placement Stability	93%	100%	3	3.00
Permanency Sub-Total			3	3.00
ILP/TLP Well-Being Outcomes				
EPSDT Medical Visits	77%	100%	4	4.00
EPSDT Dental Visits	74%	100%	4	4.00
Academic Supports	50%	50%	2	1.00
Provider ECEM Visits	65%	100%	4	4.00
Placements with Siblings	16%	Not Eligible	Not Scored	Not Scored
Placements within Legal County	26%	40%	Not Scored	Not Scored
Well-Being Sub-Total			14	13.00
ILP/TLP Specialty Outcomes				
Academic/Career Development	28%	0%	10	0.00
Ind Living Skills Provision	60%	100%	15	15.00
Financial Independence	49%	100%	5	5.00
WTLP/Life Coach	56%	100%	15	15.00
Specialty Sub-Total			45	35.00

*Performance calculation descriptions can be found in the FY 2019 RBWO PBP Measurements and Standards Guide.

Monitoring & Outcomes: Possible Points = 80	Points Earned = 64.00
Score Before Incentives Credit	85.33%

**Performance-Based Placement Measures**
RBWO Provider GA+SCORECARD - ILP/TLP

Report Quarter: Q2 FY2019

Incentives Awarded	09.55 pts
PBP Verification	N/A pts
Total Score	94.88%

Provider/Program Name: B&B Academy Homes, Inc. - ILP (5371) - ILP

Program Census Information:		# Children in Care During Quarter: 5	# Placements During Quarter: 5	# Children in Care On Last Day: 5
ILP/TLP Incentive Credits	Avg Performance All ILP/TLPs (Points)	Provider Performance (%)*	Possible Points (Weight)	Provider Points Earned
No DOC Involvement		100%	5	5.00
Community Connections		100%	4	4.00
Positive Permanency Connections		Not Eligible	5	
HS Grad/GED/Prof or Trade Certificate/College		N/A	10/5/5/1	
Part-Time Employment with Medical Benefits		Not Eligible	10	
Living Arrangements at Discharge		Not Eligible	10	
Additional Academic Supports		0%	2	0.00
Additional IL Skills Provision		11%	5	0.55
Active Agency Accreditation		0%	4	0.00
Staff Clinical Licensure		0%	5	0.00
Incentives Total	9.71			9.55

*Performance calculation descriptions can be found in the FY 2019 RBWO PBP Measurements and Standards Guide.

Child Protective Services Investigations and Dispositions

The following investigations data, which is not used for scoring but is considered significant to a provider's performance, is from Georgia SHINES and is not considered final or complete until the end of the fiscal year.

Total Reports:	0	
Number Screened In:	0	
Number Screened Out:	0	
Number Substantiated:	0	
Number Unsubstantiated:	0	
Number Active CPS Investigations:	0	

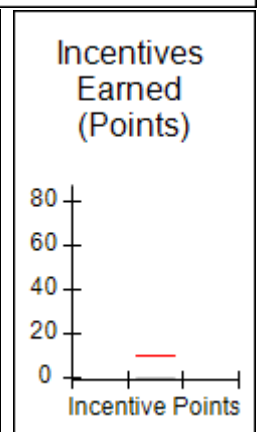
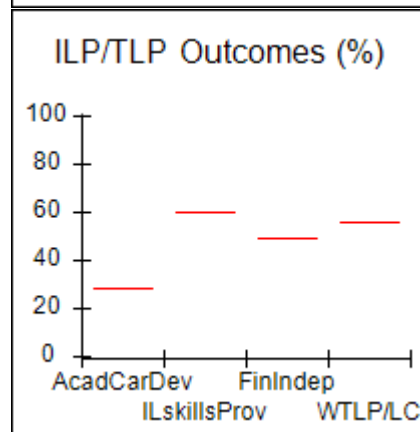
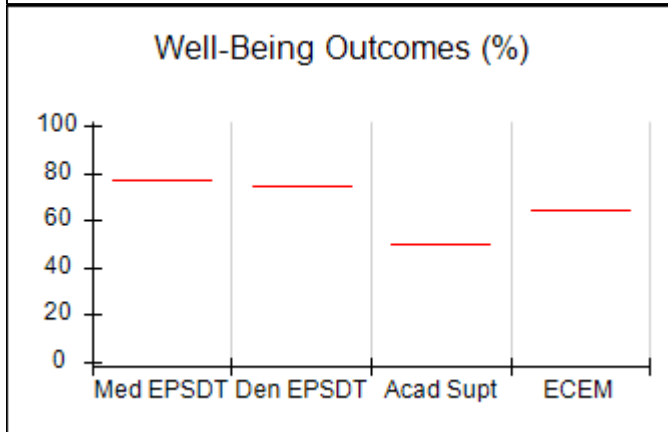
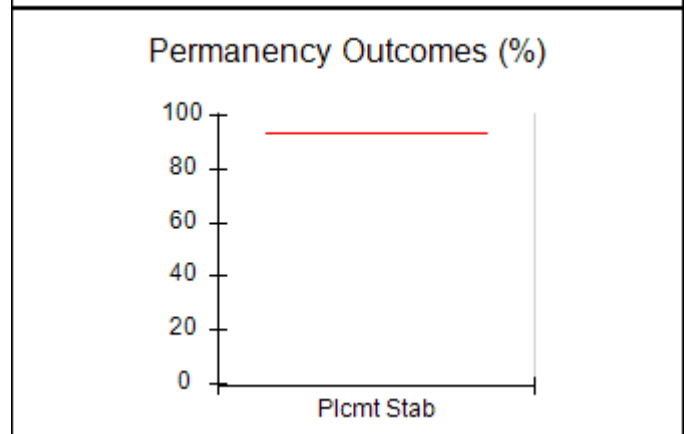
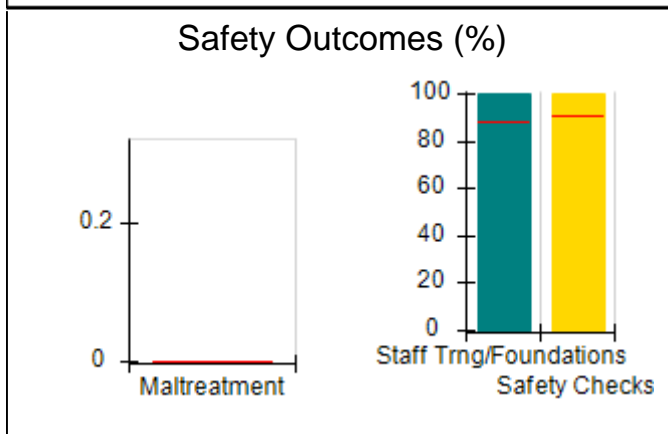
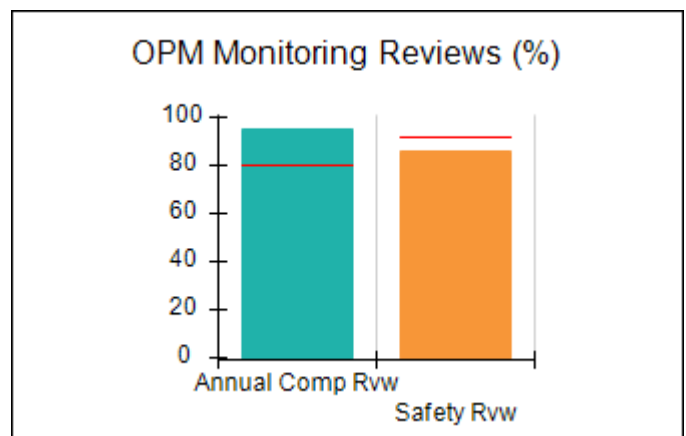
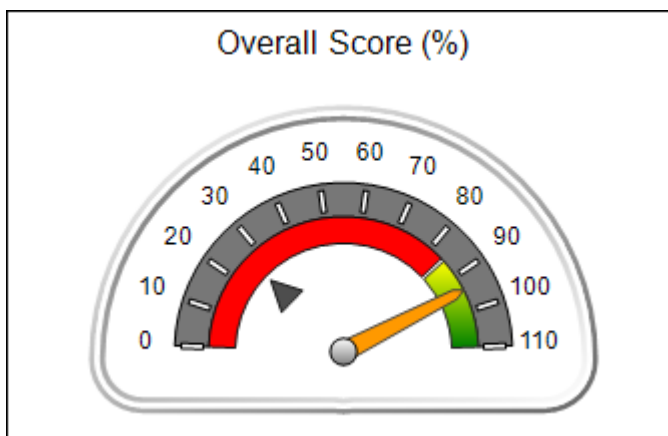


Performance-Based Placement Measures RBWO Provider GA+SCORECARD - ILP/TLP

Report Quarter: Q2 FY2019

Provider/Program Name: Carl Malone Foundation, Inc. - Mercy's Door IV (5142) - ILP			
805 Happy St, Dalton, GA 30721	Quarterly Scores (Grades)		Current Quarter Score (Grade)
Phone: 706-277-4883	Q1: 83.97 (B-)	Q2: 94.33 (A)	94.33%
Vendor ID# 115539	Q3: N/A	Q4: N/A	(A)
Program Census Information:	# Children in Care During Quarter: 0	# Placements During Quarter: 0	# Children in Care On Last Day: 0
Quarterly Provider Comparisons to All ILP/TLPs			

▼ — indicates average for all ILP/TLPs





Performance-Based Placement Measures

RBWO Provider GA+SCORECARD - ILP/TLP

Report Quarter: Q2 FY2019

Provider/Program Name: Carl Malone Foundation, Inc. - Mercy's Door IV (5142) - ILP				
805 Happy St, Dalton, GA 30721		Quarterly Scores (Grades)		Current Quarter Score (Grade)
Phone: 706-277-4883		Q1: 83.97 (B-)	Q2: 94.33 (A)	94.33%
Vendor ID# 115539		Q3: N/A	Q4: N/A	(A)
Program Census Information:		# Children in Care During Quarter: 0	# Placements During Quarter: 0	# Children in Care On Last Day: 0
	Avg Performance All ILP/TLPs (%)	Provider Performance (%)*	Possible Points (Weight)	Provider Points Earned
OPM Monitoring Reviews				
Annual Comprehensive Reviews	80%	95%	15	14.23
Safety Reviews	92%	86%	10	8.61
Monitoring Sub-Total			25	22.84
ILP/TLP Safety Outcomes				
Incidence of Maltreatment	0.00%	Not Eligible		
Staff Training/Foundations	88%	100%	6.5	6.50
Staff Safety Checks	90%	100%	6.5	6.50
Safety Sub-Total			13	13.00
ILP/TLP Permanency Outcomes				
Placement Stability	93%	Not Eligible		
Permanency Sub-Total			N/A	
ILP/TLP Well-Being Outcomes				
EPSDT Medical Visits	77%	Not Eligible		
EPSDT Dental Visits	74%	Not Eligible		
Academic Supports	50%	Not Eligible		
Provider ECEM Visits	65%	Not Eligible		
Placements with Siblings	16%	Not Eligible	Not Scored	Not Scored
Placements within Legal County	26%	Not Eligible	Not Scored	Not Scored
Well-Being Sub-Total			N/A	
ILP/TLP Specialty Outcomes				
Academic/Career Development	28%	Not Eligible		
Ind Living Skills Provision	60%	Not Eligible		
Financial Independence	49%	Not Eligible		
WTLP/Life Coach	56%	Not Eligible		
Specialty Sub-Total			N/A	
*Performance calculation descriptions can be found in the FY 2019 RBWO PBP Measurements and Standards Guide.				
Monitoring & Outcomes: Possible Points = 33			Points Earned = 35.84	
Score Before Incentives Credit				94.33%



Performance-Based Placement Measures

RBWO Provider GA+SCORECARD - ILP/TLP

Report Quarter: Q2 FY2019

Incentives Awarded	00.00 pts
PBP Verification	N/A pts
Total Score	94.33%

Provider/Program Name: Carl Malone Foundation, Inc. - Mercy's Door IV (5142) - ILP

Program Census Information:		# Children in Care During Quarter: 0	# Placements During Quarter: 0	# Children in Care On Last Day: 0
ILP/TLP Incentive Credits	Avg Performance All ILP/TLPs (Points)	Provider Performance (%)*	Possible Points (Weight)	Provider Points Earned
No DOC Involvement		Not Eligible	5	
Community Connections		Not Eligible	4	
Positive Permanency Connections		Not Eligible	5	
HS Grad/GED/Prof or Trade Certificate/College		N/A	10/5/5/1	
Part-Time Employment with Medical Benefits		Not Eligible	10	
Living Arrangements at Discharge		Not Eligible	10	
Additional Academic Supports		Not Eligible	2	
Additional IL Skills Provision		Not Eligible	5	
Active Agency Accreditation		0%	4	0.00
Staff Clinical Licensure		0%	5	0.00
Incentives Total	9.71			0.00

*Performance calculation descriptions can be found in the FY 2019 RBWO PBP Measurements and Standards Guide.

Child Protective Services Investigations and Dispositions

The following investigations data, which is not used for scoring but is considered significant to a provider's performance, is from Georgia SHINES and is not considered final or complete until the end of the fiscal year.

Total Reports:	0	
Number Screened In:	0	
Number Screened Out:	0	
Number Substantiated:	0	
Number Unsubstantiated:	0	
Number Active CPS Investigations:	0	



Performance-Based Placement Measures

RBWO Provider GA+SCORECARD - ILP/TLP

Report Quarter: Q2 FY2019

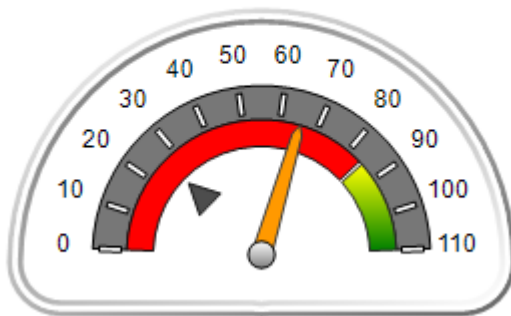
Provider/Program Name: Carrie Steele-Pitts Home, Inc. - TLP (5129) - TLP

667 Fairburn Rd., NW, Atlanta, GA 30331	Quarterly Scores (Grades)		Current Quarter Score (Grade)
Phone: 404-691-5187	Q1: 54.10 (F)	Q2: 65.34 (D)	65.34%
Vendor ID# 109513	Q3: N/A	Q4: N/A	(D)
Program Census Information:	# Children in Care During Quarter: 3	# Placements During Quarter: 3	# Children in Care On Last Day: 3

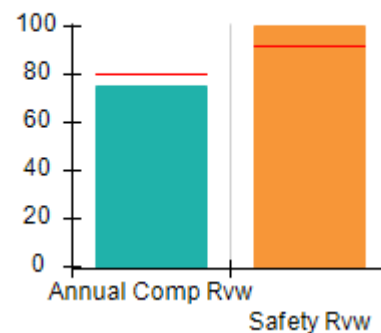
Quarterly Provider Comparisons to All ILP/TLPs

indicates average for all ILP/TLPs

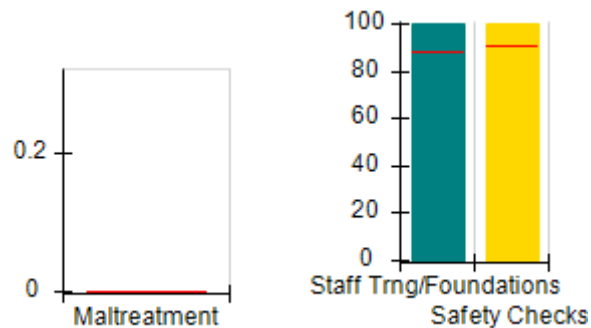
Overall Score (%)



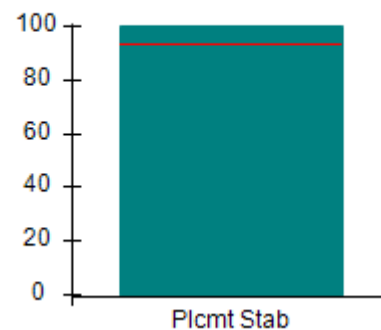
OPM Monitoring Reviews (%)



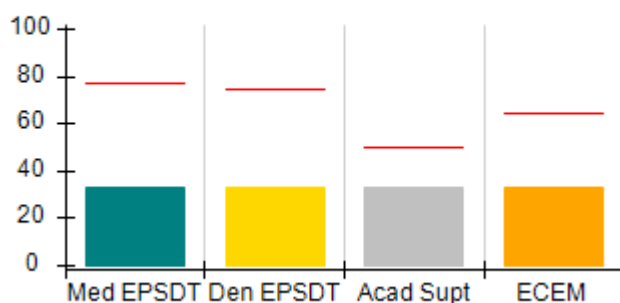
Safety Outcomes (%)



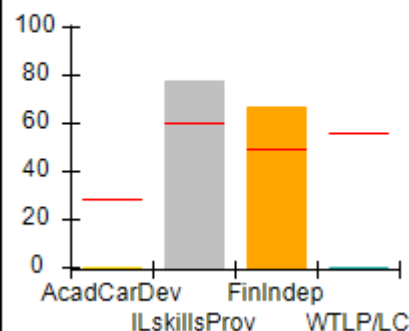
Permanency Outcomes (%)



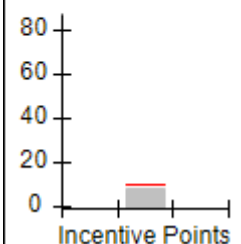
Well-Being Outcomes (%)



ILP/TLP Outcomes (%)



Incentives Earned (Points)





Performance-Based Placement Measures

RBWO Provider GA+SCORECARD - ILP/TLP

Report Quarter: Q2 FY2019

Provider/Program Name: Carrie Steele-Pitts Home, Inc. - TLP (5129) - TLP				
667 Fairburn Rd., NW, Atlanta, GA 30331		Quarterly Scores (Grades)		Current Quarter Score (Grade)
Phone: 404-691-5187		Q1: 54.10 (F)	Q2: 65.34 (D)	65.34%
Vendor ID# 109513		Q3: N/A	Q4: N/A	(D)
Program Census Information:		# Children in Care During Quarter: 3	# Placements During Quarter: 3	# Children in Care On Last Day: 3
	Avg Performance All ILP/TLPs (%)	Provider Performance (%)*	Possible Points (Weight)	Provider Points Earned
OPM Monitoring Reviews				
Annual Comprehensive Reviews	80%	75%	15	11.30
Safety Reviews	92%	100%	10	10.00
Monitoring Sub-Total			25	21.30
ILP/TLP Safety Outcomes				
Incidence of Maltreatment	0.00%	Not Eligible		
Staff Training/Foundations	88%	100%	6.5	6.50
Staff Safety Checks	90%	100%	6.5	6.50
Safety Sub-Total			13	13.00
ILP/TLP Permanency Outcomes				
Placement Stability	93%	100%	3	3.00
Permanency Sub-Total			3	3.00
ILP/TLP Well-Being Outcomes				
EPSDT Medical Visits	77%	33%	4	1.32
EPSDT Dental Visits	74%	33%	4	1.32
Academic Supports	50%	33%	2	0.66
Provider ECEM Visits	65%	33%	4	1.32
Placements with Siblings	16%	50%	Not Scored	Not Scored
Placements within Legal County	26%	Not Eligible	Not Scored	Not Scored
Well-Being Sub-Total			14	4.62
ILP/TLP Specialty Outcomes				
Academic/Career Development	28%	0%	10	0.00
Ind Living Skills Provision	60%	78%	15	11.70
Financial Independence	49%	67%	5	3.35
WTLP/Life Coach	56%	0%	15	0.00
Specialty Sub-Total			45	15.05

*Performance calculation descriptions can be found in the FY 2019 RBWO PBP Measurements and Standards Guide.

Monitoring & Outcomes: Possible Points = 100	Points Earned = 56.97
Score Before Incentives Credit	56.97%

**Performance-Based Placement Measures**
RBWO Provider GA+SCORECARD - ILP/TLP

Report Quarter: Q2 FY2019

Incentives Awarded	08.37 pts
PBP Verification	N/A pts
Total Score	65.34%

Provider/Program Name: Carrie Steele-Pitts Home, Inc. - TLP (5129) - TLP

Program Census Information:		# Children in Care During Quarter: 3	# Placements During Quarter: 3	# Children in Care On Last Day: 3
ILP/TLP Incentive Credits	Avg Performance All ILP/TLPs (Points)	Provider Performance (%)*	Possible Points (Weight)	Provider Points Earned
No DOC Involvement		67%	5	3.35
Community Connections		33%	4	1.32
Positive Permanency Connections		0%	5	0.00
HS Grad/GED/Prof or Trade Certificate/College		N/A	10/5/5/1	1.00
Part-Time Employment with Medical Benefits		Not Eligible	10	
Living Arrangements at Discharge		Not Eligible	10	
Additional Academic Supports		0%	2	0.00
Additional IL Skills Provision		44%	5	2.20
Active Agency Accreditation		0%	4	0.00
Staff Clinical Licensure		10%	5	0.50
Incentives Total	9.71			8.37

*Performance calculation descriptions can be found in the FY 2019 RBWO PBP Measurements and Standards Guide.

Child Protective Services Investigations and Dispositions

The following investigations data, which is not used for scoring but is considered significant to a provider's performance, is from Georgia SHINES and is not considered final or complete until the end of the fiscal year.

Total Reports:	0	
Number Screened In:	0	
Number Screened Out:	0	
Number Substantiated:	0	
Number Unsubstantiated:	0	
Number Active CPS Investigations:	0	

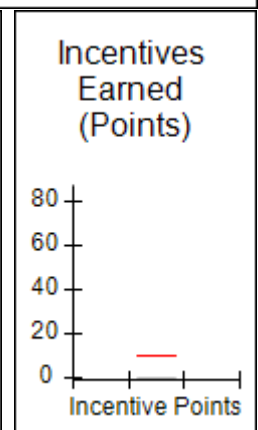
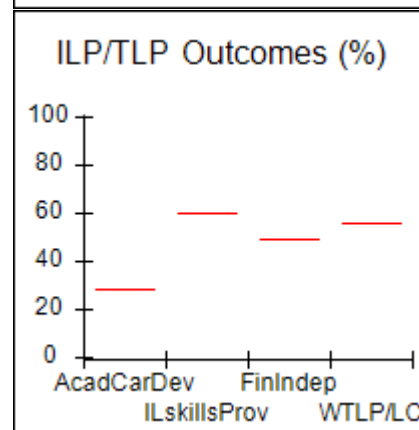
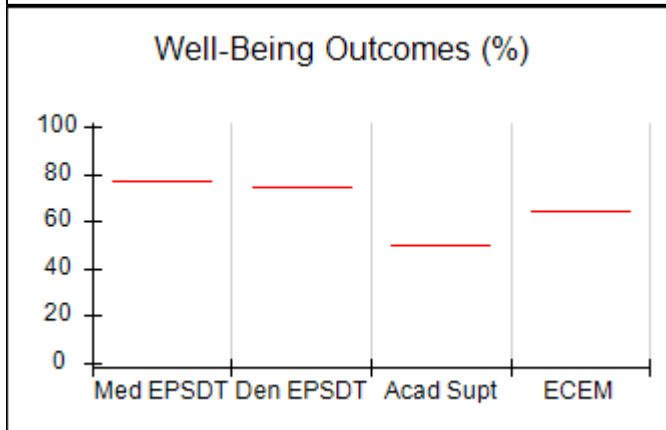
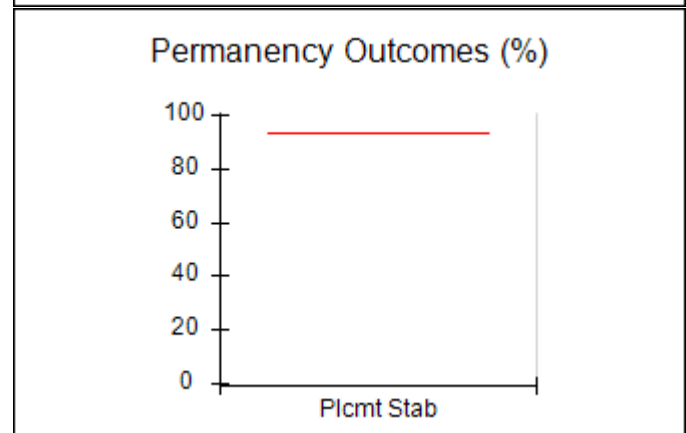
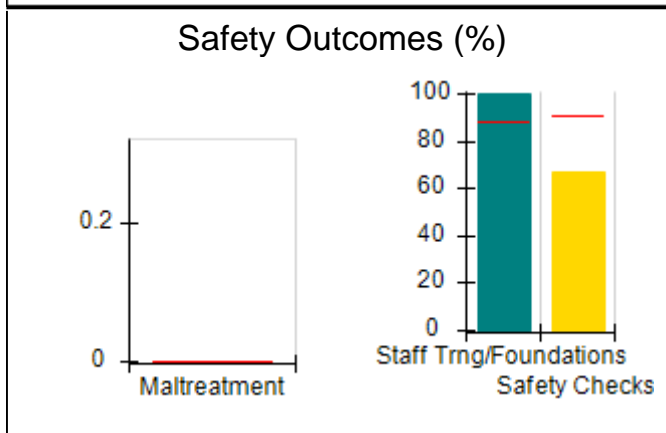
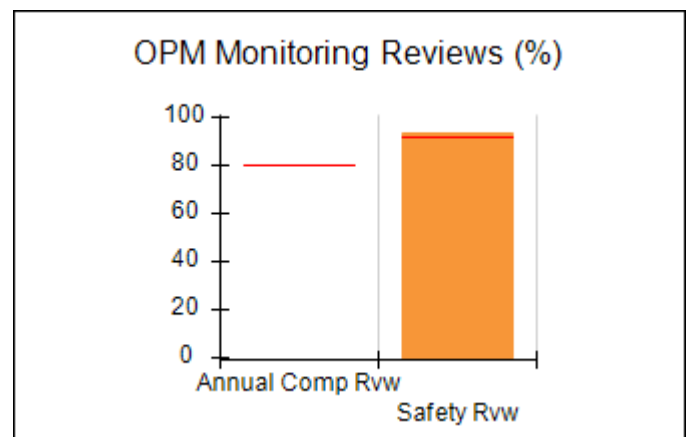
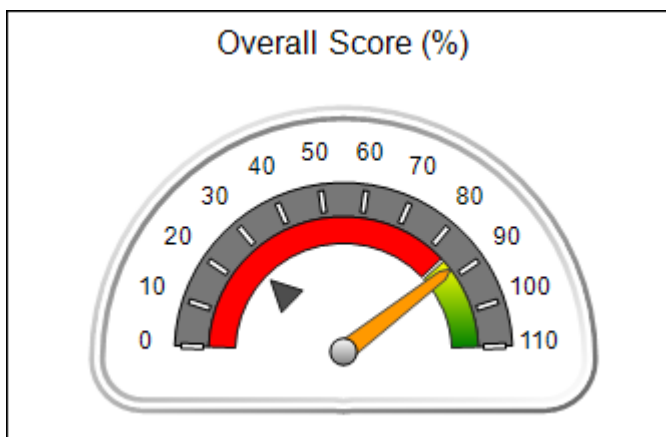


Performance-Based Placement Measures RBWO Provider GA+SCORECARD - ILP/TLP

Report Quarter: Q2 FY2019

Provider/Program Name: Center for Children and Young Adults, The - Connections ILP (5220) - ILP			
2121 Windy Hill Rd., Marietta, GA 30060	Quarterly Scores (Grades)		Current Quarter Score (Grade)
Phone: 770-485-1625	Q1: 71.57 (C-)	Q2: 87.77 (B+)	87.77%
Vendor ID# 138975	Q3: N/A	Q4: N/A	(B+)
Program Census Information:	# Children in Care During Quarter: 0	# Placements During Quarter: 0	# Children in Care On Last Day: 0
Quarterly Provider Comparisons to All ILP/TLPs			

▼ — indicates average for all ILP/TLPs





Performance-Based Placement Measures
RBWO Provider GA+SCORECARD - ILP/TLP

Report Quarter: Q2 FY2019

Provider/Program Name: Center for Children and Young Adults, The - Connections ILP (5220) - ILP				
2121 Windy Hill Rd., Marietta, GA 30060		Quarterly Scores (Grades)		Current Quarter Score (Grade)
Phone: 770-485-1625		Q1: 71.57 (C-)	Q2: 87.77 (B+)	87.77%
Vendor ID# 138975		Q3: N/A	Q4: N/A	(B+)
Program Census Information:		# Children in Care During Quarter: 0	# Placements During Quarter: 0	# Children in Care On Last Day: 0
	Avg Performance All ILP/TLPs (%)	Provider Performance (%)*	Possible Points (Weight)	Provider Points Earned
OPM Monitoring Reviews				
Annual Comprehensive Reviews	80%	Not Yet Conducted		
Safety Reviews	92%	93%	10	9.33
Monitoring Sub-Total			10	9.33
ILP/TLP Safety Outcomes				
Incidence of Maltreatment	0.00%	Not Eligible		
Staff Training/Foundations	88%	100%	6.5	6.50
Staff Safety Checks	90%	67%	6.5	4.36
Safety Sub-Total			13	10.86
ILP/TLP Permanency Outcomes				
Placement Stability	93%	Not Eligible		
Permanency Sub-Total			N/A	
ILP/TLP Well-Being Outcomes				
EPSDT Medical Visits	77%	Not Eligible		
EPSDT Dental Visits	74%	Not Eligible		
Academic Supports	50%	Not Eligible		
Provider ECEM Visits	65%	Not Eligible		
Placements with Siblings	16%	Not Eligible	Not Scored	Not Scored
Placements within Legal County	26%	Not Eligible	Not Scored	Not Scored
Well-Being Sub-Total			N/A	
ILP/TLP Specialty Outcomes				
Academic/Career Development	28%	Not Eligible		
Ind Living Skills Provision	60%	Not Eligible		
Financial Independence	49%	Not Eligible		
WTLP/Life Coach	56%	Not Eligible		
Specialty Sub-Total			N/A	
*Performance calculation descriptions can be found in the FY 2019 RBWO PBP Measurements and Standards Guide.				

Monitoring & Outcomes: Possible Points = 18

Points Earned = 20.19



Performance-Based Placement Measures

RBWO Provider GA+SCORECARD - ILP/TLP

Report Quarter: Q2 FY2019

Score Before Incentives Credit	87.77%
Incentives Awarded	00.00 pts
PBP Verification	N/A pts
Total Score	87.77%

Provider/Program Name: Center for Children and Young Adults, The - Connections ILP (5220) - ILP

Program Census Information:		# Children in Care During Quarter: 0	# Placements During Quarter: 0	# Children in Care On Last Day: 0
ILP/TLP Incentive Credits	Avg Performance All ILP/TLPs (Points)	Provider Performance (%)*	Possible Points (Weight)	Provider Points Earned
No DOC Involvement		Not Eligible	5	
Community Connections		Not Eligible	4	
Positive Permanency Connections		Not Eligible	5	
HS Grad/GED/Prof or Trade Certificate/College		N/A	10/5/5/1	
Part-Time Employment with Medical Benefits		Not Eligible	10	
Living Arrangements at Discharge		Not Eligible	10	
Additional Academic Supports		Not Eligible	2	
Additional IL Skills Provision		Not Eligible	5	
Active Agency Accreditation		0%	4	0.00
Staff Clinical Licensure		0%	5	0.00
Incentives Total	9.71			0.00

*Performance calculation descriptions can be found in the FY 2019 RBWO PBP Measurements and Standards Guide.

Child Protective Services Investigations and Dispositions

The following investigations data, which is not used for scoring but is considered significant to a provider's performance, is from Georgia SHINES and is not considered final or complete until the end of the fiscal year.

Total Reports:	0
Number Screened In:	0
Number Screened Out:	0
Number Substantiated:	0
Number Unsubstantiated:	0
Number Active CPS Investigations:	0



Performance-Based Placement Measures RBWO Provider GA+SCORECARD - ILP/TLP


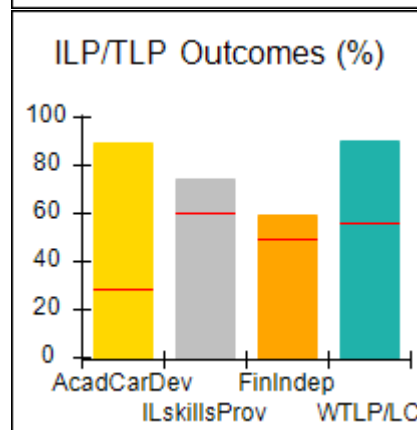
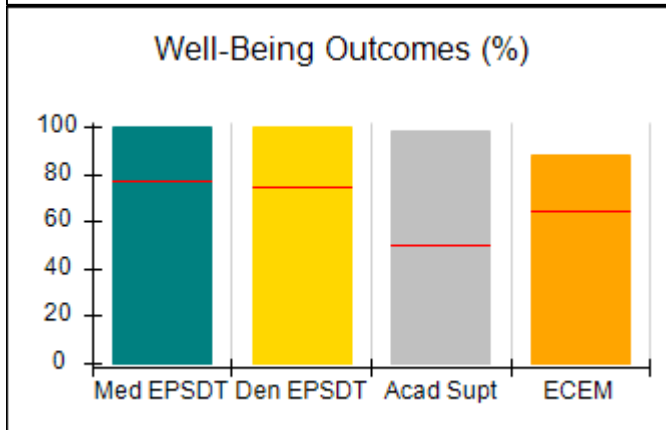
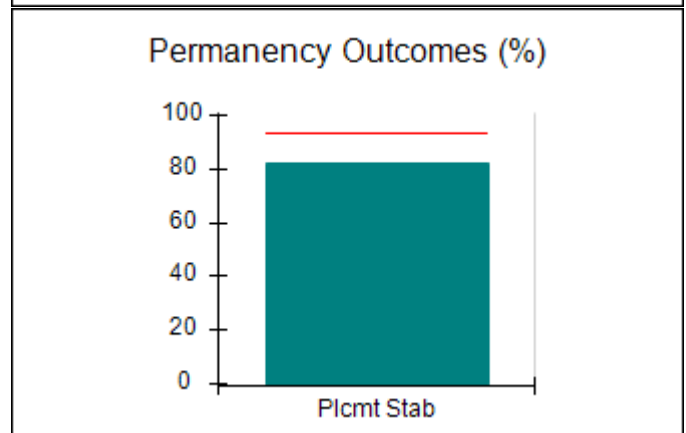
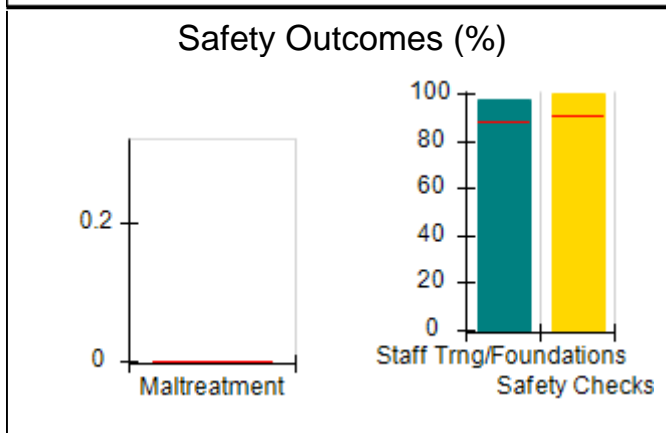
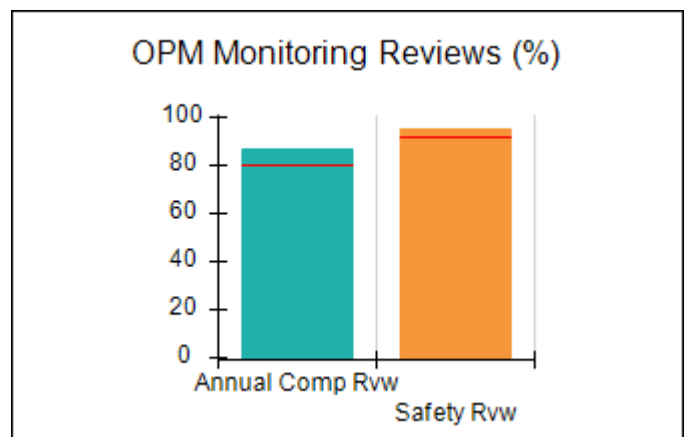
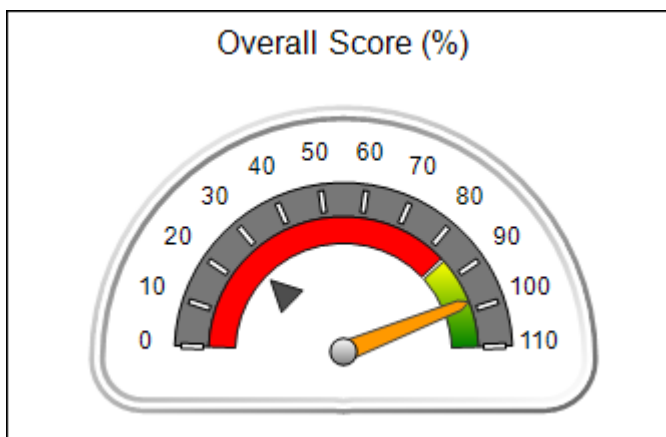
Report Quarter: Q2 FY2019

Provider/Program Name: Center for Children and Young Adults, The - Life Works (580) - TLP

2221 Austell Rd., Marietta, GA 30008	Quarterly Scores (Grades)		Current Quarter Score (Grade)
Phone: 770-485-1625	Q1: 91.91 (A-)	Q2: 97.71 (A+)	97.71%
Vendor ID# 35263	Q3: N/A	Q4: N/A	(A+)
Program Census Information:	# Children in Care During Quarter: 28	# Placements During Quarter: 29	# Children in Care On Last Day: 20

Quarterly Provider Comparisons to All ILP/TLPs

▼ — indicates average for all ILP/TLPs





Performance-Based Placement Measures
RBWO Provider GA+SCORECARD - ILP/TLP

Report Quarter: Q2 FY2019

Provider/Program Name: Center for Children and Young Adults, The - Life Works (580) - TLP

2221 Austell Rd., Marietta, GA 30008	Quarterly Scores (Grades)		Current Quarter Score (Grade)
Phone: 770-485-1625	Q1: 91.91 (A-)	Q2: 97.71 (A+)	97.71%
Vendor ID# 35263	Q3: N/A	Q4: N/A	(A+)

Program Census Information:	# Children in Care During Quarter: 28	# Placements During Quarter: 29	# Children in Care On Last Day: 20
-----------------------------	---------------------------------------	---------------------------------	------------------------------------

	Avg Performance All ILP/TLPs (%)	Provider Performance (%)*	Possible Points (Weight)	Provider Points Earned
--	---	----------------------------------	---------------------------------	-------------------------------

OPM Monitoring Reviews

Annual Comprehensive Reviews	80%	86%	15	12.97
Safety Reviews	92%	95%	10	9.50
Monitoring Sub-Total			25	22.47

ILP/TLP Safety Outcomes

Incidence of Maltreatment	0.00%	No Substantiated Reports	3	3.00
Staff Training/Foundations	88%	97%	5	4.85
Staff Safety Checks	90%	100%	5	5.00
Safety Sub-Total			13	12.85

ILP/TLP Permanency Outcomes

Placement Stability	93%	82%	3	2.46
Permanency Sub-Total			3	2.46

ILP/TLP Well-Being Outcomes

EPSDT Medical Visits	77%	100%	4	4.00
EPSDT Dental Visits	74%	100%	4	4.00
Academic Supports	50%	98%	2	1.96
Provider ECEM Visits	65%	88%	4	3.52
Placements with Siblings	16%	56%	Not Scored	Not Scored
Placements within Legal County	26%	45%	Not Scored	Not Scored
Well-Being Sub-Total			14	13.48

ILP/TLP Specialty Outcomes

Academic/Career Development	28%	89%	10	8.90
Ind Living Skills Provision	60%	74%	15	11.10
Financial Independence	49%	59%	5	2.95
WTLP/Life Coach	56%	90%	15	13.50
Specialty Sub-Total			45	36.45

*Performance calculation descriptions can be found in the FY 2019 RBWO PBP Measurements and Standards Guide.

Monitoring & Outcomes: Possible Points = 100	Points Earned = 87.71
---	------------------------------



Performance-Based Placement Measures

RBWO Provider GA+SCORECARD - ILP/TLP

Report Quarter: Q2 FY2019

Score Before Incentives Credit	87.71%
Incentives Awarded	10.00 pts
PBP Verification	N/A pts
Total Score	97.71%

Provider/Program Name: Center for Children and Young Adults, The - Life Works (580) - TLP

Program Census Information:		# Children in Care During Quarter: 28	# Placements During Quarter: 29	# Children in Care On Last Day: 20
ILP/TLP Incentive Credits	Avg Performance All ILP/TLPs (Points)	Provider Performance (%)*	Possible Points (Weight)	Provider Points Earned
No DOC Involvement		98%	5	4.90
Community Connections		100%	4	4.00
Positive Permanency Connections		13%	5	0.65
HS Grad/GED/Prof or Trade Certificate/College		N/A	10/5/5/1	5.00
Part-Time Employment with Medical Benefits		0%	10	0.00
Living Arrangements at Discharge		0%	10	0.00
Additional Academic Supports		65%	2	1.30
Additional IL Skills Provision		8%	5	0.40
Active Agency Accreditation		0%	4	0.00
Staff Clinical Licensure		0%	5	0.00
Incentives Total	9.71			16.25

*Performance calculation descriptions can be found in the FY 2019 RBWO PBP Measurements and Standards Guide.

Child Protective Services Investigations and Dispositions

The following investigations data, which is not used for scoring but is considered significant to a provider's performance, is from Georgia SHINES and is not considered final or complete until the end of the fiscal year.

Total Reports:	0
Number Screened In:	0
Number Screened Out:	0
Number Substantiated:	0
Number Unsubstantiated:	0
Number Active CPS Investigations:	0

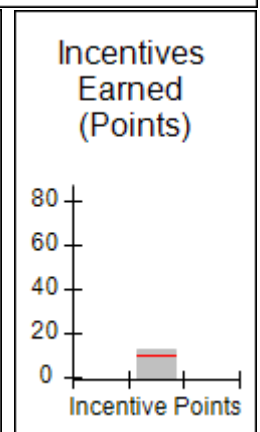
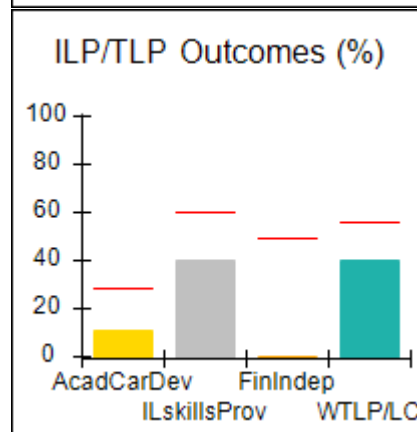
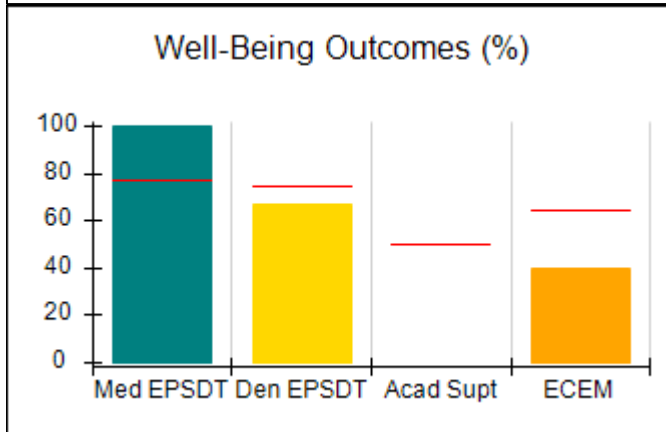
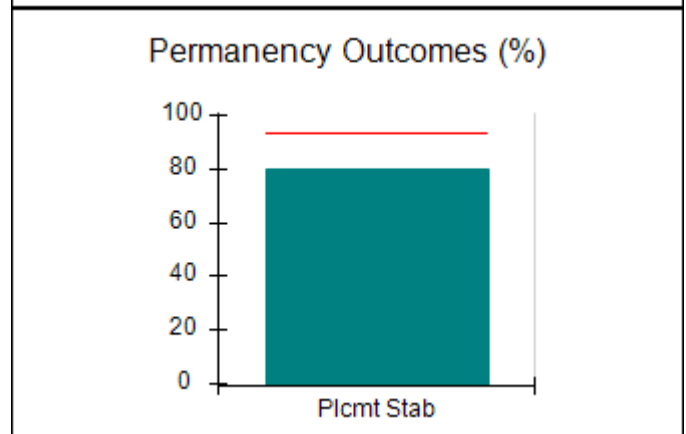
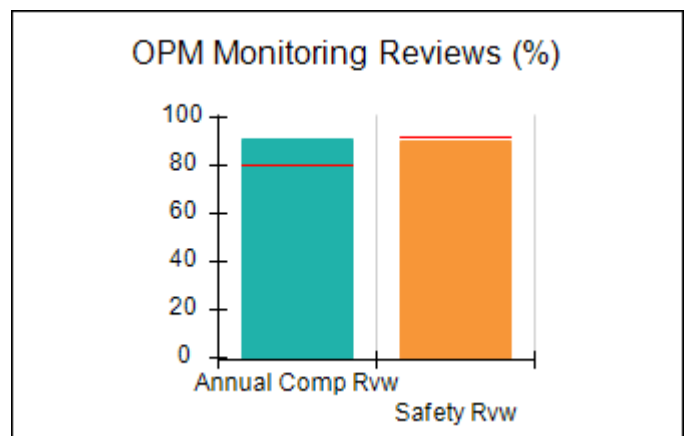
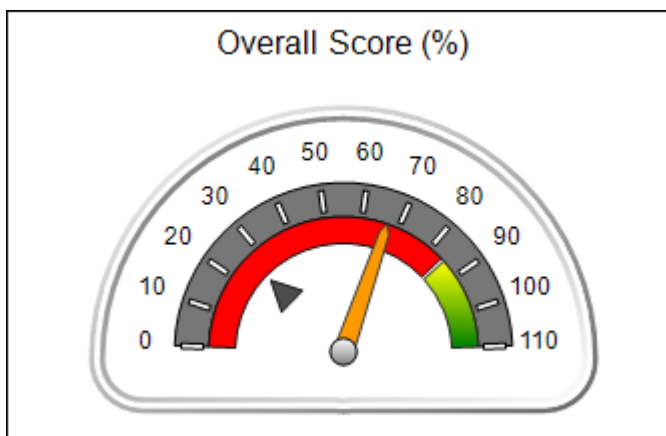


Performance-Based Placement Measures RBWO Provider GA+SCORECARD - ILP/TLP

Report Quarter: Q2 FY2019

Provider/Program Name: CHRIS 180 Inc. - Summit Trail Boys ILP (4675) - ILP			
2045 Graham Circle, Atlanta, GA 30316	Quarterly Scores (Grades)		Current Quarter Score (Grade)
Phone: 404-327-5820	Q1: 44.93 (F)	Q2: 66.87 (D)	66.87%
Vendor ID# 35283	Q3: N/A	Q4: N/A	(D)
Program Census Information:	# Children in Care During Quarter: 5	# Placements During Quarter: 5	# Children in Care On Last Day: 3
Quarterly Provider Comparisons to All ILP/TLPs			

▼ — indicates average for all ILP/TLPs





Performance-Based Placement Measures

RBWO Provider GA+SCORECARD - ILP/TLP

Report Quarter: Q2 FY2019

Provider/Program Name: CHRIS 180 Inc. - Summit Trail Boys ILP (4675) - ILP				
2045 Graham Circle, Atlanta, GA 30316		Quarterly Scores (Grades)		Current Quarter Score (Grade)
Phone: 404-327-5820		Q1: 44.93 (F)	Q2: 66.87 (D)	66.87%
Vendor ID# 35283		Q3: N/A	Q4: N/A	(D)
Program Census Information:		# Children in Care During Quarter: 5	# Placements During Quarter: 5	# Children in Care On Last Day: 3
	Avg Performance All ILP/TLPs (%)	Provider Performance (%)*	Possible Points (Weight)	Provider Points Earned
OPM Monitoring Reviews				
Annual Comprehensive Reviews	80%	91%	15	13.61
Safety Reviews	92%	90%	10	9.00
Monitoring Sub-Total			25	22.61
ILP/TLP Safety Outcomes				
Incidence of Maltreatment	0.00%	Not Eligible		
Staff Training/Foundations	88%	60%	6.5	3.90
Staff Safety Checks	90%	80%	6.5	5.20
Safety Sub-Total			13	9.10
ILP/TLP Permanency Outcomes				
Placement Stability	93%	80%	3	2.40
Permanency Sub-Total			3	2.40
ILP/TLP Well-Being Outcomes				
EPSDT Medical Visits	77%	100%	4.7	4.67
EPSDT Dental Visits	74%	67%	4.7	3.13
Academic Supports	50%	Not Eligible		
Provider ECEM Visits	65%	40%	4.7	1.87
Placements with Siblings	16%	0%	Not Scored	Not Scored
Placements within Legal County	26%	Not Eligible	Not Scored	Not Scored
Well-Being Sub-Total			14	9.66
ILP/TLP Specialty Outcomes				
Academic/Career Development	28%	11%	10	1.10
Ind Living Skills Provision	60%	40%	15	6.00
Financial Independence	49%	0%	5	0.00
WTLP/Life Coach	56%	40%	15	6.00
Specialty Sub-Total			45	13.10

*Performance calculation descriptions can be found in the FY 2019 RBWO PBP Measurements and Standards Guide.

Monitoring & Outcomes: Possible Points = 100	Points Earned = 56.87
Score Before Incentives Credit	56.87%

**Performance-Based Placement Measures**
RBWO Provider GA+SCORECARD - ILP/TLP

Report Quarter: Q2 FY2019

Incentives Awarded	10.00 pts
PBP Verification	N/A pts
Total Score	66.87%

Provider/Program Name: CHRIS 180 Inc. - Summit Trail Boys ILP (4675) - ILP

Program Census Information:		# Children in Care During Quarter: 5	# Placements During Quarter: 5	# Children in Care On Last Day: 3
ILP/TLP Incentive Credits	Avg Performance All ILP/TLPs (Points)	Provider Performance (%)*	Possible Points (Weight)	Provider Points Earned
No DOC Involvement		33%	5	1.65
Community Connections		67%	4	2.68
Positive Permanency Connections		0%	5	0.00
HS Grad/GED/Prof or Trade Certificate/College		N/A	10/5/5/1	
Part-Time Employment with Medical Benefits		0%	10	0.00
Living Arrangements at Discharge		50%	10	5.00
Additional Academic Supports		Not Eligible	2	
Additional IL Skills Provision		33%	5	1.65
Active Agency Accreditation		50%	4	2.00
Staff Clinical Licensure		0%	5	0.00
Incentives Total	9.71			12.98

*Performance calculation descriptions can be found in the FY 2019 RBWO PBP Measurements and Standards Guide.

Child Protective Services Investigations and Dispositions

The following investigations data, which is not used for scoring but is considered significant to a provider's performance, is from Georgia SHINES and is not considered final or complete until the end of the fiscal year.

Total Reports:	0	
Number Screened In:	0	
Number Screened Out:	0	
Number Substantiated:	0	
Number Unsubstantiated:	0	
Number Active CPS Investigations:	0	



Performance-Based Placement Measures RBWO Provider GA+SCORECARD - ILP/TLP

Report Quarter: Q2 FY2019

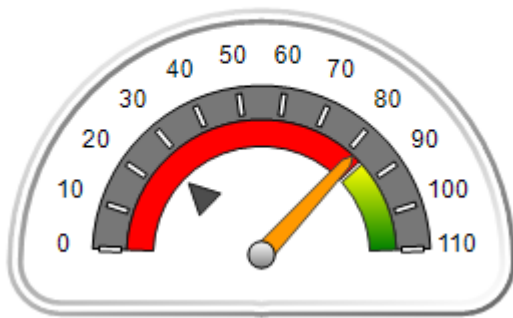
Provider/Program Name: CHRIS 180 Inc. - Summit Trail Girls ILP (4674) - ILP

2045 Graham Circle, Atlanta, GA 30316	Quarterly Scores (Grades)		Current Quarter Score (Grade)
Phone: 404-327-5820	Q1: 65.19 (D)	Q2: 81.75 (B-)	81.75%
Vendor ID# 35279	Q3: N/A	Q4: N/A	(B-)
Program Census Information:	# Children in Care During Quarter: 7	# Placements During Quarter: 7	# Children in Care On Last Day: 5

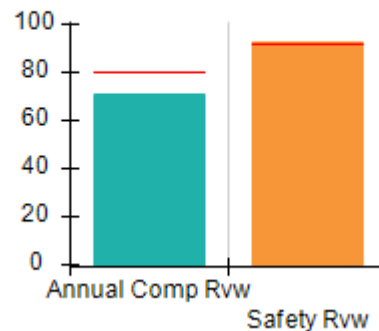
Quarterly Provider Comparisons to All ILP/TLPs

▼ — indicates average for all ILP/TLPs

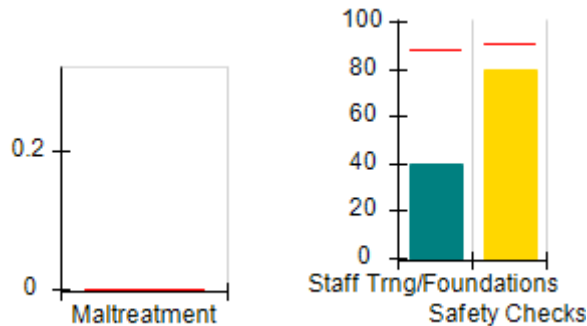
Overall Score (%)



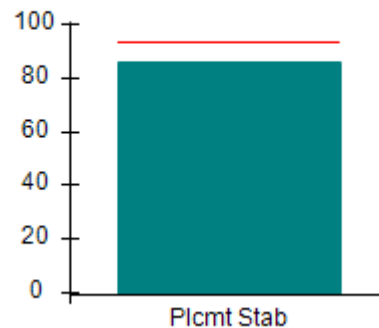
OPM Monitoring Reviews (%)



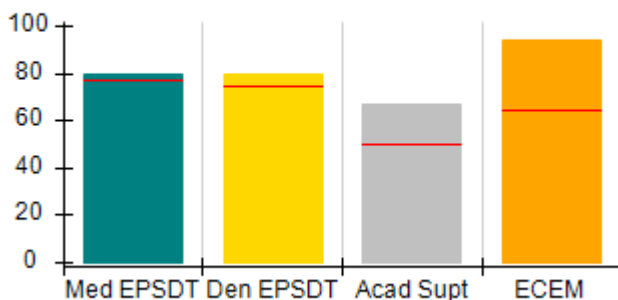
Safety Outcomes (%)



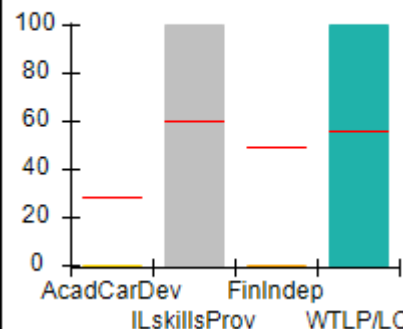
Permanency Outcomes (%)



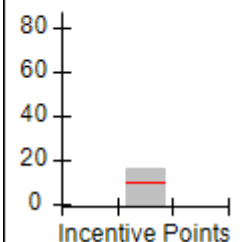
Well-Being Outcomes (%)



ILP/TLP Outcomes (%)



Incentives Earned (Points)





Performance-Based Placement Measures RBWO Provider GA+SCORECARD - ILP/TLP

Report Quarter: Q2 FY2019

Provider/Program Name: CHRIS 180 Inc. - Summit Trail Girls ILP (4674) - ILP				
2045 Graham Circle, Atlanta, GA 30316		Quarterly Scores (Grades)		Current Quarter Score (Grade)
Phone: 404-327-5820		Q1: 65.19 (D)	Q2: 81.75 (B-)	81.75%
Vendor ID# 35279		Q3: N/A	Q4: N/A	(B-)
Program Census Information:		# Children in Care During Quarter: 7	# Placements During Quarter: 7	# Children in Care On Last Day: 5
	Avg Performance All ILP/TLPs (%)	Provider Performance (%)*	Possible Points (Weight)	Provider Points Earned
OPM Monitoring Reviews				
Annual Comprehensive Reviews	80%	71%	15	10.62
Safety Reviews	92%	93%	10	9.25
Monitoring Sub-Total			25	19.87
ILP/TLP Safety Outcomes				
Incidence of Maltreatment	0.00%	Not Eligible		
Staff Training/Foundations	88%	40%	6.5	2.60
Staff Safety Checks	90%	80%	6.5	5.20
Safety Sub-Total			13	7.80
ILP/TLP Permanency Outcomes				
Placement Stability	93%	86%	3	2.58
Permanency Sub-Total			3	2.58
ILP/TLP Well-Being Outcomes				
EPSDT Medical Visits	77%	80%	4	3.20
EPSDT Dental Visits	74%	80%	4	3.20
Academic Supports	50%	67%	2	1.34
Provider ECEM Visits	65%	94%	4	3.76
Placements with Siblings	16%	0%	Not Scored	Not Scored
Placements within Legal County	26%	0%	Not Scored	Not Scored
Well-Being Sub-Total			14	11.50
ILP/TLP Specialty Outcomes				
Academic/Career Development	28%	0%	10	0.00
Ind Living Skills Provision	60%	100%	15	15.00
Financial Independence	49%	0%	5	0.00
WTLP/Life Coach	56%	100%	15	15.00
Specialty Sub-Total			45	30.00
*Performance calculation descriptions can be found in the FY 2019 RBWO PBP Measurements and Standards Guide.				
Monitoring & Outcomes: Possible Points = 100			Points Earned = 71.75	
Score Before Incentives Credit			71.75%	

**Performance-Based Placement Measures**
RBWO Provider GA+SCORECARD - ILP/TLP

Report Quarter: Q2 FY2019

Incentives Awarded	10.00 pts
PBP Verification	N/A pts
Total Score	81.75%

Provider/Program Name: CHRIS 180 Inc. - Summit Trail Girls ILP (4674) - ILP

Program Census Information:		# Children in Care During Quarter: 7	# Placements During Quarter: 7	# Children in Care On Last Day: 5
ILP/TLP Incentive Credits	Avg Performance All ILP/TLPs (Points)	Provider Performance (%)*	Possible Points (Weight)	Provider Points Earned
No DOC Involvement		33%	5	1.65
Community Connections		60%	4	2.40
Positive Permanency Connections		0%	5	0.00
HS Grad/GED/Prof or Trade Certificate/College		N/A	10/5/5/1	
Part-Time Employment with Medical Benefits		0%	10	0.00
Living Arrangements at Discharge		50%	10	5.00
Additional Academic Supports		0%	2	0.00
Additional IL Skills Provision		100%	5	5.00
Active Agency Accreditation		50%	4	2.00
Staff Clinical Licensure		0%	5	0.00
Incentives Total	9.71			16.05

*Performance calculation descriptions can be found in the FY 2019 RBWO PBP Measurements and Standards Guide.

Child Protective Services Investigations and Dispositions

The following investigations data, which is not used for scoring but is considered significant to a provider's performance, is from Georgia SHINES and is not considered final or complete until the end of the fiscal year.

Total Reports:	0	
Number Screened In:	0	
Number Screened Out:	0	
Number Substantiated:	0	
Number Unsubstantiated:	0	
Number Active CPS Investigations:	0	



Performance-Based Placement Measures RBWO Provider GA+SCORECARD - ILP/TLP

Report Quarter: Q2 FY2019

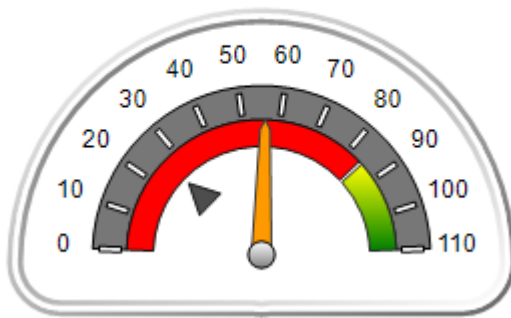
Provider/Program Name: Elks Aidmore Children's Center - ILP (5233) - ILP

1105 Lake Point Ln., Stone Mountain, GA 30088	Quarterly Scores (Grades)		Current Quarter Score (Grade)
Phone: 770-483-3535	Q1: 63.13 (D-)	Q2: 56.03 (F)	56.03%
Vendor ID# 144120	Q3: N/A	Q4: N/A	(F)
Program Census Information:	# Children in Care During Quarter: 6	# Placements During Quarter: 6	# Children in Care On Last Day: 5

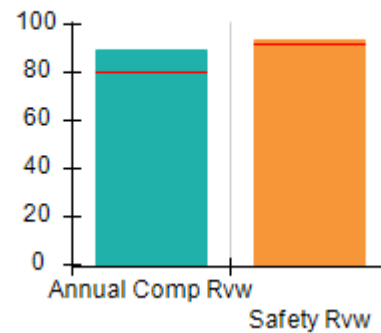
Quarterly Provider Comparisons to All ILP/TLPs

▼ — indicates average for all ILP/TLPs

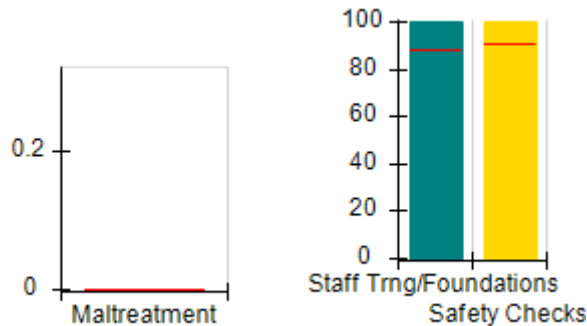
Overall Score (%)



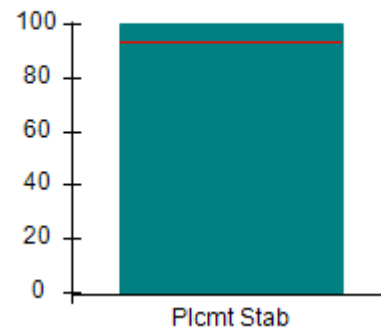
OPM Monitoring Reviews (%)



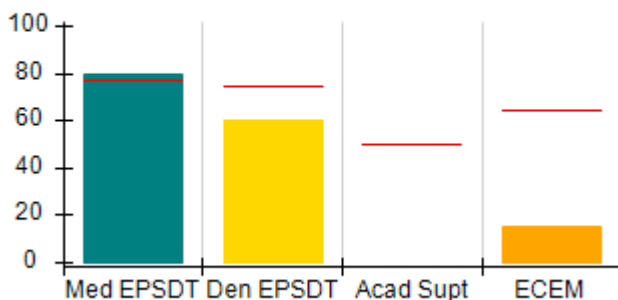
Safety Outcomes (%)



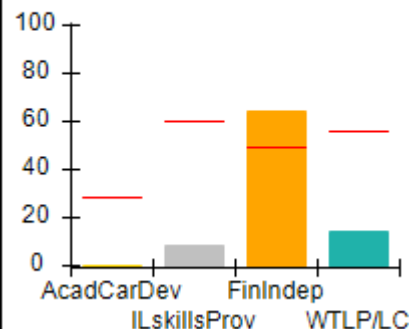
Permanency Outcomes (%)



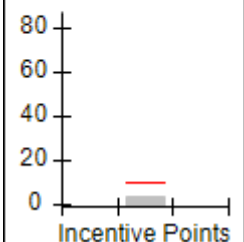
Well-Being Outcomes (%)



ILP/TLP Outcomes (%)



Incentives Earned (Points)





Performance-Based Placement Measures

RBWO Provider GA+SCORECARD - ILP/TLP

Report Quarter: Q2 FY2019

Provider/Program Name: Elks Aidmore Children's Center - ILP (5233) - ILP				
1105 Lake Point Ln., Stone Mountain, GA 30088		Quarterly Scores (Grades)		Current Quarter Score (Grade)
Phone: 770-483-3535		Q1: 63.13 (D-)	Q2: 56.03 (F)	56.03%
Vendor ID# 144120		Q3: N/A	Q4: N/A	(F)
Program Census Information:		# Children in Care During Quarter: 6	# Placements During Quarter: 6	# Children in Care On Last Day: 5
	Avg Performance All ILP/TLPs (%)	Provider Performance (%)*	Possible Points (Weight)	Provider Points Earned
OPM Monitoring Reviews				
Annual Comprehensive Reviews	80%	90%	15	13.46
Safety Reviews	92%	93%	10	9.33
Monitoring Sub-Total			25	22.79
ILP/TLP Safety Outcomes				
Incidence of Maltreatment	0.00%	Not Eligible		
Staff Training/Foundations	88%	100%	6.5	6.50
Staff Safety Checks	90%	100%	6.5	6.50
Safety Sub-Total			13	13.00
ILP/TLP Permanency Outcomes				
Placement Stability	93%	100%	3	3.00
Permanency Sub-Total			3	3.00
ILP/TLP Well-Being Outcomes				
EPSDT Medical Visits	77%	80%	4.7	3.73
EPSDT Dental Visits	74%	60%	4.7	2.80
Academic Supports	50%	Not Eligible		
Provider ECEM Visits	65%	15%	4.7	0.70
Placements with Siblings	16%	Not Eligible	Not Scored	Not Scored
Placements within Legal County	26%	0%	Not Scored	Not Scored
Well-Being Sub-Total			14	7.23
ILP/TLP Specialty Outcomes				
Academic/Career Development	28%	0%	10	0.00
Ind Living Skills Provision	60%	8%	15	1.20
Financial Independence	49%	64%	5	3.20
WTLP/Life Coach	56%	14%	15	2.10
Specialty Sub-Total			45	6.50
*Performance calculation descriptions can be found in the FY 2019 RBWO PBP Measurements and Standards Guide.				
Monitoring & Outcomes: Possible Points = 100			Points Earned = 52.53	
Score Before Incentives Credit			52.53%	

**Performance-Based Placement Measures**
RBWO Provider GA+SCORECARD - ILP/TLP

Report Quarter: Q2 FY2019

Incentives Awarded	03.50 pts
PBP Verification	N/A pts
Total Score	56.03%

Provider/Program Name: Elks Aidmore Children's Center - ILP (5233) - ILP

Program Census Information:		# Children in Care During Quarter: 6	# Placements During Quarter: 6	# Children in Care On Last Day: 5
ILP/TLP Incentive Credits	Avg Performance All ILP/TLPs (Points)	Provider Performance (%)*	Possible Points (Weight)	Provider Points Earned
No DOC Involvement		0%	5	0.00
Community Connections		0%	4	0.00
Positive Permanency Connections		20%	5	1.00
HS Grad/GED/Prof or Trade Certificate/College		N/A	10/5/5/1	
Part-Time Employment with Medical Benefits		0%	10	0.00
Living Arrangements at Discharge		0%	10	0.00
Additional Academic Supports		Not Eligible	2	
Additional IL Skills Provision		0%	5	0.00
Active Agency Accreditation		50%	4	2.00
Staff Clinical Licensure		10%	5	0.50
Incentives Total	9.71			3.50

*Performance calculation descriptions can be found in the FY 2019 RBWO PBP Measurements and Standards Guide.

Child Protective Services Investigations and Dispositions

The following investigations data, which is not used for scoring but is considered significant to a provider's performance, is from Georgia SHINES and is not considered final or complete until the end of the fiscal year.

Total Reports:	0	
Number Screened In:	0	
Number Screened Out:	0	
Number Substantiated:	0	
Number Unsubstantiated:	0	
Number Active CPS Investigations:	0	



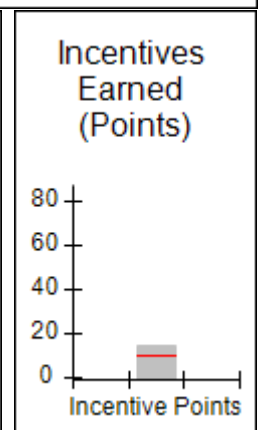
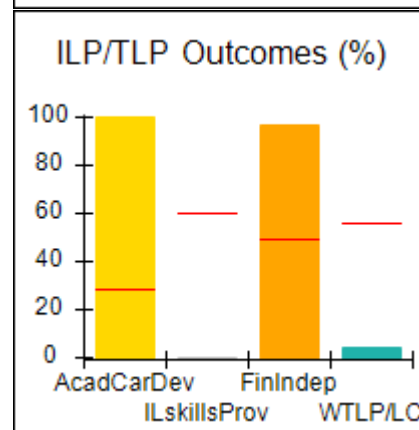
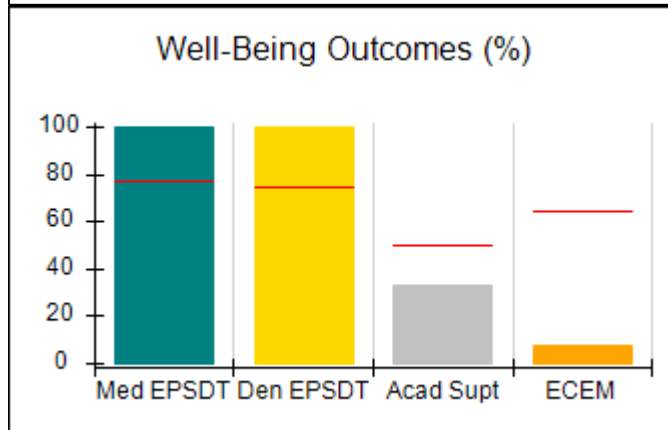
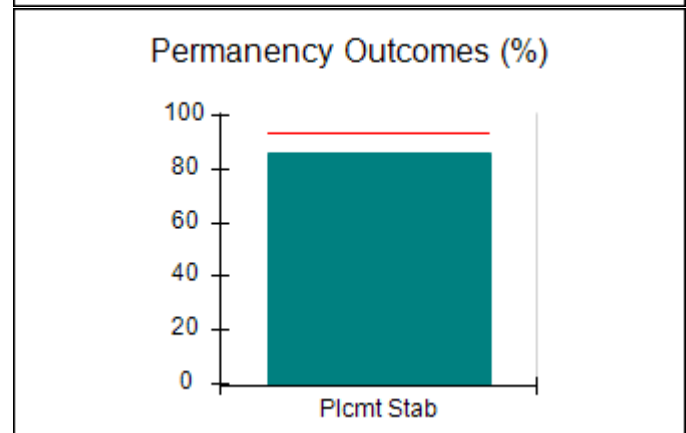
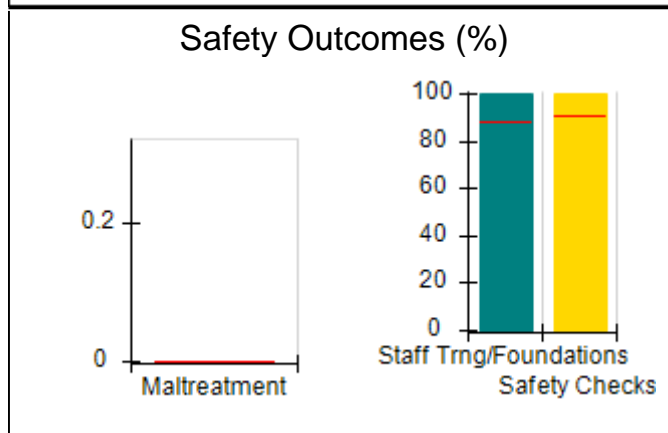
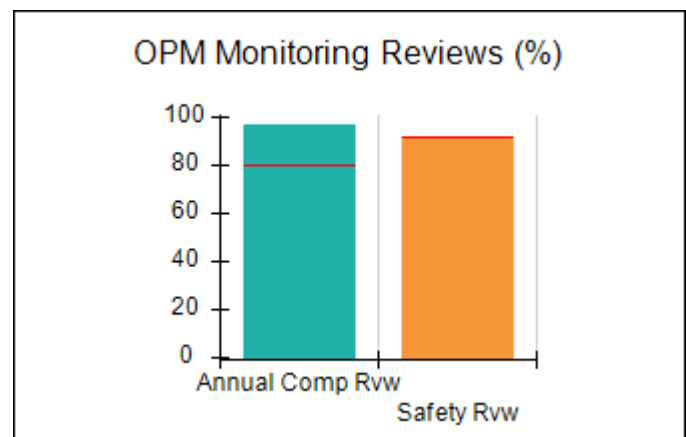
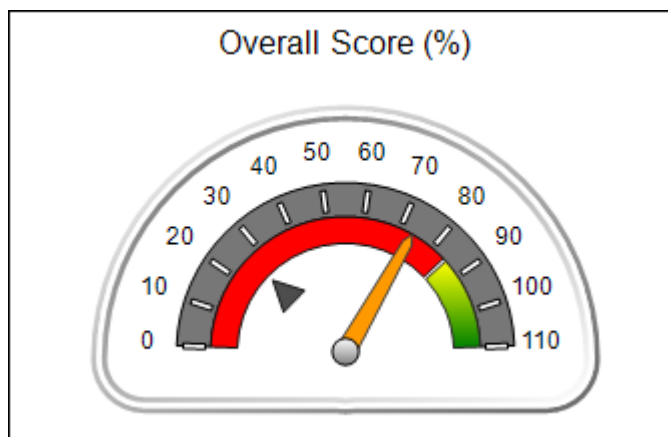
Performance-Based Placement Measures

RBWO Provider GA+SCORECARD - ILP/TLP

Report Quarter: Q2 FY2019

Provider/Program Name: Elks Aidmore Children's Center - Transitional Living Program (629) - TLP			
2394 Morrison Rd., Conyers, GA 30094	Quarterly Scores (Grades)		Current Quarter Score (Grade)
Phone: 770-483-3535	Q1: 82.61 (B-)	Q2: 73.56 (C-)	73.56%
Vendor ID# 53063	Q3: N/A	Q4: N/A	(C-)
Program Census Information:	# Children in Care During Quarter: 14	# Placements During Quarter: 14	# Children in Care On Last Day: 8
Quarterly Provider Comparisons to All ILP/TLPs			

indicates average for all ILP/TLPs





Performance-Based Placement Measures

RBWO Provider GA+SCORECARD - ILP/TLP

Report Quarter: Q2 FY2019

Provider/Program Name: Elks Aidmore Children's Center - Transitional Living Program (629) - TLP				
2394 Morrison Rd., Conyers, GA 30094		Quarterly Scores (Grades)		Current Quarter Score (Grade)
Phone: 770-483-3535		Q1: 82.61 (B-)	Q2: 73.56 (C-)	73.56%
Vendor ID# 53063		Q3: N/A	Q4: N/A	(C-)
Program Census Information:		# Children in Care During Quarter: 14	# Placements During Quarter: 14	# Children in Care On Last Day: 8
	Avg Performance All ILP/TLPs (%)	Provider Performance (%)*	Possible Points (Weight)	Provider Points Earned
OPM Monitoring Reviews				
Annual Comprehensive Reviews	80%	97%	15	14.48
Safety Reviews	92%	91%	10	9.07
Monitoring Sub-Total			25	23.55
ILP/TLP Safety Outcomes				
Incidence of Maltreatment	0.00%	No Substantiated Reports	3	3.00
Staff Training/Foundations	88%	100%	5	5.00
Staff Safety Checks	90%	100%	5	5.00
Safety Sub-Total			13	13.00
ILP/TLP Permanency Outcomes				
Placement Stability	93%	86%	3	2.58
Permanency Sub-Total			3	2.58
ILP/TLP Well-Being Outcomes				
EPSDT Medical Visits	77%	100%	4	4.00
EPSDT Dental Visits	74%	100%	4	4.00
Academic Supports	50%	33%	2	0.66
Provider ECEM Visits	65%	8%	4	0.32
Placements with Siblings	16%	0%	Not Scored	Not Scored
Placements within Legal County	26%	0%	Not Scored	Not Scored
Well-Being Sub-Total			14	8.98
ILP/TLP Specialty Outcomes				
Academic/Career Development	28%	100%	10	10.00
Ind Living Skills Provision	60%	0%	15	0.00
Financial Independence	49%	97%	5	4.85
WTLP/Life Coach	56%	4%	15	0.60
Specialty Sub-Total			45	15.45
*Performance calculation descriptions can be found in the FY 2019 RBWO PBP Measurements and Standards Guide.				

Monitoring & Outcomes: Possible Points = 100

Points Earned = 63.56



Performance-Based Placement Measures

RBWO Provider GA+SCORECARD - ILP/TLP

Report Quarter: Q2 FY2019

Score Before Incentives Credit	63.56%
Incentives Awarded	10.00 pts
PBP Verification	N/A pts
Total Score	73.56%

Provider/Program Name: Elks Aidmore Children's Center - Transitional Living Program (629) - TLP

Program Census Information:		# Children in Care During Quarter: 14	# Placements During Quarter: 14	# Children in Care On Last Day: 8
ILP/TLP Incentive Credits	Avg Performance All ILP/TLPs (Points)	Provider Performance (%)*	Possible Points (Weight)	Provider Points Earned
No DOC Involvement		92%	5	4.60
Community Connections		100%	4	4.00
Positive Permanency Connections		100%	5	5.00
HS Grad/GED/Prof or Trade Certificate/College		N/A	10/5/5/1	
Part-Time Employment with Medical Benefits		0%	10	0.00
Living Arrangements at Discharge		0%	10	0.00
Additional Academic Supports		25%	2	0.50
Additional IL Skills Provision		0%	5	0.00
Active Agency Accreditation		0%	4	0.00
Staff Clinical Licensure		10%	5	0.50
Incentives Total	9.71			14.60

*Performance calculation descriptions can be found in the FY 2019 RBWO PBP Measurements and Standards Guide.

Child Protective Services Investigations and Dispositions

The following investigations data, which is not used for scoring but is considered significant to a provider's performance, is from Georgia SHINES and is not considered final or complete until the end of the fiscal year.

Total Reports:	0
Number Screened In:	0
Number Screened Out:	0
Number Substantiated:	0
Number Unsubstantiated:	0
Number Active CPS Investigations:	0



Performance-Based Placement Measures RBWO Provider GA+SCORECARD - ILP/TLP

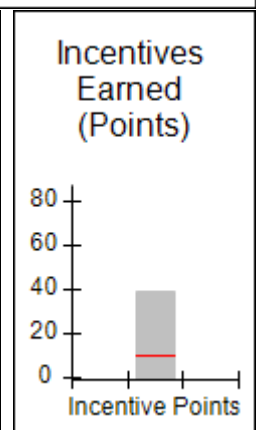
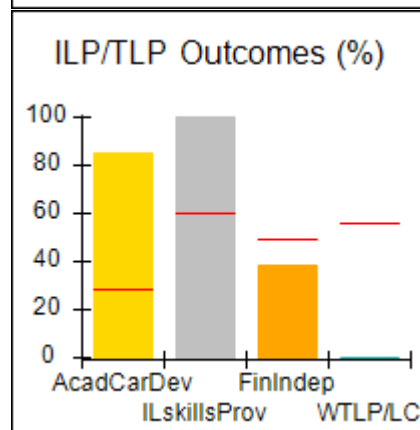
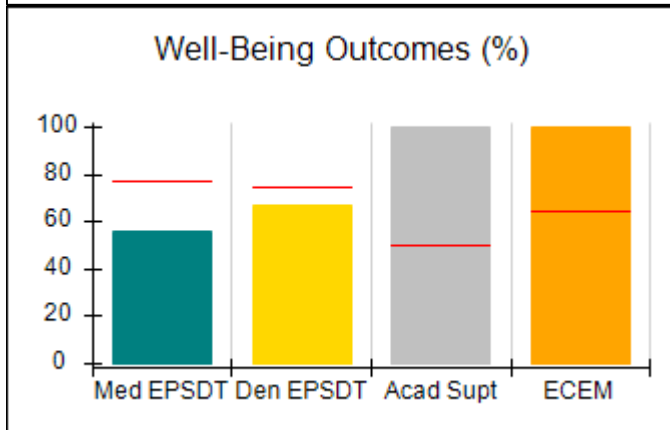
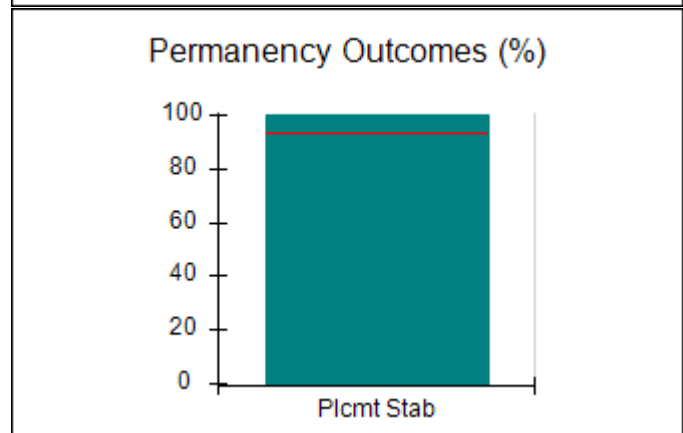
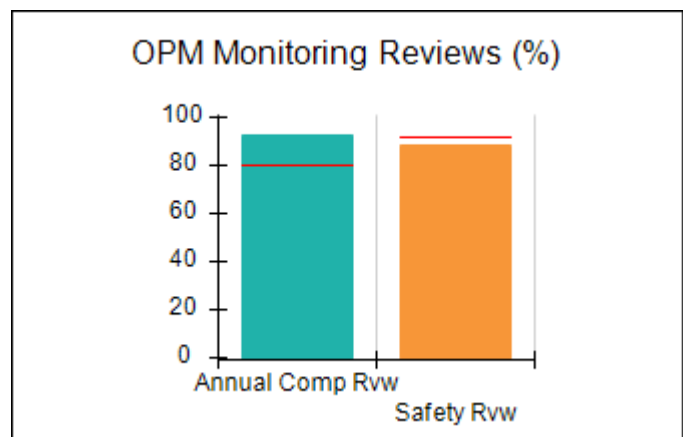
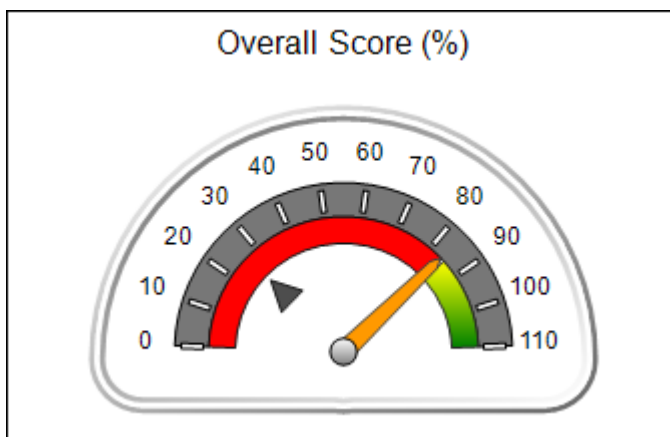
Report Quarter: Q2 FY2019

Provider/Program Name: ENA, Inc., dba NECCO (formerly GA SAFE) - Albany ILP (5171) - ILP

2516 Dawson Road, Albany, GA 31707	Quarterly Scores (Grades)		Current Quarter Score (Grade)
Phone: 229-299-5095	Q1: 65.88 (D)	Q2: 83.83 (B-)	83.83%
Vendor ID# 119959	Q3: N/A	Q4: N/A	(B-)
Program Census Information:	# Children in Care During Quarter: 11	# Placements During Quarter: 11	# Children in Care On Last Day: 10

Quarterly Provider Comparisons to All ILP/TLPs

▼ — indicates average for all ILP/TLPs





Performance-Based Placement Measures

RBWO Provider GA+SCORECARD - ILP/TLP

Report Quarter: Q2 FY2019

Provider/Program Name: ENA, Inc., dba NECCO (formerly GA SAFE) - Albany ILP (5171) - ILP

2516 Dawson Road, Albany, GA 31707	Quarterly Scores (Grades)		Current Quarter Score (Grade)
Phone: 229-299-5095	Q1: 65.88 (D)	Q2: 83.83 (B-)	83.83%
Vendor ID# 119959	Q3: N/A	Q4: N/A	(B-)

Program Census Information:	# Children in Care During Quarter: 11	# Placements During Quarter: 11	# Children in Care On Last Day: 10
-----------------------------	---------------------------------------	---------------------------------	------------------------------------

	Avg Performance All ILP/TLPs (%)	Provider Performance (%)*	Possible Points (Weight)	Provider Points Earned
--	----------------------------------	---------------------------	--------------------------	------------------------

OPM Monitoring Reviews

Annual Comprehensive Reviews	80%	92%	15	13.87
Safety Reviews	92%	89%	10	8.89
Monitoring Sub-Total			25	22.76

ILP/TLP Safety Outcomes

Incidence of Maltreatment	0.00%	No Substantiated Reports	3	3.00
Staff Training/Foundations	88%	75%	5	3.75
Staff Safety Checks	90%	100%	5	5.00
Safety Sub-Total			13	11.75

ILP/TLP Permanency Outcomes

Placement Stability	93%	100%	3	3.00
Permanency Sub-Total			3	3.00

ILP/TLP Well-Being Outcomes

EPSDT Medical Visits	77%	56%	4	2.24
EPSDT Dental Visits	74%	67%	4	2.68
Academic Supports	50%	100%	2	2.00
Provider ECEM Visits	65%	100%	4	4.00
Placements with Siblings	16%	Not Eligible	Not Scored	Not Scored
Placements within Legal County	26%	0%	Not Scored	Not Scored
Well-Being Sub-Total			14	10.92

ILP/TLP Specialty Outcomes

Academic/Career Development	28%	85%	10	8.50
Ind Living Skills Provision	60%	100%	15	15.00
Financial Independence	49%	38%	5	1.90
WTLP/Life Coach	56%	0%	15	0.00
Specialty Sub-Total			45	25.40

*Performance calculation descriptions can be found in the FY 2019 RBWO PBP Measurements and Standards Guide.

Monitoring & Outcomes: Possible Points = 100**Points Earned = 73.83**



Performance-Based Placement Measures

RBWO Provider GA+SCORECARD - ILP/TLP

Report Quarter: Q2 FY2019

Score Before Incentives Credit	73.83%
Incentives Awarded	10.00 pts
PBP Verification	N/A pts
Total Score	83.83%

Provider/Program Name: ENA, Inc., dba NECCO (formerly GA SAFE) - Albany ILP (5171) - ILP

Program Census Information:		# Children in Care During Quarter: 11	# Placements During Quarter: 11	# Children in Care On Last Day: 10
ILP/TLP Incentive Credits	Avg Performance All ILP/TLPs (Points)	Provider Performance (%)*	Possible Points (Weight)	Provider Points Earned
No DOC Involvement		100%	5	5.00
Community Connections		100%	4	4.00
Positive Permanency Connections		100%	5	5.00
HS Grad/GED/Prof or Trade Certificate/College		N/A	10/5/5/1	1.00
Part-Time Employment with Medical Benefits		100%	10	10.00
Living Arrangements at Discharge		100%	10	10.00
Additional Academic Supports		0%	2	0.00
Additional IL Skills Provision		33%	5	1.65
Active Agency Accreditation		50%	4	2.00
Staff Clinical Licensure		0%	5	0.00
Incentives Total	9.71			38.65

*Performance calculation descriptions can be found in the FY 2019 RBWO PBP Measurements and Standards Guide.

Child Protective Services Investigations and Dispositions

The following investigations data, which is not used for scoring but is considered significant to a provider's performance, is from Georgia SHINES and is not considered final or complete until the end of the fiscal year.

Total Reports:	0
Number Screened In:	0
Number Screened Out:	0
Number Substantiated:	0
Number Unsubstantiated:	0
Number Active CPS Investigations:	0



Performance-Based Placement Measures RBWO Provider GA+SCORECARD - ILP/TLP

Report Quarter: Q2 FY2019

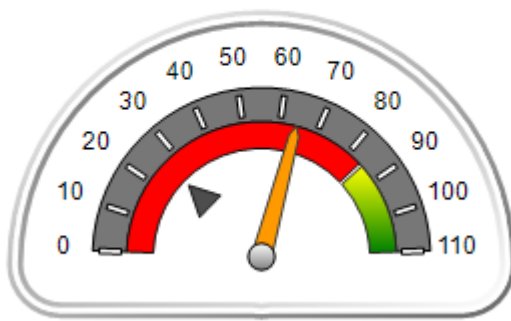
Provider/Program Name: ENA, Inc., dba NECCO (formerly GA SAFE) - Jonesboro ILP (5136) - ILP

2262 Mt. Zion Rd, Jonesboro, GA 30236	Quarterly Scores (Grades)		Current Quarter Score (Grade)
Phone: 678-610-1933	Q1: 74.14 (C)	Q2: 64.40 (D)	64.40%
Vendor ID# 114043	Q3: N/A	Q4: N/A	(D)
Program Census Information:	# Children in Care During Quarter: 42	# Placements During Quarter: 42	# Children in Care On Last Day: 34

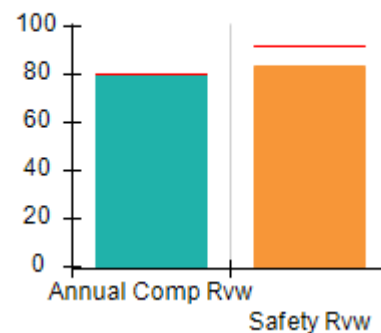
Quarterly Provider Comparisons to All ILP/TLPs

▼ — indicates average for all ILP/TLPs

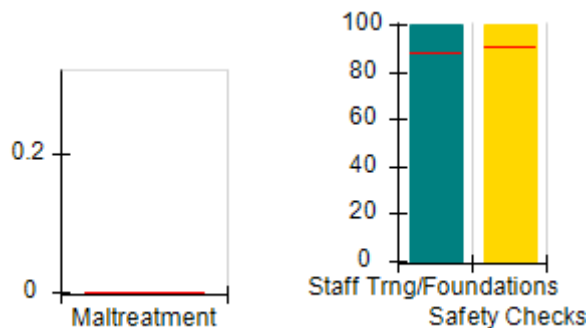
Overall Score (%)



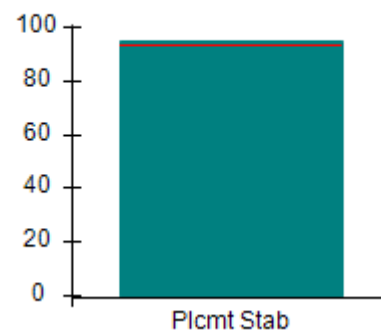
OPM Monitoring Reviews (%)



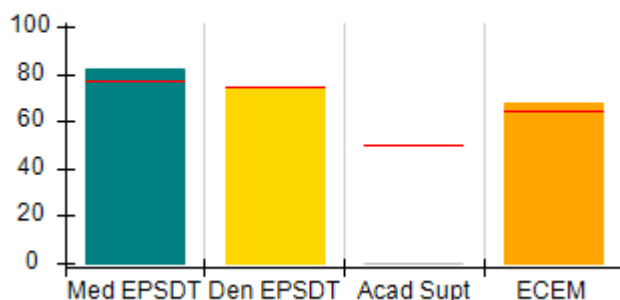
Safety Outcomes (%)



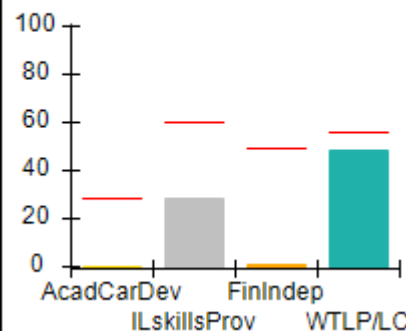
Permanency Outcomes (%)



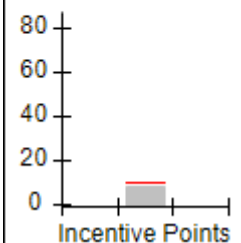
Well-Being Outcomes (%)



ILP/TLP Outcomes (%)



Incentives Earned (Points)





Performance-Based Placement Measures

RBWO Provider GA+SCORECARD - ILP/TLP

Report Quarter: Q2 FY2019

Provider/Program Name: ENA, Inc., dba NECCO (formerly GA SAFE) - Jonesboro ILP (5136) - ILP				
2262 Mt. Zion Rd, Jonesboro, GA 30236	Quarterly Scores (Grades)			Current Quarter Score (Grade)
Phone: 678-610-1933	Q1: 74.14 (C)	Q2: 64.40 (D)	64.40%	
Vendor ID# 114043	Q3: N/A	Q4: N/A	(D)	
Program Census Information:	# Children in Care During Quarter: 42	# Placements During Quarter: 42	# Children in Care On Last Day: 34	
	Avg Performance All ILP/TLPs (%)	Provider Performance (%)*	Possible Points (Weight)	Provider Points Earned
OPM Monitoring Reviews				
Annual Comprehensive Reviews	80%	80%	15	12.06
Safety Reviews	92%	83%	10	8.33
Monitoring Sub-Total			25	20.39
ILP/TLP Safety Outcomes				
Incidence of Maltreatment	0.00%	No Substantiated Reports	3	3.00
Staff Training/Foundations	88%	100%	5	5.00
Staff Safety Checks	90%	100%	5	5.00
Safety Sub-Total			13	13.00
ILP/TLP Permanency Outcomes				
Placement Stability	93%	95%	3	2.85
Permanency Sub-Total			3	2.85
ILP/TLP Well-Being Outcomes				
EPSDT Medical Visits	77%	82%	4	3.28
EPSDT Dental Visits	74%	74%	4	2.96
Academic Supports	50%	0%	2	0.00
Provider ECEM Visits	65%	68%	4	2.72
Placements with Siblings	16%	Not Eligible	Not Scored	Not Scored
Placements within Legal County	26%	0%	Not Scored	Not Scored
Well-Being Sub-Total			14	8.96
ILP/TLP Specialty Outcomes				
Academic/Career Development	28%	0%	10	0.00
Ind Living Skills Provision	60%	28%	15	4.20
Financial Independence	49%	1%	5	0.05
WTLP/Life Coach	56%	48%	15	7.20
Specialty Sub-Total			45	11.45
*Performance calculation descriptions can be found in the FY 2019 RBWO PBP Measurements and Standards Guide.				

Monitoring & Outcomes: Possible Points = 100

Points Earned = 56.65



Performance-Based Placement Measures

RBWO Provider GA+SCORECARD - ILP/TLP

Report Quarter: Q2 FY2019

Score Before Incentives Credit	56.65%
Incentives Awarded	07.75 pts
PBP Verification	N/A pts
Total Score	64.40%

Provider/Program Name: ENA, Inc., dba NECCO (formerly GA SAFE) - Jonesboro ILP (5136) - ILP

Program Census Information:		# Children in Care During Quarter: 42	# Placements During Quarter: 42	# Children in Care On Last Day: 34
ILP/TLP Incentive Credits	Avg Performance All ILP/TLPs (Points)	Provider Performance (%)*	Possible Points (Weight)	Provider Points Earned
No DOC Involvement		58%	5	2.90
Community Connections		0%	4	0.00
Positive Permanency Connections		4%	5	0.20
HS Grad/GED/Prof or Trade Certificate/College		N/A	10/5/5/1	
Part-Time Employment with Medical Benefits		25%	10	2.50
Living Arrangements at Discharge		0%	10	0.00
Additional Academic Supports		0%	2	0.00
Additional IL Skills Provision		3%	5	0.15
Active Agency Accreditation		50%	4	2.00
Staff Clinical Licensure		0%	5	0.00
Incentives Total	9.71			7.75

*Performance calculation descriptions can be found in the FY 2019 RBWO PBP Measurements and Standards Guide.

Child Protective Services Investigations and Dispositions

The following investigations data, which is not used for scoring but is considered significant to a provider's performance, is from Georgia SHINES and is not considered final or complete until the end of the fiscal year.

Total Reports:	0
Number Screened In:	0
Number Screened Out:	0
Number Substantiated:	0
Number Unsubstantiated:	0
Number Active CPS Investigations:	0



Performance-Based Placement Measures RBWO Provider GA+SCORECARD - ILP/TLP

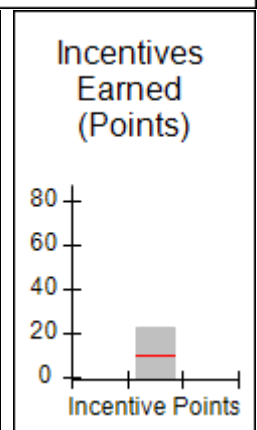
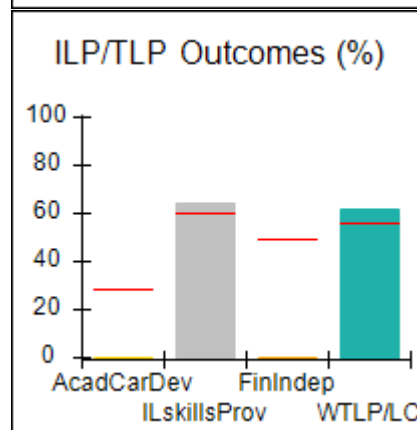
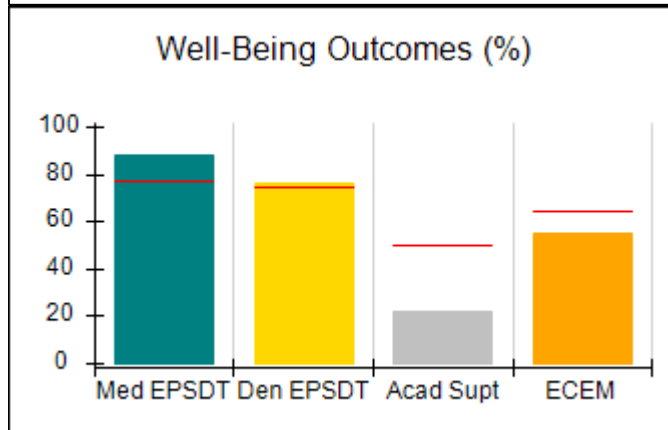
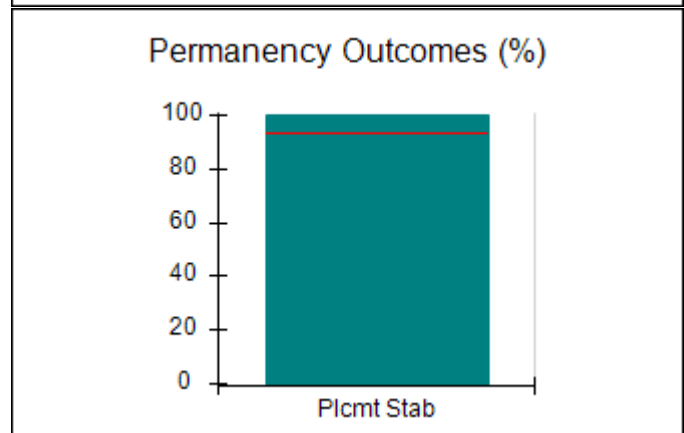
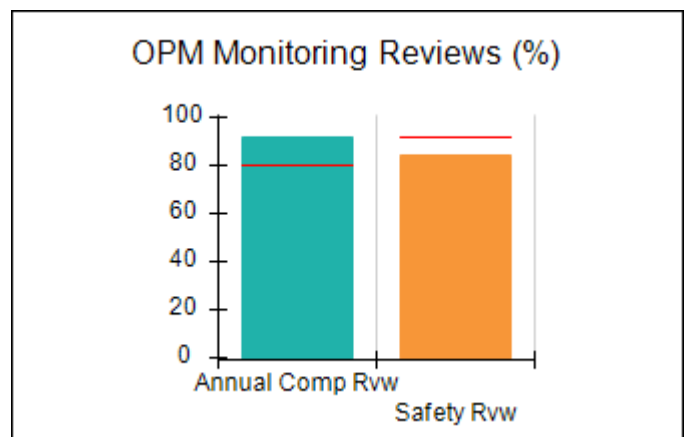
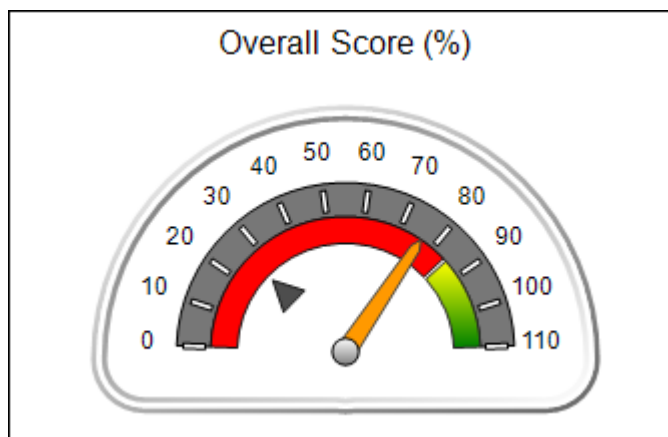
Report Quarter: Q2 FY2019

Provider/Program Name: ENA, Inc., dba NECCO (formerly GA SAFE) - Macon ILP (5172) - ILP

150 North Crest Blvd, Macon, GA 31210	Quarterly Scores (Grades)		Current Quarter Score (Grade)
Phone: 478-254-2902	Q1: 72.86 (C-)	Q2: 76.26 (C)	76.26%
Vendor ID# 92617	Q3: N/A	Q4: N/A	(C)
Program Census Information:	# Children in Care During Quarter: 18	# Placements During Quarter: 18	# Children in Care On Last Day: 15

Quarterly Provider Comparisons to All ILP/TLPs

▼ — indicates average for all ILP/TLPs





Performance-Based Placement Measures

RBWO Provider GA+SCORECARD - ILP/TLP

Report Quarter: Q2 FY2019

Provider/Program Name: ENA, Inc., dba NECCO (formerly GA SAFE) - Macon ILP (5172) - ILP

150 North Crest Blvd, Macon, GA 31210	Quarterly Scores (Grades)		Current Quarter Score (Grade)
Phone: 478-254-2902	Q1: 72.86 (C-)	Q2: 76.26 (C)	76.26%
Vendor ID# 92617	Q3: N/A	Q4: N/A	(C)

Program Census Information:	# Children in Care During Quarter: 18	# Placements During Quarter: 18	# Children in Care On Last Day: 15
-----------------------------	---------------------------------------	---------------------------------	------------------------------------

	Avg Performance All ILP/TLPs (%)	Provider Performance (%)*	Possible Points (Weight)	Provider Points Earned
--	---	----------------------------------	---------------------------------	-------------------------------

OPM Monitoring Reviews

Annual Comprehensive Reviews	80%	91%	15	13.72
Safety Reviews	92%	84%	10	8.44
Monitoring Sub-Total			25	22.16

ILP/TLP Safety Outcomes

Incidence of Maltreatment	0.00%	No Substantiated Reports	3	3.00
Staff Training/Foundations	88%	100%	5	5.00
Staff Safety Checks	90%	100%	5	5.00
Safety Sub-Total			13	13.00

ILP/TLP Permanency Outcomes

Placement Stability	93%	100%	3	3.00
Permanency Sub-Total			3	3.00

ILP/TLP Well-Being Outcomes

EPSDT Medical Visits	77%	88%	4	3.52
EPSDT Dental Visits	74%	76%	4	3.04
Academic Supports	50%	22%	2	0.44
Provider ECEM Visits	65%	55%	4	2.20
Placements with Siblings	16%	Not Eligible	Not Scored	Not Scored
Placements within Legal County	26%	0%	Not Scored	Not Scored
Well-Being Sub-Total			14	9.20

ILP/TLP Specialty Outcomes

Academic/Career Development	28%	0%	10	0.00
Ind Living Skills Provision	60%	64%	15	9.60
Financial Independence	49%	0%	5	0.00
WTLP/Life Coach	56%	62%	15	9.30
Specialty Sub-Total			45	18.90

*Performance calculation descriptions can be found in the FY 2019 RBWO PBP Measurements and Standards Guide.

Monitoring & Outcomes: Possible Points = 100

Points Earned = 66.26



Performance-Based Placement Measures

RBWO Provider GA+SCORECARD - ILP/TLP

Report Quarter: Q2 FY2019

Score Before Incentives Credit	66.26%
Incentives Awarded	10.00 pts
PBP Verification	N/A pts
Total Score	76.26%

Provider/Program Name: ENA, Inc., dba NECCO (formerly GA SAFE) - Macon ILP (5172) - ILP

Program Census Information:		# Children in Care During Quarter: 18	# Placements During Quarter: 18	# Children in Care On Last Day: 15
ILP/TLP Incentive Credits	Avg Performance All ILP/TLPs (Points)	Provider Performance (%)*	Possible Points (Weight)	Provider Points Earned
No DOC Involvement		98%	5	4.90
Community Connections		0%	4	0.00
Positive Permanency Connections		94%	5	4.70
HS Grad/GED/Prof or Trade Certificate/College		N/A	10/5/5/1	
Part-Time Employment with Medical Benefits		100%	10	10.00
Living Arrangements at Discharge		0%	10	0.00
Additional Academic Supports		6%	2	0.12
Additional IL Skills Provision		24%	5	1.20
Active Agency Accreditation		50%	4	2.00
Staff Clinical Licensure		0%	5	0.00
Incentives Total	9.71			22.92

*Performance calculation descriptions can be found in the FY 2019 RBWO PBP Measurements and Standards Guide.

Child Protective Services Investigations and Dispositions

The following investigations data, which is not used for scoring but is considered significant to a provider's performance, is from Georgia SHINES and is not considered final or complete until the end of the fiscal year.

Total Reports:	0
Number Screened In:	0
Number Screened Out:	0
Number Substantiated:	0
Number Unsubstantiated:	0
Number Active CPS Investigations:	0



Performance-Based Placement Measures RBWO Provider GA+SCORECARD - ILP/TLP

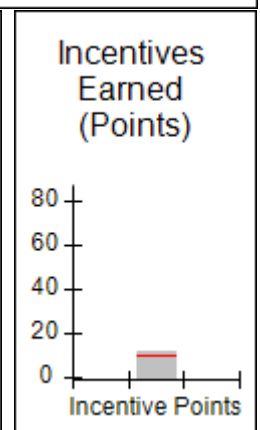
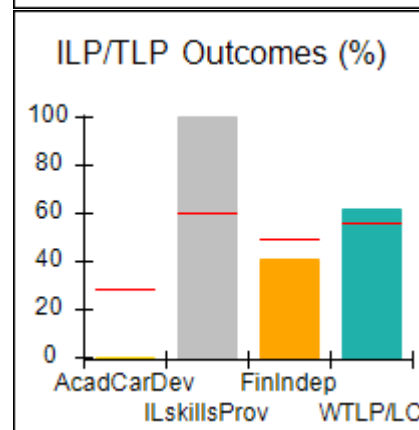
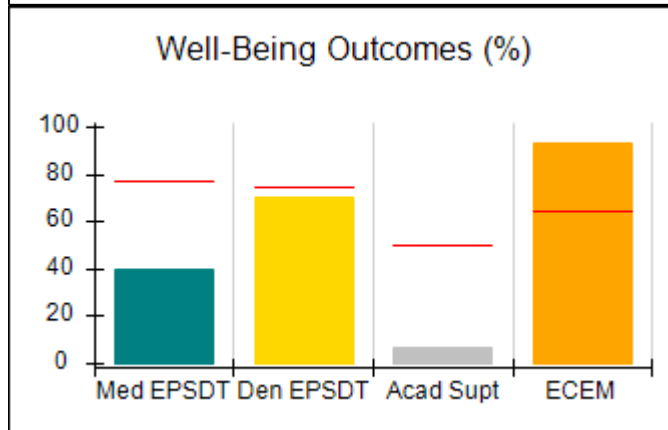
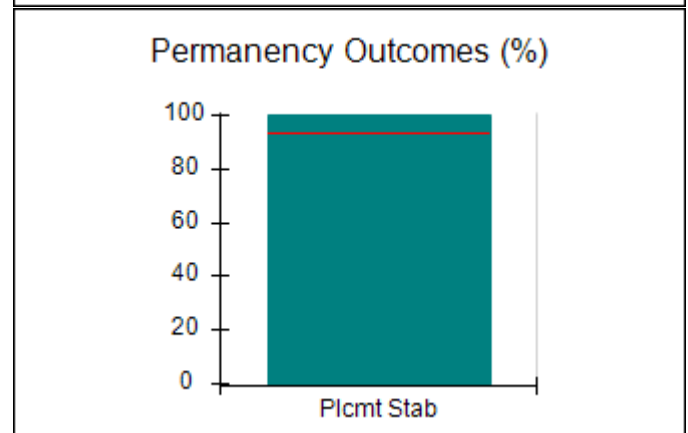
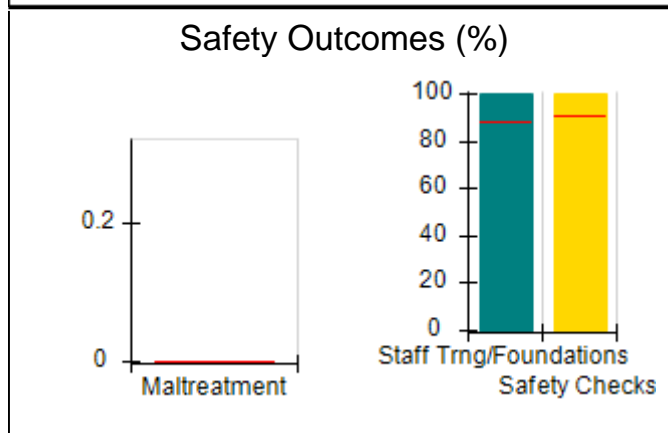
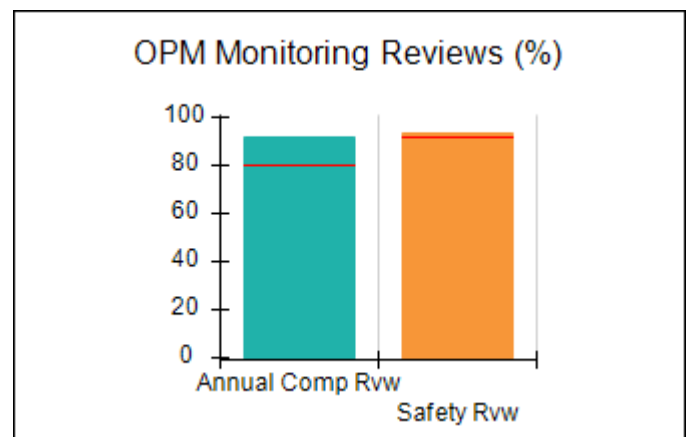
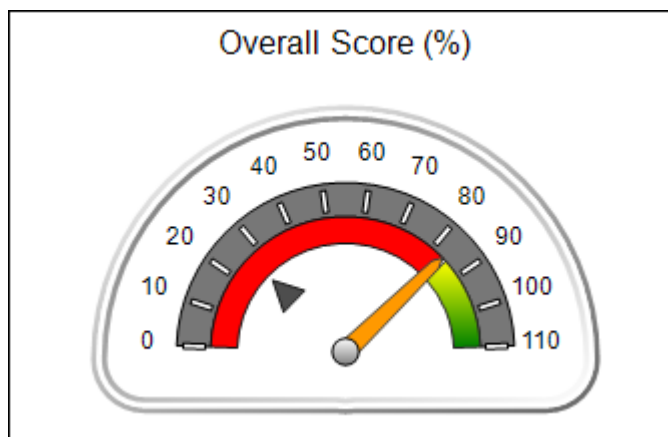
Report Quarter: Q2 FY2019

Provider/Program Name: ENA, Inc., dba NECCO (formerly GA SAFE) - Martinez ILP (5137) - ILP

4424 Columbia Rd., Martinez, GA 30907	Quarterly Scores (Grades)		Current Quarter Score (Grade)
Phone: 706-210-3435	Q1: 74.07 (C)	Q2: 83.70 (B-)	83.70%
Vendor ID# 114072	Q3: N/A	Q4: N/A	(B-)
Program Census Information:	# Children in Care During Quarter: 11	# Placements During Quarter: 11	# Children in Care On Last Day: 11

Quarterly Provider Comparisons to All ILP/TLPs

▼ — indicates average for all ILP/TLPs





Performance-Based Placement Measures

RBWO Provider GA+SCORECARD - ILP/TLP

Report Quarter: Q2 FY2019

Provider/Program Name: ENA, Inc., dba NECCO (formerly GA SAFE) - Martinez ILP (5137) - ILP

4424 Columbia Rd., Martinez, GA 30907		Quarterly Scores (Grades)		Current Quarter Score (Grade)
Phone: 706-210-3435		Q1: 74.07 (C)	Q2: 83.70 (B-)	83.70%
Vendor ID# 114072		Q3: N/A	Q4: N/A	(B-)
Program Census Information:		# Children in Care During Quarter: 11	# Placements During Quarter: 11	# Children in Care On Last Day: 11
	Avg Performance All ILP/TLPs (%)	Provider Performance (%)*	Possible Points (Weight)	Provider Points Earned
OPM Monitoring Reviews				
Annual Comprehensive Reviews	80%	92%	15	13.73
Safety Reviews	92%	94%	10	9.36
Monitoring Sub-Total			25	23.09
ILP/TLP Safety Outcomes				
Incidence of Maltreatment	0.00%	Not Eligible		
Staff Training/Foundations	88%	100%	6.5	6.50
Staff Safety Checks	90%	100%	6.5	6.50
Safety Sub-Total			13	13.00
ILP/TLP Permanency Outcomes				
Placement Stability	93%	100%	3	3.00
Permanency Sub-Total			3	3.00
ILP/TLP Well-Being Outcomes				
EPSDT Medical Visits	77%	40%	4	1.60
EPSDT Dental Visits	74%	70%	4	2.80
Academic Supports	50%	7%	2	0.14
Provider ECEM Visits	65%	93%	4	3.72
Placements with Siblings	16%	100%	Not Scored	Not Scored
Placements within Legal County	26%	0%	Not Scored	Not Scored
Well-Being Sub-Total			14	8.26
ILP/TLP Specialty Outcomes				
Academic/Career Development	28%	0%	10	0.00
Ind Living Skills Provision	60%	100%	15	15.00
Financial Independence	49%	41%	5	2.05
WTLP/Life Coach	56%	62%	15	9.30
Specialty Sub-Total			45	26.35

*Performance calculation descriptions can be found in the FY 2019 RBWO PBP Measurements and Standards Guide.

Monitoring & Outcomes: Possible Points = 100

Points Earned = 73.70



Performance-Based Placement Measures

RBWO Provider GA+SCORECARD - ILP/TLP

Report Quarter: Q2 FY2019

Score Before Incentives Credit	73.70%
Incentives Awarded	10.00 pts
PBP Verification	N/A pts
Total Score	83.70%

Provider/Program Name: ENA, Inc., dba NECCO (formerly GA SAFE) - Martinez ILP (5137) - ILP

Program Census Information:		# Children in Care During Quarter: 11	# Placements During Quarter: 11	# Children in Care On Last Day: 11
ILP/TLP Incentive Credits	Avg Performance All ILP/TLPs (Points)	Provider Performance (%)*	Possible Points (Weight)	Provider Points Earned
No DOC Involvement		89%	5	4.45
Community Connections		0%	4	0.00
Positive Permanency Connections		55%	5	2.75
HS Grad/GED/Prof or Trade Certificate/College		N/A	10/5/5/1	
Part-Time Employment with Medical Benefits		Not Eligible	10	
Living Arrangements at Discharge		Not Eligible	10	
Additional Academic Supports		0%	2	0.00
Additional IL Skills Provision		53%	5	2.65
Active Agency Accreditation		50%	4	2.00
Staff Clinical Licensure		0%	5	0.00
Incentives Total	9.71			11.85

*Performance calculation descriptions can be found in the FY 2019 RBWO PBP Measurements and Standards Guide.

Child Protective Services Investigations and Dispositions

The following investigations data, which is not used for scoring but is considered significant to a provider's performance, is from Georgia SHINES and is not considered final or complete until the end of the fiscal year.

Total Reports:	0
Number Screened In:	0
Number Screened Out:	0
Number Substantiated:	0
Number Unsubstantiated:	0
Number Active CPS Investigations:	0



Performance-Based Placement Measures RBWO Provider GA+SCORECARD - ILP/TLP

Report Quarter: Q2 FY2019

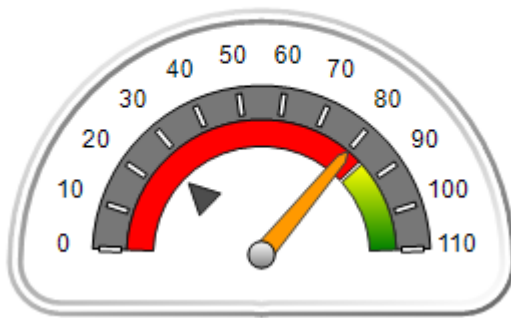
Provider/Program Name: Exquisite Care - ILP 2 (5240) - ILP

100 Chase Ridge Dr., Riverdale, GA 30296	Quarterly Scores (Grades)		Current Quarter Score (Grade)
Phone: 770-580-0542	Q1: 61.56 (D-)	Q2: 79.97 (C+)	79.97%
Vendor ID# 143545	Q3: N/A	Q4: N/A	(C+)
Program Census Information:	# Children in Care During Quarter: 5	# Placements During Quarter: 5	# Children in Care On Last Day: 3

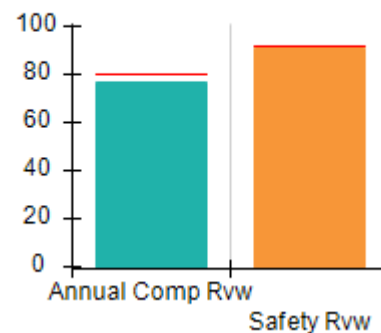
Quarterly Provider Comparisons to All ILP/TLPs

▼ — indicates average for all ILP/TLPs

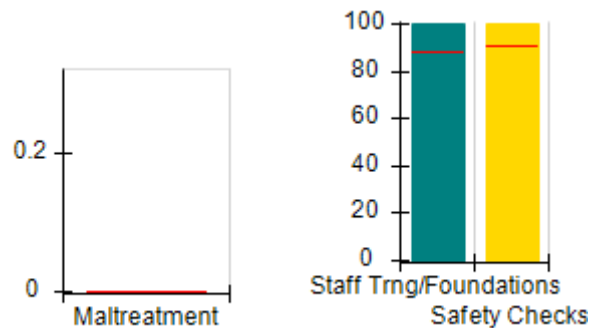
Overall Score (%)



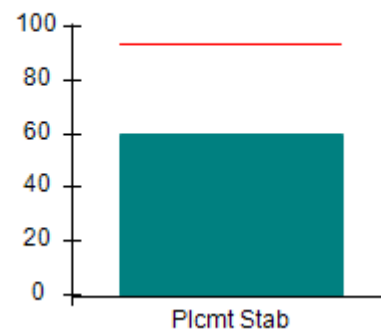
OPM Monitoring Reviews (%)



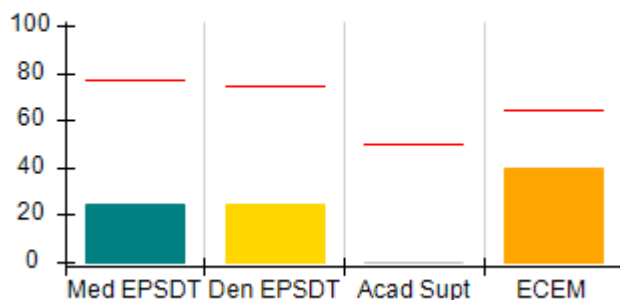
Safety Outcomes (%)



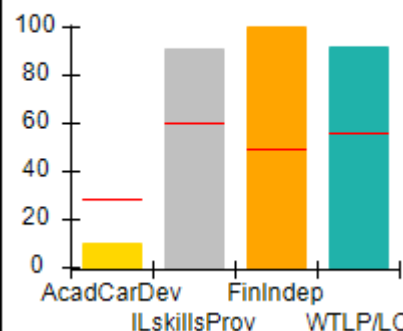
Permanency Outcomes (%)



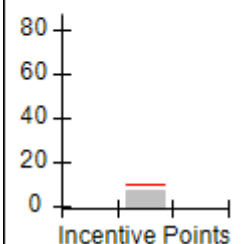
Well-Being Outcomes (%)



ILP/TLP Outcomes (%)



Incentives Earned (Points)





Performance-Based Placement Measures RBWO Provider GA+SCORECARD - ILP/TLP

Report Quarter: Q2 FY2019

Provider/Program Name: Exquisite Care - ILP 2 (5240) - ILP				
100 Chase Ridge Dr., Riverdale, GA 30296		Quarterly Scores (Grades)		Current Quarter Score (Grade)
Phone: 770-580-0542		Q1: 61.56 (D-)	Q2: 79.97 (C+)	79.97%
Vendor ID# 143545		Q3: N/A	Q4: N/A	(C+)
Program Census Information:		# Children in Care During Quarter: 5	# Placements During Quarter: 5	# Children in Care On Last Day: 3
	Avg Performance All ILP/TLPs (%)	Provider Performance (%)*	Possible Points (Weight)	Provider Points Earned
OPM Monitoring Reviews				
Annual Comprehensive Reviews	80%	77%	15	11.54
Safety Reviews	92%	91%	10	9.08
Monitoring Sub-Total			25	20.62
ILP/TLP Safety Outcomes				
Incidence of Maltreatment	0.00%	Not Eligible		
Staff Training/Foundations	88%	100%	6.5	6.50
Staff Safety Checks	90%	100%	6.5	6.50
Safety Sub-Total			13	13.00
ILP/TLP Permanency Outcomes				
Placement Stability	93%	60%	3	1.80
Permanency Sub-Total			3	1.80
ILP/TLP Well-Being Outcomes				
EPSDT Medical Visits	77%	25%	4	1.00
EPSDT Dental Visits	74%	25%	4	1.00
Academic Supports	50%	0%	2	0.00
Provider ECEM Visits	65%	40%	4	1.60
Placements with Siblings	16%	Not Eligible	Not Scored	Not Scored
Placements within Legal County	26%	0%	Not Scored	Not Scored
Well-Being Sub-Total			14	3.60
ILP/TLP Specialty Outcomes				
Academic/Career Development	28%	10%	10	1.00
Ind Living Skills Provision	60%	91%	15	13.65
Financial Independence	49%	100%	5	5.00
WTLP/Life Coach	56%	92%	15	13.80
Specialty Sub-Total			45	33.45

*Performance calculation descriptions can be found in the FY 2019 RBWO PBP Measurements and Standards Guide.

Monitoring & Outcomes: Possible Points = 100	Points Earned = 72.47
Score Before Incentives Credit	72.47%

**Performance-Based Placement Measures**
RBWO Provider GA+SCORECARD - ILP/TLP

Report Quarter: Q2 FY2019

Incentives Awarded	07.50 pts
PBP Verification	N/A pts
Total Score	79.97%

Provider/Program Name: Exquisite Care - ILP 2 (5240) - ILP

Program Census Information:		# Children in Care During Quarter: 5	# Placements During Quarter: 5	# Children in Care On Last Day: 3
ILP/TLP Incentive Credits	Avg Performance All ILP/TLPs (Points)	Provider Performance (%)*	Possible Points (Weight)	Provider Points Earned
No DOC Involvement		90%	5	4.50
Community Connections		0%	4	0.00
Positive Permanency Connections		0%	5	0.00
HS Grad/GED/Prof or Trade Certificate/College		N/A	10/5/5/1	
Part-Time Employment with Medical Benefits		0%	10	0.00
Living Arrangements at Discharge		0%	10	0.00
Additional Academic Supports		0%	2	0.00
Additional IL Skills Provision		60%	5	3.00
Active Agency Accreditation		0%	4	0.00
Staff Clinical Licensure		0%	5	0.00
Incentives Total	9.71			7.50

*Performance calculation descriptions can be found in the FY 2019 RBWO PBP Measurements and Standards Guide.

Child Protective Services Investigations and Dispositions

The following investigations data, which is not used for scoring but is considered significant to a provider's performance, is from Georgia SHINES and is not considered final or complete until the end of the fiscal year.

Total Reports:	0	
Number Screened In:	0	
Number Screened Out:	0	
Number Substantiated:	0	
Number Unsubstantiated:	0	
Number Active CPS Investigations:	0	

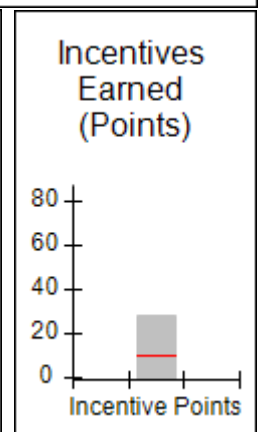
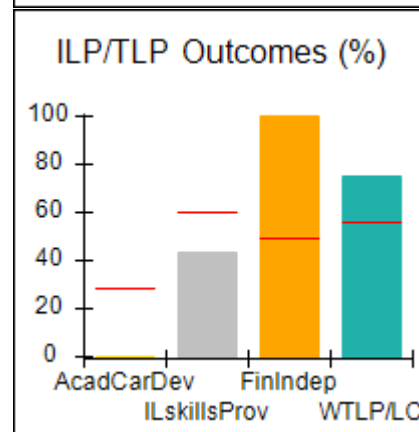
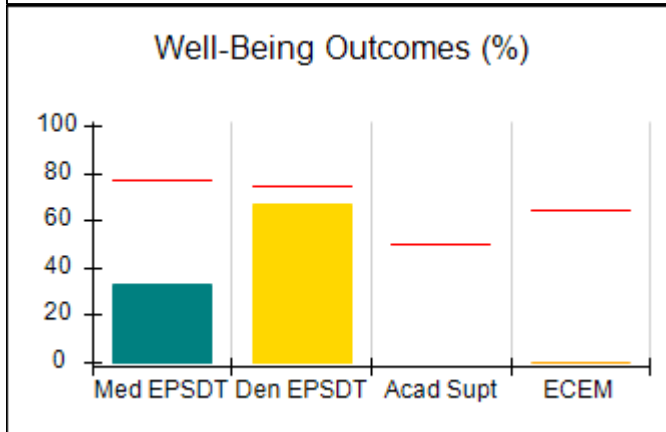
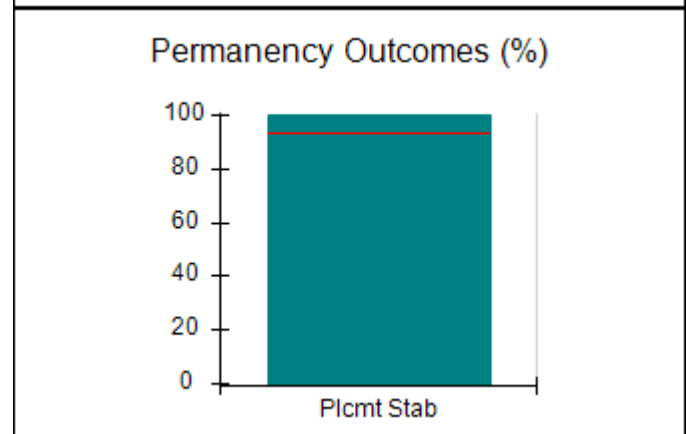
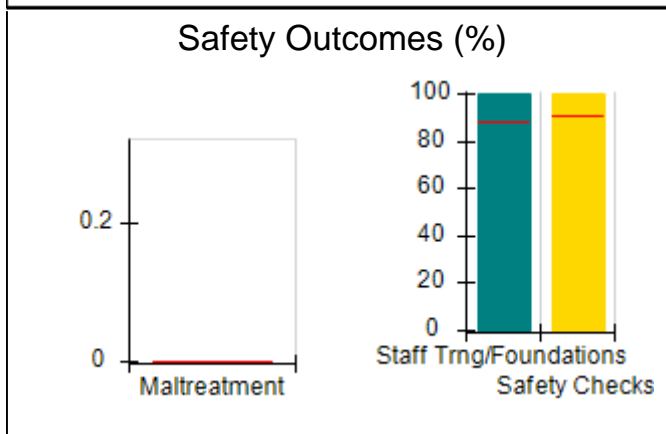
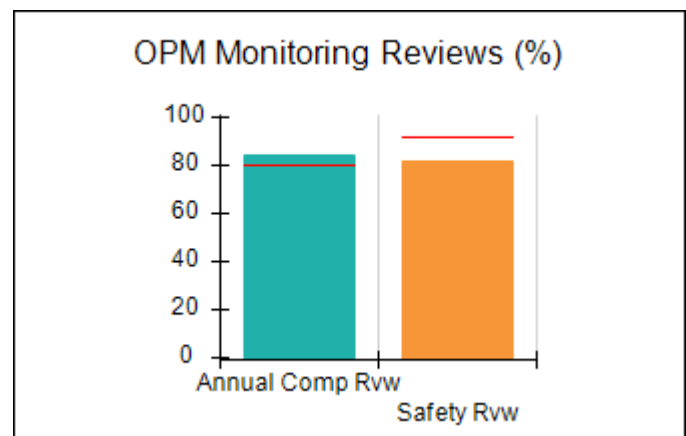
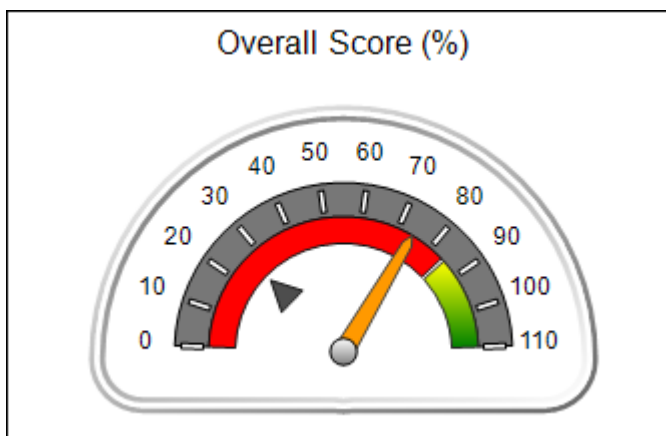


Performance-Based Placement Measures RBWO Provider GA+SCORECARD - ILP/TLP

Report Quarter: Q2 FY2019

Provider/Program Name: Families First - Independent Living Program (643) - ILP			
80 Joseph E. Lowery Blvd NW, Atlanta, GA 30314	Quarterly Scores (Grades)		Current Quarter Score (Grade)
Phone: 404-853-2867	Q1: 71.02 (C-)	Q2: 74.17 (C)	74.17%
Vendor ID# 35338	Q3: N/A	Q4: N/A	(C)
Program Census Information:	# Children in Care During Quarter: 3	# Placements During Quarter: 3	# Children in Care On Last Day: 2
Quarterly Provider Comparisons to All ILP/TLPs			

▼ — indicates average for all ILP/TLPs





Performance-Based Placement Measures

RBWO Provider GA+SCORECARD - ILP/TLP

Report Quarter: Q2 FY2019

Provider/Program Name: Families First - Independent Living Program (643) - ILP				
80 Joseph E. Lowery Blvd NW, Atlanta, GA 30314		Quarterly Scores (Grades)		Current Quarter Score (Grade)
Phone: 404-853-2867		Q1: 71.02 (C-)	Q2: 74.17 (C)	74.17%
Vendor ID# 35338		Q3: N/A	Q4: N/A	(C)
Program Census Information:		# Children in Care During Quarter: 3	# Placements During Quarter: 3	# Children in Care On Last Day: 2
	Avg Performance All ILP/TLPs (%)	Provider Performance (%)*	Possible Points (Weight)	Provider Points Earned
OPM Monitoring Reviews				
Annual Comprehensive Reviews	80%	84%	15	12.59
Safety Reviews	92%	82%	10	8.21
Monitoring Sub-Total			25	20.80
ILP/TLP Safety Outcomes				
Incidence of Maltreatment	0.00%	Not Eligible		
Staff Training/Foundations	88%	100%	6.5	6.50
Staff Safety Checks	90%	100%	6.5	6.50
Safety Sub-Total			13	13.00
ILP/TLP Permanency Outcomes				
Placement Stability	93%	100%	3	3.00
Permanency Sub-Total			3	3.00
ILP/TLP Well-Being Outcomes				
EPSDT Medical Visits	77%	33%	4.7	1.54
EPSDT Dental Visits	74%	67%	4.7	3.13
Academic Supports	50%	Not Eligible		
Provider ECEM Visits	65%	0%	4.7	0.00
Placements with Siblings	16%	0%	Not Scored	Not Scored
Placements within Legal County	26%	Not Eligible	Not Scored	Not Scored
Well-Being Sub-Total			14	4.67
ILP/TLP Specialty Outcomes				
Academic/Career Development	28%	0%	10	0.00
Ind Living Skills Provision	60%	43%	15	6.45
Financial Independence	49%	100%	5	5.00
WTLP/Life Coach	56%	75%	15	11.25
Specialty Sub-Total			45	22.70

*Performance calculation descriptions can be found in the FY 2019 RBWO PBP Measurements and Standards Guide.

Monitoring & Outcomes: Possible Points = 100	Points Earned = 64.17
Score Before Incentives Credit	64.17%

**Performance-Based Placement Measures**
RBWO Provider GA+SCORECARD - ILP/TLP

Report Quarter: Q2 FY2019

Incentives Awarded	10.00 pts
PBP Verification	N/A pts
Total Score	74.17%

Provider/Program Name: Families First - Independent Living Program (643) - ILP

Program Census Information:		# Children in Care During Quarter: 3	# Placements During Quarter: 3	# Children in Care On Last Day: 2
ILP/TLP Incentive Credits	Avg Performance All ILP/TLPs (Points)	Provider Performance (%)*	Possible Points (Weight)	Provider Points Earned
No DOC Involvement		100%	5	5.00
Community Connections		0%	4	0.00
Positive Permanency Connections		0%	5	0.00
HS Grad/GED/Prof or Trade Certificate/College		N/A	10/5/5/1	
Part-Time Employment with Medical Benefits		100%	10	10.00
Living Arrangements at Discharge		100%	10	10.00
Additional Academic Supports		Not Eligible	2	
Additional IL Skills Provision		14%	5	0.70
Active Agency Accreditation		50%	4	2.00
Staff Clinical Licensure		0%	5	0.00
Incentives Total	9.71			27.70

*Performance calculation descriptions can be found in the FY 2019 RBWO PBP Measurements and Standards Guide.

Child Protective Services Investigations and Dispositions

The following investigations data, which is not used for scoring but is considered significant to a provider's performance, is from Georgia SHINES and is not considered final or complete until the end of the fiscal year.

Total Reports:	0	
Number Screened In:	0	
Number Screened Out:	0	
Number Substantiated:	0	
Number Unsubstantiated:	0	
Number Active CPS Investigations:	0	



Performance-Based Placement Measures RBWO Provider GA+SCORECARD - ILP/TLP

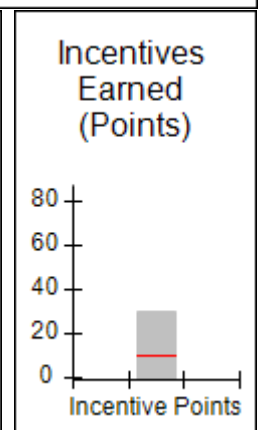
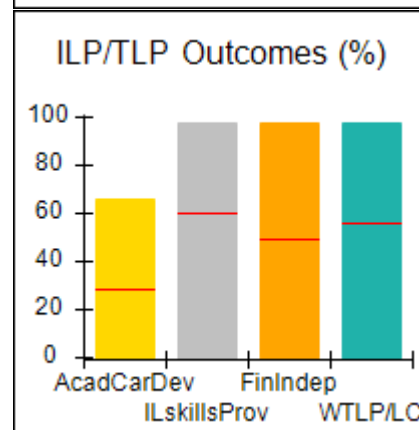
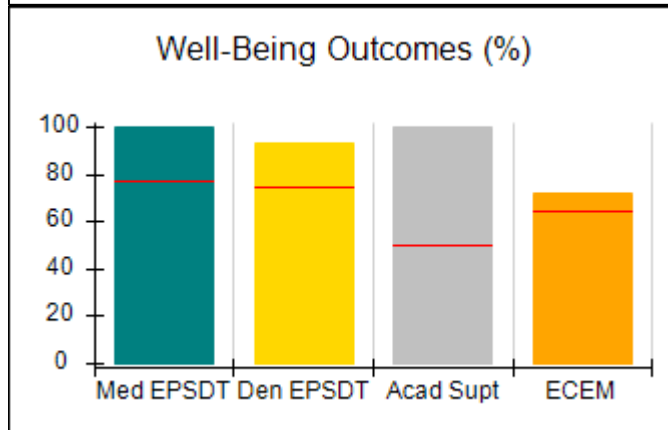
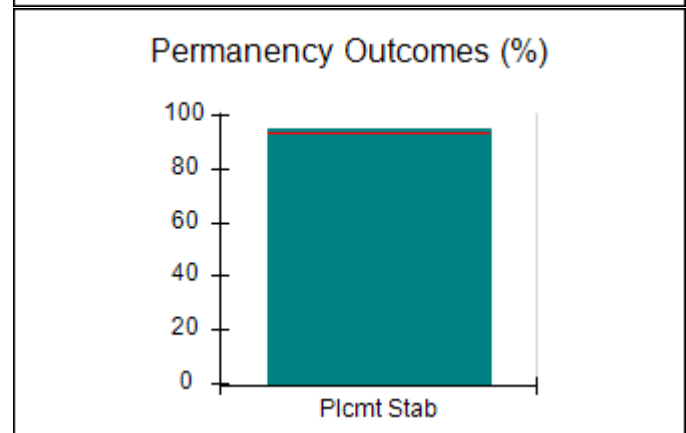
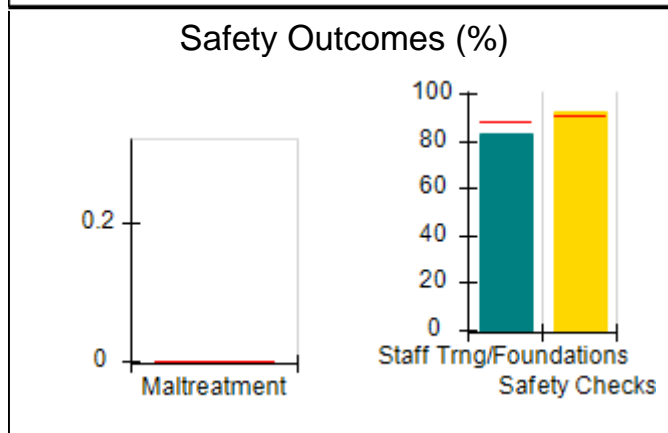
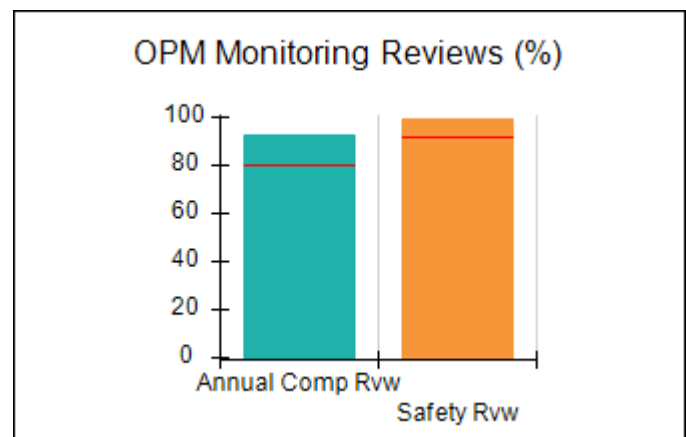
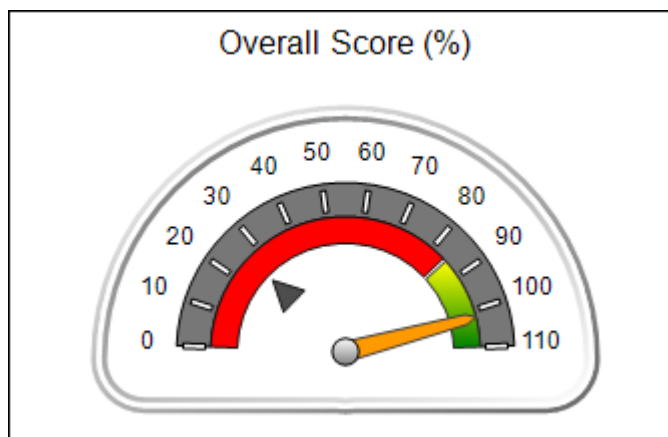
Report Quarter: Q2 FY2019

Provider/Program Name: Goshen Valley Foundation - North Georgia New Beginnings ILP (5130) - ILP

200 West Main St., Canton, GA 30114	Quarterly Scores (Grades)		Current Quarter Score (Grade)
Phone: 770-796-4618	Q1: 79.53 (C+)	Q2: 101.96 (A+)	101.96%
Vendor ID# 111810	Q3: N/A	Q4: N/A	(A+)
Program Census Information:	# Children in Care During Quarter: 19	# Placements During Quarter: 19	# Children in Care On Last Day: 15

Quarterly Provider Comparisons to All ILP/TLPs

▼ — indicates average for all ILP/TLPs





Performance-Based Placement Measures

RBWO Provider GA+SCORECARD - ILP/TLP

Report Quarter: Q2 FY2019

Provider/Program Name: Goshen Valley Foundation - North Georgia New Beginnings ILP (5130) - ILP				
200 West Main St., Canton, GA 30114		Quarterly Scores (Grades)		Current Quarter Score (Grade)
Phone: 770-796-4618		Q1: 79.53 (C+)	Q2: 101.96 (A+)	101.96%
Vendor ID# 111810		Q3: N/A	Q4: N/A	(A+)
Program Census Information:		# Children in Care During Quarter: 19	# Placements During Quarter: 19	# Children in Care On Last Day: 15
	Avg Performance All ILP/TLPs (%)	Provider Performance (%)*	Possible Points (Weight)	Provider Points Earned
OPM Monitoring Reviews				
Annual Comprehensive Reviews	80%	93%	15	13.96
Safety Reviews	92%	99%	10	9.90
Monitoring Sub-Total			25	23.86
ILP/TLP Safety Outcomes				
Incidence of Maltreatment	0.00%	No Substantiated Reports	3	3.00
Staff Training/Foundations	88%	83%	5	4.15
Staff Safety Checks	90%	92%	5	4.60
Safety Sub-Total			13	11.75
ILP/TLP Permanency Outcomes				
Placement Stability	93%	95%	3	2.85
Permanency Sub-Total			3	2.85
ILP/TLP Well-Being Outcomes				
EPSDT Medical Visits	77%	100%	4	4.00
EPSDT Dental Visits	74%	93%	4	3.72
Academic Supports	50%	100%	2	2.00
Provider ECEM Visits	65%	72%	4	2.88
Placements with Siblings	16%	Not Eligible	Not Scored	Not Scored
Placements within Legal County	26%	20%	Not Scored	Not Scored
Well-Being Sub-Total			14	12.60
ILP/TLP Specialty Outcomes				
Academic/Career Development	28%	66%	10	6.60
Ind Living Skills Provision	60%	98%	15	14.70
Financial Independence	49%	98%	5	4.90
WTLP/Life Coach	56%	98%	15	14.70
Specialty Sub-Total			45	40.90
*Performance calculation descriptions can be found in the FY 2019 RBWO PBP Measurements and Standards Guide.				

Monitoring & Outcomes: Possible Points = 100
Points Earned = 91.96



Performance-Based Placement Measures

RBWO Provider GA+SCORECARD - ILP/TLP

Report Quarter: Q2 FY2019

Score Before Incentives Credit	91.96%
Incentives Awarded	10.00 pts
PBP Verification	N/A pts
Total Score	101.96%

Provider/Program Name: Goshen Valley Foundation - North Georgia New Beginnings ILP (5130) - ILP

Program Census Information:		# Children in Care During Quarter: 19	# Placements During Quarter: 19	# Children in Care On Last Day: 15
ILP/TLP Incentive Credits	Avg Performance All ILP/TLPs (Points)	Provider Performance (%)*	Possible Points (Weight)	Provider Points Earned
No DOC Involvement		66%	5	3.30
Community Connections		100%	4	4.00
Positive Permanency Connections		100%	5	5.00
HS Grad/GED/Prof or Trade Certificate/College		N/A	10/5/5/1	2.00
Part-Time Employment with Medical Benefits		25%	10	2.50
Living Arrangements at Discharge		50%	10	5.00
Additional Academic Supports		85%	2	1.70
Additional IL Skills Provision		74%	5	3.70
Active Agency Accreditation		50%	4	2.00
Staff Clinical Licensure		10%	5	0.50
Incentives Total	9.71			29.70

*Performance calculation descriptions can be found in the FY 2019 RBWO PBP Measurements and Standards Guide.

Child Protective Services Investigations and Dispositions

The following investigations data, which is not used for scoring but is considered significant to a provider's performance, is from Georgia SHINES and is not considered final or complete until the end of the fiscal year.

Total Reports:	0
Number Screened In:	0
Number Screened Out:	0
Number Substantiated:	0
Number Unsubstantiated:	0
Number Active CPS Investigations:	0



Performance-Based Placement Measures

RBWO Provider GA+SCORECARD - ILP/TLP

Report Quarter: Q2 FY2019

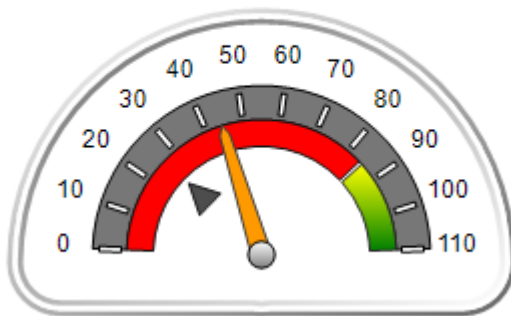
Provider/Program Name: Greenbriar Children's Center - ILP Program (5118) - ILP

711 Lincoln Street, Savannah, GA 31401	Quarterly Scores (Grades)		Current Quarter Score (Grade)
Phone: 912-233-4860	Q1: 42.17 (F)	Q2: 44.31 (F)	44.31%
Vendor ID# 105891	Q3: N/A	Q4: N/A	(F)
Program Census Information:	# Children in Care During Quarter: 3	# Placements During Quarter: 3	# Children in Care On Last Day: 3

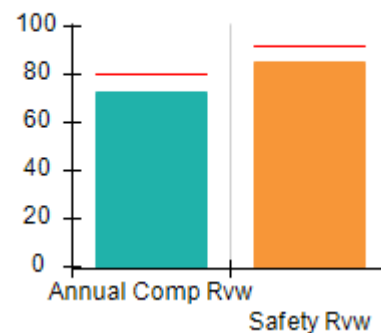
Quarterly Provider Comparisons to All ILP/TLPs

indicates average for all ILP/TLPs

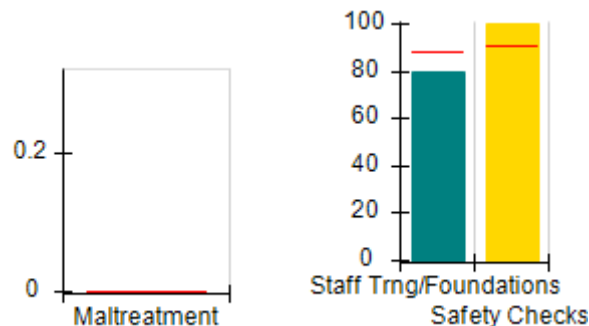
Overall Score (%)



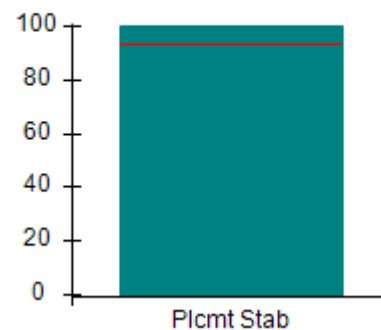
OPM Monitoring Reviews (%)



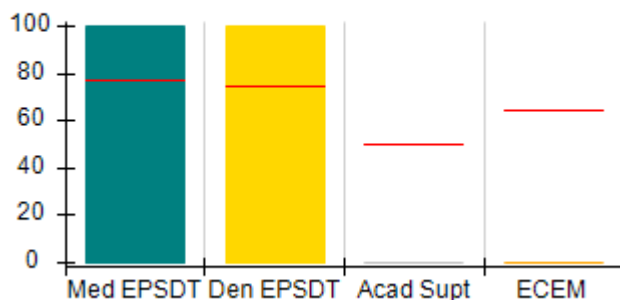
Safety Outcomes (%)



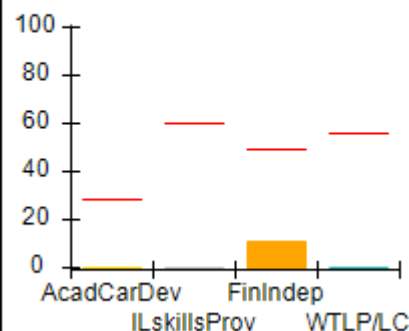
Permanency Outcomes (%)



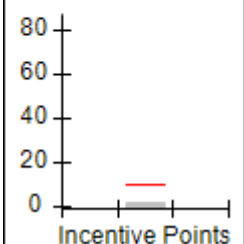
Well-Being Outcomes (%)



ILP/TLP Outcomes (%)



Incentives Earned (Points)





Performance-Based Placement Measures RBWO Provider GA+SCORECARD - ILP/TLP

Report Quarter: Q2 FY2019

Provider/Program Name: Greenbriar Children's Center - ILP Program (5118) - ILP				
711 Lincoln Street, Savannah, GA 31401		Quarterly Scores (Grades)		Current Quarter Score (Grade)
Phone: 912-233-4860		Q1: 42.17 (F)	Q2: 44.31 (F)	44.31%
Vendor ID# 105891		Q3: N/A	Q4: N/A	(F)
Program Census Information:		# Children in Care During Quarter: 3	# Placements During Quarter: 3	# Children in Care On Last Day: 3
	Avg Performance All ILP/TLPs (%)	Provider Performance (%)*	Possible Points (Weight)	Provider Points Earned
OPM Monitoring Reviews				
Annual Comprehensive Reviews	80%	73%	15	10.88
Safety Reviews	92%	85%	10	8.53
Monitoring Sub-Total			25	19.41
ILP/TLP Safety Outcomes				
Incidence of Maltreatment	0.00%	Not Eligible		
Staff Training/Foundations	88%	80%	6.5	5.20
Staff Safety Checks	90%	100%	6.5	6.50
Safety Sub-Total			13	11.70
ILP/TLP Permanency Outcomes				
Placement Stability	93%	100%	3	3.00
Permanency Sub-Total			3	3.00
ILP/TLP Well-Being Outcomes				
EPSDT Medical Visits	77%	100%	4	4.00
EPSDT Dental Visits	74%	100%	4	4.00
Academic Supports	50%	0%	2	0.00
Provider ECEM Visits	65%	0%	4	0.00
Placements with Siblings	16%	0%	Not Scored	Not Scored
Placements within Legal County	26%	Not Eligible	Not Scored	Not Scored
Well-Being Sub-Total			14	8.00
ILP/TLP Specialty Outcomes				
Academic/Career Development	28%	0%	10	0.00
Ind Living Skills Provision	60%	0%	15	0.00
Financial Independence	49%	11%	5	0.55
WTLP/Life Coach	56%	0%	15	0.00
Specialty Sub-Total			45	0.55
*Performance calculation descriptions can be found in the FY 2019 RBWO PBP Measurements and Standards Guide.				
Monitoring & Outcomes: Possible Points = 100			Points Earned = 42.66	
Score Before Incentives Credit			42.66%	

**Performance-Based Placement Measures**
RBWO Provider GA+SCORECARD - ILP/TLP

Report Quarter: Q2 FY2019

Incentives Awarded	01.65 pts
PBP Verification	N/A pts
Total Score	44.31%

Provider/Program Name: Greenbriar Children's Center - ILP Program (5118) - ILP

Program Census Information:		# Children in Care During Quarter: 3	# Placements During Quarter: 3	# Children in Care On Last Day: 3
ILP/TLP Incentive Credits	Avg Performance All ILP/TLPs (Points)	Provider Performance (%)*	Possible Points (Weight)	Provider Points Earned
No DOC Involvement		33%	5	1.65
Community Connections		0%	4	0.00
Positive Permanency Connections		0%	5	0.00
HS Grad/GED/Prof or Trade Certificate/College		N/A	10/5/5/1	
Part-Time Employment with Medical Benefits		Not Eligible	10	
Living Arrangements at Discharge		Not Eligible	10	
Additional Academic Supports		0%	2	0.00
Additional IL Skills Provision		0%	5	0.00
Active Agency Accreditation		0%	4	0.00
Staff Clinical Licensure		0%	5	0.00
Incentives Total	9.71			1.65

*Performance calculation descriptions can be found in the FY 2019 RBWO PBP Measurements and Standards Guide.

Child Protective Services Investigations and Dispositions

The following investigations data, which is not used for scoring but is considered significant to a provider's performance, is from Georgia SHINES and is not considered final or complete until the end of the fiscal year.

Total Reports:	0	
Number Screened In:	0	
Number Screened Out:	0	
Number Substantiated:	0	
Number Unsubstantiated:	0	
Number Active CPS Investigations:	0	



Performance-Based Placement Measures RBWO Provider GA+SCORECARD - ILP/TLP

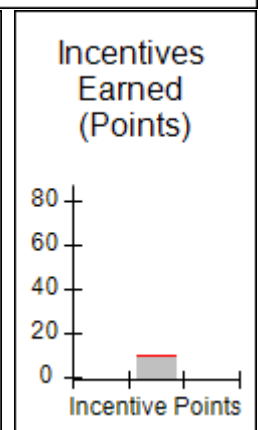
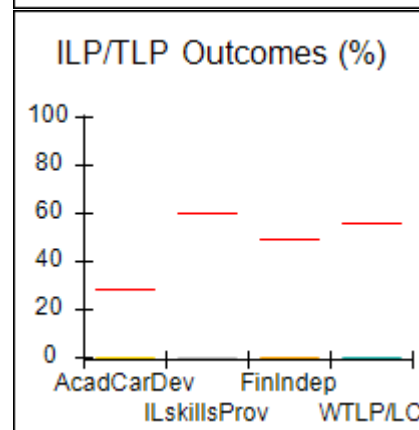
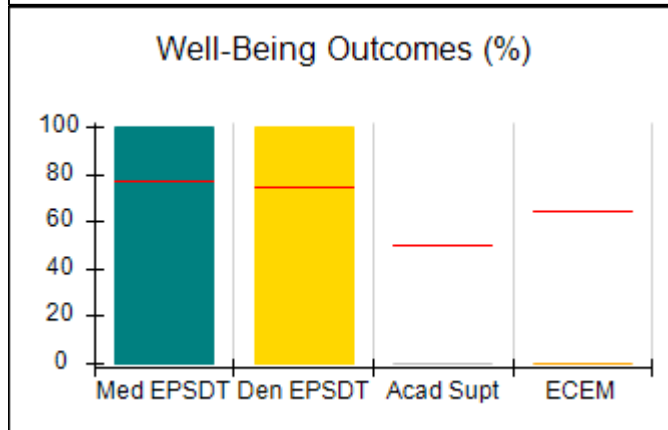
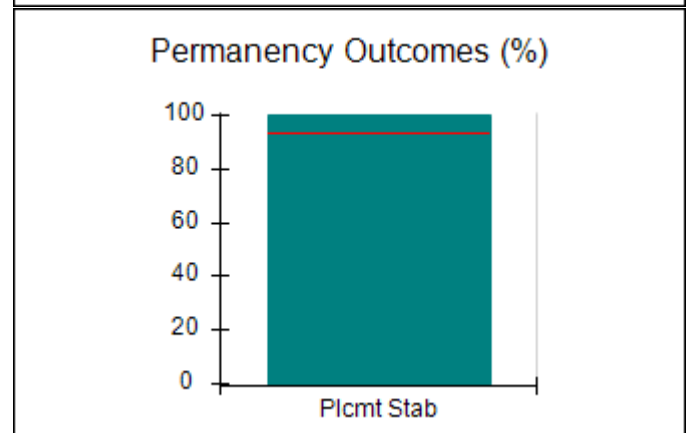
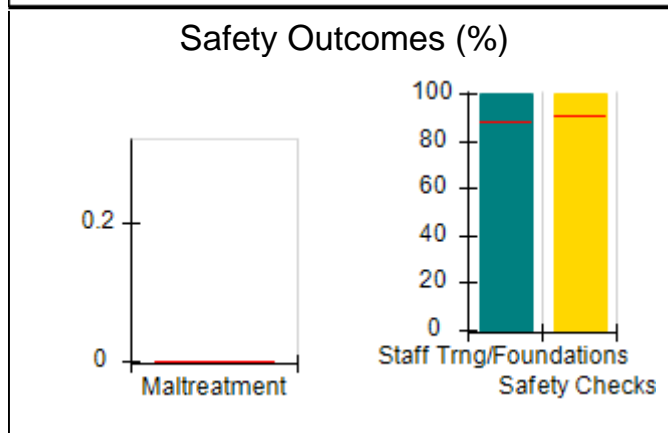
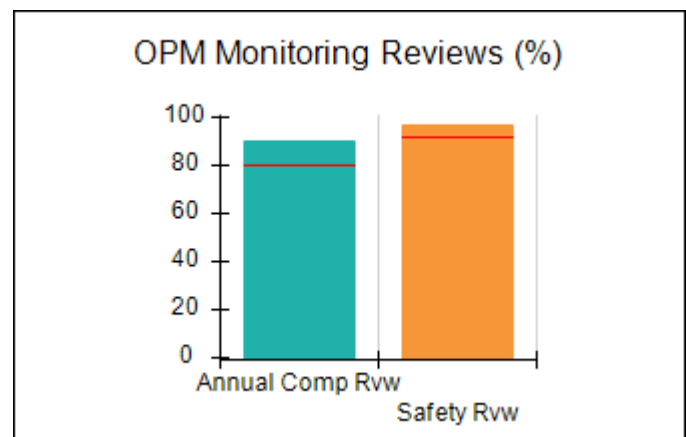
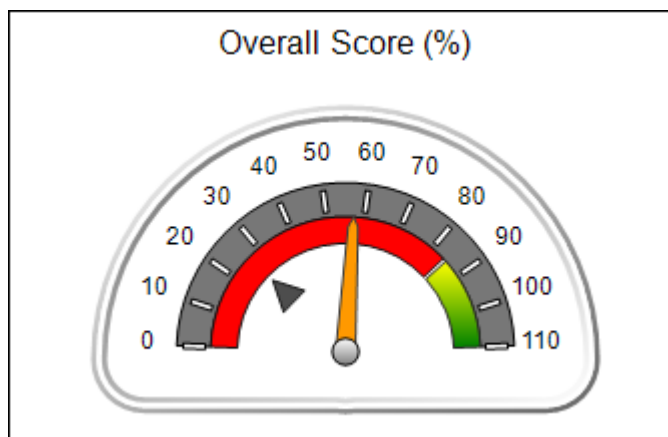
Report Quarter: Q2 FY2019

Provider/Program Name: Haven Heart's Community Development Center - Have A Heart For Heaven (5151) - ILP

950 Lake Ridge Pkwy, Riverdale, GA 30296	Quarterly Scores (Grades)		Current Quarter Score (Grade)
Phone: 225-772-7891	Q1: 52.93 (F)	Q2: 57.18 (F)	57.18%
Vendor ID# 115564	Q3: N/A	Q4: N/A	(F)
Program Census Information:	# Children in Care During Quarter: 3	# Placements During Quarter: 3	# Children in Care On Last Day: 2

Quarterly Provider Comparisons to All ILP/TLPs

▼ — indicates average for all ILP/TLPs





Performance-Based Placement Measures

RBWO Provider GA+SCORECARD - ILP/TLP

Report Quarter: Q2 FY2019

Provider/Program Name: Haven Heart's Community Development Center - Have A Heart For Heaven (5151) - ILP

950 Lake Ridge Pkwy, Riverdale, GA 30296	Quarterly Scores (Grades)		Current Quarter Score (Grade)
Phone: 225-772-7891	Q1: 52.93 (F)	Q2: 57.18 (F)	57.18%
Vendor ID# 115564	Q3: N/A	Q4: N/A	(F)

Program Census Information:	# Children in Care During Quarter: 3	# Placements During Quarter: 3	# Children in Care On Last Day: 2
-----------------------------	--------------------------------------	--------------------------------	-----------------------------------

	Avg Performance All ILP/TLPs (%)	Provider Performance (%)*	Possible Points (Weight)	Provider Points Earned
--	----------------------------------	---------------------------	--------------------------	------------------------

OPM Monitoring Reviews

Annual Comprehensive Reviews	80%	90%	15	13.53
Safety Reviews	92%	97%	10	9.65
Monitoring Sub-Total			25	23.18

ILP/TLP Safety Outcomes

Incidence of Maltreatment	0.00%	Not Eligible		
Staff Training/Foundations	88%	100%	6.5	6.50
Staff Safety Checks	90%	100%	6.5	6.50
Safety Sub-Total			13	13.00

ILP/TLP Permanency Outcomes

Placement Stability	93%	100%	3	3.00
Permanency Sub-Total			3	3.00

ILP/TLP Well-Being Outcomes

EPSDT Medical Visits	77%	100%	4	4.00
EPSDT Dental Visits	74%	100%	4	4.00
Academic Supports	50%	0%	2	0.00
Provider ECEM Visits	65%	0%	4	0.00
Placements with Siblings	16%	Not Eligible	Not Scored	Not Scored
Placements within Legal County	26%	0%	Not Scored	Not Scored
Well-Being Sub-Total			14	8.00

ILP/TLP Specialty Outcomes

Academic/Career Development	28%	0%	10	0.00
Ind Living Skills Provision	60%	0%	15	0.00
Financial Independence	49%	0%	5	0.00
WTLP/Life Coach	56%	0%	15	0.00
Specialty Sub-Total			45	0.00

*Performance calculation descriptions can be found in the FY 2019 RBWO PBP Measurements and Standards Guide.

Monitoring & Outcomes: Possible Points = 100	Points Earned = 47.18
---	------------------------------



Performance-Based Placement Measures

RBWO Provider GA+SCORECARD - ILP/TLP

Report Quarter: Q2 FY2019

Score Before Incentives Credit	47.18%
Incentives Awarded	10.00 pts
PBP Verification	N/A pts
Total Score	57.18%

Provider/Program Name: Haven Heart's Community Development Center - Have A Heart For Heaven (5151) - ILP

Program Census Information:		# Children in Care During Quarter: 3	# Placements During Quarter: 3	# Children in Care On Last Day: 2
ILP/TLP Incentive Credits	Avg Performance All ILP/TLPs (Points)	Provider Performance (%)*	Possible Points (Weight)	Provider Points Earned
No DOC Involvement		0%	5	0.00
Community Connections		Not Eligible	4	
Positive Permanency Connections		Not Eligible	5	
HS Grad/GED/Prof or Trade Certificate/College		N/A	10/5/5/1	
Part-Time Employment with Medical Benefits		0%	10	0.00
Living Arrangements at Discharge		100%	10	10.00
Additional Academic Supports		0%	2	0.00
Additional IL Skills Provision		0%	5	0.00
Active Agency Accreditation		0%	4	0.00
Staff Clinical Licensure		0%	5	0.00
Incentives Total	9.71			10.00

*Performance calculation descriptions can be found in the FY 2019 RBWO PBP Measurements and Standards Guide.

Child Protective Services Investigations and Dispositions

The following investigations data, which is not used for scoring but is considered significant to a provider's performance, is from Georgia SHINES and is not considered final or complete until the end of the fiscal year.

Total Reports:	0
Number Screened In:	0
Number Screened Out:	0
Number Substantiated:	0
Number Unsubstantiated:	0
Number Active CPS Investigations:	0



Performance-Based Placement Measures

RBWO Provider GA+SCORECARD - ILP/TLP

Report Quarter: Q2 FY2019

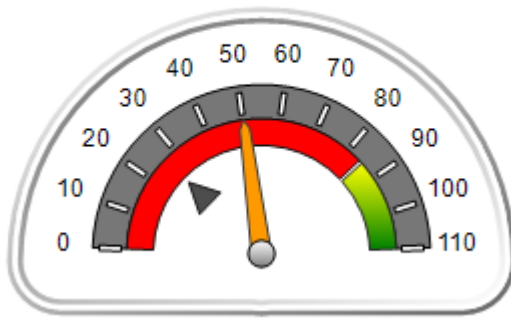
Provider/Program Name: Haven Heart's Community Development Center - Making A Difference (5152) - ILP

512 King Arnold Street, Atlanta, GA 30354	Quarterly Scores (Grades)		Current Quarter Score (Grade)
Phone: 225-772-7891	Q1: 53.38 (F)	Q2: 50.24 (F)	50.24%
Vendor ID# 115565	Q3: N/A	Q4: N/A	(F)
Program Census Information:	# Children in Care During Quarter: 3	# Placements During Quarter: 3	# Children in Care On Last Day: 1

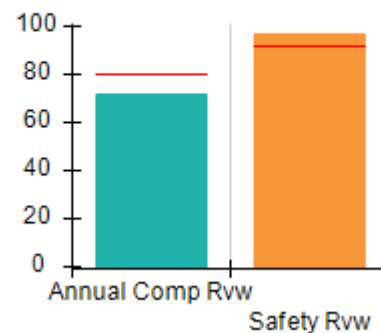
Quarterly Provider Comparisons to All ILP/TLPs

indicates average for all ILP/TLPs

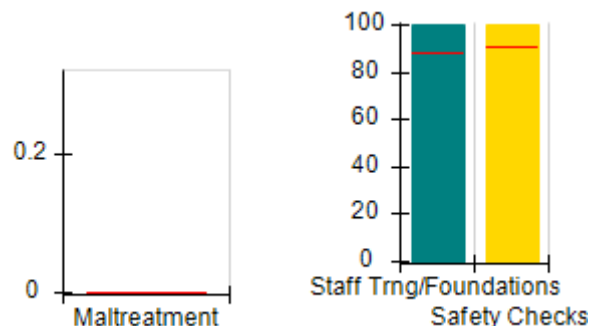
Overall Score (%)



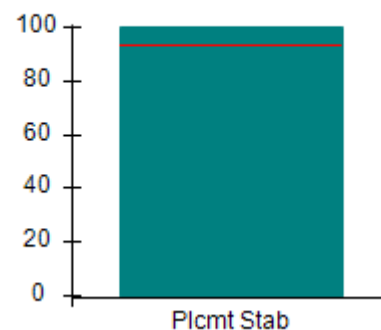
OPM Monitoring Reviews (%)



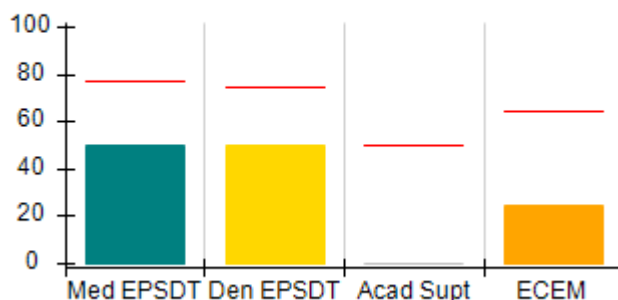
Safety Outcomes (%)



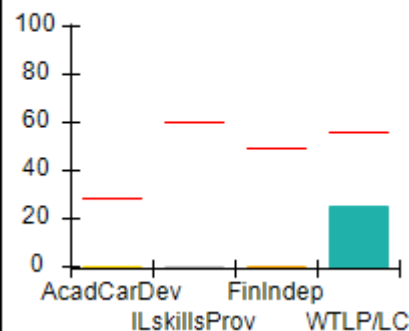
Permanency Outcomes (%)



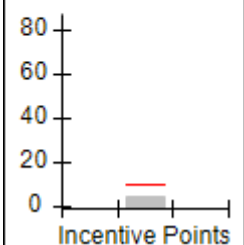
Well-Being Outcomes (%)



ILP/TLP Outcomes (%)



Incentives Earned (Points)





Performance-Based Placement Measures

RBWO Provider GA+SCORECARD - ILP/TLP

Report Quarter: Q2 FY2019

Provider/Program Name: Haven Heart's Community Development Center - Making A Difference (5152) - ILP				
512 King Arnold Street, Atlanta, GA 30354		Quarterly Scores (Grades)		Current Quarter Score (Grade)
Phone: 225-772-7891		Q1: 53.38 (F)	Q2: 50.24 (F)	50.24%
Vendor ID# 115565		Q3: N/A	Q4: N/A	(F)
Program Census Information:		# Children in Care During Quarter: 3	# Placements During Quarter: 3	# Children in Care On Last Day: 1
	Avg Performance All ILP/TLPs (%)	Provider Performance (%)*	Possible Points (Weight)	Provider Points Earned
OPM Monitoring Reviews				
Annual Comprehensive Reviews	80%	72%	15	10.82
Safety Reviews	92%	97%	10	9.67
Monitoring Sub-Total			25	20.49
ILP/TLP Safety Outcomes				
Incidence of Maltreatment	0.00%	Not Eligible		
Staff Training/Foundations	88%	100%	6.5	6.50
Staff Safety Checks	90%	100%	6.5	6.50
Safety Sub-Total			13	13.00
ILP/TLP Permanency Outcomes				
Placement Stability	93%	100%	3	3.00
Permanency Sub-Total			3	3.00
ILP/TLP Well-Being Outcomes				
EPSDT Medical Visits	77%	50%	4	2.00
EPSDT Dental Visits	74%	50%	4	2.00
Academic Supports	50%	0%	2	0.00
Provider ECEM Visits	65%	25%	4	1.00
Placements with Siblings	16%	Not Eligible	Not Scored	Not Scored
Placements within Legal County	26%	Not Eligible	Not Scored	Not Scored
Well-Being Sub-Total			14	5.00
ILP/TLP Specialty Outcomes				
Academic/Career Development	28%	0%	10	0.00
Ind Living Skills Provision	60%	0%	15	0.00
Financial Independence	49%	0%	5	0.00
WTLP/Life Coach	56%	25%	15	3.75
Specialty Sub-Total			45	3.75
*Performance calculation descriptions can be found in the FY 2019 RBWO PBP Measurements and Standards Guide.				

Monitoring & Outcomes: Possible Points = 100

Points Earned = 45.24



Performance-Based Placement Measures

RBWO Provider GA+SCORECARD - ILP/TLP

Report Quarter: Q2 FY2019

Score Before Incentives Credit	45.24%
Incentives Awarded	05.00 pts
PBP Verification	N/A pts
Total Score	50.24%

Provider/Program Name: Haven Heart's Community Development Center - Making A Difference (5152) - ILP

Program Census Information:		# Children in Care During Quarter: 3	# Placements During Quarter: 3	# Children in Care On Last Day: 1
ILP/TLP Incentive Credits	Avg Performance All ILP/TLPs (Points)	Provider Performance (%)*	Possible Points (Weight)	Provider Points Earned
No DOC Involvement		0%	5	0.00
Community Connections		0%	4	0.00
Positive Permanency Connections		0%	5	0.00
HS Grad/GED/Prof or Trade Certificate/College		N/A	10/5/5/1	
Part-Time Employment with Medical Benefits		0%	10	0.00
Living Arrangements at Discharge		50%	10	5.00
Additional Academic Supports		0%	2	0.00
Additional IL Skills Provision		0%	5	0.00
Active Agency Accreditation		0%	4	0.00
Staff Clinical Licensure		0%	5	0.00
Incentives Total	9.71			5.00

*Performance calculation descriptions can be found in the FY 2019 RBWO PBP Measurements and Standards Guide.

Child Protective Services Investigations and Dispositions

The following investigations data, which is not used for scoring but is considered significant to a provider's performance, is from Georgia SHINES and is not considered final or complete until the end of the fiscal year.

Total Reports:	0
Number Screened In:	0
Number Screened Out:	0
Number Substantiated:	0
Number Unsubstantiated:	0
Number Active CPS Investigations:	0

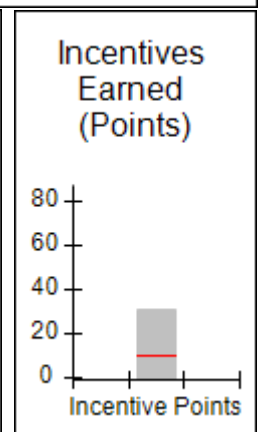
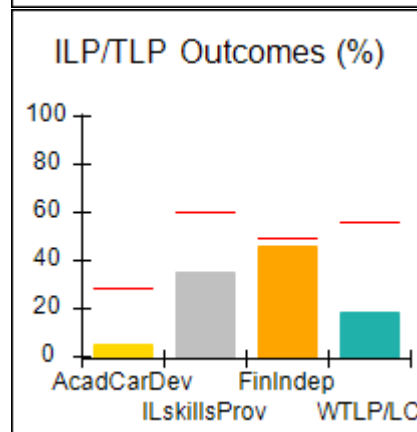
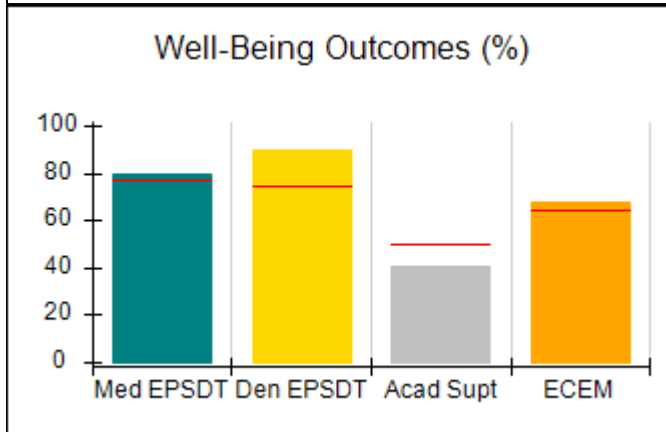
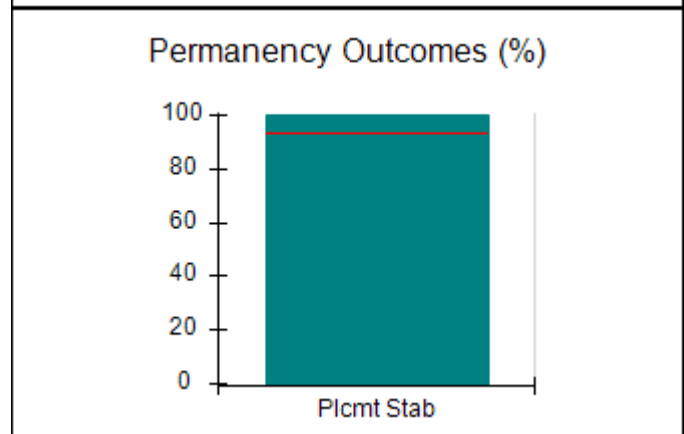
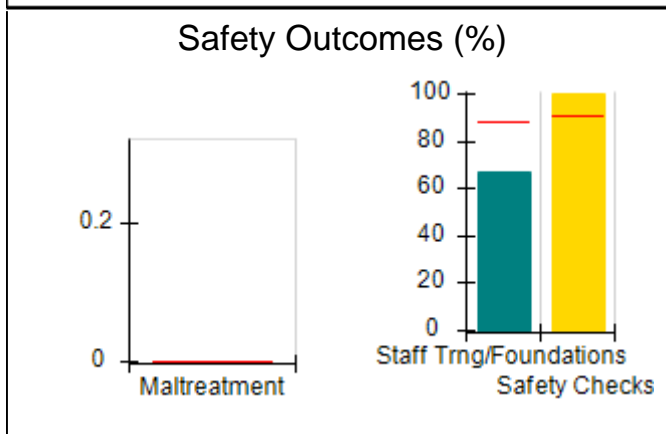
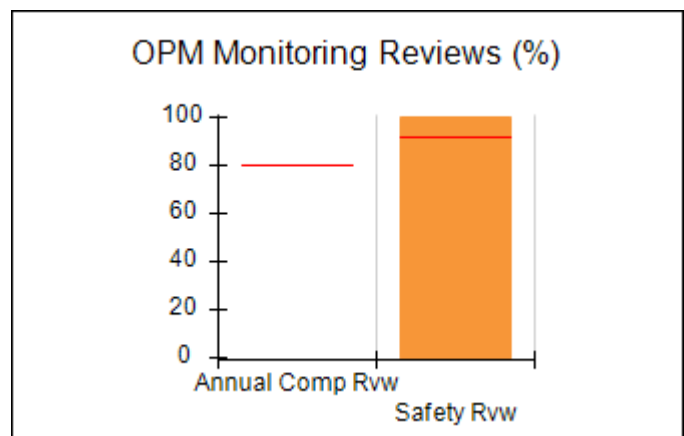
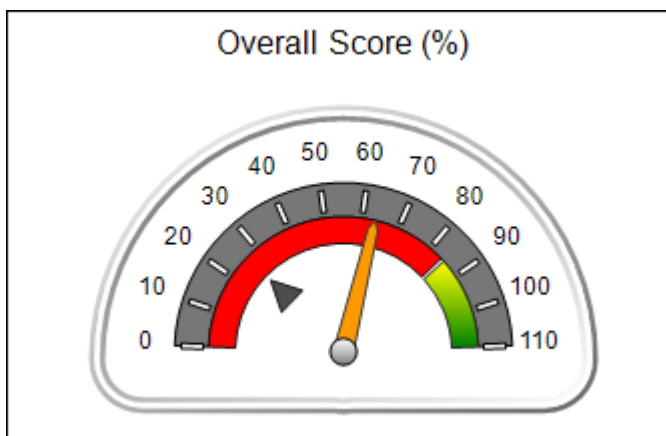


Performance-Based Placement Measures RBWO Provider GA+SCORECARD - ILP/TLP

Report Quarter: Q2 FY2019

Provider/Program Name: Higher Learning Solutions Foundation, Inc. - (5343) - ILP			
3692 Gentian Blvd., Columbus, GA 31907	Quarterly Scores (Grades)		Current Quarter Score (Grade)
Phone: 706-221-0887	Q1: 70.46 (C-)	Q2: 63.46 (D-)	63.46%
Vendor ID# 158685	Q3: N/A	Q4: N/A	(D-)
Program Census Information:	# Children in Care During Quarter: 14	# Placements During Quarter: 14	# Children in Care On Last Day: 10
Quarterly Provider Comparisons to All ILP/TLPs			

▼ — indicates average for all ILP/TLPs





Performance-Based Placement Measures
RBWO Provider GA+SCORECARD - ILP/TLP

Report Quarter: Q2 FY2019

Provider/Program Name: Higher Learning Solutions Foundation, Inc. - (5343) - ILP				
3692 Gention Blvd., Columbus, GA 31907		Quarterly Scores (Grades)		Current Quarter Score (Grade)
Phone: 706-221-0887		Q1: 70.46 (C-)	Q2: 63.46 (D-)	63.46%
Vendor ID# 158685		Q3: N/A	Q4: N/A	(D-)
Program Census Information:		# Children in Care During Quarter: 14	# Placements During Quarter: 14	# Children in Care On Last Day: 10
	Avg Performance All ILP/TLPs (%)	Provider Performance (%)*	Possible Points (Weight)	Provider Points Earned
OPM Monitoring Reviews				
Annual Comprehensive Reviews	80%	Not Yet Conducted		
Safety Reviews	92%	100%	10	10.00
Monitoring Sub-Total			10	10.00
ILP/TLP Safety Outcomes				
Incidence of Maltreatment	0.00%	No Substantiated Reports	3	3.00
Staff Training/Foundations	88%	67%	5	3.35
Staff Safety Checks	90%	100%	5	5.00
Safety Sub-Total			13	11.35
ILP/TLP Permanency Outcomes				
Placement Stability	93%	100%	3	3.00
Permanency Sub-Total			3	3.00
ILP/TLP Well-Being Outcomes				
EPSDT Medical Visits	77%	80%	4	3.20
EPSDT Dental Visits	74%	90%	4	3.60
Academic Supports	50%	41%	2	0.82
Provider ECEM Visits	65%	68%	4	2.72
Placements with Siblings	16%	0%	Not Scored	Not Scored
Placements within Legal County	26%	0%	Not Scored	Not Scored
Well-Being Sub-Total			14	10.34
ILP/TLP Specialty Outcomes				
Academic/Career Development	28%	5%	10	0.50
Ind Living Skills Provision	60%	35%	15	5.25
Financial Independence	49%	46%	5	2.30
WTLP/Life Coach	56%	18%	15	2.70
Specialty Sub-Total			45	10.75
*Performance calculation descriptions can be found in the FY 2019 RBWO PBP Measurements and Standards Guide.				

Monitoring & Outcomes: Possible Points = 85

Points Earned = 45.44



Performance-Based Placement Measures

RBWO Provider GA+SCORECARD - ILP/TLP

Report Quarter: Q2 FY2019

Score Before Incentives Credit	53.46%
Incentives Awarded	10.00 pts
PBP Verification	N/A pts
Total Score	63.46%

Provider/Program Name: Higher Learning Solutions Foundation, Inc. - (5343) - ILP

Program Census Information:		# Children in Care During Quarter: 14	# Placements During Quarter: 14	# Children in Care On Last Day: 10
ILP/TLP Incentive Credits	Avg Performance All ILP/TLPs (Points)	Provider Performance (%)*	Possible Points (Weight)	Provider Points Earned
No DOC Involvement		86%	5	4.30
Community Connections		100%	4	4.00
Positive Permanency Connections		100%	5	5.00
HS Grad/GED/Prof or Trade Certificate/College		N/A	10/5/5/1	15.00
Part-Time Employment with Medical Benefits		0%	10	0.00
Living Arrangements at Discharge		0%	10	0.00
Additional Academic Supports		25%	2	0.50
Additional IL Skills Provision		35%	5	1.75
Active Agency Accreditation		0%	4	0.00
Staff Clinical Licensure		0%	5	0.00
Incentives Total	9.71			30.55

*Performance calculation descriptions can be found in the FY 2019 RBWO PBP Measurements and Standards Guide.

Child Protective Services Investigations and Dispositions

The following investigations data, which is not used for scoring but is considered significant to a provider's performance, is from Georgia SHINES and is not considered final or complete until the end of the fiscal year.

Total Reports:	0	
Number Screened In:	0	
Number Screened Out:	0	
Number Substantiated:	0	
Number Unsubstantiated:	0	
Number Active CPS Investigations:	0	



Performance-Based Placement Measures

RBWO Provider GA+SCORECARD - ILP/TLP

Report Quarter: Q2 FY2019

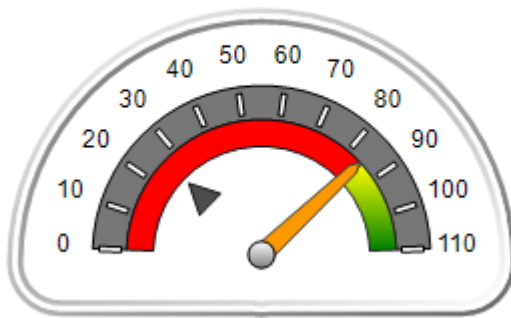
Provider/Program Name: House of Aimer, Inc. - (5349) - ILP

2987 N. Druid Hills Rd., Atlanta, GA 30329	Quarterly Scores (Grades)		Current Quarter Score (Grade)
Phone: 4704212306	Q1: 75.22 (C)	Q2: 84.31 (B)	84.31%
Vendor ID# 159745	Q3: N/A	Q4: N/A	(B)
Program Census Information:	# Children in Care During Quarter: 1	# Placements During Quarter: 1	# Children in Care On Last Day: 0

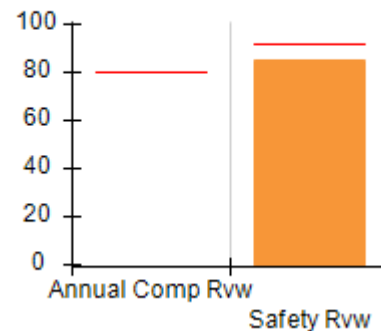
Quarterly Provider Comparisons to All ILP/TLPs

indicates average for all ILP/TLPs

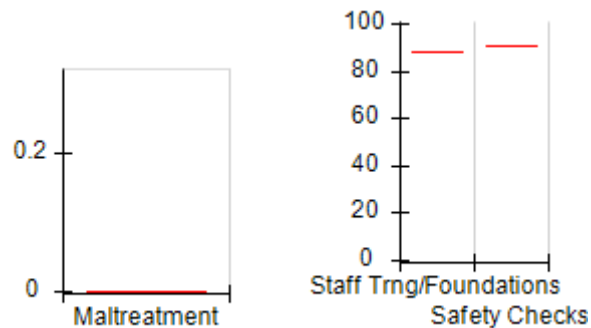
Overall Score (%)



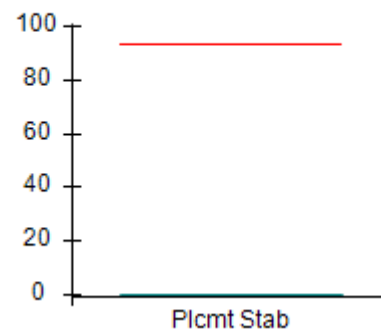
OPM Monitoring Reviews (%)



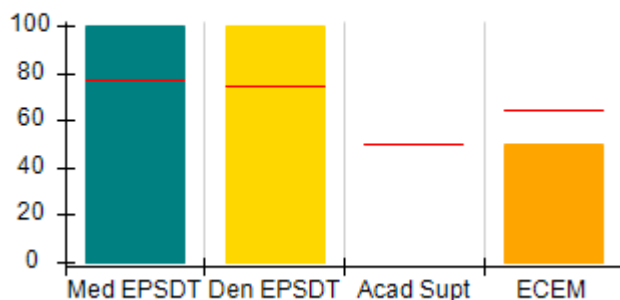
Safety Outcomes (%)



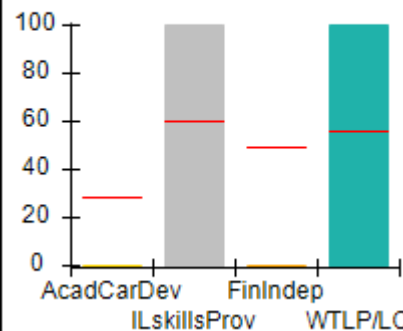
Permanency Outcomes (%)



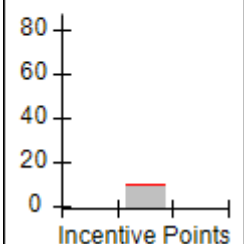
Well-Being Outcomes (%)



ILP/TLP Outcomes (%)



Incentives Earned (Points)





Performance-Based Placement Measures

RBWO Provider GA+SCORECARD - ILP/TLP

Report Quarter: Q2 FY2019

Provider/Program Name: House of Aimer, Inc. - (5349) - ILP

2987 N. Druid Hills Rd., Atlanta, GA 30329	Quarterly Scores (Grades)		Current Quarter Score (Grade)
Phone: 4704212306	Q1: 75.22 (C)	Q2: 84.31 (B)	84.31%
Vendor ID# 159745	Q3: N/A	Q4: N/A	(B)

Program Census Information:	# Children in Care During Quarter: 1	# Placements During Quarter: 1	# Children in Care On Last Day: 0
-----------------------------	--------------------------------------	--------------------------------	-----------------------------------

	Avg Performance All ILP/TLPs (%)	Provider Performance (%)*	Possible Points (Weight)	Provider Points Earned
--	----------------------------------	---------------------------	--------------------------	------------------------

OPM Monitoring Reviews

Annual Comprehensive Reviews	80%	Not Yet Conducted		
Safety Reviews	92%	85%	10	8.50
Monitoring Sub-Total			10	8.50

ILP/TLP Safety Outcomes

Incidence of Maltreatment	0.00%	No Substantiated Reports	13	13.00
Staff Training/Foundations	88%	Not Eligible		
Staff Safety Checks	90%	Not Eligible		
Safety Sub-Total			13	13.00

ILP/TLP Permanency Outcomes

Placement Stability	93%	0%	3	0.00
Permanency Sub-Total			3	0.00

ILP/TLP Well-Being Outcomes

EPSDT Medical Visits	77%	100%	4.7	4.67
EPSDT Dental Visits	74%	100%	4.7	4.67
Academic Supports	50%	Not Eligible		
Provider ECEM Visits	65%	50%	4.7	2.33
Placements with Siblings	16%	Not Eligible	Not Scored	Not Scored
Placements within Legal County	26%	Not Eligible	Not Scored	Not Scored
Well-Being Sub-Total			14	11.67

ILP/TLP Specialty Outcomes

Academic/Career Development	28%	0%	10	0.00
Ind Living Skills Provision	60%	100%	15	15.00
Financial Independence	49%	0%	5	0.00
WTLP/Life Coach	56%	100%	15	15.00
Specialty Sub-Total			45	30.00

*Performance calculation descriptions can be found in the FY 2019 RBWO PBP Measurements and Standards Guide.

Monitoring & Outcomes: Possible Points = 85**Points Earned = 63.17**



Performance-Based Placement Measures

RBWO Provider GA+SCORECARD - ILP/TLP

Report Quarter: Q2 FY2019

Score Before Incentives Credit	74.31%
Incentives Awarded	10.00 pts
PBP Verification	N/A pts
Total Score	84.31%

Provider/Program Name: House of Aimer, Inc. - (5349) - ILP				
Program Census Information:		# Children in Care During Quarter: 1	# Placements During Quarter: 1	# Children in Care On Last Day: 0
ILP/TLP Incentive Credits	Avg Performance All ILP/TLPs (Points)	Provider Performance (%)*	Possible Points (Weight)	Provider Points Earned
No DOC Involvement		0%	5	0.00
Community Connections		Not Eligible	4	
Positive Permanency Connections		Not Eligible	5	
HS Grad/GED/Prof or Trade Certificate/College		N/A	10/5/5/1	
Part-Time Employment with Medical Benefits		0%	10	0.00
Living Arrangements at Discharge		100%	10	10.00
Additional Academic Supports		Not Eligible	2	
Additional IL Skills Provision		0%	5	0.00
Active Agency Accreditation		0%	4	0.00
Staff Clinical Licensure		0%	5	0.00
Incentives Total	9.71			10.00

*Performance calculation descriptions can be found in the FY 2019 RBWO PBP Measurements and Standards Guide.

Child Protective Services Investigations and Dispositions		
The following investigations data, which is not used for scoring but is considered significant to a provider's performance, is from Georgia SHINES and is not considered final or complete until the end of the fiscal year.		
Total Reports:	0	
Number Screened In:	0	
Number Screened Out:	0	
Number Substantiated:	0	
Number Unsubstantiated:	0	
Number Active CPS Investigations:	0	



Performance-Based Placement Measures RBWO Provider GA+SCORECARD - ILP/TLP

Report Quarter: Q2 FY2019

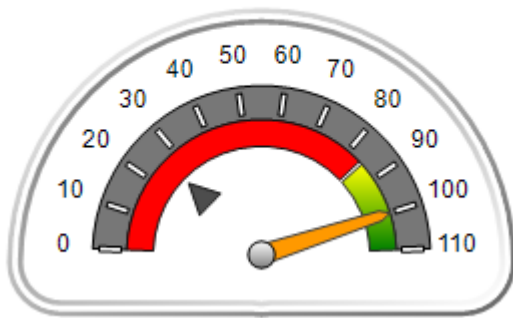
Provider/Program Name: House of Dawn - ILP (5155) - ILP

7469 Caribou Trail, Riverdale, GA 30237	Quarterly Scores (Grades)		Current Quarter Score (Grade)
Phone: 770-477-2385	Q1: 100.00 (A+)	Q2: 100.00 (A+)	100.00%
Vendor ID# 118207	Q3: N/A	Q4: N/A	(A+)
Program Census Information:	# Children in Care During Quarter: 0	# Placements During Quarter: 0	# Children in Care On Last Day: 0

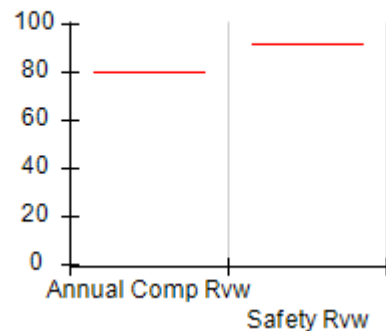
Quarterly Provider Comparisons to All ILP/TLPs

▼ — indicates average for all ILP/TLPs

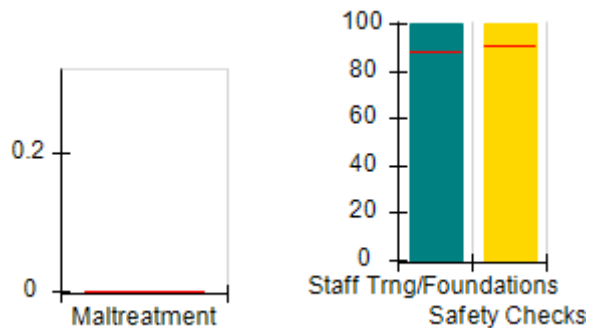
Overall Score (%)



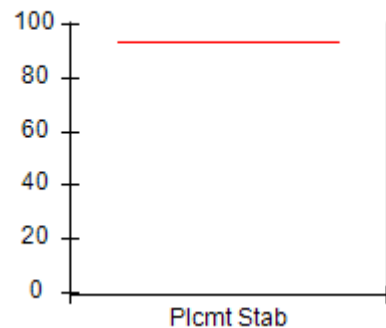
OPM Monitoring Reviews (%)



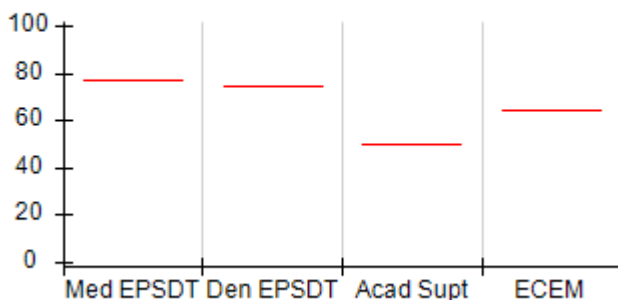
Safety Outcomes (%)



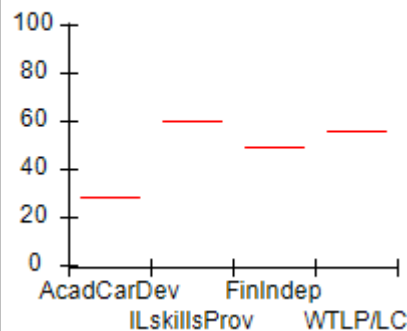
Permanency Outcomes (%)



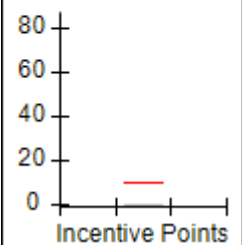
Well-Being Outcomes (%)



ILP/TLP Outcomes (%)



Incentives Earned (Points)





Performance-Based Placement Measures
RBWO Provider GA+SCORECARD - ILP/TLP

Report Quarter: Q2 FY2019

Provider/Program Name: House of Dawn - ILP (5155) - ILP				
7469 Caribou Trail, Riverdale, GA 30237		Quarterly Scores (Grades)		Current Quarter Score (Grade)
Phone: 770-477-2385		Q1: 100.00 (A+)	Q2: 100.00 (A+)	100.00%
Vendor ID# 118207		Q3: N/A	Q4: N/A	(A+)
Program Census Information:		# Children in Care During Quarter: 0	# Placements During Quarter: 0	# Children in Care On Last Day: 0
	Avg Performance All ILP/TLPs (%)	Provider Performance (%)*	Possible Points (Weight)	Provider Points Earned
OPM Monitoring Reviews				
Annual Comprehensive Reviews	80%	Not Yet Conducted		
Safety Reviews	92%	Not Yet Conducted		
Monitoring Sub-Total				0.00
ILP/TLP Safety Outcomes				
Incidence of Maltreatment	0.00%	Not Eligible		
Staff Training/Foundations	88%	100%	6.5	6.50
Staff Safety Checks	90%	100%	6.5	6.50
Safety Sub-Total			13	13.00
ILP/TLP Permanency Outcomes				
Placement Stability	93%	Not Eligible		
Permanency Sub-Total			N/A	
ILP/TLP Well-Being Outcomes				
EPSDT Medical Visits	77%	Not Eligible		
EPSDT Dental Visits	74%	Not Eligible		
Academic Supports	50%	Not Eligible		
Provider ECEM Visits	65%	Not Eligible		
Placements with Siblings	16%	Not Eligible	Not Scored	Not Scored
Placements within Legal County	26%	Not Eligible	Not Scored	Not Scored
Well-Being Sub-Total			N/A	
ILP/TLP Specialty Outcomes				
Academic/Career Development	28%	Not Eligible		
Ind Living Skills Provision	60%	Not Eligible		
Financial Independence	49%	Not Eligible		
WTLP/Life Coach	56%	Not Eligible		
Specialty Sub-Total			N/A	
*Performance calculation descriptions can be found in the FY 2019 RBWO PBP Measurements and Standards Guide.				

Monitoring & Outcomes: Possible Points = 13		Points Earned = 13.00	
Score Before Incentives Credit			100.00%

**Performance-Based Placement Measures**
RBWO Provider GA+SCORECARD - ILP/TLP

Report Quarter: Q2 FY2019

Incentives Awarded	00.00 pts
PBP Verification	N/A pts
Total Score	100.00%

Provider/Program Name: House of Dawn - ILP (5155) - ILP

Program Census Information:		# Children in Care During Quarter: 0	# Placements During Quarter: 0	# Children in Care On Last Day: 0
ILP/TLP Incentive Credits	Avg Performance All ILP/TLPs (Points)	Provider Performance (%)*	Possible Points (Weight)	Provider Points Earned
No DOC Involvement		Not Eligible	5	
Community Connections		Not Eligible	4	
Positive Permanency Connections		Not Eligible	5	
HS Grad/GED/Prof or Trade Certificate/College		N/A	10/5/5/1	
Part-Time Employment with Medical Benefits		Not Eligible	10	
Living Arrangements at Discharge		Not Eligible	10	
Additional Academic Supports		Not Eligible	2	
Additional IL Skills Provision		Not Eligible	5	
Active Agency Accreditation		0%	4	0.00
Staff Clinical Licensure		0%	5	0.00
Incentives Total	9.71			0.00

*Performance calculation descriptions can be found in the FY 2019 RBWO PBP Measurements and Standards Guide.

Child Protective Services Investigations and Dispositions

The following investigations data, which is not used for scoring but is considered significant to a provider's performance, is from Georgia SHINES and is not considered final or complete until the end of the fiscal year.

Total Reports:	0	
Number Screened In:	0	
Number Screened Out:	0	
Number Substantiated:	0	
Number Unsubstantiated:	0	
Number Active CPS Investigations:	0	



Performance-Based Placement Measures

RBWO Provider GA+SCORECARD - ILP/TLP

Report Quarter: Q2 FY2019

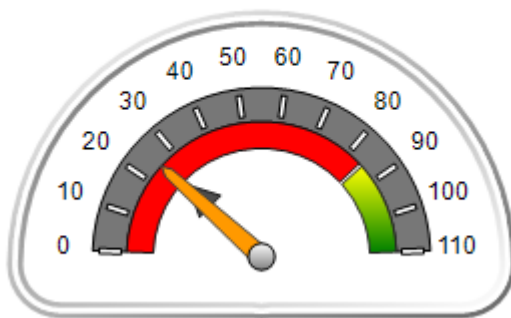
Provider/Program Name: Julia's Journey - ILP (5382) - ILP

5740 Colonnade Dr., Rex, GA 30274	Quarterly Scores (Grades)		Current Quarter Score (Grade)
Phone: 678-334-9151	Q1: (N/A)	Q2: 25.00 (F)	25.00%
Vendor ID# 151357	Q3: N/A	Q4: N/A	(F)
Program Census Information:	# Children in Care During Quarter: 0	# Placements During Quarter: 0	# Children in Care On Last Day: 0

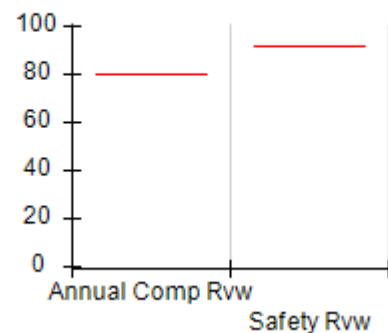
Quarterly Provider Comparisons to All ILP/TLPs

indicates average for all ILP/TLPs

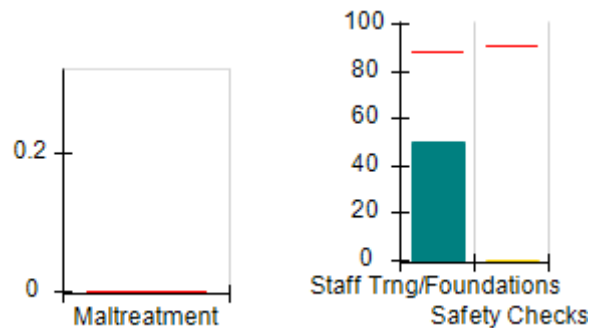
Overall Score (%)



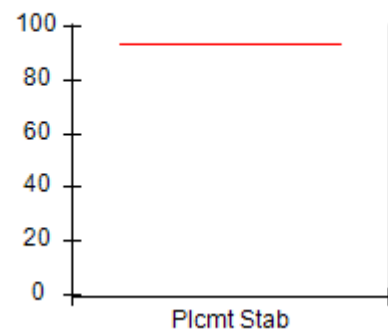
OPM Monitoring Reviews (%)



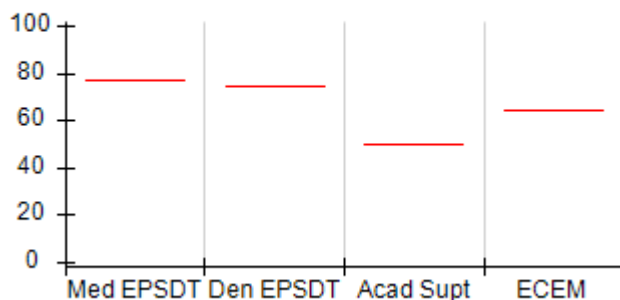
Safety Outcomes (%)



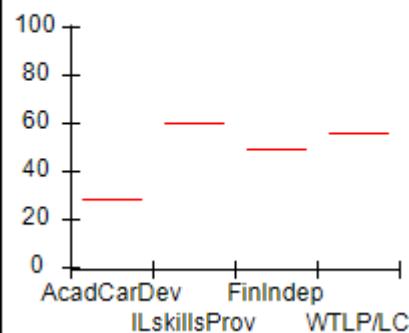
Permanency Outcomes (%)



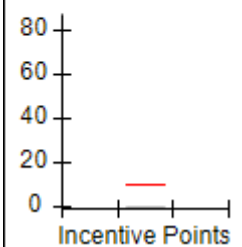
Well-Being Outcomes (%)



ILP/TLP Outcomes (%)



Incentives Earned (Points)





Performance-Based Placement Measures

RBWO Provider GA+SCORECARD - ILP/TLP

Report Quarter: Q2 FY2019

Provider/Program Name: Julia's Journey - ILP (5382) - ILP				
5740 Colonnade Dr., Rex, GA 30274		Quarterly Scores (Grades)		Current Quarter Score (Grade)
Phone: 678-334-9151		Q1: (N/A)	Q2: 25.00 (F)	25.00%
Vendor ID# 151357		Q3: N/A	Q4: N/A	(F)
Program Census Information:		# Children in Care During Quarter: 0	# Placements During Quarter: 0	# Children in Care On Last Day: 0
	Avg Performance All ILP/TLPs (%)	Provider Performance (%)*	Possible Points (Weight)	Provider Points Earned
OPM Monitoring Reviews				
Annual Comprehensive Reviews	80%	Not Yet Conducted		
Safety Reviews	92%	Not Yet Conducted		
Monitoring Sub-Total				0.00
ILP/TLP Safety Outcomes				
Incidence of Maltreatment	0.00%	Not Eligible		
Staff Training/Foundations	88%	50%	6.5	3.25
Staff Safety Checks	90%	0%	6.5	0.00
Safety Sub-Total			13	3.25
ILP/TLP Permanency Outcomes				
Placement Stability	93%	Not Eligible		
Permanency Sub-Total			N/A	
ILP/TLP Well-Being Outcomes				
EPSDT Medical Visits	77%	Not Eligible		
EPSDT Dental Visits	74%	Not Eligible		
Academic Supports	50%	Not Eligible		
Provider ECEM Visits	65%	Not Eligible		
Placements with Siblings	16%	Not Eligible	Not Scored	Not Scored
Placements within Legal County	26%	Not Eligible	Not Scored	Not Scored
Well-Being Sub-Total			N/A	
ILP/TLP Specialty Outcomes				
Academic/Career Development	28%	Not Eligible		
Ind Living Skills Provision	60%	Not Eligible		
Financial Independence	49%	Not Eligible		
WTLP/Life Coach	56%	Not Eligible		
Specialty Sub-Total			N/A	
*Performance calculation descriptions can be found in the FY 2019 RBWO PBP Measurements and Standards Guide.				
Monitoring & Outcomes: Possible Points = 13			Points Earned = 03.25	
Score Before Incentives Credit			25.00%	



Performance-Based Placement Measures

RBWO Provider GA+SCORECARD - ILP/TLP

Report Quarter: Q2 FY2019

Incentives Awarded	00.00 pts
PBP Verification	N/A pts
Total Score	25.00%

Provider/Program Name: Julia's Journey - ILP (5382) - ILP

Program Census Information:		# Children in Care During Quarter: 0	# Placements During Quarter: 0	# Children in Care On Last Day: 0
ILP/TLP Incentive Credits	Avg Performance All ILP/TLPs (Points)	Provider Performance (%)*	Possible Points (Weight)	Provider Points Earned
No DOC Involvement		Not Eligible	5	
Community Connections		Not Eligible	4	
Positive Permanency Connections		Not Eligible	5	
HS Grad/GED/Prof or Trade Certificate/College		N/A	10/5/5/1	
Part-Time Employment with Medical Benefits		Not Eligible	10	
Living Arrangements at Discharge		Not Eligible	10	
Additional Academic Supports		Not Eligible	2	
Additional IL Skills Provision		Not Eligible	5	
Active Agency Accreditation		0%	4	0.00
Staff Clinical Licensure		0%	5	0.00
Incentives Total	9.71			0.00

*Performance calculation descriptions can be found in the FY 2019 RBWO PBP Measurements and Standards Guide.

Child Protective Services Investigations and Dispositions

The following investigations data, which is not used for scoring but is considered significant to a provider's performance, is from Georgia SHINES and is not considered final or complete until the end of the fiscal year.

Total Reports:	0	
Number Screened In:	0	
Number Screened Out:	0	
Number Substantiated:	0	
Number Unsubstantiated:	0	
Number Active CPS Investigations:	0	



Performance-Based Placement Measures RBWO Provider GA+SCORECARD - ILP/TLP

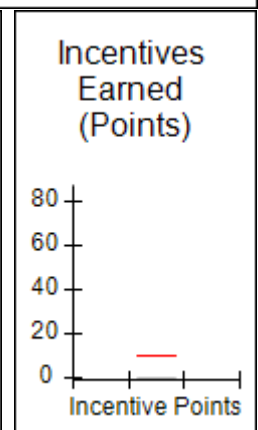
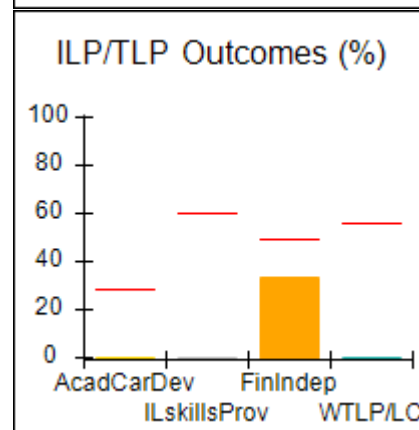
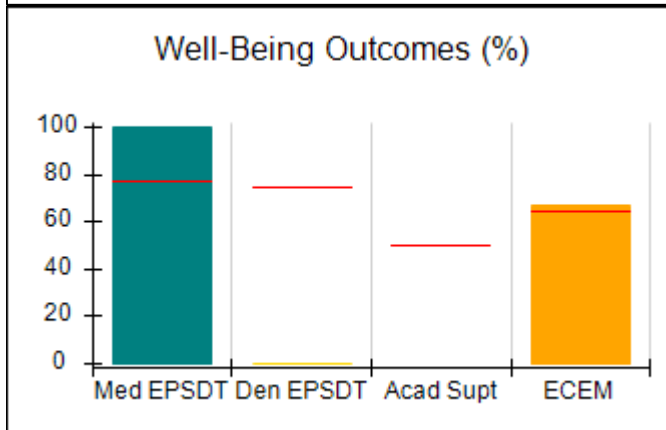
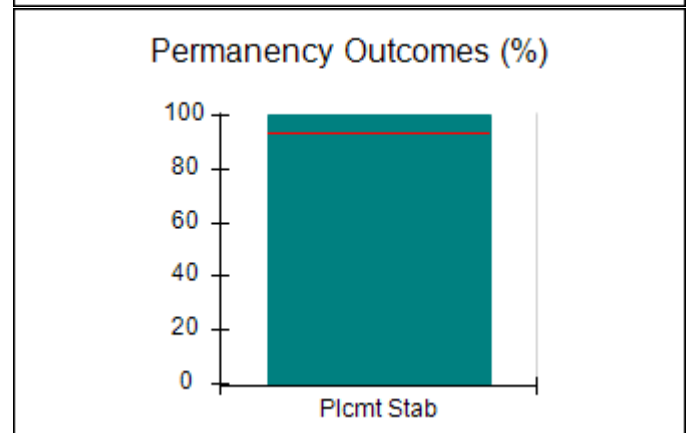
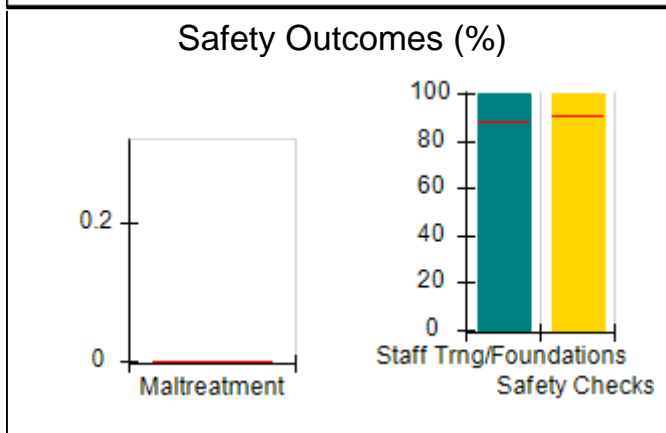
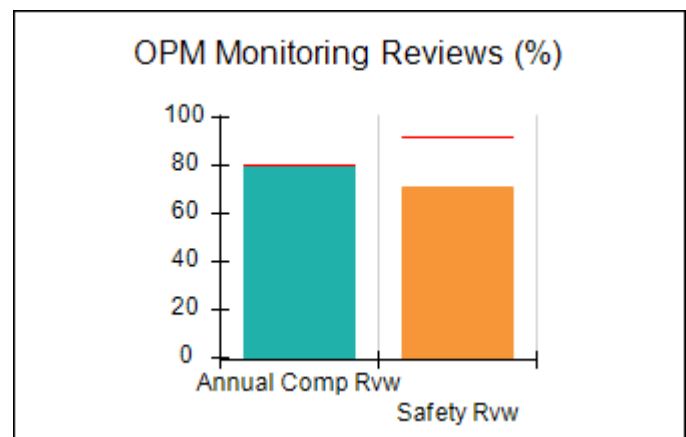
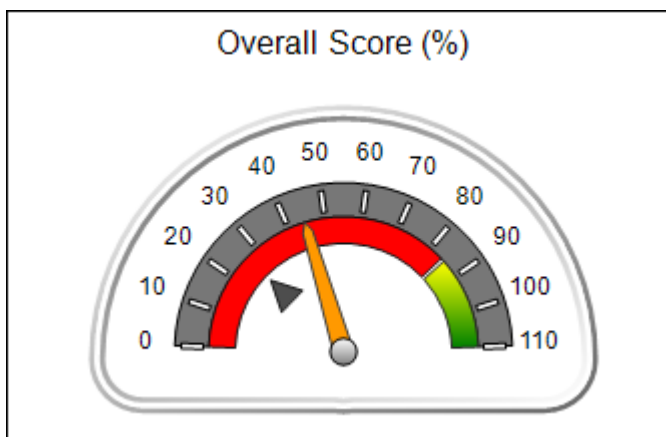
Report Quarter: Q2 FY2019

Provider/Program Name: LDL & C Enterprise (formerly Beth-Ester Ministries) - Restoration House ILP (5170) - ILP

257 E Broad St., Newnan, GA 30263	Quarterly Scores (Grades)		Current Quarter Score (Grade)
Phone: 678-423-4193	Q1: 46.29 (F)	Q2: 44.59 (F)	44.59%
Vendor ID# 115537	Q3: N/A	Q4: N/A	(F)
Program Census Information:	# Children in Care During Quarter: 1	# Placements During Quarter: 1	# Children in Care On Last Day: 1

Quarterly Provider Comparisons to All ILP/TLPs

▼ — indicates average for all ILP/TLPs





Performance-Based Placement Measures

RBWO Provider GA+SCORECARD - ILP/TLP

Report Quarter: Q2 FY2019

Provider/Program Name: LDL & C Enterprise (formerly Beth-Ester Ministries) - Restoration House ILP (5170) - ILP				
257 E Broad St., Newnan, GA 30263	Quarterly Scores (Grades)			Current Quarter Score (Grade)
Phone: 678-423-4193	Q1: 46.29 (F)	Q2: 44.59 (F)	44.59%	
Vendor ID# 115537	Q3: N/A	Q4: N/A	(F)	
Program Census Information:	# Children in Care During Quarter: 1	# Placements During Quarter: 1	# Children in Care On Last Day: 1	
	Avg Performance All ILP/TLPs (%)	Provider Performance (%)*	Possible Points (Weight)	Provider Points Earned
OPM Monitoring Reviews				
Annual Comprehensive Reviews	80%	80%	15	12.05
Safety Reviews	92%	71%	10	7.10
Monitoring Sub-Total			25	19.15
ILP/TLP Safety Outcomes				
Incidence of Maltreatment	0.00%	Not Eligible		
Staff Training/Foundations	88%	100%	6.5	6.50
Staff Safety Checks	90%	100%	6.5	6.50
Safety Sub-Total			13	13.00
ILP/TLP Permanency Outcomes				
Placement Stability	93%	100%	3	3.00
Permanency Sub-Total			3	3.00
ILP/TLP Well-Being Outcomes				
EPSDT Medical Visits	77%	100%	4.7	4.67
EPSDT Dental Visits	74%	0%	4.7	0.00
Academic Supports	50%	Not Eligible		
Provider ECEM Visits	65%	67%	4.7	3.13
Placements with Siblings	16%	Not Eligible	Not Scored	Not Scored
Placements within Legal County	26%	Not Eligible	Not Scored	Not Scored
Well-Being Sub-Total			14	7.79
ILP/TLP Specialty Outcomes				
Academic/Career Development	28%	0%	10	0.00
Ind Living Skills Provision	60%	0%	15	0.00
Financial Independence	49%	33%	5	1.65
WTLP/Life Coach	56%	0%	15	0.00
Specialty Sub-Total			45	1.65
*Performance calculation descriptions can be found in the FY 2019 RBWO PBP Measurements and Standards Guide.				

Monitoring & Outcomes: Possible Points = 100

Points Earned = 44.59



Performance-Based Placement Measures

RBWO Provider GA+SCORECARD - ILP/TLP

Report Quarter: Q2 FY2019

Score Before Incentives Credit	44.59%
Incentives Awarded	00.00 pts
PBP Verification	N/A pts
Total Score	44.59%

Provider/Program Name: LDL & C Enterprise (formerly Beth-Ester Ministries) - Restoration House ILP (5170) - ILP

Program Census Information:		# Children in Care During Quarter: 1	# Placements During Quarter: 1	# Children in Care On Last Day: 1
ILP/TLP Incentive Credits	Avg Performance All ILP/TLPs (Points)	Provider Performance (%)*	Possible Points (Weight)	Provider Points Earned
No DOC Involvement		0%	5	0.00
Community Connections		0%	4	0.00
Positive Permanency Connections		0%	5	0.00
HS Grad/GED/Prof or Trade Certificate/College		N/A	10/5/5/1	
Part-Time Employment with Medical Benefits		Not Eligible	10	
Living Arrangements at Discharge		Not Eligible	10	
Additional Academic Supports		Not Eligible	2	
Additional IL Skills Provision		0%	5	0.00
Active Agency Accreditation		0%	4	0.00
Staff Clinical Licensure		0%	5	0.00
Incentives Total	9.71			0.00

*Performance calculation descriptions can be found in the FY 2019 RBWO PBP Measurements and Standards Guide.

Child Protective Services Investigations and Dispositions

The following investigations data, which is not used for scoring but is considered significant to a provider's performance, is from Georgia SHINES and is not considered final or complete until the end of the fiscal year.

Total Reports:	0
Number Screened In:	0
Number Screened Out:	0
Number Substantiated:	0
Number Unsubstantiated:	0
Number Active CPS Investigations:	0



Performance-Based Placement Measures

RBWO Provider GA+SCORECARD - ILP/TLP

Report Quarter: Q2 FY2019

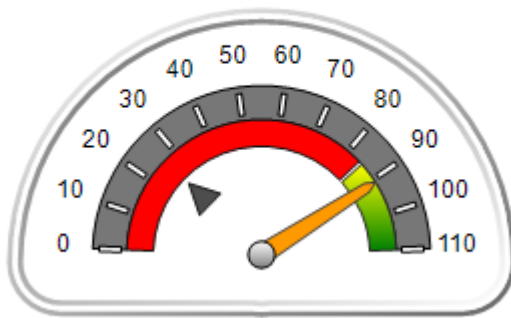
Provider/Program Name: Level Up Community Service Program, LLC - (5277) - ILP

7606 Treehills Parkway , Stone Mountain, GA 30088	Quarterly Scores (Grades)		Current Quarter Score (Grade)
Phone: 678-849-0505	Q1: 90.38 (A-)	Q2: 91.01 (A-)	91.01%
Vendor ID# 153259	Q3: N/A	Q4: N/A	(A-)
Program Census Information:	# Children in Care During Quarter: 3	# Placements During Quarter: 4	# Children in Care On Last Day: 2

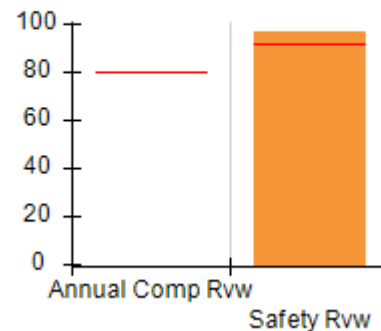
Quarterly Provider Comparisons to All ILP/TLPs

indicates average for all ILP/TLPs

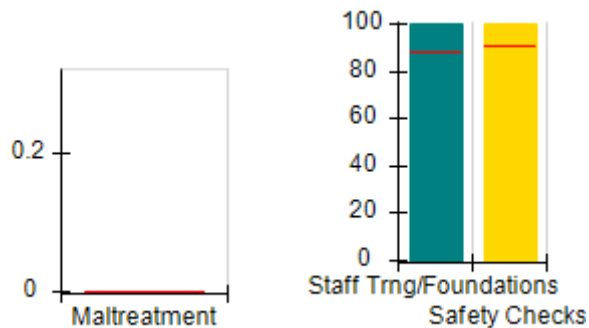
Overall Score (%)



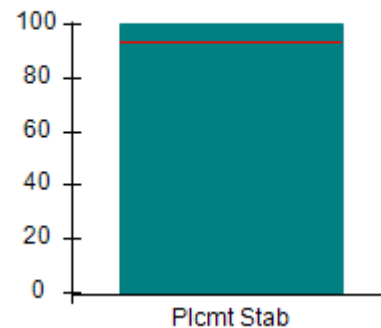
OPM Monitoring Reviews (%)



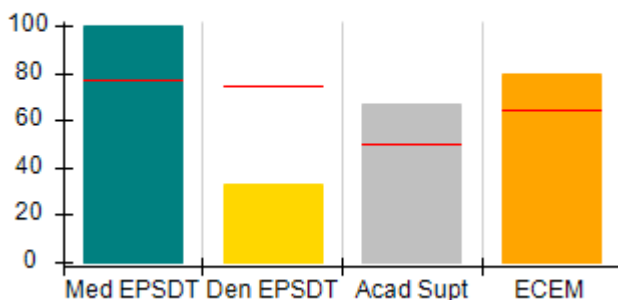
Safety Outcomes (%)



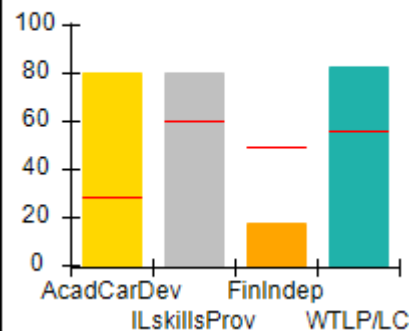
Permanency Outcomes (%)



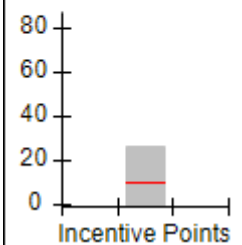
Well-Being Outcomes (%)



ILP/TLP Outcomes (%)



Incentives Earned (Points)





Performance-Based Placement Measures

RBWO Provider GA+SCORECARD - ILP/TLP

Report Quarter: Q2 FY2019

Provider/Program Name: Level Up Community Service Program, LLC - (5277) - ILP				
7606 Treehills Parkway , Stone Mountain, GA 30088		Quarterly Scores (Grades)		Current Quarter Score (Grade)
Phone: 678-849-0505		Q1: 90.38 (A-)	Q2: 91.01 (A-)	91.01%
Vendor ID# 153259		Q3: N/A	Q4: N/A	(A-)
Program Census Information:		# Children in Care During Quarter: 3	# Placements During Quarter: 4	# Children in Care On Last Day: 2
	Avg Performance All ILP/TLPs (%)	Provider Performance (%)*	Possible Points (Weight)	Provider Points Earned
OPM Monitoring Reviews				
Annual Comprehensive Reviews	80%	Not Yet Conducted		
Safety Reviews	92%	97%	10	9.70
Monitoring Sub-Total			10	9.70
ILP/TLP Safety Outcomes				
Incidence of Maltreatment	0.00%	Not Eligible		
Staff Training/Foundations	88%	100%	6.5	6.50
Staff Safety Checks	90%	100%	6.5	6.50
Safety Sub-Total			13	13.00
ILP/TLP Permanency Outcomes				
Placement Stability	93%	100%	3	3.00
Permanency Sub-Total			3	3.00
ILP/TLP Well-Being Outcomes				
EPSDT Medical Visits	77%	100%	4	4.00
EPSDT Dental Visits	74%	33%	4	1.32
Academic Supports	50%	67%	2	1.34
Provider ECEM Visits	65%	80%	4	3.20
Placements with Siblings	16%	Not Eligible	Not Scored	Not Scored
Placements within Legal County	26%	0%	Not Scored	Not Scored
Well-Being Sub-Total			14	9.86
ILP/TLP Specialty Outcomes				
Academic/Career Development	28%	80%	10	8.00
Ind Living Skills Provision	60%	80%	15	12.00
Financial Independence	49%	17%	5	0.85
WTLP/Life Coach	56%	83%	15	12.45
Specialty Sub-Total			45	33.30
*Performance calculation descriptions can be found in the FY 2019 RBWO PBP Measurements and Standards Guide.				

Monitoring & Outcomes: Possible Points = 85

Points Earned = 68.86

Score Before Incentives Credit

81.01%



Performance-Based Placement Measures

RBWO Provider GA+SCORECARD - ILP/TLP

Report Quarter: Q2 FY2019

Incentives Awarded	10.00 pts
PBP Verification	N/A pts
Total Score	91.01%

Provider/Program Name: Level Up Community Service Program, LLC - (5277) - ILP

Program Census Information:		# Children in Care During Quarter: 3	# Placements During Quarter: 4	# Children in Care On Last Day: 2
ILP/TLP Incentive Credits	Avg Performance All ILP/TLPs (Points)	Provider Performance (%)*	Possible Points (Weight)	Provider Points Earned
No DOC Involvement		40%	5	2.00
Community Connections		100%	4	4.00
Positive Permanency Connections		0%	5	0.00
HS Grad/GED/Prof or Trade Certificate/College		N/A	10/5/5/1	
Part-Time Employment with Medical Benefits		100%	10	10.00
Living Arrangements at Discharge		100%	10	10.00
Additional Academic Supports		0%	2	0.00
Additional IL Skills Provision		0%	5	0.00
Active Agency Accreditation		0%	4	0.00
Staff Clinical Licensure		10%	5	0.50
Incentives Total	9.71			26.50

*Performance calculation descriptions can be found in the FY 2019 RBWO PBP Measurements and Standards Guide.

Child Protective Services Investigations and Dispositions

The following investigations data, which is not used for scoring but is considered significant to a provider's performance, is from Georgia SHINES and is not considered final or complete until the end of the fiscal year.

Total Reports:	0	
Number Screened In:	0	
Number Screened Out:	0	
Number Substantiated:	0	
Number Unsubstantiated:	0	
Number Active CPS Investigations:	0	



Performance-Based Placement Measures

RBWO Provider GA+SCORECARD - ILP/TLP

Report Quarter: Q2 FY2019

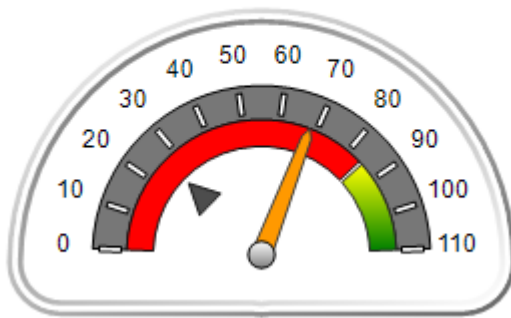
Provider/Program Name: Life Skills Community Center - (5204) - ILP

975 Cobb Place Blvd., Kennesaw, GA 30144	Quarterly Scores (Grades)		Current Quarter Score (Grade)
Phone: 404-908-0908	Q1: 54.22 (F)	Q2: 68.17 (D+)	68.17%
Vendor ID# 132893	Q3: N/A	Q4: N/A	(D+)
Program Census Information:	# Children in Care During Quarter: 24	# Placements During Quarter: 27	# Children in Care On Last Day: 19

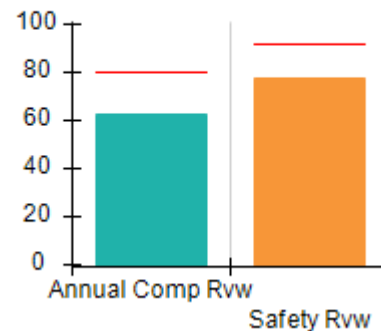
Quarterly Provider Comparisons to All ILP/TLPs

indicates average for all ILP/TLPs

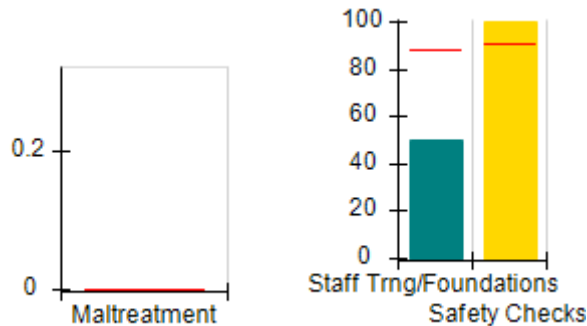
Overall Score (%)



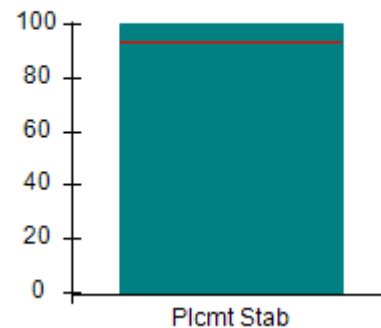
OPM Monitoring Reviews (%)



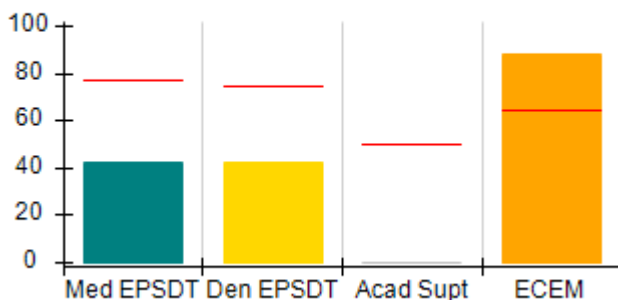
Safety Outcomes (%)



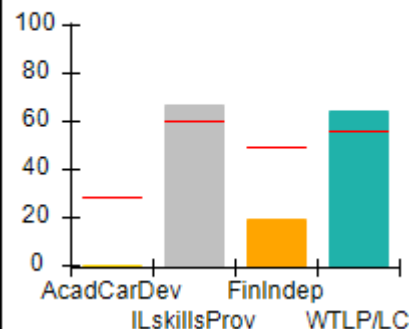
Permanency Outcomes (%)



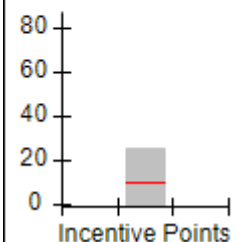
Well-Being Outcomes (%)



ILP/TLP Outcomes (%)



Incentives Earned (Points)





Performance-Based Placement Measures

RBWO Provider GA+SCORECARD - ILP/TLP

Report Quarter: Q2 FY2019

Provider/Program Name: Life Skills Community Center - (5204) - ILP				
975 Cobb Place Blvd., Kennesaw, GA 30144		Quarterly Scores (Grades)		Current Quarter Score (Grade)
Phone: 404-908-0908		Q1: 54.22 (F)	Q2: 68.17 (D+)	68.17%
Vendor ID# 132893		Q3: N/A	Q4: N/A	(D+)
Program Census Information:		# Children in Care During Quarter: 24	# Placements During Quarter: 27	# Children in Care On Last Day: 19
	Avg Performance All ILP/TLPs (%)	Provider Performance (%)*	Possible Points (Weight)	Provider Points Earned
OPM Monitoring Reviews				
Annual Comprehensive Reviews	80%	63%	15	9.44
Safety Reviews	92%	78%	10	7.75
Monitoring Sub-Total			25	17.19
ILP/TLP Safety Outcomes				
Incidence of Maltreatment	0.00%	No Substantiated Reports	3	3.00
Staff Training/Foundations	88%	50%	5	2.50
Staff Safety Checks	90%	100%	5	5.00
Safety Sub-Total			13	10.50
ILP/TLP Permanency Outcomes				
Placement Stability	93%	100%	3	3.00
Permanency Sub-Total			3	3.00
ILP/TLP Well-Being Outcomes				
EPSDT Medical Visits	77%	42%	4	1.68
EPSDT Dental Visits	74%	42%	4	1.68
Academic Supports	50%	0%	2	0.00
Provider ECEM Visits	65%	88%	4	3.52
Placements with Siblings	16%	0%	Not Scored	Not Scored
Placements within Legal County	26%	25%	Not Scored	Not Scored
Well-Being Sub-Total			14	6.88
ILP/TLP Specialty Outcomes				
Academic/Career Development	28%	0%	10	0.00
Ind Living Skills Provision	60%	67%	15	10.05
Financial Independence	49%	19%	5	0.95
WTLP/Life Coach	56%	64%	15	9.60
Specialty Sub-Total			45	20.60
*Performance calculation descriptions can be found in the FY 2019 RBWO PBP Measurements and Standards Guide.				

Monitoring & Outcomes: Possible Points = 100
Points Earned = 58.17

**Performance-Based Placement Measures**
RBWO Provider GA+SCORECARD - ILP/TLP

Report Quarter: Q2 FY2019

Score Before Incentives Credit	58.17%
Incentives Awarded	10.00 pts
PBP Verification	N/A pts
Total Score	68.17%

Provider/Program Name: Life Skills Community Center - (5204) - ILP				
Program Census Information:		# Children in Care During Quarter: 24	# Placements During Quarter: 27	# Children in Care On Last Day: 19
ILP/TLP Incentive Credits	Avg Performance All ILP/TLPs (Points)	Provider Performance (%)*	Possible Points (Weight)	Provider Points Earned
No DOC Involvement		72%	5	3.60
Community Connections		7%	4	0.28
Positive Permanency Connections		50%	5	2.50
HS Grad/GED/Prof or Trade Certificate/College		N/A	10/5/5/1	
Part-Time Employment with Medical Benefits		75%	10	7.50
Living Arrangements at Discharge		88%	10	8.80
Additional Academic Supports		0%	2	0.00
Additional IL Skills Provision		58%	5	2.90
Active Agency Accreditation		0%	4	0.00
Staff Clinical Licensure		0%	5	0.00
Incentives Total	9.71			25.58

*Performance calculation descriptions can be found in the FY 2019 RBWO PBP Measurements and Standards Guide.

Child Protective Services Investigations and Dispositions

The following investigations data, which is not used for scoring but is considered significant to a provider's performance, is from Georgia SHINES and is not considered final or complete until the end of the fiscal year.

Total Reports:	0	
Number Screened In:	0	
Number Screened Out:	0	
Number Substantiated:	0	
Number Unsubstantiated:	0	
Number Active CPS Investigations:	0	



Performance-Based Placement Measures RBWO Provider GA+SCORECARD - ILP/TLP


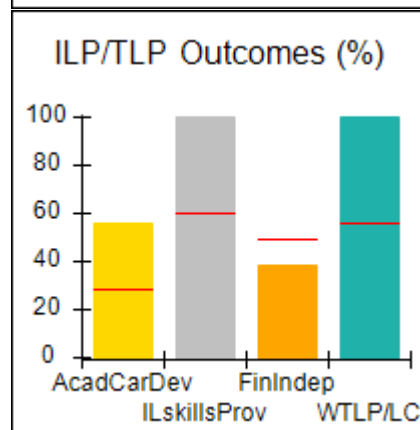
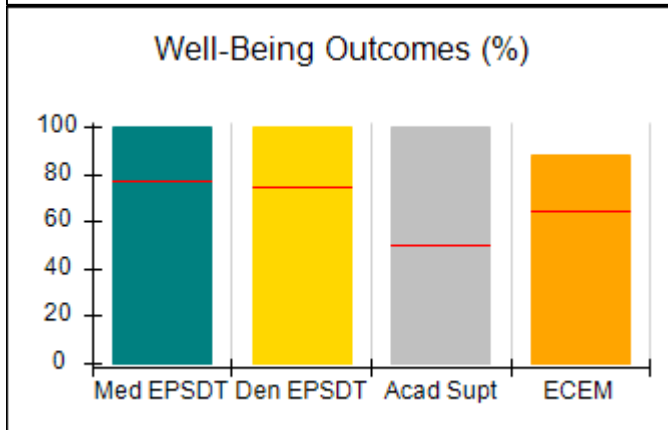
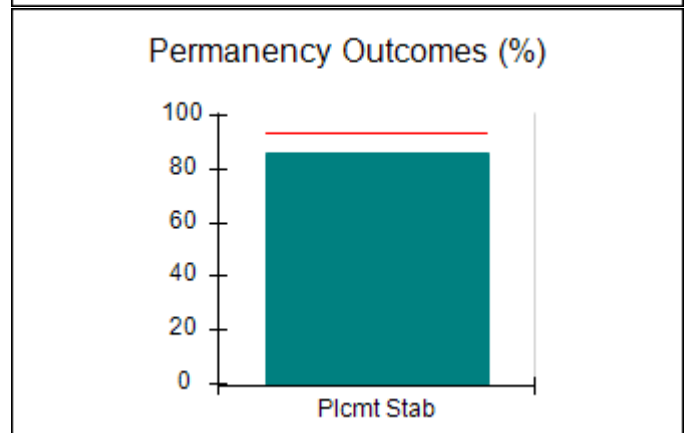
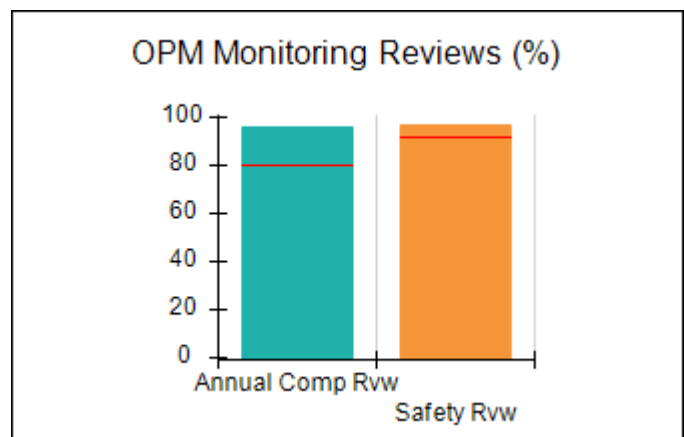
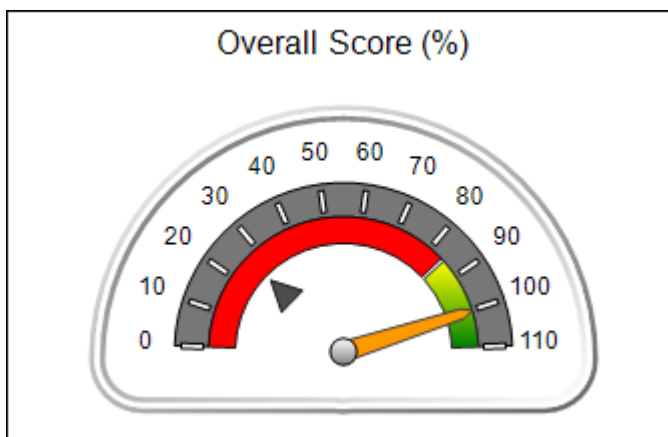
Report Quarter: Q2 FY2019

Provider/Program Name: Little Debbie's Second Chance Home, Inc. - Decatur TLP (967) - ILP

3900 Leprechaun Court, Decatur, GA 30034	Quarterly Scores (Grades)		Current Quarter Score (Grade)
Phone: 404-296-1311	Q1: 94.70 (A)	Q2: 100.22 (A+)	100.22%
Vendor ID# 35447	Q3: N/A	Q4: N/A	(A+)
Program Census Information:	# Children in Care During Quarter: 7	# Placements During Quarter: 7	# Children in Care On Last Day: 6

Quarterly Provider Comparisons to All ILP/TLPs

▼ — indicates average for all ILP/TLPs





Performance-Based Placement Measures

RBWO Provider GA+SCORECARD - ILP/TLP

Report Quarter: Q2 FY2019

Provider/Program Name: Little Debbie's Second Chance Home, Inc. - Decatur TLP (967) - ILP

3900 Leprechaun Court, Decatur, GA 30034	Quarterly Scores (Grades)		Current Quarter Score (Grade)
Phone: 404-296-1311	Q1: 94.70 (A)	Q2: 100.22 (A+)	100.22%
Vendor ID# 35447	Q3: N/A	Q4: N/A	(A+)

Program Census Information:	# Children in Care During Quarter: 7	# Placements During Quarter: 7	# Children in Care On Last Day: 6
-----------------------------	--------------------------------------	--------------------------------	-----------------------------------

	Avg Performance All ILP/TLPs (%)	Provider Performance (%)*	Possible Points (Weight)	Provider Points Earned
--	---	----------------------------------	---------------------------------	-------------------------------

OPM Monitoring Reviews

Annual Comprehensive Reviews	80%	96%	15	14.41
Safety Reviews	92%	97%	10	9.66
Monitoring Sub-Total			25	24.07

ILP/TLP Safety Outcomes

Incidence of Maltreatment	0.00%	No Substantiated Reports	3	3.00
Staff Training/Foundations	88%	91%	5	4.55
Staff Safety Checks	90%	100%	5	5.00
Safety Sub-Total			13	12.55

ILP/TLP Permanency Outcomes

Placement Stability	93%	86%	3	2.58
Permanency Sub-Total			3	2.58

ILP/TLP Well-Being Outcomes

EPSDT Medical Visits	77%	100%	4	4.00
EPSDT Dental Visits	74%	100%	4	4.00
Academic Supports	50%	100%	2	2.00
Provider ECEM Visits	65%	88%	4	3.52
Placements with Siblings	16%	Not Eligible	Not Scored	Not Scored
Placements within Legal County	26%	100%	Not Scored	Not Scored
Well-Being Sub-Total			14	13.52

ILP/TLP Specialty Outcomes

Academic/Career Development	28%	56%	10	5.60
Ind Living Skills Provision	60%	100%	15	15.00
Financial Independence	49%	38%	5	1.90
WTLP/Life Coach	56%	100%	15	15.00
Specialty Sub-Total			45	37.50

*Performance calculation descriptions can be found in the FY 2019 RBWO PBP Measurements and Standards Guide.

Monitoring & Outcomes: Possible Points = 100	Points Earned = 90.22
---	------------------------------



Performance-Based Placement Measures

RBWO Provider GA+SCORECARD - ILP/TLP

Report Quarter: Q2 FY2019

Score Before Incentives Credit	90.22%
Incentives Awarded	10.00 pts
PBP Verification	N/A pts
Total Score	100.22%

Provider/Program Name: Little Debbie's Second Chance Home, Inc. - Decatur TLP (967) - ILP

Program Census Information:		# Children in Care During Quarter: 7	# Placements During Quarter: 7	# Children in Care On Last Day: 6
ILP/TLP Incentive Credits	Avg Performance All ILP/TLPs (Points)	Provider Performance (%)*	Possible Points (Weight)	Provider Points Earned
No DOC Involvement		63%	5	3.15
Community Connections		100%	4	4.00
Positive Permanency Connections		0%	5	0.00
HS Grad/GED/Prof or Trade Certificate/College		N/A	10/5/5/1	
Part-Time Employment with Medical Benefits		0%	10	0.00
Living Arrangements at Discharge		0%	10	0.00
Additional Academic Supports		86%	2	1.72
Additional IL Skills Provision		94%	5	4.70
Active Agency Accreditation		50%	4	2.00
Staff Clinical Licensure		0%	5	0.00
Incentives Total	9.71			15.57

*Performance calculation descriptions can be found in the FY 2019 RBWO PBP Measurements and Standards Guide.

Child Protective Services Investigations and Dispositions

The following investigations data, which is not used for scoring but is considered significant to a provider's performance, is from Georgia SHINES and is not considered final or complete until the end of the fiscal year.

Total Reports:	0
Number Screened In:	0
Number Screened Out:	0
Number Substantiated:	0
Number Unsubstantiated:	0
Number Active CPS Investigations:	0

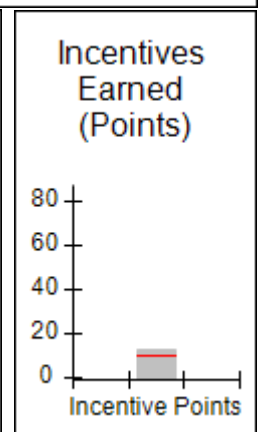
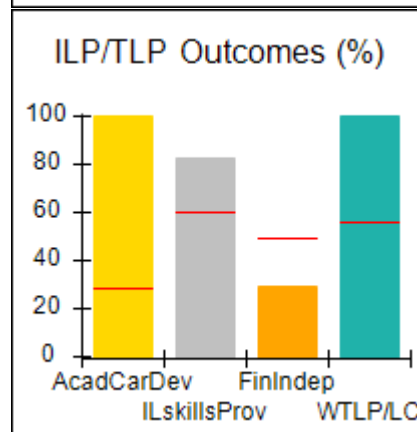
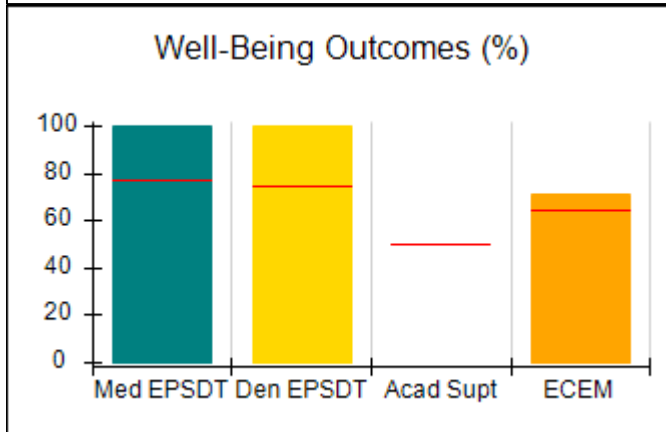
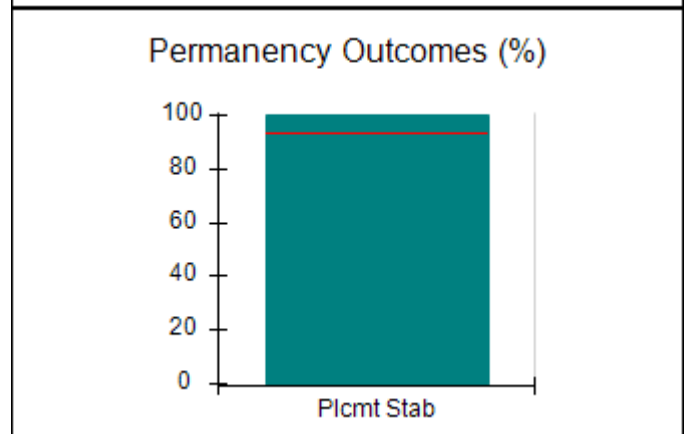
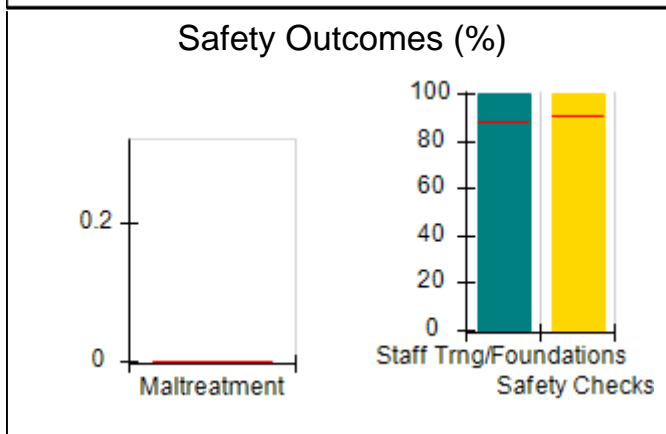
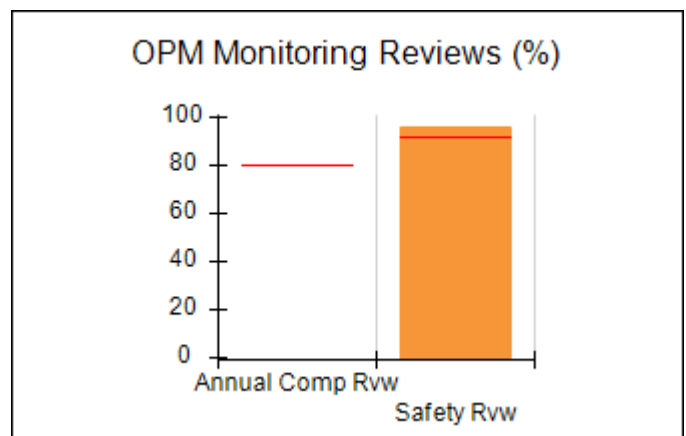
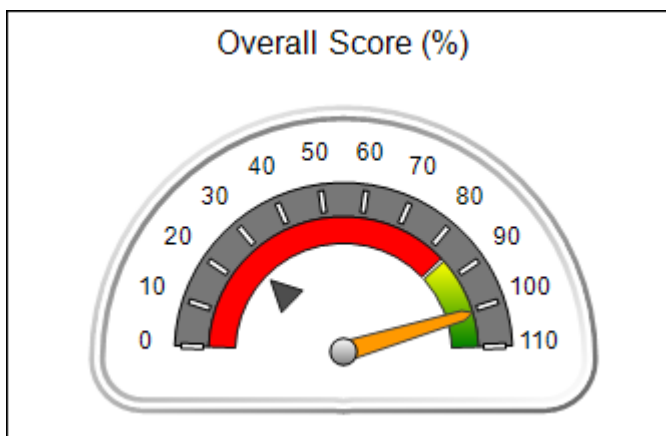


Performance-Based Placement Measures RBWO Provider GA+SCORECARD - ILP/TLP

Report Quarter: Q2 FY2019

Provider/Program Name: Little Debbie's Second Chance Home, Inc. - ILP (5235) - ILP			
3893 Leprechaun Court, Decatur, GA 30034	Quarterly Scores (Grades)		Current Quarter Score (Grade)
Phone: 404-296-1311	Q1: 88.15 (B+)	Q2: 100.79 (A+)	100.79%
Vendor ID# 143276	Q3: N/A	Q4: N/A	(A+)
Program Census Information:	# Children in Care During Quarter: 3	# Placements During Quarter: 3	# Children in Care On Last Day: 2
Quarterly Provider Comparisons to All ILP/TLPs			

▼ — indicates average for all ILP/TLPs





Performance-Based Placement Measures

RBWO Provider GA+SCORECARD - ILP/TLP

Report Quarter: Q2 FY2019

Provider/Program Name: Little Debbie's Second Chance Home, Inc. - ILP (5235) - ILP				
3893 Leprechaun Court, Decatur, GA 30034		Quarterly Scores (Grades)		Current Quarter Score (Grade)
Phone: 404-296-1311		Q1: 88.15 (B+)	Q2: 100.79 (A+)	100.79%
Vendor ID# 143276		Q3: N/A	Q4: N/A	(A+)
Program Census Information:		# Children in Care During Quarter: 3	# Placements During Quarter: 3	# Children in Care On Last Day: 2
	Avg Performance All ILP/TLPs (%)	Provider Performance (%)*	Possible Points (Weight)	Provider Points Earned
OPM Monitoring Reviews				
Annual Comprehensive Reviews	80%	Not Yet Conducted		
Safety Reviews	92%	96%	10	9.63
Monitoring Sub-Total			10	9.63
ILP/TLP Safety Outcomes				
Incidence of Maltreatment	0.00%	Not Eligible		
Staff Training/Foundations	88%	100%	6.5	6.50
Staff Safety Checks	90%	100%	6.5	6.50
Safety Sub-Total			13	13.00
ILP/TLP Permanency Outcomes				
Placement Stability	93%	100%	3	3.00
Permanency Sub-Total			3	3.00
ILP/TLP Well-Being Outcomes				
EPSDT Medical Visits	77%	100%	4.7	4.67
EPSDT Dental Visits	74%	100%	4.7	4.67
Academic Supports	50%	Not Eligible		
Provider ECEM Visits	65%	71%	4.7	3.31
Placements with Siblings	16%	0%	Not Scored	Not Scored
Placements within Legal County	26%	100%	Not Scored	Not Scored
Well-Being Sub-Total			14	12.65
ILP/TLP Specialty Outcomes				
Academic/Career Development	28%	100%	10	10.00
Ind Living Skills Provision	60%	83%	15	12.45
Financial Independence	49%	29%	5	1.45
WTLP/Life Coach	56%	100%	15	15.00
Specialty Sub-Total			45	38.90
*Performance calculation descriptions can be found in the FY 2019 RBWO PBP Measurements and Standards Guide.				

Monitoring & Outcomes: Possible Points = 85	Points Earned = 77.17
Score Before Incentives Credit	90.79%

**Performance-Based Placement Measures**
RBWO Provider GA+SCORECARD - ILP/TLP

Report Quarter: Q2 FY2019

Incentives Awarded	10.00 pts
PBP Verification	N/A pts
Total Score	100.79%

Provider/Program Name: Little Debbie's Second Chance Home, Inc. - ILP (5235) - ILP

Program Census Information:		# Children in Care During Quarter: 3	# Placements During Quarter: 3	# Children in Care On Last Day: 2
ILP/TLP Incentive Credits	Avg Performance All ILP/TLPs (Points)	Provider Performance (%)*	Possible Points (Weight)	Provider Points Earned
No DOC Involvement		50%	5	2.50
Community Connections		100%	4	4.00
Positive Permanency Connections		0%	5	0.00
HS Grad/GED/Prof or Trade Certificate/College		N/A	10/5/5/1	
Part-Time Employment with Medical Benefits		0%	10	0.00
Living Arrangements at Discharge		0%	10	0.00
Additional Academic Supports		Not Eligible	2	
Additional IL Skills Provision		83%	5	4.15
Active Agency Accreditation		50%	4	2.00
Staff Clinical Licensure		0%	5	0.00
Incentives Total	9.71			12.65

*Performance calculation descriptions can be found in the FY 2019 RBWO PBP Measurements and Standards Guide.

Child Protective Services Investigations and Dispositions

The following investigations data, which is not used for scoring but is considered significant to a provider's performance, is from Georgia SHINES and is not considered final or complete until the end of the fiscal year.

Total Reports:	0	
Number Screened In:	0	
Number Screened Out:	0	
Number Substantiated:	0	
Number Unsubstantiated:	0	
Number Active CPS Investigations:	0	



Performance-Based Placement Measures

RBWO Provider GA+SCORECARD - ILP/TLP

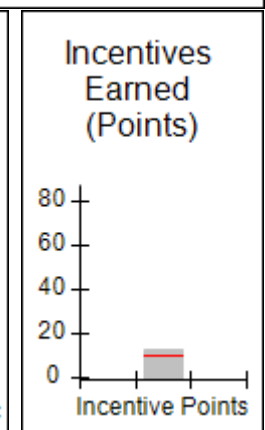
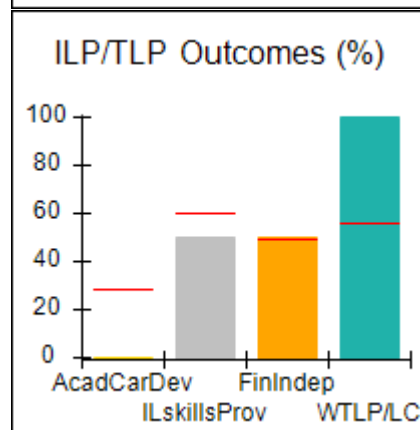
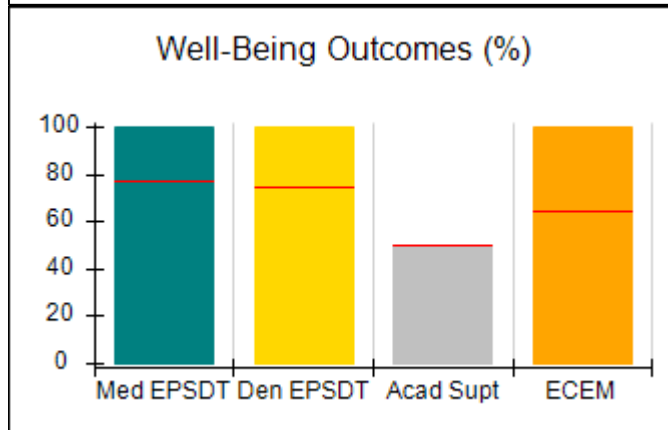
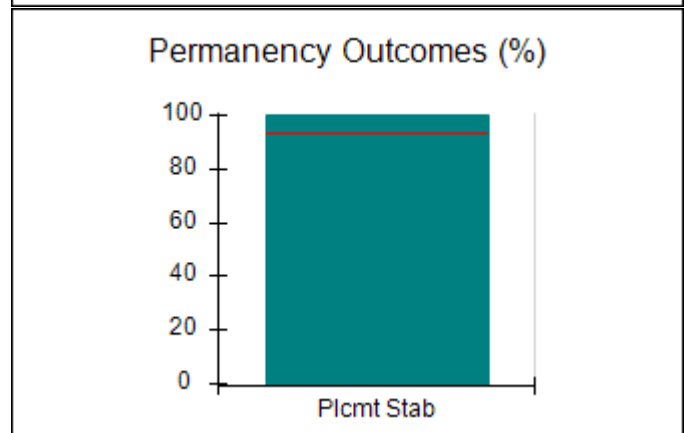
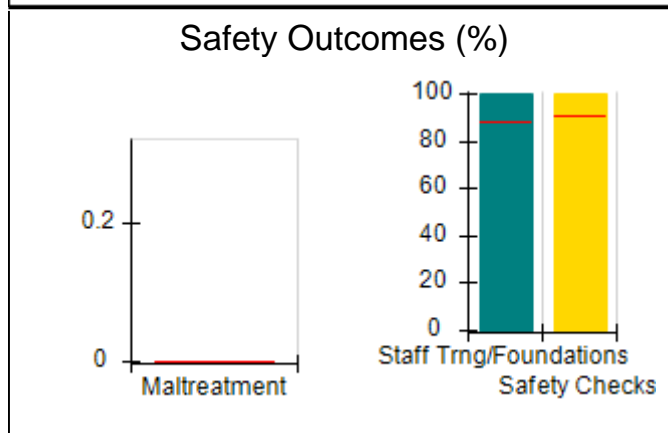
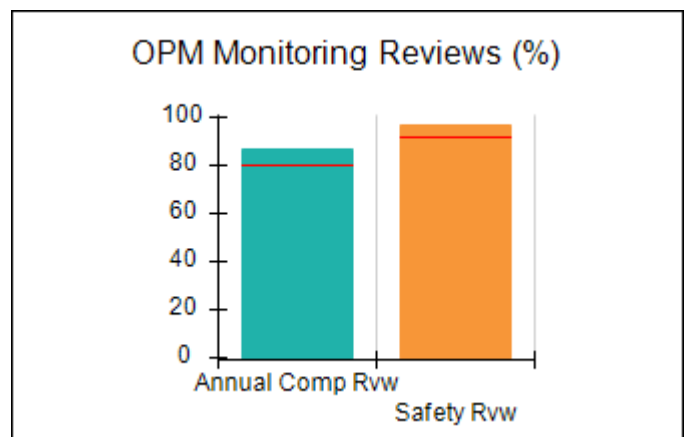
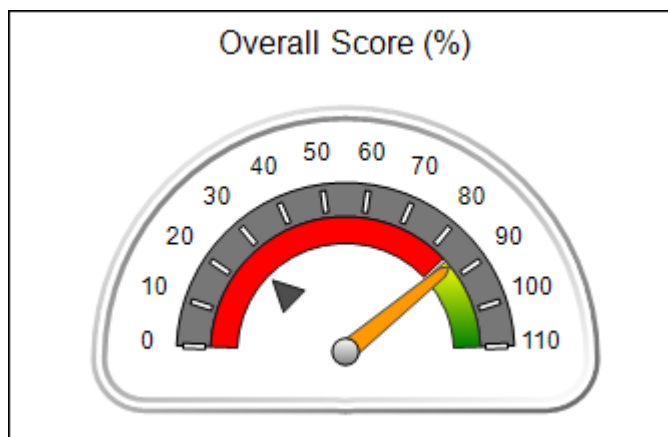
Report Quarter: Q2 FY2019

Provider/Program Name: Little Debbie's Second Chance Home, Inc. - Redan ILP (5213) - ILP

1597 Smithson Drive, Lithonia, GA 30058	Quarterly Scores (Grades)		Current Quarter Score (Grade)
Phone: 404-296-1311	Q1: 82.40 (B-)	Q2: 86.70 (B)	86.70%
Vendor ID# 136090	Q3: N/A	Q4: N/A	(B)
Program Census Information:	# Children in Care During Quarter: 2	# Placements During Quarter: 2	# Children in Care On Last Day: 2

Quarterly Provider Comparisons to All ILP/TLPs

indicates average for all ILP/TLPs





Performance-Based Placement Measures

RBWO Provider GA+SCORECARD - ILP/TLP

Report Quarter: Q2 FY2019

Provider/Program Name: Little Debbie's Second Chance Home, Inc. - Redan ILP (5213) - ILP				
1597 Smithson Drive, Lithonia, GA 30058		Quarterly Scores (Grades)		Current Quarter Score (Grade)
Phone: 404-296-1311		Q1: 82.40 (B-)	Q2: 86.70 (B)	86.70%
Vendor ID# 136090		Q3: N/A	Q4: N/A	(B)
Program Census Information:		# Children in Care During Quarter: 2	# Placements During Quarter: 2	# Children in Care On Last Day: 2
	Avg Performance All ILP/TLPs (%)	Provider Performance (%)*	Possible Points (Weight)	Provider Points Earned
OPM Monitoring Reviews				
Annual Comprehensive Reviews	80%	87%	15	13.05
Safety Reviews	92%	97%	10	9.65
Monitoring Sub-Total			25	22.70
ILP/TLP Safety Outcomes				
Incidence of Maltreatment	0.00%	Not Eligible		
Staff Training/Foundations	88%	100%	6.5	6.50
Staff Safety Checks	90%	100%	6.5	6.50
Safety Sub-Total			13	13.00
ILP/TLP Permanency Outcomes				
Placement Stability	93%	100%	3	3.00
Permanency Sub-Total			3	3.00
ILP/TLP Well-Being Outcomes				
EPSDT Medical Visits	77%	100%	4	4.00
EPSDT Dental Visits	74%	100%	4	4.00
Academic Supports	50%	50%	2	1.00
Provider ECEM Visits	65%	100%	4	4.00
Placements with Siblings	16%	Not Eligible	Not Scored	Not Scored
Placements within Legal County	26%	0%	Not Scored	Not Scored
Well-Being Sub-Total			14	13.00
ILP/TLP Specialty Outcomes				
Academic/Career Development	28%	0%	10	0.00
Ind Living Skills Provision	60%	50%	15	7.50
Financial Independence	49%	50%	5	2.50
WTLP/Life Coach	56%	100%	15	15.00
Specialty Sub-Total			45	25.00
*Performance calculation descriptions can be found in the FY 2019 RBWO PBP Measurements and Standards Guide.				

Monitoring & Outcomes: Possible Points = 100

Points Earned = 76.70



Performance-Based Placement Measures

RBWO Provider GA+SCORECARD - ILP/TLP

Report Quarter: Q2 FY2019

Score Before Incentives Credit	76.70%
Incentives Awarded	10.00 pts
PBP Verification	N/A pts
Total Score	86.70%

Provider/Program Name: Little Debbie's Second Chance Home, Inc. - Redan ILP (5213) - ILP

Program Census Information:		# Children in Care During Quarter: 2	# Placements During Quarter: 2	# Children in Care On Last Day: 2
ILP/TLP Incentive Credits	Avg Performance All ILP/TLPs (Points)	Provider Performance (%)*	Possible Points (Weight)	Provider Points Earned
No DOC Involvement		100%	5	5.00
Community Connections		Not Eligible	4	
Positive Permanency Connections		Not Eligible	5	
HS Grad/GED/Prof or Trade Certificate/College		N/A	10/5/5/1	5.00
Part-Time Employment with Medical Benefits		Not Eligible	10	
Living Arrangements at Discharge		Not Eligible	10	
Additional Academic Supports		50%	2	1.00
Additional IL Skills Provision		0%	5	0.00
Active Agency Accreditation		50%	4	2.00
Staff Clinical Licensure		0%	5	0.00
Incentives Total	9.71			13.00

*Performance calculation descriptions can be found in the FY 2019 RBWO PBP Measurements and Standards Guide.

Child Protective Services Investigations and Dispositions

The following investigations data, which is not used for scoring but is considered significant to a provider's performance, is from Georgia SHINES and is not considered final or complete until the end of the fiscal year.

Total Reports:	0
Number Screened In:	0
Number Screened Out:	0
Number Substantiated:	0
Number Unsubstantiated:	0
Number Active CPS Investigations:	0



Performance-Based Placement Measures

RBWO Provider GA+SCORECARD - ILP/TLP

Report Quarter: Q2 FY2019

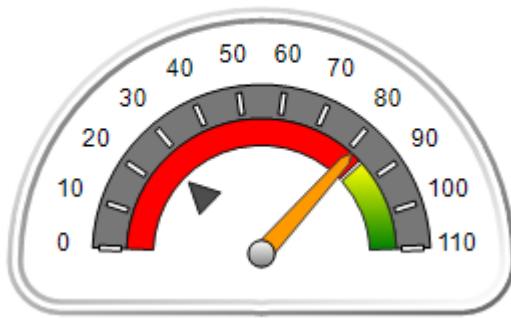
Provider/Program Name: Little Debbie's Second Chance Home, Inc. - Young Rd ILP (5281) - ILP

1947 Young Road, Lithonia, GA 30058	Quarterly Scores (Grades)		Current Quarter Score (Grade)
Phone: 404-296-1311	Q1: 93.64 (A-)	Q2: 81.27 (B-)	81.27%
Vendor ID# 153772	Q3: N/A	Q4: N/A	(B-)
Program Census Information:	# Children in Care During Quarter: 3	# Placements During Quarter: 3	# Children in Care On Last Day: 3

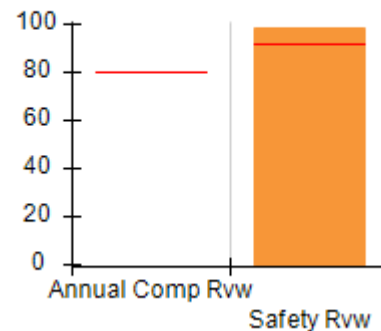
Quarterly Provider Comparisons to All ILP/TLPs

indicates average for all ILP/TLPs

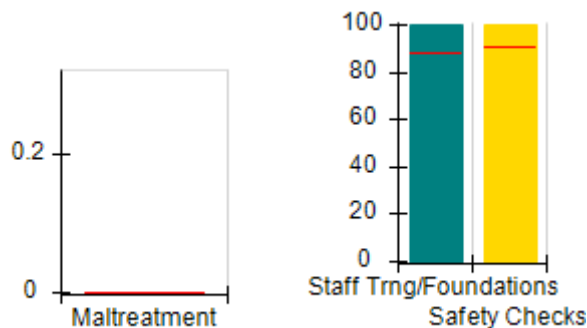
Overall Score (%)



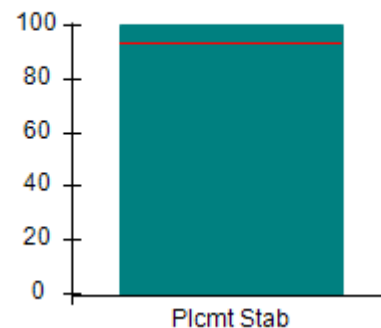
OPM Monitoring Reviews (%)



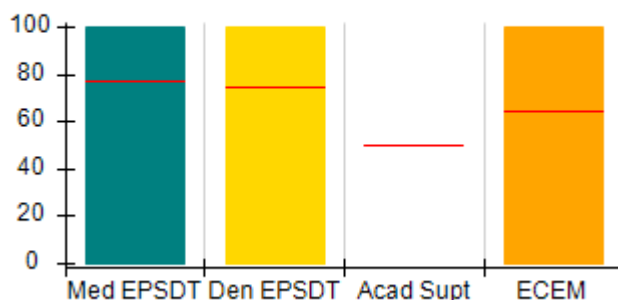
Safety Outcomes (%)



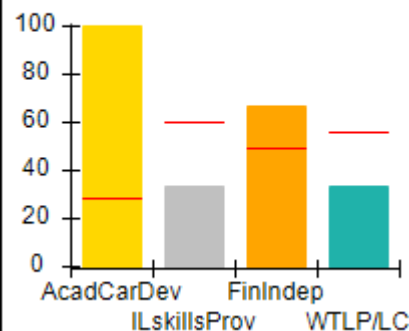
Permanency Outcomes (%)



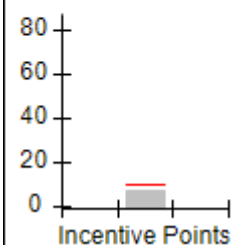
Well-Being Outcomes (%)



ILP/TLP Outcomes (%)



Incentives Earned (Points)





Performance-Based Placement Measures

RBWO Provider GA+SCORECARD - ILP/TLP

Report Quarter: Q2 FY2019

Provider/Program Name: Little Debbie's Second Chance Home, Inc. - Young Rd ILP (5281) - ILP				
1947 Young Road, Lithonia, GA 30058		Quarterly Scores (Grades)		Current Quarter Score (Grade)
Phone: 404-296-1311		Q1: 93.64 (A-)	Q2: 81.27 (B-)	81.27%
Vendor ID# 153772		Q3: N/A	Q4: N/A	(B-)
Program Census Information:		# Children in Care During Quarter: 3	# Placements During Quarter: 3	# Children in Care On Last Day: 3
	Avg Performance All ILP/TLPs (%)	Provider Performance (%)*	Possible Points (Weight)	Provider Points Earned
OPM Monitoring Reviews				
Annual Comprehensive Reviews	80%	Not Yet Conducted		
Safety Reviews	92%	99%	10	9.88
Monitoring Sub-Total			10	9.88
ILP/TLP Safety Outcomes				
Incidence of Maltreatment	0.00%	Not Eligible		
Staff Training/Foundations	88%	100%	6.5	6.50
Staff Safety Checks	90%	100%	6.5	6.50
Safety Sub-Total			13	13.00
ILP/TLP Permanency Outcomes				
Placement Stability	93%	100%	3	3.00
Permanency Sub-Total			3	3.00
ILP/TLP Well-Being Outcomes				
EPSDT Medical Visits	77%	100%	4.7	4.67
EPSDT Dental Visits	74%	100%	4.7	4.67
Academic Supports	50%	Not Eligible		
Provider ECEM Visits	65%	100%	4.7	4.67
Placements with Siblings	16%	0%	Not Scored	Not Scored
Placements within Legal County	26%	Not Eligible	Not Scored	Not Scored
Well-Being Sub-Total			14	14.00
ILP/TLP Specialty Outcomes				
Academic/Career Development	28%	100%	10	10.00
Ind Living Skills Provision	60%	33%	15	4.95
Financial Independence	49%	67%	5	3.35
WTLP/Life Coach	56%	33%	15	4.95
Specialty Sub-Total			45	23.25
*Performance calculation descriptions can be found in the FY 2019 RBWO PBP Measurements and Standards Guide.				

Monitoring & Outcomes: Possible Points = 85
Points Earned = 63.13



Performance-Based Placement Measures

RBWO Provider GA+SCORECARD - ILP/TLP

Report Quarter: Q2 FY2019

Score Before Incentives Credit	74.27%
Incentives Awarded	07.00 pts
PBP Verification	N/A pts
Total Score	81.27%

Provider/Program Name: Little Debbie's Second Chance Home, Inc. - Young Rd ILP (5281) - ILP

Program Census Information:		# Children in Care During Quarter: 3	# Placements During Quarter: 3	# Children in Care On Last Day: 3
ILP/TLP Incentive Credits	Avg Performance All ILP/TLPs (Points)	Provider Performance (%)*	Possible Points (Weight)	Provider Points Earned
No DOC Involvement		100%	5	5.00
Community Connections		0%	4	0.00
Positive Permanency Connections		0%	5	0.00
HS Grad/GED/Prof or Trade Certificate/College		N/A	10/5/5/1	
Part-Time Employment with Medical Benefits		Not Eligible	10	
Living Arrangements at Discharge		Not Eligible	10	
Additional Academic Supports		Not Eligible	2	
Additional IL Skills Provision		0%	5	0.00
Active Agency Accreditation		50%	4	2.00
Staff Clinical Licensure		0%	5	0.00
Incentives Total	9.71			7.00

*Performance calculation descriptions can be found in the FY 2019 RBWO PBP Measurements and Standards Guide.

Child Protective Services Investigations and Dispositions

The following investigations data, which is not used for scoring but is considered significant to a provider's performance, is from Georgia SHINES and is not considered final or complete until the end of the fiscal year.

Total Reports:	0
Number Screened In:	0
Number Screened Out:	0
Number Substantiated:	0
Number Unsubstantiated:	0
Number Active CPS Investigations:	0



Performance-Based Placement Measures RBWO Provider GA+SCORECARD - ILP/TLP

Report Quarter: Q2 FY2019

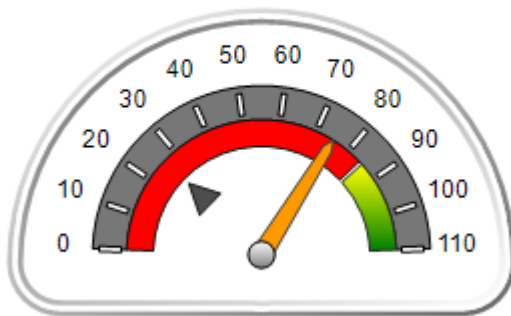
Provider/Program Name: Living Hope Residence, LLC - (5351) - ILP

6387 Bimini Dr., Forest Park, GA 30297	Quarterly Scores (Grades)		Current Quarter Score (Grade)
Phone: 40-713-8145	Q1: 75.00 (C)	Q2: 75.00 (C)	75.00%
Vendor ID# 159950	Q3: N/A	Q4: N/A	(C)
Program Census Information:	# Children in Care During Quarter: 0	# Placements During Quarter: 0	# Children in Care On Last Day: 0

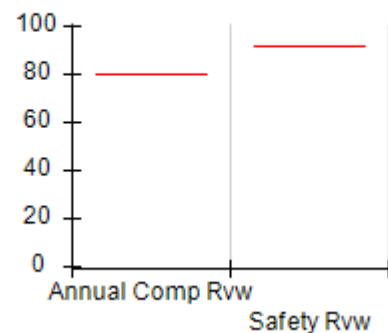
Quarterly Provider Comparisons to All ILP/TLPs

▼ — indicates average for all ILP/TLPs

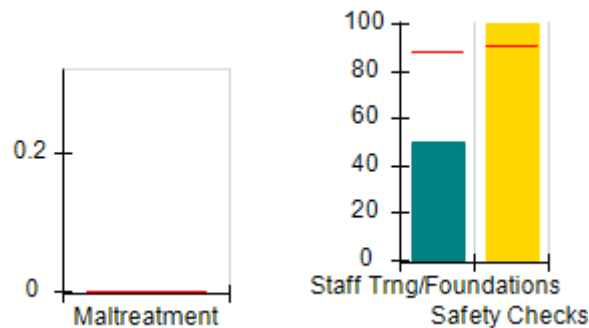
Overall Score (%)



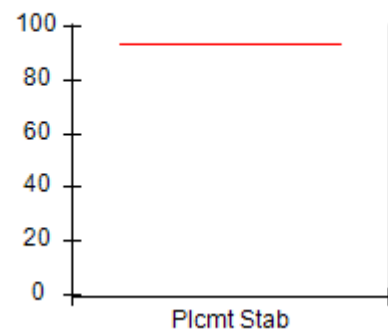
OPM Monitoring Reviews (%)



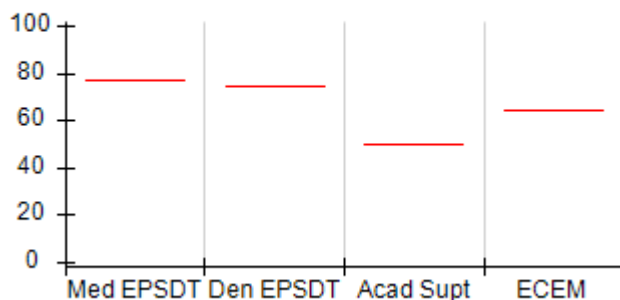
Safety Outcomes (%)



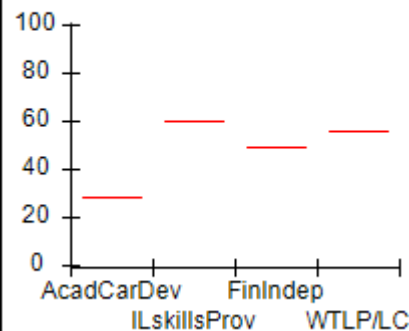
Permanency Outcomes (%)



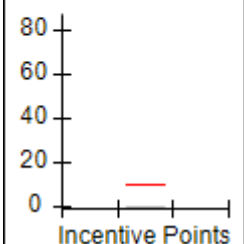
Well-Being Outcomes (%)



ILP/TLP Outcomes (%)



Incentives Earned (Points)





Performance-Based Placement Measures

RBWO Provider GA+SCORECARD - ILP/TLP

Report Quarter: Q2 FY2019

Provider/Program Name: Living Hope Residence, LLC - (5351) - ILP

6387 Bimini Dr., Forest Park, GA 30297	Quarterly Scores (Grades)		Current Quarter Score (Grade)
Phone: 40-713-8145	Q1: 75.00 (C)	Q2: 75.00 (C)	75.00%
Vendor ID# 159950	Q3: N/A	Q4: N/A	(C)

Program Census Information:	# Children in Care During Quarter: 0	# Placements During Quarter: 0	# Children in Care On Last Day: 0
-----------------------------	--------------------------------------	--------------------------------	-----------------------------------

	Avg Performance All ILP/TLPs (%)	Provider Performance (%)*	Possible Points (Weight)	Provider Points Earned
--	----------------------------------	---------------------------	--------------------------	------------------------

OPM Monitoring Reviews

Annual Comprehensive Reviews	80%	Not Yet Conducted		
Safety Reviews	92%	Not Yet Conducted		
Monitoring Sub-Total				0.00

ILP/TLP Safety Outcomes

Incidence of Maltreatment	0.00%	Not Eligible		
Staff Training/Foundations	88%	50%	6.5	3.25
Staff Safety Checks	90%	100%	6.5	6.50
Safety Sub-Total			13	9.75

ILP/TLP Permanency Outcomes

Placement Stability	93%	Not Eligible		
Permanency Sub-Total			N/A	

ILP/TLP Well-Being Outcomes

EPSDT Medical Visits	77%	Not Eligible		
EPSDT Dental Visits	74%	Not Eligible		
Academic Supports	50%	Not Eligible		
Provider ECEM Visits	65%	Not Eligible		
Placements with Siblings	16%	Not Eligible	Not Scored	Not Scored
Placements within Legal County	26%	Not Eligible	Not Scored	Not Scored
Well-Being Sub-Total			N/A	

ILP/TLP Specialty Outcomes

Academic/Career Development	28%	Not Eligible		
Ind Living Skills Provision	60%	Not Eligible		
Financial Independence	49%	Not Eligible		
WTLP/Life Coach	56%	Not Eligible		
Specialty Sub-Total			N/A	

*Performance calculation descriptions can be found in the FY 2019 RBWO PBP Measurements and Standards Guide.

Monitoring & Outcomes: Possible Points = 13	Points Earned = 09.75
Score Before Incentives Credit	75.00%



Performance-Based Placement Measures

RBWO Provider GA+SCORECARD - ILP/TLP

Report Quarter: Q2 FY2019

Incentives Awarded	00.00 pts
PBP Verification	N/A pts
Total Score	75.00%

Provider/Program Name: Living Hope Residence, LLC - (5351) - ILP

Program Census Information:		# Children in Care During Quarter: 0	# Placements During Quarter: 0	# Children in Care On Last Day: 0
ILP/TLP Incentive Credits	Avg Performance All ILP/TLPs (Points)	Provider Performance (%)*	Possible Points (Weight)	Provider Points Earned
No DOC Involvement		Not Eligible	5	
Community Connections		Not Eligible	4	
Positive Permanency Connections		Not Eligible	5	
HS Grad/GED/Prof or Trade Certificate/College		N/A	10/5/5/1	
Part-Time Employment with Medical Benefits		Not Eligible	10	
Living Arrangements at Discharge		Not Eligible	10	
Additional Academic Supports		Not Eligible	2	
Additional IL Skills Provision		Not Eligible	5	
Active Agency Accreditation		0%	4	0.00
Staff Clinical Licensure		0%	5	0.00
Incentives Total	9.71			0.00

*Performance calculation descriptions can be found in the FY 2019 RBWO PBP Measurements and Standards Guide.

Child Protective Services Investigations and Dispositions

The following investigations data, which is not used for scoring but is considered significant to a provider's performance, is from Georgia SHINES and is not considered final or complete until the end of the fiscal year.

Total Reports:	0	
Number Screened In:	0	
Number Screened Out:	0	
Number Substantiated:	0	
Number Unsubstantiated:	0	
Number Active CPS Investigations:	0	



Performance-Based Placement Measures RBWO Provider GA+SCORECARD - ILP/TLP

Report Quarter: Q2 FY2019

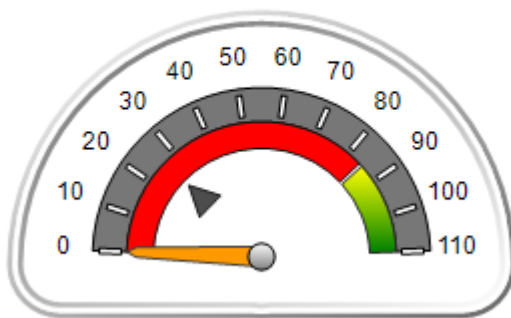
Provider/Program Name: Living Hope Residence, LLC - (5390) - ILP

445 Sylvia Dr., Forest Park, GA 30297	Quarterly Scores (Grades)		Current Quarter Score (Grade)
Phone: 404-713-8145	Q1: (N/A)	Q2: 00.00 (F)	00.00%
Vendor ID# 162480	Q3: N/A	Q4: N/A	(F)
Program Census Information:	# Children in Care During Quarter: 0	# Placements During Quarter: 0	# Children in Care On Last Day: 0

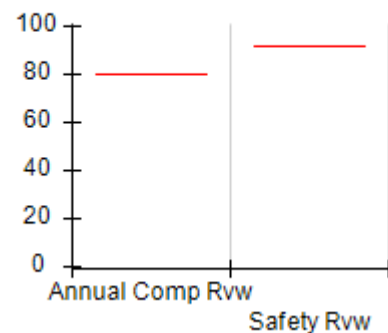
Quarterly Provider Comparisons to All ILP/TLPs

▼ — indicates average for all ILP/TLPs

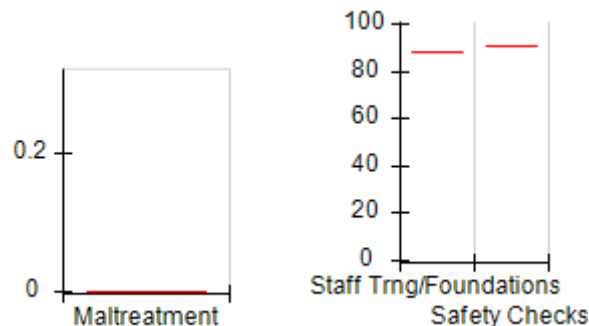
Overall Score (%)



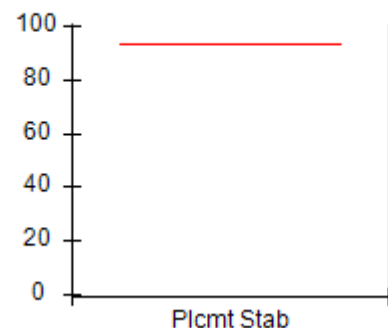
OPM Monitoring Reviews (%)



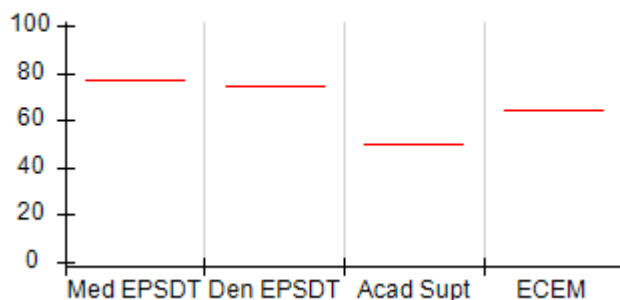
Safety Outcomes (%)



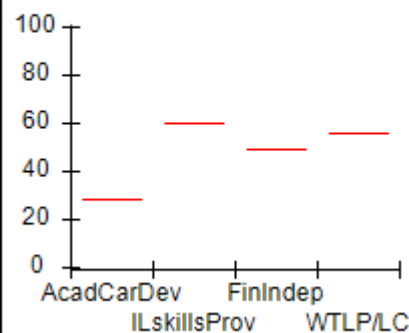
Permanency Outcomes (%)



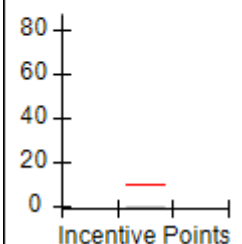
Well-Being Outcomes (%)



ILP/TLP Outcomes (%)



Incentives Earned (Points)





Performance-Based Placement Measures

RBWO Provider GA+SCORECARD - ILP/TLP

Report Quarter: Q2 FY2019

Provider/Program Name: Living Hope Residence, LLC - (5390) - ILP				
445 Sylvia Dr., Forest Park, GA 30297		Quarterly Scores (Grades)		Current Quarter Score (Grade)
Phone: 404-713-8145		Q1: (N/A)	Q2: 00.00 (F)	00.00%
Vendor ID# 162480		Q3: N/A	Q4: N/A	(F)
Program Census Information:		# Children in Care During Quarter: 0	# Placements During Quarter: 0	# Children in Care On Last Day: 0
	Avg Performance All ILP/TLPs (%)	Provider Performance (%)*	Possible Points (Weight)	Provider Points Earned
OPM Monitoring Reviews				
Annual Comprehensive Reviews	80%	Not Yet Conducted		
Safety Reviews	92%	Not Yet Conducted		
Monitoring Sub-Total				0.00
ILP/TLP Safety Outcomes				
Incidence of Maltreatment	0.00%	Not Eligible		
Staff Training/Foundations	88%	Not Eligible		
Staff Safety Checks	90%	Not Eligible		
Safety Sub-Total			N/A	
ILP/TLP Permanency Outcomes				
Placement Stability	93%	Not Eligible		
Permanency Sub-Total			N/A	
ILP/TLP Well-Being Outcomes				
EPSDT Medical Visits	77%	Not Eligible		
EPSDT Dental Visits	74%	Not Eligible		
Academic Supports	50%	Not Eligible		
Provider ECEM Visits	65%	Not Eligible		
Placements with Siblings	16%	Not Eligible	Not Scored	Not Scored
Placements within Legal County	26%	Not Eligible	Not Scored	Not Scored
Well-Being Sub-Total			N/A	
ILP/TLP Specialty Outcomes				
Academic/Career Development	28%	Not Eligible		
Ind Living Skills Provision	60%	Not Eligible		
Financial Independence	49%	Not Eligible		
WTLP/Life Coach	56%	Not Eligible		
Specialty Sub-Total			N/A	
*Performance calculation descriptions can be found in the FY 2019 RBWO PBP Measurements and Standards Guide.				
Monitoring & Outcomes: Possible Points = 0			Points Earned = N/A	
Score Before Incentives Credit				#Error

**Performance-Based Placement Measures**
RBWO Provider GA+SCORECARD - ILP/TLP

Report Quarter: Q2 FY2019

Incentives Awarded	00.00 pts
PBP Verification	N/A pts
Total Score	00.00%

Provider/Program Name: Living Hope Residence, LLC - (5390) - ILP

Program Census Information:		# Children in Care During Quarter: 0	# Placements During Quarter: 0	# Children in Care On Last Day: 0
ILP/TLP Incentive Credits	Avg Performance All ILP/TLPs (Points)	Provider Performance (%)*	Possible Points (Weight)	Provider Points Earned
No DOC Involvement		Not Eligible	5	
Community Connections		Not Eligible	4	
Positive Permanency Connections		Not Eligible	5	
HS Grad/GED/Prof or Trade Certificate/College		N/A	10/5/5/1	
Part-Time Employment with Medical Benefits		Not Eligible	10	
Living Arrangements at Discharge		Not Eligible	10	
Additional Academic Supports		Not Eligible	2	
Additional IL Skills Provision		Not Eligible	5	
Active Agency Accreditation		0%	4	0.00
Staff Clinical Licensure		0%	5	0.00
Incentives Total	9.71			0.00

*Performance calculation descriptions can be found in the FY 2019 RBWO PBP Measurements and Standards Guide.

Child Protective Services Investigations and Dispositions

The following investigations data, which is not used for scoring but is considered significant to a provider's performance, is from Georgia SHINES and is not considered final or complete until the end of the fiscal year.

Total Reports:	0	
Number Screened In:	0	
Number Screened Out:	0	
Number Substantiated:	0	
Number Unsubstantiated:	0	
Number Active CPS Investigations:	0	



Performance-Based Placement Measures

RBWO Provider GA+SCORECARD - ILP/TLP

Report Quarter: Q2 FY2019

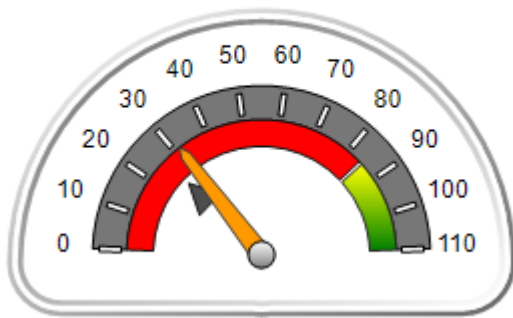
Provider/Program Name: Madi's House - Madi's House (5180) - ILP

4555 Kelden Circle, College Park, GA 30349	Quarterly Scores (Grades)		Current Quarter Score (Grade)
Phone: 888-558-4453	Q1: 48.61 (F)	Q2: 31.56 (F)	31.56%
Vendor ID# 121478	Q3: N/A	Q4: N/A	(F)
Program Census Information:	# Children in Care During Quarter: 1	# Placements During Quarter: 1	# Children in Care On Last Day: 1

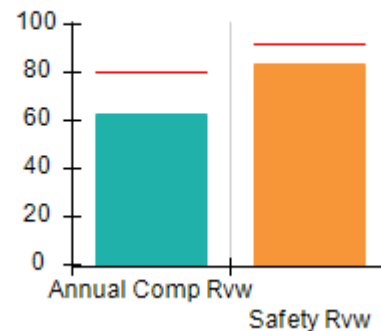
Quarterly Provider Comparisons to All ILP/TLPs

indicates average for all ILP/TLPs

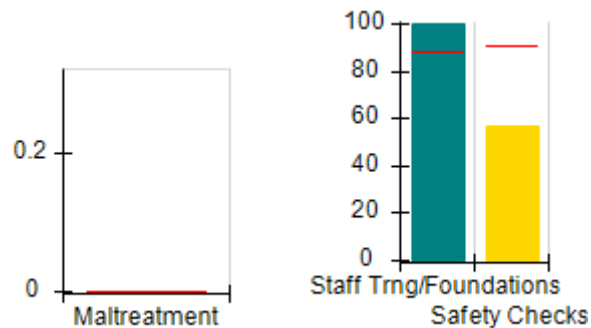
Overall Score (%)



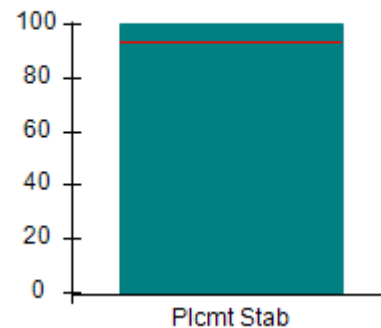
OPM Monitoring Reviews (%)



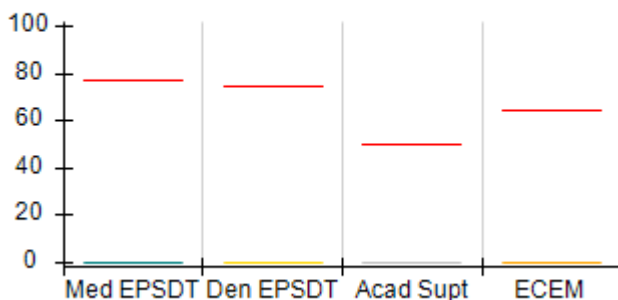
Safety Outcomes (%)



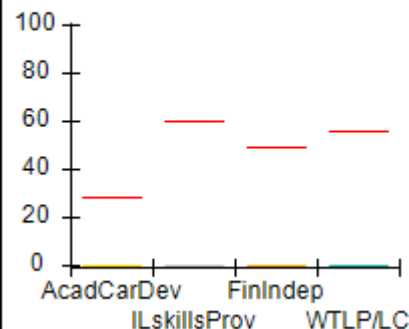
Permanency Outcomes (%)



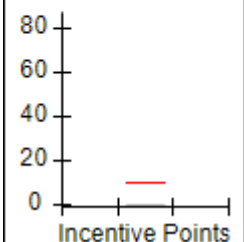
Well-Being Outcomes (%)



ILP/TLP Outcomes (%)



Incentives Earned (Points)





Performance-Based Placement Measures

RBWO Provider GA+SCORECARD - ILP/TLP

Report Quarter: Q2 FY2019

Provider/Program Name: Madi's House - Madi's House (5180) - ILP				
4555 Kelden Circle, College Park, GA 30349		Quarterly Scores (Grades)		Current Quarter Score (Grade)
Phone: 888-558-4453		Q1: 48.61 (F)	Q2: 31.56 (F)	31.56%
Vendor ID# 121478		Q3: N/A	Q4: N/A	(F)
Program Census Information:		# Children in Care During Quarter: 1	# Placements During Quarter: 1	# Children in Care On Last Day: 1
	Avg Performance All ILP/TLPs (%)	Provider Performance (%)*	Possible Points (Weight)	Provider Points Earned
OPM Monitoring Reviews				
Annual Comprehensive Reviews	80%	62%	15	9.33
Safety Reviews	92%	84%	10	8.38
Monitoring Sub-Total			25	17.71
ILP/TLP Safety Outcomes				
Incidence of Maltreatment	0.00%	No Substantiated Reports	3	3.00
Staff Training/Foundations	88%	100%	5	5.00
Staff Safety Checks	90%	57%	5	2.85
Safety Sub-Total			13	10.85
ILP/TLP Permanency Outcomes				
Placement Stability	93%	100%	3	3.00
Permanency Sub-Total			3	3.00
ILP/TLP Well-Being Outcomes				
EPSDT Medical Visits	77%	0%	4	0.00
EPSDT Dental Visits	74%	0%	4	0.00
Academic Supports	50%	0%	2	0.00
Provider ECEM Visits	65%	0%	4	0.00
Placements with Siblings	16%	Not Eligible	Not Scored	Not Scored
Placements within Legal County	26%	Not Eligible	Not Scored	Not Scored
Well-Being Sub-Total			14	0.00
ILP/TLP Specialty Outcomes				
Academic/Career Development	28%	0%	10	0.00
Ind Living Skills Provision	60%	0%	15	0.00
Financial Independence	49%	0%	5	0.00
WTLP/Life Coach	56%	0%	15	0.00
Specialty Sub-Total			45	0.00
*Performance calculation descriptions can be found in the FY 2019 RBWO PBP Measurements and Standards Guide.				

Monitoring & Outcomes: Possible Points = 100**Points Earned = 31.56**



Performance-Based Placement Measures

RBWO Provider GA+SCORECARD - ILP/TLP

Report Quarter: Q2 FY2019

Score Before Incentives Credit	31.56%
Incentives Awarded	00.00 pts
PBP Verification	N/A pts
Total Score	31.56%

Provider/Program Name: Madi's House - Madi's House (5180) - ILP				
Program Census Information:		# Children in Care During Quarter: 1	# Placements During Quarter: 1	# Children in Care On Last Day: 1
ILP/TLP Incentive Credits	Avg Performance All ILP/TLPs (Points)	Provider Performance (%)*	Possible Points (Weight)	Provider Points Earned
No DOC Involvement		0%	5	0.00
Community Connections		0%	4	0.00
Positive Permanency Connections		0%	5	0.00
HS Grad/GED/Prof or Trade Certificate/College		N/A	10/5/5/1	
Part-Time Employment with Medical Benefits		Not Eligible	10	
Living Arrangements at Discharge		Not Eligible	10	
Additional Academic Supports		0%	2	0.00
Additional IL Skills Provision		0%	5	0.00
Active Agency Accreditation		0%	4	0.00
Staff Clinical Licensure		0%	5	0.00
Incentives Total	9.71			0.00

*Performance calculation descriptions can be found in the FY 2019 RBWO PBP Measurements and Standards Guide.

Child Protective Services Investigations and Dispositions

The following investigations data, which is not used for scoring but is considered significant to a provider's performance, is from Georgia SHINES and is not considered final or complete until the end of the fiscal year.

Total Reports:	0	
Number Screened In:	0	
Number Screened Out:	0	
Number Substantiated:	0	
Number Unsubstantiated:	0	
Number Active CPS Investigations:	0	



Performance-Based Placement Measures RBWO Provider GA+SCORECARD - ILP/TLP

Report Quarter: Q2 FY2019

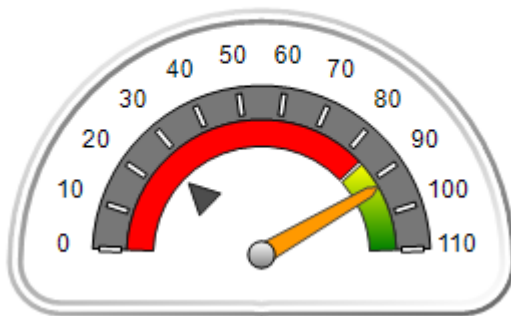
Provider/Program Name: Mentoring Youth Services - ILP (5165) - ILP

2031 6th Avenue, Columbus, GA 31904	Quarterly Scores (Grades)		Current Quarter Score (Grade)
Phone: 706-984-9636	Q1: 77.74 (C+)	Q2: 92.46 (A-)	92.46%
Vendor ID# 144099	Q3: N/A	Q4: N/A	(A-)
Program Census Information:	# Children in Care During Quarter: 3	# Placements During Quarter: 3	# Children in Care On Last Day: 2

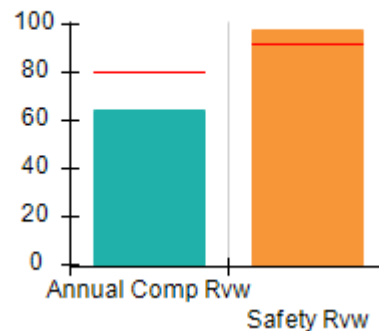
Quarterly Provider Comparisons to All ILP/TLPs

▼ — indicates average for all ILP/TLPs

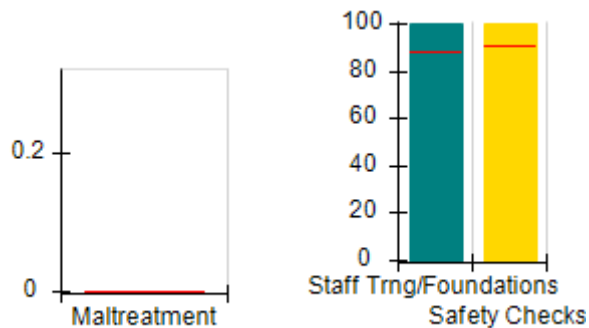
Overall Score (%)



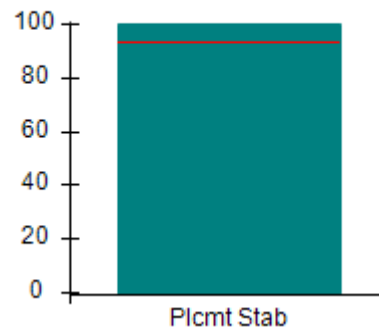
OPM Monitoring Reviews (%)



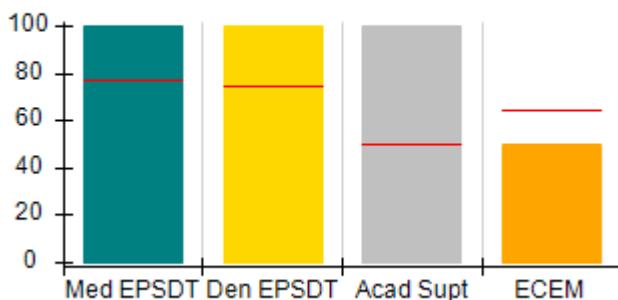
Safety Outcomes (%)



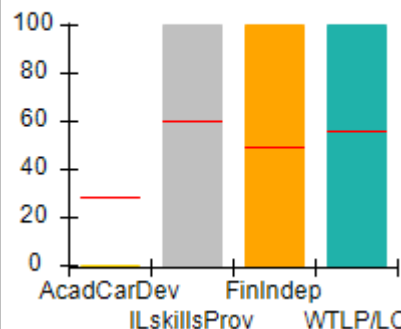
Permanency Outcomes (%)



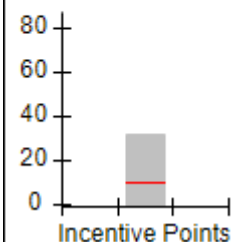
Well-Being Outcomes (%)



ILP/TLP Outcomes (%)



Incentives Earned (Points)





Performance-Based Placement Measures

RBWO Provider GA+SCORECARD - ILP/TLP

Report Quarter: Q2 FY2019

Provider/Program Name: Mentoring Youth Services - ILP (5165) - ILP				
2031 6th Avenue, Columbus, GA 31904		Quarterly Scores (Grades)		Current Quarter Score (Grade)
Phone: 706-984-9636		Q1: 77.74 (C+)	Q2: 92.46 (A-)	92.46%
Vendor ID# 144099		Q3: N/A	Q4: N/A	(A-)
Program Census Information:		# Children in Care During Quarter: 3	# Placements During Quarter: 3	# Children in Care On Last Day: 2
	Avg Performance All ILP/TLPs (%)	Provider Performance (%)*	Possible Points (Weight)	Provider Points Earned
OPM Monitoring Reviews				
Annual Comprehensive Reviews	80%	64%	15	9.66
Safety Reviews	92%	98%	10	9.80
Monitoring Sub-Total			25	19.46
ILP/TLP Safety Outcomes				
Incidence of Maltreatment	0.00%	Not Eligible		
Staff Training/Foundations	88%	100%	6.5	6.50
Staff Safety Checks	90%	100%	6.5	6.50
Safety Sub-Total			13	13.00
ILP/TLP Permanency Outcomes				
Placement Stability	93%	100%	3	3.00
Permanency Sub-Total			3	3.00
ILP/TLP Well-Being Outcomes				
EPSDT Medical Visits	77%	100%	4	4.00
EPSDT Dental Visits	74%	100%	4	4.00
Academic Supports	50%	100%	2	2.00
Provider ECEM Visits	65%	50%	4	2.00
Placements with Siblings	16%	0%	Not Scored	Not Scored
Placements within Legal County	26%	0%	Not Scored	Not Scored
Well-Being Sub-Total			14	12.00
ILP/TLP Specialty Outcomes				
Academic/Career Development	28%	0%	10	0.00
Ind Living Skills Provision	60%	100%	15	15.00
Financial Independence	49%	100%	5	5.00
WTLP/Life Coach	56%	100%	15	15.00
Specialty Sub-Total			45	35.00

*Performance calculation descriptions can be found in the FY 2019 RBWO PBP Measurements and Standards Guide.

Monitoring & Outcomes: Possible Points = 100	Points Earned = 82.46
Score Before Incentives Credit	82.46%

**Performance-Based Placement Measures**
RBWO Provider GA+SCORECARD - ILP/TLP

Report Quarter: Q2 FY2019

Incentives Awarded	10.00 pts
PBP Verification	N/A pts
Total Score	92.46%

Provider/Program Name: Mentoring Youth Services - ILP (5165) - ILP

Program Census Information:		# Children in Care During Quarter: 3	# Placements During Quarter: 3	# Children in Care On Last Day: 2
ILP/TLP Incentive Credits	Avg Performance All ILP/TLPs (Points)	Provider Performance (%)*	Possible Points (Weight)	Provider Points Earned
No DOC Involvement		100%	5	5.00
Community Connections		Not Eligible	4	
Positive Permanency Connections		Not Eligible	5	
HS Grad/GED/Prof or Trade Certificate/College		N/A	10/5/5/1	
Part-Time Employment with Medical Benefits		100%	10	10.00
Living Arrangements at Discharge		100%	10	10.00
Additional Academic Supports		100%	2	2.00
Additional IL Skills Provision		100%	5	5.00
Active Agency Accreditation		0%	4	0.00
Staff Clinical Licensure		0%	5	0.00
Incentives Total	9.71			32.00

*Performance calculation descriptions can be found in the FY 2019 RBWO PBP Measurements and Standards Guide.

Child Protective Services Investigations and Dispositions

The following investigations data, which is not used for scoring but is considered significant to a provider's performance, is from Georgia SHINES and is not considered final or complete until the end of the fiscal year.

Total Reports:	0	
Number Screened In:	0	
Number Screened Out:	0	
Number Substantiated:	0	
Number Unsubstantiated:	0	
Number Active CPS Investigations:	0	


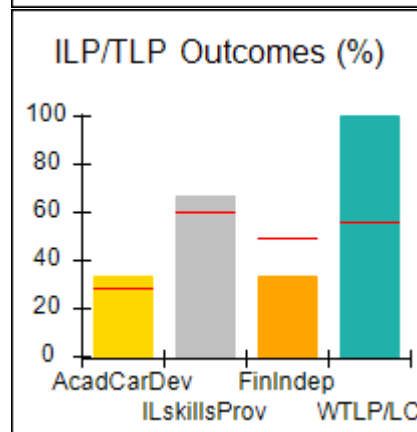
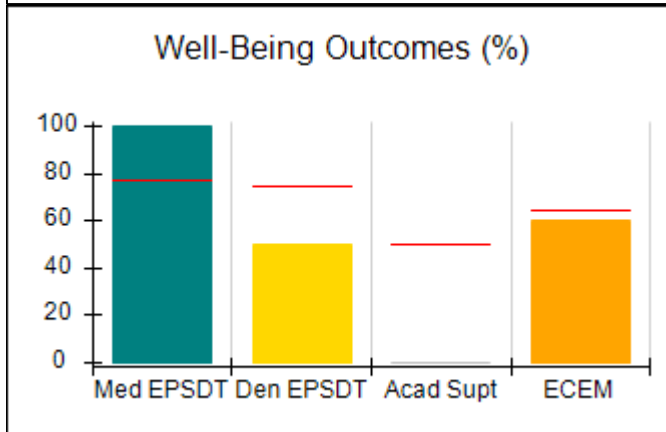
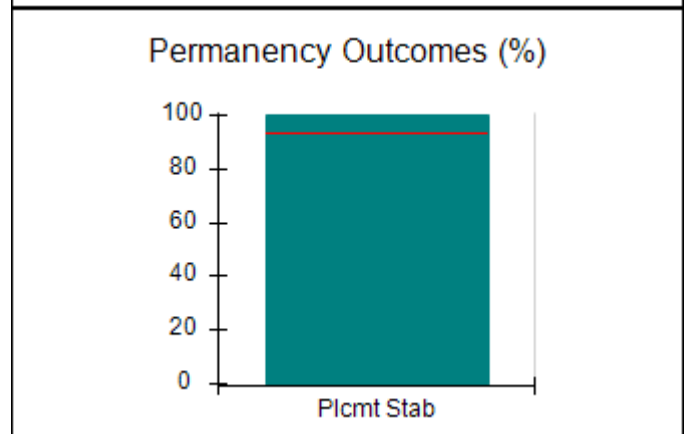
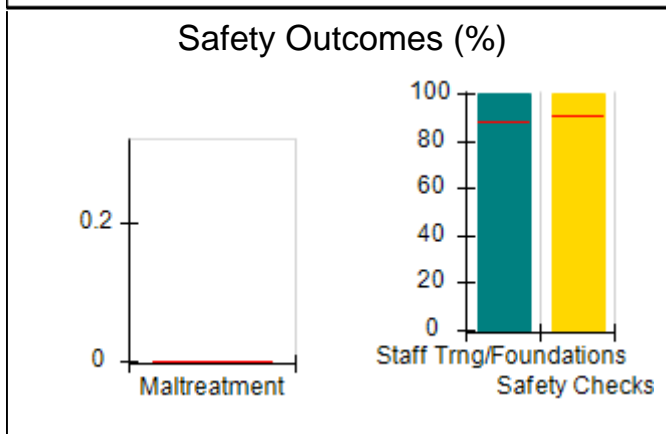
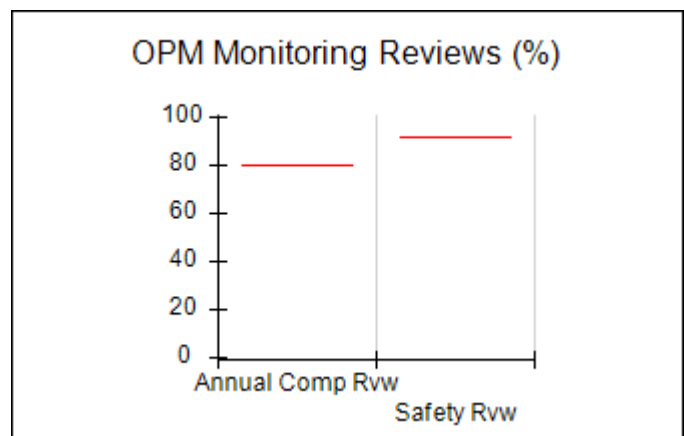
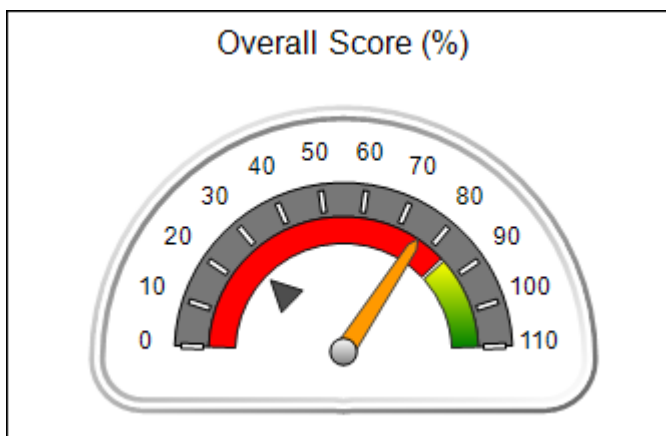


Performance-Based Placement Measures RBWO Provider GA+SCORECARD - ILP/TLP

Report Quarter: Q2 FY2019

Provider/Program Name: MorganBay Healthcare Provider, LLC - ILP (5376) - ILP			
6592 Port A Prince Dr., Forest Park, GA 30297	Quarterly Scores (Grades)		Current Quarter Score (Grade)
Phone: 678-382-9916	Q1: (N/A)	Q2: 75.88 (C)	75.88%
Vendor ID# 161825	Q3: N/A	Q4: N/A	(C)
Program Census Information:	# Children in Care During Quarter: 2	# Placements During Quarter: 2	# Children in Care On Last Day: 2
Quarterly Provider Comparisons to All ILP/TLPs			

▼ — indicates average for all ILP/TLPs





Performance-Based Placement Measures
RBWO Provider GA+SCORECARD - ILP/TLP

Report Quarter: Q2 FY2019

Provider/Program Name: MorganBay Healthcare Provider, LLC - ILP (5376) - ILP				
6592 Port A Prince Dr., Forest Park, GA 30297	Quarterly Scores (Grades)			Current Quarter Score (Grade)
Phone: 678-382-9916	Q1: (N/A)	Q2: 75.88 (C)	75.88%	
Vendor ID# 161825	Q3: N/A	Q4: N/A	(C)	
Program Census Information:		# Children in Care During Quarter: 2	# Placements During Quarter: 2	# Children in Care On Last Day: 2
	Avg Performance All ILP/TLPs (%)	Provider Performance (%)*	Possible Points (Weight)	Provider Points Earned
OPM Monitoring Reviews				
Annual Comprehensive Reviews	80%	Not Yet Conducted		
Safety Reviews	92%	Not Yet Conducted		
Monitoring Sub-Total				0.00
ILP/TLP Safety Outcomes				
Incidence of Maltreatment	0.00%	No Substantiated Reports	3	3.00
Staff Training/Foundations	88%	100%	5	5.00
Staff Safety Checks	90%	100%	5	5.00
Safety Sub-Total			13	13.00
ILP/TLP Permanency Outcomes				
Placement Stability	93%	100%	3	3.00
Permanency Sub-Total			3	3.00
ILP/TLP Well-Being Outcomes				
EPSDT Medical Visits	77%	100%	4	4.00
EPSDT Dental Visits	74%	50%	4	2.00
Academic Supports	50%	0%	2	0.00
Provider ECEM Visits	65%	60%	4	2.40
Placements with Siblings	16%	Not Eligible	Not Scored	Not Scored
Placements within Legal County	26%	0%	Not Scored	Not Scored
Well-Being Sub-Total			14	8.40
ILP/TLP Specialty Outcomes				
Academic/Career Development	28%	33%	10	3.30
Ind Living Skills Provision	60%	67%	15	10.05
Financial Independence	49%	33%	5	1.65
WTLP/Life Coach	56%	100%	15	15.00
Specialty Sub-Total			45	30.00
*Performance calculation descriptions can be found in the FY 2019 RBWO PBP Measurements and Standards Guide.				

Monitoring & Outcomes: Possible Points = 80

Points Earned = 54.40



Performance-Based Placement Measures

RBWO Provider GA+SCORECARD - ILP/TLP

Report Quarter: Q2 FY2019

Score Before Incentives Credit	72.53%
Incentives Awarded	03.35 pts
PBP Verification	N/A pts
Total Score	75.88%

Provider/Program Name: MorganBay Healthcare Provider, LLC - ILP (5376) - ILP				
Program Census Information:		# Children in Care During Quarter: 2	# Placements During Quarter: 2	# Children in Care On Last Day: 2
ILP/TLP Incentive Credits	Avg Performance All ILP/TLPs (Points)	Provider Performance (%)*	Possible Points (Weight)	Provider Points Earned
No DOC Involvement		0%	5	0.00
Community Connections		Not Eligible	4	
Positive Permanency Connections		Not Eligible	5	
HS Grad/GED/Prof or Trade Certificate/College		N/A	10/5/5/1	
Part-Time Employment with Medical Benefits		Not Eligible	10	
Living Arrangements at Discharge		Not Eligible	10	
Additional Academic Supports		0%	2	0.00
Additional IL Skills Provision		67%	5	3.35
Active Agency Accreditation		0%	4	0.00
Staff Clinical Licensure		0%	5	0.00
Incentives Total	9.71			3.35

*Performance calculation descriptions can be found in the FY 2019 RBWO PBP Measurements and Standards Guide.

Child Protective Services Investigations and Dispositions		
The following investigations data, which is not used for scoring but is considered significant to a provider's performance, is from Georgia SHINES and is not considered final or complete until the end of the fiscal year.		
Total Reports:	0	
Number Screened In:	0	
Number Screened Out:	0	
Number Substantiated:	0	
Number Unsubstantiated:	0	
Number Active CPS Investigations:	0	



Performance-Based Placement Measures RBWO Provider GA+SCORECARD - ILP/TLP

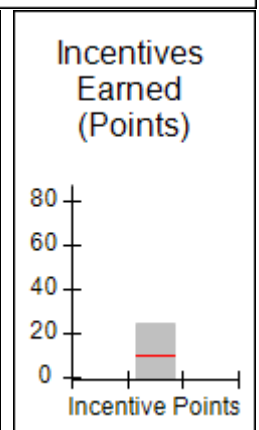
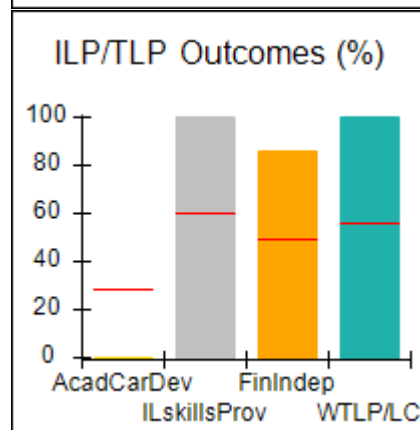
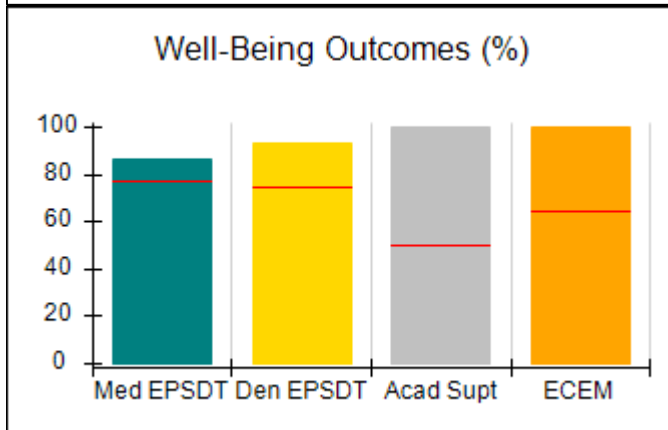
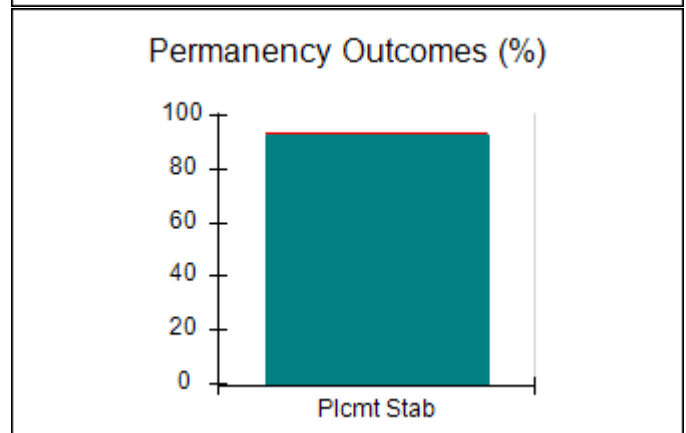
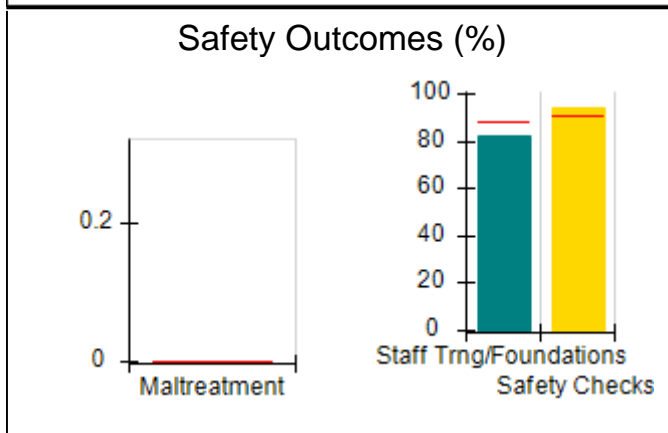
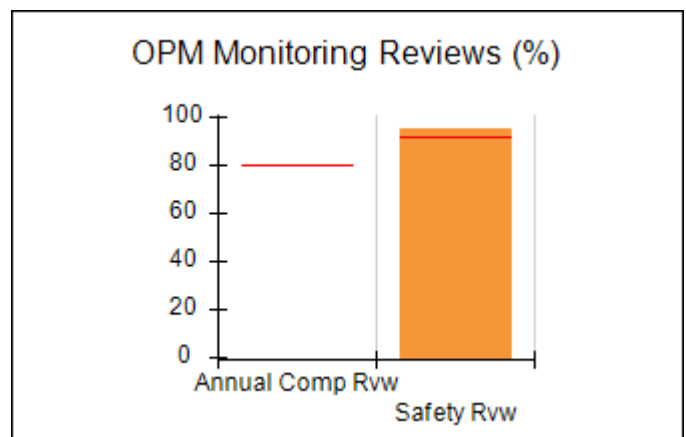
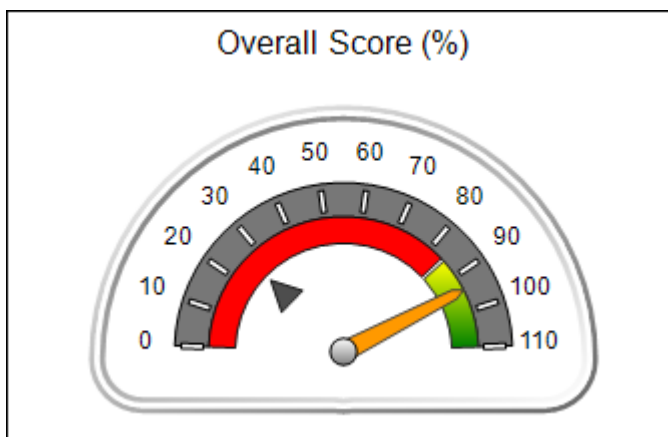
Report Quarter: Q2 FY2019

Provider/Program Name: Murphy-Harpst Children's Centers - TLP (Fletcher St. 2) (5230) - TLP

740 Fletcher St., Cedartown, GA 30125	Quarterly Scores (Grades)		Current Quarter Score (Grade)
Phone: 770-748-1500	Q1: 82.53 (B-)	Q2: 94.23 (A)	94.23%
Vendor ID# 144420	Q3: N/A	Q4: N/A	(A)
Program Census Information:	# Children in Care During Quarter: 15	# Placements During Quarter: 15	# Children in Care On Last Day: 13

Quarterly Provider Comparisons to All ILP/TLPs

▼ — indicates average for all ILP/TLPs





Performance-Based Placement Measures

RBWO Provider GA+SCORECARD - ILP/TLP

Report Quarter: Q2 FY2019

Provider/Program Name: Murphy-Harpst Children's Centers - TLP (Fletcher St. 2) (5230) - TLP

740 Fletcher St., Cedartown, GA 30125	Quarterly Scores (Grades)		Current Quarter Score (Grade)
Phone: 770-748-1500	Q1: 82.53 (B-)	Q2: 94.23 (A)	94.23%
Vendor ID# 144420	Q3: N/A	Q4: N/A	(A)

Program Census Information:	# Children in Care During Quarter: 15	# Placements During Quarter: 15	# Children in Care On Last Day: 13
-----------------------------	---------------------------------------	---------------------------------	------------------------------------

	Avg Performance All ILP/TLPs (%)	Provider Performance (%)*	Possible Points (Weight)	Provider Points Earned
--	---	----------------------------------	---------------------------------	-------------------------------

OPM Monitoring Reviews

Annual Comprehensive Reviews	80%	Not Yet Conducted		
Safety Reviews	92%	95%	10	9.54
Monitoring Sub-Total			10	9.54

ILP/TLP Safety Outcomes

Incidence of Maltreatment	0.00%	No Substantiated Reports	3	3.00
Staff Training/Foundations	88%	82%	5	4.10
Staff Safety Checks	90%	94%	5	4.70
Safety Sub-Total			13	11.80

ILP/TLP Permanency Outcomes

Placement Stability	93%	93%	3	2.79
Permanency Sub-Total			3	2.79

ILP/TLP Well-Being Outcomes

EPSDT Medical Visits	77%	86%	4	3.44
EPSDT Dental Visits	74%	93%	4	3.72
Academic Supports	50%	100%	2	2.00
Provider ECEM Visits	65%	100%	4	4.00
Placements with Siblings	16%	0%	Not Scored	Not Scored
Placements within Legal County	26%	0%	Not Scored	Not Scored
Well-Being Sub-Total			14	13.16

ILP/TLP Specialty Outcomes

Academic/Career Development	28%	0%	10	0.00
Ind Living Skills Provision	60%	100%	15	15.00
Financial Independence	49%	86%	5	4.30
WTLP/Life Coach	56%	100%	15	15.00
Specialty Sub-Total			45	34.30

*Performance calculation descriptions can be found in the FY 2019 RBWO PBP Measurements and Standards Guide.

Monitoring & Outcomes: Possible Points = 85

Points Earned = 71.59



Performance-Based Placement Measures

RBWO Provider GA+SCORECARD - ILP/TLP

Report Quarter: Q2 FY2019

Score Before Incentives Credit	84.23%
Incentives Awarded	10.00 pts
PBP Verification	N/A pts
Total Score	94.23%

Provider/Program Name: Murphy-Harpst Children's Centers - TLP (Fletcher St. 2) (5230) - TLP

Program Census Information:		# Children in Care During Quarter: 15	# Placements During Quarter: 15	# Children in Care On Last Day: 13
ILP/TLP Incentive Credits	Avg Performance All ILP/TLPs (Points)	Provider Performance (%)*	Possible Points (Weight)	Provider Points Earned
No DOC Involvement		97%	5	4.85
Community Connections		0%	4	0.00
Positive Permanency Connections		13%	5	0.65
HS Grad/GED/Prof or Trade Certificate/College		N/A	10/5/5/1	10.00
Part-Time Employment with Medical Benefits		0%	10	0.00
Living Arrangements at Discharge		0%	10	0.00
Additional Academic Supports		100%	2	2.00
Additional IL Skills Provision		97%	5	4.85
Active Agency Accreditation		50%	4	2.00
Staff Clinical Licensure		0%	5	0.00
Incentives Total	9.71			24.35

*Performance calculation descriptions can be found in the FY 2019 RBWO PBP Measurements and Standards Guide.

Child Protective Services Investigations and Dispositions

The following investigations data, which is not used for scoring but is considered significant to a provider's performance, is from Georgia SHINES and is not considered final or complete until the end of the fiscal year.

Total Reports:	8
Number Screened In:	1
Number Screened Out:	7
Number Substantiated:	0
Number Unsubstantiated:	2
Number Active CPS Investigations:	-1



Performance-Based Placement Measures RBWO Provider GA+SCORECARD - ILP/TLP

Report Quarter: Q2 FY2019

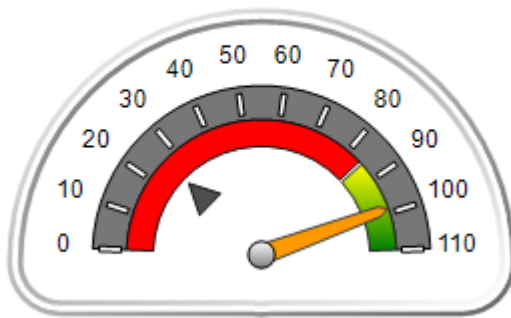
Provider/Program Name: North Georgia Angel House - ILP (5238) - ILP

101 Heritage Dr., Canton, GA 30114	Quarterly Scores (Grades)		Current Quarter Score (Grade)
Phone: 770-479-9555	Q1: 100.76 (A+)	Q2: 98.76 (A+)	98.76%
Vendor ID# 144051	Q3: N/A	Q4: N/A	(A+)
Program Census Information:	# Children in Care During Quarter: 0	# Placements During Quarter: 0	# Children in Care On Last Day: 0

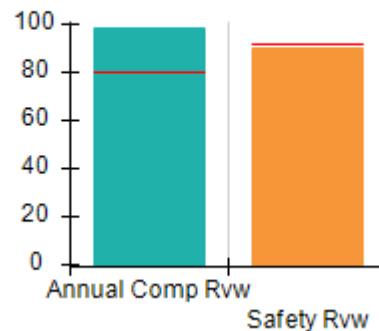
Quarterly Provider Comparisons to All ILP/TLPs

▼ — indicates average for all ILP/TLPs

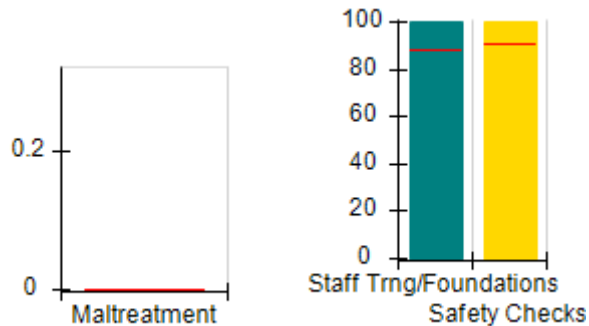
Overall Score (%)



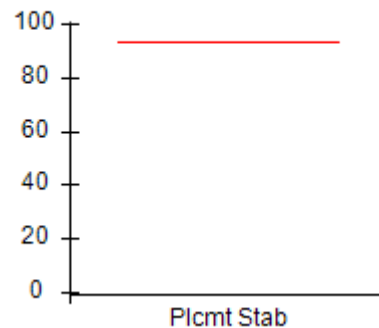
OPM Monitoring Reviews (%)



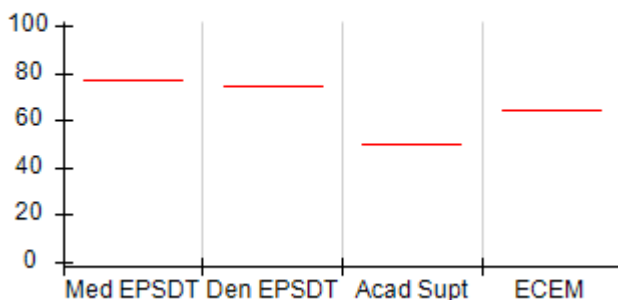
Safety Outcomes (%)



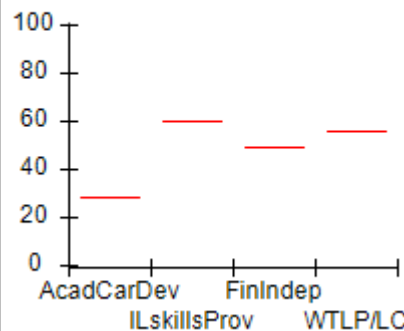
Permanency Outcomes (%)



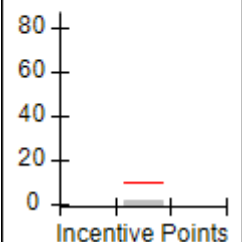
Well-Being Outcomes (%)



ILP/TLP Outcomes (%)



Incentives Earned (Points)





Performance-Based Placement Measures

RBWO Provider GA+SCORECARD - ILP/TLP

Report Quarter: Q2 FY2019

Provider/Program Name: North Georgia Angel House - ILP (5238) - ILP				
101 Heritage Dr., Canton, GA 30114		Quarterly Scores (Grades)		Current Quarter Score (Grade)
Phone: 770-479-9555		Q1: 100.76 (A+)	Q2: 98.76 (A+)	98.76%
Vendor ID# 144051		Q3: N/A	Q4: N/A	(A+)
Program Census Information:		# Children in Care During Quarter: 0	# Placements During Quarter: 0	# Children in Care On Last Day: 0
	Avg Performance All ILP/TLPs (%)	Provider Performance (%)*	Possible Points (Weight)	Provider Points Earned
OPM Monitoring Reviews				
Annual Comprehensive Reviews	80%	98%	15	14.77
Safety Reviews	92%	90%	10	9.00
Monitoring Sub-Total			25	23.77
ILP/TLP Safety Outcomes				
Incidence of Maltreatment	0.00%	Not Eligible		
Staff Training/Foundations	88%	100%	6.5	6.50
Staff Safety Checks	90%	100%	6.5	6.50
Safety Sub-Total			13	13.00
ILP/TLP Permanency Outcomes				
Placement Stability	93%	Not Eligible		
Permanency Sub-Total			N/A	
ILP/TLP Well-Being Outcomes				
EPSDT Medical Visits	77%	Not Eligible		
EPSDT Dental Visits	74%	Not Eligible		
Academic Supports	50%	Not Eligible		
Provider ECEM Visits	65%	Not Eligible		
Placements with Siblings	16%	Not Eligible	Not Scored	Not Scored
Placements within Legal County	26%	Not Eligible	Not Scored	Not Scored
Well-Being Sub-Total			N/A	
ILP/TLP Specialty Outcomes				
Academic/Career Development	28%	Not Eligible		
Ind Living Skills Provision	60%	Not Eligible		
Financial Independence	49%	Not Eligible		
WTLP/Life Coach	56%	Not Eligible		
Specialty Sub-Total			N/A	
*Performance calculation descriptions can be found in the FY 2019 RBWO PBP Measurements and Standards Guide.				
Monitoring & Outcomes: Possible Points = 33			Points Earned = 36.77	
Score Before Incentives Credit				96.76%

**Performance-Based Placement Measures**
RBWO Provider GA+SCORECARD - ILP/TLP

Report Quarter: Q2 FY2019

Incentives Awarded	02.00 pts
PBP Verification	N/A pts
Total Score	98.76%

Provider/Program Name: North Georgia Angel House - ILP (5238) - ILP

Program Census Information:		# Children in Care During Quarter: 0	# Placements During Quarter: 0	# Children in Care On Last Day: 0
ILP/TLP Incentive Credits	Avg Performance All ILP/TLPs (Points)	Provider Performance (%)*	Possible Points (Weight)	Provider Points Earned
No DOC Involvement		Not Eligible	5	
Community Connections		Not Eligible	4	
Positive Permanency Connections		Not Eligible	5	
HS Grad/GED/Prof or Trade Certificate/College		N/A	10/5/5/1	
Part-Time Employment with Medical Benefits		Not Eligible	10	
Living Arrangements at Discharge		Not Eligible	10	
Additional Academic Supports		Not Eligible	2	
Additional IL Skills Provision		Not Eligible	5	
Active Agency Accreditation		50%	4	2.00
Staff Clinical Licensure		0%	5	0.00
Incentives Total	9.71			2.00

*Performance calculation descriptions can be found in the FY 2019 RBWO PBP Measurements and Standards Guide.

Child Protective Services Investigations and Dispositions

The following investigations data, which is not used for scoring but is considered significant to a provider's performance, is from Georgia SHINES and is not considered final or complete until the end of the fiscal year.

Total Reports:	0	
Number Screened In:	0	
Number Screened Out:	0	
Number Substantiated:	0	
Number Unsubstantiated:	0	
Number Active CPS Investigations:	0	



Performance-Based Placement Measures

RBWO Provider GA+SCORECARD - ILP/TLP

Report Quarter: Q2 FY2019

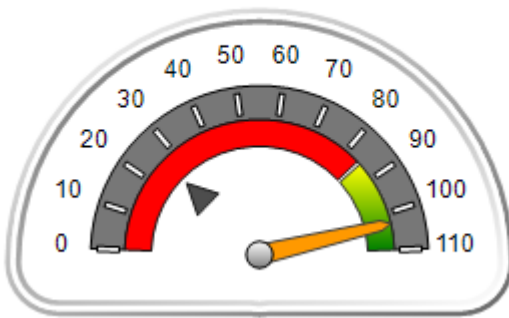
Provider/Program Name: North Georgia Angel House - TLP (5126) - TLP

2260 Sam Nelson Road, Canton, GA 30114	Quarterly Scores (Grades)		Current Quarter Score (Grade)
Phone: 770-479-9555	Q1: 100.12 (A+)	Q2: 102.90 (A+)	102.90%
Vendor ID# 108343	Q3: N/A	Q4: N/A	(A+)
Program Census Information:	# Children in Care During Quarter: 5	# Placements During Quarter: 5	# Children in Care On Last Day: 4

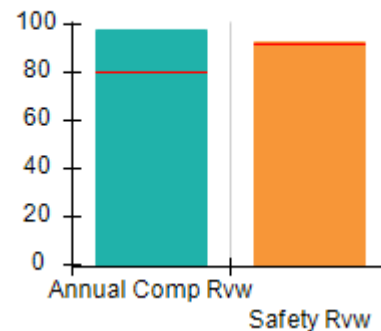
Quarterly Provider Comparisons to All ILP/TLPs

indicates average for all ILP/TLPs

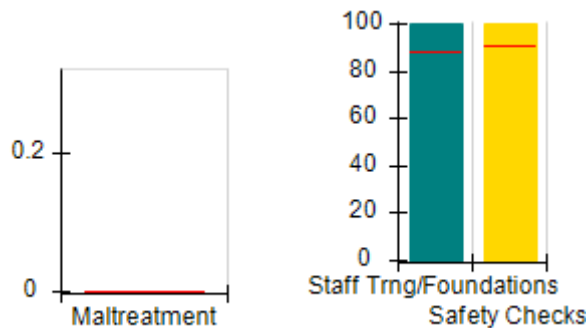
Overall Score (%)



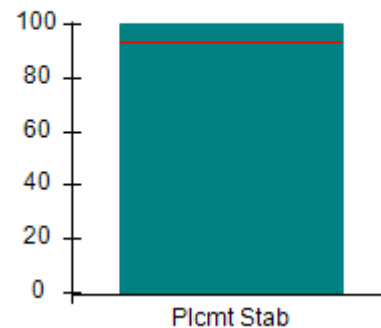
OPM Monitoring Reviews (%)



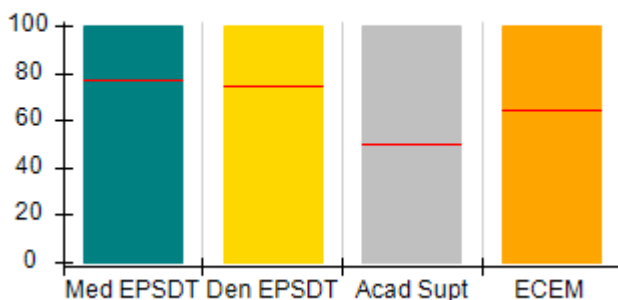
Safety Outcomes (%)



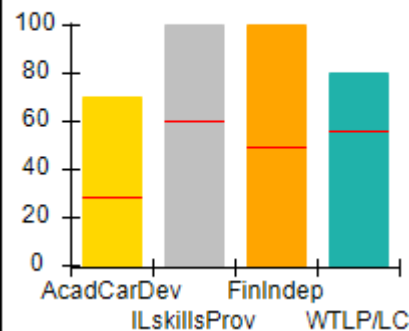
Permanency Outcomes (%)



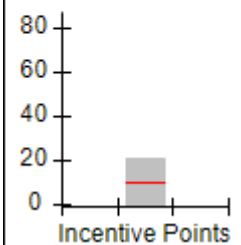
Well-Being Outcomes (%)



ILP/TLP Outcomes (%)



Incentives Earned (Points)





Performance-Based Placement Measures

RBWO Provider GA+SCORECARD - ILP/TLP

Report Quarter: Q2 FY2019

Provider/Program Name: North Georgia Angel House - TLP (5126) - TLP				
2260 Sam Nelson Road, Canton, GA 30114		Quarterly Scores (Grades)		Current Quarter Score (Grade)
Phone: 770-479-9555		Q1: 100.12 (A+)	Q2: 102.90 (A+)	102.90%
Vendor ID# 108343		Q3: N/A	Q4: N/A	(A+)
Program Census Information:		# Children in Care During Quarter: 5	# Placements During Quarter: 5	# Children in Care On Last Day: 4
	Avg Performance All ILP/TLPs (%)	Provider Performance (%)*	Possible Points (Weight)	Provider Points Earned
OPM Monitoring Reviews				
Annual Comprehensive Reviews	80%	97%	15	14.62
Safety Reviews	92%	93%	10	9.28
Monitoring Sub-Total			25	23.90
ILP/TLP Safety Outcomes				
Incidence of Maltreatment	0.00%	No Substantiated Reports	3	3.00
Staff Training/Foundations	88%	100%	5	5.00
Staff Safety Checks	90%	100%	5	5.00
Safety Sub-Total			13	13.00
ILP/TLP Permanency Outcomes				
Placement Stability	93%	100%	3	3.00
Permanency Sub-Total			3	3.00
ILP/TLP Well-Being Outcomes				
EPSDT Medical Visits	77%	100%	4	4.00
EPSDT Dental Visits	74%	100%	4	4.00
Academic Supports	50%	100%	2	2.00
Provider ECEM Visits	65%	100%	4	4.00
Placements with Siblings	16%	100%	Not Scored	Not Scored
Placements within Legal County	26%	50%	Not Scored	Not Scored
Well-Being Sub-Total			14	14.00
ILP/TLP Specialty Outcomes				
Academic/Career Development	28%	70%	10	7.00
Ind Living Skills Provision	60%	100%	15	15.00
Financial Independence	49%	100%	5	5.00
WTLP/Life Coach	56%	80%	15	12.00
Specialty Sub-Total			45	39.00
*Performance calculation descriptions can be found in the FY 2019 RBWO PBP Measurements and Standards Guide.				

Monitoring & Outcomes: Possible Points = 100

Points Earned = 92.90



Performance-Based Placement Measures

RBWO Provider GA+SCORECARD - ILP/TLP

Report Quarter: Q2 FY2019

Score Before Incentives Credit	92.90%
Incentives Awarded	10.00 pts
PBP Verification	N/A pts
Total Score	102.90%

Provider/Program Name: North Georgia Angel House - TLP (5126) - TLP				
Program Census Information:		# Children in Care During Quarter: 5	# Placements During Quarter: 5	# Children in Care On Last Day: 4
ILP/TLP Incentive Credits	Avg Performance All ILP/TLPs (Points)	Provider Performance (%)*	Possible Points (Weight)	Provider Points Earned
No DOC Involvement		100%	5	5.00
Community Connections		0%	4	0.00
Positive Permanency Connections		100%	5	5.00
HS Grad/GED/Prof or Trade Certificate/College		N/A	10/5/5/1	
Part-Time Employment with Medical Benefits		0%	10	0.00
Living Arrangements at Discharge		0%	10	0.00
Additional Academic Supports		100%	2	2.00
Additional IL Skills Provision		91%	5	4.55
Active Agency Accreditation		100%	4	4.00
Staff Clinical Licensure		0%	5	0.00
Incentives Total	9.71			20.55

*Performance calculation descriptions can be found in the FY 2019 RBWO PBP Measurements and Standards Guide.

Child Protective Services Investigations and Dispositions		
The following investigations data, which is not used for scoring but is considered significant to a provider's performance, is from Georgia SHINES and is not considered final or complete until the end of the fiscal year.		
Total Reports:	0	
Number Screened In:	0	
Number Screened Out:	0	
Number Substantiated:	0	
Number Unsubstantiated:	0	
Number Active CPS Investigations:	0	



Performance-Based Placement Measures RBWO Provider GA+SCORECARD - ILP/TLP

Report Quarter: Q2 FY2019

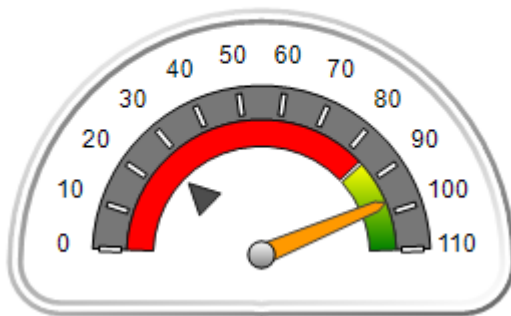
Provider/Program Name: Northstar Transition - (5252) - ILP

28 Carpenter Lane, Dahlonega, GA 30533	Quarterly Scores (Grades)		Current Quarter Score (Grade)
Phone: 770-364-9319	Q1: 89.47 (B+)	Q2: 97.07 (A+)	97.07%
Vendor ID# 150681	Q3: N/A	Q4: N/A	(A+)
Program Census Information:	# Children in Care During Quarter: 7	# Placements During Quarter: 7	# Children in Care On Last Day: 5

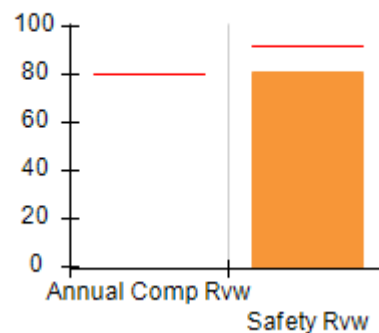
Quarterly Provider Comparisons to All ILP/TLPs

▼ — indicates average for all ILP/TLPs

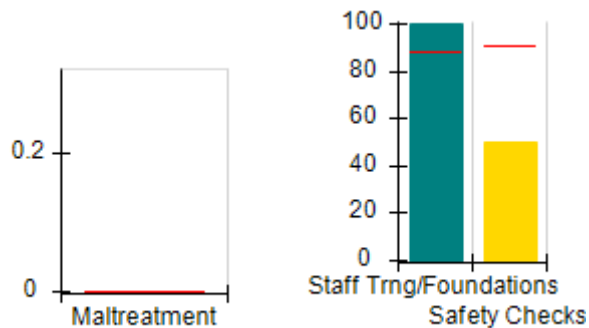
Overall Score (%)



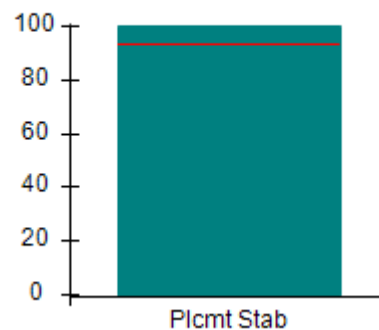
OPM Monitoring Reviews (%)



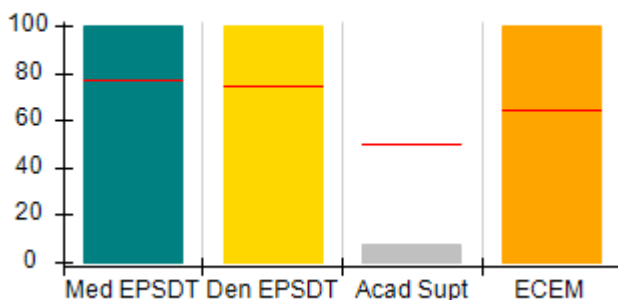
Safety Outcomes (%)



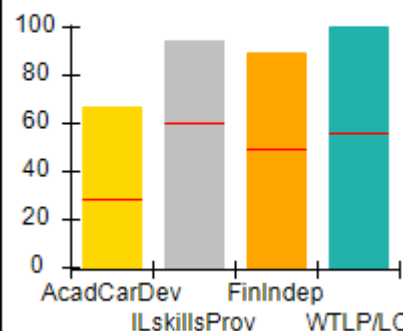
Permanency Outcomes (%)



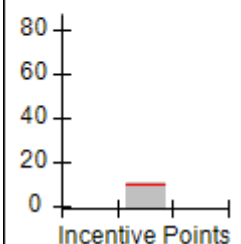
Well-Being Outcomes (%)



ILP/TLP Outcomes (%)



Incentives Earned (Points)





Performance-Based Placement Measures
RBWO Provider GA+SCORECARD - ILP/TLP

Report Quarter: Q2 FY2019

Provider/Program Name: Northstar Transition - (5252) - ILP				
28 Carpenter Lane, Dahlonega, GA 30533		Quarterly Scores (Grades)		Current Quarter Score (Grade)
Phone: 770-364-9319		Q1: 89.47 (B+)	Q2: 97.07 (A+)	97.07%
Vendor ID# 150681		Q3: N/A	Q4: N/A	(A+)
Program Census Information:		# Children in Care During Quarter: 7	# Placements During Quarter: 7	# Children in Care On Last Day: 5
	Avg Performance All ILP/TLPs (%)	Provider Performance (%)*	Possible Points (Weight)	Provider Points Earned
OPM Monitoring Reviews				
Annual Comprehensive Reviews	80%	Not Yet Conducted		
Safety Reviews	92%	81%	10	8.10
Monitoring Sub-Total			10	8.10
ILP/TLP Safety Outcomes				
Incidence of Maltreatment	0.00%	No Substantiated Reports	3	3.00
Staff Training/Foundations	88%	100%	5	5.00
Staff Safety Checks	90%	50%	5	2.50
Safety Sub-Total			13	10.50
ILP/TLP Permanency Outcomes				
Placement Stability	93%	100%	3	3.00
Permanency Sub-Total			3	3.00
ILP/TLP Well-Being Outcomes				
EPSDT Medical Visits	77%	100%	4	4.00
EPSDT Dental Visits	74%	100%	4	4.00
Academic Supports	50%	8%	2	0.16
Provider ECEM Visits	65%	100%	4	4.00
Placements with Siblings	16%	0%	Not Scored	Not Scored
Placements within Legal County	26%	0%	Not Scored	Not Scored
Well-Being Sub-Total			14	12.16
ILP/TLP Specialty Outcomes				
Academic/Career Development	28%	67%	10	6.70
Ind Living Skills Provision	60%	94%	15	14.10
Financial Independence	49%	89%	5	4.45
WTLP/Life Coach	56%	100%	15	15.00
Specialty Sub-Total			45	40.25
*Performance calculation descriptions can be found in the FY 2019 RBWO PBP Measurements and Standards Guide.				

Monitoring & Outcomes: Possible Points = 85

Points Earned = 74.01



Performance-Based Placement Measures

RBWO Provider GA+SCORECARD - ILP/TLP

Report Quarter: Q2 FY2019

Score Before Incentives Credit	87.07%
Incentives Awarded	10.00 pts
PBP Verification	N/A pts
Total Score	97.07%

Provider/Program Name: Northstar Transition - (5252) - ILP

Program Census Information:		# Children in Care During Quarter: 7	# Placements During Quarter: 7	# Children in Care On Last Day: 5
ILP/TLP Incentive Credits	Avg Performance All ILP/TLPs (Points)	Provider Performance (%)*	Possible Points (Weight)	Provider Points Earned
No DOC Involvement		100%	5	5.00
Community Connections		100%	4	4.00
Positive Permanency Connections		20%	5	1.00
HS Grad/GED/Prof or Trade Certificate/College		N/A	10/5/5/1	
Part-Time Employment with Medical Benefits		0%	10	0.00
Living Arrangements at Discharge		0%	10	0.00
Additional Academic Supports		0%	2	0.00
Additional IL Skills Provision		19%	5	0.95
Active Agency Accreditation		0%	4	0.00
Staff Clinical Licensure		0%	5	0.00
Incentives Total	9.71			10.95

*Performance calculation descriptions can be found in the FY 2019 RBWO PBP Measurements and Standards Guide.

Child Protective Services Investigations and Dispositions

The following investigations data, which is not used for scoring but is considered significant to a provider's performance, is from Georgia SHINES and is not considered final or complete until the end of the fiscal year.

Total Reports:	0	
Number Screened In:	0	
Number Screened Out:	0	
Number Substantiated:	0	
Number Unsubstantiated:	0	
Number Active CPS Investigations:	0	



Performance-Based Placement Measures RBWO Provider GA+SCORECARD - ILP/TLP

Report Quarter: Q2 FY2019

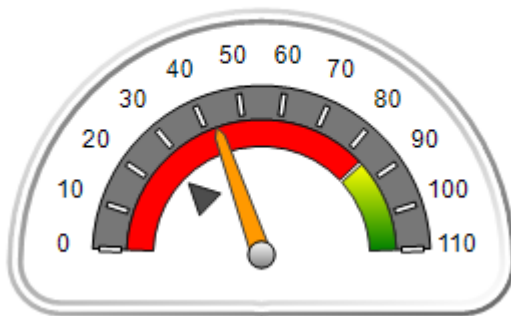
Provider/Program Name: Phoenix International, Inc. - (5256) - ILP

178 Moury Ave SW, Atlanta, GA 30315	Quarterly Scores (Grades)		Current Quarter Score (Grade)
Phone: 678-631-7473	Q1: 42.64 (F)	Q2: 42.90 (F)	42.90%
Vendor ID# 153026	Q3: N/A	Q4: N/A	(F)
Program Census Information:	# Children in Care During Quarter: 21	# Placements During Quarter: 21	# Children in Care On Last Day: 16

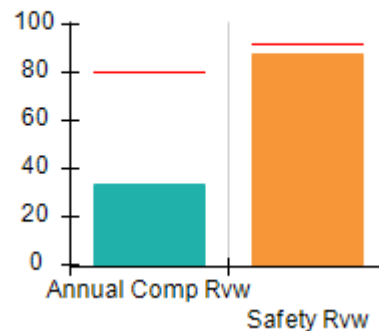
Quarterly Provider Comparisons to All ILP/TLPs

▼ — indicates average for all ILP/TLPs

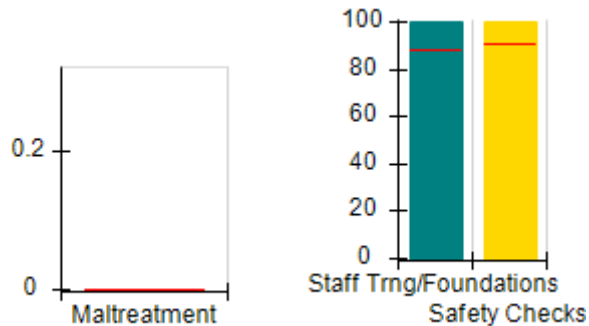
Overall Score (%)



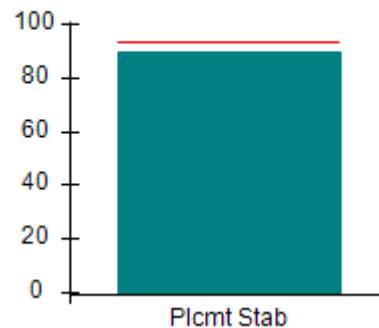
OPM Monitoring Reviews (%)



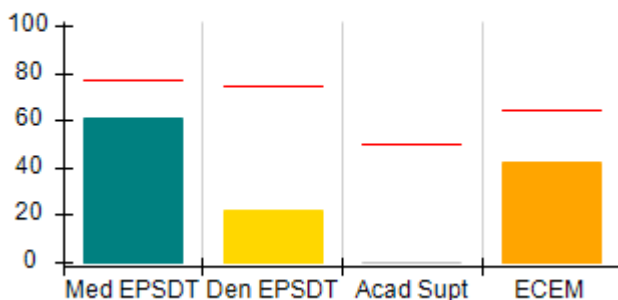
Safety Outcomes (%)



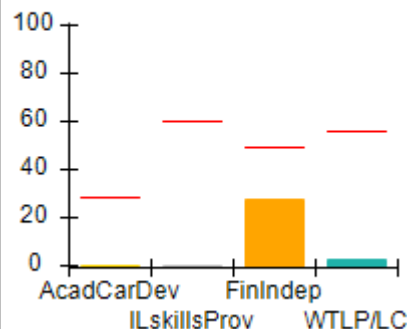
Permanency Outcomes (%)



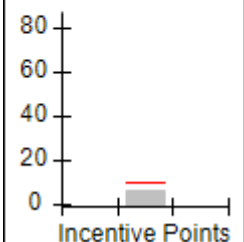
Well-Being Outcomes (%)



ILP/TLP Outcomes (%)



Incentives Earned (Points)





Performance-Based Placement Measures

RBWO Provider GA+SCORECARD - ILP/TLP

Report Quarter: Q2 FY2019

Provider/Program Name: Phoenix International, Inc. - (5256) - ILP				
178 Moury Ave SW, Atlanta, GA 30315		Quarterly Scores (Grades)		Current Quarter Score (Grade)
Phone: 678-631-7473		Q1: 42.64 (F)	Q2: 42.90 (F)	42.90%
Vendor ID# 153026		Q3: N/A	Q4: N/A	(F)
Program Census Information:		# Children in Care During Quarter: 21	# Placements During Quarter: 21	# Children in Care On Last Day: 16
	Avg Performance All ILP/TLPs (%)	Provider Performance (%)*	Possible Points (Weight)	Provider Points Earned
OPM Monitoring Reviews				
Annual Comprehensive Reviews	80%	33%	15	5.00
Safety Reviews	92%	88%	10	8.75
Monitoring Sub-Total			25	13.75
ILP/TLP Safety Outcomes				
Incidence of Maltreatment	0.00%	No Substantiated Reports	3	3.00
Staff Training/Foundations	88%	100%	5	5.00
Staff Safety Checks	90%	100%	5	5.00
Safety Sub-Total			13	13.00
ILP/TLP Permanency Outcomes				
Placement Stability	93%	90%	3	2.70
Permanency Sub-Total			3	2.70
ILP/TLP Well-Being Outcomes				
EPSDT Medical Visits	77%	61%	4	2.44
EPSDT Dental Visits	74%	22%	4	0.88
Academic Supports	50%	0%	2	0.00
Provider ECEM Visits	65%	42%	4	1.68
Placements with Siblings	16%	Not Eligible	Not Scored	Not Scored
Placements within Legal County	26%	67%	Not Scored	Not Scored
Well-Being Sub-Total			14	5.00
ILP/TLP Specialty Outcomes				
Academic/Career Development	28%	0%	10	0.00
Ind Living Skills Provision	60%	0%	15	0.00
Financial Independence	49%	27%	5	1.35
WTLP/Life Coach	56%	2%	15	0.30
Specialty Sub-Total			45	1.65
*Performance calculation descriptions can be found in the FY 2019 RBWO PBP Measurements and Standards Guide.				

Monitoring & Outcomes: Possible Points = 100

Points Earned = 36.10



Performance-Based Placement Measures

RBWO Provider GA+SCORECARD - ILP/TLP

Report Quarter: Q2 FY2019

Score Before Incentives Credit	36.10%
Incentives Awarded	06.80 pts
PBP Verification	N/A pts
Total Score	42.90%

Provider/Program Name: Phoenix International, Inc. - (5256) - ILP				
Program Census Information:		# Children in Care During Quarter: 21	# Placements During Quarter: 21	# Children in Care On Last Day: 16
ILP/TLP Incentive Credits	Avg Performance All ILP/TLPs (Points)	Provider Performance (%)*	Possible Points (Weight)	Provider Points Earned
No DOC Involvement		96%	5	4.80
Community Connections		0%	4	0.00
Positive Permanency Connections		0%	5	0.00
HS Grad/GED/Prof or Trade Certificate/College		N/A	10/5/5/1	
Part-Time Employment with Medical Benefits		20%	10	2.00
Living Arrangements at Discharge		0%	10	0.00
Additional Academic Supports		0%	2	0.00
Additional IL Skills Provision		0%	5	0.00
Active Agency Accreditation		0%	4	0.00
Staff Clinical Licensure		0%	5	0.00
Incentives Total	9.71			6.80

*Performance calculation descriptions can be found in the FY 2019 RBWO PBP Measurements and Standards Guide.

Child Protective Services Investigations and Dispositions		
The following investigations data, which is not used for scoring but is considered significant to a provider's performance, is from Georgia SHINES and is not considered final or complete until the end of the fiscal year.		
Total Reports:	1	
Number Screened In:	0	
Number Screened Out:	1	
Number Substantiated:	0	
Number Unsubstantiated:	0	
Number Active CPS Investigations:	0	



Performance-Based Placement Measures RBWO Provider GA+SCORECARD - ILP/TLP

Report Quarter: Q2 FY2019

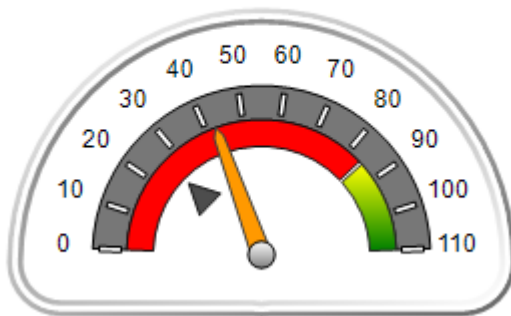
Provider/Program Name: Positive Growth - Clarkston ILP (5239) - ILP

977 Smith St., Clarkston, GA 30021	Quarterly Scores (Grades)		Current Quarter Score (Grade)
Phone: 404-292-6420	Q1: 41.06 (F)	Q2: 42.55 (F)	42.55%
Vendor ID# 143219	Q3: N/A	Q4: N/A	(F)
Program Census Information:	# Children in Care During Quarter: 1	# Placements During Quarter: 1	# Children in Care On Last Day: 1

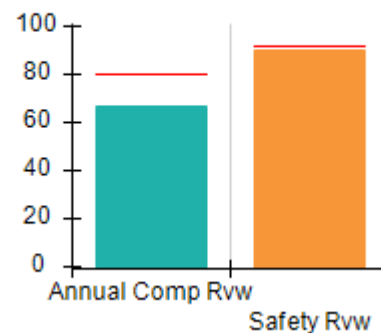
Quarterly Provider Comparisons to All ILP/TLPs

▼ — indicates average for all ILP/TLPs

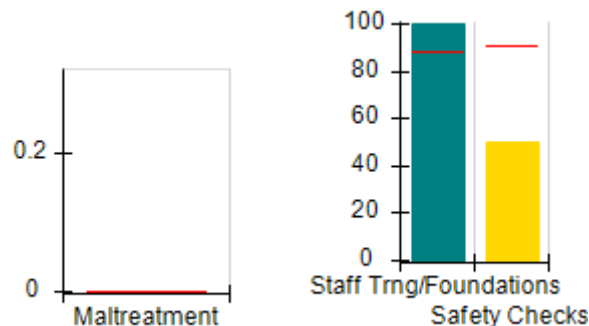
Overall Score (%)



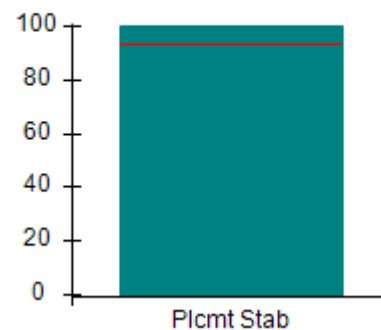
OPM Monitoring Reviews (%)



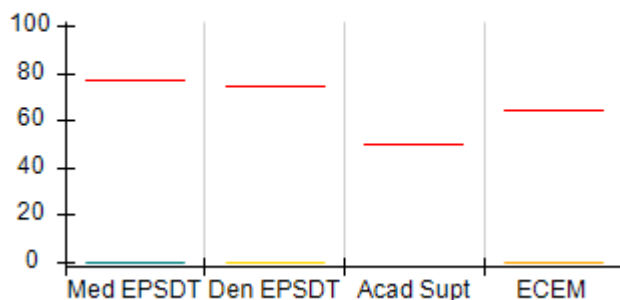
Safety Outcomes (%)



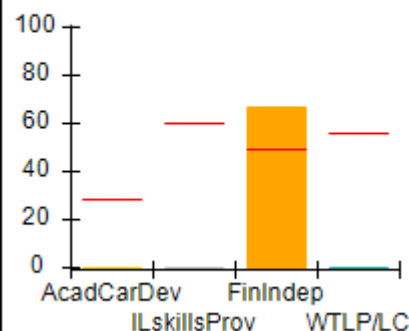
Permanency Outcomes (%)



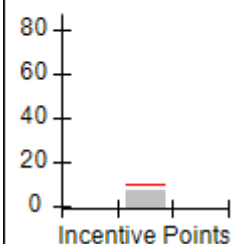
Well-Being Outcomes (%)



ILP/TLP Outcomes (%)



Incentives Earned (Points)





Performance-Based Placement Measures

RBWO Provider GA+SCORECARD - ILP/TLP

Report Quarter: Q2 FY2019

Provider/Program Name: Positive Growth - Clarkston ILP (5239) - ILP				
977 Smith St., Clarkston, GA 30021		Quarterly Scores (Grades)		Current Quarter Score (Grade)
Phone: 404-292-6420		Q1: 41.06 (F)	Q2: 42.55 (F)	42.55%
Vendor ID# 143219		Q3: N/A	Q4: N/A	(F)
Program Census Information:		# Children in Care During Quarter: 1	# Placements During Quarter: 1	# Children in Care On Last Day: 1
	Avg Performance All ILP/TLPs (%)	Provider Performance (%)*	Possible Points (Weight)	Provider Points Earned
OPM Monitoring Reviews				
Annual Comprehensive Reviews	80%	67%	15	10.07
Safety Reviews	92%	90%	10	9.03
Monitoring Sub-Total			25	19.10
ILP/TLP Safety Outcomes				
Incidence of Maltreatment	0.00%	Not Eligible		
Staff Training/Foundations	88%	100%	6.5	6.50
Staff Safety Checks	90%	50%	6.5	3.25
Safety Sub-Total			13	9.75
ILP/TLP Permanency Outcomes				
Placement Stability	93%	100%	3	3.00
Permanency Sub-Total			3	3.00
ILP/TLP Well-Being Outcomes				
EPSDT Medical Visits	77%	0%	4.7	0.00
EPSDT Dental Visits	74%	0%	4.7	0.00
Academic Supports	50%	Not Eligible		
Provider ECEM Visits	65%	0%	4.7	0.00
Placements with Siblings	16%	Not Eligible	Not Scored	Not Scored
Placements within Legal County	26%	Not Eligible	Not Scored	Not Scored
Well-Being Sub-Total			14	0.00
ILP/TLP Specialty Outcomes				
Academic/Career Development	28%	0%	10	0.00
Ind Living Skills Provision	60%	0%	15	0.00
Financial Independence	49%	67%	5	3.35
WTLP/Life Coach	56%	0%	15	0.00
Specialty Sub-Total			45	3.35
*Performance calculation descriptions can be found in the FY 2019 RBWO PBP Measurements and Standards Guide.				
Monitoring & Outcomes: Possible Points = 100			Points Earned = 35.20	
Score Before Incentives Credit				35.20%

**Performance-Based Placement Measures**
RBWO Provider GA+SCORECARD - ILP/TLP

Report Quarter: Q2 FY2019

Incentives Awarded	07.35 pts
PBP Verification	N/A pts
Total Score	42.55%

Provider/Program Name: Positive Growth - Clarkston ILP (5239) - ILP

Program Census Information:		# Children in Care During Quarter: 1	# Placements During Quarter: 1	# Children in Care On Last Day: 1
ILP/TLP Incentive Credits	Avg Performance All ILP/TLPs (Points)	Provider Performance (%)*	Possible Points (Weight)	Provider Points Earned
No DOC Involvement		67%	5	3.35
Community Connections		0%	4	0.00
Positive Permanency Connections		0%	5	0.00
HS Grad/GED/Prof or Trade Certificate/College		N/A	10/5/5/1	
Part-Time Employment with Medical Benefits		Not Eligible	10	
Living Arrangements at Discharge		Not Eligible	10	
Additional Academic Supports		Not Eligible	2	
Additional IL Skills Provision		0%	5	0.00
Active Agency Accreditation		100%	4	4.00
Staff Clinical Licensure		0%	5	0.00
Incentives Total	9.71			7.35

*Performance calculation descriptions can be found in the FY 2019 RBWO PBP Measurements and Standards Guide.

Child Protective Services Investigations and Dispositions

The following investigations data, which is not used for scoring but is considered significant to a provider's performance, is from Georgia SHINES and is not considered final or complete until the end of the fiscal year.

Total Reports:	0	
Number Screened In:	0	
Number Screened Out:	0	
Number Substantiated:	0	
Number Unsubstantiated:	0	
Number Active CPS Investigations:	0	


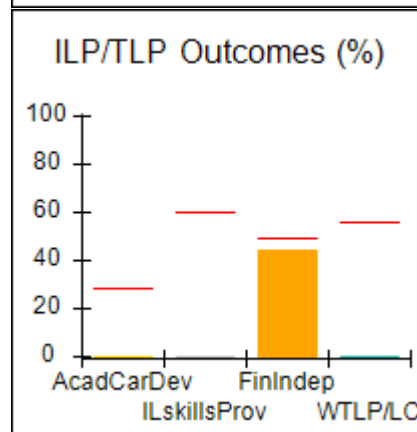
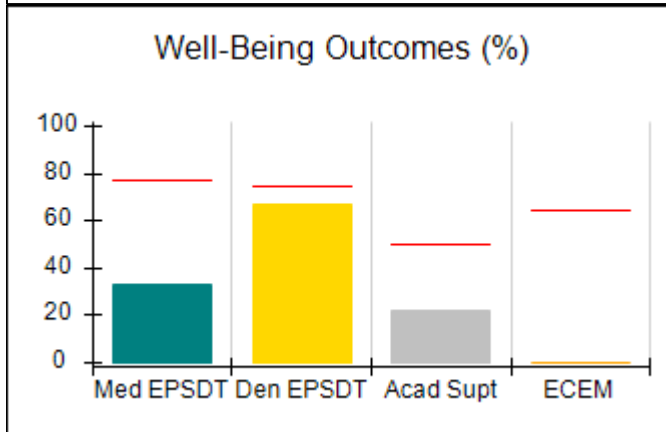
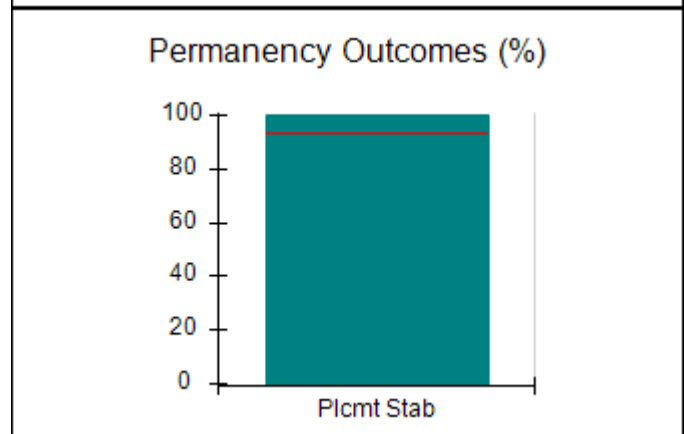
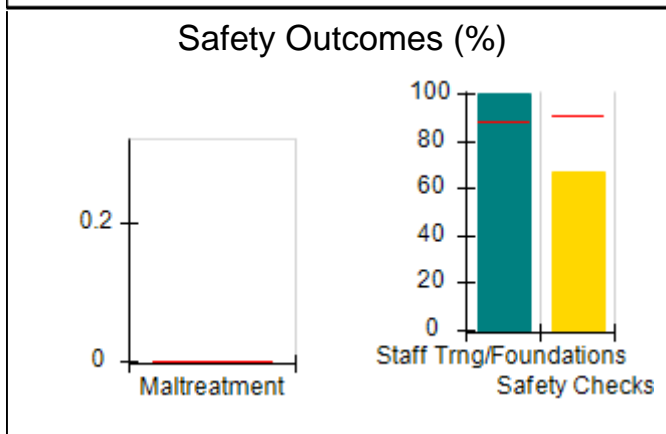
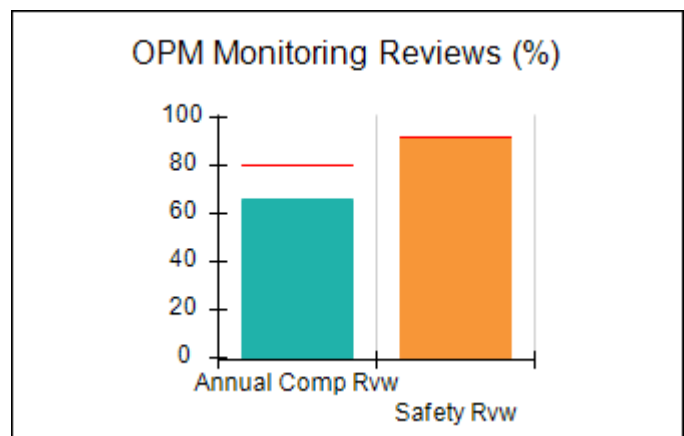
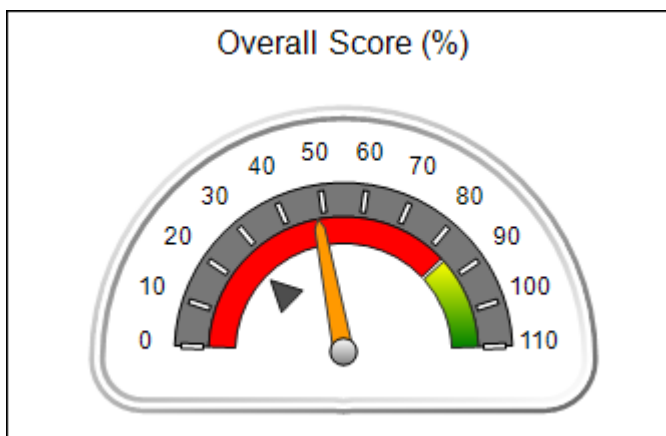


Performance-Based Placement Measures RBWO Provider GA+SCORECARD - ILP/TLP

Report Quarter: Q2 FY2019

Provider/Program Name: Positive Growth - Ponce de Leon Ave. II - ILP (955) - ILP			
4050 E Ponce de Leon Avenue, Clarkston, GA 30021	Quarterly Scores (Grades)		Current Quarter Score (Grade)
Phone: 404 292-6420	Q1: 50.22 (F)	Q2: 48.17 (F)	48.17%
Vendor ID# 71783	Q3: N/A	Q4: N/A	(F)
Program Census Information:	# Children in Care During Quarter: 3	# Placements During Quarter: 3	# Children in Care On Last Day: 3
Quarterly Provider Comparisons to All ILP/TLPs			

▼ — indicates average for all ILP/TLPs





Performance-Based Placement Measures

RBWO Provider GA+SCORECARD - ILP/TLP

Report Quarter: Q2 FY2019

Provider/Program Name: Positive Growth - Ponce de Leon Ave. II - ILP (955) - ILP				
4050 E Ponce de Leon Avenue, Clarkston, GA 30021		Quarterly Scores (Grades)		Current Quarter Score (Grade)
Phone: 404 292-6420		Q1: 50.22 (F)	Q2: 48.17 (F)	48.17%
Vendor ID# 71783		Q3: N/A	Q4: N/A	(F)
Program Census Information:		# Children in Care During Quarter: 3	# Placements During Quarter: 3	# Children in Care On Last Day: 3
	Avg Performance All ILP/TLPs (%)	Provider Performance (%)*	Possible Points (Weight)	Provider Points Earned
OPM Monitoring Reviews				
Annual Comprehensive Reviews	80%	66%	15	9.94
Safety Reviews	92%	92%	10	9.17
Monitoring Sub-Total			25	19.11
ILP/TLP Safety Outcomes				
Incidence of Maltreatment	0.00%	No Substantiated Reports	3	3.00
Staff Training/Foundations	88%	100%	5	5.00
Staff Safety Checks	90%	67%	5	3.35
Safety Sub-Total			13	11.35
ILP/TLP Permanency Outcomes				
Placement Stability	93%	100%	3	3.00
Permanency Sub-Total			3	3.00
ILP/TLP Well-Being Outcomes				
EPSDT Medical Visits	77%	33%	4	1.32
EPSDT Dental Visits	74%	67%	4	2.68
Academic Supports	50%	22%	2	0.44
Provider ECEM Visits	65%	0%	4	0.00
Placements with Siblings	16%	0%	Not Scored	Not Scored
Placements within Legal County	26%	Not Eligible	Not Scored	Not Scored
Well-Being Sub-Total			14	4.44
ILP/TLP Specialty Outcomes				
Academic/Career Development	28%	0%	10	0.00
Ind Living Skills Provision	60%	0%	15	0.00
Financial Independence	49%	44%	5	2.20
WTLP/Life Coach	56%	0%	15	0.00
Specialty Sub-Total			45	2.20
*Performance calculation descriptions can be found in the FY 2019 RBWO PBP Measurements and Standards Guide.				

Monitoring & Outcomes: Possible Points = 100

Points Earned = 40.10



Performance-Based Placement Measures

RBWO Provider GA+SCORECARD - ILP/TLP

Report Quarter: Q2 FY2019

Score Before Incentives Credit	40.10%
Incentives Awarded	08.07 pts
PBP Verification	N/A pts
Total Score	48.17%

Provider/Program Name: Positive Growth - Ponce de Leon Ave. II - ILP (955) - ILP

Program Census Information:		# Children in Care During Quarter: 3	# Placements During Quarter: 3	# Children in Care On Last Day: 3
ILP/TLP Incentive Credits	Avg Performance All ILP/TLPs (Points)	Provider Performance (%)*	Possible Points (Weight)	Provider Points Earned
No DOC Involvement		67%	5	3.35
Community Connections		0%	4	0.00
Positive Permanency Connections		50%	5	2.50
HS Grad/GED/Prof or Trade Certificate/College		N/A	10/5/5/1	
Part-Time Employment with Medical Benefits		Not Eligible	10	
Living Arrangements at Discharge		Not Eligible	10	
Additional Academic Supports		11%	2	0.22
Additional IL Skills Provision		0%	5	0.00
Active Agency Accreditation		50%	4	2.00
Staff Clinical Licensure		0%	5	0.00
Incentives Total	9.71			8.07

*Performance calculation descriptions can be found in the FY 2019 RBWO PBP Measurements and Standards Guide.

Child Protective Services Investigations and Dispositions

The following investigations data, which is not used for scoring but is considered significant to a provider's performance, is from Georgia SHINES and is not considered final or complete until the end of the fiscal year.

Total Reports:	0
Number Screened In:	0
Number Screened Out:	0
Number Substantiated:	0
Number Unsubstantiated:	0
Number Active CPS Investigations:	0



Performance-Based Placement Measures RBWO Provider GA+SCORECARD - ILP/TLP

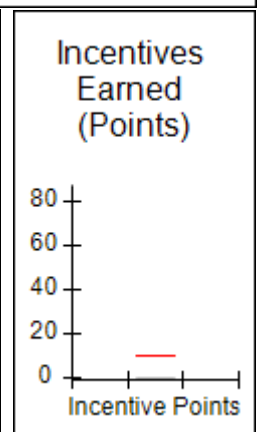
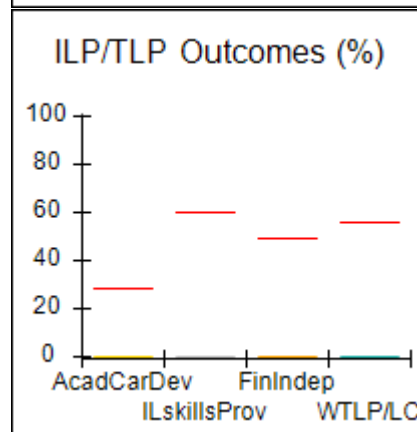
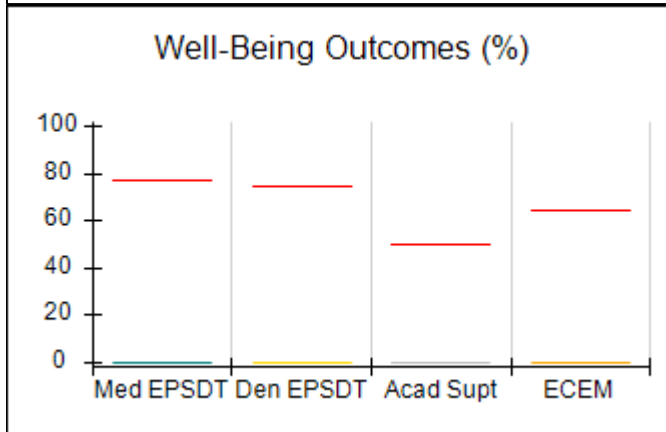
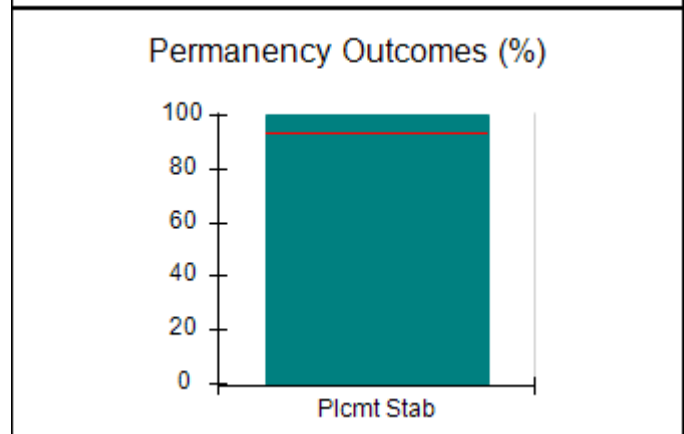
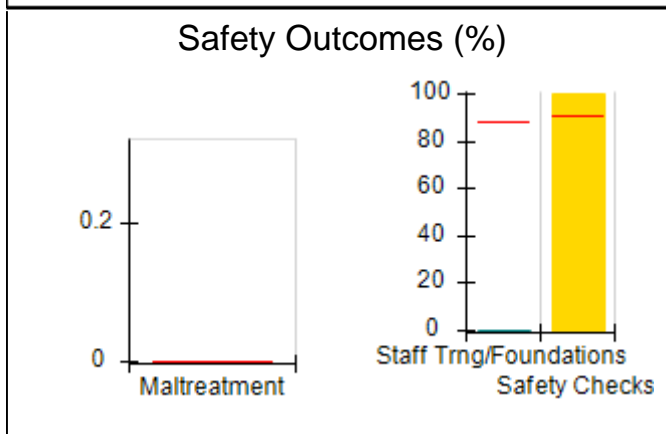
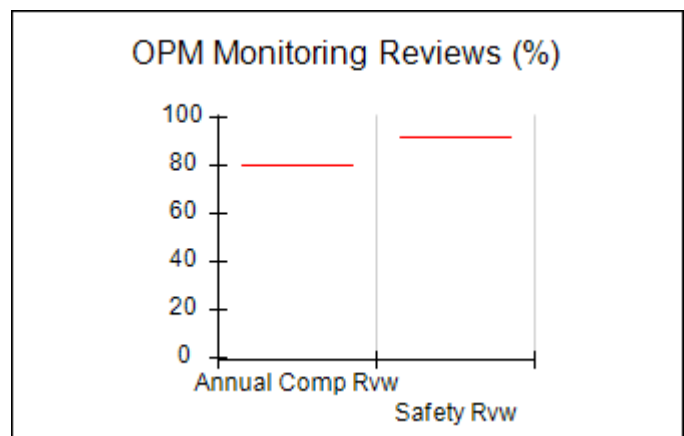
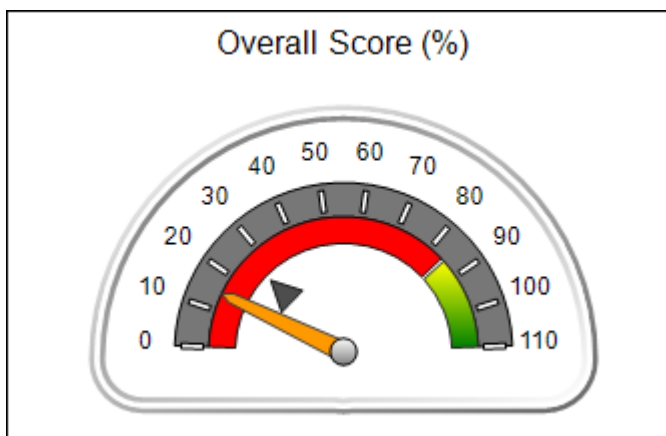
Report Quarter: Q2 FY2019

Provider/Program Name: Reaching Clarity, Inc. - (5329) - ILP

1371 Kimberly Way, Atlanta, GA 30331	Quarterly Scores (Grades)		Current Quarter Score (Grade)
Phone: 678-834-9107	Q1: 25.09 (F)	Q2: 14.67 (F)	14.67%
Vendor ID# 156337	Q3: N/A	Q4: N/A	(F)
Program Census Information:	# Children in Care During Quarter: 4	# Placements During Quarter: 4	# Children in Care On Last Day: 4

Quarterly Provider Comparisons to All ILP/TLPs

▼ — indicates average for all ILP/TLPs





Performance-Based Placement Measures RBWO Provider GA+SCORECARD - ILP/TLP

Report Quarter: Q2 FY2019

Provider/Program Name: Reaching Clarity, Inc. - (5329) - ILP

1371 Kimberly Way, Atlanta, GA 30331	Quarterly Scores (Grades)		Current Quarter Score (Grade)
Phone: 678-834-9107	Q1: 25.09 (F)	Q2: 14.67 (F)	14.67%
Vendor ID# 156337	Q3: N/A	Q4: N/A	(F)

Program Census Information:	# Children in Care During Quarter: 4	# Placements During Quarter: 4	# Children in Care On Last Day: 4
-----------------------------	--------------------------------------	--------------------------------	-----------------------------------

	Avg Performance All ILP/TLPs (%)	Provider Performance (%)*	Possible Points (Weight)	Provider Points Earned
--	----------------------------------	---------------------------	--------------------------	------------------------

OPM Monitoring Reviews

Annual Comprehensive Reviews	80%	Not Yet Conducted		
Safety Reviews	92%	Not Yet Conducted		
Monitoring Sub-Total				0.00

ILP/TLP Safety Outcomes

Incidence of Maltreatment	0.00%	No Substantiated Reports	3	3.00
Staff Training/Foundations	88%	0%	5	0.00
Staff Safety Checks	90%	100%	5	5.00
Safety Sub-Total			13	8.00

ILP/TLP Permanency Outcomes

Placement Stability	93%	100%	3	3.00
Permanency Sub-Total			3	3.00

ILP/TLP Well-Being Outcomes

EPSDT Medical Visits	77%	0%	4	0.00
EPSDT Dental Visits	74%	0%	4	0.00
Academic Supports	50%	0%	2	0.00
Provider ECEM Visits	65%	0%	4	0.00
Placements with Siblings	16%	Not Eligible	Not Scored	Not Scored
Placements within Legal County	26%	Not Eligible	Not Scored	Not Scored
Well-Being Sub-Total			14	0.00

ILP/TLP Specialty Outcomes

Academic/Career Development	28%	0%	10	0.00
Ind Living Skills Provision	60%	0%	15	0.00
Financial Independence	49%	0%	5	0.00
WTLP/Life Coach	56%	0%	15	0.00
Specialty Sub-Total			45	0.00

*Performance calculation descriptions can be found in the FY 2019 RBWO PBP Measurements and Standards Guide.

Monitoring & Outcomes: Possible Points = 80
Points Earned = 11.00



Performance-Based Placement Measures

RBWO Provider GA+SCORECARD - ILP/TLP

Report Quarter: Q2 FY2019

Score Before Incentives Credit	14.67%
Incentives Awarded	00.00 pts
PBP Verification	N/A pts
Total Score	14.67%

Provider/Program Name: Reaching Clarity, Inc. - (5329) - ILP				
Program Census Information:		# Children in Care During Quarter: 4	# Placements During Quarter: 4	# Children in Care On Last Day: 4
ILP/TLP Incentive Credits	Avg Performance All ILP/TLPs (Points)	Provider Performance (%)*	Possible Points (Weight)	Provider Points Earned
No DOC Involvement		0%	5	0.00
Community Connections		0%	4	0.00
Positive Permanency Connections		0%	5	0.00
HS Grad/GED/Prof or Trade Certificate/College		N/A	10/5/5/1	
Part-Time Employment with Medical Benefits		Not Eligible	10	
Living Arrangements at Discharge		Not Eligible	10	
Additional Academic Supports		0%	2	0.00
Additional IL Skills Provision		0%	5	0.00
Active Agency Accreditation		0%	4	0.00
Staff Clinical Licensure		0%	5	0.00
Incentives Total	9.71			0.00

*Performance calculation descriptions can be found in the FY 2019 RBWO PBP Measurements and Standards Guide.

Child Protective Services Investigations and Dispositions		
The following investigations data, which is not used for scoring but is considered significant to a provider's performance, is from Georgia SHINES and is not considered final or complete until the end of the fiscal year.		
Total Reports:	0	
Number Screened In:	0	
Number Screened Out:	0	
Number Substantiated:	0	
Number Unsubstantiated:	0	
Number Active CPS Investigations:	0	

**Performance-Based Placement Measures**
RBWO Provider GA+SCORECARD - ILP/TLP

Report Quarter: Q2 FY2019

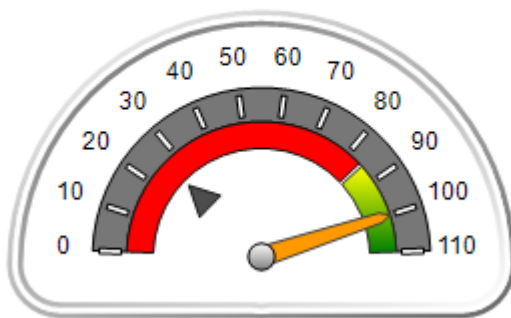
Provider/Program Name: RMB Hospitality - Jonesboro (5331) - ILP

1 Magnolia Circle, Jonesboro, GA 30236	Quarterly Scores (Grades)		Current Quarter Score (Grade)
Phone: 706-366-9316	Q1: 69.38 (D+)	Q2: 100.00 (A+)	100.00%
Vendor ID# 156825	Q3: N/A	Q4: N/A	(A+)
Program Census Information:	# Children in Care During Quarter: 0	# Placements During Quarter: 0	# Children in Care On Last Day: 0

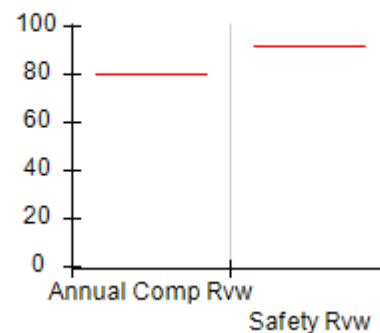
Quarterly Provider Comparisons to All ILP/TLPs

▼ — indicates average for all ILP/TLPs

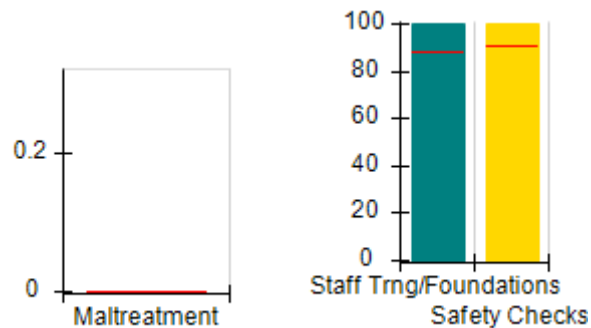
Overall Score (%)



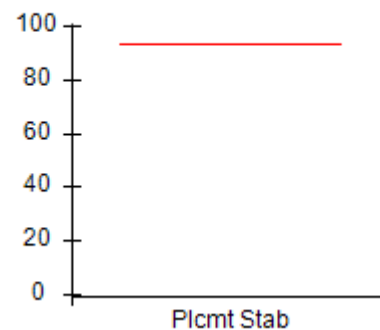
OPM Monitoring Reviews (%)



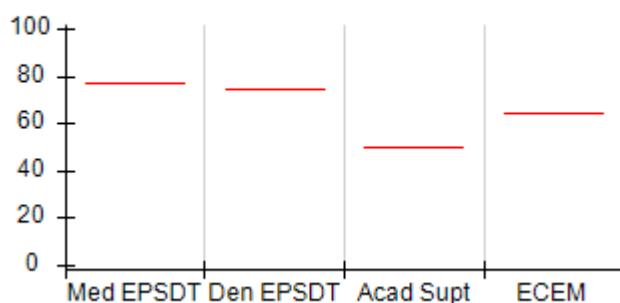
Safety Outcomes (%)



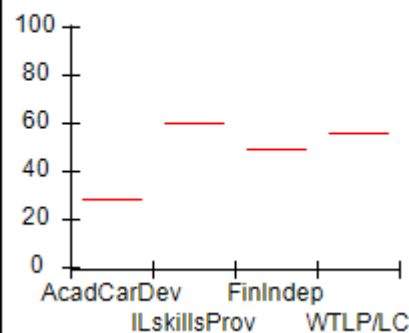
Permanency Outcomes (%)



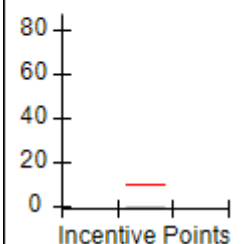
Well-Being Outcomes (%)



ILP/TLP Outcomes (%)



Incentives Earned (Points)





Performance-Based Placement Measures

RBWO Provider GA+SCORECARD - ILP/TLP

Report Quarter: Q2 FY2019

Provider/Program Name: RMB Hospitality - Jonesboro (5331) - ILP				
1 Magnolia Circle, Jonesboro, GA 30236		Quarterly Scores (Grades)		Current Quarter Score (Grade)
Phone: 706-366-9316		Q1: 69.38 (D+)	Q2: 100.00 (A+)	100.00%
Vendor ID# 156825		Q3: N/A	Q4: N/A	(A+)
Program Census Information:		# Children in Care During Quarter: 0	# Placements During Quarter: 0	# Children in Care On Last Day: 0
	Avg Performance All ILP/TLPs (%)	Provider Performance (%)*	Possible Points (Weight)	Provider Points Earned
OPM Monitoring Reviews				
Annual Comprehensive Reviews	80%	Not Yet Conducted		
Safety Reviews	92%	Not Yet Conducted		
Monitoring Sub-Total				0.00
ILP/TLP Safety Outcomes				
Incidence of Maltreatment	0.00%	Not Eligible		
Staff Training/Foundations	88%	100%	6.5	6.50
Staff Safety Checks	90%	100%	6.5	6.50
Safety Sub-Total			13	13.00
ILP/TLP Permanency Outcomes				
Placement Stability	93%	Not Eligible		
Permanency Sub-Total			N/A	
ILP/TLP Well-Being Outcomes				
EPSDT Medical Visits	77%	Not Eligible		
EPSDT Dental Visits	74%	Not Eligible		
Academic Supports	50%	Not Eligible		
Provider ECEM Visits	65%	Not Eligible		
Placements with Siblings	16%	Not Eligible	Not Scored	Not Scored
Placements within Legal County	26%	Not Eligible	Not Scored	Not Scored
Well-Being Sub-Total			N/A	
ILP/TLP Specialty Outcomes				
Academic/Career Development	28%	Not Eligible		
Ind Living Skills Provision	60%	Not Eligible		
Financial Independence	49%	Not Eligible		
WTLP/Life Coach	56%	Not Eligible		
Specialty Sub-Total			N/A	
*Performance calculation descriptions can be found in the FY 2019 RBWO PBP Measurements and Standards Guide.				
Monitoring & Outcomes: Possible Points = 13			Points Earned = 13.00	
Score Before Incentives Credit			100.00%	



Performance-Based Placement Measures

RBWO Provider GA+SCORECARD - ILP/TLP

Report Quarter: Q2 FY2019

Incentives Awarded	00.00 pts
PBP Verification	N/A pts
Total Score	100.00%

Provider/Program Name: RMB Hospitality - Jonesboro (5331) - ILP

Program Census Information:		# Children in Care During Quarter: 0	# Placements During Quarter: 0	# Children in Care On Last Day: 0
ILP/TLP Incentive Credits	Avg Performance All ILP/TLPs (Points)	Provider Performance (%)*	Possible Points (Weight)	Provider Points Earned
No DOC Involvement		Not Eligible	5	
Community Connections		Not Eligible	4	
Positive Permanency Connections		Not Eligible	5	
HS Grad/GED/Prof or Trade Certificate/College		N/A	10/5/5/1	
Part-Time Employment with Medical Benefits		Not Eligible	10	
Living Arrangements at Discharge		Not Eligible	10	
Additional Academic Supports		Not Eligible	2	
Additional IL Skills Provision		Not Eligible	5	
Active Agency Accreditation		0%	4	0.00
Staff Clinical Licensure		0%	5	0.00
Incentives Total	9.71			0.00

*Performance calculation descriptions can be found in the FY 2019 RBWO PBP Measurements and Standards Guide.

Child Protective Services Investigations and Dispositions

The following investigations data, which is not used for scoring but is considered significant to a provider's performance, is from Georgia SHINES and is not considered final or complete until the end of the fiscal year.

Total Reports:	0	
Number Screened In:	0	
Number Screened Out:	0	
Number Substantiated:	0	
Number Unsubstantiated:	0	
Number Active CPS Investigations:	0	



Performance-Based Placement Measures

RBWO Provider GA+SCORECARD - ILP/TLP

Report Quarter: Q2 FY2019

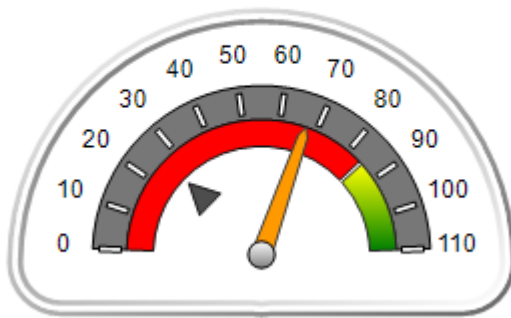
Provider/Program Name: RMB Hospitality - Morrow (5243) - ILP

5651 Handley Blvd, Morrow, GA 30260	Quarterly Scores (Grades)		Current Quarter Score (Grade)
Phone: 7063669316	Q1: 68.31 (D+)	Q2: 67.08 (D+)	67.08%
Vendor ID# 143424	Q3: N/A	Q4: N/A	(D+)
Program Census Information:	# Children in Care During Quarter: 3	# Placements During Quarter: 3	# Children in Care On Last Day: 2

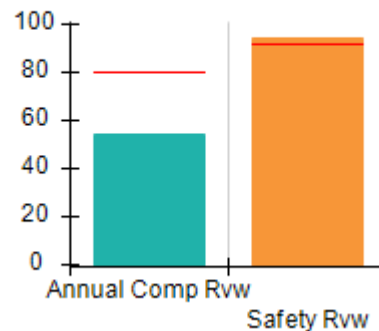
Quarterly Provider Comparisons to All ILP/TLPs

indicates average for all ILP/TLPs

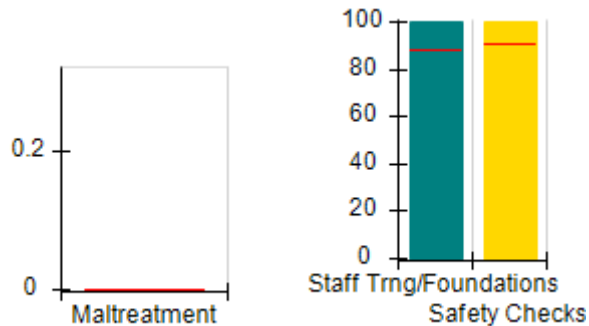
Overall Score (%)



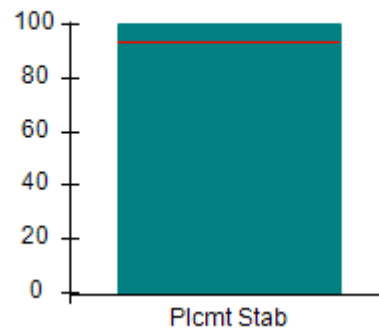
OPM Monitoring Reviews (%)



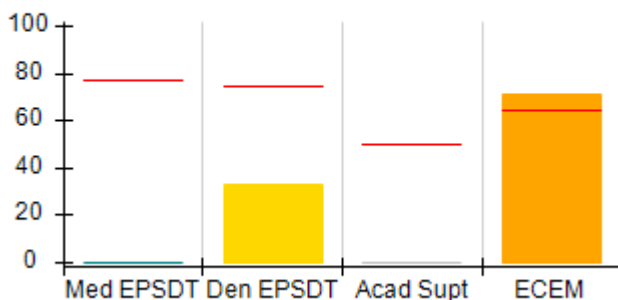
Safety Outcomes (%)



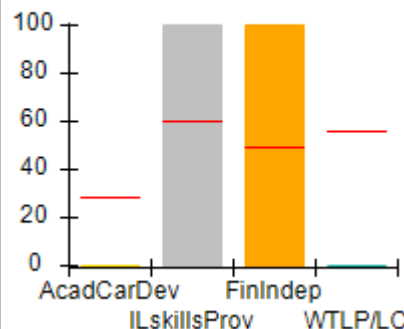
Permanency Outcomes (%)



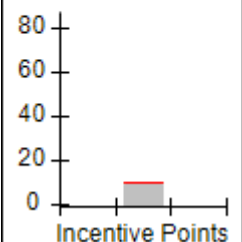
Well-Being Outcomes (%)



ILP/TLP Outcomes (%)



Incentives Earned (Points)





Performance-Based Placement Measures

RBWO Provider GA+SCORECARD - ILP/TLP

Report Quarter: Q2 FY2019

Provider/Program Name: RMB Hospitality - Morrow (5243) - ILP				
5651 Handley Blvd, Morrow, GA 30260		Quarterly Scores (Grades)		Current Quarter Score (Grade)
Phone: 7063669316		Q1: 68.31 (D+)	Q2: 67.08 (D+)	67.08%
Vendor ID# 143424		Q3: N/A	Q4: N/A	(D+)
Program Census Information:		# Children in Care During Quarter: 3	# Placements During Quarter: 3	# Children in Care On Last Day: 2
	Avg Performance All ILP/TLPs (%)	Provider Performance (%)*	Possible Points (Weight)	Provider Points Earned
OPM Monitoring Reviews				
Annual Comprehensive Reviews	80%	55%	15	8.19
Safety Reviews	92%	94%	10	9.43
Monitoring Sub-Total			25	17.62
ILP/TLP Safety Outcomes				
Incidence of Maltreatment	0.00%	Not Eligible		
Staff Training/Foundations	88%	100%	6.5	6.50
Staff Safety Checks	90%	100%	6.5	6.50
Safety Sub-Total			13	13.00
ILP/TLP Permanency Outcomes				
Placement Stability	93%	100%	3	3.00
Permanency Sub-Total			3	3.00
ILP/TLP Well-Being Outcomes				
EPSDT Medical Visits	77%	0%	4	0.00
EPSDT Dental Visits	74%	33%	4	1.32
Academic Supports	50%	0%	2	0.00
Provider ECEM Visits	65%	71%	4	2.84
Placements with Siblings	16%	0%	Not Scored	Not Scored
Placements within Legal County	26%	Not Eligible	Not Scored	Not Scored
Well-Being Sub-Total			14	4.16
ILP/TLP Specialty Outcomes				
Academic/Career Development	28%	0%	10	0.00
Ind Living Skills Provision	60%	100%	15	15.00
Financial Independence	49%	100%	5	5.00
WTLP/Life Coach	56%	0%	15	0.00
Specialty Sub-Total			45	20.00
*Performance calculation descriptions can be found in the FY 2019 RBWO PBP Measurements and Standards Guide.				
Monitoring & Outcomes: Possible Points = 100			Points Earned = 57.78	
Score Before Incentives Credit			57.78%	



Performance-Based Placement Measures

RBWO Provider GA+SCORECARD - ILP/TLP

Report Quarter: Q2 FY2019

Incentives Awarded	09.30 pts
PBP Verification	N/A pts
Total Score	67.08%

Provider/Program Name: RMB Hospitality - Morrow (5243) - ILP

Program Census Information:		# Children in Care During Quarter: 3	# Placements During Quarter: 3	# Children in Care On Last Day: 2
ILP/TLP Incentive Credits	Avg Performance All ILP/TLPs (Points)	Provider Performance (%)*	Possible Points (Weight)	Provider Points Earned
No DOC Involvement		100%	5	5.00
Community Connections		0%	4	0.00
Positive Permanency Connections		0%	5	0.00
HS Grad/GED/Prof or Trade Certificate/College		N/A	10/5/5/1	
Part-Time Employment with Medical Benefits		0%	10	0.00
Living Arrangements at Discharge		0%	10	0.00
Additional Academic Supports		0%	2	0.00
Additional IL Skills Provision		86%	5	4.30
Active Agency Accreditation		0%	4	0.00
Staff Clinical Licensure		0%	5	0.00
Incentives Total	9.71			9.30

*Performance calculation descriptions can be found in the FY 2019 RBWO PBP Measurements and Standards Guide.

Child Protective Services Investigations and Dispositions

The following investigations data, which is not used for scoring but is considered significant to a provider's performance, is from Georgia SHINES and is not considered final or complete until the end of the fiscal year.

Total Reports:	0	
Number Screened In:	0	
Number Screened Out:	0	
Number Substantiated:	0	
Number Unsubstantiated:	0	
Number Active CPS Investigations:	0	



Performance-Based Placement Measures RBWO Provider GA+SCORECARD - ILP/TLP

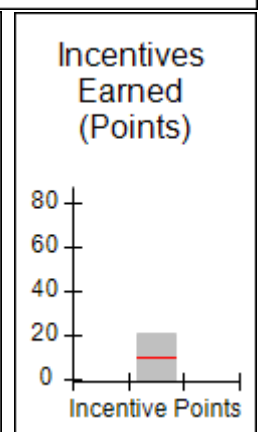
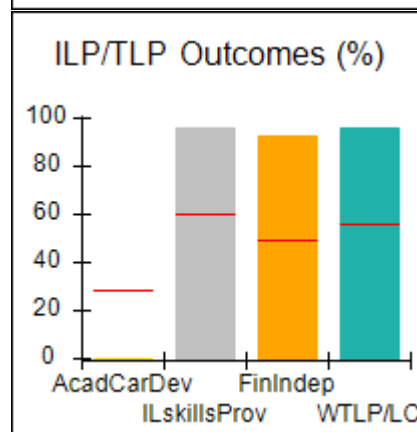
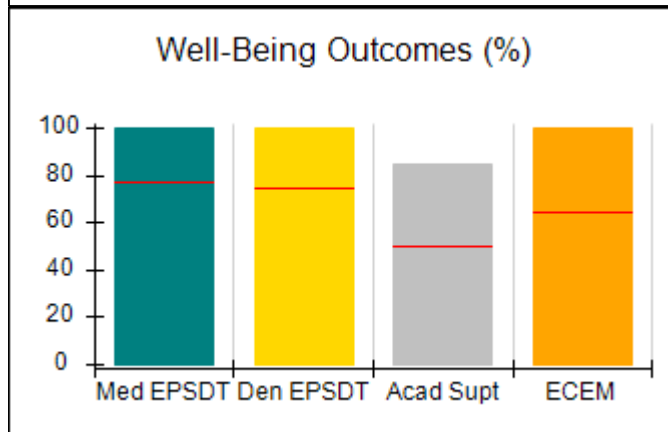
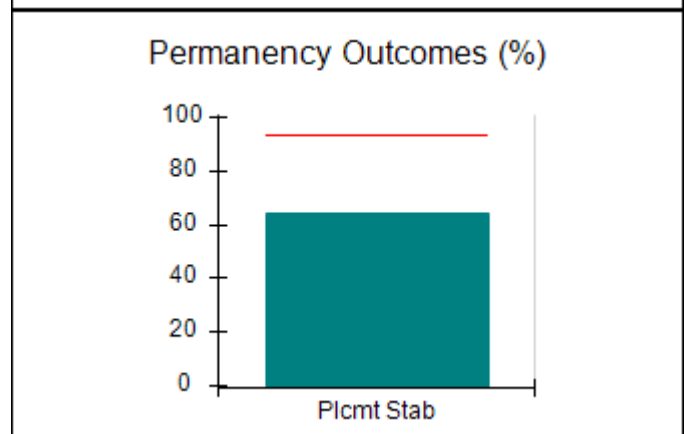
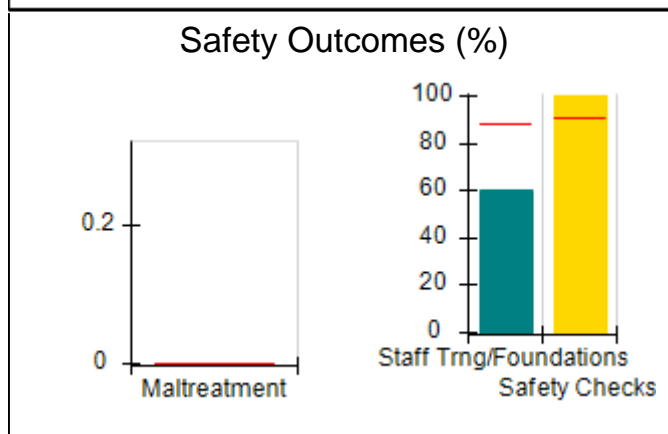
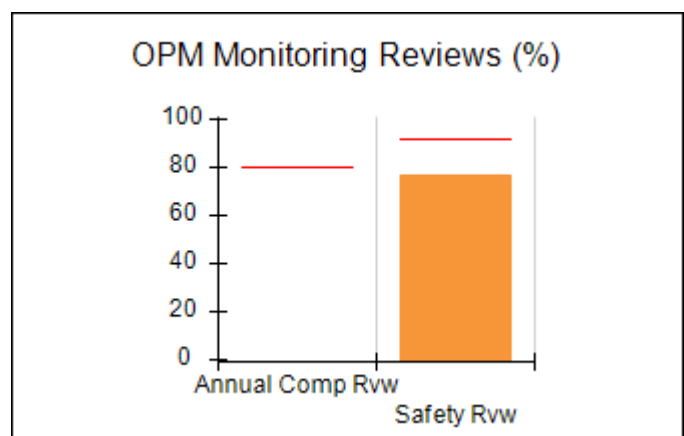
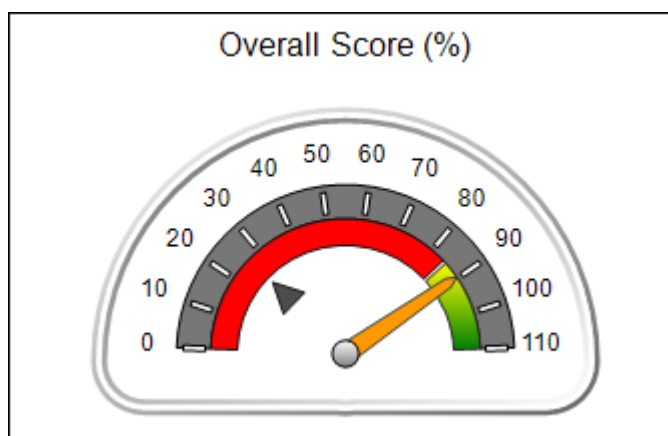
Report Quarter: Q2 FY2019

Provider/Program Name: Rosaleana's Community Development Center Inc. - (5270) - ILP

3350 Mount Gilead , Atlanta, GA 30311	Quarterly Scores (Grades)		Current Quarter Score (Grade)
Phone: 404-863-7444	Q1: 94.80 (A)	Q2: 89.69 (B+)	89.69%
Vendor ID# 95869	Q3: N/A	Q4: N/A	(B+)
Program Census Information:	# Children in Care During Quarter: 14	# Placements During Quarter: 14	# Children in Care On Last Day: 6

Quarterly Provider Comparisons to All ILP/TLPs

▼ — indicates average for all ILP/TLPs





Performance-Based Placement Measures
RBWO Provider GA+SCORECARD - ILP/TLP

Report Quarter: Q2 FY2019

Provider/Program Name: Rosaleana's Community Development Center Inc. - (5270) - ILP				
3350 Mount Gilead , Atlanta, GA 30311	Quarterly Scores (Grades)			Current Quarter Score (Grade)
Phone: 404-863-7444	Q1: 94.80 (A)	Q2: 89.69 (B+)	89.69%	
Vendor ID# 95869	Q3: N/A	Q4: N/A	(B+)	
Program Census Information:		# Children in Care During Quarter: 14	# Placements During Quarter: 14	# Children in Care On Last Day: 6
	Avg Performance All ILP/TLPs (%)	Provider Performance (%)*	Possible Points (Weight)	Provider Points Earned
OPM Monitoring Reviews				
Annual Comprehensive Reviews	80%	Not Yet Conducted		
Safety Reviews	92%	77%	10	7.67
Monitoring Sub-Total			10	7.67
ILP/TLP Safety Outcomes				
Incidence of Maltreatment	0.00%	No Substantiated Reports	3	3.00
Staff Training/Foundations	88%	60%	5	3.00
Staff Safety Checks	90%	100%	5	5.00
Safety Sub-Total			13	11.00
ILP/TLP Permanency Outcomes				
Placement Stability	93%	64%	3	1.92
Permanency Sub-Total			3	1.92
ILP/TLP Well-Being Outcomes				
EPSDT Medical Visits	77%	100%	4	4.00
EPSDT Dental Visits	74%	100%	4	4.00
Academic Supports	50%	85%	2	1.70
Provider ECEM Visits	65%	100%	4	4.00
Placements with Siblings	16%	Not Eligible	Not Scored	Not Scored
Placements within Legal County	26%	57%	Not Scored	Not Scored
Well-Being Sub-Total			14	13.70
ILP/TLP Specialty Outcomes				
Academic/Career Development	28%	0%	10	0.00
Ind Living Skills Provision	60%	96%	15	14.40
Financial Independence	49%	93%	5	4.65
WTLP/Life Coach	56%	96%	15	14.40
Specialty Sub-Total			45	33.45
*Performance calculation descriptions can be found in the FY 2019 RBWO PBP Measurements and Standards Guide.				

Monitoring & Outcomes: Possible Points = 85	Points Earned = 67.74
--	------------------------------



Performance-Based Placement Measures

RBWO Provider GA+SCORECARD - ILP/TLP

Report Quarter: Q2 FY2019

Score Before Incentives Credit	79.69%
Incentives Awarded	10.00 pts
PBP Verification	N/A pts
Total Score	89.69%

Provider/Program Name: Rosaleana's Community Development Center Inc. - (5270) - ILP

Program Census Information:		# Children in Care During Quarter: 14	# Placements During Quarter: 14	# Children in Care On Last Day: 6
ILP/TLP Incentive Credits	Avg Performance All ILP/TLPs (Points)	Provider Performance (%)*	Possible Points (Weight)	Provider Points Earned
No DOC Involvement		88%	5	4.40
Community Connections		0%	4	0.00
Positive Permanency Connections		0%	5	0.00
HS Grad/GED/Prof or Trade Certificate/College		N/A	10/5/5/1	5.00
Part-Time Employment with Medical Benefits		0%	10	0.00
Living Arrangements at Discharge		75%	10	7.50
Additional Academic Supports		0%	2	0.00
Additional IL Skills Provision		79%	5	3.95
Active Agency Accreditation		0%	4	0.00
Staff Clinical Licensure		0%	5	0.00
Incentives Total	9.71			20.85

*Performance calculation descriptions can be found in the FY 2019 RBWO PBP Measurements and Standards Guide.

Child Protective Services Investigations and Dispositions

The following investigations data, which is not used for scoring but is considered significant to a provider's performance, is from Georgia SHINES and is not considered final or complete until the end of the fiscal year.

Total Reports:	4
Number Screened In:	0
Number Screened Out:	4
Number Substantiated:	0
Number Unsubstantiated:	0
Number Active CPS Investigations:	0

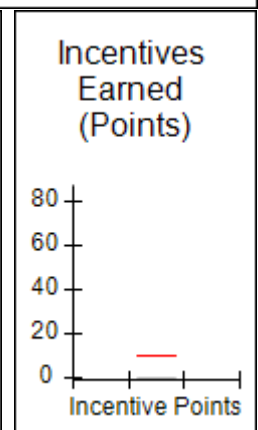
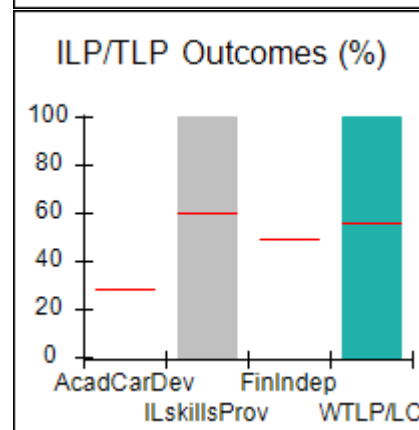
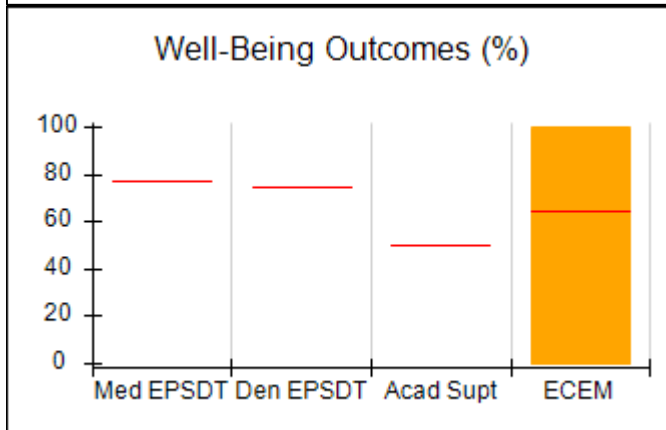
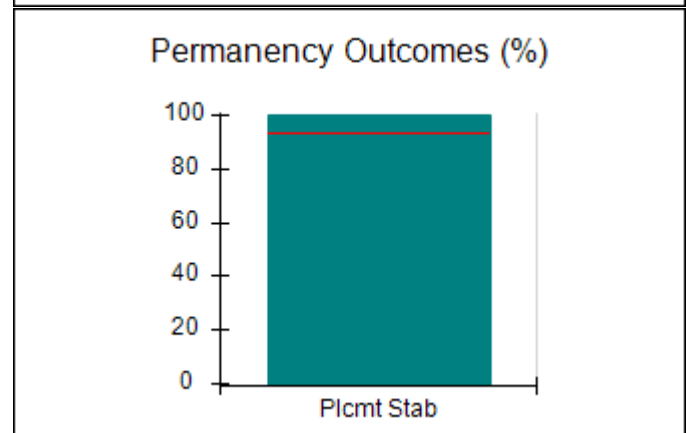
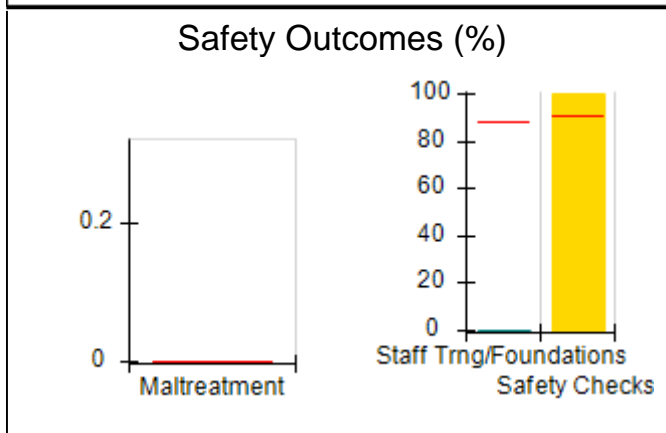
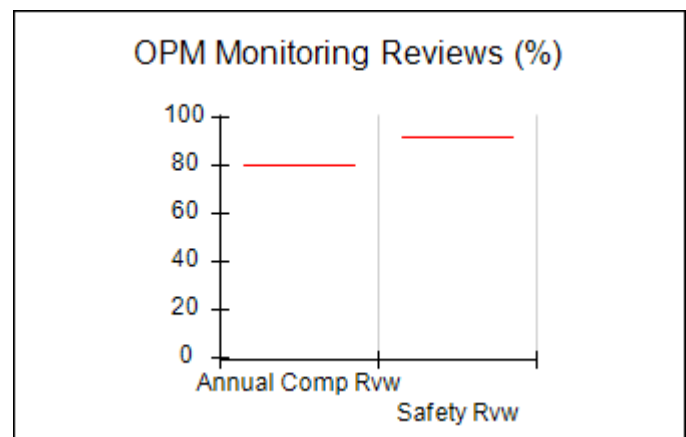
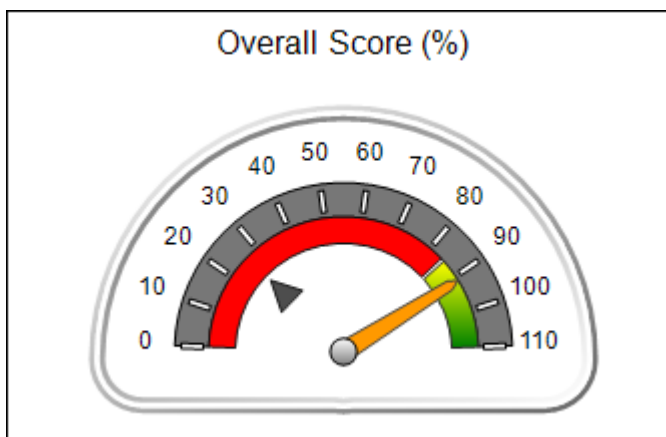


Performance-Based Placement Measures RBWO Provider GA+SCORECARD - ILP/TLP

Report Quarter: Q2 FY2019

Provider/Program Name: Rosaleana's Community Development Center Inc. - Glenrose Gardens (5393) - ILP			
85 Mount Zion Rd. SW, Atlanta, GA 30354	Quarterly Scores (Grades)		Current Quarter Score (Grade)
Phone: 404-863-7444	Q1: (N/A)	Q2: 91.33 (A-)	91.33%
Vendor ID# 162565	Q3: N/A	Q4: N/A	(A-)
Program Census Information:	# Children in Care During Quarter: 2	# Placements During Quarter: 2	# Children in Care On Last Day: 2
Quarterly Provider Comparisons to All ILP/TLPs			

▼ — indicates average for all ILP/TLPs





Performance-Based Placement Measures

RBWO Provider GA+SCORECARD - ILP/TLP

Report Quarter: Q2 FY2019

Provider/Program Name: Rosaleana's Community Development Center Inc. - Glenrose Gardens (5393) - ILP				
85 Mount Zion Rd. SW, Atlanta, GA 30354		Quarterly Scores (Grades)		Current Quarter Score (Grade)
Phone: 404-863-7444		Q1: (N/A)	Q2: 91.33 (A-)	91.33%
Vendor ID# 162565		Q3: N/A	Q4: N/A	(A-)
Program Census Information:		# Children in Care During Quarter: 2	# Placements During Quarter: 2	# Children in Care On Last Day: 2
	Avg Performance All ILP/TLPs (%)	Provider Performance (%)*	Possible Points (Weight)	Provider Points Earned
OPM Monitoring Reviews				
Annual Comprehensive Reviews	80%	Not Yet Conducted		
Safety Reviews	92%	Not Yet Conducted		
Monitoring Sub-Total				0.00
ILP/TLP Safety Outcomes				
Incidence of Maltreatment	0.00%	Not Eligible		
Staff Training/Foundations	88%	0%	6.5	0.00
Staff Safety Checks	90%	100%	6.5	6.50
Safety Sub-Total			13	6.50
ILP/TLP Permanency Outcomes				
Placement Stability	93%	100%	3	3.00
Permanency Sub-Total			3	3.00
ILP/TLP Well-Being Outcomes				
EPSDT Medical Visits	77%	Not Eligible		
EPSDT Dental Visits	74%	Not Eligible		
Academic Supports	50%	Not Eligible		
Provider ECEM Visits	65%	100%	14	14.00
Placements with Siblings	16%	Not Eligible	Not Scored	Not Scored
Placements within Legal County	26%	100%	Not Scored	Not Scored
Well-Being Sub-Total			14	14.00
ILP/TLP Specialty Outcomes				
Academic/Career Development	28%	Not Eligible		
Ind Living Skills Provision	60%	100%	22.5	22.50
Financial Independence	49%	Not Eligible		
WTLP/Life Coach	56%	100%	22.5	22.50
Specialty Sub-Total			45	45.00
*Performance calculation descriptions can be found in the FY 2019 RBWO PBP Measurements and Standards Guide.				

Monitoring & Outcomes: Possible Points = 80
Points Earned = 68.50



Performance-Based Placement Measures

RBWO Provider GA+SCORECARD - ILP/TLP

Report Quarter: Q2 FY2019

Score Before Incentives Credit	91.33%
Incentives Awarded	00.00 pts
PBP Verification	N/A pts
Total Score	91.33%

Provider/Program Name: Rosaleana's Community Development Center Inc. - Glenrose Gardens (5393) - ILP

Program Census Information:		# Children in Care During Quarter: 2	# Placements During Quarter: 2	# Children in Care On Last Day: 2
ILP/TLP Incentive Credits	Avg Performance All ILP/TLPs (Points)	Provider Performance (%)*	Possible Points (Weight)	Provider Points Earned
No DOC Involvement		Not Eligible	5	
Community Connections		Not Eligible	4	
Positive Permanency Connections		Not Eligible	5	
HS Grad/GED/Prof or Trade Certificate/College		N/A	10/5/5/1	
Part-Time Employment with Medical Benefits		Not Eligible	10	
Living Arrangements at Discharge		Not Eligible	10	
Additional Academic Supports		Not Eligible	2	
Additional IL Skills Provision		Not Eligible	5	
Active Agency Accreditation		0%	4	0.00
Staff Clinical Licensure		0%	5	0.00
Incentives Total	9.71			0.00

*Performance calculation descriptions can be found in the FY 2019 RBWO PBP Measurements and Standards Guide.

Child Protective Services Investigations and Dispositions

The following investigations data, which is not used for scoring but is considered significant to a provider's performance, is from Georgia SHINES and is not considered final or complete until the end of the fiscal year.

Total Reports:	0
Number Screened In:	0
Number Screened Out:	0
Number Substantiated:	0
Number Unsubstantiated:	0
Number Active CPS Investigations:	0



Performance-Based Placement Measures RBWO Provider GA+SCORECARD - ILP/TLP

Report Quarter: Q2 FY2019

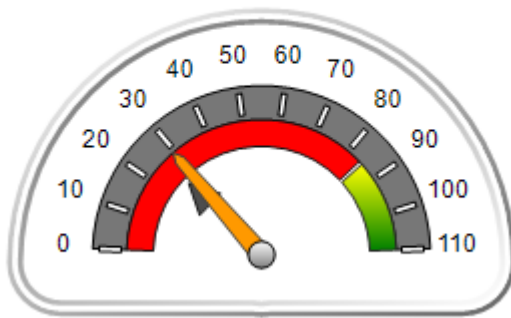
Provider/Program Name: Serenity House of Atlanta Ministries Inc. - (5353) - ILP

60 Bethea Way, Covington, GA 30016	Quarterly Scores (Grades)		Current Quarter Score (Grade)
Phone: 678-231-4002	Q1: 34.71 (F)	Q2: 29.41 (F)	29.41%
Vendor ID# 159741	Q3: N/A	Q4: N/A	(F)
Program Census Information:	# Children in Care During Quarter: 5	# Placements During Quarter: 5	# Children in Care On Last Day: 3

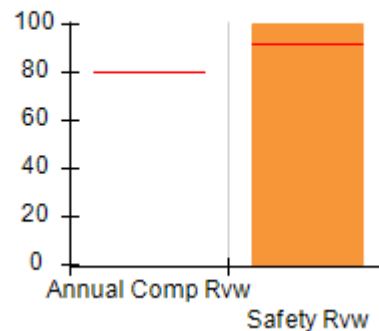
Quarterly Provider Comparisons to All ILP/TLPs

▼ — indicates average for all ILP/TLPs

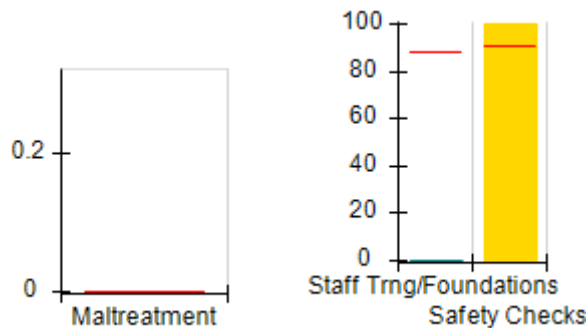
Overall Score (%)



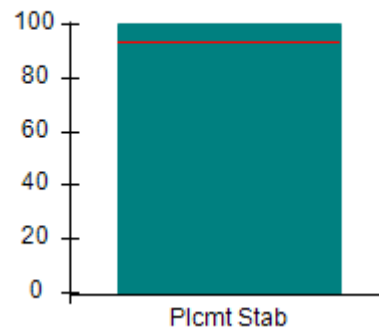
OPM Monitoring Reviews (%)



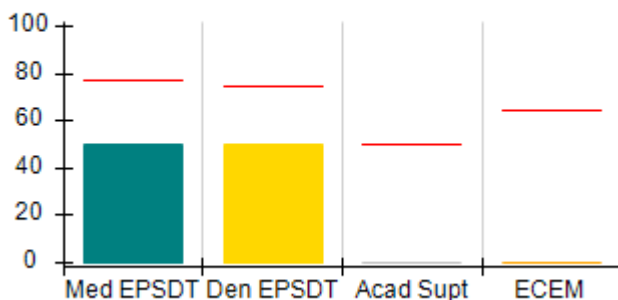
Safety Outcomes (%)



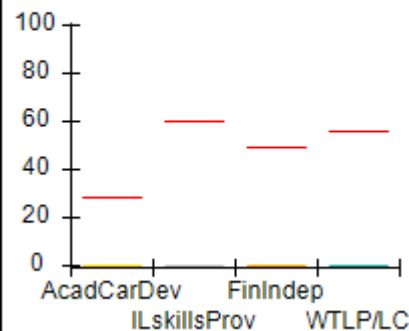
Permanency Outcomes (%)



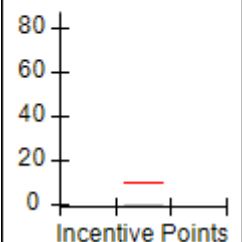
Well-Being Outcomes (%)



ILP/TLP Outcomes (%)



Incentives Earned (Points)





Performance-Based Placement Measures

RBWO Provider GA+SCORECARD - ILP/TLP

Report Quarter: Q2 FY2019

Provider/Program Name: Serenity House of Atlanta Ministries Inc. - (5353) - ILP				
60 Bethea Way, Covington, GA 30016		Quarterly Scores (Grades)		Current Quarter Score (Grade)
Phone: 678-231-4002		Q1: 34.71 (F)	Q2: 29.41 (F)	29.41%
Vendor ID# 159741		Q3: N/A	Q4: N/A	(F)
Program Census Information:		# Children in Care During Quarter: 5	# Placements During Quarter: 5	# Children in Care On Last Day: 3
	Avg Performance All ILP/TLPs (%)	Provider Performance (%)*	Possible Points (Weight)	Provider Points Earned
OPM Monitoring Reviews				
Annual Comprehensive Reviews	80%	Not Yet Conducted		
Safety Reviews	92%	100%	10	10.00
Monitoring Sub-Total			10	10.00
ILP/TLP Safety Outcomes				
Incidence of Maltreatment	0.00%	No Substantiated Reports	3	3.00
Staff Training/Foundations	88%	0%	5	0.00
Staff Safety Checks	90%	100%	5	5.00
Safety Sub-Total			13	8.00
ILP/TLP Permanency Outcomes				
Placement Stability	93%	100%	3	3.00
Permanency Sub-Total			3	3.00
ILP/TLP Well-Being Outcomes				
EPSDT Medical Visits	77%	50%	4	2.00
EPSDT Dental Visits	74%	50%	4	2.00
Academic Supports	50%	0%	2	0.00
Provider ECEM Visits	65%	0%	4	0.00
Placements with Siblings	16%	Not Eligible	Not Scored	Not Scored
Placements within Legal County	26%	0%	Not Scored	Not Scored
Well-Being Sub-Total			14	4.00
ILP/TLP Specialty Outcomes				
Academic/Career Development	28%	0%	10	0.00
Ind Living Skills Provision	60%	0%	15	0.00
Financial Independence	49%	0%	5	0.00
WTLP/Life Coach	56%	0%	15	0.00
Specialty Sub-Total			45	0.00
*Performance calculation descriptions can be found in the FY 2019 RBWO PBP Measurements and Standards Guide.				

Monitoring & Outcomes: Possible Points = 85
Points Earned = 25.00



Performance-Based Placement Measures

RBWO Provider GA+SCORECARD - ILP/TLP

Report Quarter: Q2 FY2019

Score Before Incentives Credit	29.41%
Incentives Awarded	00.00 pts
PBP Verification	N/A pts
Total Score	29.41%

Provider/Program Name: Serenity House of Atlanta Ministries Inc. - (5353) - ILP

Program Census Information:		# Children in Care During Quarter: 5	# Placements During Quarter: 5	# Children in Care On Last Day: 3
ILP/TLP Incentive Credits	Avg Performance All ILP/TLPs (Points)	Provider Performance (%)*	Possible Points (Weight)	Provider Points Earned
No DOC Involvement		0%	5	0.00
Community Connections		0%	4	0.00
Positive Permanency Connections		0%	5	0.00
HS Grad/GED/Prof or Trade Certificate/College		N/A	10/5/5/1	
Part-Time Employment with Medical Benefits		0%	10	0.00
Living Arrangements at Discharge		0%	10	0.00
Additional Academic Supports		0%	2	0.00
Additional IL Skills Provision		0%	5	0.00
Active Agency Accreditation		0%	4	0.00
Staff Clinical Licensure		0%	5	0.00
Incentives Total	9.71			0.00

*Performance calculation descriptions can be found in the FY 2019 RBWO PBP Measurements and Standards Guide.

Child Protective Services Investigations and Dispositions

The following investigations data, which is not used for scoring but is considered significant to a provider's performance, is from Georgia SHINES and is not considered final or complete until the end of the fiscal year.

Total Reports:	0
Number Screened In:	0
Number Screened Out:	0
Number Substantiated:	0
Number Unsubstantiated:	0
Number Active CPS Investigations:	0



Performance-Based Placement Measures

RBWO Provider GA+SCORECARD - ILP/TLP

Report Quarter: Q2 FY2019

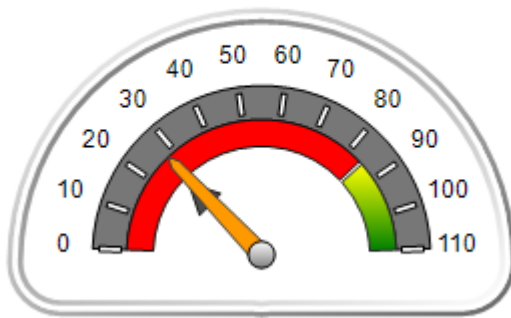
Provider/Program Name: sheRose, Inc. - (5378) - ILP

3901 Campbellton Rd. SW, Atlanta, GA 30331	Quarterly Scores (Grades)		Current Quarter Score (Grade)
Phone: 404-620-0747	Q1: (N/A)	Q2: 27.67 (F)	27.67%
Vendor ID# 161876	Q3: N/A	Q4: N/A	(F)
Program Census Information:	# Children in Care During Quarter: 1	# Placements During Quarter: 1	# Children in Care On Last Day: 1

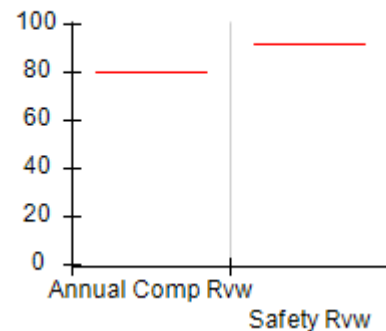
Quarterly Provider Comparisons to All ILP/TLPs

indicates average for all ILP/TLPs

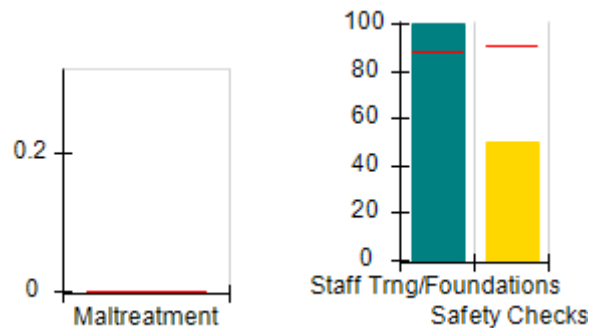
Overall Score (%)



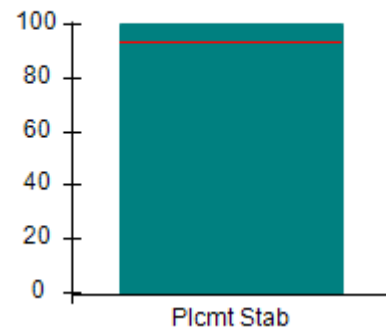
OPM Monitoring Reviews (%)



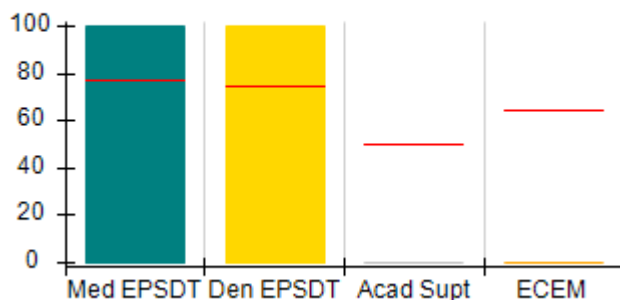
Safety Outcomes (%)



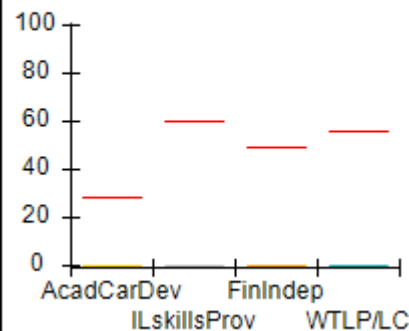
Permanency Outcomes (%)



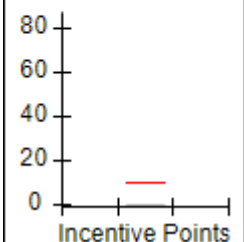
Well-Being Outcomes (%)



ILP/TLP Outcomes (%)



Incentives Earned (Points)





Performance-Based Placement Measures

RBWO Provider GA+SCORECARD - ILP/TLP

Report Quarter: Q2 FY2019

Provider/Program Name: sheRose, Inc. - (5378) - ILP

3901 Campbellton Rd. SW, Atlanta, GA 30331	Quarterly Scores (Grades)		Current Quarter Score (Grade)
Phone: 404-620-0747	Q1: (N/A)	Q2: 27.67 (F)	27.67%
Vendor ID# 161876	Q3: N/A	Q4: N/A	(F)

Program Census Information:	# Children in Care During Quarter: 1	# Placements During Quarter: 1	# Children in Care On Last Day: 1
-----------------------------	--------------------------------------	--------------------------------	-----------------------------------

	Avg Performance All ILP/TLPs (%)	Provider Performance (%)*	Possible Points (Weight)	Provider Points Earned
--	---	----------------------------------	---------------------------------	-------------------------------

OPM Monitoring Reviews

Annual Comprehensive Reviews	80%	Not Yet Conducted		
Safety Reviews	92%	Not Yet Conducted		
Monitoring Sub-Total				0.00

ILP/TLP Safety Outcomes

Incidence of Maltreatment	0.00%	Not Eligible		
Staff Training/Foundations	88%	100%	6.5	6.50
Staff Safety Checks	90%	50%	6.5	3.25
Safety Sub-Total			13	9.75

ILP/TLP Permanency Outcomes

Placement Stability	93%	100%	3	3.00
Permanency Sub-Total			3	3.00

ILP/TLP Well-Being Outcomes

EPSDT Medical Visits	77%	100%	4	4.00
EPSDT Dental Visits	74%	100%	4	4.00
Academic Supports	50%	0%	2	0.00
Provider ECEM Visits	65%	0%	4	0.00
Placements with Siblings	16%	Not Eligible	Not Scored	Not Scored
Placements within Legal County	26%	100%	Not Scored	Not Scored
Well-Being Sub-Total			14	8.00

ILP/TLP Specialty Outcomes

Academic/Career Development	28%	0%	10	0.00
Ind Living Skills Provision	60%	0%	15	0.00
Financial Independence	49%	0%	5	0.00
WTLP/Life Coach	56%	0%	15	0.00
Specialty Sub-Total			45	0.00

*Performance calculation descriptions can be found in the FY 2019 RBWO PBP Measurements and Standards Guide.

Monitoring & Outcomes: Possible Points = 80	Points Earned = 20.75
Score Before Incentives Credit	27.67%

**Performance-Based Placement Measures**
RBWO Provider GA+SCORECARD - ILP/TLP

Report Quarter: Q2 FY2019

Incentives Awarded	00.00 pts
PBP Verification	N/A pts
Total Score	27.67%

Provider/Program Name: sheRose, Inc. - (5378) - ILP

Program Census Information:		# Children in Care During Quarter: 1	# Placements During Quarter: 1	# Children in Care On Last Day: 1
ILP/TLP Incentive Credits	Avg Performance All ILP/TLPs (Points)	Provider Performance (%)*	Possible Points (Weight)	Provider Points Earned
No DOC Involvement		0%	5	0.00
Community Connections		Not Eligible	4	
Positive Permanency Connections		Not Eligible	5	
HS Grad/GED/Prof or Trade Certificate/College		N/A	10/5/5/1	
Part-Time Employment with Medical Benefits		Not Eligible	10	
Living Arrangements at Discharge		Not Eligible	10	
Additional Academic Supports		0%	2	0.00
Additional IL Skills Provision		0%	5	0.00
Active Agency Accreditation		0%	4	0.00
Staff Clinical Licensure		0%	5	0.00
Incentives Total	9.71			0.00

*Performance calculation descriptions can be found in the FY 2019 RBWO PBP Measurements and Standards Guide.

Child Protective Services Investigations and Dispositions

The following investigations data, which is not used for scoring but is considered significant to a provider's performance, is from Georgia SHINES and is not considered final or complete until the end of the fiscal year.

Total Reports:	0	
Number Screened In:	0	
Number Screened Out:	0	
Number Substantiated:	0	
Number Unsubstantiated:	0	
Number Active CPS Investigations:	0	



Performance-Based Placement Measures

RBWO Provider GA+SCORECARD - ILP/TLP

Report Quarter: Q2 FY2019

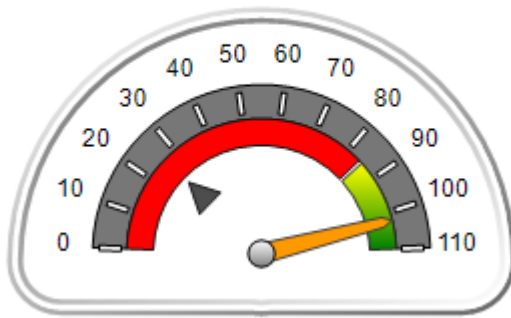
Provider/Program Name: Stroman Account & Property - dba My Sister's Keeper, Hampton Rd. (5157) - ILP

5250 Hampton Drive, College Park, GA 30349	Quarterly Scores (Grades)		Current Quarter Score (Grade)
Phone: 770-994-0607	Q1: 90.38 (A-)	Q2: 102.27 (A+)	102.27%
Vendor ID# 117923	Q3: N/A	Q4: N/A	(A+)
Program Census Information:	# Children in Care During Quarter: 5	# Placements During Quarter: 5	# Children in Care On Last Day: 5

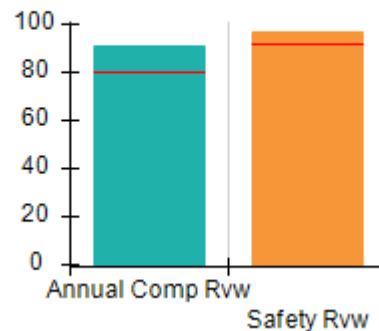
Quarterly Provider Comparisons to All ILP/TLPs

indicates average for all ILP/TLPs

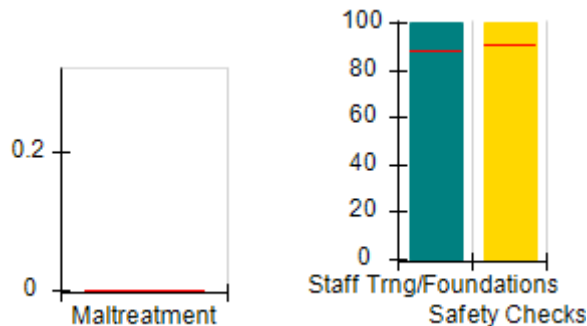
Overall Score (%)



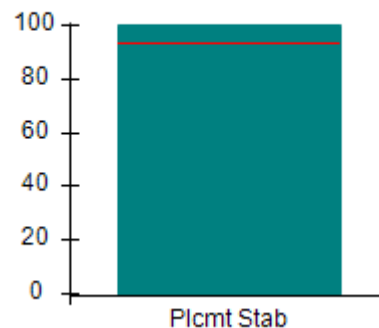
OPM Monitoring Reviews (%)



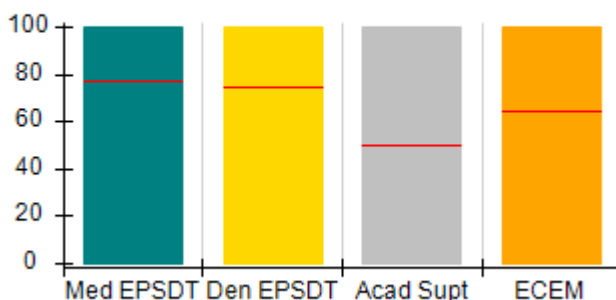
Safety Outcomes (%)



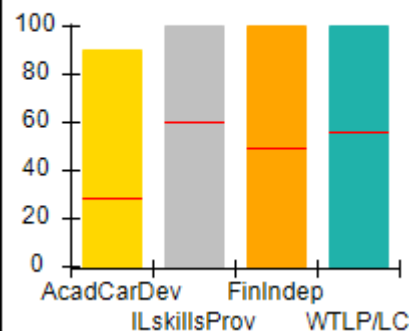
Permanency Outcomes (%)



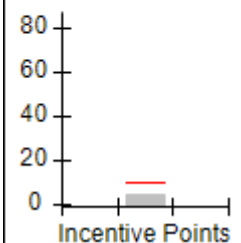
Well-Being Outcomes (%)



ILP/TLP Outcomes (%)



Incentives Earned (Points)





Performance-Based Placement Measures

RBWO Provider GA+SCORECARD - ILP/TLP

Report Quarter: Q2 FY2019

Provider/Program Name: Stroman Account & Property - dba My Sister's Keeper, Hampton Rd. (5157) - ILP				
5250 Hampton Drive, College Park, GA 30349		Quarterly Scores (Grades)		Current Quarter Score (Grade)
Phone: 770-994-0607		Q1: 90.38 (A-)	Q2: 102.27 (A+)	102.27%
Vendor ID# 117923		Q3: N/A	Q4: N/A	(A+)
Program Census Information:		# Children in Care During Quarter: 5	# Placements During Quarter: 5	# Children in Care On Last Day: 5
	Avg Performance All ILP/TLPs (%)	Provider Performance (%)*	Possible Points (Weight)	Provider Points Earned
OPM Monitoring Reviews				
Annual Comprehensive Reviews	80%	91%	15	13.62
Safety Reviews	92%	97%	10	9.65
Monitoring Sub-Total			25	23.27
ILP/TLP Safety Outcomes				
Incidence of Maltreatment	0.00%	No Substantiated Reports	3	3.00
Staff Training/Foundations	88%	100%	5	5.00
Staff Safety Checks	90%	100%	5	5.00
Safety Sub-Total			13	13.00
ILP/TLP Permanency Outcomes				
Placement Stability	93%	100%	3	3.00
Permanency Sub-Total			3	3.00
ILP/TLP Well-Being Outcomes				
EPSDT Medical Visits	77%	100%	4	4.00
EPSDT Dental Visits	74%	100%	4	4.00
Academic Supports	50%	100%	2	2.00
Provider ECEM Visits	65%	100%	4	4.00
Placements with Siblings	16%	0%	Not Scored	Not Scored
Placements within Legal County	26%	0%	Not Scored	Not Scored
Well-Being Sub-Total			14	14.00
ILP/TLP Specialty Outcomes				
Academic/Career Development	28%	90%	10	9.00
Ind Living Skills Provision	60%	100%	15	15.00
Financial Independence	49%	100%	5	5.00
WTLP/Life Coach	56%	100%	15	15.00
Specialty Sub-Total			45	44.00
*Performance calculation descriptions can be found in the FY 2019 RBWO PBP Measurements and Standards Guide.				

Monitoring & Outcomes: Possible Points = 100
Points Earned = 97.27



Performance-Based Placement Measures

RBWO Provider GA+SCORECARD - ILP/TLP

Report Quarter: Q2 FY2019

Score Before Incentives Credit	97.27%
Incentives Awarded	05.00 pts
PBP Verification	N/A pts
Total Score	102.27%

Provider/Program Name: Stroman Account & Property - dba My Sister's Keeper, Hampton Rd. (5157) - ILP

Program Census Information:		# Children in Care During Quarter: 5	# Placements During Quarter: 5	# Children in Care On Last Day: 5
ILP/TLP Incentive Credits	Avg Performance All ILP/TLPs (Points)	Provider Performance (%)*	Possible Points (Weight)	Provider Points Earned
No DOC Involvement		100%	5	5.00
Community Connections		0%	4	0.00
Positive Permanency Connections		0%	5	0.00
HS Grad/GED/Prof or Trade Certificate/College		N/A	10/5/5/1	
Part-Time Employment with Medical Benefits		Not Eligible	10	
Living Arrangements at Discharge		Not Eligible	10	
Additional Academic Supports		0%	2	0.00
Additional IL Skills Provision		0%	5	0.00
Active Agency Accreditation		0%	4	0.00
Staff Clinical Licensure		0%	5	0.00
Incentives Total	9.71			5.00

*Performance calculation descriptions can be found in the FY 2019 RBWO PBP Measurements and Standards Guide.

Child Protective Services Investigations and Dispositions

The following investigations data, which is not used for scoring but is considered significant to a provider's performance, is from Georgia SHINES and is not considered final or complete until the end of the fiscal year.

Total Reports:	0
Number Screened In:	0
Number Screened Out:	0
Number Substantiated:	0
Number Unsubstantiated:	0
Number Active CPS Investigations:	0



Performance-Based Placement Measures

RBWO Provider GA+SCORECARD - ILP/TLP

Report Quarter: Q2 FY2019

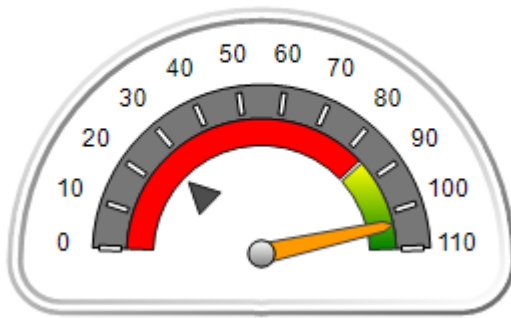
Provider/Program Name: Stroman Account & Property - dba My Sister's Keeper, Riverdale Rd. (5156) - ILP

6030 Riverdale Rd., College Park, GA 30296	Quarterly Scores (Grades)		Current Quarter Score (Grade)
Phone: 770-994-0607	Q1: 78.29 (C+)	Q2: 103.45 (A+)	103.45%
Vendor ID# 117989	Q3: N/A	Q4: N/A	(A+)
Program Census Information:	# Children in Care During Quarter: 6	# Placements During Quarter: 6	# Children in Care On Last Day: 5

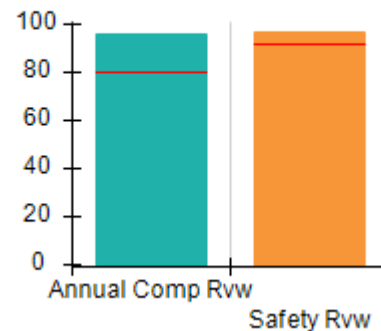
Quarterly Provider Comparisons to All ILP/TLPs

indicates average for all ILP/TLPs

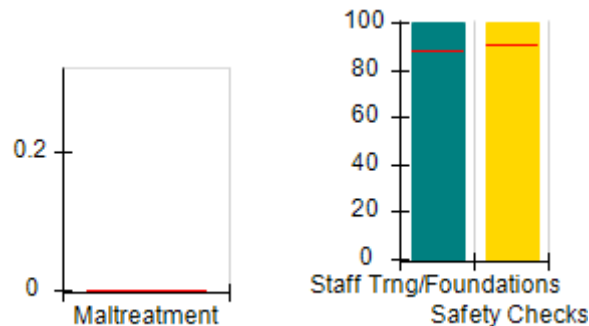
Overall Score (%)



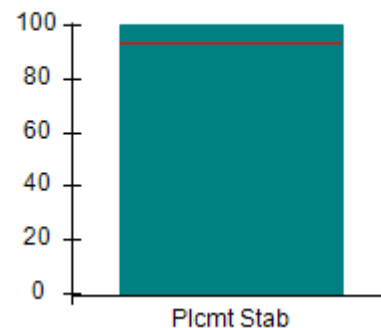
OPM Monitoring Reviews (%)



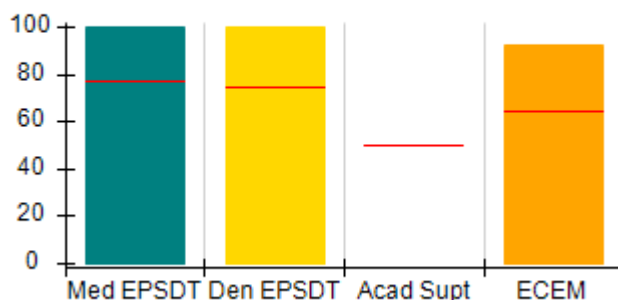
Safety Outcomes (%)



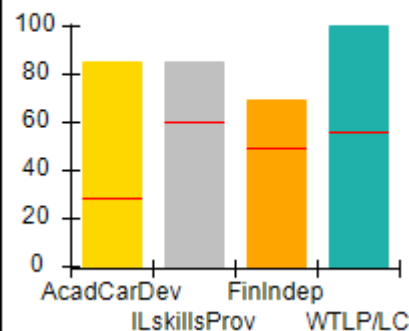
Permanency Outcomes (%)



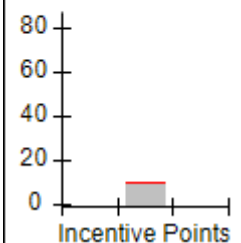
Well-Being Outcomes (%)



ILP/TLP Outcomes (%)



Incentives Earned (Points)





Performance-Based Placement Measures

RBWO Provider GA+SCORECARD - ILP/TLP

Report Quarter: Q2 FY2019

Provider/Program Name: Stroman Account & Property - dba My Sister's Keeper, Riverdale Rd. (5156) - ILP				
6030 Riverdale Rd., College Park, GA 30296	Quarterly Scores (Grades)			Current Quarter Score (Grade)
Phone: 770-994-0607	Q1: 78.29 (C+)	Q2: 103.45 (A+)	103.45%	
Vendor ID# 117989	Q3: N/A	Q4: N/A	(A+)	
Program Census Information:	# Children in Care During Quarter: 6	# Placements During Quarter: 6	# Children in Care On Last Day: 5	
	Avg Performance All ILP/TLPs (%)	Provider Performance (%)*	Possible Points (Weight)	Provider Points Earned
OPM Monitoring Reviews				
Annual Comprehensive Reviews	80%	96%	15	14.42
Safety Reviews	92%	97%	10	9.70
Monitoring Sub-Total			25	24.12
ILP/TLP Safety Outcomes				
Incidence of Maltreatment	0.00%	No Substantiated Reports	3	3.00
Staff Training/Foundations	88%	100%	5	5.00
Staff Safety Checks	90%	100%	5	5.00
Safety Sub-Total			13	13.00
ILP/TLP Permanency Outcomes				
Placement Stability	93%	100%	3	3.00
Permanency Sub-Total			3	3.00
ILP/TLP Well-Being Outcomes				
EPSDT Medical Visits	77%	100%	4.7	4.67
EPSDT Dental Visits	74%	100%	4.7	4.67
Academic Supports	50%	Not Eligible		
Provider ECEM Visits	65%	92%	4.7	4.29
Placements with Siblings	16%	Not Eligible	Not Scored	Not Scored
Placements within Legal County	26%	0%	Not Scored	Not Scored
Well-Being Sub-Total			14	13.63
ILP/TLP Specialty Outcomes				
Academic/Career Development	28%	85%	10	8.50
Ind Living Skills Provision	60%	85%	15	12.75
Financial Independence	49%	69%	5	3.45
WTLP/Life Coach	56%	100%	15	15.00
Specialty Sub-Total			45	39.70
*Performance calculation descriptions can be found in the FY 2019 RBWO PBP Measurements and Standards Guide.				

Monitoring & Outcomes: Possible Points = 100
Points Earned = 93.45



Performance-Based Placement Measures

RBWO Provider GA+SCORECARD - ILP/TLP

Report Quarter: Q2 FY2019

Score Before Incentives Credit	93.45%
Incentives Awarded	10.00 pts
PBP Verification	N/A pts
Total Score	103.45%

Provider/Program Name: Stroman Account & Property - dba My Sister's Keeper, Riverdale Rd. (5156) - ILP

Program Census Information:		# Children in Care During Quarter: 6	# Placements During Quarter: 6	# Children in Care On Last Day: 5
ILP/TLP Incentive Credits	Avg Performance All ILP/TLPs (Points)	Provider Performance (%)*	Possible Points (Weight)	Provider Points Earned
No DOC Involvement		100%	5	5.00
Community Connections		0%	4	0.00
Positive Permanency Connections		0%	5	0.00
HS Grad/GED/Prof or Trade Certificate/College		N/A	10/5/5/1	5.00
Part-Time Employment with Medical Benefits		0%	10	0.00
Living Arrangements at Discharge		0%	10	0.00
Additional Academic Supports		Not Eligible	2	
Additional IL Skills Provision		0%	5	0.00
Active Agency Accreditation		0%	4	0.00
Staff Clinical Licensure		0%	5	0.00
Incentives Total	9.71			10.00

*Performance calculation descriptions can be found in the FY 2019 RBWO PBP Measurements and Standards Guide.

Child Protective Services Investigations and Dispositions

The following investigations data, which is not used for scoring but is considered significant to a provider's performance, is from Georgia SHINES and is not considered final or complete until the end of the fiscal year.

Total Reports:	0
Number Screened In:	0
Number Screened Out:	0
Number Substantiated:	0
Number Unsubstantiated:	0
Number Active CPS Investigations:	0



Performance-Based Placement Measures

RBWO Provider GA+SCORECARD - ILP/TLP

Report Quarter: Q2 FY2019

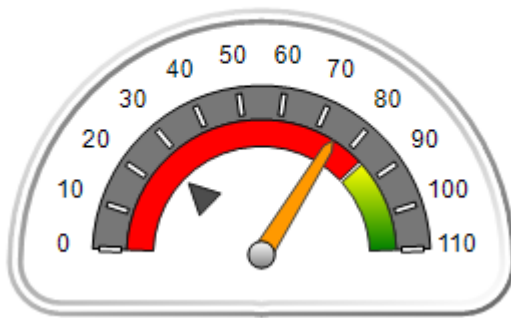
Provider/Program Name: The Exposure Foundation, Inc. - ILP (5380) - ILP

6462 Charter Way, Lithonia, GA 30058	Quarterly Scores (Grades)		Current Quarter Score (Grade)
Phone: 404-838-9688	Q1: (N/A)	Q2: 75.00 (C)	75.00%
Vendor ID# 161860	Q3: N/A	Q4: N/A	(C)
Program Census Information:	# Children in Care During Quarter: 0	# Placements During Quarter: 0	# Children in Care On Last Day: 0

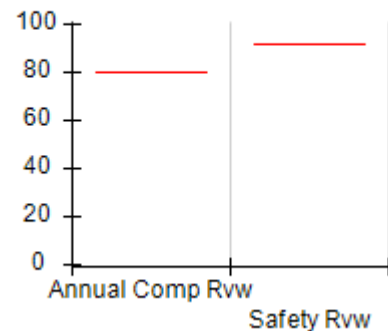
Quarterly Provider Comparisons to All ILP/TLPs

indicates average for all ILP/TLPs

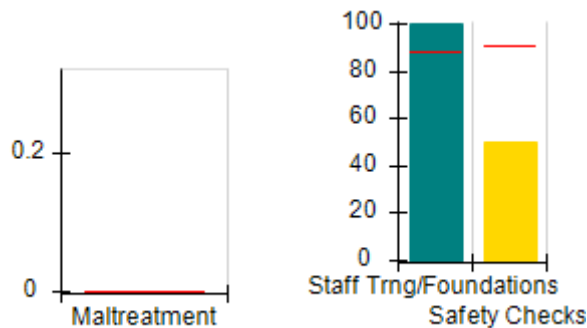
Overall Score (%)



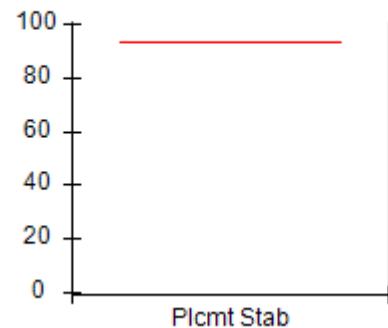
OPM Monitoring Reviews (%)



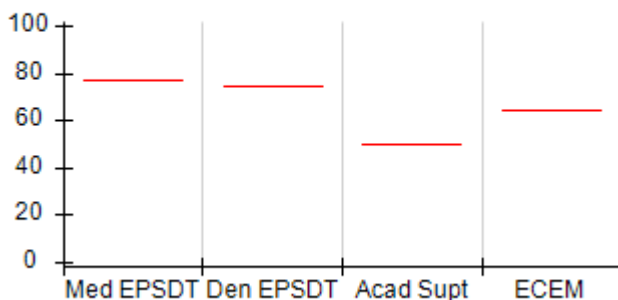
Safety Outcomes (%)



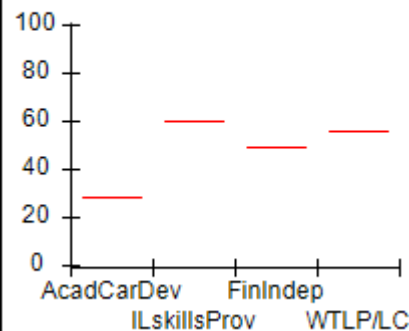
Permanency Outcomes (%)



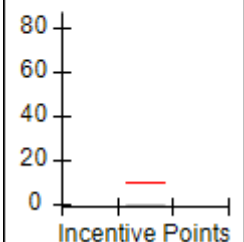
Well-Being Outcomes (%)



ILP/TLP Outcomes (%)



Incentives Earned (Points)





Performance-Based Placement Measures

RBWO Provider GA+SCORECARD - ILP/TLP

Report Quarter: Q2 FY2019

Provider/Program Name: The Exposure Foundation, Inc. - ILP (5380) - ILP				
6462 Charter Way, Lithonia, GA 30058		Quarterly Scores (Grades)		Current Quarter Score (Grade)
Phone: 404-838-9688		Q1: (N/A)	Q2: 75.00 (C)	75.00%
Vendor ID# 161860		Q3: N/A	Q4: N/A	(C)
Program Census Information:		# Children in Care During Quarter: 0	# Placements During Quarter: 0	# Children in Care On Last Day: 0
	Avg Performance All ILP/TLPs (%)	Provider Performance (%)*	Possible Points (Weight)	Provider Points Earned
OPM Monitoring Reviews				
Annual Comprehensive Reviews	80%	Not Yet Conducted		
Safety Reviews	92%	Not Yet Conducted		
Monitoring Sub-Total				0.00
ILP/TLP Safety Outcomes				
Incidence of Maltreatment	0.00%	Not Eligible		
Staff Training/Foundations	88%	100%	6.5	6.50
Staff Safety Checks	90%	50%	6.5	3.25
Safety Sub-Total			13	9.75
ILP/TLP Permanency Outcomes				
Placement Stability	93%	Not Eligible		
Permanency Sub-Total			N/A	
ILP/TLP Well-Being Outcomes				
EPSDT Medical Visits	77%	Not Eligible		
EPSDT Dental Visits	74%	Not Eligible		
Academic Supports	50%	Not Eligible		
Provider ECEM Visits	65%	Not Eligible		
Placements with Siblings	16%	Not Eligible	Not Scored	Not Scored
Placements within Legal County	26%	Not Eligible	Not Scored	Not Scored
Well-Being Sub-Total			N/A	
ILP/TLP Specialty Outcomes				
Academic/Career Development	28%	Not Eligible		
Ind Living Skills Provision	60%	Not Eligible		
Financial Independence	49%	Not Eligible		
WTLP/Life Coach	56%	Not Eligible		
Specialty Sub-Total			N/A	
*Performance calculation descriptions can be found in the FY 2019 RBWO PBP Measurements and Standards Guide.				
Monitoring & Outcomes: Possible Points = 13			Points Earned = 09.75	
Score Before Incentives Credit			75.00%	

**Performance-Based Placement Measures**
RBWO Provider GA+SCORECARD - ILP/TLP

Report Quarter: Q2 FY2019

Incentives Awarded	00.00 pts
PBP Verification	N/A pts
Total Score	75.00%

Provider/Program Name: The Exposure Foundation, Inc. - ILP (5380) - ILP

Program Census Information:		# Children in Care During Quarter: 0	# Placements During Quarter: 0	# Children in Care On Last Day: 0
ILP/TLP Incentive Credits	Avg Performance All ILP/TLPs (Points)	Provider Performance (%)*	Possible Points (Weight)	Provider Points Earned
No DOC Involvement		Not Eligible	5	
Community Connections		Not Eligible	4	
Positive Permanency Connections		Not Eligible	5	
HS Grad/GED/Prof or Trade Certificate/College		N/A	10/5/5/1	
Part-Time Employment with Medical Benefits		Not Eligible	10	
Living Arrangements at Discharge		Not Eligible	10	
Additional Academic Supports		Not Eligible	2	
Additional IL Skills Provision		Not Eligible	5	
Active Agency Accreditation		0%	4	0.00
Staff Clinical Licensure		0%	5	0.00
Incentives Total	9.71			0.00

*Performance calculation descriptions can be found in the FY 2019 RBWO PBP Measurements and Standards Guide.

Child Protective Services Investigations and Dispositions

The following investigations data, which is not used for scoring but is considered significant to a provider's performance, is from Georgia SHINES and is not considered final or complete until the end of the fiscal year.

Total Reports:	0	
Number Screened In:	0	
Number Screened Out:	0	
Number Substantiated:	0	
Number Unsubstantiated:	0	
Number Active CPS Investigations:	0	

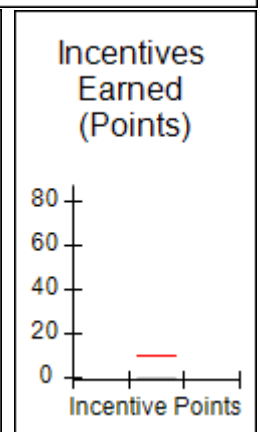
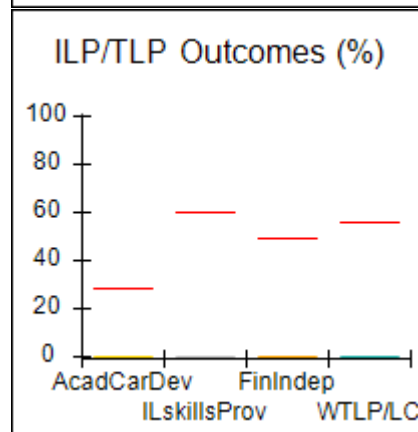
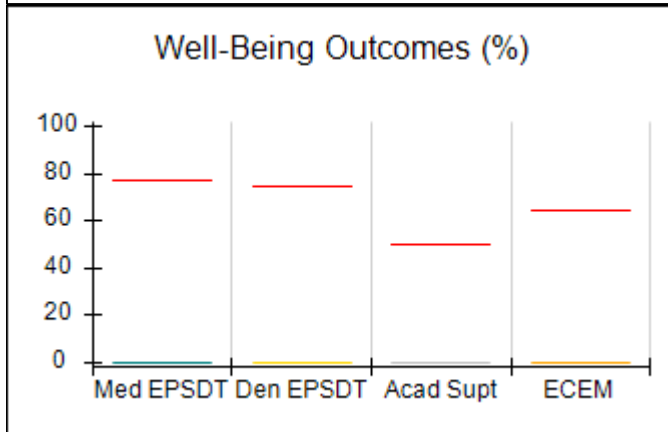
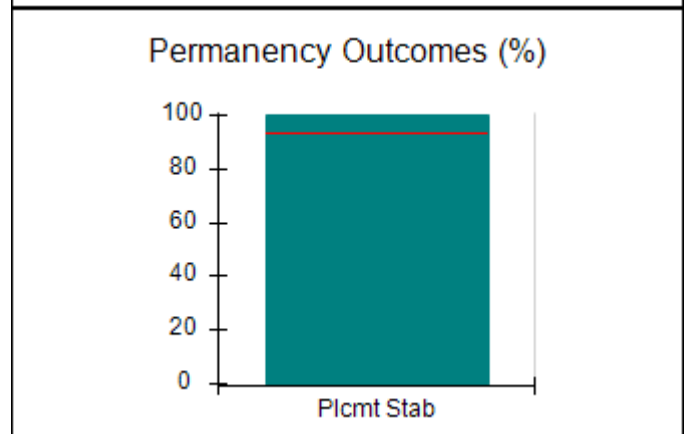
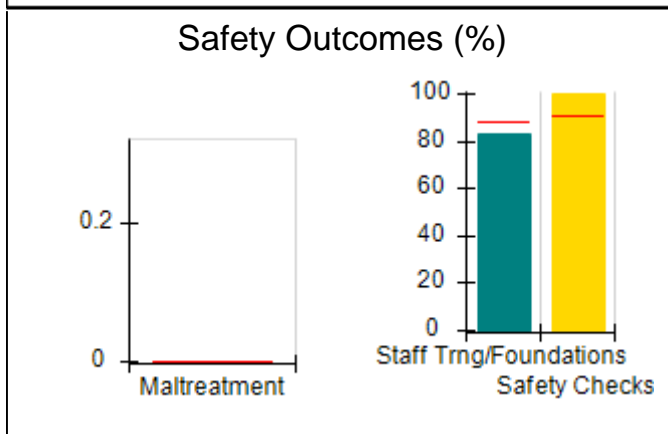
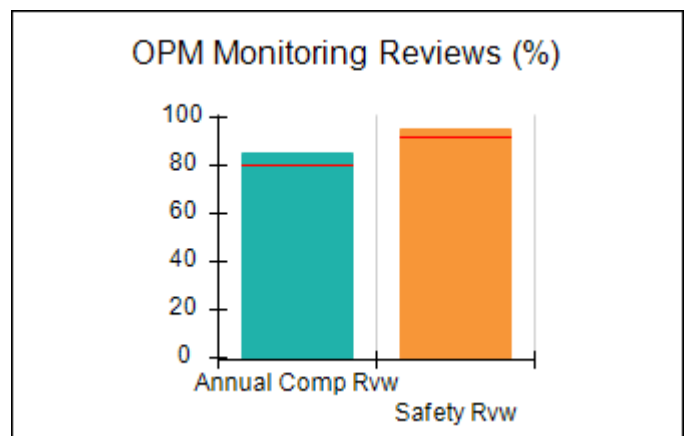
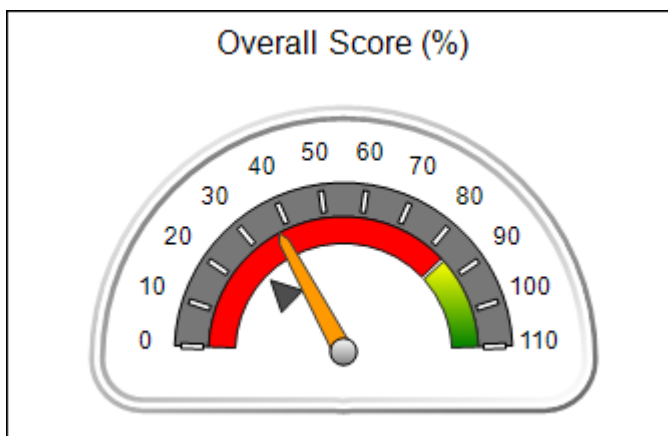


Performance-Based Placement Measures RBWO Provider GA+SCORECARD - ILP/TLP

Report Quarter: Q2 FY2019

Provider/Program Name: Turning Point Homes - Independent Living Program (832) - ILP			
2058 Snapfinger Road, Decatur, GA 30034	Quarterly Scores (Grades)		Current Quarter Score (Grade)
Phone: 678-303-2651	Q1: 49.44 (F)	Q2: 37.23 (F)	37.23%
Vendor ID# 35605	Q3: N/A	Q4: N/A	(F)
Program Census Information:	# Children in Care During Quarter: 2	# Placements During Quarter: 2	# Children in Care On Last Day: 1
Quarterly Provider Comparisons to All ILP/TLPs			

▼ — indicates average for all ILP/TLPs





Performance-Based Placement Measures RBWO Provider GA+SCORECARD - ILP/TLP

Report Quarter: Q2 FY2019

Provider/Program Name: Turning Point Homes - Independent Living Program (832) - ILP				
2058 Snapfinger Road, Decatur, GA 30034		Quarterly Scores (Grades)		Current Quarter Score (Grade)
Phone: 678-303-2651		Q1: 49.44 (F)	Q2: 37.23 (F)	37.23%
Vendor ID# 35605		Q3: N/A	Q4: N/A	(F)
Program Census Information:		# Children in Care During Quarter: 2	# Placements During Quarter: 2	# Children in Care On Last Day: 1
	Avg Performance All ILP/TLPs (%)	Provider Performance (%)*	Possible Points (Weight)	Provider Points Earned
OPM Monitoring Reviews				
Annual Comprehensive Reviews	80%	85%	15	12.78
Safety Reviews	92%	96%	10	9.55
Monitoring Sub-Total			25	22.33
ILP/TLP Safety Outcomes				
Incidence of Maltreatment	0.00%	Not Eligible		
Staff Training/Foundations	88%	83%	6.5	5.40
Staff Safety Checks	90%	100%	6.5	6.50
Safety Sub-Total			13	11.90
ILP/TLP Permanency Outcomes				
Placement Stability	93%	100%	3	3.00
Permanency Sub-Total			3	3.00
ILP/TLP Well-Being Outcomes				
EPSDT Medical Visits	77%	0%	4	0.00
EPSDT Dental Visits	74%	0%	4	0.00
Academic Supports	50%	0%	2	0.00
Provider ECEM Visits	65%	0%	4	0.00
Placements with Siblings	16%	Not Eligible	Not Scored	Not Scored
Placements within Legal County	26%	Not Eligible	Not Scored	Not Scored
Well-Being Sub-Total			14	0.00
ILP/TLP Specialty Outcomes				
Academic/Career Development	28%	0%	10	0.00
Ind Living Skills Provision	60%	0%	15	0.00
Financial Independence	49%	0%	5	0.00
WTLP/Life Coach	56%	0%	15	0.00
Specialty Sub-Total			45	0.00
*Performance calculation descriptions can be found in the FY 2019 RBWO PBP Measurements and Standards Guide.				
Monitoring & Outcomes: Possible Points = 100			Points Earned = 37.23	
Score Before Incentives Credit				37.23%



Performance-Based Placement Measures

RBWO Provider GA+SCORECARD - ILP/TLP

Report Quarter: Q2 FY2019

Incentives Awarded	00.00 pts
PBP Verification	N/A pts
Total Score	37.23%

Provider/Program Name: Turning Point Homes - Independent Living Program (832) - ILP

Program Census Information:		# Children in Care During Quarter: 2	# Placements During Quarter: 2	# Children in Care On Last Day: 1
ILP/TLP Incentive Credits	Avg Performance All ILP/TLPs (Points)	Provider Performance (%)*	Possible Points (Weight)	Provider Points Earned
No DOC Involvement		0%	5	0.00
Community Connections		0%	4	0.00
Positive Permanency Connections		0%	5	0.00
HS Grad/GED/Prof or Trade Certificate/College		N/A	10/5/5/1	
Part-Time Employment with Medical Benefits		0%	10	0.00
Living Arrangements at Discharge		Not Eligible	10	
Additional Academic Supports		0%	2	0.00
Additional IL Skills Provision		0%	5	0.00
Active Agency Accreditation		0%	4	0.00
Staff Clinical Licensure		0%	5	0.00
Incentives Total	9.71			0.00

*Performance calculation descriptions can be found in the FY 2019 RBWO PBP Measurements and Standards Guide.

Child Protective Services Investigations and Dispositions

The following investigations data, which is not used for scoring but is considered significant to a provider's performance, is from Georgia SHINES and is not considered final or complete until the end of the fiscal year.

Total Reports:	0	
Number Screened In:	0	
Number Screened Out:	0	
Number Substantiated:	0	
Number Unsubstantiated:	0	
Number Active CPS Investigations:	0	



Performance-Based Placement Measures

RBWO Provider GA+SCORECARD - ILP/TLP

Report Quarter: Q2 FY2019

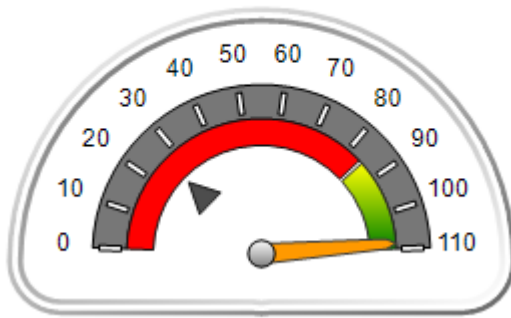
Provider/Program Name: United Methodist Children Home of the North GA Conference - ILP (4428) - ILP

1967 Lakeside Pkwy, Tucker, GA 30084	Quarterly Scores (Grades)		Current Quarter Score (Grade)
Phone: 404-327-5820	Q1: 98.41 (A+)	Q2: 108.49 (A+)	108.49%
Vendor ID# 63445	Q3: N/A	Q4: N/A	(A+)
Program Census Information:	# Children in Care During Quarter: 5	# Placements During Quarter: 5	# Children in Care On Last Day: 5

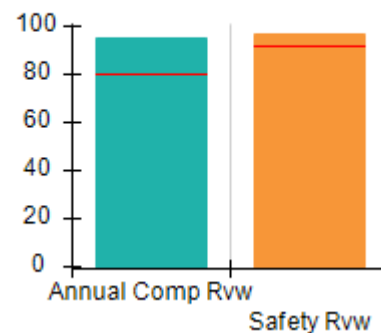
Quarterly Provider Comparisons to All ILP/TLPs

indicates average for all ILP/TLPs

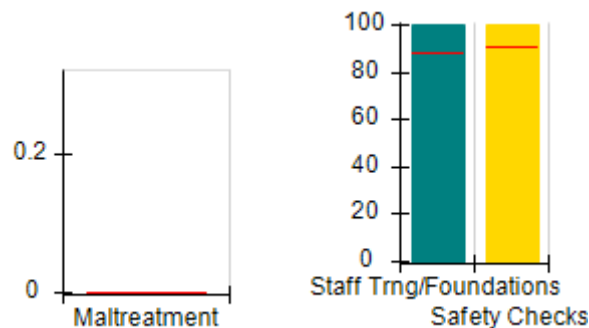
Overall Score (%)



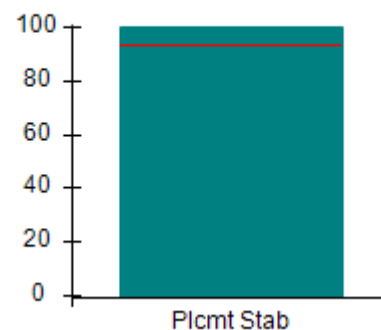
OPM Monitoring Reviews (%)



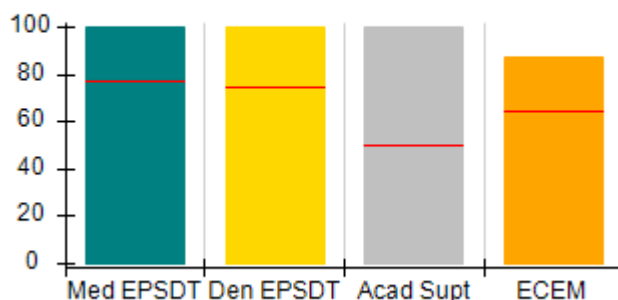
Safety Outcomes (%)



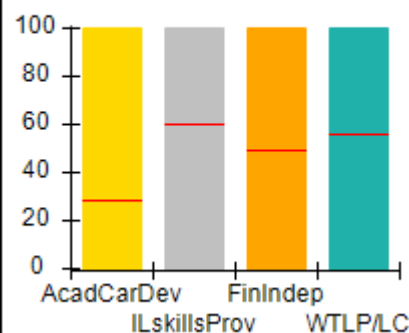
Permanency Outcomes (%)



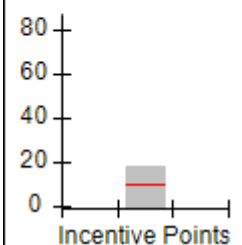
Well-Being Outcomes (%)



ILP/TLP Outcomes (%)



Incentives Earned (Points)





Performance-Based Placement Measures

RBWO Provider GA+SCORECARD - ILP/TLP

Report Quarter: Q2 FY2019

Provider/Program Name: United Methodist Children Home of the North GA Conference - ILP (4428) - ILP				
1967 Lakeside Pkwy, Tucker, GA 30084		Quarterly Scores (Grades)		Current Quarter Score (Grade)
Phone: 404-327-5820		Q1: 98.41 (A+)	Q2: 108.49 (A+)	108.49%
Vendor ID# 63445		Q3: N/A	Q4: N/A	(A+)
Program Census Information:		# Children in Care During Quarter: 5	# Placements During Quarter: 5	# Children in Care On Last Day: 5
	Avg Performance All ILP/TLPs (%)	Provider Performance (%)*	Possible Points (Weight)	Provider Points Earned
OPM Monitoring Reviews				
Annual Comprehensive Reviews	80%	95%	15	14.30
Safety Reviews	92%	97%	10	9.71
Monitoring Sub-Total			25	24.01
ILP/TLP Safety Outcomes				
Incidence of Maltreatment	0.00%	Not Eligible		
Staff Training/Foundations	88%	100%	6.5	6.50
Staff Safety Checks	90%	100%	6.5	6.50
Safety Sub-Total			13	13.00
ILP/TLP Permanency Outcomes				
Placement Stability	93%	100%	3	3.00
Permanency Sub-Total			3	3.00
ILP/TLP Well-Being Outcomes				
EPSDT Medical Visits	77%	100%	4	4.00
EPSDT Dental Visits	74%	100%	4	4.00
Academic Supports	50%	100%	2	2.00
Provider ECEM Visits	65%	87%	4	3.48
Placements with Siblings	16%	Not Eligible	Not Scored	Not Scored
Placements within Legal County	26%	Not Eligible	Not Scored	Not Scored
Well-Being Sub-Total			14	13.48
ILP/TLP Specialty Outcomes				
Academic/Career Development	28%	100%	10	10.00
Ind Living Skills Provision	60%	100%	15	15.00
Financial Independence	49%	100%	5	5.00
WTLP/Life Coach	56%	100%	15	15.00
Specialty Sub-Total			45	45.00
*Performance calculation descriptions can be found in the FY 2019 RBWO PBP Measurements and Standards Guide.				

Monitoring & Outcomes: Possible Points = 100
Points Earned = 98.49



Performance-Based Placement Measures

RBWO Provider GA+SCORECARD - ILP/TLP

Report Quarter: Q2 FY2019

Score Before Incentives Credit	98.49%
Incentives Awarded	10.00 pts
PBP Verification	N/A pts
Total Score	108.49%

Provider/Program Name: United Methodist Children Home of the North GA Conference - ILP (4428) - ILP

Program Census Information:		# Children in Care During Quarter: 5	# Placements During Quarter: 5	# Children in Care On Last Day: 5
ILP/TLP Incentive Credits	Avg Performance All ILP/TLPs (Points)	Provider Performance (%)*	Possible Points (Weight)	Provider Points Earned
No DOC Involvement		100%	5	5.00
Community Connections		100%	4	4.00
Positive Permanency Connections		100%	5	5.00
HS Grad/GED/Prof or Trade Certificate/College		N/A	10/5/5/1	2.00
Part-Time Employment with Medical Benefits		Not Eligible	10	
Living Arrangements at Discharge		Not Eligible	10	
Additional Academic Supports		0%	2	0.00
Additional IL Skills Provision		7%	5	0.35
Active Agency Accreditation		50%	4	2.00
Staff Clinical Licensure		0%	5	0.00
Incentives Total	9.71			18.35

*Performance calculation descriptions can be found in the FY 2019 RBWO PBP Measurements and Standards Guide.

Child Protective Services Investigations and Dispositions

The following investigations data, which is not used for scoring but is considered significant to a provider's performance, is from Georgia SHINES and is not considered final or complete until the end of the fiscal year.

Total Reports:	0
Number Screened In:	0
Number Screened Out:	0
Number Substantiated:	0
Number Unsubstantiated:	0
Number Active CPS Investigations:	0



Performance-Based Placement Measures RBWO Provider GA+SCORECARD - ILP/TLP

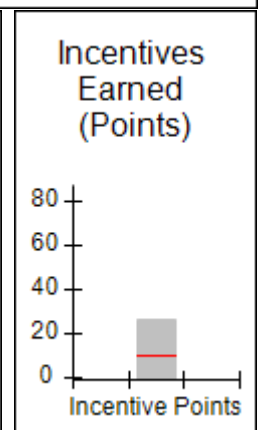
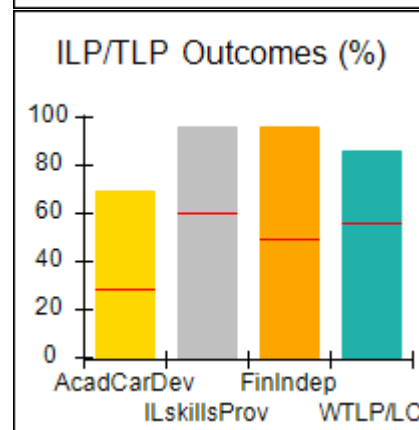
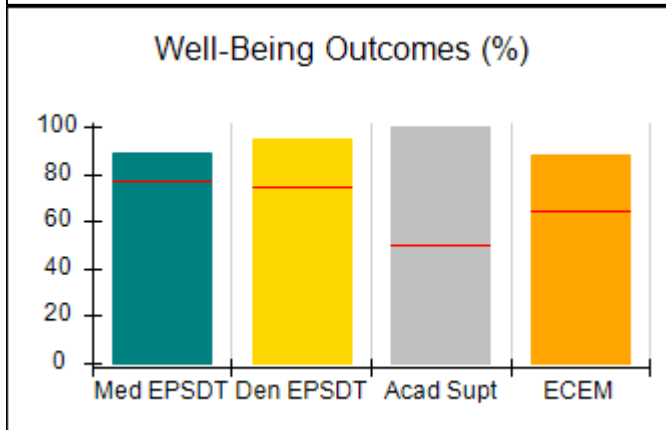
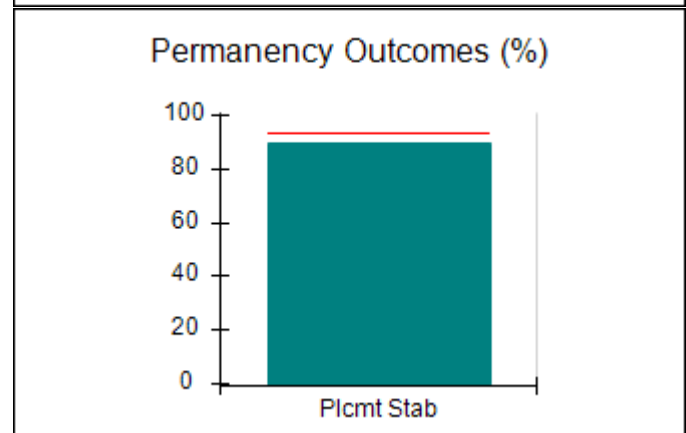
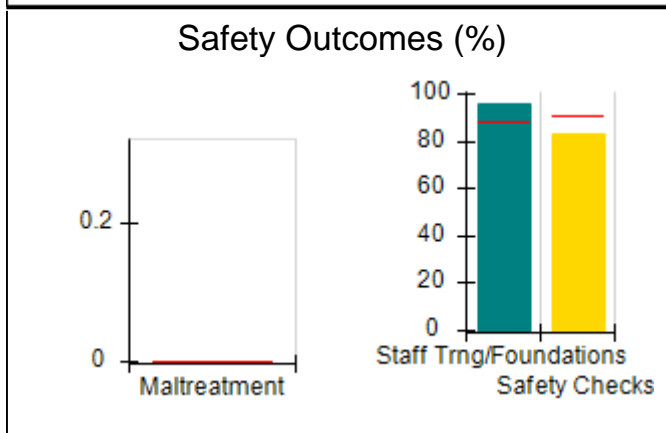
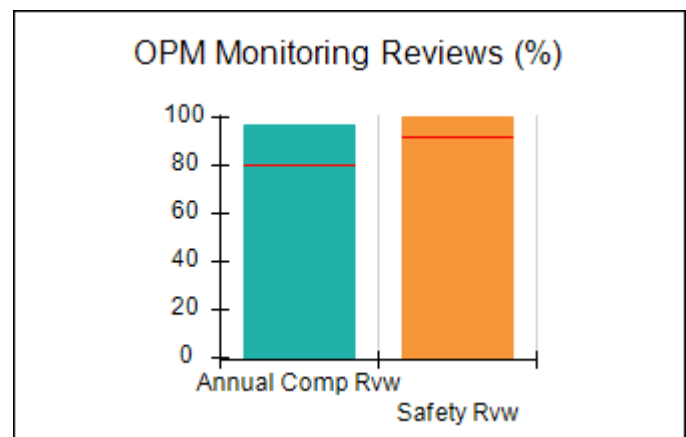
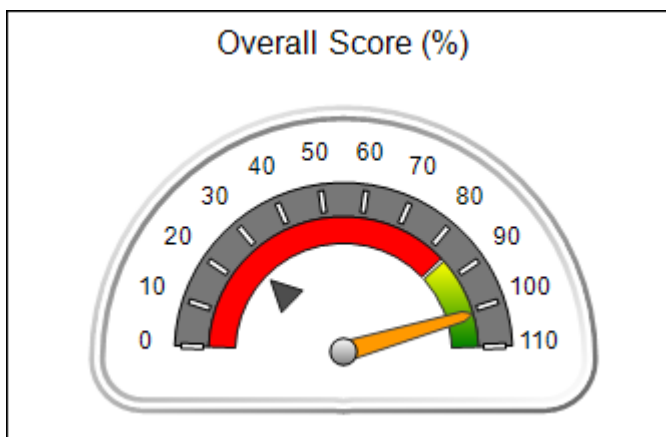
Report Quarter: Q2 FY2019

Provider/Program Name: United Methodist Children Home of the North GA Conference - TLP (849) - TLP

2200 Parklake Dr, Atlanta, GA 30345	Quarterly Scores (Grades)		Current Quarter Score (Grade)
Phone: 404-327-5820	Q1: 80.12 (B-)	Q2: 101.05 (A+)	101.05%
Vendor ID# 35627	Q3: N/A	Q4: N/A	(A+)
Program Census Information:	# Children in Care During Quarter: 20	# Placements During Quarter: 20	# Children in Care On Last Day: 16

Quarterly Provider Comparisons to All ILP/TLPs

▼ — indicates average for all ILP/TLPs





Performance-Based Placement Measures

RBWO Provider GA+SCORECARD - ILP/TLP

Report Quarter: Q2 FY2019

Provider/Program Name: United Methodist Children Home of the North GA Conference - TLP (849) - TLP				
2200 Parklake Dr, Atlanta, GA 30345		Quarterly Scores (Grades)		Current Quarter Score (Grade)
Phone: 404-327-5820		Q1: 80.12 (B-)	Q2: 101.05 (A+)	101.05%
Vendor ID# 35627		Q3: N/A	Q4: N/A	(A+)
Program Census Information:		# Children in Care During Quarter: 20	# Placements During Quarter: 20	# Children in Care On Last Day: 16
	Avg Performance All ILP/TLPs (%)	Provider Performance (%)*	Possible Points (Weight)	Provider Points Earned
OPM Monitoring Reviews				
Annual Comprehensive Reviews	80%	97%	15	14.52
Safety Reviews	92%	100%	10	10.00
Monitoring Sub-Total			25	24.52
ILP/TLP Safety Outcomes				
Incidence of Maltreatment	0.00%	No Substantiated Reports	3	3.00
Staff Training/Foundations	88%	96%	5	4.80
Staff Safety Checks	90%	83%	5	4.15
Safety Sub-Total			13	11.95
ILP/TLP Permanency Outcomes				
Placement Stability	93%	90%	3	2.70
Permanency Sub-Total			3	2.70
ILP/TLP Well-Being Outcomes				
EPSDT Medical Visits	77%	89%	4	3.56
EPSDT Dental Visits	74%	95%	4	3.80
Academic Supports	50%	100%	2	2.00
Provider ECEM Visits	65%	88%	4	3.52
Placements with Siblings	16%	0%	Not Scored	Not Scored
Placements within Legal County	26%	0%	Not Scored	Not Scored
Well-Being Sub-Total			14	12.88
ILP/TLP Specialty Outcomes				
Academic/Career Development	28%	69%	10	6.90
Ind Living Skills Provision	60%	96%	15	14.40
Financial Independence	49%	96%	5	4.80
WTLP/Life Coach	56%	86%	15	12.90
Specialty Sub-Total			45	39.00
*Performance calculation descriptions can be found in the FY 2019 RBWO PBP Measurements and Standards Guide.				

Monitoring & Outcomes: Possible Points = 100
Points Earned = 91.05



Performance-Based Placement Measures

RBWO Provider GA+SCORECARD - ILP/TLP

Report Quarter: Q2 FY2019

Score Before Incentives Credit	91.05%
Incentives Awarded	10.00 pts
PBP Verification	N/A pts
Total Score	101.05%

Provider/Program Name: United Methodist Children Home of the North GA Conference - TLP (849) - TLP

Program Census Information:		# Children in Care During Quarter: 20	# Placements During Quarter: 20	# Children in Care On Last Day: 16
ILP/TLP Incentive Credits	Avg Performance All ILP/TLPs (Points)	Provider Performance (%)*	Possible Points (Weight)	Provider Points Earned
No DOC Involvement		100%	5	5.00
Community Connections		94%	4	3.76
Positive Permanency Connections		95%	5	4.75
HS Grad/GED/Prof or Trade Certificate/College		N/A	10/5/5/1	10.00
Part-Time Employment with Medical Benefits		0%	10	0.00
Living Arrangements at Discharge		0%	10	0.00
Additional Academic Supports		52%	2	1.04
Additional IL Skills Provision		0%	5	0.00
Active Agency Accreditation		50%	4	2.00
Staff Clinical Licensure		0%	5	0.00
Incentives Total	9.71			26.55

*Performance calculation descriptions can be found in the FY 2019 RBWO PBP Measurements and Standards Guide.

Child Protective Services Investigations and Dispositions

The following investigations data, which is not used for scoring but is considered significant to a provider's performance, is from Georgia SHINES and is not considered final or complete until the end of the fiscal year.

Total Reports:	0
Number Screened In:	0
Number Screened Out:	0
Number Substantiated:	0
Number Unsubstantiated:	0
Number Active CPS Investigations:	0



Performance-Based Placement Measures

RBWO Provider GA+SCORECARD - ILP/TLP

Report Quarter: Q2 FY2019

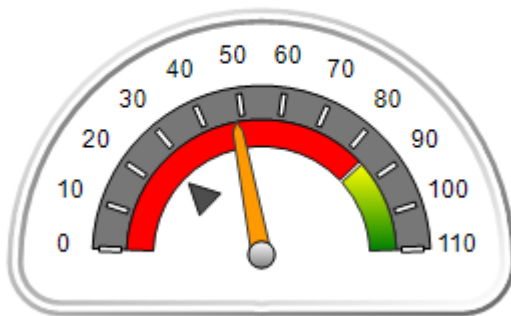
Provider/Program Name: Untapped Potential LLC - Brook Haven (5273) - ILP

100 Brook Haven Circle, Fort Oglethorpe, GA 30742	Quarterly Scores (Grades)		Current Quarter Score (Grade)
Phone: 404-781-9437	Q1: 56.83 (F)	Q2: 48.22 (F)	48.22%
Vendor ID# 161457	Q3: N/A	Q4: N/A	(F)
Program Census Information:	# Children in Care During Quarter: 1	# Placements During Quarter: 1	# Children in Care On Last Day: 0

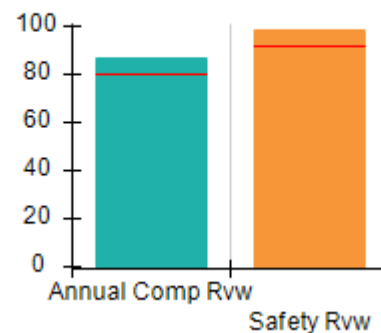
Quarterly Provider Comparisons to All ILP/TLPs

indicates average for all ILP/TLPs

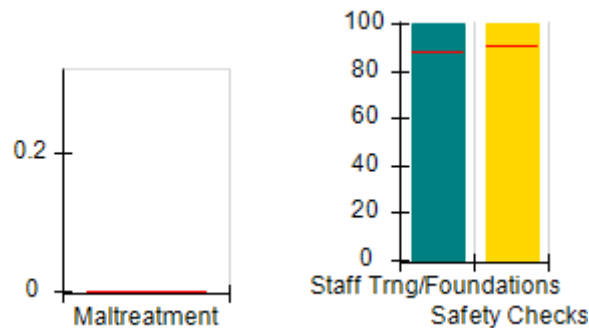
Overall Score (%)



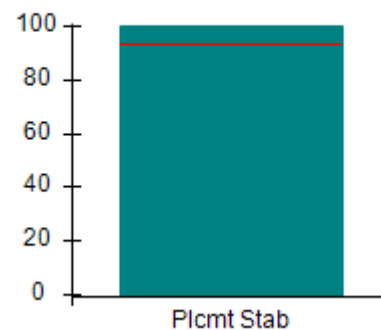
OPM Monitoring Reviews (%)



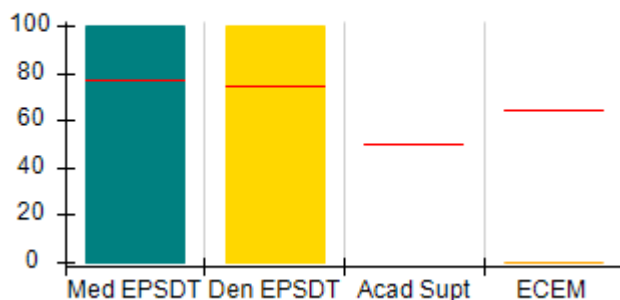
Safety Outcomes (%)



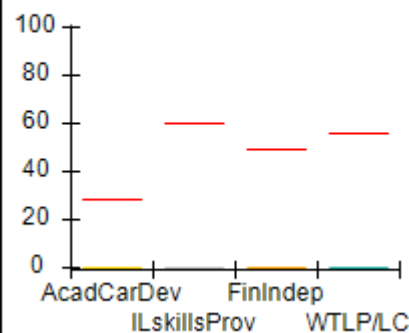
Permanency Outcomes (%)



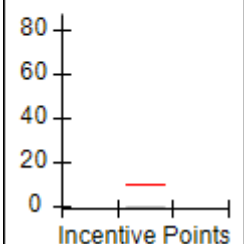
Well-Being Outcomes (%)



ILP/TLP Outcomes (%)



Incentives Earned (Points)





Performance-Based Placement Measures

RBWO Provider GA+SCORECARD - ILP/TLP

Report Quarter: Q2 FY2019

Provider/Program Name: Untapped Potential LLC - Brook Haven (5273) - ILP				
100 Brook Haven Circle, Fort Oglethorpe, GA 30742		Quarterly Scores (Grades)		Current Quarter Score (Grade)
Phone: 404-781-9437		Q1: 56.83 (F)	Q2: 48.22 (F)	48.22%
Vendor ID# 161457		Q3: N/A	Q4: N/A	(F)
Program Census Information:		# Children in Care During Quarter: 1	# Placements During Quarter: 1	# Children in Care On Last Day: 0
	Avg Performance All ILP/TLPs (%)	Provider Performance (%)*	Possible Points (Weight)	Provider Points Earned
OPM Monitoring Reviews				
Annual Comprehensive Reviews	80%	87%	15	13.03
Safety Reviews	92%	99%	10	9.86
Monitoring Sub-Total			25	22.89
ILP/TLP Safety Outcomes				
Incidence of Maltreatment	0.00%	Not Eligible		
Staff Training/Foundations	88%	100%	6.5	6.50
Staff Safety Checks	90%	100%	6.5	6.50
Safety Sub-Total			13	13.00
ILP/TLP Permanency Outcomes				
Placement Stability	93%	100%	3	3.00
Permanency Sub-Total			3	3.00
ILP/TLP Well-Being Outcomes				
EPSDT Medical Visits	77%	100%	4.7	4.67
EPSDT Dental Visits	74%	100%	4.7	4.67
Academic Supports	50%	Not Eligible		
Provider ECEM Visits	65%	0%	4.7	0.00
Placements with Siblings	16%	0%	Not Scored	Not Scored
Placements within Legal County	26%	Not Eligible	Not Scored	Not Scored
Well-Being Sub-Total			14	9.33
ILP/TLP Specialty Outcomes				
Academic/Career Development	28%	0%	10	0.00
Ind Living Skills Provision	60%	0%	15	0.00
Financial Independence	49%	0%	5	0.00
WTLP/Life Coach	56%	0%	15	0.00
Specialty Sub-Total			45	0.00

*Performance calculation descriptions can be found in the FY 2019 RBWO PBP Measurements and Standards Guide.

Monitoring & Outcomes: Possible Points = 100	Points Earned = 48.22
Score Before Incentives Credit	48.22%



Performance-Based Placement Measures

RBWO Provider GA+SCORECARD - ILP/TLP

Report Quarter: Q2 FY2019

Incentives Awarded	00.00 pts
PBP Verification	N/A pts
Total Score	48.22%

Provider/Program Name: Untapped Potential LLC - Brook Haven (5273) - ILP

Program Census Information:		# Children in Care During Quarter: 1	# Placements During Quarter: 1	# Children in Care On Last Day: 0
ILP/TLP Incentive Credits	Avg Performance All ILP/TLPs (Points)	Provider Performance (%)*	Possible Points (Weight)	Provider Points Earned
No DOC Involvement		0%	5	0.00
Community Connections		Not Eligible	4	
Positive Permanency Connections		Not Eligible	5	
HS Grad/GED/Prof or Trade Certificate/College		N/A	10/5/5/1	
Part-Time Employment with Medical Benefits		0%	10	0.00
Living Arrangements at Discharge		0%	10	0.00
Additional Academic Supports		Not Eligible	2	
Additional IL Skills Provision		0%	5	0.00
Active Agency Accreditation		0%	4	0.00
Staff Clinical Licensure		0%	5	0.00
Incentives Total	9.71			0.00

*Performance calculation descriptions can be found in the FY 2019 RBWO PBP Measurements and Standards Guide.

Child Protective Services Investigations and Dispositions

The following investigations data, which is not used for scoring but is considered significant to a provider's performance, is from Georgia SHINES and is not considered final or complete until the end of the fiscal year.

Total Reports:	0	
Number Screened In:	0	
Number Screened Out:	0	
Number Substantiated:	0	
Number Unsubstantiated:	0	
Number Active CPS Investigations:	0	



Performance-Based Placement Measures RBWO Provider GA+SCORECARD - ILP/TLP

Report Quarter: Q2 FY2019

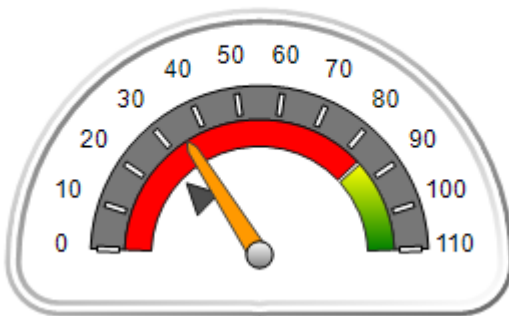
Provider/Program Name: Untapped Potential LLC - Corey (5369) - ILP

603 Corey Circle, Fort Oglethorpe, GA 30742	Quarterly Scores (Grades)		Current Quarter Score (Grade)
Phone: 404-781-9437	Q1: 95.00 (A)	Q2: 34.67 (F)	34.67%
Vendor ID# 161459	Q3: N/A	Q4: N/A	(F)
Program Census Information:	# Children in Care During Quarter: 4	# Placements During Quarter: 4	# Children in Care On Last Day: 3

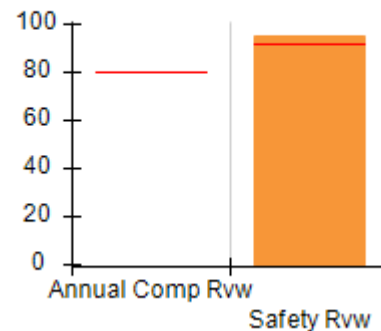
Quarterly Provider Comparisons to All ILP/TLPs

▼ — indicates average for all ILP/TLPs

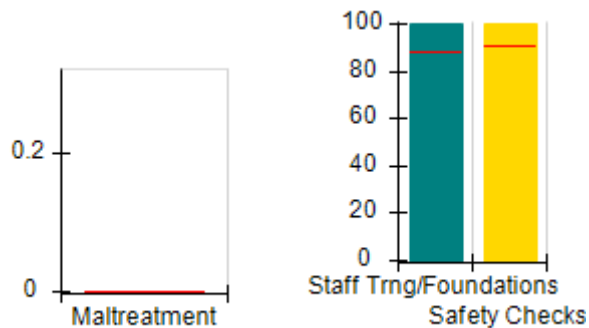
Overall Score (%)



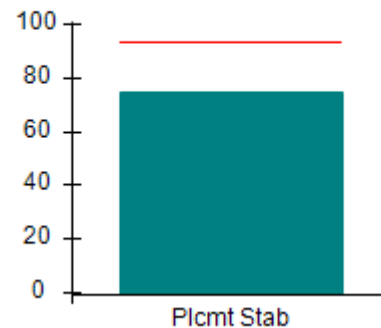
OPM Monitoring Reviews (%)



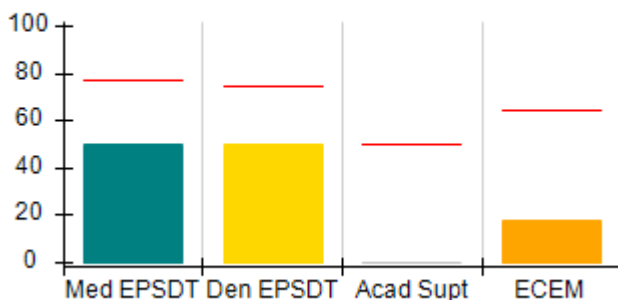
Safety Outcomes (%)



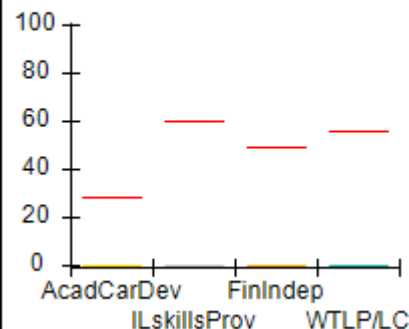
Permanency Outcomes (%)



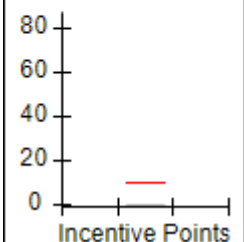
Well-Being Outcomes (%)



ILP/TLP Outcomes (%)



Incentives Earned (Points)





Performance-Based Placement Measures

RBWO Provider GA+SCORECARD - ILP/TLP

Report Quarter: Q2 FY2019

Provider/Program Name: Untapped Potential LLC - Corey (5369) - ILP				
603 Corey Circle, Fort Oglethorpe, GA 30742		Quarterly Scores (Grades)		Current Quarter Score (Grade)
Phone: 404-781-9437		Q1: 95.00 (A)	Q2: 34.67 (F)	34.67%
Vendor ID# 161459		Q3: N/A	Q4: N/A	(F)
Program Census Information:		# Children in Care During Quarter: 4	# Placements During Quarter: 4	# Children in Care On Last Day: 3
	Avg Performance All ILP/TLPs (%)	Provider Performance (%)*	Possible Points (Weight)	Provider Points Earned
OPM Monitoring Reviews				
Annual Comprehensive Reviews	80%	Not Yet Conducted		
Safety Reviews	92%	95%	10	9.50
Monitoring Sub-Total			10	9.50
ILP/TLP Safety Outcomes				
Incidence of Maltreatment	0.00%	No Substantiated Reports	3	3.00
Staff Training/Foundations	88%	100%	5	5.00
Staff Safety Checks	90%	100%	5	5.00
Safety Sub-Total			13	13.00
ILP/TLP Permanency Outcomes				
Placement Stability	93%	75%	3	2.25
Permanency Sub-Total			3	2.25
ILP/TLP Well-Being Outcomes				
EPSDT Medical Visits	77%	50%	4	2.00
EPSDT Dental Visits	74%	50%	4	2.00
Academic Supports	50%	0%	2	0.00
Provider ECEM Visits	65%	18%	4	0.72
Placements with Siblings	16%	Not Eligible	Not Scored	Not Scored
Placements within Legal County	26%	Not Eligible	Not Scored	Not Scored
Well-Being Sub-Total			14	4.72
ILP/TLP Specialty Outcomes				
Academic/Career Development	28%	0%	10	0.00
Ind Living Skills Provision	60%	0%	15	0.00
Financial Independence	49%	0%	5	0.00
WTLP/Life Coach	56%	0%	15	0.00
Specialty Sub-Total			45	0.00
*Performance calculation descriptions can be found in the FY 2019 RBWO PBP Measurements and Standards Guide.				

Monitoring & Outcomes: Possible Points = 85

Points Earned = 29.47



Performance-Based Placement Measures

RBWO Provider GA+SCORECARD - ILP/TLP

Report Quarter: Q2 FY2019

Score Before Incentives Credit	34.67%
Incentives Awarded	00.00 pts
PBP Verification	N/A pts
Total Score	34.67%

Provider/Program Name: Untapped Potential LLC - Corey (5369) - ILP				
Program Census Information:		# Children in Care During Quarter: 4	# Placements During Quarter: 4	# Children in Care On Last Day: 3
ILP/TLP Incentive Credits	Avg Performance All ILP/TLPs (Points)	Provider Performance (%)*	Possible Points (Weight)	Provider Points Earned
No DOC Involvement		0%	5	0.00
Community Connections		0%	4	0.00
Positive Permanency Connections		0%	5	0.00
HS Grad/GED/Prof or Trade Certificate/College		N/A	10/5/5/1	
Part-Time Employment with Medical Benefits		0%	10	0.00
Living Arrangements at Discharge		0%	10	0.00
Additional Academic Supports		0%	2	0.00
Additional IL Skills Provision		0%	5	0.00
Active Agency Accreditation		0%	4	0.00
Staff Clinical Licensure		0%	5	0.00
Incentives Total	9.71			0.00

*Performance calculation descriptions can be found in the FY 2019 RBWO PBP Measurements and Standards Guide.

Child Protective Services Investigations and Dispositions		
The following investigations data, which is not used for scoring but is considered significant to a provider's performance, is from Georgia SHINES and is not considered final or complete until the end of the fiscal year.		
Total Reports:	0	
Number Screened In:	0	
Number Screened Out:	0	
Number Substantiated:	0	
Number Unsubstantiated:	0	
Number Active CPS Investigations:	0	



Performance-Based Placement Measures RBWO Provider GA+SCORECARD - ILP/TLP

Report Quarter: Q2 FY2019

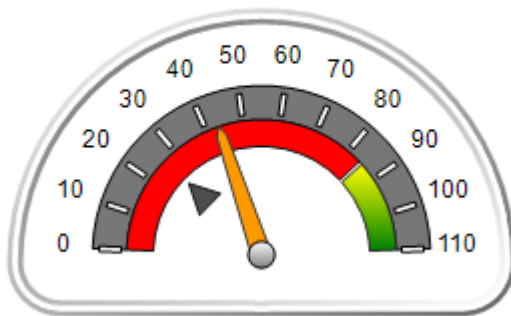
Provider/Program Name: Untapped Potential LLC - Cross (5368) - ILP

1011 Cross St, Rossville, GA 30741	Quarterly Scores (Grades)		Current Quarter Score (Grade)
Phone: 404-781-9437	Q1: 95.00 (A)	Q2: 43.41 (F)	43.41%
Vendor ID# 161460	Q3: N/A	Q4: N/A	(F)
Program Census Information:	# Children in Care During Quarter: 4	# Placements During Quarter: 4	# Children in Care On Last Day: 4

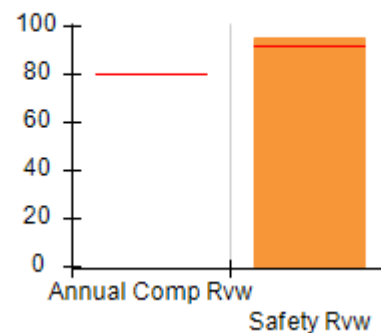
Quarterly Provider Comparisons to All ILP/TLPs

▼ — indicates average for all ILP/TLPs

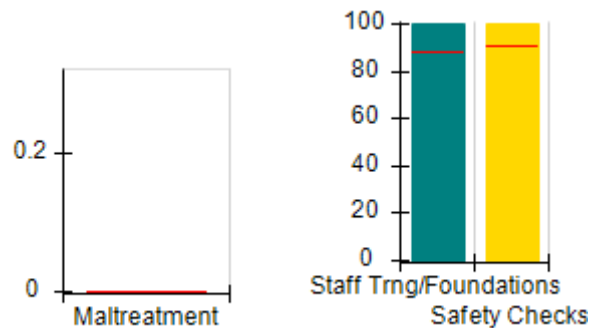
Overall Score (%)



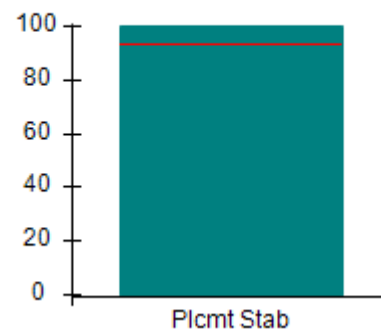
OPM Monitoring Reviews (%)



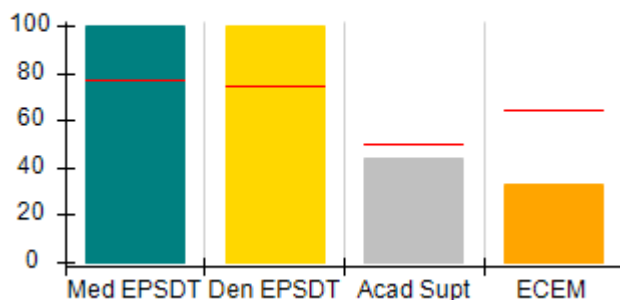
Safety Outcomes (%)



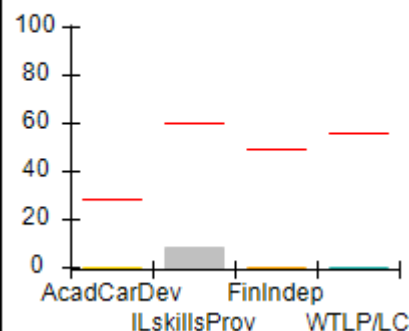
Permanency Outcomes (%)



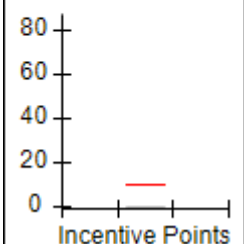
Well-Being Outcomes (%)



ILP/TLP Outcomes (%)



Incentives Earned (Points)





Performance-Based Placement Measures RBWO Provider GA+SCORECARD - ILP/TLP

Report Quarter: Q2 FY2019

Provider/Program Name: Untapped Potential LLC - Cross (5368) - ILP				
1011 Cross St, Rossville, GA 30741		Quarterly Scores (Grades)		Current Quarter Score (Grade)
Phone: 404-781-9437		Q1: 95.00 (A)	Q2: 43.41 (F)	43.41%
Vendor ID# 161460		Q3: N/A	Q4: N/A	(F)
Program Census Information:		# Children in Care During Quarter: 4	# Placements During Quarter: 4	# Children in Care On Last Day: 4
	Avg Performance All ILP/TLPs (%)	Provider Performance (%)*	Possible Points (Weight)	Provider Points Earned
OPM Monitoring Reviews				
Annual Comprehensive Reviews	80%	Not Yet Conducted		
Safety Reviews	92%	95%	10	9.50
Monitoring Sub-Total			10	9.50
ILP/TLP Safety Outcomes				
Incidence of Maltreatment	0.00%	No Substantiated Reports	3	3.00
Staff Training/Foundations	88%	100%	5	5.00
Staff Safety Checks	90%	100%	5	5.00
Safety Sub-Total			13	13.00
ILP/TLP Permanency Outcomes				
Placement Stability	93%	100%	3	3.00
Permanency Sub-Total			3	3.00
ILP/TLP Well-Being Outcomes				
EPSDT Medical Visits	77%	100%	4	4.00
EPSDT Dental Visits	74%	100%	4	4.00
Academic Supports	50%	44%	2	0.88
Provider ECEM Visits	65%	33%	4	1.32
Placements with Siblings	16%	0%	Not Scored	Not Scored
Placements within Legal County	26%	Not Eligible	Not Scored	Not Scored
Well-Being Sub-Total			14	10.20
ILP/TLP Specialty Outcomes				
Academic/Career Development	28%	0%	10	0.00
Ind Living Skills Provision	60%	8%	15	1.20
Financial Independence	49%	0%	5	0.00
WTLP/Life Coach	56%	0%	15	0.00
Specialty Sub-Total			45	1.20
*Performance calculation descriptions can be found in the FY 2019 RBWO PBP Measurements and Standards Guide.				

Monitoring & Outcomes: Possible Points = 85

Points Earned = 36.90



Performance-Based Placement Measures

RBWO Provider GA+SCORECARD - ILP/TLP

Report Quarter: Q2 FY2019

Score Before Incentives Credit	43.41%
Incentives Awarded	00.00 pts
PBP Verification	N/A pts
Total Score	43.41%

Provider/Program Name: Untapped Potential LLC - Cross (5368) - ILP				
Program Census Information:		# Children in Care During Quarter: 4	# Placements During Quarter: 4	# Children in Care On Last Day: 4
ILP/TLP Incentive Credits	Avg Performance All ILP/TLPs (Points)	Provider Performance (%)*	Possible Points (Weight)	Provider Points Earned
No DOC Involvement		0%	5	0.00
Community Connections		0%	4	0.00
Positive Permanency Connections		0%	5	0.00
HS Grad/GED/Prof or Trade Certificate/College		N/A	10/5/5/1	
Part-Time Employment with Medical Benefits		Not Eligible	10	
Living Arrangements at Discharge		Not Eligible	10	
Additional Academic Supports		0%	2	0.00
Additional IL Skills Provision		0%	5	0.00
Active Agency Accreditation		0%	4	0.00
Staff Clinical Licensure		0%	5	0.00
Incentives Total	9.71			0.00

*Performance calculation descriptions can be found in the FY 2019 RBWO PBP Measurements and Standards Guide.

Child Protective Services Investigations and Dispositions		
The following investigations data, which is not used for scoring but is considered significant to a provider's performance, is from Georgia SHINES and is not considered final or complete until the end of the fiscal year.		
Total Reports:	0	
Number Screened In:	0	
Number Screened Out:	0	
Number Substantiated:	0	
Number Unsubstantiated:	0	
Number Active CPS Investigations:	0	



Performance-Based Placement Measures RBWO Provider GA+SCORECARD - ILP/TLP

Report Quarter: Q2 FY2019

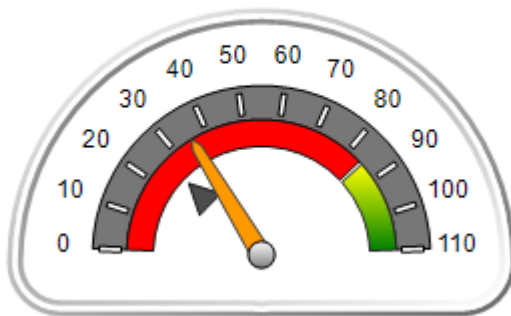
Provider/Program Name: Untapped Potential LLC - Pearl (5370) - ILP

205 Pearl St, Chickamauga, GA 30707	Quarterly Scores (Grades)		Current Quarter Score (Grade)
Phone: 404-781-9437	Q1: 95.00 (A)	Q2: 35.49 (F)	35.49%
Vendor ID# 161458	Q3: N/A	Q4: N/A	(F)
Program Census Information:	# Children in Care During Quarter: 1	# Placements During Quarter: 1	# Children in Care On Last Day: 1

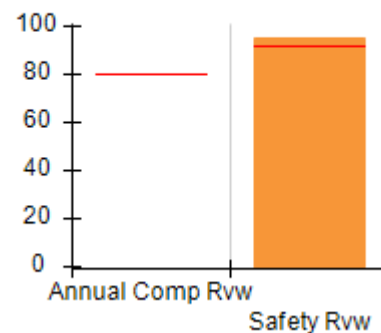
Quarterly Provider Comparisons to All ILP/TLPs

▼ — indicates average for all ILP/TLPs

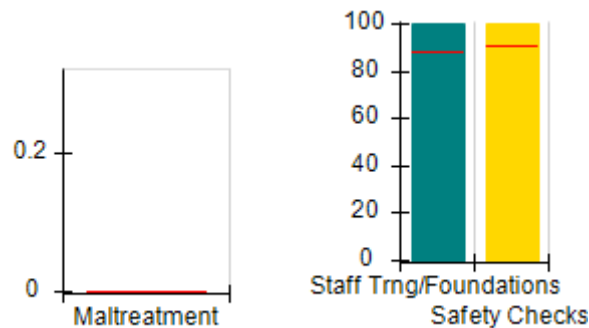
Overall Score (%)



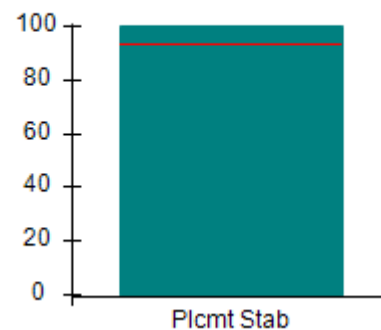
OPM Monitoring Reviews (%)



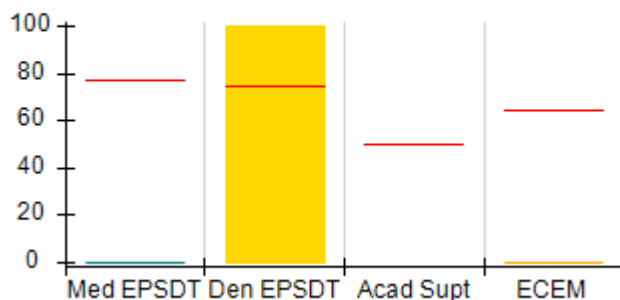
Safety Outcomes (%)



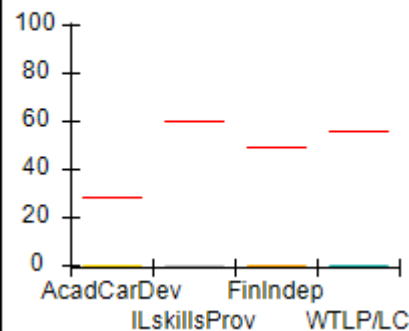
Permanency Outcomes (%)



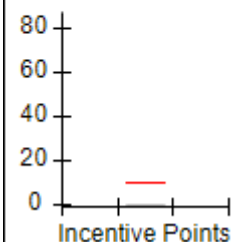
Well-Being Outcomes (%)



ILP/TLP Outcomes (%)



Incentives Earned (Points)





Performance-Based Placement Measures

RBWO Provider GA+SCORECARD - ILP/TLP

Report Quarter: Q2 FY2019

Provider/Program Name: Untapped Potential LLC - Pearl (5370) - ILP				
205 Pearl St, Chickamauga, GA 30707		Quarterly Scores (Grades)		Current Quarter Score (Grade)
Phone: 404-781-9437		Q1: 95.00 (A)	Q2: 35.49 (F)	35.49%
Vendor ID# 161458		Q3: N/A	Q4: N/A	(F)
Program Census Information:		# Children in Care During Quarter: 1	# Placements During Quarter: 1	# Children in Care On Last Day: 1
	Avg Performance All ILP/TLPs (%)	Provider Performance (%)*	Possible Points (Weight)	Provider Points Earned
OPM Monitoring Reviews				
Annual Comprehensive Reviews	80%	Not Yet Conducted		
Safety Reviews	92%	95%	10	9.50
Monitoring Sub-Total			10	9.50
ILP/TLP Safety Outcomes				
Incidence of Maltreatment	0.00%	Not Eligible		
Staff Training/Foundations	88%	100%	6.5	6.50
Staff Safety Checks	90%	100%	6.5	6.50
Safety Sub-Total			13	13.00
ILP/TLP Permanency Outcomes				
Placement Stability	93%	100%	3	3.00
Permanency Sub-Total			3	3.00
ILP/TLP Well-Being Outcomes				
EPSDT Medical Visits	77%	0%	4.7	0.00
EPSDT Dental Visits	74%	100%	4.7	4.67
Academic Supports	50%	Not Eligible		
Provider ECEM Visits	65%	0%	4.7	0.00
Placements with Siblings	16%	Not Eligible	Not Scored	Not Scored
Placements within Legal County	26%	Not Eligible	Not Scored	Not Scored
Well-Being Sub-Total			14	4.67
ILP/TLP Specialty Outcomes				
Academic/Career Development	28%	0%	10	0.00
Ind Living Skills Provision	60%	0%	15	0.00
Financial Independence	49%	0%	5	0.00
WTLP/Life Coach	56%	0%	15	0.00
Specialty Sub-Total			45	0.00
*Performance calculation descriptions can be found in the FY 2019 RBWO PBP Measurements and Standards Guide.				
Monitoring & Outcomes: Possible Points = 85			Points Earned = 30.17	
Score Before Incentives Credit				35.49%

**Performance-Based Placement Measures**
RBWO Provider GA+SCORECARD - ILP/TLP

Report Quarter: Q2 FY2019

Incentives Awarded	00.00 pts
PBP Verification	N/A pts
Total Score	35.49%

Provider/Program Name: Untapped Potential LLC - Pearl (5370) - ILP

Program Census Information:		# Children in Care During Quarter: 1	# Placements During Quarter: 1	# Children in Care On Last Day: 1
ILP/TLP Incentive Credits	Avg Performance All ILP/TLPs (Points)	Provider Performance (%)*	Possible Points (Weight)	Provider Points Earned
No DOC Involvement		0%	5	0.00
Community Connections		0%	4	0.00
Positive Permanency Connections		0%	5	0.00
HS Grad/GED/Prof or Trade Certificate/College		N/A	10/5/5/1	
Part-Time Employment with Medical Benefits		Not Eligible	10	
Living Arrangements at Discharge		Not Eligible	10	
Additional Academic Supports		Not Eligible	2	
Additional IL Skills Provision		0%	5	0.00
Active Agency Accreditation		0%	4	0.00
Staff Clinical Licensure		0%	5	0.00
Incentives Total	9.71			0.00

*Performance calculation descriptions can be found in the FY 2019 RBWO PBP Measurements and Standards Guide.

Child Protective Services Investigations and Dispositions

The following investigations data, which is not used for scoring but is considered significant to a provider's performance, is from Georgia SHINES and is not considered final or complete until the end of the fiscal year.

Total Reports:	0	
Number Screened In:	0	
Number Screened Out:	0	
Number Substantiated:	0	
Number Unsubstantiated:	0	
Number Active CPS Investigations:	0	



Performance-Based Placement Measures RBWO Provider GA+SCORECARD - ILP/TLP

Report Quarter: Q2 FY2019

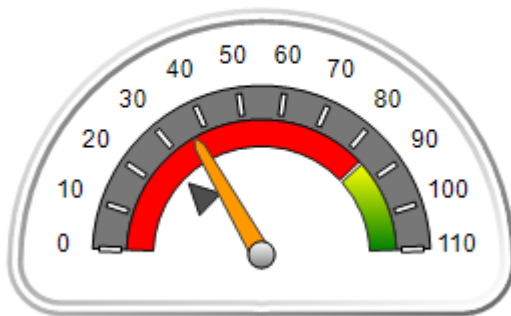
Provider/Program Name: Wellspring Living, Inc. - ILP (5210) - ILP

3965 Roosevelt Hwy, Union City, GA 30349	Quarterly Scores (Grades)		Current Quarter Score (Grade)
Phone: 6788704188	Q1: 30.83 (F)	Q2: 36.35 (F)	36.35%
Vendor ID# 132094	Q3: N/A	Q4: N/A	(F)
Program Census Information:	# Children in Care During Quarter: 5	# Placements During Quarter: 5	# Children in Care On Last Day: 3

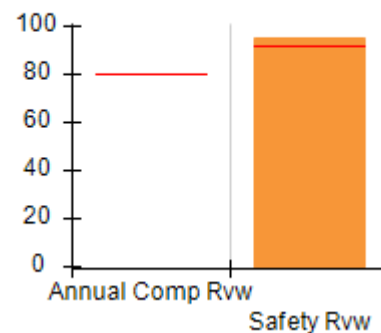
Quarterly Provider Comparisons to All ILP/TLPs

▼ — indicates average for all ILP/TLPs

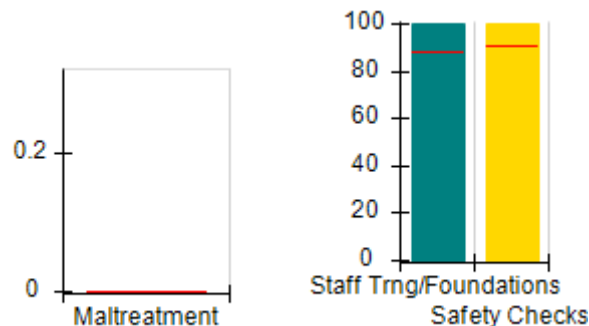
Overall Score (%)



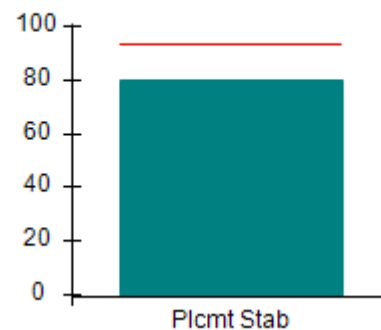
OPM Monitoring Reviews (%)



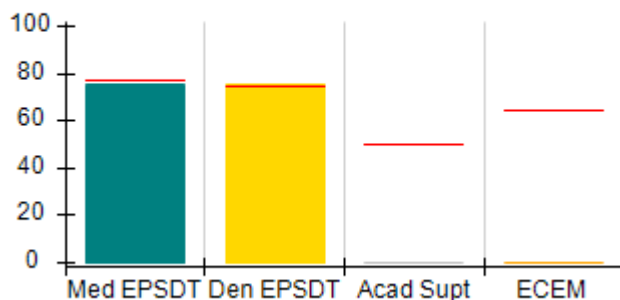
Safety Outcomes (%)



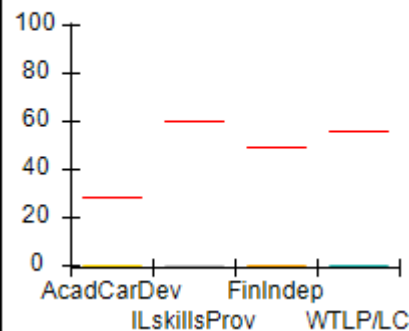
Permanency Outcomes (%)



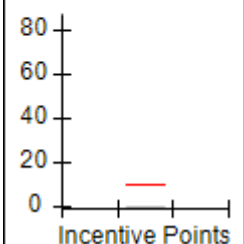
Well-Being Outcomes (%)



ILP/TLP Outcomes (%)



Incentives Earned (Points)





Performance-Based Placement Measures
RBWO Provider GA+SCORECARD - ILP/TLP

Report Quarter: Q2 FY2019

Provider/Program Name: Wellspring Living, Inc. - ILP (5210) - ILP				
3965 Roosevelt Hwy, Union City, GA 30349		Quarterly Scores (Grades)		Current Quarter Score (Grade)
Phone: 6788704188		Q1: 30.83 (F)	Q2: 36.35 (F)	36.35%
Vendor ID# 132094		Q3: N/A	Q4: N/A	(F)
Program Census Information:		# Children in Care During Quarter: 5	# Placements During Quarter: 5	# Children in Care On Last Day: 3
	Avg Performance All ILP/TLPs (%)	Provider Performance (%)*	Possible Points (Weight)	Provider Points Earned
OPM Monitoring Reviews				
Annual Comprehensive Reviews	80%	Not Yet Conducted		
Safety Reviews	92%	95%	10	9.50
Monitoring Sub-Total			10	9.50
ILP/TLP Safety Outcomes				
Incidence of Maltreatment	0.00%	No Substantiated Reports	3	3.00
Staff Training/Foundations	88%	100%	5	5.00
Staff Safety Checks	90%	100%	5	5.00
Safety Sub-Total			13	13.00
ILP/TLP Permanency Outcomes				
Placement Stability	93%	80%	3	2.40
Permanency Sub-Total			3	2.40
ILP/TLP Well-Being Outcomes				
EPSDT Medical Visits	77%	75%	4	3.00
EPSDT Dental Visits	74%	75%	4	3.00
Academic Supports	50%	0%	2	0.00
Provider ECEM Visits	65%	0%	4	0.00
Placements with Siblings	16%	Not Eligible	Not Scored	Not Scored
Placements within Legal County	26%	0%	Not Scored	Not Scored
Well-Being Sub-Total			14	6.00
ILP/TLP Specialty Outcomes				
Academic/Career Development	28%	0%	10	0.00
Ind Living Skills Provision	60%	0%	15	0.00
Financial Independence	49%	0%	5	0.00
WTLP/Life Coach	56%	0%	15	0.00
Specialty Sub-Total			45	0.00
*Performance calculation descriptions can be found in the FY 2019 RBWO PBP Measurements and Standards Guide.				

Monitoring & Outcomes: Possible Points = 85	Points Earned = 30.90
--	------------------------------

**Performance-Based Placement Measures**
RBWO Provider GA+SCORECARD - ILP/TLP

Report Quarter: Q2 FY2019

Score Before Incentives Credit	36.35%
Incentives Awarded	00.00 pts
PBP Verification	N/A pts
Total Score	36.35%

Provider/Program Name: Wellspring Living, Inc. - ILP (5210) - ILP				
Program Census Information:		# Children in Care During Quarter: 5	# Placements During Quarter: 5	# Children in Care On Last Day: 3
ILP/TLP Incentive Credits	Avg Performance All ILP/TLPs (Points)	Provider Performance (%)*	Possible Points (Weight)	Provider Points Earned
No DOC Involvement		0%	5	0.00
Community Connections		0%	4	0.00
Positive Permanency Connections		0%	5	0.00
HS Grad/GED/Prof or Trade Certificate/College		N/A	10/5/5/1	
Part-Time Employment with Medical Benefits		0%	10	0.00
Living Arrangements at Discharge		0%	10	0.00
Additional Academic Supports		0%	2	0.00
Additional IL Skills Provision		0%	5	0.00
Active Agency Accreditation		0%	4	0.00
Staff Clinical Licensure		0%	5	0.00
Incentives Total	9.71			0.00

*Performance calculation descriptions can be found in the FY 2019 RBWO PBP Measurements and Standards Guide.

Child Protective Services Investigations and Dispositions

The following investigations data, which is not used for scoring but is considered significant to a provider's performance, is from Georgia SHINES and is not considered final or complete until the end of the fiscal year.

Total Reports:	0
Number Screened In:	0
Number Screened Out:	0
Number Substantiated:	0
Number Unsubstantiated:	0
Number Active CPS Investigations:	0



Performance-Based Placement Measures RBWO Provider GA+SCORECARD - ILP/TLP

Report Quarter: Q2 FY2019

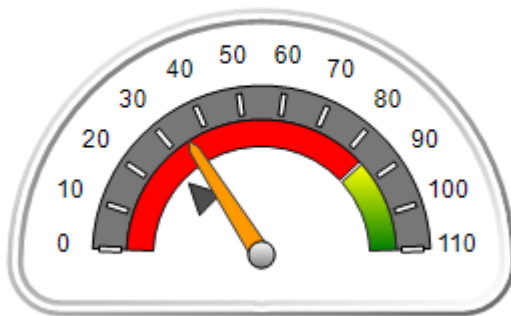
Provider/Program Name: Young Grace, Inc. ILP - (5355) - ILP

9400 Abercorn St., Savannah, GA 31406	Quarterly Scores (Grades)		Current Quarter Score (Grade)
Phone: 9124146534	Q1: 00.00 (F)	Q2: 34.58 (F)	34.58%
Vendor ID# 159957	Q3: N/A	Q4: N/A	(F)
Program Census Information:	# Children in Care During Quarter: 7	# Placements During Quarter: 7	# Children in Care On Last Day: 5

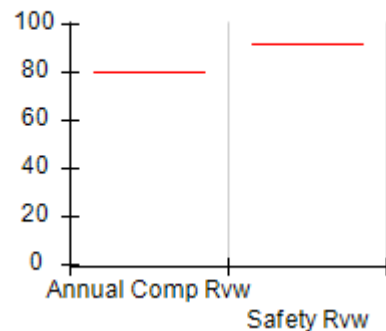
Quarterly Provider Comparisons to All ILP/TLPs

▼ — indicates average for all ILP/TLPs

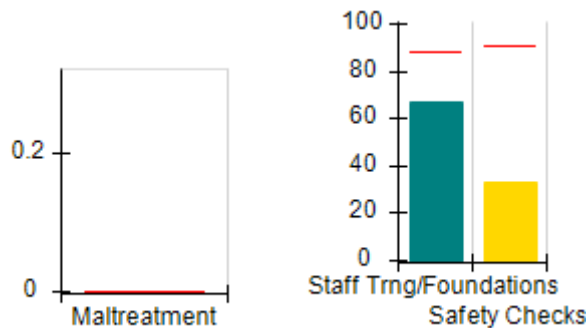
Overall Score (%)



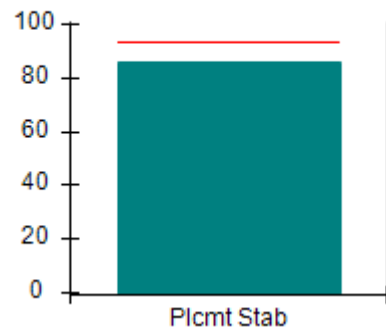
OPM Monitoring Reviews (%)



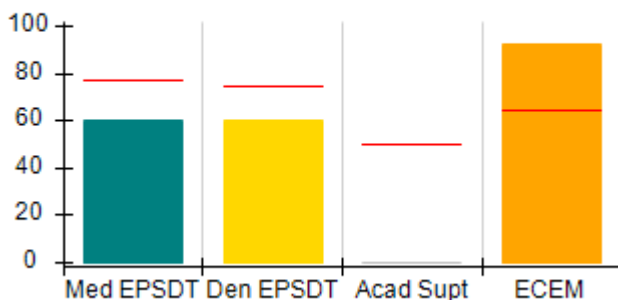
Safety Outcomes (%)



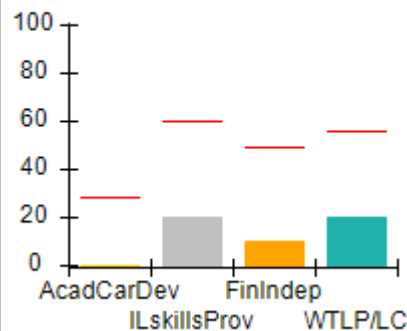
Permanency Outcomes (%)



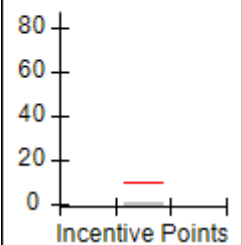
Well-Being Outcomes (%)



ILP/TLP Outcomes (%)



Incentives Earned (Points)





Performance-Based Placement Measures

RBWO Provider GA+SCORECARD - ILP/TLP

Report Quarter: Q2 FY2019

Provider/Program Name: Young Grace, Inc. ILP - (5355) - ILP				
9400 Abercorn St., Savannah, GA 31406		Quarterly Scores (Grades)		Current Quarter Score (Grade)
Phone: 9124146534		Q1: 00.00 (F)	Q2: 34.58 (F)	34.58%
Vendor ID# 159957		Q3: N/A	Q4: N/A	(F)
Program Census Information:		# Children in Care During Quarter: 7	# Placements During Quarter: 7	# Children in Care On Last Day: 5
	Avg Performance All ILP/TLPs (%)	Provider Performance (%)*	Possible Points (Weight)	Provider Points Earned
OPM Monitoring Reviews				
Annual Comprehensive Reviews	80%	Not Yet Conducted		
Safety Reviews	92%	Not Yet Conducted		
Monitoring Sub-Total				0.00
ILP/TLP Safety Outcomes				
Incidence of Maltreatment	0.00%	No Substantiated Reports	3	3.00
Staff Training/Foundations	88%	67%	5	3.35
Staff Safety Checks	90%	33%	5	1.65
Safety Sub-Total			13	8.00
ILP/TLP Permanency Outcomes				
Placement Stability	93%	86%	3	2.58
Permanency Sub-Total			3	2.58
ILP/TLP Well-Being Outcomes				
EPSDT Medical Visits	77%	60%	4	2.40
EPSDT Dental Visits	74%	60%	4	2.40
Academic Supports	50%	0%	2	0.00
Provider ECEM Visits	65%	92%	4	3.68
Placements with Siblings	16%	Not Eligible	Not Scored	Not Scored
Placements within Legal County	26%	80%	Not Scored	Not Scored
Well-Being Sub-Total			14	8.48
ILP/TLP Specialty Outcomes				
Academic/Career Development	28%	0%	10	0.00
Ind Living Skills Provision	60%	20%	15	3.00
Financial Independence	49%	10%	5	0.50
WTLP/Life Coach	56%	20%	15	3.00
Specialty Sub-Total			45	6.50
*Performance calculation descriptions can be found in the FY 2019 RBWO PBP Measurements and Standards Guide.				

Monitoring & Outcomes: Possible Points = 80

Points Earned = 25.56



Performance-Based Placement Measures

RBWO Provider GA+SCORECARD - ILP/TLP

Report Quarter: Q2 FY2019

Score Before Incentives Credit	34.08%
Incentives Awarded	00.50 pts
PBP Verification	N/A pts
Total Score	34.58%

Provider/Program Name: Young Grace, Inc. ILP - (5355) - ILP				
Program Census Information:		# Children in Care During Quarter: 7	# Placements During Quarter: 7	# Children in Care On Last Day: 5
ILP/TLP Incentive Credits	Avg Performance All ILP/TLPs (Points)	Provider Performance (%)*	Possible Points (Weight)	Provider Points Earned
No DOC Involvement		0%	5	0.00
Community Connections		0%	4	0.00
Positive Permanency Connections		0%	5	0.00
HS Grad/GED/Prof or Trade Certificate/College		N/A	10/5/5/1	
Part-Time Employment with Medical Benefits		0%	10	0.00
Living Arrangements at Discharge		0%	10	0.00
Additional Academic Supports		0%	2	0.00
Additional IL Skills Provision		10%	5	0.50
Active Agency Accreditation		0%	4	0.00
Staff Clinical Licensure		0%	5	0.00
Incentives Total	9.71			0.50

*Performance calculation descriptions can be found in the FY 2019 RBWO PBP Measurements and Standards Guide.

Child Protective Services Investigations and Dispositions		
The following investigations data, which is not used for scoring but is considered significant to a provider's performance, is from Georgia SHINES and is not considered final or complete until the end of the fiscal year.		
Total Reports:	0	
Number Screened In:	0	
Number Screened Out:	0	
Number Substantiated:	0	
Number Unsubstantiated:	0	
Number Active CPS Investigations:	0	



Performance-Based Placement Measures RBWO Provider GA+SCORECARD - ILP/TLP

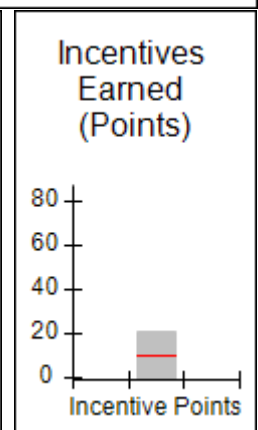
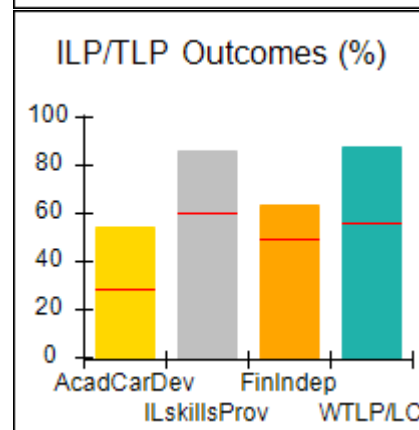
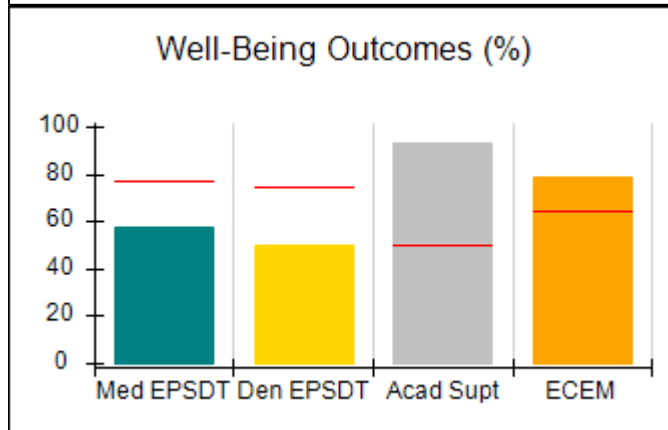
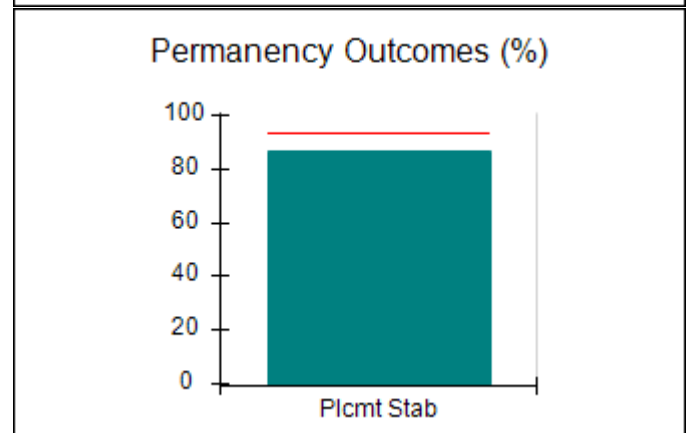
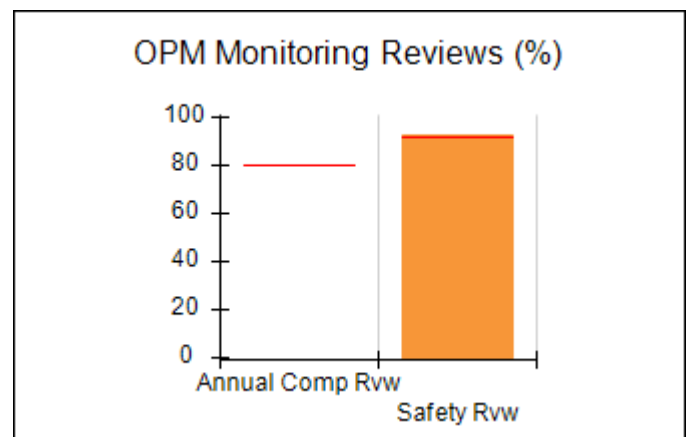
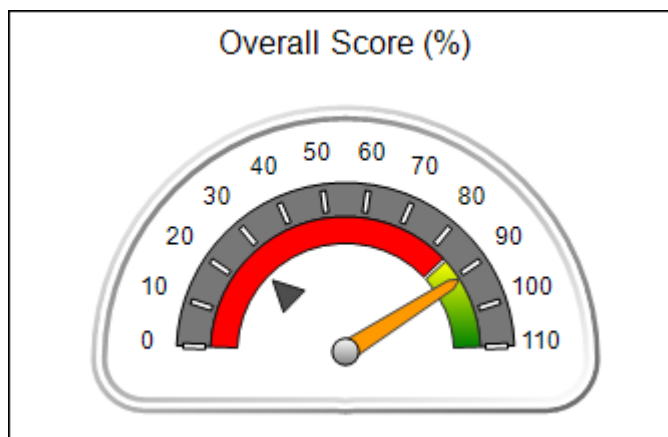
Report Quarter: Q2 FY2019

Provider/Program Name: Youth Empowerment Success Services - Dekalb Site 1 (5258) - ILP

1420 S. Hairston Rd, Stone Mountain, GA 30088	Quarterly Scores (Grades)		Current Quarter Score (Grade)
Phone: 470-236-9377	Q1: 79.85 (C+)	Q2: 91.00 (A-)	91.00%
Vendor ID# 153019	Q3: N/A	Q4: N/A	(A-)
Program Census Information:	# Children in Care During Quarter: 15	# Placements During Quarter: 15	# Children in Care On Last Day: 11

Quarterly Provider Comparisons to All ILP/TLPs

▼ — indicates average for all ILP/TLPs





Performance-Based Placement Measures

RBWO Provider GA+SCORECARD - ILP/TLP

Report Quarter: Q2 FY2019

Provider/Program Name: Youth Empowerment Success Services - Dekalb Site 1 (5258) - ILP				
1420 S. Hairston Rd, Stone Mountain, GA 30088		Quarterly Scores (Grades)		Current Quarter Score (Grade)
Phone: 470-236-9377		Q1: 79.85 (C+)	Q2: 91.00 (A-)	91.00%
Vendor ID# 153019		Q3: N/A	Q4: N/A	(A-)
Program Census Information:		# Children in Care During Quarter: 15	# Placements During Quarter: 15	# Children in Care On Last Day: 11
	Avg Performance All ILP/TLPs (%)	Provider Performance (%)*	Possible Points (Weight)	Provider Points Earned
OPM Monitoring Reviews				
Annual Comprehensive Reviews	80%	Not Yet Conducted		
Safety Reviews	92%	93%	10	9.25
Monitoring Sub-Total			10	9.25
ILP/TLP Safety Outcomes				
Incidence of Maltreatment	0.00%	No Substantiated Reports	3	3.00
Staff Training/Foundations	88%	100%	5	5.00
Staff Safety Checks	90%	100%	5	5.00
Safety Sub-Total			13	13.00
ILP/TLP Permanency Outcomes				
Placement Stability	93%	87%	3	2.61
Permanency Sub-Total			3	2.61
ILP/TLP Well-Being Outcomes				
EPSDT Medical Visits	77%	58%	4	2.32
EPSDT Dental Visits	74%	50%	4	2.00
Academic Supports	50%	93%	2	1.86
Provider ECEM Visits	65%	79%	4	3.16
Placements with Siblings	16%	Not Eligible	Not Scored	Not Scored
Placements within Legal County	26%	25%	Not Scored	Not Scored
Well-Being Sub-Total			14	9.34
ILP/TLP Specialty Outcomes				
Academic/Career Development	28%	54%	10	5.40
Ind Living Skills Provision	60%	86%	15	12.90
Financial Independence	49%	63%	5	3.15
WTLP/Life Coach	56%	88%	15	13.20
Specialty Sub-Total			45	34.65
*Performance calculation descriptions can be found in the FY 2019 RBWO PBP Measurements and Standards Guide.				

Monitoring & Outcomes: Possible Points = 85
Points Earned = 68.85



Performance-Based Placement Measures

RBWO Provider GA+SCORECARD - ILP/TLP

Report Quarter: Q2 FY2019

Score Before Incentives Credit	81.00%
Incentives Awarded	10.00 pts
PBP Verification	N/A pts
Total Score	91.00%

Provider/Program Name: Youth Empowerment Success Services - Dekalb Site 1 (5258) - ILP

Program Census Information:		# Children in Care During Quarter: 15	# Placements During Quarter: 15	# Children in Care On Last Day: 11
ILP/TLP Incentive Credits	Avg Performance All ILP/TLPs (Points)	Provider Performance (%)*	Possible Points (Weight)	Provider Points Earned
No DOC Involvement		64%	5	3.20
Community Connections		14%	4	0.56
Positive Permanency Connections		0%	5	0.00
HS Grad/GED/Prof or Trade Certificate/College		N/A	10/5/5/1	5.00
Part-Time Employment with Medical Benefits		50%	10	5.00
Living Arrangements at Discharge		50%	10	5.00
Additional Academic Supports		7%	2	0.14
Additional IL Skills Provision		41%	5	2.05
Active Agency Accreditation		0%	4	0.00
Staff Clinical Licensure		0%	5	0.00
Incentives Total	9.71			20.95

*Performance calculation descriptions can be found in the FY 2019 RBWO PBP Measurements and Standards Guide.

Child Protective Services Investigations and Dispositions

The following investigations data, which is not used for scoring but is considered significant to a provider's performance, is from Georgia SHINES and is not considered final or complete until the end of the fiscal year.

Total Reports:	0
Number Screened In:	0
Number Screened Out:	0
Number Substantiated:	0
Number Unsubstantiated:	0
Number Active CPS Investigations:	0



Performance-Based Placement Measures RBWO Provider GA+SCORECARD - ILP/TLP

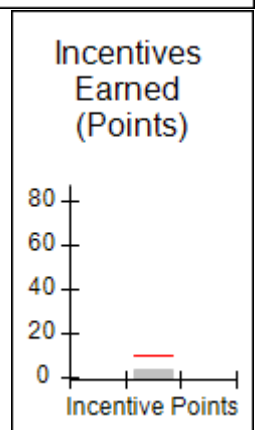
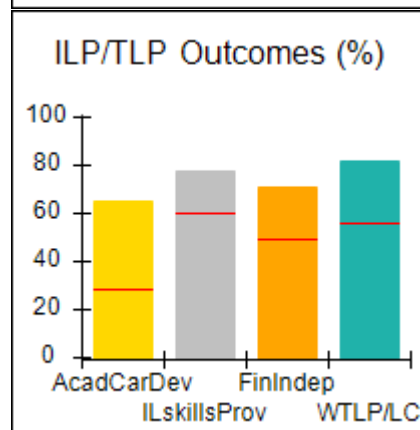
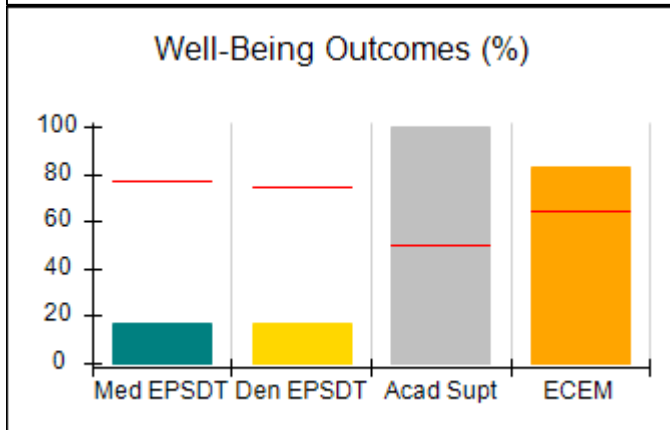
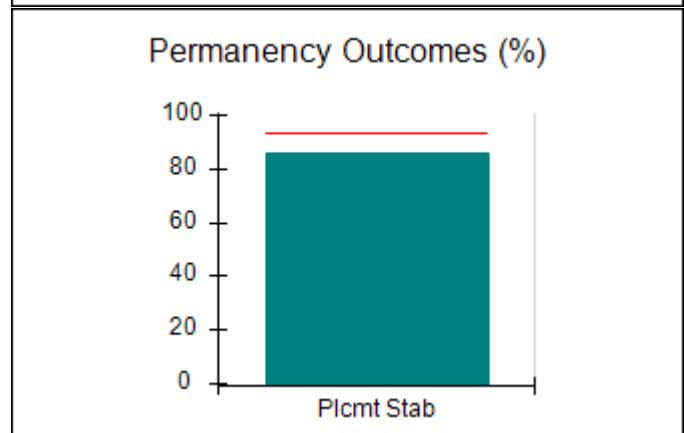
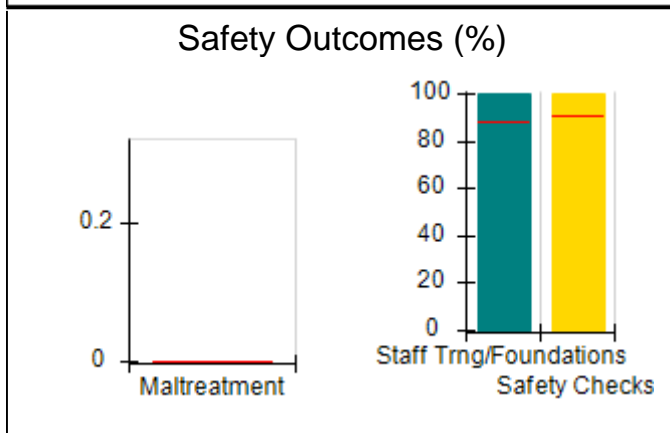
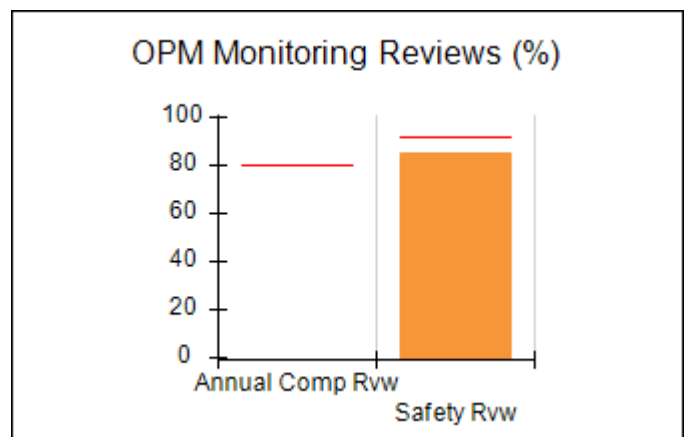
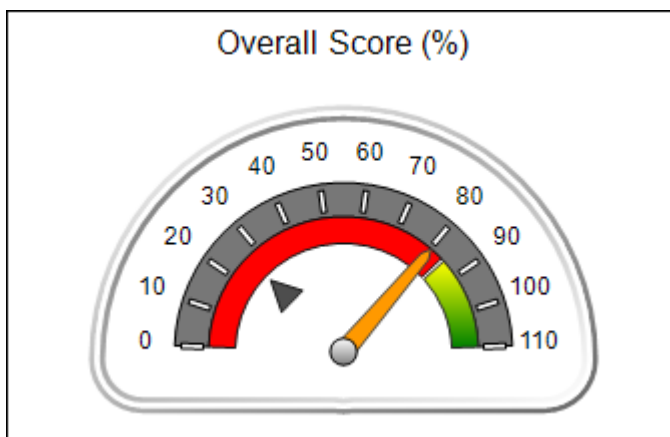
Report Quarter: Q2 FY2019

Provider/Program Name: Youth Empowerment Success Services - Jonesboro Site 1 (5259) - ILP

1 Magnolia Circle, Jonesboro, GA 30236	Quarterly Scores (Grades)		Current Quarter Score (Grade)
Phone: 470-236-9377	Q1: 80.53 (B-)	Q2: 80.35 (B-)	80.35%
Vendor ID# 153020	Q3: N/A	Q4: N/A	(B-)
Program Census Information:	# Children in Care During Quarter: 7	# Placements During Quarter: 7	# Children in Care On Last Day: 5

Quarterly Provider Comparisons to All ILP/TLPs

▼ — indicates average for all ILP/TLPs





Performance-Based Placement Measures

RBWO Provider GA+SCORECARD - ILP/TLP

Report Quarter: Q2 FY2019

Provider/Program Name: Youth Empowerment Success Services - Jonesboro Site 1 (5259) - ILP				
1 Magnolia Circle, Jonesboro, GA 30236	Quarterly Scores (Grades)			Current Quarter Score (Grade)
Phone: 470-236-9377	Q1: 80.53 (B-)	Q2: 80.35 (B-)	80.35%	
Vendor ID# 153020	Q3: N/A	Q4: N/A	(B-)	
Program Census Information:	# Children in Care During Quarter: 7	# Placements During Quarter: 7	# Children in Care On Last Day: 5	
	Avg Performance All ILP/TLPs (%)	Provider Performance (%)*	Possible Points (Weight)	Provider Points Earned
OPM Monitoring Reviews				
Annual Comprehensive Reviews	80%	Not Yet Conducted		
Safety Reviews	92%	85%	10	8.50
Monitoring Sub-Total			10	8.50
ILP/TLP Safety Outcomes				
Incidence of Maltreatment	0.00%	Not Eligible		
Staff Training/Foundations	88%	100%	6.5	6.50
Staff Safety Checks	90%	100%	6.5	6.50
Safety Sub-Total			13	13.00
ILP/TLP Permanency Outcomes				
Placement Stability	93%	86%	3	2.58
Permanency Sub-Total			3	2.58
ILP/TLP Well-Being Outcomes				
EPSDT Medical Visits	77%	17%	4	0.68
EPSDT Dental Visits	74%	17%	4	0.68
Academic Supports	50%	100%	2	2.00
Provider ECEM Visits	65%	83%	4	3.32
Placements with Siblings	16%	0%	Not Scored	Not Scored
Placements within Legal County	26%	0%	Not Scored	Not Scored
Well-Being Sub-Total			14	6.68
ILP/TLP Specialty Outcomes				
Academic/Career Development	28%	65%	10	6.50
Ind Living Skills Provision	60%	78%	15	11.70
Financial Independence	49%	71%	5	3.55
WTLP/Life Coach	56%	82%	15	12.30
Specialty Sub-Total			45	34.05
*Performance calculation descriptions can be found in the FY 2019 RBWO PBP Measurements and Standards Guide.				

Monitoring & Outcomes: Possible Points = 85

Points Earned = 64.81



Performance-Based Placement Measures

RBWO Provider GA+SCORECARD - ILP/TLP

Report Quarter: Q2 FY2019

Score Before Incentives Credit	76.25%
Incentives Awarded	04.10 pts
PBP Verification	N/A pts
Total Score	80.35%

Provider/Program Name: Youth Empowerment Success Services - Jonesboro Site 1 (5259) - ILP

Program Census Information:		# Children in Care During Quarter: 7	# Placements During Quarter: 7	# Children in Care On Last Day: 5
ILP/TLP Incentive Credits	Avg Performance All ILP/TLPs (Points)	Provider Performance (%)*	Possible Points (Weight)	Provider Points Earned
No DOC Involvement		65%	5	3.25
Community Connections		0%	4	0.00
Positive Permanency Connections		17%	5	0.85
HS Grad/GED/Prof or Trade Certificate/College		N/A	10/5/5/1	
Part-Time Employment with Medical Benefits		0%	10	0.00
Living Arrangements at Discharge		0%	10	0.00
Additional Academic Supports		0%	2	0.00
Additional IL Skills Provision		0%	5	0.00
Active Agency Accreditation		0%	4	0.00
Staff Clinical Licensure		0%	5	0.00
Incentives Total	9.71			4.10

*Performance calculation descriptions can be found in the FY 2019 RBWO PBP Measurements and Standards Guide.

Child Protective Services Investigations and Dispositions

The following investigations data, which is not used for scoring but is considered significant to a provider's performance, is from Georgia SHINES and is not considered final or complete until the end of the fiscal year.

Total Reports:	0
Number Screened In:	0
Number Screened Out:	0
Number Substantiated:	0
Number Unsubstantiated:	0
Number Active CPS Investigations:	0



Performance-Based Placement Measures

RBWO Provider GA+SCORECARD - ILP/TLP

Report Quarter: Q2 FY2019

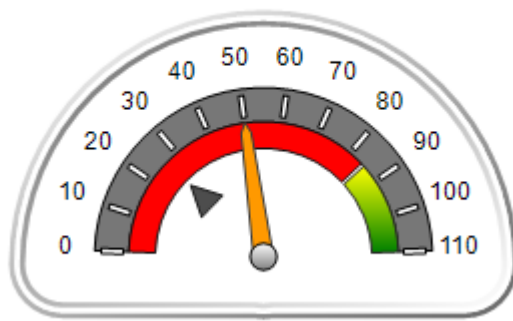
Provider/Program Name: Youth Empowerment Success Services - Jonesboro Site 2 (5391) - ILP

100 Chase Lake Dr., Jonesboro, GA 30236	Quarterly Scores (Grades)		Current Quarter Score (Grade)
Phone: 470-236-9377	Q1: (N/A)	Q2: 50.00 (F)	50.00%
Vendor ID# 162440	Q3: N/A	Q4: N/A	(F)
Program Census Information:	# Children in Care During Quarter: 0	# Placements During Quarter: 0	# Children in Care On Last Day: 0

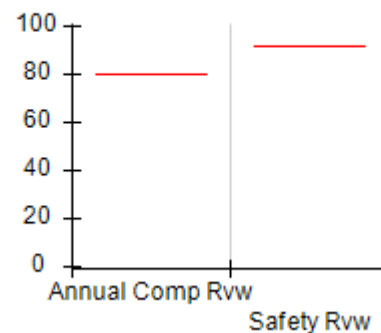
Quarterly Provider Comparisons to All ILP/TLPs

indicates average for all ILP/TLPs

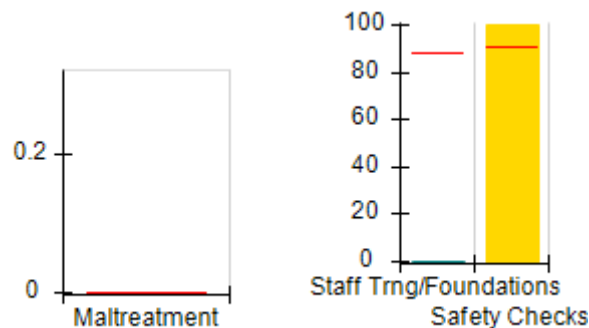
Overall Score (%)



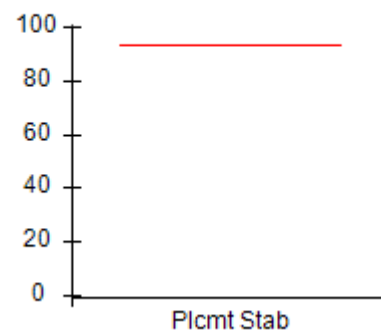
OPM Monitoring Reviews (%)



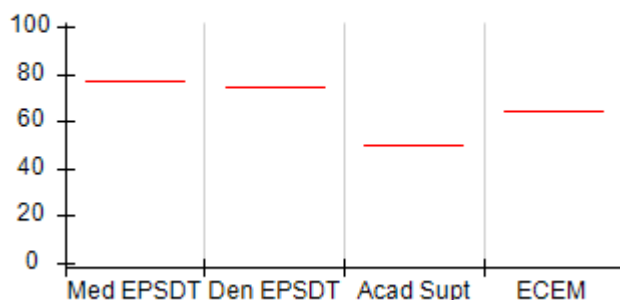
Safety Outcomes (%)



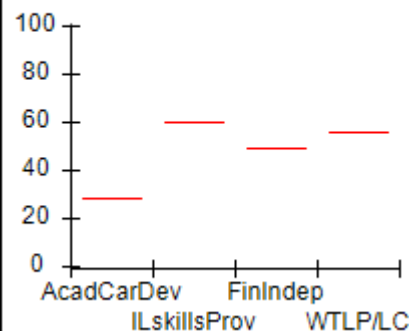
Permanency Outcomes (%)



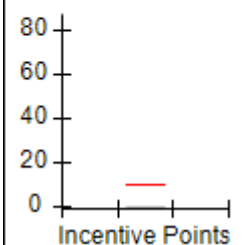
Well-Being Outcomes (%)



ILP/TLP Outcomes (%)



Incentives Earned (Points)





Performance-Based Placement Measures

RBWO Provider GA+SCORECARD - ILP/TLP

Report Quarter: Q2 FY2019

Provider/Program Name: Youth Empowerment Success Services - Jonesboro Site 2 (5391) - ILP				
100 Chase Lake Dr., Jonesboro, GA 30236	Quarterly Scores (Grades)		Current Quarter Score (Grade)	
Phone: 470-236-9377	Q1: (N/A)	Q2: 50.00 (F)	50.00%	
Vendor ID# 162440	Q3: N/A	Q4: N/A	(F)	
Program Census Information:	# Children in Care During Quarter: 0	# Placements During Quarter: 0	# Children in Care On Last Day: 0	
	Avg Performance All ILP/TLPs (%)	Provider Performance (%)*	Possible Points (Weight)	Provider Points Earned
OPM Monitoring Reviews				
Annual Comprehensive Reviews	80%	Not Yet Conducted		
Safety Reviews	92%	Not Yet Conducted		
Monitoring Sub-Total				0.00
ILP/TLP Safety Outcomes				
Incidence of Maltreatment	0.00%	Not Eligible		
Staff Training/Foundations	88%	0%	6.5	0.00
Staff Safety Checks	90%	100%	6.5	6.50
Safety Sub-Total			13	6.50
ILP/TLP Permanency Outcomes				
Placement Stability	93%	Not Eligible		
Permanency Sub-Total			N/A	
ILP/TLP Well-Being Outcomes				
EPSDT Medical Visits	77%	Not Eligible		
EPSDT Dental Visits	74%	Not Eligible		
Academic Supports	50%	Not Eligible		
Provider ECEM Visits	65%	Not Eligible		
Placements with Siblings	16%	Not Eligible	Not Scored	Not Scored
Placements within Legal County	26%	Not Eligible	Not Scored	Not Scored
Well-Being Sub-Total			N/A	
ILP/TLP Specialty Outcomes				
Academic/Career Development	28%	Not Eligible		
Ind Living Skills Provision	60%	Not Eligible		
Financial Independence	49%	Not Eligible		
WTLP/Life Coach	56%	Not Eligible		
Specialty Sub-Total			N/A	
*Performance calculation descriptions can be found in the FY 2019 RBWO PBP Measurements and Standards Guide.				

Monitoring & Outcomes: Possible Points = 13

Points Earned = 06.50



Performance-Based Placement Measures

RBWO Provider GA+SCORECARD - ILP/TLP

Report Quarter: Q2 FY2019

Score Before Incentives Credit	50.00%
Incentives Awarded	00.00 pts
PBP Verification	N/A pts
Total Score	50.00%

Provider/Program Name: Youth Empowerment Success Services - Jonesboro Site 2 (5391) - ILP

Program Census Information:		# Children in Care During Quarter: 0	# Placements During Quarter: 0	# Children in Care On Last Day: 0
ILP/TLP Incentive Credits	Avg Performance All ILP/TLPs (Points)	Provider Performance (%)*	Possible Points (Weight)	Provider Points Earned
No DOC Involvement		Not Eligible	5	
Community Connections		Not Eligible	4	
Positive Permanency Connections		Not Eligible	5	
HS Grad/GED/Prof or Trade Certificate/College		N/A	10/5/5/1	
Part-Time Employment with Medical Benefits		Not Eligible	10	
Living Arrangements at Discharge		Not Eligible	10	
Additional Academic Supports		Not Eligible	2	
Additional IL Skills Provision		Not Eligible	5	
Active Agency Accreditation		0%	4	0.00
Staff Clinical Licensure		0%	5	0.00
Incentives Total	9.71			0.00

*Performance calculation descriptions can be found in the FY 2019 RBWO PBP Measurements and Standards Guide.

Child Protective Services Investigations and Dispositions

The following investigations data, which is not used for scoring but is considered significant to a provider's performance, is from Georgia SHINES and is not considered final or complete until the end of the fiscal year.

Total Reports:	0
Number Screened In:	0
Number Screened Out:	0
Number Substantiated:	0
Number Unsubstantiated:	0
Number Active CPS Investigations:	0



Performance-Based Placement Measures RBWO Provider GA+SCORECARD - ILP/TLP

Report Quarter: Q2 FY2019

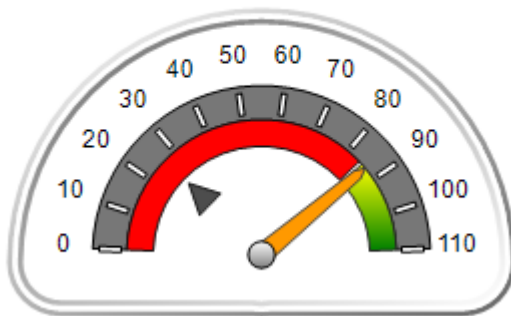
Provider/Program Name: Zion Foundation - Cooper Creek Apts. (5334) - ILP

4800 Burt Mar Drive, Columbus, GA 31907	Quarterly Scores (Grades)		Current Quarter Score (Grade)
Phone: 706-940-0370	Q1: 65.82 (D)	Q2: 86.38 (B)	86.38%
Vendor ID# 157128	Q3: N/A	Q4: N/A	(B)
Program Census Information:	# Children in Care During Quarter: 18	# Placements During Quarter: 18	# Children in Care On Last Day: 12

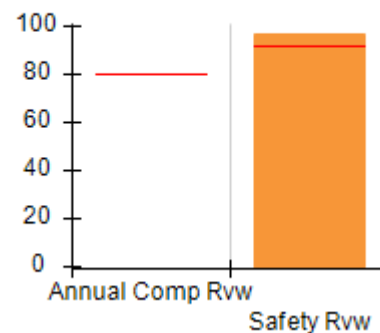
Quarterly Provider Comparisons to All ILP/TLPs

▼ — indicates average for all ILP/TLPs

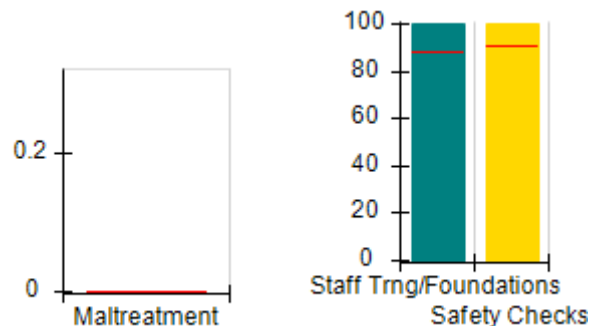
Overall Score (%)



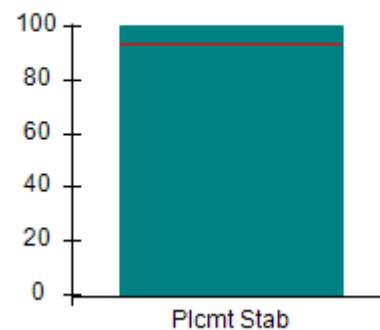
OPM Monitoring Reviews (%)



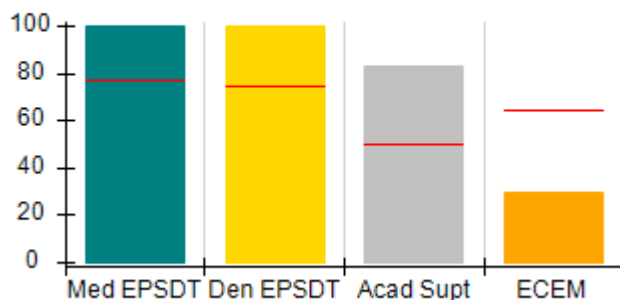
Safety Outcomes (%)



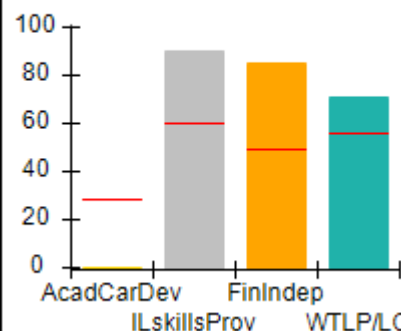
Permanency Outcomes (%)



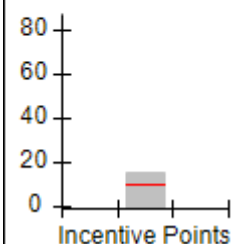
Well-Being Outcomes (%)



ILP/TLP Outcomes (%)



Incentives Earned (Points)





Performance-Based Placement Measures

RBWO Provider GA+SCORECARD - ILP/TLP

Report Quarter: Q2 FY2019

Provider/Program Name: Zion Foundation - Cooper Creek Apts. (5334) - ILP				
4800 Burt Mar Drive, Columbus, GA 31907		Quarterly Scores (Grades)		Current Quarter Score (Grade)
Phone: 706-940-0370		Q1: 65.82 (D)	Q2: 86.38 (B)	86.38%
Vendor ID# 157128		Q3: N/A	Q4: N/A	(B)
Program Census Information:		# Children in Care During Quarter: 18	# Placements During Quarter: 18	# Children in Care On Last Day: 12
	Avg Performance All ILP/TLPs (%)	Provider Performance (%)*	Possible Points (Weight)	Provider Points Earned
OPM Monitoring Reviews				
Annual Comprehensive Reviews	80%	Not Yet Conducted		
Safety Reviews	92%	97%	10	9.67
Monitoring Sub-Total			10	9.67
ILP/TLP Safety Outcomes				
Incidence of Maltreatment	0.00%	No Substantiated Reports	3	3.00
Staff Training/Foundations	88%	100%	5	5.00
Staff Safety Checks	90%	100%	5	5.00
Safety Sub-Total			13	13.00
ILP/TLP Permanency Outcomes				
Placement Stability	93%	100%	3	3.00
Permanency Sub-Total			3	3.00
ILP/TLP Well-Being Outcomes				
EPSDT Medical Visits	77%	100%	4	4.00
EPSDT Dental Visits	74%	100%	4	4.00
Academic Supports	50%	83%	2	1.66
Provider ECEM Visits	65%	30%	4	1.20
Placements with Siblings	16%	0%	Not Scored	Not Scored
Placements within Legal County	26%	42%	Not Scored	Not Scored
Well-Being Sub-Total			14	10.86
ILP/TLP Specialty Outcomes				
Academic/Career Development	28%	0%	10	0.00
Ind Living Skills Provision	60%	90%	15	13.50
Financial Independence	49%	85%	5	4.25
WTLP/Life Coach	56%	71%	15	10.65
Specialty Sub-Total			45	28.40
*Performance calculation descriptions can be found in the FY 2019 RBWO PBP Measurements and Standards Guide.				

Monitoring & Outcomes: Possible Points = 85
Points Earned = 64.93



Performance-Based Placement Measures

RBWO Provider GA+SCORECARD - ILP/TLP

Report Quarter: Q2 FY2019

Score Before Incentives Credit	76.38%
Incentives Awarded	10.00 pts
PBP Verification	N/A pts
Total Score	86.38%

Provider/Program Name: Zion Foundation - Cooper Creek Apts. (5334) - ILP				
Program Census Information:		# Children in Care During Quarter: 18	# Placements During Quarter: 18	# Children in Care On Last Day: 12
ILP/TLP Incentive Credits	Avg Performance All ILP/TLPs (Points)	Provider Performance (%)*	Possible Points (Weight)	Provider Points Earned
No DOC Involvement		100%	5	5.00
Community Connections		0%	4	0.00
Positive Permanency Connections		100%	5	5.00
HS Grad/GED/Prof or Trade Certificate/College		N/A	10/5/5/1	
Part-Time Employment with Medical Benefits		17%	10	1.70
Living Arrangements at Discharge		17%	10	1.70
Additional Academic Supports		80%	2	1.60
Additional IL Skills Provision		0%	5	0.00
Active Agency Accreditation		0%	4	0.00
Staff Clinical Licensure		0%	5	0.00
Incentives Total	9.71			15.00

*Performance calculation descriptions can be found in the FY 2019 RBWO PBP Measurements and Standards Guide.

Child Protective Services Investigations and Dispositions		
The following investigations data, which is not used for scoring but is considered significant to a provider's performance, is from Georgia SHINES and is not considered final or complete until the end of the fiscal year.		
Total Reports:	0	
Number Screened In:	0	
Number Screened Out:	0	
Number Substantiated:	0	
Number Unsubstantiated:	0	
Number Active CPS Investigations:	0	



Performance-Based Placement Measures RBWO Provider GA+SCORECARD - ILP/TLP

Report Quarter: Q2 FY2019

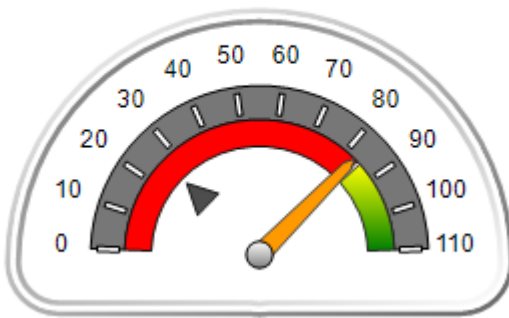
Provider/Program Name: Zion Foundation - Hampton Place Apts (5260) - ILP

6511 Thea Lane, Columbus, GA 31907	Quarterly Scores (Grades)		Current Quarter Score (Grade)
Phone: 706-940-0370	Q1: 69.36 (D+)	Q2: 82.98 (B-)	82.98%
Vendor ID# 150308	Q3: N/A	Q4: N/A	(B-)
Program Census Information:	# Children in Care During Quarter: 7	# Placements During Quarter: 7	# Children in Care On Last Day: 1

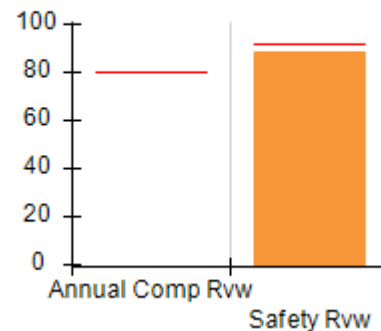
Quarterly Provider Comparisons to All ILP/TLPs

▼ — indicates average for all ILP/TLPs

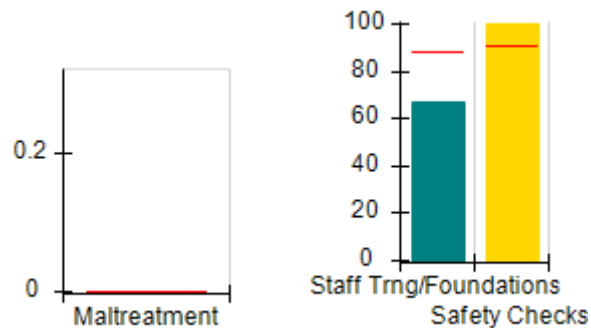
Overall Score (%)



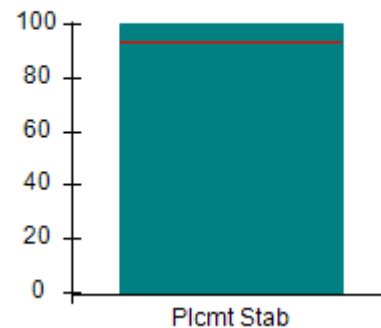
OPM Monitoring Reviews (%)



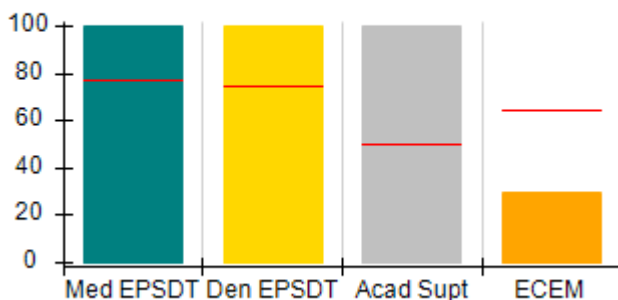
Safety Outcomes (%)



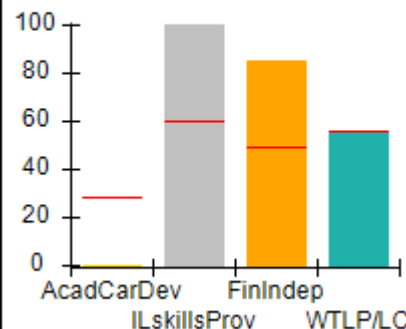
Permanency Outcomes (%)



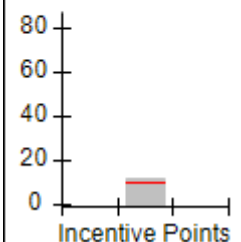
Well-Being Outcomes (%)



ILP/TLP Outcomes (%)



Incentives Earned (Points)





Performance-Based Placement Measures
RBWO Provider GA+SCORECARD - ILP/TLP

Report Quarter: Q2 FY2019

Provider/Program Name: Zion Foundation - Hampton Place Apts (5260) - ILP				
6511 Thea Lane, Columbus, GA 31907		Quarterly Scores (Grades)		Current Quarter Score (Grade)
Phone: 706-940-0370		Q1: 69.36 (D+)	Q2: 82.98 (B-)	82.98%
Vendor ID# 150308		Q3: N/A	Q4: N/A	(B-)
Program Census Information:		# Children in Care During Quarter: 7	# Placements During Quarter: 7	# Children in Care On Last Day: 1
	Avg Performance All ILP/TLPs (%)	Provider Performance (%)*	Possible Points (Weight)	Provider Points Earned
OPM Monitoring Reviews				
Annual Comprehensive Reviews	80%	Not Yet Conducted		
Safety Reviews	92%	88%	10	8.83
Monitoring Sub-Total			10	8.83
ILP/TLP Safety Outcomes				
Incidence of Maltreatment	0.00%	No Substantiated Reports	3	3.00
Staff Training/Foundations	88%	67%	5	3.35
Staff Safety Checks	90%	100%	5	5.00
Safety Sub-Total			13	11.35
ILP/TLP Permanency Outcomes				
Placement Stability	93%	100%	3	3.00
Permanency Sub-Total			3	3.00
ILP/TLP Well-Being Outcomes				
EPSDT Medical Visits	77%	100%	4	4.00
EPSDT Dental Visits	74%	100%	4	4.00
Academic Supports	50%	100%	2	2.00
Provider ECEM Visits	65%	30%	4	1.20
Placements with Siblings	16%	Not Eligible	Not Scored	Not Scored
Placements within Legal County	26%	0%	Not Scored	Not Scored
Well-Being Sub-Total			14	11.20
ILP/TLP Specialty Outcomes				
Academic/Career Development	28%	0%	10	0.00
Ind Living Skills Provision	60%	100%	15	15.00
Financial Independence	49%	85%	5	4.25
WTLP/Life Coach	56%	56%	15	8.40
Specialty Sub-Total			45	27.65
*Performance calculation descriptions can be found in the FY 2019 RBWO PBP Measurements and Standards Guide.				

Monitoring & Outcomes: Possible Points = 85

Points Earned = 62.03



Performance-Based Placement Measures

RBWO Provider GA+SCORECARD - ILP/TLP

Report Quarter: Q2 FY2019

Score Before Incentives Credit	72.98%
Incentives Awarded	10.00 pts
PBP Verification	N/A pts
Total Score	82.98%

Provider/Program Name: Zion Foundation - Hampton Place Apts (5260) - ILP				
Program Census Information:		# Children in Care During Quarter: 7	# Placements During Quarter: 7	# Children in Care On Last Day: 1
ILP/TLP Incentive Credits	Avg Performance All ILP/TLPs (Points)	Provider Performance (%)*	Possible Points (Weight)	Provider Points Earned
No DOC Involvement		100%	5	5.00
Community Connections		Not Eligible	4	
Positive Permanency Connections		100%	5	5.00
HS Grad/GED/Prof or Trade Certificate/College		N/A	10/5/5/1	
Part-Time Employment with Medical Benefits		0%	10	0.00
Living Arrangements at Discharge		0%	10	0.00
Additional Academic Supports		100%	2	2.00
Additional IL Skills Provision		0%	5	0.00
Active Agency Accreditation		0%	4	0.00
Staff Clinical Licensure		0%	5	0.00
Incentives Total	9.71			12.00

*Performance calculation descriptions can be found in the FY 2019 RBWO PBP Measurements and Standards Guide.

Child Protective Services Investigations and Dispositions

The following investigations data, which is not used for scoring but is considered significant to a provider's performance, is from Georgia SHINES and is not considered final or complete until the end of the fiscal year.

Total Reports:	0
Number Screened In:	0
Number Screened Out:	0
Number Substantiated:	0
Number Unsubstantiated:	0
Number Active CPS Investigations:	0



Performance-Based Placement Measures RBWO Provider GA+SCORECARD - ILP/TLP

Report Quarter: Q2 FY2019

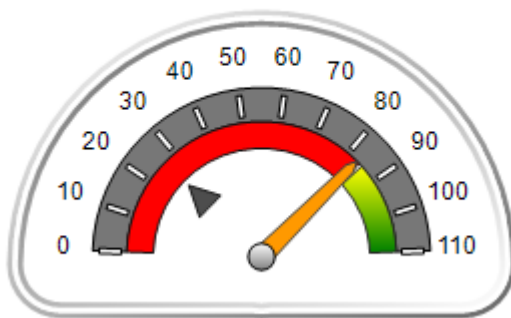
Provider/Program Name: Zion Foundation - Wildwood Apts (5333) - ILP

1315 Wildwood Avenue, Columbus, GA 31906	Quarterly Scores (Grades)		Current Quarter Score (Grade)
Phone: 706-940-0370	Q1: 67.82 (D+)	Q2: 83.16 (B-)	83.16%
Vendor ID# 157129	Q3: N/A	Q4: N/A	(B-)
Program Census Information:	# Children in Care During Quarter: 14	# Placements During Quarter: 14	# Children in Care On Last Day: 10

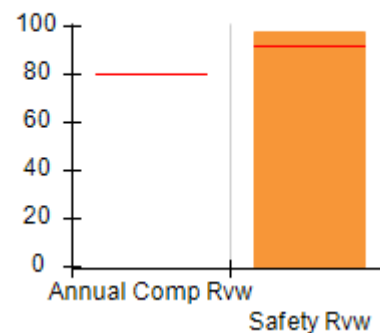
Quarterly Provider Comparisons to All ILP/TLPs

▼ — indicates average for all ILP/TLPs

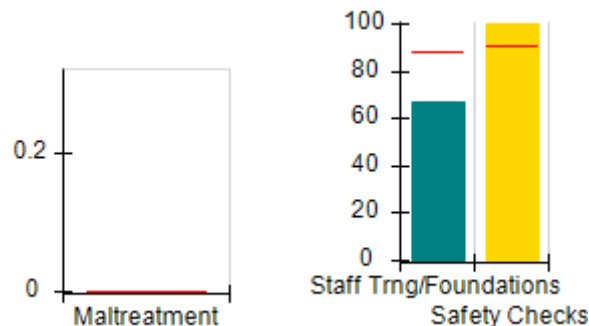
Overall Score (%)



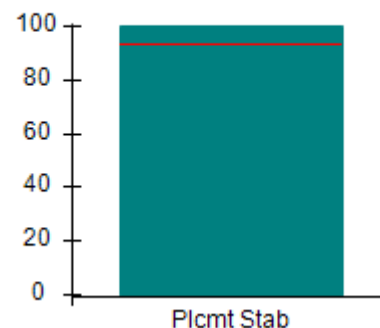
OPM Monitoring Reviews (%)



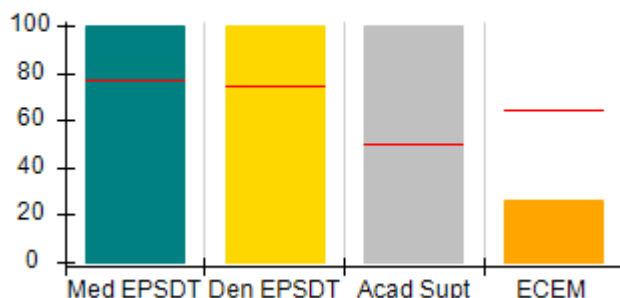
Safety Outcomes (%)



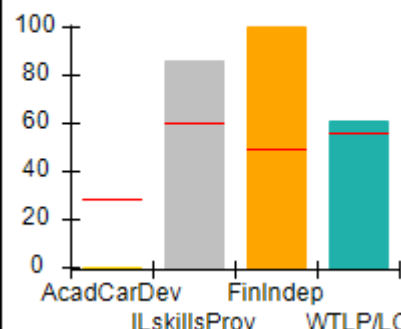
Permanency Outcomes (%)



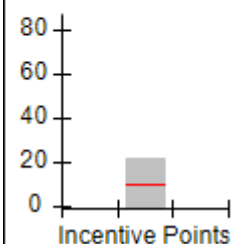
Well-Being Outcomes (%)



ILP/TLP Outcomes (%)



Incentives Earned (Points)





Performance-Based Placement Measures RBWO Provider GA+SCORECARD - ILP/TLP

Report Quarter: Q2 FY2019

Provider/Program Name: Zion Foundation - Wildwood Apts (5333) - ILP				
1315 Wildwood Avenue, Columbus, GA 31906		Quarterly Scores (Grades)		Current Quarter Score (Grade)
Phone: 706-940-0370		Q1: 67.82 (D+)	Q2: 83.16 (B-)	83.16%
Vendor ID# 157129		Q3: N/A	Q4: N/A	(B-)
Program Census Information:		# Children in Care During Quarter: 14	# Placements During Quarter: 14	# Children in Care On Last Day: 10
	Avg Performance All ILP/TLPs (%)	Provider Performance (%)*	Possible Points (Weight)	Provider Points Earned
OPM Monitoring Reviews				
Annual Comprehensive Reviews	80%	Not Yet Conducted		
Safety Reviews	92%	98%	10	9.75
Monitoring Sub-Total			10	9.75
ILP/TLP Safety Outcomes				
Incidence of Maltreatment	0.00%	No Substantiated Reports	3	3.00
Staff Training/Foundations	88%	67%	5	3.35
Staff Safety Checks	90%	100%	5	5.00
Safety Sub-Total			13	11.35
ILP/TLP Permanency Outcomes				
Placement Stability	93%	100%	3	3.00
Permanency Sub-Total			3	3.00
ILP/TLP Well-Being Outcomes				
EPSDT Medical Visits	77%	100%	4	4.00
EPSDT Dental Visits	74%	100%	4	4.00
Academic Supports	50%	100%	2	2.00
Provider ECEM Visits	65%	26%	4	1.04
Placements with Siblings	16%	0%	Not Scored	Not Scored
Placements within Legal County	26%	17%	Not Scored	Not Scored
Well-Being Sub-Total			14	11.04
ILP/TLP Specialty Outcomes				
Academic/Career Development	28%	0%	10	0.00
Ind Living Skills Provision	60%	86%	15	12.90
Financial Independence	49%	100%	5	5.00
WTLP/Life Coach	56%	61%	15	9.15
Specialty Sub-Total			45	27.05
*Performance calculation descriptions can be found in the FY 2019 RBWO PBP Measurements and Standards Guide.				

Monitoring & Outcomes: Possible Points = 85

Points Earned = 62.19



Performance-Based Placement Measures

RBWO Provider GA+SCORECARD - ILP/TLP

Report Quarter: Q2 FY2019

Score Before Incentives Credit	73.16%
Incentives Awarded	10.00 pts
PBP Verification	N/A pts
Total Score	83.16%

Provider/Program Name: Zion Foundation - Wildwood Apts (5333) - ILP				
Program Census Information:		# Children in Care During Quarter: 14	# Placements During Quarter: 14	# Children in Care On Last Day: 10
ILP/TLP Incentive Credits	Avg Performance All ILP/TLPs (Points)	Provider Performance (%)*	Possible Points (Weight)	Provider Points Earned
No DOC Involvement		100%	5	5.00
Community Connections		0%	4	0.00
Positive Permanency Connections		92%	5	4.60
HS Grad/GED/Prof or Trade Certificate/College		N/A	10/5/5/1	
Part-Time Employment with Medical Benefits		50%	10	5.00
Living Arrangements at Discharge		50%	10	5.00
Additional Academic Supports		100%	2	2.00
Additional IL Skills Provision		0%	5	0.00
Active Agency Accreditation		0%	4	0.00
Staff Clinical Licensure		0%	5	0.00
Incentives Total	9.71			21.60

*Performance calculation descriptions can be found in the FY 2019 RBWO PBP Measurements and Standards Guide.

Child Protective Services Investigations and Dispositions		
The following investigations data, which is not used for scoring but is considered significant to a provider's performance, is from Georgia SHINES and is not considered final or complete until the end of the fiscal year.		
Total Reports:	0	
Number Screened In:	0	
Number Screened Out:	0	
Number Substantiated:	0	
Number Unsubstantiated:	0	
Number Active CPS Investigations:	0	



Performance-Based Placement Measures

RBWO Provider GA+SCORECARD - ILP/TLP

Report Quarter: Q2 FY2019

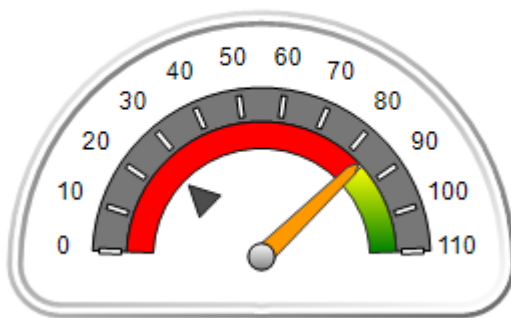
Provider/Program Name: Zion Foundation - Willow Creek Apts (5261) - ILP

3700 Buena Vista Rd., Columbus, GA 31906	Quarterly Scores (Grades)		Current Quarter Score (Grade)
Phone: 706-940-0370	Q1: 69.65 (D+)	Q2: 83.87 (B-)	83.87%
Vendor ID# 144023	Q3: N/A	Q4: N/A	(B-)
Program Census Information:	# Children in Care During Quarter: 6	# Placements During Quarter: 6	# Children in Care On Last Day: 1

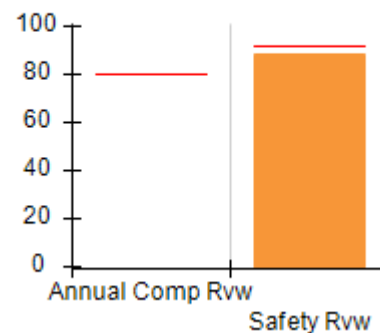
Quarterly Provider Comparisons to All ILP/TLPs

indicates average for all ILP/TLPs

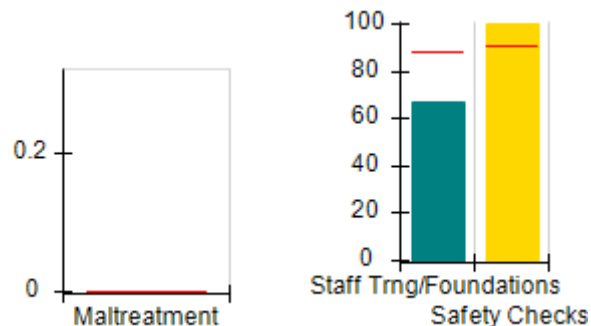
Overall Score (%)



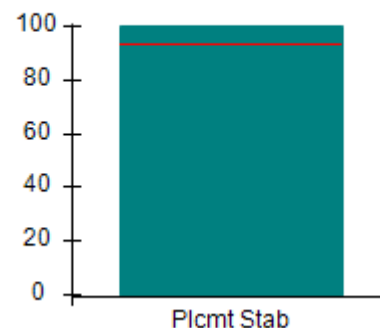
OPM Monitoring Reviews (%)



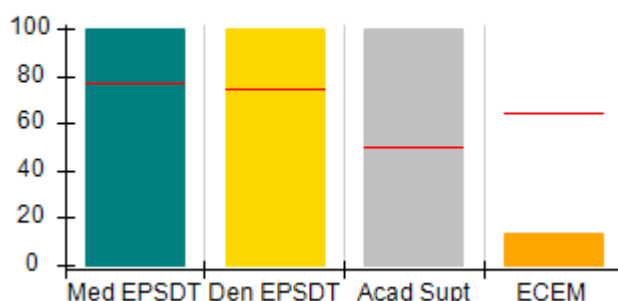
Safety Outcomes (%)



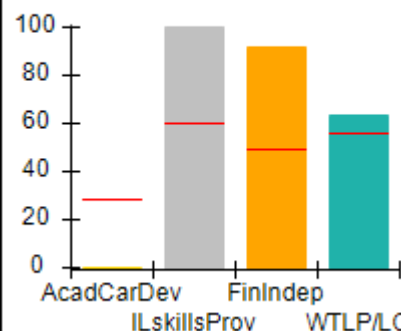
Permanency Outcomes (%)



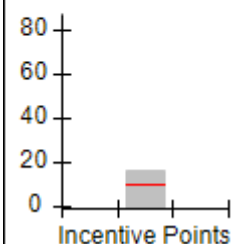
Well-Being Outcomes (%)



ILP/TLP Outcomes (%)



Incentives Earned (Points)





Performance-Based Placement Measures

RBWO Provider GA+SCORECARD - ILP/TLP

Report Quarter: Q2 FY2019

Provider/Program Name: Zion Foundation - Willow Creek Apts (5261) - ILP				
3700 Buena Vista Rd., Columbus, GA 31906		Quarterly Scores (Grades)		Current Quarter Score (Grade)
Phone: 706-940-0370		Q1: 69.65 (D+)	Q2: 83.87 (B-)	83.87%
Vendor ID# 144023		Q3: N/A	Q4: N/A	(B-)
Program Census Information:		# Children in Care During Quarter: 6	# Placements During Quarter: 6	# Children in Care On Last Day: 1
	Avg Performance All ILP/TLPs (%)	Provider Performance (%)*	Possible Points (Weight)	Provider Points Earned
OPM Monitoring Reviews				
Annual Comprehensive Reviews	80%	Not Yet Conducted		
Safety Reviews	92%	88%	10	8.83
Monitoring Sub-Total			10	8.83
ILP/TLP Safety Outcomes				
Incidence of Maltreatment	0.00%	No Substantiated Reports	3	3.00
Staff Training/Foundations	88%	67%	5	3.35
Staff Safety Checks	90%	100%	5	5.00
Safety Sub-Total			13	11.35
ILP/TLP Permanency Outcomes				
Placement Stability	93%	100%	3	3.00
Permanency Sub-Total			3	3.00
ILP/TLP Well-Being Outcomes				
EPSDT Medical Visits	77%	100%	4	4.00
EPSDT Dental Visits	74%	100%	4	4.00
Academic Supports	50%	100%	2	2.00
Provider ECEM Visits	65%	14%	4	0.56
Placements with Siblings	16%	0%	Not Scored	Not Scored
Placements within Legal County	26%	33%	Not Scored	Not Scored
Well-Being Sub-Total			14	10.56
ILP/TLP Specialty Outcomes				
Academic/Career Development	28%	0%	10	0.00
Ind Living Skills Provision	60%	100%	15	15.00
Financial Independence	49%	92%	5	4.60
WTLP/Life Coach	56%	63%	15	9.45
Specialty Sub-Total			45	29.05
*Performance calculation descriptions can be found in the FY 2019 RBWO PBP Measurements and Standards Guide.				

Monitoring & Outcomes: Possible Points = 85

Points Earned = 62.79



Performance-Based Placement Measures

RBWO Provider GA+SCORECARD - ILP/TLP

Report Quarter: Q2 FY2019

Score Before Incentives Credit	73.87%
Incentives Awarded	10.00 pts
PBP Verification	N/A pts
Total Score	83.87%

Provider/Program Name: Zion Foundation - Willow Creek Apts (5261) - ILP				
Program Census Information:		# Children in Care During Quarter: 6	# Placements During Quarter: 6	# Children in Care On Last Day: 1
ILP/TLP Incentive Credits	Avg Performance All ILP/TLPs (Points)	Provider Performance (%)*	Possible Points (Weight)	Provider Points Earned
No DOC Involvement		100%	5	5.00
Community Connections		0%	4	0.00
Positive Permanency Connections		100%	5	5.00
HS Grad/GED/Prof or Trade Certificate/College		N/A	10/5/5/1	
Part-Time Employment with Medical Benefits		20%	10	2.00
Living Arrangements at Discharge		20%	10	2.00
Additional Academic Supports		100%	2	2.00
Additional IL Skills Provision		0%	5	0.00
Active Agency Accreditation		0%	4	0.00
Staff Clinical Licensure		0%	5	0.00
Incentives Total	9.71			16.00

*Performance calculation descriptions can be found in the FY 2019 RBWO PBP Measurements and Standards Guide.

Child Protective Services Investigations and Dispositions		
The following investigations data, which is not used for scoring but is considered significant to a provider's performance, is from Georgia SHINES and is not considered final or complete until the end of the fiscal year.		
Total Reports:	0	
Number Screened In:	0	
Number Screened Out:	0	
Number Substantiated:	0	
Number Unsubstantiated:	0	
Number Active CPS Investigations:	0	