



DHS, DFCS, Office of Provider Management

## Performance-Based Placement Measures

### RBWO Provider GA+SCORECARD - CCI



Report Quarter: Q3 FY2019

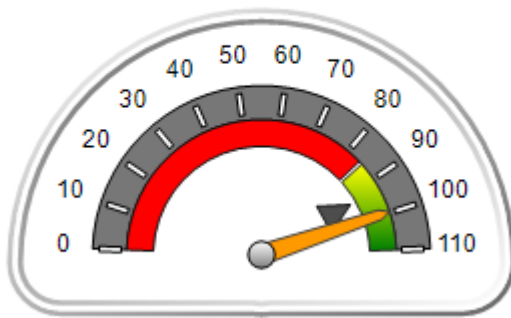
**Provider/Program Name: A Friend's House - (563) - CCI**

111 Henry Pkwy., McDonough, GA 30253	Quarterly Scores (Grades)		Current Quarter Score (Grade)
Phone: 678-432-1630	Q1: 106.75 (A+)	Q2: 102.90 (A+)	<b>99.68%</b> <b>(A+)</b>
Vendor ID# 35215	Q3: 99.68 (A+)	Q4: N/A	
Program Census Information:	# Children in Care During Quarter: 19	# Placements During Quarter: 19	# Children in Care On Last Day: 8

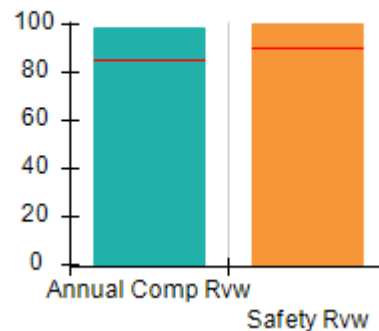
### Quarterly Provider Comparisons to All CCIs

▼ — indicates average for all CCIs

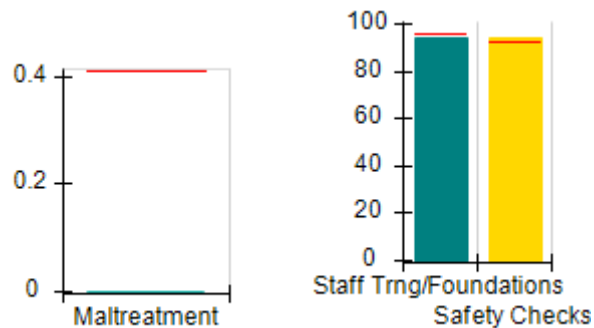
Overall Score (%)



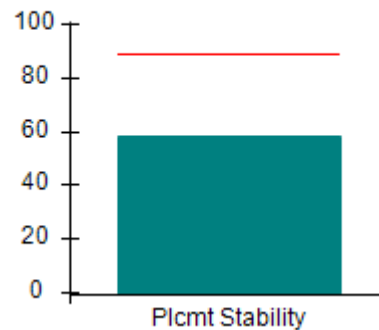
OPM Monitoring Reviews (%)



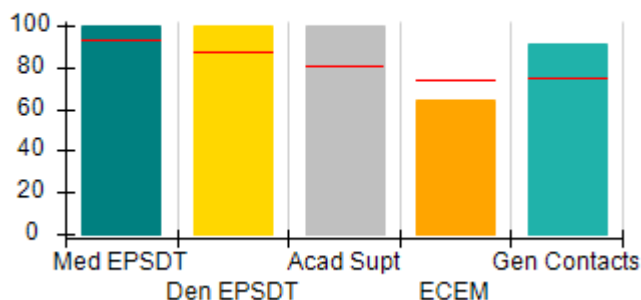
Safety Outcomes (%)



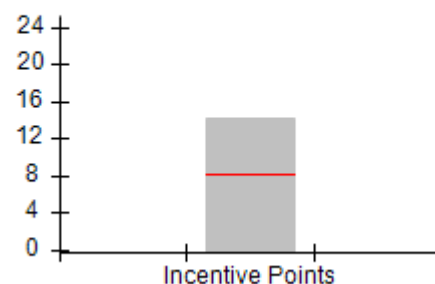
Permanency Outcomes (%)



Well-Being Outcomes (%)



Incentives Earned (Points)





DHS, DFCS, Office of Provider Management  
**Performance-Based Placement Measures**  
**RBWO Provider GA+SCORECARD - CCI**  
 Report Quarter: Q3 FY2019



<b>Provider/Program Name: A Friend's House - (563) - CCI</b>				
111 Henry Pkwy., McDonough, GA 30253		Quarterly Scores (Grades)		Current Quarter Score (Grade)
Phone: 678-432-1630		Q1: 106.75 (A+)	Q2: 102.90 (A+)	<b>99.68%</b> <b>(A+)</b>
Vendor ID# 35215		Q3: 99.68 (A+)	Q4: N/A	
Program Census Information:		# Children in Care During Quarter: 19	# Placements During Quarter: 19	# Children in Care On Last Day: 8
	Avg Performance All CCIs (%)	Provider Performance (%)*	Possible Points (Weight)	Provider Points Earned
<b>OPM Monitoring Reviews</b>				
Annual Comprehensive Reviews	85%	99%	25	24.73
Safety Reviews	90%	100%	15	15.00
<b>Monitoring Sub-Total</b>			<b>40</b>	<b>39.73</b>
<b>CCI Safety Outcomes</b>				
Incidence of Maltreatment	0.41%	No Substantiated Reports	10	10.00
Staff Training/Foundations	96%	94%	5	4.70
Staff Safety Checks	92%	94%	5	4.70
<b>Safety Sub-Total</b>			<b>20</b>	<b>19.40</b>
<b>CCI Permanency Outcomes</b>				
Placement Stability	89%	58%	15	8.70
<b>Permanency Sub-Total</b>			<b>15</b>	<b>8.70</b>
<b>CCI Well-Being Outcomes</b>				
EPSDT Medical Visits	93%	100%	4	4.00
EPSDT Dental Visits	87%	100%	4	4.00
Academic Supports	81%	100%	3	3.00
Provider ECEM Visits	74%	64%	7	4.48
Provider General Contacts	75%	91%	7	6.37
Placements with Siblings	36%	55%	Not Scored	Not Scored
Placements within Legal County	14%	20%	Not Scored	Not Scored
<b>Well-Being Sub-Total</b>			<b>25</b>	<b>21.85</b>
*Performance calculation descriptions can be found in the FY 2019 RBWO PBP Measurements and Standards Guide.				

<b>Monitoring &amp; Outcomes: Possible Points = 100</b>		<b>Points Earned = 89.68</b>	
<b>Score Before Incentives Credit</b>			<b>89.68%</b>
<b>Incentives Awarded</b>			<b>10.00 pts</b>
<b>PBP Verification</b>			<b>0.00 pts</b>
<b>Total Score</b>			<b>99.68%</b>



**DHS, DFCS, Office of Provider Management**  
**Performance-Based Placement Measures**  
**RBWO Provider GA+SCORECARD - CCI**  
**Report Quarter: Q3 FY2019**



**Provider/Program Name: A Friend's House - (563) - CCI**

Program Census Information:		# Children in Care During Quarter: 19	# Placements During Quarter: 19	# Children in Care On Last Day: 8
CCI Incentive Credits	Avg Performance All CCIs (Points)	Provider Performance (%)*	Possible Points (Weight)	Provider Points Earned
Early EPSDT Medical Visits		100%	2	2.00
Early EPSDT Dental Visits		100%	2	2.00
Permanency Contacts		83%	5	4.15
Additional Academic Supports		100%	2	2.00
HS Grad/GED/Prof or Trade Certificate/College		N/A	10/5/5/1	
EYSS Agreement		Not Eligible	5	
Community Connections		0%	4	0.00
Active Agency Accreditation		0%	4	0.00
Staff Clinical Licensure		0%	5	0.00
Behavior Management (threshold = 0)		100%	4	4.00
<b>Incentives Total</b>	<b>8.21</b>			<b>14.15</b>
Maximum total combined incentive credit allowed is 10 points.			<b>Incentives Awarded</b>	<b>10.00</b>

\*Performance calculation descriptions can be found in the FY 2019 RBWO PBP Measurements and Standards Guide.

**Child Protective Services Investigations and Dispositions**

The following investigations data, which is not used for scoring but is considered significant to a provider's performance, is from Georgia SHINES and is not considered final or complete until the end of the fiscal year.

Total Reports:	4
Number Screened In:	0
Number Screened Out:	4
Number Substantiated:	0
Number Unsubstantiated:	0
Number Active CPS Investigations:	0

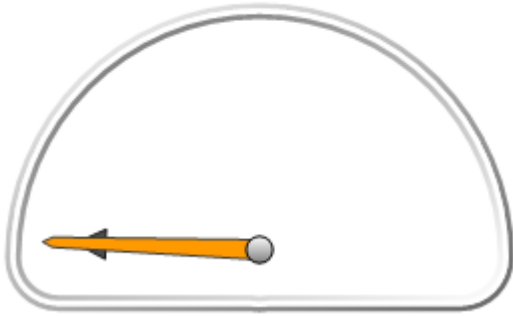


DHS, DFCS, Office of Provider Management  
**Performance-Based Placement Measures**  
**RBWO Provider GA+SCORECARD - CCI**  
Report Quarter: Q3 FY2019

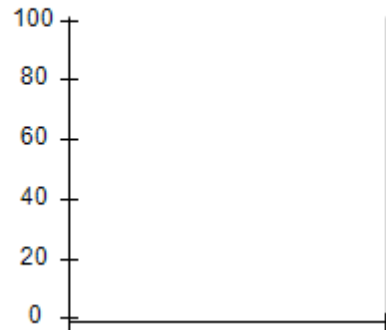


▼ — indicates average for all CCIs

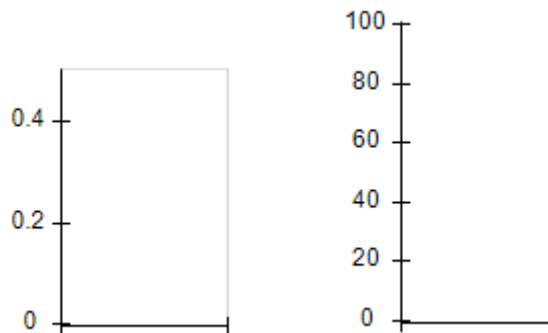
Overall Score (%)



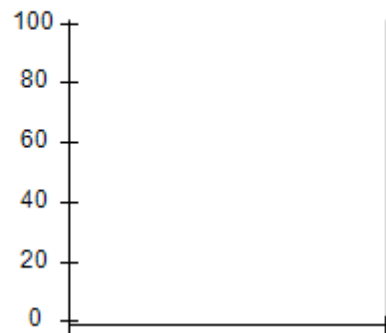
OPM Monitoring Reviews (%)



Safety Outcomes (%)




Permanency Outcomes (%)



Well-Being Outcomes (%)



Incentives Earned (Points)





# Performance-Based Placement Measures

## RBWO Provider GA+SCORECARD - CCI

Report Quarter: Q3 FY2019

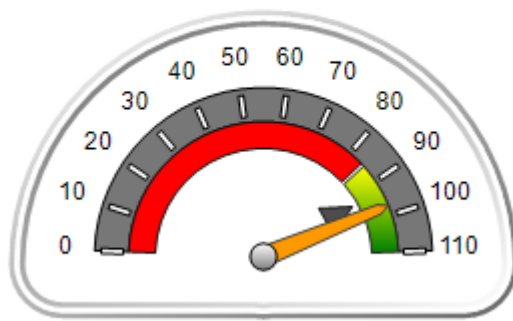
**Provider/Program Name: ACES Youth Home, Inc. - (formerly Appalachian Children's Shelter) (5167) - CCI**

133 Cares Drive, Jasper, GA 30143	Quarterly Scores (Grades)		Current Quarter Score (Grade)
Phone: 706-253-2375	Q1: 103.13 (A+)	Q2: 101.74 (A+)	<b>97.38%</b> <b>(A+)</b>
Vendor ID# 115379	Q3: 97.38 (A+)	Q4: N/A	
Program Census Information:	# Children in Care During Quarter: 9	# Placements During Quarter: 9	# Children in Care On Last Day: 7

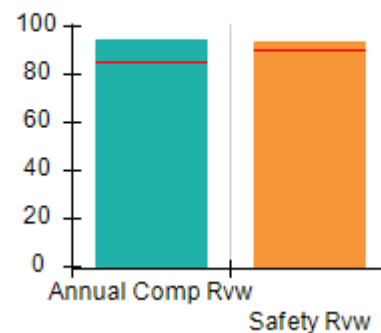
### Quarterly Provider Comparisons to All CCIs

indicates average for all CCIs

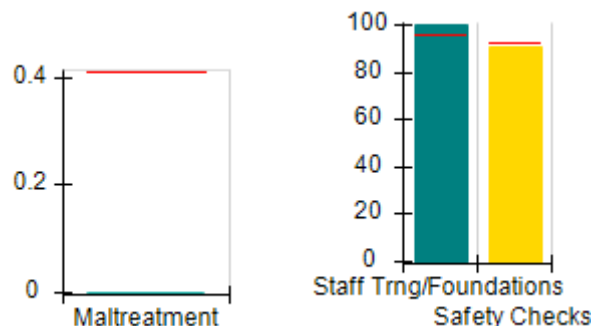
Overall Score (%)



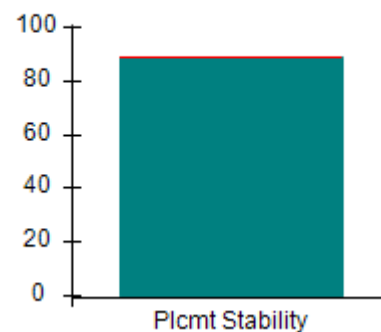
OPM Monitoring Reviews (%)



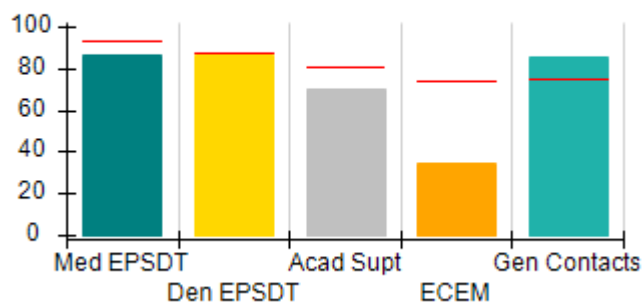
Safety Outcomes (%)



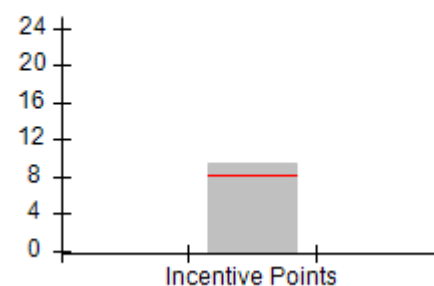
Permanency Outcomes (%)



Well-Being Outcomes (%)



Incentives Earned (Points)





# Performance-Based Placement Measures

## RBWO Provider GA+SCORECARD - CCI

Report Quarter: Q3 FY2019

<b>Provider/Program Name: ACES Youth Home, Inc. - (formerly Appalachian Children's Shelter) (5167) - CCI</b>				
133 Cares Drive, Jasper, GA 30143		Quarterly Scores (Grades)		Current Quarter Score (Grade)
Phone: 706-253-2375		Q1: 103.13 (A+)	Q2: 101.74 (A+)	<b>97.38% (A+)</b>
Vendor ID# 115379		Q3: 97.38 (A+)	Q4: N/A	
Program Census Information:		# Children in Care During Quarter: 9	# Placements During Quarter: 9	# Children in Care On Last Day: 7
	Avg Performance All CCIs (%)	Provider Performance (%)*	Possible Points (Weight)	Provider Points Earned
<b>OPM Monitoring Reviews</b>				
Annual Comprehensive Reviews	85%	95%	25	23.67
Safety Reviews	90%	94%	15	14.04
<b>Monitoring Sub-Total</b>			<b>40</b>	<b>37.71</b>
<b>CCI Safety Outcomes</b>				
Incidence of Maltreatment	0.41%	No Substantiated Reports	10	10.00
Staff Training/Foundations	96%	100%	5	5.00
Staff Safety Checks	92%	91%	5	4.55
<b>Safety Sub-Total</b>			<b>20</b>	<b>19.55</b>
<b>CCI Permanency Outcomes</b>				
Placement Stability	89%	89%	15	13.35
<b>Permanency Sub-Total</b>			<b>15</b>	<b>13.35</b>
<b>CCI Well-Being Outcomes</b>				
EPSDT Medical Visits	93%	86%	4	3.44
EPSDT Dental Visits	87%	86%	4	3.44
Academic Supports	81%	70%	3	2.10
Provider ECEM Visits	74%	35%	7	2.45
Provider General Contacts	75%	85%	7	5.95
Placements with Siblings	36%	80%	Not Scored	Not Scored
Placements within Legal County	14%	100%	Not Scored	Not Scored
<b>Well-Being Sub-Total</b>			<b>25</b>	<b>17.38</b>
*Performance calculation descriptions can be found in the FY 2019 RBWO PBP Measurements and Standards Guide.				

<b>Monitoring &amp; Outcomes: Possible Points = 100</b>		<b>Points Earned = 87.99</b>	
<b>Score Before Incentives Credit</b>			<b>87.99%</b>
<b>Incentives Awarded</b>			<b>9.39 pts</b>
<b>PBP Verification</b>			<b>N/A pts</b>
<b>Total Score</b>			<b>97.38%</b>



**DHS, DFCS, Office of Provider Management**  
**Performance-Based Placement Measures**  
**RBWO Provider GA+SCORECARD - CCI**



**Report Quarter: Q3 FY2019**

**Provider/Program Name: ACES Youth Home, Inc. - (formerly Appalachian Children's Shelter) (5167) - CCI**

Program Census Information:		# Children in Care During Quarter: 9	# Placements During Quarter: 9	# Children in Care On Last Day: 7
CCI Incentive Credits	Avg Performance All CCIs (Points)	Provider Performance (%)*	Possible Points (Weight)	Provider Points Earned
Early EPSDT Medical Visits		50%	2	1.00
Early EPSDT Dental Visits		67%	2	1.34
Permanency Contacts		33%	5	1.65
Additional Academic Supports		70%	2	1.40
HS Grad/GED/Prof or Trade Certificate/College		N/A	10/5/5/1	
EYSS Agreement		Not Eligible	5	
Community Connections		0%	4	0.00
Active Agency Accreditation		0%	4	0.00
Staff Clinical Licensure		0%	5	0.00
Behavior Management (threshold = 0)		100%	4	4.00
<b>Incentives Total</b>	<b>8.21</b>			<b>9.39</b>
Maximum total combined incentive credit allowed is 10 points.			<b>Incentives Awarded</b>	<b>9.39</b>

\*Performance calculation descriptions can be found in the FY 2019 RBWO PBP Measurements and Standards Guide.

### Child Protective Services Investigations and Dispositions

The following investigations data, which is not used for scoring but is considered significant to a provider's performance, is from Georgia SHINES and is not considered final or complete until the end of the fiscal year.

Total Reports:	0
Number Screened In:	0
Number Screened Out:	0
Number Substantiated:	0
Number Unsubstantiated:	0
Number Active CPS Investigations:	0



DHS, DFCS, Office of Provider Management  
**Performance-Based Placement Measures**  
**RBWO Provider GA+SCORECARD - CCI**



Report Quarter: Q3 FY2019

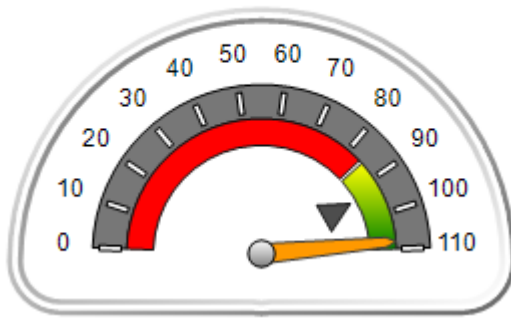
**Provider/Program Name: Advocates for Bartow's Children - Flowering Branch Children's Shelter (564) - CCI**

49 Monroe Crossing, Cartersville, GA 30120	Quarterly Scores (Grades)		Current Quarter Score (Grade)
Phone: 770-382-6180	Q1: 106.42 (A+)	Q2: 107.26 (A+)	<b>108.01%</b> <b>(A+)</b>
Vendor ID# 35217	Q3: 108.01 (A+)	Q4: N/A	
Program Census Information:	# Children in Care During Quarter: 13	# Placements During Quarter: 13	# Children in Care On Last Day: 10

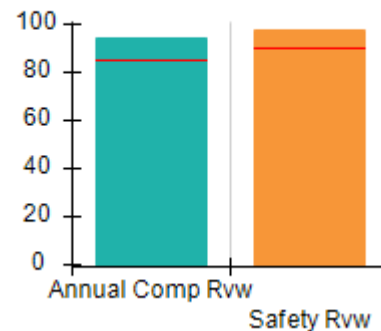
**Quarterly Provider Comparisons to All CCIs**

▼ — indicates average for all CCIs

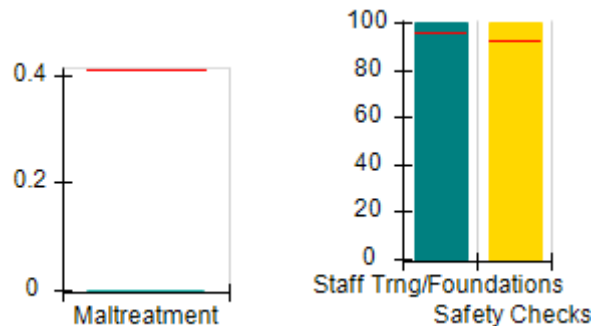
Overall Score (%)



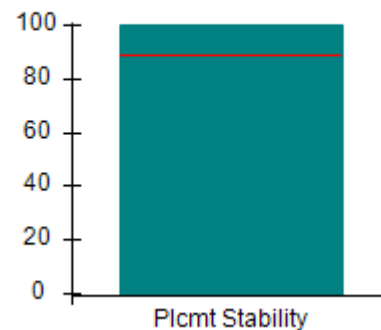
OPM Monitoring Reviews (%)



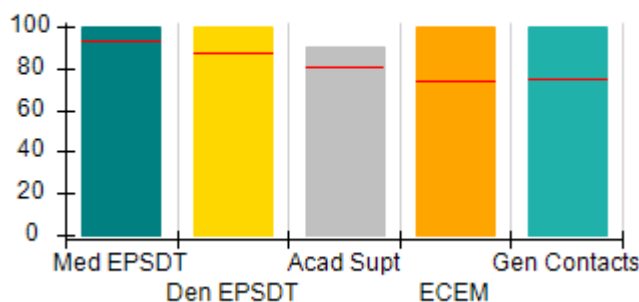
Safety Outcomes (%)



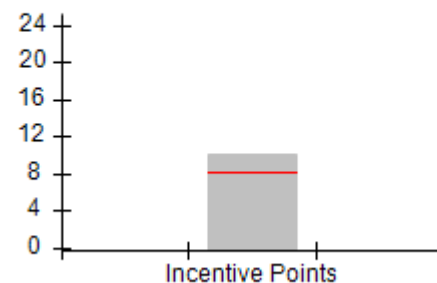
Permanency Outcomes (%)



Well-Being Outcomes (%)



Incentives Earned (Points)







**Performance-Based Placement Measures**  
**RBWO Provider GA+SCORECARD - CCI**

Report Quarter: Q3 FY2019

**Provider/Program Name: Advocates for Bartow's Children - Flowering Branch Children's Shelter (564) - CCI**

49 Monroe Crossing, Cartersville, GA 30120	Quarterly Scores (Grades)		Current Quarter Score (Grade)
Phone: 770-382-6180	Q1: 106.42 (A+)	Q2: 107.26 (A+)	<b>108.01% (A+)</b>
Vendor ID# 35217	Q3: 108.01 (A+)	Q4: N/A	

Program Census Information:	# Children in Care During Quarter: 13	# Placements During Quarter: 13	# Children in Care On Last Day: 10
-----------------------------	---------------------------------------	---------------------------------	------------------------------------

	Avg Performance All CCIs (%)	Provider Performance (%)*	Possible Points (Weight)	Provider Points Earned
--	------------------------------	---------------------------	--------------------------	------------------------

**OPM Monitoring Reviews**

Annual Comprehensive Reviews	85%	95%	25	23.65
Safety Reviews	90%	98%	15	14.66
<b>Monitoring Sub-Total</b>			<b>40</b>	<b>38.31</b>

**CCI Safety Outcomes**

Incidence of Maltreatment	0.41%	No Substantiated Reports	10	10.00
Staff Training/Foundations	96%	100%	5	5.00
Staff Safety Checks	92%	100%	5	5.00
<b>Safety Sub-Total</b>			<b>20</b>	<b>20.00</b>

**CCI Permanency Outcomes**

Placement Stability	89%	100%	15	15.00
<b>Permanency Sub-Total</b>			<b>15</b>	<b>15.00</b>

**CCI Well-Being Outcomes**

EPSDT Medical Visits	93%	100%	4	4.00
EPSDT Dental Visits	87%	100%	4	4.00
Academic Supports	81%	90%	3	2.70
Provider ECEM Visits	74%	100%	7	7.00
Provider General Contacts	75%	100%	7	7.00
Placements with Siblings	36%	43%	Not Scored	Not Scored
Placements within Legal County	14%	50%	Not Scored	Not Scored
<b>Well-Being Sub-Total</b>			<b>25</b>	<b>24.70</b>

\*Performance calculation descriptions can be found in the FY 2019 RBWO PBP Measurements and Standards Guide.

<b>Monitoring &amp; Outcomes: Possible Points = 100</b>	<b>Points Earned = 98.01</b>
<b>Score Before Incentives Credit</b>	<b>98.01%</b>
<b>Incentives Awarded</b>	<b>10.00 pts</b>
<b>PBP Verification</b>	<b>N/A pts</b>
<b>Total Score</b>	<b>108.01%</b>



**DHS, DFCS, Office of Provider Management**  
**Performance-Based Placement Measures**  
**RBWO Provider GA+SCORECARD - CCI**



**Report Quarter: Q3 FY2019**

**Provider/Program Name: Advocates for Bartow's Children - Flowering Branch Children's Shelter (564) - CCI**

Program Census Information:		# Children in Care During Quarter: 13	# Placements During Quarter: 13	# Children in Care On Last Day: 10
CCI Incentive Credits	Avg Performance All CCIs (Points)	Provider Performance (%)*	Possible Points (Weight)	Provider Points Earned
Early EPSDT Medical Visits		100%	2	2.00
Early EPSDT Dental Visits		100%	2	2.00
Permanency Contacts		6%	5	0.30
Additional Academic Supports		90%	2	1.80
HS Grad/GED/Prof or Trade Certificate/College		N/A	10/5/5/1	
EYSS Agreement		Not Eligible	5	
Community Connections		0%	4	0.00
Active Agency Accreditation		0%	4	0.00
Staff Clinical Licensure		0%	5	0.00
Behavior Management (threshold = 0)		100%	4	4.00
<b>Incentives Total</b>	<b>8.21</b>			<b>10.10</b>
Maximum total combined incentive credit allowed is 10 points.			<b>Incentives Awarded</b>	<b>10.00</b>

\*Performance calculation descriptions can be found in the FY 2019 RBWO PBP Measurements and Standards Guide.

**Child Protective Services Investigations and Dispositions**

The following investigations data, which is not used for scoring but is considered significant to a provider's performance, is from Georgia SHINES and is not considered final or complete until the end of the fiscal year.

Total Reports:	0
Number Screened In:	0
Number Screened Out:	0
Number Substantiated:	0
Number Unsubstantiated:	0
Number Active CPS Investigations:	0

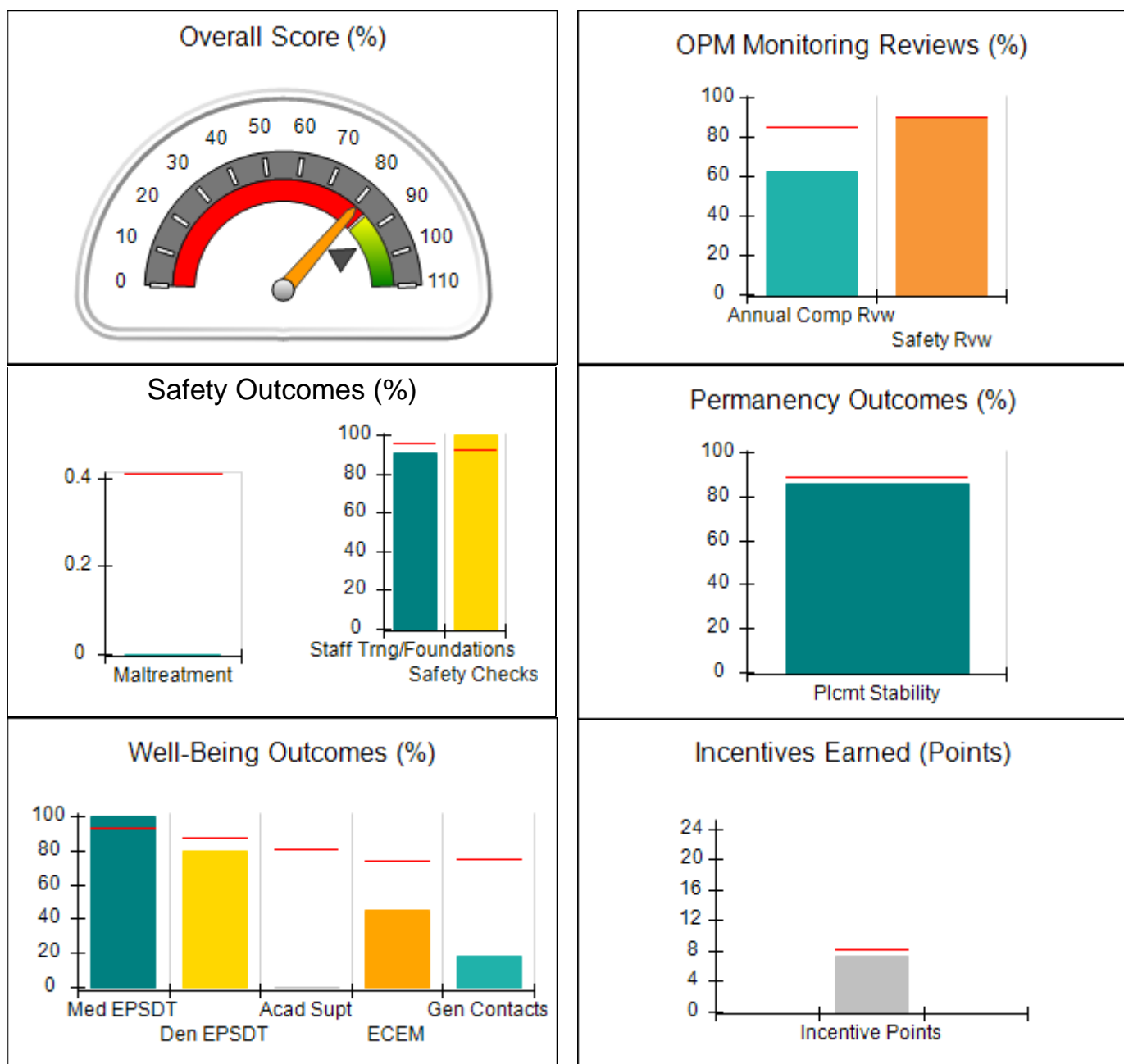


DHS, DFCS, Office of Provider Management  
**Performance-Based Placement Measures**  
**RBWO Provider GA+SCORECARD - CCI**  
 Report Quarter: Q3 FY2019



<b>Provider/Program Name: Agape Behavioral Healthcare, Inc. - (694) - CCI</b>			
<b>3830 Old Gordon Rd, Atlanta, GA 30336</b>	<b>Quarterly Scores (Grades)</b>		<b>Current Quarter Score (Grade)</b>
<b>Phone: 404-505-7619</b>	<b>Q1: 70.79 (C-)</b>	<b>Q2: 70.74 (C-)</b>	<b>80.70% (B-)</b>
<b>Vendor ID# 35410</b>	<b>Q3: 80.70 (B-)</b>	<b>Q4: N/A</b>	
Program Census Information:	# Children in Care During Quarter: 7	# Placements During Quarter: 7	# Children in Care On Last Day: 3
<b>Quarterly Provider Comparisons to All CCIs</b>			

▼ — indicates average for all CCIs





DHS, DFCS, Office of Provider Management  
**Performance-Based Placement Measures**  
**RBWO Provider GA+SCORECARD - CCI**  
 Report Quarter: Q3 FY2019



<b>Provider/Program Name: Agape Behavioral Healthcare, Inc. - (694) - CCI</b>				
<b>3830 Old Gordon Rd, Atlanta, GA 30336</b>		<b>Quarterly Scores (Grades)</b>		<b>Current Quarter Score (Grade)</b>
<b>Phone: 404-505-7619</b>		<b>Q1: 70.79 (C-)</b>	<b>Q2: 70.74 (C-)</b>	<b>80.70% (B-)</b>
<b>Vendor ID# 35410</b>		<b>Q3: 80.70 (B-)</b>	<b>Q4: N/A</b>	
Program Census Information:		# Children in Care During Quarter: 7	# Placements During Quarter: 7	# Children in Care On Last Day: 3
	<b>Avg Performance All CCIs (%)</b>	<b>Provider Performance (%)*</b>	<b>Possible Points (Weight)</b>	<b>Provider Points Earned</b>
<b>OPM Monitoring Reviews</b>				
Annual Comprehensive Reviews	85%	63%	25	15.71
Safety Reviews	90%	91%	15	13.59
<b>Monitoring Sub-Total</b>			<b>40</b>	<b>29.30</b>
<b>CCI Safety Outcomes</b>				
Incidence of Maltreatment	0.41%	No Substantiated Reports	10	10.00
Staff Training/Foundations	96%	91%	5	4.55
Staff Safety Checks	92%	100%	5	5.00
<b>Safety Sub-Total</b>			<b>20</b>	<b>19.55</b>
<b>CCI Permanency Outcomes</b>				
Placement Stability	89%	86%	15	12.90
<b>Permanency Sub-Total</b>			<b>15</b>	<b>12.90</b>
<b>CCI Well-Being Outcomes</b>				
EPSDT Medical Visits	93%	100%	4	4.00
EPSDT Dental Visits	87%	80%	4	3.20
Academic Supports	81%	0%	3	0.00
Provider ECEM Visits	74%	45%	7	3.15
Provider General Contacts	75%	18%	7	1.26
Placements with Siblings	36%	Not Eligible	Not Scored	Not Scored
Placements within Legal County	14%	0%	Not Scored	Not Scored
<b>Well-Being Sub-Total</b>			<b>25</b>	<b>11.61</b>
*Performance calculation descriptions can be found in the FY 2019 RBWO PBP Measurements and Standards Guide.				

<b>Monitoring &amp; Outcomes: Possible Points = 100</b>		<b>Points Earned = 73.36</b>	
<b>Score Before Incentives Credit</b>			<b>73.36%</b>
<b>Incentives Awarded</b>			<b>7.34 pts</b>
<b>PBP Verification</b>			<b>N/A pts</b>
<b>Total Score</b>			<b>80.70%</b>



**DHS, DFCS, Office of Provider Management**  
**Performance-Based Placement Measures**  
**RBWO Provider GA+SCORECARD - CCI**  
**Report Quarter: Q3 FY2019**



**Provider/Program Name: Agape Behavioral Healthcare, Inc. - (694) - CCI**

Program Census Information:		# Children in Care During Quarter: 7	# Placements During Quarter: 7	# Children in Care On Last Day: 3
CCI Incentive Credits	Avg Performance All CCIs (Points)	Provider Performance (%)*	Possible Points (Weight)	Provider Points Earned
Early EPSDT Medical Visits		100%	2	2.00
Early EPSDT Dental Visits		67%	2	1.34
Permanency Contacts		0%	5	0.00
Additional Academic Supports		0%	2	0.00
HS Grad/GED/Prof or Trade Certificate/College		N/A	10/5/5/1	
EYSS Agreement		Not Eligible	5	
Community Connections		0%	4	0.00
Active Agency Accreditation		0%	4	0.00
Staff Clinical Licensure		0%	5	0.00
Behavior Management (threshold = 0)		100%	4	4.00
<b>Incentives Total</b>	<b>8.21</b>			<b>7.34</b>
Maximum total combined incentive credit allowed is 10 points.			<b>Incentives Awarded</b>	<b>7.34</b>

\*Performance calculation descriptions can be found in the FY 2019 RBWO PBP Measurements and Standards Guide.

**Child Protective Services Investigations and Dispositions**

The following investigations data, which is not used for scoring but is considered significant to a provider's performance, is from Georgia SHINES and is not considered final or complete until the end of the fiscal year.

Total Reports:	0
Number Screened In:	0
Number Screened Out:	0
Number Substantiated:	0
Number Unsubstantiated:	0
Number Active CPS Investigations:	0



**DHS, DFCS, Office of Provider Management**  
**Performance-Based Placement Measures**  
**RBWO Provider GA+SCORECARD - CCI**  
**Report Quarter: Q3 FY2019**



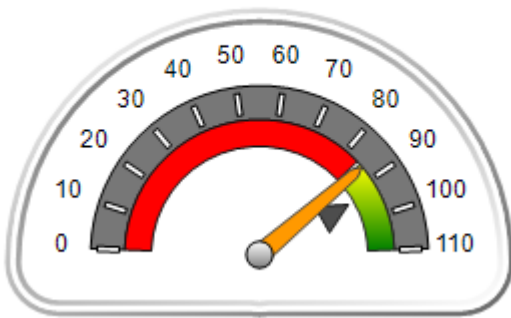
**Provider/Program Name: Alternative Youth Services, Inc. - (667) - CCI**

211 Goose Hollow Road, Reynolds, GA 31076	Quarterly Scores (Grades)		Current Quarter Score (Grade)
Phone: 478-847-2900	Q1: 85.89 (B)	Q2: 89.02 (B+)	<b>85.95% (B)</b>
Vendor ID# 35223	Q3: 85.95 (B)	Q4: N/A	
Program Census Information:	# Children in Care During Quarter: 56	# Placements During Quarter: 56	# Children in Care On Last Day: 24

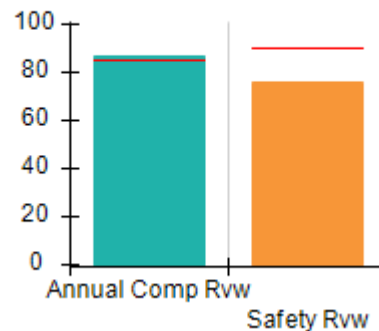
**Quarterly Provider Comparisons to All CCIs**

▼ — indicates average for all CCIs

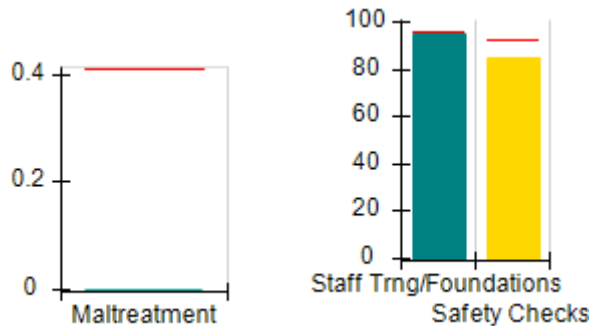
Overall Score (%)



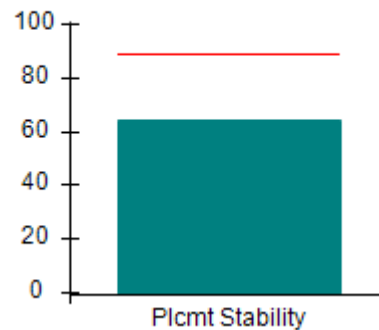
OPM Monitoring Reviews (%)



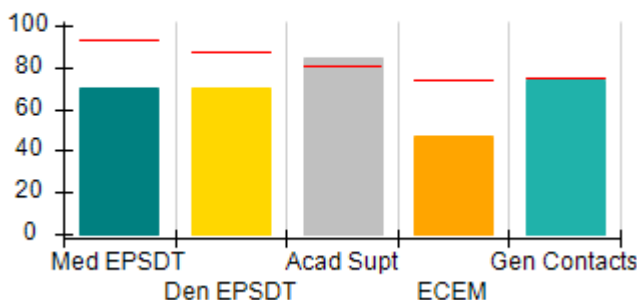
Safety Outcomes (%)



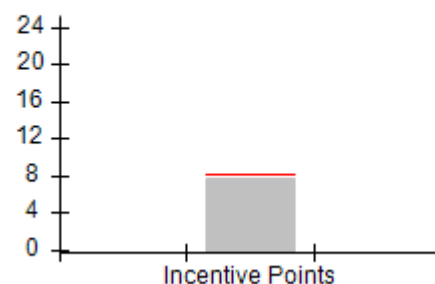
Permanency Outcomes (%)



Well-Being Outcomes (%)



Incentives Earned (Points)





**DHS, DFCS, Office of Provider Management**  
**Performance-Based Placement Measures**  
**RBWO Provider GA+SCORECARD - CCI**  
**Report Quarter: Q3 FY2019**



<b>Provider/Program Name: Alternative Youth Services, Inc. - (667) - CCI</b>				
<b>211 Goose Hollow Road, Reynolds, GA 31076</b>		<b>Quarterly Scores (Grades)</b>		<b>Current Quarter Score (Grade)</b>
<b>Phone: 478-847-2900</b>		<b>Q1: 85.89 (B)</b>	<b>Q2: 89.02 (B+)</b>	<b>85.95% (B)</b>
<b>Vendor ID# 35223</b>		<b>Q3: 85.95 (B)</b>	<b>Q4: N/A</b>	
Program Census Information:		# Children in Care During Quarter: 56	# Placements During Quarter: 56	# Children in Care On Last Day: 24
	<b>Avg Performance All CCIs (%)</b>	<b>Provider Performance (%)*</b>	<b>Possible Points (Weight)</b>	<b>Provider Points Earned</b>
<b>OPM Monitoring Reviews</b>				
Annual Comprehensive Reviews	85%	87%	25	21.81
Safety Reviews	90%	76%	15	11.33
<b>Monitoring Sub-Total</b>			<b>40</b>	<b>33.14</b>
<b>CCI Safety Outcomes</b>				
Incidence of Maltreatment	0.41%	No Substantiated Reports	10	10.00
Staff Training/Foundations	96%	95%	5	4.75
Staff Safety Checks	92%	85%	5	4.25
<b>Safety Sub-Total</b>			<b>20</b>	<b>19.00</b>
<b>CCI Permanency Outcomes</b>				
Placement Stability	89%	64%	15	9.60
<b>Permanency Sub-Total</b>			<b>15</b>	<b>9.60</b>
<b>CCI Well-Being Outcomes</b>				
EPSDT Medical Visits	93%	70%	4	2.80
EPSDT Dental Visits	87%	70%	4	2.80
Academic Supports	81%	84%	3	2.52
Provider ECEM Visits	74%	47%	7	3.29
Provider General Contacts	75%	74%	7	5.18
Placements with Siblings	36%	10%	Not Scored	Not Scored
Placements within Legal County	14%	0%	Not Scored	Not Scored
<b>Well-Being Sub-Total</b>			<b>25</b>	<b>16.59</b>
*Performance calculation descriptions can be found in the FY 2019 RBWO PBP Measurements and Standards Guide.				

<b>Monitoring &amp; Outcomes: Possible Points = 100</b>		<b>Points Earned = 78.33</b>	
<b>Score Before Incentives Credit</b>			<b>78.33%</b>
<b>Incentives Awarded</b>			<b>7.62 pts</b>
<b>PBP Verification</b>			<b>N/A pts</b>
<b>Total Score</b>			<b>85.95%</b>



**DHS, DFCS, Office of Provider Management**  
**Performance-Based Placement Measures**  
**RBWO Provider GA+SCORECARD - CCI**  
**Report Quarter: Q3 FY2019**



**Provider/Program Name: Alternative Youth Services, Inc. - (667) - CCI**

Program Census Information:		# Children in Care During Quarter: 56	# Placements During Quarter: 56	# Children in Care On Last Day: 24
CCI Incentive Credits	Avg Performance All CCIs (Points)	Provider Performance (%)*	Possible Points (Weight)	Provider Points Earned
Early EPSDT Medical Visits		23%	2	0.46
Early EPSDT Dental Visits		17%	2	0.34
Permanency Contacts		0%	5	0.00
Additional Academic Supports		41%	2	0.82
HS Grad/GED/Prof or Trade Certificate/College		N/A	10/5/5/1	
EYSS Agreement		Not Eligible	5	
Community Connections		0%	4	0.00
Active Agency Accreditation		50%	4	2.00
Staff Clinical Licensure		0%	5	0.00
Behavior Management (threshold = 0)		100%	4	4.00
<b>Incentives Total</b>	<b>8.21</b>			<b>7.62</b>
Maximum total combined incentive credit allowed is 10 points.			<b>Incentives Awarded</b>	<b>7.62</b>

\*Performance calculation descriptions can be found in the FY 2019 RBWO PBP Measurements and Standards Guide.

**Child Protective Services Investigations and Dispositions**

The following investigations data, which is not used for scoring but is considered significant to a provider's performance, is from Georgia SHINES and is not considered final or complete until the end of the fiscal year.

Total Reports:	7
Number Screened In:	1
Number Screened Out:	6
Number Substantiated:	0
Number Unsubstantiated:	3
Number Active CPS Investigations:	-2





DHS, DFCS, Office of Provider Management

## Performance-Based Placement Measures

### RBWO Provider GA+SCORECARD - CCI

Report Quarter: Q3 FY2019



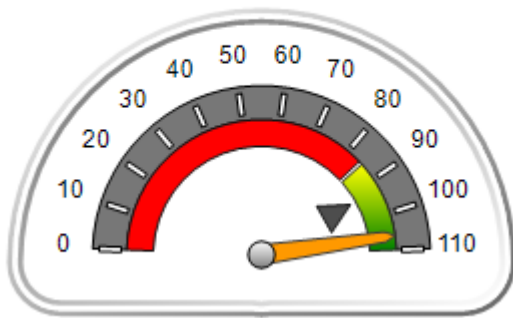
**Provider/Program Name: Alyssa and Brothers, Inc. - dba Rowley Residence 2 (908) - CCI**

4552 Dorset Circle, Decatur, GA 30035	Quarterly Scores (Grades)		Current Quarter Score (Grade)
Phone: 678 518-8633	Q1: 95.66 (A)	Q2: 93.68 (A-)	<b>106.18%</b> <b>(A+)</b>
Vendor ID# 35225	Q3: 106.18 (A+)	Q4: N/A	
Program Census Information:	# Children in Care During Quarter: 6	# Placements During Quarter: 6	# Children in Care On Last Day: 5

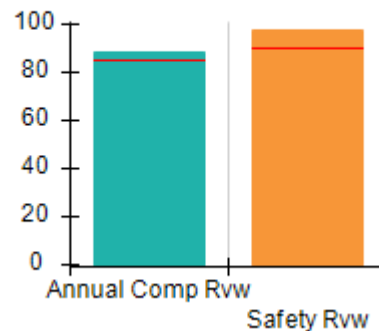
### Quarterly Provider Comparisons to All CCIs

▼ indicates average for all CCIs

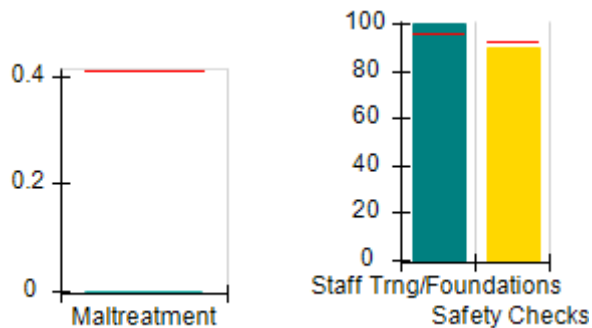
Overall Score (%)



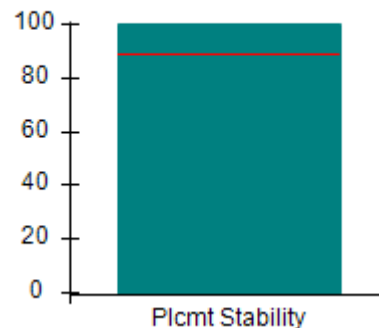
OPM Monitoring Reviews (%)



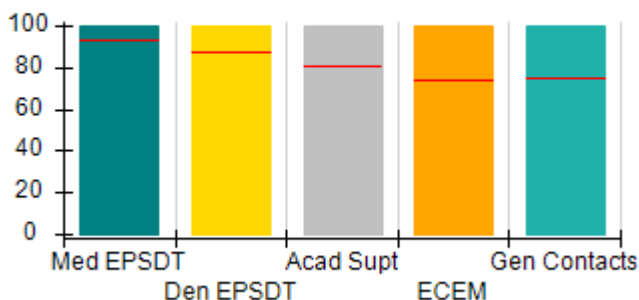
Safety Outcomes (%)



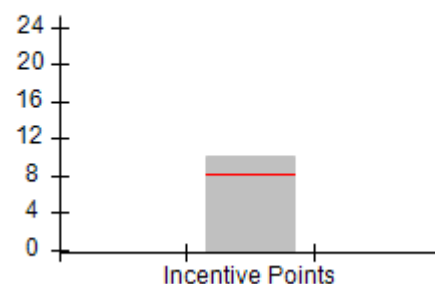
Permanency Outcomes (%)



Well-Being Outcomes (%)



Incentives Earned (Points)





DHS, DFCS, Office of Provider Management  
**Performance-Based Placement Measures**  
**RBWO Provider GA+SCORECARD - CCI**  
 Report Quarter: Q3 FY2019



Provider/Program Name: Alyssa and Brothers, Inc. - dba Rowley Residence 2 (908) - CCI				
4552 Dorset Circle, Decatur, GA 30035		Quarterly Scores (Grades)		Current Quarter Score (Grade)
Phone: 678 518-8633		Q1: 95.66 (A)	Q2: 93.68 (A-)	<b>106.18%</b> <b>(A+)</b>
Vendor ID# 35225		Q3: 106.18 (A+)	Q4: N/A	
Program Census Information:		# Children in Care During Quarter: 6	# Placements During Quarter: 6	# Children in Care On Last Day: 5
	Avg Performance All CCIs (%)	Provider Performance (%)*	Possible Points (Weight)	Provider Points Earned
<b>OPM Monitoring Reviews</b>				
Annual Comprehensive Reviews	85%	88%	25	22.06
Safety Reviews	90%	98%	15	14.63
<b>Monitoring Sub-Total</b>			<b>40</b>	<b>36.68</b>
<b>CCI Safety Outcomes</b>				
Incidence of Maltreatment	0.41%	No Substantiated Reports	10	10.00
Staff Training/Foundations	96%	100%	5	5.00
Staff Safety Checks	92%	90%	5	4.50
<b>Safety Sub-Total</b>			<b>20</b>	<b>19.50</b>
<b>CCI Permanency Outcomes</b>				
Placement Stability	89%	100%	15	15.00
<b>Permanency Sub-Total</b>			<b>15</b>	<b>15.00</b>
<b>CCI Well-Being Outcomes</b>				
EPSDT Medical Visits	93%	100%	4	4.00
EPSDT Dental Visits	87%	100%	4	4.00
Academic Supports	81%	100%	3	3.00
Provider ECEM Visits	74%	100%	7	7.00
Provider General Contacts	75%	100%	7	7.00
Placements with Siblings	36%	Not Eligible	Not Scored	Not Scored
Placements within Legal County	14%	0%	Not Scored	Not Scored
<b>Well-Being Sub-Total</b>			<b>25</b>	<b>25.00</b>
*Performance calculation descriptions can be found in the FY 2019 RBWO PBP Measurements and Standards Guide.				

Monitoring & Outcomes: Possible Points = 100		Points Earned = 96.18	
Score Before Incentives Credit			<b>96.18%</b>
Incentives Awarded			<b>10.00 pts</b>
PBP Verification			<b>N/A pts</b>
<b>Total Score</b>			<b>106.18%</b>



**DHS, DFCS, Office of Provider Management**  
**Performance-Based Placement Measures**  
**RBWO Provider GA+SCORECARD - CCI**  
**Report Quarter: Q3 FY2019**



**Provider/Program Name: Alyssa and Brothers, Inc. - dba Rowley Residence 2 (908) - CCI**

Program Census Information:		# Children in Care During Quarter: 6	# Placements During Quarter: 6	# Children in Care On Last Day: 5
CCI Incentive Credits	Avg Performance All CCIs (Points)	Provider Performance (%)*	Possible Points (Weight)	Provider Points Earned
Early EPSDT Medical Visits		100%	2	2.00
Early EPSDT Dental Visits		100%	2	2.00
Permanency Contacts		0%	5	0.00
Additional Academic Supports		100%	2	2.00
HS Grad/GED/Prof or Trade Certificate/College		N/A	10/5/5/1	
EYSS Agreement		Not Eligible	5	
Community Connections		0%	4	0.00
Active Agency Accreditation		0%	4	0.00
Staff Clinical Licensure		0%	5	0.00
Behavior Management (threshold = 0)		100%	4	4.00
<b>Incentives Total</b>	<b>8.21</b>			<b>10.00</b>
Maximum total combined incentive credit allowed is 10 points.			<b>Incentives Awarded</b>	<b>10.00</b>

\*Performance calculation descriptions can be found in the FY 2019 RBWO PBP Measurements and Standards Guide.

**Child Protective Services Investigations and Dispositions**

The following investigations data, which is not used for scoring but is considered significant to a provider's performance, is from Georgia SHINES and is not considered final or complete until the end of the fiscal year.

Total Reports:	0
Number Screened In:	0
Number Screened Out:	0
Number Substantiated:	0
Number Unsubstantiated:	0
Number Active CPS Investigations:	0

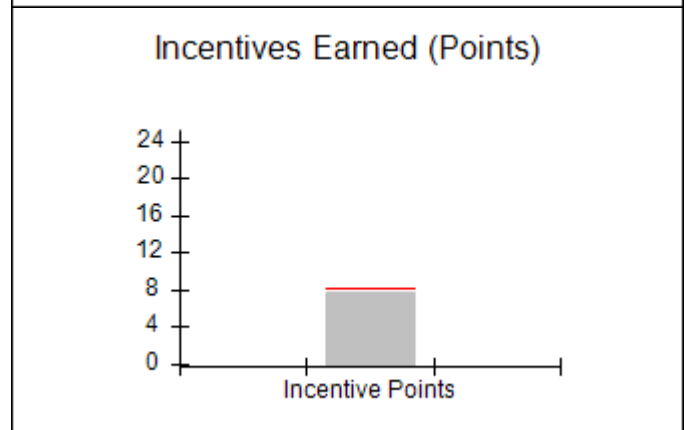
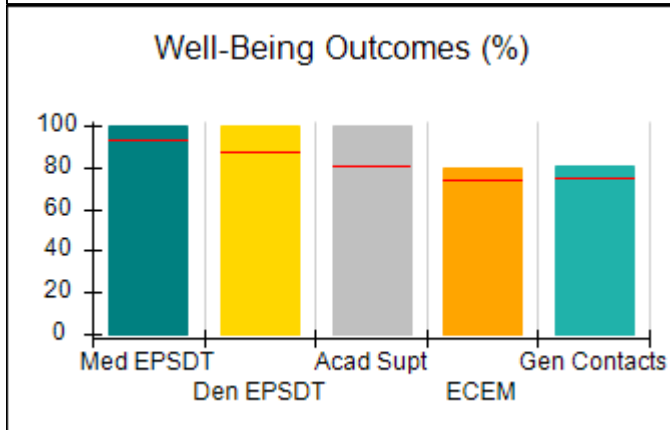
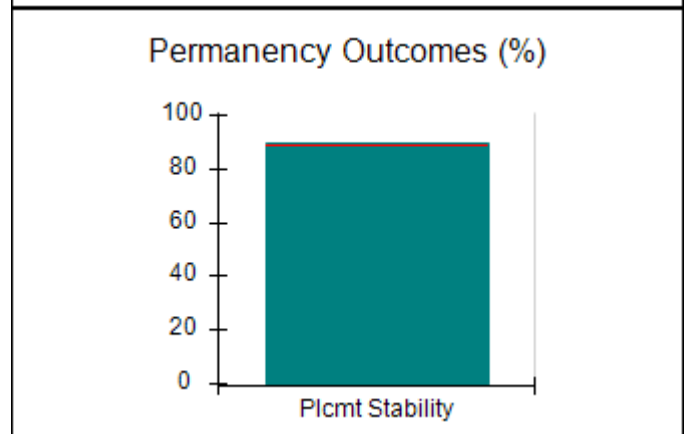
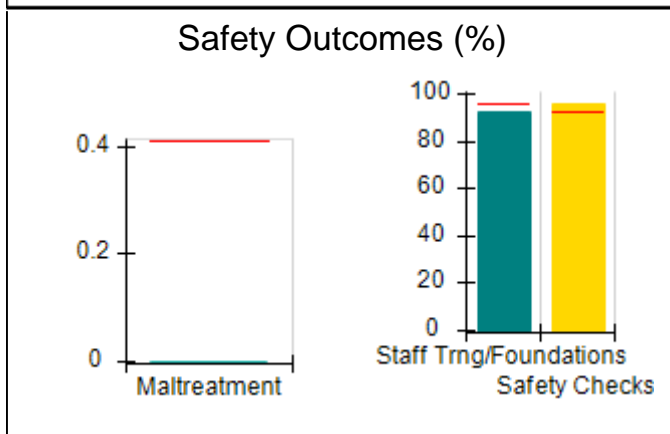
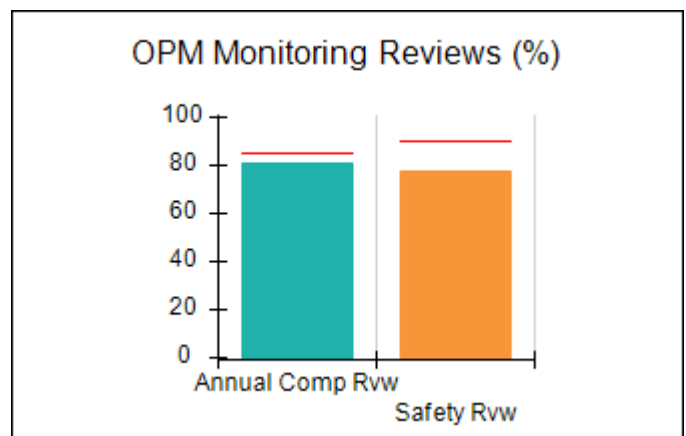
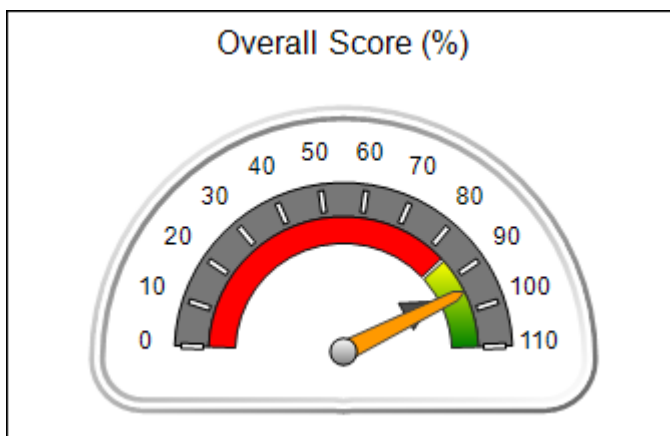


DHS, DFCS, Office of Provider Management  
**Performance-Based Placement Measures**  
**RBWO Provider GA+SCORECARD - CCI**  
 Report Quarter: Q3 FY2019



<b>Provider/Program Name: AMI Kids Savannah River - (5161) - CCI</b>			
626 Old River Road, Sylvania, GA 30467	Quarterly Scores (Grades)		Current Quarter Score (Grade)
Phone: 912-829-5300	Q1: 98.08 (A+)	Q2: 96.19 (A)	<b>94.76%</b> <b>(A)</b>
Vendor ID# 117807	Q3: 94.76 (A)	Q4: N/A	
Program Census Information:	# Children in Care During Quarter: 21	# Placements During Quarter: 21	# Children in Care On Last Day: 15
<b>Quarterly Provider Comparisons to All CCIs</b>			

▼ — indicates average for all CCIs





DHS, DFCS, Office of Provider Management  
**Performance-Based Placement Measures**  
**RBWO Provider GA+SCORECARD - CCI**  
 Report Quarter: Q3 FY2019



<b>Provider/Program Name: AMI Kids Savannah River - (5161) - CCI</b>				
626 Old River Road, Sylvania, GA 30467		Quarterly Scores (Grades)		Current Quarter Score (Grade)
Phone: 912-829-5300		Q1: 98.08 (A+)	Q2: 96.19 (A)	<b>94.76%</b> <b>(A)</b>
Vendor ID# 117807		Q3: 94.76 (A)	Q4: N/A	
Program Census Information:		# Children in Care During Quarter: 21	# Placements During Quarter: 21	# Children in Care On Last Day: 15
	Avg Performance All CCIs (%)	Provider Performance (%)*	Possible Points (Weight)	Provider Points Earned
<b>OPM Monitoring Reviews</b>				
Annual Comprehensive Reviews	85%	81%	25	20.27
Safety Reviews	90%	77%	15	11.60
<b>Monitoring Sub-Total</b>			<b>40</b>	<b>31.87</b>
<b>CCI Safety Outcomes</b>				
Incidence of Maltreatment	0.41%	No Substantiated Reports	10	10.00
Staff Training/Foundations	96%	92%	5	4.60
Staff Safety Checks	92%	96%	5	4.80
<b>Safety Sub-Total</b>			<b>20</b>	<b>19.40</b>
<b>CCI Permanency Outcomes</b>				
Placement Stability	89%	90%	15	13.50
<b>Permanency Sub-Total</b>			<b>15</b>	<b>13.50</b>
<b>CCI Well-Being Outcomes</b>				
EPSDT Medical Visits	93%	100%	4	4.00
EPSDT Dental Visits	87%	100%	4	4.00
Academic Supports	81%	100%	3	3.00
Provider ECEM Visits	74%	80%	7	5.60
Provider General Contacts	75%	81%	7	5.67
Placements with Siblings	36%	0%	Not Scored	Not Scored
Placements within Legal County	14%	0%	Not Scored	Not Scored
<b>Well-Being Sub-Total</b>			<b>25</b>	<b>22.27</b>
*Performance calculation descriptions can be found in the FY 2019 RBWO PBP Measurements and Standards Guide.				

<b>Monitoring &amp; Outcomes: Possible Points = 100</b>		<b>Points Earned = 87.04</b>	
<b>Score Before Incentives Credit</b>			<b>87.04%</b>
<b>Incentives Awarded</b>			<b>7.72 pts</b>
<b>PBP Verification</b>			<b>N/A pts</b>
<b>Total Score</b>			<b>94.76%</b>



**DHS, DFCS, Office of Provider Management**  
**Performance-Based Placement Measures**  
**RBWO Provider GA+SCORECARD - CCI**  
**Report Quarter: Q3 FY2019**



**Provider/Program Name: AMI Kids Savannah River - (5161) - CCI**

Program Census Information:		# Children in Care During Quarter: 21	# Placements During Quarter: 21	# Children in Care On Last Day: 15
CCI Incentive Credits	Avg Performance All CCIs (Points)	Provider Performance (%)*	Possible Points (Weight)	Provider Points Earned
Early EPSDT Medical Visits		100%	2	2.00
Early EPSDT Dental Visits		86%	2	1.72
Permanency Contacts		0%	5	0.00
Additional Academic Supports		0%	2	0.00
HS Grad/GED/Prof or Trade Certificate/College		N/A	10/5/5/1	
EYSS Agreement		Not Eligible	5	
Community Connections		0%	4	0.00
Active Agency Accreditation		0%	4	0.00
Staff Clinical Licensure		0%	5	0.00
Behavior Management (threshold = 0)		100%	4	4.00
<b>Incentives Total</b>	<b>8.21</b>			<b>7.72</b>
Maximum total combined incentive credit allowed is 10 points.			<b>Incentives Awarded</b>	<b>7.72</b>

\*Performance calculation descriptions can be found in the FY 2019 RBWO PBP Measurements and Standards Guide.

**Child Protective Services Investigations and Dispositions**

The following investigations data, which is not used for scoring but is considered significant to a provider's performance, is from Georgia SHINES and is not considered final or complete until the end of the fiscal year.

Total Reports:	2
Number Screened In:	2
Number Screened Out:	0
Number Substantiated:	0
Number Unsubstantiated:	1
Number Active CPS Investigations:	1



DHS, DFCS, Office of Provider Management

## Performance-Based Placement Measures

### RBWO Provider GA+SCORECARD - CCI



Report Quarter: Q3 FY2019

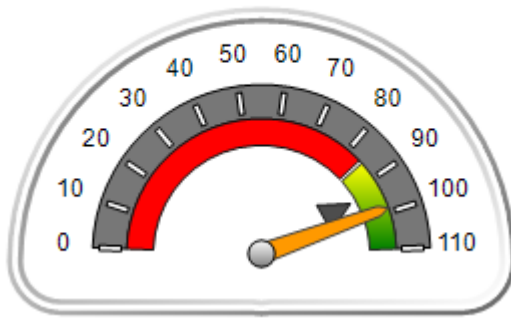
**Provider/Program Name: Ark Family Counseling Center, The - Ricky Homes/Decatur (571) - CCI**

2580 S. Hairston Road, Decatur, GA 30035	Quarterly Scores (Grades)		Current Quarter Score (Grade)
Phone: 770-593-0913	Q1: 94.69 (A)	Q2: 96.16 (A)	<b>98.84%</b> <b>(A+)</b>
Vendor ID# 35229	Q3: 98.84 (A+)	Q4: N/A	
Program Census Information:	# Children in Care During Quarter: 7	# Placements During Quarter: 7	# Children in Care On Last Day: 6

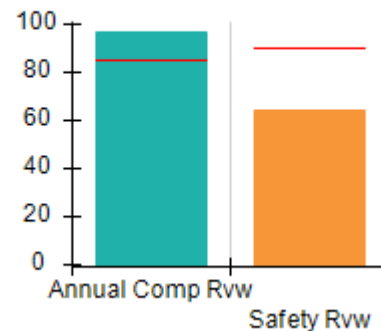
### Quarterly Provider Comparisons to All CCIs

▼ — indicates average for all CCIs

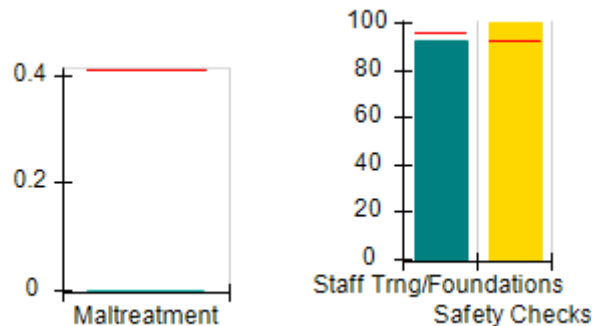
Overall Score (%)



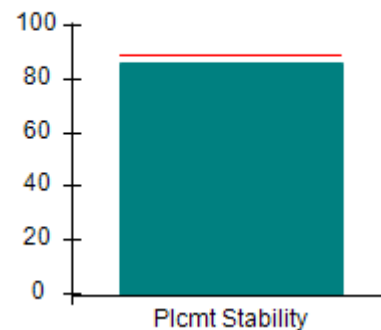
OPM Monitoring Reviews (%)



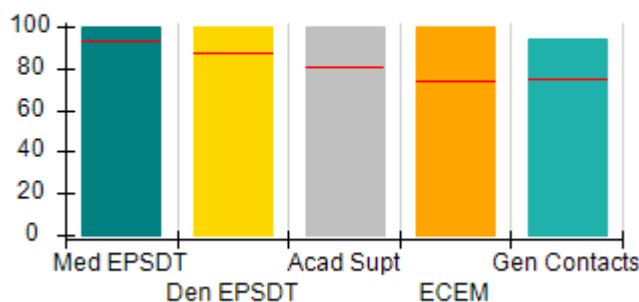
Safety Outcomes (%)



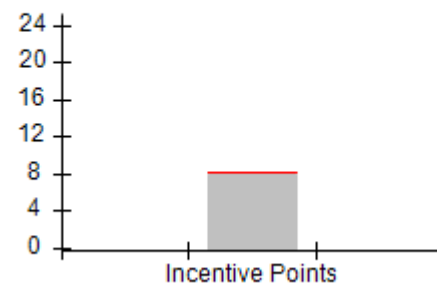
Permanency Outcomes (%)



Well-Being Outcomes (%)



Incentives Earned (Points)





# Performance-Based Placement Measures

## RBWO Provider GA+SCORECARD - CCI

Report Quarter: Q3 FY2019

**Provider/Program Name: Ark Family Counseling Center, The - Ricky Homes/Decatur (571) - CCI**

2580 S. Hairston Road, Decatur, GA 30035		Quarterly Scores (Grades)		Current Quarter Score (Grade)
Phone: 770-593-0913		Q1: 94.69 (A)	Q2: 96.16 (A)	<b>98.84%</b> <b>(A+)</b>
Vendor ID# 35229		Q3: 98.84 (A+)	Q4: N/A	
Program Census Information:		# Children in Care During Quarter: 7	# Placements During Quarter: 7	# Children in Care On Last Day: 6
	Avg Performance All CCIs (%)	Provider Performance (%)*	Possible Points (Weight)	Provider Points Earned
<b>OPM Monitoring Reviews</b>				
Annual Comprehensive Reviews	85%	96%	25	24.12
Safety Reviews	90%	64%	15	9.64
<b>Monitoring Sub-Total</b>			<b>40</b>	<b>33.76</b>
<b>CCI Safety Outcomes</b>				
Incidence of Maltreatment	0.41%	No Substantiated Reports	10	10.00
Staff Training/Foundations	96%	92%	5	4.60
Staff Safety Checks	92%	100%	5	5.00
<b>Safety Sub-Total</b>			<b>20</b>	<b>19.60</b>
<b>CCI Permanency Outcomes</b>				
Placement Stability	89%	86%	15	12.90
<b>Permanency Sub-Total</b>			<b>15</b>	<b>12.90</b>
<b>CCI Well-Being Outcomes</b>				
EPSDT Medical Visits	93%	100%	4	4.00
EPSDT Dental Visits	87%	100%	4	4.00
Academic Supports	81%	100%	3	3.00
Provider ECEM Visits	74%	100%	7	7.00
Provider General Contacts	75%	94%	7	6.58
Placements with Siblings	36%	Not Eligible	Not Scored	Not Scored
Placements within Legal County	14%	0%	Not Scored	Not Scored
<b>Well-Being Sub-Total</b>			<b>25</b>	<b>24.58</b>

\*Performance calculation descriptions can be found in the FY 2019 RBWO PBP Measurements and Standards Guide.

<b>Monitoring &amp; Outcomes: Possible Points = 100</b>		<b>Points Earned = 90.84</b>	
<b>Score Before Incentives Credit</b>			<b>90.84%</b>
<b>Incentives Awarded</b>			<b>8.00 pts</b>
<b>PBP Verification</b>			<b>N/A pts</b>
<b>Total Score</b>			<b>98.84%</b>





DHS, DFCS, Office of Provider Management  
**Performance-Based Placement Measures**  
**RBWO Provider GA+SCORECARD - CCI**



Report Quarter: Q3 FY2019

**Provider/Program Name: Ark Family Counseling Center, The - Ricky Homes/Decatur (571) - CCI**

Program Census Information:		# Children in Care During Quarter: 7	# Placements During Quarter: 7	# Children in Care On Last Day: 6
CCI Incentive Credits	Avg Performance All CCIs (Points)	Provider Performance (%)*	Possible Points (Weight)	Provider Points Earned
Early EPSDT Medical Visits		100%	2	2.00
Early EPSDT Dental Visits		100%	2	2.00
Permanency Contacts		None Planned	5	
Additional Academic Supports		0%	2	0.00
HS Grad/GED/Prof or Trade Certificate/College		N/A	10/5/5/1	
EYSS Agreement		Not Eligible	5	
Community Connections		0%	4	0.00
Active Agency Accreditation		0%	4	0.00
Staff Clinical Licensure		0%	5	0.00
Behavior Management (threshold = 0)		100%	4	4.00
<b>Incentives Total</b>	<b>8.21</b>			<b>8.00</b>
Maximum total combined incentive credit allowed is 10 points.			<b>Incentives Awarded</b>	<b>8.00</b>

\*Performance calculation descriptions can be found in the FY 2019 RBWO PBP Measurements and Standards Guide.

**Child Protective Services Investigations and Dispositions**

The following investigations data, which is not used for scoring but is considered significant to a provider's performance, is from Georgia SHINES and is not considered final or complete until the end of the fiscal year.

Total Reports:	0
Number Screened In:	0
Number Screened Out:	0
Number Substantiated:	0
Number Unsubstantiated:	0
Number Active CPS Investigations:	0



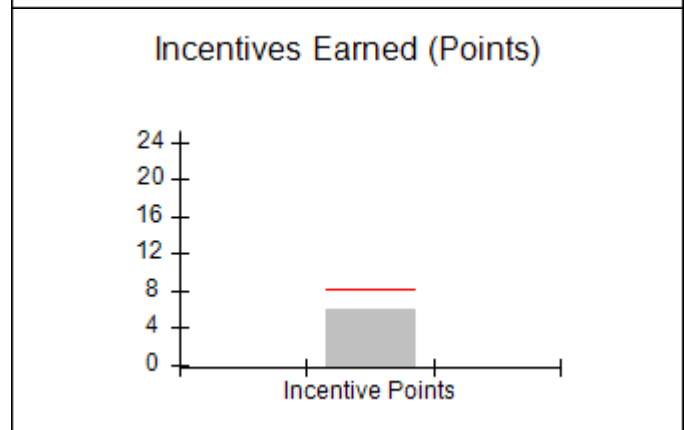
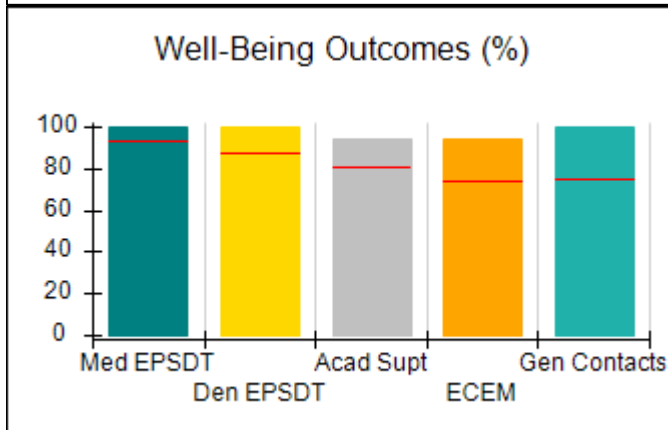
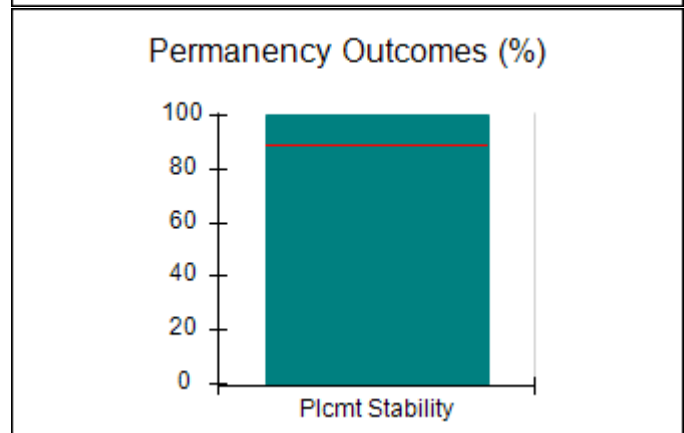
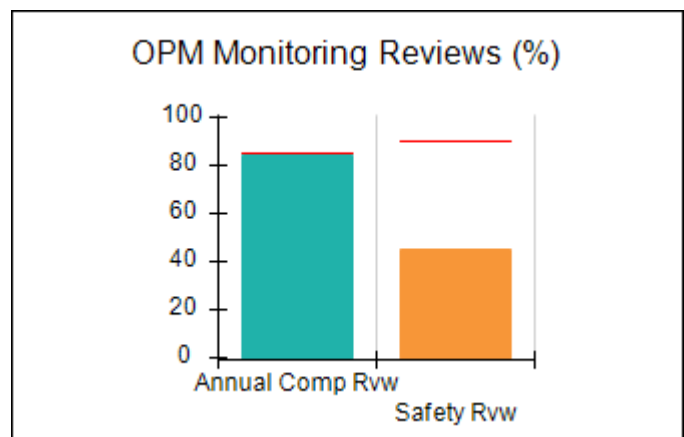
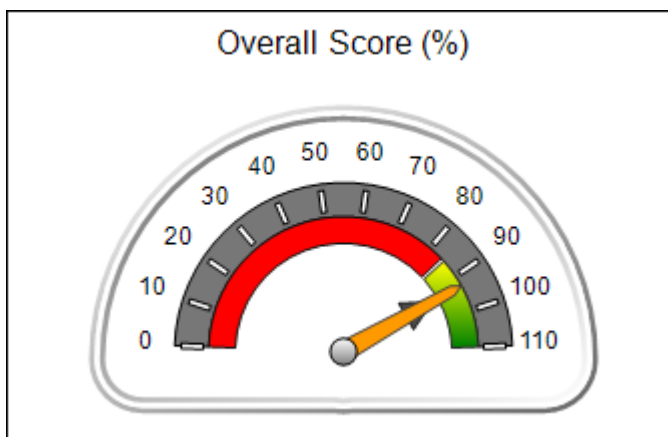
**DHS, DFCS, Office of Provider Management**  
**Performance-Based Placement Measures**  
**RBWO Provider GA+SCORECARD - CCI**



**Report Quarter: Q3 FY2019**

<b>Provider/Program Name: Ark Family Counseling Center, The - Ricky Homes/Lithonia (591) - CCI</b>			
<b>3383 Evans Mill Rd., Lithonia, GA 30038</b>	<b>Quarterly Scores (Grades)</b>		<b>Current Quarter Score (Grade)</b>
<b>Phone: 770-593-0913</b>	<b>Q1: 93.54 (A-)</b>	<b>Q2: 95.44 (A)</b>	<b>92.98%</b> <b>(A-)</b>
<b>Vendor ID# 35228</b>	<b>Q3: 92.98 (A-)</b>	<b>Q4: N/A</b>	
<b>Program Census Information:</b>	<b># Children in Care During Quarter: 9</b>	<b># Placements During Quarter: 9</b>	<b># Children in Care On Last Day: 6</b>
<b>Quarterly Provider Comparisons to All CCIs</b>			

▼ — indicates average for all CCIs





DHS, DFCS, Office of Provider Management  
**Performance-Based Placement Measures**  
**RBWO Provider GA+SCORECARD - CCI**



Report Quarter: Q3 FY2019

**Provider/Program Name: Ark Family Counseling Center, The - Ricky Homes/Lithonia (591) - CCI**

3383 Evans Mill Rd., Lithonia, GA 30038	Quarterly Scores (Grades)		Current Quarter Score (Grade)
Phone: 770-593-0913	Q1: 93.54 (A-)	Q2: 95.44 (A)	<b>92.98% (A-)</b>
Vendor ID# 35228	Q3: 92.98 (A-)	Q4: N/A	

Program Census Information:	# Children in Care During Quarter: 9	# Placements During Quarter: 9	# Children in Care On Last Day: 6
-----------------------------	--------------------------------------	--------------------------------	-----------------------------------

	Avg Performance All CCIs (%)	Provider Performance (%)*	Possible Points (Weight)	Provider Points Earned
--	------------------------------	---------------------------	--------------------------	------------------------

**OPM Monitoring Reviews**

Annual Comprehensive Reviews	85%	85%	25	21.18
Safety Reviews	90%	45%	15	6.76
<b>Monitoring Sub-Total</b>			<b>40</b>	<b>27.93</b>

**CCI Safety Outcomes**

Incidence of Maltreatment	0.41%	No Substantiated Reports	10	10.00
Staff Training/Foundations	96%	93%	5	4.65
Staff Safety Checks	92%	100%	5	5.00
<b>Safety Sub-Total</b>			<b>20</b>	<b>19.65</b>

**CCI Permanency Outcomes**

Placement Stability	89%	100%	15	15.00
<b>Permanency Sub-Total</b>			<b>15</b>	<b>15.00</b>

**CCI Well-Being Outcomes**

EPSDT Medical Visits	93%	100%	4	4.00
EPSDT Dental Visits	87%	100%	4	4.00
Academic Supports	81%	94%	3	2.82
Provider ECEM Visits	74%	94%	7	6.58
Provider General Contacts	75%	100%	7	7.00
Placements with Siblings	36%	100%	Not Scored	Not Scored
Placements within Legal County	14%	0%	Not Scored	Not Scored
<b>Well-Being Sub-Total</b>			<b>25</b>	<b>24.40</b>

\*Performance calculation descriptions can be found in the FY 2019 RBWO PBP Measurements and Standards Guide.

<b>Monitoring &amp; Outcomes: Possible Points = 100</b>	<b>Points Earned = 86.98</b>
<b>Score Before Incentives Credit</b>	<b>86.98%</b>
<b>Incentives Awarded</b>	<b>6.00 pts</b>
<b>PBP Verification</b>	<b>N/A pts</b>
<b>Total Score</b>	<b>92.98%</b>



DHS, DFCS, Office of Provider Management  
**Performance-Based Placement Measures**  
**RBWO Provider GA+SCORECARD - CCI**



Report Quarter: Q3 FY2019

**Provider/Program Name: Ark Family Counseling Center, The - Ricky Homes/Lithonia (591) - CCI**

Program Census Information:		# Children in Care During Quarter: 9	# Placements During Quarter: 9	# Children in Care On Last Day: 6
CCI Incentive Credits	Avg Performance All CCIs (Points)	Provider Performance (%)*	Possible Points (Weight)	Provider Points Earned
Early EPSDT Medical Visits		Not Eligible	2	
Early EPSDT Dental Visits		100%	2	2.00
Permanency Contacts		None Planned	5	
Additional Academic Supports		0%	2	0.00
HS Grad/GED/Prof or Trade Certificate/College		N/A	10/5/5/1	
EYSS Agreement		Not Eligible	5	
Community Connections		0%	4	0.00
Active Agency Accreditation		0%	4	0.00
Staff Clinical Licensure		0%	5	0.00
Behavior Management (threshold = 0)		100%	4	4.00
<b>Incentives Total</b>	<b>8.21</b>			<b>6.00</b>
Maximum total combined incentive credit allowed is 10 points.			<b>Incentives Awarded</b>	<b>6.00</b>

\*Performance calculation descriptions can be found in the FY 2019 RBWO PBP Measurements and Standards Guide.

### Child Protective Services Investigations and Dispositions

The following investigations data, which is not used for scoring but is considered significant to a provider's performance, is from Georgia SHINES and is not considered final or complete until the end of the fiscal year.

Total Reports:	0
Number Screened In:	0
Number Screened Out:	0
Number Substantiated:	0
Number Unsubstantiated:	0
Number Active CPS Investigations:	0



DHS, DFCS, Office of Provider Management

## Performance-Based Placement Measures

### RBWO Provider GA+SCORECARD - CCI

Report Quarter: Q3 FY2019



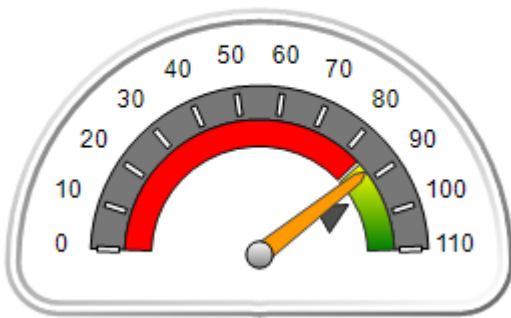
**Provider/Program Name: Bald Ridge Lodge, Inc. - (4124) - CCI**

775 Lanier 400 Pkwy, Cumming, GA 30040	Quarterly Scores (Grades)		Current Quarter Score (Grade)
Phone: 770-887-1220	Q1: 90.30 (A-)	Q2: 85.86 (B)	<b>87.60% (B+)</b>
Vendor ID# 79175	Q3: 87.60 (B+)	Q4: N/A	
Program Census Information:	# Children in Care During Quarter: 9	# Placements During Quarter: 9	# Children in Care On Last Day: 7

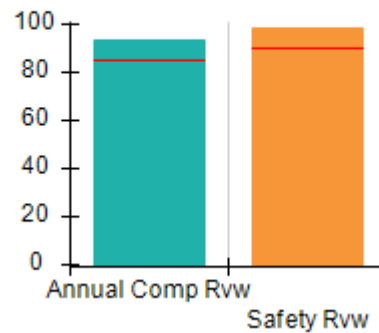
### Quarterly Provider Comparisons to All CCIs

▼ — indicates average for all CCIs

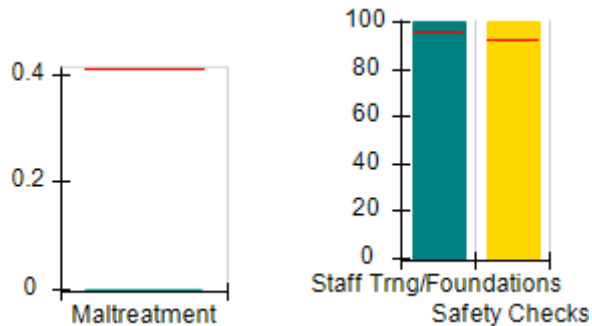
Overall Score (%)



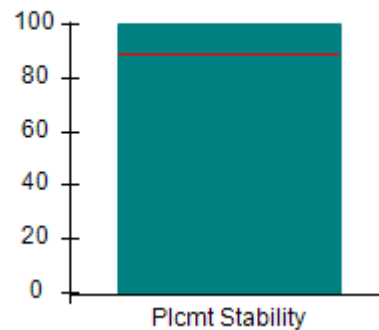
OPM Monitoring Reviews (%)



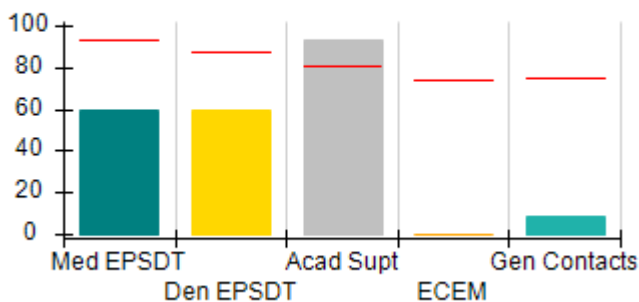
Safety Outcomes (%)



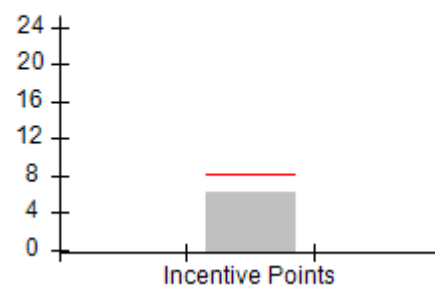
Permanency Outcomes (%)



Well-Being Outcomes (%)



Incentives Earned (Points)





DHS, DFCS, Office of Provider Management  
**Performance-Based Placement Measures**  
**RBWO Provider GA+SCORECARD - CCI**  
 Report Quarter: Q3 FY2019



**Provider/Program Name: Bald Ridge Lodge, Inc. - (4124) - CCI**

<b>775 Lanier 400 Pkwy, Cumming, GA 30040</b>	<b>Quarterly Scores (Grades)</b>		<b>Current Quarter Score (Grade)</b>
<b>Phone: 770-887-1220</b>	<b>Q1: 90.30 (A-)</b>	<b>Q2: 85.86 (B)</b>	<b>87.60% (B+)</b>
<b>Vendor ID# 79175</b>	<b>Q3: 87.60 (B+)</b>	<b>Q4: N/A</b>	

Program Census Information:	# Children in Care During Quarter: 9	# Placements During Quarter: 9	# Children in Care On Last Day: 7
-----------------------------	--------------------------------------	--------------------------------	-----------------------------------

	<b>Avg Performance All CCIs (%)</b>	<b>Provider Performance (%)*</b>	<b>Possible Points (Weight)</b>	<b>Provider Points Earned</b>
--	-------------------------------------	----------------------------------	---------------------------------	-------------------------------

**OPM Monitoring Reviews**

Annual Comprehensive Reviews	85%	93%	25	23.36
Safety Reviews	90%	99%	15	14.81
<b>Monitoring Sub-Total</b>			<b>40</b>	<b>38.16</b>

**CCI Safety Outcomes**

Incidence of Maltreatment	0.41%	No Substantiated Reports	10	10.00
Staff Training/Foundations	96%	100%	5	5.00
Staff Safety Checks	92%	100%	5	5.00
<b>Safety Sub-Total</b>			<b>20</b>	<b>20.00</b>

**CCI Permanency Outcomes**

Placement Stability	89%	100%	15	15.00
<b>Permanency Sub-Total</b>			<b>15</b>	<b>15.00</b>

**CCI Well-Being Outcomes**

EPSDT Medical Visits	93%	60%	4	2.40
EPSDT Dental Visits	87%	60%	4	2.40
Academic Supports	81%	93%	3	2.79
Provider ECEM Visits	74%	0%	7	0.00
Provider General Contacts	75%	9%	7	0.63
Placements with Siblings	36%	0%	Not Scored	Not Scored
Placements within Legal County	14%	25%	Not Scored	Not Scored
<b>Well-Being Sub-Total</b>			<b>25</b>	<b>8.22</b>

\*Performance calculation descriptions can be found in the FY 2019 RBWO PBP Measurements and Standards Guide.

<b>Monitoring &amp; Outcomes: Possible Points = 100</b>		<b>Points Earned = 81.38</b>	
<b>Score Before Incentives Credit</b>			<b>81.38%</b>
<b>Incentives Awarded</b>			<b>6.22 pts</b>
<b>PBP Verification</b>			<b>N/A pts</b>
<b>Total Score</b>			<b>87.60%</b>



DHS, DFCS, Office of Provider Management  
**Performance-Based Placement Measures**  
**RBWO Provider GA+SCORECARD - CCI**  
Report Quarter: Q3 FY2019



**Provider/Program Name: Bald Ridge Lodge, Inc. - (4124) - CCI**

Program Census Information:		# Children in Care During Quarter: 9	# Placements During Quarter: 9	# Children in Care On Last Day: 7
CCI Incentive Credits	Avg Performance All CCIs (Points)	Provider Performance (%)*	Possible Points (Weight)	Provider Points Earned
Early EPSDT Medical Visits		33%	2	0.66
Early EPSDT Dental Visits		33%	2	0.66
Permanency Contacts		None Planned	5	
Additional Academic Supports		45%	2	0.90
HS Grad/GED/Prof or Trade Certificate/College		N/A	10/5/5/1	
EYSS Agreement		Not Eligible	5	
Community Connections		0%	4	0.00
Active Agency Accreditation		0%	4	0.00
Staff Clinical Licensure		0%	5	0.00
Behavior Management (threshold = 0)		100%	4	4.00
<b>Incentives Total</b>	<b>8.21</b>			<b>6.22</b>
Maximum total combined incentive credit allowed is 10 points.			<b>Incentives Awarded</b>	<b>6.22</b>

\*Performance calculation descriptions can be found in the FY 2019 RBWO PBP Measurements and Standards Guide.

**Child Protective Services Investigations and Dispositions**

The following investigations data, which is not used for scoring but is considered significant to a provider's performance, is from Georgia SHINES and is not considered final or complete until the end of the fiscal year.

Total Reports:	0
Number Screened In:	0
Number Screened Out:	0
Number Substantiated:	0
Number Unsubstantiated:	0
Number Active CPS Investigations:	0



**DHS, DFCS, Office of Provider Management**  
**Performance-Based Placement Measures**  
**RBWO Provider GA+SCORECARD - CCI**  
**Report Quarter: Q3 FY2019**



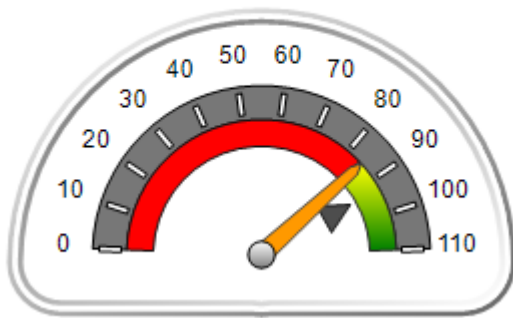
**Provider/Program Name: Boyz to Men Residential - (5317) - CCI**

721 23rd St., Columbus, GA 31904-8830	Quarterly Scores (Grades)		Current Quarter Score (Grade)
Phone: 706-221-2073	Q1: 80.93 (B-)	Q2: 85.83 (B)	<b>84.86% (B)</b>
Vendor ID# 135074	Q3: 84.86 (B)	Q4: N/A	
Program Census Information:	# Children in Care During Quarter: 7	# Placements During Quarter: 7	# Children in Care On Last Day: 6

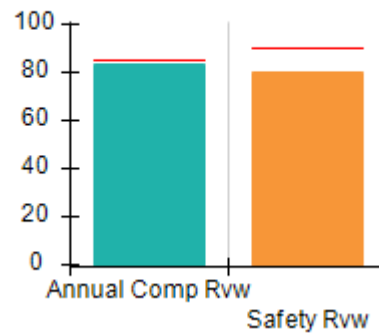
**Quarterly Provider Comparisons to All CCIs**

▼ — indicates average for all CCIs

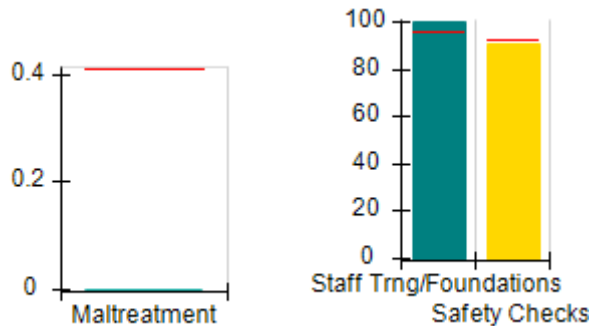
Overall Score (%)



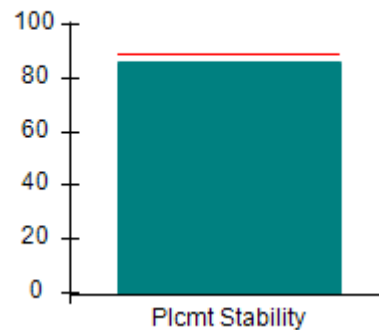
OPM Monitoring Reviews (%)



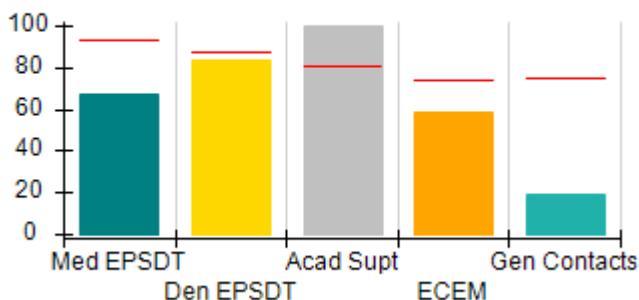
Safety Outcomes (%)



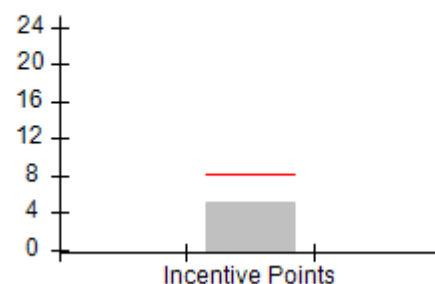
Permanency Outcomes (%)



Well-Being Outcomes (%)



Incentives Earned (Points)







DHS, DFCS, Office of Provider Management  
**Performance-Based Placement Measures**  
**RBWO Provider GA+SCORECARD - CCI**  
 Report Quarter: Q3 FY2019



**Provider/Program Name: Boyz to Men Residential - (5317) - CCI**

<b>721 23rd St., Columbus, GA 31904-8830</b>	<b>Quarterly Scores (Grades)</b>		<b>Current Quarter Score (Grade)</b>
<b>Phone: 706-221-2073</b>	<b>Q1: 80.93 (B-)</b>	<b>Q2: 85.83 (B)</b>	<b>84.86% (B)</b>
<b>Vendor ID# 135074</b>	<b>Q3: 84.86 (B)</b>	<b>Q4: N/A</b>	

Program Census Information:	# Children in Care During Quarter: 7	# Placements During Quarter: 7	# Children in Care On Last Day: 6
-----------------------------	--------------------------------------	--------------------------------	-----------------------------------

	<b>Avg Performance All CCIs (%)</b>	<b>Provider Performance (%)*</b>	<b>Possible Points (Weight)</b>	<b>Provider Points Earned</b>
--	-------------------------------------	----------------------------------	---------------------------------	-------------------------------

**OPM Monitoring Reviews**

Annual Comprehensive Reviews	85%	84%	25	20.95
Safety Reviews	90%	80%	15	12.00
<b>Monitoring Sub-Total</b>			<b>40</b>	<b>32.95</b>

**CCI Safety Outcomes**

Incidence of Maltreatment	0.41%	No Substantiated Reports	10	10.00
Staff Training/Foundations	96%	100%	5	5.00
Staff Safety Checks	92%	91%	5	4.55
<b>Safety Sub-Total</b>			<b>20</b>	<b>19.55</b>

**CCI Permanency Outcomes**

Placement Stability	89%	86%	15	12.90
<b>Permanency Sub-Total</b>			<b>15</b>	<b>12.90</b>

**CCI Well-Being Outcomes**

EPSDT Medical Visits	93%	67%	4	2.68
EPSDT Dental Visits	87%	83%	4	3.32
Academic Supports	81%	100%	3	3.00
Provider ECEM Visits	74%	59%	7	4.13
Provider General Contacts	75%	19%	7	1.33
Placements with Siblings	36%	0%	Not Scored	Not Scored
Placements within Legal County	14%	0%	Not Scored	Not Scored
<b>Well-Being Sub-Total</b>			<b>25</b>	<b>14.46</b>

\*Performance calculation descriptions can be found in the FY 2019 RBWO PBP Measurements and Standards Guide.

<b>Monitoring &amp; Outcomes: Possible Points = 100</b>		<b>Points Earned = 79.86</b>	
<b>Score Before Incentives Credit</b>			<b>79.86%</b>
<b>Incentives Awarded</b>			<b>5.00 pts</b>
<b>PBP Verification</b>			<b>N/A pts</b>
<b>Total Score</b>			<b>84.86%</b>



**DHS, DFCS, Office of Provider Management**  
**Performance-Based Placement Measures**  
**RBWO Provider GA+SCORECARD - CCI**  
**Report Quarter: Q3 FY2019**



**Provider/Program Name: Boyz to Men Residential - (5317) - CCI**

Program Census Information:		# Children in Care During Quarter: 7	# Placements During Quarter: 7	# Children in Care On Last Day: 6
CCI Incentive Credits	Avg Performance All CCIs (Points)	Provider Performance (%)*	Possible Points (Weight)	Provider Points Earned
Early EPSDT Medical Visits		0%	2	0.00
Early EPSDT Dental Visits		50%	2	1.00
Permanency Contacts		0%	5	0.00
Additional Academic Supports		0%	2	0.00
HS Grad/GED/Prof or Trade Certificate/College		N/A	10/5/5/1	
EYSS Agreement		Not Eligible	5	
Community Connections		0%	4	0.00
Active Agency Accreditation		0%	4	0.00
Staff Clinical Licensure		0%	5	0.00
Behavior Management (threshold = 0)		100%	4	4.00
<b>Incentives Total</b>	<b>8.21</b>			<b>5.00</b>
Maximum total combined incentive credit allowed is 10 points.			<b>Incentives Awarded</b>	<b>5.00</b>

\*Performance calculation descriptions can be found in the FY 2019 RBWO PBP Measurements and Standards Guide.

**Child Protective Services Investigations and Dispositions**

The following investigations data, which is not used for scoring but is considered significant to a provider's performance, is from Georgia SHINES and is not considered final or complete until the end of the fiscal year.

Total Reports:	1
Number Screened In:	1
Number Screened Out:	0
Number Substantiated:	0
Number Unsubstantiated:	1
Number Active CPS Investigations:	0

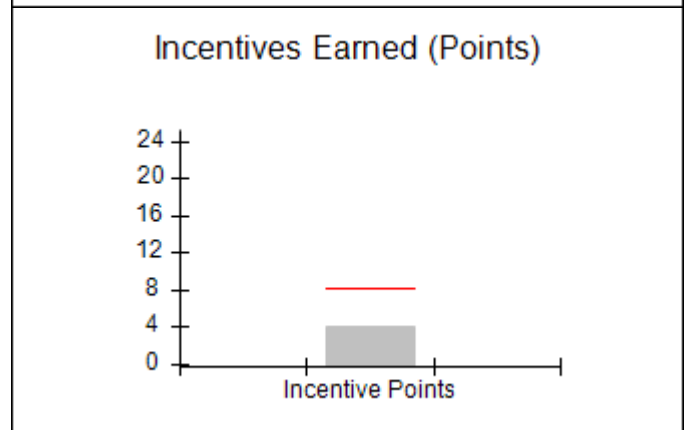
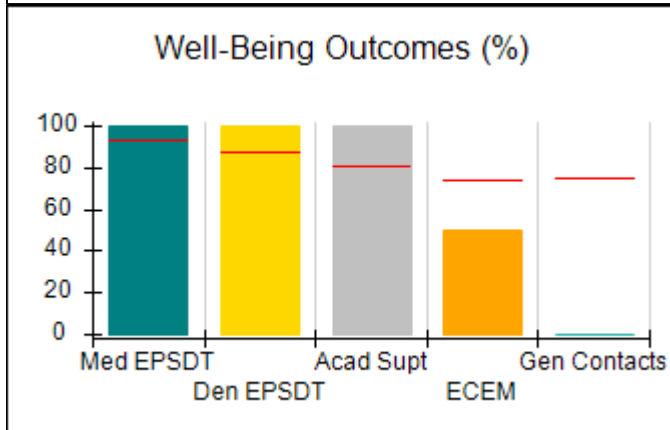
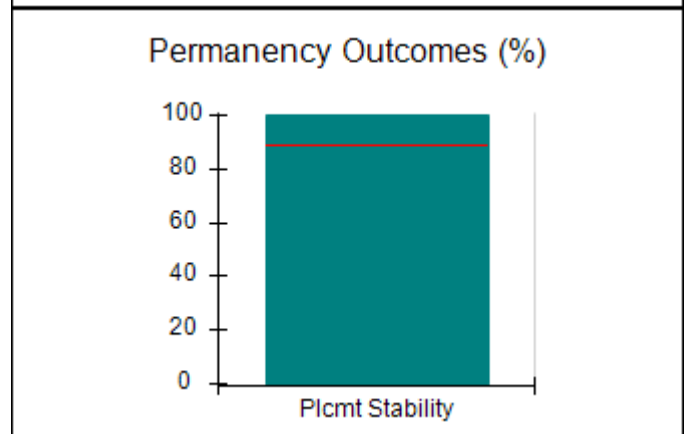
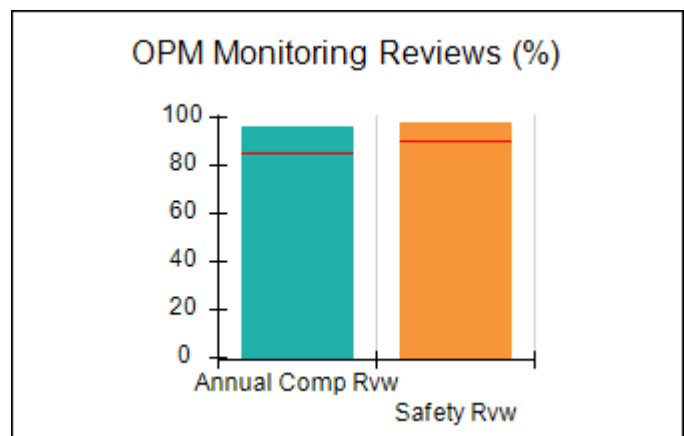
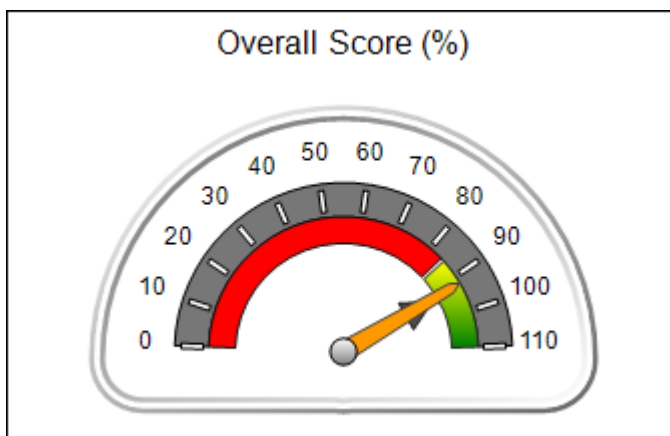


**DHS, DFCS, Office of Provider Management**  
**Performance-Based Placement Measures**  
**RBWO Provider GA+SCORECARD - CCI**  
**Report Quarter: Q3 FY2019**



Provider/Program Name: Broken Shackle Ranch - (576) - CCI			
1542 Francis Bridge Rd., Davisboro, GA 31018	Quarterly Scores (Grades)		Current Quarter Score (Grade)
Phone: 478-331-6555	Q1: 100.10 (A+)	Q2: 99.67 (A+)	<b>92.22%</b> <b>(A-)</b>
Vendor ID# 35252	Q3: 92.22 (A-)	Q4: N/A	
Program Census Information:	# Children in Care During Quarter: 2	# Placements During Quarter: 2	# Children in Care On Last Day: 1
Quarterly Provider Comparisons to All CCIs			

▼ — indicates average for all CCIs





DHS, DFCS, Office of Provider Management  
**Performance-Based Placement Measures**  
**RBWO Provider GA+SCORECARD - CCI**  
 Report Quarter: Q3 FY2019



**Provider/Program Name: Broken Shackle Ranch - (576) - CCI**

1542 Francis Bridge Rd., Davisboro, GA 31018	Quarterly Scores (Grades)		Current Quarter Score (Grade)
Phone: 478-331-6555	Q1: 100.10 (A+)	Q2: 99.67 (A+)	<b>92.22%</b> <b>(A-)</b>
Vendor ID# 35252	Q3: 92.22 (A-)	Q4: N/A	

Program Census Information:	# Children in Care During Quarter: 2	# Placements During Quarter: 2	# Children in Care On Last Day: 1
-----------------------------	--------------------------------------	--------------------------------	-----------------------------------

	Avg Performance All CCIs (%)	Provider Performance (%)*	Possible Points (Weight)	Provider Points Earned
--	------------------------------	---------------------------	--------------------------	------------------------

**OPM Monitoring Reviews**

Annual Comprehensive Reviews	85%	96%	25	24.08
Safety Reviews	90%	98%	15	14.64
<b>Monitoring Sub-Total</b>			<b>40</b>	<b>38.72</b>

**CCI Safety Outcomes**

Incidence of Maltreatment	0.41%	No Substantiated Reports	10	10.00
Staff Training/Foundations	96%	100%	5	5.00
Staff Safety Checks	92%	100%	5	5.00
<b>Safety Sub-Total</b>			<b>20</b>	<b>20.00</b>

**CCI Permanency Outcomes**

Placement Stability	89%	100%	15	15.00
<b>Permanency Sub-Total</b>			<b>15</b>	<b>15.00</b>

**CCI Well-Being Outcomes**

EPSDT Medical Visits	93%	100%	4	4.00
EPSDT Dental Visits	87%	100%	4	4.00
Academic Supports	81%	100%	3	3.00
Provider ECEM Visits	74%	50%	7	3.50
Provider General Contacts	75%	0%	7	0.00
Placements with Siblings	36%	Not Eligible	Not Scored	Not Scored
Placements within Legal County	14%	Not Eligible	Not Scored	Not Scored
<b>Well-Being Sub-Total</b>			<b>25</b>	<b>14.50</b>

\*Performance calculation descriptions can be found in the FY 2019 RBWO PBP Measurements and Standards Guide.

<b>Monitoring &amp; Outcomes: Possible Points = 100</b>		<b>Points Earned = 88.22</b>	
<b>Score Before Incentives Credit</b>			<b>88.22%</b>
<b>Incentives Awarded</b>			<b>4.00 pts</b>
<b>PBP Verification</b>			<b>N/A pts</b>
<b>Total Score</b>			<b>92.22%</b>



**DHS, DFCS, Office of Provider Management**  
**Performance-Based Placement Measures**  
**RBWO Provider GA+SCORECARD - CCI**  
**Report Quarter: Q3 FY2019**



**Provider/Program Name: Broken Shackle Ranch - (576) - CCI**

Program Census Information:		# Children in Care During Quarter: 2	# Placements During Quarter: 2	# Children in Care On Last Day: 1
CCI Incentive Credits	Avg Performance All CCIs (Points)	Provider Performance (%)*	Possible Points (Weight)	Provider Points Earned
Early EPSDT Medical Visits		Not Eligible	2	
Early EPSDT Dental Visits		Not Eligible	2	
Permanency Contacts		None Planned	5	
Additional Academic Supports		0%	2	0.00
HS Grad/GED/Prof or Trade Certificate/College		N/A	10/5/5/1	
EYSS Agreement		Not Eligible	5	
Community Connections		0%	4	0.00
Active Agency Accreditation		0%	4	0.00
Staff Clinical Licensure		0%	5	0.00
Behavior Management (threshold = 0)		100%	4	4.00
<b>Incentives Total</b>	<b>8.21</b>			<b>4.00</b>
Maximum total combined incentive credit allowed is 10 points.			<b>Incentives Awarded</b>	<b>4.00</b>

\*Performance calculation descriptions can be found in the FY 2019 RBWO PBP Measurements and Standards Guide.

**Child Protective Services Investigations and Dispositions**

The following investigations data, which is not used for scoring but is considered significant to a provider's performance, is from Georgia SHINES and is not considered final or complete until the end of the fiscal year.

Total Reports:	0
Number Screened In:	0
Number Screened Out:	0
Number Substantiated:	0
Number Unsubstantiated:	0
Number Active CPS Investigations:	0



**DHS, DFCS, Office of Provider Management**  
**Performance-Based Placement Measures**  
**RBWO Provider GA+SCORECARD - CCI**  
**Report Quarter: Q3 FY2019**



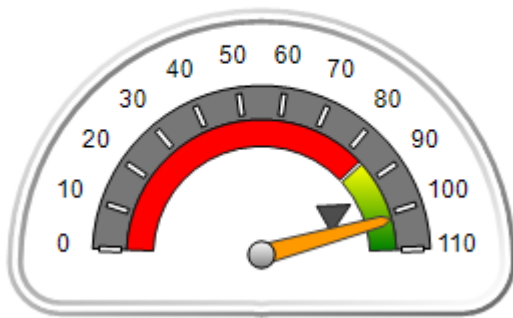
**Provider/Program Name: Caring and Sharing Home for Boys - (5191) - CCI**

1769 Brook Run Drive, Register, GA 30452	Quarterly Scores (Grades)		Current Quarter Score (Grade)
Phone: 912-852-7545	Q1: 107.88 (A+)	Q2: 105.20 (A+)	<b>101.61% (A+)</b>
Vendor ID# 125316	Q3: 101.61 (A+)	Q4: N/A	
Program Census Information:	# Children in Care During Quarter: 10	# Placements During Quarter: 10	# Children in Care On Last Day: 6

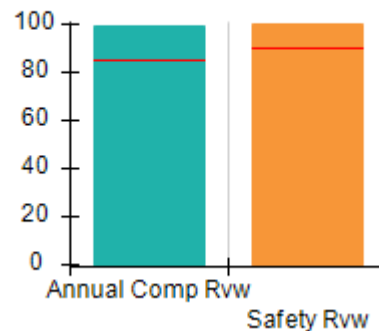
**Quarterly Provider Comparisons to All CCIs**

▼ — indicates average for all CCIs

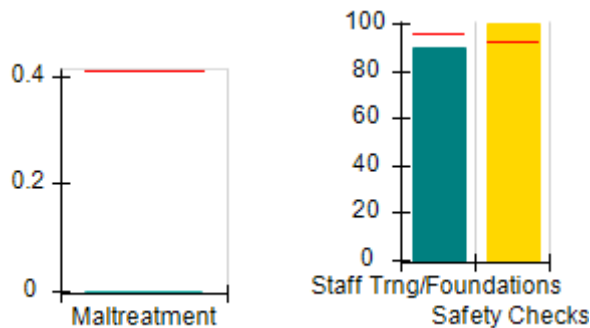
Overall Score (%)



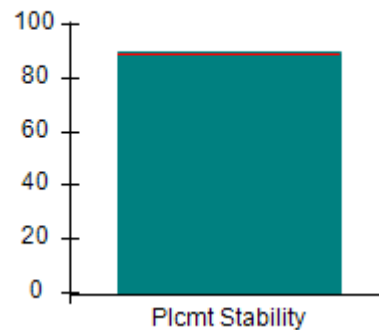
OPM Monitoring Reviews (%)



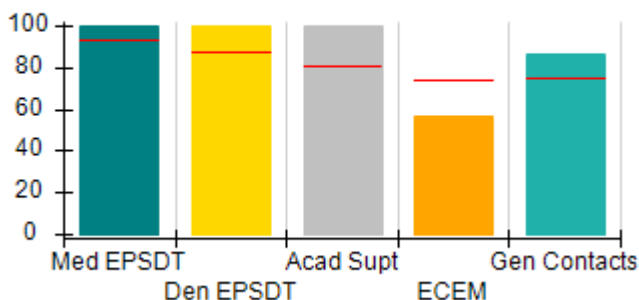
Safety Outcomes (%)



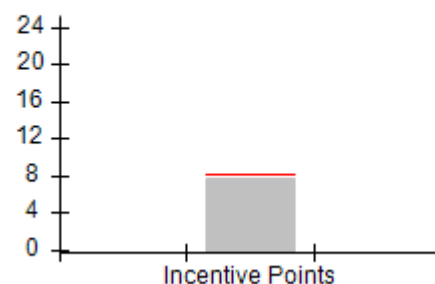
Permanency Outcomes (%)



Well-Being Outcomes (%)



Incentives Earned (Points)





DHS, DFCS, Office of Provider Management  
**Performance-Based Placement Measures**  
**RBWO Provider GA+SCORECARD - CCI**  
 Report Quarter: Q3 FY2019



**Provider/Program Name: Caring and Sharing Home for Boys - (5191) - CCI**

1769 Brook Run Drive, Register, GA 30452	Quarterly Scores (Grades)		Current Quarter Score (Grade)
Phone: 912-852-7545	Q1: 107.88 (A+)	Q2: 105.20 (A+)	<b>101.61%</b> <b>(A+)</b>
Vendor ID# 125316	Q3: 101.61 (A+)	Q4: N/A	

Program Census Information:	# Children in Care During Quarter: 10	# Placements During Quarter: 10	# Children in Care On Last Day: 6
-----------------------------	---------------------------------------	---------------------------------	-----------------------------------

	Avg Performance All CCIs (%)	Provider Performance (%)*	Possible Points (Weight)	Provider Points Earned
--	------------------------------	---------------------------	--------------------------	------------------------

**OPM Monitoring Reviews**

Annual Comprehensive Reviews	85%	99%	25	24.86
Safety Reviews	90%	100%	15	15.00
<b>Monitoring Sub-Total</b>			<b>40</b>	<b>39.86</b>

**CCI Safety Outcomes**

Incidence of Maltreatment	0.41%	No Substantiated Reports	10	10.00
Staff Training/Foundations	96%	90%	5	4.50
Staff Safety Checks	92%	100%	5	5.00
<b>Safety Sub-Total</b>			<b>20</b>	<b>19.50</b>

**CCI Permanency Outcomes**

Placement Stability	89%	90%	15	13.50
<b>Permanency Sub-Total</b>			<b>15</b>	<b>13.50</b>

**CCI Well-Being Outcomes**

EPSDT Medical Visits	93%	100%	4	4.00
EPSDT Dental Visits	87%	100%	4	4.00
Academic Supports	81%	100%	3	3.00
Provider ECEM Visits	74%	57%	7	3.99
Provider General Contacts	75%	86%	7	6.02
Placements with Siblings	36%	0%	Not Scored	Not Scored
Placements within Legal County	14%	0%	Not Scored	Not Scored
<b>Well-Being Sub-Total</b>			<b>25</b>	<b>21.01</b>

\*Performance calculation descriptions can be found in the FY 2019 RBWO PBP Measurements and Standards Guide.

<b>Monitoring &amp; Outcomes: Possible Points = 100</b>		<b>Points Earned = 93.87</b>	
<b>Score Before Incentives Credit</b>			<b>93.87%</b>
<b>Incentives Awarded</b>			<b>7.74 pts</b>
<b>PBP Verification</b>			<b>N/A pts</b>
<b>Total Score</b>			<b>101.61%</b>



**DHS, DFCS, Office of Provider Management**  
**Performance-Based Placement Measures**  
**RBWO Provider GA+SCORECARD - CCI**  
**Report Quarter: Q3 FY2019**



**Provider/Program Name: Caring and Sharing Home for Boys - (5191) - CCI**

Program Census Information:		# Children in Care During Quarter: 10	# Placements During Quarter: 10	# Children in Care On Last Day: 6
CCI Incentive Credits	Avg Performance All CCIs (Points)	Provider Performance (%)*	Possible Points (Weight)	Provider Points Earned
Early EPSDT Medical Visits		80%	2	1.60
Early EPSDT Dental Visits		100%	2	2.00
Permanency Contacts		0%	5	0.00
Additional Academic Supports		7%	2	0.14
HS Grad/GED/Prof or Trade Certificate/College		N/A	10/5/5/1	
EYSS Agreement		Not Eligible	5	
Community Connections		0%	4	0.00
Active Agency Accreditation		0%	4	0.00
Staff Clinical Licensure		0%	5	0.00
Behavior Management (threshold = 0)		100%	4	4.00
<b>Incentives Total</b>	<b>8.21</b>			<b>7.74</b>
Maximum total combined incentive credit allowed is 10 points.			<b>Incentives Awarded</b>	<b>7.74</b>

\*Performance calculation descriptions can be found in the FY 2019 RBWO PBP Measurements and Standards Guide.

**Child Protective Services Investigations and Dispositions**

The following investigations data, which is not used for scoring but is considered significant to a provider's performance, is from Georgia SHINES and is not considered final or complete until the end of the fiscal year.

Total Reports:	0
Number Screened In:	0
Number Screened Out:	0
Number Substantiated:	0
Number Unsubstantiated:	0
Number Active CPS Investigations:	0



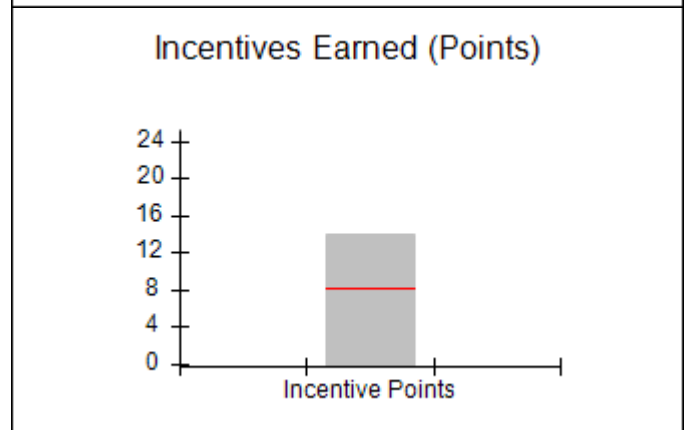
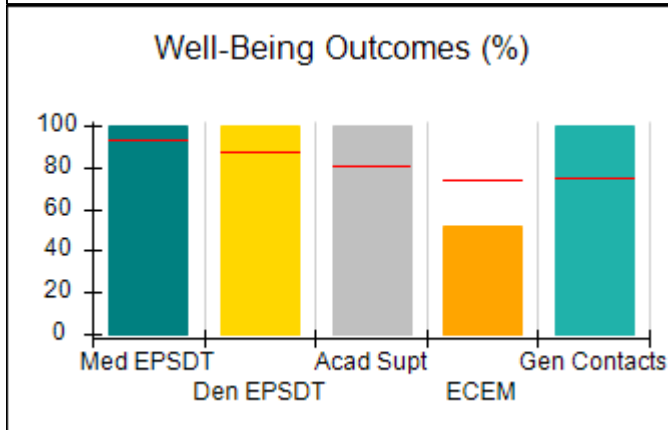
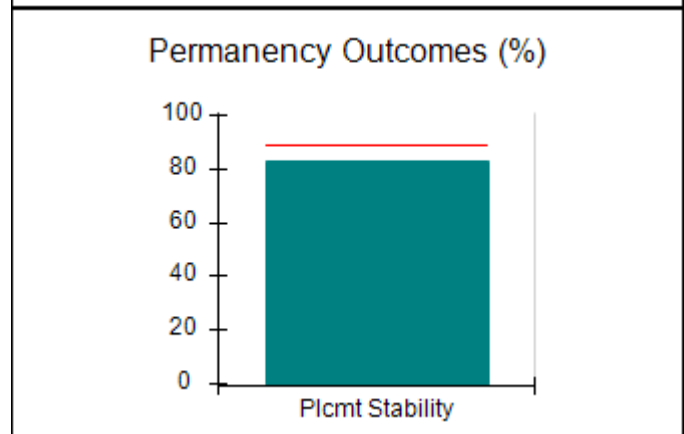
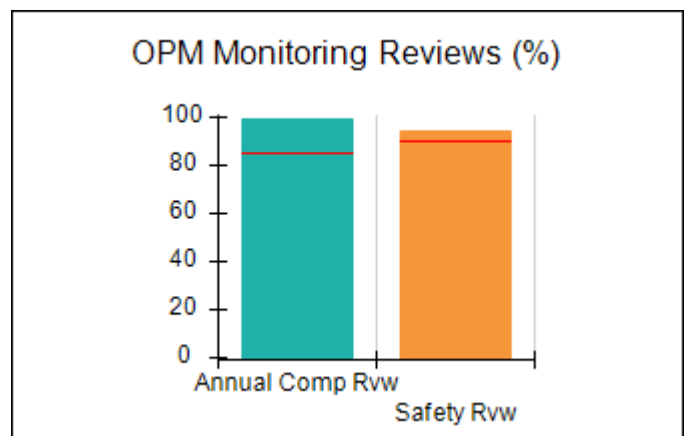
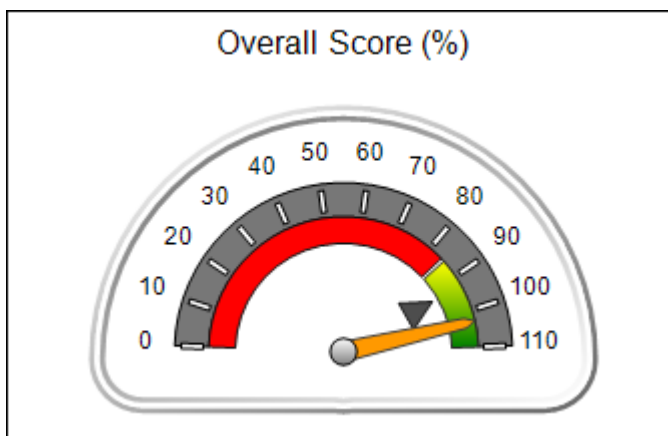


DHS, DFCS, Office of Provider Management  
**Performance-Based Placement Measures**  
**RBWO Provider GA+SCORECARD - CCI**  
 Report Quarter: Q3 FY2019



Provider/Program Name: Carl Malone Foundation, Inc. - Mercy's Door I (993) - CCI			
2281 Dawnville Beaverdale Rd., Dalton, GA 30721	Quarterly Scores (Grades)		Current Quarter Score (Grade)
Phone: 706-270-5821	Q1: 98.48 (A+)	Q2: 105.67 (A+)	<b>103.08%</b> <b>(A+)</b>
Vendor ID# 35802	Q3: 103.08 (A+)	Q4: N/A	
Program Census Information:	# Children in Care During Quarter: 12	# Placements During Quarter: 12	# Children in Care On Last Day: 8
Quarterly Provider Comparisons to All CCIs			

▼ — indicates average for all CCIs





DHS, DFCS, Office of Provider Management  
**Performance-Based Placement Measures**  
**RBWO Provider GA+SCORECARD - CCI**  
 Report Quarter: Q3 FY2019



<b>Provider/Program Name: Carl Malone Foundation, Inc. - Mercy's Door I (993) - CCI</b>				
<b>2281 Dawnvile Beaverdale Rd., Dalton, GA 30721</b>		<b>Quarterly Scores (Grades)</b>		<b>Current Quarter Score (Grade)</b>
<b>Phone: 706-270-5821</b>		<b>Q1: 98.48 (A+)</b>	<b>Q2: 105.67 (A+)</b>	<b>103.08% (A+)</b>
<b>Vendor ID# 35802</b>		<b>Q3: 103.08 (A+)</b>	<b>Q4: N/A</b>	
Program Census Information:		# Children in Care During Quarter: 12	# Placements During Quarter: 12	# Children in Care On Last Day: 8
	<b>Avg Performance All CCIs (%)</b>	<b>Provider Performance (%)*</b>	<b>Possible Points (Weight)</b>	<b>Provider Points Earned</b>
<b>OPM Monitoring Reviews</b>				
Annual Comprehensive Reviews	85%	99%	25	24.80
Safety Reviews	90%	95%	15	14.19
<b>Monitoring Sub-Total</b>			<b>40</b>	<b>38.99</b>
<b>CCI Safety Outcomes</b>				
Incidence of Maltreatment	0.41%	No Substantiated Reports	10	10.00
Staff Training/Foundations	96%	100%	5	5.00
Staff Safety Checks	92%	100%	5	5.00
<b>Safety Sub-Total</b>			<b>20</b>	<b>20.00</b>
<b>CCI Permanency Outcomes</b>				
Placement Stability	89%	83%	15	12.45
<b>Permanency Sub-Total</b>			<b>15</b>	<b>12.45</b>
<b>CCI Well-Being Outcomes</b>				
EPSDT Medical Visits	93%	100%	4	4.00
EPSDT Dental Visits	87%	100%	4	4.00
Academic Supports	81%	100%	3	3.00
Provider ECEM Visits	74%	52%	7	3.64
Provider General Contacts	75%	100%	7	7.00
Placements with Siblings	36%	67%	Not Scored	Not Scored
Placements within Legal County	14%	100%	Not Scored	Not Scored
<b>Well-Being Sub-Total</b>			<b>25</b>	<b>21.64</b>
*Performance calculation descriptions can be found in the FY 2019 RBWO PBP Measurements and Standards Guide.				

<b>Monitoring &amp; Outcomes: Possible Points = 100</b>		<b>Points Earned = 93.08</b>	
<b>Score Before Incentives Credit</b>			<b>93.08%</b>
<b>Incentives Awarded</b>			<b>10.00 pts</b>
<b>PBP Verification</b>			<b>N/A pts</b>
<b>Total Score</b>			<b>103.08%</b>



**DHS, DFCS, Office of Provider Management**  
**Performance-Based Placement Measures**  
**RBWO Provider GA+SCORECARD - CCI**  
**Report Quarter: Q3 FY2019**



**Provider/Program Name: Carl Malone Foundation, Inc. - Mercy's Door I (993) - CCI**

Program Census Information:		# Children in Care During Quarter: 12	# Placements During Quarter: 12	# Children in Care On Last Day: 8
CCI Incentive Credits	Avg Performance All CCIs (Points)	Provider Performance (%)*	Possible Points (Weight)	Provider Points Earned
Early EPSDT Medical Visits		100%	2	2.00
Early EPSDT Dental Visits		100%	2	2.00
Permanency Contacts		None Planned	5	
Additional Academic Supports		100%	2	2.00
HS Grad/GED/Prof or Trade Certificate/College		N/A	10/5/5/1	
EYSS Agreement		0%	5	0.00
Community Connections		100%	4	4.00
Active Agency Accreditation		0%	4	0.00
Staff Clinical Licensure		0%	5	0.00
Behavior Management (threshold = 0)		100%	4	4.00
<b>Incentives Total</b>	<b>8.21</b>			<b>14.00</b>
Maximum total combined incentive credit allowed is 10 points.			<b>Incentives Awarded</b>	<b>10.00</b>

\*Performance calculation descriptions can be found in the FY 2019 RBWO PBP Measurements and Standards Guide.

**Child Protective Services Investigations and Dispositions**

The following investigations data, which is not used for scoring but is considered significant to a provider's performance, is from Georgia SHINES and is not considered final or complete until the end of the fiscal year.

Total Reports:	0
Number Screened In:	0
Number Screened Out:	0
Number Substantiated:	0
Number Unsubstantiated:	0
Number Active CPS Investigations:	0



DHS, DFCS, Office of Provider Management

## Performance-Based Placement Measures

### RBWO Provider GA+SCORECARD - CCI



Report Quarter: Q3 FY2019

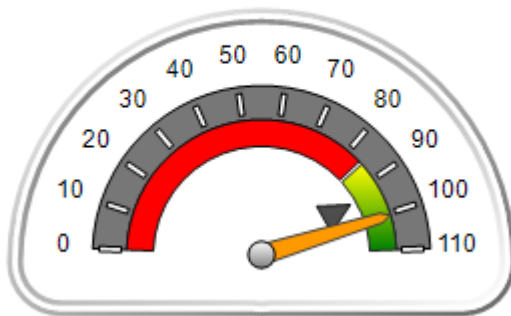
**Provider/Program Name: Carl Malone Foundation, Inc. - Mercy's Door II (994) - CCI**

2295 Dawnville Beaverdale Rd., Dalton, GA 30721	Quarterly Scores (Grades)		Current Quarter Score (Grade)
Phone: 706-277-0732	Q1: 97.82 (A+)	Q2: 103.01 (A+)	<b>100.62% (A+)</b>
Vendor ID# 35801	Q3: 100.62 (A+)	Q4: N/A	
Program Census Information:	# Children in Care During Quarter: 7	# Placements During Quarter: 7	# Children in Care On Last Day: 5

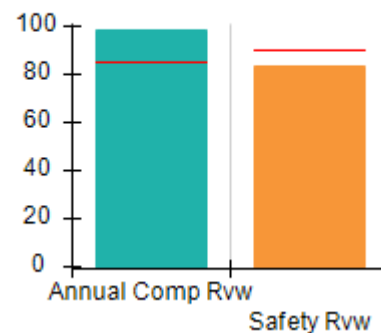
### Quarterly Provider Comparisons to All CCIs

▼ — indicates average for all CCIs

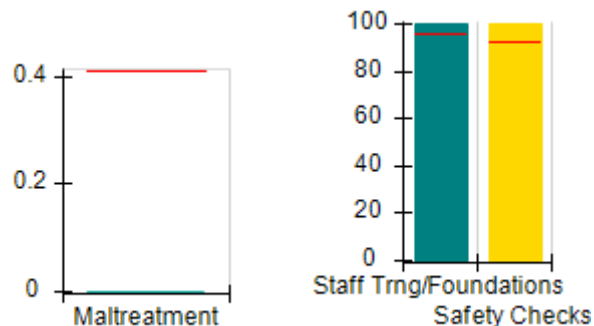
Overall Score (%)



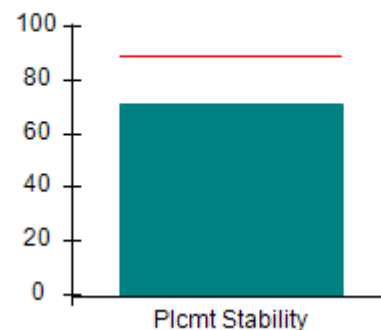
OPM Monitoring Reviews (%)



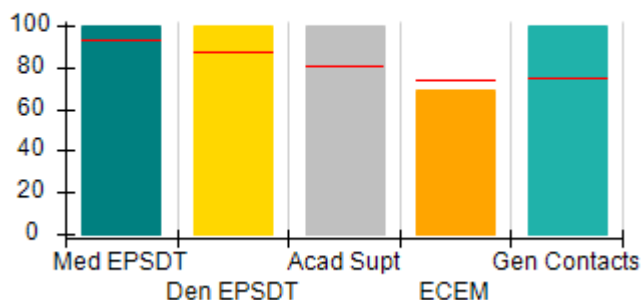
Safety Outcomes (%)



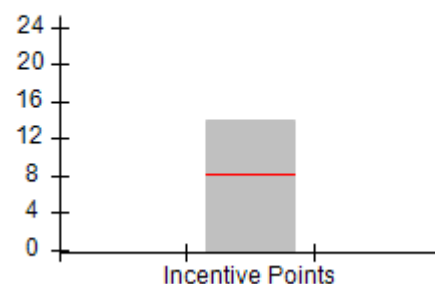
Permanency Outcomes (%)



Well-Being Outcomes (%)



Incentives Earned (Points)





DHS, DFCS, Office of Provider Management  
**Performance-Based Placement Measures**  
**RBWO Provider GA+SCORECARD - CCI**  
**Report Quarter: Q3 FY2019**



<b>Provider/Program Name: Carl Malone Foundation, Inc. - Mercy's Door II (994) - CCI</b>				
<b>2295 Dawnvile Beaverdale Rd., Dalton, GA 30721</b>		<b>Quarterly Scores (Grades)</b>		<b>Current Quarter Score (Grade)</b>
<b>Phone: 706-277-0732</b>		<b>Q1: 97.82 (A+)</b>	<b>Q2: 103.01 (A+)</b>	<b>100.62% (A+)</b>
<b>Vendor ID# 35801</b>		<b>Q3: 100.62 (A+)</b>	<b>Q4: N/A</b>	
Program Census Information:		# Children in Care During Quarter: 7	# Placements During Quarter: 7	# Children in Care On Last Day: 5
	<b>Avg Performance All CCIs (%)</b>	<b>Provider Performance (%)*</b>	<b>Possible Points (Weight)</b>	<b>Provider Points Earned</b>
<b>OPM Monitoring Reviews</b>				
Annual Comprehensive Reviews	85%	99%	25	24.63
Safety Reviews	90%	83%	15	12.51
<b>Monitoring Sub-Total</b>			<b>40</b>	<b>37.14</b>
<b>CCI Safety Outcomes</b>				
Incidence of Maltreatment	0.41%	No Substantiated Reports	10	10.00
Staff Training/Foundations	96%	100%	5	5.00
Staff Safety Checks	92%	100%	5	5.00
<b>Safety Sub-Total</b>			<b>20</b>	<b>20.00</b>
<b>CCI Permanency Outcomes</b>				
Placement Stability	89%	71%	15	10.65
<b>Permanency Sub-Total</b>			<b>15</b>	<b>10.65</b>
<b>CCI Well-Being Outcomes</b>				
EPSDT Medical Visits	93%	100%	4	4.00
EPSDT Dental Visits	87%	100%	4	4.00
Academic Supports	81%	100%	3	3.00
Provider ECEM Visits	74%	69%	7	4.83
Provider General Contacts	75%	100%	7	7.00
Placements with Siblings	36%	75%	Not Scored	Not Scored
Placements within Legal County	14%	50%	Not Scored	Not Scored
<b>Well-Being Sub-Total</b>			<b>25</b>	<b>22.83</b>
*Performance calculation descriptions can be found in the FY 2019 RBWO PBP Measurements and Standards Guide.				

<b>Monitoring &amp; Outcomes: Possible Points = 100</b>		<b>Points Earned = 90.62</b>	
<b>Score Before Incentives Credit</b>			<b>90.62%</b>
<b>Incentives Awarded</b>			<b>10.00 pts</b>
<b>PBP Verification</b>			<b>N/A pts</b>
<b>Total Score</b>			<b>100.62%</b>



**DHS, DFCS, Office of Provider Management**  
**Performance-Based Placement Measures**  
**RBWO Provider GA+SCORECARD - CCI**  
**Report Quarter: Q3 FY2019**



**Provider/Program Name: Carl Malone Foundation, Inc. - Mercy's Door II (994) - CCI**

Program Census Information:		# Children in Care During Quarter: 7	# Placements During Quarter: 7	# Children in Care On Last Day: 5
CCI Incentive Credits	Avg Performance All CCIs (Points)	Provider Performance (%)*	Possible Points (Weight)	Provider Points Earned
Early EPSDT Medical Visits		100%	2	2.00
Early EPSDT Dental Visits		100%	2	2.00
Permanency Contacts		None Planned	5	
Additional Academic Supports		100%	2	2.00
HS Grad/GED/Prof or Trade Certificate/College		N/A	10/5/5/1	
EYSS Agreement		Not Eligible	5	
Community Connections		100%	4	4.00
Active Agency Accreditation		0%	4	0.00
Staff Clinical Licensure		0%	5	0.00
Behavior Management (threshold = 0)		100%	4	4.00
<b>Incentives Total</b>	<b>8.21</b>			<b>14.00</b>
Maximum total combined incentive credit allowed is 10 points.			<b>Incentives Awarded</b>	<b>10.00</b>

\*Performance calculation descriptions can be found in the FY 2019 RBWO PBP Measurements and Standards Guide.

**Child Protective Services Investigations and Dispositions**

The following investigations data, which is not used for scoring but is considered significant to a provider's performance, is from Georgia SHINES and is not considered final or complete until the end of the fiscal year.

Total Reports:	1
Number Screened In:	1
Number Screened Out:	0
Number Substantiated:	0
Number Unsubstantiated:	0
Number Active CPS Investigations:	1

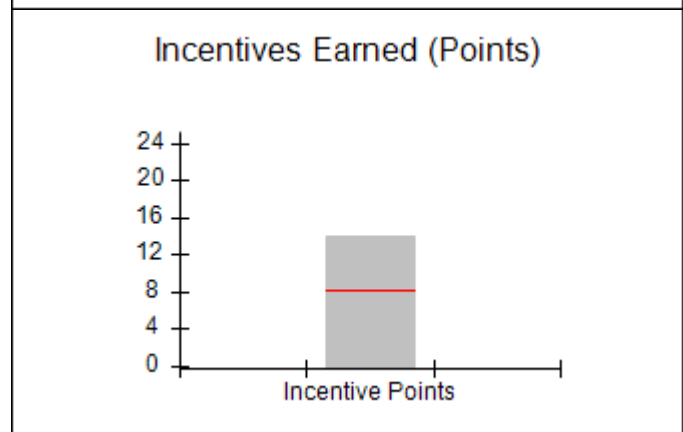
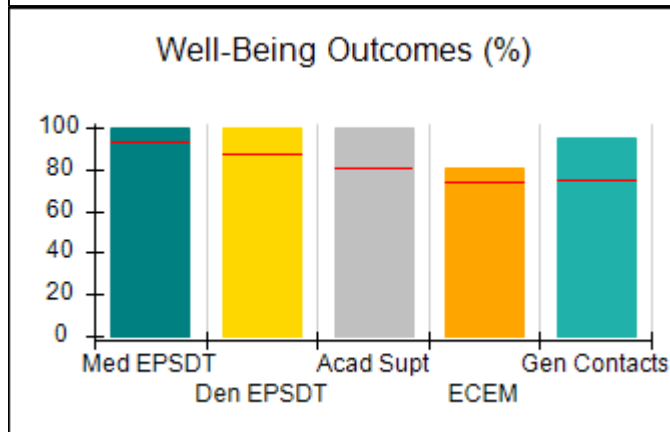
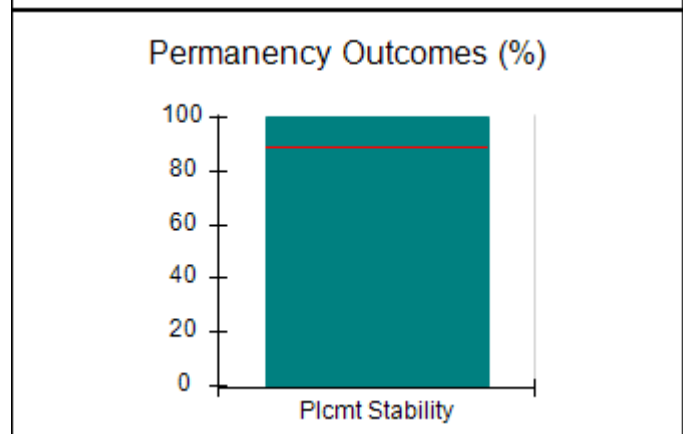
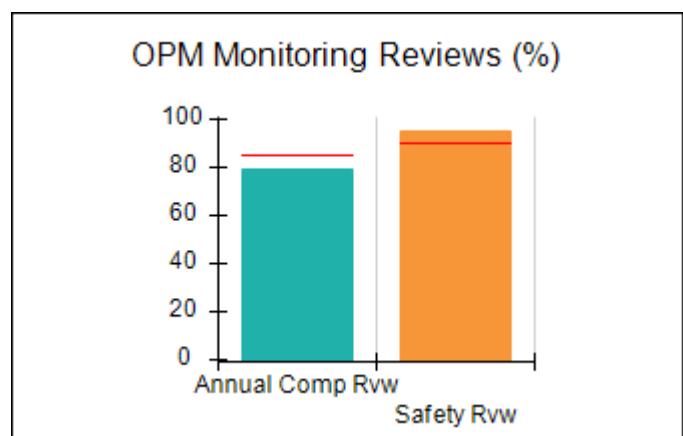
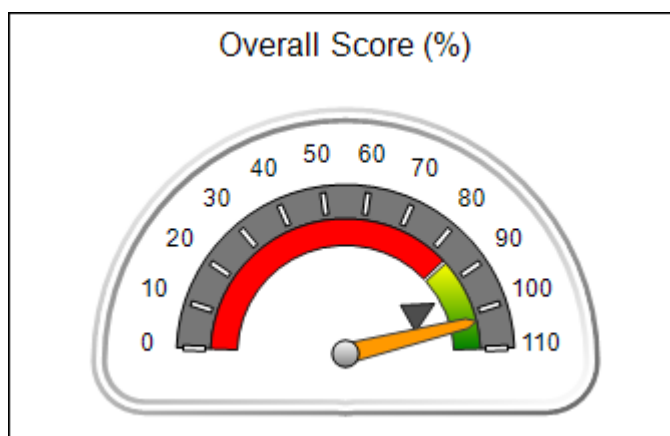


**DHS, DFCS, Office of Provider Management**  
**Performance-Based Placement Measures**  
**RBWO Provider GA+SCORECARD - CCI**  
**Report Quarter: Q3 FY2019**



<b>Provider/Program Name: Carl Malone Foundation, Inc. - Mercy's Door III (1041) - CCI</b>			
<b>345 Rockman Way, Dalton, GA 30721</b>	<b>Quarterly Scores (Grades)</b>		<b>Current Quarter Score (Grade)</b>
<b>Phone: 706-217-6185</b>	<b>Q1: 99.85 (A+)</b>	<b>Q2: 100.33 (A+)</b>	<b>102.57% (A+)</b>
<b>Vendor ID# 75482</b>	<b>Q3: 102.57 (A+)</b>	<b>Q4: N/A</b>	
Program Census Information:	# Children in Care During Quarter: 12	# Placements During Quarter: 12	# Children in Care On Last Day: 8
<b>Quarterly Provider Comparisons to All CCIs</b>			

▼ — indicates average for all CCIs





DHS, DFCS, Office of Provider Management  
**Performance-Based Placement Measures**  
**RBWO Provider GA+SCORECARD - CCI**  
 Report Quarter: Q3 FY2019



<b>Provider/Program Name: Carl Malone Foundation, Inc. - Mercy's Door III (1041) - CCI</b>				
345 Rockman Way, Dalton, GA 30721		Quarterly Scores (Grades)		Current Quarter Score (Grade)
Phone: 706-217-6185		Q1: 99.85 (A+)	Q2: 100.33 (A+)	<b>102.57%</b> <b>(A+)</b>
Vendor ID# 75482		Q3: 102.57 (A+)	Q4: N/A	
Program Census Information:		# Children in Care During Quarter: 12	# Placements During Quarter: 12	# Children in Care On Last Day: 8
	Avg Performance All CCIs (%)	Provider Performance (%)*	Possible Points (Weight)	Provider Points Earned
<b>OPM Monitoring Reviews</b>				
Annual Comprehensive Reviews	85%	80%	25	19.92
Safety Reviews	90%	96%	15	14.33
<b>Monitoring Sub-Total</b>			<b>40</b>	<b>34.25</b>
<b>CCI Safety Outcomes</b>				
Incidence of Maltreatment	0.41%	No Substantiated Reports	10	10.00
Staff Training/Foundations	96%	100%	5	5.00
Staff Safety Checks	92%	100%	5	5.00
<b>Safety Sub-Total</b>			<b>20</b>	<b>20.00</b>
<b>CCI Permanency Outcomes</b>				
Placement Stability	89%	100%	15	15.00
<b>Permanency Sub-Total</b>			<b>15</b>	<b>15.00</b>
<b>CCI Well-Being Outcomes</b>				
EPSDT Medical Visits	93%	100%	4	4.00
EPSDT Dental Visits	87%	100%	4	4.00
Academic Supports	81%	100%	3	3.00
Provider ECEM Visits	74%	81%	7	5.67
Provider General Contacts	75%	95%	7	6.65
Placements with Siblings	36%	33%	Not Scored	Not Scored
Placements within Legal County	14%	25%	Not Scored	Not Scored
<b>Well-Being Sub-Total</b>			<b>25</b>	<b>23.32</b>
*Performance calculation descriptions can be found in the FY 2019 RBWO PBP Measurements and Standards Guide.				

<b>Monitoring &amp; Outcomes: Possible Points = 100</b>		<b>Points Earned = 92.57</b>	
<b>Score Before Incentives Credit</b>			<b>92.57%</b>
<b>Incentives Awarded</b>			<b>10.00 pts</b>
<b>PBP Verification</b>			<b>N/A pts</b>
<b>Total Score</b>			<b>102.57%</b>





DHS, DFCS, Office of Provider Management  
**Performance-Based Placement Measures**  
**RBWO Provider GA+SCORECARD - CCI**  
Report Quarter: Q3 FY2019



**Provider/Program Name: Carl Malone Foundation, Inc. - Mercy's Door III (1041) - CCI**

Program Census Information:		# Children in Care During Quarter: 12	# Placements During Quarter: 12	# Children in Care On Last Day: 8
CCI Incentive Credits	Avg Performance All CCIs (Points)	Provider Performance (%)*	Possible Points (Weight)	Provider Points Earned
Early EPSDT Medical Visits		100%	2	2.00
Early EPSDT Dental Visits		100%	2	2.00
Permanency Contacts		None Planned	5	
Additional Academic Supports		100%	2	2.00
HS Grad/GED/Prof or Trade Certificate/College		N/A	10/5/5/1	
EYSS Agreement		Not Eligible	5	
Community Connections		100%	4	4.00
Active Agency Accreditation		0%	4	0.00
Staff Clinical Licensure		0%	5	0.00
Behavior Management (threshold = 0)		100%	4	4.00
<b>Incentives Total</b>	<b>8.21</b>			<b>14.00</b>
Maximum total combined incentive credit allowed is 10 points.			<b>Incentives Awarded</b>	<b>10.00</b>

\*Performance calculation descriptions can be found in the FY 2019 RBWO PBP Measurements and Standards Guide.

**Child Protective Services Investigations and Dispositions**

The following investigations data, which is not used for scoring but is considered significant to a provider's performance, is from Georgia SHINES and is not considered final or complete until the end of the fiscal year.

Total Reports:	0
Number Screened In:	0
Number Screened Out:	0
Number Substantiated:	0
Number Unsubstantiated:	0
Number Active CPS Investigations:	0



DHS, DFCS, Office of Provider Management  
**Performance-Based Placement Measures**  
**RBWO Provider GA+SCORECARD - CCI**  
Report Quarter: Q3 FY2019



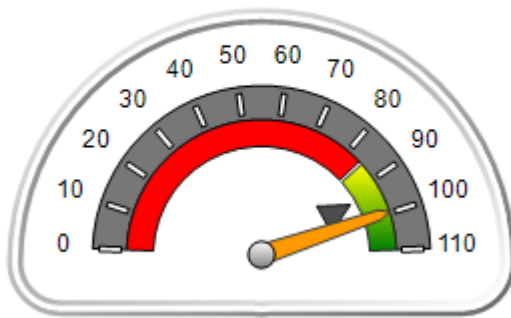
**Provider/Program Name: Carrie Steele-Pitts Home, Inc. - (577) - CCI**

667 Fairburn Rd., NW, Atlanta, GA 30331	Quarterly Scores (Grades)		Current Quarter Score (Grade)
Phone: 404-691-5187	Q1: 88.52 (B+)	Q2: 95.56 (A)	<b>99.67%</b> <b>(A+)</b>
Vendor ID# 35258	Q3: 99.67 (A+)	Q4: N/A	
Program Census Information:	# Children in Care During Quarter: 15	# Placements During Quarter: 15	# Children in Care On Last Day: 11

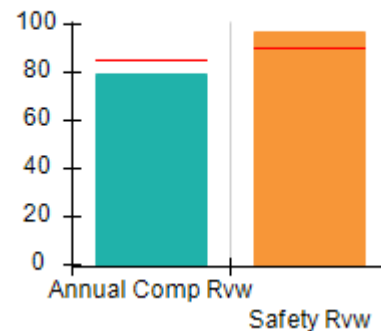
**Quarterly Provider Comparisons to All CCIs**

▼ — indicates average for all CCIs

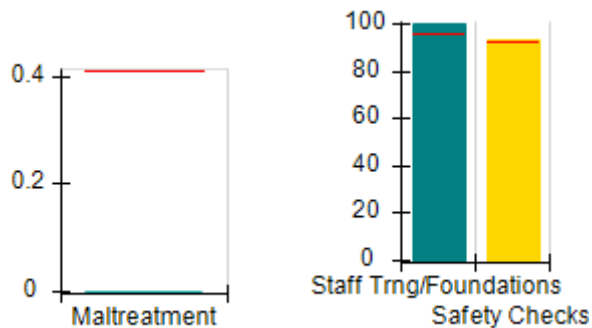
Overall Score (%)



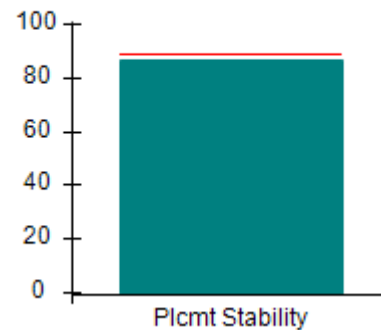
OPM Monitoring Reviews (%)



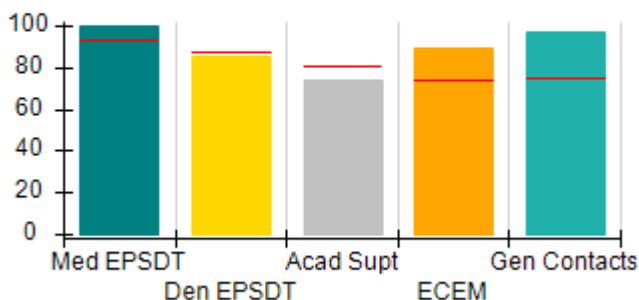
Safety Outcomes (%)



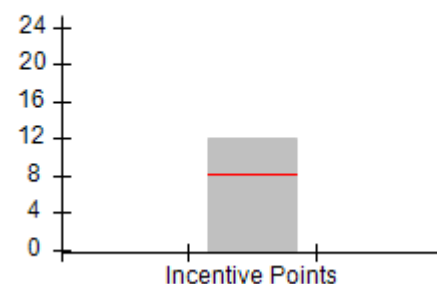
Permanency Outcomes (%)



Well-Being Outcomes (%)



Incentives Earned (Points)





DHS, DFCS, Office of Provider Management  
**Performance-Based Placement Measures**  
**RBWO Provider GA+SCORECARD - CCI**  
**Report Quarter: Q3 FY2019**



**Provider/Program Name: Carrie Steele-Pitts Home, Inc. - (577) - CCI**

667 Fairburn Rd., NW, Atlanta, GA 30331	Quarterly Scores (Grades)		Current Quarter Score (Grade)
Phone: 404-691-5187	Q1: 88.52 (B+)	Q2: 95.56 (A)	<b>99.67%</b> <b>(A+)</b>
Vendor ID# 35258	Q3: 99.67 (A+)	Q4: N/A	

Program Census Information:	# Children in Care During Quarter: 15	# Placements During Quarter: 15	# Children in Care On Last Day: 11
-----------------------------	---------------------------------------	---------------------------------	------------------------------------

	Avg Performance All CCIs (%)	Provider Performance (%)*	Possible Points (Weight)	Provider Points Earned
--	------------------------------	---------------------------	--------------------------	------------------------

**OPM Monitoring Reviews**

Annual Comprehensive Reviews	85%	79%	25	19.74
Safety Reviews	90%	97%	15	14.58
<b>Monitoring Sub-Total</b>			<b>40</b>	<b>34.33</b>

**CCI Safety Outcomes**

Incidence of Maltreatment	0.41%	No Substantiated Reports	10	10.00
Staff Training/Foundations	96%	100%	5	5.00
Staff Safety Checks	92%	93%	5	4.65
<b>Safety Sub-Total</b>			<b>20</b>	<b>19.65</b>

**CCI Permanency Outcomes**

Placement Stability	89%	87%	15	13.05
<b>Permanency Sub-Total</b>			<b>15</b>	<b>13.05</b>

**CCI Well-Being Outcomes**

EPSDT Medical Visits	93%	100%	4	4.00
EPSDT Dental Visits	87%	85%	4	3.40
Academic Supports	81%	74%	3	2.22
Provider ECEM Visits	74%	89%	7	6.23
Provider General Contacts	75%	97%	7	6.79
Placements with Siblings	36%	94%	Not Scored	Not Scored
Placements within Legal County	14%	100%	Not Scored	Not Scored
<b>Well-Being Sub-Total</b>			<b>25</b>	<b>22.64</b>

\*Performance calculation descriptions can be found in the FY 2019 RBWO PBP Measurements and Standards Guide.

<b>Monitoring &amp; Outcomes: Possible Points = 100</b>		<b>Points Earned = 89.67</b>	
<b>Score Before Incentives Credit</b>			<b>89.67%</b>
<b>Incentives Awarded</b>			<b>10.00 pts</b>
<b>PBP Verification</b>			<b>N/A pts</b>
<b>Total Score</b>			<b>99.67%</b>



**DHS, DFCS, Office of Provider Management**  
**Performance-Based Placement Measures**  
**RBWO Provider GA+SCORECARD - CCI**  
**Report Quarter: Q3 FY2019**



**Provider/Program Name: Carrie Steele-Pitts Home, Inc. - (577) - CCI**

Program Census Information:		# Children in Care During Quarter: 15	# Placements During Quarter: 15	# Children in Care On Last Day: 11
CCI Incentive Credits	Avg Performance All CCIs (Points)	Provider Performance (%)*	Possible Points (Weight)	Provider Points Earned
Early EPSDT Medical Visits		100%	2	2.00
Early EPSDT Dental Visits		83%	2	1.66
Permanency Contacts		75%	5	3.75
Additional Academic Supports		4%	2	0.08
HS Grad/GED/Prof or Trade Certificate/College		N/A	10/5/5/1	
EYSS Agreement		Not Eligible	5	
Community Connections		0%	4	0.00
Active Agency Accreditation		0%	4	0.00
Staff Clinical Licensure		10%	5	0.50
Behavior Management (threshold = 0)		100%	4	4.00
<b>Incentives Total</b>	<b>8.21</b>			<b>11.99</b>
Maximum total combined incentive credit allowed is 10 points.			<b>Incentives Awarded</b>	<b>10.00</b>

\*Performance calculation descriptions can be found in the FY 2019 RBWO PBP Measurements and Standards Guide.

**Child Protective Services Investigations and Dispositions**

The following investigations data, which is not used for scoring but is considered significant to a provider's performance, is from Georgia SHINES and is not considered final or complete until the end of the fiscal year.

Total Reports:	0
Number Screened In:	0
Number Screened Out:	0
Number Substantiated:	0
Number Unsubstantiated:	0
Number Active CPS Investigations:	0



**DHS, DFCS, Office of Provider Management**  
**Performance-Based Placement Measures**  
**RBWO Provider GA+SCORECARD - CCI**  
**Report Quarter: Q3 FY2019**



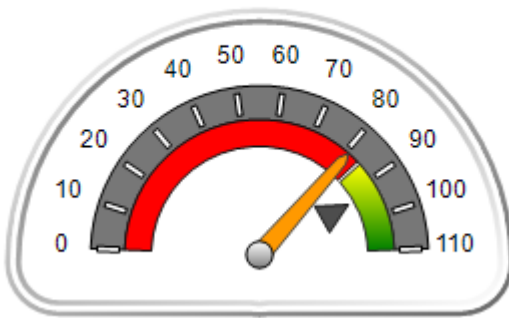
**Provider/Program Name: Cedar Tree Family & Children Services - (5276) - CCI**

5122 Kennedy Drive, Columbus, GA 31906	Quarterly Scores (Grades)		Current Quarter Score (Grade)
Phone: 706-442-5929	Q1: 98.99 (A+)	Q2: 94.92 (A)	<b>80.88%</b> <b>(B-)</b>
Vendor ID# 148608	Q3: 80.88 (B-)	Q4: N/A	
Program Census Information:	# Children in Care During Quarter: 6	# Placements During Quarter: 6	# Children in Care On Last Day: 5

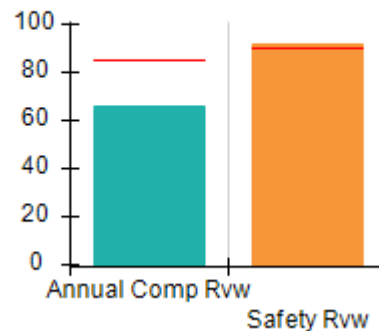
**Quarterly Provider Comparisons to All CCIs**

▼ — indicates average for all CCIs

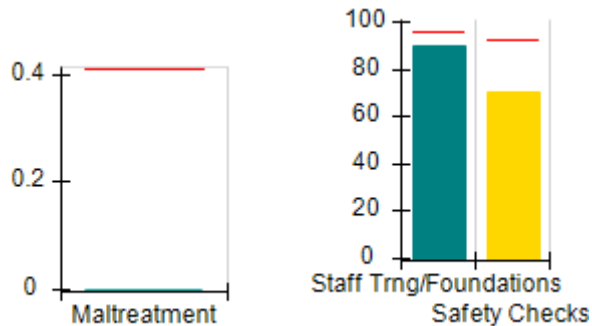
Overall Score (%)



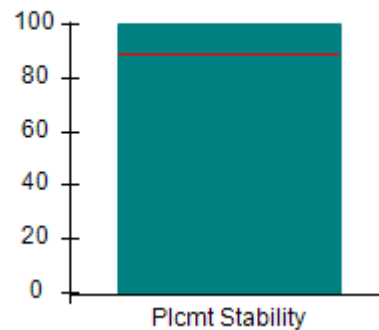
OPM Monitoring Reviews (%)



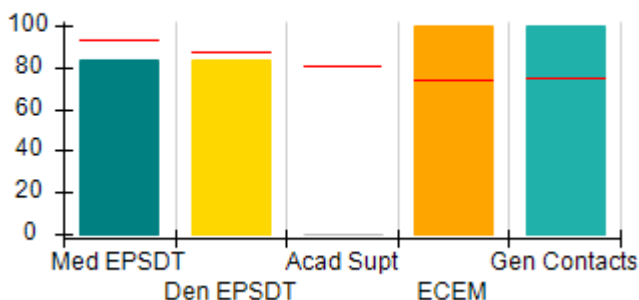
Safety Outcomes (%)



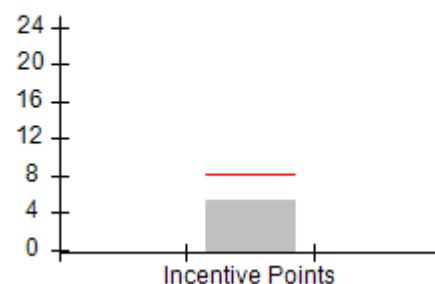
Permanency Outcomes (%)



Well-Being Outcomes (%)



Incentives Earned (Points)





DHS, DFCS, Office of Provider Management  
**Performance-Based Placement Measures**  
**RBWO Provider GA+SCORECARD - CCI**  
 Report Quarter: Q3 FY2019



<b>Provider/Program Name: Cedar Tree Family &amp; Children Services - (5276) - CCI</b>				
5122 Kennedy Drive, Columbus, GA 31906		Quarterly Scores (Grades)		Current Quarter Score (Grade)
Phone: 706-442-5929		Q1: 98.99 (A+)	Q2: 94.92 (A)	<b>80.88%</b> <b>(B-)</b>
Vendor ID# 148608		Q3: 80.88 (B-)	Q4: N/A	
Program Census Information:		# Children in Care During Quarter: 6	# Placements During Quarter: 6	# Children in Care On Last Day: 5
	Avg Performance All CCIs (%)	Provider Performance (%)*	Possible Points (Weight)	Provider Points Earned
<b>OPM Monitoring Reviews</b>				
Annual Comprehensive Reviews	85%	66%	25	16.54
Safety Reviews	90%	91%	15	13.71
<b>Monitoring Sub-Total</b>			<b>40</b>	<b>30.25</b>
<b>CCI Safety Outcomes</b>				
Incidence of Maltreatment	0.41%	No Substantiated Reports	10	10.00
Staff Training/Foundations	96%	90%	5	4.50
Staff Safety Checks	92%	70%	5	3.50
<b>Safety Sub-Total</b>			<b>20</b>	<b>18.00</b>
<b>CCI Permanency Outcomes</b>				
Placement Stability	89%	100%	15	15.00
<b>Permanency Sub-Total</b>			<b>15</b>	<b>15.00</b>
<b>CCI Well-Being Outcomes</b>				
EPSDT Medical Visits	93%	83%	4	3.32
EPSDT Dental Visits	87%	83%	4	3.32
Academic Supports	81%	0%	3	0.00
Provider ECEM Visits	74%	100%	7	7.00
Provider General Contacts	75%	100%	7	7.00
Placements with Siblings	36%	100%	Not Scored	Not Scored
Placements within Legal County	14%	0%	Not Scored	Not Scored
<b>Well-Being Sub-Total</b>			<b>25</b>	<b>20.64</b>
*Performance calculation descriptions can be found in the FY 2019 RBWO PBP Measurements and Standards Guide.				

<b>Monitoring &amp; Outcomes: Possible Points = 100</b>		<b>Points Earned = 83.89</b>	
<b>Score Before Incentives Credit</b>			<b>83.89%</b>
<b>Incentives Awarded</b>			<b>5.34 pts</b>
<b>PBP Verification</b>			<b>-8.35 pts</b>
<b>Total Score</b>			<b>80.88%</b>



**DHS, DFCS, Office of Provider Management**  
**Performance-Based Placement Measures**  
**RBWO Provider GA+SCORECARD - CCI**  
**Report Quarter: Q3 FY2019**



**Provider/Program Name: Cedar Tree Family & Children Services - (5276) - CCI**

Program Census Information:		# Children in Care During Quarter: 6	# Placements During Quarter: 6	# Children in Care On Last Day: 5
CCI Incentive Credits	Avg Performance All CCIs (Points)	Provider Performance (%)*	Possible Points (Weight)	Provider Points Earned
Early EPSDT Medical Visits		0%	2	0.00
Early EPSDT Dental Visits		67%	2	1.34
Permanency Contacts		None Planned	5	
Additional Academic Supports		0%	2	0.00
HS Grad/GED/Prof or Trade Certificate/College		N/A	10/5/5/1	
EYSS Agreement		0%	5	0.00
Community Connections		0%	4	0.00
Active Agency Accreditation		0%	4	0.00
Staff Clinical Licensure		0%	5	0.00
Behavior Management (threshold = 0)		100%	4	4.00
<b>Incentives Total</b>	<b>8.21</b>			<b>5.34</b>
Maximum total combined incentive credit allowed is 10 points.			<b>Incentives Awarded</b>	<b>5.34</b>

\*Performance calculation descriptions can be found in the FY 2019 RBWO PBP Measurements and Standards Guide.

**Child Protective Services Investigations and Dispositions**

The following investigations data, which is not used for scoring but is considered significant to a provider's performance, is from Georgia SHINES and is not considered final or complete until the end of the fiscal year.

Total Reports:	0
Number Screened In:	0
Number Screened Out:	0
Number Substantiated:	0
Number Unsubstantiated:	0
Number Active CPS Investigations:	0



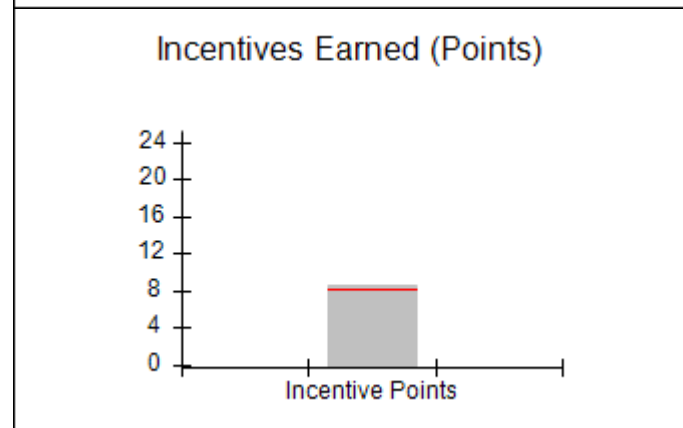
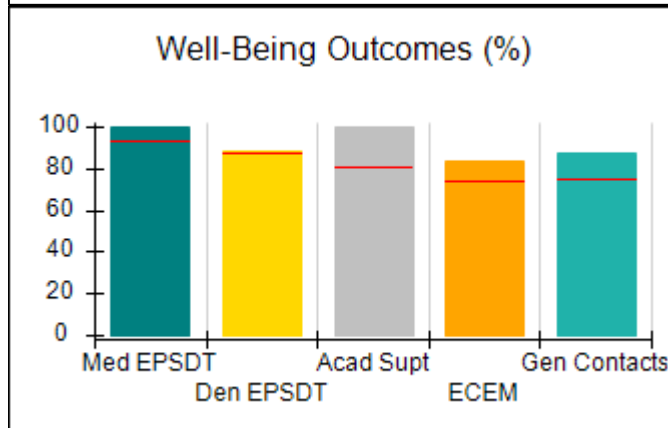
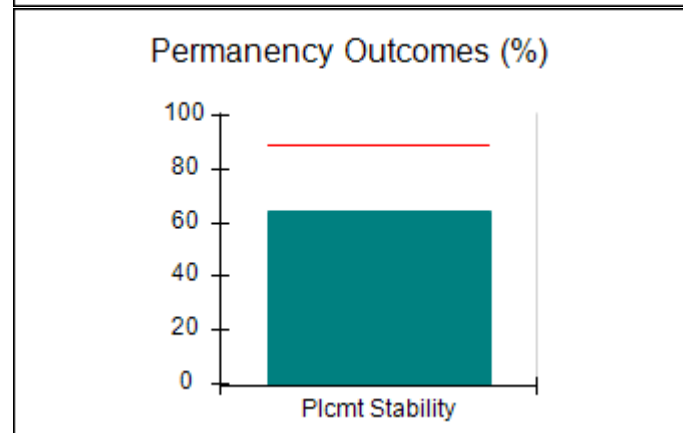
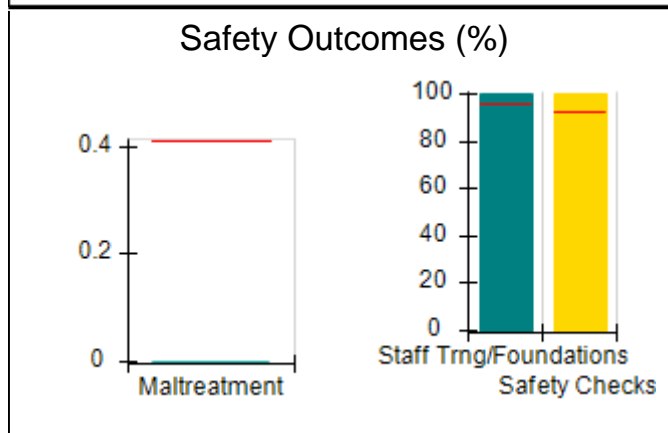
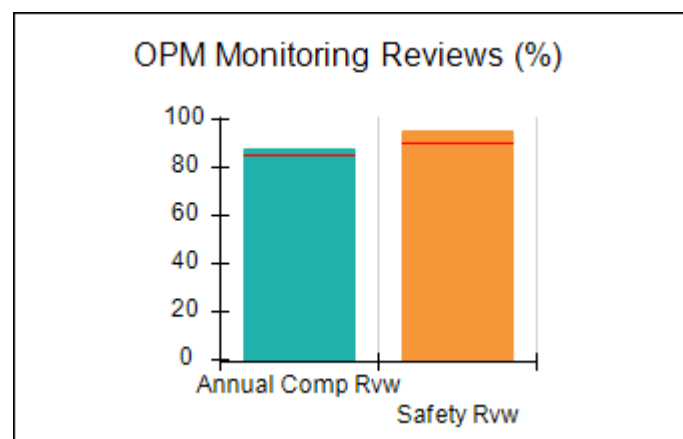
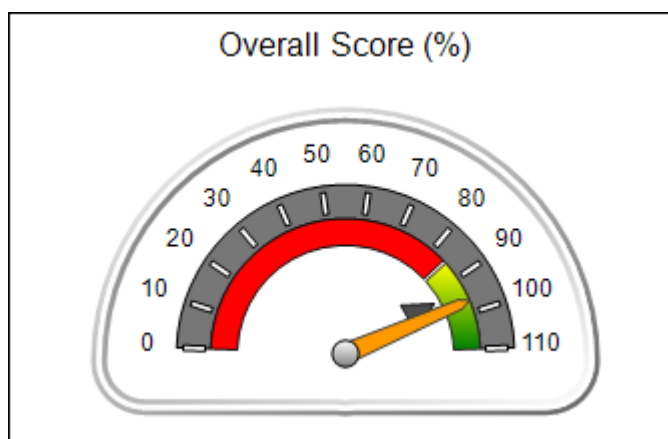
**DHS, DFCS, Office of Provider Management**  
**Performance-Based Placement Measures**  
**RBWO Provider GA+SCORECARD - CCI**



**Report Quarter: Q3 FY2019**

Provider/Program Name: Center for Children and Young Adults, The - Another Chance (578) - CCI			
2221 Austell Rd., Marietta, GA 30008	Quarterly Scores (Grades)		Current Quarter Score (Grade)
Phone: 770-485-1625	Q1: 94.87 (A)	Q2: 98.42 (A+)	<b>96.76% (A)</b>
Vendor ID# 35264	Q3: 96.76 (A)	Q4: N/A	
Program Census Information:	# Children in Care During Quarter: 14	# Placements During Quarter: 14	# Children in Care On Last Day: 8
<b>Quarterly Provider Comparisons to All CCIs</b>			

▼ — indicates average for all CCIs







DHS, DFCS, Office of Provider Management  
**Performance-Based Placement Measures**  
**RBWO Provider GA+SCORECARD - CCI**



Report Quarter: Q3 FY2019

**Provider/Program Name: Center for Children and Young Adults, The - Another Chance (578) - CCI**

2221 Austell Rd., Marietta, GA 30008	Quarterly Scores (Grades)		Current Quarter Score (Grade)
Phone: 770-485-1625	Q1: 94.87 (A)	Q2: 98.42 (A+)	<b>96.76% (A)</b>
Vendor ID# 35264	Q3: 96.76 (A)	Q4: N/A	

Program Census Information:	# Children in Care During Quarter: 14	# Placements During Quarter: 14	# Children in Care On Last Day: 8
-----------------------------	---------------------------------------	---------------------------------	-----------------------------------

	Avg Performance All CCIs (%)	Provider Performance (%)*	Possible Points (Weight)	Provider Points Earned
--	------------------------------	---------------------------	--------------------------	------------------------

**OPM Monitoring Reviews**

Annual Comprehensive Reviews	85%	87%	25	21.83
Safety Reviews	90%	95%	15	14.25
<b>Monitoring Sub-Total</b>			<b>40</b>	<b>36.08</b>

**CCI Safety Outcomes**

Incidence of Maltreatment	0.41%	No Substantiated Reports	10	10.00
Staff Training/Foundations	96%	100%	5	5.00
Staff Safety Checks	92%	100%	5	5.00
<b>Safety Sub-Total</b>			<b>20</b>	<b>20.00</b>

**CCI Permanency Outcomes**

Placement Stability	89%	64%	15	9.60
<b>Permanency Sub-Total</b>			<b>15</b>	<b>9.60</b>

**CCI Well-Being Outcomes**

EPSDT Medical Visits	93%	100%	4	4.00
EPSDT Dental Visits	87%	88%	4	3.52
Academic Supports	81%	100%	3	3.00
Provider ECEM Visits	74%	83%	7	5.81
Provider General Contacts	75%	87%	7	6.09
Placements with Siblings	36%	60%	Not Scored	Not Scored
Placements within Legal County	14%	40%	Not Scored	Not Scored
<b>Well-Being Sub-Total</b>			<b>25</b>	<b>22.42</b>

\*Performance calculation descriptions can be found in the FY 2019 RBWO PBP Measurements and Standards Guide.

<b>Monitoring &amp; Outcomes: Possible Points = 100</b>	<b>Points Earned = 88.10</b>
<b>Score Before Incentives Credit</b>	<b>88.10%</b>
<b>Incentives Awarded</b>	<b>8.66 pts</b>
<b>PBP Verification</b>	<b>N/A pts</b>
<b>Total Score</b>	<b>96.76%</b>



DHS, DFCS, Office of Provider Management  
**Performance-Based Placement Measures**  
**RBWO Provider GA+SCORECARD - CCI**



Report Quarter: Q3 FY2019

**Provider/Program Name: Center for Children and Young Adults, The - Another Chance (578) - CCI**

Program Census Information:		# Children in Care During Quarter: 14	# Placements During Quarter: 14	# Children in Care On Last Day: 8
CCI Incentive Credits	Avg Performance All CCIs (Points)	Provider Performance (%)*	Possible Points (Weight)	Provider Points Earned
Early EPSDT Medical Visits		100%	2	2.00
Early EPSDT Dental Visits		80%	2	1.60
Permanency Contacts		0%	5	0.00
Additional Academic Supports		53%	2	1.06
HS Grad/GED/Prof or Trade Certificate/College		N/A	10/5/5/1	
EYSS Agreement		Not Eligible	5	
Community Connections		0%	4	0.00
Active Agency Accreditation		0%	4	0.00
Staff Clinical Licensure		0%	5	0.00
Behavior Management (threshold = 0)		100%	4	4.00
<b>Incentives Total</b>	<b>8.21</b>			<b>8.66</b>
Maximum total combined incentive credit allowed is 10 points.			<b>Incentives Awarded</b>	<b>8.66</b>

\*Performance calculation descriptions can be found in the FY 2019 RBWO PBP Measurements and Standards Guide.

### Child Protective Services Investigations and Dispositions

The following investigations data, which is not used for scoring but is considered significant to a provider's performance, is from Georgia SHINES and is not considered final or complete until the end of the fiscal year.

Total Reports:	0
Number Screened In:	0
Number Screened Out:	0
Number Substantiated:	0
Number Unsubstantiated:	0
Number Active CPS Investigations:	0



**DHS, DFCS, Office of Provider Management**  
**Performance-Based Placement Measures**  
**RBWO Provider GA+SCORECARD - CCI**



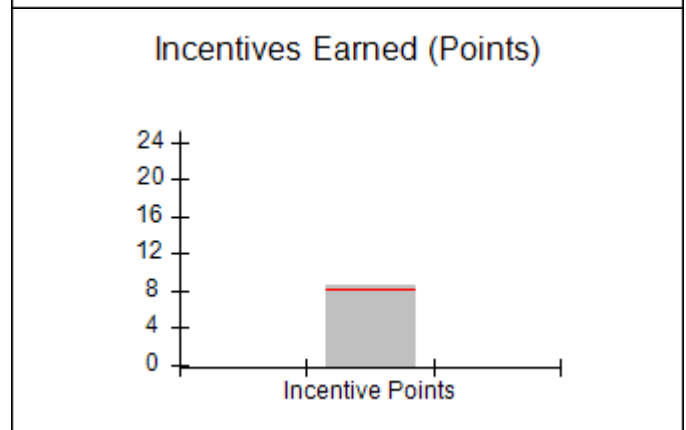
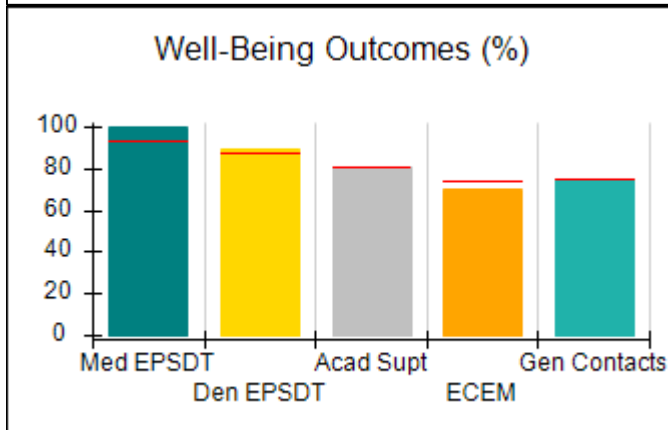
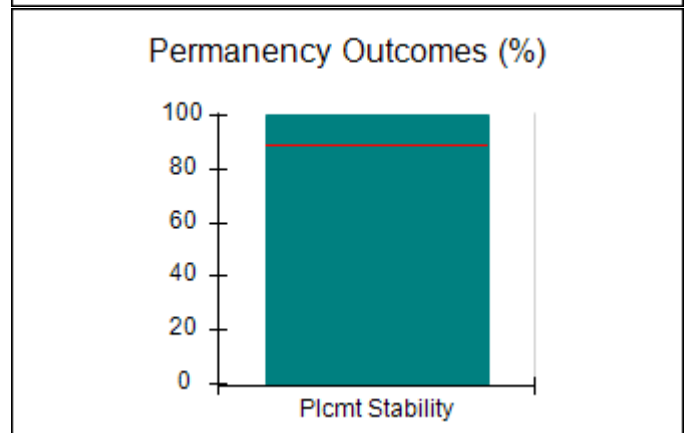
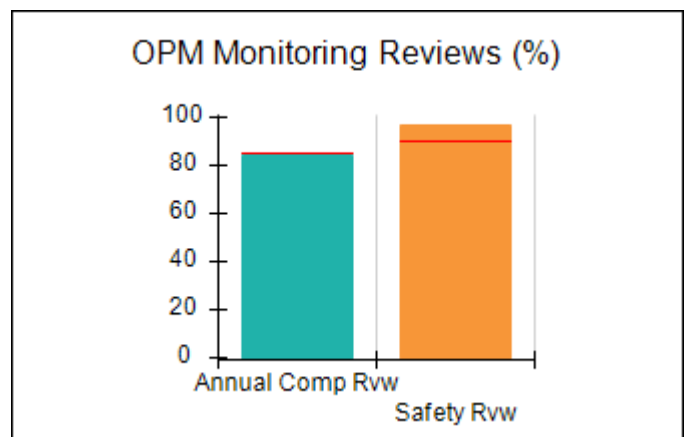
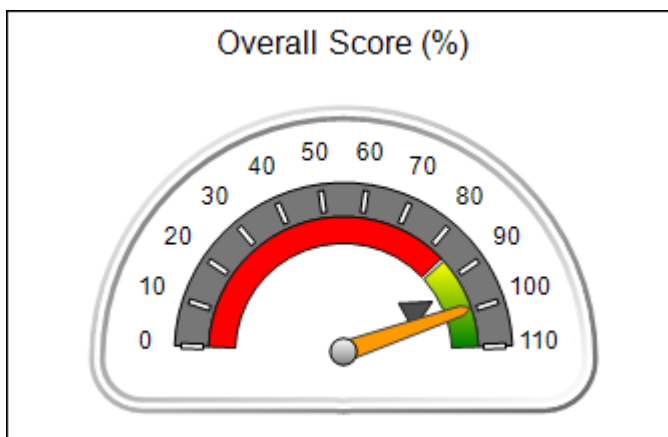
**Report Quarter: Q3 FY2019**

**Provider/Program Name: Center for Children and Young Adults, The - Open Gate (579) - CCI**

2221 Austell Rd., Marietta, GA 30008	Quarterly Scores (Grades)		Current Quarter Score (Grade)
Phone: 770-485-1630	Q1: 102.60 (A+)	Q2: 91.78 (A-)	<b>99.33%</b> <b>(A+)</b>
Vendor ID# 35262	Q3: 99.33 (A+)	Q4: N/A	
Program Census Information:	# Children in Care During Quarter: 14	# Placements During Quarter: 14	# Children in Care On Last Day: 8

**Quarterly Provider Comparisons to All CCIs**

▼ — indicates average for all CCIs





**Performance-Based Placement Measures**  
**RBWO Provider GA+SCORECARD - CCI**

Report Quarter: Q3 FY2019

**Provider/Program Name: Center for Children and Young Adults, The - Open Gate (579) - CCI**

2221 Austell Rd., Marietta, GA 30008	Quarterly Scores (Grades)		Current Quarter Score (Grade)
Phone: 770-485-1630	Q1: 102.60 (A+)	Q2: 91.78 (A-)	<b>99.33% (A+)</b>
Vendor ID# 35262	Q3: 99.33 (A+)	Q4: N/A	

Program Census Information:	# Children in Care During Quarter: 14	# Placements During Quarter: 14	# Children in Care On Last Day: 8
-----------------------------	---------------------------------------	---------------------------------	-----------------------------------

	Avg Performance All CCIs (%)	Provider Performance (%)*	Possible Points (Weight)	Provider Points Earned
--	------------------------------	---------------------------	--------------------------	------------------------

**OPM Monitoring Reviews**

Annual Comprehensive Reviews	85%	85%	25	21.14
Safety Reviews	90%	97%	15	14.55
<b>Monitoring Sub-Total</b>			<b>40</b>	<b>35.69</b>

**CCI Safety Outcomes**

Incidence of Maltreatment	0.41%	No Substantiated Reports	10	10.00
Staff Training/Foundations	96%	100%	5	5.00
Staff Safety Checks	92%	100%	5	5.00
<b>Safety Sub-Total</b>			<b>20</b>	<b>20.00</b>

**CCI Permanency Outcomes**

Placement Stability	89%	100%	15	15.00
<b>Permanency Sub-Total</b>			<b>15</b>	<b>15.00</b>

**CCI Well-Being Outcomes**

EPSDT Medical Visits	93%	100%	4	4.00
EPSDT Dental Visits	87%	89%	4	3.56
Academic Supports	81%	81%	3	2.43
Provider ECEM Visits	74%	70%	7	4.90
Provider General Contacts	75%	75%	7	5.25
Placements with Siblings	36%	100%	Not Scored	Not Scored
Placements within Legal County	14%	40%	Not Scored	Not Scored
<b>Well-Being Sub-Total</b>			<b>25</b>	<b>20.14</b>

\*Performance calculation descriptions can be found in the FY 2019 RBWO PBP Measurements and Standards Guide.

<b>Monitoring &amp; Outcomes: Possible Points = 100</b>	<b>Points Earned = 90.83</b>
<b>Score Before Incentives Credit</b>	<b>90.83%</b>
<b>Incentives Awarded</b>	<b>8.50 pts</b>
<b>PBP Verification</b>	<b>N/A pts</b>
<b>Total Score</b>	<b>99.33%</b>



**DHS, DFCS, Office of Provider Management**  
**Performance-Based Placement Measures**  
**RBWO Provider GA+SCORECARD - CCI**



**Report Quarter: Q3 FY2019**

**Provider/Program Name: Center for Children and Young Adults, The - Open Gate (579) - CCI**

Program Census Information:		# Children in Care During Quarter: 14	# Placements During Quarter: 14	# Children in Care On Last Day: 8
CCI Incentive Credits	Avg Performance All CCIs (Points)	Provider Performance (%)*	Possible Points (Weight)	Provider Points Earned
Early EPSDT Medical Visits		100%	2	2.00
Early EPSDT Dental Visits		50%	2	1.00
Permanency Contacts		0%	5	0.00
Additional Academic Supports		75%	2	1.50
HS Grad/GED/Prof or Trade Certificate/College		N/A	10/5/5/1	
EYSS Agreement		Not Eligible	5	
Community Connections		0%	4	0.00
Active Agency Accreditation		0%	4	0.00
Staff Clinical Licensure		0%	5	0.00
Behavior Management (threshold = 0)		100%	4	4.00
<b>Incentives Total</b>	<b>8.21</b>			<b>8.50</b>
Maximum total combined incentive credit allowed is 10 points.			<b>Incentives Awarded</b>	<b>8.50</b>

\*Performance calculation descriptions can be found in the FY 2019 RBWO PBP Measurements and Standards Guide.

**Child Protective Services Investigations and Dispositions**

The following investigations data, which is not used for scoring but is considered significant to a provider's performance, is from Georgia SHINES and is not considered final or complete until the end of the fiscal year.

Total Reports:	1
Number Screened In:	1
Number Screened Out:	0
Number Substantiated:	0
Number Unsubstantiated:	0
Number Active CPS Investigations:	1

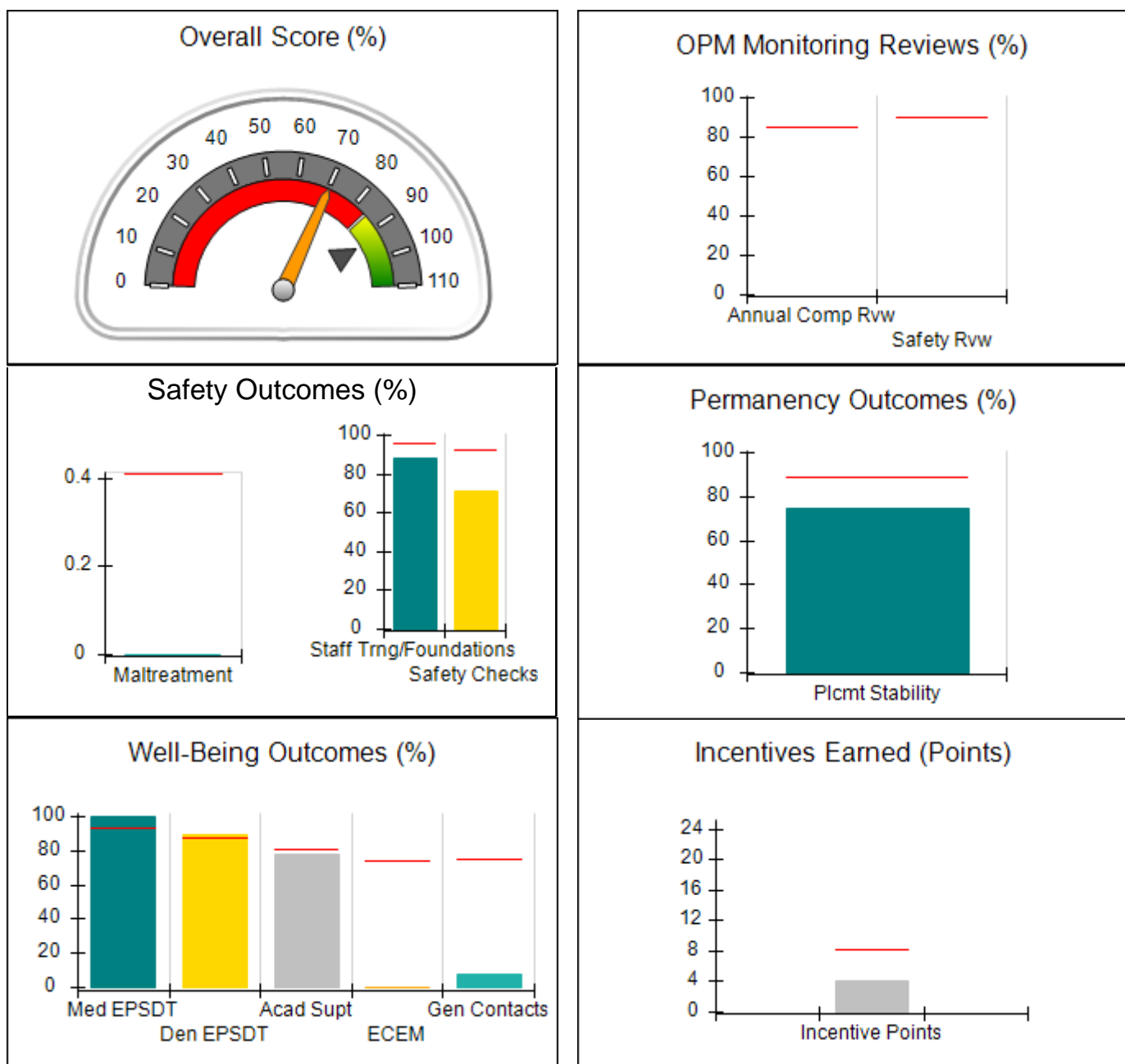


DHS, DFCS, Office of Provider Management  
**Performance-Based Placement Measures**  
**RBWO Provider GA+SCORECARD - CCI**  
Report Quarter: Q3 FY2019



Provider/Program Name: Chamberlain Academy and Group Home, Inc. - (5372) - CCI			
1500 Gillionville Rd, Albany, GA 31707	Quarterly Scores (Grades)		Current Quarter Score (Grade)
Phone: 229-347-3152	Q1: (N/A)	Q2: 56.63 (F)	70.20% (C-)
Vendor ID# 161824	Q3: 70.20 (C-)	Q4: N/A	
Program Census Information:	# Children in Care During Quarter: 16	# Placements During Quarter: 16	# Children in Care On Last Day: 7
Quarterly Provider Comparisons to All CCIs			

▼ — indicates average for all CCIs





DHS, DFCS, Office of Provider Management  
**Performance-Based Placement Measures**  
**RBWO Provider GA+SCORECARD - CCI**  
 Report Quarter: Q3 FY2019



<b>Provider/Program Name: Chamberlain Academy and Group Home, Inc. - (5372) - CCI</b>				
<b>1500 Gillionville Rd, Albany, GA 31707</b>		<b>Quarterly Scores (Grades)</b>		<b>Current Quarter Score (Grade)</b>
<b>Phone: 229-347-3152</b>		<b>Q1: (N/A)</b>	<b>Q2: 56.63 (F)</b>	<b>70.20% (C-)</b>
<b>Vendor ID# 161824</b>		<b>Q3: 70.20 (C-)</b>	<b>Q4: N/A</b>	
Program Census Information:		# Children in Care During Quarter: 16	# Placements During Quarter: 16	# Children in Care On Last Day: 7
	<b>Avg Performance All CCIs (%)</b>	<b>Provider Performance (%)*</b>	<b>Possible Points (Weight)</b>	<b>Provider Points Earned</b>
<b>OPM Monitoring Reviews</b>				
Annual Comprehensive Reviews	85%	Not Yet Conducted		
Safety Reviews	90%	Not Yet Conducted		
<b>Monitoring Sub-Total</b>				<b>0.00</b>
<b>CCI Safety Outcomes</b>				
Incidence of Maltreatment	0.41%	No Substantiated Reports	10	10.00
Staff Training/Foundations	96%	88%	5	4.40
Staff Safety Checks	92%	71%	5	3.55
<b>Safety Sub-Total</b>			<b>20</b>	<b>17.95</b>
<b>CCI Permanency Outcomes</b>				
Placement Stability	89%	75%	15	11.25
<b>Permanency Sub-Total</b>			<b>15</b>	<b>11.25</b>
<b>CCI Well-Being Outcomes</b>				
EPSDT Medical Visits	93%	100%	4	4.00
EPSDT Dental Visits	87%	89%	4	3.56
Academic Supports	81%	78%	3	2.34
Provider ECEM Visits	74%	0%	7	0.00
Provider General Contacts	75%	8%	7	0.56
Placements with Siblings	36%	0%	Not Scored	Not Scored
Placements within Legal County	14%	0%	Not Scored	Not Scored
<b>Well-Being Sub-Total</b>			<b>25</b>	<b>10.46</b>
*Performance calculation descriptions can be found in the FY 2019 RBWO PBP Measurements and Standards Guide.				

<b>Monitoring &amp; Outcomes: Possible Points = 60</b>		<b>Points Earned = 39.66</b>	
<b>Score Before Incentives Credit</b>			<b>66.10%</b>
<b>Incentives Awarded</b>			<b>4.10 pts</b>
<b>PBP Verification</b>			<b>N/A pts</b>
<b>Total Score</b>			<b>70.20%</b>



**DHS, DFCS, Office of Provider Management**  
**Performance-Based Placement Measures**  
**RBWO Provider GA+SCORECARD - CCI**  
**Report Quarter: Q3 FY2019**



**Provider/Program Name: Chamberlain Academy and Group Home, Inc. - (5372) - CCI**

Program Census Information:		# Children in Care During Quarter: 16	# Placements During Quarter: 16	# Children in Care On Last Day: 7
CCI Incentive Credits	Avg Performance All CCIs (Points)	Provider Performance (%)*	Possible Points (Weight)	Provider Points Earned
Early EPSDT Medical Visits		100%	2	2.00
Early EPSDT Dental Visits		90%	2	1.80
Permanency Contacts		0%	5	0.00
Additional Academic Supports		15%	2	0.30
HS Grad/GED/Prof or Trade Certificate/College		N/A	10/5/5/1	
EYSS Agreement		Not Eligible	5	
Community Connections		Not Eligible	4	
Active Agency Accreditation		0%	4	0.00
Staff Clinical Licensure		0%	5	0.00
Behavior Management (threshold = 0)		0%	4	0.00
<b>Incentives Total</b>	<b>8.21</b>			<b>4.10</b>
Maximum total combined incentive credit allowed is 10 points.			<b>Incentives Awarded</b>	<b>4.10</b>

\*Performance calculation descriptions can be found in the FY 2019 RBWO PBP Measurements and Standards Guide.

**Child Protective Services Investigations and Dispositions**

The following investigations data, which is not used for scoring but is considered significant to a provider's performance, is from Georgia SHINES and is not considered final or complete until the end of the fiscal year.

Total Reports:	1
Number Screened In:	1
Number Screened Out:	0
Number Substantiated:	0
Number Unsubstantiated:	0
Number Active CPS Investigations:	1





**DHS, DFCS, Office of Provider Management**  
**Performance-Based Placement Measures**  
**RBWO Provider GA+SCORECARD - CCI**  
**Report Quarter: Q3 FY2019**



**Provider/Program Name: Changing Lives S&P Inc. - Fortson (5338) - CCI**

7763 Fortson Rd., Columbus, GA 31909	Quarterly Scores (Grades)		Current Quarter Score (Grade)
Phone: 706-940-0796	Q1: 102.14 (A+)	Q2: 104.19 (A+)	<b>101.35% (A+)</b>
Vendor ID# 158013	Q3: 101.35 (A+)	Q4: N/A	
Program Census Information:	# Children in Care During Quarter: 11	# Placements During Quarter: 11	# Children in Care On Last Day: 6

**Quarterly Provider Comparisons to All CCIs**

7763 Fortson Rd., Columbus, GA 31909	Quarterly Scores (Grades)		Current Quarter Score (Grade)
Phone: 706-940-0796	Q1: 102.14 (A+)	Q2: 104.19 (A+)	<b>101.35% (A+)</b>
Vendor ID# 158013	Q3: 101.35 (A+)	Q4: N/A	
Program Census Information:	# Children in Care During Quarter: 11	# Placements During Quarter: 11	# Children in Care On Last Day: 6

**Quarterly Provider Comparisons to All CCIs**

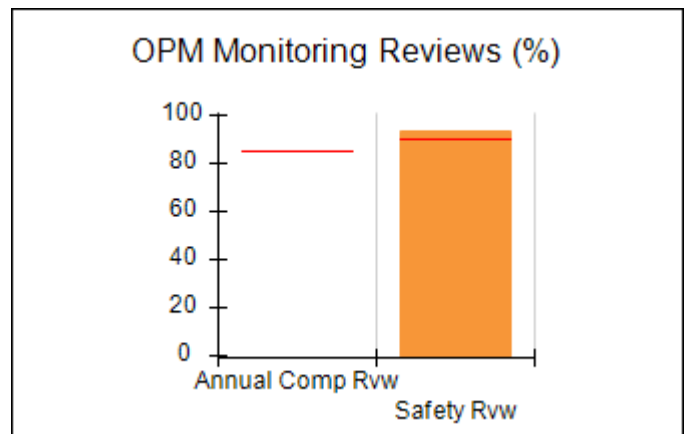
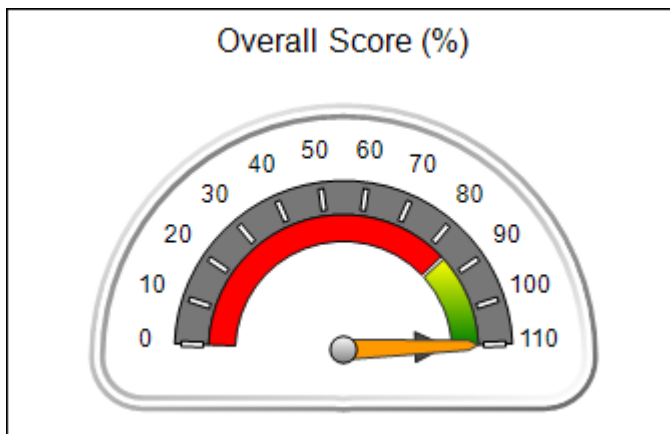
7763 Fortson Rd., Columbus, GA 31909	Quarterly Scores (Grades)		Current Quarter Score (Grade)
Phone: 706-940-0796	Q1: 102.14 (A+)	Q2: 104.19 (A+)	<b>101.35% (A+)</b>
Vendor ID# 158013	Q3: 101.35 (A+)	Q4: N/A	
Program Census Information:	# Children in Care During Quarter: 11	# Placements During Quarter: 11	# Children in Care On Last Day: 6

**Quarterly Provider Comparisons to All CCIs**

7763 Fortson Rd., Columbus, GA 31909	Quarterly Scores (Grades)		Current Quarter Score (Grade)
Phone: 706-940-0796	Q1: 102.14 (A+)	Q2: 104.19 (A+)	<b>101.35% (A+)</b>
Vendor ID# 158013	Q3: 101.35 (A+)	Q4: N/A	
Program Census Information:	# Children in Care During Quarter: 11	# Placements During Quarter: 11	# Children in Care On Last Day: 6

**Quarterly Provider Comparisons to All CCIs**

▼ — indicates average for all CCIs



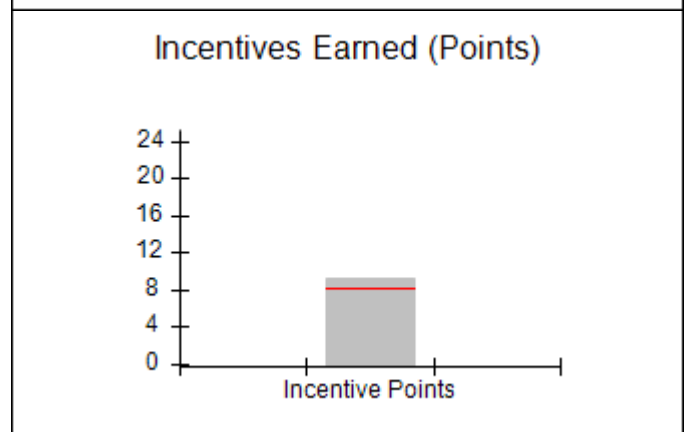
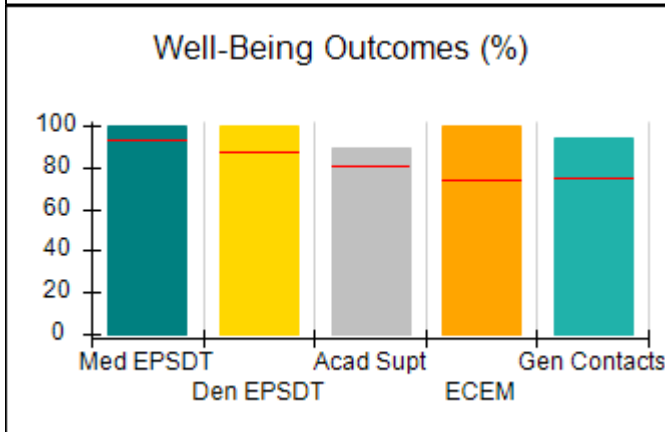
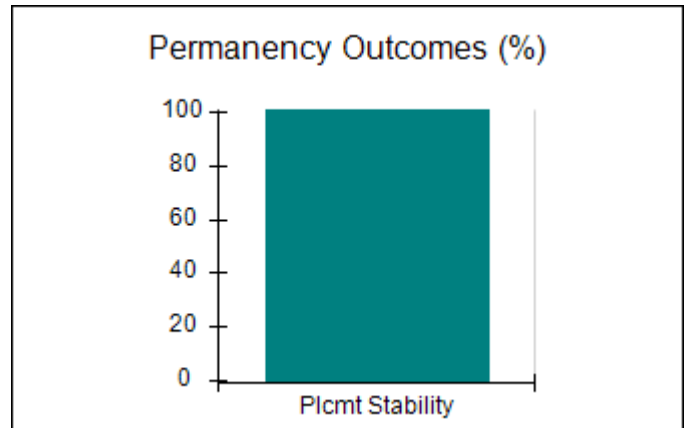
**Safety Outcomes (%)**



DHS, DFCS, Office of Provider Management  
**Performance-Based Placement Measures**  
**RBWO Provider GA+SCORECARD - CCI**



Report Quarter: Q3 FY2019





DHS, DFCS, Office of Provider Management  
**Performance-Based Placement Measures**  
**RBWO Provider GA+SCORECARD - CCI**  
 Report Quarter: Q3 FY2019



<b>Provider/Program Name: Changing Lives S&amp;P Inc. - Fortson (5338) - CCI</b>				
7763 Fortson Rd., Columbus, GA 31909		Quarterly Scores (Grades)		Current Quarter Score (Grade)
Phone: 706-940-0796		Q1: 102.14 (A+)	Q2: 104.19 (A+)	<b>101.35%</b> <b>(A+)</b>
Vendor ID# 158013		Q3: 101.35 (A+)	Q4: N/A	
Program Census Information:		# Children in Care During Quarter: 11	# Placements During Quarter: 11	# Children in Care On Last Day: 6
	Avg Performance All CCIs (%)	Provider Performance (%)*	Possible Points (Weight)	Provider Points Earned
<b>OPM Monitoring Reviews</b>				
Annual Comprehensive Reviews	85%	Not Yet Conducted		
Safety Reviews	90%	94%	15	14.06
<b>Monitoring Sub-Total</b>			<b>15</b>	<b>14.06</b>
<b>CCI Safety Outcomes</b>				
Incidence of Maltreatment	0.41%	No Substantiated Reports	10	10.00
Staff Training/Foundations	96%	97%	5	4.85
Staff Safety Checks	92%	100%	5	5.00
<b>Safety Sub-Total</b>			<b>20</b>	<b>19.85</b>
<b>CCI Permanency Outcomes</b>				
Placement Stability	89%	73%	15	10.95
<b>Permanency Sub-Total</b>			<b>15</b>	<b>10.95</b>
<b>CCI Well-Being Outcomes</b>				
EPSDT Medical Visits	93%	100%	4	4.00
EPSDT Dental Visits	87%	100%	4	4.00
Academic Supports	81%	89%	3	2.67
Provider ECEM Visits	74%	100%	7	7.00
Provider General Contacts	75%	94%	7	6.58
Placements with Siblings	36%	Not Eligible	Not Scored	Not Scored
Placements within Legal County	14%	0%	Not Scored	Not Scored
<b>Well-Being Sub-Total</b>			<b>25</b>	<b>24.25</b>
*Performance calculation descriptions can be found in the FY 2019 RBWO PBP Measurements and Standards Guide.				

<b>Monitoring &amp; Outcomes: Possible Points = 75</b>		<b>Points Earned = 69.11</b>	
<b>Score Before Incentives Credit</b>			<b>92.15%</b>
<b>Incentives Awarded</b>			<b>9.20 pts</b>
<b>PBP Verification</b>			<b>0.00 pts</b>
<b>Total Score</b>			<b>101.35%</b>



**DHS, DFCS, Office of Provider Management**  
**Performance-Based Placement Measures**  
**RBWO Provider GA+SCORECARD - CCI**  
**Report Quarter: Q3 FY2019**



**Provider/Program Name: Changing Lives S&P Inc. - Fortson (5338) - CCI**

Program Census Information:		# Children in Care During Quarter: 11	# Placements During Quarter: 11	# Children in Care On Last Day: 6
CCI Incentive Credits	Avg Performance All CCIs (Points)	Provider Performance (%)*	Possible Points (Weight)	Provider Points Earned
Early EPSDT Medical Visits		100%	2	2.00
Early EPSDT Dental Visits		100%	2	2.00
Permanency Contacts		0%	5	0.00
Additional Academic Supports		60%	2	1.20
HS Grad/GED/Prof or Trade Certificate/College		N/A	10/5/5/1	
EYSS Agreement		Not Eligible	5	
Community Connections		0%	4	0.00
Active Agency Accreditation		0%	4	0.00
Staff Clinical Licensure		0%	5	0.00
Behavior Management (threshold = 0)		100%	4	4.00
<b>Incentives Total</b>	<b>8.21</b>			<b>9.20</b>
Maximum total combined incentive credit allowed is 10 points.			<b>Incentives Awarded</b>	<b>9.20</b>

\*Performance calculation descriptions can be found in the FY 2019 RBWO PBP Measurements and Standards Guide.

**Child Protective Services Investigations and Dispositions**

The following investigations data, which is not used for scoring but is considered significant to a provider's performance, is from Georgia SHINES and is not considered final or complete until the end of the fiscal year.

Total Reports:	0
Number Screened In:	0
Number Screened Out:	0
Number Substantiated:	0
Number Unsubstantiated:	0
Number Active CPS Investigations:	0

7763 Fortson Rd., Columbus, GA 31909		Quarterly Scores (Grades)		Current Quarter Score (Grade)
Phone: 706-940-0796		Q1: 102.14 (A+)	Q2: 104.19 (A+)	<b>101.35% (A+)</b>
Vendor ID# 158013		Q3: 101.35 (A+)	Q4: N/A	
Program Census Information:		# Children in Care During Quarter: 11	# Placements During Quarter: 11	# Children in Care On Last Day: 6
	Avg Performance All CCIs (%)	Provider Performance (%)*	Possible Points (Weight)	Provider Points Earned
<b>OPM Monitoring Reviews</b>				
Annual Comprehensive Reviews	85%	Not Yet Conducted		



**DHS, DFCS, Office of Provider Management**  
**Performance-Based Placement Measures**  
**RBWO Provider GA+SCORECARD - CCI**



**Report Quarter: Q3 FY2019**

Safety Reviews	90%	94%	15	14.06
<b>Monitoring Sub-Total</b>			<b>15</b>	<b>14.06</b>
<b>CCI Safety Outcomes</b>				
Incidence of Maltreatment	0.41%	No Substantiated Reports	10	10.00
Staff Training/Foundations	96%	97%	5	4.85
Staff Safety Checks	92%	100%	5	5.00
<b>Safety Sub-Total</b>			<b>20</b>	<b>19.85</b>
<b>CCI Permanency Outcomes</b>				
Placement Stability	89%	73%	15	10.95
<b>Permanency Sub-Total</b>			<b>15</b>	<b>10.95</b>
<b>CCI Well-Being Outcomes</b>				
EPSDT Medical Visits	93%	100%	4	4.00
EPSDT Dental Visits	87%	100%	4	4.00
Academic Supports	81%	89%	3	2.67
Provider ECEM Visits	74%	100%	7	7.00
Provider General Contacts	75%	94%	7	6.58
Placements with Siblings	36%	Not Eligible	Not Scored	Not Scored
Placements within Legal County	14%	0%	Not Scored	Not Scored
<b>Well-Being Sub-Total</b>			<b>25</b>	<b>24.25</b>
*Performance calculation descriptions can be found in the FY 2019 RBWO PBP Measurements and Standards Guide.				

<b>Monitoring &amp; Outcomes: Possible Points = 75</b>	<b>Points Earned = 69.11</b>
<b>Score Before Incentives Credit</b>	<b>92.15%</b>
<b>Incentives Awarded</b>	<b>9.20 pts</b>
<b>PBP Verification</b>	<b>N/A pts</b>
<b>Total Score</b>	<b>101.35%</b>

<b>Provider/Program Name: Changing Lives S&amp;P Inc. - Fortson (5338) - CCI</b>				
Program Census Information:		# Children in Care During Quarter: 11	# Placements During Quarter: 11	# Children in Care On Last Day: 6
<b>CCI Incentive Credits</b>	<b>Avg Performance All CCIs (Points)</b>	<b>Provider Performance (%)*</b>	<b>Possible Points (Weight)</b>	<b>Provider Points Earned</b>
Early EPSDT Medical Visits		100%	2	2.00
Early EPSDT Dental Visits		100%	2	2.00
Permanency Contacts		0%	5	0.00
Additional Academic Supports		60%	2	1.20
HS Grad/GED/Prof or Trade Certificate/College		N/A	10/5/5/1	



**DHS, DFCS, Office of Provider Management**  
**Performance-Based Placement Measures**  
**RBWO Provider GA+SCORECARD - CCI**



**Report Quarter: Q3 FY2019**

EYSS Agreement		Not Eligible	5	
Community Connections		0%	4	0.00
Active Agency Accreditation		0%	4	0.00
Staff Clinical Licensure		0%	5	0.00
Behavior Management (threshold = 0)		100%	4	4.00
<b>Incentives Total</b>	<b>8.21</b>			<b>9.20</b>
Maximum total combined incentive credit allowed is 10 points.			<b>Incentives Awarded</b>	<b>9.20</b>
*Performance calculation descriptions can be found in the FY 2019 RBWO PBP Measurements and Standards Guide.				

Child Protective Services Investigations and Dispositions				
The following investigations data, which is not used for scoring but is considered significant to a provider's performance, is from Georgia SHINES and is not considered final or complete until the end of the fiscal year.				
Total Reports:		0		
Number Screened In:		0		
Number Screened Out:		0		
Number Substantiated:		0		
Number Unsubstantiated:		0		
Number Active CPS Investigations:		0		
7763 Fortson Rd., Columbus, GA 31909		Quarterly Scores (Grades)		Current Quarter Score (Grade)
Phone: 706-940-0796		Q1: 102.14 (A+)	Q2: 104.19 (A+)	<b>101.35% (A+)</b>
Vendor ID# 158013		Q3: 101.35 (A+)	Q4: N/A	
Program Census Information:		# Children in Care During Quarter: 11	# Placements During Quarter: 11	# Children in Care On Last Day: 6
	Avg Performance All CCIs (%)	Provider Performance (%)*	Possible Points (Weight)	Provider Points Earned
<b>OPM Monitoring Reviews</b>				
Annual Comprehensive Reviews	85%	Not Yet Conducted		
Safety Reviews	90%	94%	15	14.06
<b>Monitoring Sub-Total</b>			<b>15</b>	<b>14.06</b>
<b>CCI Safety Outcomes</b>				
Incidence of Maltreatment	0.41%	No Substantiated Reports	10	10.00
Staff Training/Foundations	96%	97%	5	4.85
Staff Safety Checks	92%	100%	5	5.00
<b>Safety Sub-Total</b>			<b>20</b>	<b>19.85</b>
<b>CCI Permanency Outcomes</b>				
Placement Stability	89%	73%	15	10.95



**DHS, DFCS, Office of Provider Management**  
**Performance-Based Placement Measures**  
**RBWO Provider GA+SCORECARD - CCI**  
**Report Quarter: Q3 FY2019**



<b>Permanency Sub-Total</b>			<b>15</b>	<b>10.95</b>
<b>CCI Well-Being Outcomes</b>				
EPSDT Medical Visits	93%	100%	4	4.00
EPSDT Dental Visits	87%	100%	4	4.00
Academic Supports	81%	89%	3	2.67
Provider ECEM Visits	74%	100%	7	7.00
Provider General Contacts	75%	94%	7	6.58
Placements with Siblings	36%	Not Eligible	Not Scored	Not Scored
Placements within Legal County	14%	0%	Not Scored	Not Scored
<b>Well-Being Sub-Total</b>			<b>25</b>	<b>24.25</b>

\*Performance calculation descriptions can be found in the FY 2019 RBWO PBP Measurements and Standards Guide.

<b>Monitoring &amp; Outcomes: Possible Points = 75</b>	<b>Points Earned = 69.11</b>
<b>Score Before Incentives Credit</b>	<b>92.15%</b>
<b>Incentives Awarded</b>	<b>9.20 pts</b>
<b>PBP Verification</b>	<b>0.00 pts</b>
<b>Total Score</b>	<b>101.35%</b>

<b>Provider/Program Name: Changing Lives S&amp;P Inc. - Fortson (5338) - CCI</b>				
Program Census Information:		# Children in Care During Quarter: 11	# Placements During Quarter: 11	# Children in Care On Last Day: 6
<b>CCI Incentive Credits</b>	<b>Avg Performance All CCIs (Points)</b>	<b>Provider Performance (%)*</b>	<b>Possible Points (Weight)</b>	<b>Provider Points Earned</b>
Early EPSDT Medical Visits		100%	2	2.00
Early EPSDT Dental Visits		100%	2	2.00
Permanency Contacts		0%	5	0.00
Additional Academic Supports		60%	2	1.20
HS Grad/GED/Prof or Trade Certificate/College		N/A	10/5/5/1	
EYSS Agreement		Not Eligible	5	
Community Connections		0%	4	0.00
Active Agency Accreditation		0%	4	0.00
Staff Clinical Licensure		0%	5	0.00
Behavior Management (threshold = 0)		100%	4	4.00
<b>Incentives Total</b>	<b>8.21</b>			<b>9.20</b>
Maximum total combined incentive credit allowed is 10 points.			<b>Incentives Awarded</b>	<b>9.20</b>

\*Performance calculation descriptions can be found in the FY 2019 RBWO PBP Measurements and Standards Guide.



**DHS, DFCS, Office of Provider Management**  
**Performance-Based Placement Measures**  
**RBWO Provider GA+SCORECARD - CCI**  
**Report Quarter: Q3 FY2019**



### Child Protective Services Investigations and Dispositions

The following investigations data, which is not used for scoring but is considered significant to a provider's performance, is from Georgia SHINES and is not considered final or complete until the end of the fiscal year.

Total Reports:	0
Number Screened In:	0
Number Screened Out:	0
Number Substantiated:	0
Number Unsubstantiated:	0
Number Active CPS Investigations:	0

<b>7763 Fortson Rd., Columbus, GA 31909</b>	<b>Quarterly Scores (Grades)</b>		<b>Current Quarter Score (Grade)</b>
<b>Phone: 706-940-0796</b>	<b>Q1: 102.14 (A+)</b>	<b>Q2: 104.19 (A+)</b>	<b>101.35% (A+)</b>
<b>Vendor ID# 158013</b>	<b>Q3: 101.35 (A+)</b>	<b>Q4: N/A</b>	

Program Census Information:	# Children in Care During Quarter: 11	# Placements During Quarter: 11	# Children in Care On Last Day: 6
-----------------------------	---------------------------------------	---------------------------------	-----------------------------------

	<b>Avg Performance All CCIs (%)</b>	<b>Provider Performance (%)*</b>	<b>Possible Points (Weight)</b>	<b>Provider Points Earned</b>
--	-------------------------------------	----------------------------------	---------------------------------	-------------------------------

### OPM Monitoring Reviews

Annual Comprehensive Reviews	85%	Not Yet Conducted		
Safety Reviews	90%	94%	15	14.06
<b>Monitoring Sub-Total</b>			<b>15</b>	<b>14.06</b>

### CCI Safety Outcomes

Incidence of Maltreatment	0.41%	No Substantiated Reports	10	10.00
Staff Training/Foundations	96%	97%	5	4.85
Staff Safety Checks	92%	100%	5	5.00
<b>Safety Sub-Total</b>			<b>20</b>	<b>19.85</b>

### CCI Permanency Outcomes

Placement Stability	89%	73%	15	10.95
<b>Permanency Sub-Total</b>			<b>15</b>	<b>10.95</b>

### CCI Well-Being Outcomes

EPSDT Medical Visits	93%	100%	4	4.00
EPSDT Dental Visits	87%	100%	4	4.00
Academic Supports	81%	89%	3	2.67
Provider ECEM Visits	74%	100%	7	7.00
Provider General Contacts	75%	94%	7	6.58
Placements with Siblings	36%	Not Eligible	Not Scored	Not Scored
Placements within Legal County	14%	0%	Not Scored	Not Scored





**DHS, DFCS, Office of Provider Management**  
**Performance-Based Placement Measures**  
**RBWO Provider GA+SCORECARD - CCI**



**Report Quarter: Q3 FY2019**

<b>Well-Being Sub-Total</b>			<b>25</b>	<b>24.25</b>
-----------------------------	--	--	-----------	--------------

\*Performance calculation descriptions can be found in the FY 2019 RBWO PBP Measurements and Standards Guide.

<b>Monitoring &amp; Outcomes: Possible Points = 75</b>		<b>Points Earned = 69.11</b>	
<b>Score Before Incentives Credit</b>			<b>92.15%</b>
<b>Incentives Awarded</b>			<b>9.20 pts</b>
<b>PBP Verification</b>			<b>N/A pts</b>
<b>Total Score</b>			<b>101.35%</b>

**Provider/Program Name: Changing Lives S&P Inc. - Fortson (5338) - CCI**

<b>Program Census Information:</b>		<b># Children in Care During Quarter: 11</b>	<b># Placements During Quarter: 11</b>	<b># Children in Care On Last Day: 6</b>
<b>CCI Incentive Credits</b>	<b>Avg Performance All CCIs (Points)</b>	<b>Provider Performance (%)*</b>	<b>Possible Points (Weight)</b>	<b>Provider Points Earned</b>
Early EPSDT Medical Visits		100%	2	2.00
Early EPSDT Dental Visits		100%	2	2.00
Permanency Contacts		0%	5	0.00
Additional Academic Supports		60%	2	1.20
HS Grad/GED/Prof or Trade Certificate/College		N/A	10/5/5/1	
EYSS Agreement		Not Eligible	5	
Community Connections		0%	4	0.00
Active Agency Accreditation		0%	4	0.00
Staff Clinical Licensure		0%	5	0.00
Behavior Management (threshold = 0)		100%	4	4.00
<b>Incentives Total</b>	<b>8.21</b>			<b>9.20</b>
Maximum total combined incentive credit allowed is 10 points.			<b>Incentives Awarded</b>	<b>9.20</b>

\*Performance calculation descriptions can be found in the FY 2019 RBWO PBP Measurements and Standards Guide.

**Child Protective Services Investigations and Dispositions**

The following investigations data, which is not used for scoring but is considered significant to a provider's performance, is from Georgia SHINES and is not considered final or complete until the end of the fiscal year.

Total Reports:	0
Number Screened In:	0
Number Screened Out:	0
Number Substantiated:	0
Number Unsubstantiated:	0



DHS, DFCS, Office of Provider Management

**Performance-Based Placement Measures**

**RBWO Provider GA+SCORECARD - CCI**

**Report Quarter: Q3 FY2019**



Number Active CPS Investigations:	0	
-----------------------------------	---	--



**DHS, DFCS, Office of Provider Management**  
**Performance-Based Placement Measures**  
**RBWO Provider GA+SCORECARD - CCI**  
**Report Quarter: Q3 FY2019**



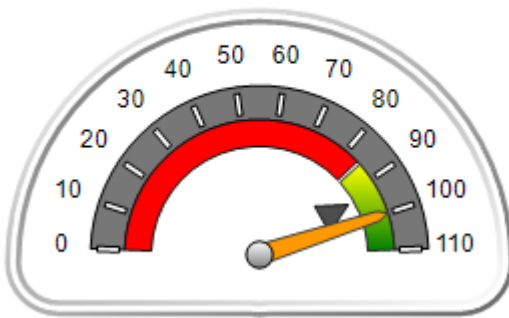
**Provider/Program Name: Changing Lives S&P Inc. - Sistrunk (5245) - CCI**

974 Sistrunk Ct., Columbus, GA 31907	Quarterly Scores (Grades)		Current Quarter Score (Grade)
Phone: 706-221-8233	Q1: 103.53 (A+)	Q2: 103.58 (A+)	<b>100.06%</b> <b>(A+)</b>
Vendor ID# 144141	Q3: 100.06 (A+)	Q4: N/A	
Program Census Information:	# Children in Care During Quarter: 10	# Placements During Quarter: 10	# Children in Care On Last Day: 7

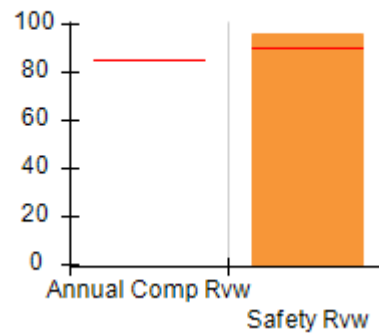
**Quarterly Provider Comparisons to All CCIs**

▼ — indicates average for all CCIs

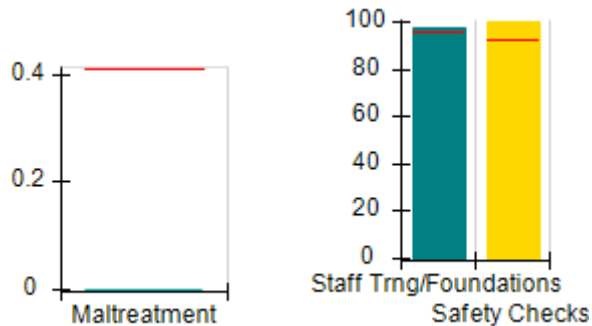
**Overall Score (%)**



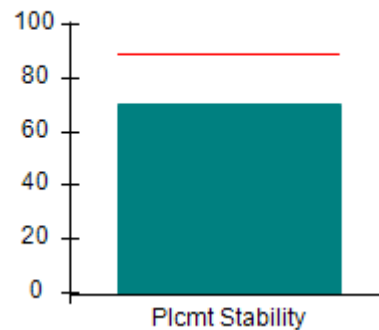
**OPM Monitoring Reviews (%)**



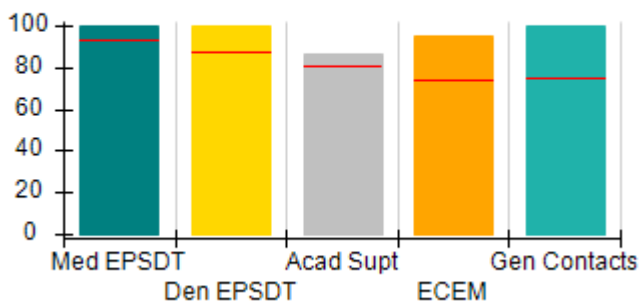
**Safety Outcomes (%)**



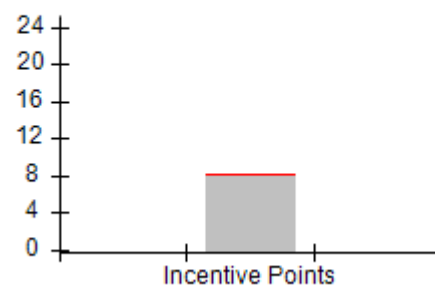
**Permanency Outcomes (%)**



**Well-Being Outcomes (%)**



**Incentives Earned (Points)**





DHS, DFCS, Office of Provider Management  
**Performance-Based Placement Measures**  
**RBWO Provider GA+SCORECARD - CCI**  
 Report Quarter: Q3 FY2019



**Provider/Program Name: Changing Lives S&P Inc. - Sistrunk (5245) - CCI**

<b>974 Sistrunk Ct., Columbus, GA 31907</b>	<b>Quarterly Scores (Grades)</b>		<b>Current Quarter Score (Grade)</b>
<b>Phone: 706-221-8233</b>	<b>Q1: 103.53 (A+)</b>	<b>Q2: 103.58 (A+)</b>	<b>100.06% (A+)</b>
<b>Vendor ID# 144141</b>	<b>Q3: 100.06 (A+)</b>	<b>Q4: N/A</b>	

Program Census Information:	# Children in Care During Quarter: 10	# Placements During Quarter: 10	# Children in Care On Last Day: 7
-----------------------------	---------------------------------------	---------------------------------	-----------------------------------

	<b>Avg Performance All CCIs (%)</b>	<b>Provider Performance (%)*</b>	<b>Possible Points (Weight)</b>	<b>Provider Points Earned</b>
--	-------------------------------------	----------------------------------	---------------------------------	-------------------------------

**OPM Monitoring Reviews**

Annual Comprehensive Reviews	85%	Not Yet Conducted		
Safety Reviews	90%	96%	15	14.37
<b>Monitoring Sub-Total</b>			<b>15</b>	<b>14.37</b>

**CCI Safety Outcomes**

Incidence of Maltreatment	0.41%	No Substantiated Reports	10	10.00
Staff Training/Foundations	96%	97%	5	4.85
Staff Safety Checks	92%	100%	5	5.00
<b>Safety Sub-Total</b>			<b>20</b>	<b>19.85</b>

**CCI Permanency Outcomes**

Placement Stability	89%	70%	15	10.50
<b>Permanency Sub-Total</b>			<b>15</b>	<b>10.50</b>

**CCI Well-Being Outcomes**

EPSDT Medical Visits	93%	100%	4	4.00
EPSDT Dental Visits	87%	100%	4	4.00
Academic Supports	81%	86%	3	2.58
Provider ECEM Visits	74%	95%	7	6.65
Provider General Contacts	75%	100%	7	7.00
Placements with Siblings	36%	0%	Not Scored	Not Scored
Placements within Legal County	14%	0%	Not Scored	Not Scored
<b>Well-Being Sub-Total</b>			<b>25</b>	<b>24.23</b>

\*Performance calculation descriptions can be found in the FY 2019 RBWO PBP Measurements and Standards Guide.

<b>Monitoring &amp; Outcomes: Possible Points = 75</b>	<b>Points Earned = 68.95</b>
<b>Score Before Incentives Credit</b>	<b>91.94%</b>
<b>Incentives Awarded</b>	<b>8.12 pts</b>
<b>PBP Verification</b>	<b>0.00 pts</b>
<b>Total Score</b>	<b>100.06%</b>



**DHS, DFCS, Office of Provider Management**  
**Performance-Based Placement Measures**  
**RBWO Provider GA+SCORECARD - CCI**  
**Report Quarter: Q3 FY2019**



**Provider/Program Name: Changing Lives S&P Inc. - Sistrunk (5245) - CCI**

Program Census Information:		# Children in Care During Quarter: 10	# Placements During Quarter: 10	# Children in Care On Last Day: 7
CCI Incentive Credits	Avg Performance All CCIs (Points)	Provider Performance (%)*	Possible Points (Weight)	Provider Points Earned
Early EPSDT Medical Visits		100%	2	2.00
Early EPSDT Dental Visits		100%	2	2.00
Permanency Contacts		0%	5	0.00
Additional Academic Supports		6%	2	0.12
HS Grad/GED/Prof or Trade Certificate/College		N/A	10/5/5/1	
EYSS Agreement		Not Eligible	5	
Community Connections		0%	4	0.00
Active Agency Accreditation		0%	4	0.00
Staff Clinical Licensure		0%	5	0.00
Behavior Management (threshold = 0)		100%	4	4.00
<b>Incentives Total</b>	<b>8.21</b>			<b>8.12</b>
Maximum total combined incentive credit allowed is 10 points.			<b>Incentives Awarded</b>	<b>8.12</b>

\*Performance calculation descriptions can be found in the FY 2019 RBWO PBP Measurements and Standards Guide.

**Child Protective Services Investigations and Dispositions**

The following investigations data, which is not used for scoring but is considered significant to a provider's performance, is from Georgia SHINES and is not considered final or complete until the end of the fiscal year.

Total Reports:	0
Number Screened In:	0
Number Screened Out:	0
Number Substantiated:	0
Number Unsubstantiated:	0
Number Active CPS Investigations:	0



DHS, DFCS, Office of Provider Management  
**Performance-Based Placement Measures**  
**RBWO Provider GA+SCORECARD - CCI**



Report Quarter: Q3 FY2019

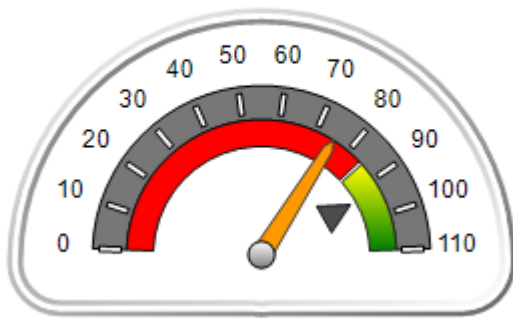
**Provider/Program Name: Chestnut Manor - (581) - CCI**

8673 Chestnut Ln., Lithia Springs, GA 30122	Quarterly Scores (Grades)		Current Quarter Score (Grade)
Phone: 678-823-0591	Q1: 61.20 (D-)	Q2: 75.14 (C)	<b>75.14%</b> <b>(C)</b>
Vendor ID# 35269	Q3: 75.14 (C)	Q4: N/A	
Program Census Information:	# Children in Care During Quarter: 0	# Placements During Quarter: 0	# Children in Care On Last Day: 0

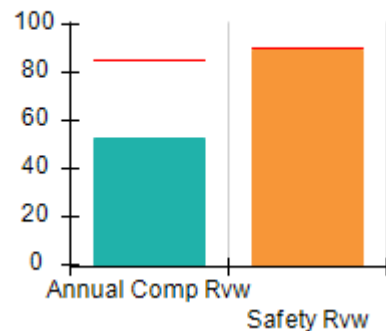
**Quarterly Provider Comparisons to All CCIs**

▼ — indicates average for all CCIs

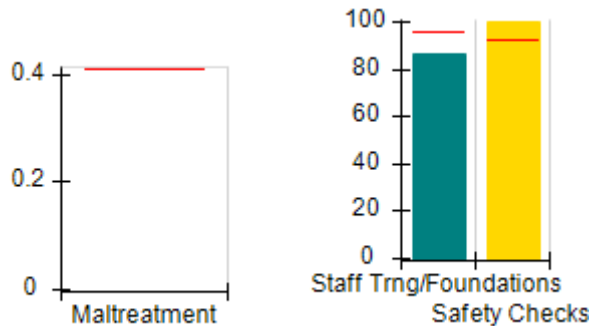
Overall Score (%)



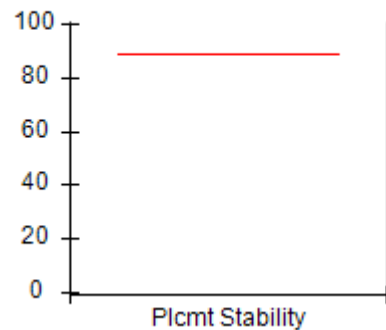
OPM Monitoring Reviews (%)



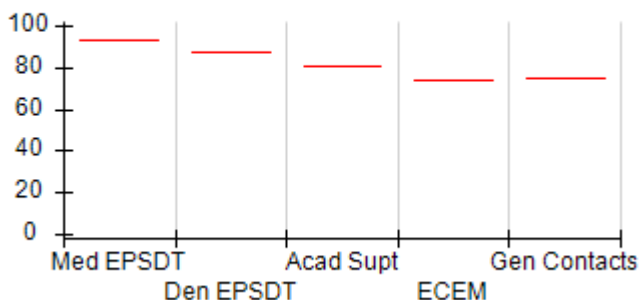
Safety Outcomes (%)




Permanency Outcomes (%)



Well-Being Outcomes (%)



Incentives Earned (Points)





DHS, DFCS, Office of Provider Management  
**Performance-Based Placement Measures**  
**RBWO Provider GA+SCORECARD - CCI**  
 Report Quarter: Q3 FY2019



<b>Provider/Program Name: Chestnut Manor - (581) - CCI</b>				
8673 Chestnut Ln., Lithia Springs, GA 30122		Quarterly Scores (Grades)		Current Quarter Score (Grade)
Phone: 678-823-0591		Q1: 61.20 (D-)	Q2: 75.14 (C)	<b>75.14%</b> <b>(C)</b>
Vendor ID# 35269		Q3: 75.14 (C)	Q4: N/A	
Program Census Information:		# Children in Care During Quarter: 0	# Placements During Quarter: 0	# Children in Care On Last Day: 0
	Avg Performance All CCIs (%)	Provider Performance (%)*	Possible Points (Weight)	Provider Points Earned
<b>OPM Monitoring Reviews</b>				
Annual Comprehensive Reviews	85%	52%	25	13.11
Safety Reviews	90%	89%	15	13.38
<b>Monitoring Sub-Total</b>			<b>40</b>	<b>26.49</b>
<b>CCI Safety Outcomes</b>				
Incidence of Maltreatment	0.41%	Not Eligible		
Staff Training/Foundations	96%	86%	10	8.60
Staff Safety Checks	92%	100%	10	10.00
<b>Safety Sub-Total</b>			<b>20</b>	<b>18.60</b>
<b>CCI Permanency Outcomes</b>				
Placement Stability	89%	Not Eligible		
<b>Permanency Sub-Total</b>			<b>N/A</b>	
<b>CCI Well-Being Outcomes</b>				
EPSDT Medical Visits	93%	Not Eligible		
EPSDT Dental Visits	87%	Not Eligible		
Academic Supports	81%	Not Eligible		
Provider ECEM Visits	74%	Not Eligible		
Provider General Contacts	75%	Not Eligible		
Placements with Siblings	36%	Not Eligible	Not Scored	Not Scored
Placements within Legal County	14%	Not Eligible	Not Scored	Not Scored
<b>Well-Being Sub-Total</b>			<b>N/A</b>	

\*Performance calculation descriptions can be found in the FY 2019 RBWO PBP Measurements and Standards Guide.

<b>Monitoring &amp; Outcomes: Possible Points = 60</b>		<b>Points Earned = 45.09</b>	
<b>Score Before Incentives Credit</b>			<b>75.14%</b>
<b>Incentives Awarded</b>			<b>0.00 pts</b>
<b>PBP Verification</b>			<b>N/A pts</b>
<b>Total Score</b>			<b>75.14%</b>



**DHS, DFCS, Office of Provider Management**  
**Performance-Based Placement Measures**  
**RBWO Provider GA+SCORECARD - CCI**  
**Report Quarter: Q3 FY2019**



**Provider/Program Name: Chestnut Manor - (581) - CCI**

Program Census Information:		# Children in Care During Quarter: 0	# Placements During Quarter: 0	# Children in Care On Last Day: 0
CCI Incentive Credits	Avg Performance All CCIs (Points)	Provider Performance (%)*	Possible Points (Weight)	Provider Points Earned
Early EPSDT Medical Visits		Not Eligible	2	
Early EPSDT Dental Visits		Not Eligible	2	
Permanency Contacts		None Planned	5	
Additional Academic Supports		Not Eligible	2	
HS Grad/GED/Prof or Trade Certificate/College		N/A	10/5/5/1	
EYSS Agreement		Not Eligible	5	
Community Connections		Not Eligible	4	
Active Agency Accreditation		0%	4	0.00
Staff Clinical Licensure		0%	5	0.00
Behavior Management (threshold = 0)		0%	4	
<b>Incentives Total</b>	<b>8.21</b>			<b>0.00</b>
Maximum total combined incentive credit allowed is 10 points.			<b>Incentives Awarded</b>	<b>0.00</b>

\*Performance calculation descriptions can be found in the FY 2019 RBWO PBP Measurements and Standards Guide.

**Child Protective Services Investigations and Dispositions**

The following investigations data, which is not used for scoring but is considered significant to a provider's performance, is from Georgia SHINES and is not considered final or complete until the end of the fiscal year.

Total Reports:	0
Number Screened In:	0
Number Screened Out:	0
Number Substantiated:	0
Number Unsubstantiated:	0
Number Active CPS Investigations:	0





**DHS, DFCS, Office of Provider Management**  
**Performance-Based Placement Measures**  
**RBWO Provider GA+SCORECARD - CCI**  
**Report Quarter: Q3 FY2019**



Provider/Program Name: CHRIS 180 Inc. - Dekalb (597) - CCI			
2914 Cocklebur Trail, Decatur, GA 30030	Quarterly Scores (Grades)		Current Quarter Score (Grade)
Phone: (404) 284-0109	Q1: 91.35 (A-)	Q2: 95.20 (A)	<b>97.90%</b> <b>(A+)</b>
Vendor ID# 35278	Q3: 97.90 (A+)	Q4: N/A	
Program Census Information:	# Children in Care During Quarter: 8	# Placements During Quarter: 8	# Children in Care On Last Day: 6
Quarterly Provider Comparisons to All CCIs			

▼ — indicates average for all CCIs





DHS, DFCS, Office of Provider Management  
**Performance-Based Placement Measures**  
**RBWO Provider GA+SCORECARD - CCI**  
 Report Quarter: Q3 FY2019



**Provider/Program Name: CHRIS 180 Inc. - Dekalb (597) - CCI**

<b>2914 Cocklebur Trail, Decatur, GA 30030</b>	<b>Quarterly Scores (Grades)</b>		<b>Current Quarter Score (Grade)</b>
<b>Phone: (404) 284-0109</b>	<b>Q1: 91.35 (A-)</b>	<b>Q2: 95.20 (A)</b>	<b>97.90% (A+)</b>
<b>Vendor ID# 35278</b>	<b>Q3: 97.90 (A+)</b>	<b>Q4: N/A</b>	

Program Census Information:	# Children in Care During Quarter: 8	# Placements During Quarter: 8	# Children in Care On Last Day: 6
-----------------------------	--------------------------------------	--------------------------------	-----------------------------------

	<b>Avg Performance All CCIs (%)</b>	<b>Provider Performance (%)*</b>	<b>Possible Points (Weight)</b>	<b>Provider Points Earned</b>
--	-------------------------------------	----------------------------------	---------------------------------	-------------------------------

**OPM Monitoring Reviews**

Annual Comprehensive Reviews	85%	86%	25	21.41
Safety Reviews	90%	92%	15	13.77
<b>Monitoring Sub-Total</b>			<b>40</b>	<b>35.18</b>

**CCI Safety Outcomes**

Incidence of Maltreatment	0.41%	No Substantiated Reports	10	10.00
Staff Training/Foundations	96%	100%	5	5.00
Staff Safety Checks	92%	100%	5	5.00
<b>Safety Sub-Total</b>			<b>20</b>	<b>20.00</b>

**CCI Permanency Outcomes**

Placement Stability	89%	100%	15	15.00
<b>Permanency Sub-Total</b>			<b>15</b>	<b>15.00</b>

**CCI Well-Being Outcomes**

EPSDT Medical Visits	93%	100%	4	4.00
EPSDT Dental Visits	87%	100%	4	4.00
Academic Supports	81%	100%	3	3.00
Provider ECEM Visits	74%	53%	7	3.71
Provider General Contacts	75%	43%	7	3.01
Placements with Siblings	36%	0%	Not Scored	Not Scored
Placements within Legal County	14%	0%	Not Scored	Not Scored
<b>Well-Being Sub-Total</b>			<b>25</b>	<b>17.72</b>

\*Performance calculation descriptions can be found in the FY 2019 RBWO PBP Measurements and Standards Guide.

<b>Monitoring &amp; Outcomes: Possible Points = 100</b>	<b>Points Earned = 87.90</b>
<b>Score Before Incentives Credit</b>	<b>87.90%</b>
<b>Incentives Awarded</b>	<b>10.00 pts</b>
<b>PBP Verification</b>	<b>N/A pts</b>
<b>Total Score</b>	<b>97.90%</b>



**DHS, DFCS, Office of Provider Management**  
**Performance-Based Placement Measures**  
**RBWO Provider GA+SCORECARD - CCI**  
**Report Quarter: Q3 FY2019**



**Provider/Program Name: CHRIS 180 Inc. - Dekalb (597) - CCI**

Program Census Information:		# Children in Care During Quarter: 8	# Placements During Quarter: 8	# Children in Care On Last Day: 6
CCI Incentive Credits	Avg Performance All CCIs (Points)	Provider Performance (%)*	Possible Points (Weight)	Provider Points Earned
Early EPSDT Medical Visits		100%	2	2.00
Early EPSDT Dental Visits		100%	2	2.00
Permanency Contacts		0%	5	0.00
Additional Academic Supports		0%	2	0.00
HS Grad/GED/Prof or Trade Certificate/College		N/A	10/5/5/1	5.00
EYSS Agreement		0%	5	0.00
Community Connections		0%	4	0.00
Active Agency Accreditation		50%	4	2.00
Staff Clinical Licensure		0%	5	0.00
Behavior Management (threshold = 0)		100%	4	4.00
<b>Incentives Total</b>	<b>8.21</b>			<b>15.00</b>
Maximum total combined incentive credit allowed is 10 points.			<b>Incentives Awarded</b>	<b>10.00</b>

\*Performance calculation descriptions can be found in the FY 2019 RBWO PBP Measurements and Standards Guide.

**Child Protective Services Investigations and Dispositions**

The following investigations data, which is not used for scoring but is considered significant to a provider's performance, is from Georgia SHINES and is not considered final or complete until the end of the fiscal year.

Total Reports:	0
Number Screened In:	0
Number Screened Out:	0
Number Substantiated:	0
Number Unsubstantiated:	0
Number Active CPS Investigations:	0



**DHS, DFCS, Office of Provider Management**  
**Performance-Based Placement Measures**  
**RBWO Provider GA+SCORECARD - CCI**  
**Report Quarter: Q3 FY2019**



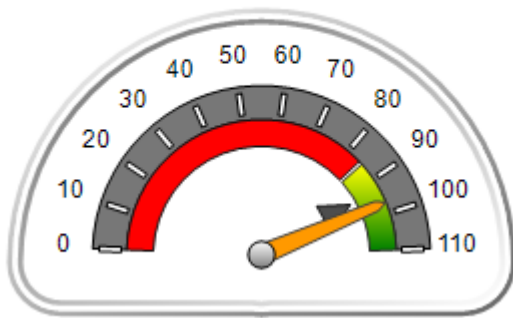
**Provider/Program Name: CHRIS 180 Inc. - Douglas (598) - CCI**

3819 Chattahoochee Dr., Douglasville, GA 30135	Quarterly Scores (Grades)		Current Quarter Score (Grade)
Phone: 770-942-1540	Q1: 84.33 (B)	Q2: 85.67 (B)	<b>96.98% (A)</b>
Vendor ID# 35277	Q3: 96.98 (A)	Q4: N/A	
Program Census Information:	# Children in Care During Quarter: 8	# Placements During Quarter: 8	# Children in Care On Last Day: 5

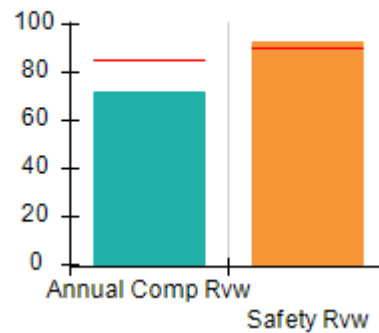
**Quarterly Provider Comparisons to All CCIs**

▼ — indicates average for all CCIs

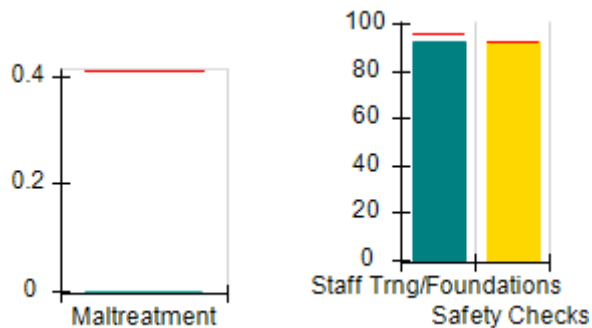
**Overall Score (%)**



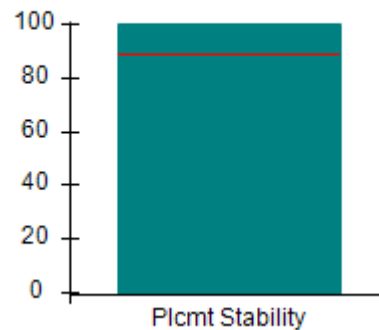
**OPM Monitoring Reviews (%)**



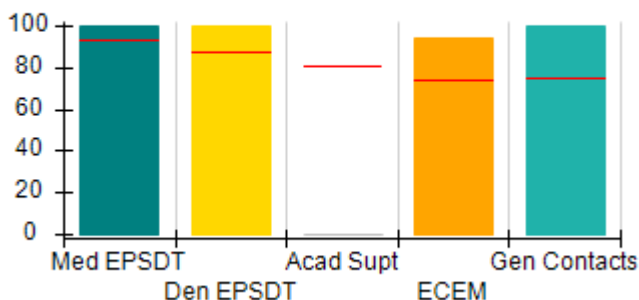
**Safety Outcomes (%)**



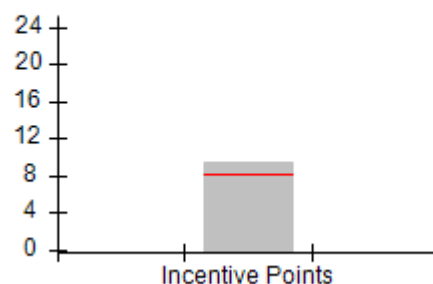
**Permanency Outcomes (%)**



**Well-Being Outcomes (%)**



**Incentives Earned (Points)**





DHS, DFCS, Office of Provider Management  
**Performance-Based Placement Measures**  
**RBWO Provider GA+SCORECARD - CCI**  
 Report Quarter: Q3 FY2019



<b>Provider/Program Name: CHRIS 180 Inc. - Douglas (598) - CCI</b>				
<b>3819 Chattahoochee Dr., Douglasville, GA 30135</b>		<b>Quarterly Scores (Grades)</b>		<b>Current Quarter Score (Grade)</b>
<b>Phone: 770-942-1540</b>		<b>Q1: 84.33 (B)</b>	<b>Q2: 85.67 (B)</b>	<b>96.98% (A)</b>
<b>Vendor ID# 35277</b>		<b>Q3: 96.98 (A)</b>	<b>Q4: N/A</b>	
Program Census Information:		# Children in Care During Quarter: 8	# Placements During Quarter: 8	# Children in Care On Last Day: 5
	<b>Avg Performance All CCIs (%)</b>	<b>Provider Performance (%)*</b>	<b>Possible Points (Weight)</b>	<b>Provider Points Earned</b>
<b>OPM Monitoring Reviews</b>				
Annual Comprehensive Reviews	85%	72%	25	17.94
Safety Reviews	90%	93%	15	13.92
<b>Monitoring Sub-Total</b>			<b>40</b>	<b>31.86</b>
<b>CCI Safety Outcomes</b>				
Incidence of Maltreatment	0.41%	No Substantiated Reports	10	10.00
Staff Training/Foundations	96%	92%	5	4.60
Staff Safety Checks	92%	92%	5	4.60
<b>Safety Sub-Total</b>			<b>20</b>	<b>19.20</b>
<b>CCI Permanency Outcomes</b>				
Placement Stability	89%	100%	15	15.00
<b>Permanency Sub-Total</b>			<b>15</b>	<b>15.00</b>
<b>CCI Well-Being Outcomes</b>				
EPSDT Medical Visits	93%	100%	4	4.00
EPSDT Dental Visits	87%	100%	4	4.00
Academic Supports	81%	0%	3	0.00
Provider ECEM Visits	74%	94%	7	6.58
Provider General Contacts	75%	100%	7	7.00
Placements with Siblings	36%	0%	Not Scored	Not Scored
Placements within Legal County	14%	0%	Not Scored	Not Scored
<b>Well-Being Sub-Total</b>			<b>25</b>	<b>21.58</b>
*Performance calculation descriptions can be found in the FY 2019 RBWO PBP Measurements and Standards Guide.				

<b>Monitoring &amp; Outcomes: Possible Points = 100</b>		<b>Points Earned = 87.64</b>	
<b>Score Before Incentives Credit</b>			<b>87.64%</b>
<b>Incentives Awarded</b>			<b>9.34 pts</b>
<b>PBP Verification</b>			<b>N/A pts</b>
<b>Total Score</b>			<b>96.98%</b>



**DHS, DFCS, Office of Provider Management**  
**Performance-Based Placement Measures**  
**RBWO Provider GA+SCORECARD - CCI**  
**Report Quarter: Q3 FY2019**



**Provider/Program Name: CHRIS 180 Inc. - Douglas (598) - CCI**

Program Census Information:		# Children in Care During Quarter: 8	# Placements During Quarter: 8	# Children in Care On Last Day: 5
CCI Incentive Credits	Avg Performance All CCIs (Points)	Provider Performance (%)*	Possible Points (Weight)	Provider Points Earned
Early EPSDT Medical Visits		67%	2	1.34
Early EPSDT Dental Visits		100%	2	2.00
Permanency Contacts		0%	5	0.00
Additional Academic Supports		0%	2	0.00
HS Grad/GED/Prof or Trade Certificate/College		N/A	10/5/5/1	
EYSS Agreement		Not Eligible	5	
Community Connections		0%	4	0.00
Active Agency Accreditation		50%	4	2.00
Staff Clinical Licensure		0%	5	0.00
Behavior Management (threshold = 0)		100%	4	4.00
<b>Incentives Total</b>	<b>8.21</b>			<b>9.34</b>
Maximum total combined incentive credit allowed is 10 points.			<b>Incentives Awarded</b>	<b>9.34</b>

\*Performance calculation descriptions can be found in the FY 2019 RBWO PBP Measurements and Standards Guide.

**Child Protective Services Investigations and Dispositions**

The following investigations data, which is not used for scoring but is considered significant to a provider's performance, is from Georgia SHINES and is not considered final or complete until the end of the fiscal year.

Total Reports:	0
Number Screened In:	0
Number Screened Out:	0
Number Substantiated:	0
Number Unsubstantiated:	0
Number Active CPS Investigations:	0



DHS, DFCS, Office of Provider Management  
**Performance-Based Placement Measures**  
**RBWO Provider GA+SCORECARD - CCI**  
Report Quarter: Q3 FY2019



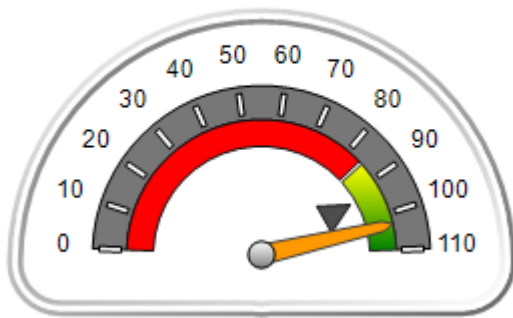
**Provider/Program Name: CHRIS 180 Inc. - Ellenwood (599) - CCI**

4489 Northwind Dr., Ellenwood, GA 30294	Quarterly Scores (Grades)		Current Quarter Score (Grade)
Phone: 404-212-5035	Q1: 99.34 (A+)	Q2: 100.95 (A+)	<b>103.09%</b> <b>(A+)</b>
Vendor ID# 35282	Q3: 103.09 (A+)	Q4: N/A	
Program Census Information:	# Children in Care During Quarter: 9	# Placements During Quarter: 9	# Children in Care On Last Day: 6

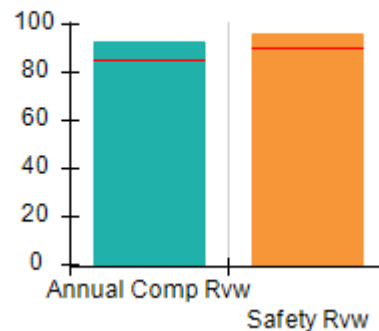
**Quarterly Provider Comparisons to All CCIs**

▼ — indicates average for all CCIs

Overall Score (%)



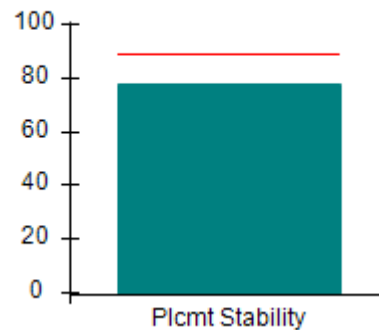
OPM Monitoring Reviews (%)



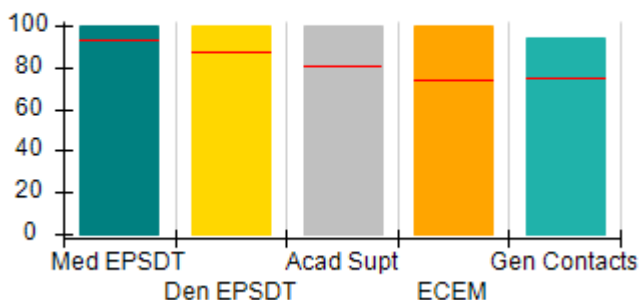
Safety Outcomes (%)



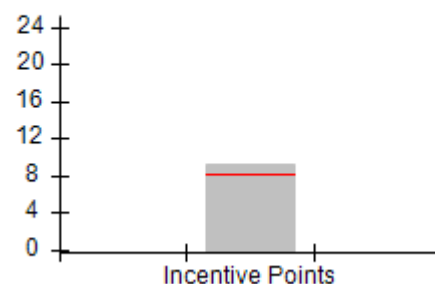
Permanency Outcomes (%)



Well-Being Outcomes (%)



Incentives Earned (Points)





DHS, DFCS, Office of Provider Management  
**Performance-Based Placement Measures**  
**RBWO Provider GA+SCORECARD - CCI**  
 Report Quarter: Q3 FY2019



<b>Provider/Program Name: CHRIS 180 Inc. - Ellenwood (599) - CCI</b>				
4489 Northwind Dr., Ellenwood, GA 30294		Quarterly Scores (Grades)		Current Quarter Score (Grade)
Phone: 404-212-5035		Q1: 99.34 (A+)	Q2: 100.95 (A+)	<b>103.09%</b> <b>(A+)</b>
Vendor ID# 35282		Q3: 103.09 (A+)	Q4: N/A	
Program Census Information:		# Children in Care During Quarter: 9	# Placements During Quarter: 9	# Children in Care On Last Day: 6
	Avg Performance All CCIs (%)	Provider Performance (%)*	Possible Points (Weight)	Provider Points Earned
<b>OPM Monitoring Reviews</b>				
Annual Comprehensive Reviews	85%	93%	25	23.16
Safety Reviews	90%	96%	15	14.37
<b>Monitoring Sub-Total</b>			<b>40</b>	<b>37.53</b>
<b>CCI Safety Outcomes</b>				
Incidence of Maltreatment	0.41%	No Substantiated Reports	10	10.00
Staff Training/Foundations	96%	100%	5	5.00
Staff Safety Checks	92%	100%	5	5.00
<b>Safety Sub-Total</b>			<b>20</b>	<b>20.00</b>
<b>CCI Permanency Outcomes</b>				
Placement Stability	89%	78%	15	11.70
<b>Permanency Sub-Total</b>			<b>15</b>	<b>11.70</b>
<b>CCI Well-Being Outcomes</b>				
EPSDT Medical Visits	93%	100%	4	4.00
EPSDT Dental Visits	87%	100%	4	4.00
Academic Supports	81%	100%	3	3.00
Provider ECEM Visits	74%	100%	7	7.00
Provider General Contacts	75%	94%	7	6.58
Placements with Siblings	36%	0%	Not Scored	Not Scored
Placements within Legal County	14%	0%	Not Scored	Not Scored
<b>Well-Being Sub-Total</b>			<b>25</b>	<b>24.58</b>
*Performance calculation descriptions can be found in the FY 2019 RBWO PBP Measurements and Standards Guide.				

<b>Monitoring &amp; Outcomes: Possible Points = 100</b>		<b>Points Earned = 93.81</b>	
<b>Score Before Incentives Credit</b>			<b>93.81%</b>
<b>Incentives Awarded</b>			<b>9.28 pts</b>
<b>PBP Verification</b>			<b>N/A pts</b>
<b>Total Score</b>			<b>103.09%</b>





**DHS, DFCS, Office of Provider Management**  
**Performance-Based Placement Measures**  
**RBWO Provider GA+SCORECARD - CCI**  
**Report Quarter: Q3 FY2019**



**Provider/Program Name: CHRIS 180 Inc. - Ellenwood (599) - CCI**

Program Census Information:		# Children in Care During Quarter: 9	# Placements During Quarter: 9	# Children in Care On Last Day: 6
CCI Incentive Credits	Avg Performance All CCIs (Points)	Provider Performance (%)*	Possible Points (Weight)	Provider Points Earned
Early EPSDT Medical Visits		Not Eligible	2	
Early EPSDT Dental Visits		100%	2	2.00
Permanency Contacts		None Planned	5	
Additional Academic Supports		64%	2	1.28
HS Grad/GED/Prof or Trade Certificate/College		N/A	10/5/5/1	
EYSS Agreement		Not Eligible	5	
Community Connections		0%	4	0.00
Active Agency Accreditation		50%	4	2.00
Staff Clinical Licensure		0%	5	0.00
Behavior Management (threshold = 0)		100%	4	4.00
<b>Incentives Total</b>	<b>8.21</b>			<b>9.28</b>
Maximum total combined incentive credit allowed is 10 points.			<b>Incentives Awarded</b>	<b>9.28</b>

\*Performance calculation descriptions can be found in the FY 2019 RBWO PBP Measurements and Standards Guide.

**Child Protective Services Investigations and Dispositions**

The following investigations data, which is not used for scoring but is considered significant to a provider's performance, is from Georgia SHINES and is not considered final or complete until the end of the fiscal year.

Total Reports:	1
Number Screened In:	0
Number Screened Out:	1
Number Substantiated:	0
Number Unsubstantiated:	0
Number Active CPS Investigations:	0



DHS, DFCS, Office of Provider Management  
**Performance-Based Placement Measures**  
**RBWO Provider GA+SCORECARD - CCI**  
Report Quarter: Q3 FY2019



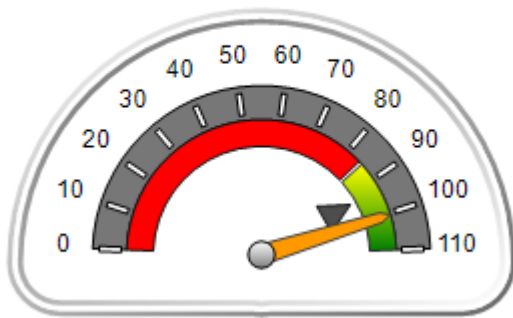
**Provider/Program Name: CHRIS 180 Inc. - Fulton (601) - CCI**

3686 Calmer Circle, East Point, GA 30344	Quarterly Scores (Grades)		Current Quarter Score (Grade)
Phone: (404) 768-4527	Q1: 87.86 (B+)	Q2: 90.28 (A-)	<b>100.51%</b> <b>(A+)</b>
Vendor ID# 35281	Q3: 100.51 (A+)	Q4: N/A	
Program Census Information:	# Children in Care During Quarter: 6	# Placements During Quarter: 6	# Children in Care On Last Day: 5

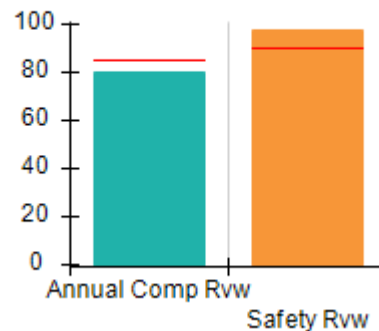
**Quarterly Provider Comparisons to All CCIs**

▼ — indicates average for all CCIs

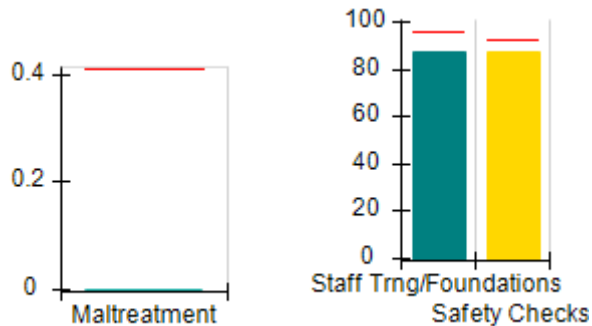
Overall Score (%)



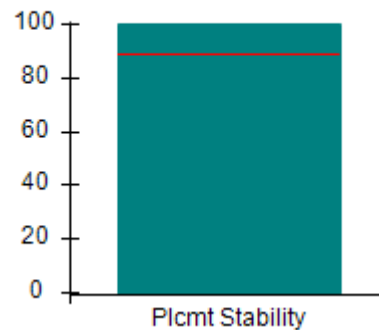
OPM Monitoring Reviews (%)



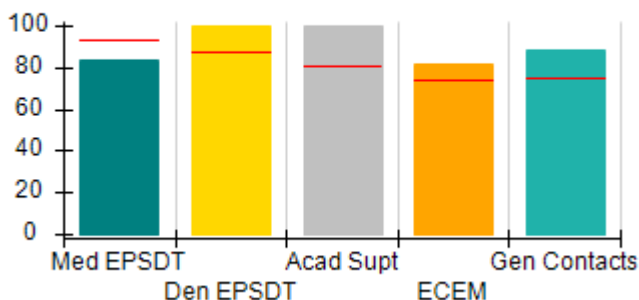
Safety Outcomes (%)



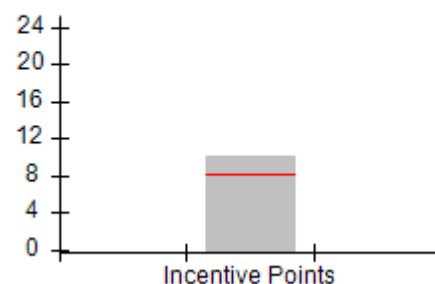
Permanency Outcomes (%)



Well-Being Outcomes (%)



Incentives Earned (Points)





DHS, DFCS, Office of Provider Management  
**Performance-Based Placement Measures**  
**RBWO Provider GA+SCORECARD - CCI**  
 Report Quarter: Q3 FY2019



<b>Provider/Program Name: CHRIS 180 Inc. - Fulton (601) - CCI</b>				
<b>3686 Calmer Circle, East Point, GA 30344</b>		<b>Quarterly Scores (Grades)</b>		<b>Current Quarter Score (Grade)</b>
<b>Phone: (404) 768-4527</b>		<b>Q1: 87.86 (B+)</b>	<b>Q2: 90.28 (A-)</b>	<b>100.51% (A+)</b>
<b>Vendor ID# 35281</b>		<b>Q3: 100.51 (A+)</b>	<b>Q4: N/A</b>	
Program Census Information:		# Children in Care During Quarter: 6	# Placements During Quarter: 6	# Children in Care On Last Day: 5
	<b>Avg Performance All CCIs (%)</b>	<b>Provider Performance (%)*</b>	<b>Possible Points (Weight)</b>	<b>Provider Points Earned</b>
<b>OPM Monitoring Reviews</b>				
Annual Comprehensive Reviews	85%	80%	25	19.96
Safety Reviews	90%	98%	15	14.63
<b>Monitoring Sub-Total</b>			<b>40</b>	<b>34.59</b>
<b>CCI Safety Outcomes</b>				
Incidence of Maltreatment	0.41%	No Substantiated Reports	10	10.00
Staff Training/Foundations	96%	87%	5	4.35
Staff Safety Checks	92%	87%	5	4.35
<b>Safety Sub-Total</b>			<b>20</b>	<b>18.70</b>
<b>CCI Permanency Outcomes</b>				
Placement Stability	89%	100%	15	15.00
<b>Permanency Sub-Total</b>			<b>15</b>	<b>15.00</b>
<b>CCI Well-Being Outcomes</b>				
EPSDT Medical Visits	93%	83%	4	3.32
EPSDT Dental Visits	87%	100%	4	4.00
Academic Supports	81%	100%	3	3.00
Provider ECEM Visits	74%	82%	7	5.74
Provider General Contacts	75%	88%	7	6.16
Placements with Siblings	36%	Not Eligible	Not Scored	Not Scored
Placements within Legal County	14%	0%	Not Scored	Not Scored
<b>Well-Being Sub-Total</b>			<b>25</b>	<b>22.22</b>
*Performance calculation descriptions can be found in the FY 2019 RBWO PBP Measurements and Standards Guide.				

<b>Monitoring &amp; Outcomes: Possible Points = 100</b>		<b>Points Earned = 90.51</b>	
<b>Score Before Incentives Credit</b>			<b>90.51%</b>
<b>Incentives Awarded</b>			<b>10.00 pts</b>
<b>PBP Verification</b>			<b>N/A pts</b>
<b>Total Score</b>			<b>100.51%</b>



DHS, DFCS, Office of Provider Management  
**Performance-Based Placement Measures**  
**RBWO Provider GA+SCORECARD - CCI**  
Report Quarter: Q3 FY2019



**Provider/Program Name: CHRIS 180 Inc. - Fulton (601) - CCI**

Program Census Information:		# Children in Care During Quarter: 6	# Placements During Quarter: 6	# Children in Care On Last Day: 5
CCI Incentive Credits	Avg Performance All CCIs (Points)	Provider Performance (%)*	Possible Points (Weight)	Provider Points Earned
Early EPSDT Medical Visits		50%	2	1.00
Early EPSDT Dental Visits		100%	2	2.00
Permanency Contacts		0%	5	0.00
Additional Academic Supports		50%	2	1.00
HS Grad/GED/Prof or Trade Certificate/College		N/A	10/5/5/1	
EYSS Agreement		Not Eligible	5	
Community Connections		0%	4	0.00
Active Agency Accreditation		50%	4	2.00
Staff Clinical Licensure		0%	5	0.00
Behavior Management (threshold = 0)		100%	4	4.00
<b>Incentives Total</b>	<b>8.21</b>			<b>10.00</b>
Maximum total combined incentive credit allowed is 10 points.			<b>Incentives Awarded</b>	<b>10.00</b>

\*Performance calculation descriptions can be found in the FY 2019 RBWO PBP Measurements and Standards Guide.

**Child Protective Services Investigations and Dispositions**

The following investigations data, which is not used for scoring but is considered significant to a provider's performance, is from Georgia SHINES and is not considered final or complete until the end of the fiscal year.

Total Reports:	0
Number Screened In:	0
Number Screened Out:	0
Number Substantiated:	0
Number Unsubstantiated:	0
Number Active CPS Investigations:	0



DHS, DFCS, Office of Provider Management  
**Performance-Based Placement Measures**  
**RBWO Provider GA+SCORECARD - CCI**  
Report Quarter: Q3 FY2019



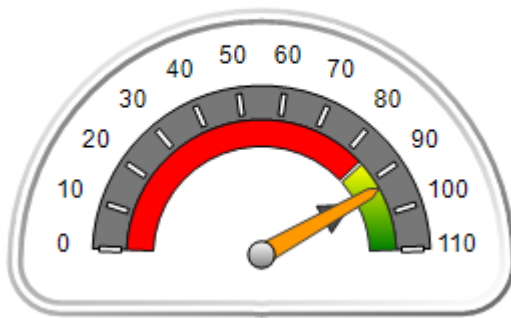
**Provider/Program Name: CHRIS 180 Inc. - Gwinnett (602) - CCI**

2552 Poplar St., Snellville, GA 30278	Quarterly Scores (Grades)		Current Quarter Score (Grade)
Phone: 770-978-3549	Q1: 103.57 (A+)	Q2: 86.82 (B)	<b>92.89%</b> <b>(A-)</b>
Vendor ID# 35280	Q3: 92.89 (A-)	Q4: N/A	
Program Census Information:	# Children in Care During Quarter: 7	# Placements During Quarter: 7	# Children in Care On Last Day: 6

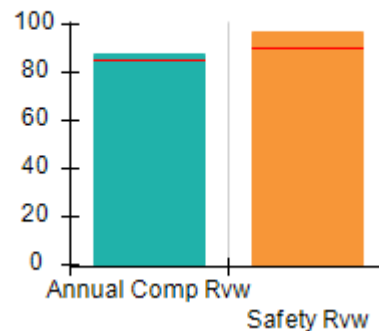
**Quarterly Provider Comparisons to All CCIs**

▼ — indicates average for all CCIs

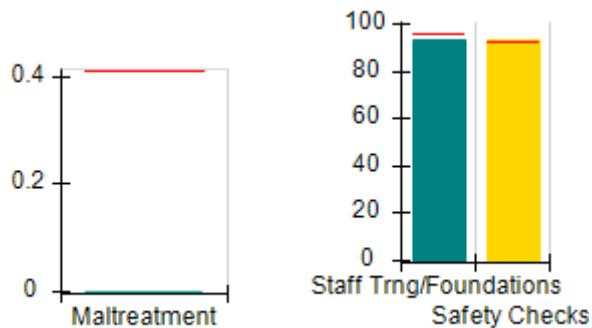
Overall Score (%)



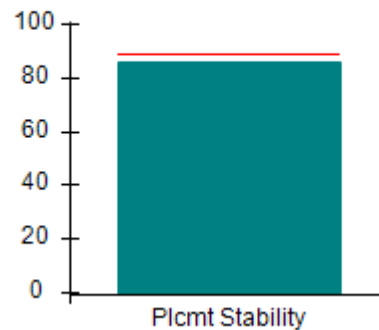
OPM Monitoring Reviews (%)



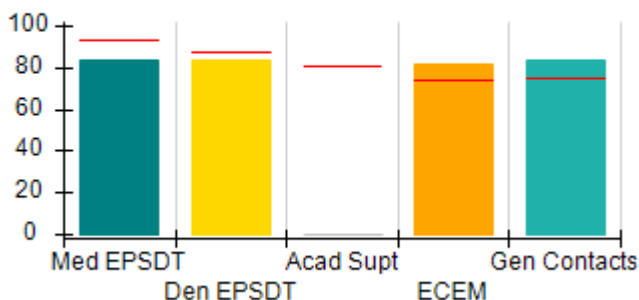
Safety Outcomes (%)



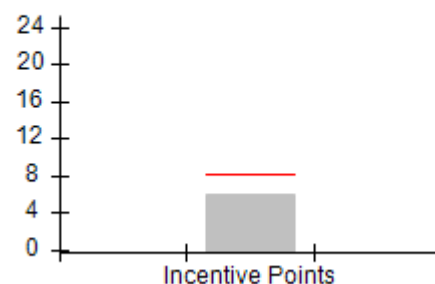
Permanency Outcomes (%)



Well-Being Outcomes (%)



Incentives Earned (Points)





DHS, DFCS, Office of Provider Management  
**Performance-Based Placement Measures**  
**RBWO Provider GA+SCORECARD - CCI**  
 Report Quarter: Q3 FY2019



Provider/Program Name: CHRIS 180 Inc. - Gwinnett (602) - CCI				
2552 Poplar St., Snellville, GA 30278		Quarterly Scores (Grades)		Current Quarter Score (Grade)
Phone: 770-978-3549		Q1: 103.57 (A+)	Q2: 86.82 (B)	<b>92.89%</b> <b>(A-)</b>
Vendor ID# 35280		Q3: 92.89 (A-)	Q4: N/A	
Program Census Information:		# Children in Care During Quarter: 7	# Placements During Quarter: 7	# Children in Care On Last Day: 6
	Avg Performance All CCIs (%)	Provider Performance (%)*	Possible Points (Weight)	Provider Points Earned
<b>OPM Monitoring Reviews</b>				
Annual Comprehensive Reviews	85%	88%	25	22.00
Safety Reviews	90%	97%	15	14.50
<b>Monitoring Sub-Total</b>			<b>40</b>	<b>36.50</b>
<b>CCI Safety Outcomes</b>				
Incidence of Maltreatment	0.41%	No Substantiated Reports	10	10.00
Staff Training/Foundations	96%	93%	5	4.65
Staff Safety Checks	92%	93%	5	4.65
<b>Safety Sub-Total</b>			<b>20</b>	<b>19.30</b>
<b>CCI Permanency Outcomes</b>				
Placement Stability	89%	86%	15	12.90
<b>Permanency Sub-Total</b>			<b>15</b>	<b>12.90</b>
<b>CCI Well-Being Outcomes</b>				
EPSDT Medical Visits	93%	83%	4	3.32
EPSDT Dental Visits	87%	83%	4	3.32
Academic Supports	81%	0%	3	0.00
Provider ECEM Visits	74%	82%	7	5.74
Provider General Contacts	75%	83%	7	5.81
Placements with Siblings	36%	0%	Not Scored	Not Scored
Placements within Legal County	14%	0%	Not Scored	Not Scored
<b>Well-Being Sub-Total</b>			<b>25</b>	<b>18.19</b>
*Performance calculation descriptions can be found in the FY 2019 RBWO PBP Measurements and Standards Guide.				

Monitoring & Outcomes: Possible Points = 100		Points Earned = 86.89	
Score Before Incentives Credit		86.89%	
Incentives Awarded		6.00 pts	
PBP Verification		N/A pts	
Total Score		92.89%	



**DHS, DFCS, Office of Provider Management**  
**Performance-Based Placement Measures**  
**RBWO Provider GA+SCORECARD - CCI**  
**Report Quarter: Q3 FY2019**



**Provider/Program Name: CHRIS 180 Inc. - Gwinnett (602) - CCI**

Program Census Information:		# Children in Care During Quarter: 7	# Placements During Quarter: 7	# Children in Care On Last Day: 6
CCI Incentive Credits	Avg Performance All CCIs (Points)	Provider Performance (%)*	Possible Points (Weight)	Provider Points Earned
Early EPSDT Medical Visits		0%	2	0.00
Early EPSDT Dental Visits		0%	2	0.00
Permanency Contacts		0%	5	0.00
Additional Academic Supports		0%	2	0.00
HS Grad/GED/Prof or Trade Certificate/College		N/A	10/5/5/1	
EYSS Agreement		0%	5	0.00
Community Connections		0%	4	0.00
Active Agency Accreditation		50%	4	2.00
Staff Clinical Licensure		0%	5	0.00
Behavior Management (threshold = 0)		100%	4	4.00
<b>Incentives Total</b>	<b>8.21</b>			<b>6.00</b>
Maximum total combined incentive credit allowed is 10 points.			<b>Incentives Awarded</b>	<b>6.00</b>

\*Performance calculation descriptions can be found in the FY 2019 RBWO PBP Measurements and Standards Guide.

**Child Protective Services Investigations and Dispositions**

The following investigations data, which is not used for scoring but is considered significant to a provider's performance, is from Georgia SHINES and is not considered final or complete until the end of the fiscal year.

Total Reports:	0
Number Screened In:	0
Number Screened Out:	0
Number Substantiated:	0
Number Unsubstantiated:	0
Number Active CPS Investigations:	0



DHS, DFCS, Office of Provider Management  
**Performance-Based Placement Measures**  
**RBWO Provider GA+SCORECARD - CCI**  
 Report Quarter: Q3 FY2019



Provider/Program Name: CHRIS 180 Inc. - Rock Shadow (617) - CCI			
568 Rock Shadow Ct., Stone Mountain, GA 30087	Quarterly Scores (Grades)		Current Quarter Score (Grade)
Phone: (404) 498-2002	Q1: 89.67 (B+)	Q2: 93.08 (A-)	<b>101.74%</b> <b>(A+)</b>
Vendor ID# 53058	Q3: 101.74 (A+)	Q4: N/A	
Program Census Information:	# Children in Care During Quarter: 9	# Placements During Quarter: 9	# Children in Care On Last Day: 6
Quarterly Provider Comparisons to All CCIs			

▼ — indicates average for all CCIs







DHS, DFCS, Office of Provider Management  
**Performance-Based Placement Measures**  
**RBWO Provider GA+SCORECARD - CCI**  
 Report Quarter: Q3 FY2019



<b>Provider/Program Name: CHRIS 180 Inc. - Rock Shadow (617) - CCI</b>				
<b>568 Rock Shadow Ct., Stone Mountain, GA 30087</b>		<b>Quarterly Scores (Grades)</b>		<b>Current Quarter Score (Grade)</b>
<b>Phone: (404) 498-2002</b>		<b>Q1: 89.67 (B+)</b>	<b>Q2: 93.08 (A-)</b>	<b>101.74% (A+)</b>
<b>Vendor ID# 53058</b>		<b>Q3: 101.74 (A+)</b>	<b>Q4: N/A</b>	
Program Census Information:		# Children in Care During Quarter: 9	# Placements During Quarter: 9	# Children in Care On Last Day: 6
	<b>Avg Performance All CCIs (%)</b>	<b>Provider Performance (%)*</b>	<b>Possible Points (Weight)</b>	<b>Provider Points Earned</b>
<b>OPM Monitoring Reviews</b>				
Annual Comprehensive Reviews	85%	76%	25	18.92
Safety Reviews	90%	92%	15	13.75
<b>Monitoring Sub-Total</b>			<b>40</b>	<b>32.67</b>
<b>CCI Safety Outcomes</b>				
Incidence of Maltreatment	0.41%	No Substantiated Reports	10	10.00
Staff Training/Foundations	96%	92%	5	4.60
Staff Safety Checks	92%	100%	5	5.00
<b>Safety Sub-Total</b>			<b>20</b>	<b>19.60</b>
<b>CCI Permanency Outcomes</b>				
Placement Stability	89%	100%	15	15.00
<b>Permanency Sub-Total</b>			<b>15</b>	<b>15.00</b>
<b>CCI Well-Being Outcomes</b>				
EPSDT Medical Visits	93%	100%	4	4.00
EPSDT Dental Visits	87%	100%	4	4.00
Academic Supports	81%	94%	3	2.82
Provider ECEM Visits	74%	95%	7	6.65
Provider General Contacts	75%	100%	7	7.00
Placements with Siblings	36%	0%	Not Scored	Not Scored
Placements within Legal County	14%	0%	Not Scored	Not Scored
<b>Well-Being Sub-Total</b>			<b>25</b>	<b>24.47</b>
*Performance calculation descriptions can be found in the FY 2019 RBWO PBP Measurements and Standards Guide.				

<b>Monitoring &amp; Outcomes: Possible Points = 100</b>		<b>Points Earned = 91.74</b>	
<b>Score Before Incentives Credit</b>			<b>91.74%</b>
<b>Incentives Awarded</b>			<b>10.00 pts</b>
<b>PBP Verification</b>			<b>N/A pts</b>
<b>Total Score</b>			<b>101.74%</b>



**DHS, DFCS, Office of Provider Management**  
**Performance-Based Placement Measures**  
**RBWO Provider GA+SCORECARD - CCI**  
**Report Quarter: Q3 FY2019**



**Provider/Program Name: CHRIS 180 Inc. - Rock Shadow (617) - CCI**

Program Census Information:		# Children in Care During Quarter: 9	# Placements During Quarter: 9	# Children in Care On Last Day: 6
CCI Incentive Credits	Avg Performance All CCIs (Points)	Provider Performance (%)*	Possible Points (Weight)	Provider Points Earned
Early EPSDT Medical Visits		100%	2	2.00
Early EPSDT Dental Visits		100%	2	2.00
Permanency Contacts		0%	5	0.00
Additional Academic Supports		7%	2	0.14
HS Grad/GED/Prof or Trade Certificate/College		N/A	10/5/5/1	
EYSS Agreement		Not Eligible	5	
Community Connections		0%	4	0.00
Active Agency Accreditation		50%	4	2.00
Staff Clinical Licensure		0%	5	0.00
Behavior Management (threshold = 0)		100%	4	4.00
<b>Incentives Total</b>	<b>8.21</b>			<b>10.14</b>
Maximum total combined incentive credit allowed is 10 points.			<b>Incentives Awarded</b>	<b>10.00</b>

\*Performance calculation descriptions can be found in the FY 2019 RBWO PBP Measurements and Standards Guide.

**Child Protective Services Investigations and Dispositions**

The following investigations data, which is not used for scoring but is considered significant to a provider's performance, is from Georgia SHINES and is not considered final or complete until the end of the fiscal year.

Total Reports:	1
Number Screened In:	1
Number Screened Out:	0
Number Substantiated:	0
Number Unsubstantiated:	0
Number Active CPS Investigations:	1

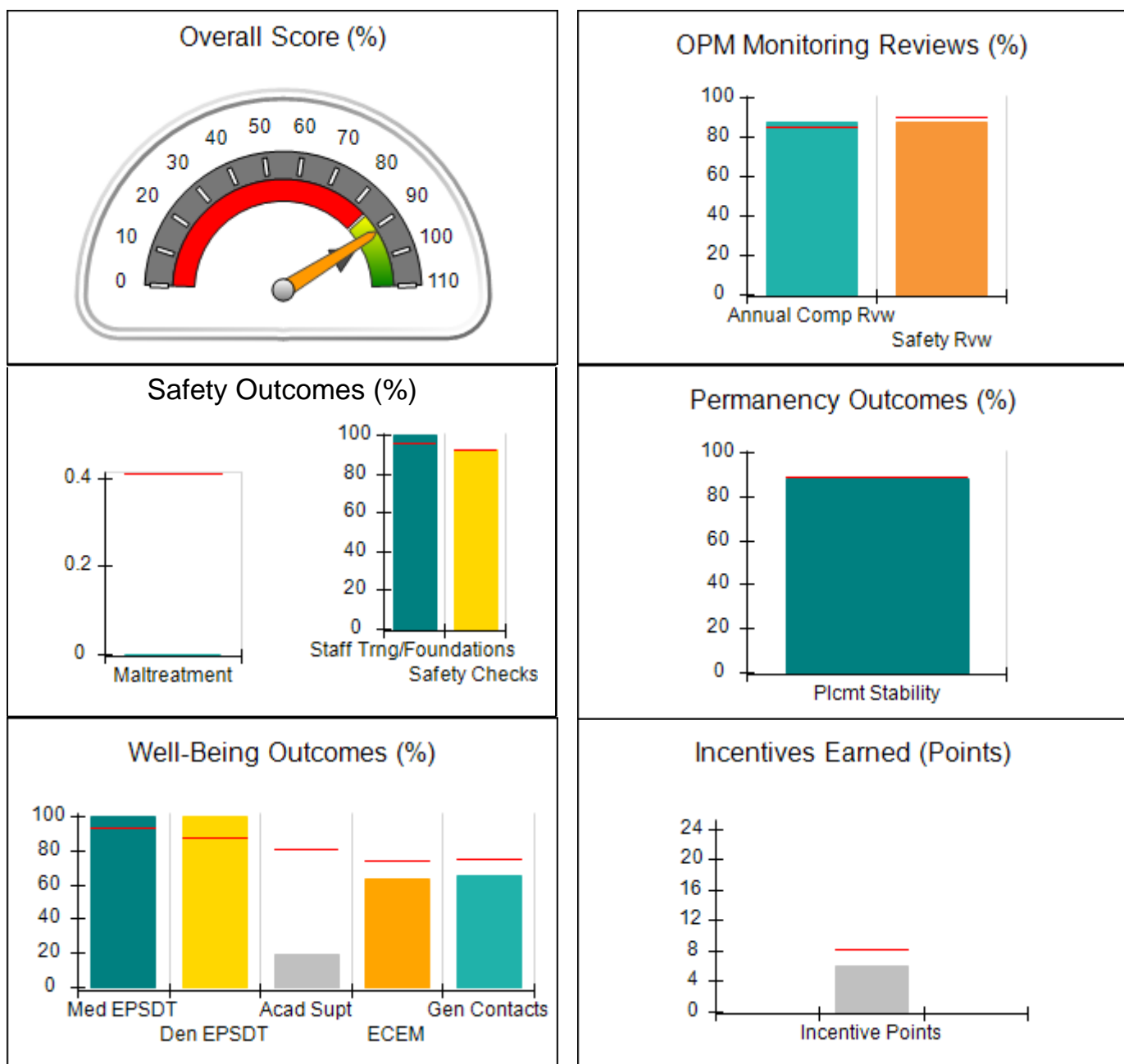


**DHS, DFCS, Office of Provider Management**  
**Performance-Based Placement Measures**  
**RBWO Provider GA+SCORECARD - CCI**  
**Report Quarter: Q3 FY2019**



Provider/Program Name: CHRIS 180 Inc. - Sherwood (604) - CCI			
569 Sherwood Greens, Stone Mountain, GA 30087	Quarterly Scores (Grades)		Current Quarter Score (Grade)
Phone: (770) 879-7319	Q1: 91.85 (A-)	Q2: 89.46 (B+)	<b>91.36%</b> <b>(A-)</b>
Vendor ID# 53060	Q3: 91.36 (A-)	Q4: N/A	
Program Census Information:	# Children in Care During Quarter: 8	# Placements During Quarter: 8	# Children in Care On Last Day: 5
Quarterly Provider Comparisons to All CCIs			

▼ — indicates average for all CCIs





DHS, DFCS, Office of Provider Management  
**Performance-Based Placement Measures**  
**RBWO Provider GA+SCORECARD - CCI**  
 Report Quarter: Q3 FY2019



<b>Provider/Program Name: CHRIS 180 Inc. - Sherwood (604) - CCI</b>				
<b>569 Sherwood Greens, Stone Mountain, GA 30087</b>		<b>Quarterly Scores (Grades)</b>		<b>Current Quarter Score (Grade)</b>
<b>Phone: (770) 879-7319</b>		<b>Q1: 91.85 (A-)</b>	<b>Q2: 89.46 (B+)</b>	<b>91.36% (A-)</b>
<b>Vendor ID# 53060</b>		<b>Q3: 91.36 (A-)</b>	<b>Q4: N/A</b>	
Program Census Information:		# Children in Care During Quarter: 8	# Placements During Quarter: 8	# Children in Care On Last Day: 5
	<b>Avg Performance All CCIs (%)</b>	<b>Provider Performance (%)*</b>	<b>Possible Points (Weight)</b>	<b>Provider Points Earned</b>
<b>OPM Monitoring Reviews</b>				
Annual Comprehensive Reviews	85%	88%	25	21.90
Safety Reviews	90%	88%	15	13.13
<b>Monitoring Sub-Total</b>			<b>40</b>	<b>35.03</b>
<b>CCI Safety Outcomes</b>				
Incidence of Maltreatment	0.41%	No Substantiated Reports	10	10.00
Staff Training/Foundations	96%	100%	5	5.00
Staff Safety Checks	92%	92%	5	4.60
<b>Safety Sub-Total</b>			<b>20</b>	<b>19.60</b>
<b>CCI Permanency Outcomes</b>				
Placement Stability	89%	88%	15	13.20
<b>Permanency Sub-Total</b>			<b>15</b>	<b>13.20</b>
<b>CCI Well-Being Outcomes</b>				
EPSDT Medical Visits	93%	100%	4	4.00
EPSDT Dental Visits	87%	100%	4	4.00
Academic Supports	81%	19%	3	0.57
Provider ECEM Visits	74%	63%	7	4.41
Provider General Contacts	75%	65%	7	4.55
Placements with Siblings	36%	60%	Not Scored	Not Scored
Placements within Legal County	14%	0%	Not Scored	Not Scored
<b>Well-Being Sub-Total</b>			<b>25</b>	<b>17.53</b>
*Performance calculation descriptions can be found in the FY 2019 RBWO PBP Measurements and Standards Guide.				

<b>Monitoring &amp; Outcomes: Possible Points = 100</b>		<b>Points Earned = 85.36</b>	
<b>Score Before Incentives Credit</b>			<b>85.36%</b>
<b>Incentives Awarded</b>			<b>6.00 pts</b>
<b>PBP Verification</b>			<b>N/A pts</b>
<b>Total Score</b>			<b>91.36%</b>



**DHS, DFCS, Office of Provider Management**  
**Performance-Based Placement Measures**  
**RBWO Provider GA+SCORECARD - CCI**  
**Report Quarter: Q3 FY2019**



**Provider/Program Name: CHRIS 180 Inc. - Sherwood (604) - CCI**

Program Census Information:		# Children in Care During Quarter: 8	# Placements During Quarter: 8	# Children in Care On Last Day: 5
CCI Incentive Credits	Avg Performance All CCIs (Points)	Provider Performance (%)*	Possible Points (Weight)	Provider Points Earned
Early EPSDT Medical Visits		Not Eligible	2	
Early EPSDT Dental Visits		Not Eligible	2	
Permanency Contacts		None Planned	5	
Additional Academic Supports		0%	2	0.00
HS Grad/GED/Prof or Trade Certificate/College		N/A	10/5/5/1	
EYSS Agreement		Not Eligible	5	
Community Connections		0%	4	0.00
Active Agency Accreditation		50%	4	2.00
Staff Clinical Licensure		0%	5	0.00
Behavior Management (threshold = 0)		100%	4	4.00
<b>Incentives Total</b>	<b>8.21</b>			<b>6.00</b>
Maximum total combined incentive credit allowed is 10 points.			<b>Incentives Awarded</b>	<b>6.00</b>

\*Performance calculation descriptions can be found in the FY 2019 RBWO PBP Measurements and Standards Guide.

**Child Protective Services Investigations and Dispositions**

The following investigations data, which is not used for scoring but is considered significant to a provider's performance, is from Georgia SHINES and is not considered final or complete until the end of the fiscal year.

Total Reports:	0
Number Screened In:	0
Number Screened Out:	0
Number Substantiated:	0
Number Unsubstantiated:	0
Number Active CPS Investigations:	0



**DHS, DFCS, Office of Provider Management**  
**Performance-Based Placement Measures**  
**RBWO Provider GA+SCORECARD - CCI**  
**Report Quarter: Q3 FY2019**



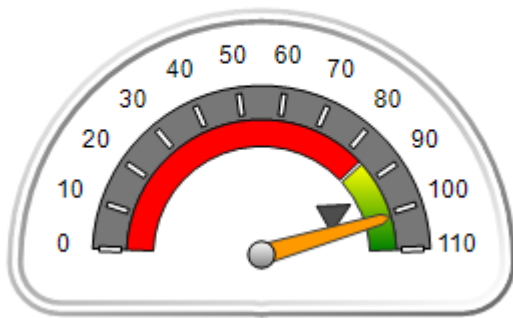
**Provider/Program Name: CHRIS 180 Inc. - Stephenson (605) - CCI**

<b>505 Stephenson Rd., Stone Mountain, GA 30087</b>	<b>Quarterly Scores (Grades)</b>		<b>Current Quarter Score (Grade)</b>
<b>Phone: (770) 413-0741</b>	<b>Q1: 84.89 (B)</b>	<b>Q2: 98.04 (A+)</b>	<b>101.02% (A+)</b>
<b>Vendor ID# 53061</b>	<b>Q3: 101.02 (A+)</b>	<b>Q4: N/A</b>	
Program Census Information:	# Children in Care During Quarter: 9	# Placements During Quarter: 9	# Children in Care On Last Day: 6

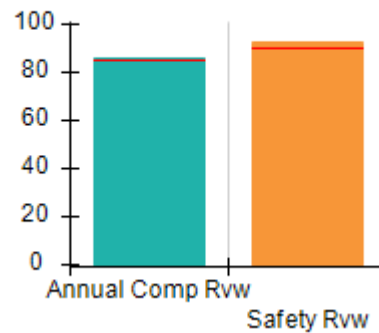
**Quarterly Provider Comparisons to All CCIs**

▼ — indicates average for all CCIs

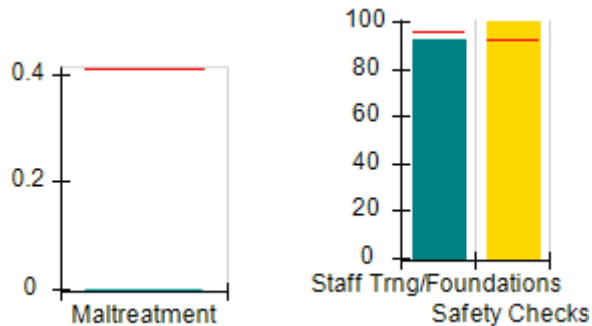
**Overall Score (%)**



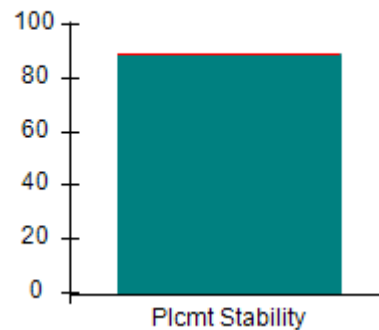
**OPM Monitoring Reviews (%)**



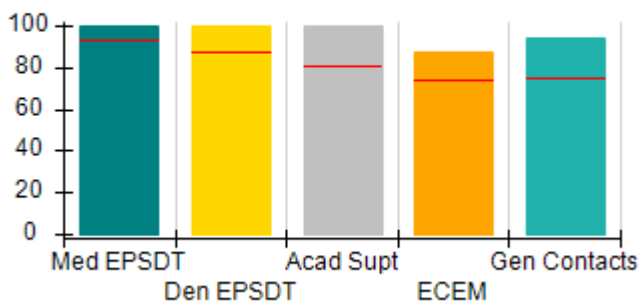
**Safety Outcomes (%)**



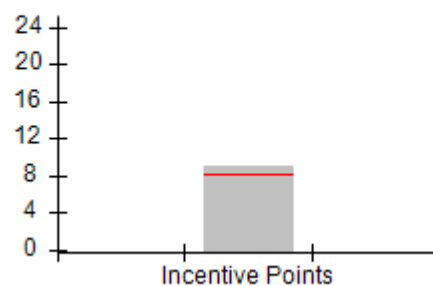
**Permanency Outcomes (%)**



**Well-Being Outcomes (%)**



**Incentives Earned (Points)**





DHS, DFCS, Office of Provider Management  
**Performance-Based Placement Measures**  
**RBWO Provider GA+SCORECARD - CCI**  
 Report Quarter: Q3 FY2019



**Provider/Program Name: CHRIS 180 Inc. - Stephenson (605) - CCI**

<b>505 Stephenson Rd., Stone Mountain, GA 30087</b>	<b>Quarterly Scores (Grades)</b>		<b>Current Quarter Score (Grade)</b>
<b>Phone: (770) 413-0741</b>	<b>Q1: 84.89 (B)</b>	<b>Q2: 98.04 (A+)</b>	<b>101.02% (A+)</b>
<b>Vendor ID# 53061</b>	<b>Q3: 101.02 (A+)</b>	<b>Q4: N/A</b>	

Program Census Information:	# Children in Care During Quarter: 9	# Placements During Quarter: 9	# Children in Care On Last Day: 6
-----------------------------	--------------------------------------	--------------------------------	-----------------------------------

	<b>Avg Performance All CCIs (%)</b>	<b>Provider Performance (%)*</b>	<b>Possible Points (Weight)</b>	<b>Provider Points Earned</b>
--	-------------------------------------	----------------------------------	---------------------------------	-------------------------------

**OPM Monitoring Reviews**

Annual Comprehensive Reviews	85%	86%	25	21.45
Safety Reviews	90%	93%	15	13.89
<b>Monitoring Sub-Total</b>			<b>40</b>	<b>35.34</b>

**CCI Safety Outcomes**

Incidence of Maltreatment	0.41%	No Substantiated Reports	10	10.00
Staff Training/Foundations	96%	92%	5	4.60
Staff Safety Checks	92%	100%	5	5.00
<b>Safety Sub-Total</b>			<b>20</b>	<b>19.60</b>

**CCI Permanency Outcomes**

Placement Stability	89%	89%	15	13.35
<b>Permanency Sub-Total</b>			<b>15</b>	<b>13.35</b>

**CCI Well-Being Outcomes**

EPSDT Medical Visits	93%	100%	4	4.00
EPSDT Dental Visits	87%	100%	4	4.00
Academic Supports	81%	100%	3	3.00
Provider ECEM Visits	74%	87%	7	6.09
Provider General Contacts	75%	94%	7	6.58
Placements with Siblings	36%	0%	Not Scored	Not Scored
Placements within Legal County	14%	33%	Not Scored	Not Scored
<b>Well-Being Sub-Total</b>			<b>25</b>	<b>23.67</b>

\*Performance calculation descriptions can be found in the FY 2019 RBWO PBP Measurements and Standards Guide.

<b>Monitoring &amp; Outcomes: Possible Points = 100</b>	<b>Points Earned = 91.96</b>
<b>Score Before Incentives Credit</b>	<b>91.96%</b>
<b>Incentives Awarded</b>	<b>9.06 pts</b>
<b>PBP Verification</b>	<b>N/A pts</b>
<b>Total Score</b>	<b>101.02%</b>



**DHS, DFCS, Office of Provider Management**  
**Performance-Based Placement Measures**  
**RBWO Provider GA+SCORECARD - CCI**  
**Report Quarter: Q3 FY2019**



**Provider/Program Name: CHRIS 180 Inc. - Stephenson (605) - CCI**

Program Census Information:		# Children in Care During Quarter: 9	# Placements During Quarter: 9	# Children in Care On Last Day: 6
CCI Incentive Credits	Avg Performance All CCIs (Points)	Provider Performance (%)*	Possible Points (Weight)	Provider Points Earned
Early EPSDT Medical Visits		Not Eligible	2	
Early EPSDT Dental Visits		100%	2	2.00
Permanency Contacts		0%	5	0.00
Additional Academic Supports		53%	2	1.06
HS Grad/GED/Prof or Trade Certificate/College		N/A	10/5/5/1	
EYSS Agreement		0%	5	0.00
Community Connections		0%	4	0.00
Active Agency Accreditation		50%	4	2.00
Staff Clinical Licensure		0%	5	0.00
Behavior Management (threshold = 0)		100%	4	4.00
<b>Incentives Total</b>	<b>8.21</b>			<b>9.06</b>
Maximum total combined incentive credit allowed is 10 points.			<b>Incentives Awarded</b>	<b>9.06</b>

\*Performance calculation descriptions can be found in the FY 2019 RBWO PBP Measurements and Standards Guide.

**Child Protective Services Investigations and Dispositions**

The following investigations data, which is not used for scoring but is considered significant to a provider's performance, is from Georgia SHINES and is not considered final or complete until the end of the fiscal year.

Total Reports:	0
Number Screened In:	0
Number Screened Out:	0
Number Substantiated:	0
Number Unsubstantiated:	0
Number Active CPS Investigations:	0





DHS, DFCS, Office of Provider Management  
**Performance-Based Placement Measures**  
**RBWO Provider GA+SCORECARD - CCI**



Report Quarter: Q3 FY2019

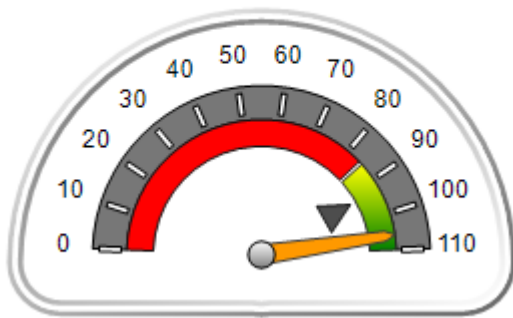
**Provider/Program Name: Christian City Home for Children - (585) - CCI**

7345 Red Oak Rd., Union City, GA 30291	Quarterly Scores (Grades)		Current Quarter Score (Grade)
Phone: 770-964-3309	Q1: 97.88 (A+)	Q2: 105.23 (A+)	<b>105.99%</b> <b>(A+)</b>
Vendor ID# 35284	Q3: 105.99 (A+)	Q4: N/A	
Program Census Information:	# Children in Care During Quarter: 14	# Placements During Quarter: 14	# Children in Care On Last Day: 10

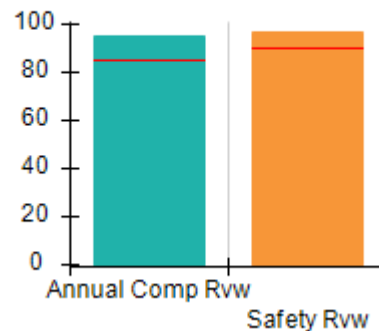
**Quarterly Provider Comparisons to All CCIs**

▼ — indicates average for all CCIs

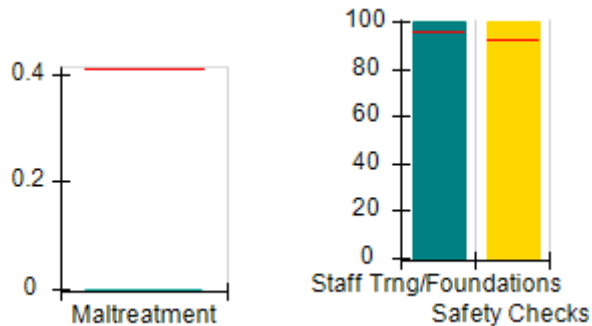
Overall Score (%)



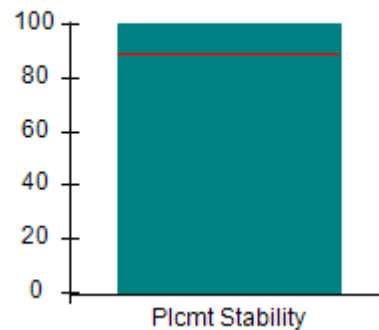
OPM Monitoring Reviews (%)



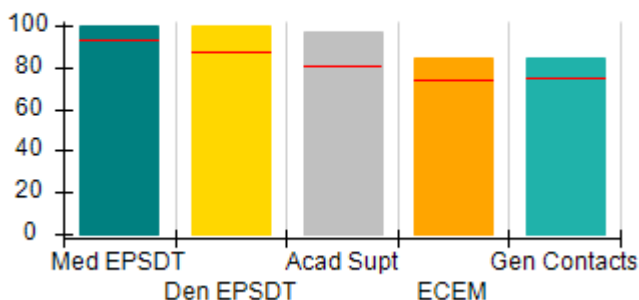
Safety Outcomes (%)



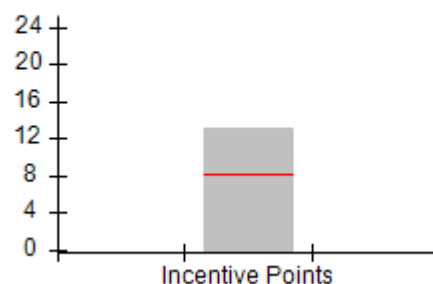
Permanency Outcomes (%)



Well-Being Outcomes (%)



Incentives Earned (Points)





DHS, DFCS, Office of Provider Management  
**Performance-Based Placement Measures**  
**RBWO Provider GA+SCORECARD - CCI**  
 Report Quarter: Q3 FY2019



Provider/Program Name: Christian City Home for Children - (585) - CCI				
7345 Red Oak Rd., Union City, GA 30291		Quarterly Scores (Grades)		Current Quarter Score (Grade)
Phone: 770-964-3309		Q1: 97.88 (A+)	Q2: 105.23 (A+)	<b>105.99%</b> <b>(A+)</b>
Vendor ID# 35284		Q3: 105.99 (A+)	Q4: N/A	
Program Census Information:		# Children in Care During Quarter: 14	# Placements During Quarter: 14	# Children in Care On Last Day: 10
	Avg Performance All CCIs (%)	Provider Performance (%)*	Possible Points (Weight)	Provider Points Earned
<b>OPM Monitoring Reviews</b>				
Annual Comprehensive Reviews	85%	95%	25	23.81
Safety Reviews	90%	97%	15	14.51
<b>Monitoring Sub-Total</b>			<b>40</b>	<b>38.32</b>
<b>CCI Safety Outcomes</b>				
Incidence of Maltreatment	0.41%	No Substantiated Reports	10	10.00
Staff Training/Foundations	96%	100%	5	5.00
Staff Safety Checks	92%	100%	5	5.00
<b>Safety Sub-Total</b>			<b>20</b>	<b>20.00</b>
<b>CCI Permanency Outcomes</b>				
Placement Stability	89%	100%	15	15.00
<b>Permanency Sub-Total</b>			<b>15</b>	<b>15.00</b>
<b>CCI Well-Being Outcomes</b>				
EPSDT Medical Visits	93%	100%	4	4.00
EPSDT Dental Visits	87%	100%	4	4.00
Academic Supports	81%	97%	3	2.91
Provider ECEM Visits	74%	84%	7	5.88
Provider General Contacts	75%	84%	7	5.88
Placements with Siblings	36%	68%	Not Scored	Not Scored
Placements within Legal County	14%	0%	Not Scored	Not Scored
<b>Well-Being Sub-Total</b>			<b>25</b>	<b>22.67</b>
*Performance calculation descriptions can be found in the FY 2019 RBWO PBP Measurements and Standards Guide.				

Monitoring & Outcomes: Possible Points = 100		Points Earned = 95.99	
Score Before Incentives Credit			95.99%
Incentives Awarded			10.00 pts
PBP Verification			0.00 pts
<b>Total Score</b>			<b>105.99%</b>



**DHS, DFCS, Office of Provider Management**  
**Performance-Based Placement Measures**  
**RBWO Provider GA+SCORECARD - CCI**  
**Report Quarter: Q3 FY2019**



**Provider/Program Name: Christian City Home for Children - (585) - CCI**

Program Census Information:		# Children in Care During Quarter: 14	# Placements During Quarter: 14	# Children in Care On Last Day: 10
CCI Incentive Credits	Avg Performance All CCIs (Points)	Provider Performance (%)*	Possible Points (Weight)	Provider Points Earned
Early EPSDT Medical Visits		Not Eligible	2	
Early EPSDT Dental Visits		57%	2	1.14
Permanency Contacts		100%	5	5.00
Additional Academic Supports		48%	2	0.96
HS Grad/GED/Prof or Trade Certificate/College		N/A	10/5/5/1	
EYSS Agreement		Not Eligible	5	
Community Connections		0%	4	0.00
Active Agency Accreditation		50%	4	2.00
Staff Clinical Licensure		0%	5	0.00
Behavior Management (threshold = 0)		100%	4	4.00
<b>Incentives Total</b>	<b>8.21</b>			<b>13.10</b>
Maximum total combined incentive credit allowed is 10 points.			<b>Incentives Awarded</b>	<b>10.00</b>

\*Performance calculation descriptions can be found in the FY 2019 RBWO PBP Measurements and Standards Guide.

**Child Protective Services Investigations and Dispositions**

The following investigations data, which is not used for scoring but is considered significant to a provider's performance, is from Georgia SHINES and is not considered final or complete until the end of the fiscal year.

Total Reports:	0
Number Screened In:	0
Number Screened Out:	0
Number Substantiated:	0
Number Unsubstantiated:	0
Number Active CPS Investigations:	0

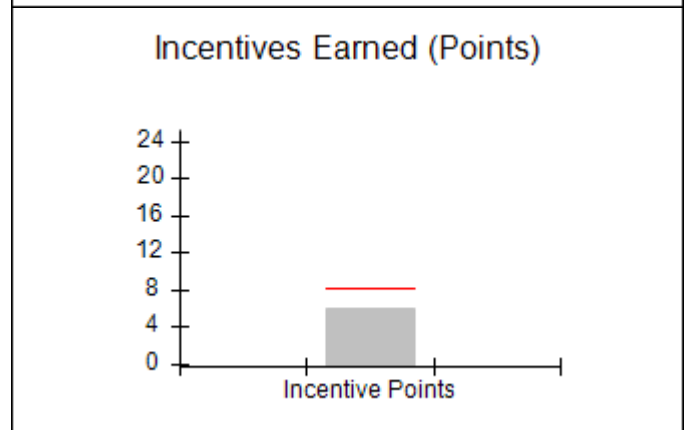
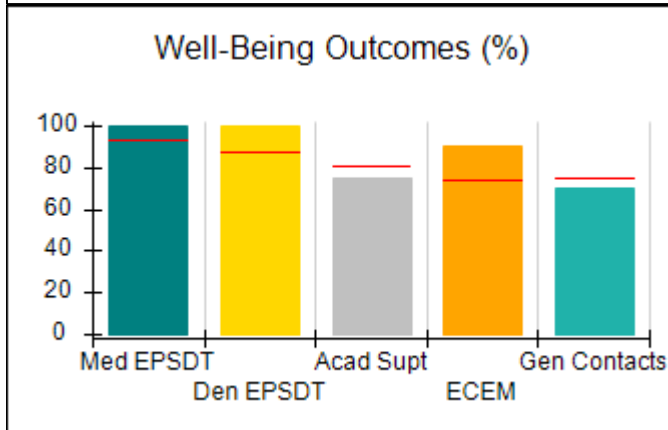
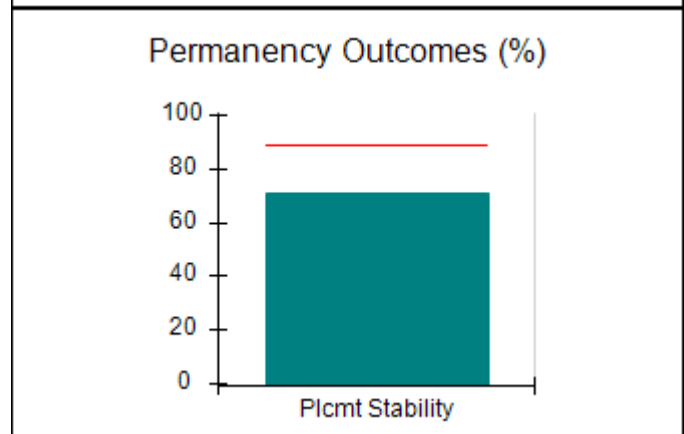
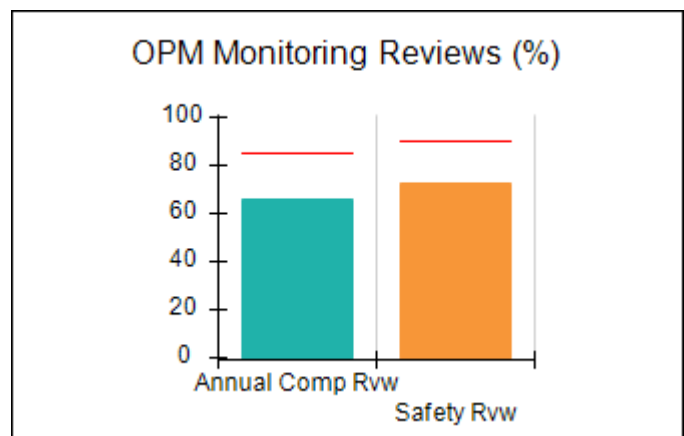
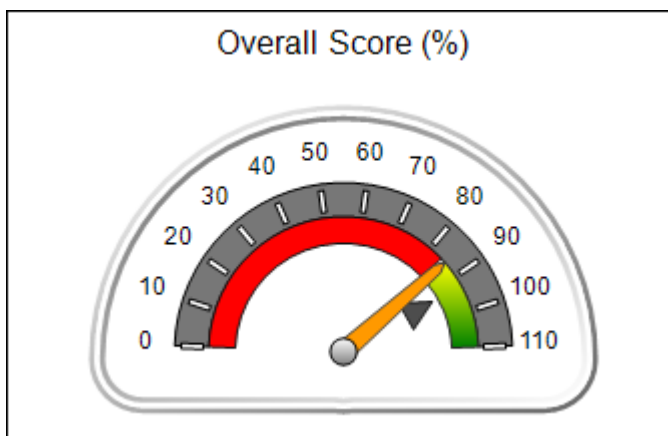


**DHS, DFCS, Office of Provider Management**  
**Performance-Based Placement Measures**  
**RBWO Provider GA+SCORECARD - CCI**  
**Report Quarter: Q3 FY2019**



Provider/Program Name: Community Growth Children's Academy - (5169) - CCI			
344 Roberts Road, Barnesville, GA 30204	Quarterly Scores (Grades)		Current Quarter Score (Grade)
Phone: 770-584-6276	Q1: 94.98 (A)	Q2: 87.86 (B+)	<b>85.42%</b> <b>(B)</b>
Vendor ID# 116932	Q3: 85.42 (B)	Q4: N/A	
Program Census Information:	# Children in Care During Quarter: 7	# Placements During Quarter: 7	# Children in Care On Last Day: 3
Quarterly Provider Comparisons to All CCIs			

▼ — indicates average for all CCIs





DHS, DFCS, Office of Provider Management  
**Performance-Based Placement Measures**  
**RBWO Provider GA+SCORECARD - CCI**  
 Report Quarter: Q3 FY2019



<b>Provider/Program Name: Community Growth Children's Academy - (5169) - CCI</b>				
<b>344 Roberts Road, Barnesville, GA 30204</b>		<b>Quarterly Scores (Grades)</b>		<b>Current Quarter Score (Grade)</b>
<b>Phone: 770-584-6276</b>		<b>Q1: 94.98 (A)</b>	<b>Q2: 87.86 (B+)</b>	<b>85.42% (B)</b>
<b>Vendor ID# 116932</b>		<b>Q3: 85.42 (B)</b>	<b>Q4: N/A</b>	
Program Census Information:		# Children in Care During Quarter: 7	# Placements During Quarter: 7	# Children in Care On Last Day: 3
	<b>Avg Performance All CCIs (%)</b>	<b>Provider Performance (%)*</b>	<b>Possible Points (Weight)</b>	<b>Provider Points Earned</b>
<b>OPM Monitoring Reviews</b>				
Annual Comprehensive Reviews	85%	66%	25	16.46
Safety Reviews	90%	72%	15	10.87
<b>Monitoring Sub-Total</b>			<b>40</b>	<b>27.32</b>
<b>CCI Safety Outcomes</b>				
Incidence of Maltreatment	0.41%	No Substantiated Reports	10	10.00
Staff Training/Foundations	96%	100%	5	5.00
Staff Safety Checks	92%	100%	5	5.00
<b>Safety Sub-Total</b>			<b>20</b>	<b>20.00</b>
<b>CCI Permanency Outcomes</b>				
Placement Stability	89%	71%	15	10.65
<b>Permanency Sub-Total</b>			<b>15</b>	<b>10.65</b>
<b>CCI Well-Being Outcomes</b>				
EPSDT Medical Visits	93%	100%	4	4.00
EPSDT Dental Visits	87%	100%	4	4.00
Academic Supports	81%	75%	3	2.25
Provider ECEM Visits	74%	90%	7	6.30
Provider General Contacts	75%	70%	7	4.90
Placements with Siblings	36%	0%	Not Scored	Not Scored
Placements within Legal County	14%	0%	Not Scored	Not Scored
<b>Well-Being Sub-Total</b>			<b>25</b>	<b>21.45</b>
*Performance calculation descriptions can be found in the FY 2019 RBWO PBP Measurements and Standards Guide.				

<b>Monitoring &amp; Outcomes: Possible Points = 100</b>		<b>Points Earned = 79.42</b>	
<b>Score Before Incentives Credit</b>			<b>79.42%</b>
<b>Incentives Awarded</b>			<b>6.00 pts</b>
<b>PBP Verification</b>			<b>N/A pts</b>
<b>Total Score</b>			<b>85.42%</b>



**DHS, DFCS, Office of Provider Management**  
**Performance-Based Placement Measures**  
**RBWO Provider GA+SCORECARD - CCI**  
**Report Quarter: Q3 FY2019**



**Provider/Program Name: Community Growth Children's Academy - (5169) - CCI**

Program Census Information:		# Children in Care During Quarter: 7	# Placements During Quarter: 7	# Children in Care On Last Day: 3
CCI Incentive Credits	Avg Performance All CCIs (Points)	Provider Performance (%)*	Possible Points (Weight)	Provider Points Earned
Early EPSDT Medical Visits		Not Eligible	2	
Early EPSDT Dental Visits		100%	2	2.00
Permanency Contacts		None Planned	5	
Additional Academic Supports		0%	2	0.00
HS Grad/GED/Prof or Trade Certificate/College		N/A	10/5/5/1	
EYSS Agreement		Not Eligible	5	
Community Connections		0%	4	0.00
Active Agency Accreditation		0%	4	0.00
Staff Clinical Licensure		0%	5	0.00
Behavior Management (threshold = 0)		100%	4	4.00
<b>Incentives Total</b>	<b>8.21</b>			<b>6.00</b>
Maximum total combined incentive credit allowed is 10 points.			<b>Incentives Awarded</b>	<b>6.00</b>

\*Performance calculation descriptions can be found in the FY 2019 RBWO PBP Measurements and Standards Guide.

**Child Protective Services Investigations and Dispositions**

The following investigations data, which is not used for scoring but is considered significant to a provider's performance, is from Georgia SHINES and is not considered final or complete until the end of the fiscal year.

Total Reports:	1
Number Screened In:	1
Number Screened Out:	0
Number Substantiated:	0
Number Unsubstantiated:	0
Number Active CPS Investigations:	1

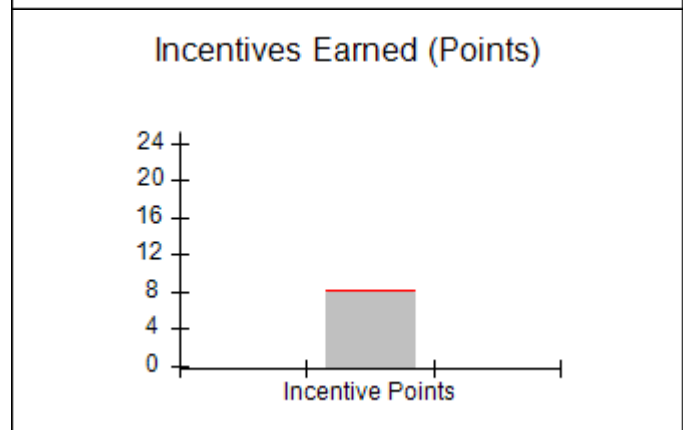
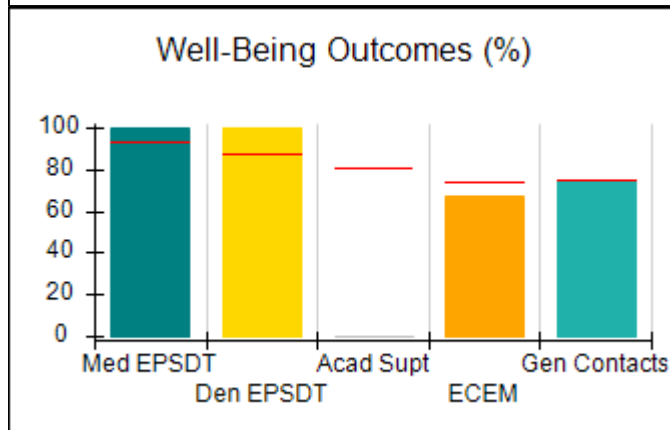
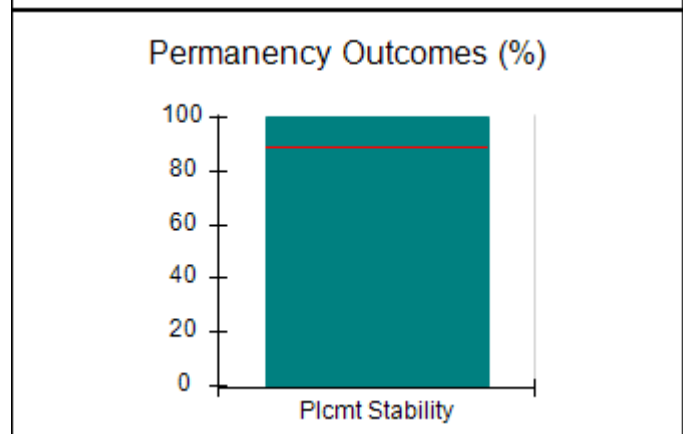
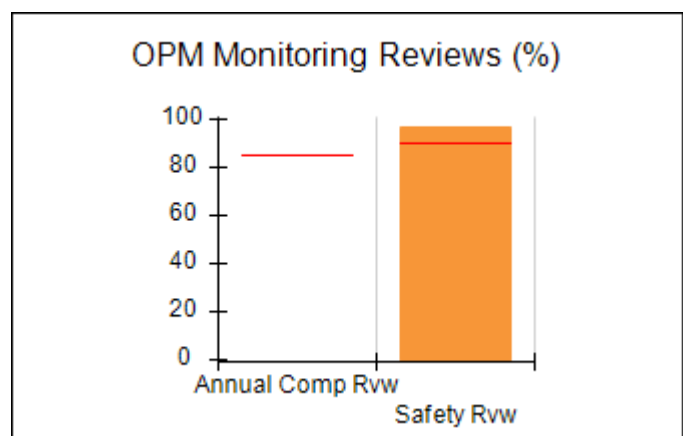
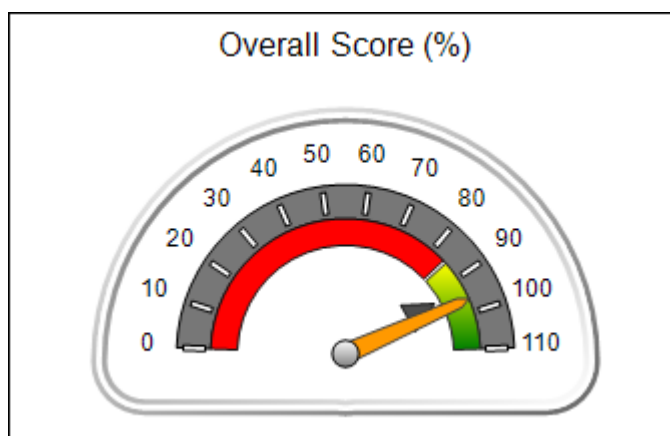


**DHS, DFCS, Office of Provider Management**  
**Performance-Based Placement Measures**  
**RBWO Provider GA+SCORECARD - CCI**  
**Report Quarter: Q3 FY2019**



<b>Provider/Program Name: Continuous Growth - (5346) - CCI</b>			
<b>4015 Fleming Road, Albany, GA 31705</b>	<b>Quarterly Scores (Grades)</b>		<b>Current Quarter Score (Grade)</b>
<b>Phone: 404-439-4260</b>	<b>Q1: 108.50 (A+)</b>	<b>Q2: 101.00 (A+)</b>	<b>96.32% (A)</b>
<b>Vendor ID# 159952</b>	<b>Q3: 96.32 (A)</b>	<b>Q4: N/A</b>	
Program Census Information:	# Children in Care During Quarter: 4	# Placements During Quarter: 4	# Children in Care On Last Day: 3
<b>Quarterly Provider Comparisons to All CCIs</b>			

▼ — indicates average for all CCIs





DHS, DFCS, Office of Provider Management  
**Performance-Based Placement Measures**  
**RBWO Provider GA+SCORECARD - CCI**  
 Report Quarter: Q3 FY2019



Provider/Program Name: Continuous Growth - (5346) - CCI				
4015 Fleming Road, Albany, GA 31705		Quarterly Scores (Grades)		Current Quarter Score (Grade)
Phone: 404-439-4260		Q1: 108.50 (A+)	Q2: 101.00 (A+)	<b>96.32%</b> <b>(A)</b>
Vendor ID# 159952		Q3: 96.32 (A)	Q4: N/A	
Program Census Information:		# Children in Care During Quarter: 4	# Placements During Quarter: 4	# Children in Care On Last Day: 3
	Avg Performance All CCIs (%)	Provider Performance (%)*	Possible Points (Weight)	Provider Points Earned
<b>OPM Monitoring Reviews</b>				
Annual Comprehensive Reviews	85%	Not Yet Conducted		
Safety Reviews	90%	97%	15	14.50
<b>Monitoring Sub-Total</b>			<b>15</b>	<b>14.50</b>
<b>CCI Safety Outcomes</b>				
Incidence of Maltreatment	0.41%	No Substantiated Reports	10	10.00
Staff Training/Foundations	96%	88%	5	4.40
Staff Safety Checks	92%	88%	5	4.40
<b>Safety Sub-Total</b>			<b>20</b>	<b>18.80</b>
<b>CCI Permanency Outcomes</b>				
Placement Stability	89%	100%	15	15.00
<b>Permanency Sub-Total</b>			<b>15</b>	<b>15.00</b>
<b>CCI Well-Being Outcomes</b>				
EPSDT Medical Visits	93%	100%	4	4.00
EPSDT Dental Visits	87%	100%	4	4.00
Academic Supports	81%	0%	3	0.00
Provider ECEM Visits	74%	67%	7	4.69
Provider General Contacts	75%	75%	7	5.25
Placements with Siblings	36%	63%	Not Scored	Not Scored
Placements within Legal County	14%	0%	Not Scored	Not Scored
<b>Well-Being Sub-Total</b>			<b>25</b>	<b>17.94</b>
*Performance calculation descriptions can be found in the FY 2019 RBWO PBP Measurements and Standards Guide.				

Monitoring & Outcomes: Possible Points = 75		Points Earned = 66.24	
Score Before Incentives Credit			<b>88.32%</b>
Incentives Awarded			<b>8.00 pts</b>
PBP Verification			<b>N/A pts</b>
<b>Total Score</b>			<b>96.32%</b>





**DHS, DFCS, Office of Provider Management**  
**Performance-Based Placement Measures**  
**RBWO Provider GA+SCORECARD - CCI**  
**Report Quarter: Q3 FY2019**



**Provider/Program Name: Continuous Growth - (5346) - CCI**

Program Census Information:		# Children in Care During Quarter: 4	# Placements During Quarter: 4	# Children in Care On Last Day: 3
CCI Incentive Credits	Avg Performance All CCIs (Points)	Provider Performance (%)*	Possible Points (Weight)	Provider Points Earned
Early EPSDT Medical Visits		100%	2	2.00
Early EPSDT Dental Visits		100%	2	2.00
Permanency Contacts		0%	5	0.00
Additional Academic Supports		0%	2	0.00
HS Grad/GED/Prof or Trade Certificate/College		N/A	10/5/5/1	
EYSS Agreement		Not Eligible	5	
Community Connections		0%	4	0.00
Active Agency Accreditation		0%	4	0.00
Staff Clinical Licensure		0%	5	0.00
Behavior Management (threshold = 0)		100%	4	4.00
<b>Incentives Total</b>	<b>8.21</b>			<b>8.00</b>
Maximum total combined incentive credit allowed is 10 points.			<b>Incentives Awarded</b>	<b>8.00</b>

\*Performance calculation descriptions can be found in the FY 2019 RBWO PBP Measurements and Standards Guide.

**Child Protective Services Investigations and Dispositions**

The following investigations data, which is not used for scoring but is considered significant to a provider's performance, is from Georgia SHINES and is not considered final or complete until the end of the fiscal year.

Total Reports:	0
Number Screened In:	0
Number Screened Out:	0
Number Substantiated:	0
Number Unsubstantiated:	0
Number Active CPS Investigations:	0

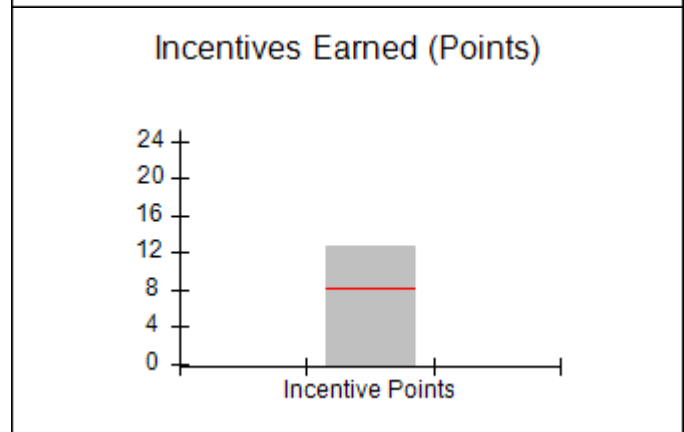
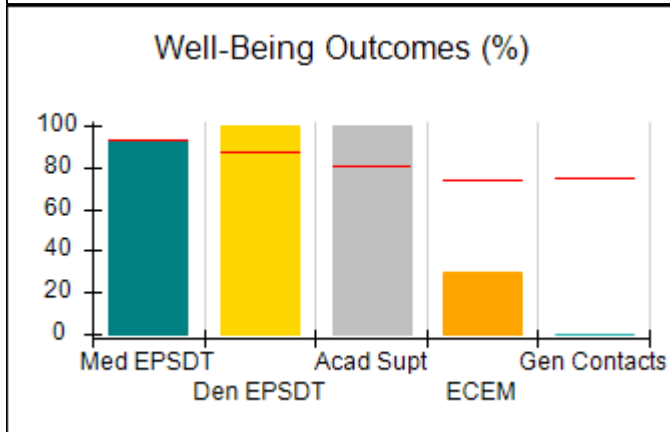
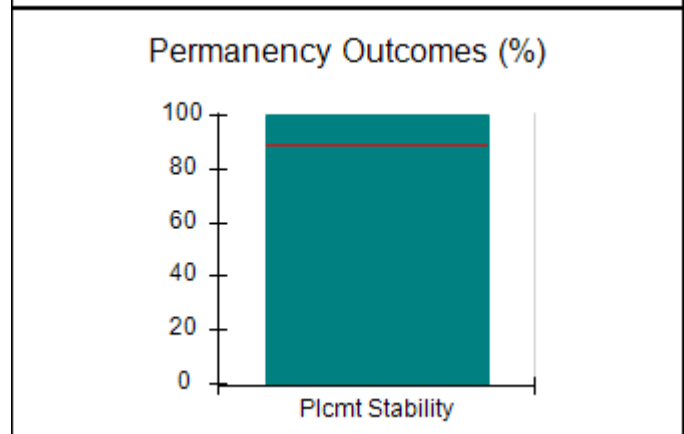
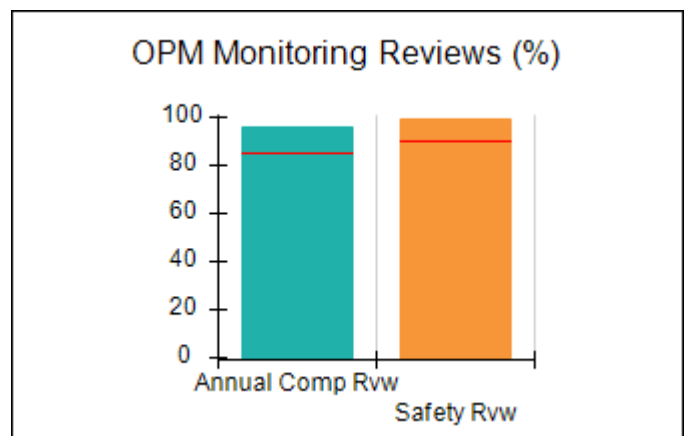
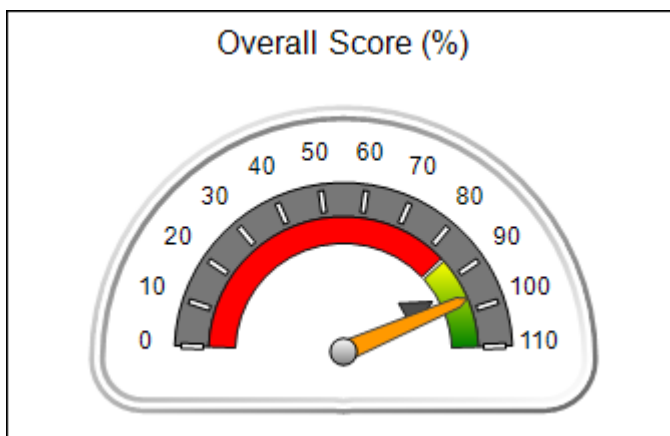


DHS, DFCS, Office of Provider Management  
**Performance-Based Placement Measures**  
**RBWO Provider GA+SCORECARD - CCI**  
 Report Quarter: Q3 FY2019



Provider/Program Name: Deloach Group Home - (619) - CCI			
282 Anchor Rd., Ludowici, GA 31316	Quarterly Scores (Grades)		Current Quarter Score (Grade)
Phone: 912-545-9458	Q1: 93.68 (A-)	Q2: 94.67 (A)	96.75% (A)
Vendor ID# 35304	Q3: 96.75 (A)	Q4: N/A	
Program Census Information:	# Children in Care During Quarter: 15	# Placements During Quarter: 15	# Children in Care On Last Day: 12
Quarterly Provider Comparisons to All CCIs			

▼ — indicates average for all CCIs





DHS, DFCS, Office of Provider Management  
**Performance-Based Placement Measures**  
**RBWO Provider GA+SCORECARD - CCI**  
 Report Quarter: Q3 FY2019



Provider/Program Name: Deloach Group Home - (619) - CCI				
282 Anchor Rd., Ludowici, GA 31316		Quarterly Scores (Grades)		Current Quarter Score (Grade)
Phone: 912-545-9458		Q1: 93.68 (A-)	Q2: 94.67 (A)	<b>96.75%</b> <b>(A)</b>
Vendor ID# 35304		Q3: 96.75 (A)	Q4: N/A	
Program Census Information:		# Children in Care During Quarter: 15	# Placements During Quarter: 15	# Children in Care On Last Day: 12
	Avg Performance All CCIs (%)	Provider Performance (%)*	Possible Points (Weight)	Provider Points Earned
<b>OPM Monitoring Reviews</b>				
Annual Comprehensive Reviews	85%	96%	25	24.02
Safety Reviews	90%	99%	15	14.92
<b>Monitoring Sub-Total</b>			<b>40</b>	<b>38.93</b>
<b>CCI Safety Outcomes</b>				
Incidence of Maltreatment	0.41%	No Substantiated Reports	10	10.00
Staff Training/Foundations	96%	100%	5	5.00
Staff Safety Checks	92%	100%	5	5.00
<b>Safety Sub-Total</b>			<b>20</b>	<b>20.00</b>
<b>CCI Permanency Outcomes</b>				
Placement Stability	89%	100%	15	15.00
<b>Permanency Sub-Total</b>			<b>15</b>	<b>15.00</b>
<b>CCI Well-Being Outcomes</b>				
EPSDT Medical Visits	93%	93%	4	3.72
EPSDT Dental Visits	87%	100%	4	4.00
Academic Supports	81%	100%	3	3.00
Provider ECEM Visits	74%	30%	7	2.10
Provider General Contacts	75%	0%	7	0.00
Placements with Siblings	36%	0%	Not Scored	Not Scored
Placements within Legal County	14%	Not Eligible	Not Scored	Not Scored
<b>Well-Being Sub-Total</b>			<b>25</b>	<b>12.82</b>
*Performance calculation descriptions can be found in the FY 2019 RBWO PBP Measurements and Standards Guide.				

<b>Monitoring &amp; Outcomes: Possible Points = 100</b>		<b>Points Earned = 86.75</b>	
<b>Score Before Incentives Credit</b>			<b>86.75%</b>
<b>Incentives Awarded</b>			<b>10.00 pts</b>
<b>PBP Verification</b>			<b>N/A pts</b>
<b>Total Score</b>			<b>96.75%</b>



**DHS, DFCS, Office of Provider Management**  
**Performance-Based Placement Measures**  
**RBWO Provider GA+SCORECARD - CCI**  
**Report Quarter: Q3 FY2019**



**Provider/Program Name: Deloach Group Home - (619) - CCI**

Program Census Information:		# Children in Care During Quarter: 15	# Placements During Quarter: 15	# Children in Care On Last Day: 12
CCI Incentive Credits	Avg Performance All CCIs (Points)	Provider Performance (%)*	Possible Points (Weight)	Provider Points Earned
Early EPSDT Medical Visits		0%	2	0.00
Early EPSDT Dental Visits		100%	2	2.00
Permanency Contacts		24%	5	1.20
Additional Academic Supports		78%	2	1.56
HS Grad/GED/Prof or Trade Certificate/College		N/A	10/5/5/1	
EYSS Agreement		Not Eligible	5	
Community Connections		100%	4	4.00
Active Agency Accreditation		0%	4	0.00
Staff Clinical Licensure		0%	5	0.00
Behavior Management (threshold = 0)		100%	4	4.00
<b>Incentives Total</b>	<b>8.21</b>			<b>12.76</b>
Maximum total combined incentive credit allowed is 10 points.			<b>Incentives Awarded</b>	<b>10.00</b>

\*Performance calculation descriptions can be found in the FY 2019 RBWO PBP Measurements and Standards Guide.

**Child Protective Services Investigations and Dispositions**

The following investigations data, which is not used for scoring but is considered significant to a provider's performance, is from Georgia SHINES and is not considered final or complete until the end of the fiscal year.

Total Reports:	0
Number Screened In:	0
Number Screened Out:	0
Number Substantiated:	0
Number Unsubstantiated:	0
Number Active CPS Investigations:	0

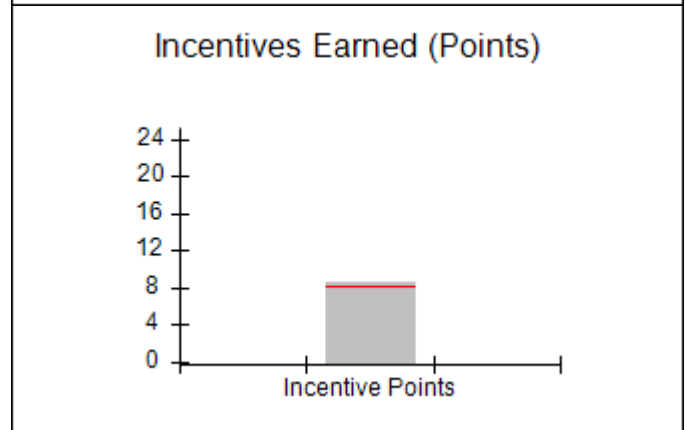
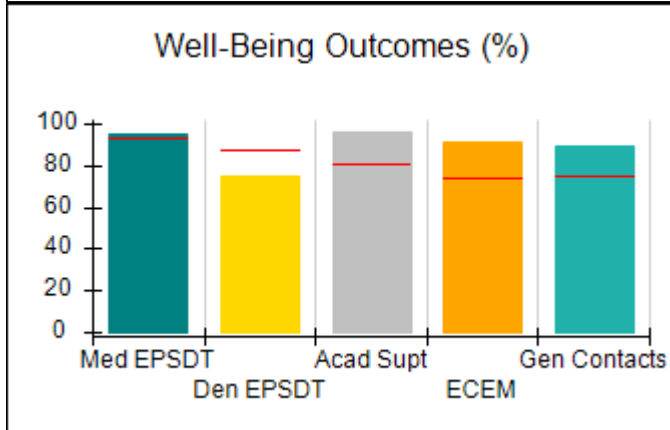
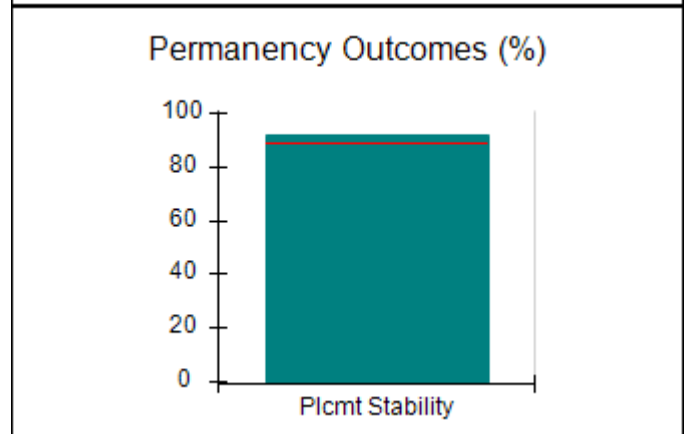
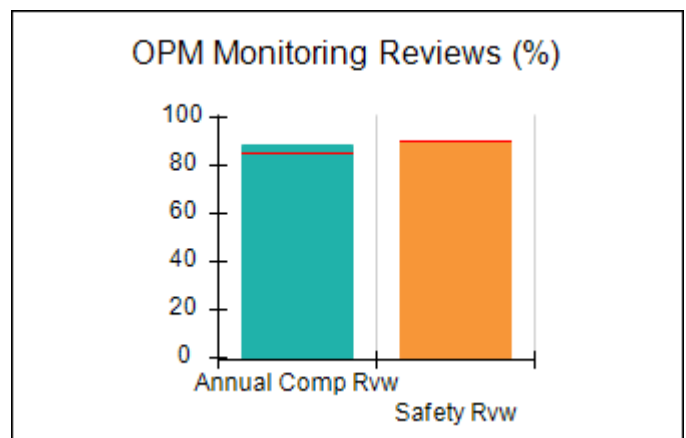
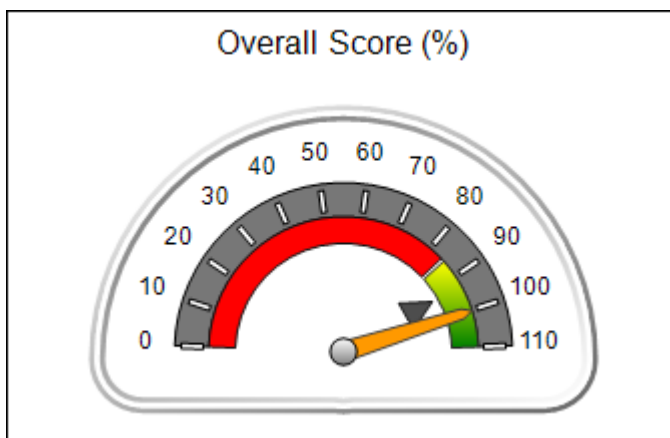


DHS, DFCS, Office of Provider Management  
**Performance-Based Placement Measures**  
**RBWO Provider GA+SCORECARD - CCI**  
 Report Quarter: Q3 FY2019



Provider/Program Name: Devereux GA Treatment Network - MAAC Plus (5134) - CCI			
1291 Stanley Road, Kennesaw, GA 30512	Quarterly Scores (Grades)		Current Quarter Score (Grade)
Phone: 770-738-2644	Q1: 101.04 (A+)	Q2: 101.73 (A+)	<b>100.26%</b> <b>(A+)</b>
Vendor ID# 114150	Q3: 100.26 (A+)	Q4: N/A	
Program Census Information:	# Children in Care During Quarter: 25	# Placements During Quarter: 25	# Children in Care On Last Day: 17
Quarterly Provider Comparisons to All CCIs			

▼ — indicates average for all CCIs





DHS, DFCS, Office of Provider Management  
**Performance-Based Placement Measures**  
**RBWO Provider GA+SCORECARD - CCI**  
 Report Quarter: Q3 FY2019



Provider/Program Name: Devereux GA Treatment Network - MAAC Plus (5134) - CCI				
1291 Stanley Road, Kennesaw, GA 30512		Quarterly Scores (Grades)		Current Quarter Score (Grade)
Phone: 770-738-2644		Q1: 101.04 (A+)	Q2: 101.73 (A+)	<b>100.26%</b> <b>(A+)</b>
Vendor ID# 114150		Q3: 100.26 (A+)	Q4: N/A	
Program Census Information:		# Children in Care During Quarter: 25	# Placements During Quarter: 25	# Children in Care On Last Day: 17
	Avg Performance All CCIs (%)	Provider Performance (%)*	Possible Points (Weight)	Provider Points Earned
<b>OPM Monitoring Reviews</b>				
Annual Comprehensive Reviews	85%	89%	25	22.18
Safety Reviews	90%	90%	15	13.53
<b>Monitoring Sub-Total</b>			<b>40</b>	<b>35.71</b>
<b>CCI Safety Outcomes</b>				
Incidence of Maltreatment	0.41%	No Substantiated Reports	10	10.00
Staff Training/Foundations	96%	100%	5	5.00
Staff Safety Checks	92%	100%	5	5.00
<b>Safety Sub-Total</b>			<b>20</b>	<b>20.00</b>
<b>CCI Permanency Outcomes</b>				
Placement Stability	89%	92%	15	13.80
<b>Permanency Sub-Total</b>			<b>15</b>	<b>13.80</b>
<b>CCI Well-Being Outcomes</b>				
EPSDT Medical Visits	93%	95%	4	3.80
EPSDT Dental Visits	87%	75%	4	3.00
Academic Supports	81%	96%	3	2.88
Provider ECEM Visits	74%	91%	7	6.37
Provider General Contacts	75%	89%	7	6.23
Placements with Siblings	36%	0%	Not Scored	Not Scored
Placements within Legal County	14%	0%	Not Scored	Not Scored
<b>Well-Being Sub-Total</b>			<b>25</b>	<b>22.28</b>
*Performance calculation descriptions can be found in the FY 2019 RBWO PBP Measurements and Standards Guide.				

Monitoring & Outcomes: Possible Points = 100		Points Earned = 91.79	
Score Before Incentives Credit			91.79%
Incentives Awarded			8.47 pts
PBP Verification			N/A pts
<b>Total Score</b>			<b>100.26%</b>



**DHS, DFCS, Office of Provider Management**  
**Performance-Based Placement Measures**  
**RBWO Provider GA+SCORECARD - CCI**  
**Report Quarter: Q3 FY2019**



**Provider/Program Name: Devereux GA Treatment Network - MAAC Plus (5134) - CCI**

Program Census Information:		# Children in Care During Quarter: 25	# Placements During Quarter: 25	# Children in Care On Last Day: 17
CCI Incentive Credits	Avg Performance All CCIs (Points)	Provider Performance (%)*	Possible Points (Weight)	Provider Points Earned
Early EPSDT Medical Visits		50%	2	1.00
Early EPSDT Dental Visits		44%	2	0.88
Permanency Contacts		11%	5	0.55
Additional Academic Supports		2%	2	0.04
HS Grad/GED/Prof or Trade Certificate/College		N/A	10/5/5/1	
EYSS Agreement		Not Eligible	5	
Community Connections		0%	4	0.00
Active Agency Accreditation		50%	4	2.00
Staff Clinical Licensure		0%	5	0.00
Behavior Management (threshold = 0)		100%	4	4.00
<b>Incentives Total</b>	<b>8.21</b>			<b>8.47</b>
Maximum total combined incentive credit allowed is 10 points.			<b>Incentives Awarded</b>	<b>8.47</b>

\*Performance calculation descriptions can be found in the FY 2019 RBWO PBP Measurements and Standards Guide.

**Child Protective Services Investigations and Dispositions**

The following investigations data, which is not used for scoring but is considered significant to a provider's performance, is from Georgia SHINES and is not considered final or complete until the end of the fiscal year.

Total Reports:	0
Number Screened In:	0
Number Screened Out:	0
Number Substantiated:	0
Number Unsubstantiated:	2
Number Active CPS Investigations:	-2



DHS, DFCS, Office of Provider Management  
**Performance-Based Placement Measures**  
**RBWO Provider GA+SCORECARD - CCI**  
Report Quarter: Q3 FY2019



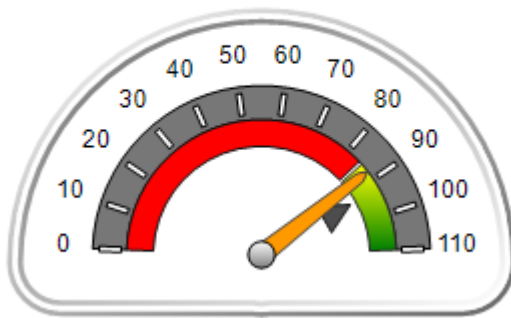
**Provider/Program Name: Elite Residential Care Home, LLC - (5327) - CCI**

25 Patch Dr., Columbus, GA 31903	Quarterly Scores (Grades)		Current Quarter Score (Grade)
Phone: 706-221-2970	Q1: 97.55 (A+)	Q2: 90.81 (A-)	<b>87.48%</b> <b>(B+)</b>
Vendor ID# 155008	Q3: 87.48 (B+)	Q4: N/A	
Program Census Information:	# Children in Care During Quarter: 6	# Placements During Quarter: 6	# Children in Care On Last Day: 5

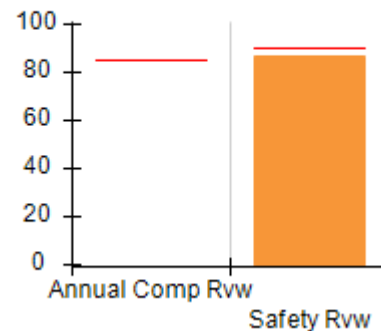
**Quarterly Provider Comparisons to All CCIs**

▼ — indicates average for all CCIs

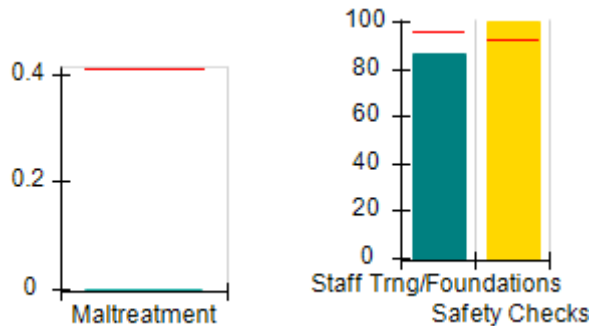
Overall Score (%)



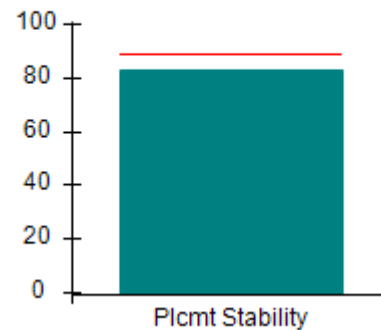
OPM Monitoring Reviews (%)



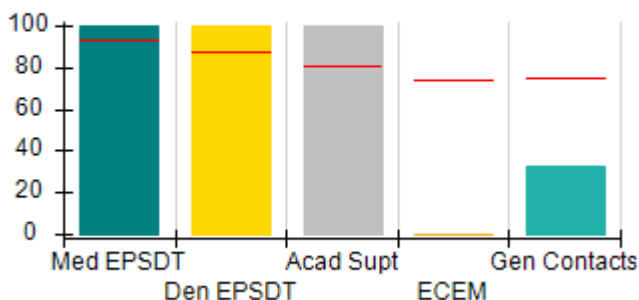
Safety Outcomes (%)



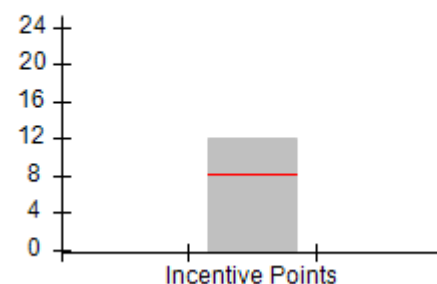
Permanency Outcomes (%)



Well-Being Outcomes (%)



Incentives Earned (Points)







DHS, DFCS, Office of Provider Management  
**Performance-Based Placement Measures**  
**RBWO Provider GA+SCORECARD - CCI**  
 Report Quarter: Q3 FY2019



<b>Provider/Program Name: Elite Residential Care Home, LLC - (5327) - CCI</b>				
<b>25 Patch Dr., Columbus, GA 31903</b>		<b>Quarterly Scores (Grades)</b>		<b>Current Quarter Score (Grade)</b>
<b>Phone: 706-221-2970</b>		<b>Q1: 97.55 (A+)</b>	<b>Q2: 90.81 (A-)</b>	<b>87.48% (B+)</b>
<b>Vendor ID# 155008</b>		<b>Q3: 87.48 (B+)</b>	<b>Q4: N/A</b>	
Program Census Information:		# Children in Care During Quarter: 6	# Placements During Quarter: 6	# Children in Care On Last Day: 5
	<b>Avg Performance All CCIs (%)</b>	<b>Provider Performance (%)*</b>	<b>Possible Points (Weight)</b>	<b>Provider Points Earned</b>
<b>OPM Monitoring Reviews</b>				
Annual Comprehensive Reviews	85%	Not Yet Conducted		
Safety Reviews	90%	87%	15	13.05
<b>Monitoring Sub-Total</b>			<b>15</b>	<b>13.05</b>
<b>CCI Safety Outcomes</b>				
Incidence of Maltreatment	0.41%	No Substantiated Reports	10	10.00
Staff Training/Foundations	96%	86%	5	4.30
Staff Safety Checks	92%	100%	5	5.00
<b>Safety Sub-Total</b>			<b>20</b>	<b>19.30</b>
<b>CCI Permanency Outcomes</b>				
Placement Stability	89%	83%	15	12.45
<b>Permanency Sub-Total</b>			<b>15</b>	<b>12.45</b>
<b>CCI Well-Being Outcomes</b>				
EPSDT Medical Visits	93%	100%	4	4.00
EPSDT Dental Visits	87%	100%	4	4.00
Academic Supports	81%	100%	3	3.00
Provider ECEM Visits	74%	0%	7	0.00
Provider General Contacts	75%	33%	7	2.31
Placements with Siblings	36%	0%	Not Scored	Not Scored
Placements within Legal County	14%	0%	Not Scored	Not Scored
<b>Well-Being Sub-Total</b>			<b>25</b>	<b>13.31</b>
*Performance calculation descriptions can be found in the FY 2019 RBWO PBP Measurements and Standards Guide.				

<b>Monitoring &amp; Outcomes: Possible Points = 75</b>		<b>Points Earned = 58.11</b>	
<b>Score Before Incentives Credit</b>			<b>77.48%</b>
<b>Incentives Awarded</b>			<b>10.00 pts</b>
<b>PBP Verification</b>			<b>N/A pts</b>
<b>Total Score</b>			<b>87.48%</b>



**DHS, DFCS, Office of Provider Management**  
**Performance-Based Placement Measures**  
**RBWO Provider GA+SCORECARD - CCI**  
**Report Quarter: Q3 FY2019**



**Provider/Program Name: Elite Residential Care Home, LLC - (5327) - CCI**

Program Census Information:		# Children in Care During Quarter: 6	# Placements During Quarter: 6	# Children in Care On Last Day: 5
CCI Incentive Credits	Avg Performance All CCIs (Points)	Provider Performance (%)*	Possible Points (Weight)	Provider Points Earned
Early EPSDT Medical Visits		100%	2	2.00
Early EPSDT Dental Visits		Not Eligible	2	
Permanency Contacts		None Planned	5	
Additional Academic Supports		100%	2	2.00
HS Grad/GED/Prof or Trade Certificate/College		N/A	10/5/5/1	
EYSS Agreement		Not Eligible	5	
Community Connections		100%	4	4.00
Active Agency Accreditation		0%	4	0.00
Staff Clinical Licensure		0%	5	0.00
Behavior Management (threshold = 0)		100%	4	4.00
<b>Incentives Total</b>	<b>8.21</b>			<b>12.00</b>
Maximum total combined incentive credit allowed is 10 points.			<b>Incentives Awarded</b>	<b>10.00</b>

\*Performance calculation descriptions can be found in the FY 2019 RBWO PBP Measurements and Standards Guide.

**Child Protective Services Investigations and Dispositions**

The following investigations data, which is not used for scoring but is considered significant to a provider's performance, is from Georgia SHINES and is not considered final or complete until the end of the fiscal year.

Total Reports:	0
Number Screened In:	0
Number Screened Out:	0
Number Substantiated:	0
Number Unsubstantiated:	0
Number Active CPS Investigations:	0



**DHS, DFCS, Office of Provider Management**  
**Performance-Based Placement Measures**  
**RBWO Provider GA+SCORECARD - CCI**  
**Report Quarter: Q3 FY2019**

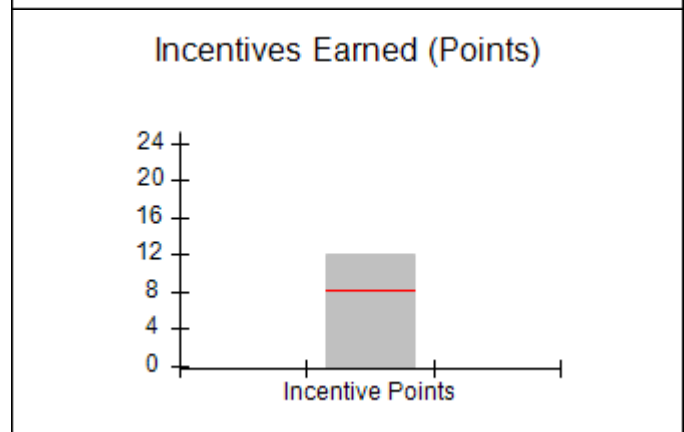
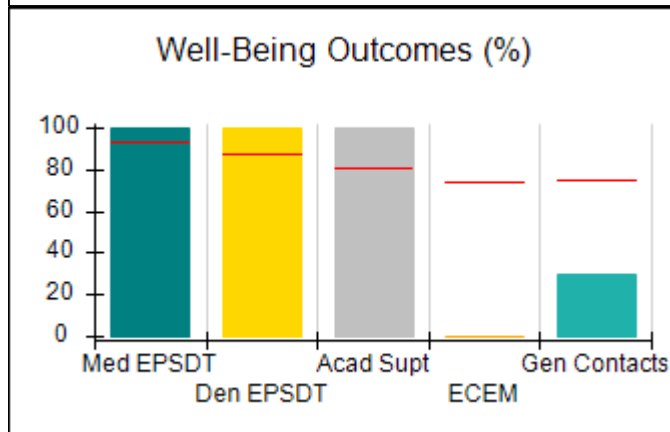
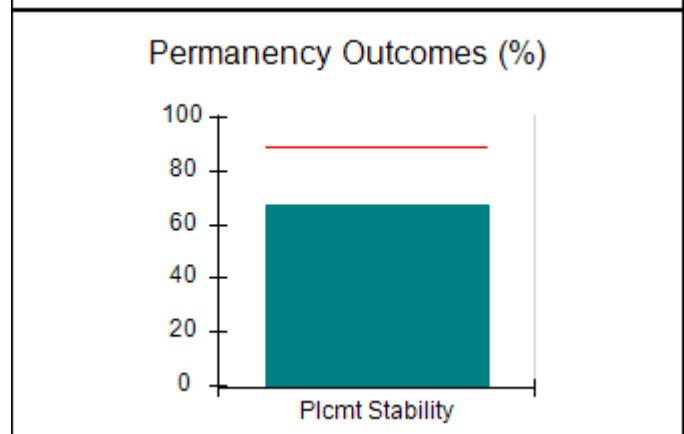
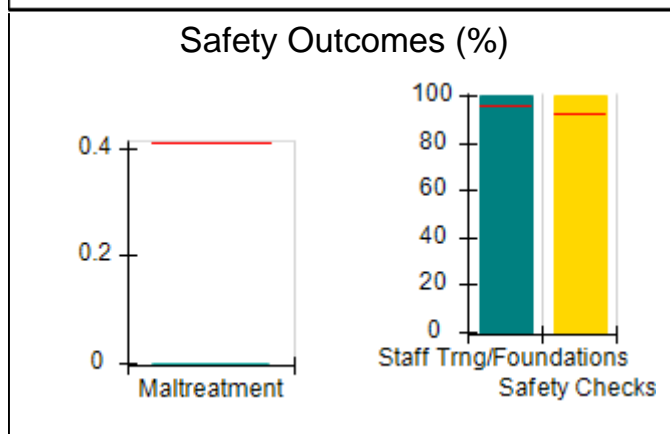
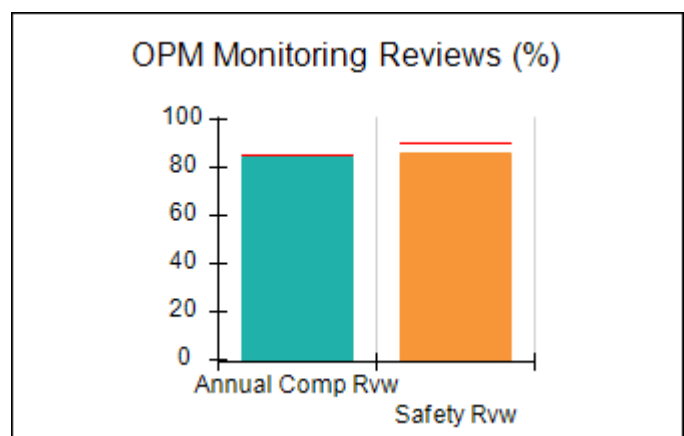
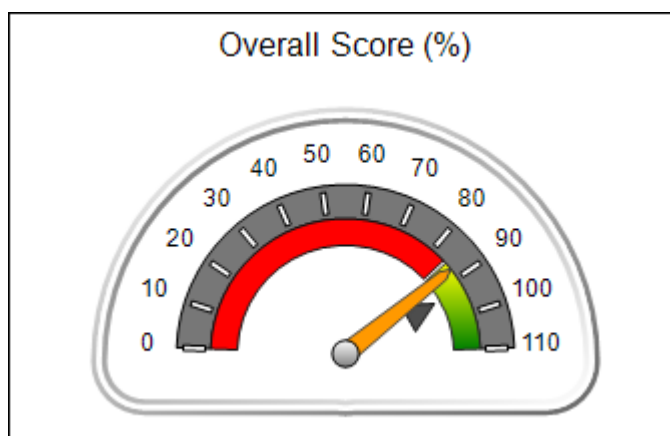


**Provider/Program Name: Elks Aidmore Children's Center - (628) - CCI**

2394 Morrison Rd., Conyers, GA 30094	Quarterly Scores (Grades)		Current Quarter Score (Grade)
Phone: 770-483-3535	Q1: 93.81 (A-)	Q2: 91.08 (A-)	<b>87.12%</b> <b>(B+)</b>
Vendor ID# 35321	Q3: 87.12 (B+)	Q4: N/A	
Program Census Information:	# Children in Care During Quarter: 18	# Placements During Quarter: 19	# Children in Care On Last Day: 8

**Quarterly Provider Comparisons to All CCIs**

▼ — indicates average for all CCIs





DHS, DFCS, Office of Provider Management  
**Performance-Based Placement Measures**  
**RBWO Provider GA+SCORECARD - CCI**  
 Report Quarter: Q3 FY2019



Provider/Program Name: Elks Aidmore Children's Center - (628) - CCI				
2394 Morrison Rd., Conyers, GA 30094		Quarterly Scores (Grades)		Current Quarter Score (Grade)
Phone: 770-483-3535		Q1: 93.81 (A-)	Q2: 91.08 (A-)	<b>87.12%</b> <b>(B+)</b>
Vendor ID# 35321		Q3: 87.12 (B+)	Q4: N/A	
Program Census Information:		# Children in Care During Quarter: 18	# Placements During Quarter: 19	# Children in Care On Last Day: 8
	Avg Performance All CCIs (%)	Provider Performance (%)*	Possible Points (Weight)	Provider Points Earned
<b>OPM Monitoring Reviews</b>				
Annual Comprehensive Reviews	85%	84%	25	21.01
Safety Reviews	90%	86%	15	12.96
<b>Monitoring Sub-Total</b>			<b>40</b>	<b>33.97</b>
<b>CCI Safety Outcomes</b>				
Incidence of Maltreatment	0.41%	No Substantiated Reports	10	10.00
Staff Training/Foundations	96%	100%	5	5.00
Staff Safety Checks	92%	100%	5	5.00
<b>Safety Sub-Total</b>			<b>20</b>	<b>20.00</b>
<b>CCI Permanency Outcomes</b>				
Placement Stability	89%	67%	15	10.05
<b>Permanency Sub-Total</b>			<b>15</b>	<b>10.05</b>
<b>CCI Well-Being Outcomes</b>				
EPSDT Medical Visits	93%	100%	4	4.00
EPSDT Dental Visits	87%	100%	4	4.00
Academic Supports	81%	100%	3	3.00
Provider ECEM Visits	74%	0%	7	0.00
Provider General Contacts	75%	30%	7	2.10
Placements with Siblings	36%	0%	Not Scored	Not Scored
Placements within Legal County	14%	0%	Not Scored	Not Scored
<b>Well-Being Sub-Total</b>			<b>25</b>	<b>13.10</b>
*Performance calculation descriptions can be found in the FY 2019 RBWO PBP Measurements and Standards Guide.				

<b>Monitoring &amp; Outcomes: Possible Points = 100</b>		<b>Points Earned = 77.12</b>	
<b>Score Before Incentives Credit</b>			<b>77.12%</b>
<b>Incentives Awarded</b>			<b>10.00 pts</b>
<b>PBP Verification</b>			<b>N/A pts</b>
<b>Total Score</b>			<b>87.12%</b>



DHS, DFCS, Office of Provider Management  
**Performance-Based Placement Measures**  
**RBWO Provider GA+SCORECARD - CCI**  
Report Quarter: Q3 FY2019



**Provider/Program Name: Elks Aidmore Children's Center - (628) - CCI**

Program Census Information:		# Children in Care During Quarter: 18	# Placements During Quarter: 19	# Children in Care On Last Day: 8
CCI Incentive Credits	Avg Performance All CCIs (Points)	Provider Performance (%)*	Possible Points (Weight)	Provider Points Earned
Early EPSDT Medical Visits		100%	2	2.00
Early EPSDT Dental Visits		100%	2	2.00
Permanency Contacts		0%	5	0.00
Additional Academic Supports		77%	2	1.54
HS Grad/GED/Prof or Trade Certificate/College		N/A	10/5/5/1	
EYSS Agreement		Not Eligible	5	
Community Connections		0%	4	0.00
Active Agency Accreditation		50%	4	2.00
Staff Clinical Licensure		10%	5	0.50
Behavior Management (threshold = 0)		100%	4	4.00
<b>Incentives Total</b>	<b>8.21</b>			<b>12.04</b>
Maximum total combined incentive credit allowed is 10 points.			<b>Incentives Awarded</b>	<b>10.00</b>

\*Performance calculation descriptions can be found in the FY 2019 RBWO PBP Measurements and Standards Guide.

**Child Protective Services Investigations and Dispositions**

The following investigations data, which is not used for scoring but is considered significant to a provider's performance, is from Georgia SHINES and is not considered final or complete until the end of the fiscal year.

Total Reports:	3
Number Screened In:	0
Number Screened Out:	3
Number Substantiated:	0
Number Unsubstantiated:	2
Number Active CPS Investigations:	-2



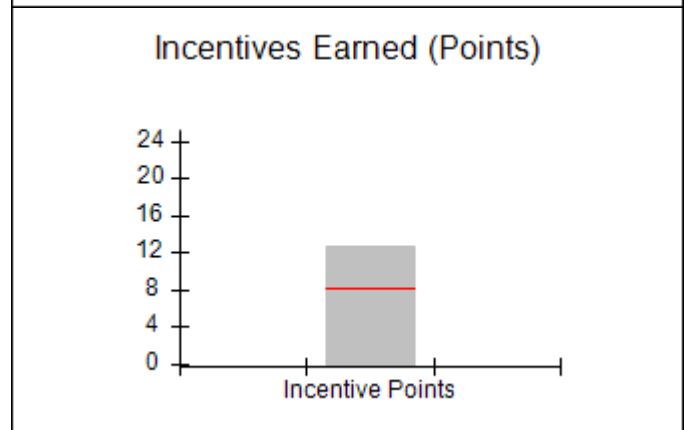
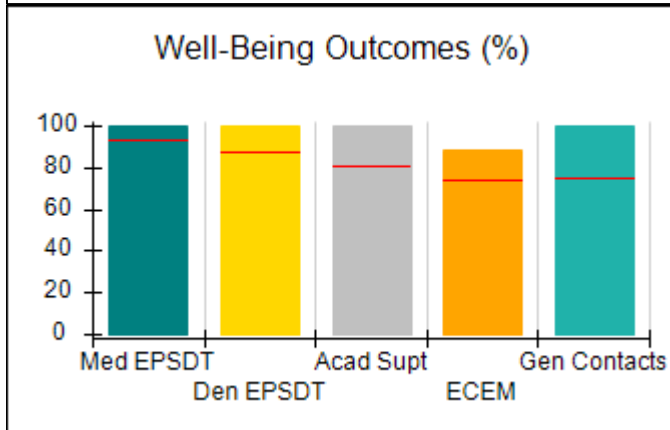
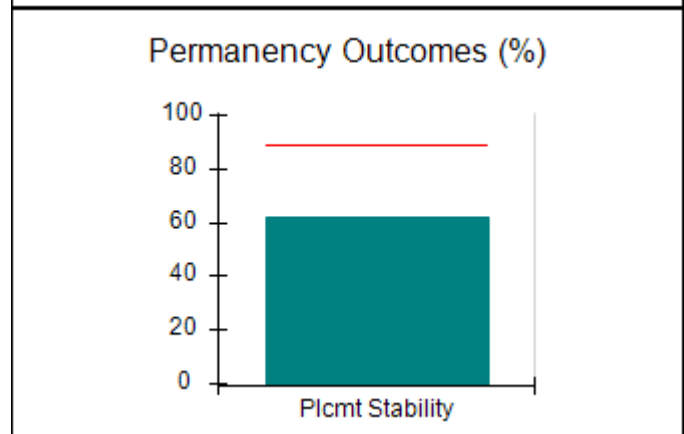
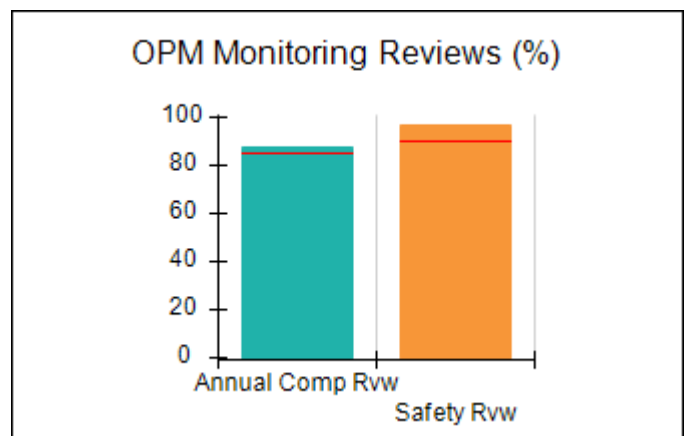
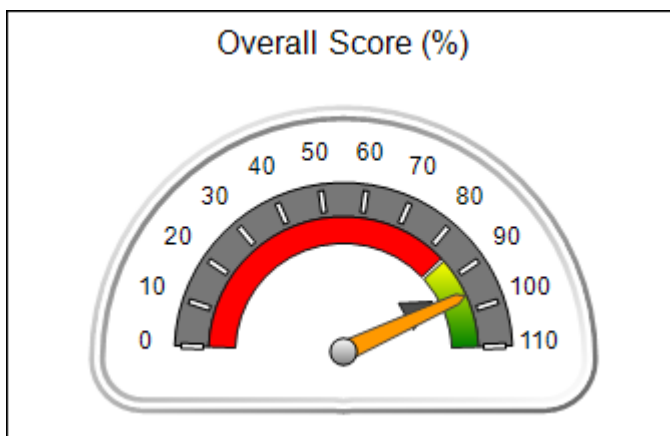
**DHS, DFCS, Office of Provider Management**  
**Performance-Based Placement Measures**  
**RBWO Provider GA+SCORECARD - CCI**



**Report Quarter: Q3 FY2019**

Provider/Program Name: Embracing Arms - (944) - CCI			
1673 Hearthstone Court, Jonesboro, GA 30236	Quarterly Scores (Grades)		Current Quarter Score (Grade)
Phone: 678-437-4557	Q1: 99.65 (A+)	Q2: 92.34 (A-)	<b>95.79%</b> <b>(A)</b>
Vendor ID# 35323	Q3: 95.79 (A)	Q4: N/A	
Program Census Information:	# Children in Care During Quarter: 13	# Placements During Quarter: 13	# Children in Care On Last Day: 5
Quarterly Provider Comparisons to All CCIs			

▼ — indicates average for all CCIs





DHS, DFCS, Office of Provider Management  
**Performance-Based Placement Measures**  
**RBWO Provider GA+SCORECARD - CCI**  
 Report Quarter: Q3 FY2019



<b>Provider/Program Name: Embracing Arms - (944) - CCI</b>				
<b>1673 Hearthstone Court, Jonesboro, GA 30236</b>		<b>Quarterly Scores (Grades)</b>		<b>Current Quarter Score (Grade)</b>
<b>Phone: 678-437-4557</b>		<b>Q1: 99.65 (A+)</b>	<b>Q2: 92.34 (A-)</b>	<b>95.79% (A)</b>
<b>Vendor ID# 35323</b>		<b>Q3: 95.79 (A)</b>	<b>Q4: N/A</b>	
Program Census Information:		# Children in Care During Quarter: 13	# Placements During Quarter: 13	# Children in Care On Last Day: 5
	<b>Avg Performance All CCIs (%)</b>	<b>Provider Performance (%)*</b>	<b>Possible Points (Weight)</b>	<b>Provider Points Earned</b>
<b>OPM Monitoring Reviews</b>				
Annual Comprehensive Reviews	85%	88%	25	21.94
Safety Reviews	90%	97%	15	14.54
<b>Monitoring Sub-Total</b>			<b>40</b>	<b>36.48</b>
<b>CCI Safety Outcomes</b>				
Incidence of Maltreatment	0.41%	No Substantiated Reports	10	10.00
Staff Training/Foundations	96%	67%	5	3.35
Staff Safety Checks	92%	50%	5	2.50
<b>Safety Sub-Total</b>			<b>20</b>	<b>15.85</b>
<b>CCI Permanency Outcomes</b>				
Placement Stability	89%	62%	15	9.30
<b>Permanency Sub-Total</b>			<b>15</b>	<b>9.30</b>
<b>CCI Well-Being Outcomes</b>				
EPSDT Medical Visits	93%	100%	4	4.00
EPSDT Dental Visits	87%	100%	4	4.00
Academic Supports	81%	100%	3	3.00
Provider ECEM Visits	74%	88%	7	6.16
Provider General Contacts	75%	100%	7	7.00
Placements with Siblings	36%	0%	Not Scored	Not Scored
Placements within Legal County	14%	0%	Not Scored	Not Scored
<b>Well-Being Sub-Total</b>			<b>25</b>	<b>24.16</b>
*Performance calculation descriptions can be found in the FY 2019 RBWO PBP Measurements and Standards Guide.				

<b>Monitoring &amp; Outcomes: Possible Points = 100</b>		<b>Points Earned = 85.79</b>	
<b>Score Before Incentives Credit</b>			<b>85.79%</b>
<b>Incentives Awarded</b>			<b>10.00 pts</b>
<b>PBP Verification</b>			<b>N/A pts</b>
<b>Total Score</b>			<b>95.79%</b>



**DHS, DFCS, Office of Provider Management**  
**Performance-Based Placement Measures**  
**RBWO Provider GA+SCORECARD - CCI**  
**Report Quarter: Q3 FY2019**



**Provider/Program Name: Embracing Arms - (944) - CCI**

Program Census Information:		# Children in Care During Quarter: 13	# Placements During Quarter: 13	# Children in Care On Last Day: 5
CCI Incentive Credits	Avg Performance All CCIs (Points)	Provider Performance (%)*	Possible Points (Weight)	Provider Points Earned
Early EPSDT Medical Visits		100%	2	2.00
Early EPSDT Dental Visits		100%	2	2.00
Permanency Contacts		0%	5	0.00
Additional Academic Supports		89%	2	1.78
HS Grad/GED/Prof or Trade Certificate/College		N/A	10/5/5/1	
EYSS Agreement		Not Eligible	5	
Community Connections		0%	4	0.00
Active Agency Accreditation		50%	4	2.00
Staff Clinical Licensure		20%	5	1.00
Behavior Management (threshold = 0)		100%	4	4.00
<b>Incentives Total</b>	<b>8.21</b>			<b>12.78</b>
Maximum total combined incentive credit allowed is 10 points.			<b>Incentives Awarded</b>	<b>10.00</b>

\*Performance calculation descriptions can be found in the FY 2019 RBWO PBP Measurements and Standards Guide.

**Child Protective Services Investigations and Dispositions**

The following investigations data, which is not used for scoring but is considered significant to a provider's performance, is from Georgia SHINES and is not considered final or complete until the end of the fiscal year.

Total Reports:	1
Number Screened In:	0
Number Screened Out:	1
Number Substantiated:	0
Number Unsubstantiated:	0
Number Active CPS Investigations:	0



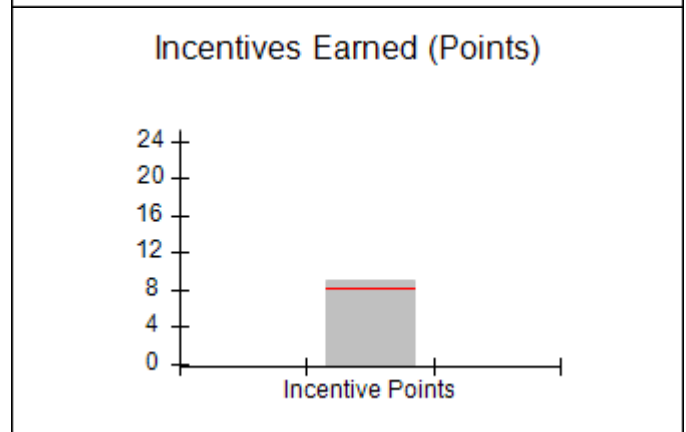
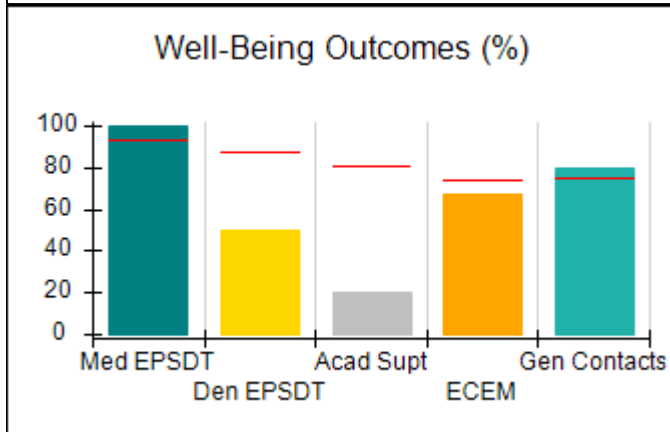
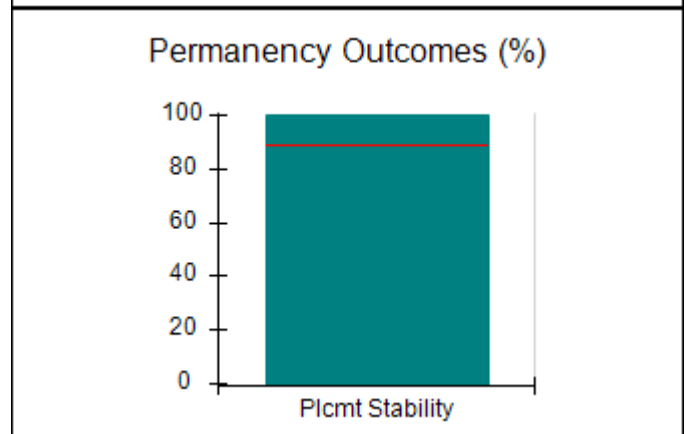
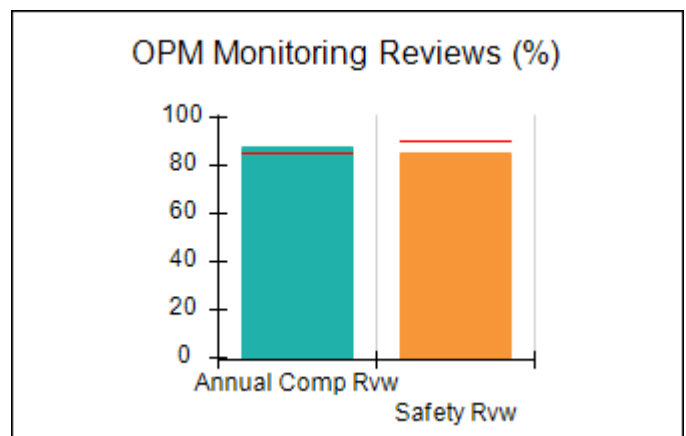
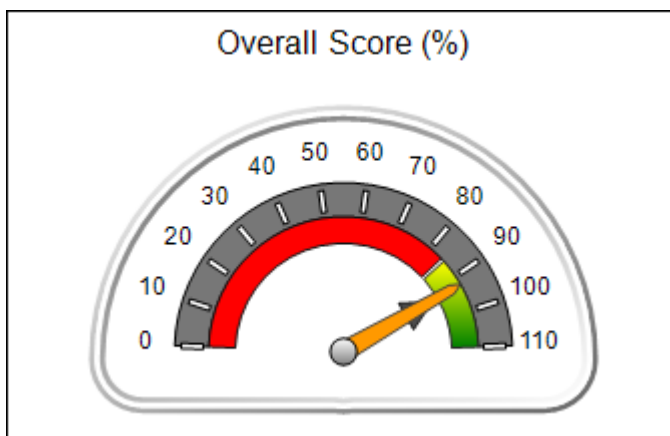


**DHS, DFCS, Office of Provider Management**  
**Performance-Based Placement Measures**  
**RBWO Provider GA+SCORECARD - CCI**  
**Report Quarter: Q3 FY2019**



Provider/Program Name: Embracing Arms - Jackson (5194) - CCI			
168 Evans Road, Jackson, GA 30233	Quarterly Scores (Grades)		Current Quarter Score (Grade)
Phone: 678-437-4557	Q1: 91.95 (A-)	Q2: 82.22 (B-)	<b>92.61%</b> <b>(A-)</b>
Vendor ID# 125398	Q3: 92.61 (A-)	Q4: N/A	
Program Census Information:	# Children in Care During Quarter: 9	# Placements During Quarter: 9	# Children in Care On Last Day: 5
Quarterly Provider Comparisons to All CCIs			

▼ — indicates average for all CCIs





DHS, DFCS, Office of Provider Management  
**Performance-Based Placement Measures**  
**RBWO Provider GA+SCORECARD - CCI**  
 Report Quarter: Q3 FY2019



Provider/Program Name: Embracing Arms - Jackson (5194) - CCI				
168 Evans Road, Jackson, GA 30233		Quarterly Scores (Grades)		Current Quarter Score (Grade)
Phone: 678-437-4557		Q1: 91.95 (A-)	Q2: 82.22 (B-)	<b>92.61%</b> <b>(A-)</b>
Vendor ID# 125398		Q3: 92.61 (A-)	Q4: N/A	
Program Census Information:		# Children in Care During Quarter: 9	# Placements During Quarter: 9	# Children in Care On Last Day: 5
	Avg Performance All CCIs (%)	Provider Performance (%)*	Possible Points (Weight)	Provider Points Earned
<b>OPM Monitoring Reviews</b>				
Annual Comprehensive Reviews	85%	88%	25	21.97
Safety Reviews	90%	85%	15	12.75
<b>Monitoring Sub-Total</b>			<b>40</b>	<b>34.72</b>
<b>CCI Safety Outcomes</b>				
Incidence of Maltreatment	0.41%	No Substantiated Reports	10	10.00
Staff Training/Foundations	96%	70%	5	3.50
Staff Safety Checks	92%	70%	5	3.50
<b>Safety Sub-Total</b>			<b>20</b>	<b>17.00</b>
<b>CCI Permanency Outcomes</b>				
Placement Stability	89%	100%	15	15.00
<b>Permanency Sub-Total</b>			<b>15</b>	<b>15.00</b>
<b>CCI Well-Being Outcomes</b>				
EPSDT Medical Visits	93%	100%	4	4.00
EPSDT Dental Visits	87%	50%	4	2.00
Academic Supports	81%	20%	3	0.60
Provider ECEM Visits	74%	67%	7	4.69
Provider General Contacts	75%	80%	7	5.60
Placements with Siblings	36%	Not Eligible	Not Scored	Not Scored
Placements within Legal County	14%	0%	Not Scored	Not Scored
<b>Well-Being Sub-Total</b>			<b>25</b>	<b>16.89</b>
*Performance calculation descriptions can be found in the FY 2019 RBWO PBP Measurements and Standards Guide.				

Monitoring & Outcomes: Possible Points = 100		Points Earned = 83.61	
Score Before Incentives Credit			<b>83.61%</b>
Incentives Awarded			<b>9.00 pts</b>
PBP Verification			<b>N/A pts</b>
<b>Total Score</b>			<b>92.61%</b>



DHS, DFCS, Office of Provider Management  
**Performance-Based Placement Measures**  
**RBWO Provider GA+SCORECARD - CCI**  
Report Quarter: Q3 FY2019



**Provider/Program Name: Embracing Arms - Jackson (5194) - CCI**

Program Census Information:		# Children in Care During Quarter: 9	# Placements During Quarter: 9	# Children in Care On Last Day: 5
CCI Incentive Credits	Avg Performance All CCIs (Points)	Provider Performance (%)*	Possible Points (Weight)	Provider Points Earned
Early EPSDT Medical Visits		100%	2	2.00
Early EPSDT Dental Visits		0%	2	0.00
Permanency Contacts		0%	5	0.00
Additional Academic Supports		0%	2	0.00
HS Grad/GED/Prof or Trade Certificate/College		N/A	10/5/5/1	
EYSS Agreement		Not Eligible	5	
Community Connections		0%	4	0.00
Active Agency Accreditation		50%	4	2.00
Staff Clinical Licensure		20%	5	1.00
Behavior Management (threshold = 0)		100%	4	4.00
<b>Incentives Total</b>	<b>8.21</b>			<b>9.00</b>
Maximum total combined incentive credit allowed is 10 points.			<b>Incentives Awarded</b>	<b>9.00</b>

\*Performance calculation descriptions can be found in the FY 2019 RBWO PBP Measurements and Standards Guide.

**Child Protective Services Investigations and Dispositions**

The following investigations data, which is not used for scoring but is considered significant to a provider's performance, is from Georgia SHINES and is not considered final or complete until the end of the fiscal year.

Total Reports:	2
Number Screened In:	0
Number Screened Out:	2
Number Substantiated:	0
Number Unsubstantiated:	0
Number Active CPS Investigations:	0

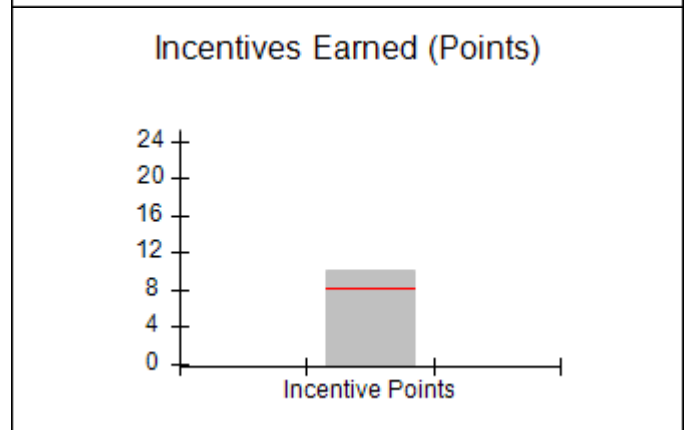
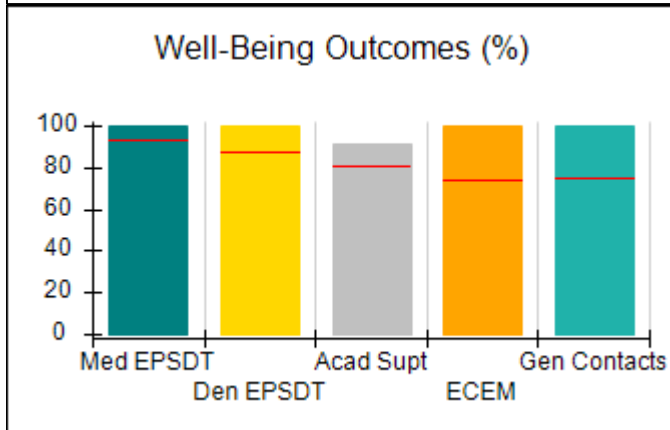
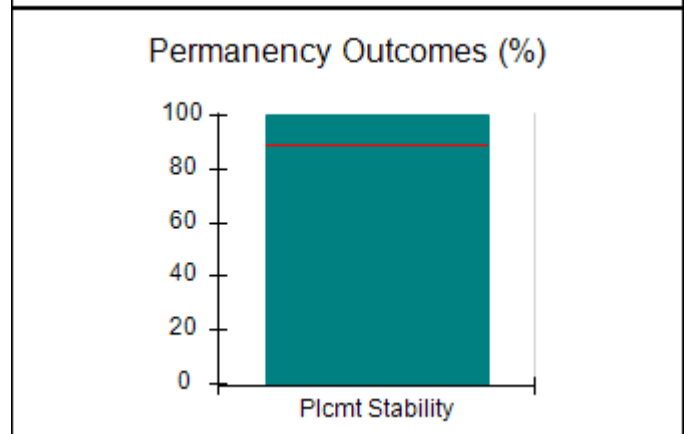
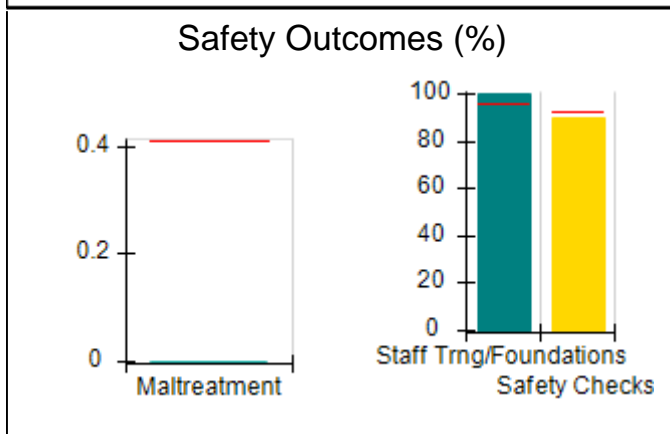
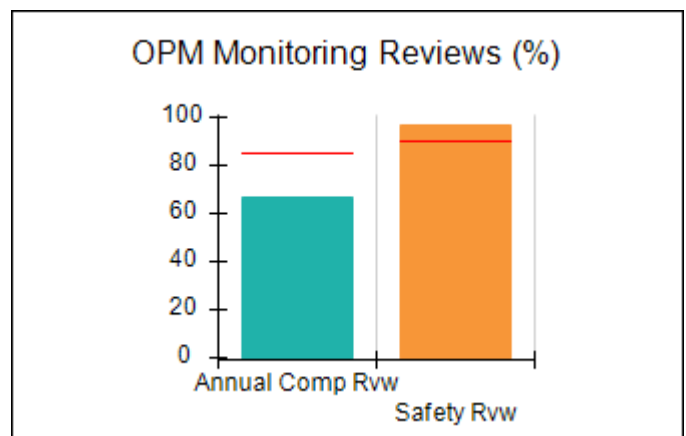
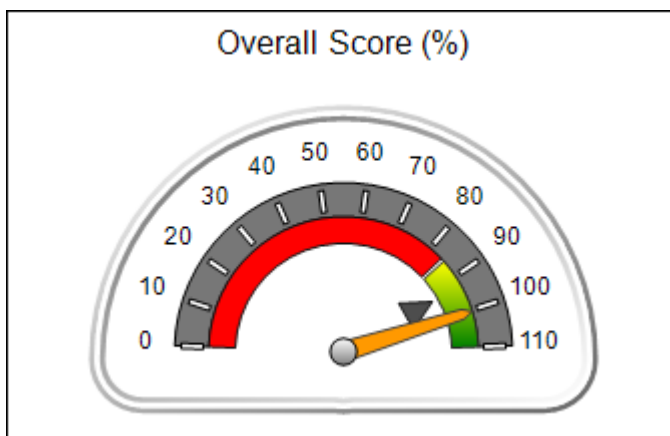


DHS, DFCS, Office of Provider Management  
**Performance-Based Placement Measures**  
**RBWO Provider GA+SCORECARD - CCI**  
 Report Quarter: Q3 FY2019



Provider/Program Name: Families First - College Park Boys Group Home (638) - CCI			
2345 Morris Rd., College Park, GA 30349	Quarterly Scores (Grades)		Current Quarter Score (Grade)
Phone: 404-8532867	Q1: 88.47 (B+)	Q2: 94.22 (A)	<b>100.40%</b> <b>(A+)</b>
Vendor ID# 35334	Q3: 100.40 (A+)	Q4: N/A	
Program Census Information:	# Children in Care During Quarter: 4	# Placements During Quarter: 4	# Children in Care On Last Day: 4
Quarterly Provider Comparisons to All CCIs			

▼ — indicates average for all CCIs





DHS, DFCS, Office of Provider Management  
**Performance-Based Placement Measures**  
**RBWO Provider GA+SCORECARD - CCI**  
 Report Quarter: Q3 FY2019



<b>Provider/Program Name: Families First - College Park Boys Group Home (638) - CCI</b>				
2345 Morris Rd., College Park, GA 30349		Quarterly Scores (Grades)		Current Quarter Score (Grade)
Phone: 404-8532867		Q1: 88.47 (B+)	Q2: 94.22 (A)	<b>100.40%</b> <b>(A+)</b>
Vendor ID# 35334		Q3: 100.40 (A+)	Q4: N/A	
Program Census Information:		# Children in Care During Quarter: 4	# Placements During Quarter: 4	# Children in Care On Last Day: 4
	Avg Performance All CCIs (%)	Provider Performance (%)*	Possible Points (Weight)	Provider Points Earned
<b>OPM Monitoring Reviews</b>				
Annual Comprehensive Reviews	85%	66%	25	16.58
Safety Reviews	90%	97%	15	14.58
<b>Monitoring Sub-Total</b>			<b>40</b>	<b>31.17</b>
<b>CCI Safety Outcomes</b>				
Incidence of Maltreatment	0.41%	No Substantiated Reports	10	10.00
Staff Training/Foundations	96%	100%	5	5.00
Staff Safety Checks	92%	90%	5	4.50
<b>Safety Sub-Total</b>			<b>20</b>	<b>19.50</b>
<b>CCI Permanency Outcomes</b>				
Placement Stability	89%	100%	15	15.00
<b>Permanency Sub-Total</b>			<b>15</b>	<b>15.00</b>
<b>CCI Well-Being Outcomes</b>				
EPSDT Medical Visits	93%	100%	4	4.00
EPSDT Dental Visits	87%	100%	4	4.00
Academic Supports	81%	91%	3	2.73
Provider ECEM Visits	74%	100%	7	7.00
Provider General Contacts	75%	100%	7	7.00
Placements with Siblings	36%	0%	Not Scored	Not Scored
Placements within Legal County	14%	0%	Not Scored	Not Scored
<b>Well-Being Sub-Total</b>			<b>25</b>	<b>24.73</b>
*Performance calculation descriptions can be found in the FY 2019 RBWO PBP Measurements and Standards Guide.				

<b>Monitoring &amp; Outcomes: Possible Points = 100</b>		<b>Points Earned = 90.40</b>	
<b>Score Before Incentives Credit</b>			<b>90.40%</b>
<b>Incentives Awarded</b>			<b>10.00 pts</b>
<b>PBP Verification</b>			<b>N/A pts</b>
<b>Total Score</b>			<b>100.40%</b>



DHS, DFCS, Office of Provider Management  
**Performance-Based Placement Measures**  
**RBWO Provider GA+SCORECARD - CCI**  
Report Quarter: Q3 FY2019



**Provider/Program Name: Families First - College Park Boys Group Home (638) - CCI**

Program Census Information:		# Children in Care During Quarter: 4	# Placements During Quarter: 4	# Children in Care On Last Day: 4
CCI Incentive Credits	Avg Performance All CCIs (Points)	Provider Performance (%)*	Possible Points (Weight)	Provider Points Earned
Early EPSDT Medical Visits		100%	2	2.00
Early EPSDT Dental Visits		100%	2	2.00
Permanency Contacts		None Planned	5	
Additional Academic Supports		0%	2	0.00
HS Grad/GED/Prof or Trade Certificate/College		N/A	10/5/5/1	
EYSS Agreement		Not Eligible	5	
Community Connections		0%	4	0.00
Active Agency Accreditation		50%	4	2.00
Staff Clinical Licensure		0%	5	0.00
Behavior Management (threshold = 0)		100%	4	4.00
<b>Incentives Total</b>	<b>8.21</b>			<b>10.00</b>
Maximum total combined incentive credit allowed is 10 points.			<b>Incentives Awarded</b>	<b>10.00</b>

\*Performance calculation descriptions can be found in the FY 2019 RBWO PBP Measurements and Standards Guide.

**Child Protective Services Investigations and Dispositions**

The following investigations data, which is not used for scoring but is considered significant to a provider's performance, is from Georgia SHINES and is not considered final or complete until the end of the fiscal year.

Total Reports:	0
Number Screened In:	0
Number Screened Out:	0
Number Substantiated:	0
Number Unsubstantiated:	0
Number Active CPS Investigations:	0

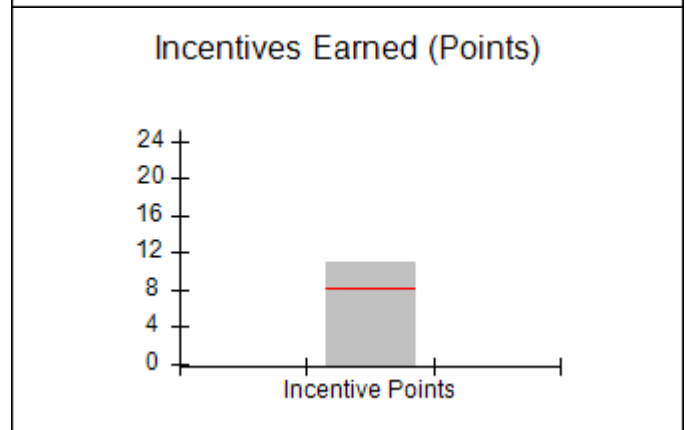
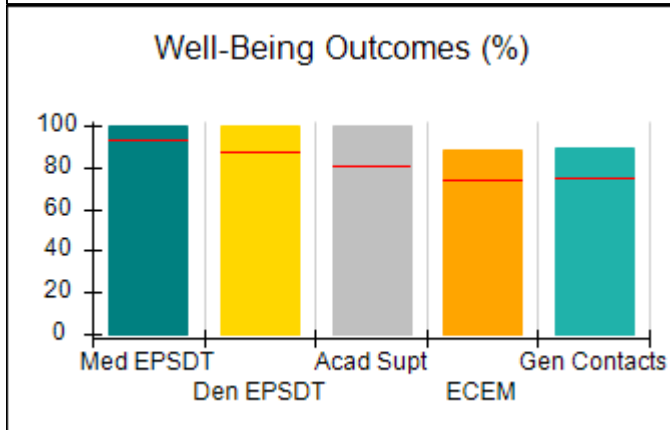
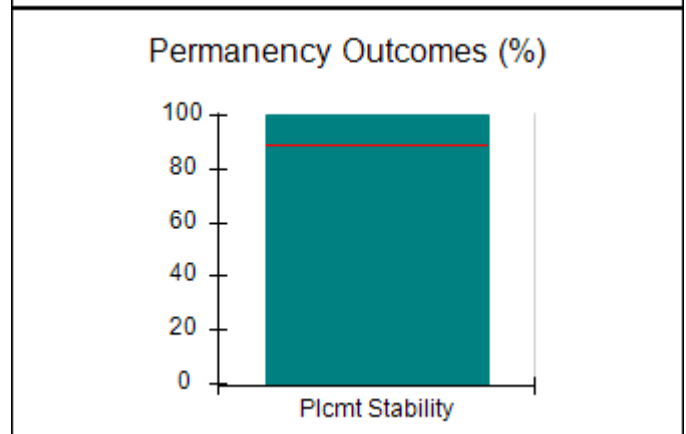
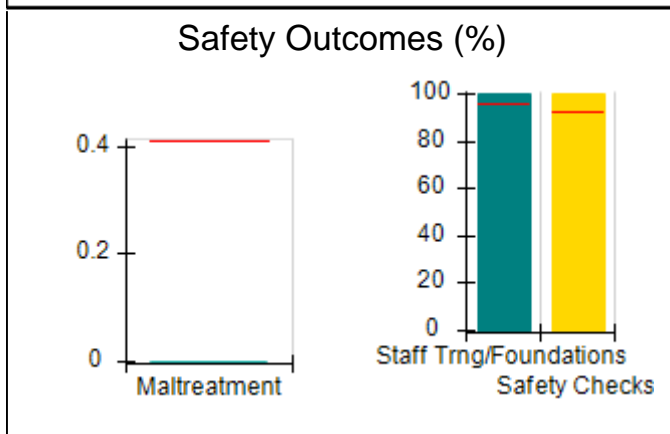
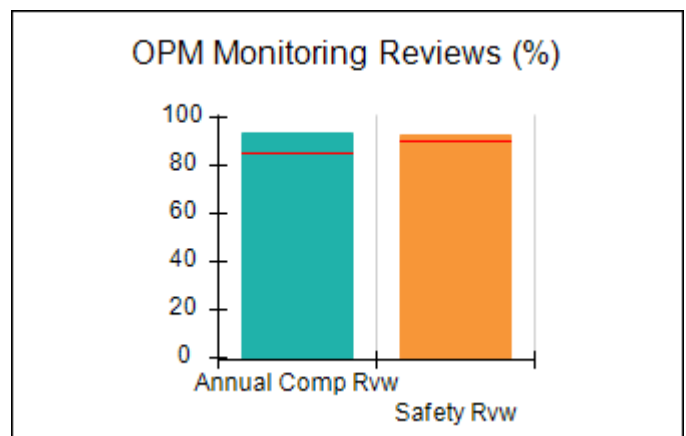
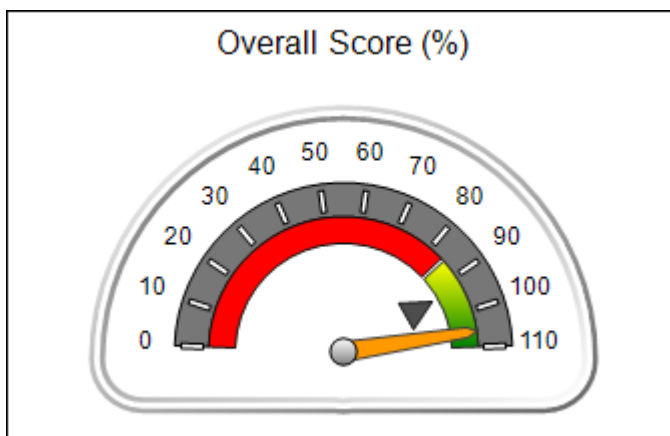


**DHS, DFCS, Office of Provider Management**  
**Performance-Based Placement Measures**  
**RBWO Provider GA+SCORECARD - CCI**  
**Report Quarter: Q3 FY2019**



Provider/Program Name: Families First - Gwindale Girls Group Home (640) - CCI			
2176 Ridgedale Dr., Grayson, GA 30817	Quarterly Scores (Grades)		Current Quarter Score (Grade)
Phone: 404-853-2867	Q1: 103.15 (A+)	Q2: 103.41 (A+)	<b>105.78%</b> <b>(A+)</b>
Vendor ID# 35336	Q3: 105.78 (A+)	Q4: N/A	
Program Census Information:	# Children in Care During Quarter: 8	# Placements During Quarter: 8	# Children in Care On Last Day: 6
Quarterly Provider Comparisons to All CCIs			

▼ — indicates average for all CCIs





DHS, DFCS, Office of Provider Management  
**Performance-Based Placement Measures**  
**RBWO Provider GA+SCORECARD - CCI**  
 Report Quarter: Q3 FY2019



Provider/Program Name: Families First - Gwindale Girls Group Home (640) - CCI				
2176 Ridgedale Dr., Grayson, GA 30817		Quarterly Scores (Grades)		Current Quarter Score (Grade)
Phone: 404-853-2867		Q1: 103.15 (A+)	Q2: 103.41 (A+)	<b>105.78%</b> <b>(A+)</b>
Vendor ID# 35336		Q3: 105.78 (A+)	Q4: N/A	
Program Census Information:		# Children in Care During Quarter: 8	# Placements During Quarter: 8	# Children in Care On Last Day: 6
	Avg Performance All CCIs (%)	Provider Performance (%)*	Possible Points (Weight)	Provider Points Earned
<b>OPM Monitoring Reviews</b>				
Annual Comprehensive Reviews	85%	94%	25	23.43
Safety Reviews	90%	93%	15	13.96
<b>Monitoring Sub-Total</b>			<b>40</b>	<b>37.39</b>
<b>CCI Safety Outcomes</b>				
Incidence of Maltreatment	0.41%	No Substantiated Reports	10	10.00
Staff Training/Foundations	96%	100%	5	5.00
Staff Safety Checks	92%	100%	5	5.00
<b>Safety Sub-Total</b>			<b>20</b>	<b>20.00</b>
<b>CCI Permanency Outcomes</b>				
Placement Stability	89%	100%	15	15.00
<b>Permanency Sub-Total</b>			<b>15</b>	<b>15.00</b>
<b>CCI Well-Being Outcomes</b>				
EPSDT Medical Visits	93%	100%	4	4.00
EPSDT Dental Visits	87%	100%	4	4.00
Academic Supports	81%	100%	3	3.00
Provider ECEM Visits	74%	88%	7	6.16
Provider General Contacts	75%	89%	7	6.23
Placements with Siblings	36%	70%	Not Scored	Not Scored
Placements within Legal County	14%	33%	Not Scored	Not Scored
<b>Well-Being Sub-Total</b>			<b>25</b>	<b>23.39</b>
*Performance calculation descriptions can be found in the FY 2019 RBWO PBP Measurements and Standards Guide.				

<b>Monitoring &amp; Outcomes: Possible Points = 100</b>		<b>Points Earned = 95.78</b>	
<b>Score Before Incentives Credit</b>			<b>95.78%</b>
<b>Incentives Awarded</b>			<b>10.00 pts</b>
<b>PBP Verification</b>			<b>N/A pts</b>
<b>Total Score</b>			<b>105.78%</b>





**DHS, DFCS, Office of Provider Management**  
**Performance-Based Placement Measures**  
**RBWO Provider GA+SCORECARD - CCI**  
**Report Quarter: Q3 FY2019**



**Provider/Program Name: Families First - Gwindale Girls Group Home (640) - CCI**

Program Census Information:		# Children in Care During Quarter: 8	# Placements During Quarter: 8	# Children in Care On Last Day: 6
CCI Incentive Credits	Avg Performance All CCIs (Points)	Provider Performance (%)*	Possible Points (Weight)	Provider Points Earned
Early EPSDT Medical Visits		100%	2	2.00
Early EPSDT Dental Visits		100%	2	2.00
Permanency Contacts		None Planned	5	
Additional Academic Supports		27%	2	0.54
HS Grad/GED/Prof or Trade Certificate/College		N/A	10/5/5/1	
EYSS Agreement		Not Eligible	5	
Community Connections		0%	4	0.00
Active Agency Accreditation		50%	4	2.00
Staff Clinical Licensure		10%	5	0.50
Behavior Management (threshold = 0)		100%	4	4.00
<b>Incentives Total</b>	<b>8.21</b>			<b>11.04</b>
Maximum total combined incentive credit allowed is 10 points.			<b>Incentives Awarded</b>	<b>10.00</b>

\*Performance calculation descriptions can be found in the FY 2019 RBWO PBP Measurements and Standards Guide.

**Child Protective Services Investigations and Dispositions**

The following investigations data, which is not used for scoring but is considered significant to a provider's performance, is from Georgia SHINES and is not considered final or complete until the end of the fiscal year.

Total Reports:	0
Number Screened In:	0
Number Screened Out:	0
Number Substantiated:	0
Number Unsubstantiated:	0
Number Active CPS Investigations:	0

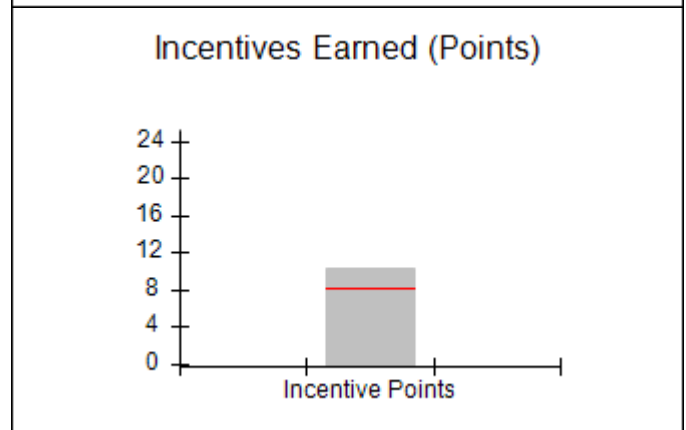
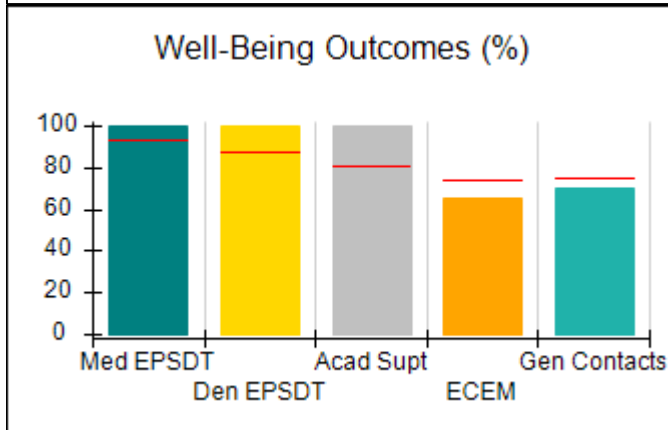
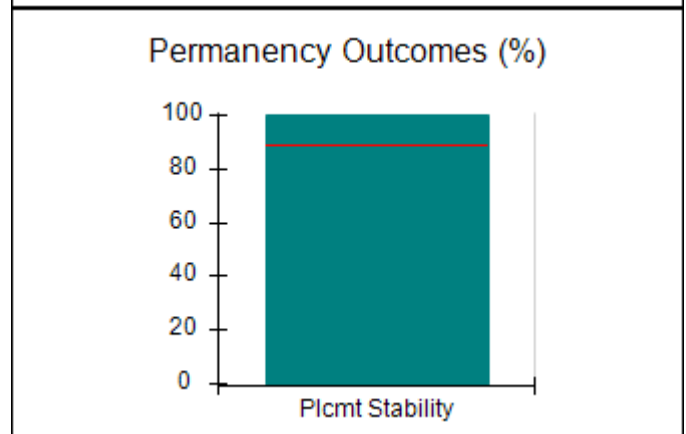
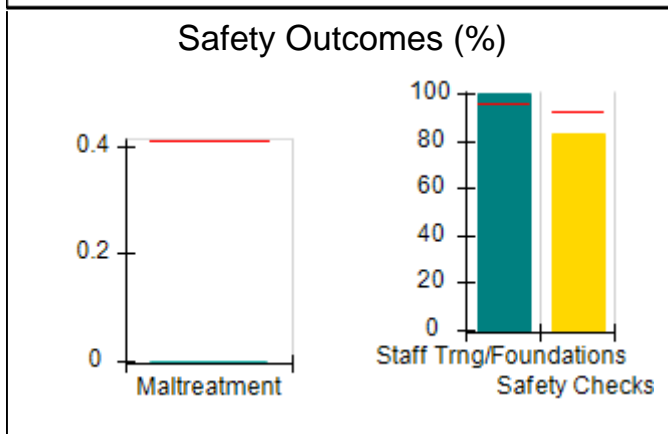
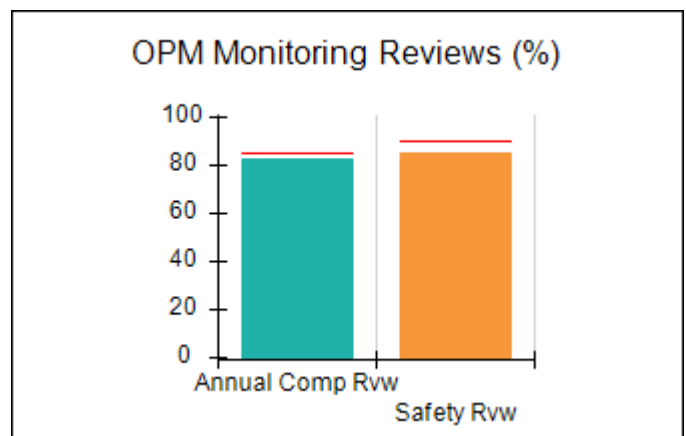
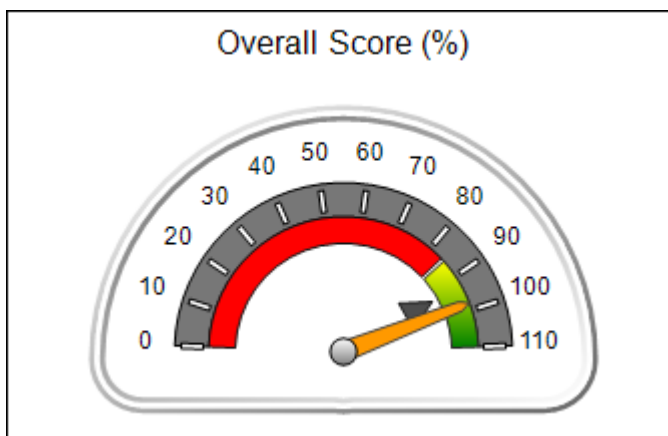


**DHS, DFCS, Office of Provider Management**  
**Performance-Based Placement Measures**  
**RBWO Provider GA+SCORECARD - CCI**  
**Report Quarter: Q3 FY2019**



Provider/Program Name: Families First - Maternity/Second Chance Home (642) - CCI			
2625 Jerome Rd., College Park, GA 30349	Quarterly Scores (Grades)		Current Quarter Score (Grade)
Phone: 404-853-2877	Q1: 97.20 (A+)	Q2: 99.66 (A+)	<b>98.04%</b> <b>(A+)</b>
Vendor ID# 35339	Q3: 98.04 (A+)	Q4: N/A	
Program Census Information:	# Children in Care During Quarter: 8	# Placements During Quarter: 8	# Children in Care On Last Day: 6
Quarterly Provider Comparisons to All CCIs			

▼ — indicates average for all CCIs





DHS, DFCS, Office of Provider Management  
**Performance-Based Placement Measures**  
**RBWO Provider GA+SCORECARD - CCI**  
 Report Quarter: Q3 FY2019



Provider/Program Name: Families First - Maternity/Second Chance Home (642) - CCI				
2625 Jerome Rd., College Park, GA 30349		Quarterly Scores (Grades)		Current Quarter Score (Grade)
Phone: 404-853-2877		Q1: 97.20 (A+)	Q2: 99.66 (A+)	<b>98.04%</b> <b>(A+)</b>
Vendor ID# 35339		Q3: 98.04 (A+)	Q4: N/A	
Program Census Information:		# Children in Care During Quarter: 8	# Placements During Quarter: 8	# Children in Care On Last Day: 6
	Avg Performance All CCIs (%)	Provider Performance (%)*	Possible Points (Weight)	Provider Points Earned
<b>OPM Monitoring Reviews</b>				
Annual Comprehensive Reviews	85%	82%	25	20.61
Safety Reviews	90%	86%	15	12.83
<b>Monitoring Sub-Total</b>			<b>40</b>	<b>33.44</b>
<b>CCI Safety Outcomes</b>				
Incidence of Maltreatment	0.41%	No Substantiated Reports	10	10.00
Staff Training/Foundations	96%	100%	5	5.00
Staff Safety Checks	92%	83%	5	4.15
<b>Safety Sub-Total</b>			<b>20</b>	<b>19.15</b>
<b>CCI Permanency Outcomes</b>				
Placement Stability	89%	100%	15	15.00
<b>Permanency Sub-Total</b>			<b>15</b>	<b>15.00</b>
<b>CCI Well-Being Outcomes</b>				
EPSDT Medical Visits	93%	100%	4	4.00
EPSDT Dental Visits	87%	100%	4	4.00
Academic Supports	81%	100%	3	3.00
Provider ECEM Visits	74%	65%	7	4.55
Provider General Contacts	75%	70%	7	4.90
Placements with Siblings	36%	44%	Not Scored	Not Scored
Placements within Legal County	14%	0%	Not Scored	Not Scored
<b>Well-Being Sub-Total</b>			<b>25</b>	<b>20.45</b>
*Performance calculation descriptions can be found in the FY 2019 RBWO PBP Measurements and Standards Guide.				

<b>Monitoring &amp; Outcomes: Possible Points = 100</b>		<b>Points Earned = 88.04</b>	
<b>Score Before Incentives Credit</b>			<b>88.04%</b>
<b>Incentives Awarded</b>			<b>10.00 pts</b>
<b>PBP Verification</b>			<b>N/A pts</b>
<b>Total Score</b>			<b>98.04%</b>



**DHS, DFCS, Office of Provider Management**  
**Performance-Based Placement Measures**  
**RBWO Provider GA+SCORECARD - CCI**  
**Report Quarter: Q3 FY2019**



**Provider/Program Name: Families First - Maternity/Second Chance Home (642) - CCI**

Program Census Information:		# Children in Care During Quarter: 8	# Placements During Quarter: 8	# Children in Care On Last Day: 6
CCI Incentive Credits	Avg Performance All CCIs (Points)	Provider Performance (%)*	Possible Points (Weight)	Provider Points Earned
Early EPSDT Medical Visits		100%	2	2.00
Early EPSDT Dental Visits		100%	2	2.00
Permanency Contacts		None Planned	5	
Additional Academic Supports		17%	2	0.34
HS Grad/GED/Prof or Trade Certificate/College		N/A	10/5/5/1	
EYSS Agreement		Not Eligible	5	
Community Connections		0%	4	0.00
Active Agency Accreditation		50%	4	2.00
Staff Clinical Licensure		0%	5	0.00
Behavior Management (threshold = 0)		100%	4	4.00
<b>Incentives Total</b>	<b>8.21</b>			<b>10.34</b>
Maximum total combined incentive credit allowed is 10 points.			<b>Incentives Awarded</b>	<b>10.00</b>

\*Performance calculation descriptions can be found in the FY 2019 RBWO PBP Measurements and Standards Guide.

**Child Protective Services Investigations and Dispositions**

The following investigations data, which is not used for scoring but is considered significant to a provider's performance, is from Georgia SHINES and is not considered final or complete until the end of the fiscal year.

Total Reports:	0
Number Screened In:	0
Number Screened Out:	0
Number Substantiated:	0
Number Unsubstantiated:	0
Number Active CPS Investigations:	0



**DHS, DFCS, Office of Provider Management**  
**Performance-Based Placement Measures**  
**RBWO Provider GA+SCORECARD - CCI**



**Report Quarter: Q3 FY2019**

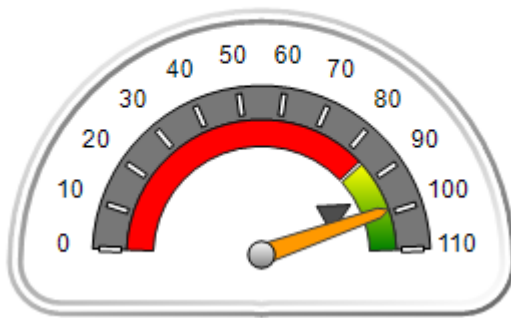
**Provider/Program Name: Family Choices - (5153) - CCI**

6345 Queens Road, Douglasville, GA 30135	Quarterly Scores (Grades)		Current Quarter Score (Grade)
Phone: 404-474-2064	Q1: 102.19 (A+)	Q2: 95.07 (A)	<b>99.08%</b> <b>(A+)</b>
Vendor ID# 54024	Q3: 99.08 (A+)	Q4: N/A	
Program Census Information:	# Children in Care During Quarter: 8	# Placements During Quarter: 8	# Children in Care On Last Day: 4

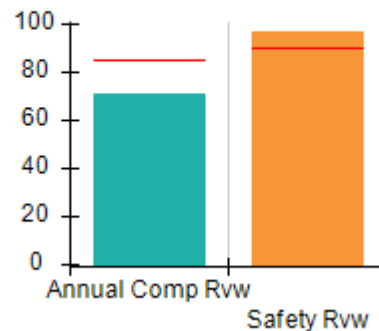
**Quarterly Provider Comparisons to All CCIs**

▼ — indicates average for all CCIs

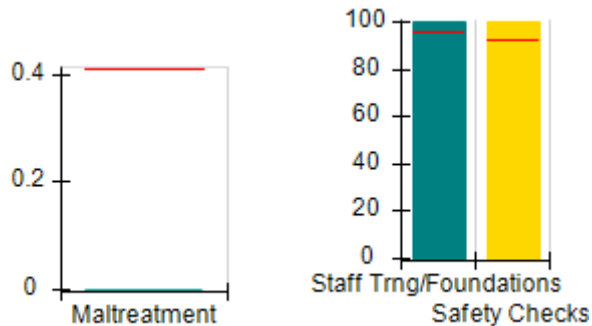
**Overall Score (%)**



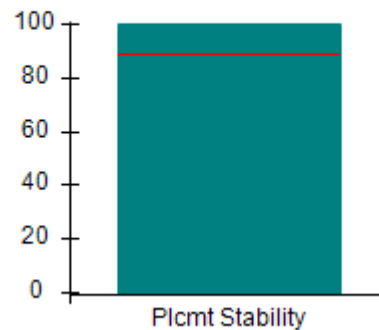
**OPM Monitoring Reviews (%)**



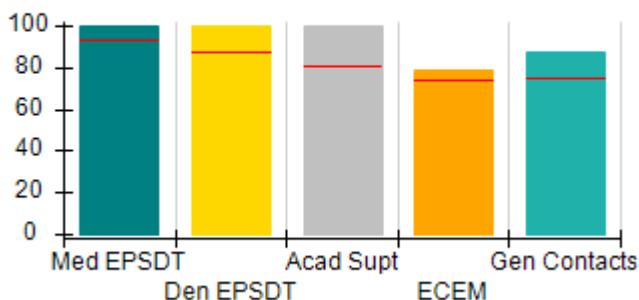
**Safety Outcomes (%)**



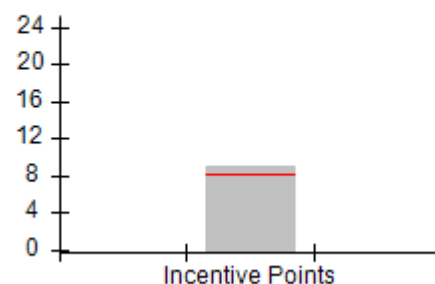
**Permanency Outcomes (%)**



**Well-Being Outcomes (%)**



**Incentives Earned (Points)**





DHS, DFCS, Office of Provider Management  
**Performance-Based Placement Measures**  
**RBWO Provider GA+SCORECARD - CCI**  
 Report Quarter: Q3 FY2019



<b>Provider/Program Name: Family Choices - (5153) - CCI</b>				
6345 Queens Road, Douglasville, GA 30135		Quarterly Scores (Grades)		Current Quarter Score (Grade)
Phone: 404-474-2064		Q1: 102.19 (A+)	Q2: 95.07 (A)	<b>99.08%</b> <b>(A+)</b>
Vendor ID# 54024		Q3: 99.08 (A+)	Q4: N/A	
Program Census Information:		# Children in Care During Quarter: 8	# Placements During Quarter: 8	# Children in Care On Last Day: 4
	Avg Performance All CCIs (%)	Provider Performance (%)*	Possible Points (Weight)	Provider Points Earned
<b>OPM Monitoring Reviews</b>				
Annual Comprehensive Reviews	85%	71%	25	17.79
Safety Reviews	90%	97%	15	14.57
<b>Monitoring Sub-Total</b>			<b>40</b>	<b>32.36</b>
<b>CCI Safety Outcomes</b>				
Incidence of Maltreatment	0.41%	No Substantiated Reports	10	10.00
Staff Training/Foundations	96%	100%	5	5.00
Staff Safety Checks	92%	100%	5	5.00
<b>Safety Sub-Total</b>			<b>20</b>	<b>20.00</b>
<b>CCI Permanency Outcomes</b>				
Placement Stability	89%	100%	15	15.00
<b>Permanency Sub-Total</b>			<b>15</b>	<b>15.00</b>
<b>CCI Well-Being Outcomes</b>				
EPSDT Medical Visits	93%	100%	4	4.00
EPSDT Dental Visits	87%	100%	4	4.00
Academic Supports	81%	100%	3	3.00
Provider ECEM Visits	74%	79%	7	5.53
Provider General Contacts	75%	87%	7	6.09
Placements with Siblings	36%	0%	Not Scored	Not Scored
Placements within Legal County	14%	0%	Not Scored	Not Scored
<b>Well-Being Sub-Total</b>			<b>25</b>	<b>22.62</b>
*Performance calculation descriptions can be found in the FY 2019 RBWO PBP Measurements and Standards Guide.				

<b>Monitoring &amp; Outcomes: Possible Points = 100</b>		<b>Points Earned = 89.98</b>	
<b>Score Before Incentives Credit</b>			<b>89.98%</b>
<b>Incentives Awarded</b>			<b>9.10 pts</b>
<b>PBP Verification</b>			<b>N/A pts</b>
<b>Total Score</b>			<b>99.08%</b>



DHS, DFCS, Office of Provider Management  
**Performance-Based Placement Measures**  
**RBWO Provider GA+SCORECARD - CCI**  
Report Quarter: Q3 FY2019



**Provider/Program Name: Family Choices - (5153) - CCI**

Program Census Information:		# Children in Care During Quarter: 8	# Placements During Quarter: 8	# Children in Care On Last Day: 4
CCI Incentive Credits	Avg Performance All CCIs (Points)	Provider Performance (%)*	Possible Points (Weight)	Provider Points Earned
Early EPSDT Medical Visits		100%	2	2.00
Early EPSDT Dental Visits		100%	2	2.00
Permanency Contacts		None Planned	5	
Additional Academic Supports		55%	2	1.10
HS Grad/GED/Prof or Trade Certificate/College		N/A	10/5/5/1	
EYSS Agreement		Not Eligible	5	
Community Connections		0%	4	0.00
Active Agency Accreditation		0%	4	0.00
Staff Clinical Licensure		0%	5	0.00
Behavior Management (threshold = 0)		100%	4	4.00
<b>Incentives Total</b>	<b>8.21</b>			<b>9.10</b>
Maximum total combined incentive credit allowed is 10 points.			<b>Incentives Awarded</b>	<b>9.10</b>

\*Performance calculation descriptions can be found in the FY 2019 RBWO PBP Measurements and Standards Guide.

**Child Protective Services Investigations and Dispositions**

The following investigations data, which is not used for scoring but is considered significant to a provider's performance, is from Georgia SHINES and is not considered final or complete until the end of the fiscal year.

Total Reports:	1
Number Screened In:	1
Number Screened Out:	0
Number Substantiated:	0
Number Unsubstantiated:	1
Number Active CPS Investigations:	0



# Performance-Based Placement Measures

## RBWO Provider GA+SCORECARD - CCI

Report Quarter: Q3 FY2019

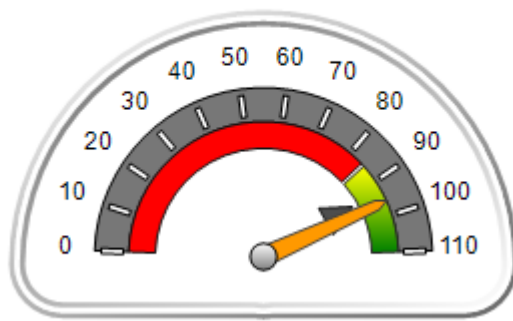
**Provider/Program Name: Family Crisis Center of Walker, Dade, Catoosa, Chattooga Counties - The Cottage (645) - CCI**

467 Long Hollow Rd., Rock Spring, GA 30739	Quarterly Scores (Grades)		Current Quarter Score (Grade)
Phone: 706-375-9060	Q1: 93.68 (A-)	Q2: 95.78 (A)	<b>96.03%</b> <b>(A)</b>
Vendor ID# 35341	Q3: 96.03 (A)	Q4: N/A	
Program Census Information:	# Children in Care During Quarter: 21	# Placements During Quarter: 21	# Children in Care On Last Day: 16

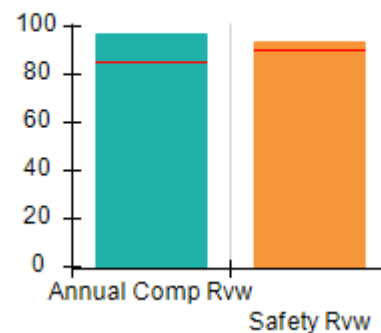
### Quarterly Provider Comparisons to All CCIs

indicates average for all CCIs

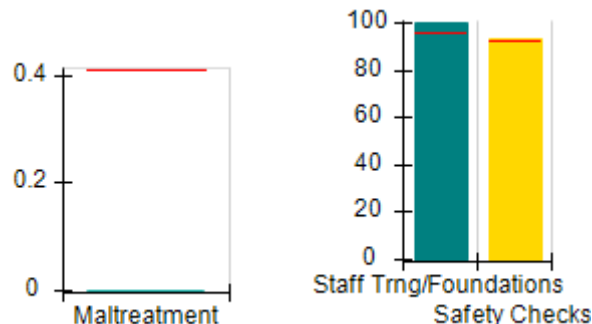
Overall Score (%)



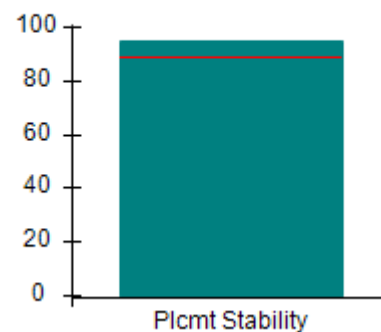
OPM Monitoring Reviews (%)



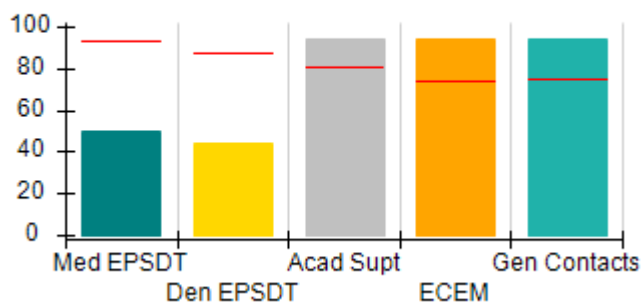
Safety Outcomes (%)



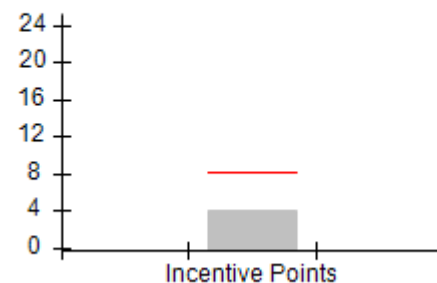
Permanency Outcomes (%)



Well-Being Outcomes (%)



Incentives Earned (Points)







# Performance-Based Placement Measures

## RBWO Provider GA+SCORECARD - CCI

Report Quarter: Q3 FY2019

<b>Provider/Program Name: Family Crisis Center of Walker, Dade, Catoosa, Chattooga Counties - The Cottage (645) - CCI</b>				
<b>467 Long Hollow Rd., Rock Spring, GA 30739</b>		<b>Quarterly Scores (Grades)</b>		<b>Current Quarter Score (Grade)</b>
<b>Phone: 706-375-9060</b>		<b>Q1: 93.68 (A-)</b>	<b>Q2: 95.78 (A)</b>	<b>96.03% (A)</b>
<b>Vendor ID# 35341</b>		<b>Q3: 96.03 (A)</b>	<b>Q4: N/A</b>	
Program Census Information:		# Children in Care During Quarter: 21	# Placements During Quarter: 21	# Children in Care On Last Day: 16
	<b>Avg Performance All CCIs (%)</b>	<b>Provider Performance (%)*</b>	<b>Possible Points (Weight)</b>	<b>Provider Points Earned</b>
<b>OPM Monitoring Reviews</b>				
Annual Comprehensive Reviews	85%	97%	25	24.31
Safety Reviews	90%	94%	15	14.07
<b>Monitoring Sub-Total</b>			<b>40</b>	<b>38.39</b>
<b>CCI Safety Outcomes</b>				
Incidence of Maltreatment	0.41%	No Substantiated Reports	10	10.00
Staff Training/Foundations	96%	100%	5	5.00
Staff Safety Checks	92%	93%	5	4.65
<b>Safety Sub-Total</b>			<b>20</b>	<b>19.65</b>
<b>CCI Permanency Outcomes</b>				
Placement Stability	89%	95%	15	14.25
<b>Permanency Sub-Total</b>			<b>15</b>	<b>14.25</b>
<b>CCI Well-Being Outcomes</b>				
EPSDT Medical Visits	93%	50%	4	2.00
EPSDT Dental Visits	87%	44%	4	1.76
Academic Supports	81%	94%	3	2.82
Provider ECEM Visits	74%	94%	7	6.58
Provider General Contacts	75%	94%	7	6.58
Placements with Siblings	36%	50%	Not Scored	Not Scored
Placements within Legal County	14%	0%	Not Scored	Not Scored
<b>Well-Being Sub-Total</b>			<b>25</b>	<b>19.74</b>

\*Performance calculation descriptions can be found in the FY 2019 RBWO PBP Measurements and Standards Guide.

<b>Monitoring &amp; Outcomes: Possible Points = 100</b>	<b>Points Earned = 92.03</b>
<b>Score Before Incentives Credit</b>	<b>92.03%</b>
<b>Incentives Awarded</b>	<b>4.00 pts</b>
<b>PBP Verification</b>	<b>N/A pts</b>
<b>Total Score</b>	<b>96.03%</b>



**DHS, DFCS, Office of Provider Management**  
**Performance-Based Placement Measures**  
**RBWO Provider GA+SCORECARD - CCI**



**Report Quarter: Q3 FY2019**

**Provider/Program Name: Family Crisis Center of Walker, Dade, Catoosa, Chattooga Counties - The Cottage (645) - CCI**

Program Census Information:		# Children in Care During Quarter: 21	# Placements During Quarter: 21	# Children in Care On Last Day: 16
CCI Incentive Credits	Avg Performance All CCIs (Points)	Provider Performance (%)*	Possible Points (Weight)	Provider Points Earned
Early EPSDT Medical Visits		0%	2	0.00
Early EPSDT Dental Visits		0%	2	0.00
Permanency Contacts		0%	5	0.00
Additional Academic Supports		0%	2	0.00
HS Grad/GED/Prof or Trade Certificate/College		N/A	10/5/5/1	
EYSS Agreement		Not Eligible	5	
Community Connections		0%	4	0.00
Active Agency Accreditation		0%	4	0.00
Staff Clinical Licensure		0%	5	0.00
Behavior Management (threshold = 0)		100%	4	4.00
<b>Incentives Total</b>	<b>8.21</b>			<b>4.00</b>
Maximum total combined incentive credit allowed is 10 points.			<b>Incentives Awarded</b>	<b>4.00</b>

\*Performance calculation descriptions can be found in the FY 2019 RBWO PBP Measurements and Standards Guide.

### Child Protective Services Investigations and Dispositions

The following investigations data, which is not used for scoring but is considered significant to a provider's performance, is from Georgia SHINES and is not considered final or complete until the end of the fiscal year.

Total Reports:	1	
Number Screened In:	1	
Number Screened Out:	0	
Number Substantiated:	0	
Number Unsubstantiated:	0	
Number Active CPS Investigations:	1	



DHS, DFCS, Office of Provider Management  
**Performance-Based Placement Measures**  
**RBWO Provider GA+SCORECARD - CCI**  
 Report Quarter: Q3 FY2019

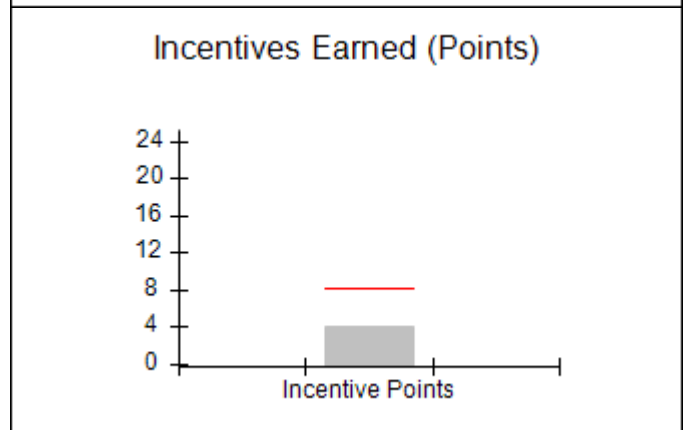
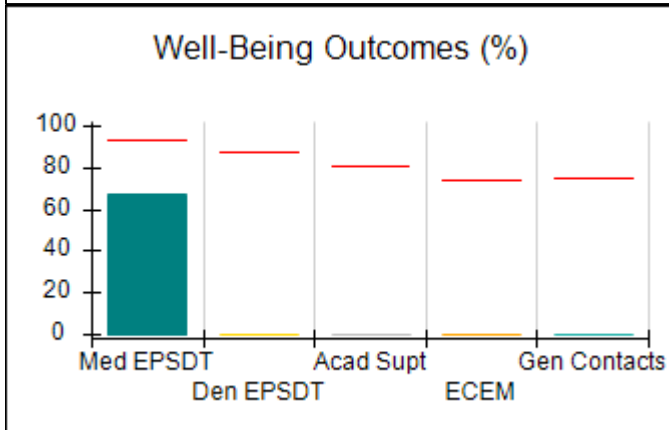
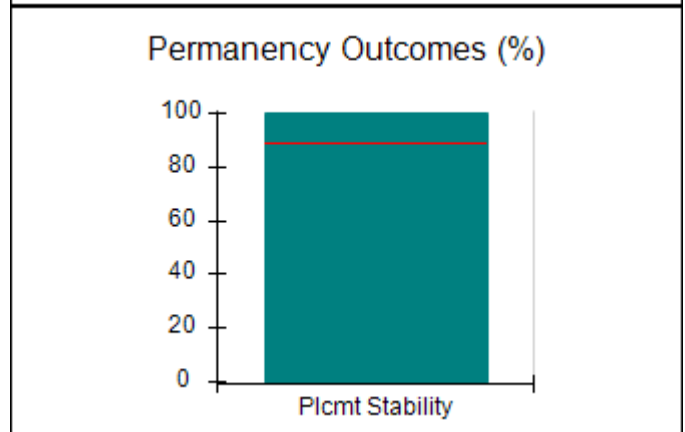
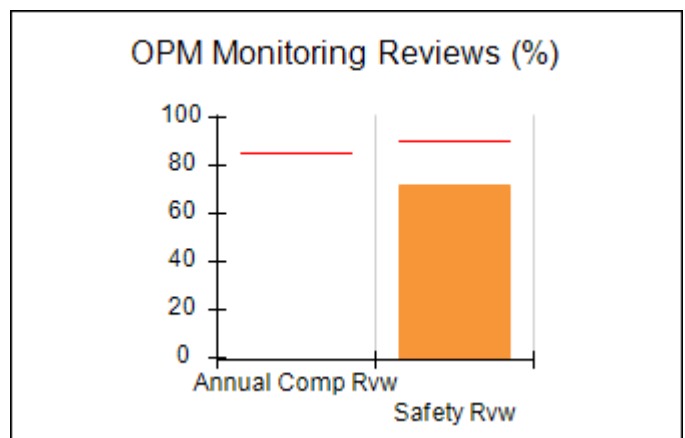
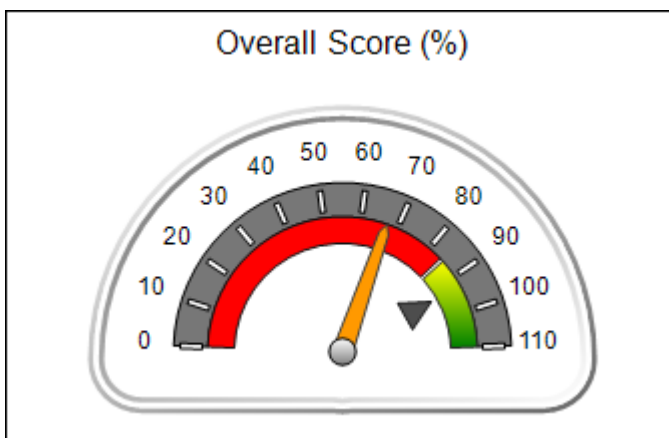


**Provider/Program Name: Family Life Center, Inc. - (5347) - CCI**

405 West Tyler St. , Talbotton, GA 31827	Quarterly Scores (Grades)		Current Quarter Score (Grade)
Phone: 706-523-1114	Q1: 63.30 (D-)	Q2: 71.70 (C-)	<b>67.04%</b> <b>(D+)</b>
Vendor ID# 159967	Q3: 67.04 (D+)	Q4: N/A	
Program Census Information:	# Children in Care During Quarter: 6	# Placements During Quarter: 6	# Children in Care On Last Day: 6

**Quarterly Provider Comparisons to All CCIs**

▼ — indicates average for all CCIs





DHS, DFCS, Office of Provider Management  
**Performance-Based Placement Measures**  
**RBWO Provider GA+SCORECARD - CCI**  
 Report Quarter: Q3 FY2019



<b>Provider/Program Name: Family Life Center, Inc. - (5347) - CCI</b>				
<b>405 West Tyler St. , Talbotton, GA 31827</b>		<b>Quarterly Scores (Grades)</b>		<b>Current Quarter Score (Grade)</b>
<b>Phone: 706-523-1114</b>		<b>Q1: 63.30 (D-)</b>	<b>Q2: 71.70 (C-)</b>	<b>67.04% (D+)</b>
<b>Vendor ID# 159967</b>		<b>Q3: 67.04 (D+)</b>	<b>Q4: N/A</b>	
Program Census Information:		# Children in Care During Quarter: 6	# Placements During Quarter: 6	# Children in Care On Last Day: 6
	<b>Avg Performance All CCIs (%)</b>	<b>Provider Performance (%)*</b>	<b>Possible Points (Weight)</b>	<b>Provider Points Earned</b>
<b>OPM Monitoring Reviews</b>				
Annual Comprehensive Reviews	85%	Not Yet Conducted		
Safety Reviews	90%	72%	15	10.75
<b>Monitoring Sub-Total</b>			<b>15</b>	<b>10.75</b>
<b>CCI Safety Outcomes</b>				
Incidence of Maltreatment	0.41%	No Substantiated Reports	10	10.00
Staff Training/Foundations	96%	85%	5	4.25
Staff Safety Checks	92%	92%	5	4.60
<b>Safety Sub-Total</b>			<b>20</b>	<b>18.85</b>
<b>CCI Permanency Outcomes</b>				
Placement Stability	89%	100%	15	15.00
<b>Permanency Sub-Total</b>			<b>15</b>	<b>15.00</b>
<b>CCI Well-Being Outcomes</b>				
EPSDT Medical Visits	93%	67%	4	2.68
EPSDT Dental Visits	87%	0%	4	0.00
Academic Supports	81%	0%	3	0.00
Provider ECEM Visits	74%	0%	7	0.00
Provider General Contacts	75%	0%	7	0.00
Placements with Siblings	36%	Not Eligible	Not Scored	Not Scored
Placements within Legal County	14%	Not Eligible	Not Scored	Not Scored
<b>Well-Being Sub-Total</b>			<b>25</b>	<b>2.68</b>
*Performance calculation descriptions can be found in the FY 2019 RBWO PBP Measurements and Standards Guide.				

<b>Monitoring &amp; Outcomes: Possible Points = 75</b>		<b>Points Earned = 47.28</b>	
<b>Score Before Incentives Credit</b>			<b>63.04%</b>
<b>Incentives Awarded</b>			<b>4.00 pts</b>
<b>PBP Verification</b>			<b>N/A pts</b>
<b>Total Score</b>			<b>67.04%</b>



DHS, DFCS, Office of Provider Management  
**Performance-Based Placement Measures**  
**RBWO Provider GA+SCORECARD - CCI**  
**Report Quarter: Q3 FY2019**



**Provider/Program Name: Family Life Center, Inc. - (5347) - CCI**

Program Census Information:		# Children in Care During Quarter: 6	# Placements During Quarter: 6	# Children in Care On Last Day: 6
CCI Incentive Credits	Avg Performance All CCIs (Points)	Provider Performance (%)*	Possible Points (Weight)	Provider Points Earned
Early EPSDT Medical Visits		0%	2	0.00
Early EPSDT Dental Visits		0%	2	0.00
Permanency Contacts		0%	5	0.00
Additional Academic Supports		0%	2	0.00
HS Grad/GED/Prof or Trade Certificate/College		N/A	10/5/5/1	
EYSS Agreement		Not Eligible	5	
Community Connections		0%	4	0.00
Active Agency Accreditation		0%	4	0.00
Staff Clinical Licensure		0%	5	0.00
Behavior Management (threshold = 0)		100%	4	4.00
<b>Incentives Total</b>	<b>8.21</b>			<b>4.00</b>
Maximum total combined incentive credit allowed is 10 points.			<b>Incentives Awarded</b>	<b>4.00</b>

\*Performance calculation descriptions can be found in the FY 2019 RBWO PBP Measurements and Standards Guide.

**Child Protective Services Investigations and Dispositions**

The following investigations data, which is not used for scoring but is considered significant to a provider's performance, is from Georgia SHINES and is not considered final or complete until the end of the fiscal year.

Total Reports:	1
Number Screened In:	1
Number Screened Out:	0
Number Substantiated:	0
Number Unsubstantiated:	0
Number Active CPS Investigations:	1



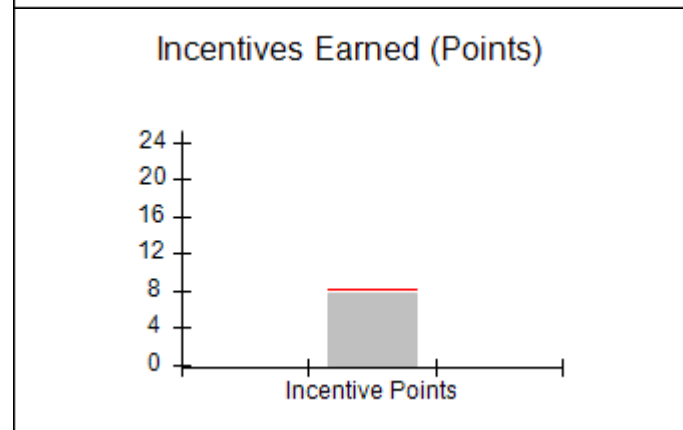
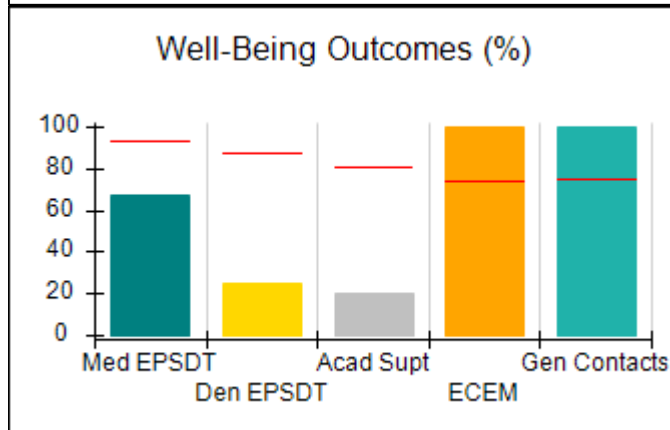
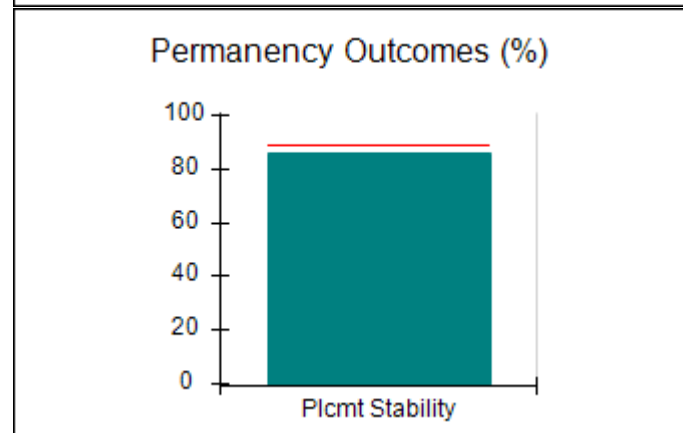
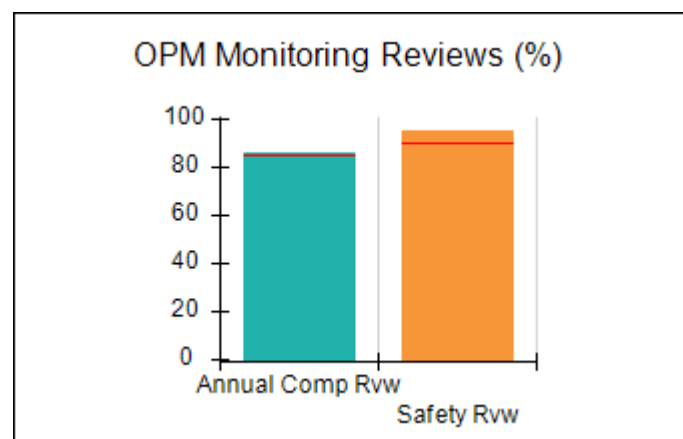
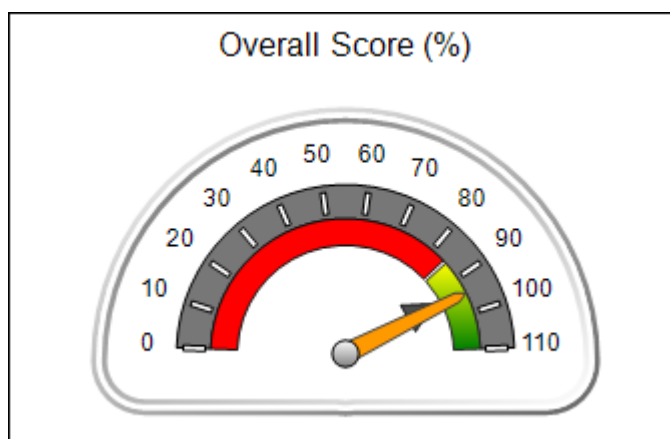
**DHS, DFCS, Office of Provider Management**  
**Performance-Based Placement Measures**  
**RBWO Provider GA+SCORECARD - CCI**



**Report Quarter: Q3 FY2019**

Provider/Program Name: Family Support Council - Oak Haven Second Chance Home (646) - CCI			
216 Fort Hill Terr., Dalton, GA 30721	Quarterly Scores (Grades)		Current Quarter Score (Grade)
Phone: 706-259-4550	Q1: 93.26 (A-)	Q2: 90.61 (A-)	<b>94.60%</b> <b>(A)</b>
Vendor ID# 35343	Q3: 94.60 (A)	Q4: N/A	
Program Census Information:	# Children in Care During Quarter: 7	# Placements During Quarter: 7	# Children in Care On Last Day: 6
Quarterly Provider Comparisons to All CCIs			

▼ — indicates average for all CCIs





DHS, DFCS, Office of Provider Management  
**Performance-Based Placement Measures**  
**RBWO Provider GA+SCORECARD - CCI**



Report Quarter: Q3 FY2019

**Provider/Program Name: Family Support Council - Oak Haven Second Chance Home (646) - CCI**

216 Fort Hill Terr., Dalton, GA 30721	Quarterly Scores (Grades)		Current Quarter Score (Grade)
Phone: 706-259-4550	Q1: 93.26 (A-)	Q2: 90.61 (A-)	<b>94.60% (A)</b>
Vendor ID# 35343	Q3: 94.60 (A)	Q4: N/A	

Program Census Information:	# Children in Care During Quarter: 7	# Placements During Quarter: 7	# Children in Care On Last Day: 6
-----------------------------	--------------------------------------	--------------------------------	-----------------------------------

	Avg Performance All CCIs (%)	Provider Performance (%)*	Possible Points (Weight)	Provider Points Earned
--	------------------------------	---------------------------	--------------------------	------------------------

**OPM Monitoring Reviews**

Annual Comprehensive Reviews	85%	86%	25	21.51
Safety Reviews	90%	95%	15	14.25
<b>Monitoring Sub-Total</b>			<b>40</b>	<b>35.76</b>

**CCI Safety Outcomes**

Incidence of Maltreatment	0.41%	No Substantiated Reports	10	10.00
Staff Training/Foundations	96%	100%	5	5.00
Staff Safety Checks	92%	100%	5	5.00
<b>Safety Sub-Total</b>			<b>20</b>	<b>20.00</b>

**CCI Permanency Outcomes**

Placement Stability	89%	86%	15	12.90
<b>Permanency Sub-Total</b>			<b>15</b>	<b>12.90</b>

**CCI Well-Being Outcomes**

EPSDT Medical Visits	93%	67%	4	2.68
EPSDT Dental Visits	87%	25%	4	1.00
Academic Supports	81%	20%	3	0.60
Provider ECEM Visits	74%	100%	7	7.00
Provider General Contacts	75%	100%	7	7.00
Placements with Siblings	36%	0%	Not Scored	Not Scored
Placements within Legal County	14%	0%	Not Scored	Not Scored
<b>Well-Being Sub-Total</b>			<b>25</b>	<b>18.28</b>

\*Performance calculation descriptions can be found in the FY 2019 RBWO PBP Measurements and Standards Guide.

<b>Monitoring &amp; Outcomes: Possible Points = 100</b>	<b>Points Earned = 86.94</b>
<b>Score Before Incentives Credit</b>	<b>86.94%</b>
<b>Incentives Awarded</b>	<b>7.66 pts</b>
<b>PBP Verification</b>	<b>N/A pts</b>
<b>Total Score</b>	<b>94.60%</b>



DHS, DFCS, Office of Provider Management  
**Performance-Based Placement Measures**  
**RBWO Provider GA+SCORECARD - CCI**



Report Quarter: Q3 FY2019

**Provider/Program Name: Family Support Council - Oak Haven Second Chance Home (646) - CCI**

Program Census Information:		# Children in Care During Quarter: 7	# Placements During Quarter: 7	# Children in Care On Last Day: 6
CCI Incentive Credits	Avg Performance All CCIs (Points)	Provider Performance (%)*	Possible Points (Weight)	Provider Points Earned
Early EPSDT Medical Visits		33%	2	0.66
Early EPSDT Dental Visits		25%	2	0.50
Permanency Contacts		50%	5	2.50
Additional Academic Supports		0%	2	0.00
HS Grad/GED/Prof or Trade Certificate/College		N/A	10/5/5/1	
EYSS Agreement		Not Eligible	5	
Community Connections		0%	4	0.00
Active Agency Accreditation		0%	4	0.00
Staff Clinical Licensure		0%	5	0.00
Behavior Management (threshold = 0)		100%	4	4.00
<b>Incentives Total</b>	<b>8.21</b>			<b>7.66</b>
Maximum total combined incentive credit allowed is 10 points.			<b>Incentives Awarded</b>	<b>7.66</b>

\*Performance calculation descriptions can be found in the FY 2019 RBWO PBP Measurements and Standards Guide.

### Child Protective Services Investigations and Dispositions

The following investigations data, which is not used for scoring but is considered significant to a provider's performance, is from Georgia SHINES and is not considered final or complete until the end of the fiscal year.

Total Reports:	0	
Number Screened In:	0	
Number Screened Out:	0	
Number Substantiated:	0	
Number Unsubstantiated:	0	
Number Active CPS Investigations:	0	





DHS, DFCS, Office of Provider Management  
**Performance-Based Placement Measures**  
**RBWO Provider GA+SCORECARD - CCI**  
 Report Quarter: Q3 FY2019

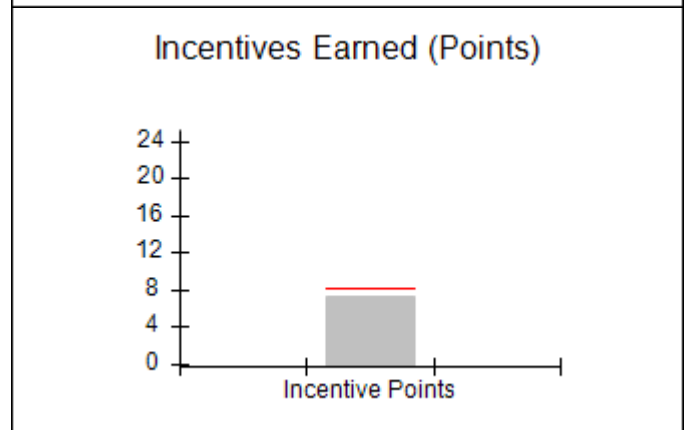
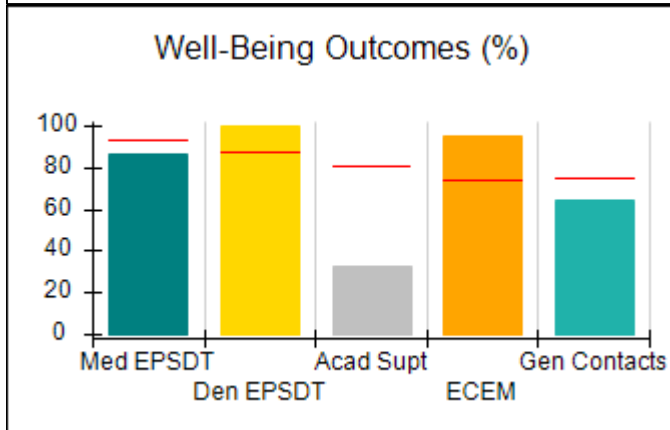
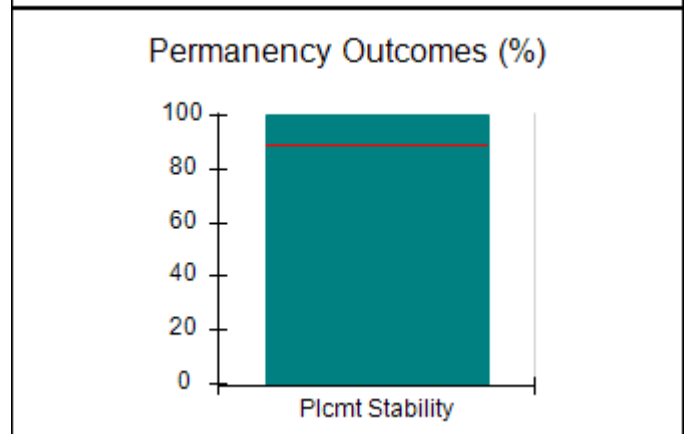
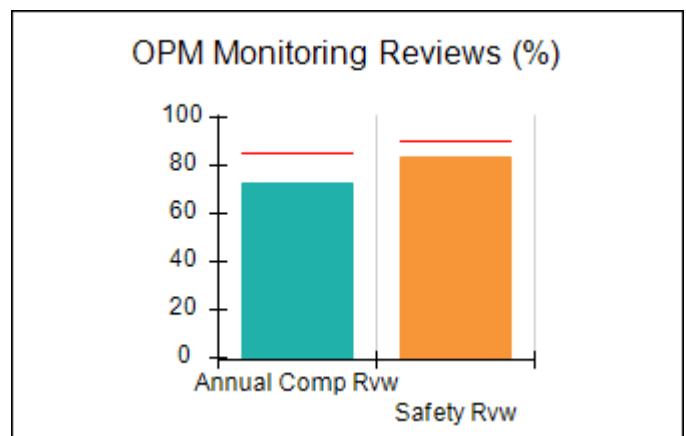
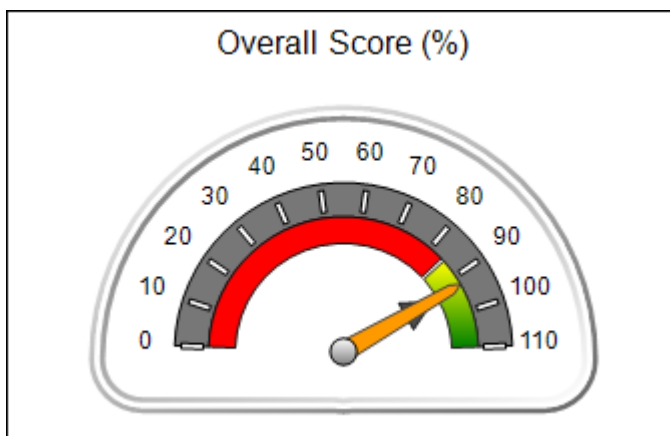


**Provider/Program Name: Foundation Group Home, Inc. - CCI (992) - CCI**

827 Tallapoosa Street, Bremen, GA 30110	Quarterly Scores (Grades)		Current Quarter Score (Grade)
Phone: 770-537-0700	Q1: 100.23 (A+)	Q2: 96.05 (A)	<b>92.61%</b> <b>(A-)</b>
Vendor ID# 44184	Q3: 92.61 (A-)	Q4: N/A	
Program Census Information:	# Children in Care During Quarter: 10	# Placements During Quarter: 10	# Children in Care On Last Day: 7

**Quarterly Provider Comparisons to All CCIs**

▼ — indicates average for all CCIs





DHS, DFCS, Office of Provider Management  
**Performance-Based Placement Measures**  
**RBWO Provider GA+SCORECARD - CCI**  
 Report Quarter: Q3 FY2019



Provider/Program Name: Foundation Group Home, Inc. - CCI (992) - CCI				
827 Tallapoosa Street, Bremen, GA 30110		Quarterly Scores (Grades)		Current Quarter Score (Grade)
Phone: 770-537-0700		Q1: 100.23 (A+)	Q2: 96.05 (A)	<b>92.61%</b> <b>(A-)</b>
Vendor ID# 44184		Q3: 92.61 (A-)	Q4: N/A	
Program Census Information:		# Children in Care During Quarter: 10	# Placements During Quarter: 10	# Children in Care On Last Day: 7
	Avg Performance All CCIs (%)	Provider Performance (%)*	Possible Points (Weight)	Provider Points Earned
<b>OPM Monitoring Reviews</b>				
Annual Comprehensive Reviews	85%	73%	25	18.15
Safety Reviews	90%	84%	15	12.56
<b>Monitoring Sub-Total</b>			<b>40</b>	<b>30.71</b>
<b>CCI Safety Outcomes</b>				
Incidence of Maltreatment	0.41%	No Substantiated Reports	10	10.00
Staff Training/Foundations	96%	100%	5	5.00
Staff Safety Checks	92%	100%	5	5.00
<b>Safety Sub-Total</b>			<b>20</b>	<b>20.00</b>
<b>CCI Permanency Outcomes</b>				
Placement Stability	89%	100%	15	15.00
<b>Permanency Sub-Total</b>			<b>15</b>	<b>15.00</b>
<b>CCI Well-Being Outcomes</b>				
EPSDT Medical Visits	93%	86%	4	3.44
EPSDT Dental Visits	87%	100%	4	4.00
Academic Supports	81%	33%	3	0.99
Provider ECEM Visits	74%	95%	7	6.65
Provider General Contacts	75%	64%	7	4.48
Placements with Siblings	36%	40%	Not Scored	Not Scored
Placements within Legal County	14%	0%	Not Scored	Not Scored
<b>Well-Being Sub-Total</b>			<b>25</b>	<b>19.56</b>
*Performance calculation descriptions can be found in the FY 2019 RBWO PBP Measurements and Standards Guide.				

<b>Monitoring &amp; Outcomes: Possible Points = 100</b>		<b>Points Earned = 85.27</b>	
<b>Score Before Incentives Credit</b>			<b>85.27%</b>
<b>Incentives Awarded</b>			<b>7.34 pts</b>
<b>PBP Verification</b>			<b>N/A pts</b>
<b>Total Score</b>			<b>92.61%</b>



**DHS, DFCS, Office of Provider Management**  
**Performance-Based Placement Measures**  
**RBWO Provider GA+SCORECARD - CCI**  
**Report Quarter: Q3 FY2019**



**Provider/Program Name: Foundation Group Home, Inc. - CCI (992) - CCI**

Program Census Information:		# Children in Care During Quarter: 10	# Placements During Quarter: 10	# Children in Care On Last Day: 7
CCI Incentive Credits	Avg Performance All CCIs (Points)	Provider Performance (%)*	Possible Points (Weight)	Provider Points Earned
Early EPSDT Medical Visits		67%	2	1.34
Early EPSDT Dental Visits		100%	2	2.00
Permanency Contacts		None Planned	5	
Additional Academic Supports		0%	2	0.00
HS Grad/GED/Prof or Trade Certificate/College		N/A	10/5/5/1	
EYSS Agreement		Not Eligible	5	
Community Connections		0%	4	0.00
Active Agency Accreditation		0%	4	0.00
Staff Clinical Licensure		0%	5	0.00
Behavior Management (threshold = 0)		100%	4	4.00
<b>Incentives Total</b>	<b>8.21</b>			<b>7.34</b>
Maximum total combined incentive credit allowed is 10 points.			<b>Incentives Awarded</b>	<b>7.34</b>

\*Performance calculation descriptions can be found in the FY 2019 RBWO PBP Measurements and Standards Guide.

**Child Protective Services Investigations and Dispositions**

The following investigations data, which is not used for scoring but is considered significant to a provider's performance, is from Georgia SHINES and is not considered final or complete until the end of the fiscal year.

Total Reports:	0
Number Screened In:	0
Number Screened Out:	0
Number Substantiated:	0
Number Unsubstantiated:	0
Number Active CPS Investigations:	0



**DHS, DFCS, Office of Provider Management**  
**Performance-Based Placement Measures**  
**RBWO Provider GA+SCORECARD - CCI**  
**Report Quarter: Q3 FY2019**



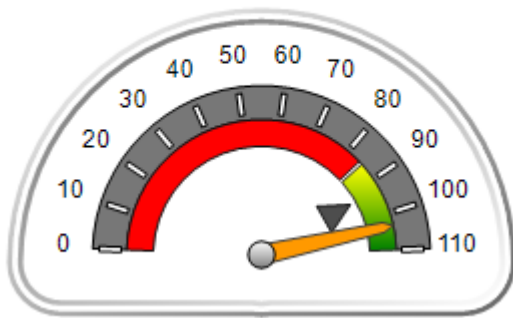
**Provider/Program Name: Fresh Start For Boys, LLC - (5348) - CCI**

5007 Old Waynesboro Rd., Hephzibah, GA 301815	Quarterly Scores (Grades)		Current Quarter Score (Grade)
Phone: 706-751-2223	Q1: 98.83 (A+)	Q2: 101.03 (A+)	<b>103.45%</b> <b>(A+)</b>
Vendor ID# 159742	Q3: 103.45 (A+)	Q4: N/A	
Program Census Information:	# Children in Care During Quarter: 6	# Placements During Quarter: 6	# Children in Care On Last Day: 4

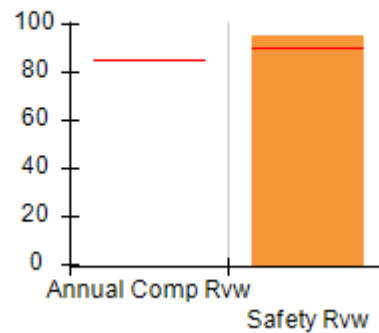
**Quarterly Provider Comparisons to All CCIs**

▼ — indicates average for all CCIs

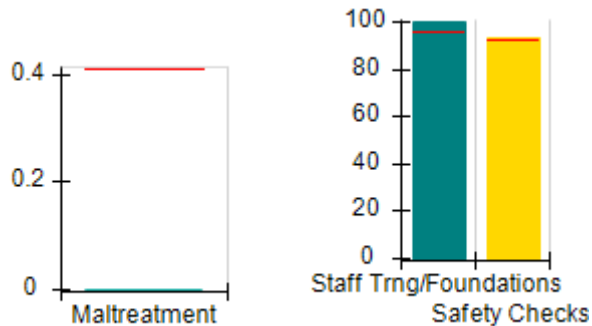
Overall Score (%)



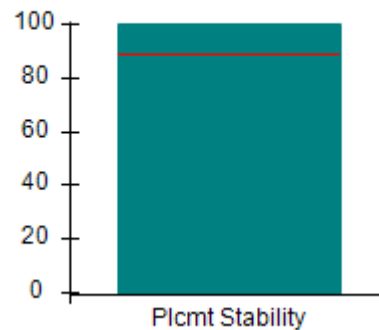
OPM Monitoring Reviews (%)



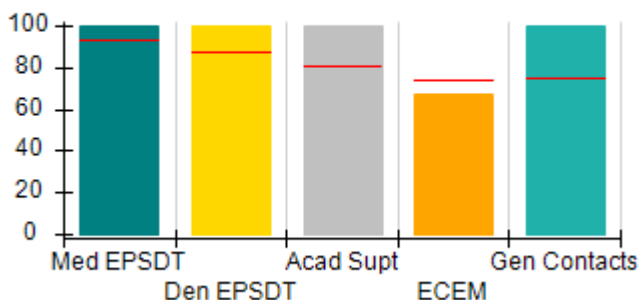
Safety Outcomes (%)



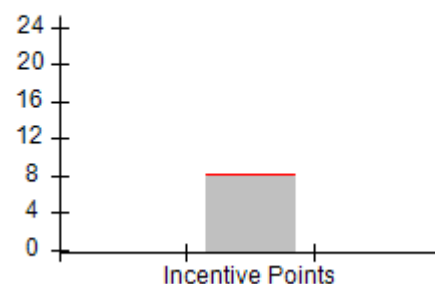
Permanency Outcomes (%)



Well-Being Outcomes (%)



Incentives Earned (Points)





DHS, DFCS, Office of Provider Management  
**Performance-Based Placement Measures**  
**RBWO Provider GA+SCORECARD - CCI**  
 Report Quarter: Q3 FY2019



**Provider/Program Name: Fresh Start For Boys, LLC - (5348) - CCI**

<b>5007 Old Waynesboro Rd., Hephzibah, GA 301815</b>	<b>Quarterly Scores (Grades)</b>		<b>Current Quarter Score (Grade)</b>
<b>Phone: 706-751-2223</b>	<b>Q1: 98.83 (A+)</b>	<b>Q2: 101.03 (A+)</b>	<b>103.45% (A+)</b>
<b>Vendor ID# 159742</b>	<b>Q3: 103.45 (A+)</b>	<b>Q4: N/A</b>	

Program Census Information:	# Children in Care During Quarter: 6	# Placements During Quarter: 6	# Children in Care On Last Day: 4
-----------------------------	--------------------------------------	--------------------------------	-----------------------------------

	<b>Avg Performance All CCIs (%)</b>	<b>Provider Performance (%)*</b>	<b>Possible Points (Weight)</b>	<b>Provider Points Earned</b>
--	-------------------------------------	----------------------------------	---------------------------------	-------------------------------

**OPM Monitoring Reviews**

Annual Comprehensive Reviews	85%	Not Yet Conducted		
Safety Reviews	90%	95%	15	14.25
<b>Monitoring Sub-Total</b>			<b>15</b>	<b>14.25</b>

**CCI Safety Outcomes**

Incidence of Maltreatment	0.41%	No Substantiated Reports	10	10.00
Staff Training/Foundations	96%	100%	5	5.00
Staff Safety Checks	92%	93%	5	4.65
<b>Safety Sub-Total</b>			<b>20</b>	<b>19.65</b>

**CCI Permanency Outcomes**

Placement Stability	89%	100%	15	15.00
<b>Permanency Sub-Total</b>			<b>15</b>	<b>15.00</b>

**CCI Well-Being Outcomes**

EPSDT Medical Visits	93%	100%	4	4.00
EPSDT Dental Visits	87%	100%	4	4.00
Academic Supports	81%	100%	3	3.00
Provider ECEM Visits	74%	67%	7	4.69
Provider General Contacts	75%	100%	7	7.00
Placements with Siblings	36%	Not Eligible	Not Scored	Not Scored
Placements within Legal County	14%	0%	Not Scored	Not Scored
<b>Well-Being Sub-Total</b>			<b>25</b>	<b>22.69</b>

\*Performance calculation descriptions can be found in the FY 2019 RBWO PBP Measurements and Standards Guide.

<b>Monitoring &amp; Outcomes: Possible Points = 75</b>	<b>Points Earned = 71.59</b>
<b>Score Before Incentives Credit</b>	<b>95.45%</b>
<b>Incentives Awarded</b>	<b>8.00 pts</b>
<b>PBP Verification</b>	<b>N/A pts</b>
<b>Total Score</b>	<b>103.45%</b>



**DHS, DFCS, Office of Provider Management**  
**Performance-Based Placement Measures**  
**RBWO Provider GA+SCORECARD - CCI**  
**Report Quarter: Q3 FY2019**



**Provider/Program Name: Fresh Start For Boys, LLC - (5348) - CCI**

Program Census Information:		# Children in Care During Quarter: 6	# Placements During Quarter: 6	# Children in Care On Last Day: 4
CCI Incentive Credits	Avg Performance All CCIs (Points)	Provider Performance (%)*	Possible Points (Weight)	Provider Points Earned
Early EPSDT Medical Visits		Not Eligible	2	
Early EPSDT Dental Visits		100%	2	2.00
Permanency Contacts		0%	5	0.00
Additional Academic Supports		100%	2	2.00
HS Grad/GED/Prof or Trade Certificate/College		N/A	10/5/5/1	
EYSS Agreement		Not Eligible	5	
Community Connections		0%	4	0.00
Active Agency Accreditation		0%	4	0.00
Staff Clinical Licensure		0%	5	0.00
Behavior Management (threshold = 0)		100%	4	4.00
<b>Incentives Total</b>	<b>8.21</b>			<b>8.00</b>
Maximum total combined incentive credit allowed is 10 points.			<b>Incentives Awarded</b>	<b>8.00</b>

\*Performance calculation descriptions can be found in the FY 2019 RBWO PBP Measurements and Standards Guide.

**Child Protective Services Investigations and Dispositions**

The following investigations data, which is not used for scoring but is considered significant to a provider's performance, is from Georgia SHINES and is not considered final or complete until the end of the fiscal year.

Total Reports:	2
Number Screened In:	2
Number Screened Out:	0
Number Substantiated:	0
Number Unsubstantiated:	3
Number Active CPS Investigations:	-1

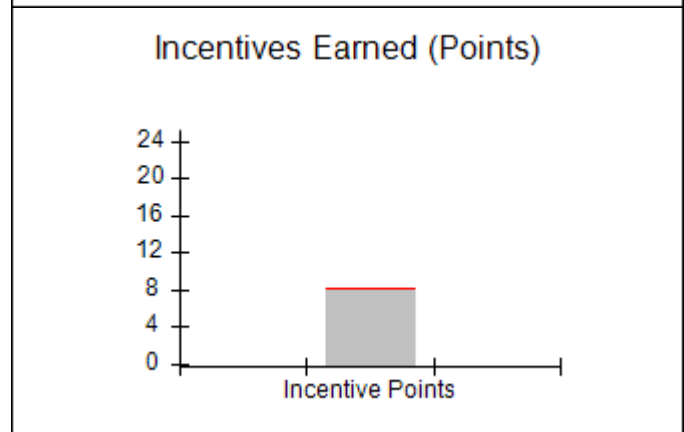
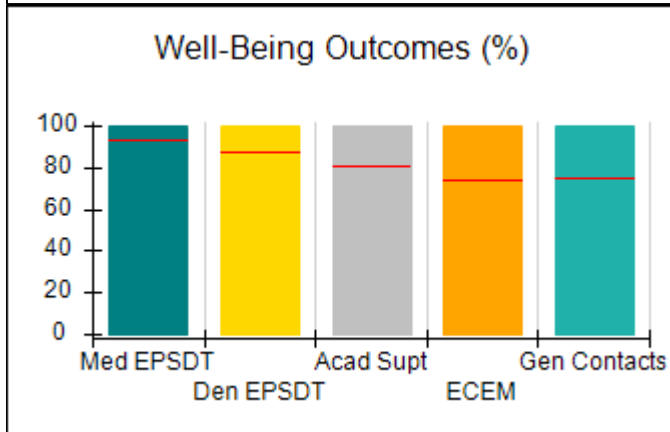
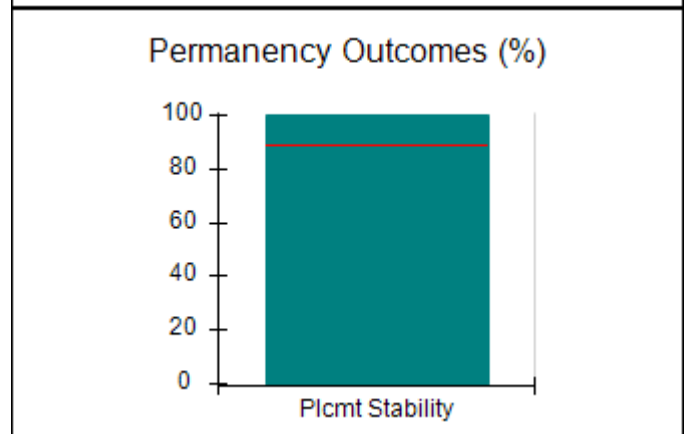
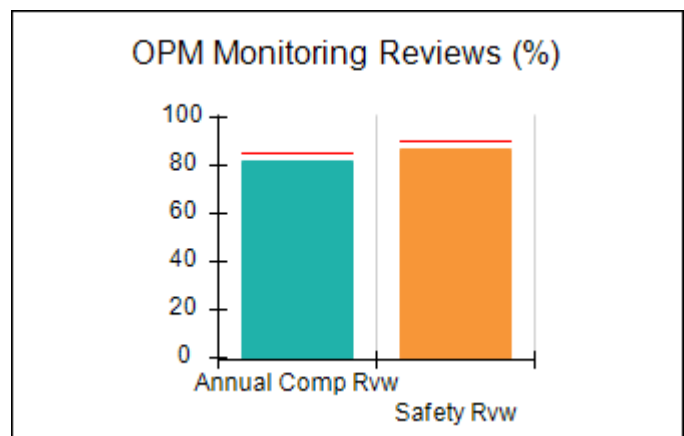
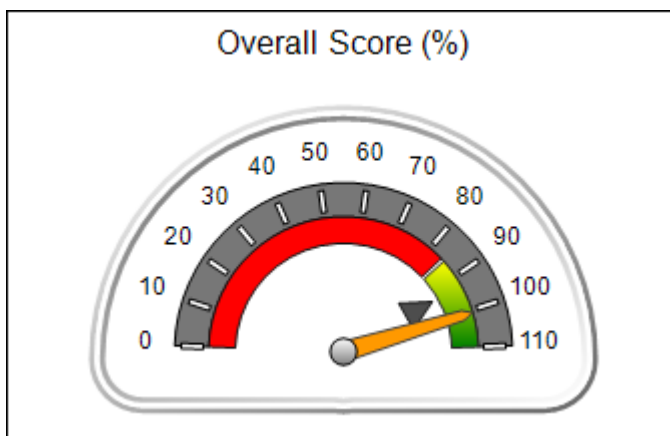


**DHS, DFCS, Office of Provider Management**  
**Performance-Based Placement Measures**  
**RBWO Provider GA+SCORECARD - CCI**  
**Report Quarter: Q3 FY2019**



<b>Provider/Program Name: Genesis House for Homeless, Inc. - (654) - CCI</b>			
2107 Hwy 41 North, Perry, GA 31069	Quarterly Scores (Grades)		Current Quarter Score (Grade)
Phone: 478-987-7466	Q1: 102.00 (A+)	Q2: 102.86 (A+)	<b>100.76%</b> <b>(A+)</b>
Vendor ID# 35355	Q3: 100.76 (A+)	Q4: N/A	
Program Census Information:	# Children in Care During Quarter: 8	# Placements During Quarter: 8	# Children in Care On Last Day: 8
<b>Quarterly Provider Comparisons to All CCIs</b>			

▼ — indicates average for all CCIs





DHS, DFCS, Office of Provider Management  
**Performance-Based Placement Measures**  
**RBWO Provider GA+SCORECARD - CCI**  
 Report Quarter: Q3 FY2019



<b>Provider/Program Name: Genesis House for Homeless, Inc. - (654) - CCI</b>				
<b>2107 Hwy 41 North, Perry, GA 31069</b>		<b>Quarterly Scores (Grades)</b>		<b>Current Quarter Score (Grade)</b>
<b>Phone: 478-987-7466</b>		<b>Q1: 102.00 (A+)</b>	<b>Q2: 102.86 (A+)</b>	<b>100.76% (A+)</b>
<b>Vendor ID# 35355</b>		<b>Q3: 100.76 (A+)</b>	<b>Q4: N/A</b>	
Program Census Information:		# Children in Care During Quarter: 8	# Placements During Quarter: 8	# Children in Care On Last Day: 8
	<b>Avg Performance All CCIs (%)</b>	<b>Provider Performance (%)*</b>	<b>Possible Points (Weight)</b>	<b>Provider Points Earned</b>
<b>OPM Monitoring Reviews</b>				
Annual Comprehensive Reviews	85%	82%	25	20.51
Safety Reviews	90%	87%	15	12.98
<b>Monitoring Sub-Total</b>			<b>40</b>	<b>33.49</b>
<b>CCI Safety Outcomes</b>				
Incidence of Maltreatment	0.41%	No Substantiated Reports	10	10.00
Staff Training/Foundations	96%	100%	5	5.00
Staff Safety Checks	92%	89%	5	4.45
<b>Safety Sub-Total</b>			<b>20</b>	<b>19.45</b>
<b>CCI Permanency Outcomes</b>				
Placement Stability	89%	100%	15	15.00
<b>Permanency Sub-Total</b>			<b>15</b>	<b>15.00</b>
<b>CCI Well-Being Outcomes</b>				
EPSDT Medical Visits	93%	100%	4	4.00
EPSDT Dental Visits	87%	100%	4	4.00
Academic Supports	81%	100%	3	3.00
Provider ECEM Visits	74%	100%	7	7.00
Provider General Contacts	75%	100%	7	7.00
Placements with Siblings	36%	Not Eligible	Not Scored	Not Scored
Placements within Legal County	14%	100%	Not Scored	Not Scored
<b>Well-Being Sub-Total</b>			<b>25</b>	<b>25.00</b>
*Performance calculation descriptions can be found in the FY 2019 RBWO PBP Measurements and Standards Guide.				

<b>Monitoring &amp; Outcomes: Possible Points = 100</b>		<b>Points Earned = 92.94</b>	
<b>Score Before Incentives Credit</b>			<b>92.94%</b>
<b>Incentives Awarded</b>			<b>7.82 pts</b>
<b>PBP Verification</b>			<b>0.00 pts</b>
<b>Total Score</b>			<b>100.76%</b>





**DHS, DFCS, Office of Provider Management**  
**Performance-Based Placement Measures**  
**RBWO Provider GA+SCORECARD - CCI**  
**Report Quarter: Q3 FY2019**



**Provider/Program Name: Genesis House for Homeless, Inc. - (654) - CCI**

Program Census Information:		# Children in Care During Quarter: 8	# Placements During Quarter: 8	# Children in Care On Last Day: 8
CCI Incentive Credits	Avg Performance All CCIs (Points)	Provider Performance (%)*	Possible Points (Weight)	Provider Points Earned
Early EPSDT Medical Visits		Not Eligible	2	
Early EPSDT Dental Visits		100%	2	2.00
Permanency Contacts		None Planned	5	
Additional Academic Supports		91%	2	1.82
HS Grad/GED/Prof or Trade Certificate/College		N/A	10/5/5/1	
EYSS Agreement		0%	5	0.00
Community Connections		0%	4	0.00
Active Agency Accreditation		0%	4	0.00
Staff Clinical Licensure		0%	5	0.00
Behavior Management (threshold = 0)		100%	4	4.00
<b>Incentives Total</b>	<b>8.21</b>			<b>7.82</b>
Maximum total combined incentive credit allowed is 10 points.			<b>Incentives Awarded</b>	<b>7.82</b>

\*Performance calculation descriptions can be found in the FY 2019 RBWO PBP Measurements and Standards Guide.

**Child Protective Services Investigations and Dispositions**

The following investigations data, which is not used for scoring but is considered significant to a provider's performance, is from Georgia SHINES and is not considered final or complete until the end of the fiscal year.

Total Reports:	0
Number Screened In:	0
Number Screened Out:	0
Number Substantiated:	0
Number Unsubstantiated:	0
Number Active CPS Investigations:	0



DHS, DFCS, Office of Provider Management  
**Performance-Based Placement Measures**  
**RBWO Provider GA+SCORECARD - CCI**



Report Quarter: Q3 FY2019

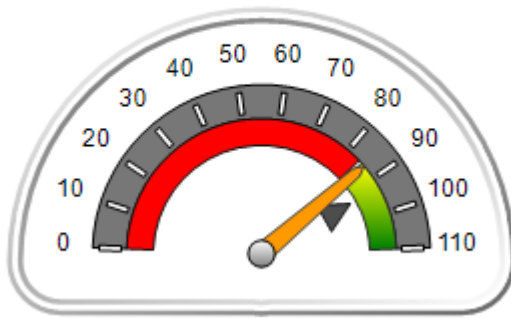
**Provider/Program Name: Gentle Loving Care Center - Residential Treatment Program: Pine Forest Dr. (5246) - CCI**

218 Pine Forest Drive, Sandersville, GA 31082	Quarterly Scores (Grades)		Current Quarter Score (Grade)
Phone: 478-412-2659	Q1: 88.74 (B+)	Q2: 90.31 (A-)	<b>85.93%</b> <b>(B)</b>
Vendor ID# 138051	Q3: 85.93 (B)	Q4: N/A	
Program Census Information:	# Children in Care During Quarter: 0	# Placements During Quarter: 0	# Children in Care On Last Day: 0

**Quarterly Provider Comparisons to All CCIs**

▼ — indicates average for all CCIs

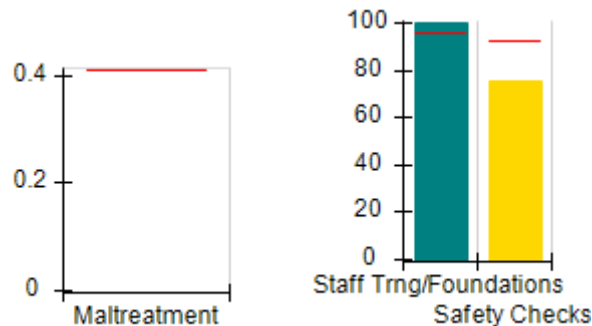
Overall Score (%)



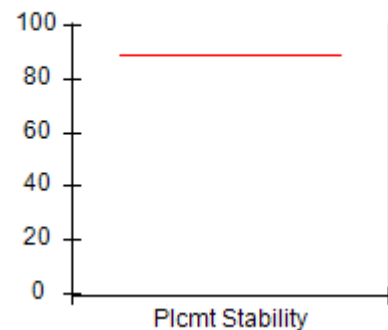
OPM Monitoring Reviews (%)



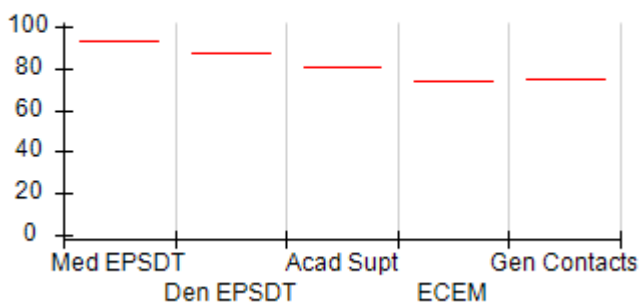
Safety Outcomes (%)



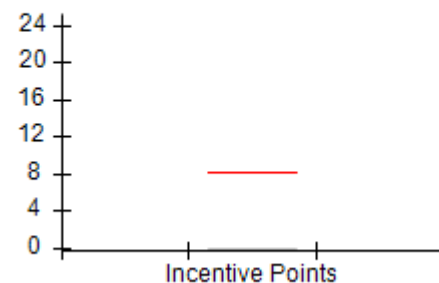
Permanency Outcomes (%)



Well-Being Outcomes (%)



Incentives Earned (Points)





# Performance-Based Placement Measures

## RBWO Provider GA+SCORECARD - CCI

Report Quarter: Q3 FY2019

Provider/Program Name: Gentle Loving Care Center - Residential Treatment Program: Pine Forest Dr. (5246) - CCI				
218 Pine Forest Drive, Sandersville, GA 31082		Quarterly Scores (Grades)		Current Quarter Score (Grade)
Phone: 478-412-2659		Q1: 88.74 (B+)	Q2: 90.31 (A-)	<b>85.93% (B)</b>
Vendor ID# 138051		Q3: 85.93 (B)	Q4: N/A	
Program Census Information:		# Children in Care During Quarter: 0	# Placements During Quarter: 0	# Children in Care On Last Day: 0
	Avg Performance All CCIs (%)	Provider Performance (%)*	Possible Points (Weight)	Provider Points Earned
<b>OPM Monitoring Reviews</b>				
Annual Comprehensive Reviews	85%	88%	25	21.91
Safety Reviews	90%	96%	15	14.40
<b>Monitoring Sub-Total</b>			<b>40</b>	<b>36.31</b>
<b>CCI Safety Outcomes</b>				
Incidence of Maltreatment	0.41%	Not Eligible		
Staff Training/Foundations	96%	100%	10	10.00
Staff Safety Checks	92%	75%	10	7.50
<b>Safety Sub-Total</b>			<b>20</b>	<b>17.50</b>
<b>CCI Permanency Outcomes</b>				
Placement Stability	89%	Not Eligible		
<b>Permanency Sub-Total</b>			<b>N/A</b>	
<b>CCI Well-Being Outcomes</b>				
EPSDT Medical Visits	93%	Not Eligible		
EPSDT Dental Visits	87%	Not Eligible		
Academic Supports	81%	Not Eligible		
Provider ECEM Visits	74%	Not Eligible		
Provider General Contacts	75%	Not Eligible		
Placements with Siblings	36%	Not Eligible	Not Scored	Not Scored
Placements within Legal County	14%	Not Eligible	Not Scored	Not Scored
<b>Well-Being Sub-Total</b>			<b>N/A</b>	
*Performance calculation descriptions can be found in the FY 2019 RBWO PBP Measurements and Standards Guide.				

<b>Monitoring &amp; Outcomes: Possible Points = 60</b>		<b>Points Earned = 53.81</b>	
<b>Score Before Incentives Credit</b>			<b>89.68%</b>
<b>Incentives Awarded</b>			<b>0.00 pts</b>
<b>PBP Verification</b>			<b>-3.75 pts</b>
<b>Total Score</b>			<b>85.93%</b>



DHS, DFCS, Office of Provider Management  
**Performance-Based Placement Measures**  
**RBWO Provider GA+SCORECARD - CCI**



Report Quarter: Q3 FY2019

**Provider/Program Name: Gentle Loving Care Center - Residential Treatment Program: Pine Forest Dr. (5246) - CCI**

Program Census Information:		# Children in Care During Quarter: 0	# Placements During Quarter: 0	# Children in Care On Last Day: 0
CCI Incentive Credits	Avg Performance All CCIs (Points)	Provider Performance (%)*	Possible Points (Weight)	Provider Points Earned
Early EPSDT Medical Visits		Not Eligible	2	
Early EPSDT Dental Visits		Not Eligible	2	
Permanency Contacts		None Planned	5	
Additional Academic Supports		Not Eligible	2	
HS Grad/GED/Prof or Trade Certificate/College		N/A	10/5/5/1	
EYSS Agreement		Not Eligible	5	
Community Connections		Not Eligible	4	
Active Agency Accreditation		0%	4	0.00
Staff Clinical Licensure		0%	5	0.00
Behavior Management (threshold = 0)		0%	4	
<b>Incentives Total</b>	<b>8.21</b>			<b>0.00</b>
Maximum total combined incentive credit allowed is 10 points.			<b>Incentives Awarded</b>	<b>0.00</b>

\*Performance calculation descriptions can be found in the FY 2019 RBWO PBP Measurements and Standards Guide.

### Child Protective Services Investigations and Dispositions

The following investigations data, which is not used for scoring but is considered significant to a provider's performance, is from Georgia SHINES and is not considered final or complete until the end of the fiscal year.

Total Reports:	0	
Number Screened In:	0	
Number Screened Out:	0	
Number Substantiated:	0	
Number Unsubstantiated:	0	
Number Active CPS Investigations:	0	



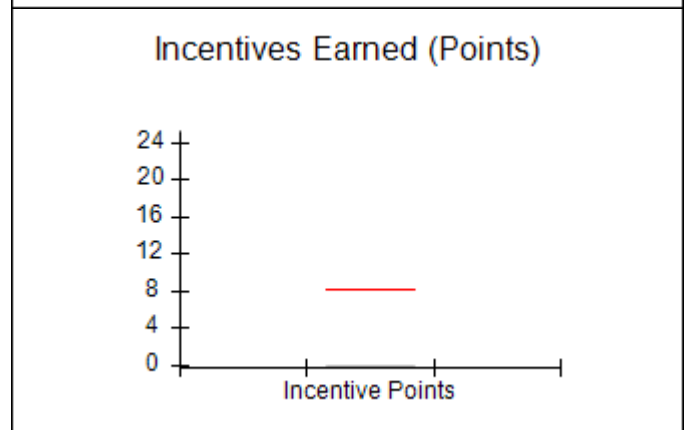
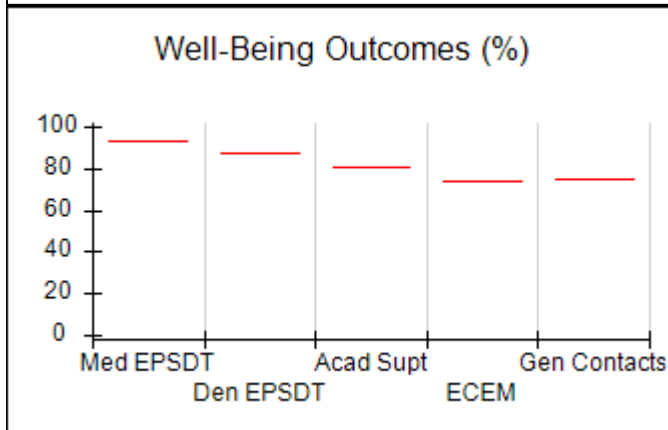
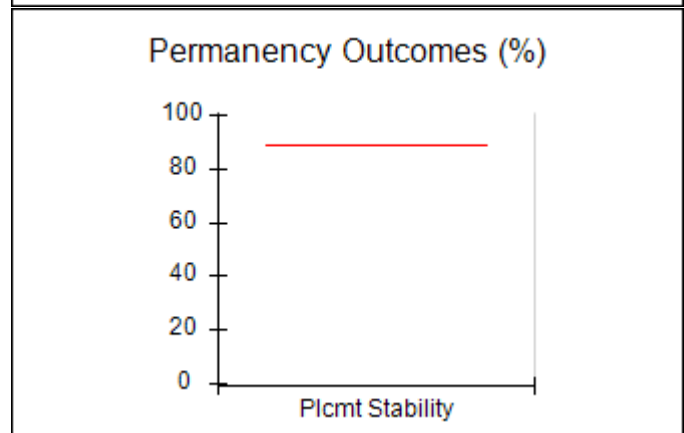
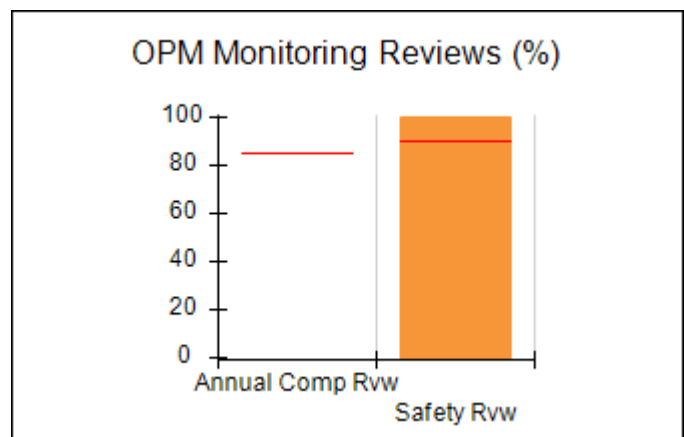
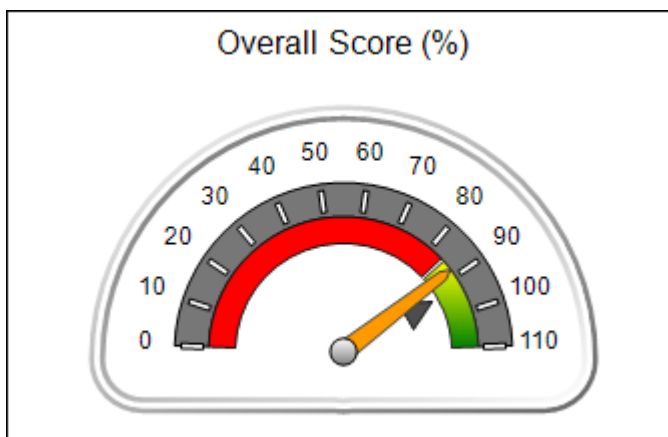
**DHS, DFCS, Office of Provider Management**  
**Performance-Based Placement Measures**  
**RBWO Provider GA+SCORECARD - CCI**



**Report Quarter: Q3 FY2019**

Provider/Program Name: Gentle Loving Care Center - Residential Treatment Program: Sunhill Rd. (5360) - CCI			
3255 Sunhill Road, Sandersville, GA 31082	Quarterly Scores (Grades)		Current Quarter Score (Grade)
Phone: 4788042034	Q1: 75.14 (C)	Q2: 84.00 (B-)	<b>87.90%</b> <b>(B+)</b>
Vendor ID# 159089	Q3: 87.90 (B+)	Q4: N/A	
Program Census Information:	# Children in Care During Quarter: 0	# Placements During Quarter: 0	# Children in Care On Last Day: 0
<b>Quarterly Provider Comparisons to All CCIs</b>			

▼ — indicates average for all CCIs





# Performance-Based Placement Measures RBWO Provider GA+SCORECARD - CCI

Report Quarter: Q3 FY2019

Provider/Program Name: Gentle Loving Care Center - Residential Treatment Program: Sunhill Rd. (5360) - CCI				
3255 Sunhill Road, Sandersville, GA 31082		Quarterly Scores (Grades)		Current Quarter Score (Grade)
Phone: 4788042034		Q1: 75.14 (C)	Q2: 84.00 (B-)	<b>87.90%</b> <b>(B+)</b>
Vendor ID# 159089		Q3: 87.90 (B+)	Q4: N/A	
Program Census Information:		# Children in Care During Quarter: 0	# Placements During Quarter: 0	# Children in Care On Last Day: 0
	Avg Performance All CCIs (%)	Provider Performance (%)*	Possible Points (Weight)	Provider Points Earned
<b>OPM Monitoring Reviews</b>				
Annual Comprehensive Reviews	85%	Not Yet Conducted		
Safety Reviews	90%	100%	15	15.00
<b>Monitoring Sub-Total</b>			<b>15</b>	<b>15.00</b>
<b>CCI Safety Outcomes</b>				
Incidence of Maltreatment	0.41%	Not Eligible		
Staff Training/Foundations	96%	100%	10	10.00
Staff Safety Checks	92%	67%	10	6.70
<b>Safety Sub-Total</b>			<b>20</b>	<b>16.70</b>
<b>CCI Permanency Outcomes</b>				
Placement Stability	89%	Not Eligible		
<b>Permanency Sub-Total</b>			<b>N/A</b>	
<b>CCI Well-Being Outcomes</b>				
EPSDT Medical Visits	93%	Not Eligible		
EPSDT Dental Visits	87%	Not Eligible		
Academic Supports	81%	Not Eligible		
Provider ECEM Visits	74%	Not Eligible		
Provider General Contacts	75%	Not Eligible		
Placements with Siblings	36%	Not Eligible	Not Scored	Not Scored
Placements within Legal County	14%	Not Eligible	Not Scored	Not Scored
<b>Well-Being Sub-Total</b>			<b>N/A</b>	
*Performance calculation descriptions can be found in the FY 2019 RBWO PBP Measurements and Standards Guide.				

<b>Monitoring &amp; Outcomes: Possible Points = 35</b>		<b>Points Earned = 31.70</b>	
<b>Score Before Incentives Credit</b>			<b>90.57%</b>
<b>Incentives Awarded</b>			<b>0.00 pts</b>
<b>PBP Verification</b>			<b>-2.67 pts</b>
<b>Total Score</b>			<b>87.90%</b>



**DHS, DFCS, Office of Provider Management**  
**Performance-Based Placement Measures**  
**RBWO Provider GA+SCORECARD - CCI**



**Report Quarter: Q3 FY2019**

**Provider/Program Name: Gentle Loving Care Center - Residential Treatment Program: Sunhill Rd. (5360) - CCI**

Program Census Information:		# Children in Care During Quarter: 0	# Placements During Quarter: 0	# Children in Care On Last Day: 0
CCI Incentive Credits	Avg Performance All CCIs (Points)	Provider Performance (%)*	Possible Points (Weight)	Provider Points Earned
Early EPSDT Medical Visits		Not Eligible	2	
Early EPSDT Dental Visits		Not Eligible	2	
Permanency Contacts		None Planned	5	
Additional Academic Supports		Not Eligible	2	
HS Grad/GED/Prof or Trade Certificate/College		N/A	10/5/5/1	
EYSS Agreement		Not Eligible	5	
Community Connections		Not Eligible	4	
Active Agency Accreditation		0%	4	0.00
Staff Clinical Licensure		0%	5	0.00
Behavior Management (threshold = 0)		0%	4	
<b>Incentives Total</b>	<b>8.21</b>			<b>0.00</b>
Maximum total combined incentive credit allowed is 10 points.			<b>Incentives Awarded</b>	<b>0.00</b>

\*Performance calculation descriptions can be found in the FY 2019 RBWO PBP Measurements and Standards Guide.

### Child Protective Services Investigations and Dispositions

The following investigations data, which is not used for scoring but is considered significant to a provider's performance, is from Georgia SHINES and is not considered final or complete until the end of the fiscal year.

Total Reports:	0
Number Screened In:	0
Number Screened Out:	0
Number Substantiated:	0
Number Unsubstantiated:	0
Number Active CPS Investigations:	0



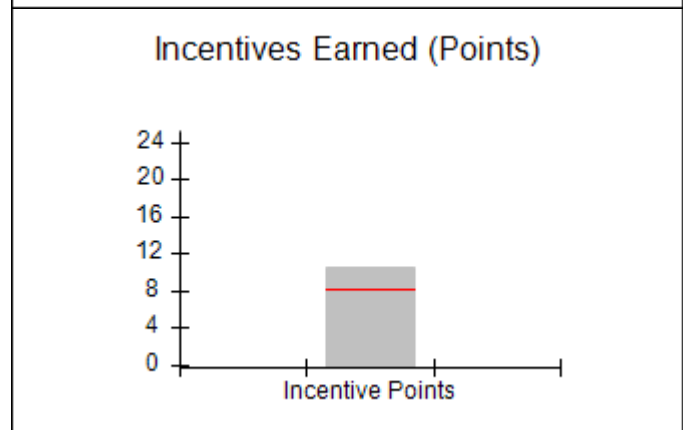
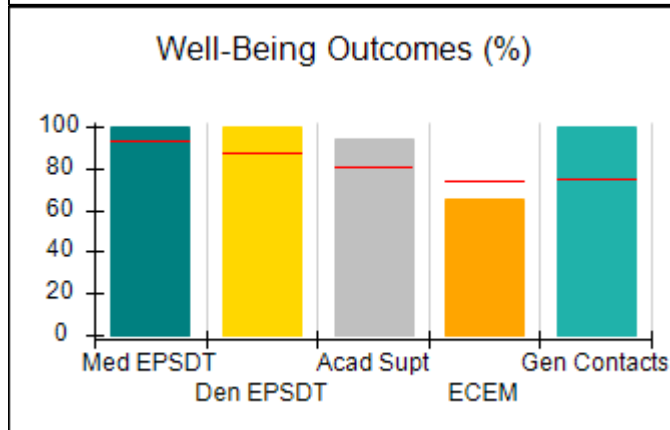
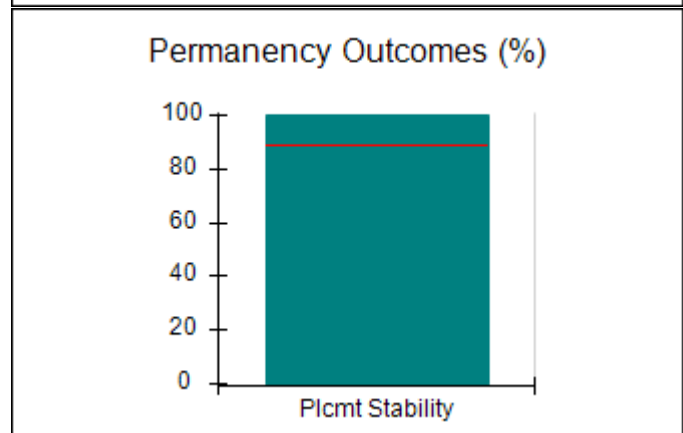
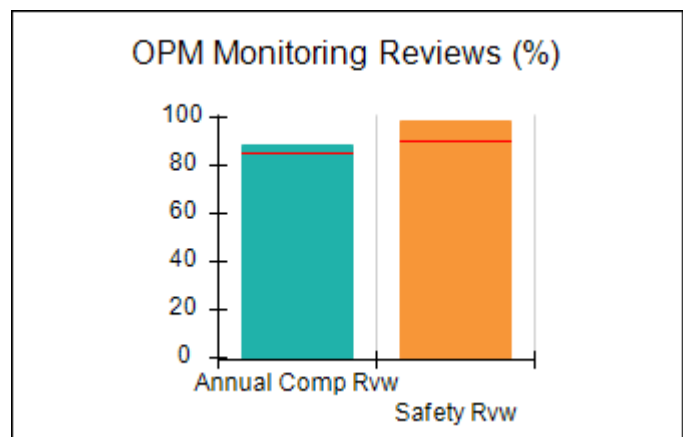
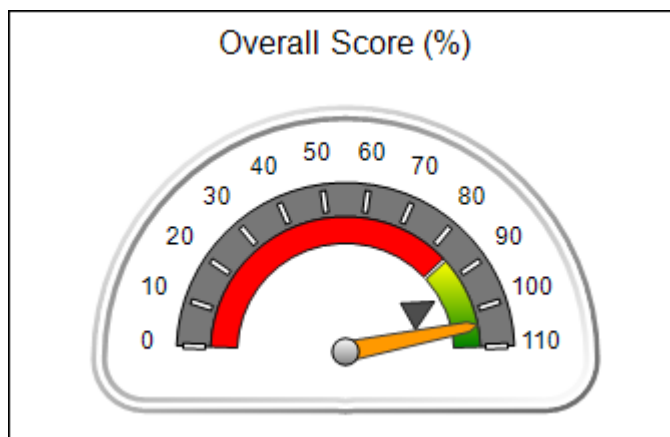
**DHS, DFCS, Office of Provider Management**  
**Performance-Based Placement Measures**  
**RBWO Provider GA+SCORECARD - CCI**



**Report Quarter: Q3 FY2019**

<b>Provider/Program Name: Georgia Baptist Children's Home &amp; Family Ministries - Alice's House (663) - CCI</b>			
624 Folds Rd., Carrollton, GA 30117	<b>Quarterly Scores (Grades)</b>		<b>Current Quarter Score (Grade)</b>
Phone: 770-834-1116	Q1: 104.53 (A+)	Q2: 103.50 (A+)	<b>104.19% (A+)</b>
Vendor ID# 35358	Q3: 104.19 (A+)	Q4: N/A	
Program Census Information:	# Children in Care During Quarter: 8	# Placements During Quarter: 8	# Children in Care On Last Day: 6
<b>Quarterly Provider Comparisons to All CCIs</b>			

▼ — indicates average for all CCIs







# Performance-Based Placement Measures

## RBWO Provider GA+SCORECARD - CCI

Report Quarter: Q3 FY2019

**Provider/Program Name: Georgia Baptist Children's Home & Family Ministries - Alice's House (663) - CCI**

624 Folds Rd., Carrollton, GA 30117	Quarterly Scores (Grades)		Current Quarter Score (Grade)
Phone: 770-834-1116	Q1: 104.53 (A+)	Q2: 103.50 (A+)	<b>104.19% (A+)</b>
Vendor ID# 35358	Q3: 104.19 (A+)	Q4: N/A	

Program Census Information:	# Children in Care During Quarter: 8	# Placements During Quarter: 8	# Children in Care On Last Day: 6
-----------------------------	--------------------------------------	--------------------------------	-----------------------------------

	Avg Performance All CCIs (%)	Provider Performance (%)*	Possible Points (Weight)	Provider Points Earned
--	------------------------------	---------------------------	--------------------------	------------------------

**OPM Monitoring Reviews**

Annual Comprehensive Reviews	85%	88%	25	22.03
Safety Reviews	90%	99%	15	14.79
<b>Monitoring Sub-Total</b>			<b>40</b>	<b>36.82</b>

**CCI Safety Outcomes**

Incidence of Maltreatment	0.41%	No Substantiated Reports	10	10.00
Staff Training/Foundations	96%	100%	5	5.00
Staff Safety Checks	92%	100%	5	5.00
<b>Safety Sub-Total</b>			<b>20</b>	<b>20.00</b>

**CCI Permanency Outcomes**

Placement Stability	89%	100%	15	15.00
<b>Permanency Sub-Total</b>			<b>15</b>	<b>15.00</b>

**CCI Well-Being Outcomes**

EPSDT Medical Visits	93%	100%	4	4.00
EPSDT Dental Visits	87%	100%	4	4.00
Academic Supports	81%	94%	3	2.82
Provider ECEM Visits	74%	65%	7	4.55
Provider General Contacts	75%	100%	7	7.00
Placements with Siblings	36%	86%	Not Scored	Not Scored
Placements within Legal County	14%	50%	Not Scored	Not Scored
<b>Well-Being Sub-Total</b>			<b>25</b>	<b>22.37</b>

\*Performance calculation descriptions can be found in the FY 2019 RBWO PBP Measurements and Standards Guide.

<b>Monitoring &amp; Outcomes: Possible Points = 100</b>	<b>Points Earned = 94.19</b>
<b>Score Before Incentives Credit</b>	<b>94.19%</b>
<b>Incentives Awarded</b>	<b>10.00 pts</b>
<b>PBP Verification</b>	<b>N/A pts</b>
<b>Total Score</b>	<b>104.19%</b>



**DHS, DFCS, Office of Provider Management**  
**Performance-Based Placement Measures**  
**RBWO Provider GA+SCORECARD - CCI**



**Report Quarter: Q3 FY2019**

**Provider/Program Name: Georgia Baptist Children's Home & Family Ministries - Alice's House (663) - CCI**

Program Census Information:		# Children in Care During Quarter: 8	# Placements During Quarter: 8	# Children in Care On Last Day: 6
CCI Incentive Credits	Avg Performance All CCIs (Points)	Provider Performance (%)*	Possible Points (Weight)	Provider Points Earned
Early EPSDT Medical Visits		100%	2	2.00
Early EPSDT Dental Visits		100%	2	2.00
Permanency Contacts		None Planned	5	
Additional Academic Supports		31%	2	0.62
HS Grad/GED/Prof or Trade Certificate/College		N/A	10/5/5/1	
EYSS Agreement		Not Eligible	5	
Community Connections		0%	4	0.00
Active Agency Accreditation		50%	4	2.00
Staff Clinical Licensure		0%	5	0.00
Behavior Management (threshold = 0)		100%	4	4.00
<b>Incentives Total</b>	<b>8.21</b>			<b>10.62</b>
Maximum total combined incentive credit allowed is 10 points.			<b>Incentives Awarded</b>	<b>10.00</b>

\*Performance calculation descriptions can be found in the FY 2019 RBWO PBP Measurements and Standards Guide.

**Child Protective Services Investigations and Dispositions**

The following investigations data, which is not used for scoring but is considered significant to a provider's performance, is from Georgia SHINES and is not considered final or complete until the end of the fiscal year.

Total Reports:	0
Number Screened In:	0
Number Screened Out:	0
Number Substantiated:	0
Number Unsubstantiated:	0
Number Active CPS Investigations:	0



**DHS, DFCS, Office of Provider Management**  
**Performance-Based Placement Measures**  
**RBWO Provider GA+SCORECARD - CCI**



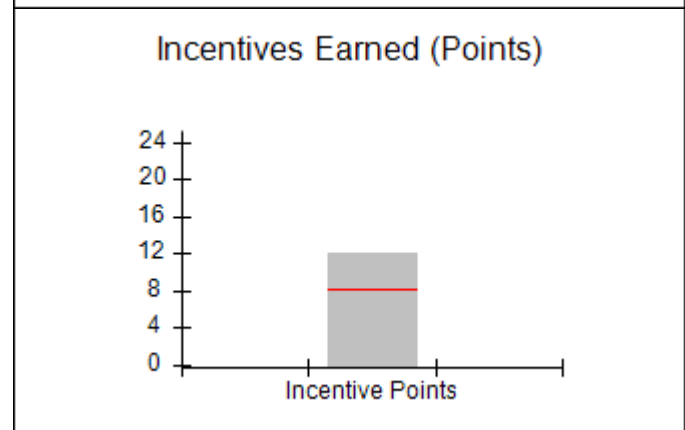
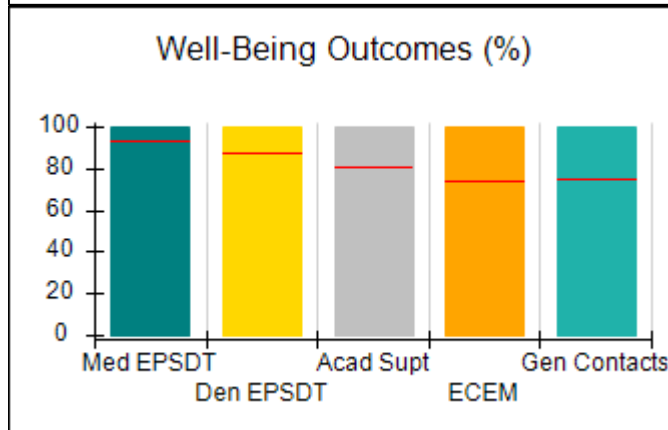
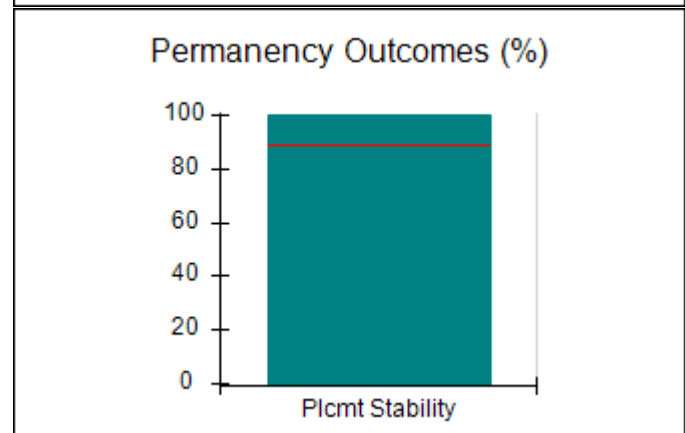
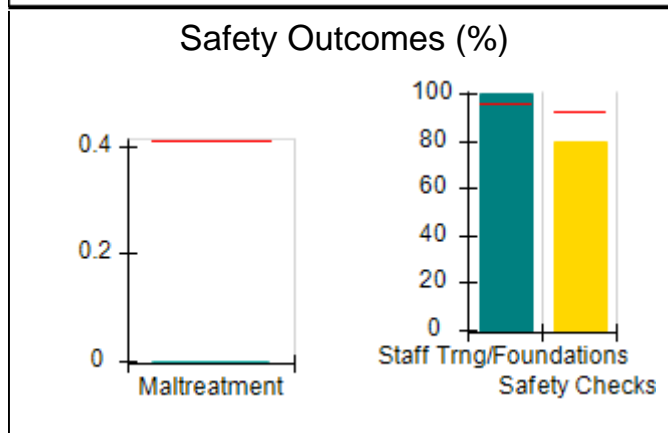
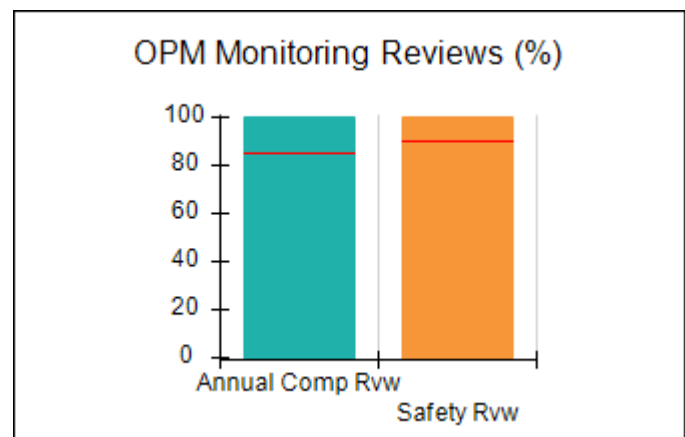
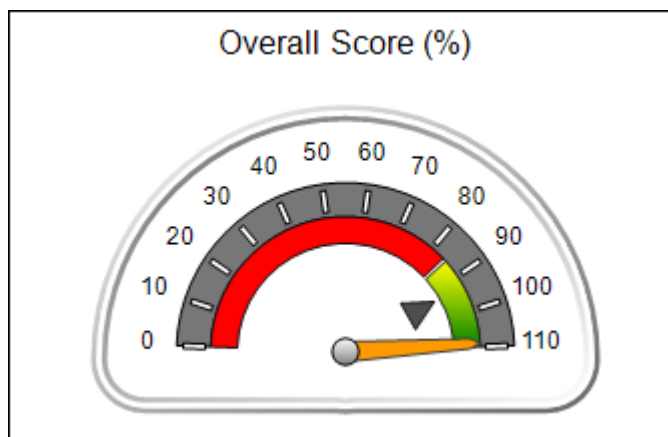
**Report Quarter: Q3 FY2019**

**Provider/Program Name: Georgia Baptist Children's Home & Family Ministries - Angel's House (657) - CCI**

1401 Holbrook Rd., Newnan, GA 30263-7712	Quarterly Scores (Grades)		Current Quarter Score (Grade)
Phone: 770-251-7050	Q1: 103.75 (A+)	Q2: 108.75 (A+)	<b>109.00%</b> <b>(A+)</b>
Vendor ID# 35367	Q3: 109.00 (A+)	Q4: N/A	
Program Census Information:	# Children in Care During Quarter: 7	# Placements During Quarter: 7	# Children in Care On Last Day: 7

**Quarterly Provider Comparisons to All CCIs**

▼ — indicates average for all CCIs





DHS, DFCS, Office of Provider Management  
**Performance-Based Placement Measures**  
**RBWO Provider GA+SCORECARD - CCI**



Report Quarter: Q3 FY2019

**Provider/Program Name: Georgia Baptist Children's Home & Family Ministries - Angel's House (657) - CCI**

1401 Holbrook Rd., Newnan, GA 30263-7712	Quarterly Scores (Grades)		Current Quarter Score (Grade)
Phone: 770-251-7050	Q1: 103.75 (A+)	Q2: 108.75 (A+)	<b>109.00% (A+)</b>
Vendor ID# 35367	Q3: 109.00 (A+)	Q4: N/A	

Program Census Information:	# Children in Care During Quarter: 7	# Placements During Quarter: 7	# Children in Care On Last Day: 7
-----------------------------	--------------------------------------	--------------------------------	-----------------------------------

	Avg Performance All CCIs (%)	Provider Performance (%)*	Possible Points (Weight)	Provider Points Earned
--	------------------------------	---------------------------	--------------------------	------------------------

**OPM Monitoring Reviews**

Annual Comprehensive Reviews	85%	100%	25	25.00
Safety Reviews	90%	100%	15	15.00
<b>Monitoring Sub-Total</b>			<b>40</b>	<b>40.00</b>

**CCI Safety Outcomes**

Incidence of Maltreatment	0.41%	No Substantiated Reports	10	10.00
Staff Training/Foundations	96%	100%	5	5.00
Staff Safety Checks	92%	80%	5	4.00
<b>Safety Sub-Total</b>			<b>20</b>	<b>19.00</b>

**CCI Permanency Outcomes**

Placement Stability	89%	100%	15	15.00
<b>Permanency Sub-Total</b>			<b>15</b>	<b>15.00</b>

**CCI Well-Being Outcomes**

EPSDT Medical Visits	93%	100%	4	4.00
EPSDT Dental Visits	87%	100%	4	4.00
Academic Supports	81%	100%	3	3.00
Provider ECEM Visits	74%	100%	7	7.00
Provider General Contacts	75%	100%	7	7.00
Placements with Siblings	36%	0%	Not Scored	Not Scored
Placements within Legal County	14%	Not Eligible	Not Scored	Not Scored
<b>Well-Being Sub-Total</b>			<b>25</b>	<b>25.00</b>

\*Performance calculation descriptions can be found in the FY 2019 RBWO PBP Measurements and Standards Guide.

<b>Monitoring &amp; Outcomes: Possible Points = 100</b>	<b>Points Earned = 99.00</b>
<b>Score Before Incentives Credit</b>	<b>99.00%</b>
<b>Incentives Awarded</b>	<b>10.00 pts</b>
<b>PBP Verification</b>	<b>0.00 pts</b>
<b>Total Score</b>	<b>109.00%</b>



DHS, DFCS, Office of Provider Management  
**Performance-Based Placement Measures**  
**RBWO Provider GA+SCORECARD - CCI**



Report Quarter: Q3 FY2019

**Provider/Program Name: Georgia Baptist Children's Home & Family Ministries - Angel's House (657) - CCI**

Program Census Information:		# Children in Care During Quarter: 7	# Placements During Quarter: 7	# Children in Care On Last Day: 7
CCI Incentive Credits	Avg Performance All CCIs (Points)	Provider Performance (%)*	Possible Points (Weight)	Provider Points Earned
Early EPSDT Medical Visits		100%	2	2.00
Early EPSDT Dental Visits		100%	2	2.00
Permanency Contacts		None Planned	5	
Additional Academic Supports		100%	2	2.00
HS Grad/GED/Prof or Trade Certificate/College		N/A	10/5/5/1	
EYSS Agreement		Not Eligible	5	
Community Connections		0%	4	0.00
Active Agency Accreditation		50%	4	2.00
Staff Clinical Licensure		0%	5	0.00
Behavior Management (threshold = 0)		100%	4	4.00
<b>Incentives Total</b>	<b>8.21</b>			<b>12.00</b>
Maximum total combined incentive credit allowed is 10 points.			<b>Incentives Awarded</b>	<b>10.00</b>

\*Performance calculation descriptions can be found in the FY 2019 RBWO PBP Measurements and Standards Guide.

**Child Protective Services Investigations and Dispositions**

The following investigations data, which is not used for scoring but is considered significant to a provider's performance, is from Georgia SHINES and is not considered final or complete until the end of the fiscal year.

Total Reports:	0
Number Screened In:	0
Number Screened Out:	0
Number Substantiated:	0
Number Unsubstantiated:	0
Number Active CPS Investigations:	0



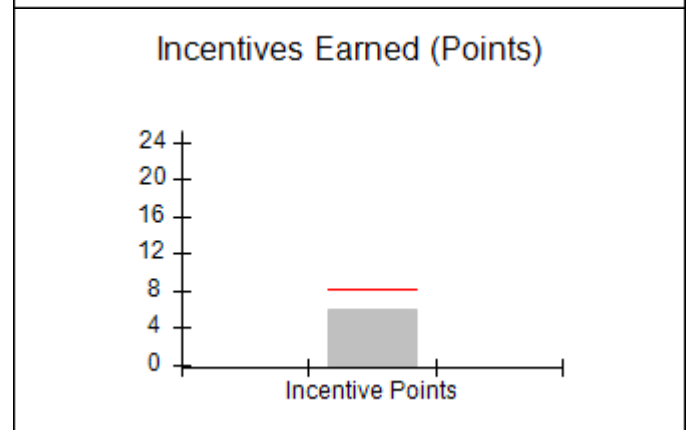
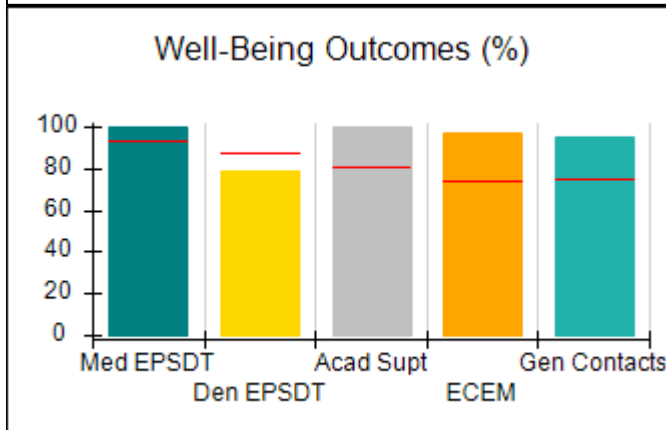
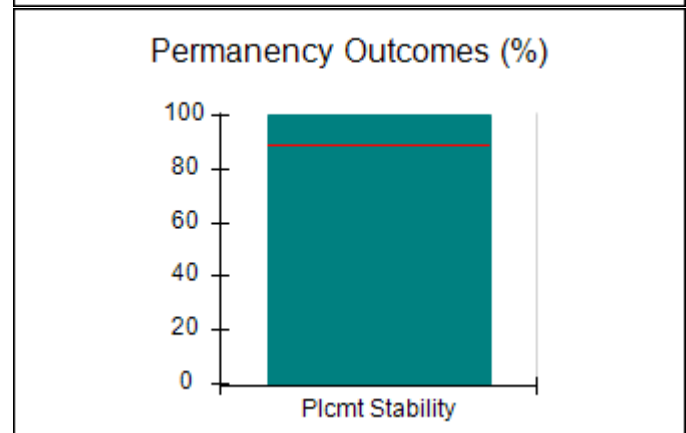
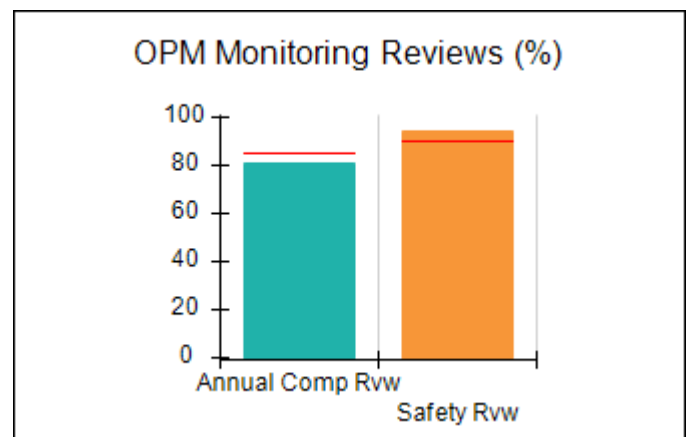
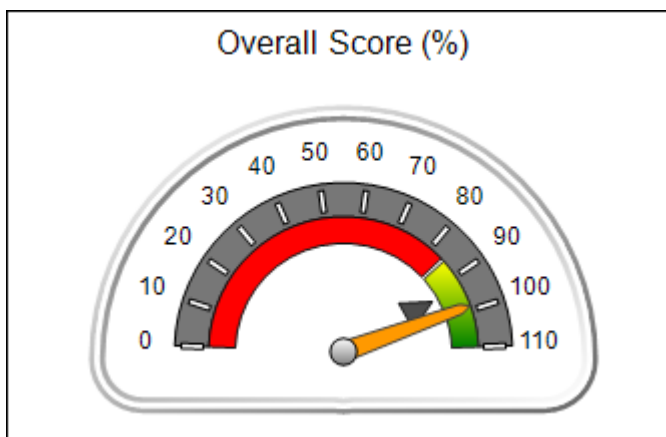
# Performance-Based Placement Measures

## RBWO Provider GA+SCORECARD - CCI

Report Quarter: Q3 FY2019

Provider/Program Name: Georgia Baptist Children's Home & Family Ministries - Baxley Campus (664) - CCI			
9420 Blackshear Hwy., Baxley, GA 31513	Quarterly Scores (Grades)		Current Quarter Score (Grade)
Phone: 912-367-6691	Q1: 101.91 (A+)	Q2: 102.58 (A+)	<b>98.82%</b> <b>(A+)</b>
Vendor ID# 35359	Q3: 98.82 (A+)	Q4: N/A	
Program Census Information:	# Children in Care During Quarter: 20	# Placements During Quarter: 20	# Children in Care On Last Day: 18
Quarterly Provider Comparisons to All CCIs			

indicates average for all CCIs





# Performance-Based Placement Measures

## RBWO Provider GA+SCORECARD - CCI

Report Quarter: Q3 FY2019

### Provider/Program Name: Georgia Baptist Children's Home & Family Ministries - Baxley Campus (664) - CCI

9420 Blackshear Hwy., Baxley, GA 31513	Quarterly Scores (Grades)		Current Quarter Score (Grade)
Phone: 912-367-6691	Q1: 101.91 (A+)	Q2: 102.58 (A+)	<b>98.82% (A+)</b>
Vendor ID# 35359	Q3: 98.82 (A+)	Q4: N/A	

Program Census Information:	# Children in Care During Quarter: 20	# Placements During Quarter: 20	# Children in Care On Last Day: 18
-----------------------------	---------------------------------------	---------------------------------	------------------------------------

	Avg Performance All CCIs (%)	Provider Performance (%)*	Possible Points (Weight)	Provider Points Earned
--	------------------------------	---------------------------	--------------------------	------------------------

#### OPM Monitoring Reviews

Annual Comprehensive Reviews	85%	81%	25	20.19
Safety Reviews	90%	94%	15	14.11
<b>Monitoring Sub-Total</b>			<b>40</b>	<b>34.30</b>

#### CCI Safety Outcomes

Incidence of Maltreatment	0.41%	No Substantiated Reports	10	10.00
Staff Training/Foundations	96%	100%	5	5.00
Staff Safety Checks	92%	100%	5	5.00
<b>Safety Sub-Total</b>			<b>20</b>	<b>20.00</b>

#### CCI Permanency Outcomes

Placement Stability	89%	100%	15	15.00
<b>Permanency Sub-Total</b>			<b>15</b>	<b>15.00</b>

#### CCI Well-Being Outcomes

EPSDT Medical Visits	93%	100%	4	4.00
EPSDT Dental Visits	87%	79%	4	3.16
Academic Supports	81%	100%	3	3.00
Provider ECEM Visits	74%	97%	7	6.79
Provider General Contacts	75%	95%	7	6.65
Placements with Siblings	36%	0%	Not Scored	Not Scored
Placements within Legal County	14%	0%	Not Scored	Not Scored
<b>Well-Being Sub-Total</b>			<b>25</b>	<b>23.60</b>

\*Performance calculation descriptions can be found in the FY 2019 RBWO PBP Measurements and Standards Guide.

<b>Monitoring &amp; Outcomes: Possible Points = 100</b>	<b>Points Earned = 92.90</b>
<b>Score Before Incentives Credit</b>	<b>92.90%</b>
<b>Incentives Awarded</b>	<b>5.92 pts</b>
<b>PBP Verification</b>	<b>N/A pts</b>
<b>Total Score</b>	<b>98.82%</b>



DHS, DFCS, Office of Provider Management  
**Performance-Based Placement Measures**  
**RBWO Provider GA+SCORECARD - CCI**



Report Quarter: Q3 FY2019

**Provider/Program Name: Georgia Baptist Children's Home & Family Ministries - Baxley Campus (664) - CCI**

Program Census Information:		# Children in Care During Quarter: 20	# Placements During Quarter: 20	# Children in Care On Last Day: 18
CCI Incentive Credits	Avg Performance All CCIs (Points)	Provider Performance (%)*	Possible Points (Weight)	Provider Points Earned
Early EPSDT Medical Visits		100%	2	2.00
Early EPSDT Dental Visits		67%	2	1.34
Permanency Contacts		0%	5	0.00
Additional Academic Supports		29%	2	0.58
HS Grad/GED/Prof or Trade Certificate/College		N/A	10/5/5/1	
EYSS Agreement		Not Eligible	5	
Community Connections		0%	4	0.00
Active Agency Accreditation		50%	4	2.00
Staff Clinical Licensure		0%	5	0.00
Behavior Management (threshold = 0)		0%	4	0.00
<b>Incentives Total</b>	<b>8.21</b>			<b>5.92</b>
Maximum total combined incentive credit allowed is 10 points.			<b>Incentives Awarded</b>	<b>5.92</b>

\*Performance calculation descriptions can be found in the FY 2019 RBWO PBP Measurements and Standards Guide.

**Child Protective Services Investigations and Dispositions**

The following investigations data, which is not used for scoring but is considered significant to a provider's performance, is from Georgia SHINES and is not considered final or complete until the end of the fiscal year.

Total Reports:	0
Number Screened In:	0
Number Screened Out:	0
Number Substantiated:	0
Number Unsubstantiated:	0
Number Active CPS Investigations:	0





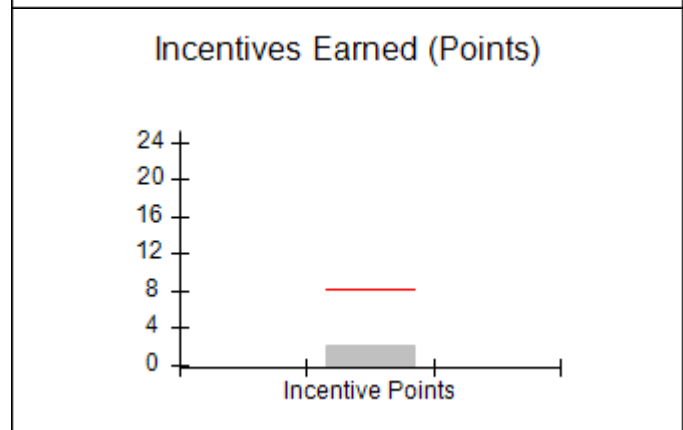
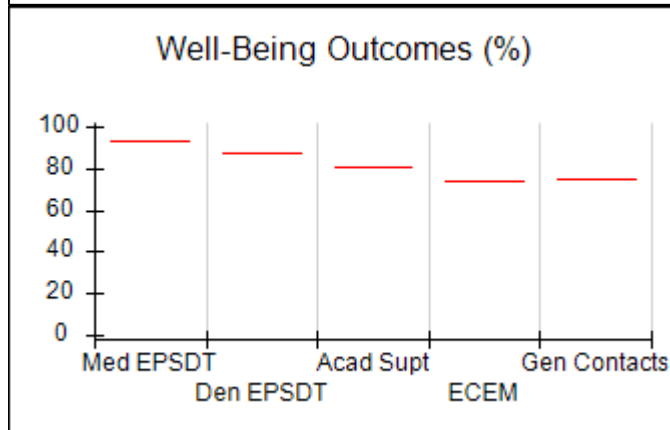
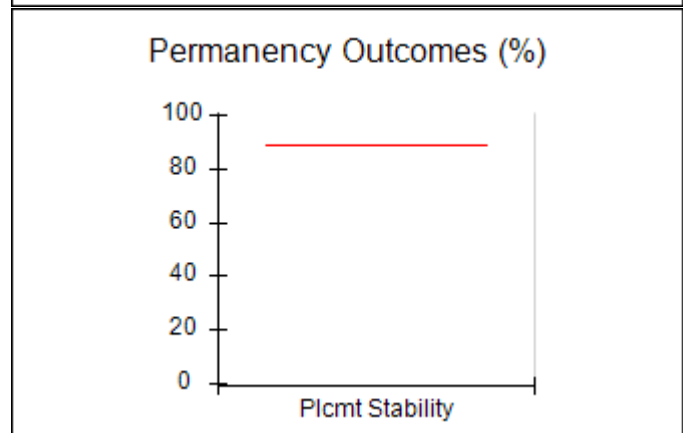
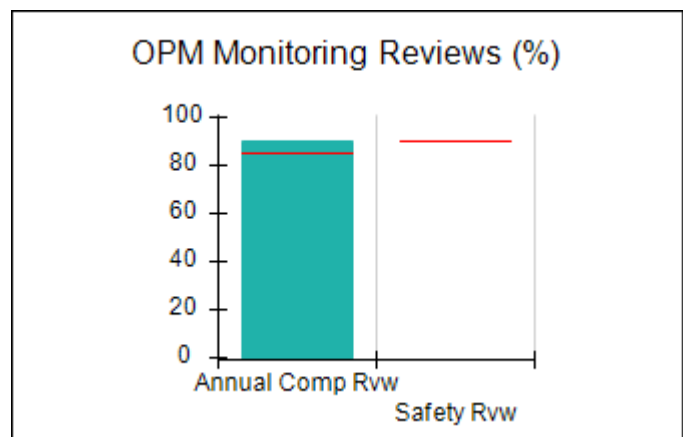
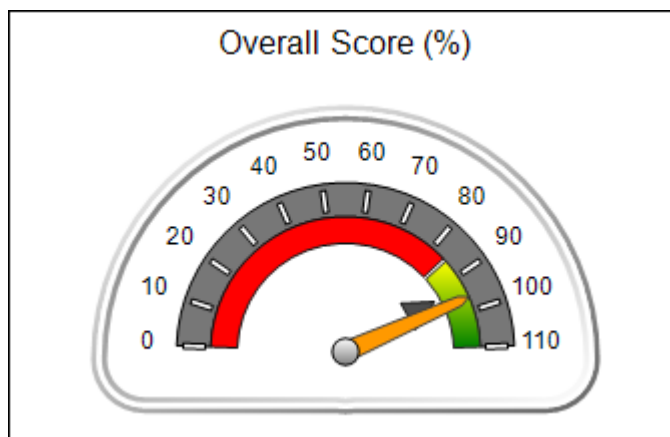
**DHS, DFCS, Office of Provider Management**  
**Performance-Based Placement Measures**  
**RBWO Provider GA+SCORECARD - CCI**



**Report Quarter: Q3 FY2019**

<b>Provider/Program Name: Georgia Baptist Children's Home &amp; Family Ministries - dba Good Shepherd The (685) - CCI</b>			
<b>390 Bar Rest Ranch Road, Warm Springs, GA 31830</b>	<b>Quarterly Scores (Grades)</b>		<b>Current Quarter Score (Grade)</b>
<b>Phone: 706-655-2354</b>	<b>Q1: 98.35 (A+)</b>	<b>Q2: 96.35 (A)</b>	<b>96.35% (A)</b>
<b>Vendor ID# 35364</b>	<b>Q3: 96.35 (A)</b>	<b>Q4: N/A</b>	
<b>Program Census Information:</b>	<b># Children in Care During Quarter: 0</b>	<b># Placements During Quarter: 0</b>	<b># Children in Care On Last Day: 0</b>
<b>Quarterly Provider Comparisons to All CCIs</b>			

▼ — indicates average for all CCIs





# Performance-Based Placement Measures

## RBWO Provider GA+SCORECARD - CCI

Report Quarter: Q3 FY2019

<b>Provider/Program Name: Georgia Baptist Children's Home &amp; Family Ministries - dba Good Shepherd The (685) - CCI</b>				
<b>390 Bar Rest Ranch Road, Warm Springs, GA 31830</b>		<b>Quarterly Scores (Grades)</b>		<b>Current Quarter Score (Grade)</b>
<b>Phone: 706-655-2354</b>		<b>Q1: 98.35 (A+)</b>	<b>Q2: 96.35 (A)</b>	<b>96.35% (A)</b>
<b>Vendor ID# 35364</b>		<b>Q3: 96.35 (A)</b>	<b>Q4: N/A</b>	
Program Census Information:		# Children in Care During Quarter: 0	# Placements During Quarter: 0	# Children in Care On Last Day: 0
	<b>Avg Performance All CCIs (%)</b>	<b>Provider Performance (%)*</b>	<b>Possible Points (Weight)</b>	<b>Provider Points Earned</b>
<b>OPM Monitoring Reviews</b>				
Annual Comprehensive Reviews	85%	90%	25	22.46
Safety Reviews	90%	Not Yet Conducted		
<b>Monitoring Sub-Total</b>			<b>25</b>	<b>22.46</b>
<b>CCI Safety Outcomes</b>				
Incidence of Maltreatment	0.41%	Not Eligible		
Staff Training/Foundations	96%	100%	10	10.00
Staff Safety Checks	92%	100%	10	10.00
<b>Safety Sub-Total</b>			<b>20</b>	<b>20.00</b>
<b>CCI Permanency Outcomes</b>				
Placement Stability	89%	Not Eligible		
<b>Permanency Sub-Total</b>			<b>N/A</b>	
<b>CCI Well-Being Outcomes</b>				
EPSDT Medical Visits	93%	Not Eligible		
EPSDT Dental Visits	87%	Not Eligible		
Academic Supports	81%	Not Eligible		
Provider ECEM Visits	74%	Not Eligible		
Provider General Contacts	75%	Not Eligible		
Placements with Siblings	36%	Not Eligible	Not Scored	Not Scored
Placements within Legal County	14%	Not Eligible	Not Scored	Not Scored
<b>Well-Being Sub-Total</b>			<b>N/A</b>	
*Performance calculation descriptions can be found in the FY 2019 RBWO PBP Measurements and Standards Guide.				

<b>Monitoring &amp; Outcomes: Possible Points = 45</b>		<b>Points Earned = 42.46</b>	
<b>Score Before Incentives Credit</b>			<b>94.35%</b>
<b>Incentives Awarded</b>			<b>2.00 pts</b>
<b>PBP Verification</b>			<b>N/A pts</b>
<b>Total Score</b>			<b>96.35%</b>



**DHS, DFCS, Office of Provider Management**  
**Performance-Based Placement Measures**  
**RBWO Provider GA+SCORECARD - CCI**



**Report Quarter: Q3 FY2019**

**Provider/Program Name: Georgia Baptist Children's Home & Family Ministries - dba Good Shepherd The (685) - CCI**

Program Census Information:		# Children in Care During Quarter: 0	# Placements During Quarter: 0	# Children in Care On Last Day: 0
CCI Incentive Credits	Avg Performance All CCIs (Points)	Provider Performance (%)*	Possible Points (Weight)	Provider Points Earned
Early EPSDT Medical Visits		Not Eligible	2	
Early EPSDT Dental Visits		Not Eligible	2	
Permanency Contacts		None Planned	5	
Additional Academic Supports		Not Eligible	2	
HS Grad/GED/Prof or Trade Certificate/College		N/A	10/5/5/1	
EYSS Agreement		Not Eligible	5	
Community Connections		Not Eligible	4	
Active Agency Accreditation		50%	4	2.00
Staff Clinical Licensure		0%	5	0.00
Behavior Management (threshold = 0)		0%	4	
<b>Incentives Total</b>	<b>8.21</b>			<b>2.00</b>
Maximum total combined incentive credit allowed is 10 points.			<b>Incentives Awarded</b>	<b>2.00</b>

\*Performance calculation descriptions can be found in the FY 2019 RBWO PBP Measurements and Standards Guide.

**Child Protective Services Investigations and Dispositions**

The following investigations data, which is not used for scoring but is considered significant to a provider's performance, is from Georgia SHINES and is not considered final or complete until the end of the fiscal year.

Total Reports:	0
Number Screened In:	0
Number Screened Out:	0
Number Substantiated:	0
Number Unsubstantiated:	0
Number Active CPS Investigations:	0



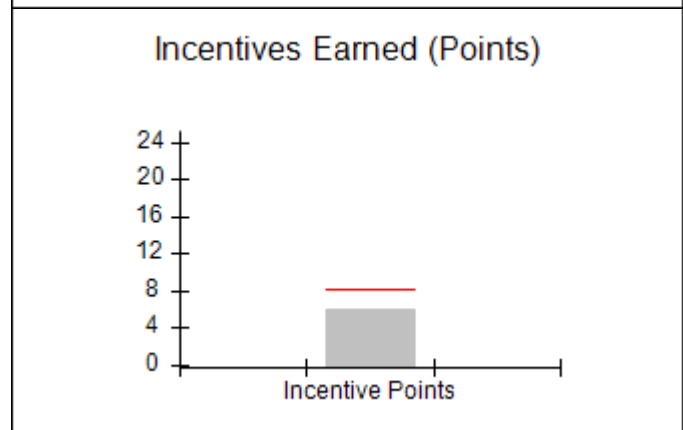
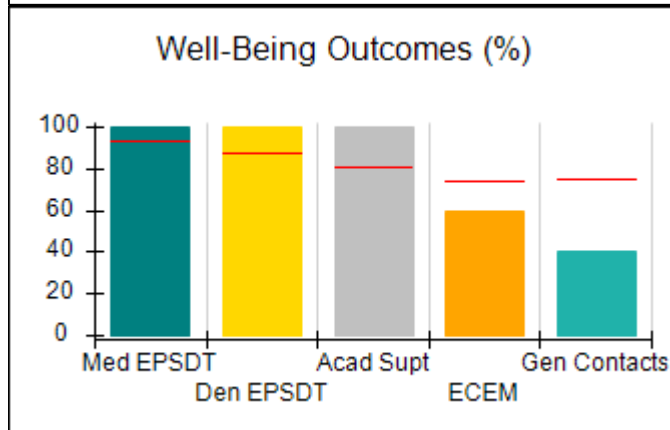
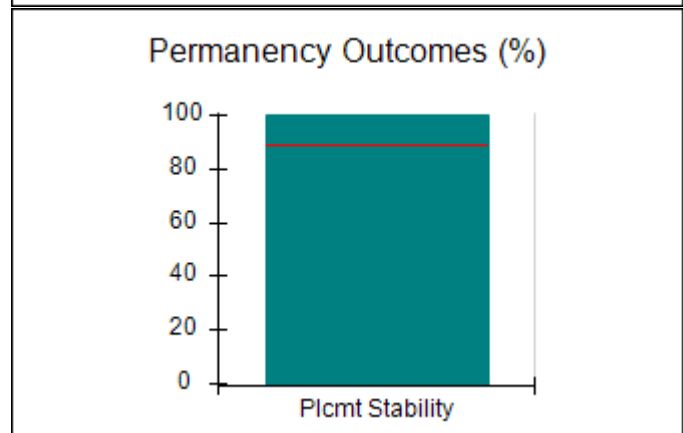
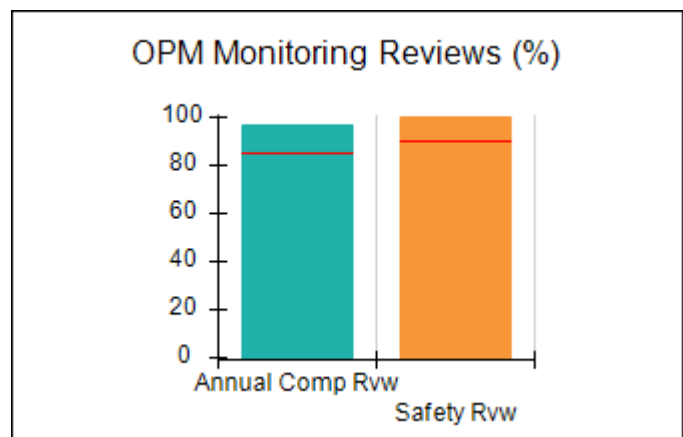
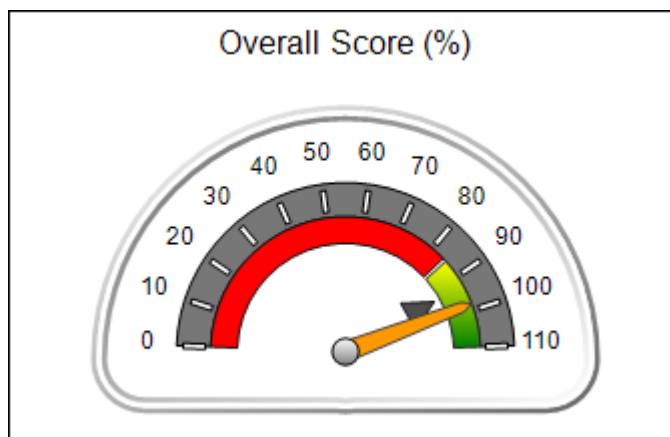
**DHS, DFCS, Office of Provider Management**  
**Performance-Based Placement Measures**  
**RBWO Provider GA+SCORECARD - CCI**



**Report Quarter: Q3 FY2019**

<b>Provider/Program Name: Georgia Baptist Children's Home &amp; Family Ministries - Maternity Home (662) - CCI</b>			
<b>9250 Hutcheson Ferry Rd., Palmetto, GA 30268</b>	<b>Quarterly Scores (Grades)</b>		<b>Current Quarter Score (Grade)</b>
<b>Phone: 770-463-3344</b>	<b>Q1: 93.01 (A-)</b>	<b>Q2: 106.56 (A+)</b>	<b>98.26% (A+)</b>
<b>Vendor ID# 35369</b>	<b>Q3: 98.26 (A+)</b>	<b>Q4: N/A</b>	
<b>Program Census Information:</b>	<b># Children in Care During Quarter: 2</b>	<b># Placements During Quarter: 2</b>	<b># Children in Care On Last Day: 1</b>
<b>Quarterly Provider Comparisons to All CCIs</b>			

▼ — indicates average for all CCIs





## Performance-Based Placement Measures

### RBWO Provider GA+SCORECARD - CCI

Report Quarter: Q3 FY2019

<b>Provider/Program Name: Georgia Baptist Children's Home &amp; Family Ministries - Maternity Home (662) - CCI</b>				
9250 Hutcheson Ferry Rd., Palmetto, GA 30268		Quarterly Scores (Grades)		Current Quarter Score (Grade)
Phone: 770-463-3344		Q1: 93.01 (A-)	Q2: 106.56 (A+)	<b>98.26%</b> <b>(A+)</b>
Vendor ID# 35369		Q3: 98.26 (A+)	Q4: N/A	
Program Census Information:		# Children in Care During Quarter: 2	# Placements During Quarter: 2	# Children in Care On Last Day: 1
	Avg Performance All CCIs (%)	Provider Performance (%)*	Possible Points (Weight)	Provider Points Earned
<b>OPM Monitoring Reviews</b>				
Annual Comprehensive Reviews	85%	97%	25	24.26
Safety Reviews	90%	100%	15	15.00
<b>Monitoring Sub-Total</b>			<b>40</b>	<b>39.26</b>
<b>CCI Safety Outcomes</b>				
Incidence of Maltreatment	0.41%	No Substantiated Reports	10	10.00
Staff Training/Foundations	96%	100%	5	5.00
Staff Safety Checks	92%	100%	5	5.00
<b>Safety Sub-Total</b>			<b>20</b>	<b>20.00</b>
<b>CCI Permanency Outcomes</b>				
Placement Stability	89%	100%	15	15.00
<b>Permanency Sub-Total</b>			<b>15</b>	<b>15.00</b>
<b>CCI Well-Being Outcomes</b>				
EPSDT Medical Visits	93%	100%	4	4.00
EPSDT Dental Visits	87%	100%	4	4.00
Academic Supports	81%	100%	3	3.00
Provider ECEM Visits	74%	60%	7	4.20
Provider General Contacts	75%	40%	7	2.80
Placements with Siblings	36%	0%	Not Scored	Not Scored
Placements within Legal County	14%	Not Eligible	Not Scored	Not Scored
<b>Well-Being Sub-Total</b>			<b>25</b>	<b>18.00</b>
*Performance calculation descriptions can be found in the FY 2019 RBWO PBP Measurements and Standards Guide.				

<b>Monitoring &amp; Outcomes: Possible Points = 100</b>	<b>Points Earned = 92.26</b>
<b>Score Before Incentives Credit</b>	<b>92.26%</b>
<b>Incentives Awarded</b>	<b>6.00 pts</b>
<b>PBP Verification</b>	<b>N/A pts</b>
<b>Total Score</b>	<b>98.26%</b>



DHS, DFCS, Office of Provider Management  
**Performance-Based Placement Measures**  
**RBWO Provider GA+SCORECARD - CCI**



Report Quarter: Q3 FY2019

Provider/Program Name: Georgia Baptist Children's Home & Family Ministries - Maternity Home (662) - CCI				
Program Census Information:		# Children in Care During Quarter: 2	# Placements During Quarter: 2	# Children in Care On Last Day: 1
CCI Incentive Credits	Avg Performance All CCIs (Points)	Provider Performance (%)*	Possible Points (Weight)	Provider Points Earned
Early EPSDT Medical Visits		Not Eligible	2	
Early EPSDT Dental Visits		Not Eligible	2	
Permanency Contacts		None Planned	5	
Additional Academic Supports		0%	2	0.00
HS Grad/GED/Prof or Trade Certificate/College		N/A	10/5/5/1	
EYSS Agreement		Not Eligible	5	
Community Connections		0%	4	0.00
Active Agency Accreditation		50%	4	2.00
Staff Clinical Licensure		0%	5	0.00
Behavior Management (threshold = 0)		100%	4	4.00
<b>Incentives Total</b>	<b>8.21</b>			<b>6.00</b>
Maximum total combined incentive credit allowed is 10 points.			<b>Incentives Awarded</b>	<b>6.00</b>

\*Performance calculation descriptions can be found in the FY 2019 RBWO PBP Measurements and Standards Guide.

Child Protective Services Investigations and Dispositions		
The following investigations data, which is not used for scoring but is considered significant to a provider's performance, is from Georgia SHINES and is not considered final or complete until the end of the fiscal year.		
Total Reports:	0	
Number Screened In:	0	
Number Screened Out:	0	
Number Substantiated:	0	
Number Unsubstantiated:	0	
Number Active CPS Investigations:	0	



# Performance-Based Placement Measures

## RBWO Provider GA+SCORECARD - CCI

Report Quarter: Q3 FY2019

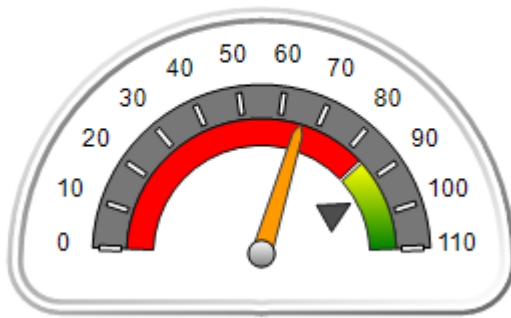
**Provider/Program Name: Georgia Baptist Children's Home & Family Ministries - Meansville Campus (666) - CCI**

2821 Hwy 19 South, Meansville, GA 30256	Quarterly Scores (Grades)		Current Quarter Score (Grade)
Phone: 770-567-8987	Q1: 72.98 (C-)	Q2: 79.14 (C+)	<b>65.51%</b> <b>(D)</b>
Vendor ID# 35370	Q3: 65.51 (D)	Q4: N/A	
Program Census Information:	# Children in Care During Quarter: 10	# Placements During Quarter: 10	# Children in Care On Last Day: 9

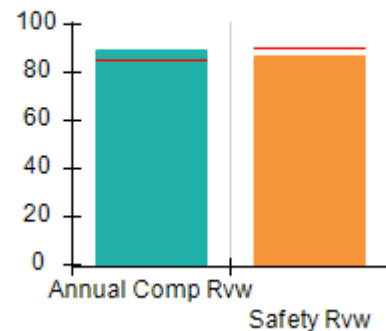
### Quarterly Provider Comparisons to All CCIs

indicates average for all CCIs

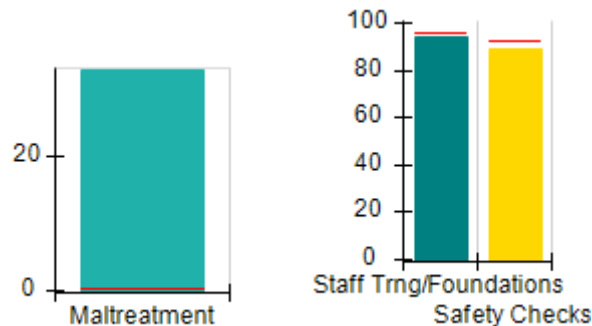
Overall Score (%)



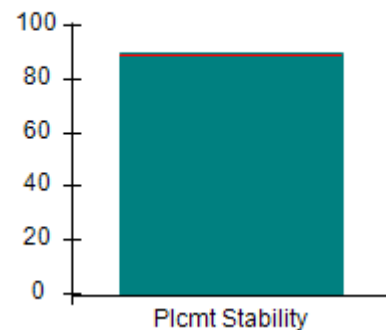
OPM Monitoring Reviews (%)



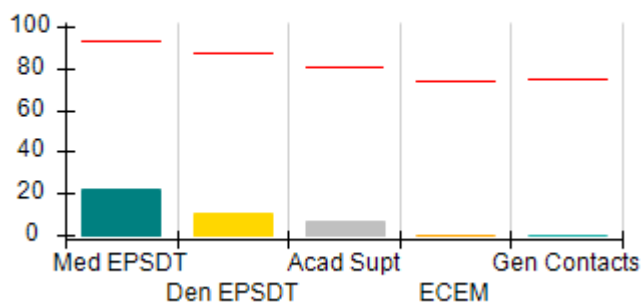
Safety Outcomes (%)



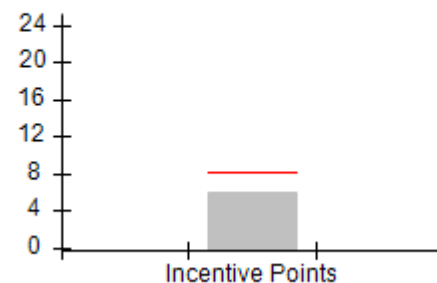
Permanency Outcomes (%)



Well-Being Outcomes (%)



Incentives Earned (Points)





**Performance-Based Placement Measures**  
**RBWO Provider GA+SCORECARD - CCI**

Report Quarter: Q3 FY2019

<b>Provider/Program Name: Georgia Baptist Children's Home &amp; Family Ministries - Meansville Campus (666) - CCI</b>				
<b>2821 Hwy 19 South, Meansville, GA 30256</b>		<b>Quarterly Scores (Grades)</b>		<b>Current Quarter Score (Grade)</b>
<b>Phone: 770-567-8987</b>		<b>Q1: 72.98 (C-)</b>	<b>Q2: 79.14 (C+)</b>	<b>65.51% (D)</b>
<b>Vendor ID# 35370</b>		<b>Q3: 65.51 (D)</b>	<b>Q4: N/A</b>	
Program Census Information:		# Children in Care During Quarter: 10	# Placements During Quarter: 10	# Children in Care On Last Day: 9
	<b>Avg Performance All CCIs (%)</b>	<b>Provider Performance (%)*</b>	<b>Possible Points (Weight)</b>	<b>Provider Points Earned</b>
<b>OPM Monitoring Reviews</b>				
Annual Comprehensive Reviews	85%	89%	25	22.25
Safety Reviews	90%	87%	15	13.08
<b>Monitoring Sub-Total</b>			<b>40</b>	<b>35.33</b>
<b>CCI Safety Outcomes</b>				
Incidence of Maltreatment	0.41%	33% 3 Substantiated Rts	10	0.00
Staff Training/Foundations	96%	94%	5	4.70
Staff Safety Checks	92%	89%	5	4.45
<b>Safety Sub-Total</b>			<b>20</b>	<b>9.15</b>
<b>CCI Permanency Outcomes</b>				
Placement Stability	89%	90%	15	13.50
<b>Permanency Sub-Total</b>			<b>15</b>	<b>13.50</b>
<b>CCI Well-Being Outcomes</b>				
EPSDT Medical Visits	93%	22%	4	0.88
EPSDT Dental Visits	87%	11%	4	0.44
Academic Supports	81%	7%	3	0.21
Provider ECEM Visits	74%	0%	7	0.00
Provider General Contacts	75%	0%	7	0.00
Placements with Siblings	36%	0%	Not Scored	Not Scored
Placements within Legal County	14%	Not Eligible	Not Scored	Not Scored
<b>Well-Being Sub-Total</b>			<b>25</b>	<b>1.53</b>
*Performance calculation descriptions can be found in the FY 2019 RBWO PBP Measurements and Standards Guide.				

<b>Monitoring &amp; Outcomes: Possible Points = 100</b>		<b>Points Earned = 59.51</b>	
<b>Score Before Incentives Credit</b>			<b>59.51%</b>
<b>Incentives Awarded</b>			<b>6.00 pts</b>
<b>PBP Verification</b>			<b>N/A pts</b>
<b>Total Score</b>			<b>65.51%</b>





**DHS, DFCS, Office of Provider Management**  
**Performance-Based Placement Measures**  
**RBWO Provider GA+SCORECARD - CCI**



**Report Quarter: Q3 FY2019**

**Provider/Program Name: Georgia Baptist Children's Home & Family Ministries - Meansville Campus (666) - CCI**

Program Census Information:		# Children in Care During Quarter: 10	# Placements During Quarter: 10	# Children in Care On Last Day: 9
CCI Incentive Credits	Avg Performance All CCIs (Points)	Provider Performance (%)*	Possible Points (Weight)	Provider Points Earned
Early EPSDT Medical Visits		0%	2	0.00
Early EPSDT Dental Visits		0%	2	0.00
Permanency Contacts		0%	5	0.00
Additional Academic Supports		0%	2	0.00
HS Grad/GED/Prof or Trade Certificate/College		N/A	10/5/5/1	
EYSS Agreement		Not Eligible	5	
Community Connections		0%	4	0.00
Active Agency Accreditation		50%	4	2.00
Staff Clinical Licensure		0%	5	0.00
Behavior Management (threshold = 0)		100%	4	4.00
<b>Incentives Total</b>	<b>8.21</b>			<b>6.00</b>
Maximum total combined incentive credit allowed is 10 points.			<b>Incentives Awarded</b>	<b>6.00</b>

\*Performance calculation descriptions can be found in the FY 2019 RBWO PBP Measurements and Standards Guide.

**Child Protective Services Investigations and Dispositions**

The following investigations data, which is not used for scoring but is considered significant to a provider's performance, is from Georgia SHINES and is not considered final or complete until the end of the fiscal year.

Total Reports:	3
Number Screened In:	3
Number Screened Out:	0
Number Substantiated:	3
Number Unsubstantiated:	1
Number Active CPS Investigations:	-1



**DHS, DFCS, Office of Provider Management**  
**Performance-Based Placement Measures**  
**RBWO Provider GA+SCORECARD - CCI**



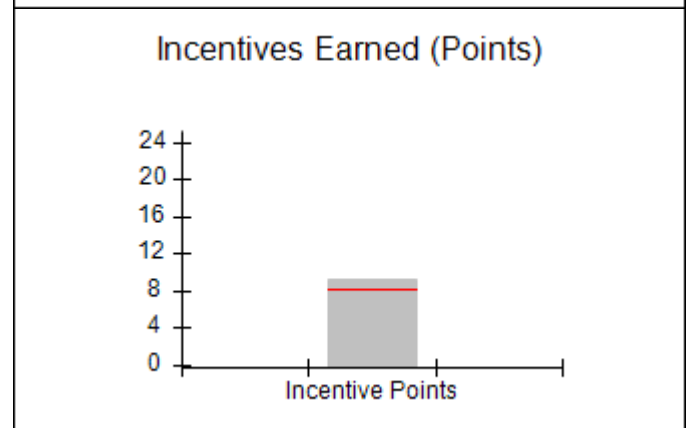
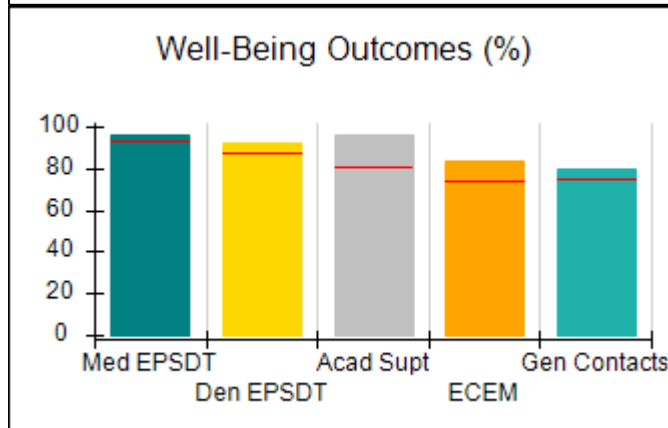
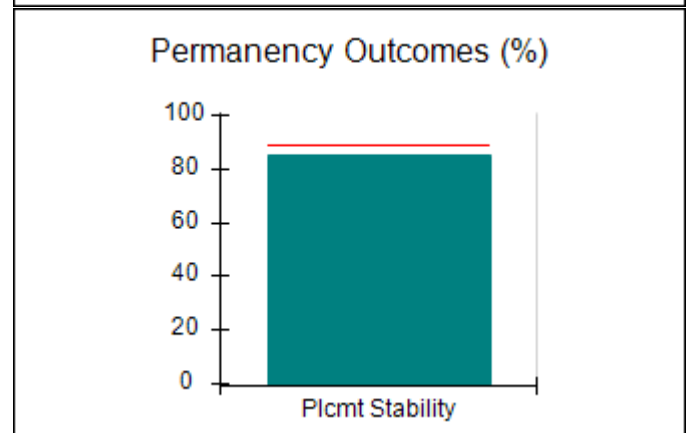
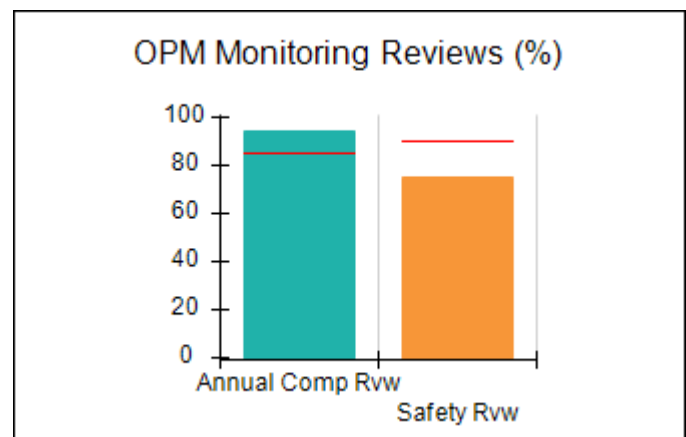
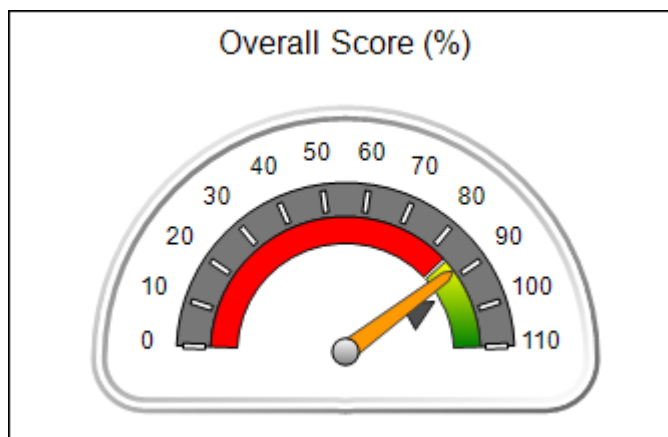
**Report Quarter: Q3 FY2019**

**Provider/Program Name: Georgia Baptist Children's Home & Family Ministries - Palmetto Campus (864) - CCI**

9250 Hutcheson Ferry Rd., Palmetto, GA 30268	Quarterly Scores (Grades)		Current Quarter Score (Grade)
Phone: 770-463-3344	Q1: 94.62 (A)	Q2: 89.99 (B+)	<b>88.28%</b> <b>(B+)</b>
Vendor ID# 35366	Q3: 88.28 (B+)	Q4: N/A	
Program Census Information:	# Children in Care During Quarter: 41	# Placements During Quarter: 41	# Children in Care On Last Day: 23

**Quarterly Provider Comparisons to All CCIs**

▼ — indicates average for all CCIs





**Performance-Based Placement Measures**  
**RBWO Provider GA+SCORECARD - CCI**

Report Quarter: Q3 FY2019

**Provider/Program Name: Georgia Baptist Children's Home & Family Ministries - Palmetto Campus (864) - CCI**

9250 Hutcheson Ferry Rd., Palmetto, GA 30268	Quarterly Scores (Grades)		Current Quarter Score (Grade)
Phone: 770-463-3344	Q1: 94.62 (A)	Q2: 89.99 (B+)	<b>88.28% (B+)</b>
Vendor ID# 35366	Q3: 88.28 (B+)	Q4: N/A	

Program Census Information:	# Children in Care During Quarter: 41	# Placements During Quarter: 41	# Children in Care On Last Day: 23
-----------------------------	---------------------------------------	---------------------------------	------------------------------------

	Avg Performance All CCIs (%)	Provider Performance (%)*	Possible Points (Weight)	Provider Points Earned
--	------------------------------	---------------------------	--------------------------	------------------------

**OPM Monitoring Reviews**

Annual Comprehensive Reviews	85%	94%	25	23.54
Safety Reviews	90%	75%	15	11.25
<b>Monitoring Sub-Total</b>			<b>40</b>	<b>34.79</b>

**CCI Safety Outcomes**

Incidence of Maltreatment	0.41%	2% 1 Substantiated Rpt	10	0.00
Staff Training/Foundations	96%	98%	5	4.90
Staff Safety Checks	92%	95%	5	4.75
<b>Safety Sub-Total</b>			<b>20</b>	<b>9.65</b>

**CCI Permanency Outcomes**

Placement Stability	89%	85%	15	12.75
<b>Permanency Sub-Total</b>			<b>15</b>	<b>12.75</b>

**CCI Well-Being Outcomes**

EPSDT Medical Visits	93%	96%	4	3.84
EPSDT Dental Visits	87%	92%	4	3.68
Academic Supports	81%	96%	3	2.88
Provider ECEM Visits	74%	83%	7	5.81
Provider General Contacts	75%	80%	7	5.60
Placements with Siblings	36%	0%	Not Scored	Not Scored
Placements within Legal County	14%	7%	Not Scored	Not Scored
<b>Well-Being Sub-Total</b>			<b>25</b>	<b>21.81</b>

\*Performance calculation descriptions can be found in the FY 2019 RBWO PBP Measurements and Standards Guide.

<b>Monitoring &amp; Outcomes: Possible Points = 100</b>	<b>Points Earned = 79.00</b>
<b>Score Before Incentives Credit</b>	<b>79.00%</b>
<b>Incentives Awarded</b>	<b>9.28 pts</b>
<b>PBP Verification</b>	<b>N/A pts</b>
<b>Total Score</b>	<b>88.28%</b>



**DHS, DFCS, Office of Provider Management**  
**Performance-Based Placement Measures**  
**RBWO Provider GA+SCORECARD - CCI**



**Report Quarter: Q3 FY2019**

**Provider/Program Name: Georgia Baptist Children's Home & Family Ministries - Palmetto Campus (864) - CCI**

Program Census Information:		# Children in Care During Quarter: 41	# Placements During Quarter: 41	# Children in Care On Last Day: 23
CCI Incentive Credits	Avg Performance All CCIs (Points)	Provider Performance (%)*	Possible Points (Weight)	Provider Points Earned
Early EPSDT Medical Visits		93%	2	1.86
Early EPSDT Dental Visits		71%	2	1.42
Permanency Contacts		0%	5	0.00
Additional Academic Supports		0%	2	0.00
HS Grad/GED/Prof or Trade Certificate/College		N/A	10/5/5/1	
EYSS Agreement		Not Eligible	5	
Community Connections		0%	4	0.00
Active Agency Accreditation		50%	4	2.00
Staff Clinical Licensure		0%	5	0.00
Behavior Management (threshold = 0)		100%	4	4.00
<b>Incentives Total</b>	<b>8.21</b>			<b>9.28</b>
Maximum total combined incentive credit allowed is 10 points.			<b>Incentives Awarded</b>	<b>9.28</b>

\*Performance calculation descriptions can be found in the FY 2019 RBWO PBP Measurements and Standards Guide.

**Child Protective Services Investigations and Dispositions**

The following investigations data, which is not used for scoring but is considered significant to a provider's performance, is from Georgia SHINES and is not considered final or complete until the end of the fiscal year.

Total Reports:	1
Number Screened In:	1
Number Screened Out:	0
Number Substantiated:	1
Number Unsubstantiated:	1
Number Active CPS Investigations:	-1

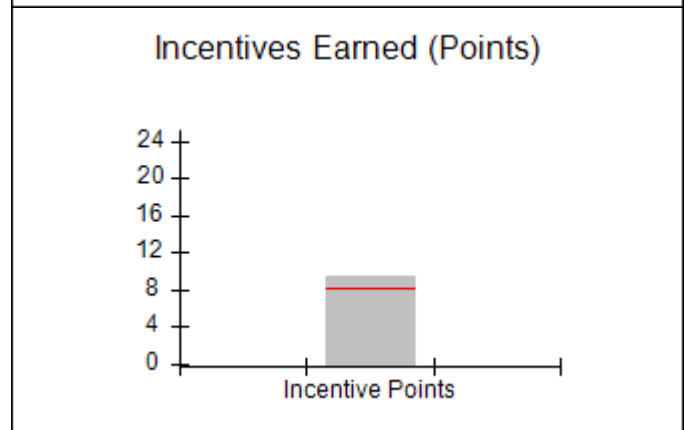
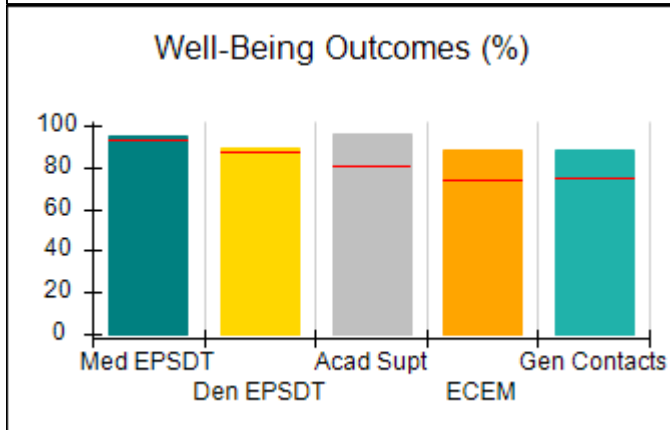
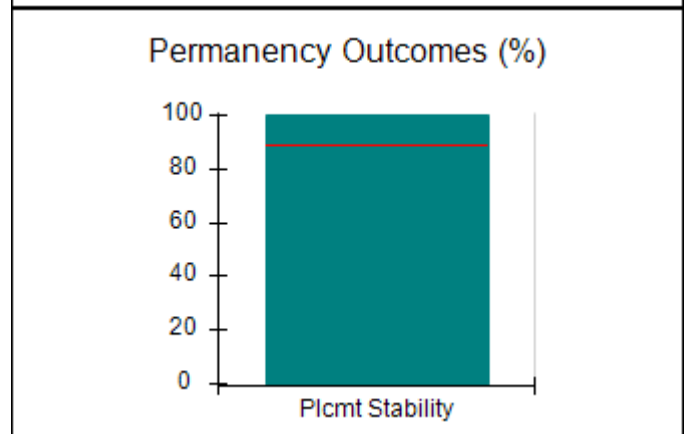
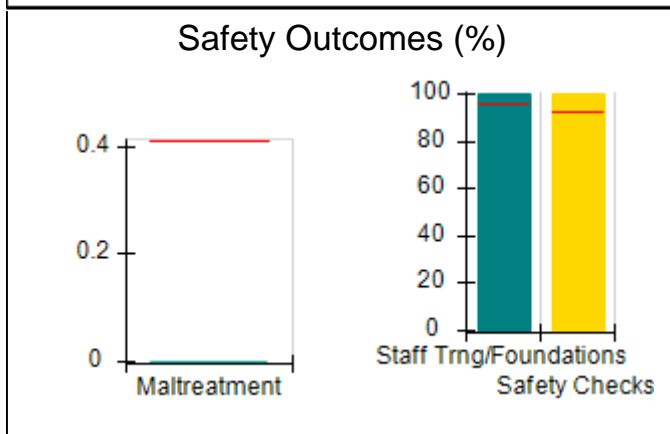
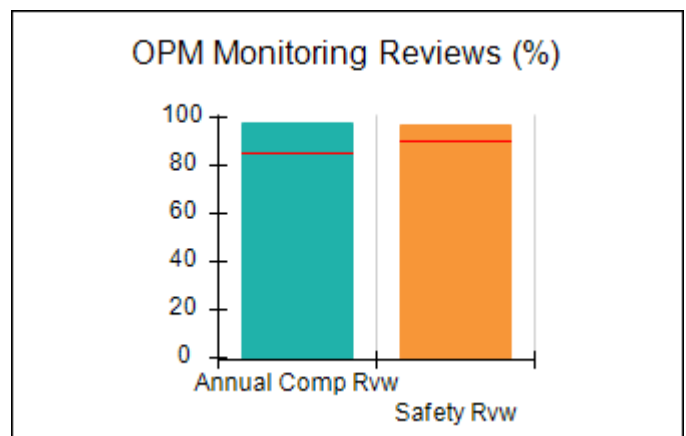
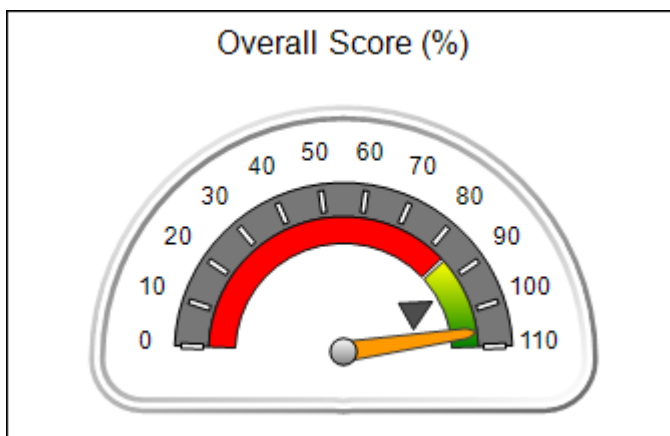


**DHS, DFCS, Office of Provider Management**  
**Performance-Based Placement Measures**  
**RBWO Provider GA+SCORECARD - CCI**  
**Report Quarter: Q3 FY2019**



Provider/Program Name: Georgia Sheriff's Youth Home - dba Boys Ranch (676) - CCI			
5671 Boys Ranch Rd., Hahira, GA 31632	Quarterly Scores (Grades)		Current Quarter Score (Grade)
Phone: 229-794-2606	Q1: 107.04 (A+)	Q2: 106.68 (A+)	<b>106.02%</b> <b>(A+)</b>
Vendor ID# 35379	Q3: 106.02 (A+)	Q4: N/A	
Program Census Information:	# Children in Care During Quarter: 24	# Placements During Quarter: 24	# Children in Care On Last Day: 19
Quarterly Provider Comparisons to All CCIs			

▼ — indicates average for all CCIs





DHS, DFCS, Office of Provider Management  
**Performance-Based Placement Measures**  
**RBWO Provider GA+SCORECARD - CCI**  
 Report Quarter: Q3 FY2019



**Provider/Program Name: Georgia Sheriff's Youth Home - dba Boys Ranch (676) - CCI**

<b>5671 Boys Ranch Rd., Hahira, GA 31632</b>	<b>Quarterly Scores (Grades)</b>		<b>Current Quarter Score (Grade)</b>
<b>Phone: 229-794-2606</b>	<b>Q1: 107.04 (A+)</b>	<b>Q2: 106.68 (A+)</b>	<b>106.02% (A+)</b>
<b>Vendor ID# 35379</b>	<b>Q3: 106.02 (A+)</b>	<b>Q4: N/A</b>	

Program Census Information:	# Children in Care During Quarter: 24	# Placements During Quarter: 24	# Children in Care On Last Day: 19
-----------------------------	---------------------------------------	---------------------------------	------------------------------------

	<b>Avg Performance All CCIs (%)</b>	<b>Provider Performance (%)*</b>	<b>Possible Points (Weight)</b>	<b>Provider Points Earned</b>
--	-------------------------------------	----------------------------------	---------------------------------	-------------------------------

**OPM Monitoring Reviews**

Annual Comprehensive Reviews	85%	98%	25	24.48
Safety Reviews	90%	97%	15	14.50
<b>Monitoring Sub-Total</b>			<b>40</b>	<b>38.98</b>

**CCI Safety Outcomes**

Incidence of Maltreatment	0.41%	No Substantiated Reports	10	10.00
Staff Training/Foundations	96%	100%	5	5.00
Staff Safety Checks	92%	100%	5	5.00
<b>Safety Sub-Total</b>			<b>20</b>	<b>20.00</b>

**CCI Permanency Outcomes**

Placement Stability	89%	100%	15	15.00
<b>Permanency Sub-Total</b>			<b>15</b>	<b>15.00</b>

**CCI Well-Being Outcomes**

EPSDT Medical Visits	93%	95%	4	3.80
EPSDT Dental Visits	87%	89%	4	3.56
Academic Supports	81%	96%	3	2.88
Provider ECEM Visits	74%	88%	7	6.16
Provider General Contacts	75%	88%	7	6.16
Placements with Siblings	36%	42%	Not Scored	Not Scored
Placements within Legal County	14%	0%	Not Scored	Not Scored
<b>Well-Being Sub-Total</b>			<b>25</b>	<b>22.56</b>

\*Performance calculation descriptions can be found in the FY 2019 RBWO PBP Measurements and Standards Guide.

<b>Monitoring &amp; Outcomes: Possible Points = 100</b>		<b>Points Earned = 96.54</b>	
<b>Score Before Incentives Credit</b>			<b>96.54%</b>
<b>Incentives Awarded</b>			<b>9.48 pts</b>
<b>PBP Verification</b>			<b>N/A pts</b>
<b>Total Score</b>			<b>106.02%</b>



**DHS, DFCS, Office of Provider Management**  
**Performance-Based Placement Measures**  
**RBWO Provider GA+SCORECARD - CCI**  
**Report Quarter: Q3 FY2019**



**Provider/Program Name: Georgia Sheriff's Youth Home - dba Boys Ranch (676) - CCI**

Program Census Information:		# Children in Care During Quarter: 24	# Placements During Quarter: 24	# Children in Care On Last Day: 19
CCI Incentive Credits	Avg Performance All CCIs (Points)	Provider Performance (%)*	Possible Points (Weight)	Provider Points Earned
Early EPSDT Medical Visits		75%	2	1.50
Early EPSDT Dental Visits		78%	2	1.56
Permanency Contacts		0%	5	0.00
Additional Academic Supports		96%	2	1.92
HS Grad/GED/Prof or Trade Certificate/College		N/A	10/5/5/1	
EYSS Agreement		Not Eligible	5	
Community Connections		0%	4	0.00
Active Agency Accreditation		0%	4	0.00
Staff Clinical Licensure		10%	5	0.50
Behavior Management (threshold = 0)		100%	4	4.00
<b>Incentives Total</b>	<b>8.21</b>			<b>9.48</b>
Maximum total combined incentive credit allowed is 10 points.			<b>Incentives Awarded</b>	<b>9.48</b>

\*Performance calculation descriptions can be found in the FY 2019 RBWO PBP Measurements and Standards Guide.

**Child Protective Services Investigations and Dispositions**

The following investigations data, which is not used for scoring but is considered significant to a provider's performance, is from Georgia SHINES and is not considered final or complete until the end of the fiscal year.

Total Reports:	0
Number Screened In:	0
Number Screened Out:	0
Number Substantiated:	0
Number Unsubstantiated:	0
Number Active CPS Investigations:	0



DHS, DFCS, Office of Provider Management  
**Performance-Based Placement Measures**  
**RBWO Provider GA+SCORECARD - CCI**  
 Report Quarter: Q3 FY2019

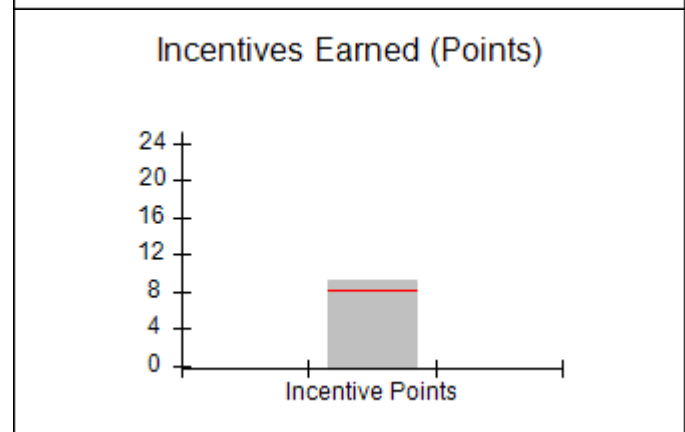
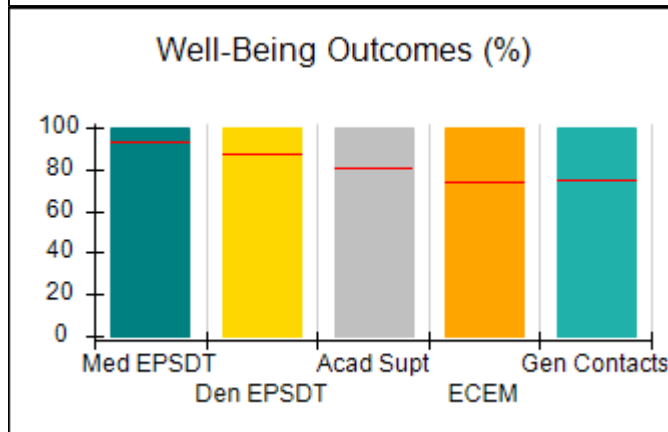
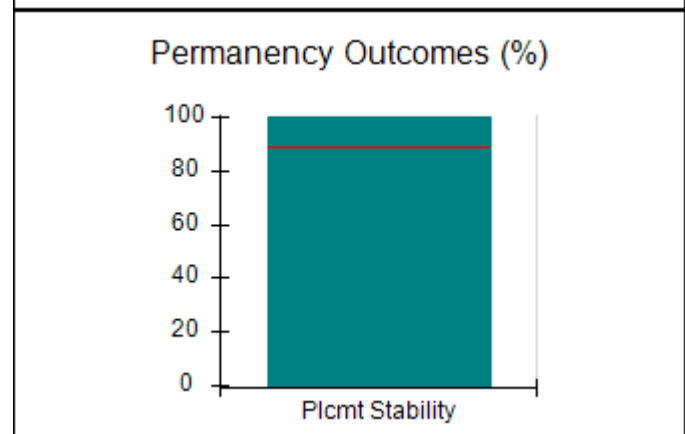
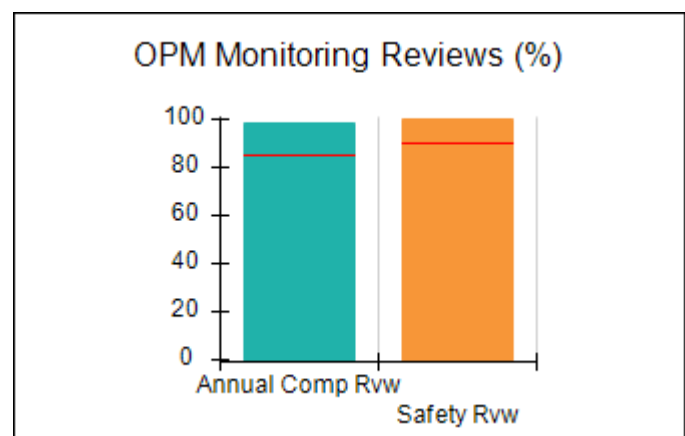
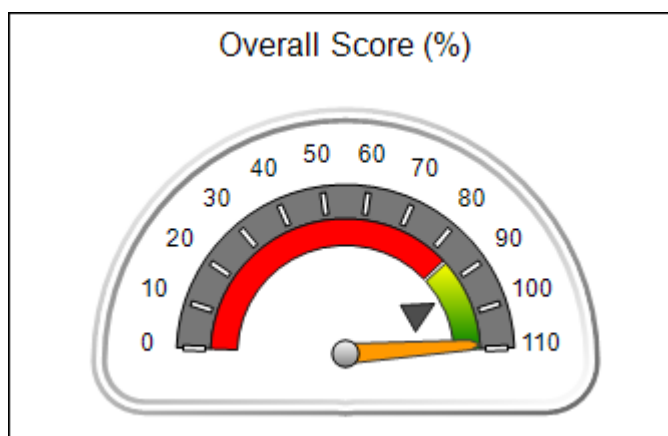


**Provider/Program Name: Georgia Sheriff's Youth Home - dba Cherokee Estate (677) - CCI**

850 Cherokee Estate Rd. NE, Dalton, GA 30720	Quarterly Scores (Grades)		Current Quarter Score (Grade)
Phone: 706-259-8581	Q1: 107.75 (A+)	Q2: 102.13 (A+)	<b>108.82%</b> <b>(A+)</b>
Vendor ID# 35382	Q3: 108.82 (A+)	Q4: N/A	
Program Census Information:	# Children in Care During Quarter: 5	# Placements During Quarter: 5	# Children in Care On Last Day: 3

**Quarterly Provider Comparisons to All CCIs**

▼ — indicates average for all CCIs







DHS, DFCS, Office of Provider Management  
**Performance-Based Placement Measures**  
**RBWO Provider GA+SCORECARD - CCI**  
 Report Quarter: Q3 FY2019



<b>Provider/Program Name: Georgia Sheriff's Youth Home - dba Cherokee Estate (677) - CCI</b>				
<b>850 Cherokee Estate Rd. NE, Dalton, GA 30720</b>		<b>Quarterly Scores (Grades)</b>		<b>Current Quarter Score (Grade)</b>
<b>Phone: 706-259-8581</b>		<b>Q1: 107.75 (A+)</b>	<b>Q2: 102.13 (A+)</b>	<b>108.82% (A+)</b>
<b>Vendor ID# 35382</b>		<b>Q3: 108.82 (A+)</b>	<b>Q4: N/A</b>	
Program Census Information:		# Children in Care During Quarter: 5	# Placements During Quarter: 5	# Children in Care On Last Day: 3
	<b>Avg Performance All CCIs (%)</b>	<b>Provider Performance (%)*</b>	<b>Possible Points (Weight)</b>	<b>Provider Points Earned</b>
<b>OPM Monitoring Reviews</b>				
Annual Comprehensive Reviews	85%	98%	25	24.58
Safety Reviews	90%	100%	15	14.98
<b>Monitoring Sub-Total</b>			<b>40</b>	<b>39.56</b>
<b>CCI Safety Outcomes</b>				
Incidence of Maltreatment	0.41%	No Substantiated Reports	10	10.00
Staff Training/Foundations	96%	100%	5	5.00
Staff Safety Checks	92%	100%	5	5.00
<b>Safety Sub-Total</b>			<b>20</b>	<b>20.00</b>
<b>CCI Permanency Outcomes</b>				
Placement Stability	89%	100%	15	15.00
<b>Permanency Sub-Total</b>			<b>15</b>	<b>15.00</b>
<b>CCI Well-Being Outcomes</b>				
EPSDT Medical Visits	93%	100%	4	4.00
EPSDT Dental Visits	87%	100%	4	4.00
Academic Supports	81%	100%	3	3.00
Provider ECEM Visits	74%	100%	7	7.00
Provider General Contacts	75%	100%	7	7.00
Placements with Siblings	36%	Not Eligible	Not Scored	Not Scored
Placements within Legal County	14%	100%	Not Scored	Not Scored
<b>Well-Being Sub-Total</b>			<b>25</b>	<b>25.00</b>
*Performance calculation descriptions can be found in the FY 2019 RBWO PBP Measurements and Standards Guide.				

<b>Monitoring &amp; Outcomes: Possible Points = 100</b>		<b>Points Earned = 99.56</b>	
<b>Score Before Incentives Credit</b>			<b>99.56%</b>
<b>Incentives Awarded</b>			<b>9.26 pts</b>
<b>PBP Verification</b>			<b>N/A pts</b>
<b>Total Score</b>			<b>108.82%</b>



**DHS, DFCS, Office of Provider Management**  
**Performance-Based Placement Measures**  
**RBWO Provider GA+SCORECARD - CCI**  
**Report Quarter: Q3 FY2019**



**Provider/Program Name: Georgia Sheriff's Youth Home - dba Cherokee Estate (677) - CCI**

Program Census Information:		# Children in Care During Quarter: 5	# Placements During Quarter: 5	# Children in Care On Last Day: 3
CCI Incentive Credits	Avg Performance All CCIs (Points)	Provider Performance (%)*	Possible Points (Weight)	Provider Points Earned
Early EPSDT Medical Visits		100%	2	2.00
Early EPSDT Dental Visits		100%	2	2.00
Permanency Contacts		None Planned	5	
Additional Academic Supports		63%	2	1.26
HS Grad/GED/Prof or Trade Certificate/College		N/A	10/5/5/1	
EYSS Agreement		Not Eligible	5	
Community Connections		0%	4	0.00
Active Agency Accreditation		0%	4	0.00
Staff Clinical Licensure		0%	5	0.00
Behavior Management (threshold = 0)		100%	4	4.00
<b>Incentives Total</b>	<b>8.21</b>			<b>9.26</b>
Maximum total combined incentive credit allowed is 10 points.			<b>Incentives Awarded</b>	<b>9.26</b>

\*Performance calculation descriptions can be found in the FY 2019 RBWO PBP Measurements and Standards Guide.

**Child Protective Services Investigations and Dispositions**

The following investigations data, which is not used for scoring but is considered significant to a provider's performance, is from Georgia SHINES and is not considered final or complete until the end of the fiscal year.

Total Reports:	0
Number Screened In:	0
Number Screened Out:	0
Number Substantiated:	0
Number Unsubstantiated:	0
Number Active CPS Investigations:	0



DHS, DFCS, Office of Provider Management

## Performance-Based Placement Measures

### RBWO Provider GA+SCORECARD - CCI



Report Quarter: Q3 FY2019

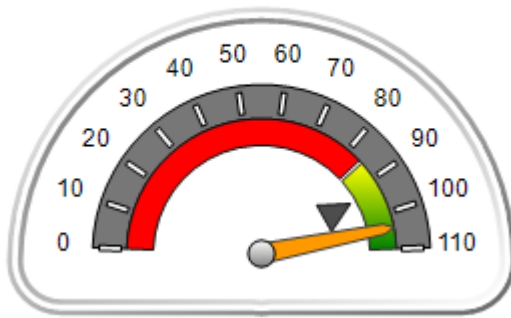
**Provider/Program Name: Georgia Sheriff's Youth Home - dba Herrington Homes (678) - CCI**

8109 Hwy. 297, Nunez, GA 30448	Quarterly Scores (Grades)		Current Quarter Score (Grade)
Phone: 912-562-3968	Q1: 105.28 (A+)	Q2: 106.90 (A+)	<b>104.20%</b> <b>(A+)</b>
Vendor ID# 35380	Q3: 104.20 (A+)	Q4: N/A	
Program Census Information:	# Children in Care During Quarter: 12	# Placements During Quarter: 12	# Children in Care On Last Day: 11

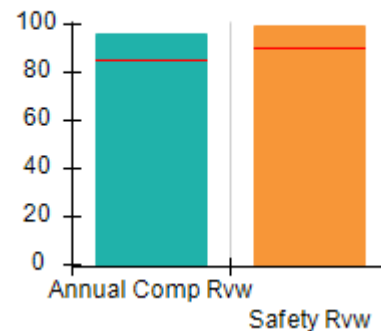
### Quarterly Provider Comparisons to All CCIs

▼ — indicates average for all CCIs

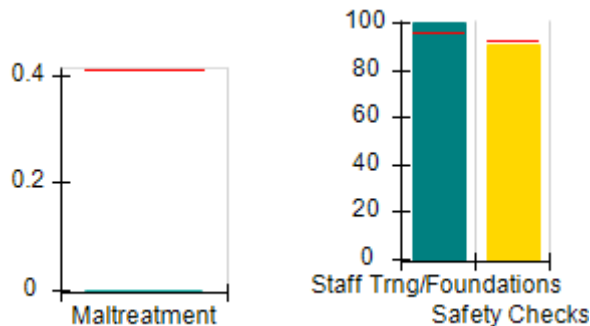
Overall Score (%)



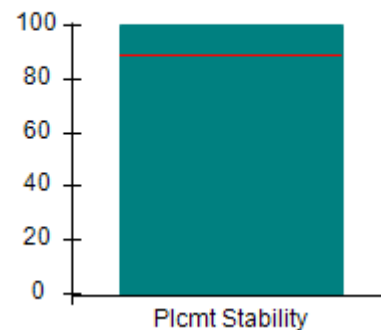
OPM Monitoring Reviews (%)



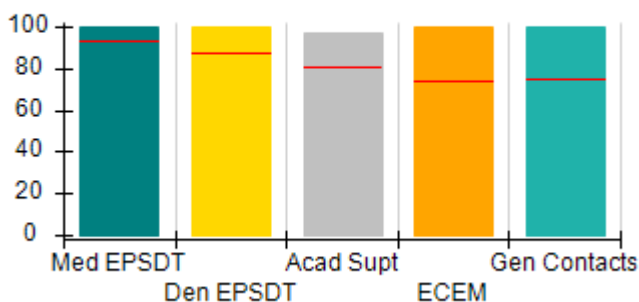
Safety Outcomes (%)



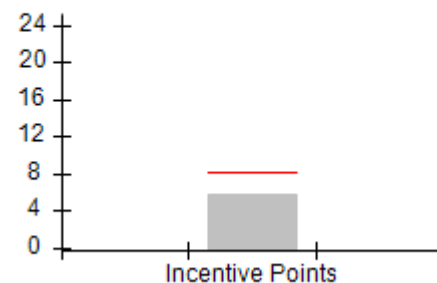
Permanency Outcomes (%)



Well-Being Outcomes (%)



Incentives Earned (Points)





DHS, DFCS, Office of Provider Management  
**Performance-Based Placement Measures**  
**RBWO Provider GA+SCORECARD - CCI**



Report Quarter: Q3 FY2019

**Provider/Program Name: Georgia Sheriff's Youth Home - dba Herrington Homes (678) - CCI**

8109 Hwy. 297, Nunez, GA 30448	Quarterly Scores (Grades)		Current Quarter Score (Grade)
Phone: 912-562-3968	Q1: 105.28 (A+)	Q2: 106.90 (A+)	<b>104.20% (A+)</b>
Vendor ID# 35380	Q3: 104.20 (A+)	Q4: N/A	

Program Census Information:	# Children in Care During Quarter: 12	# Placements During Quarter: 12	# Children in Care On Last Day: 11
-----------------------------	---------------------------------------	---------------------------------	------------------------------------

	Avg Performance All CCIs (%)	Provider Performance (%)*	Possible Points (Weight)	Provider Points Earned
--	------------------------------	---------------------------	--------------------------	------------------------

**OPM Monitoring Reviews**

Annual Comprehensive Reviews	85%	96%	25	24.11
Safety Reviews	90%	100%	15	14.93
<b>Monitoring Sub-Total</b>			<b>40</b>	<b>39.04</b>

**CCI Safety Outcomes**

Incidence of Maltreatment	0.41%	No Substantiated Reports	10	10.00
Staff Training/Foundations	96%	100%	5	5.00
Staff Safety Checks	92%	91%	5	4.55
<b>Safety Sub-Total</b>			<b>20</b>	<b>19.55</b>

**CCI Permanency Outcomes**

Placement Stability	89%	100%	15	15.00
<b>Permanency Sub-Total</b>			<b>15</b>	<b>15.00</b>

**CCI Well-Being Outcomes**

EPSDT Medical Visits	93%	100%	4	4.00
EPSDT Dental Visits	87%	100%	4	4.00
Academic Supports	81%	97%	3	2.91
Provider ECEM Visits	74%	100%	7	7.00
Provider General Contacts	75%	100%	7	7.00
Placements with Siblings	36%	73%	Not Scored	Not Scored
Placements within Legal County	14%	0%	Not Scored	Not Scored
<b>Well-Being Sub-Total</b>			<b>25</b>	<b>24.91</b>

\*Performance calculation descriptions can be found in the FY 2019 RBWO PBP Measurements and Standards Guide.

<b>Monitoring &amp; Outcomes: Possible Points = 100</b>	<b>Points Earned = 98.50</b>
<b>Score Before Incentives Credit</b>	<b>98.50%</b>
<b>Incentives Awarded</b>	<b>5.70 pts</b>
<b>PBP Verification</b>	<b>N/A pts</b>
<b>Total Score</b>	<b>104.20%</b>



DHS, DFCS, Office of Provider Management  
**Performance-Based Placement Measures**  
**RBWO Provider GA+SCORECARD - CCI**



Report Quarter: Q3 FY2019

Provider/Program Name: Georgia Sheriff's Youth Home - dba Herrington Homes (678) - CCI				
Program Census Information:		# Children in Care During Quarter: 12	# Placements During Quarter: 12	# Children in Care On Last Day: 11
CCI Incentive Credits	Avg Performance All CCIs (Points)	Provider Performance (%)*	Possible Points (Weight)	Provider Points Earned
Early EPSDT Medical Visits		Not Eligible	2	
Early EPSDT Dental Visits		67%	2	1.34
Permanency Contacts		None Planned	5	
Additional Academic Supports		18%	2	0.36
HS Grad/GED/Prof or Trade Certificate/College		N/A	10/5/5/1	
EYSS Agreement		Not Eligible	5	
Community Connections		0%	4	0.00
Active Agency Accreditation		0%	4	0.00
Staff Clinical Licensure		0%	5	0.00
Behavior Management (threshold = 0)		100%	4	4.00
<b>Incentives Total</b>	<b>8.21</b>			<b>5.70</b>
Maximum total combined incentive credit allowed is 10 points.			<b>Incentives Awarded</b>	<b>5.70</b>
*Performance calculation descriptions can be found in the FY 2019 RBWO PBP Measurements and Standards Guide.				

Child Protective Services Investigations and Dispositions		
The following investigations data, which is not used for scoring but is considered significant to a provider's performance, is from Georgia SHINES and is not considered final or complete until the end of the fiscal year.		
Total Reports:	0	
Number Screened In:	0	
Number Screened Out:	0	
Number Substantiated:	0	
Number Unsubstantiated:	0	
Number Active CPS Investigations:	0	



DHS, DFCS, Office of Provider Management

## Performance-Based Placement Measures

### RBWO Provider GA+SCORECARD - CCI

Report Quarter: Q3 FY2019



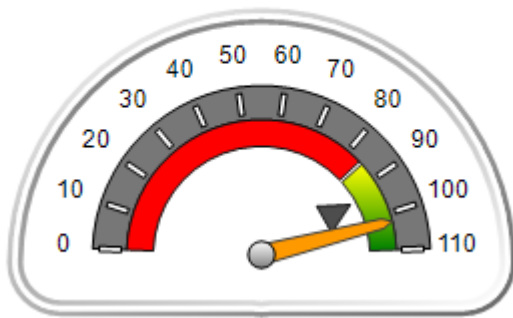
**Provider/Program Name: Georgia Sheriff's Youth Home - dba Mountainview (963) - CCI**

716 Jackson Lake Road, Chatsworth, GA 30705	Quarterly Scores (Grades)		Current Quarter Score (Grade)
Phone: 706-695-2100	Q1: 104.33 (A+)	Q2: 96.21 (A)	<b>102.31% (A+)</b>
Vendor ID# 35383	Q3: 102.31 (A+)	Q4: N/A	
Program Census Information:	# Children in Care During Quarter: 5	# Placements During Quarter: 5	# Children in Care On Last Day: 4

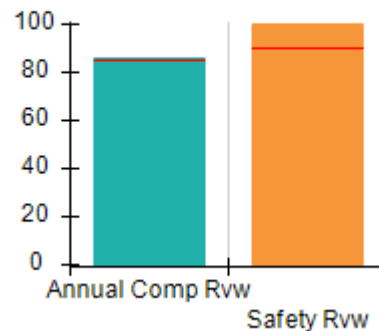
### Quarterly Provider Comparisons to All CCIs

▼ — indicates average for all CCIs

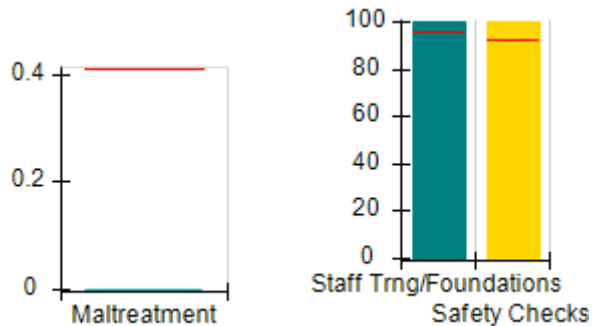
Overall Score (%)



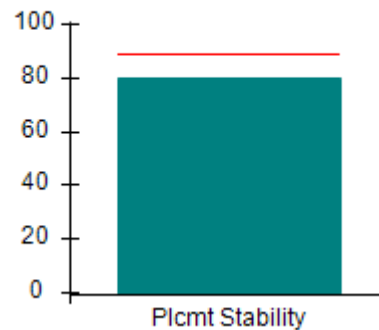
OPM Monitoring Reviews (%)



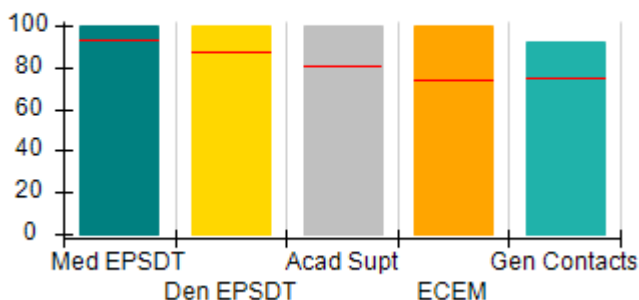
Safety Outcomes (%)



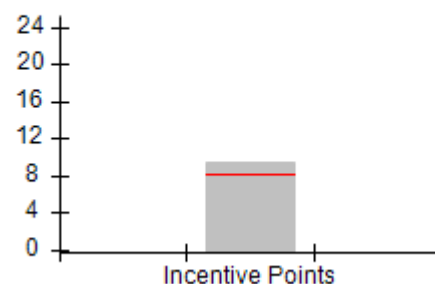
Permanency Outcomes (%)



Well-Being Outcomes (%)



Incentives Earned (Points)





DHS, DFCS, Office of Provider Management  
**Performance-Based Placement Measures**  
**RBWO Provider GA+SCORECARD - CCI**  
 Report Quarter: Q3 FY2019



**Provider/Program Name: Georgia Sheriff's Youth Home - dba Mountainview (963) - CCI**

<b>716 Jackson Lake Road, Chatsworth, GA 30705</b>	<b>Quarterly Scores (Grades)</b>		<b>Current Quarter Score (Grade)</b>
<b>Phone: 706-695-2100</b>	<b>Q1: 104.33 (A+)</b>	<b>Q2: 96.21 (A)</b>	<b>102.31% (A+)</b>
<b>Vendor ID# 35383</b>	<b>Q3: 102.31 (A+)</b>	<b>Q4: N/A</b>	

Program Census Information:	# Children in Care During Quarter: 5	# Placements During Quarter: 5	# Children in Care On Last Day: 4
-----------------------------	--------------------------------------	--------------------------------	-----------------------------------

	<b>Avg Performance All CCIs (%)</b>	<b>Provider Performance (%)*</b>	<b>Possible Points (Weight)</b>	<b>Provider Points Earned</b>
--	-------------------------------------	----------------------------------	---------------------------------	-------------------------------

**OPM Monitoring Reviews**

Annual Comprehensive Reviews	85%	86%	25	21.41
Safety Reviews	90%	100%	15	15.00
<b>Monitoring Sub-Total</b>			<b>40</b>	<b>36.41</b>

**CCI Safety Outcomes**

Incidence of Maltreatment	0.41%	No Substantiated Reports	10	10.00
Staff Training/Foundations	96%	100%	5	5.00
Staff Safety Checks	92%	100%	5	5.00
<b>Safety Sub-Total</b>			<b>20</b>	<b>20.00</b>

**CCI Permanency Outcomes**

Placement Stability	89%	80%	15	12.00
<b>Permanency Sub-Total</b>			<b>15</b>	<b>12.00</b>

**CCI Well-Being Outcomes**

EPSDT Medical Visits	93%	100%	4	4.00
EPSDT Dental Visits	87%	100%	4	4.00
Academic Supports	81%	100%	3	3.00
Provider ECEM Visits	74%	100%	7	7.00
Provider General Contacts	75%	92%	7	6.44
Placements with Siblings	36%	100%	Not Scored	Not Scored
Placements within Legal County	14%	50%	Not Scored	Not Scored
<b>Well-Being Sub-Total</b>			<b>25</b>	<b>24.44</b>

\*Performance calculation descriptions can be found in the FY 2019 RBWO PBP Measurements and Standards Guide.

<b>Monitoring &amp; Outcomes: Possible Points = 100</b>		<b>Points Earned = 92.85</b>	
<b>Score Before Incentives Credit</b>			<b>92.85%</b>
<b>Incentives Awarded</b>			<b>9.46 pts</b>
<b>PBP Verification</b>			<b>N/A pts</b>
<b>Total Score</b>			<b>102.31%</b>



**DHS, DFCS, Office of Provider Management**  
**Performance-Based Placement Measures**  
**RBWO Provider GA+SCORECARD - CCI**  
**Report Quarter: Q3 FY2019**



**Provider/Program Name: Georgia Sheriff's Youth Home - dba Mountainview (963) - CCI**

Program Census Information:		# Children in Care During Quarter: 5	# Placements During Quarter: 5	# Children in Care On Last Day: 4
CCI Incentive Credits	Avg Performance All CCIs (Points)	Provider Performance (%)*	Possible Points (Weight)	Provider Points Earned
Early EPSDT Medical Visits		100%	2	2.00
Early EPSDT Dental Visits		100%	2	2.00
Permanency Contacts		None Planned	5	
Additional Academic Supports		73%	2	1.46
HS Grad/GED/Prof or Trade Certificate/College		N/A	10/5/5/1	
EYSS Agreement		Not Eligible	5	
Community Connections		0%	4	0.00
Active Agency Accreditation		0%	4	0.00
Staff Clinical Licensure		0%	5	0.00
Behavior Management (threshold = 0)		100%	4	4.00
<b>Incentives Total</b>	<b>8.21</b>			<b>9.46</b>
Maximum total combined incentive credit allowed is 10 points.			<b>Incentives Awarded</b>	<b>9.46</b>

\*Performance calculation descriptions can be found in the FY 2019 RBWO PBP Measurements and Standards Guide.

**Child Protective Services Investigations and Dispositions**

The following investigations data, which is not used for scoring but is considered significant to a provider's performance, is from Georgia SHINES and is not considered final or complete until the end of the fiscal year.

Total Reports:	0
Number Screened In:	0
Number Screened Out:	0
Number Substantiated:	0
Number Unsubstantiated:	0
Number Active CPS Investigations:	0





DHS, DFCS, Office of Provider Management  
**Performance-Based Placement Measures**  
**RBWO Provider GA+SCORECARD - CCI**  
Report Quarter: Q3 FY2019



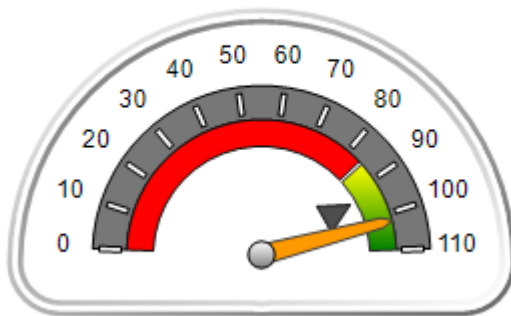
**Provider/Program Name: Georgia Sheriff's Youth Home - dba Pineland (679) - CCI**

2048 Young's Mill Rd., LaGrange, GA 30241	Quarterly Scores (Grades)		Current Quarter Score (Grade)
Phone: 706-845-9771	Q1: 101.23 (A+)	Q2: 103.55 (A+)	<b>102.06%</b> <b>(A+)</b>
Vendor ID# 35381	Q3: 102.06 (A+)	Q4: N/A	
Program Census Information:	# Children in Care During Quarter: 4	# Placements During Quarter: 4	# Children in Care On Last Day: 4

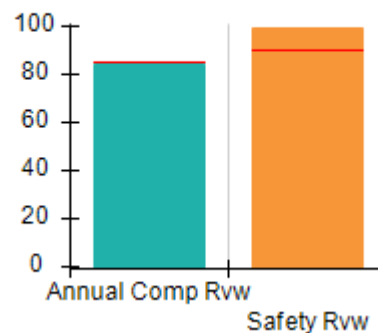
**Quarterly Provider Comparisons to All CCIs**

▼ — indicates average for all CCIs

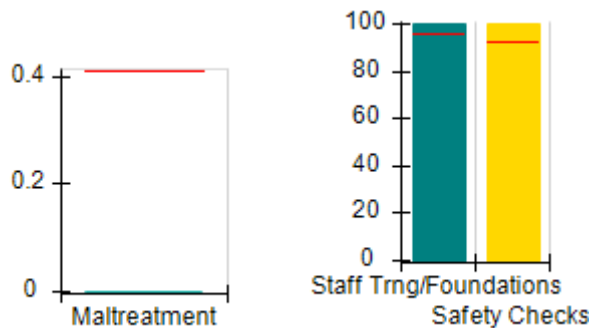
Overall Score (%)



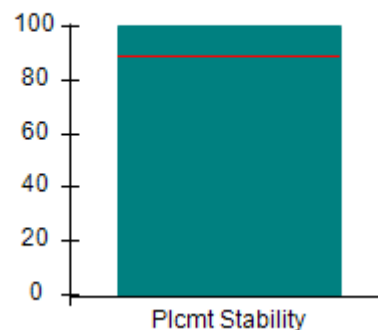
OPM Monitoring Reviews (%)



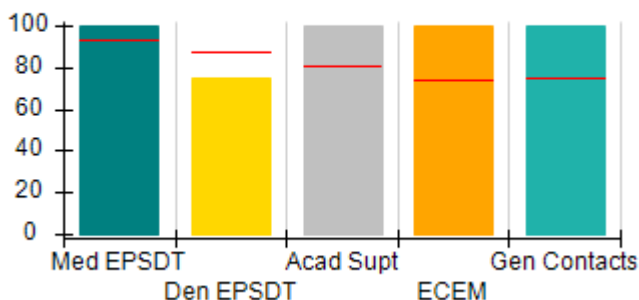
Safety Outcomes (%)



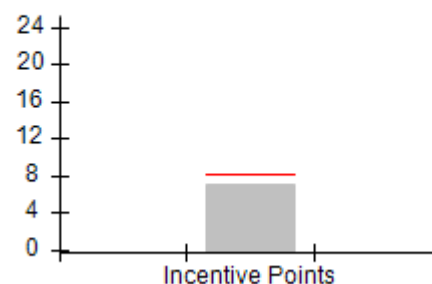
Permanency Outcomes (%)



Well-Being Outcomes (%)



Incentives Earned (Points)





DHS, DFCS, Office of Provider Management  
**Performance-Based Placement Measures**  
**RBWO Provider GA+SCORECARD - CCI**  
 Report Quarter: Q3 FY2019



<b>Provider/Program Name: Georgia Sheriff's Youth Home - dba Pineland (679) - CCI</b>				
2048 Young's Mill Rd., LaGrange, GA 30241		Quarterly Scores (Grades)		Current Quarter Score (Grade)
Phone: 706-845-9771		Q1: 101.23 (A+)	Q2: 103.55 (A+)	<b>102.06%</b> <b>(A+)</b>
Vendor ID# 35381		Q3: 102.06 (A+)	Q4: N/A	
Program Census Information:		# Children in Care During Quarter: 4	# Placements During Quarter: 4	# Children in Care On Last Day: 4
	Avg Performance All CCIs (%)	Provider Performance (%)*	Possible Points (Weight)	Provider Points Earned
<b>OPM Monitoring Reviews</b>				
Annual Comprehensive Reviews	85%	84%	25	21.12
Safety Reviews	90%	100%	15	14.94
<b>Monitoring Sub-Total</b>			<b>40</b>	<b>36.06</b>
<b>CCI Safety Outcomes</b>				
Incidence of Maltreatment	0.41%	No Substantiated Reports	10	10.00
Staff Training/Foundations	96%	100%	5	5.00
Staff Safety Checks	92%	100%	5	5.00
<b>Safety Sub-Total</b>			<b>20</b>	<b>20.00</b>
<b>CCI Permanency Outcomes</b>				
Placement Stability	89%	100%	15	15.00
<b>Permanency Sub-Total</b>			<b>15</b>	<b>15.00</b>
<b>CCI Well-Being Outcomes</b>				
EPSDT Medical Visits	93%	100%	4	4.00
EPSDT Dental Visits	87%	75%	4	3.00
Academic Supports	81%	100%	3	3.00
Provider ECEM Visits	74%	100%	7	7.00
Provider General Contacts	75%	100%	7	7.00
Placements with Siblings	36%	33%	Not Scored	Not Scored
Placements within Legal County	14%	Not Eligible	Not Scored	Not Scored
<b>Well-Being Sub-Total</b>			<b>25</b>	<b>24.00</b>
*Performance calculation descriptions can be found in the FY 2019 RBWO PBP Measurements and Standards Guide.				

<b>Monitoring &amp; Outcomes: Possible Points = 100</b>		<b>Points Earned = 95.06</b>	
<b>Score Before Incentives Credit</b>			<b>95.06%</b>
<b>Incentives Awarded</b>			<b>7.00 pts</b>
<b>PBP Verification</b>			<b>N/A pts</b>
<b>Total Score</b>			<b>102.06%</b>



**DHS, DFCS, Office of Provider Management**  
**Performance-Based Placement Measures**  
**RBWO Provider GA+SCORECARD - CCI**  
**Report Quarter: Q3 FY2019**



**Provider/Program Name: Georgia Sheriff's Youth Home - dba Pineland (679) - CCI**

Program Census Information:		# Children in Care During Quarter: 4	# Placements During Quarter: 4	# Children in Care On Last Day: 4
CCI Incentive Credits	Avg Performance All CCIs (Points)	Provider Performance (%)*	Possible Points (Weight)	Provider Points Earned
Early EPSDT Medical Visits		Not Eligible	2	
Early EPSDT Dental Visits		50%	2	1.00
Permanency Contacts		0%	5	0.00
Additional Academic Supports		100%	2	2.00
HS Grad/GED/Prof or Trade Certificate/College		N/A	10/5/5/1	
EYSS Agreement		Not Eligible	5	
Community Connections		0%	4	0.00
Active Agency Accreditation		0%	4	0.00
Staff Clinical Licensure		0%	5	0.00
Behavior Management (threshold = 0)		100%	4	4.00
<b>Incentives Total</b>	<b>8.21</b>			<b>7.00</b>
Maximum total combined incentive credit allowed is 10 points.			<b>Incentives Awarded</b>	<b>7.00</b>

\*Performance calculation descriptions can be found in the FY 2019 RBWO PBP Measurements and Standards Guide.

**Child Protective Services Investigations and Dispositions**

The following investigations data, which is not used for scoring but is considered significant to a provider's performance, is from Georgia SHINES and is not considered final or complete until the end of the fiscal year.

Total Reports:	0
Number Screened In:	0
Number Screened Out:	0
Number Substantiated:	0
Number Unsubstantiated:	0
Number Active CPS Investigations:	0



DHS, DFCS, Office of Provider Management

## Performance-Based Placement Measures

### RBWO Provider GA+SCORECARD - CCI



Report Quarter: Q3 FY2019

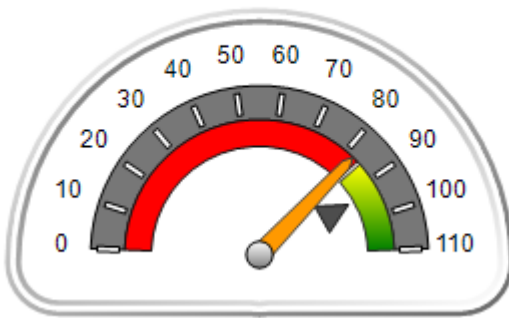
**Provider/Program Name: Gigi's House Inc. - (5388) - CCI**

2301 Talmadge Rd., Hampton, GA 30228	Quarterly Scores (Grades)		Current Quarter Score (Grade)
Phone: 470-372-8050	Q1: (N/A)	Q2: 65.46 (D)	<b>82.40%</b> <b>(B-)</b>
Vendor ID# 160779	Q3: 82.40 (B-)	Q4: N/A	
Program Census Information:	# Children in Care During Quarter: 14	# Placements During Quarter: 14	# Children in Care On Last Day: 6

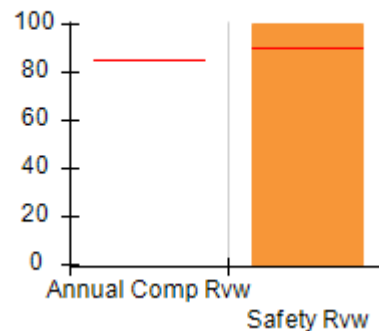
### Quarterly Provider Comparisons to All CCIs

▼ — indicates average for all CCIs

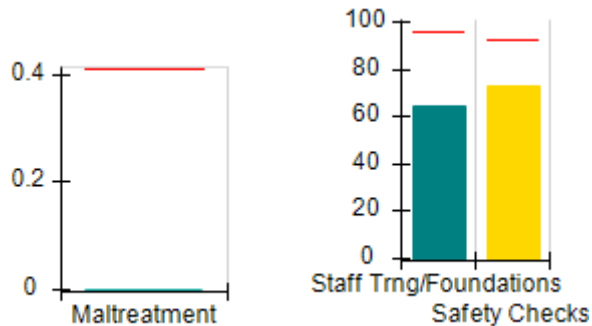
Overall Score (%)



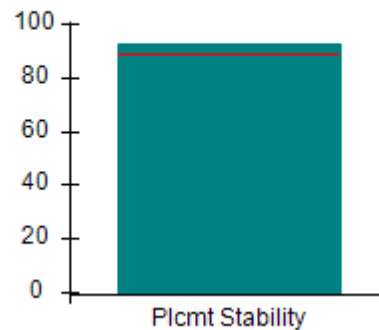
OPM Monitoring Reviews (%)



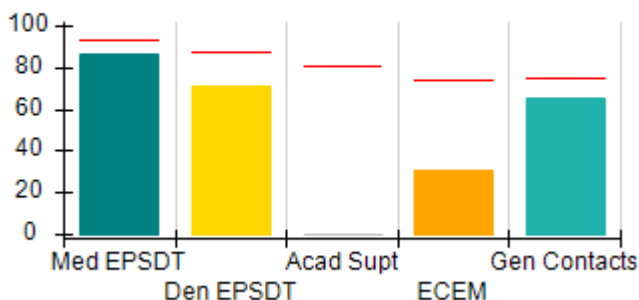
Safety Outcomes (%)



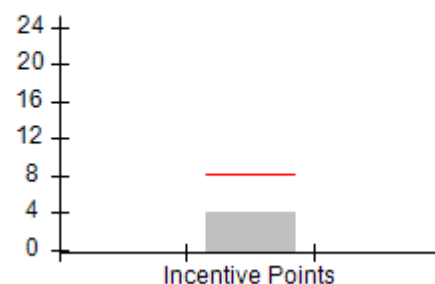
Permanency Outcomes (%)



Well-Being Outcomes (%)



Incentives Earned (Points)





DHS, DFCS, Office of Provider Management  
**Performance-Based Placement Measures**  
**RBWO Provider GA+SCORECARD - CCI**  
 Report Quarter: Q3 FY2019



**Provider/Program Name: Gigi's House Inc. - (5388) - CCI**

2301 Talmadge Rd., Hampton, GA 30228	Quarterly Scores (Grades)		Current Quarter Score (Grade)
Phone: 470-372-8050	Q1: (N/A)	Q2: 65.46 (D)	<b>82.40%</b> <b>(B-)</b>
Vendor ID# 160779	Q3: 82.40 (B-)	Q4: N/A	

Program Census Information:	# Children in Care During Quarter: 14	# Placements During Quarter: 14	# Children in Care On Last Day: 6
-----------------------------	---------------------------------------	---------------------------------	-----------------------------------

	Avg Performance All CCIs (%)	Provider Performance (%)*	Possible Points (Weight)	Provider Points Earned
--	------------------------------	---------------------------	--------------------------	------------------------

**OPM Monitoring Reviews**

Annual Comprehensive Reviews	85%	Not Yet Conducted		
Safety Reviews	90%	100%	15	15.00
<b>Monitoring Sub-Total</b>			<b>15</b>	<b>15.00</b>

**CCI Safety Outcomes**

Incidence of Maltreatment	0.41%	No Substantiated Reports	10	10.00
Staff Training/Foundations	96%	64%	5	3.20
Staff Safety Checks	92%	73%	5	3.65
<b>Safety Sub-Total</b>			<b>20</b>	<b>16.85</b>

**CCI Permanency Outcomes**

Placement Stability	89%	93%	15	13.95
<b>Permanency Sub-Total</b>			<b>15</b>	<b>13.95</b>

**CCI Well-Being Outcomes**

EPSDT Medical Visits	93%	86%	4	3.44
EPSDT Dental Visits	87%	71%	4	2.84
Academic Supports	81%	0%	3	0.00
Provider ECEM Visits	74%	31%	7	2.17
Provider General Contacts	75%	65%	7	4.55
Placements with Siblings	36%	Not Eligible	Not Scored	Not Scored
Placements within Legal County	14%	14%	Not Scored	Not Scored
<b>Well-Being Sub-Total</b>			<b>25</b>	<b>13.00</b>

\*Performance calculation descriptions can be found in the FY 2019 RBWO PBP Measurements and Standards Guide.

<b>Monitoring &amp; Outcomes: Possible Points = 75</b>	<b>Points Earned = 58.80</b>
<b>Score Before Incentives Credit</b>	<b>78.40%</b>
<b>Incentives Awarded</b>	<b>4.00 pts</b>
<b>PBP Verification</b>	<b>N/A pts</b>
<b>Total Score</b>	<b>82.40%</b>



**DHS, DFCS, Office of Provider Management**  
**Performance-Based Placement Measures**  
**RBWO Provider GA+SCORECARD - CCI**  
**Report Quarter: Q3 FY2019**



**Provider/Program Name: Gigi's House Inc. - (5388) - CCI**

Program Census Information:		# Children in Care During Quarter: 14	# Placements During Quarter: 14	# Children in Care On Last Day: 6
CCI Incentive Credits	Avg Performance All CCIs (Points)	Provider Performance (%)*	Possible Points (Weight)	Provider Points Earned
Early EPSDT Medical Visits		0%	2	0.00
Early EPSDT Dental Visits		0%	2	0.00
Permanency Contacts		0%	5	0.00
Additional Academic Supports		0%	2	0.00
HS Grad/GED/Prof or Trade Certificate/College		N/A	10/5/5/1	
EYSS Agreement		Not Eligible	5	
Community Connections		0%	4	0.00
Active Agency Accreditation		0%	4	0.00
Staff Clinical Licensure		0%	5	0.00
Behavior Management (threshold = 0)		100%	4	4.00
<b>Incentives Total</b>	<b>8.21</b>			<b>4.00</b>
Maximum total combined incentive credit allowed is 10 points.			<b>Incentives Awarded</b>	<b>4.00</b>

\*Performance calculation descriptions can be found in the FY 2019 RBWO PBP Measurements and Standards Guide.

**Child Protective Services Investigations and Dispositions**

The following investigations data, which is not used for scoring but is considered significant to a provider's performance, is from Georgia SHINES and is not considered final or complete until the end of the fiscal year.

Total Reports:	2
Number Screened In:	0
Number Screened Out:	2
Number Substantiated:	0
Number Unsubstantiated:	0
Number Active CPS Investigations:	0



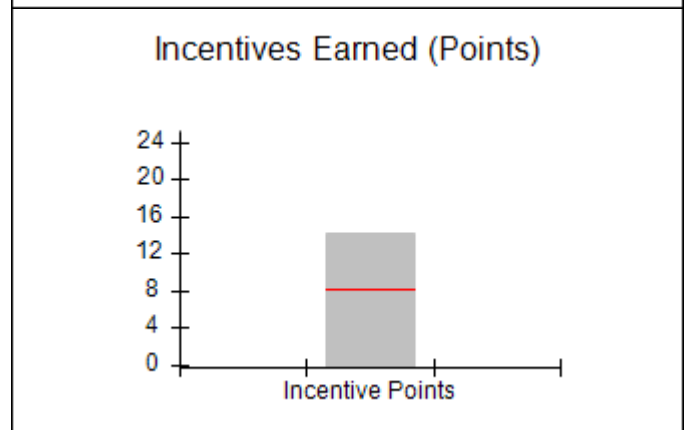
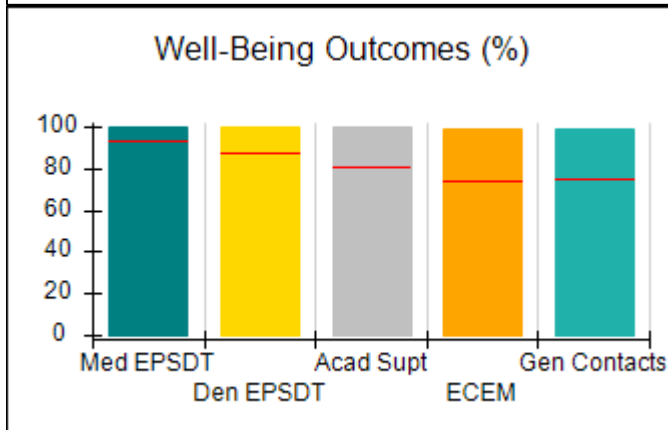
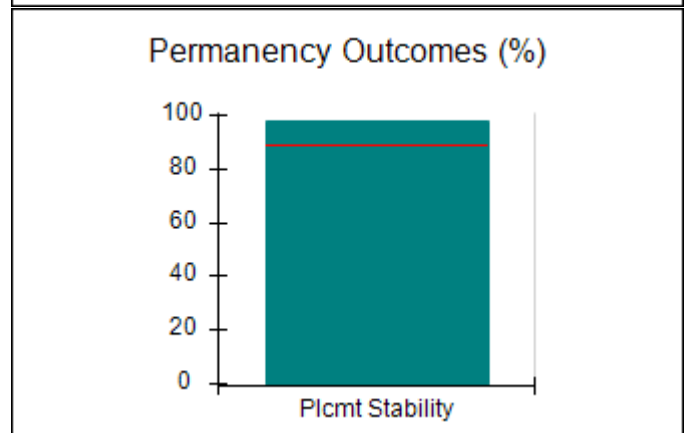
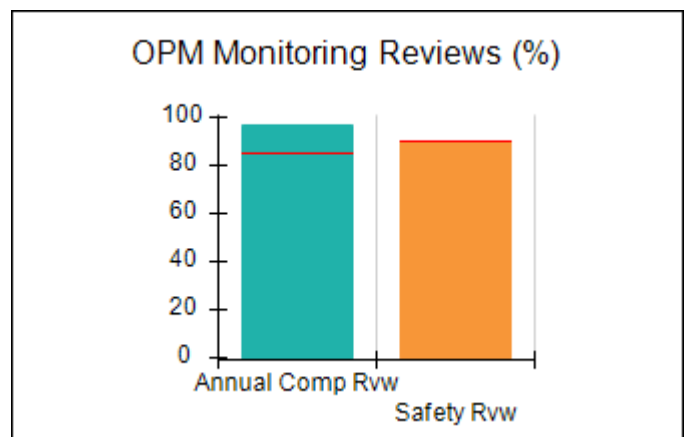
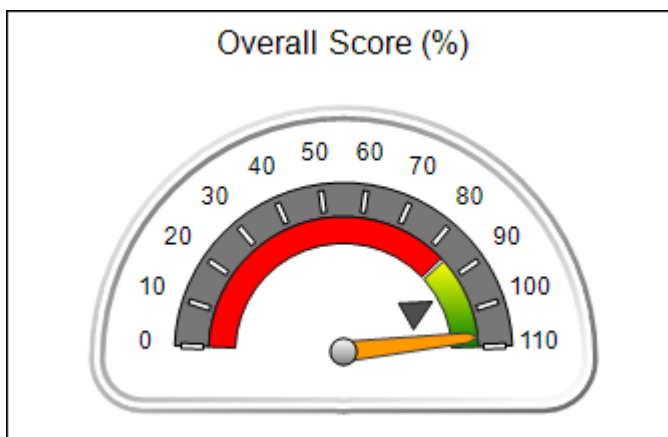
**DHS, DFCS, Office of Provider Management**  
**Performance-Based Placement Measures**  
**RBWO Provider GA+SCORECARD - CCI**



**Report Quarter: Q3 FY2019**

Provider/Program Name: Goshen Valley Foundation - dba Goshen Valley Boy's Ranch (687) - CCI			
387 Goshen Church Way, Waleska, GA 30183	Quarterly Scores (Grades)		Current Quarter Score (Grade)
Phone: 7707964618	Q1: 101.39 (A+)	Q2: 106.54 (A+)	<b>107.32%</b> <b>(A+)</b>
Vendor ID# 35392	Q3: 107.32 (A+)	Q4: N/A	
Program Census Information:	# Children in Care During Quarter: 47	# Placements During Quarter: 48	# Children in Care On Last Day: 35
Quarterly Provider Comparisons to All CCIs			

▼ — indicates average for all CCIs





# Performance-Based Placement Measures

## RBWO Provider GA+SCORECARD - CCI

Report Quarter: Q3 FY2019

**Provider/Program Name: Goshen Valley Foundation - dba Goshen Valley Boy's Ranch (687) - CCI**

387 Goshen Church Way, Waleska, GA 30183	Quarterly Scores (Grades)		Current Quarter Score (Grade)
Phone: 7707964618	Q1: 101.39 (A+)	Q2: 106.54 (A+)	<b>107.32% (A+)</b>
Vendor ID# 35392	Q3: 107.32 (A+)	Q4: N/A	

Program Census Information:	# Children in Care During Quarter: 47	# Placements During Quarter: 48	# Children in Care On Last Day: 35
-----------------------------	---------------------------------------	---------------------------------	------------------------------------

	Avg Performance All CCIs (%)	Provider Performance (%)*	Possible Points (Weight)	Provider Points Earned
--	------------------------------	---------------------------	--------------------------	------------------------

**OPM Monitoring Reviews**

Annual Comprehensive Reviews	85%	97%	25	24.25
Safety Reviews	90%	90%	15	13.52
<b>Monitoring Sub-Total</b>			<b>40</b>	<b>37.76</b>

**CCI Safety Outcomes**

Incidence of Maltreatment	0.41%	No Substantiated Reports	10	10.00
Staff Training/Foundations	96%	100%	5	5.00
Staff Safety Checks	92%	100%	5	5.00
<b>Safety Sub-Total</b>			<b>20</b>	<b>20.00</b>

**CCI Permanency Outcomes**

Placement Stability	89%	98%	15	14.70
<b>Permanency Sub-Total</b>			<b>15</b>	<b>14.70</b>

**CCI Well-Being Outcomes**

EPSDT Medical Visits	93%	100%	4	4.00
EPSDT Dental Visits	87%	100%	4	4.00
Academic Supports	81%	100%	3	3.00
Provider ECEM Visits	74%	99%	7	6.93
Provider General Contacts	75%	99%	7	6.93
Placements with Siblings	36%	24%	Not Scored	Not Scored
Placements within Legal County	14%	17%	Not Scored	Not Scored
<b>Well-Being Sub-Total</b>			<b>25</b>	<b>24.86</b>

\*Performance calculation descriptions can be found in the FY 2019 RBWO PBP Measurements and Standards Guide.

<b>Monitoring &amp; Outcomes: Possible Points = 100</b>	<b>Points Earned = 97.32</b>
<b>Score Before Incentives Credit</b>	<b>97.32%</b>
<b>Incentives Awarded</b>	<b>10.00 pts</b>
<b>PBP Verification</b>	<b>N/A pts</b>
<b>Total Score</b>	<b>107.32%</b>





**DHS, DFCS, Office of Provider Management**  
**Performance-Based Placement Measures**  
**RBWO Provider GA+SCORECARD - CCI**



**Report Quarter: Q3 FY2019**

**Provider/Program Name: Goshen Valley Foundation - dba Goshen Valley Boy's Ranch (687) - CCI**

Program Census Information:		# Children in Care During Quarter: 47	# Placements During Quarter: 48	# Children in Care On Last Day: 35
CCI Incentive Credits	Avg Performance All CCIs (Points)	Provider Performance (%)*	Possible Points (Weight)	Provider Points Earned
Early EPSDT Medical Visits		100%	2	2.00
Early EPSDT Dental Visits		100%	2	2.00
Permanency Contacts		80%	5	4.00
Additional Academic Supports		12%	2	0.24
HS Grad/GED/Prof or Trade Certificate/College		N/A	10/5/5/1	
EYSS Agreement		0%	5	0.00
Community Connections		0%	4	0.00
Active Agency Accreditation		50%	4	2.00
Staff Clinical Licensure		0%	5	0.00
Behavior Management (threshold = 0)		100%	4	4.00
<b>Incentives Total</b>	<b>8.21</b>			<b>14.24</b>
Maximum total combined incentive credit allowed is 10 points.			<b>Incentives Awarded</b>	<b>10.00</b>

\*Performance calculation descriptions can be found in the FY 2019 RBWO PBP Measurements and Standards Guide.

### Child Protective Services Investigations and Dispositions

The following investigations data, which is not used for scoring but is considered significant to a provider's performance, is from Georgia SHINES and is not considered final or complete until the end of the fiscal year.

Total Reports:	0
Number Screened In:	0
Number Screened Out:	0
Number Substantiated:	0
Number Unsubstantiated:	0
Number Active CPS Investigations:	0



DHS, DFCS, Office of Provider Management

## Performance-Based Placement Measures

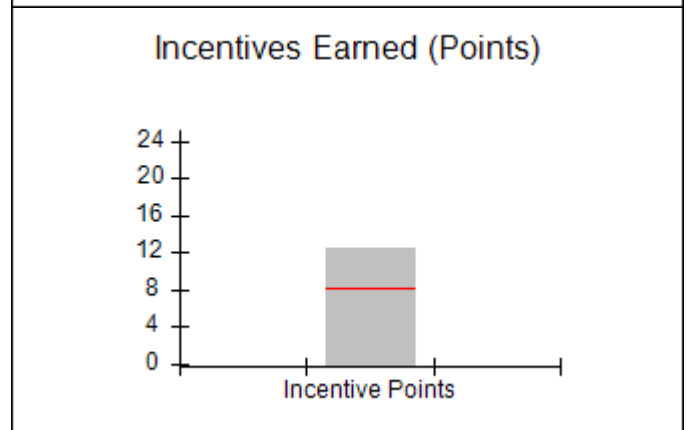
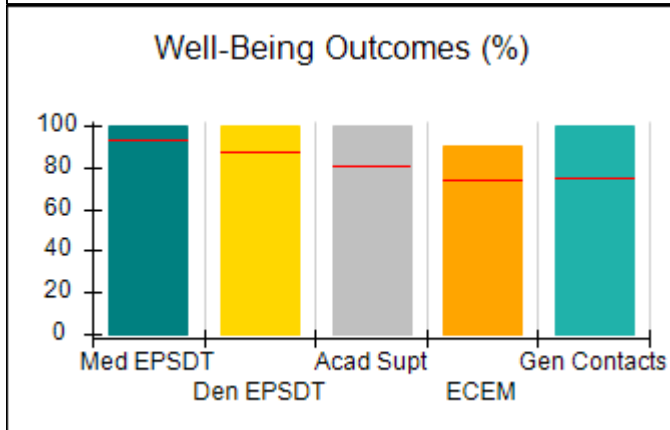
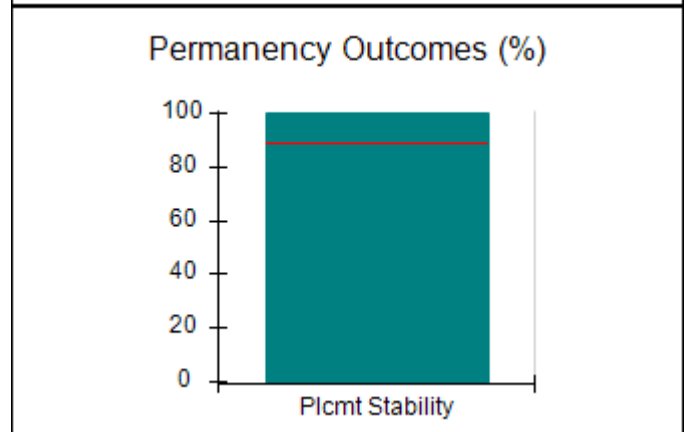
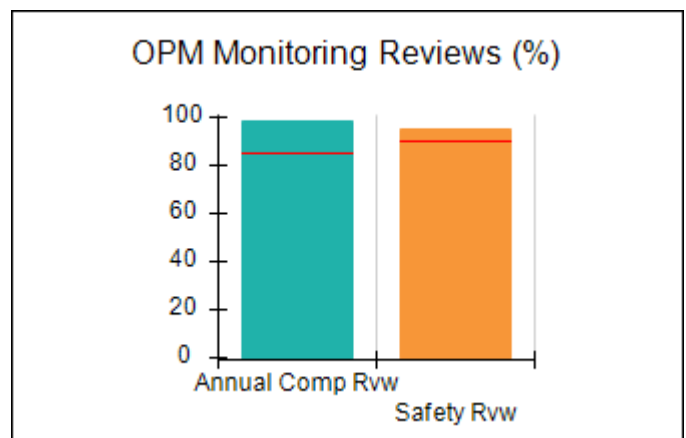
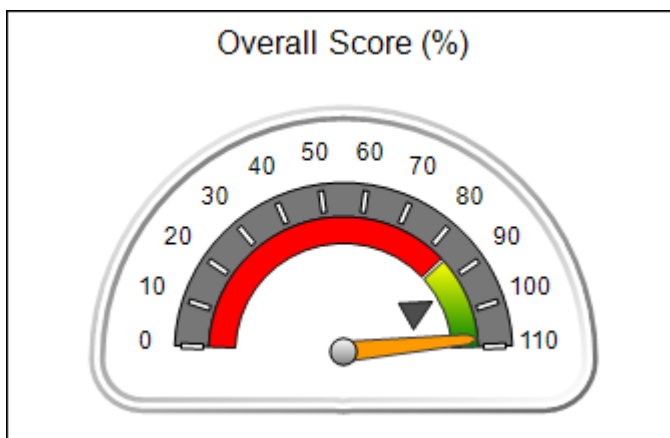
### RBWO Provider GA+SCORECARD - CCI

Report Quarter: Q3 FY2019



Provider/Program Name: Goshen Valley Foundation - dba Hope House (5196) - CCI			
187 Goshen Church Way, Waleska, GA 30183	Quarterly Scores (Grades)		Current Quarter Score (Grade)
Phone: 770-796-4618	Q1: 101.76 (A+)	Q2: 104.69 (A+)	107.78% (A+)
Vendor ID# 106196	Q3: 107.78 (A+)	Q4: N/A	
Program Census Information:	# Children in Care During Quarter: 7	# Placements During Quarter: 7	# Children in Care On Last Day: 6
Quarterly Provider Comparisons to All CCIs			

▼ — indicates average for all CCIs





DHS, DFCS, Office of Provider Management  
**Performance-Based Placement Measures**  
**RBWO Provider GA+SCORECARD - CCI**  
 Report Quarter: Q3 FY2019



<b>Provider/Program Name: Goshen Valley Foundation - dba Hope House (5196) - CCI</b>				
<b>187 Goshen Church Way, Waleska, GA 30183</b>		<b>Quarterly Scores (Grades)</b>		<b>Current Quarter Score (Grade)</b>
<b>Phone: 770-796-4618</b>		<b>Q1: 101.76 (A+)</b>	<b>Q2: 104.69 (A+)</b>	<b>107.78% (A+)</b>
<b>Vendor ID# 106196</b>		<b>Q3: 107.78 (A+)</b>	<b>Q4: N/A</b>	
Program Census Information:		# Children in Care During Quarter: 7	# Placements During Quarter: 7	# Children in Care On Last Day: 6
	<b>Avg Performance All CCIs (%)</b>	<b>Provider Performance (%)*</b>	<b>Possible Points (Weight)</b>	<b>Provider Points Earned</b>
<b>OPM Monitoring Reviews</b>				
Annual Comprehensive Reviews	85%	99%	25	24.70
Safety Reviews	90%	96%	15	14.33
<b>Monitoring Sub-Total</b>			<b>40</b>	<b>39.03</b>
<b>CCI Safety Outcomes</b>				
Incidence of Maltreatment	0.41%	No Substantiated Reports	10	10.00
Staff Training/Foundations	96%	100%	5	5.00
Staff Safety Checks	92%	89%	5	4.45
<b>Safety Sub-Total</b>			<b>20</b>	<b>19.45</b>
<b>CCI Permanency Outcomes</b>				
Placement Stability	89%	100%	15	15.00
<b>Permanency Sub-Total</b>			<b>15</b>	<b>15.00</b>
<b>CCI Well-Being Outcomes</b>				
EPSDT Medical Visits	93%	100%	4	4.00
EPSDT Dental Visits	87%	100%	4	4.00
Academic Supports	81%	100%	3	3.00
Provider ECEM Visits	74%	90%	7	6.30
Provider General Contacts	75%	100%	7	7.00
Placements with Siblings	36%	0%	Not Scored	Not Scored
Placements within Legal County	14%	57%	Not Scored	Not Scored
<b>Well-Being Sub-Total</b>			<b>25</b>	<b>24.30</b>
*Performance calculation descriptions can be found in the FY 2019 RBWO PBP Measurements and Standards Guide.				

<b>Monitoring &amp; Outcomes: Possible Points = 100</b>		<b>Points Earned = 97.78</b>	
<b>Score Before Incentives Credit</b>			<b>97.78%</b>
<b>Incentives Awarded</b>			<b>10.00 pts</b>
<b>PBP Verification</b>			<b>N/A pts</b>
<b>Total Score</b>			<b>107.78%</b>



**DHS, DFCS, Office of Provider Management**  
**Performance-Based Placement Measures**  
**RBWO Provider GA+SCORECARD - CCI**  
**Report Quarter: Q3 FY2019**



**Provider/Program Name: Goshen Valley Foundation - dba Hope House (5196) - CCI**

Program Census Information:		# Children in Care During Quarter: 7	# Placements During Quarter: 7	# Children in Care On Last Day: 6
CCI Incentive Credits	Avg Performance All CCIs (Points)	Provider Performance (%)*	Possible Points (Weight)	Provider Points Earned
Early EPSDT Medical Visits		100%	2	2.00
Early EPSDT Dental Visits		100%	2	2.00
Permanency Contacts		50%	5	2.50
Additional Academic Supports		0%	2	0.00
HS Grad/GED/Prof or Trade Certificate/College		N/A	10/5/5/1	
EYSS Agreement		Not Eligible	5	
Community Connections		Not Eligible	4	
Active Agency Accreditation		50%	4	2.00
Staff Clinical Licensure		0%	5	0.00
Behavior Management (threshold = 0)		100%	4	4.00
<b>Incentives Total</b>	<b>8.21</b>			<b>12.50</b>
Maximum total combined incentive credit allowed is 10 points.			<b>Incentives Awarded</b>	<b>10.00</b>

\*Performance calculation descriptions can be found in the FY 2019 RBWO PBP Measurements and Standards Guide.

**Child Protective Services Investigations and Dispositions**

The following investigations data, which is not used for scoring but is considered significant to a provider's performance, is from Georgia SHINES and is not considered final or complete until the end of the fiscal year.

Total Reports:	0
Number Screened In:	0
Number Screened Out:	0
Number Substantiated:	0
Number Unsubstantiated:	0
Number Active CPS Investigations:	0



DHS, DFCS, Office of Provider Management

## Performance-Based Placement Measures

### RBWO Provider GA+SCORECARD - CCI

Report Quarter: Q3 FY2019



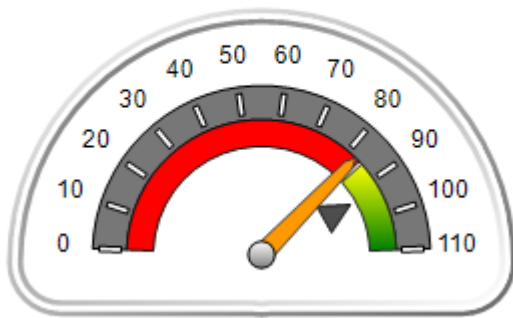
**Provider/Program Name: Greenbriar Children's Center - (688) - CCI**

3709 Hopkins St., Savannah, GA 31405	Quarterly Scores (Grades)		Current Quarter Score (Grade)
Phone: 912-234-3431	Q1: 83.16 (B-)	Q2: 80.70 (B-)	<b>82.64%</b> <b>(B-)</b>
Vendor ID# 35393	Q3: 82.64 (B-)	Q4: N/A	
Program Census Information:	# Children in Care During Quarter: 7	# Placements During Quarter: 7	# Children in Care On Last Day: 4

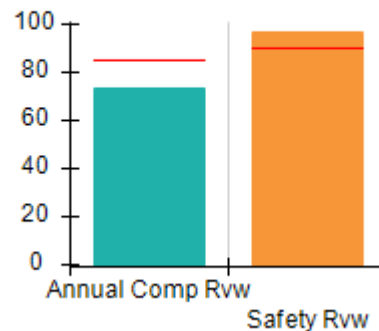
### Quarterly Provider Comparisons to All CCIs

▼ — indicates average for all CCIs

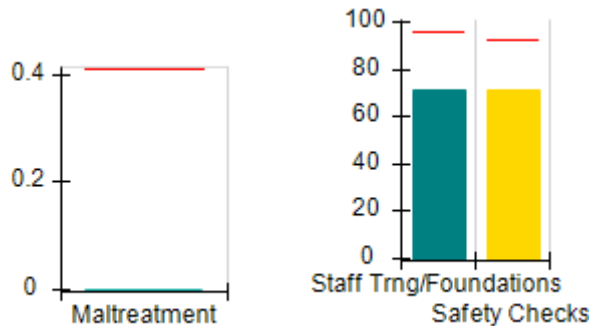
Overall Score (%)



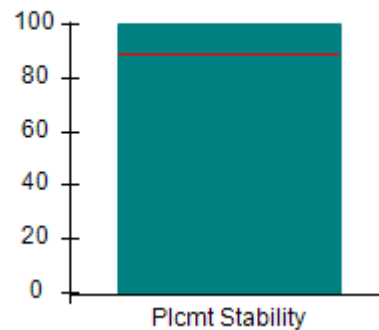
OPM Monitoring Reviews (%)



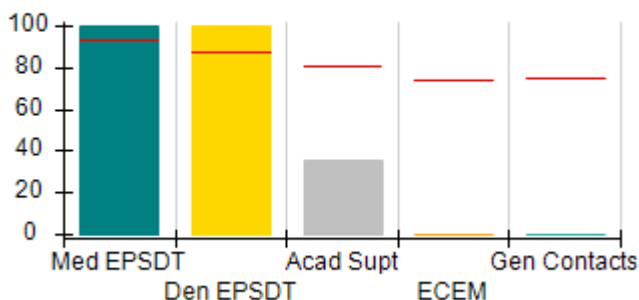
Safety Outcomes (%)



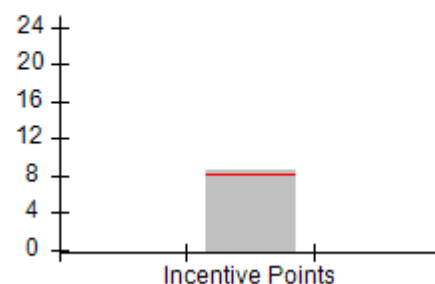
Permanency Outcomes (%)



Well-Being Outcomes (%)



Incentives Earned (Points)





DHS, DFCS, Office of Provider Management  
**Performance-Based Placement Measures**  
**RBWO Provider GA+SCORECARD - CCI**  
 Report Quarter: Q3 FY2019



<b>Provider/Program Name: Greenbriar Children's Center - (688) - CCI</b>				
<b>3709 Hopkins St., Savannah, GA 31405</b>		<b>Quarterly Scores (Grades)</b>		<b>Current Quarter Score (Grade)</b>
<b>Phone: 912-234-3431</b>		<b>Q1: 83.16 (B-)</b>	<b>Q2: 80.70 (B-)</b>	<b>82.64% (B-)</b>
<b>Vendor ID# 35393</b>		<b>Q3: 82.64 (B-)</b>	<b>Q4: N/A</b>	
Program Census Information:		# Children in Care During Quarter: 7	# Placements During Quarter: 7	# Children in Care On Last Day: 4
	<b>Avg Performance All CCIs (%)</b>	<b>Provider Performance (%)*</b>	<b>Possible Points (Weight)</b>	<b>Provider Points Earned</b>
<b>OPM Monitoring Reviews</b>				
Annual Comprehensive Reviews	85%	74%	25	18.46
Safety Reviews	90%	97%	15	14.50
<b>Monitoring Sub-Total</b>			<b>40</b>	<b>32.96</b>
<b>CCI Safety Outcomes</b>				
Incidence of Maltreatment	0.41%	No Substantiated Reports	10	10.00
Staff Training/Foundations	96%	71%	5	3.55
Staff Safety Checks	92%	71%	5	3.55
<b>Safety Sub-Total</b>			<b>20</b>	<b>17.10</b>
<b>CCI Permanency Outcomes</b>				
Placement Stability	89%	100%	15	15.00
<b>Permanency Sub-Total</b>			<b>15</b>	<b>15.00</b>
<b>CCI Well-Being Outcomes</b>				
EPSDT Medical Visits	93%	100%	4	4.00
EPSDT Dental Visits	87%	100%	4	4.00
Academic Supports	81%	36%	3	1.08
Provider ECEM Visits	74%	0%	7	0.00
Provider General Contacts	75%	0%	7	0.00
Placements with Siblings	36%	Not Eligible	Not Scored	Not Scored
Placements within Legal County	14%	100%	Not Scored	Not Scored
<b>Well-Being Sub-Total</b>			<b>25</b>	<b>9.08</b>
*Performance calculation descriptions can be found in the FY 2019 RBWO PBP Measurements and Standards Guide.				

<b>Monitoring &amp; Outcomes: Possible Points = 100</b>		<b>Points Earned = 74.14</b>	
<b>Score Before Incentives Credit</b>			<b>74.14%</b>
<b>Incentives Awarded</b>			<b>8.50 pts</b>
<b>PBP Verification</b>			<b>N/A pts</b>
<b>Total Score</b>			<b>82.64%</b>



**DHS, DFCS, Office of Provider Management**  
**Performance-Based Placement Measures**  
**RBWO Provider GA+SCORECARD - CCI**  
**Report Quarter: Q3 FY2019**



**Provider/Program Name: Greenbriar Children's Center - (688) - CCI**

Program Census Information:		# Children in Care During Quarter: 7	# Placements During Quarter: 7	# Children in Care On Last Day: 4
CCI Incentive Credits	Avg Performance All CCIs (Points)	Provider Performance (%)*	Possible Points (Weight)	Provider Points Earned
Early EPSDT Medical Visits		Not Eligible	2	
Early EPSDT Dental Visits		100%	2	2.00
Permanency Contacts		0%	5	0.00
Additional Academic Supports		0%	2	0.00
HS Grad/GED/Prof or Trade Certificate/College		N/A	10/5/5/1	
EYSS Agreement		Not Eligible	5	
Community Connections		0%	4	0.00
Active Agency Accreditation		50%	4	2.00
Staff Clinical Licensure		10%	5	0.50
Behavior Management (threshold = 0)		100%	4	4.00
<b>Incentives Total</b>	<b>8.21</b>			<b>8.50</b>
Maximum total combined incentive credit allowed is 10 points.			<b>Incentives Awarded</b>	<b>8.50</b>

\*Performance calculation descriptions can be found in the FY 2019 RBWO PBP Measurements and Standards Guide.

**Child Protective Services Investigations and Dispositions**

The following investigations data, which is not used for scoring but is considered significant to a provider's performance, is from Georgia SHINES and is not considered final or complete until the end of the fiscal year.

Total Reports:	0
Number Screened In:	0
Number Screened Out:	0
Number Substantiated:	0
Number Unsubstantiated:	0
Number Active CPS Investigations:	0



**DHS, DFCS, Office of Provider Management**  
**Performance-Based Placement Measures**  
**RBWO Provider GA+SCORECARD - CCI**  
**Report Quarter: Q3 FY2019**



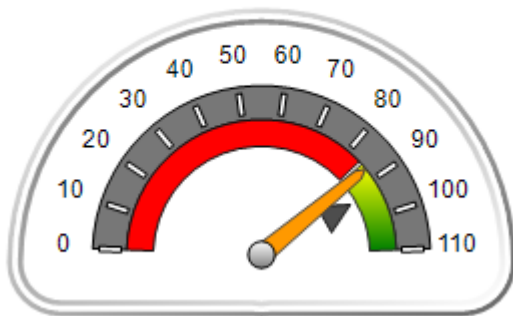
**Provider/Program Name: Guardian Home of Hope, Inc. - (5187) - CCI**

4290 Valley Crest Drive, Columbus, GA 31907	Quarterly Scores (Grades)		Current Quarter Score (Grade)
Phone: 762-821-2303	Q1: 86.71 (B)	Q2: 84.54 (B)	<b>86.57%</b> <b>(B)</b>
Vendor ID# 121306	Q3: 86.57 (B)	Q4: N/A	
Program Census Information:	# Children in Care During Quarter: 11	# Placements During Quarter: 11	# Children in Care On Last Day: 4

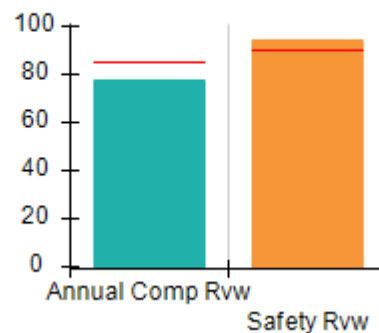
**Quarterly Provider Comparisons to All CCIs**

▼ — indicates average for all CCIs

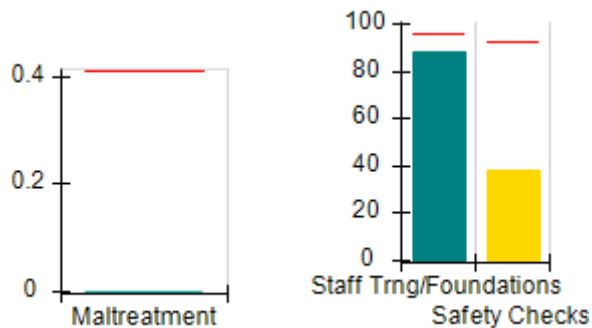
Overall Score (%)



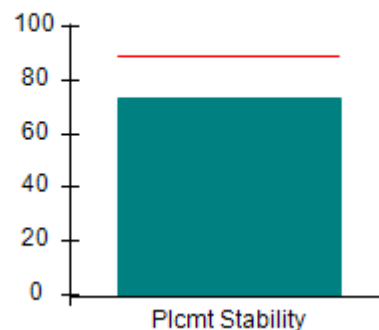
OPM Monitoring Reviews (%)



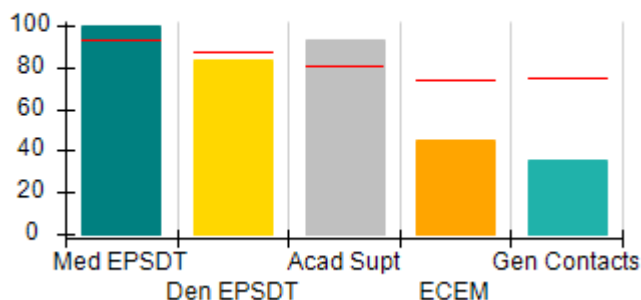
Safety Outcomes (%)



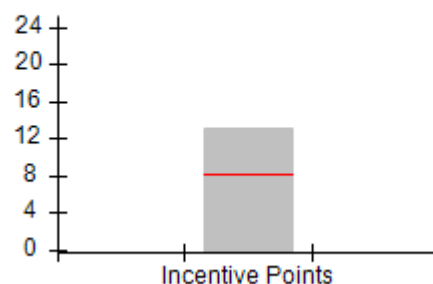
Permanency Outcomes (%)



Well-Being Outcomes (%)



Incentives Earned (Points)







DHS, DFCS, Office of Provider Management  
**Performance-Based Placement Measures**  
**RBWO Provider GA+SCORECARD - CCI**  
 Report Quarter: Q3 FY2019



**Provider/Program Name: Guardian Home of Hope, Inc. - (5187) - CCI**

<b>4290 Valley Crest Drive, Columbus, GA 31907</b>	<b>Quarterly Scores (Grades)</b>		<b>Current Quarter Score (Grade)</b>
<b>Phone: 762-821-2303</b>	<b>Q1: 86.71 (B)</b>	<b>Q2: 84.54 (B)</b>	<b>86.57% (B)</b>
<b>Vendor ID# 121306</b>	<b>Q3: 86.57 (B)</b>	<b>Q4: N/A</b>	

Program Census Information:	# Children in Care During Quarter: 11	# Placements During Quarter: 11	# Children in Care On Last Day: 4
-----------------------------	---------------------------------------	---------------------------------	-----------------------------------

	<b>Avg Performance All CCIs (%)</b>	<b>Provider Performance (%)*</b>	<b>Possible Points (Weight)</b>	<b>Provider Points Earned</b>
--	-------------------------------------	----------------------------------	---------------------------------	-------------------------------

**OPM Monitoring Reviews**

Annual Comprehensive Reviews	85%	77%	25	19.35
Safety Reviews	90%	95%	15	14.19
<b>Monitoring Sub-Total</b>			<b>40</b>	<b>33.54</b>

**CCI Safety Outcomes**

Incidence of Maltreatment	0.41%	No Substantiated Reports	10	10.00
Staff Training/Foundations	96%	88%	5	4.40
Staff Safety Checks	92%	38%	5	1.90
<b>Safety Sub-Total</b>			<b>20</b>	<b>16.30</b>

**CCI Permanency Outcomes**

Placement Stability	89%	73%	15	10.95
<b>Permanency Sub-Total</b>			<b>15</b>	<b>10.95</b>

**CCI Well-Being Outcomes**

EPSDT Medical Visits	93%	100%	4	4.00
EPSDT Dental Visits	87%	83%	4	3.32
Academic Supports	81%	93%	3	2.79
Provider ECEM Visits	74%	45%	7	3.15
Provider General Contacts	75%	36%	7	2.52
Placements with Siblings	36%	Not Eligible	Not Scored	Not Scored
Placements within Legal County	14%	0%	Not Scored	Not Scored
<b>Well-Being Sub-Total</b>			<b>25</b>	<b>15.78</b>

\*Performance calculation descriptions can be found in the FY 2019 RBWO PBP Measurements and Standards Guide.

<b>Monitoring &amp; Outcomes: Possible Points = 100</b>		<b>Points Earned = 76.57</b>	
<b>Score Before Incentives Credit</b>			<b>76.57%</b>
<b>Incentives Awarded</b>			<b>10.00 pts</b>
<b>PBP Verification</b>			<b>N/A pts</b>
<b>Total Score</b>			<b>86.57%</b>



**DHS, DFCS, Office of Provider Management**  
**Performance-Based Placement Measures**  
**RBWO Provider GA+SCORECARD - CCI**  
**Report Quarter: Q3 FY2019**



**Provider/Program Name: Guardian Home of Hope, Inc. - (5187) - CCI**

Program Census Information:		# Children in Care During Quarter: 11	# Placements During Quarter: 11	# Children in Care On Last Day: 4
CCI Incentive Credits	Avg Performance All CCIs (Points)	Provider Performance (%)*	Possible Points (Weight)	Provider Points Earned
Early EPSDT Medical Visits		100%	2	2.00
Early EPSDT Dental Visits		86%	2	1.72
Permanency Contacts		20%	5	1.00
Additional Academic Supports		20%	2	0.40
HS Grad/GED/Prof or Trade Certificate/College		N/A	10/5/5/1	
EYSS Agreement		Not Eligible	5	
Community Connections		100%	4	4.00
Active Agency Accreditation		0%	4	0.00
Staff Clinical Licensure		0%	5	0.00
Behavior Management (threshold = 0)		100%	4	4.00
<b>Incentives Total</b>	<b>8.21</b>			<b>13.12</b>
Maximum total combined incentive credit allowed is 10 points.			<b>Incentives Awarded</b>	<b>10.00</b>

\*Performance calculation descriptions can be found in the FY 2019 RBWO PBP Measurements and Standards Guide.

**Child Protective Services Investigations and Dispositions**

The following investigations data, which is not used for scoring but is considered significant to a provider's performance, is from Georgia SHINES and is not considered final or complete until the end of the fiscal year.

Total Reports:	0
Number Screened In:	0
Number Screened Out:	0
Number Substantiated:	0
Number Unsubstantiated:	1
Number Active CPS Investigations:	-1



DHS, DFCS, Office of Provider Management

## Performance-Based Placement Measures

### RBWO Provider GA+SCORECARD - CCI

Report Quarter: Q3 FY2019



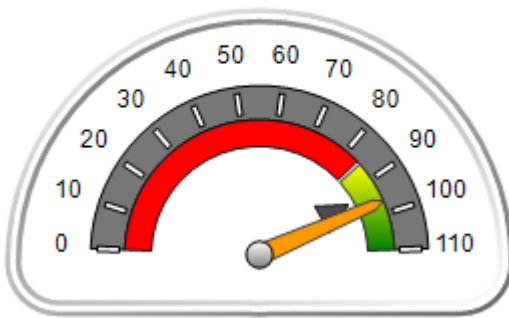
**Provider/Program Name: Heritage Homes of Woodstock - (5336) - CCI**

156 Dial Dr., Woodstock, GA 30188	Quarterly Scores (Grades)		Current Quarter Score (Grade)
Phone: 678-463-5695	Q1: 71.13 (C-)	Q2: 66.13 (D)	<b>96.60% (A)</b>
Vendor ID# 156519	Q3: 96.60 (A)	Q4: N/A	
Program Census Information:	# Children in Care During Quarter: 1	# Placements During Quarter: 1	# Children in Care On Last Day: 0

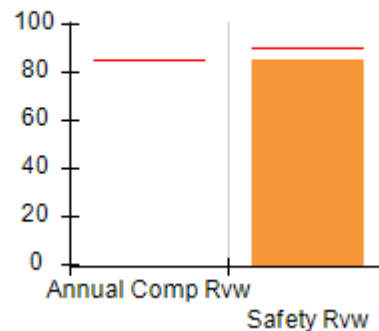
### Quarterly Provider Comparisons to All CCIs

▼ — indicates average for all CCIs

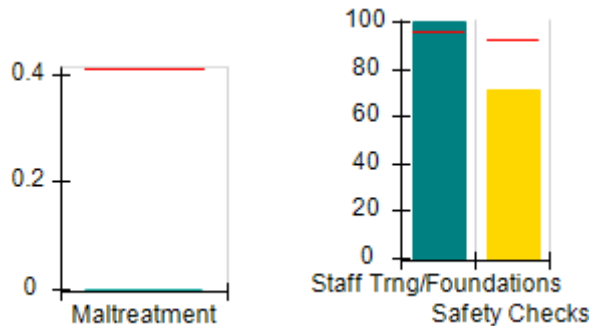
Overall Score (%)



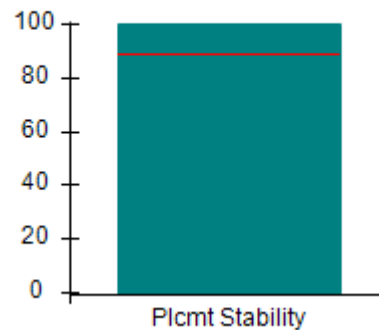
OPM Monitoring Reviews (%)



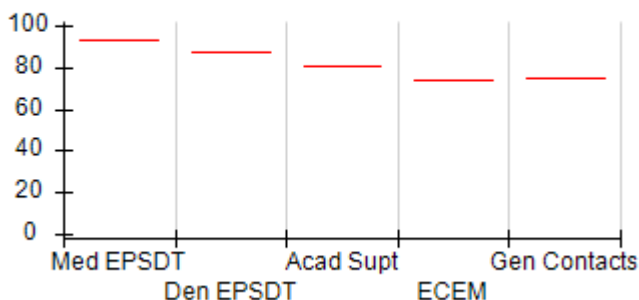
Safety Outcomes (%)



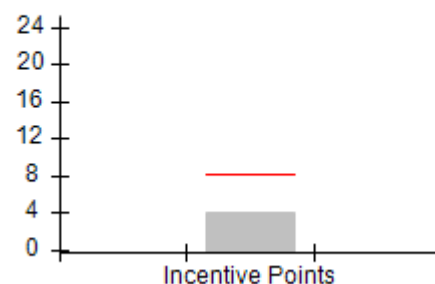
Permanency Outcomes (%)



Well-Being Outcomes (%)



Incentives Earned (Points)





DHS, DFCS, Office of Provider Management  
**Performance-Based Placement Measures**  
**RBWO Provider GA+SCORECARD - CCI**  
 Report Quarter: Q3 FY2019



<b>Provider/Program Name: Heritage Homes of Woodstock - (5336) - CCI</b>				
<b>156 Dial Dr., Woodstock, GA 30188</b>		<b>Quarterly Scores (Grades)</b>		<b>Current Quarter Score (Grade)</b>
<b>Phone: 678-463-5695</b>		<b>Q1: 71.13 (C-)</b>	<b>Q2: 66.13 (D)</b>	<b>96.60% (A)</b>
<b>Vendor ID# 156519</b>		<b>Q3: 96.60 (A)</b>	<b>Q4: N/A</b>	
Program Census Information:		# Children in Care During Quarter: 1	# Placements During Quarter: 1	# Children in Care On Last Day: 0
	<b>Avg Performance All CCIs (%)</b>	<b>Provider Performance (%)*</b>	<b>Possible Points (Weight)</b>	<b>Provider Points Earned</b>
<b>OPM Monitoring Reviews</b>				
Annual Comprehensive Reviews	85%	Not Yet Conducted		
Safety Reviews	90%	85%	15	12.75
<b>Monitoring Sub-Total</b>			<b>15</b>	<b>12.75</b>
<b>CCI Safety Outcomes</b>				
Incidence of Maltreatment	0.41%	No Substantiated Reports	10	10.00
Staff Training/Foundations	96%	100%	5	5.00
Staff Safety Checks	92%	71%	5	3.55
<b>Safety Sub-Total</b>			<b>20</b>	<b>18.55</b>
<b>CCI Permanency Outcomes</b>				
Placement Stability	89%	100%	15	15.00
<b>Permanency Sub-Total</b>			<b>15</b>	<b>15.00</b>
<b>CCI Well-Being Outcomes</b>				
EPSDT Medical Visits	93%	Not Eligible		
EPSDT Dental Visits	87%	Not Eligible		
Academic Supports	81%	Not Eligible		
Provider ECEM Visits	74%	Not Eligible		
Provider General Contacts	75%	Not Eligible		
Placements with Siblings	36%	Not Eligible	Not Scored	Not Scored
Placements within Legal County	14%	Not Eligible	Not Scored	Not Scored
<b>Well-Being Sub-Total</b>			<b>N/A</b>	
*Performance calculation descriptions can be found in the FY 2019 RBWO PBP Measurements and Standards Guide.				

<b>Monitoring &amp; Outcomes: Possible Points = 50</b>		<b>Points Earned = 46.30</b>	
<b>Score Before Incentives Credit</b>			<b>92.60%</b>
<b>Incentives Awarded</b>			<b>4.00 pts</b>
<b>PBP Verification</b>			<b>N/A pts</b>
<b>Total Score</b>			<b>96.60%</b>



**DHS, DFCS, Office of Provider Management**  
**Performance-Based Placement Measures**  
**RBWO Provider GA+SCORECARD - CCI**  
**Report Quarter: Q3 FY2019**



**Provider/Program Name: Heritage Homes of Woodstock - (5336) - CCI**

Program Census Information:		# Children in Care During Quarter: 1	# Placements During Quarter: 1	# Children in Care On Last Day: 0
CCI Incentive Credits	Avg Performance All CCIs (Points)	Provider Performance (%)*	Possible Points (Weight)	Provider Points Earned
Early EPSDT Medical Visits		Not Eligible	2	
Early EPSDT Dental Visits		Not Eligible	2	
Permanency Contacts		None Planned	5	
Additional Academic Supports		Not Eligible	2	
HS Grad/GED/Prof or Trade Certificate/College		N/A	10/5/5/1	
EYSS Agreement		Not Eligible	5	
Community Connections		Not Eligible	4	
Active Agency Accreditation		0%	4	0.00
Staff Clinical Licensure		0%	5	0.00
Behavior Management (threshold = 0)		100%	4	4.00
<b>Incentives Total</b>	<b>8.21</b>			<b>4.00</b>
Maximum total combined incentive credit allowed is 10 points.			<b>Incentives Awarded</b>	<b>4.00</b>

\*Performance calculation descriptions can be found in the FY 2019 RBWO PBP Measurements and Standards Guide.

**Child Protective Services Investigations and Dispositions**

The following investigations data, which is not used for scoring but is considered significant to a provider's performance, is from Georgia SHINES and is not considered final or complete until the end of the fiscal year.

Total Reports:	0
Number Screened In:	0
Number Screened Out:	0
Number Substantiated:	0
Number Unsubstantiated:	0
Number Active CPS Investigations:	0



**DHS, DFCS, Office of Provider Management**  
**Performance-Based Placement Measures**  
**RBWO Provider GA+SCORECARD - CCI**  
**Report Quarter: Q3 FY2019**



Provider/Program Name: House of Dawn - Second Chance Home (918) - CCI			
298 South Main Street , Jonesboro, GA 30236	Quarterly Scores (Grades)		Current Quarter Score (Grade)
Phone: 770 477-2385	Q1: 96.07 (A)	Q2: 88.47 (B+)	<b>79.49%</b> <b>(C+)</b>
Vendor ID# 35422	Q3: 79.49 (C+)	Q4: N/A	
Program Census Information:	# Children in Care During Quarter: 3	# Placements During Quarter: 3	# Children in Care On Last Day: 2
Quarterly Provider Comparisons to All CCIs			

▼ — indicates average for all CCIs





DHS, DFCS, Office of Provider Management  
**Performance-Based Placement Measures**  
**RBWO Provider GA+SCORECARD - CCI**  
 Report Quarter: Q3 FY2019



**Provider/Program Name: House of Dawn - Second Chance Home (918) - CCI**

298 South Main Street , Jonesboro, GA 30236	Quarterly Scores (Grades)		Current Quarter Score (Grade)
Phone: 770 477-2385	Q1: 96.07 (A)	Q2: 88.47 (B+)	<b>79.49%</b> <b>(C+)</b>
Vendor ID# 35422	Q3: 79.49 (C+)	Q4: N/A	

Program Census Information:	# Children in Care During Quarter: 3	# Placements During Quarter: 3	# Children in Care On Last Day: 2
-----------------------------	--------------------------------------	--------------------------------	-----------------------------------

	Avg Performance All CCIs (%)	Provider Performance (%)*	Possible Points (Weight)	Provider Points Earned
--	------------------------------	---------------------------	--------------------------	------------------------

**OPM Monitoring Reviews**

Annual Comprehensive Reviews	85%	65%	25	16.29
Safety Reviews	90%	93%	15	14.01
<b>Monitoring Sub-Total</b>			<b>40</b>	<b>30.29</b>

**CCI Safety Outcomes**

Incidence of Maltreatment	0.41%	No Substantiated Reports	10	10.00
Staff Training/Foundations	96%	80%	5	4.00
Staff Safety Checks	92%	90%	5	4.50
<b>Safety Sub-Total</b>			<b>20</b>	<b>18.50</b>

**CCI Permanency Outcomes**

Placement Stability	89%	67%	15	10.05
<b>Permanency Sub-Total</b>			<b>15</b>	<b>10.05</b>

**CCI Well-Being Outcomes**

EPSDT Medical Visits	93%	67%	4	2.68
EPSDT Dental Visits	87%	100%	4	4.00
Academic Supports	81%	80%	3	2.40
Provider ECEM Visits	74%	56%	7	3.92
Provider General Contacts	75%	0%	7	0.00
Placements with Siblings	36%	Not Eligible	Not Scored	Not Scored
Placements within Legal County	14%	Not Eligible	Not Scored	Not Scored
<b>Well-Being Sub-Total</b>			<b>25</b>	<b>13.00</b>

\*Performance calculation descriptions can be found in the FY 2019 RBWO PBP Measurements and Standards Guide.

<b>Monitoring &amp; Outcomes: Possible Points = 100</b>	<b>Points Earned = 71.84</b>
<b>Score Before Incentives Credit</b>	<b>71.84%</b>
<b>Incentives Awarded</b>	<b>7.65 pts</b>
<b>PBP Verification</b>	<b>N/A pts</b>
<b>Total Score</b>	<b>79.49%</b>



DHS, DFCS, Office of Provider Management  
**Performance-Based Placement Measures**  
**RBWO Provider GA+SCORECARD - CCI**  
Report Quarter: Q3 FY2019



**Provider/Program Name: House of Dawn - Second Chance Home (918) - CCI**

Program Census Information:		# Children in Care During Quarter: 3	# Placements During Quarter: 3	# Children in Care On Last Day: 2
CCI Incentive Credits	Avg Performance All CCIs (Points)	Provider Performance (%)*	Possible Points (Weight)	Provider Points Earned
Early EPSDT Medical Visits		Not Eligible	2	
Early EPSDT Dental Visits		100%	2	2.00
Permanency Contacts		33%	5	1.65
Additional Academic Supports		0%	2	0.00
HS Grad/GED/Prof or Trade Certificate/College		N/A	10/5/5/1	
EYSS Agreement		Not Eligible	5	
Community Connections		0%	4	0.00
Active Agency Accreditation		0%	4	0.00
Staff Clinical Licensure		0%	5	0.00
Behavior Management (threshold = 0)		100%	4	4.00
<b>Incentives Total</b>	<b>8.21</b>			<b>7.65</b>
Maximum total combined incentive credit allowed is 10 points.			<b>Incentives Awarded</b>	<b>7.65</b>

\*Performance calculation descriptions can be found in the FY 2019 RBWO PBP Measurements and Standards Guide.

**Child Protective Services Investigations and Dispositions**

The following investigations data, which is not used for scoring but is considered significant to a provider's performance, is from Georgia SHINES and is not considered final or complete until the end of the fiscal year.

Total Reports:	0
Number Screened In:	0
Number Screened Out:	0
Number Substantiated:	0
Number Unsubstantiated:	0
Number Active CPS Investigations:	0





**DHS, DFCS, Office of Provider Management**  
**Performance-Based Placement Measures**  
**RBWO Provider GA+SCORECARD - CCI**  
**Report Quarter: Q3 FY2019**



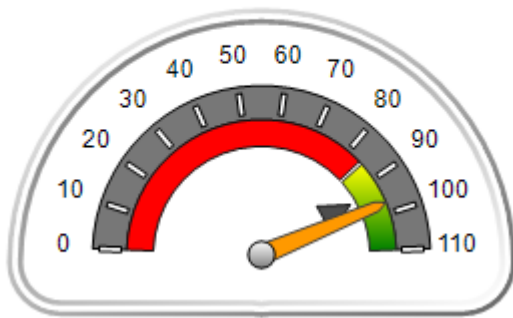
**Provider/Program Name: House of Hope Refuge of Love, Inc. - (5389) - CCI**

1716 Ellis St., Brunswick, GA 31520	Quarterly Scores (Grades)		Current Quarter Score (Grade)
Phone: 912-571-4378	Q1: (N/A)	Q2: 95.58 (A)	<b>97.09%</b> <b>(A+)</b>
Vendor ID# 162566	Q3: 97.09 (A+)	Q4: N/A	
Program Census Information:	# Children in Care During Quarter: 8	# Placements During Quarter: 8	# Children in Care On Last Day: 4

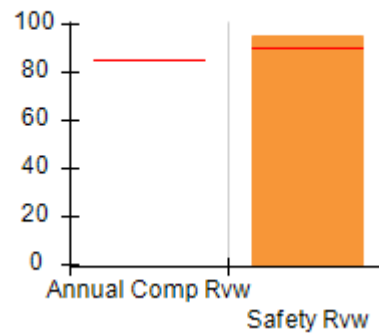
**Quarterly Provider Comparisons to All CCIs**

▼ — indicates average for all CCIs

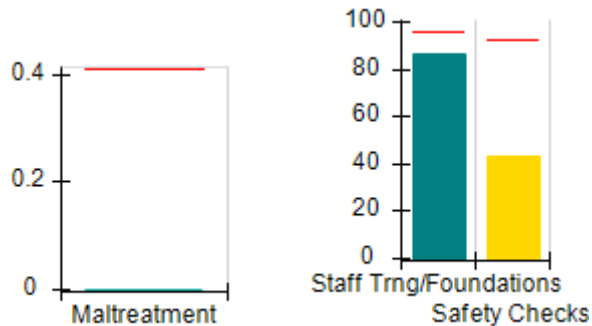
Overall Score (%)



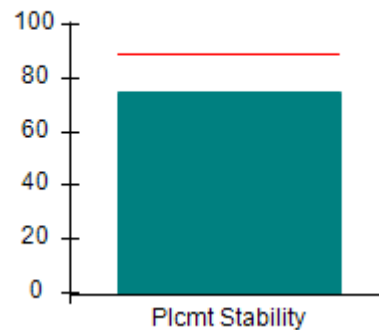
OPM Monitoring Reviews (%)



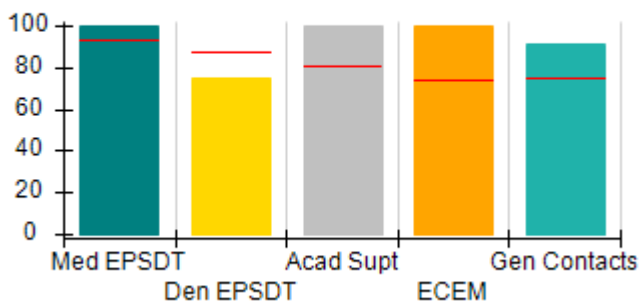
Safety Outcomes (%)



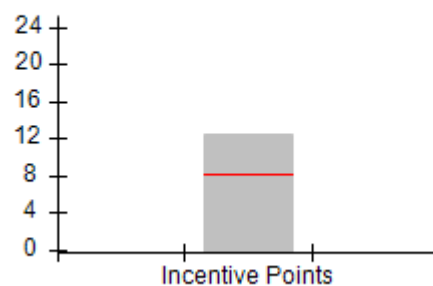
Permanency Outcomes (%)



Well-Being Outcomes (%)



Incentives Earned (Points)





DHS, DFCS, Office of Provider Management  
**Performance-Based Placement Measures**  
**RBWO Provider GA+SCORECARD - CCI**



Report Quarter: Q3 FY2019

**Provider/Program Name: House of Hope Refuge of Love, Inc. - (5389) - CCI**

1716 Ellis St., Brunswick, GA 31520	Quarterly Scores (Grades)		Current Quarter Score (Grade)
Phone: 912-571-4378	Q1: (N/A)	Q2: 95.58 (A)	<b>97.09%</b> <b>(A+)</b>
Vendor ID# 162566	Q3: 97.09 (A+)	Q4: N/A	

Program Census Information:	# Children in Care During Quarter: 8	# Placements During Quarter: 8	# Children in Care On Last Day: 4
-----------------------------	--------------------------------------	--------------------------------	-----------------------------------

	Avg Performance All CCIs (%)	Provider Performance (%)*	Possible Points (Weight)	Provider Points Earned
--	------------------------------	---------------------------	--------------------------	------------------------

**OPM Monitoring Reviews**

Annual Comprehensive Reviews	85%	Not Yet Conducted		
Safety Reviews	90%	95%	15	14.25
<b>Monitoring Sub-Total</b>			<b>15</b>	<b>14.25</b>

**CCI Safety Outcomes**

Incidence of Maltreatment	0.41%	No Substantiated Reports	10	10.00
Staff Training/Foundations	96%	86%	5	4.30
Staff Safety Checks	92%	43%	5	2.15
<b>Safety Sub-Total</b>			<b>20</b>	<b>16.45</b>

**CCI Permanency Outcomes**

Placement Stability	89%	75%	15	11.25
<b>Permanency Sub-Total</b>			<b>15</b>	<b>11.25</b>

**CCI Well-Being Outcomes**

EPSDT Medical Visits	93%	100%	4	4.00
EPSDT Dental Visits	87%	75%	4	3.00
Academic Supports	81%	100%	3	3.00
Provider ECEM Visits	74%	100%	7	7.00
Provider General Contacts	75%	91%	7	6.37
Placements with Siblings	36%	0%	Not Scored	Not Scored
Placements within Legal County	14%	20%	Not Scored	Not Scored
<b>Well-Being Sub-Total</b>			<b>25</b>	<b>23.37</b>

\*Performance calculation descriptions can be found in the FY 2019 RBWO PBP Measurements and Standards Guide.

<b>Monitoring &amp; Outcomes: Possible Points = 75</b>	<b>Points Earned = 65.32</b>
<b>Score Before Incentives Credit</b>	<b>87.09%</b>
<b>Incentives Awarded</b>	<b>10.00 pts</b>
<b>PBP Verification</b>	<b>N/A pts</b>
<b>Total Score</b>	<b>97.09%</b>



**DHS, DFCS, Office of Provider Management**  
**Performance-Based Placement Measures**  
**RBWO Provider GA+SCORECARD - CCI**  
**Report Quarter: Q3 FY2019**



**Provider/Program Name: House of Hope Refuge of Love, Inc. - (5389) - CCI**

Program Census Information:		# Children in Care During Quarter: 8	# Placements During Quarter: 8	# Children in Care On Last Day: 4
CCI Incentive Credits	Avg Performance All CCIs (Points)	Provider Performance (%)*	Possible Points (Weight)	Provider Points Earned
Early EPSDT Medical Visits		100%	2	2.00
Early EPSDT Dental Visits		50%	2	1.00
Permanency Contacts		75%	5	3.75
Additional Academic Supports		63%	2	1.26
HS Grad/GED/Prof or Trade Certificate/College		N/A	10/5/5/1	
EYSS Agreement		Not Eligible	5	
Community Connections		0%	4	0.00
Active Agency Accreditation		0%	4	0.00
Staff Clinical Licensure		10%	5	0.50
Behavior Management (threshold = 0)		100%	4	4.00
<b>Incentives Total</b>	<b>8.21</b>			<b>12.51</b>
Maximum total combined incentive credit allowed is 10 points.			<b>Incentives Awarded</b>	<b>10.00</b>

\*Performance calculation descriptions can be found in the FY 2019 RBWO PBP Measurements and Standards Guide.

**Child Protective Services Investigations and Dispositions**

The following investigations data, which is not used for scoring but is considered significant to a provider's performance, is from Georgia SHINES and is not considered final or complete until the end of the fiscal year.

Total Reports:	0
Number Screened In:	0
Number Screened Out:	0
Number Substantiated:	0
Number Unsubstantiated:	0
Number Active CPS Investigations:	0



DHS, DFCS, Office of Provider Management

## Performance-Based Placement Measures

### RBWO Provider GA+SCORECARD - CCI

Report Quarter: Q3 FY2019



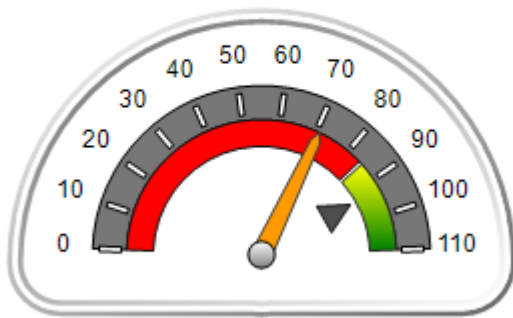
**Provider/Program Name: House of Inspiration - (706) - CCI**

8958 Saddlewood Dr., Jonesboro, GA 30238	Quarterly Scores (Grades)		Current Quarter Score (Grade)
Phone: 678-479-7040	Q1: 89.20 (B+)	Q2: 79.61 (C+)	<b>70.93%</b> <b>(C-)</b>
Vendor ID# 35423	Q3: 70.93 (C-)	Q4: N/A	
Program Census Information:	# Children in Care During Quarter: 7	# Placements During Quarter: 7	# Children in Care On Last Day: 4

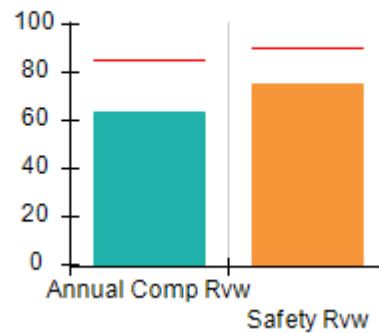
### Quarterly Provider Comparisons to All CCIs

▼ — indicates average for all CCIs

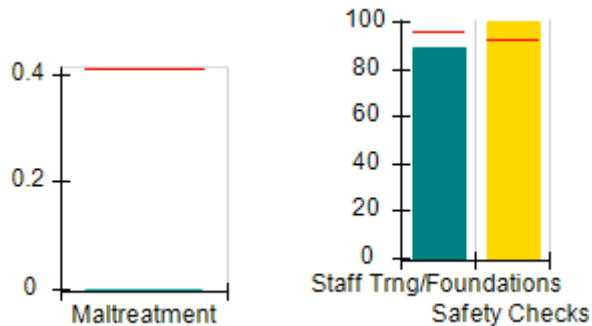
Overall Score (%)



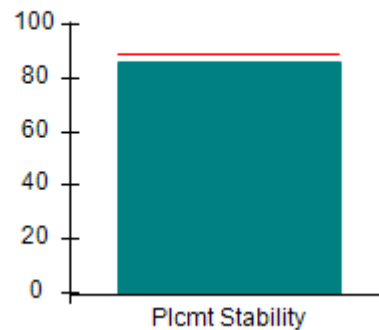
OPM Monitoring Reviews (%)



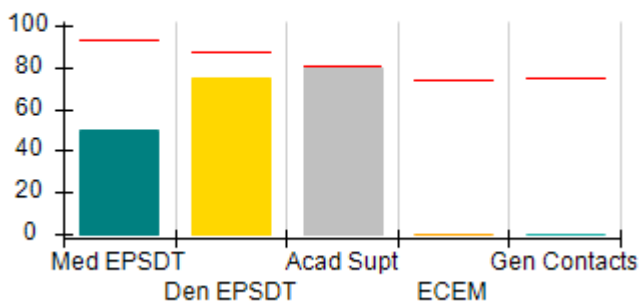
Safety Outcomes (%)



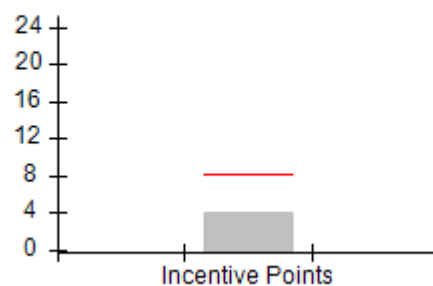
Permanency Outcomes (%)



Well-Being Outcomes (%)



Incentives Earned (Points)





DHS, DFCS, Office of Provider Management  
**Performance-Based Placement Measures**  
**RBWO Provider GA+SCORECARD - CCI**  
 Report Quarter: Q3 FY2019



<b>Provider/Program Name: House of Inspiration - (706) - CCI</b>				
<b>8958 Saddlewood Dr., Jonesboro, GA 30238</b>		<b>Quarterly Scores (Grades)</b>		<b>Current Quarter Score (Grade)</b>
<b>Phone: 678-479-7040</b>		<b>Q1: 89.20 (B+)</b>	<b>Q2: 79.61 (C+)</b>	<b>70.93% (C-)</b>
<b>Vendor ID# 35423</b>		<b>Q3: 70.93 (C-)</b>	<b>Q4: N/A</b>	
Program Census Information:		# Children in Care During Quarter: 7	# Placements During Quarter: 7	# Children in Care On Last Day: 4
	<b>Avg Performance All CCIs (%)</b>	<b>Provider Performance (%)*</b>	<b>Possible Points (Weight)</b>	<b>Provider Points Earned</b>
<b>OPM Monitoring Reviews</b>				
Annual Comprehensive Reviews	85%	64%	25	15.93
Safety Reviews	90%	75%	15	11.25
<b>Monitoring Sub-Total</b>			<b>40</b>	<b>27.18</b>
<b>CCI Safety Outcomes</b>				
Incidence of Maltreatment	0.41%	No Substantiated Reports	10	10.00
Staff Training/Foundations	96%	89%	5	4.45
Staff Safety Checks	92%	100%	5	5.00
<b>Safety Sub-Total</b>			<b>20</b>	<b>19.45</b>
<b>CCI Permanency Outcomes</b>				
Placement Stability	89%	86%	15	12.90
<b>Permanency Sub-Total</b>			<b>15</b>	<b>12.90</b>
<b>CCI Well-Being Outcomes</b>				
EPSDT Medical Visits	93%	50%	4	2.00
EPSDT Dental Visits	87%	75%	4	3.00
Academic Supports	81%	80%	3	2.40
Provider ECEM Visits	74%	0%	7	0.00
Provider General Contacts	75%	0%	7	0.00
Placements with Siblings	36%	67%	Not Scored	Not Scored
Placements within Legal County	14%	0%	Not Scored	Not Scored
<b>Well-Being Sub-Total</b>			<b>25</b>	<b>7.40</b>
*Performance calculation descriptions can be found in the FY 2019 RBWO PBP Measurements and Standards Guide.				

<b>Monitoring &amp; Outcomes: Possible Points = 100</b>		<b>Points Earned = 66.93</b>	
<b>Score Before Incentives Credit</b>			<b>66.93%</b>
<b>Incentives Awarded</b>			<b>4.00 pts</b>
<b>PBP Verification</b>			<b>N/A pts</b>
<b>Total Score</b>			<b>70.93%</b>



**DHS, DFCS, Office of Provider Management**  
**Performance-Based Placement Measures**  
**RBWO Provider GA+SCORECARD - CCI**  
**Report Quarter: Q3 FY2019**



**Provider/Program Name: House of Inspiration - (706) - CCI**

Program Census Information:		# Children in Care During Quarter: 7	# Placements During Quarter: 7	# Children in Care On Last Day: 4
CCI Incentive Credits	Avg Performance All CCIs (Points)	Provider Performance (%)*	Possible Points (Weight)	Provider Points Earned
Early EPSDT Medical Visits		0%	2	0.00
Early EPSDT Dental Visits		0%	2	0.00
Permanency Contacts		0%	5	0.00
Additional Academic Supports		0%	2	0.00
HS Grad/GED/Prof or Trade Certificate/College		N/A	10/5/5/1	
EYSS Agreement		Not Eligible	5	
Community Connections		0%	4	0.00
Active Agency Accreditation		0%	4	0.00
Staff Clinical Licensure		0%	5	0.00
Behavior Management (threshold = 0)		100%	4	4.00
<b>Incentives Total</b>	<b>8.21</b>			<b>4.00</b>
Maximum total combined incentive credit allowed is 10 points.			<b>Incentives Awarded</b>	<b>4.00</b>

\*Performance calculation descriptions can be found in the FY 2019 RBWO PBP Measurements and Standards Guide.

**Child Protective Services Investigations and Dispositions**

The following investigations data, which is not used for scoring but is considered significant to a provider's performance, is from Georgia SHINES and is not considered final or complete until the end of the fiscal year.

Total Reports:	0
Number Screened In:	0
Number Screened Out:	0
Number Substantiated:	0
Number Unsubstantiated:	0
Number Active CPS Investigations:	0

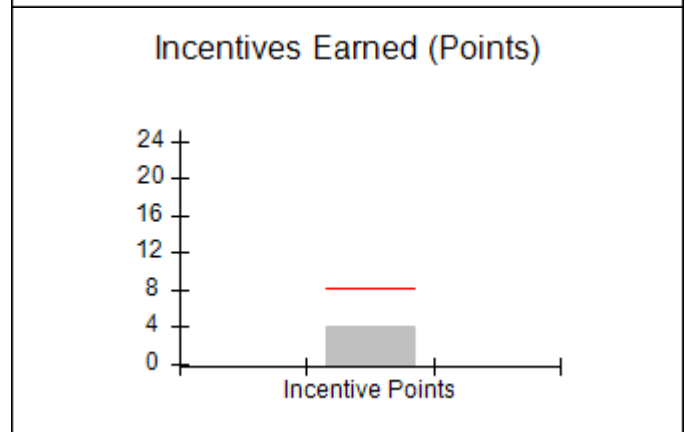
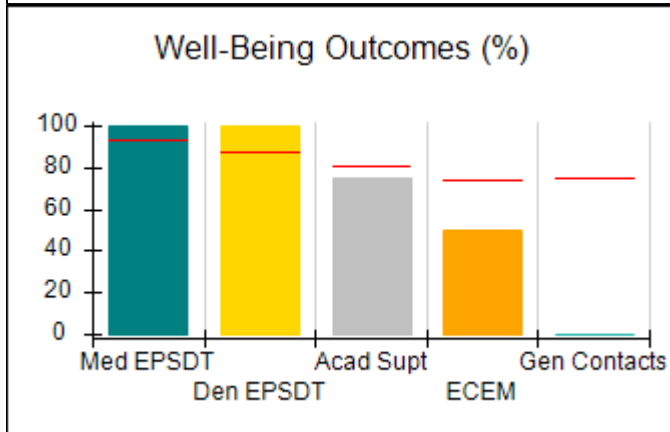
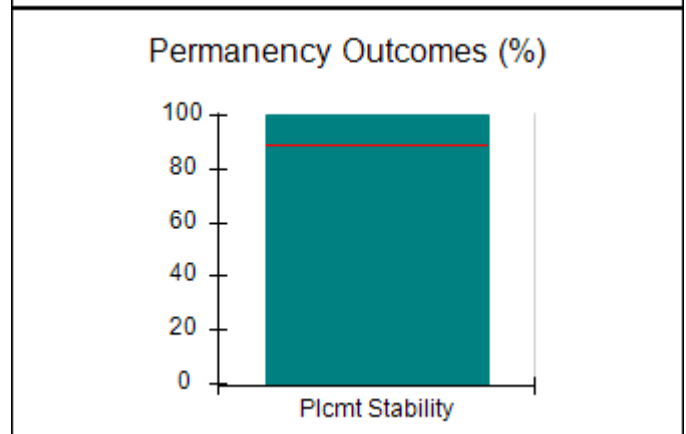
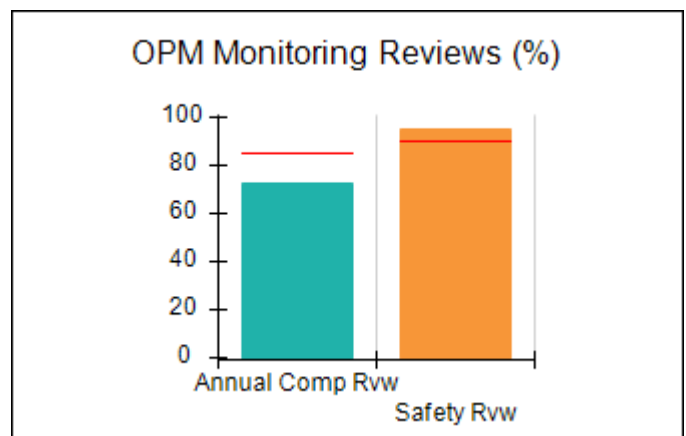
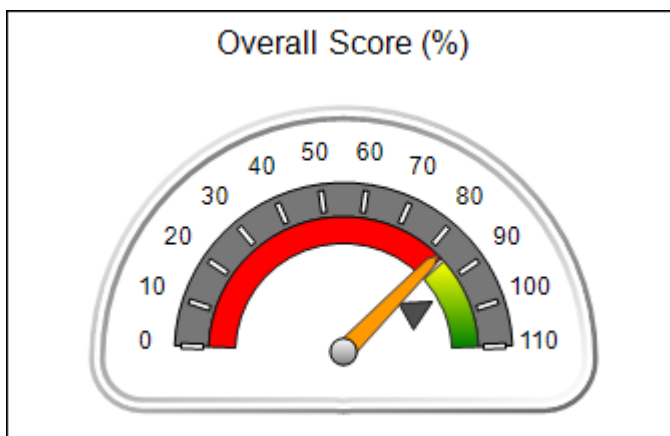


DHS, DFCS, Office of Provider Management  
**Performance-Based Placement Measures**  
**RBWO Provider GA+SCORECARD - CCI**  
 Report Quarter: Q3 FY2019



Provider/Program Name: Innovative Housing Residential Service Inc. - (5278) - CCI			
7462 Holly Ct., Riverdale, GA 30274	Quarterly Scores (Grades)		Current Quarter Score (Grade)
Phone: 770-364-6196	Q1: 94.42 (A)	Q2: 87.93 (B+)	<b>82.75%</b> <b>(B-)</b>
Vendor ID# 153023	Q3: 82.75 (B-)	Q4: N/A	
Program Census Information:	# Children in Care During Quarter: 2	# Placements During Quarter: 2	# Children in Care On Last Day: 2
Quarterly Provider Comparisons to All CCIs			

▼ — indicates average for all CCIs





DHS, DFCS, Office of Provider Management  
**Performance-Based Placement Measures**  
**RBWO Provider GA+SCORECARD - CCI**  
 Report Quarter: Q3 FY2019



<b>Provider/Program Name: Innovative Housing Residential Service Inc. - (5278) - CCI</b>				
7462 Holly Ct., Riverdale, GA 30274		Quarterly Scores (Grades)		Current Quarter Score (Grade)
Phone: 770-364-6196		Q1: 94.42 (A)	Q2: 87.93 (B+)	<b>82.75%</b> <b>(B-)</b>
Vendor ID# 153023		Q3: 82.75 (B-)	Q4: N/A	
Program Census Information:		# Children in Care During Quarter: 2	# Placements During Quarter: 2	# Children in Care On Last Day: 2
	Avg Performance All CCIs (%)	Provider Performance (%)*	Possible Points (Weight)	Provider Points Earned
<b>OPM Monitoring Reviews</b>				
Annual Comprehensive Reviews	85%	73%	25	18.25
Safety Reviews	90%	95%	15	14.25
<b>Monitoring Sub-Total</b>			<b>40</b>	<b>32.50</b>
<b>CCI Safety Outcomes</b>				
Incidence of Maltreatment	0.41%	No Substantiated Reports	10	10.00
Staff Training/Foundations	96%	100%	5	5.00
Staff Safety Checks	92%	50%	5	2.50
<b>Safety Sub-Total</b>			<b>20</b>	<b>17.50</b>
<b>CCI Permanency Outcomes</b>				
Placement Stability	89%	100%	15	15.00
<b>Permanency Sub-Total</b>			<b>15</b>	<b>15.00</b>
<b>CCI Well-Being Outcomes</b>				
EPSDT Medical Visits	93%	100%	4	4.00
EPSDT Dental Visits	87%	100%	4	4.00
Academic Supports	81%	75%	3	2.25
Provider ECEM Visits	74%	50%	7	3.50
Provider General Contacts	75%	0%	7	0.00
Placements with Siblings	36%	Not Eligible	Not Scored	Not Scored
Placements within Legal County	14%	0%	Not Scored	Not Scored
<b>Well-Being Sub-Total</b>			<b>25</b>	<b>13.75</b>
*Performance calculation descriptions can be found in the FY 2019 RBWO PBP Measurements and Standards Guide.				

<b>Monitoring &amp; Outcomes: Possible Points = 100</b>		<b>Points Earned = 78.75</b>	
<b>Score Before Incentives Credit</b>			<b>78.75%</b>
<b>Incentives Awarded</b>			<b>4.00 pts</b>
<b>PBP Verification</b>			<b>N/A pts</b>
<b>Total Score</b>			<b>82.75%</b>





**DHS, DFCS, Office of Provider Management**  
**Performance-Based Placement Measures**  
**RBWO Provider GA+SCORECARD - CCI**  
**Report Quarter: Q3 FY2019**



**Provider/Program Name: Innovative Housing Residential Service Inc. - (5278) - CCI**

Program Census Information:		# Children in Care During Quarter: 2	# Placements During Quarter: 2	# Children in Care On Last Day: 2
CCI Incentive Credits	Avg Performance All CCIs (Points)	Provider Performance (%)*	Possible Points (Weight)	Provider Points Earned
Early EPSDT Medical Visits		Not Eligible	2	
Early EPSDT Dental Visits		Not Eligible	2	
Permanency Contacts		None Planned	5	
Additional Academic Supports		0%	2	0.00
HS Grad/GED/Prof or Trade Certificate/College		N/A	10/5/5/1	
EYSS Agreement		Not Eligible	5	
Community Connections		0%	4	0.00
Active Agency Accreditation		0%	4	0.00
Staff Clinical Licensure		0%	5	0.00
Behavior Management (threshold = 0)		100%	4	4.00
<b>Incentives Total</b>	<b>8.21</b>			<b>4.00</b>
Maximum total combined incentive credit allowed is 10 points.			<b>Incentives Awarded</b>	<b>4.00</b>

\*Performance calculation descriptions can be found in the FY 2019 RBWO PBP Measurements and Standards Guide.

**Child Protective Services Investigations and Dispositions**

The following investigations data, which is not used for scoring but is considered significant to a provider's performance, is from Georgia SHINES and is not considered final or complete until the end of the fiscal year.

Total Reports:	0
Number Screened In:	0
Number Screened Out:	0
Number Substantiated:	0
Number Unsubstantiated:	0
Number Active CPS Investigations:	0

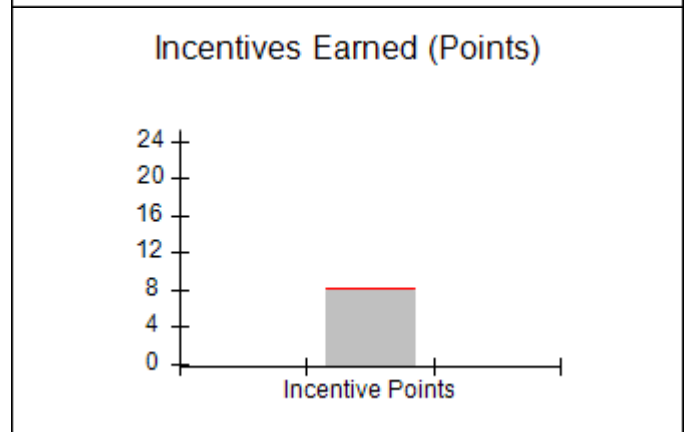
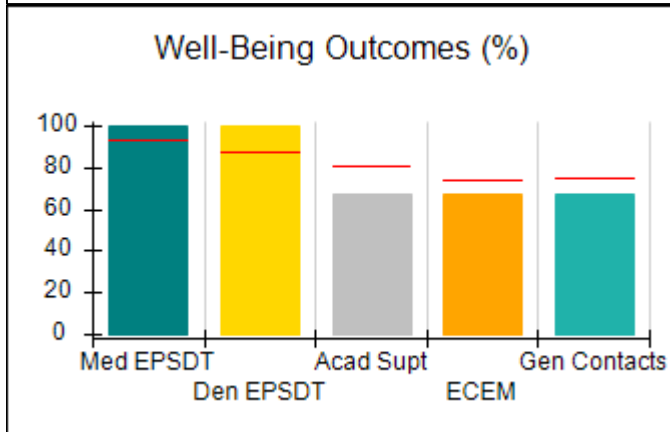
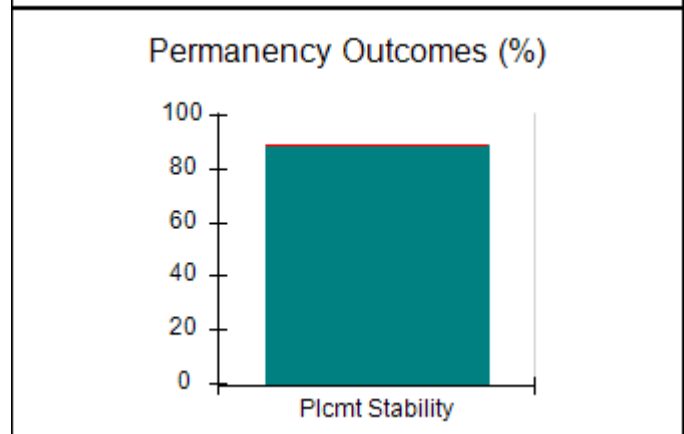
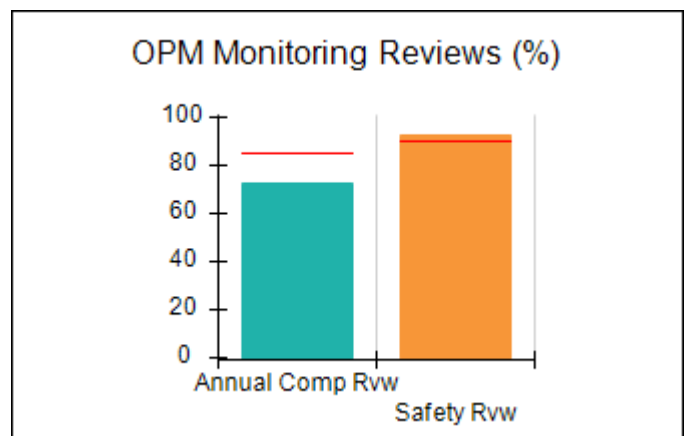
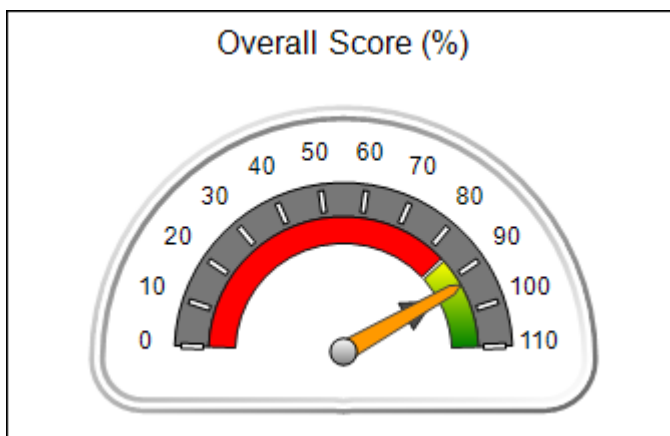


**DHS, DFCS, Office of Provider Management**  
**Performance-Based Placement Measures**  
**RBWO Provider GA+SCORECARD - CCI**  
**Report Quarter: Q3 FY2019**



<b>Provider/Program Name: Innovative Living for Life, LLC - (5320) - CCI</b>			
<b>5020 Hickory Dr., Winterville, GA 30608</b>	<b>Quarterly Scores (Grades)</b>		<b>Current Quarter Score (Grade)</b>
<b>Phone: 706-255-0897</b>	<b>Q1: 80.91 (B-)</b>	<b>Q2: 89.52 (B+)</b>	<b>92.77% (A-)</b>
<b>Vendor ID# 152720</b>	<b>Q3: 92.77 (A-)</b>	<b>Q4: N/A</b>	
Program Census Information:	# Children in Care During Quarter: 9	# Placements During Quarter: 9	# Children in Care On Last Day: 4
<b>Quarterly Provider Comparisons to All CCIs</b>			

▼ — indicates average for all CCIs





DHS, DFCS, Office of Provider Management  
**Performance-Based Placement Measures**  
**RBWO Provider GA+SCORECARD - CCI**  
 Report Quarter: Q3 FY2019



Provider/Program Name: Innovative Living for Life, LLC - (5320) - CCI				
5020 Hickory Dr., Winterville, GA 30608		Quarterly Scores (Grades)		Current Quarter Score (Grade)
Phone: 706-255-0897		Q1: 80.91 (B-)	Q2: 89.52 (B+)	<b>92.77%</b> <b>(A-)</b>
Vendor ID# 152720		Q3: 92.77 (A-)	Q4: N/A	
Program Census Information:		# Children in Care During Quarter: 9	# Placements During Quarter: 9	# Children in Care On Last Day: 4
	Avg Performance All CCIs (%)	Provider Performance (%)*	Possible Points (Weight)	Provider Points Earned
<b>OPM Monitoring Reviews</b>				
Annual Comprehensive Reviews	85%	73%	25	18.16
Safety Reviews	90%	93%	15	13.88
<b>Monitoring Sub-Total</b>			<b>40</b>	<b>32.03</b>
<b>CCI Safety Outcomes</b>				
Incidence of Maltreatment	0.41%	No Substantiated Reports	10	10.00
Staff Training/Foundations	96%	100%	5	5.00
Staff Safety Checks	92%	100%	5	5.00
<b>Safety Sub-Total</b>			<b>20</b>	<b>20.00</b>
<b>CCI Permanency Outcomes</b>				
Placement Stability	89%	89%	15	13.35
<b>Permanency Sub-Total</b>			<b>15</b>	<b>13.35</b>
<b>CCI Well-Being Outcomes</b>				
EPSDT Medical Visits	93%	100%	4	4.00
EPSDT Dental Visits	87%	100%	4	4.00
Academic Supports	81%	67%	3	2.01
Provider ECEM Visits	74%	67%	7	4.69
Provider General Contacts	75%	67%	7	4.69
Placements with Siblings	36%	0%	Not Scored	Not Scored
Placements within Legal County	14%	0%	Not Scored	Not Scored
<b>Well-Being Sub-Total</b>			<b>25</b>	<b>19.39</b>
*Performance calculation descriptions can be found in the FY 2019 RBWO PBP Measurements and Standards Guide.				

<b>Monitoring &amp; Outcomes: Possible Points = 100</b>		<b>Points Earned = 84.77</b>	
<b>Score Before Incentives Credit</b>			<b>84.77%</b>
<b>Incentives Awarded</b>			<b>8.00 pts</b>
<b>PBP Verification</b>			<b>0.00 pts</b>
<b>Total Score</b>			<b>92.77%</b>



DHS, DFCS, Office of Provider Management  
**Performance-Based Placement Measures**  
**RBWO Provider GA+SCORECARD - CCI**  
Report Quarter: Q3 FY2019



**Provider/Program Name: Innovative Living for Life, LLC - (5320) - CCI**

Program Census Information:		# Children in Care During Quarter: 9	# Placements During Quarter: 9	# Children in Care On Last Day: 4
CCI Incentive Credits	Avg Performance All CCIs (Points)	Provider Performance (%)*	Possible Points (Weight)	Provider Points Earned
Early EPSDT Medical Visits		100%	2	2.00
Early EPSDT Dental Visits		100%	2	2.00
Permanency Contacts		None Planned	5	
Additional Academic Supports		0%	2	0.00
HS Grad/GED/Prof or Trade Certificate/College		N/A	10/5/5/1	
EYSS Agreement		Not Eligible	5	
Community Connections		0%	4	0.00
Active Agency Accreditation		0%	4	0.00
Staff Clinical Licensure		0%	5	0.00
Behavior Management (threshold = 0)		100%	4	4.00
<b>Incentives Total</b>	<b>8.21</b>			<b>8.00</b>
Maximum total combined incentive credit allowed is 10 points.			<b>Incentives Awarded</b>	<b>8.00</b>

\*Performance calculation descriptions can be found in the FY 2019 RBWO PBP Measurements and Standards Guide.

**Child Protective Services Investigations and Dispositions**

The following investigations data, which is not used for scoring but is considered significant to a provider's performance, is from Georgia SHINES and is not considered final or complete until the end of the fiscal year.

Total Reports:	0
Number Screened In:	0
Number Screened Out:	0
Number Substantiated:	0
Number Unsubstantiated:	0
Number Active CPS Investigations:	0

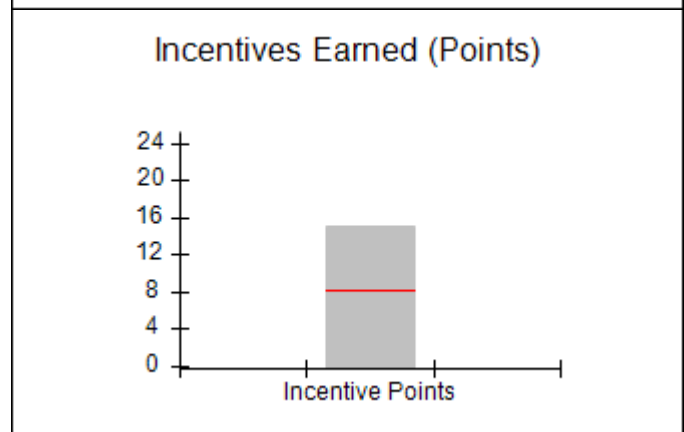
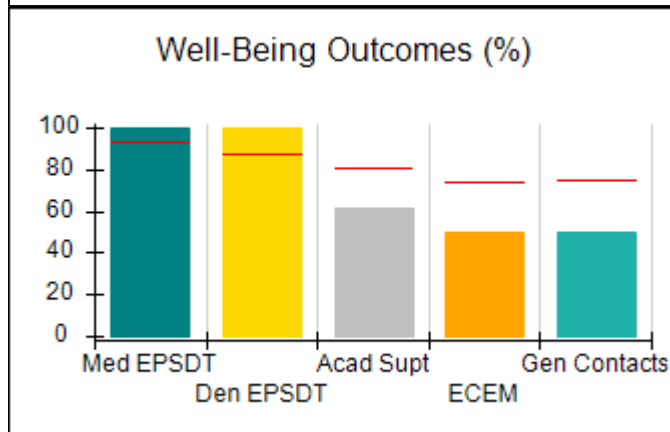
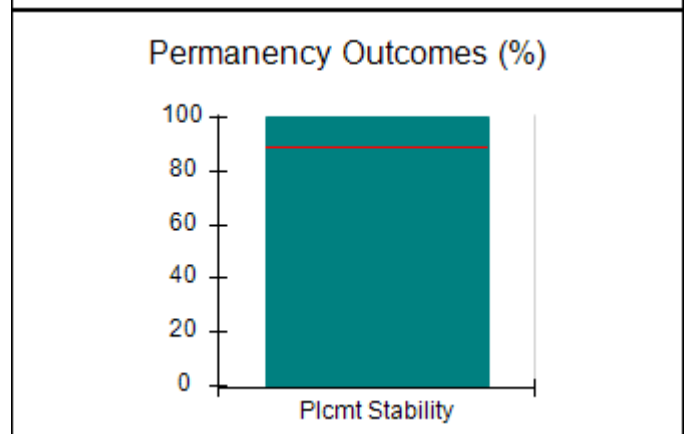
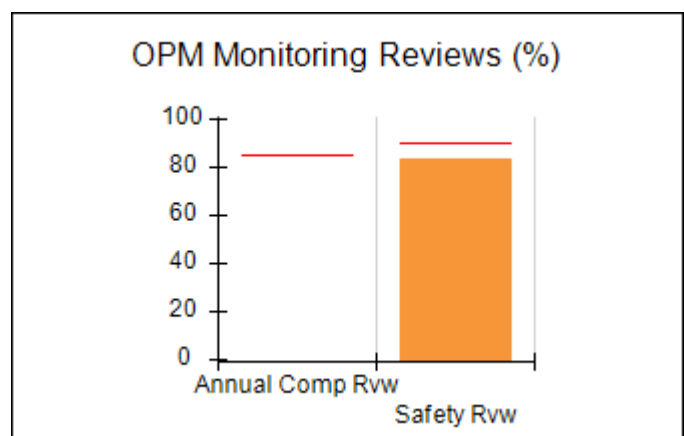
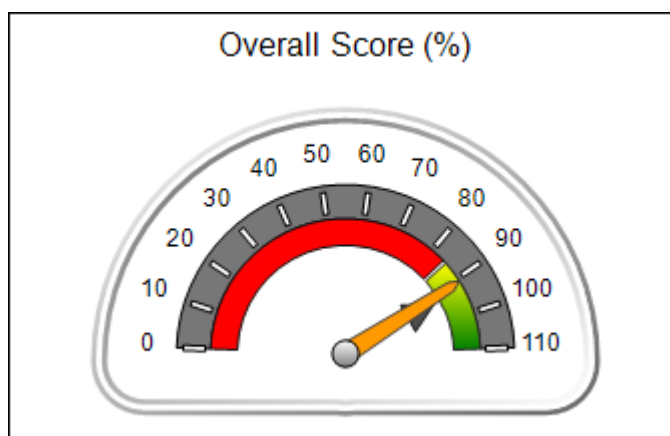


**DHS, DFCS, Office of Provider Management**  
**Performance-Based Placement Measures**  
**RBWO Provider GA+SCORECARD - CCI**  
**Report Quarter: Q3 FY2019**



<b>Provider/Program Name: Invictus Transformational Wellness - (5375) - CCI</b>			
<b>2608 Juniper Ave., Columbus, GA 31907</b>	<b>Quarterly Scores (Grades)</b>		<b>Current Quarter Score (Grade)</b>
<b>Phone: 706-505-1234</b>	<b>Q1: (N/A)</b>	<b>Q2: 96.01 (A)</b>	<b>91.04% (A-)</b>
<b>Vendor ID# 160436</b>	<b>Q3: 91.04 (A-)</b>	<b>Q4: N/A</b>	
Program Census Information:	# Children in Care During Quarter: 6	# Placements During Quarter: 6	# Children in Care On Last Day: 6
<b>Quarterly Provider Comparisons to All CCIs</b>			

▼ — indicates average for all CCIs





DHS, DFCS, Office of Provider Management  
**Performance-Based Placement Measures**  
**RBWO Provider GA+SCORECARD - CCI**  
 Report Quarter: Q3 FY2019



**Provider/Program Name: Invictus Transformational Wellness - (5375) - CCI**

2608 Juniper Ave., Columbus, GA 31907	Quarterly Scores (Grades)		Current Quarter Score (Grade)
Phone: 706-505-1234	Q1: (N/A)	Q2: 96.01 (A)	<b>91.04%</b> <b>(A-)</b>
Vendor ID# 160436	Q3: 91.04 (A-)	Q4: N/A	

Program Census Information:	# Children in Care During Quarter: 6	# Placements During Quarter: 6	# Children in Care On Last Day: 6
-----------------------------	--------------------------------------	--------------------------------	-----------------------------------

	Avg Performance All CCIs (%)	Provider Performance (%)*	Possible Points (Weight)	Provider Points Earned
--	------------------------------	---------------------------	--------------------------	------------------------

**OPM Monitoring Reviews**

Annual Comprehensive Reviews	85%	Not Yet Conducted		
Safety Reviews	90%	83%	15	12.50
<b>Monitoring Sub-Total</b>			<b>15</b>	<b>12.50</b>

**CCI Safety Outcomes**

Incidence of Maltreatment	0.41%	No Substantiated Reports	10	10.00
Staff Training/Foundations	96%	36%	5	1.80
Staff Safety Checks	92%	93%	5	4.65
<b>Safety Sub-Total</b>			<b>20</b>	<b>16.45</b>

**CCI Permanency Outcomes**

Placement Stability	89%	100%	15	15.00
<b>Permanency Sub-Total</b>			<b>15</b>	<b>15.00</b>

**CCI Well-Being Outcomes**

EPSDT Medical Visits	93%	100%	4	4.00
EPSDT Dental Visits	87%	100%	4	4.00
Academic Supports	81%	61%	3	1.83
Provider ECEM Visits	74%	50%	7	3.50
Provider General Contacts	75%	50%	7	3.50
Placements with Siblings	36%	0%	Not Scored	Not Scored
Placements within Legal County	14%	Not Eligible	Not Scored	Not Scored
<b>Well-Being Sub-Total</b>			<b>25</b>	<b>16.83</b>

\*Performance calculation descriptions can be found in the FY 2019 RBWO PBP Measurements and Standards Guide.

<b>Monitoring &amp; Outcomes: Possible Points = 75</b>	<b>Points Earned = 60.78</b>
<b>Score Before Incentives Credit</b>	<b>81.04%</b>
<b>Incentives Awarded</b>	<b>10.00 pts</b>
<b>PBP Verification</b>	<b>N/A pts</b>
<b>Total Score</b>	<b>91.04%</b>



**DHS, DFCS, Office of Provider Management**  
**Performance-Based Placement Measures**  
**RBWO Provider GA+SCORECARD - CCI**  
**Report Quarter: Q3 FY2019**



**Provider/Program Name: Invictus Transformational Wellness - (5375) - CCI**

Program Census Information:		# Children in Care During Quarter: 6	# Placements During Quarter: 6	# Children in Care On Last Day: 6
CCI Incentive Credits	Avg Performance All CCIs (Points)	Provider Performance (%)*	Possible Points (Weight)	Provider Points Earned
Early EPSDT Medical Visits		Not Eligible	2	
Early EPSDT Dental Visits		Not Eligible	2	
Permanency Contacts		0%	5	0.00
Additional Academic Supports		56%	2	1.12
HS Grad/GED/Prof or Trade Certificate/College		N/A	10/5/5/1	10.00
EYSS Agreement		Not Eligible	5	
Community Connections		0%	4	0.00
Active Agency Accreditation		0%	4	0.00
Staff Clinical Licensure		0%	5	0.00
Behavior Management (threshold = 0)		100%	4	4.00
<b>Incentives Total</b>	<b>8.21</b>			<b>15.12</b>
Maximum total combined incentive credit allowed is 10 points.			<b>Incentives Awarded</b>	<b>10.00</b>

\*Performance calculation descriptions can be found in the FY 2019 RBWO PBP Measurements and Standards Guide.

**Child Protective Services Investigations and Dispositions**

The following investigations data, which is not used for scoring but is considered significant to a provider's performance, is from Georgia SHINES and is not considered final or complete until the end of the fiscal year.

Total Reports:	1
Number Screened In:	1
Number Screened Out:	0
Number Substantiated:	0
Number Unsubstantiated:	0
Number Active CPS Investigations:	1



DHS, DFCS, Office of Provider Management

## Performance-Based Placement Measures

### RBWO Provider GA+SCORECARD - CCI

Report Quarter: Q3 FY2019



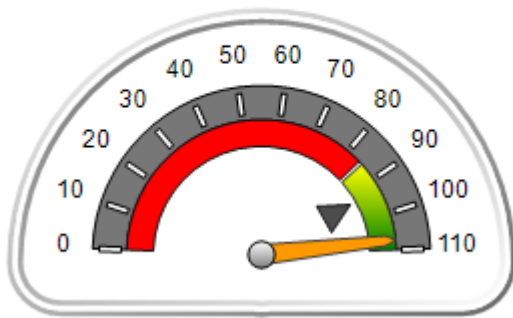
**Provider/Program Name: Jesse's House - (614) - CCI**

129 Samaritan Dr., Cumming, GA 30040	Quarterly Scores (Grades)		Current Quarter Score (Grade)
Phone: 678-947-6217	Q1: 105.17 (A+)	Q2: 107.02 (A+)	<b>107.29% (A+)</b>
Vendor ID# 35432	Q3: 107.29 (A+)	Q4: N/A	
Program Census Information:	# Children in Care During Quarter: 8	# Placements During Quarter: 8	# Children in Care On Last Day: 7

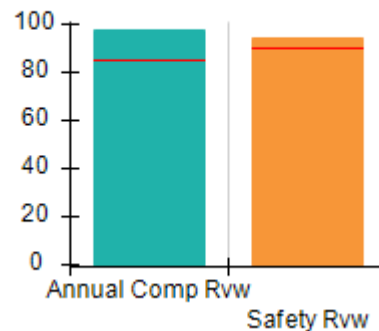
### Quarterly Provider Comparisons to All CCIs

▼ — indicates average for all CCIs

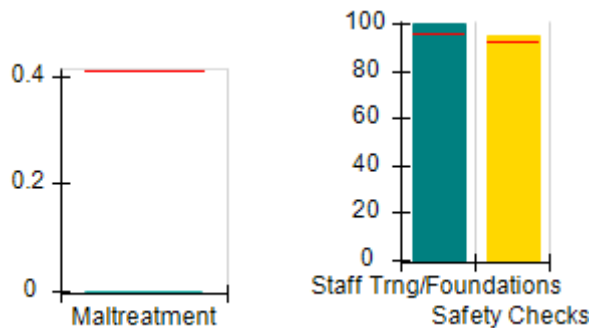
Overall Score (%)



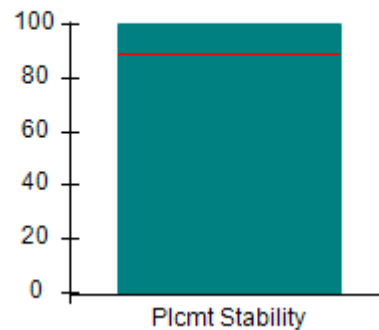
OPM Monitoring Reviews (%)



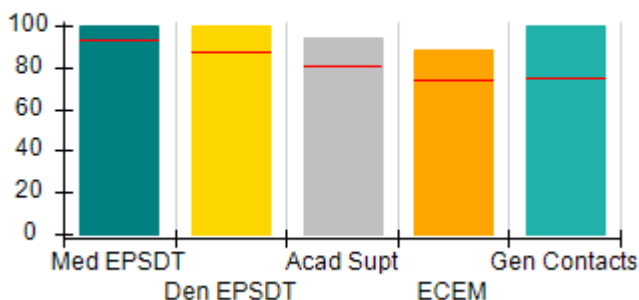
Safety Outcomes (%)



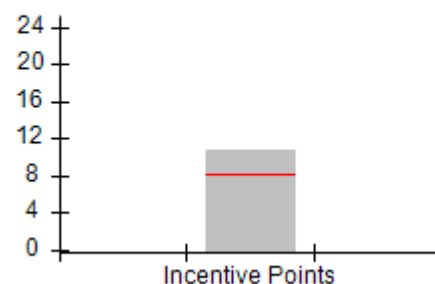
Permanency Outcomes (%)



Well-Being Outcomes (%)



Incentives Earned (Points)







DHS, DFCS, Office of Provider Management  
**Performance-Based Placement Measures**  
**RBWO Provider GA+SCORECARD - CCI**  
 Report Quarter: Q3 FY2019



<b>Provider/Program Name: Jesse's House - (614) - CCI</b>				
<b>129 Samaritan Dr., Cumming, GA 30040</b>		<b>Quarterly Scores (Grades)</b>		<b>Current Quarter Score (Grade)</b>
<b>Phone: 678-947-6217</b>		<b>Q1: 105.17 (A+)</b>	<b>Q2: 107.02 (A+)</b>	<b>107.29% (A+)</b>
<b>Vendor ID# 35432</b>		<b>Q3: 107.29 (A+)</b>	<b>Q4: N/A</b>	
Program Census Information:		# Children in Care During Quarter: 8	# Placements During Quarter: 8	# Children in Care On Last Day: 7
	<b>Avg Performance All CCIs (%)</b>	<b>Provider Performance (%)*</b>	<b>Possible Points (Weight)</b>	<b>Provider Points Earned</b>
<b>OPM Monitoring Reviews</b>				
Annual Comprehensive Reviews	85%	98%	25	24.42
Safety Reviews	90%	94%	15	14.14
<b>Monitoring Sub-Total</b>			<b>40</b>	<b>38.56</b>
<b>CCI Safety Outcomes</b>				
Incidence of Maltreatment	0.41%	No Substantiated Reports	10	10.00
Staff Training/Foundations	96%	100%	5	5.00
Staff Safety Checks	92%	95%	5	4.75
<b>Safety Sub-Total</b>			<b>20</b>	<b>19.75</b>
<b>CCI Permanency Outcomes</b>				
Placement Stability	89%	100%	15	15.00
<b>Permanency Sub-Total</b>			<b>15</b>	<b>15.00</b>
<b>CCI Well-Being Outcomes</b>				
EPSDT Medical Visits	93%	100%	4	4.00
EPSDT Dental Visits	87%	100%	4	4.00
Academic Supports	81%	94%	3	2.82
Provider ECEM Visits	74%	88%	7	6.16
Provider General Contacts	75%	100%	7	7.00
Placements with Siblings	36%	0%	Not Scored	Not Scored
Placements within Legal County	14%	0%	Not Scored	Not Scored
<b>Well-Being Sub-Total</b>			<b>25</b>	<b>23.98</b>
*Performance calculation descriptions can be found in the FY 2019 RBWO PBP Measurements and Standards Guide.				

<b>Monitoring &amp; Outcomes: Possible Points = 100</b>		<b>Points Earned = 97.29</b>	
<b>Score Before Incentives Credit</b>			<b>97.29%</b>
<b>Incentives Awarded</b>			<b>10.00 pts</b>
<b>PBP Verification</b>			<b>N/A pts</b>
<b>Total Score</b>			<b>107.29%</b>



**DHS, DFCS, Office of Provider Management**  
**Performance-Based Placement Measures**  
**RBWO Provider GA+SCORECARD - CCI**  
**Report Quarter: Q3 FY2019**



**Provider/Program Name: Jesse's House - (614) - CCI**

Program Census Information:		# Children in Care During Quarter: 8	# Placements During Quarter: 8	# Children in Care On Last Day: 7
CCI Incentive Credits	Avg Performance All CCIs (Points)	Provider Performance (%)*	Possible Points (Weight)	Provider Points Earned
Early EPSDT Medical Visits		100%	2	2.00
Early EPSDT Dental Visits		100%	2	2.00
Permanency Contacts		33%	5	1.65
Additional Academic Supports		56%	2	1.12
HS Grad/GED/Prof or Trade Certificate/College		N/A	10/5/5/1	
EYSS Agreement		Not Eligible	5	
Community Connections		0%	4	0.00
Active Agency Accreditation		0%	4	0.00
Staff Clinical Licensure		0%	5	0.00
Behavior Management (threshold = 0)		100%	4	4.00
<b>Incentives Total</b>	<b>8.21</b>			<b>10.77</b>
Maximum total combined incentive credit allowed is 10 points.			<b>Incentives Awarded</b>	<b>10.00</b>

\*Performance calculation descriptions can be found in the FY 2019 RBWO PBP Measurements and Standards Guide.

**Child Protective Services Investigations and Dispositions**

The following investigations data, which is not used for scoring but is considered significant to a provider's performance, is from Georgia SHINES and is not considered final or complete until the end of the fiscal year.

Total Reports:	0
Number Screened In:	0
Number Screened Out:	0
Number Substantiated:	0
Number Unsubstantiated:	0
Number Active CPS Investigations:	0



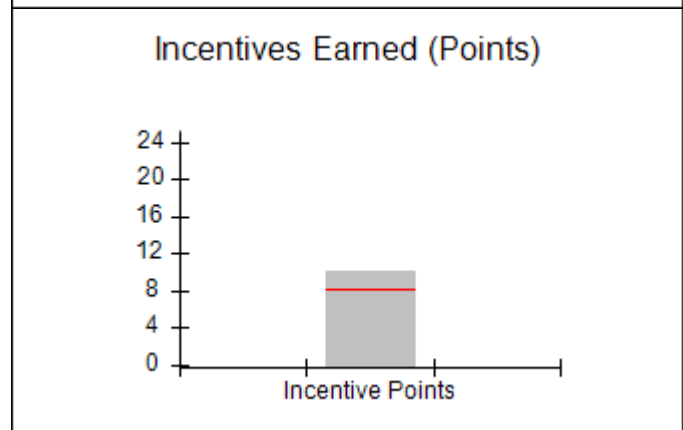
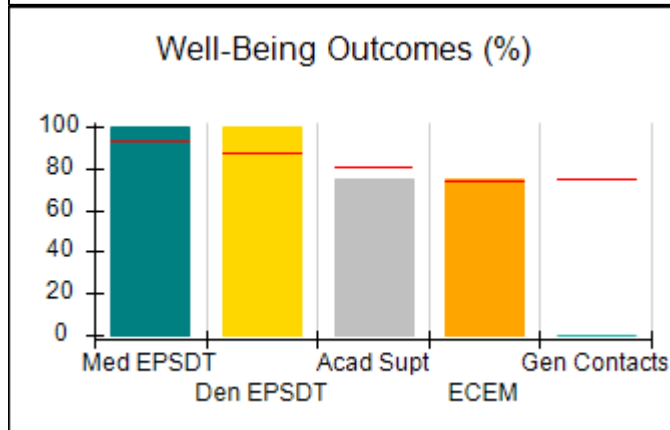
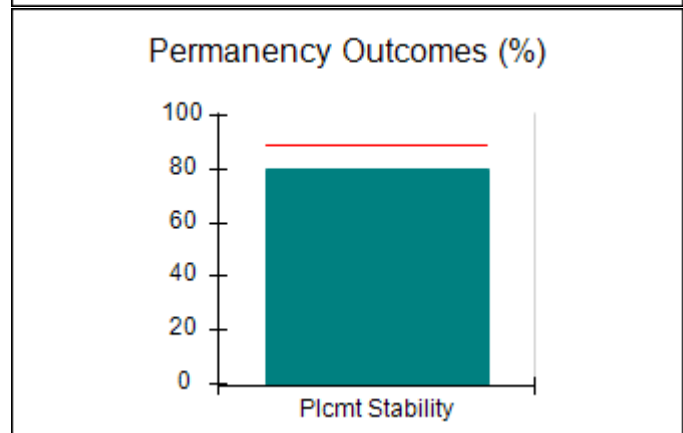
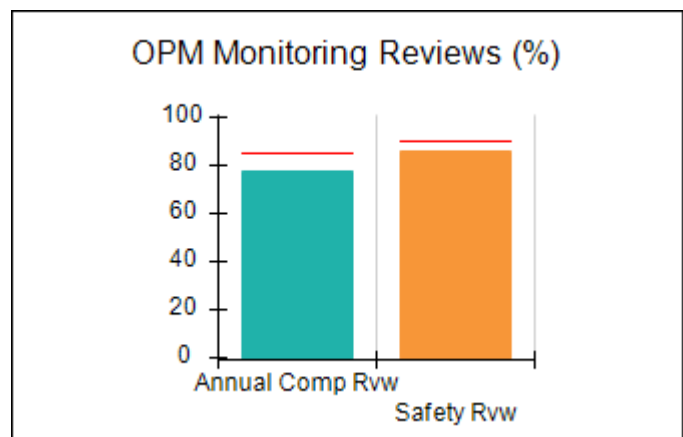
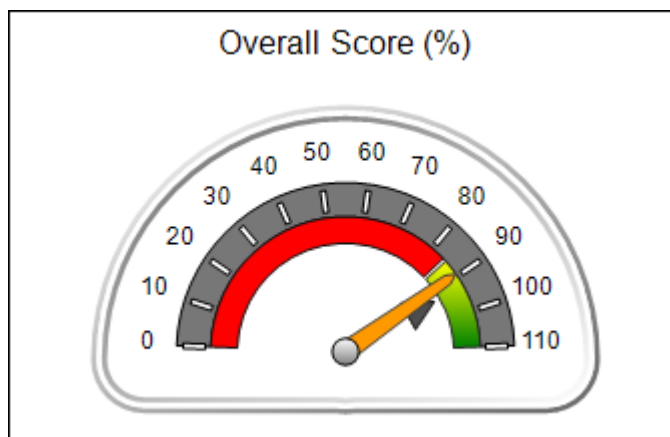
**DHS, DFCS, Office of Provider Management**  
**Performance-Based Placement Measures**  
**RBWO Provider GA+SCORECARD - CCI**



**Report Quarter: Q3 FY2019**

Provider/Program Name: Kenneth B. Walker Residential Home - KBW 1: Amos (5223) - CCI			
2305 Amos Street, Columbus, GA 31907	Quarterly Scores (Grades)		Current Quarter Score (Grade)
Phone: 706-940-0478	Q1: 80.71 (B-)	Q2: 85.72 (B)	<b>89.30%</b> <b>(B+)</b>
Vendor ID# 86536	Q3: 89.30 (B+)	Q4: N/A	
Program Census Information:	# Children in Care During Quarter: 5	# Placements During Quarter: 5	# Children in Care On Last Day: 1
Quarterly Provider Comparisons to All CCIs			

▼ — indicates average for all CCIs





**Performance-Based Placement Measures**  
**RBWO Provider GA+SCORECARD - CCI**

Report Quarter: Q3 FY2019

**Provider/Program Name: Kenneth B. Walker Residential Home - KBW 1: Amos (5223) - CCI**

2305 Amos Street, Columbus, GA 31907	Quarterly Scores (Grades)		Current Quarter Score (Grade)
Phone: 706-940-0478	Q1: 80.71 (B-)	Q2: 85.72 (B)	<b>89.30% (B+)</b>
Vendor ID# 86536	Q3: 89.30 (B+)	Q4: N/A	

Program Census Information:	# Children in Care During Quarter: 5	# Placements During Quarter: 5	# Children in Care On Last Day: 1
-----------------------------	--------------------------------------	--------------------------------	-----------------------------------

	Avg Performance All CCIs (%)	Provider Performance (%)*	Possible Points (Weight)	Provider Points Earned
--	------------------------------	---------------------------	--------------------------	------------------------

**OPM Monitoring Reviews**

Annual Comprehensive Reviews	85%	78%	25	19.46
Safety Reviews	90%	86%	15	12.94
<b>Monitoring Sub-Total</b>			<b>40</b>	<b>32.40</b>

**CCI Safety Outcomes**

Incidence of Maltreatment	0.41%	No Substantiated Reports	10	10.00
Staff Training/Foundations	96%	94%	5	4.70
Staff Safety Checks	92%	94%	5	4.70
<b>Safety Sub-Total</b>			<b>20</b>	<b>19.40</b>

**CCI Permanency Outcomes**

Placement Stability	89%	80%	15	12.00
<b>Permanency Sub-Total</b>			<b>15</b>	<b>12.00</b>

**CCI Well-Being Outcomes**

EPSDT Medical Visits	93%	100%	4	4.00
EPSDT Dental Visits	87%	100%	4	4.00
Academic Supports	81%	75%	3	2.25
Provider ECEM Visits	74%	75%	7	5.25
Provider General Contacts	75%	0%	7	0.00
Placements with Siblings	36%	Not Eligible	Not Scored	Not Scored
Placements within Legal County	14%	0%	Not Scored	Not Scored
<b>Well-Being Sub-Total</b>			<b>25</b>	<b>15.50</b>

\*Performance calculation descriptions can be found in the FY 2019 RBWO PBP Measurements and Standards Guide.

<b>Monitoring &amp; Outcomes: Possible Points = 100</b>	<b>Points Earned = 79.30</b>
<b>Score Before Incentives Credit</b>	<b>79.30%</b>
<b>Incentives Awarded</b>	<b>10.00 pts</b>
<b>PBP Verification</b>	<b>N/A pts</b>
<b>Total Score</b>	<b>89.30%</b>



DHS, DFCS, Office of Provider Management  
**Performance-Based Placement Measures**  
**RBWO Provider GA+SCORECARD - CCI**



Report Quarter: Q3 FY2019

Provider/Program Name: Kenneth B. Walker Residential Home - KBW 1: Amos (5223) - CCI				
Program Census Information:		# Children in Care During Quarter: 5	# Placements During Quarter: 5	# Children in Care On Last Day: 1
CCI Incentive Credits	Avg Performance All CCIs (Points)	Provider Performance (%)*	Possible Points (Weight)	Provider Points Earned
Early EPSDT Medical Visits		100%	2	2.00
Early EPSDT Dental Visits		100%	2	2.00
Permanency Contacts		None Planned	5	
Additional Academic Supports		0%	2	0.00
HS Grad/GED/Prof or Trade Certificate/College		N/A	10/5/5/1	
EYSS Agreement		Not Eligible	5	
Community Connections		Not Eligible	4	
Active Agency Accreditation		50%	4	2.00
Staff Clinical Licensure		0%	5	0.00
Behavior Management (threshold = 0)		100%	4	4.00
<b>Incentives Total</b>	<b>8.21</b>			<b>10.00</b>
Maximum total combined incentive credit allowed is 10 points.			<b>Incentives Awarded</b>	<b>10.00</b>
*Performance calculation descriptions can be found in the FY 2019 RBWO PBP Measurements and Standards Guide.				

Child Protective Services Investigations and Dispositions		
The following investigations data, which is not used for scoring but is considered significant to a provider's performance, is from Georgia SHINES and is not considered final or complete until the end of the fiscal year.		
Total Reports:	1	
Number Screened In:	1	
Number Screened Out:	0	
Number Substantiated:	0	
Number Unsubstantiated:	1	
Number Active CPS Investigations:	0	



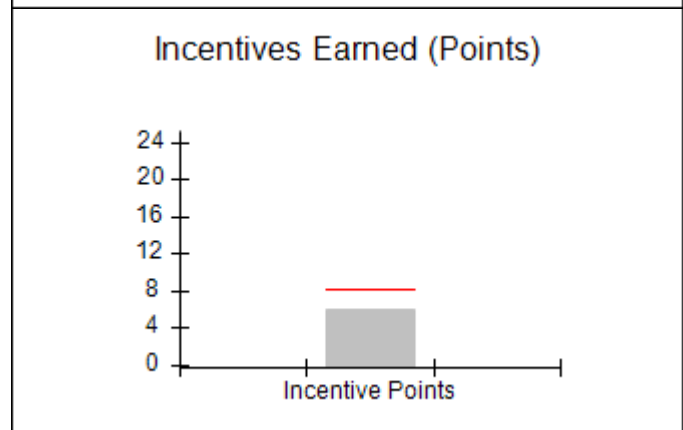
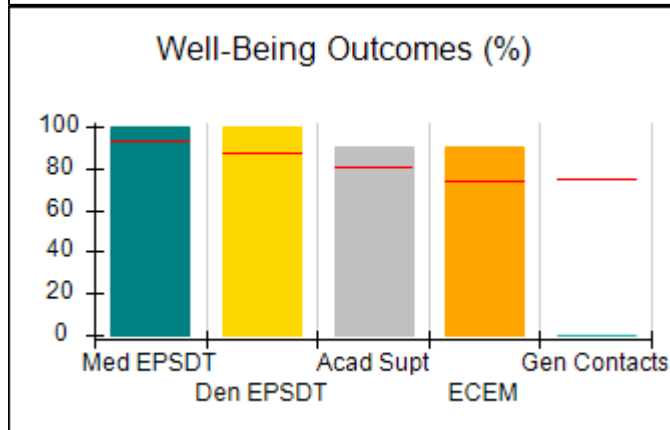
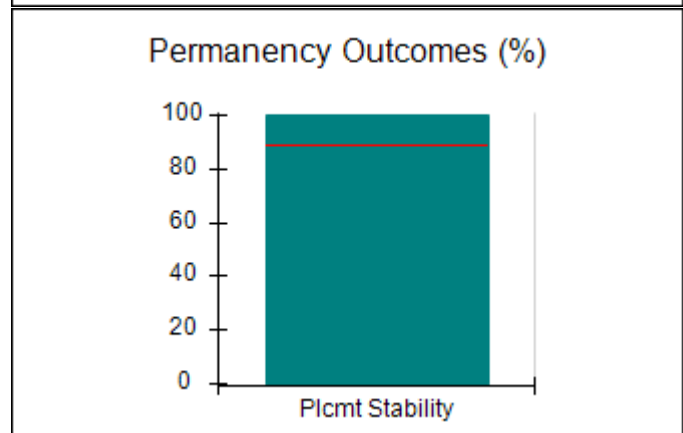
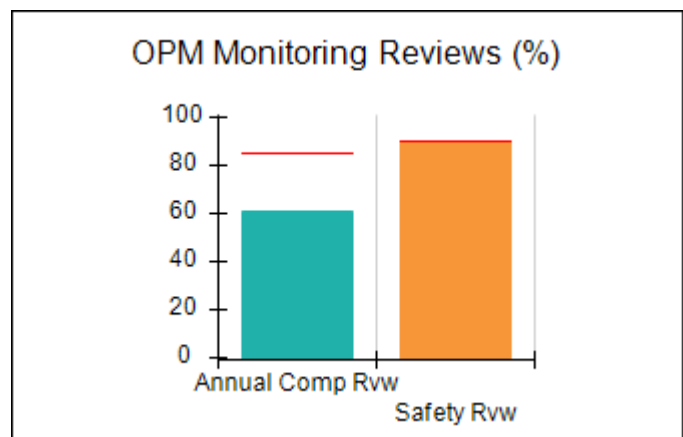
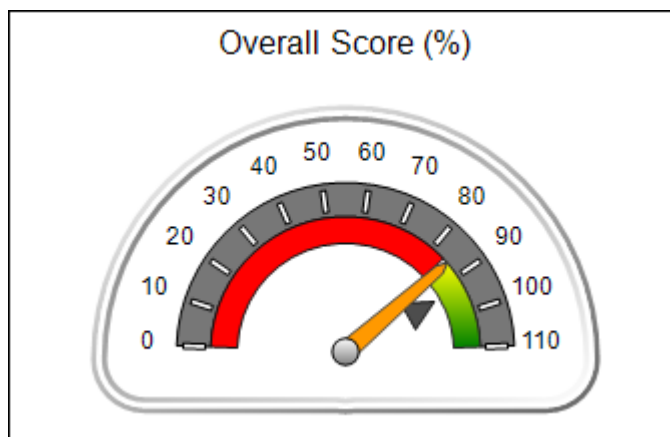
**DHS, DFCS, Office of Provider Management**  
**Performance-Based Placement Measures**  
**RBWO Provider GA+SCORECARD - CCI**



**Report Quarter: Q3 FY2019**

Provider/Program Name: Kenneth B. Walker Residential Home - KBW 2: 11th Avenue (5224) - CCI			
3108 11th Avenue, Columbus, GA 31904	Quarterly Scores (Grades)		Current Quarter Score (Grade)
Phone: 706-940-0478	Q1: 86.53 (B)	Q2: 84.08 (B)	<b>85.59%</b> <b>(B)</b>
Vendor ID# 131998	Q3: 85.59 (B)	Q4: N/A	
Program Census Information:	# Children in Care During Quarter: 12	# Placements During Quarter: 14	# Children in Care On Last Day: 7
Quarterly Provider Comparisons to All CCIs			

▼ — indicates average for all CCIs





## Performance-Based Placement Measures

### RBWO Provider GA+SCORECARD - CCI

Report Quarter: Q3 FY2019

<b>Provider/Program Name: Kenneth B. Walker Residential Home - KBW 2: 11th Avenue (5224) - CCI</b>				
<b>3108 11th Avenue, Columbus, GA 31904</b>		<b>Quarterly Scores (Grades)</b>		<b>Current Quarter Score (Grade)</b>
<b>Phone: 706-940-0478</b>		<b>Q1: 86.53 (B)</b>	<b>Q2: 84.08 (B)</b>	<b>85.59% (B)</b>
<b>Vendor ID# 131998</b>		<b>Q3: 85.59 (B)</b>	<b>Q4: N/A</b>	
Program Census Information:		# Children in Care During Quarter: 12	# Placements During Quarter: 14	# Children in Care On Last Day: 7
	<b>Avg Performance All CCIs (%)</b>	<b>Provider Performance (%)*</b>	<b>Possible Points (Weight)</b>	<b>Provider Points Earned</b>
<b>OPM Monitoring Reviews</b>				
Annual Comprehensive Reviews	85%	61%	25	15.15
Safety Reviews	90%	90%	15	13.55
<b>Monitoring Sub-Total</b>			<b>40</b>	<b>28.69</b>
<b>CCI Safety Outcomes</b>				
Incidence of Maltreatment	0.41%	No Substantiated Reports	10	10.00
Staff Training/Foundations	96%	89%	5	4.45
Staff Safety Checks	92%	89%	5	4.45
<b>Safety Sub-Total</b>			<b>20</b>	<b>18.90</b>
<b>CCI Permanency Outcomes</b>				
Placement Stability	89%	100%	15	15.00
<b>Permanency Sub-Total</b>			<b>15</b>	<b>15.00</b>
<b>CCI Well-Being Outcomes</b>				
EPSDT Medical Visits	93%	100%	4	4.00
EPSDT Dental Visits	87%	100%	4	4.00
Academic Supports	81%	90%	3	2.70
Provider ECEM Visits	74%	90%	7	6.30
Provider General Contacts	75%	0%	7	0.00
Placements with Siblings	36%	80%	Not Scored	Not Scored
Placements within Legal County	14%	0%	Not Scored	Not Scored
<b>Well-Being Sub-Total</b>			<b>25</b>	<b>17.00</b>
*Performance calculation descriptions can be found in the FY 2019 RBWO PBP Measurements and Standards Guide.				

<b>Monitoring &amp; Outcomes: Possible Points = 100</b>		<b>Points Earned = 79.59</b>	
<b>Score Before Incentives Credit</b>			<b>79.59%</b>
<b>Incentives Awarded</b>			<b>6.00 pts</b>
<b>PBP Verification</b>			<b>N/A pts</b>
<b>Total Score</b>			<b>85.59%</b>



**DHS, DFCS, Office of Provider Management**  
**Performance-Based Placement Measures**  
**RBWO Provider GA+SCORECARD - CCI**



**Report Quarter: Q3 FY2019**

**Provider/Program Name: Kenneth B. Walker Residential Home - KBW 2: 11th Avenue (5224) - CCI**

Program Census Information:		# Children in Care During Quarter: 12	# Placements During Quarter: 14	# Children in Care On Last Day: 7
CCI Incentive Credits	Avg Performance All CCIs (Points)	Provider Performance (%)*	Possible Points (Weight)	Provider Points Earned
Early EPSDT Medical Visits		Not Eligible	2	
Early EPSDT Dental Visits		Not Eligible	2	
Permanency Contacts		0%	5	0.00
Additional Academic Supports		0%	2	0.00
HS Grad/GED/Prof or Trade Certificate/College		N/A	10/5/5/1	
EYSS Agreement		Not Eligible	5	
Community Connections		0%	4	0.00
Active Agency Accreditation		50%	4	2.00
Staff Clinical Licensure		0%	5	0.00
Behavior Management (threshold = 0)		100%	4	4.00
<b>Incentives Total</b>	<b>8.21</b>			<b>6.00</b>
Maximum total combined incentive credit allowed is 10 points.			<b>Incentives Awarded</b>	<b>6.00</b>

\*Performance calculation descriptions can be found in the FY 2019 RBWO PBP Measurements and Standards Guide.

### Child Protective Services Investigations and Dispositions

The following investigations data, which is not used for scoring but is considered significant to a provider's performance, is from Georgia SHINES and is not considered final or complete until the end of the fiscal year.

Total Reports:	0
Number Screened In:	0
Number Screened Out:	0
Number Substantiated:	0
Number Unsubstantiated:	0
Number Active CPS Investigations:	0





**DHS, DFCS, Office of Provider Management**  
**Performance-Based Placement Measures**  
**RBWO Provider GA+SCORECARD - CCI**



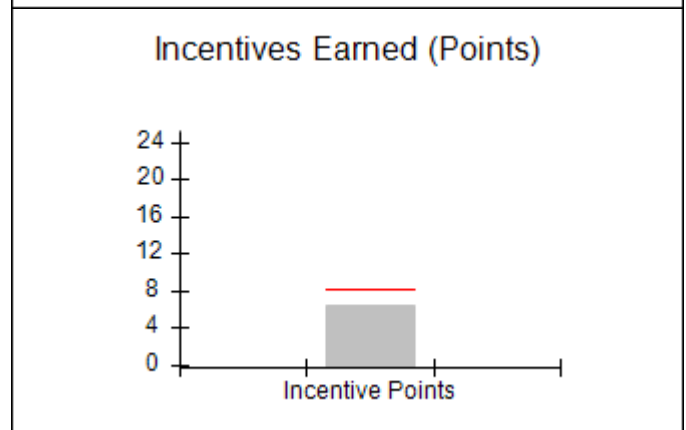
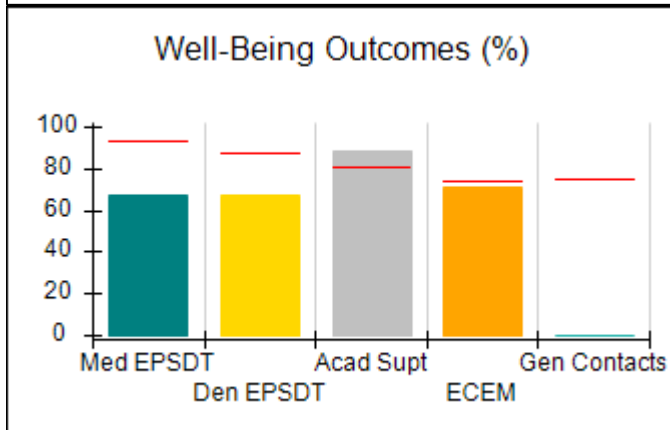
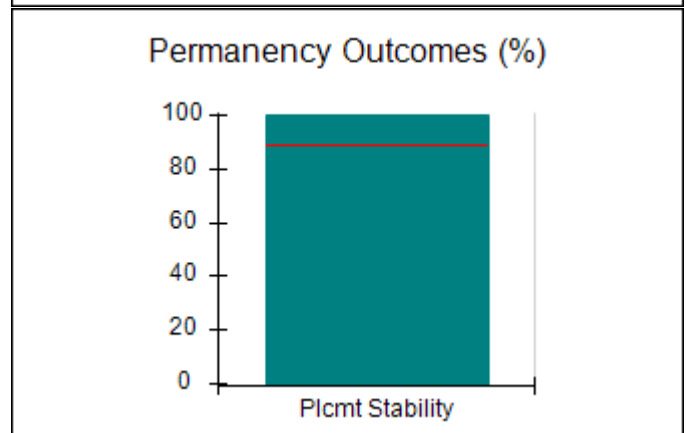
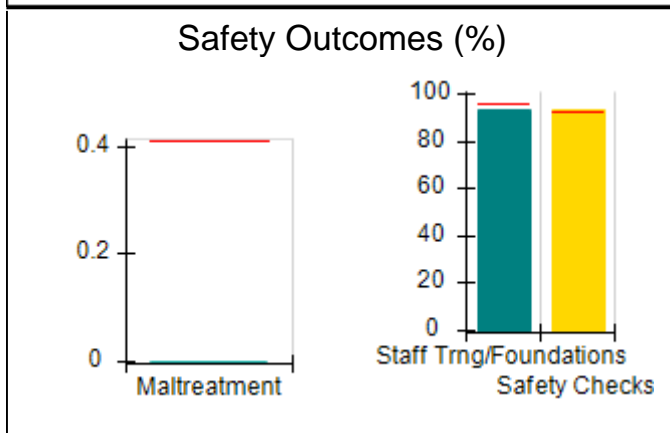
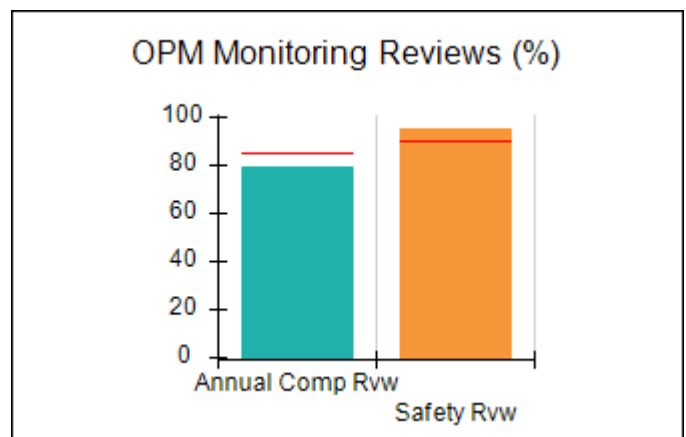
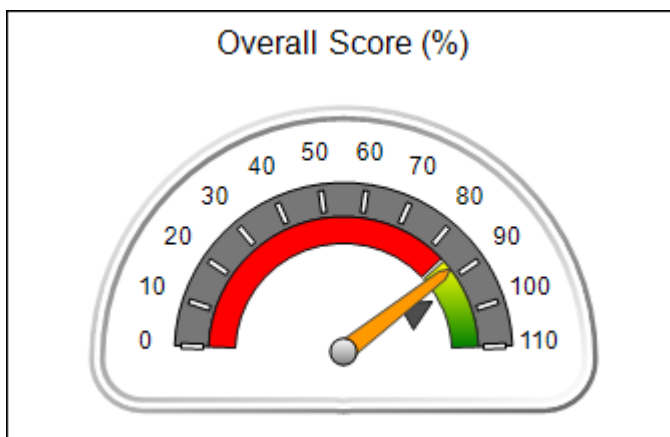
**Report Quarter: Q3 FY2019**

**Provider/Program Name: Kenneth B. Walker Residential Home - KBW 4: Bunche (5222) - CCI**

5790 Bunche Street, Columbus, GA 31907	Quarterly Scores (Grades)		Current Quarter Score (Grade)
Phone: 706-940-0478	Q1: 84.72 (B)	Q2: 72.48 (C-)	<b>87.72%</b> <b>(B+)</b>
Vendor ID# 132000	Q3: 87.72 (B+)	Q4: N/A	
Program Census Information:	# Children in Care During Quarter: 6	# Placements During Quarter: 7	# Children in Care On Last Day: 3

**Quarterly Provider Comparisons to All CCIs**

▼ — indicates average for all CCIs





# Performance-Based Placement Measures

## RBWO Provider GA+SCORECARD - CCI

Report Quarter: Q3 FY2019

**Provider/Program Name: Kenneth B. Walker Residential Home - KBW 4: Bunche (5222) - CCI**

5790 Bunche Street, Columbus, GA 31907	Quarterly Scores (Grades)		Current Quarter Score (Grade)
Phone: 706-940-0478	Q1: 84.72 (B)	Q2: 72.48 (C-)	<b>87.72%</b> <b>(B+)</b>
Vendor ID# 132000	Q3: 87.72 (B+)	Q4: N/A	

Program Census Information:	# Children in Care During Quarter: 6	# Placements During Quarter: 7	# Children in Care On Last Day: 3
-----------------------------	--------------------------------------	--------------------------------	-----------------------------------

	Avg Performance All CCIs (%)	Provider Performance (%)*	Possible Points (Weight)	Provider Points Earned
--	------------------------------	---------------------------	--------------------------	------------------------

**OPM Monitoring Reviews**

Annual Comprehensive Reviews	85%	79%	25	19.76
Safety Reviews	90%	95%	15	14.30
<b>Monitoring Sub-Total</b>			<b>40</b>	<b>34.05</b>

**CCI Safety Outcomes**

Incidence of Maltreatment	0.41%	No Substantiated Reports	10	10.00
Staff Training/Foundations	96%	93%	5	4.65
Staff Safety Checks	92%	93%	5	4.65
<b>Safety Sub-Total</b>			<b>20</b>	<b>19.30</b>

**CCI Permanency Outcomes**

Placement Stability	89%	100%	15	15.00
<b>Permanency Sub-Total</b>			<b>15</b>	<b>15.00</b>

**CCI Well-Being Outcomes**

EPSDT Medical Visits	93%	67%	4	2.68
EPSDT Dental Visits	87%	67%	4	2.68
Academic Supports	81%	88%	3	2.64
Provider ECEM Visits	74%	71%	7	4.97
Provider General Contacts	75%	0%	7	0.00
Placements with Siblings	36%	0%	Not Scored	Not Scored
Placements within Legal County	14%	20%	Not Scored	Not Scored
<b>Well-Being Sub-Total</b>			<b>25</b>	<b>12.97</b>

\*Performance calculation descriptions can be found in the FY 2019 RBWO PBP Measurements and Standards Guide.

<b>Monitoring &amp; Outcomes: Possible Points = 100</b>	<b>Points Earned = 81.32</b>
<b>Score Before Incentives Credit</b>	<b>81.32%</b>
<b>Incentives Awarded</b>	<b>6.40 pts</b>
<b>PBP Verification</b>	<b>N/A pts</b>
<b>Total Score</b>	<b>87.72%</b>



DHS, DFCS, Office of Provider Management  
**Performance-Based Placement Measures**  
**RBWO Provider GA+SCORECARD - CCI**



Report Quarter: Q3 FY2019

**Provider/Program Name: Kenneth B. Walker Residential Home - KBW 4: Bunche (5222) - CCI**

Program Census Information:		# Children in Care During Quarter: 6	# Placements During Quarter: 7	# Children in Care On Last Day: 3
CCI Incentive Credits	Avg Performance All CCIs (Points)	Provider Performance (%)*	Possible Points (Weight)	Provider Points Earned
Early EPSDT Medical Visits		0%	2	0.00
Early EPSDT Dental Visits		0%	2	0.00
Permanency Contacts		0%	5	0.00
Additional Academic Supports		20%	2	0.40
HS Grad/GED/Prof or Trade Certificate/College		N/A	10/5/5/1	
EYSS Agreement		Not Eligible	5	
Community Connections		Not Eligible	4	
Active Agency Accreditation		50%	4	2.00
Staff Clinical Licensure		0%	5	0.00
Behavior Management (threshold = 0)		100%	4	4.00
<b>Incentives Total</b>	<b>8.21</b>			<b>6.40</b>
Maximum total combined incentive credit allowed is 10 points.			<b>Incentives Awarded</b>	<b>6.40</b>

\*Performance calculation descriptions can be found in the FY 2019 RBWO PBP Measurements and Standards Guide.

**Child Protective Services Investigations and Dispositions**

The following investigations data, which is not used for scoring but is considered significant to a provider's performance, is from Georgia SHINES and is not considered final or complete until the end of the fiscal year.

Total Reports:	1
Number Screened In:	1
Number Screened Out:	0
Number Substantiated:	0
Number Unsubstantiated:	1
Number Active CPS Investigations:	0



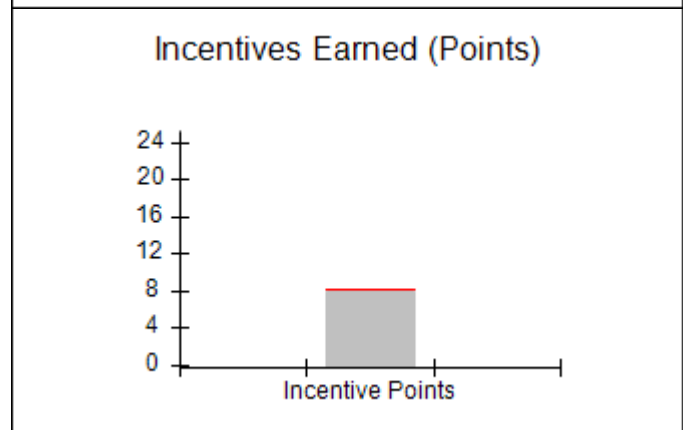
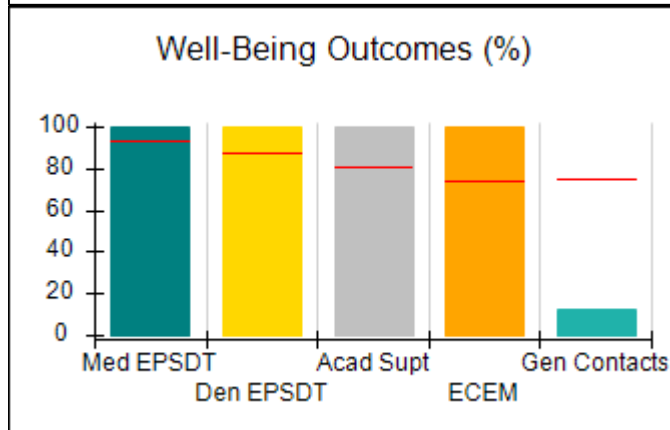
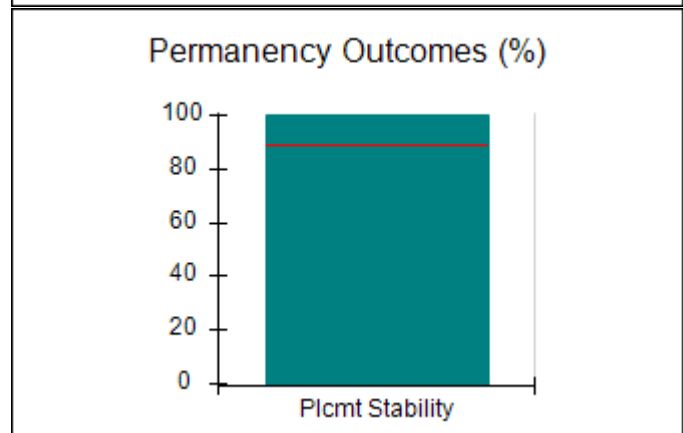
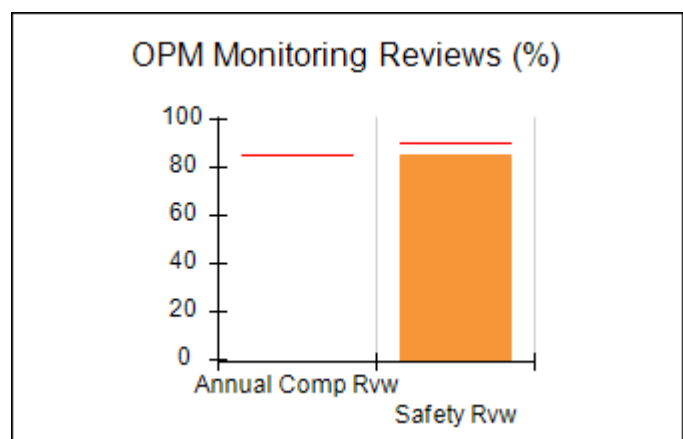
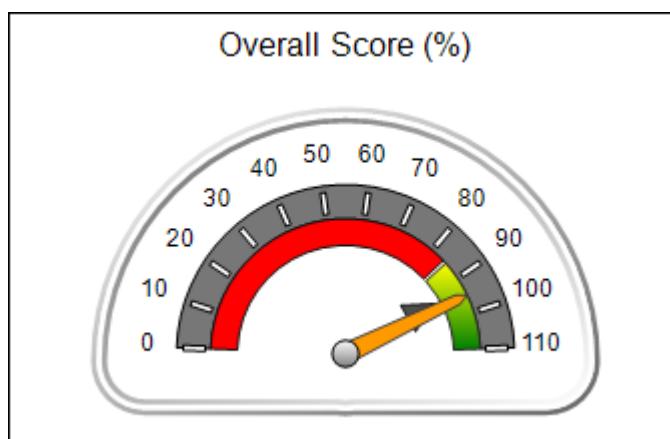
**DHS, DFCS, Office of Provider Management**  
**Performance-Based Placement Measures**  
**RBWO Provider GA+SCORECARD - CCI**



**Report Quarter: Q3 FY2019**

Provider/Program Name: Kenneth B. Walker Residential Home - KBW 5: 17th Avenue (5359) - CCI			
3409 17th Avenue, Columbus, GA 31907	Quarterly Scores (Grades)		Current Quarter Score (Grade)
Phone: 706-940-0478	Q1: 76.63 (C)	Q2: 85.00 (B)	<b>95.21%</b> <b>(A)</b>
Vendor ID# 159488	Q3: 95.21 (A)	Q4: N/A	
Program Census Information:	# Children in Care During Quarter: 6	# Placements During Quarter: 8	# Children in Care On Last Day: 5
<b>Quarterly Provider Comparisons to All CCIs</b>			

▼ — indicates average for all CCIs





# Performance-Based Placement Measures

## RBWO Provider GA+SCORECARD - CCI

Report Quarter: Q3 FY2019

<b>Provider/Program Name: Kenneth B. Walker Residential Home - KBW 5: 17th Avenue (5359) - CCI</b>				
<b>3409 17th Avenue, Columbus, GA 31907</b>		<b>Quarterly Scores (Grades)</b>		<b>Current Quarter Score (Grade)</b>
<b>Phone: 706-940-0478</b>		<b>Q1: 76.63 (C)</b>	<b>Q2: 85.00 (B)</b>	<b>95.21% (A)</b>
<b>Vendor ID# 159488</b>		<b>Q3: 95.21 (A)</b>	<b>Q4: N/A</b>	
Program Census Information:		# Children in Care During Quarter: 6	# Placements During Quarter: 8	# Children in Care On Last Day: 5
	<b>Avg Performance All CCIs (%)</b>	<b>Provider Performance (%)*</b>	<b>Possible Points (Weight)</b>	<b>Provider Points Earned</b>
<b>OPM Monitoring Reviews</b>				
Annual Comprehensive Reviews	85%	Not Yet Conducted		
Safety Reviews	90%	85%	15	12.75
<b>Monitoring Sub-Total</b>			<b>15</b>	<b>12.75</b>
<b>CCI Safety Outcomes</b>				
Incidence of Maltreatment	0.41%	No Substantiated Reports	10	10.00
Staff Training/Foundations	96%	92%	5	4.60
Staff Safety Checks	92%	83%	5	4.15
<b>Safety Sub-Total</b>			<b>20</b>	<b>18.75</b>
<b>CCI Permanency Outcomes</b>				
Placement Stability	89%	100%	15	15.00
<b>Permanency Sub-Total</b>			<b>15</b>	<b>15.00</b>
<b>CCI Well-Being Outcomes</b>				
EPSDT Medical Visits	93%	100%	4	4.00
EPSDT Dental Visits	87%	100%	4	4.00
Academic Supports	81%	100%	3	3.00
Provider ECEM Visits	74%	100%	7	7.00
Provider General Contacts	75%	13%	7	0.91
Placements with Siblings	36%	Not Eligible	Not Scored	Not Scored
Placements within Legal County	14%	Not Eligible	Not Scored	Not Scored
<b>Well-Being Sub-Total</b>			<b>25</b>	<b>18.91</b>

\*Performance calculation descriptions can be found in the FY 2019 RBWO PBP Measurements and Standards Guide.

<b>Monitoring &amp; Outcomes: Possible Points = 75</b>		<b>Points Earned = 65.41</b>	
<b>Score Before Incentives Credit</b>			<b>87.21%</b>
<b>Incentives Awarded</b>			<b>8.00 pts</b>
<b>PBP Verification</b>			<b>0.00 pts</b>
<b>Total Score</b>			<b>95.21%</b>



DHS, DFCS, Office of Provider Management  
**Performance-Based Placement Measures**  
**RBWO Provider GA+SCORECARD - CCI**



Report Quarter: Q3 FY2019

**Provider/Program Name: Kenneth B. Walker Residential Home - KBW 5: 17th Avenue (5359) - CCI**

Program Census Information:		# Children in Care During Quarter: 6	# Placements During Quarter: 8	# Children in Care On Last Day: 5
CCI Incentive Credits	Avg Performance All CCIs (Points)	Provider Performance (%)*	Possible Points (Weight)	Provider Points Earned
Early EPSDT Medical Visits		Not Eligible	2	
Early EPSDT Dental Visits		100%	2	2.00
Permanency Contacts		0%	5	0.00
Additional Academic Supports		0%	2	0.00
HS Grad/GED/Prof or Trade Certificate/College		N/A	10/5/5/1	
EYSS Agreement		Not Eligible	5	
Community Connections		0%	4	0.00
Active Agency Accreditation		50%	4	2.00
Staff Clinical Licensure		0%	5	0.00
Behavior Management (threshold = 0)		100%	4	4.00
<b>Incentives Total</b>	<b>8.21</b>			<b>8.00</b>
Maximum total combined incentive credit allowed is 10 points.			<b>Incentives Awarded</b>	<b>8.00</b>

\*Performance calculation descriptions can be found in the FY 2019 RBWO PBP Measurements and Standards Guide.

### Child Protective Services Investigations and Dispositions

The following investigations data, which is not used for scoring but is considered significant to a provider's performance, is from Georgia SHINES and is not considered final or complete until the end of the fiscal year.

Total Reports:	0
Number Screened In:	0
Number Screened Out:	0
Number Substantiated:	0
Number Unsubstantiated:	0
Number Active CPS Investigations:	0

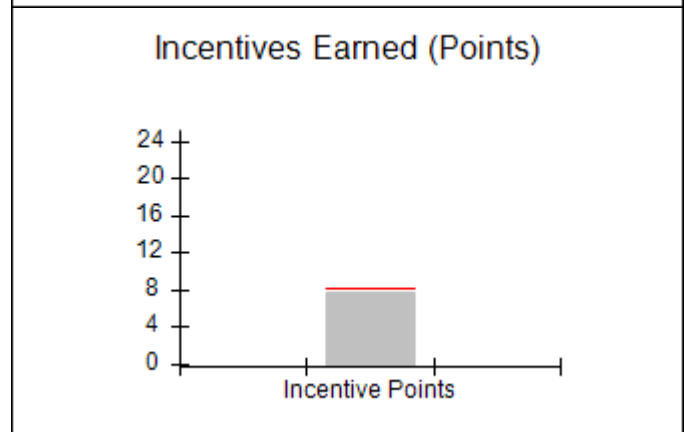
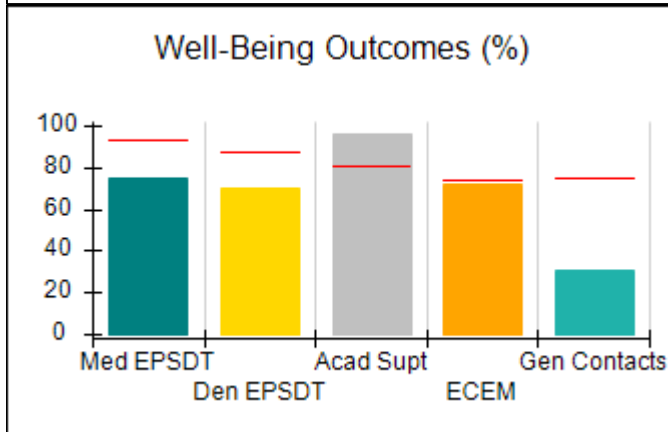
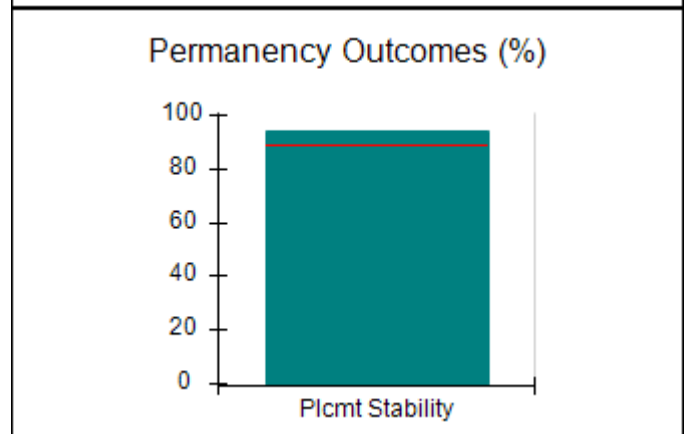
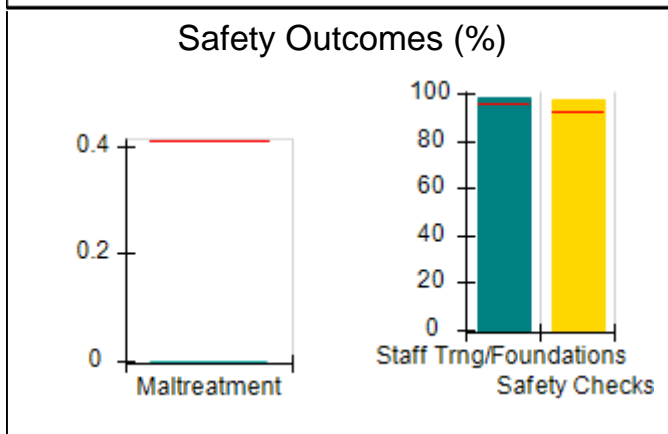
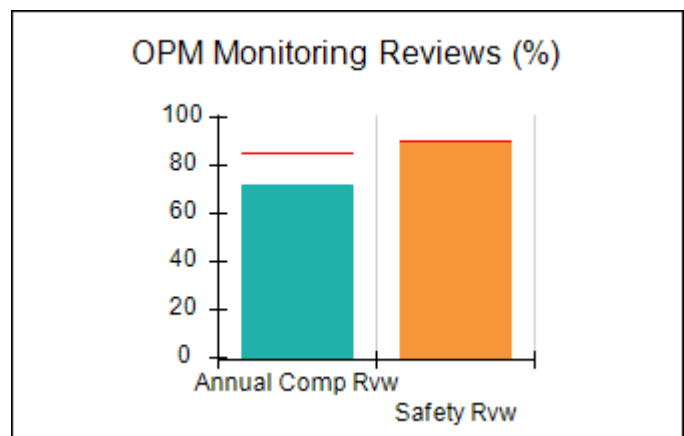
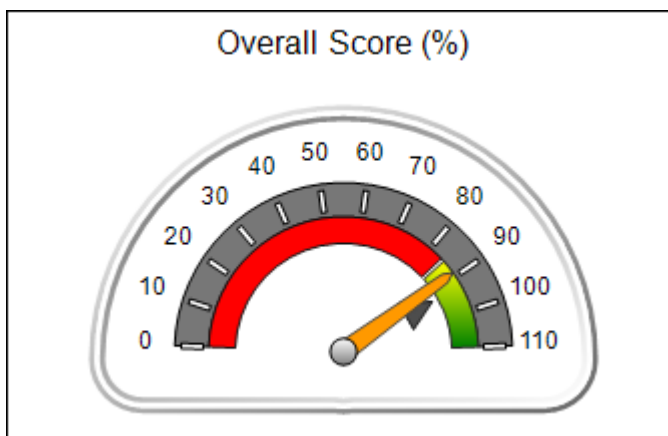


**DHS, DFCS, Office of Provider Management**  
**Performance-Based Placement Measures**  
**RBWO Provider GA+SCORECARD - CCI**  
**Report Quarter: Q3 FY2019**



Provider/Program Name: Kidspeace - Bowdon Residential Campus (715) - CCI			
101 Kidspeace Dr., Bowdon, GA 30108	Quarterly Scores (Grades)		Current Quarter Score (Grade)
Phone: 770-437-7219	Q1: 78.42 (C+)	Q2: 88.45 (B+)	<b>88.87%</b> <b>(B+)</b>
Vendor ID# 35437	Q3: 88.87 (B+)	Q4: N/A	
Program Census Information:	# Children in Care During Quarter: 32	# Placements During Quarter: 32	# Children in Care On Last Day: 20
Quarterly Provider Comparisons to All CCIs			

▼ — indicates average for all CCIs





DHS, DFCS, Office of Provider Management  
**Performance-Based Placement Measures**  
**RBWO Provider GA+SCORECARD - CCI**  
 Report Quarter: Q3 FY2019



Provider/Program Name: Kidspeace - Bowdon Residential Campus (715) - CCI				
101 Kidspeace Dr., Bowdon, GA 30108		Quarterly Scores (Grades)		Current Quarter Score (Grade)
Phone: 770-437-7219		Q1: 78.42 (C+)	Q2: 88.45 (B+)	<b>88.87%</b> <b>(B+)</b>
Vendor ID# 35437		Q3: 88.87 (B+)	Q4: N/A	
Program Census Information:		# Children in Care During Quarter: 32	# Placements During Quarter: 32	# Children in Care On Last Day: 20
	Avg Performance All CCIs (%)	Provider Performance (%)*	Possible Points (Weight)	Provider Points Earned
<b>OPM Monitoring Reviews</b>				
Annual Comprehensive Reviews	85%	72%	25	17.89
Safety Reviews	90%	91%	15	13.58
<b>Monitoring Sub-Total</b>			<b>40</b>	<b>31.48</b>
<b>CCI Safety Outcomes</b>				
Incidence of Maltreatment	0.41%	No Substantiated Reports	10	10.00
Staff Training/Foundations	96%	98%	5	4.90
Staff Safety Checks	92%	97%	5	4.85
<b>Safety Sub-Total</b>			<b>20</b>	<b>19.75</b>
<b>CCI Permanency Outcomes</b>				
Placement Stability	89%	94%	15	14.10
<b>Permanency Sub-Total</b>			<b>15</b>	<b>14.10</b>
<b>CCI Well-Being Outcomes</b>				
EPSDT Medical Visits	93%	75%	4	3.00
EPSDT Dental Visits	87%	70%	4	2.80
Academic Supports	81%	96%	3	2.88
Provider ECEM Visits	74%	72%	7	5.04
Provider General Contacts	75%	31%	7	2.17
Placements with Siblings	36%	Not Eligible	Not Scored	Not Scored
Placements within Legal County	14%	0%	Not Scored	Not Scored
<b>Well-Being Sub-Total</b>			<b>25</b>	<b>15.89</b>
*Performance calculation descriptions can be found in the FY 2019 RBWO PBP Measurements and Standards Guide.				

Monitoring & Outcomes: Possible Points = 100		Points Earned = 81.22	
Score Before Incentives Credit		81.22%	
Incentives Awarded		7.65 pts	
PBP Verification		N/A pts	
Total Score		88.87%	





**DHS, DFCS, Office of Provider Management**  
**Performance-Based Placement Measures**  
**RBWO Provider GA+SCORECARD - CCI**  
**Report Quarter: Q3 FY2019**



**Provider/Program Name: Kidspeace - Bowdon Residential Campus (715) - CCI**

Program Census Information:		# Children in Care During Quarter: 32	# Placements During Quarter: 32	# Children in Care On Last Day: 20
CCI Incentive Credits	Avg Performance All CCIs (Points)	Provider Performance (%)*	Possible Points (Weight)	Provider Points Earned
Early EPSDT Medical Visits		50%	2	1.00
Early EPSDT Dental Visits		25%	2	0.50
Permanency Contacts		3%	5	0.15
Additional Academic Supports		0%	2	0.00
HS Grad/GED/Prof or Trade Certificate/College		N/A	10/5/5/1	
EYSS Agreement		Not Eligible	5	
Community Connections		0%	4	0.00
Active Agency Accreditation		50%	4	2.00
Staff Clinical Licensure		0%	5	0.00
Behavior Management (threshold = 0)		100%	4	4.00
<b>Incentives Total</b>	<b>8.21</b>			<b>7.65</b>
Maximum total combined incentive credit allowed is 10 points.			<b>Incentives Awarded</b>	<b>7.65</b>

\*Performance calculation descriptions can be found in the FY 2019 RBWO PBP Measurements and Standards Guide.

**Child Protective Services Investigations and Dispositions**

The following investigations data, which is not used for scoring but is considered significant to a provider's performance, is from Georgia SHINES and is not considered final or complete until the end of the fiscal year.

Total Reports:	6
Number Screened In:	5
Number Screened Out:	1
Number Substantiated:	0
Number Unsubstantiated:	3
Number Active CPS Investigations:	2



# Performance-Based Placement Measures

## RBWO Provider GA+SCORECARD - CCI

Report Quarter: Q3 FY2019

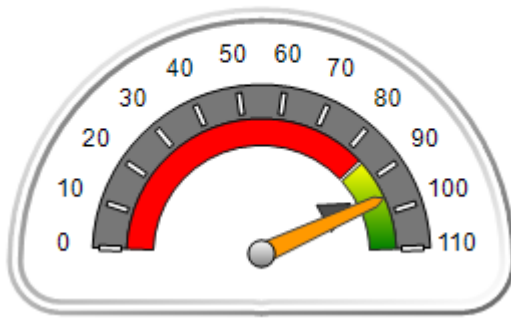
**Provider/Program Name: LDL & C Enterprise (formerly Beth-Ester Ministries) - dba Restoration House 1 (817) - CCI**

53 Poplar St., Newnan, GA 30263	Quarterly Scores (Grades)		Current Quarter Score (Grade)
Phone: 404-886-1442	Q1: 90.68 (A-)	Q2: 86.43 (B)	<b>95.94%</b> <b>(A)</b>
Vendor ID# 150313	Q3: 95.94 (A)	Q4: N/A	
Program Census Information:	# Children in Care During Quarter: 6	# Placements During Quarter: 6	# Children in Care On Last Day: 6

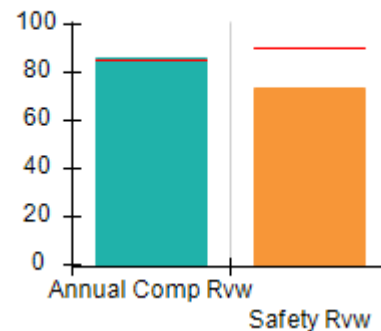
### Quarterly Provider Comparisons to All CCIs

indicates average for all CCIs

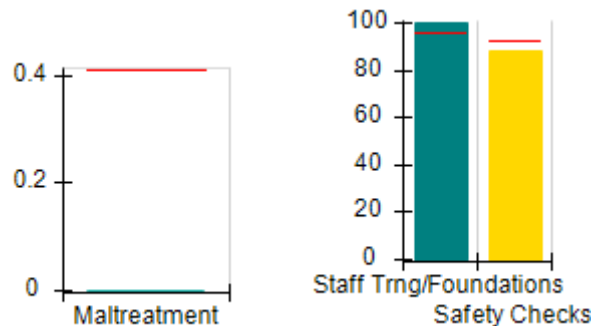
Overall Score (%)



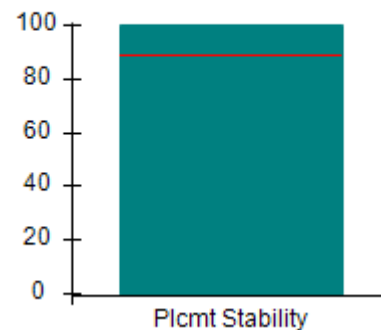
OPM Monitoring Reviews (%)



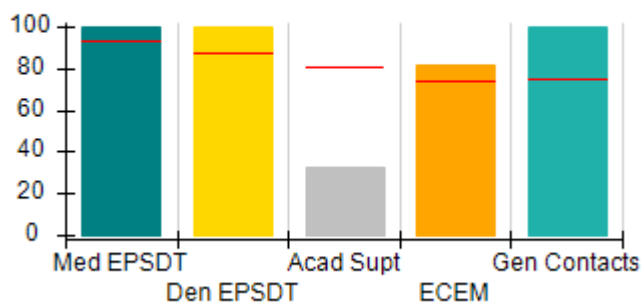
Safety Outcomes (%)



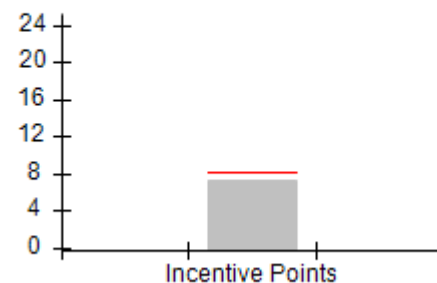
Permanency Outcomes (%)



Well-Being Outcomes (%)



Incentives Earned (Points)





## Performance-Based Placement Measures

### RBWO Provider GA+SCORECARD - CCI

Report Quarter: Q3 FY2019

<b>Provider/Program Name: LDL &amp; C Enterprise (formerly Beth-Ester Ministries) - dba Restoration House 1 (817) - CCI</b>				
<b>53 Poplar St., Newnan, GA 30263</b>		<b>Quarterly Scores (Grades)</b>		<b>Current Quarter Score (Grade)</b>
<b>Phone: 404-886-1442</b>		<b>Q1: 90.68 (A-)</b>	<b>Q2: 86.43 (B)</b>	<b>95.94% (A)</b>
<b>Vendor ID# 150313</b>		<b>Q3: 95.94 (A)</b>	<b>Q4: N/A</b>	
Program Census Information:		# Children in Care During Quarter: 6	# Placements During Quarter: 6	# Children in Care On Last Day: 6
	<b>Avg Performance All CCIs (%)</b>	<b>Provider Performance (%)*</b>	<b>Possible Points (Weight)</b>	<b>Provider Points Earned</b>
<b>OPM Monitoring Reviews</b>				
Annual Comprehensive Reviews	85%	86%	25	21.51
Safety Reviews	90%	74%	15	11.06
<b>Monitoring Sub-Total</b>			<b>40</b>	<b>32.57</b>
<b>CCI Safety Outcomes</b>				
Incidence of Maltreatment	0.41%	No Substantiated Reports	10	10.00
Staff Training/Foundations	96%	100%	5	5.00
Staff Safety Checks	92%	88%	5	4.40
<b>Safety Sub-Total</b>			<b>20</b>	<b>19.40</b>
<b>CCI Permanency Outcomes</b>				
Placement Stability	89%	100%	15	15.00
<b>Permanency Sub-Total</b>			<b>15</b>	<b>15.00</b>
<b>CCI Well-Being Outcomes</b>				
EPSDT Medical Visits	93%	100%	4	4.00
EPSDT Dental Visits	87%	100%	4	4.00
Academic Supports	81%	33%	3	0.99
Provider ECEM Visits	74%	82%	7	5.74
Provider General Contacts	75%	100%	7	7.00
Placements with Siblings	36%	0%	Not Scored	Not Scored
Placements within Legal County	14%	0%	Not Scored	Not Scored
<b>Well-Being Sub-Total</b>			<b>25</b>	<b>21.73</b>
*Performance calculation descriptions can be found in the FY 2019 RBWO PBP Measurements and Standards Guide.				

<b>Monitoring &amp; Outcomes: Possible Points = 100</b>	<b>Points Earned = 88.70</b>
<b>Score Before Incentives Credit</b>	<b>88.70%</b>
<b>Incentives Awarded</b>	<b>7.24 pts</b>
<b>PBP Verification</b>	<b>N/A pts</b>
<b>Total Score</b>	<b>95.94%</b>



DHS, DFCS, Office of Provider Management  
**Performance-Based Placement Measures**  
**RBWO Provider GA+SCORECARD - CCI**



Report Quarter: Q3 FY2019

**Provider/Program Name: LDL & C Enterprise (formerly Beth-Ester Ministries) - dba Restoration House 1 (817) - CCI**

Program Census Information:		# Children in Care During Quarter: 6	# Placements During Quarter: 6	# Children in Care On Last Day: 6
CCI Incentive Credits	Avg Performance All CCIs (Points)	Provider Performance (%)*	Possible Points (Weight)	Provider Points Earned
Early EPSDT Medical Visits		100%	2	2.00
Early EPSDT Dental Visits		50%	2	1.00
Permanency Contacts		None Planned	5	
Additional Academic Supports		12%	2	0.24
HS Grad/GED/Prof or Trade Certificate/College		N/A	10/5/5/1	
EYSS Agreement		Not Eligible	5	
Community Connections		0%	4	0.00
Active Agency Accreditation		0%	4	0.00
Staff Clinical Licensure		0%	5	0.00
Behavior Management (threshold = 0)		100%	4	4.00
<b>Incentives Total</b>	<b>8.21</b>			<b>7.24</b>
Maximum total combined incentive credit allowed is 10 points.			<b>Incentives Awarded</b>	<b>7.24</b>

\*Performance calculation descriptions can be found in the FY 2019 RBWO PBP Measurements and Standards Guide.

### Child Protective Services Investigations and Dispositions

The following investigations data, which is not used for scoring but is considered significant to a provider's performance, is from Georgia SHINES and is not considered final or complete until the end of the fiscal year.

Total Reports:	0	
Number Screened In:	0	
Number Screened Out:	0	
Number Substantiated:	0	
Number Unsubstantiated:	0	
Number Active CPS Investigations:	0	



DHS, DFCS, Office of Provider Management  
**Performance-Based Placement Measures**  
**RBWO Provider GA+SCORECARD - CCI**



Report Quarter: Q3 FY2019

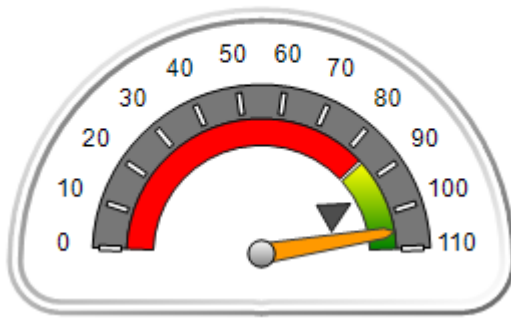
**Provider/Program Name: Liberty County Children's Home - dba Gabriel's House (725) - CCI**

6145 E. Oglethorpe Highway, Midway, GA 31320	Quarterly Scores (Grades)		Current Quarter Score (Grade)
Phone: 912-884-4593	Q1: 106.75 (A+)	Q2: 105.64 (A+)	<b>105.40%</b> <b>(A+)</b>
Vendor ID# 35444	Q3: 105.40 (A+)	Q4: N/A	
Program Census Information:	# Children in Care During Quarter: 13	# Placements During Quarter: 13	# Children in Care On Last Day: 9

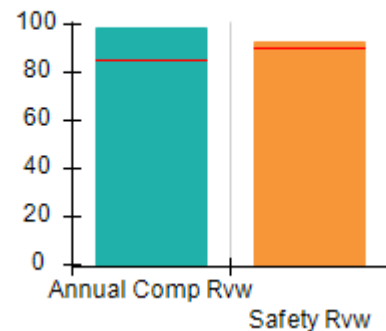
**Quarterly Provider Comparisons to All CCIs**

▼ — indicates average for all CCIs

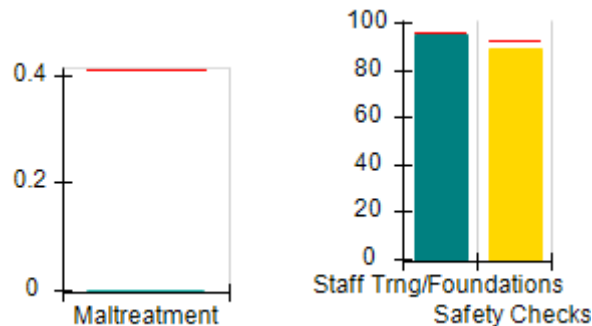
Overall Score (%)



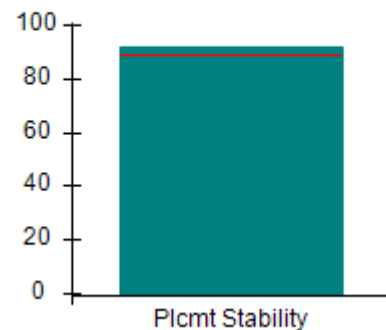
OPM Monitoring Reviews (%)



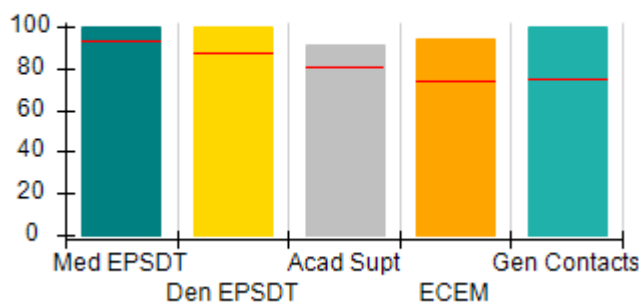
Safety Outcomes (%)



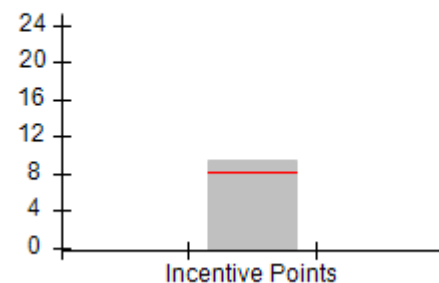
Permanency Outcomes (%)



Well-Being Outcomes (%)



Incentives Earned (Points)





# Performance-Based Placement Measures

## RBWO Provider GA+SCORECARD - CCI

Report Quarter: Q3 FY2019

### Provider/Program Name: Liberty County Children's Home - dba Gabriel's House (725) - CCI

6145 E. Oglethorpe Highway, Midway, GA 31320		Quarterly Scores (Grades)		Current Quarter Score (Grade)
Phone: 912-884-4593		Q1: 106.75 (A+)	Q2: 105.64 (A+)	105.40% (A+)
Vendor ID# 35444		Q3: 105.40 (A+)	Q4: N/A	
Program Census Information:		# Children in Care During Quarter: 13	# Placements During Quarter: 13	# Children in Care On Last Day: 9
	Avg Performance All CCIs (%)	Provider Performance (%)*	Possible Points (Weight)	Provider Points Earned
<b>OPM Monitoring Reviews</b>				
Annual Comprehensive Reviews	85%	99%	25	24.70
Safety Reviews	90%	93%	15	13.92
<b>Monitoring Sub-Total</b>			<b>40</b>	<b>38.61</b>
<b>CCI Safety Outcomes</b>				
Incidence of Maltreatment	0.41%	No Substantiated Reports	10	10.00
Staff Training/Foundations	96%	95%	5	4.75
Staff Safety Checks	92%	89%	5	4.45
<b>Safety Sub-Total</b>			<b>20</b>	<b>19.20</b>
<b>CCI Permanency Outcomes</b>				
Placement Stability	89%	92%	15	13.80
<b>Permanency Sub-Total</b>			<b>15</b>	<b>13.80</b>
<b>CCI Well-Being Outcomes</b>				
EPSDT Medical Visits	93%	100%	4	4.00
EPSDT Dental Visits	87%	100%	4	4.00
Academic Supports	81%	91%	3	2.73
Provider ECEM Visits	74%	94%	7	6.58
Provider General Contacts	75%	100%	7	7.00
Placements with Siblings	36%	65%	Not Scored	Not Scored
Placements within Legal County	14%	Not Eligible	Not Scored	Not Scored
<b>Well-Being Sub-Total</b>			<b>25</b>	<b>24.31</b>

\*Performance calculation descriptions can be found in the FY 2019 RBWO PBP Measurements and Standards Guide.

<b>Monitoring &amp; Outcomes: Possible Points = 100</b>		<b>Points Earned = 95.92</b>	
<b>Score Before Incentives Credit</b>			<b>95.92%</b>
<b>Incentives Awarded</b>			<b>9.48 pts</b>
<b>PBP Verification</b>			<b>N/A pts</b>
<b>Total Score</b>			<b>105.40%</b>



**DHS, DFCS, Office of Provider Management**  
**Performance-Based Placement Measures**  
**RBWO Provider GA+SCORECARD - CCI**



**Report Quarter: Q3 FY2019**

**Provider/Program Name: Liberty County Children's Home - dba Gabriel's House (725) - CCI**

Program Census Information:		# Children in Care During Quarter: 13	# Placements During Quarter: 13	# Children in Care On Last Day: 9
CCI Incentive Credits	Avg Performance All CCIs (Points)	Provider Performance (%)*	Possible Points (Weight)	Provider Points Earned
Early EPSDT Medical Visits		100%	2	2.00
Early EPSDT Dental Visits		100%	2	2.00
Permanency Contacts		None Planned	5	
Additional Academic Supports		74%	2	1.48
HS Grad/GED/Prof or Trade Certificate/College		N/A	10/5/5/1	
EYSS Agreement		Not Eligible	5	
Community Connections		0%	4	0.00
Active Agency Accreditation		0%	4	0.00
Staff Clinical Licensure		0%	5	0.00
Behavior Management (threshold = 0)		100%	4	4.00
<b>Incentives Total</b>	<b>8.21</b>			<b>9.48</b>
Maximum total combined incentive credit allowed is 10 points.			<b>Incentives Awarded</b>	<b>9.48</b>

\*Performance calculation descriptions can be found in the FY 2019 RBWO PBP Measurements and Standards Guide.

**Child Protective Services Investigations and Dispositions**

The following investigations data, which is not used for scoring but is considered significant to a provider's performance, is from Georgia SHINES and is not considered final or complete until the end of the fiscal year.

Total Reports:	0
Number Screened In:	0
Number Screened Out:	0
Number Substantiated:	0
Number Unsubstantiated:	0
Number Active CPS Investigations:	0



DHS, DFCS, Office of Provider Management  
**Performance-Based Placement Measures**  
**RBWO Provider GA+SCORECARD - CCI**



Report Quarter: Q3 FY2019

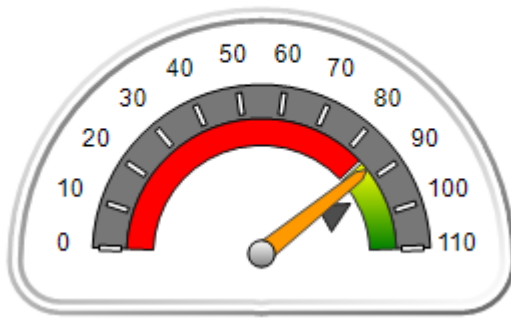
**Provider/Program Name: Light of Hope and Love Ministry, Inc. - Heritage House (5143) - CCI**

3117 Macedonia Court, Powder Springs, GA 30127	Quarterly Scores (Grades)		Current Quarter Score (Grade)
Phone: 770-906-1190	Q1: 84.83 (B)	Q2: 87.17 (B+)	<b>87.17%</b> <b>(B+)</b>
Vendor ID# 115384	Q3: 87.17 (B+)	Q4: N/A	
Program Census Information:	# Children in Care During Quarter: 0	# Placements During Quarter: 0	# Children in Care On Last Day: 0

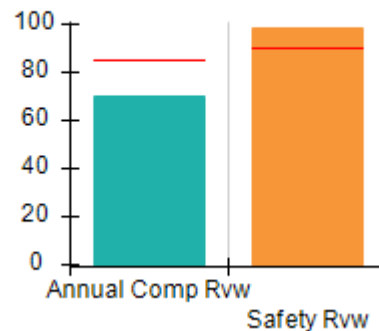
**Quarterly Provider Comparisons to All CCIs**

▼ — indicates average for all CCIs

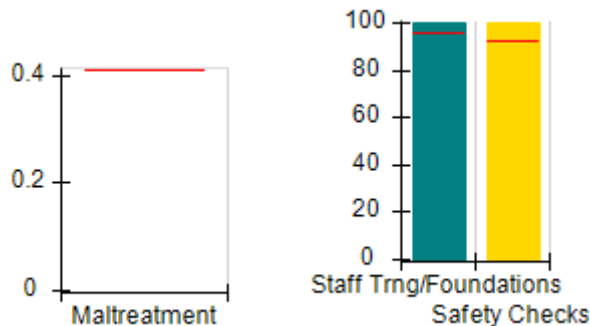
Overall Score (%)



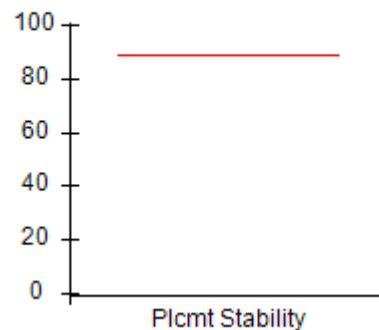
OPM Monitoring Reviews (%)



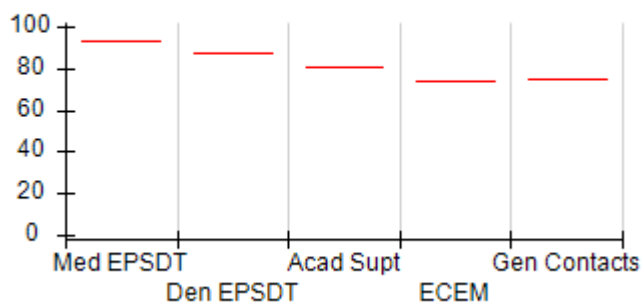
Safety Outcomes (%)



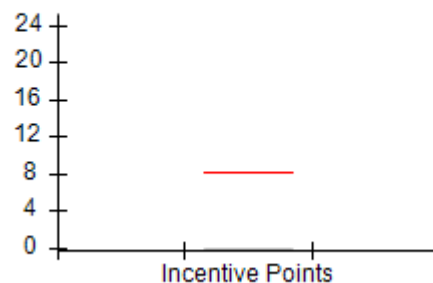
Permanency Outcomes (%)



Well-Being Outcomes (%)



Incentives Earned (Points)







## Performance-Based Placement Measures

### RBWO Provider GA+SCORECARD - CCI

Report Quarter: Q3 FY2019

**Provider/Program Name: Light of Hope and Love Ministry, Inc. - Heritage House (5143) - CCI**

3117 Macedonia Court, Powder Springs, GA 30127		Quarterly Scores (Grades)		Current Quarter Score (Grade)
Phone: 770-906-1190		Q1: 84.83 (B)	Q2: 87.17 (B+)	<b>87.17% (B+)</b>
Vendor ID# 115384		Q3: 87.17 (B+)	Q4: N/A	
Program Census Information:		# Children in Care During Quarter: 0	# Placements During Quarter: 0	# Children in Care On Last Day: 0
	Avg Performance All CCIs (%)	Provider Performance (%)*	Possible Points (Weight)	Provider Points Earned
<b>OPM Monitoring Reviews</b>				
Annual Comprehensive Reviews	85%	70%	25	17.49
Safety Reviews	90%	99%	15	14.81
<b>Monitoring Sub-Total</b>			<b>40</b>	<b>32.30</b>
<b>CCI Safety Outcomes</b>				
Incidence of Maltreatment	0.41%	Not Eligible		
Staff Training/Foundations	96%	100%	10	10.00
Staff Safety Checks	92%	100%	10	10.00
<b>Safety Sub-Total</b>			<b>20</b>	<b>20.00</b>
<b>CCI Permanency Outcomes</b>				
Placement Stability	89%	Not Eligible		
<b>Permanency Sub-Total</b>			<b>N/A</b>	
<b>CCI Well-Being Outcomes</b>				
EPSDT Medical Visits	93%	Not Eligible		
EPSDT Dental Visits	87%	Not Eligible		
Academic Supports	81%	Not Eligible		
Provider ECEM Visits	74%	Not Eligible		
Provider General Contacts	75%	Not Eligible		
Placements with Siblings	36%	Not Eligible	Not Scored	Not Scored
Placements within Legal County	14%	Not Eligible	Not Scored	Not Scored
<b>Well-Being Sub-Total</b>			<b>N/A</b>	

\*Performance calculation descriptions can be found in the FY 2019 RBWO PBP Measurements and Standards Guide.

<b>Monitoring &amp; Outcomes: Possible Points = 60</b>		<b>Points Earned = 52.30</b>	
<b>Score Before Incentives Credit</b>			<b>87.17%</b>
<b>Incentives Awarded</b>			<b>0.00 pts</b>
<b>PBP Verification</b>			<b>N/A pts</b>
<b>Total Score</b>			<b>87.17%</b>



DHS, DFCS, Office of Provider Management  
**Performance-Based Placement Measures**  
**RBWO Provider GA+SCORECARD - CCI**



Report Quarter: Q3 FY2019

**Provider/Program Name: Light of Hope and Love Ministry, Inc. - Heritage House (5143) - CCI**

Program Census Information:		# Children in Care During Quarter: 0	# Placements During Quarter: 0	# Children in Care On Last Day: 0
CCI Incentive Credits	Avg Performance All CCIs (Points)	Provider Performance (%)*	Possible Points (Weight)	Provider Points Earned
Early EPSDT Medical Visits		Not Eligible	2	
Early EPSDT Dental Visits		Not Eligible	2	
Permanency Contacts		None Planned	5	
Additional Academic Supports		Not Eligible	2	
HS Grad/GED/Prof or Trade Certificate/College		N/A	10/5/5/1	
EYSS Agreement		Not Eligible	5	
Community Connections		Not Eligible	4	
Active Agency Accreditation		0%	4	0.00
Staff Clinical Licensure		0%	5	0.00
Behavior Management (threshold = 0)		0%	4	
<b>Incentives Total</b>	<b>8.21</b>			<b>0.00</b>
Maximum total combined incentive credit allowed is 10 points.			<b>Incentives Awarded</b>	<b>0.00</b>

\*Performance calculation descriptions can be found in the FY 2019 RBWO PBP Measurements and Standards Guide.

**Child Protective Services Investigations and Dispositions**

The following investigations data, which is not used for scoring but is considered significant to a provider's performance, is from Georgia SHINES and is not considered final or complete until the end of the fiscal year.

Total Reports:	0
Number Screened In:	0
Number Screened Out:	0
Number Substantiated:	0
Number Unsubstantiated:	0
Number Active CPS Investigations:	0



DHS, DFCS, Office of Provider Management

## Performance-Based Placement Measures

### RBWO Provider GA+SCORECARD - CCI



Report Quarter: Q3 FY2019

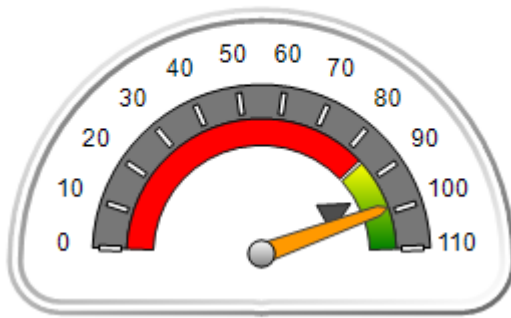
**Provider/Program Name: Little Debbie's Second Chance Home, Inc. - (formerly Celine's Place) (884) - CCI**

1768 Young Rd., Stone Mountain, GA 30058	Quarterly Scores (Grades)		Current Quarter Score (Grade)
Phone: 404-296-1311	Q1: 99.26 (A+)	Q2: 99.13 (A+)	<b>98.74%</b> <b>(A+)</b>
Vendor ID# 35260	Q3: 98.74 (A+)	Q4: N/A	
Program Census Information:	# Children in Care During Quarter: 9	# Placements During Quarter: 9	# Children in Care On Last Day: 3

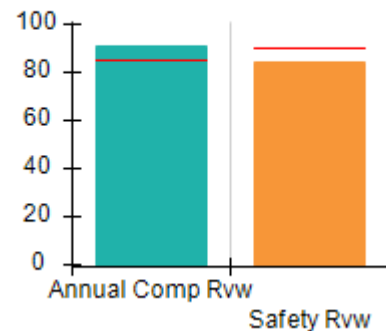
### Quarterly Provider Comparisons to All CCIs

▼ — indicates average for all CCIs

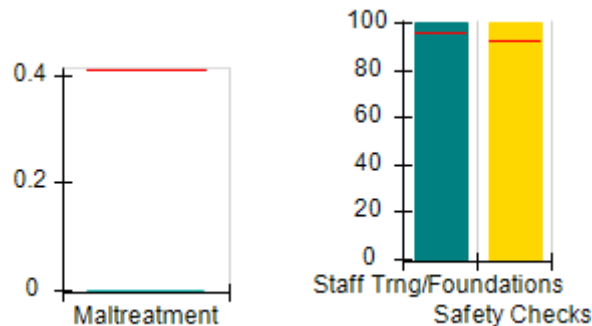
Overall Score (%)



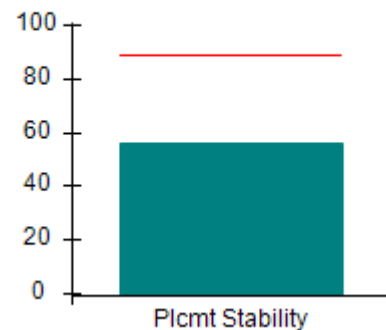
OPM Monitoring Reviews (%)



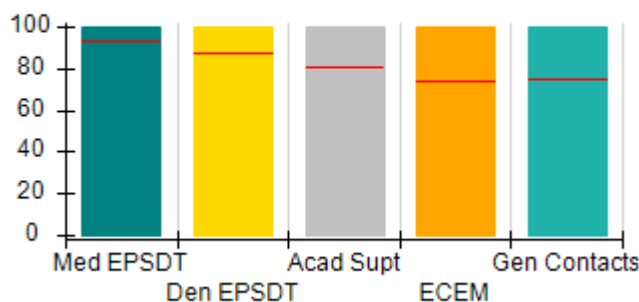
Safety Outcomes (%)



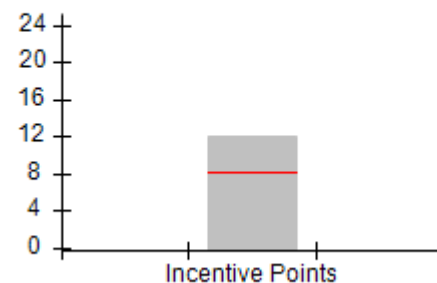
Permanency Outcomes (%)



Well-Being Outcomes (%)



Incentives Earned (Points)





DHS, DFCS, Office of Provider Management  
**Performance-Based Placement Measures**  
**RBWO Provider GA+SCORECARD - CCI**



Report Quarter: Q3 FY2019

**Provider/Program Name: Little Debbie's Second Chance Home, Inc. - (formerly Celine's Place) (884) - CCI**

1768 Young Rd., Stone Mountain, GA 30058	Quarterly Scores (Grades)		Current Quarter Score (Grade)
Phone: 404-296-1311	Q1: 99.26 (A+)	Q2: 99.13 (A+)	<b>98.74% (A+)</b>
Vendor ID# 35260	Q3: 98.74 (A+)	Q4: N/A	

Program Census Information:	# Children in Care During Quarter: 9	# Placements During Quarter: 9	# Children in Care On Last Day: 3
-----------------------------	--------------------------------------	--------------------------------	-----------------------------------

	Avg Performance All CCIs (%)	Provider Performance (%)*	Possible Points (Weight)	Provider Points Earned
--	------------------------------	---------------------------	--------------------------	------------------------

**OPM Monitoring Reviews**

Annual Comprehensive Reviews	85%	91%	25	22.68
Safety Reviews	90%	84%	15	12.66
<b>Monitoring Sub-Total</b>			<b>40</b>	<b>35.34</b>

**CCI Safety Outcomes**

Incidence of Maltreatment	0.41%	No Substantiated Reports	10	10.00
Staff Training/Foundations	96%	100%	5	5.00
Staff Safety Checks	92%	100%	5	5.00
<b>Safety Sub-Total</b>			<b>20</b>	<b>20.00</b>

**CCI Permanency Outcomes**

Placement Stability	89%	56%	15	8.40
<b>Permanency Sub-Total</b>			<b>15</b>	<b>8.40</b>

**CCI Well-Being Outcomes**

EPSDT Medical Visits	93%	100%	4	4.00
EPSDT Dental Visits	87%	100%	4	4.00
Academic Supports	81%	100%	3	3.00
Provider ECEM Visits	74%	100%	7	7.00
Provider General Contacts	75%	100%	7	7.00
Placements with Siblings	36%	Not Eligible	Not Scored	Not Scored
Placements within Legal County	14%	0%	Not Scored	Not Scored
<b>Well-Being Sub-Total</b>			<b>25</b>	<b>25.00</b>

\*Performance calculation descriptions can be found in the FY 2019 RBWO PBP Measurements and Standards Guide.

<b>Monitoring &amp; Outcomes: Possible Points = 100</b>	<b>Points Earned = 88.74</b>
<b>Score Before Incentives Credit</b>	<b>88.74%</b>
<b>Incentives Awarded</b>	<b>10.00 pts</b>
<b>PBP Verification</b>	<b>N/A pts</b>
<b>Total Score</b>	<b>98.74%</b>



DHS, DFCS, Office of Provider Management  
**Performance-Based Placement Measures**  
**RBWO Provider GA+SCORECARD - CCI**



Report Quarter: Q3 FY2019

**Provider/Program Name: Little Debbie's Second Chance Home, Inc. - (formerly Celine's Place) (884) - CCI**

Program Census Information:		# Children in Care During Quarter: 9	# Placements During Quarter: 9	# Children in Care On Last Day: 3
CCI Incentive Credits	Avg Performance All CCIs (Points)	Provider Performance (%)*	Possible Points (Weight)	Provider Points Earned
Early EPSDT Medical Visits		100%	2	2.00
Early EPSDT Dental Visits		100%	2	2.00
Permanency Contacts		None Planned	5	
Additional Academic Supports		100%	2	2.00
HS Grad/GED/Prof or Trade Certificate/College		N/A	10/5/5/1	
EYSS Agreement		Not Eligible	5	
Community Connections		Not Eligible	4	
Active Agency Accreditation		50%	4	2.00
Staff Clinical Licensure		0%	5	0.00
Behavior Management (threshold = 0)		100%	4	4.00
<b>Incentives Total</b>	<b>8.21</b>			<b>12.00</b>
Maximum total combined incentive credit allowed is 10 points.			<b>Incentives Awarded</b>	<b>10.00</b>

\*Performance calculation descriptions can be found in the FY 2019 RBWO PBP Measurements and Standards Guide.

**Child Protective Services Investigations and Dispositions**

The following investigations data, which is not used for scoring but is considered significant to a provider's performance, is from Georgia SHINES and is not considered final or complete until the end of the fiscal year.

Total Reports:	0
Number Screened In:	0
Number Screened Out:	0
Number Substantiated:	0
Number Unsubstantiated:	0
Number Active CPS Investigations:	0



DHS, DFCS, Office of Provider Management

## Performance-Based Placement Measures

### RBWO Provider GA+SCORECARD - CCI



Report Quarter: Q3 FY2019

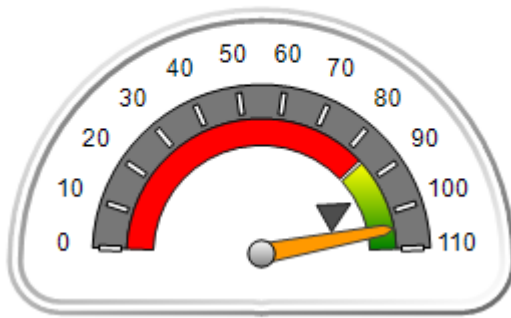
**Provider/Program Name: Little Debbie's Second Chance Home, Inc. - Boyz2Men (1042) - CCI**

5224 Shawn Lane, Stone Mountain, GA 30088	Quarterly Scores (Grades)		Current Quarter Score (Grade)
Phone: 404-296-1311	Q1: 99.68 (A+)	Q2: 107.40 (A+)	<b>104.50%</b> <b>(A+)</b>
Vendor ID# 73965	Q3: 104.50 (A+)	Q4: N/A	
Program Census Information:	# Children in Care During Quarter: 6	# Placements During Quarter: 6	# Children in Care On Last Day: 5

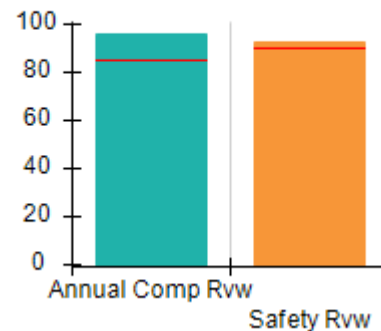
### Quarterly Provider Comparisons to All CCIs

▼ — indicates average for all CCIs

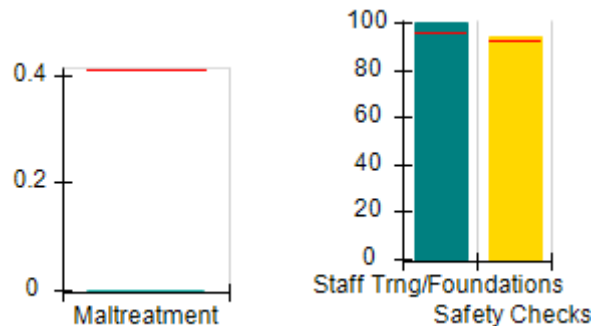
Overall Score (%)



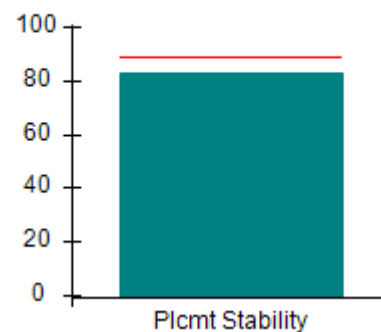
OPM Monitoring Reviews (%)



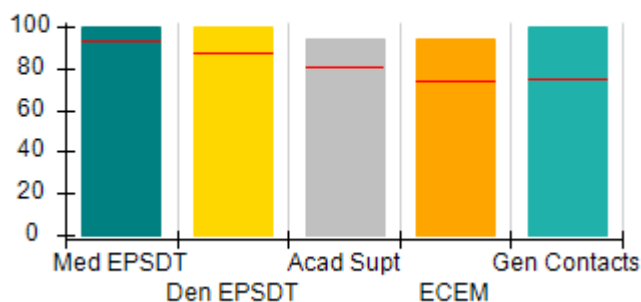
Safety Outcomes (%)



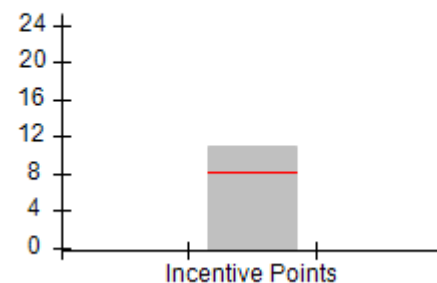
Permanency Outcomes (%)



Well-Being Outcomes (%)



Incentives Earned (Points)





# Performance-Based Placement Measures

## RBWO Provider GA+SCORECARD - CCI

Report Quarter: Q3 FY2019

**Provider/Program Name: Little Debbie's Second Chance Home, Inc. - Boyz2Men (1042) - CCI**

5224 Shawn Lane, Stone Mountain, GA 30088	Quarterly Scores (Grades)		Current Quarter Score (Grade)
Phone: 404-296-1311	Q1: 99.68 (A+)	Q2: 107.40 (A+)	<b>104.50% (A+)</b>
Vendor ID# 73965	Q3: 104.50 (A+)	Q4: N/A	

Program Census Information:	# Children in Care During Quarter: 6	# Placements During Quarter: 6	# Children in Care On Last Day: 5
-----------------------------	--------------------------------------	--------------------------------	-----------------------------------

	Avg Performance All CCIs (%)	Provider Performance (%)*	Possible Points (Weight)	Provider Points Earned
--	------------------------------	---------------------------	--------------------------	------------------------

**OPM Monitoring Reviews**

Annual Comprehensive Reviews	85%	96%	25	24.09
Safety Reviews	90%	92%	15	13.86
<b>Monitoring Sub-Total</b>			<b>40</b>	<b>37.95</b>

**CCI Safety Outcomes**

Incidence of Maltreatment	0.41%	No Substantiated Reports	10	10.00
Staff Training/Foundations	96%	100%	5	5.00
Staff Safety Checks	92%	94%	5	4.70
<b>Safety Sub-Total</b>			<b>20</b>	<b>19.70</b>

**CCI Permanency Outcomes**

Placement Stability	89%	83%	15	12.45
<b>Permanency Sub-Total</b>			<b>15</b>	<b>12.45</b>

**CCI Well-Being Outcomes**

EPSDT Medical Visits	93%	100%	4	4.00
EPSDT Dental Visits	87%	100%	4	4.00
Academic Supports	81%	94%	3	2.82
Provider ECEM Visits	74%	94%	7	6.58
Provider General Contacts	75%	100%	7	7.00
Placements with Siblings	36%	Not Eligible	Not Scored	Not Scored
Placements within Legal County	14%	0%	Not Scored	Not Scored
<b>Well-Being Sub-Total</b>			<b>25</b>	<b>24.40</b>

\*Performance calculation descriptions can be found in the FY 2019 RBWO PBP Measurements and Standards Guide.

<b>Monitoring &amp; Outcomes: Possible Points = 100</b>	<b>Points Earned = 94.50</b>
<b>Score Before Incentives Credit</b>	<b>94.50%</b>
<b>Incentives Awarded</b>	<b>10.00 pts</b>
<b>PBP Verification</b>	<b>N/A pts</b>
<b>Total Score</b>	<b>104.50%</b>



**DHS, DFCS, Office of Provider Management**  
**Performance-Based Placement Measures**  
**RBWO Provider GA+SCORECARD - CCI**



**Report Quarter: Q3 FY2019**

**Provider/Program Name: Little Debbie's Second Chance Home, Inc. - Boyz2Men (1042) - CCI**

Program Census Information:		# Children in Care During Quarter: 6	# Placements During Quarter: 6	# Children in Care On Last Day: 5
CCI Incentive Credits	Avg Performance All CCIs (Points)	Provider Performance (%)*	Possible Points (Weight)	Provider Points Earned
Early EPSDT Medical Visits		100%	2	2.00
Early EPSDT Dental Visits		100%	2	2.00
Permanency Contacts		None Planned	5	
Additional Academic Supports		44%	2	0.88
HS Grad/GED/Prof or Trade Certificate/College		N/A	10/5/5/1	
EYSS Agreement		Not Eligible	5	
Community Connections		0%	4	0.00
Active Agency Accreditation		50%	4	2.00
Staff Clinical Licensure		0%	5	0.00
Behavior Management (threshold = 0)		100%	4	4.00
<b>Incentives Total</b>	<b>8.21</b>			<b>10.88</b>
Maximum total combined incentive credit allowed is 10 points.			<b>Incentives Awarded</b>	<b>10.00</b>

\*Performance calculation descriptions can be found in the FY 2019 RBWO PBP Measurements and Standards Guide.

**Child Protective Services Investigations and Dispositions**

The following investigations data, which is not used for scoring but is considered significant to a provider's performance, is from Georgia SHINES and is not considered final or complete until the end of the fiscal year.

Total Reports:	0
Number Screened In:	0
Number Screened Out:	0
Number Substantiated:	0
Number Unsubstantiated:	0
Number Active CPS Investigations:	0





DHS, DFCS, Office of Provider Management

## Performance-Based Placement Measures

### RBWO Provider GA+SCORECARD - CCI



Report Quarter: Q3 FY2019

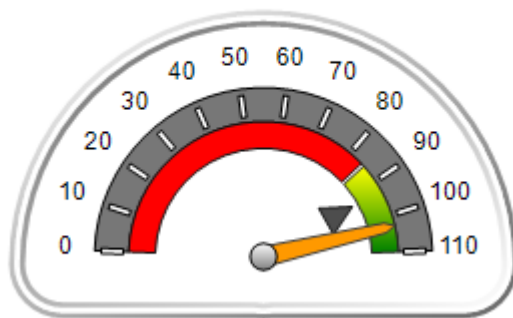
**Provider/Program Name: Little Debbie's Second Chance Home, Inc. - Columbia (5214) - CCI**

1322 Columbia Drive, Decatur, GA 30032	Quarterly Scores (Grades)		Current Quarter Score (Grade)
Phone: 404-296-1311	Q1: 104.51 (A+)	Q2: 105.73 (A+)	<b>102.98%</b> <b>(A+)</b>
Vendor ID# 136089	Q3: 102.98 (A+)	Q4: N/A	
Program Census Information:	# Children in Care During Quarter: 9	# Placements During Quarter: 9	# Children in Care On Last Day: 6

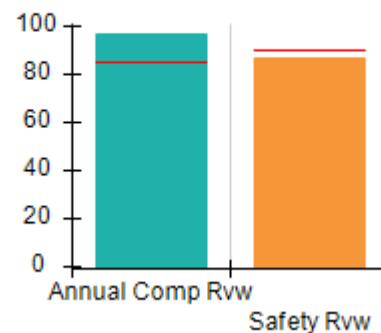
### Quarterly Provider Comparisons to All CCIs

▼ — indicates average for all CCIs

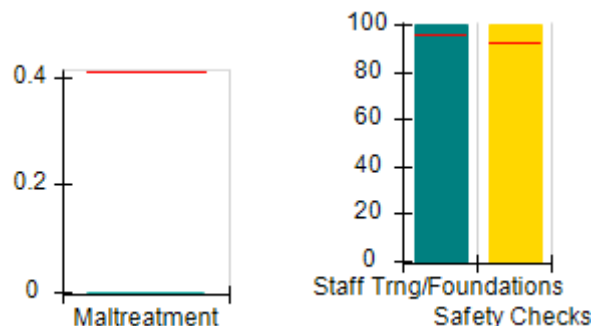
Overall Score (%)



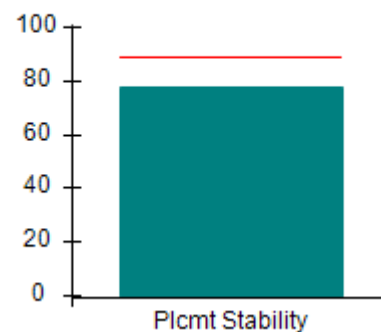
OPM Monitoring Reviews (%)



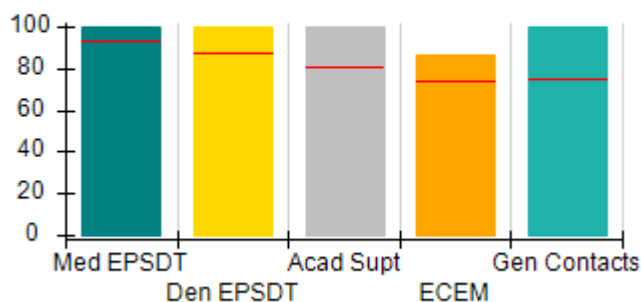
Safety Outcomes (%)



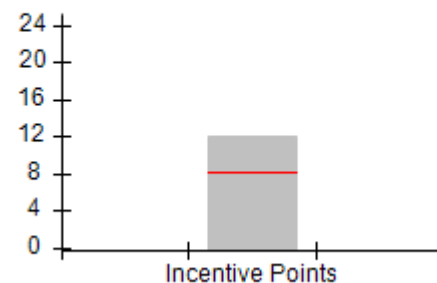
Permanency Outcomes (%)



Well-Being Outcomes (%)



Incentives Earned (Points)





# Performance-Based Placement Measures

## RBWO Provider GA+SCORECARD - CCI

Report Quarter: Q3 FY2019

### Provider/Program Name: Little Debbie's Second Chance Home, Inc. - Columbia (5214) - CCI

1322 Columbia Drive, Decatur, GA 30032	Quarterly Scores (Grades)		Current Quarter Score (Grade)
Phone: 404-296-1311	Q1: 104.51 (A+)	Q2: 105.73 (A+)	<b>102.98% (A+)</b>
Vendor ID# 136089	Q3: 102.98 (A+)	Q4: N/A	

Program Census Information:	# Children in Care During Quarter: 9	# Placements During Quarter: 9	# Children in Care On Last Day: 6
-----------------------------	--------------------------------------	--------------------------------	-----------------------------------

	Avg Performance All CCIs (%)	Provider Performance (%)*	Possible Points (Weight)	Provider Points Earned
--	------------------------------	---------------------------	--------------------------	------------------------

#### OPM Monitoring Reviews

Annual Comprehensive Reviews	85%	97%	25	24.21
Safety Reviews	90%	87%	15	13.05
<b>Monitoring Sub-Total</b>			<b>40</b>	<b>37.26</b>

#### CCI Safety Outcomes

Incidence of Maltreatment	0.41%	No Substantiated Reports	10	10.00
Staff Training/Foundations	96%	100%	5	5.00
Staff Safety Checks	92%	100%	5	5.00
<b>Safety Sub-Total</b>			<b>20</b>	<b>20.00</b>

#### CCI Permanency Outcomes

Placement Stability	89%	78%	15	11.70
<b>Permanency Sub-Total</b>			<b>15</b>	<b>11.70</b>

#### CCI Well-Being Outcomes

EPSDT Medical Visits	93%	100%	4	4.00
EPSDT Dental Visits	87%	100%	4	4.00
Academic Supports	81%	100%	3	3.00
Provider ECEM Visits	74%	86%	7	6.02
Provider General Contacts	75%	100%	7	7.00
Placements with Siblings	36%	Not Eligible	Not Scored	Not Scored
Placements within Legal County	14%	25%	Not Scored	Not Scored
<b>Well-Being Sub-Total</b>			<b>25</b>	<b>24.02</b>

\*Performance calculation descriptions can be found in the FY 2019 RBWO PBP Measurements and Standards Guide.

<b>Monitoring &amp; Outcomes: Possible Points = 100</b>	<b>Points Earned = 92.98</b>
<b>Score Before Incentives Credit</b>	<b>92.98%</b>
<b>Incentives Awarded</b>	<b>10.00 pts</b>
<b>PBP Verification</b>	<b>N/A pts</b>
<b>Total Score</b>	<b>102.98%</b>



**DHS, DFCS, Office of Provider Management**  
**Performance-Based Placement Measures**  
**RBWO Provider GA+SCORECARD - CCI**



**Report Quarter: Q3 FY2019**

**Provider/Program Name: Little Debbie's Second Chance Home, Inc. - Columbia (5214) - CCI**

Program Census Information:		# Children in Care During Quarter: 9	# Placements During Quarter: 9	# Children in Care On Last Day: 6
CCI Incentive Credits	Avg Performance All CCIs (Points)	Provider Performance (%)*	Possible Points (Weight)	Provider Points Earned
Early EPSDT Medical Visits		100%	2	2.00
Early EPSDT Dental Visits		100%	2	2.00
Permanency Contacts		None Planned	5	
Additional Academic Supports		100%	2	2.00
HS Grad/GED/Prof or Trade Certificate/College		N/A	10/5/5/1	
EYSS Agreement		Not Eligible	5	
Community Connections		0%	4	0.00
Active Agency Accreditation		50%	4	2.00
Staff Clinical Licensure		0%	5	0.00
Behavior Management (threshold = 0)		100%	4	4.00
<b>Incentives Total</b>	<b>8.21</b>			<b>12.00</b>
Maximum total combined incentive credit allowed is 10 points.			<b>Incentives Awarded</b>	<b>10.00</b>

\*Performance calculation descriptions can be found in the FY 2019 RBWO PBP Measurements and Standards Guide.

**Child Protective Services Investigations and Dispositions**

The following investigations data, which is not used for scoring but is considered significant to a provider's performance, is from Georgia SHINES and is not considered final or complete until the end of the fiscal year.

Total Reports:	0
Number Screened In:	0
Number Screened Out:	0
Number Substantiated:	0
Number Unsubstantiated:	0
Number Active CPS Investigations:	0



DHS, DFCS, Office of Provider Management

## Performance-Based Placement Measures

### RBWO Provider GA+SCORECARD - CCI



Report Quarter: Q3 FY2019

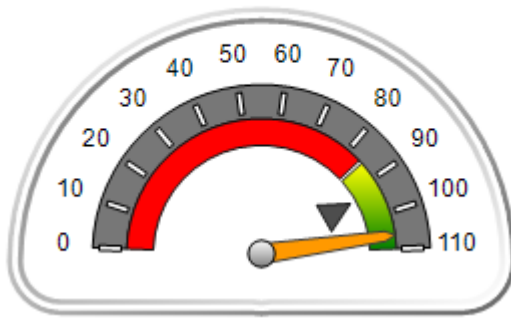
**Provider/Program Name: Little Debbie's Second Chance Home, Inc. - dba Ida's Cove III (5111) - CCI**

994 Millard Road, Stone Mountain, GA 30088	Quarterly Scores (Grades)		Current Quarter Score (Grade)
Phone: 404-296-1311	Q1: 105.17 (A+)	Q2: 105.30 (A+)	<b>106.27%</b> <b>(A+)</b>
Vendor ID# 90547	Q3: 106.27 (A+)	Q4: N/A	
Program Census Information:	# Children in Care During Quarter: 6	# Placements During Quarter: 6	# Children in Care On Last Day: 6

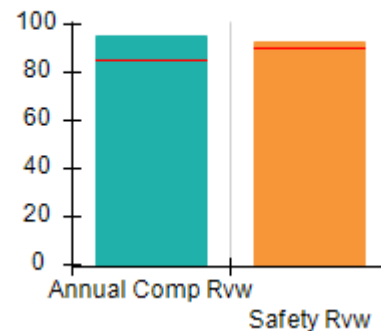
### Quarterly Provider Comparisons to All CCIs

▼ — indicates average for all CCIs

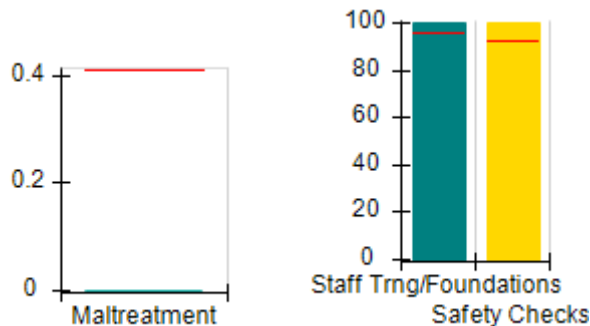
Overall Score (%)



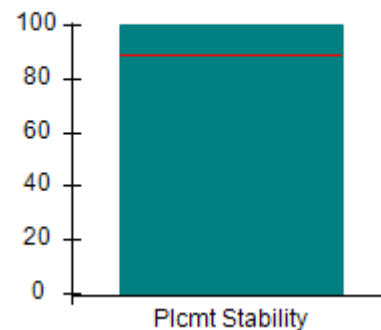
OPM Monitoring Reviews (%)



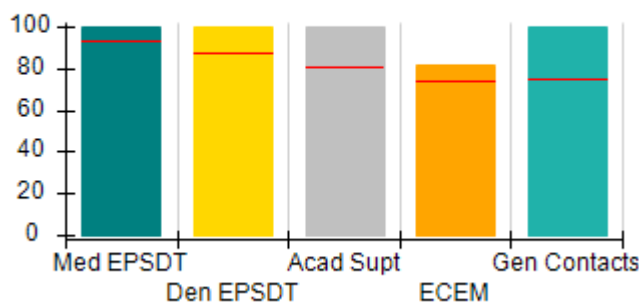
Safety Outcomes (%)



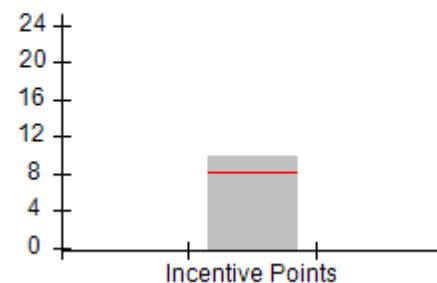
Permanency Outcomes (%)



Well-Being Outcomes (%)



Incentives Earned (Points)





# Performance-Based Placement Measures

## RBWO Provider GA+SCORECARD - CCI

Report Quarter: Q3 FY2019

**Provider/Program Name: Little Debbie's Second Chance Home, Inc. - dba Ida's Cove III (5111) - CCI**

994 Millard Road, Stone Mountain, GA 30088	Quarterly Scores (Grades)		Current Quarter Score (Grade)
Phone: 404-296-1311	Q1: 105.17 (A+)	Q2: 105.30 (A+)	<b>106.27% (A+)</b>
Vendor ID# 90547	Q3: 106.27 (A+)	Q4: N/A	

Program Census Information:	# Children in Care During Quarter: 6	# Placements During Quarter: 6	# Children in Care On Last Day: 6
-----------------------------	--------------------------------------	--------------------------------	-----------------------------------

	Avg Performance All CCIs (%)	Provider Performance (%)*	Possible Points (Weight)	Provider Points Earned
--	------------------------------	---------------------------	--------------------------	------------------------

**OPM Monitoring Reviews**

Annual Comprehensive Reviews	85%	95%	25	23.72
Safety Reviews	90%	93%	15	13.93
<b>Monitoring Sub-Total</b>			<b>40</b>	<b>37.65</b>

**CCI Safety Outcomes**

Incidence of Maltreatment	0.41%	No Substantiated Reports	10	10.00
Staff Training/Foundations	96%	100%	5	5.00
Staff Safety Checks	92%	100%	5	5.00
<b>Safety Sub-Total</b>			<b>20</b>	<b>20.00</b>

**CCI Permanency Outcomes**

Placement Stability	89%	100%	15	15.00
<b>Permanency Sub-Total</b>			<b>15</b>	<b>15.00</b>

**CCI Well-Being Outcomes**

EPSDT Medical Visits	93%	100%	4	4.00
EPSDT Dental Visits	87%	100%	4	4.00
Academic Supports	81%	100%	3	3.00
Provider ECEM Visits	74%	82%	7	5.74
Provider General Contacts	75%	100%	7	7.00
Placements with Siblings	36%	0%	Not Scored	Not Scored
Placements within Legal County	14%	33%	Not Scored	Not Scored
<b>Well-Being Sub-Total</b>			<b>25</b>	<b>23.74</b>

\*Performance calculation descriptions can be found in the FY 2019 RBWO PBP Measurements and Standards Guide.

<b>Monitoring &amp; Outcomes: Possible Points = 100</b>	<b>Points Earned = 96.39</b>
<b>Score Before Incentives Credit</b>	<b>96.39%</b>
<b>Incentives Awarded</b>	<b>9.88 pts</b>
<b>PBP Verification</b>	<b>N/A pts</b>
<b>Total Score</b>	<b>106.27%</b>



**DHS, DFCS, Office of Provider Management**  
**Performance-Based Placement Measures**  
**RBWO Provider GA+SCORECARD - CCI**



**Report Quarter: Q3 FY2019**

**Provider/Program Name: Little Debbie's Second Chance Home, Inc. - dba Ida's Cove III (5111) - CCI**

Program Census Information:		# Children in Care During Quarter: 6	# Placements During Quarter: 6	# Children in Care On Last Day: 6
CCI Incentive Credits	Avg Performance All CCIs (Points)	Provider Performance (%)*	Possible Points (Weight)	Provider Points Earned
Early EPSDT Medical Visits		100%	2	2.00
Early EPSDT Dental Visits		Not Eligible	2	
Permanency Contacts		None Planned	5	
Additional Academic Supports		94%	2	1.88
HS Grad/GED/Prof or Trade Certificate/College		N/A	10/5/5/1	
EYSS Agreement		Not Eligible	5	
Community Connections		0%	4	0.00
Active Agency Accreditation		50%	4	2.00
Staff Clinical Licensure		0%	5	0.00
Behavior Management (threshold = 0)		100%	4	4.00
<b>Incentives Total</b>	<b>8.21</b>			<b>9.88</b>
Maximum total combined incentive credit allowed is 10 points.			<b>Incentives Awarded</b>	<b>9.88</b>

\*Performance calculation descriptions can be found in the FY 2019 RBWO PBP Measurements and Standards Guide.

**Child Protective Services Investigations and Dispositions**

The following investigations data, which is not used for scoring but is considered significant to a provider's performance, is from Georgia SHINES and is not considered final or complete until the end of the fiscal year.

Total Reports:	0
Number Screened In:	0
Number Screened Out:	0
Number Substantiated:	0
Number Unsubstantiated:	0
Number Active CPS Investigations:	0



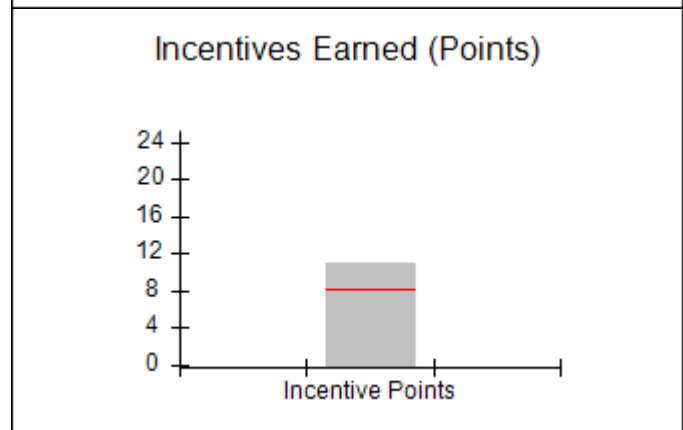
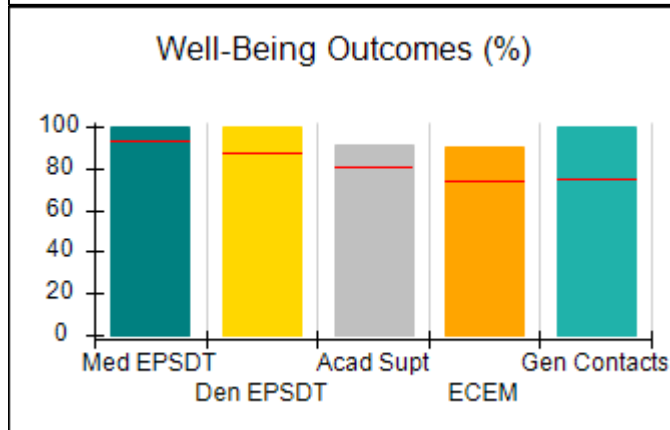
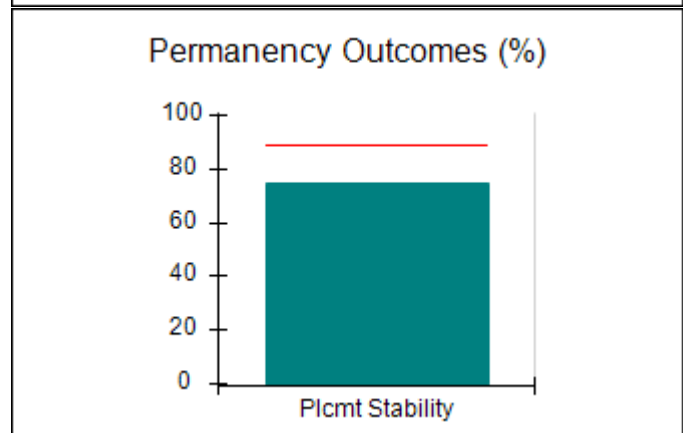
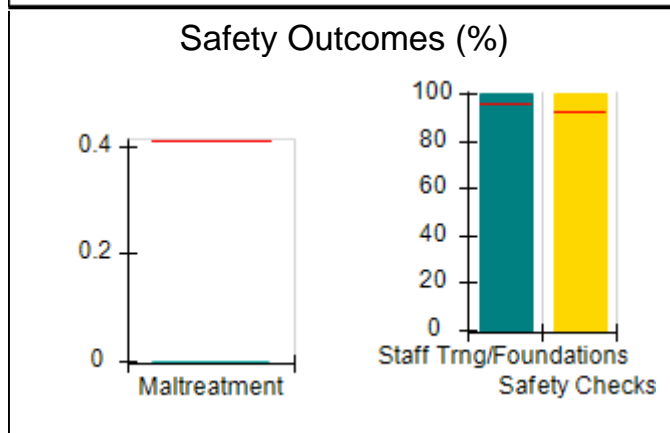
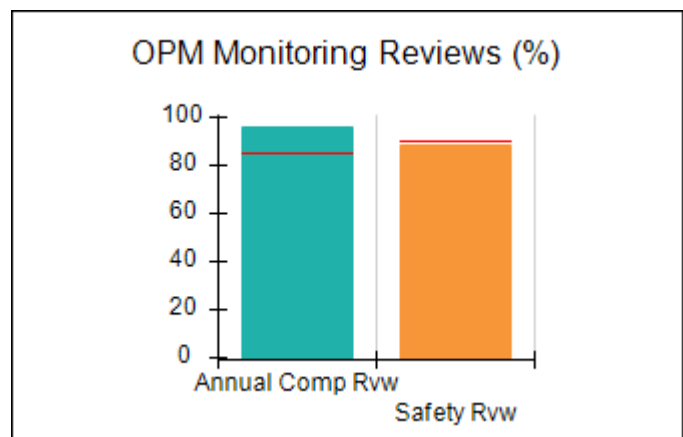
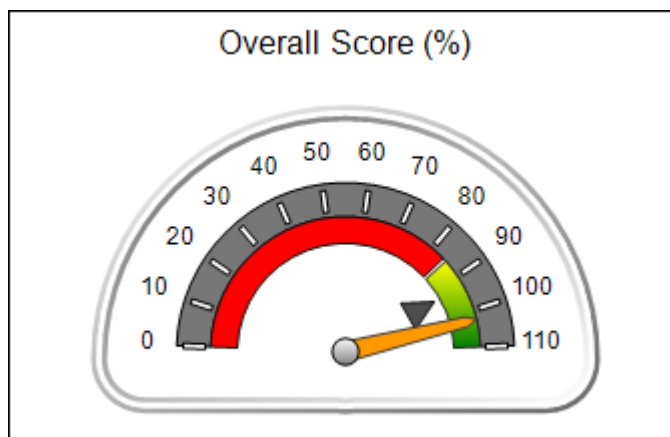
**DHS, DFCS, Office of Provider Management**  
**Performance-Based Placement Measures**  
**RBWO Provider GA+SCORECARD - CCI**



**Report Quarter: Q3 FY2019**

Provider/Program Name: Little Debbie's Second Chance Home, Inc. - DePauw (5207) - CCI			
4098 DePauw Way, Decatur, GA 30034	Quarterly Scores (Grades)		Current Quarter Score (Grade)
Phone: 404-296-1311	Q1: 95.23 (A)	Q2: 106.28 (A+)	<b>102.63%</b> <b>(A+)</b>
Vendor ID# 133660	Q3: 102.63 (A+)	Q4: N/A	
Program Census Information:	# Children in Care During Quarter: 8	# Placements During Quarter: 8	# Children in Care On Last Day: 3
Quarterly Provider Comparisons to All CCIs			

▼ — indicates average for all CCIs





DHS, DFCS, Office of Provider Management  
**Performance-Based Placement Measures**  
**RBWO Provider GA+SCORECARD - CCI**



Report Quarter: Q3 FY2019

**Provider/Program Name: Little Debbie's Second Chance Home, Inc. - DePauw (5207) - CCI**

4098 DePauw Way, Decatur, GA 30034		Quarterly Scores (Grades)		Current Quarter Score (Grade)
Phone: 404-296-1311		Q1: 95.23 (A)	Q2: 106.28 (A+)	<b>102.63% (A+)</b>
Vendor ID# 133660		Q3: 102.63 (A+)	Q4: N/A	
Program Census Information:		# Children in Care During Quarter: 8	# Placements During Quarter: 8	# Children in Care On Last Day: 3
	Avg Performance All CCIs (%)	Provider Performance (%)*	Possible Points (Weight)	Provider Points Earned
<b>OPM Monitoring Reviews</b>				
Annual Comprehensive Reviews	85%	96%	25	24.04
Safety Reviews	90%	89%	15	13.31
<b>Monitoring Sub-Total</b>			<b>40</b>	<b>37.35</b>
<b>CCI Safety Outcomes</b>				
Incidence of Maltreatment	0.41%	No Substantiated Reports	10	10.00
Staff Training/Foundations	96%	100%	5	5.00
Staff Safety Checks	92%	100%	5	5.00
<b>Safety Sub-Total</b>			<b>20</b>	<b>20.00</b>
<b>CCI Permanency Outcomes</b>				
Placement Stability	89%	75%	15	11.25
<b>Permanency Sub-Total</b>			<b>15</b>	<b>11.25</b>
<b>CCI Well-Being Outcomes</b>				
EPSDT Medical Visits	93%	100%	4	4.00
EPSDT Dental Visits	87%	100%	4	4.00
Academic Supports	81%	91%	3	2.73
Provider ECEM Visits	74%	90%	7	6.30
Provider General Contacts	75%	100%	7	7.00
Placements with Siblings	36%	0%	Not Scored	Not Scored
Placements within Legal County	14%	25%	Not Scored	Not Scored
<b>Well-Being Sub-Total</b>			<b>25</b>	<b>24.03</b>

\*Performance calculation descriptions can be found in the FY 2019 RBWO PBP Measurements and Standards Guide.

<b>Monitoring &amp; Outcomes: Possible Points = 100</b>		<b>Points Earned = 92.63</b>	
<b>Score Before Incentives Credit</b>			<b>92.63%</b>
<b>Incentives Awarded</b>			<b>10.00 pts</b>
<b>PBP Verification</b>			<b>N/A pts</b>
<b>Total Score</b>			<b>102.63%</b>





DHS, DFCS, Office of Provider Management  
**Performance-Based Placement Measures**  
**RBWO Provider GA+SCORECARD - CCI**



Report Quarter: Q3 FY2019

**Provider/Program Name: Little Debbie's Second Chance Home, Inc. - DePauw (5207) - CCI**

Program Census Information:		# Children in Care During Quarter: 8	# Placements During Quarter: 8	# Children in Care On Last Day: 3
CCI Incentive Credits	Avg Performance All CCIs (Points)	Provider Performance (%)*	Possible Points (Weight)	Provider Points Earned
Early EPSDT Medical Visits		100%	2	2.00
Early EPSDT Dental Visits		100%	2	2.00
Permanency Contacts		None Planned	5	
Additional Academic Supports		50%	2	1.00
HS Grad/GED/Prof or Trade Certificate/College		N/A	10/5/5/1	
EYSS Agreement		Not Eligible	5	
Community Connections		0%	4	0.00
Active Agency Accreditation		50%	4	2.00
Staff Clinical Licensure		0%	5	0.00
Behavior Management (threshold = 0)		100%	4	4.00
<b>Incentives Total</b>	<b>8.21</b>			<b>11.00</b>
Maximum total combined incentive credit allowed is 10 points.			<b>Incentives Awarded</b>	<b>10.00</b>

\*Performance calculation descriptions can be found in the FY 2019 RBWO PBP Measurements and Standards Guide.

**Child Protective Services Investigations and Dispositions**

The following investigations data, which is not used for scoring but is considered significant to a provider's performance, is from Georgia SHINES and is not considered final or complete until the end of the fiscal year.

Total Reports:	0
Number Screened In:	0
Number Screened Out:	0
Number Substantiated:	0
Number Unsubstantiated:	0
Number Active CPS Investigations:	0



DHS, DFCS, Office of Provider Management  
**Performance-Based Placement Measures**  
**RBWO Provider GA+SCORECARD - CCI**



Report Quarter: Q3 FY2019

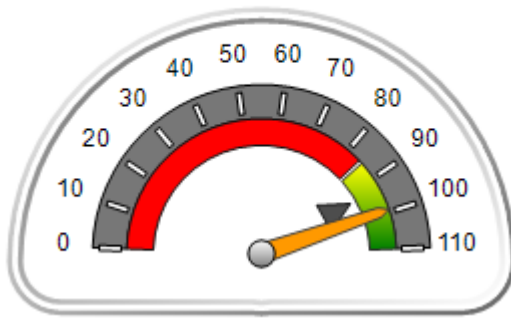
**Provider/Program Name: Little Debbie's Second Chance Home, Inc. - Ellenwood (966) - CCI**

4001 Weelaunee Road, Ellenwood, GA 30294	Quarterly Scores (Grades)		Current Quarter Score (Grade)
Phone: 404-296-1311	Q1: 97.54 (A+)	Q2: 86.78 (B)	<b>99.31%</b> <b>(A+)</b>
Vendor ID# 100782	Q3: 99.31 (A+)	Q4: N/A	
Program Census Information:	# Children in Care During Quarter: 9	# Placements During Quarter: 9	# Children in Care On Last Day: 5

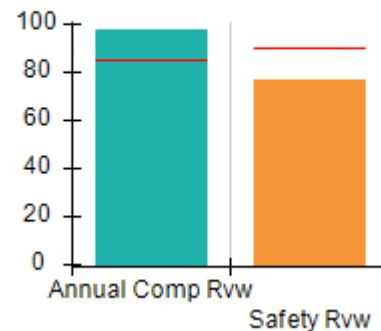
**Quarterly Provider Comparisons to All CCIs**

▼ — indicates average for all CCIs

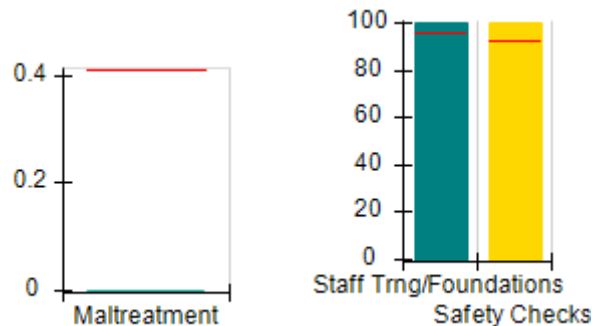
Overall Score (%)



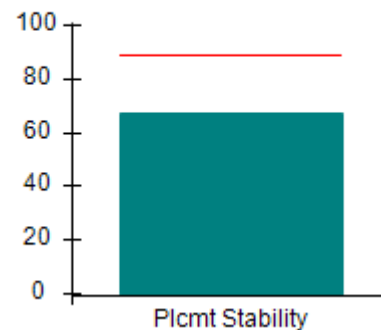
OPM Monitoring Reviews (%)



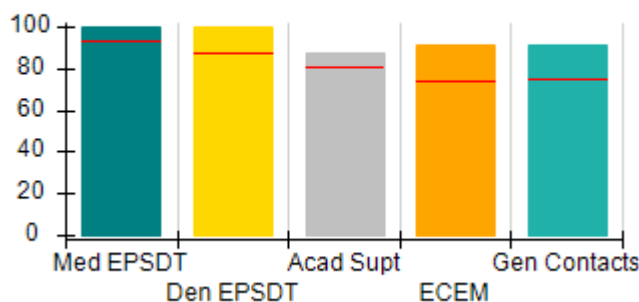
Safety Outcomes (%)



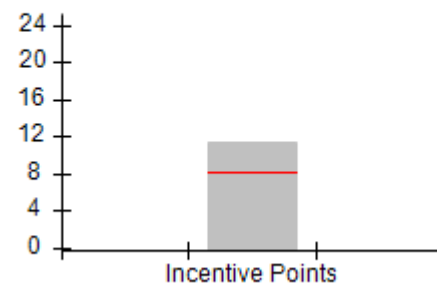
Permanency Outcomes (%)



Well-Being Outcomes (%)



Incentives Earned (Points)





DHS, DFCS, Office of Provider Management  
**Performance-Based Placement Measures**  
**RBWO Provider GA+SCORECARD - CCI**



Report Quarter: Q3 FY2019

**Provider/Program Name: Little Debbie's Second Chance Home, Inc. - Ellenwood (966) - CCI**

4001 Weelaunee Road, Ellenwood, GA 30294	Quarterly Scores (Grades)		Current Quarter Score (Grade)
Phone: 404-296-1311	Q1: 97.54 (A+)	Q2: 86.78 (B)	<b>99.31% (A+)</b>
Vendor ID# 100782	Q3: 99.31 (A+)	Q4: N/A	

Program Census Information:	# Children in Care During Quarter: 9	# Placements During Quarter: 9	# Children in Care On Last Day: 5
-----------------------------	--------------------------------------	--------------------------------	-----------------------------------

	Avg Performance All CCIs (%)	Provider Performance (%)*	Possible Points (Weight)	Provider Points Earned
--	------------------------------	---------------------------	--------------------------	------------------------

**OPM Monitoring Reviews**

Annual Comprehensive Reviews	85%	97%	25	24.36
Safety Reviews	90%	77%	15	11.55
<b>Monitoring Sub-Total</b>			<b>40</b>	<b>35.91</b>

**CCI Safety Outcomes**

Incidence of Maltreatment	0.41%	No Substantiated Reports	10	10.00
Staff Training/Foundations	96%	100%	5	5.00
Staff Safety Checks	92%	100%	5	5.00
<b>Safety Sub-Total</b>			<b>20</b>	<b>20.00</b>

**CCI Permanency Outcomes**

Placement Stability	89%	67%	15	10.05
<b>Permanency Sub-Total</b>			<b>15</b>	<b>10.05</b>

**CCI Well-Being Outcomes**

EPSDT Medical Visits	93%	100%	4	4.00
EPSDT Dental Visits	87%	100%	4	4.00
Academic Supports	81%	87%	3	2.61
Provider ECEM Visits	74%	91%	7	6.37
Provider General Contacts	75%	91%	7	6.37
Placements with Siblings	36%	0%	Not Scored	Not Scored
Placements within Legal County	14%	0%	Not Scored	Not Scored
<b>Well-Being Sub-Total</b>			<b>25</b>	<b>23.35</b>

\*Performance calculation descriptions can be found in the FY 2019 RBWO PBP Measurements and Standards Guide.

<b>Monitoring &amp; Outcomes: Possible Points = 100</b>	<b>Points Earned = 89.31</b>
<b>Score Before Incentives Credit</b>	<b>89.31%</b>
<b>Incentives Awarded</b>	<b>10.00 pts</b>
<b>PBP Verification</b>	<b>N/A pts</b>
<b>Total Score</b>	<b>99.31%</b>



**DHS, DFCS, Office of Provider Management**  
**Performance-Based Placement Measures**  
**RBWO Provider GA+SCORECARD - CCI**



**Report Quarter: Q3 FY2019**

**Provider/Program Name: Little Debbie's Second Chance Home, Inc. - Ellenwood (966) - CCI**

Program Census Information:		# Children in Care During Quarter: 9	# Placements During Quarter: 9	# Children in Care On Last Day: 5
CCI Incentive Credits	Avg Performance All CCIs (Points)	Provider Performance (%)*	Possible Points (Weight)	Provider Points Earned
Early EPSDT Medical Visits		100%	2	2.00
Early EPSDT Dental Visits		100%	2	2.00
Permanency Contacts		None Planned	5	
Additional Academic Supports		67%	2	1.34
HS Grad/GED/Prof or Trade Certificate/College		N/A	10/5/5/1	
EYSS Agreement		Not Eligible	5	
Community Connections		0%	4	0.00
Active Agency Accreditation		50%	4	2.00
Staff Clinical Licensure		0%	5	0.00
Behavior Management (threshold = 0)		100%	4	4.00
<b>Incentives Total</b>	<b>8.21</b>			<b>11.34</b>
Maximum total combined incentive credit allowed is 10 points.			<b>Incentives Awarded</b>	<b>10.00</b>

\*Performance calculation descriptions can be found in the FY 2019 RBWO PBP Measurements and Standards Guide.

**Child Protective Services Investigations and Dispositions**

The following investigations data, which is not used for scoring but is considered significant to a provider's performance, is from Georgia SHINES and is not considered final or complete until the end of the fiscal year.

Total Reports:	0
Number Screened In:	0
Number Screened Out:	0
Number Substantiated:	0
Number Unsubstantiated:	0
Number Active CPS Investigations:	0



**DHS, DFCS, Office of Provider Management**  
**Performance-Based Placement Measures**  
**RBWO Provider GA+SCORECARD - CCI**



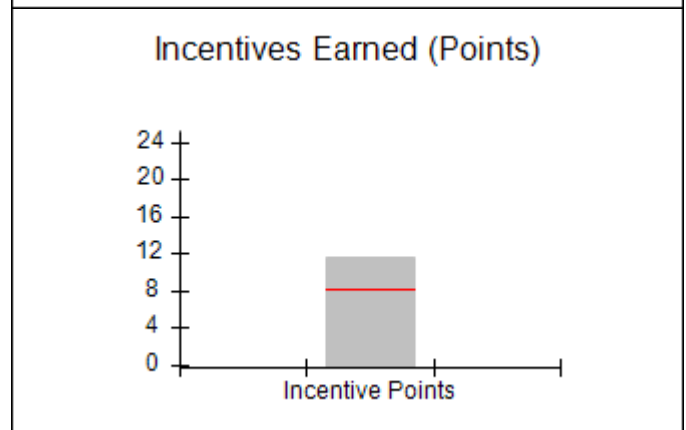
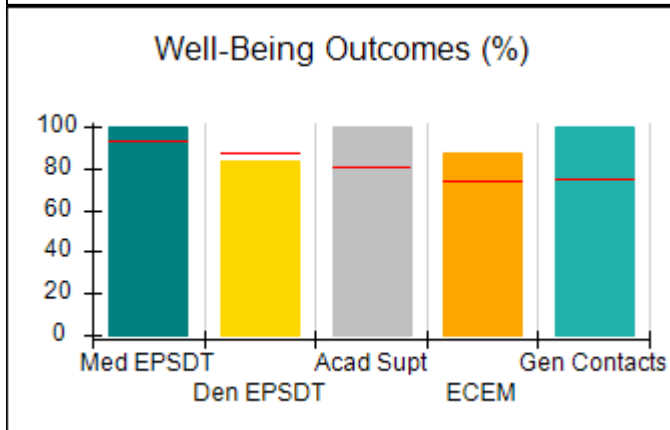
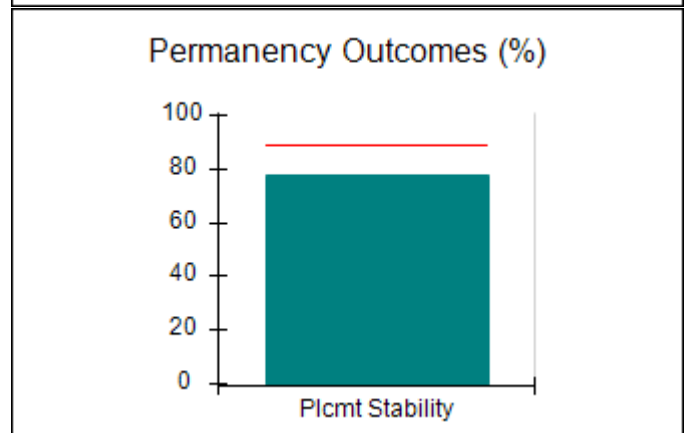
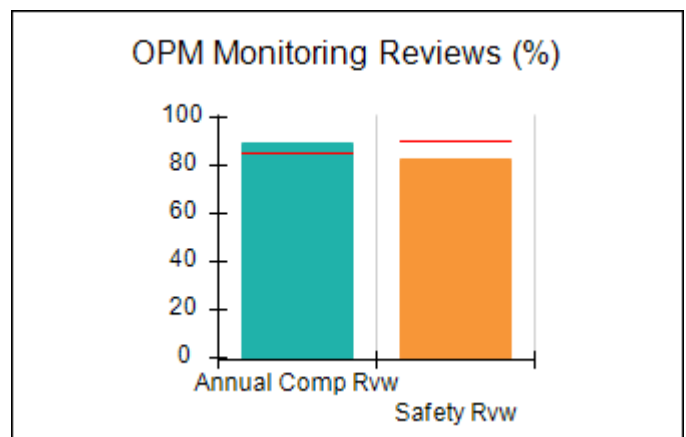
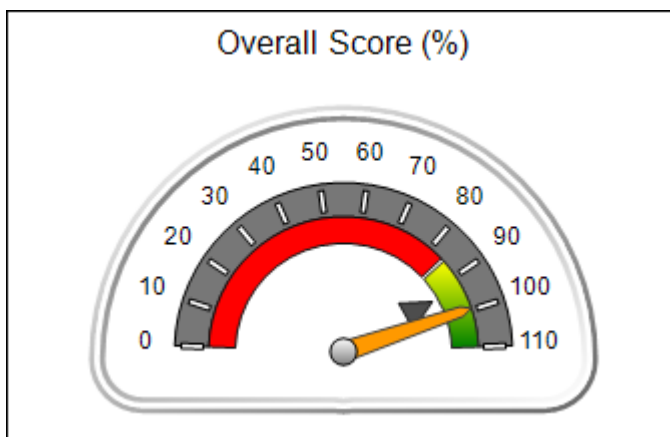
**Report Quarter: Q3 FY2019**

**Provider/Program Name: Little Debbie's Second Chance Home, Inc. - Flakes Mill (5234) - CCI**

4078 Flakes Mill Road, Decatur, GA 30034	Quarterly Scores (Grades)		Current Quarter Score (Grade)
Phone: 404-296-1311	Q1: 99.41 (A+)	Q2: 101.99 (A+)	<b>99.55%</b> <b>(A+)</b>
Vendor ID# 122816	Q3: 99.55 (A+)	Q4: N/A	
Program Census Information:	# Children in Care During Quarter: 9	# Placements During Quarter: 9	# Children in Care On Last Day: 5

**Quarterly Provider Comparisons to All CCIs**

▼ — indicates average for all CCIs





# Performance-Based Placement Measures

## RBWO Provider GA+SCORECARD - CCI

Report Quarter: Q3 FY2019

**Provider/Program Name: Little Debbie's Second Chance Home, Inc. - Flakes Mill (5234) - CCI**

4078 Flakes Mill Road, Decatur, GA 30034		Quarterly Scores (Grades)		Current Quarter Score (Grade)
Phone: 404-296-1311		Q1: 99.41 (A+)	Q2: 101.99 (A+)	<b>99.55% (A+)</b>
Vendor ID# 122816		Q3: 99.55 (A+)	Q4: N/A	
Program Census Information:		# Children in Care During Quarter: 9	# Placements During Quarter: 9	# Children in Care On Last Day: 5
	Avg Performance All CCIs (%)	Provider Performance (%)*	Possible Points (Weight)	Provider Points Earned
<b>OPM Monitoring Reviews</b>				
Annual Comprehensive Reviews	85%	90%	25	22.42
Safety Reviews	90%	83%	15	12.42
<b>Monitoring Sub-Total</b>			<b>40</b>	<b>34.84</b>
<b>CCI Safety Outcomes</b>				
Incidence of Maltreatment	0.41%	No Substantiated Reports	10	10.00
Staff Training/Foundations	96%	92%	5	4.60
Staff Safety Checks	92%	100%	5	5.00
<b>Safety Sub-Total</b>			<b>20</b>	<b>19.60</b>
<b>CCI Permanency Outcomes</b>				
Placement Stability	89%	78%	15	11.70
<b>Permanency Sub-Total</b>			<b>15</b>	<b>11.70</b>
<b>CCI Well-Being Outcomes</b>				
EPSDT Medical Visits	93%	100%	4	4.00
EPSDT Dental Visits	87%	83%	4	3.32
Academic Supports	81%	100%	3	3.00
Provider ECEM Visits	74%	87%	7	6.09
Provider General Contacts	75%	100%	7	7.00
Placements with Siblings	36%	0%	Not Scored	Not Scored
Placements within Legal County	14%	0%	Not Scored	Not Scored
<b>Well-Being Sub-Total</b>			<b>25</b>	<b>23.41</b>

\*Performance calculation descriptions can be found in the FY 2019 RBWO PBP Measurements and Standards Guide.

<b>Monitoring &amp; Outcomes: Possible Points = 100</b>		<b>Points Earned = 89.55</b>	
<b>Score Before Incentives Credit</b>			<b>89.55%</b>
<b>Incentives Awarded</b>			<b>10.00 pts</b>
<b>PBP Verification</b>			<b>N/A pts</b>
<b>Total Score</b>			<b>99.55%</b>



**DHS, DFCS, Office of Provider Management**  
**Performance-Based Placement Measures**  
**RBWO Provider GA+SCORECARD - CCI**



**Report Quarter: Q3 FY2019**

**Provider/Program Name: Little Debbie's Second Chance Home, Inc. - Flakes Mill (5234) - CCI**

Program Census Information:		# Children in Care During Quarter: 9	# Placements During Quarter: 9	# Children in Care On Last Day: 5
CCI Incentive Credits	Avg Performance All CCIs (Points)	Provider Performance (%)*	Possible Points (Weight)	Provider Points Earned
Early EPSDT Medical Visits		100%	2	2.00
Early EPSDT Dental Visits		75%	2	1.50
Permanency Contacts		None Planned	5	
Additional Academic Supports		100%	2	2.00
HS Grad/GED/Prof or Trade Certificate/College		N/A	10/5/5/1	
EYSS Agreement		Not Eligible	5	
Community Connections		0%	4	0.00
Active Agency Accreditation		50%	4	2.00
Staff Clinical Licensure		0%	5	0.00
Behavior Management (threshold = 0)		100%	4	4.00
<b>Incentives Total</b>	<b>8.21</b>			<b>11.50</b>
Maximum total combined incentive credit allowed is 10 points.			<b>Incentives Awarded</b>	<b>10.00</b>

\*Performance calculation descriptions can be found in the FY 2019 RBWO PBP Measurements and Standards Guide.

**Child Protective Services Investigations and Dispositions**

The following investigations data, which is not used for scoring but is considered significant to a provider's performance, is from Georgia SHINES and is not considered final or complete until the end of the fiscal year.

Total Reports:	0
Number Screened In:	0
Number Screened Out:	0
Number Substantiated:	0
Number Unsubstantiated:	0
Number Active CPS Investigations:	0



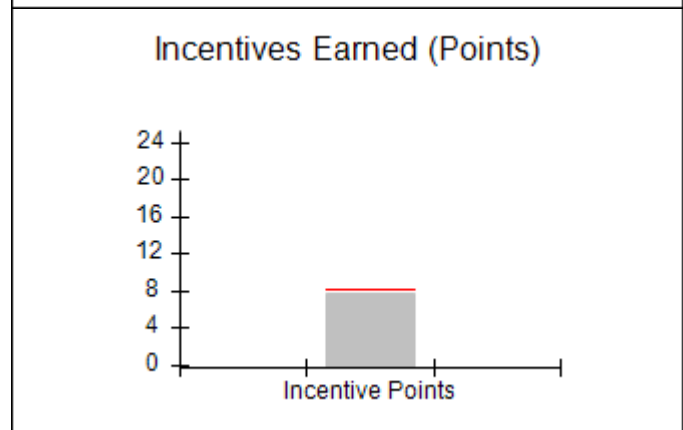
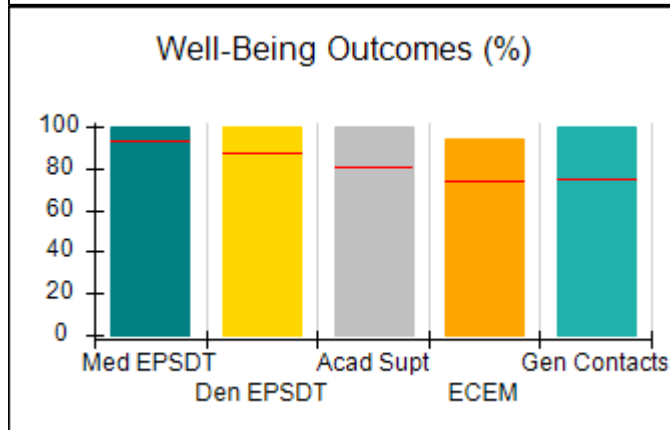
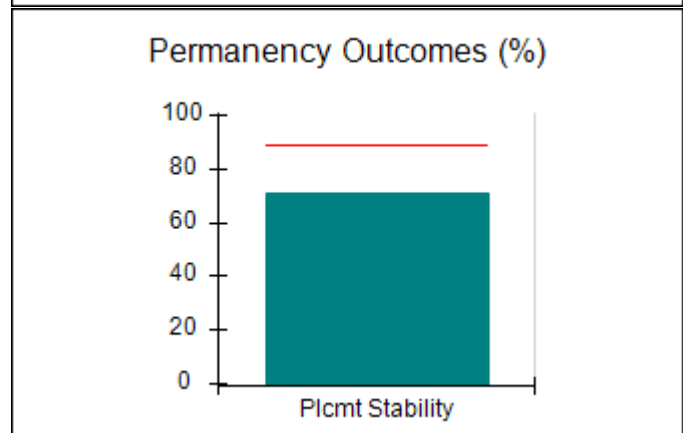
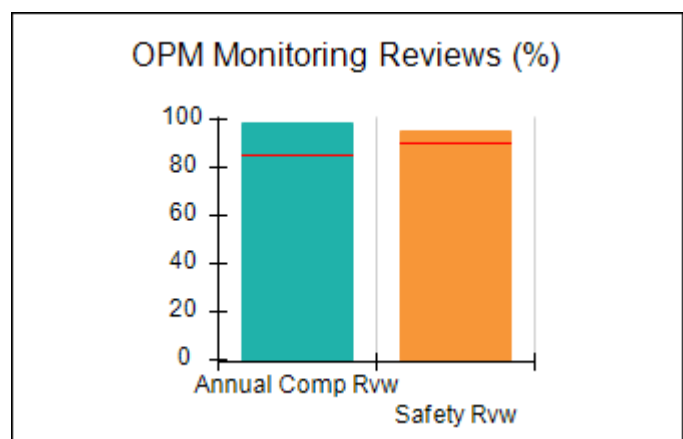
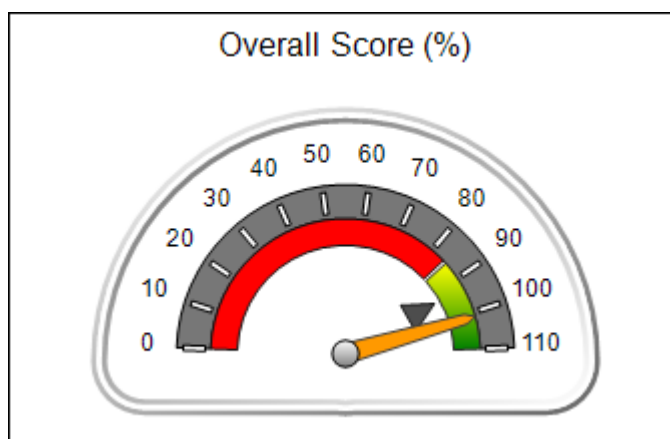
**DHS, DFCS, Office of Provider Management**  
**Performance-Based Placement Measures**  
**RBWO Provider GA+SCORECARD - CCI**



**Report Quarter: Q3 FY2019**

Provider/Program Name: Little Debbie's Second Chance Home, Inc. - Joseph's Ladder (5133) - CCI			
411 Rays Road, Stone Mountain, GA 30083	Quarterly Scores (Grades)		Current Quarter Score (Grade)
Phone: 404-296-1311	Q1: 102.75 (A+)	Q2: 102.10 (A+)	<b>101.29%</b> <b>(A+)</b>
Vendor ID# 111817	Q3: 101.29 (A+)	Q4: N/A	
Program Census Information:	# Children in Care During Quarter: 7	# Placements During Quarter: 7	# Children in Care On Last Day: 5
Quarterly Provider Comparisons to All CCIs			

▼ ————— indicates average for all CCIs







DHS, DFCS, Office of Provider Management  
**Performance-Based Placement Measures**  
**RBWO Provider GA+SCORECARD - CCI**



Report Quarter: Q3 FY2019

**Provider/Program Name: Little Debbie's Second Chance Home, Inc. - Joseph's Ladder (5133) - CCI**

411 Rays Road, Stone Mountain, GA 30083	Quarterly Scores (Grades)		Current Quarter Score (Grade)
Phone: 404-296-1311	Q1: 102.75 (A+)	Q2: 102.10 (A+)	<b>101.29% (A+)</b>
Vendor ID# 111817	Q3: 101.29 (A+)	Q4: N/A	

Program Census Information:	# Children in Care During Quarter: 7	# Placements During Quarter: 7	# Children in Care On Last Day: 5
-----------------------------	--------------------------------------	--------------------------------	-----------------------------------

	Avg Performance All CCIs (%)	Provider Performance (%)*	Possible Points (Weight)	Provider Points Earned
--	------------------------------	---------------------------	--------------------------	------------------------

**OPM Monitoring Reviews**

Annual Comprehensive Reviews	85%	98%	25	24.55
Safety Reviews	90%	95%	15	14.25
<b>Monitoring Sub-Total</b>			<b>40</b>	<b>38.80</b>

**CCI Safety Outcomes**

Incidence of Maltreatment	0.41%	No Substantiated Reports	10	10.00
Staff Training/Foundations	96%	94%	5	4.70
Staff Safety Checks	92%	100%	5	5.00
<b>Safety Sub-Total</b>			<b>20</b>	<b>19.70</b>

**CCI Permanency Outcomes**

Placement Stability	89%	71%	15	10.65
<b>Permanency Sub-Total</b>			<b>15</b>	<b>10.65</b>

**CCI Well-Being Outcomes**

EPSDT Medical Visits	93%	100%	4	4.00
EPSDT Dental Visits	87%	100%	4	4.00
Academic Supports	81%	100%	3	3.00
Provider ECEM Visits	74%	94%	7	6.58
Provider General Contacts	75%	100%	7	7.00
Placements with Siblings	36%	Not Eligible	Not Scored	Not Scored
Placements within Legal County	14%	0%	Not Scored	Not Scored
<b>Well-Being Sub-Total</b>			<b>25</b>	<b>24.58</b>

\*Performance calculation descriptions can be found in the FY 2019 RBWO PBP Measurements and Standards Guide.

<b>Monitoring &amp; Outcomes: Possible Points = 100</b>	<b>Points Earned = 93.73</b>
<b>Score Before Incentives Credit</b>	<b>93.73%</b>
<b>Incentives Awarded</b>	<b>7.78 pts</b>
<b>PBP Verification</b>	<b>-0.22 pts</b>
<b>Total Score</b>	<b>101.29%</b>



**DHS, DFCS, Office of Provider Management**  
**Performance-Based Placement Measures**  
**RBWO Provider GA+SCORECARD - CCI**



**Report Quarter: Q3 FY2019**

**Provider/Program Name: Little Debbie's Second Chance Home, Inc. - Joseph's Ladder (5133) - CCI**

Program Census Information:		# Children in Care During Quarter: 7	# Placements During Quarter: 7	# Children in Care On Last Day: 5
CCI Incentive Credits	Avg Performance All CCIs (Points)	Provider Performance (%)*	Possible Points (Weight)	Provider Points Earned
Early EPSDT Medical Visits		Not Eligible	2	
Early EPSDT Dental Visits		Not Eligible	2	
Permanency Contacts		None Planned	5	
Additional Academic Supports		89%	2	1.78
HS Grad/GED/Prof or Trade Certificate/College		N/A	10/5/5/1	
EYSS Agreement		Not Eligible	5	
Community Connections		0%	4	0.00
Active Agency Accreditation		50%	4	2.00
Staff Clinical Licensure		0%	5	0.00
Behavior Management (threshold = 0)		100%	4	4.00
<b>Incentives Total</b>	<b>8.21</b>			<b>7.78</b>
Maximum total combined incentive credit allowed is 10 points.			<b>Incentives Awarded</b>	<b>7.78</b>

\*Performance calculation descriptions can be found in the FY 2019 RBWO PBP Measurements and Standards Guide.

### Child Protective Services Investigations and Dispositions

The following investigations data, which is not used for scoring but is considered significant to a provider's performance, is from Georgia SHINES and is not considered final or complete until the end of the fiscal year.

Total Reports:	1
Number Screened In:	1
Number Screened Out:	0
Number Substantiated:	0
Number Unsubstantiated:	2
Number Active CPS Investigations:	-1



DHS, DFCS, Office of Provider Management

## Performance-Based Placement Measures

### RBWO Provider GA+SCORECARD - CCI



Report Quarter: Q3 FY2019

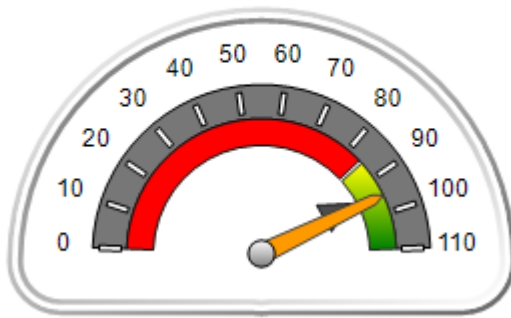
**Provider/Program Name: Little Debbie's Second Chance Home, Inc. - Rocky Run (5228) - CCI**

5107 Rocky Run, Stone Mountain, GA 30088	Quarterly Scores (Grades)		Current Quarter Score (Grade)
Phone: 404-296-1311	Q1: 101.37 (A+)	Q2: 101.90 (A+)	<b>95.20%</b> <b>(A)</b>
Vendor ID# 144119	Q3: 95.20 (A)	Q4: N/A	
Program Census Information:	# Children in Care During Quarter: 3	# Placements During Quarter: 3	# Children in Care On Last Day: 3

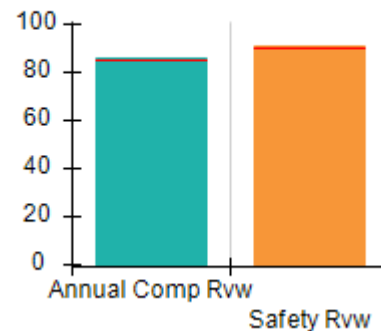
### Quarterly Provider Comparisons to All CCIs

▼ — indicates average for all CCIs

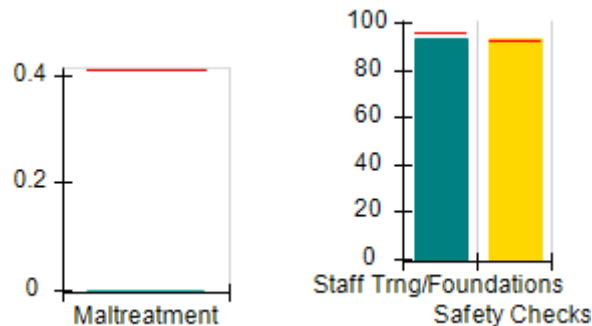
Overall Score (%)



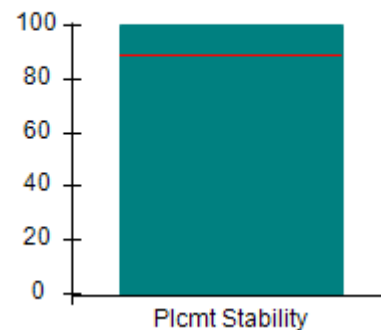
OPM Monitoring Reviews (%)



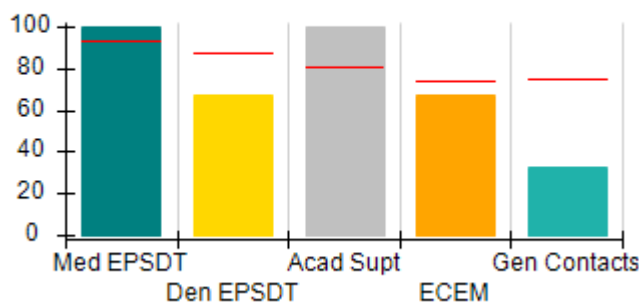
Safety Outcomes (%)



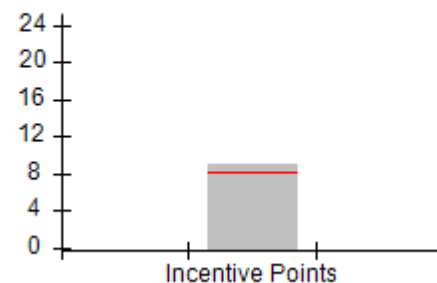
Permanency Outcomes (%)



Well-Being Outcomes (%)



Incentives Earned (Points)





DHS, DFCS, Office of Provider Management  
**Performance-Based Placement Measures**  
**RBWO Provider GA+SCORECARD - CCI**



Report Quarter: Q3 FY2019

**Provider/Program Name: Little Debbie's Second Chance Home, Inc. - Rocky Run (5228) - CCI**

5107 Rocky Run, Stone Mountain, GA 30088	Quarterly Scores (Grades)		Current Quarter Score (Grade)
Phone: 404-296-1311	Q1: 101.37 (A+)	Q2: 101.90 (A+)	<b>95.20% (A)</b>
Vendor ID# 144119	Q3: 95.20 (A)	Q4: N/A	

Program Census Information:	# Children in Care During Quarter: 3	# Placements During Quarter: 3	# Children in Care On Last Day: 3
-----------------------------	--------------------------------------	--------------------------------	-----------------------------------

	Avg Performance All CCIs (%)	Provider Performance (%)*	Possible Points (Weight)	Provider Points Earned
--	------------------------------	---------------------------	--------------------------	------------------------

**OPM Monitoring Reviews**

Annual Comprehensive Reviews	85%	86%	25	21.58
Safety Reviews	90%	91%	15	13.64
<b>Monitoring Sub-Total</b>			<b>40</b>	<b>35.22</b>

**CCI Safety Outcomes**

Incidence of Maltreatment	0.41%	No Substantiated Reports	10	10.00
Staff Training/Foundations	96%	93%	5	4.65
Staff Safety Checks	92%	93%	5	4.65
<b>Safety Sub-Total</b>			<b>20</b>	<b>19.30</b>

**CCI Permanency Outcomes**

Placement Stability	89%	100%	15	15.00
<b>Permanency Sub-Total</b>			<b>15</b>	<b>15.00</b>

**CCI Well-Being Outcomes**

EPSDT Medical Visits	93%	100%	4	4.00
EPSDT Dental Visits	87%	67%	4	2.68
Academic Supports	81%	100%	3	3.00
Provider ECEM Visits	74%	67%	7	4.69
Provider General Contacts	75%	33%	7	2.31
Placements with Siblings	36%	Not Eligible	Not Scored	Not Scored
Placements within Legal County	14%	Not Eligible	Not Scored	Not Scored
<b>Well-Being Sub-Total</b>			<b>25</b>	<b>16.68</b>

\*Performance calculation descriptions can be found in the FY 2019 RBWO PBP Measurements and Standards Guide.

<b>Monitoring &amp; Outcomes: Possible Points = 100</b>	<b>Points Earned = 86.20</b>
<b>Score Before Incentives Credit</b>	<b>86.20%</b>
<b>Incentives Awarded</b>	<b>9.00 pts</b>
<b>PBP Verification</b>	<b>N/A pts</b>
<b>Total Score</b>	<b>95.20%</b>



**DHS, DFCS, Office of Provider Management**  
**Performance-Based Placement Measures**  
**RBWO Provider GA+SCORECARD - CCI**



**Report Quarter: Q3 FY2019**

**Provider/Program Name: Little Debbie's Second Chance Home, Inc. - Rocky Run (5228) - CCI**

Program Census Information:		# Children in Care During Quarter: 3	# Placements During Quarter: 3	# Children in Care On Last Day: 3
CCI Incentive Credits	Avg Performance All CCIs (Points)	Provider Performance (%)*	Possible Points (Weight)	Provider Points Earned
Early EPSDT Medical Visits		100%	2	2.00
Early EPSDT Dental Visits		50%	2	1.00
Permanency Contacts		None Planned	5	
Additional Academic Supports		0%	2	0.00
HS Grad/GED/Prof or Trade Certificate/College		N/A	10/5/5/1	
EYSS Agreement		Not Eligible	5	
Community Connections		0%	4	0.00
Active Agency Accreditation		50%	4	2.00
Staff Clinical Licensure		0%	5	0.00
Behavior Management (threshold = 0)		100%	4	4.00
<b>Incentives Total</b>	<b>8.21</b>			<b>9.00</b>
Maximum total combined incentive credit allowed is 10 points.			<b>Incentives Awarded</b>	<b>9.00</b>

\*Performance calculation descriptions can be found in the FY 2019 RBWO PBP Measurements and Standards Guide.

**Child Protective Services Investigations and Dispositions**

The following investigations data, which is not used for scoring but is considered significant to a provider's performance, is from Georgia SHINES and is not considered final or complete until the end of the fiscal year.

Total Reports:	0
Number Screened In:	0
Number Screened Out:	0
Number Substantiated:	0
Number Unsubstantiated:	0
Number Active CPS Investigations:	0



**DHS, DFCS, Office of Provider Management**  
**Performance-Based Placement Measures**  
**RBWO Provider GA+SCORECARD - CCI**



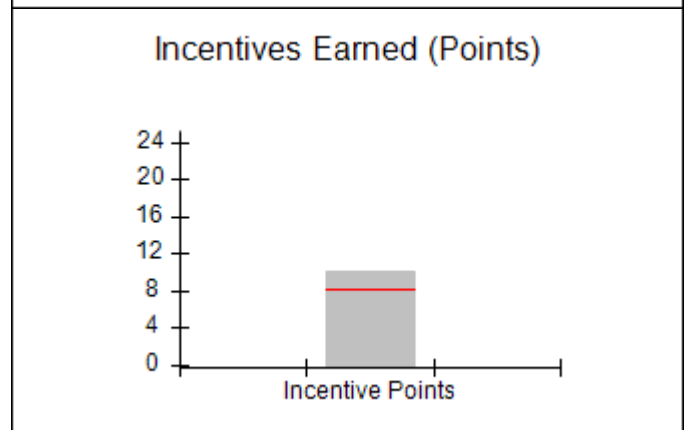
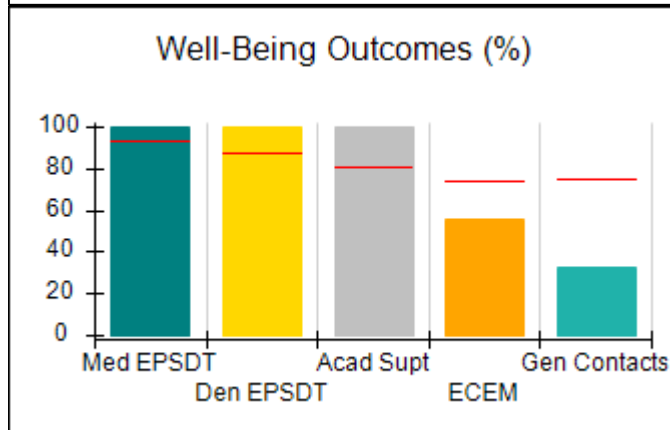
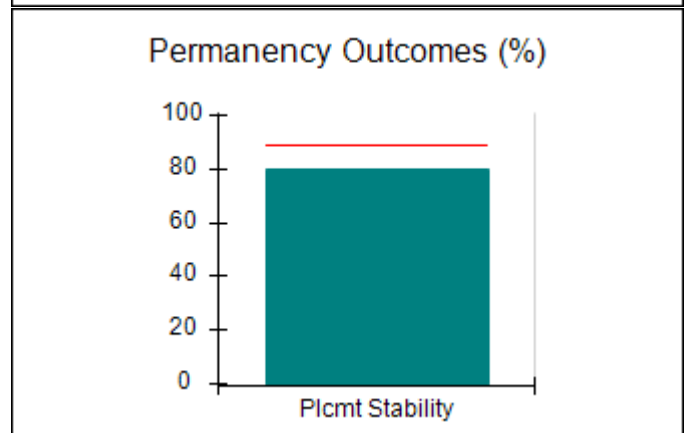
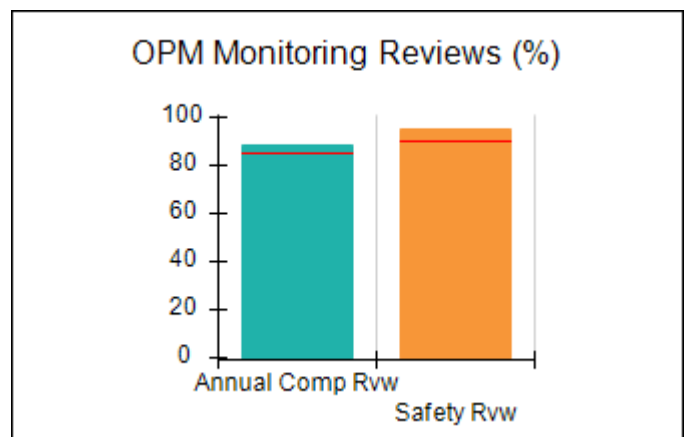
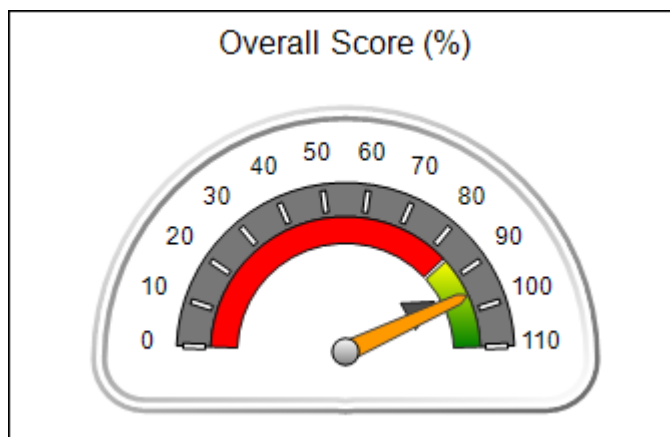
**Report Quarter: Q3 FY2019**

**Provider/Program Name: Little Debbie's Second Chance Home, Inc. - The Cove Maternity Home (5139) - CCI**

2046 Stablewood Cove , Lithonia, GA 30058	Quarterly Scores (Grades)		Current Quarter Score (Grade)
Phone: 770-609-6380	Q1: 102.07 (A+)	Q2: 107.03 (A+)	<b>95.75% (A)</b>
Vendor ID# 114774	Q3: 95.75 (A)	Q4: N/A	
Program Census Information:	# Children in Care During Quarter: 5	# Placements During Quarter: 5	# Children in Care On Last Day: 4

**Quarterly Provider Comparisons to All CCIs**

▼ — indicates average for all CCIs





## Performance-Based Placement Measures

### RBWO Provider GA+SCORECARD - CCI

Report Quarter: Q3 FY2019

#### Provider/Program Name: Little Debbie's Second Chance Home, Inc. - The Cove Maternity Home (5139) - CCI

2046 Stablewood Cove , Lithonia, GA 30058	Quarterly Scores (Grades)		Current Quarter Score (Grade)
Phone: 770-609-6380	Q1: 102.07 (A+)	Q2: 107.03 (A+)	<b>95.75%</b> <b>(A)</b>
Vendor ID# 114774	Q3: 95.75 (A)	Q4: N/A	

Program Census Information:	# Children in Care During Quarter: 5	# Placements During Quarter: 5	# Children in Care On Last Day: 4
-----------------------------	--------------------------------------	--------------------------------	-----------------------------------

	Avg Performance All CCIs (%)	Provider Performance (%)*	Possible Points (Weight)	Provider Points Earned
--	------------------------------	---------------------------	--------------------------	------------------------

#### OPM Monitoring Reviews

Annual Comprehensive Reviews	85%	89%	25	22.23
Safety Reviews	90%	95%	15	14.29
<b>Monitoring Sub-Total</b>			<b>40</b>	<b>36.52</b>

#### CCI Safety Outcomes

Incidence of Maltreatment	0.41%	No Substantiated Reports	10	10.00
Staff Training/Foundations	96%	100%	5	5.00
Staff Safety Checks	92%	100%	5	5.00
<b>Safety Sub-Total</b>			<b>20</b>	<b>20.00</b>

#### CCI Permanency Outcomes

Placement Stability	89%	80%	15	12.00
<b>Permanency Sub-Total</b>			<b>15</b>	<b>12.00</b>

#### CCI Well-Being Outcomes

EPSDT Medical Visits	93%	100%	4	4.00
EPSDT Dental Visits	87%	100%	4	4.00
Academic Supports	81%	100%	3	3.00
Provider ECEM Visits	74%	56%	7	3.92
Provider General Contacts	75%	33%	7	2.31
Placements with Siblings	36%	Not Eligible	Not Scored	Not Scored
Placements within Legal County	14%	0%	Not Scored	Not Scored
<b>Well-Being Sub-Total</b>			<b>25</b>	<b>17.23</b>

\*Performance calculation descriptions can be found in the FY 2019 RBWO PBP Measurements and Standards Guide.

Monitoring & Outcomes: Possible Points = 100	Points Earned = 85.75
<b>Score Before Incentives Credit</b>	<b>85.75%</b>
<b>Incentives Awarded</b>	<b>10.00 pts</b>
<b>PBP Verification</b>	<b>0.00 pts</b>
<b>Total Score</b>	<b>95.75%</b>



**DHS, DFCS, Office of Provider Management**  
**Performance-Based Placement Measures**  
**RBWO Provider GA+SCORECARD - CCI**



**Report Quarter: Q3 FY2019**

**Provider/Program Name: Little Debbie's Second Chance Home, Inc. - The Cove Maternity Home (5139) - CCI**

Program Census Information:		# Children in Care During Quarter: 5	# Placements During Quarter: 5	# Children in Care On Last Day: 4
CCI Incentive Credits	Avg Performance All CCIs (Points)	Provider Performance (%)*	Possible Points (Weight)	Provider Points Earned
Early EPSDT Medical Visits		100%	2	2.00
Early EPSDT Dental Visits		100%	2	2.00
Permanency Contacts		None Planned	5	
Additional Academic Supports		0%	2	0.00
HS Grad/GED/Prof or Trade Certificate/College		N/A	10/5/5/1	
EYSS Agreement		Not Eligible	5	
Community Connections		0%	4	0.00
Active Agency Accreditation		50%	4	2.00
Staff Clinical Licensure		0%	5	0.00
Behavior Management (threshold = 0)		100%	4	4.00
<b>Incentives Total</b>	<b>8.21</b>			<b>10.00</b>
Maximum total combined incentive credit allowed is 10 points.			<b>Incentives Awarded</b>	<b>10.00</b>

\*Performance calculation descriptions can be found in the FY 2019 RBWO PBP Measurements and Standards Guide.

**Child Protective Services Investigations and Dispositions**

The following investigations data, which is not used for scoring but is considered significant to a provider's performance, is from Georgia SHINES and is not considered final or complete until the end of the fiscal year.

Total Reports:	0
Number Screened In:	0
Number Screened Out:	0
Number Substantiated:	0
Number Unsubstantiated:	0
Number Active CPS Investigations:	0





**DHS, DFCS, Office of Provider Management**  
**Performance-Based Placement Measures**  
**RBWO Provider GA+SCORECARD - CCI**



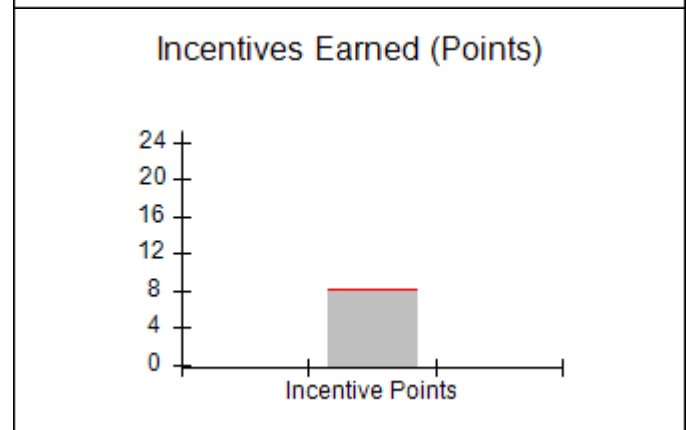
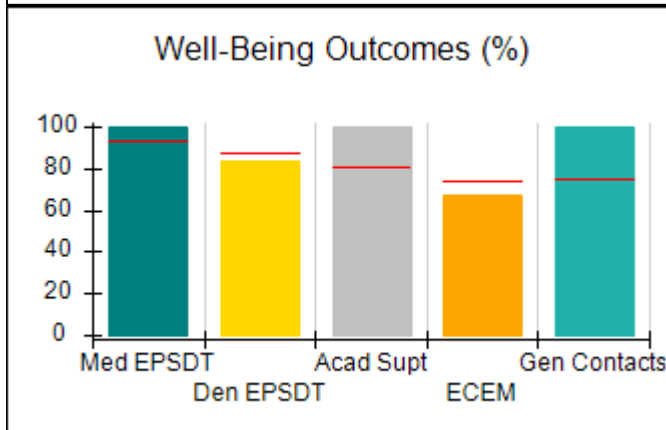
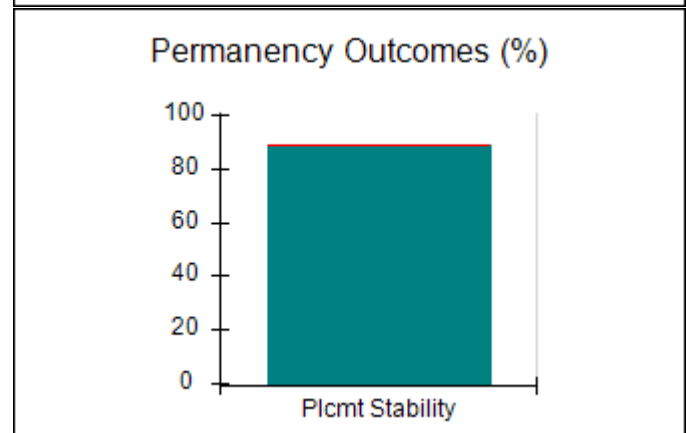
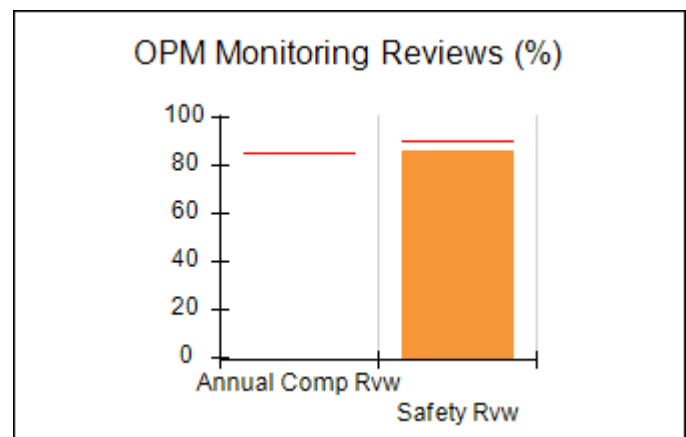
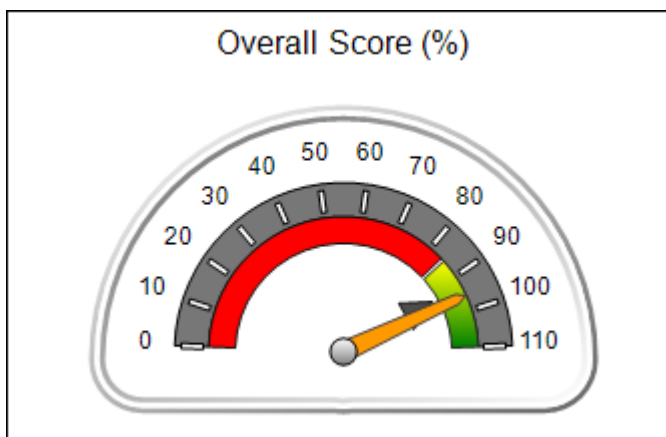
**Report Quarter: Q3 FY2019**

**Provider/Program Name: Macedonia Christian Ministries Inc. - dba Camp David Vision of Hope (5318) - CCI**

585 Macedonia Church Rd., Hamilton, GA 31811	Quarterly Scores (Grades)		Current Quarter Score (Grade)
Phone: 706-628-8934	Q1: 82.39 (B-)	Q2: 95.56 (A)	<b>95.79% (A)</b>
Vendor ID# 138557	Q3: 95.79 (A)	Q4: N/A	
Program Census Information:	# Children in Care During Quarter: 9	# Placements During Quarter: 9	# Children in Care On Last Day: 8

**Quarterly Provider Comparisons to All CCIs**

▼ — indicates average for all CCIs





**Performance-Based Placement Measures**  
**RBWO Provider GA+SCORECARD - CCI**

Report Quarter: Q3 FY2019

**Provider/Program Name: Macedonia Christian Ministries Inc. - dba Camp David Vision of Hope (5318) - CCI**

585 Macedonia Church Rd., Hamilton, GA 31811	Quarterly Scores (Grades)		Current Quarter Score (Grade)
Phone: 706-628-8934	Q1: 82.39 (B-)	Q2: 95.56 (A)	<b>95.79% (A)</b>
Vendor ID# 138557	Q3: 95.79 (A)	Q4: N/A	

Program Census Information:	# Children in Care During Quarter: 9	# Placements During Quarter: 9	# Children in Care On Last Day: 8
-----------------------------	--------------------------------------	--------------------------------	-----------------------------------

	Avg Performance All CCIs (%)	Provider Performance (%)*	Possible Points (Weight)	Provider Points Earned
--	------------------------------	---------------------------	--------------------------	------------------------

**OPM Monitoring Reviews**

Annual Comprehensive Reviews	85%	Not Yet Conducted		
Safety Reviews	90%	86%	15	12.94
<b>Monitoring Sub-Total</b>			<b>15</b>	<b>12.94</b>

**CCI Safety Outcomes**

Incidence of Maltreatment	0.41%	No Substantiated Reports	10	10.00
Staff Training/Foundations	96%	100%	5	5.00
Staff Safety Checks	92%	50%	5	2.50
<b>Safety Sub-Total</b>			<b>20</b>	<b>17.50</b>

**CCI Permanency Outcomes**

Placement Stability	89%	89%	15	13.35
<b>Permanency Sub-Total</b>			<b>15</b>	<b>13.35</b>

**CCI Well-Being Outcomes**

EPSDT Medical Visits	93%	100%	4	4.00
EPSDT Dental Visits	87%	83%	4	3.32
Academic Supports	81%	100%	3	3.00
Provider ECEM Visits	74%	67%	7	4.69
Provider General Contacts	75%	100%	7	7.00
Placements with Siblings	36%	0%	Not Scored	Not Scored
Placements within Legal County	14%	0%	Not Scored	Not Scored
<b>Well-Being Sub-Total</b>			<b>25</b>	<b>22.01</b>

\*Performance calculation descriptions can be found in the FY 2019 RBWO PBP Measurements and Standards Guide.

<b>Monitoring &amp; Outcomes: Possible Points = 75</b>	<b>Points Earned = 65.80</b>
<b>Score Before Incentives Credit</b>	<b>87.73%</b>
<b>Incentives Awarded</b>	<b>8.06 pts</b>
<b>PBP Verification</b>	<b>N/A pts</b>
<b>Total Score</b>	<b>95.79%</b>



DHS, DFCS, Office of Provider Management  
**Performance-Based Placement Measures**  
**RBWO Provider GA+SCORECARD - CCI**



Report Quarter: Q3 FY2019

**Provider/Program Name: Macedonia Christian Ministries Inc. - dba Camp David Vision of Hope (5318) - CCI**

Program Census Information:		# Children in Care During Quarter: 9	# Placements During Quarter: 9	# Children in Care On Last Day: 8
CCI Incentive Credits	Avg Performance All CCIs (Points)	Provider Performance (%)*	Possible Points (Weight)	Provider Points Earned
Early EPSDT Medical Visits		100%	2	2.00
Early EPSDT Dental Visits		67%	2	1.34
Permanency Contacts		None Planned	5	
Additional Academic Supports		36%	2	0.72
HS Grad/GED/Prof or Trade Certificate/College		N/A	10/5/5/1	
EYSS Agreement		Not Eligible	5	
Community Connections		0%	4	0.00
Active Agency Accreditation		0%	4	0.00
Staff Clinical Licensure		0%	5	0.00
Behavior Management (threshold = 0)		100%	4	4.00
<b>Incentives Total</b>	<b>8.21</b>			<b>8.06</b>
Maximum total combined incentive credit allowed is 10 points.			<b>Incentives Awarded</b>	<b>8.06</b>

\*Performance calculation descriptions can be found in the FY 2019 RBWO PBP Measurements and Standards Guide.

**Child Protective Services Investigations and Dispositions**

The following investigations data, which is not used for scoring but is considered significant to a provider's performance, is from Georgia SHINES and is not considered final or complete until the end of the fiscal year.

Total Reports:	0
Number Screened In:	0
Number Screened Out:	0
Number Substantiated:	0
Number Unsubstantiated:	0
Number Active CPS Investigations:	0



DHS, DFCS, Office of Provider Management

## Performance-Based Placement Measures

### RBWO Provider GA+SCORECARD - CCI

Report Quarter: Q3 FY2019



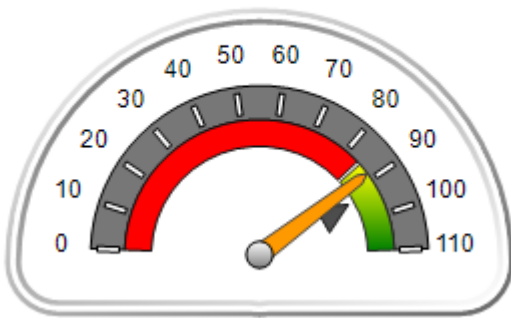
**Provider/Program Name: Marcella's Community Safe House - (5173) - CCI**

1286 Shuman Road, Statesboro, GA 30461	Quarterly Scores (Grades)		Current Quarter Score (Grade)
Phone: 912-587-9560	Q1: 95.49 (A)	Q2: 85.14 (B)	<b>88.19%</b> <b>(B+)</b>
Vendor ID# 121477	Q3: 88.19 (B+)	Q4: N/A	
Program Census Information:	# Children in Care During Quarter: 13	# Placements During Quarter: 13	# Children in Care On Last Day: 2

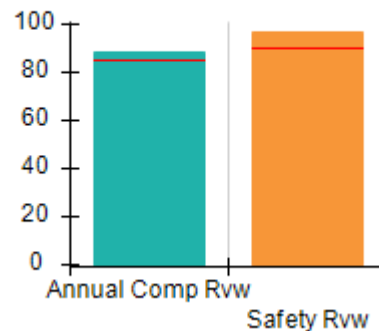
### Quarterly Provider Comparisons to All CCIs

▼ — indicates average for all CCIs

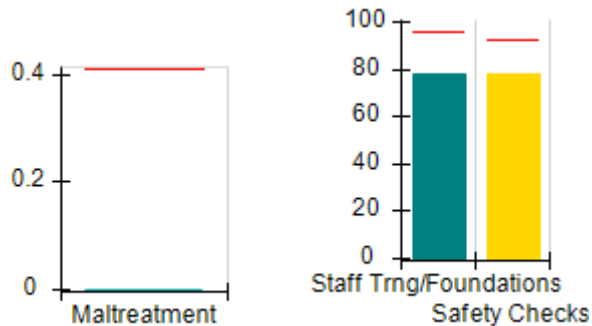
Overall Score (%)



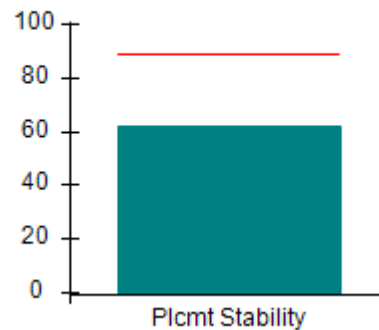
OPM Monitoring Reviews (%)



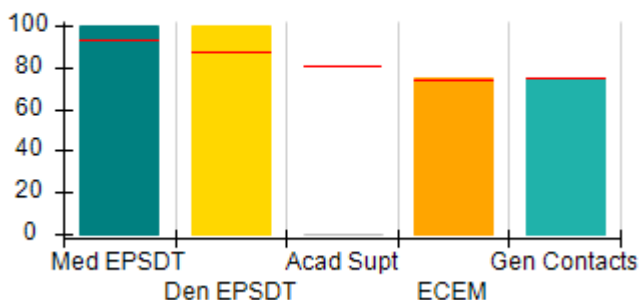
Safety Outcomes (%)



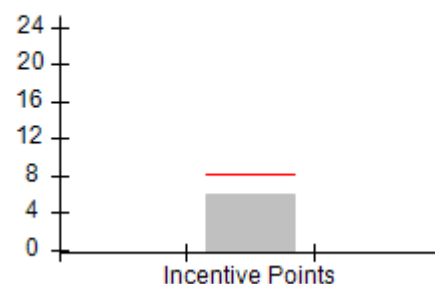
Permanency Outcomes (%)



Well-Being Outcomes (%)



Incentives Earned (Points)





DHS, DFCS, Office of Provider Management  
**Performance-Based Placement Measures**  
**RBWO Provider GA+SCORECARD - CCI**  
 Report Quarter: Q3 FY2019



<b>Provider/Program Name: Marcella's Community Safe House - (5173) - CCI</b>				
1286 Shuman Road, Statesboro, GA 30461		Quarterly Scores (Grades)		Current Quarter Score (Grade)
Phone: 912-587-9560		Q1: 95.49 (A)	Q2: 85.14 (B)	<b>88.19%</b> <b>(B+)</b>
Vendor ID# 121477		Q3: 88.19 (B+)	Q4: N/A	
Program Census Information:		# Children in Care During Quarter: 13	# Placements During Quarter: 13	# Children in Care On Last Day: 2
	Avg Performance All CCIs (%)	Provider Performance (%)*	Possible Points (Weight)	Provider Points Earned
<b>OPM Monitoring Reviews</b>				
Annual Comprehensive Reviews	85%	88%	25	22.06
Safety Reviews	90%	97%	15	14.53
<b>Monitoring Sub-Total</b>			<b>40</b>	<b>36.59</b>
<b>CCI Safety Outcomes</b>				
Incidence of Maltreatment	0.41%	No Substantiated Reports	10	10.00
Staff Training/Foundations	96%	78%	5	3.90
Staff Safety Checks	92%	78%	5	3.90
<b>Safety Sub-Total</b>			<b>20</b>	<b>17.80</b>
<b>CCI Permanency Outcomes</b>				
Placement Stability	89%	62%	15	9.30
<b>Permanency Sub-Total</b>			<b>15</b>	<b>9.30</b>
<b>CCI Well-Being Outcomes</b>				
EPSDT Medical Visits	93%	100%	4	4.00
EPSDT Dental Visits	87%	100%	4	4.00
Academic Supports	81%	0%	3	0.00
Provider ECEM Visits	74%	75%	7	5.25
Provider General Contacts	75%	75%	7	5.25
Placements with Siblings	36%	Not Eligible	Not Scored	Not Scored
Placements within Legal County	14%	0%	Not Scored	Not Scored
<b>Well-Being Sub-Total</b>			<b>25</b>	<b>18.50</b>
*Performance calculation descriptions can be found in the FY 2019 RBWO PBP Measurements and Standards Guide.				

<b>Monitoring &amp; Outcomes: Possible Points = 100</b>		<b>Points Earned = 82.19</b>	
<b>Score Before Incentives Credit</b>			<b>82.19%</b>
<b>Incentives Awarded</b>			<b>6.00 pts</b>
<b>PBP Verification</b>			<b>N/A pts</b>
<b>Total Score</b>			<b>88.19%</b>



**DHS, DFCS, Office of Provider Management**  
**Performance-Based Placement Measures**  
**RBWO Provider GA+SCORECARD - CCI**  
**Report Quarter: Q3 FY2019**



**Provider/Program Name: Marcella's Community Safe House - (5173) - CCI**

Program Census Information:		# Children in Care During Quarter: 13	# Placements During Quarter: 13	# Children in Care On Last Day: 2
CCI Incentive Credits	Avg Performance All CCIs (Points)	Provider Performance (%)*	Possible Points (Weight)	Provider Points Earned
Early EPSDT Medical Visits		100%	2	2.00
Early EPSDT Dental Visits		Not Eligible	2	
Permanency Contacts		0%	5	0.00
Additional Academic Supports		0%	2	0.00
HS Grad/GED/Prof or Trade Certificate/College		N/A	10/5/5/1	
EYSS Agreement		Not Eligible	5	
Community Connections		Not Eligible	4	
Active Agency Accreditation		0%	4	0.00
Staff Clinical Licensure		0%	5	0.00
Behavior Management (threshold = 0)		100%	4	4.00
<b>Incentives Total</b>	<b>8.21</b>			<b>6.00</b>
Maximum total combined incentive credit allowed is 10 points.			<b>Incentives Awarded</b>	<b>6.00</b>

\*Performance calculation descriptions can be found in the FY 2019 RBWO PBP Measurements and Standards Guide.

**Child Protective Services Investigations and Dispositions**

The following investigations data, which is not used for scoring but is considered significant to a provider's performance, is from Georgia SHINES and is not considered final or complete until the end of the fiscal year.

Total Reports:	0
Number Screened In:	0
Number Screened Out:	0
Number Substantiated:	0
Number Unsubstantiated:	0
Number Active CPS Investigations:	0



**DHS, DFCS, Office of Provider Management**  
**Performance-Based Placement Measures**  
**RBWO Provider GA+SCORECARD - CCI**  
**Report Quarter: Q3 FY2019**



Provider/Program Name: Meaningful Mentors, LLC - (5325) - CCI			
4241 Ridge Field Ct., Columbus, GA 31907	Quarterly Scores (Grades)		Current Quarter Score (Grade)
Phone: 706-221-6662	Q1: 96.81 (A)	Q2: 98.59 (A+)	<b>93.68%</b> <b>(A-)</b>
Vendor ID# 155750	Q3: 93.68 (A-)	Q4: N/A	
Program Census Information:	# Children in Care During Quarter: 6	# Placements During Quarter: 7	# Children in Care On Last Day: 1
Quarterly Provider Comparisons to All CCIs			

▼ — indicates average for all CCIs





DHS, DFCS, Office of Provider Management  
**Performance-Based Placement Measures**  
**RBWO Provider GA+SCORECARD - CCI**  
 Report Quarter: Q3 FY2019



<b>Provider/Program Name: Meaningful Mentors, LLC - (5325) - CCI</b>				
4241 Ridge Field Ct., Columbus, GA 31907		Quarterly Scores (Grades)		Current Quarter Score (Grade)
Phone: 706-221-6662		Q1: 96.81 (A)	Q2: 98.59 (A+)	<b>93.68%</b> <b>(A-)</b>
Vendor ID# 155750		Q3: 93.68 (A-)	Q4: N/A	
Program Census Information:		# Children in Care During Quarter: 6	# Placements During Quarter: 7	# Children in Care On Last Day: 1
	Avg Performance All CCIs (%)	Provider Performance (%)*	Possible Points (Weight)	Provider Points Earned
<b>OPM Monitoring Reviews</b>				
Annual Comprehensive Reviews	85%	Not Yet Conducted		
Safety Reviews	90%	100%	15	15.00
<b>Monitoring Sub-Total</b>			<b>15</b>	<b>15.00</b>
<b>CCI Safety Outcomes</b>				
Incidence of Maltreatment	0.41%	No Substantiated Reports	10	10.00
Staff Training/Foundations	96%	89%	5	4.45
Staff Safety Checks	92%	67%	5	3.35
<b>Safety Sub-Total</b>			<b>20</b>	<b>17.80</b>
<b>CCI Permanency Outcomes</b>				
Placement Stability	89%	67%	15	10.05
<b>Permanency Sub-Total</b>			<b>15</b>	<b>10.05</b>
<b>CCI Well-Being Outcomes</b>				
EPSDT Medical Visits	93%	100%	4	4.00
EPSDT Dental Visits	87%	67%	4	2.68
Academic Supports	81%	100%	3	3.00
Provider ECEM Visits	74%	89%	7	6.23
Provider General Contacts	75%	100%	7	7.00
Placements with Siblings	36%	Not Eligible	Not Scored	Not Scored
Placements within Legal County	14%	0%	Not Scored	Not Scored
<b>Well-Being Sub-Total</b>			<b>25</b>	<b>22.91</b>
*Performance calculation descriptions can be found in the FY 2019 RBWO PBP Measurements and Standards Guide.				

<b>Monitoring &amp; Outcomes: Possible Points = 75</b>		<b>Points Earned = 65.76</b>	
<b>Score Before Incentives Credit</b>			<b>87.68%</b>
<b>Incentives Awarded</b>			<b>6.00 pts</b>
<b>PBP Verification</b>			<b>N/A pts</b>
<b>Total Score</b>			<b>93.68%</b>





**DHS, DFCS, Office of Provider Management**  
**Performance-Based Placement Measures**  
**RBWO Provider GA+SCORECARD - CCI**  
**Report Quarter: Q3 FY2019**



**Provider/Program Name: Meaningful Mentors, LLC - (5325) - CCI**

Program Census Information:		# Children in Care During Quarter: 6	# Placements During Quarter: 7	# Children in Care On Last Day: 1
CCI Incentive Credits	Avg Performance All CCIs (Points)	Provider Performance (%)*	Possible Points (Weight)	Provider Points Earned
Early EPSDT Medical Visits		Not Eligible	2	
Early EPSDT Dental Visits		67%	2	1.34
Permanency Contacts		0%	5	0.00
Additional Academic Supports		33%	2	0.66
HS Grad/GED/Prof or Trade Certificate/College		N/A	10/5/5/1	
EYSS Agreement		Not Eligible	5	
Community Connections		0%	4	0.00
Active Agency Accreditation		0%	4	0.00
Staff Clinical Licensure		0%	5	0.00
Behavior Management (threshold = 0)		100%	4	4.00
<b>Incentives Total</b>	<b>8.21</b>			<b>6.00</b>
Maximum total combined incentive credit allowed is 10 points.			<b>Incentives Awarded</b>	<b>6.00</b>

\*Performance calculation descriptions can be found in the FY 2019 RBWO PBP Measurements and Standards Guide.

**Child Protective Services Investigations and Dispositions**

The following investigations data, which is not used for scoring but is considered significant to a provider's performance, is from Georgia SHINES and is not considered final or complete until the end of the fiscal year.

Total Reports:	2
Number Screened In:	0
Number Screened Out:	2
Number Substantiated:	0
Number Unsubstantiated:	1
Number Active CPS Investigations:	-1



DHS, DFCS, Office of Provider Management

## Performance-Based Placement Measures

### RBWO Provider GA+SCORECARD - CCI



Report Quarter: Q3 FY2019

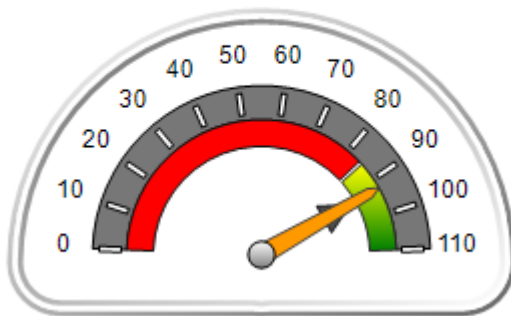
**Provider/Program Name: Mentoring Youth Services - (5122) - CCI**

2700 1st Avenue, Columbus, GA 31904	Quarterly Scores (Grades)		Current Quarter Score (Grade)
Phone: 706-996-6658	Q1: 89.45 (B+)	Q2: 95.20 (A)	<b>92.76%</b> <b>(A-)</b>
Vendor ID# 91958	Q3: 92.76 (A-)	Q4: N/A	
Program Census Information:	# Children in Care During Quarter: 18	# Placements During Quarter: 18	# Children in Care On Last Day: 10

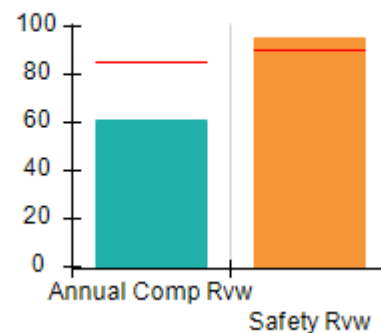
### Quarterly Provider Comparisons to All CCIs

▼ — indicates average for all CCIs

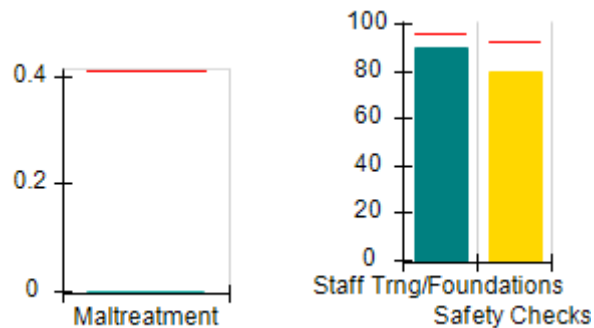
Overall Score (%)



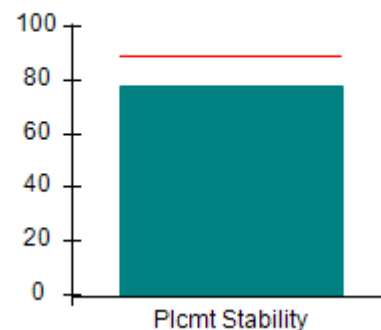
OPM Monitoring Reviews (%)



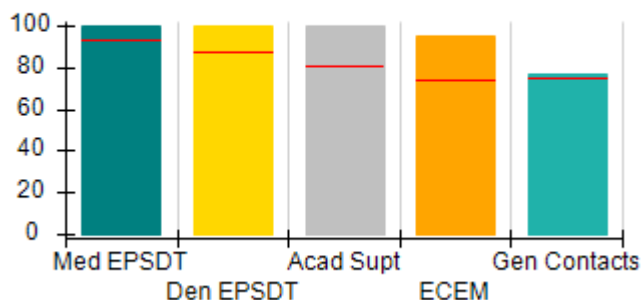
Safety Outcomes (%)



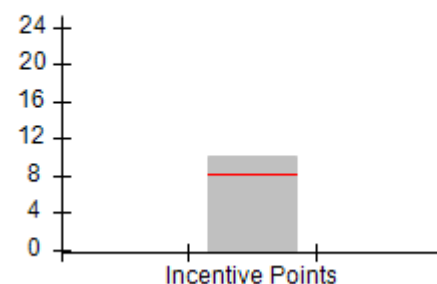
Permanency Outcomes (%)



Well-Being Outcomes (%)



Incentives Earned (Points)





DHS, DFCS, Office of Provider Management  
**Performance-Based Placement Measures**  
**RBWO Provider GA+SCORECARD - CCI**  
 Report Quarter: Q3 FY2019



Provider/Program Name: Mentoring Youth Services - (5122) - CCI				
2700 1st Avenue, Columbus, GA 31904		Quarterly Scores (Grades)		Current Quarter Score (Grade)
Phone: 706-996-6658		Q1: 89.45 (B+)	Q2: 95.20 (A)	<b>92.76%</b> <b>(A-)</b>
Vendor ID# 91958		Q3: 92.76 (A-)	Q4: N/A	
Program Census Information:		# Children in Care During Quarter: 18	# Placements During Quarter: 18	# Children in Care On Last Day: 10
	Avg Performance All CCIs (%)	Provider Performance (%)*	Possible Points (Weight)	Provider Points Earned
<b>OPM Monitoring Reviews</b>				
Annual Comprehensive Reviews	85%	61%	25	15.27
Safety Reviews	90%	95%	15	14.25
<b>Monitoring Sub-Total</b>			<b>40</b>	<b>29.52</b>
<b>CCI Safety Outcomes</b>				
Incidence of Maltreatment	0.41%	No Substantiated Reports	10	10.00
Staff Training/Foundations	96%	90%	5	4.50
Staff Safety Checks	92%	80%	5	4.00
<b>Safety Sub-Total</b>			<b>20</b>	<b>18.50</b>
<b>CCI Permanency Outcomes</b>				
Placement Stability	89%	78%	15	11.70
<b>Permanency Sub-Total</b>			<b>15</b>	<b>11.70</b>
<b>CCI Well-Being Outcomes</b>				
EPSDT Medical Visits	93%	100%	4	4.00
EPSDT Dental Visits	87%	100%	4	4.00
Academic Supports	81%	100%	3	3.00
Provider ECEM Visits	74%	95%	7	6.65
Provider General Contacts	75%	77%	7	5.39
Placements with Siblings	36%	0%	Not Scored	Not Scored
Placements within Legal County	14%	0%	Not Scored	Not Scored
<b>Well-Being Sub-Total</b>			<b>25</b>	<b>23.04</b>
*Performance calculation descriptions can be found in the FY 2019 RBWO PBP Measurements and Standards Guide.				

Monitoring & Outcomes: Possible Points = 100		Points Earned = 82.76	
Score Before Incentives Credit			<b>82.76%</b>
Incentives Awarded			<b>10.00 pts</b>
PBP Verification			<b>N/A pts</b>
<b>Total Score</b>			<b>92.76%</b>



**DHS, DFCS, Office of Provider Management**  
**Performance-Based Placement Measures**  
**RBWO Provider GA+SCORECARD - CCI**  
**Report Quarter: Q3 FY2019**



**Provider/Program Name: Mentoring Youth Services - (5122) - CCI**

Program Census Information:		# Children in Care During Quarter: 18	# Placements During Quarter: 18	# Children in Care On Last Day: 10
CCI Incentive Credits	Avg Performance All CCIs (Points)	Provider Performance (%)*	Possible Points (Weight)	Provider Points Earned
Early EPSDT Medical Visits		100%	2	2.00
Early EPSDT Dental Visits		100%	2	2.00
Permanency Contacts		None Planned	5	
Additional Academic Supports		100%	2	2.00
HS Grad/GED/Prof or Trade Certificate/College		N/A	10/5/5/1	
EYSS Agreement		Not Eligible	5	
Community Connections		0%	4	0.00
Active Agency Accreditation		0%	4	0.00
Staff Clinical Licensure		0%	5	0.00
Behavior Management (threshold = 0)		100%	4	4.00
<b>Incentives Total</b>	<b>8.21</b>			<b>10.00</b>
Maximum total combined incentive credit allowed is 10 points.			<b>Incentives Awarded</b>	<b>10.00</b>

\*Performance calculation descriptions can be found in the FY 2019 RBWO PBP Measurements and Standards Guide.

**Child Protective Services Investigations and Dispositions**

The following investigations data, which is not used for scoring but is considered significant to a provider's performance, is from Georgia SHINES and is not considered final or complete until the end of the fiscal year.

Total Reports:	1
Number Screened In:	1
Number Screened Out:	0
Number Substantiated:	0
Number Unsubstantiated:	1
Number Active CPS Investigations:	0



DHS, DFCS, Office of Provider Management

## Performance-Based Placement Measures

### RBWO Provider GA+SCORECARD - CCI

Report Quarter: Q3 FY2019



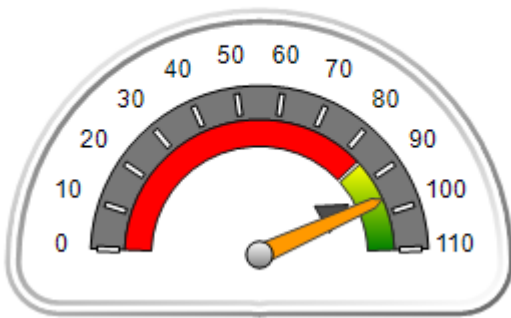
**Provider/Program Name: Mentoring Youth Services - 6th Avenue (5226) - CCI**

2021 6th Avenue, Columbus, GA 31904	Quarterly Scores (Grades)		Current Quarter Score (Grade)
Phone: 706-442-0687	Q1: 93.42 (A-)	Q2: 95.99 (A)	<b>96.12% (A)</b>
Vendor ID# 118388	Q3: 96.12 (A)	Q4: N/A	
Program Census Information:	# Children in Care During Quarter: 19	# Placements During Quarter: 19	# Children in Care On Last Day: 9

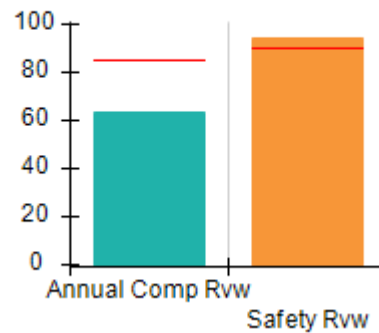
### Quarterly Provider Comparisons to All CCIs

▼ — indicates average for all CCIs

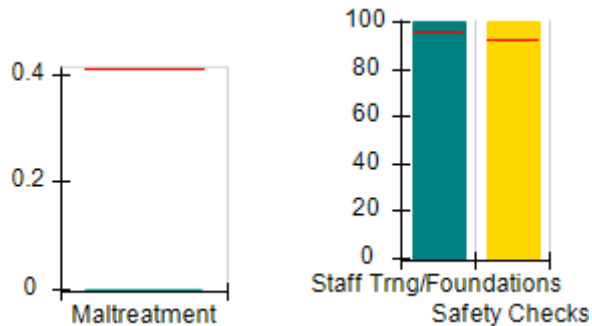
Overall Score (%)



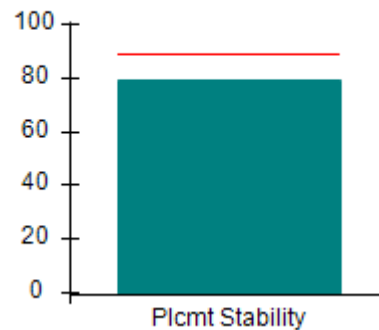
OPM Monitoring Reviews (%)



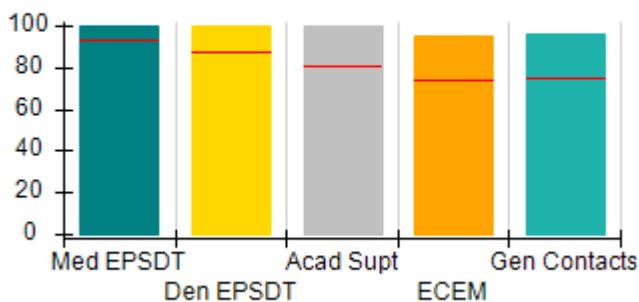
Safety Outcomes (%)



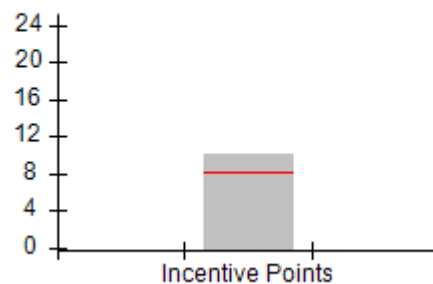
Permanency Outcomes (%)



Well-Being Outcomes (%)



Incentives Earned (Points)





DHS, DFCS, Office of Provider Management  
**Performance-Based Placement Measures**  
**RBWO Provider GA+SCORECARD - CCI**  
 Report Quarter: Q3 FY2019



**Provider/Program Name: Mentoring Youth Services - 6th Avenue (5226) - CCI**

2021 6th Avenue, Columbus, GA 31904	Quarterly Scores (Grades)		Current Quarter Score (Grade)
Phone: 706-442-0687	Q1: 93.42 (A-)	Q2: 95.99 (A)	<b>96.12%</b> <b>(A)</b>
Vendor ID# 118388	Q3: 96.12 (A)	Q4: N/A	

Program Census Information:	# Children in Care During Quarter: 19	# Placements During Quarter: 19	# Children in Care On Last Day: 9
-----------------------------	---------------------------------------	---------------------------------	-----------------------------------

	Avg Performance All CCIs (%)	Provider Performance (%)*	Possible Points (Weight)	Provider Points Earned
--	------------------------------	---------------------------	--------------------------	------------------------

**OPM Monitoring Reviews**

Annual Comprehensive Reviews	85%	63%	25	15.77
Safety Reviews	90%	94%	15	14.13
<b>Monitoring Sub-Total</b>			<b>40</b>	<b>29.90</b>

**CCI Safety Outcomes**

Incidence of Maltreatment	0.41%	No Substantiated Reports	10	10.00
Staff Training/Foundations	96%	100%	5	5.00
Staff Safety Checks	92%	100%	5	5.00
<b>Safety Sub-Total</b>			<b>20</b>	<b>20.00</b>

**CCI Permanency Outcomes**

Placement Stability	89%	79%	15	11.85
<b>Permanency Sub-Total</b>			<b>15</b>	<b>11.85</b>

**CCI Well-Being Outcomes**

EPSDT Medical Visits	93%	100%	4	4.00
EPSDT Dental Visits	87%	100%	4	4.00
Academic Supports	81%	100%	3	3.00
Provider ECEM Visits	74%	95%	7	6.65
Provider General Contacts	75%	96%	7	6.72
Placements with Siblings	36%	33%	Not Scored	Not Scored
Placements within Legal County	14%	0%	Not Scored	Not Scored
<b>Well-Being Sub-Total</b>			<b>25</b>	<b>24.37</b>

\*Performance calculation descriptions can be found in the FY 2019 RBWO PBP Measurements and Standards Guide.

<b>Monitoring &amp; Outcomes: Possible Points = 100</b>	<b>Points Earned = 86.12</b>
<b>Score Before Incentives Credit</b>	<b>86.12%</b>
<b>Incentives Awarded</b>	<b>10.00 pts</b>
<b>PBP Verification</b>	<b>0.00 pts</b>
<b>Total Score</b>	<b>96.12%</b>



DHS, DFCS, Office of Provider Management  
**Performance-Based Placement Measures**  
**RBWO Provider GA+SCORECARD - CCI**  
Report Quarter: Q3 FY2019



**Provider/Program Name: Mentoring Youth Services - 6th Avenue (5226) - CCI**

Program Census Information:		# Children in Care During Quarter: 19	# Placements During Quarter: 19	# Children in Care On Last Day: 9
CCI Incentive Credits	Avg Performance All CCIs (Points)	Provider Performance (%)*	Possible Points (Weight)	Provider Points Earned
Early EPSDT Medical Visits		100%	2	2.00
Early EPSDT Dental Visits		100%	2	2.00
Permanency Contacts		None Planned	5	
Additional Academic Supports		100%	2	2.00
HS Grad/GED/Prof or Trade Certificate/College		N/A	10/5/5/1	
EYSS Agreement		Not Eligible	5	
Community Connections		0%	4	0.00
Active Agency Accreditation		0%	4	0.00
Staff Clinical Licensure		0%	5	0.00
Behavior Management (threshold = 0)		100%	4	4.00
<b>Incentives Total</b>	<b>8.21</b>			<b>10.00</b>
Maximum total combined incentive credit allowed is 10 points.			<b>Incentives Awarded</b>	<b>10.00</b>

\*Performance calculation descriptions can be found in the FY 2019 RBWO PBP Measurements and Standards Guide.

**Child Protective Services Investigations and Dispositions**

The following investigations data, which is not used for scoring but is considered significant to a provider's performance, is from Georgia SHINES and is not considered final or complete until the end of the fiscal year.

Total Reports:	0
Number Screened In:	0
Number Screened Out:	0
Number Substantiated:	0
Number Unsubstantiated:	1
Number Active CPS Investigations:	-1



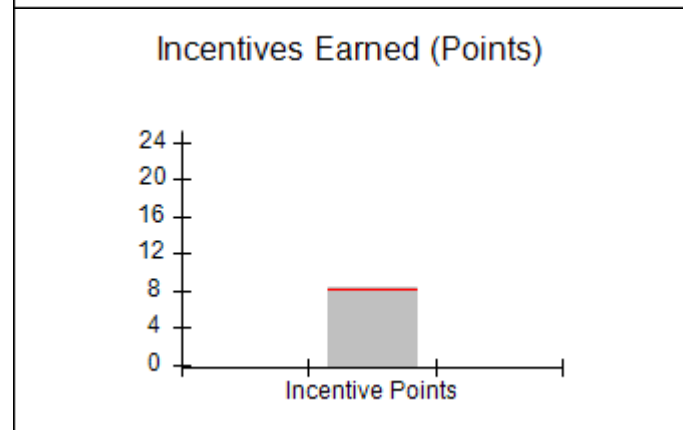
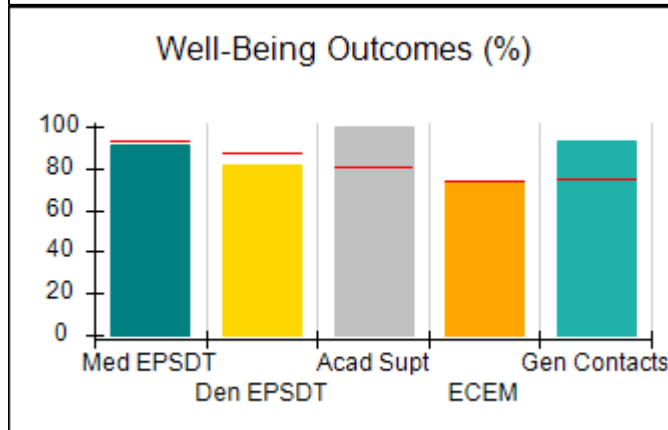
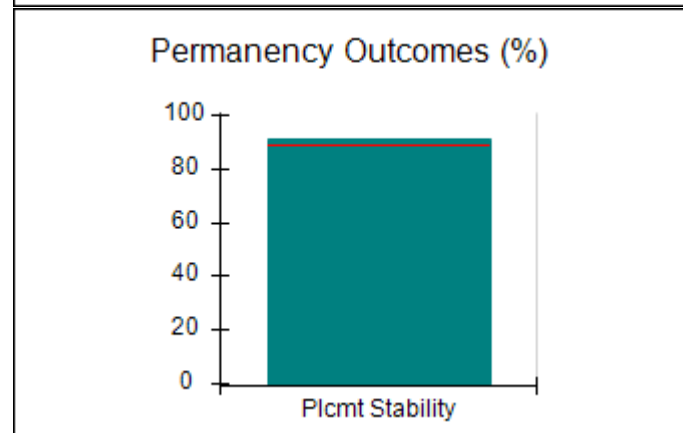
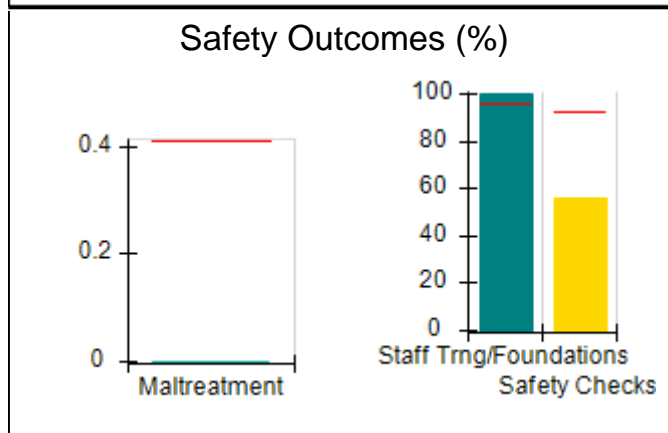
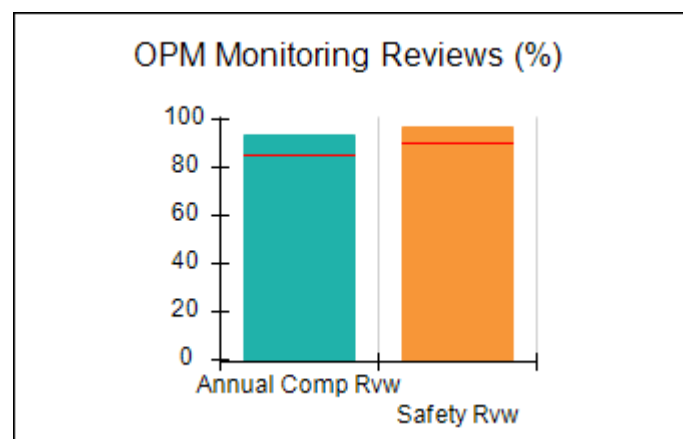
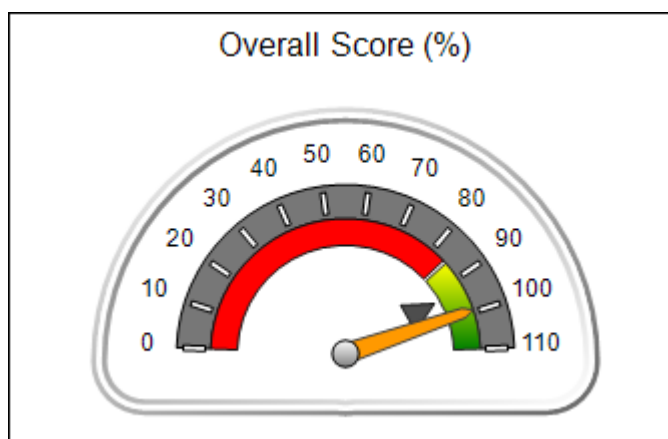
**DHS, DFCS, Office of Provider Management**  
**Performance-Based Placement Measures**  
**RBWO Provider GA+SCORECARD - CCI**



**Report Quarter: Q3 FY2019**

<b>Provider/Program Name: Methodist Home for Children &amp; Youth, The - Arabella (1016) - CCI</b>			
<b>9308 GA Hwy 85, Waverly Hall, GA 31831</b>	<b>Quarterly Scores (Grades)</b>		<b>Current Quarter Score (Grade)</b>
<b>Phone: 706-582-3843</b>	<b>Q1: 96.90 (A)</b>	<b>Q2: 106.23 (A+)</b>	<b>99.42% (A+)</b>
<b>Vendor ID# 71217</b>	<b>Q3: 99.42 (A+)</b>	<b>Q4: N/A</b>	
<b>Program Census Information:</b>	<b># Children in Care During Quarter: 11</b>	<b># Placements During Quarter: 11</b>	<b># Children in Care On Last Day: 9</b>
<b>Quarterly Provider Comparisons to All CCIs</b>			

▼ — indicates average for all CCIs







DHS, DFCS, Office of Provider Management  
**Performance-Based Placement Measures**  
**RBWO Provider GA+SCORECARD - CCI**



Report Quarter: Q3 FY2019

**Provider/Program Name: Methodist Home for Children & Youth, The - Arabella (1016) - CCI**

9308 GA Hwy 85, Waverly Hall, GA 31831	Quarterly Scores (Grades)		Current Quarter Score (Grade)
Phone: 706-582-3843	Q1: 96.90 (A)	Q2: 106.23 (A+)	<b>99.42% (A+)</b>
Vendor ID# 71217	Q3: 99.42 (A+)	Q4: N/A	

Program Census Information:	# Children in Care During Quarter: 11	# Placements During Quarter: 11	# Children in Care On Last Day: 9
-----------------------------	---------------------------------------	---------------------------------	-----------------------------------

	Avg Performance All CCIs (%)	Provider Performance (%)*	Possible Points (Weight)	Provider Points Earned
--	------------------------------	---------------------------	--------------------------	------------------------

**OPM Monitoring Reviews**

Annual Comprehensive Reviews	85%	94%	25	23.41
Safety Reviews	90%	97%	15	14.52
<b>Monitoring Sub-Total</b>			<b>40</b>	<b>37.92</b>

**CCI Safety Outcomes**

Incidence of Maltreatment	0.41%	No Substantiated Reports	10	10.00
Staff Training/Foundations	96%	100%	5	5.00
Staff Safety Checks	92%	56%	5	2.80
<b>Safety Sub-Total</b>			<b>20</b>	<b>17.80</b>

**CCI Permanency Outcomes**

Placement Stability	89%	91%	15	13.65
<b>Permanency Sub-Total</b>			<b>15</b>	<b>13.65</b>

**CCI Well-Being Outcomes**

EPSDT Medical Visits	93%	91%	4	3.64
EPSDT Dental Visits	87%	82%	4	3.28
Academic Supports	81%	100%	3	3.00
Provider ECEM Visits	74%	74%	7	5.18
Provider General Contacts	75%	93%	7	6.51
Placements with Siblings	36%	73%	Not Scored	Not Scored
Placements within Legal County	14%	0%	Not Scored	Not Scored
<b>Well-Being Sub-Total</b>			<b>25</b>	<b>21.61</b>

\*Performance calculation descriptions can be found in the FY 2019 RBWO PBP Measurements and Standards Guide.

<b>Monitoring &amp; Outcomes: Possible Points = 100</b>	<b>Points Earned = 90.98</b>
<b>Score Before Incentives Credit</b>	<b>90.98%</b>
<b>Incentives Awarded</b>	<b>8.44 pts</b>
<b>PBP Verification</b>	<b>N/A pts</b>
<b>Total Score</b>	<b>99.42%</b>



**DHS, DFCS, Office of Provider Management**  
**Performance-Based Placement Measures**  
**RBWO Provider GA+SCORECARD - CCI**



**Report Quarter: Q3 FY2019**

**Provider/Program Name: Methodist Home for Children & Youth, The - Arabella (1016) - CCI**

Program Census Information:		# Children in Care During Quarter: 11	# Placements During Quarter: 11	# Children in Care On Last Day: 9
CCI Incentive Credits	Avg Performance All CCIs (Points)	Provider Performance (%)*	Possible Points (Weight)	Provider Points Earned
Early EPSDT Medical Visits		33%	2	0.66
Early EPSDT Dental Visits		33%	2	0.66
Permanency Contacts		None Planned	5	
Additional Academic Supports		56%	2	1.12
HS Grad/GED/Prof or Trade Certificate/College		N/A	10/5/5/1	
EYSS Agreement		Not Eligible	5	
Community Connections		0%	4	0.00
Active Agency Accreditation		50%	4	2.00
Staff Clinical Licensure		0%	5	0.00
Behavior Management (threshold = 0)		100%	4	4.00
<b>Incentives Total</b>	<b>8.21</b>			<b>8.44</b>
Maximum total combined incentive credit allowed is 10 points.			<b>Incentives Awarded</b>	<b>8.44</b>

\*Performance calculation descriptions can be found in the FY 2019 RBWO PBP Measurements and Standards Guide.

**Child Protective Services Investigations and Dispositions**

The following investigations data, which is not used for scoring but is considered significant to a provider's performance, is from Georgia SHINES and is not considered final or complete until the end of the fiscal year.

Total Reports:	0	
Number Screened In:	0	
Number Screened Out:	0	
Number Substantiated:	0	
Number Unsubstantiated:	0	
Number Active CPS Investigations:	0	



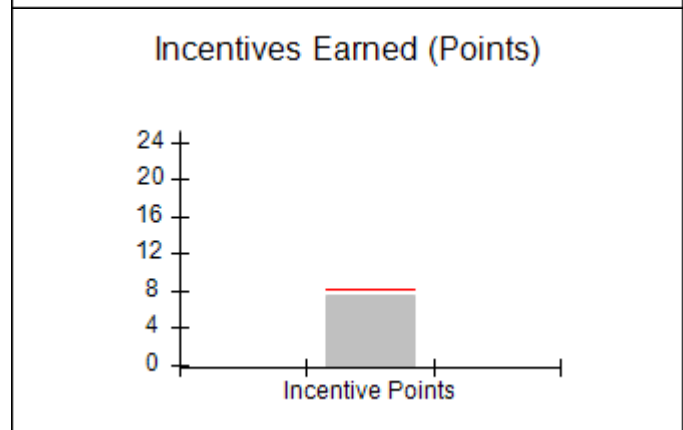
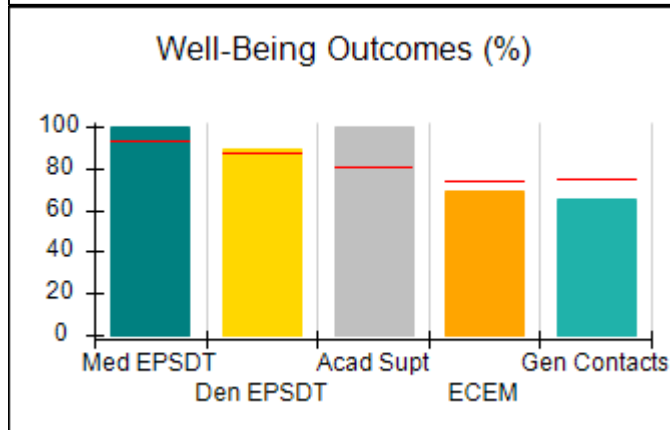
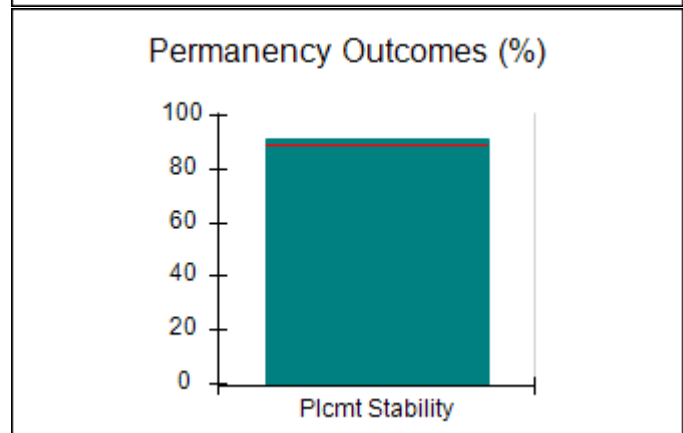
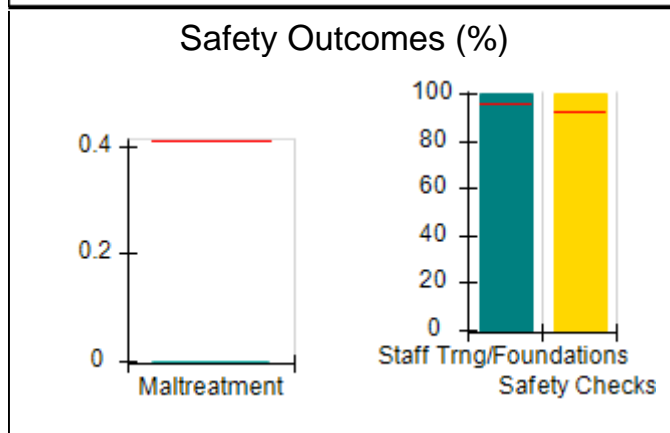
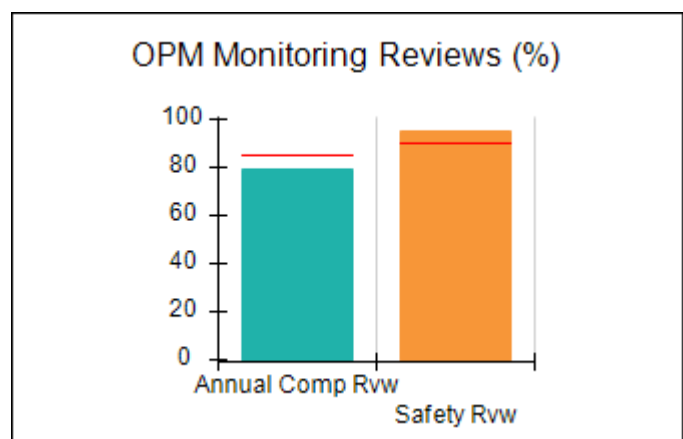
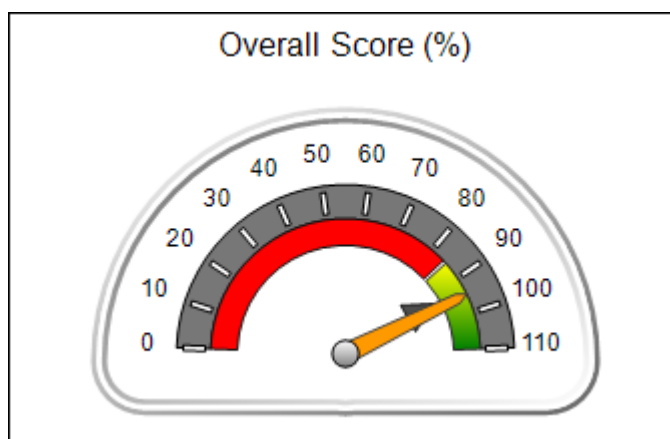
**DHS, DFCS, Office of Provider Management**  
**Performance-Based Placement Measures**  
**RBWO Provider GA+SCORECARD - CCI**



**Report Quarter: Q3 FY2019**

<b>Provider/Program Name: Methodist Home for Children &amp; Youth, The - dba Americus Group Home (749) - CCI</b>			
<b>102 Mill Creek Rd., Americus, GA 31709</b>	<b>Quarterly Scores (Grades)</b>		<b>Current Quarter Score (Grade)</b>
<b>Phone: 229-924-9550</b>	<b>Q1: 97.71 (A+)</b>	<b>Q2: 99.62 (A+)</b>	<b>94.97% (A)</b>
<b>Vendor ID# 35463</b>	<b>Q3: 94.97 (A)</b>	<b>Q4: N/A</b>	
Program Census Information:	# Children in Care During Quarter: 11	# Placements During Quarter: 11	# Children in Care On Last Day: 9
<b>Quarterly Provider Comparisons to All CCIs</b>			

▼ — indicates average for all CCIs





# Performance-Based Placement Measures

## RBWO Provider GA+SCORECARD - CCI

Report Quarter: Q3 FY2019

Provider/Program Name: Methodist Home for Children & Youth, The - dba Americus Group Home (749) - CCI				
102 Mill Creek Rd., Americus, GA 31709		Quarterly Scores (Grades)		Current Quarter Score (Grade)
Phone: 229-924-9550		Q1: 97.71 (A+)	Q2: 99.62 (A+)	<b>94.97% (A)</b>
Vendor ID# 35463		Q3: 94.97 (A)	Q4: N/A	
Program Census Information:		# Children in Care During Quarter: 11	# Placements During Quarter: 11	# Children in Care On Last Day: 9
	Avg Performance All CCIs (%)	Provider Performance (%)*	Possible Points (Weight)	Provider Points Earned
<b>OPM Monitoring Reviews</b>				
Annual Comprehensive Reviews	85%	80%	25	19.88
Safety Reviews	90%	95%	15	14.25
<b>Monitoring Sub-Total</b>			<b>40</b>	<b>34.13</b>
<b>CCI Safety Outcomes</b>				
Incidence of Maltreatment	0.41%	No Substantiated Reports	10	10.00
Staff Training/Foundations	96%	100%	5	5.00
Staff Safety Checks	92%	100%	5	5.00
<b>Safety Sub-Total</b>			<b>20</b>	<b>20.00</b>
<b>CCI Permanency Outcomes</b>				
Placement Stability	89%	91%	15	13.65
<b>Permanency Sub-Total</b>			<b>15</b>	<b>13.65</b>
<b>CCI Well-Being Outcomes</b>				
EPSDT Medical Visits	93%	100%	4	4.00
EPSDT Dental Visits	87%	89%	4	3.56
Academic Supports	81%	100%	3	3.00
Provider ECEM Visits	74%	69%	7	4.83
Provider General Contacts	75%	65%	7	4.55
Placements with Siblings	36%	0%	Not Scored	Not Scored
Placements within Legal County	14%	0%	Not Scored	Not Scored
<b>Well-Being Sub-Total</b>			<b>25</b>	<b>19.94</b>
*Performance calculation descriptions can be found in the FY 2019 RBWO PBP Measurements and Standards Guide.				

Monitoring & Outcomes: Possible Points = 100		Points Earned = 87.72	
Score Before Incentives Credit		87.72%	
Incentives Awarded		7.38 pts	
PBP Verification		-0.13 pts	
Total Score		94.97%	



**DHS, DFCS, Office of Provider Management**  
**Performance-Based Placement Measures**  
**RBWO Provider GA+SCORECARD - CCI**



**Report Quarter: Q3 FY2019**

**Provider/Program Name: Methodist Home for Children & Youth, The - dba Americus Group Home (749) - CCI**

Program Census Information:		# Children in Care During Quarter: 11	# Placements During Quarter: 11	# Children in Care On Last Day: 9
CCI Incentive Credits	Avg Performance All CCIs (Points)	Provider Performance (%)*	Possible Points (Weight)	Provider Points Earned
Early EPSDT Medical Visits		Not Eligible	2	
Early EPSDT Dental Visits		0%	2	0.00
Permanency Contacts		None Planned	5	
Additional Academic Supports		69%	2	1.38
HS Grad/GED/Prof or Trade Certificate/College		N/A	10/5/5/1	
EYSS Agreement		Not Eligible	5	
Community Connections		0%	4	0.00
Active Agency Accreditation		50%	4	2.00
Staff Clinical Licensure		0%	5	0.00
Behavior Management (threshold = 0)		100%	4	4.00
<b>Incentives Total</b>	<b>8.21</b>			<b>7.38</b>
Maximum total combined incentive credit allowed is 10 points.			<b>Incentives Awarded</b>	<b>7.38</b>

\*Performance calculation descriptions can be found in the FY 2019 RBWO PBP Measurements and Standards Guide.

**Child Protective Services Investigations and Dispositions**

The following investigations data, which is not used for scoring but is considered significant to a provider's performance, is from Georgia SHINES and is not considered final or complete until the end of the fiscal year.

Total Reports:	0
Number Screened In:	0
Number Screened Out:	0
Number Substantiated:	0
Number Unsubstantiated:	0
Number Active CPS Investigations:	0



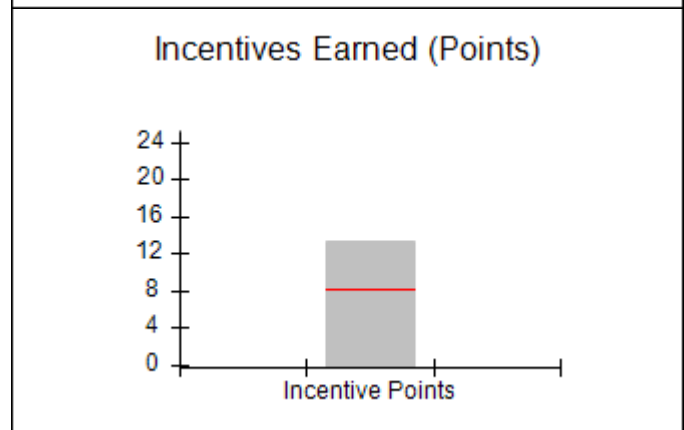
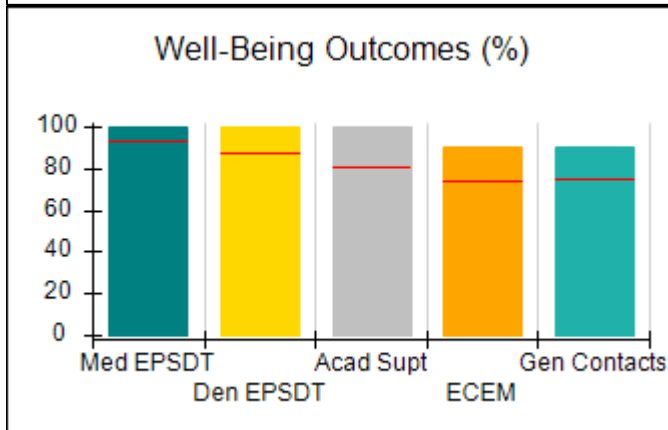
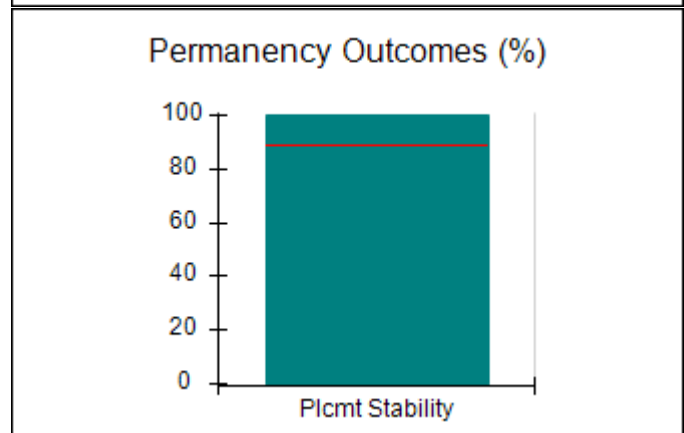
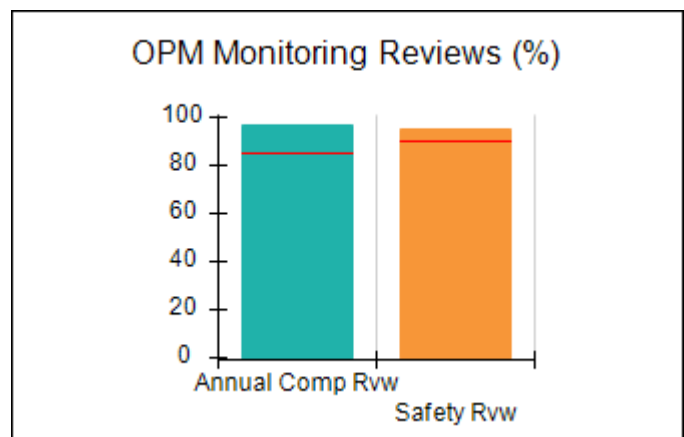
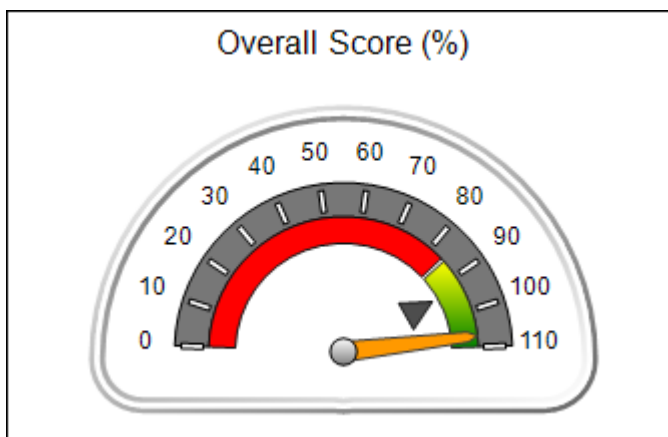
**DHS, DFCS, Office of Provider Management**  
**Performance-Based Placement Measures**  
**RBWO Provider GA+SCORECARD - CCI**



**Report Quarter: Q3 FY2019**

<b>Provider/Program Name: Methodist Home for Children &amp; Youth, The - dba St. Marys Group Home (750) - CCI</b>			
<b>3296 Winding Road, St. Marys, GA 31558</b>	<b>Quarterly Scores (Grades)</b>		<b>Current Quarter Score (Grade)</b>
<b>Phone: 912-882-7770</b>	<b>Q1: 105.77 (A+)</b>	<b>Q2: 101.71 (A+)</b>	<b>107.08% (A+)</b>
<b>Vendor ID# 35459</b>	<b>Q3: 107.08 (A+)</b>	<b>Q4: N/A</b>	
<b>Program Census Information:</b>	<b># Children in Care During Quarter: 10</b>	<b># Placements During Quarter: 10</b>	<b># Children in Care On Last Day: 9</b>
<b>Quarterly Provider Comparisons to All CCIs</b>			

▼ — indicates average for all CCIs





# Performance-Based Placement Measures

## RBWO Provider GA+SCORECARD - CCI

Report Quarter: Q3 FY2019

<b>Provider/Program Name: Methodist Home for Children &amp; Youth, The - dba St. Marys Group Home (750) - CCI</b>				
3296 Winding Road, St. Marys, GA 31558		Quarterly Scores (Grades)		Current Quarter Score (Grade)
Phone: 912-882-7770		Q1: 105.77 (A+)	Q2: 101.71 (A+)	<b>107.08% (A+)</b>
Vendor ID# 35459		Q3: 107.08 (A+)	Q4: N/A	
Program Census Information:		# Children in Care During Quarter: 10	# Placements During Quarter: 10	# Children in Care On Last Day: 9
	Avg Performance All CCIs (%)	Provider Performance (%)*	Possible Points (Weight)	Provider Points Earned
<b>OPM Monitoring Reviews</b>				
Annual Comprehensive Reviews	85%	97%	25	24.23
Safety Reviews	90%	95%	15	14.25
<b>Monitoring Sub-Total</b>			<b>40</b>	<b>38.48</b>
<b>CCI Safety Outcomes</b>				
Incidence of Maltreatment	0.41%	No Substantiated Reports	10	10.00
Staff Training/Foundations	96%	100%	5	5.00
Staff Safety Checks	92%	100%	5	5.00
<b>Safety Sub-Total</b>			<b>20</b>	<b>20.00</b>
<b>CCI Permanency Outcomes</b>				
Placement Stability	89%	100%	15	15.00
<b>Permanency Sub-Total</b>			<b>15</b>	<b>15.00</b>
<b>CCI Well-Being Outcomes</b>				
EPSDT Medical Visits	93%	100%	4	4.00
EPSDT Dental Visits	87%	100%	4	4.00
Academic Supports	81%	100%	3	3.00
Provider ECEM Visits	74%	90%	7	6.30
Provider General Contacts	75%	90%	7	6.30
Placements with Siblings	36%	40%	Not Scored	Not Scored
Placements within Legal County	14%	0%	Not Scored	Not Scored
<b>Well-Being Sub-Total</b>			<b>25</b>	<b>23.60</b>
*Performance calculation descriptions can be found in the FY 2019 RBWO PBP Measurements and Standards Guide.				

<b>Monitoring &amp; Outcomes: Possible Points = 100</b>		<b>Points Earned = 97.08</b>	
<b>Score Before Incentives Credit</b>			<b>97.08%</b>
<b>Incentives Awarded</b>			<b>10.00 pts</b>
<b>PBP Verification</b>			<b>N/A pts</b>
<b>Total Score</b>			<b>107.08%</b>



DHS, DFCS, Office of Provider Management  
**Performance-Based Placement Measures**  
**RBWO Provider GA+SCORECARD - CCI**



Report Quarter: Q3 FY2019

**Provider/Program Name: Methodist Home for Children & Youth, The - dba St. Marys Group Home (750) - CCI**

Program Census Information:		# Children in Care During Quarter: 10	# Placements During Quarter: 10	# Children in Care On Last Day: 9
CCI Incentive Credits	Avg Performance All CCIs (Points)	Provider Performance (%)*	Possible Points (Weight)	Provider Points Earned
Early EPSDT Medical Visits		100%	2	2.00
Early EPSDT Dental Visits		100%	2	2.00
Permanency Contacts		60%	5	3.00
Additional Academic Supports		18%	2	0.36
HS Grad/GED/Prof or Trade Certificate/College		N/A	10/5/5/1	
EYSS Agreement		0%	5	0.00
Community Connections		0%	4	0.00
Active Agency Accreditation		50%	4	2.00
Staff Clinical Licensure		0%	5	0.00
Behavior Management (threshold = 0)		100%	4	4.00
<b>Incentives Total</b>	<b>8.21</b>			<b>13.36</b>
Maximum total combined incentive credit allowed is 10 points.			<b>Incentives Awarded</b>	<b>10.00</b>

\*Performance calculation descriptions can be found in the FY 2019 RBWO PBP Measurements and Standards Guide.

**Child Protective Services Investigations and Dispositions**

The following investigations data, which is not used for scoring but is considered significant to a provider's performance, is from Georgia SHINES and is not considered final or complete until the end of the fiscal year.

Total Reports:	5
Number Screened In:	3
Number Screened Out:	2
Number Substantiated:	0
Number Unsubstantiated:	0
Number Active CPS Investigations:	3



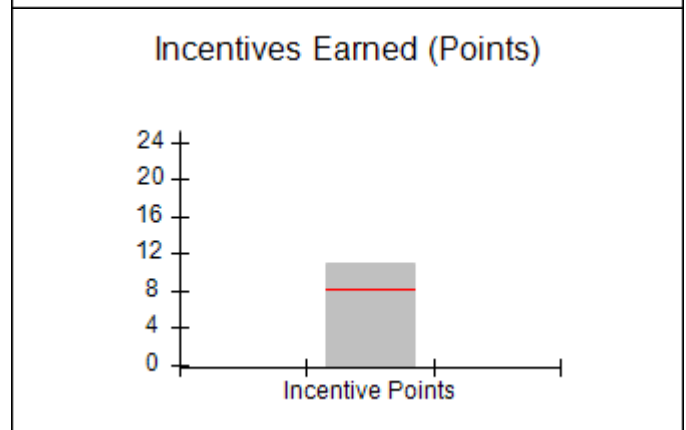
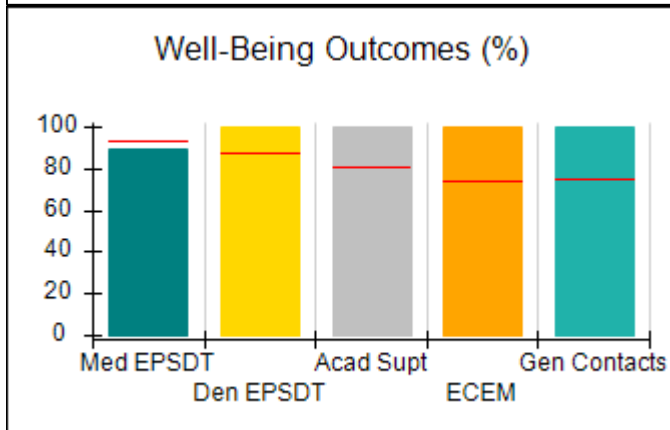
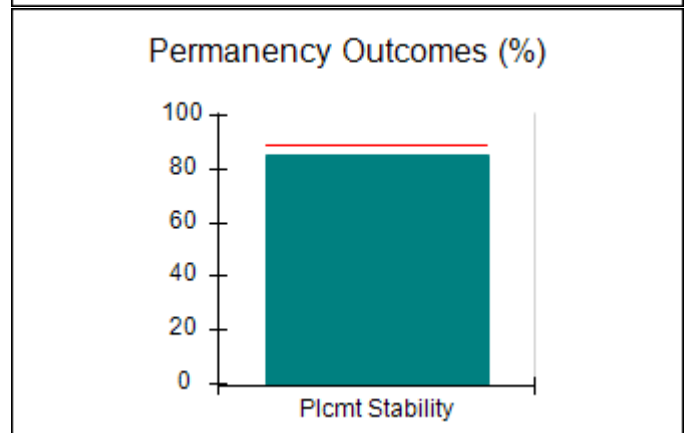
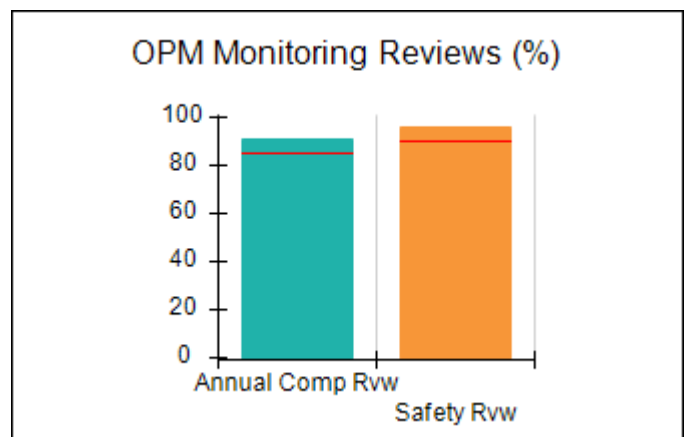
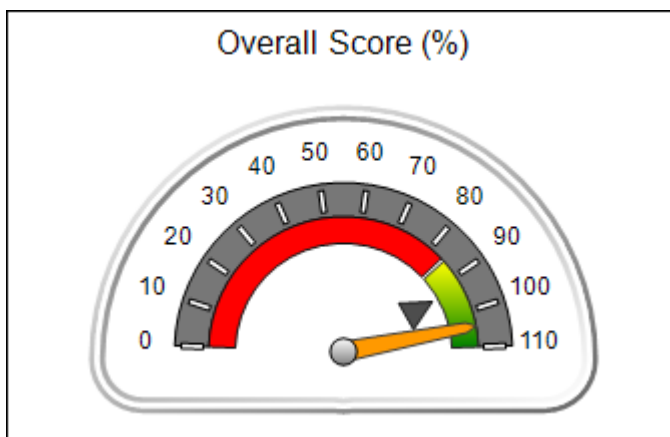


# Performance-Based Placement Measures RBWO Provider GA+SCORECARD - CCI

Report Quarter: Q3 FY2019

Provider/Program Name: Methodist Home for Children & Youth, The - dba Valdosta Group Home (752) - CCI			
2545 East Park Ave., Valdosta, GA 31605	Quarterly Scores (Grades)		Current Quarter Score (Grade)
Phone: 229-247-5100	Q1: 106.75 (A+)	Q2: 106.94 (A+)	<b>104.38%</b> <b>(A+)</b>
Vendor ID# 35466	Q3: 104.38 (A+)	Q4: N/A	
Program Census Information:	# Children in Care During Quarter: 13	# Placements During Quarter: 13	# Children in Care On Last Day: 6
Quarterly Provider Comparisons to All CCIs			

▼ — indicates average for all CCIs





## Performance-Based Placement Measures

### RBWO Provider GA+SCORECARD - CCI

Report Quarter: Q3 FY2019

<b>Provider/Program Name: Methodist Home for Children &amp; Youth, The - dba Valdosta Group Home (752) - CCI</b>				
2545 East Park Ave., Valdosta, GA 31605		Quarterly Scores (Grades)		Current Quarter Score (Grade)
Phone: 229-247-5100		Q1: 106.75 (A+)	Q2: 106.94 (A+)	<b>104.38% (A+)</b>
Vendor ID# 35466		Q3: 104.38 (A+)	Q4: N/A	
Program Census Information:		# Children in Care During Quarter: 13	# Placements During Quarter: 13	# Children in Care On Last Day: 6
	Avg Performance All CCIs (%)	Provider Performance (%)*	Possible Points (Weight)	Provider Points Earned
<b>OPM Monitoring Reviews</b>				
Annual Comprehensive Reviews	85%	91%	25	22.71
Safety Reviews	90%	96%	15	14.36
<b>Monitoring Sub-Total</b>			<b>40</b>	<b>37.07</b>
<b>CCI Safety Outcomes</b>				
Incidence of Maltreatment	0.41%	No Substantiated Reports	10	10.00
Staff Training/Foundations	96%	100%	5	5.00
Staff Safety Checks	92%	100%	5	5.00
<b>Safety Sub-Total</b>			<b>20</b>	<b>20.00</b>
<b>CCI Permanency Outcomes</b>				
Placement Stability	89%	85%	15	12.75
<b>Permanency Sub-Total</b>			<b>15</b>	<b>12.75</b>
<b>CCI Well-Being Outcomes</b>				
EPSDT Medical Visits	93%	89%	4	3.56
EPSDT Dental Visits	87%	100%	4	4.00
Academic Supports	81%	100%	3	3.00
Provider ECEM Visits	74%	100%	7	7.00
Provider General Contacts	75%	100%	7	7.00
Placements with Siblings	36%	13%	Not Scored	Not Scored
Placements within Legal County	14%	0%	Not Scored	Not Scored
<b>Well-Being Sub-Total</b>			<b>25</b>	<b>24.56</b>
*Performance calculation descriptions can be found in the FY 2019 RBWO PBP Measurements and Standards Guide.				

<b>Monitoring &amp; Outcomes: Possible Points = 100</b>		<b>Points Earned = 94.38</b>	
<b>Score Before Incentives Credit</b>			<b>94.38%</b>
<b>Incentives Awarded</b>			<b>10.00 pts</b>
<b>PBP Verification</b>			<b>N/A pts</b>
<b>Total Score</b>			<b>104.38%</b>



**DHS, DFCS, Office of Provider Management**  
**Performance-Based Placement Measures**  
**RBWO Provider GA+SCORECARD - CCI**



**Report Quarter: Q3 FY2019**

**Provider/Program Name: Methodist Home for Children & Youth, The - dba Valdosta Group Home (752) - CCI**

Program Census Information:		# Children in Care During Quarter: 13	# Placements During Quarter: 13	# Children in Care On Last Day: 6
CCI Incentive Credits	Avg Performance All CCIs (Points)	Provider Performance (%)*	Possible Points (Weight)	Provider Points Earned
Early EPSDT Medical Visits		67%	2	1.34
Early EPSDT Dental Visits		100%	2	2.00
Permanency Contacts		0%	5	0.00
Additional Academic Supports		79%	2	1.58
HS Grad/GED/Prof or Trade Certificate/College		N/A	10/5/5/1	
EYSS Agreement		0%	5	0.00
Community Connections		0%	4	0.00
Active Agency Accreditation		50%	4	2.00
Staff Clinical Licensure		0%	5	0.00
Behavior Management (threshold = 0)		100%	4	4.00
<b>Incentives Total</b>	<b>8.21</b>			<b>10.92</b>
Maximum total combined incentive credit allowed is 10 points.			<b>Incentives Awarded</b>	<b>10.00</b>

\*Performance calculation descriptions can be found in the FY 2019 RBWO PBP Measurements and Standards Guide.

**Child Protective Services Investigations and Dispositions**

The following investigations data, which is not used for scoring but is considered significant to a provider's performance, is from Georgia SHINES and is not considered final or complete until the end of the fiscal year.

Total Reports:	0
Number Screened In:	0
Number Screened Out:	0
Number Substantiated:	0
Number Unsubstantiated:	0
Number Active CPS Investigations:	0

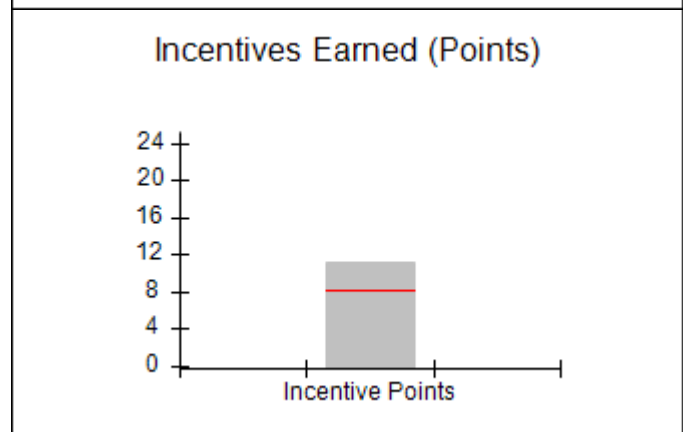
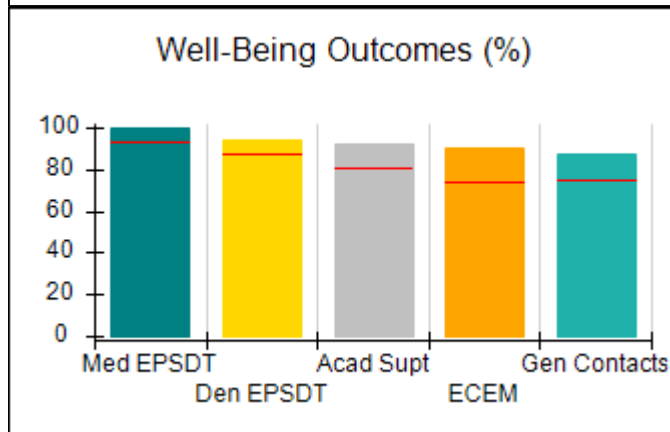
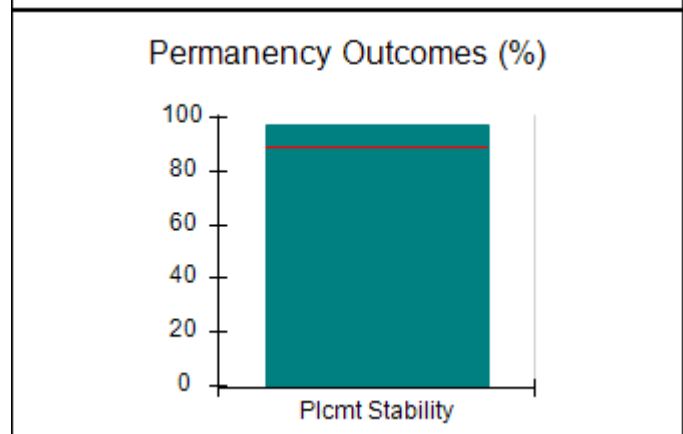
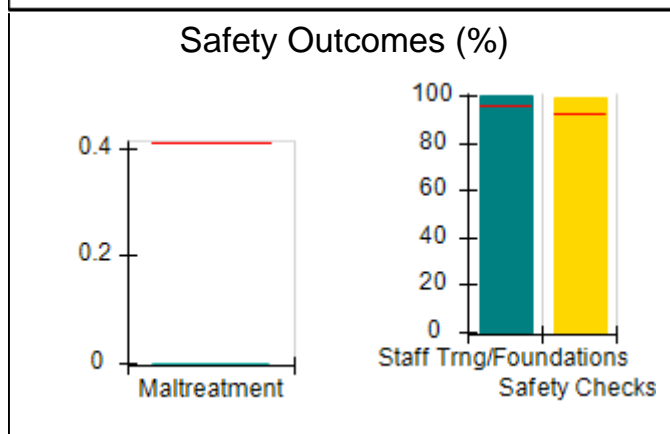
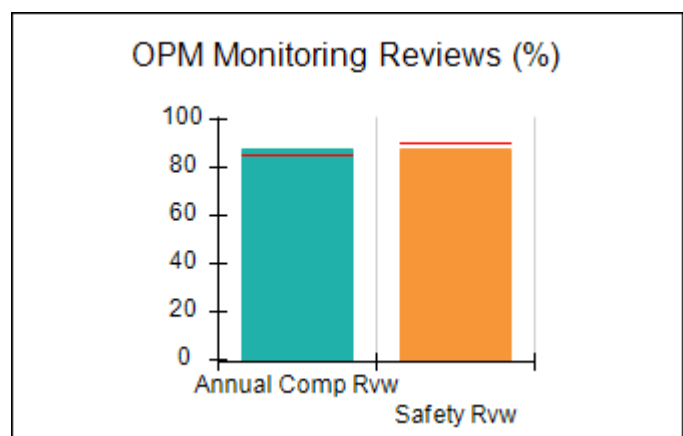
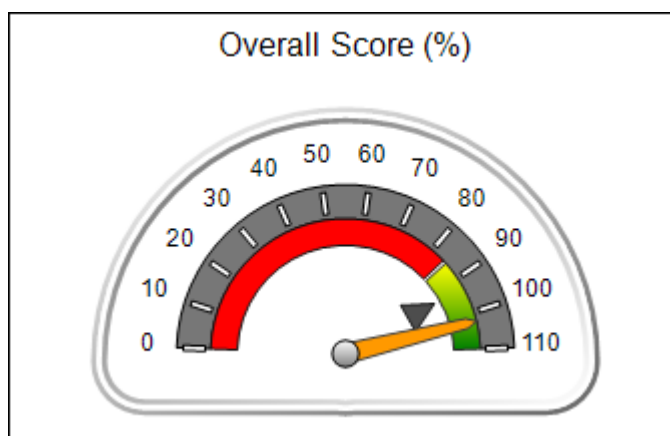


**DHS, DFCS, Office of Provider Management**  
**Performance-Based Placement Measures**  
**RBWO Provider GA+SCORECARD - CCI**  
**Report Quarter: Q3 FY2019**



Provider/Program Name: Methodist Home for Children & Youth, The - Macon (754) - CCI			
304 Pierce Ave., Macon, GA 31204	Quarterly Scores (Grades)		Current Quarter Score (Grade)
Phone: 478-751-2800	Q1: 98.34 (A+)	Q2: 102.83 (A+)	<b>102.57%</b> <b>(A+)</b>
Vendor ID# 35456	Q3: 102.57 (A+)	Q4: N/A	
Program Census Information:	# Children in Care During Quarter: 65	# Placements During Quarter: 65	# Children in Care On Last Day: 53
Quarterly Provider Comparisons to All CCIs			

▼ — indicates average for all CCIs





DHS, DFCS, Office of Provider Management  
**Performance-Based Placement Measures**  
**RBWO Provider GA+SCORECARD - CCI**  
 Report Quarter: Q3 FY2019



Provider/Program Name: Methodist Home for Children & Youth, The - Macon (754) - CCI				
304 Pierce Ave., Macon, GA 31204		Quarterly Scores (Grades)		Current Quarter Score (Grade)
Phone: 478-751-2800		Q1: 98.34 (A+)	Q2: 102.83 (A+)	<b>102.57%</b> <b>(A+)</b>
Vendor ID# 35456		Q3: 102.57 (A+)	Q4: N/A	
Program Census Information:		# Children in Care During Quarter: 65	# Placements During Quarter: 65	# Children in Care On Last Day: 53
	Avg Performance All CCIs (%)	Provider Performance (%)*	Possible Points (Weight)	Provider Points Earned
<b>OPM Monitoring Reviews</b>				
Annual Comprehensive Reviews	85%	88%	25	21.97
Safety Reviews	90%	88%	15	13.19
<b>Monitoring Sub-Total</b>			<b>40</b>	<b>35.16</b>
<b>CCI Safety Outcomes</b>				
Incidence of Maltreatment	0.41%	No Substantiated Reports	10	10.00
Staff Training/Foundations	96%	100%	5	5.00
Staff Safety Checks	92%	99%	5	4.95
<b>Safety Sub-Total</b>			<b>20</b>	<b>19.95</b>
<b>CCI Permanency Outcomes</b>				
Placement Stability	89%	97%	15	14.55
<b>Permanency Sub-Total</b>			<b>15</b>	<b>14.55</b>
<b>CCI Well-Being Outcomes</b>				
EPSDT Medical Visits	93%	100%	4	4.00
EPSDT Dental Visits	87%	94%	4	3.76
Academic Supports	81%	92%	3	2.76
Provider ECEM Visits	74%	90%	7	6.30
Provider General Contacts	75%	87%	7	6.09
Placements with Siblings	36%	28%	Not Scored	Not Scored
Placements within Legal County	14%	18%	Not Scored	Not Scored
<b>Well-Being Sub-Total</b>			<b>25</b>	<b>22.91</b>
*Performance calculation descriptions can be found in the FY 2019 RBWO PBP Measurements and Standards Guide.				

<b>Monitoring &amp; Outcomes: Possible Points = 100</b>		<b>Points Earned = 92.57</b>	
<b>Score Before Incentives Credit</b>			<b>92.57%</b>
<b>Incentives Awarded</b>			<b>10.00 pts</b>
<b>PBP Verification</b>			<b>N/A pts</b>
<b>Total Score</b>			<b>102.57%</b>



**DHS, DFCS, Office of Provider Management**  
**Performance-Based Placement Measures**  
**RBWO Provider GA+SCORECARD - CCI**  
**Report Quarter: Q3 FY2019**



**Provider/Program Name: Methodist Home for Children & Youth, The - Macon (754) - CCI**

Program Census Information:		# Children in Care During Quarter: 65	# Placements During Quarter: 65	# Children in Care On Last Day: 53
CCI Incentive Credits	Avg Performance All CCIs (Points)	Provider Performance (%)*	Possible Points (Weight)	Provider Points Earned
Early EPSDT Medical Visits		100%	2	2.00
Early EPSDT Dental Visits		85%	2	1.70
Permanency Contacts		0%	5	0.00
Additional Academic Supports		52%	2	1.04
HS Grad/GED/Prof or Trade Certificate/College		N/A	10/5/5/1	
EYSS Agreement		Not Eligible	5	
Community Connections		0%	4	0.00
Active Agency Accreditation		50%	4	2.00
Staff Clinical Licensure		10%	5	0.50
Behavior Management (threshold = 0)		100%	4	4.00
<b>Incentives Total</b>	<b>8.21</b>			<b>11.24</b>
Maximum total combined incentive credit allowed is 10 points.			<b>Incentives Awarded</b>	<b>10.00</b>

\*Performance calculation descriptions can be found in the FY 2019 RBWO PBP Measurements and Standards Guide.

**Child Protective Services Investigations and Dispositions**

The following investigations data, which is not used for scoring but is considered significant to a provider's performance, is from Georgia SHINES and is not considered final or complete until the end of the fiscal year.

Total Reports:	2
Number Screened In:	0
Number Screened Out:	2
Number Substantiated:	0
Number Unsubstantiated:	0
Number Active CPS Investigations:	0



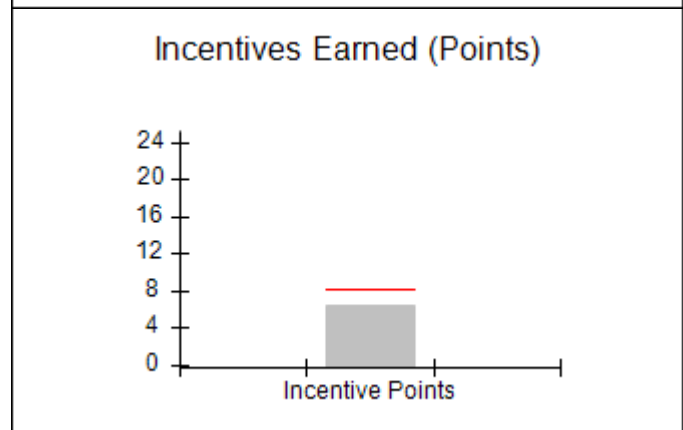
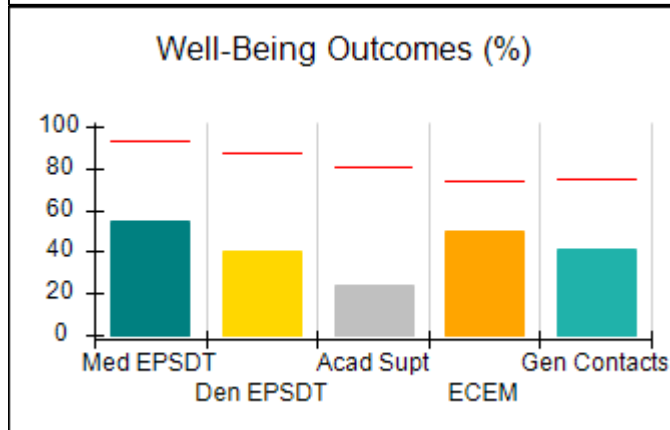
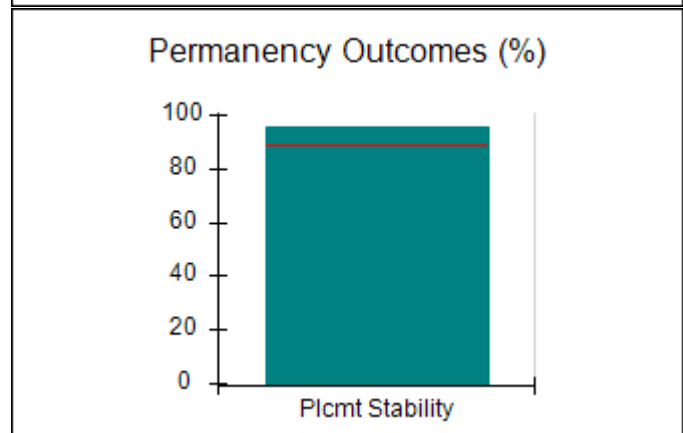
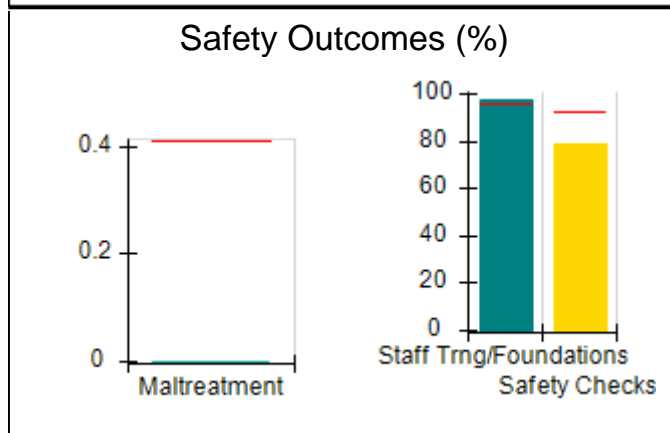
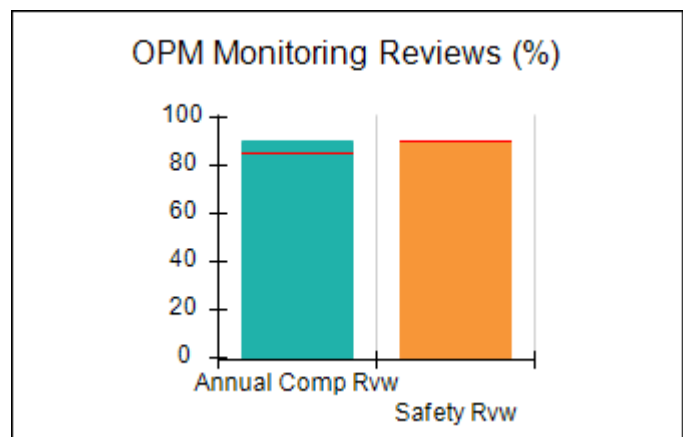
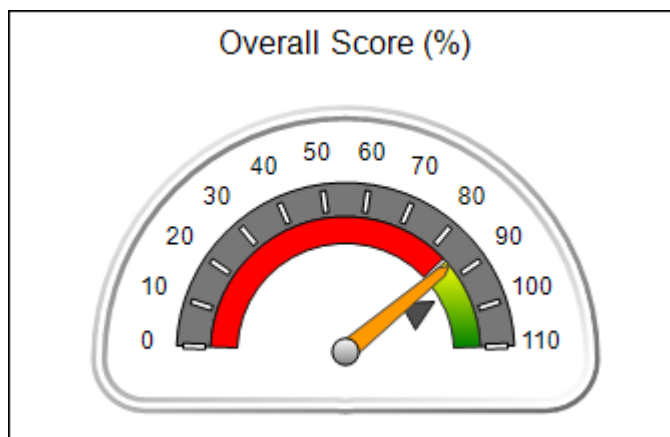
**DHS, DFCS, Office of Provider Management**  
**Performance-Based Placement Measures**  
**RBWO Provider GA+SCORECARD - CCI**



**Report Quarter: Q3 FY2019**

<b>Provider/Program Name: Methodist Home for Children &amp; Youth, The - Our House at Carpenter's Way Ranch (1015) - CCI</b>			
<b>1645 Hunter Rd., Cataula, GA 31804</b>	<b>Quarterly Scores (Grades)</b>		<b>Current Quarter Score (Grade)</b>
<b>Phone: 706-322-5406</b>	<b>Q1: 94.58 (A)</b>	<b>Q2: 92.06 (A-)</b>	<b>86.48%</b> <b>(B)</b>
<b>Vendor ID# 35257</b>	<b>Q3: 86.48 (B)</b>	<b>Q4: N/A</b>	
<b>Program Census Information:</b>	<b># Children in Care During Quarter: 23</b>	<b># Placements During Quarter: 23</b>	<b># Children in Care On Last Day: 19</b>
<b>Quarterly Provider Comparisons to All CCIs</b>			

▼ — indicates average for all CCIs





**Performance-Based Placement Measures**  
**RBWO Provider GA+SCORECARD - CCI**

Report Quarter: Q3 FY2019

**Provider/Program Name: Methodist Home for Children & Youth, The - Our House at Carpenter's Way Ranch (1015) - CCI**

1645 Hunter Rd., Cataula, GA 31804	Quarterly Scores (Grades)		Current Quarter Score (Grade)
Phone: 706-322-5406	Q1: 94.58 (A)	Q2: 92.06 (A-)	<b>86.48% (B)</b>
Vendor ID# 35257	Q3: 86.48 (B)	Q4: N/A	

Program Census Information:	# Children in Care During Quarter: 23	# Placements During Quarter: 23	# Children in Care On Last Day: 19
-----------------------------	---------------------------------------	---------------------------------	------------------------------------

	Avg Performance All CCIs (%)	Provider Performance (%)*	Possible Points (Weight)	Provider Points Earned
--	------------------------------	---------------------------	--------------------------	------------------------

**OPM Monitoring Reviews**

Annual Comprehensive Reviews	85%	90%	25	22.51
Safety Reviews	90%	90%	15	13.55
<b>Monitoring Sub-Total</b>			<b>40</b>	<b>36.05</b>

**CCI Safety Outcomes**

Incidence of Maltreatment	0.41%	No Substantiated Reports	10	10.00
Staff Training/Foundations	96%	97%	5	4.85
Staff Safety Checks	92%	79%	5	3.95
<b>Safety Sub-Total</b>			<b>20</b>	<b>18.80</b>

**CCI Permanency Outcomes**

Placement Stability	89%	96%	15	14.40
<b>Permanency Sub-Total</b>			<b>15</b>	<b>14.40</b>

**CCI Well-Being Outcomes**

EPSDT Medical Visits	93%	55%	4	2.20
EPSDT Dental Visits	87%	40%	4	1.60
Academic Supports	81%	24%	3	0.72
Provider ECEM Visits	74%	50%	7	3.50
Provider General Contacts	75%	41%	7	2.87
Placements with Siblings	36%	100%	Not Scored	Not Scored
Placements within Legal County	14%	Not Eligible	Not Scored	Not Scored
<b>Well-Being Sub-Total</b>			<b>25</b>	<b>10.89</b>

\*Performance calculation descriptions can be found in the FY 2019 RBWO PBP Measurements and Standards Guide.

<b>Monitoring &amp; Outcomes: Possible Points = 100</b>	<b>Points Earned = 80.14</b>
<b>Score Before Incentives Credit</b>	<b>80.14%</b>
<b>Incentives Awarded</b>	<b>6.34 pts</b>
<b>PBP Verification</b>	<b>N/A pts</b>
<b>Total Score</b>	<b>86.48%</b>





**DHS, DFCS, Office of Provider Management**  
**Performance-Based Placement Measures**  
**RBWO Provider GA+SCORECARD - CCI**



**Report Quarter: Q3 FY2019**

**Provider/Program Name: Methodist Home for Children & Youth, The - Our House at Carpenter's Way Ranch (1015) - CCI**

Program Census Information:		# Children in Care During Quarter: 23	# Placements During Quarter: 23	# Children in Care On Last Day: 19
CCI Incentive Credits	Avg Performance All CCIs (Points)	Provider Performance (%)*	Possible Points (Weight)	Provider Points Earned
Early EPSDT Medical Visits		10%	2	0.20
Early EPSDT Dental Visits		0%	2	0.00
Permanency Contacts		0%	5	0.00
Additional Academic Supports		7%	2	0.14
HS Grad/GED/Prof or Trade Certificate/College		N/A	10/5/5/1	
EYSS Agreement		Not Eligible	5	
Community Connections		0%	4	0.00
Active Agency Accreditation		50%	4	2.00
Staff Clinical Licensure		0%	5	0.00
Behavior Management (threshold = 0)		100%	4	4.00
<b>Incentives Total</b>	<b>8.21</b>			<b>6.34</b>
Maximum total combined incentive credit allowed is 10 points.			<b>Incentives Awarded</b>	<b>6.34</b>

\*Performance calculation descriptions can be found in the FY 2019 RBWO PBP Measurements and Standards Guide.

**Child Protective Services Investigations and Dispositions**

The following investigations data, which is not used for scoring but is considered significant to a provider's performance, is from Georgia SHINES and is not considered final or complete until the end of the fiscal year.

Total Reports:	1
Number Screened In:	1
Number Screened Out:	0
Number Substantiated:	0
Number Unsubstantiated:	1
Number Active CPS Investigations:	0



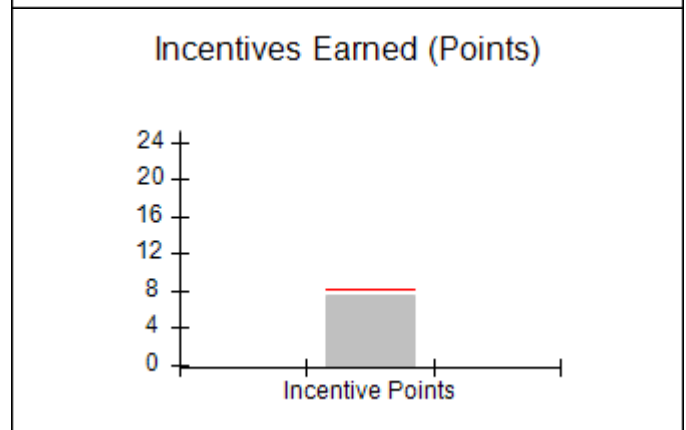
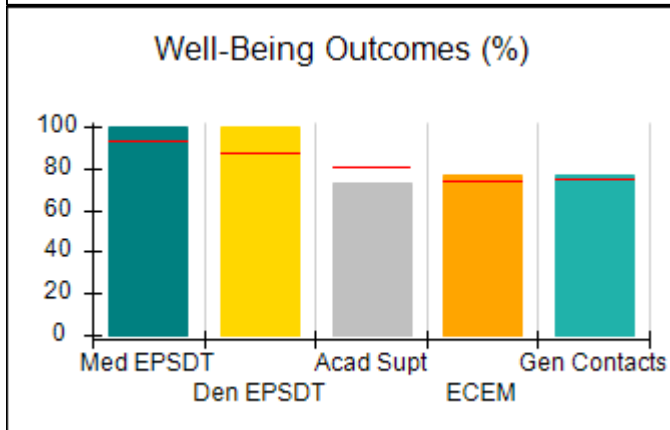
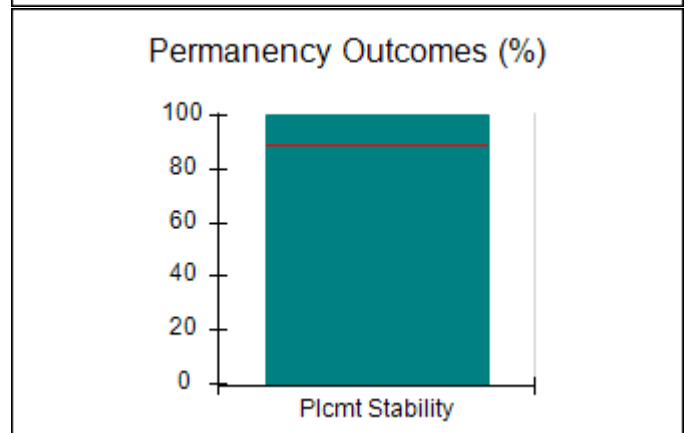
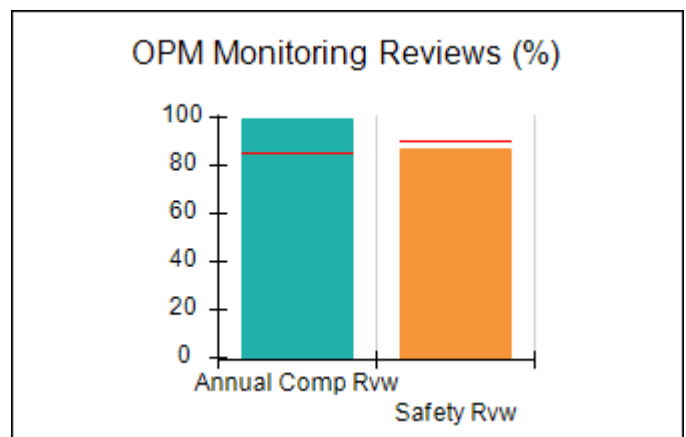
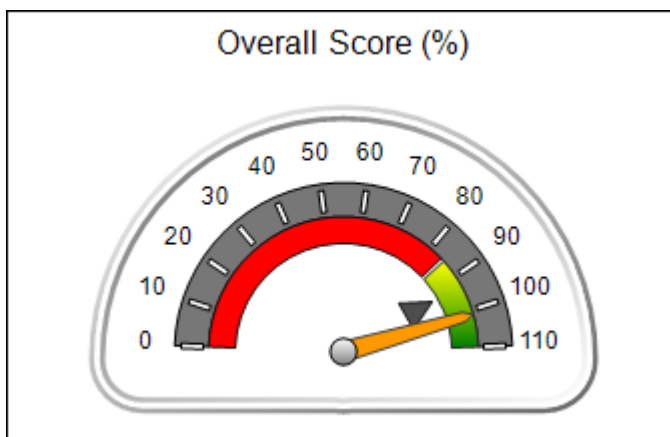
**DHS, DFCS, Office of Provider Management**  
**Performance-Based Placement Measures**  
**RBWO Provider GA+SCORECARD - CCI**



**Report Quarter: Q3 FY2019**

Provider/Program Name: Methodist Home for Children & Youth, The - STARS Program (753) - CCI			
304 Pierce Ave., Macon, GA 31204	Quarterly Scores (Grades)		Current Quarter Score (Grade)
Phone: 478-751-2800	Q1: 97.21 (A+)	Q2: 103.39 (A+)	<b>101.25% (A+)</b>
Vendor ID# 35461	Q3: 101.25 (A+)	Q4: N/A	
Program Census Information:	# Children in Care During Quarter: 9	# Placements During Quarter: 9	# Children in Care On Last Day: 6
Quarterly Provider Comparisons to All CCIs			

▼ — indicates average for all CCIs





DHS, DFCS, Office of Provider Management  
**Performance-Based Placement Measures**  
**RBWO Provider GA+SCORECARD - CCI**



Report Quarter: Q3 FY2019

**Provider/Program Name: Methodist Home for Children & Youth, The - STARS Program (753) - CCI**

304 Pierce Ave., Macon, GA 31204	Quarterly Scores (Grades)		Current Quarter Score (Grade)
Phone: 478-751-2800	Q1: 97.21 (A+)	Q2: 103.39 (A+)	<b>101.25% (A+)</b>
Vendor ID# 35461	Q3: 101.25 (A+)	Q4: N/A	

Program Census Information:	# Children in Care During Quarter: 9	# Placements During Quarter: 9	# Children in Care On Last Day: 6
-----------------------------	--------------------------------------	--------------------------------	-----------------------------------

	Avg Performance All CCIs (%)	Provider Performance (%)*	Possible Points (Weight)	Provider Points Earned
--	------------------------------	---------------------------	--------------------------	------------------------

**OPM Monitoring Reviews**

Annual Comprehensive Reviews	85%	100%	25	24.90
Safety Reviews	90%	86%	15	12.97
<b>Monitoring Sub-Total</b>			<b>40</b>	<b>37.86</b>

**CCI Safety Outcomes**

Incidence of Maltreatment	0.41%	No Substantiated Reports	10	10.00
Staff Training/Foundations	96%	100%	5	5.00
Staff Safety Checks	92%	100%	5	5.00
<b>Safety Sub-Total</b>			<b>20</b>	<b>20.00</b>

**CCI Permanency Outcomes**

Placement Stability	89%	100%	15	15.00
<b>Permanency Sub-Total</b>			<b>15</b>	<b>15.00</b>

**CCI Well-Being Outcomes**

EPSDT Medical Visits	93%	100%	4	4.00
EPSDT Dental Visits	87%	100%	4	4.00
Academic Supports	81%	73%	3	2.19
Provider ECEM Visits	74%	77%	7	5.39
Provider General Contacts	75%	77%	7	5.39
Placements with Siblings	36%	0%	Not Scored	Not Scored
Placements within Legal County	14%	0%	Not Scored	Not Scored
<b>Well-Being Sub-Total</b>			<b>25</b>	<b>20.97</b>

\*Performance calculation descriptions can be found in the FY 2019 RBWO PBP Measurements and Standards Guide.

<b>Monitoring &amp; Outcomes: Possible Points = 100</b>	<b>Points Earned = 93.83</b>
<b>Score Before Incentives Credit</b>	<b>93.83%</b>
<b>Incentives Awarded</b>	<b>7.42 pts</b>
<b>PBP Verification</b>	<b>N/A pts</b>
<b>Total Score</b>	<b>101.25%</b>



DHS, DFCS, Office of Provider Management  
**Performance-Based Placement Measures**  
**RBWO Provider GA+SCORECARD - CCI**



Report Quarter: Q3 FY2019

**Provider/Program Name: Methodist Home for Children & Youth, The - STARS Program (753) - CCI**

Program Census Information:		# Children in Care During Quarter: 9	# Placements During Quarter: 9	# Children in Care On Last Day: 6
CCI Incentive Credits	Avg Performance All CCIs (Points)	Provider Performance (%)*	Possible Points (Weight)	Provider Points Earned
Early EPSDT Medical Visits		Not Eligible	2	
Early EPSDT Dental Visits		Not Eligible	2	
Permanency Contacts		None Planned	5	
Additional Academic Supports		46%	2	0.92
HS Grad/GED/Prof or Trade Certificate/College		N/A	10/5/5/1	
EYSS Agreement		Not Eligible	5	
Community Connections		0%	4	0.00
Active Agency Accreditation		50%	4	2.00
Staff Clinical Licensure		10%	5	0.50
Behavior Management (threshold = 0)		100%	4	4.00
<b>Incentives Total</b>	<b>8.21</b>			<b>7.42</b>
Maximum total combined incentive credit allowed is 10 points.			<b>Incentives Awarded</b>	<b>7.42</b>

\*Performance calculation descriptions can be found in the FY 2019 RBWO PBP Measurements and Standards Guide.

**Child Protective Services Investigations and Dispositions**

The following investigations data, which is not used for scoring but is considered significant to a provider's performance, is from Georgia SHINES and is not considered final or complete until the end of the fiscal year.

Total Reports:	0
Number Screened In:	0
Number Screened Out:	0
Number Substantiated:	0
Number Unsubstantiated:	0
Number Active CPS Investigations:	0



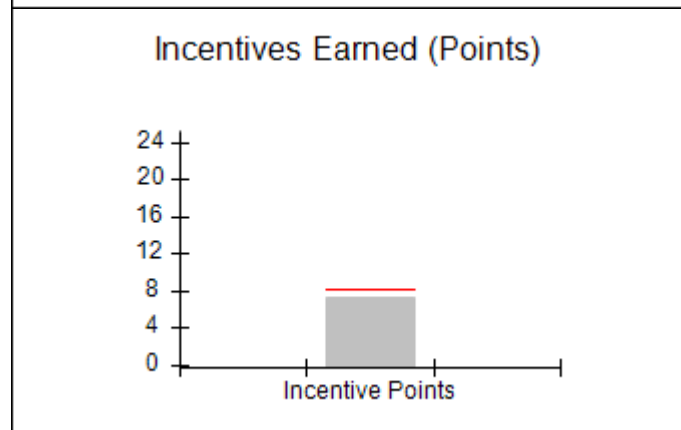
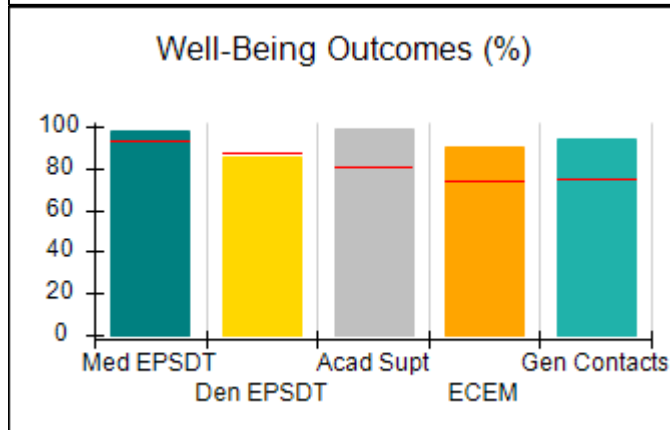
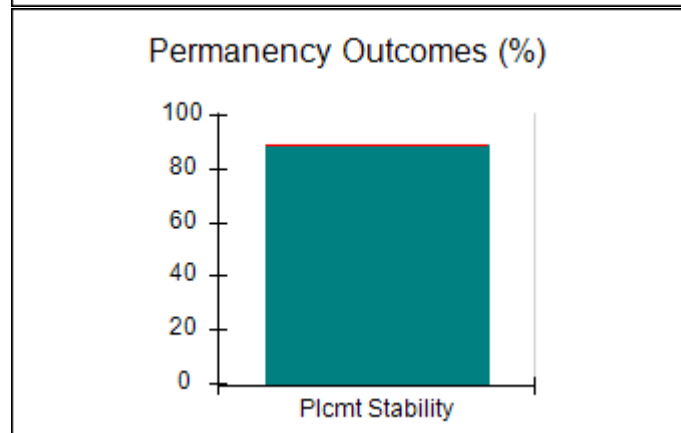
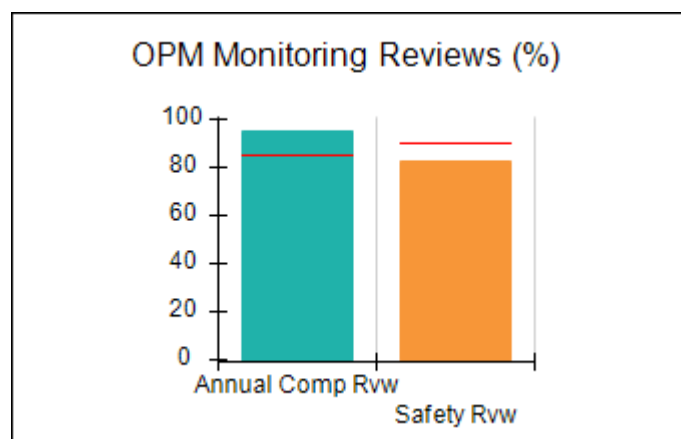
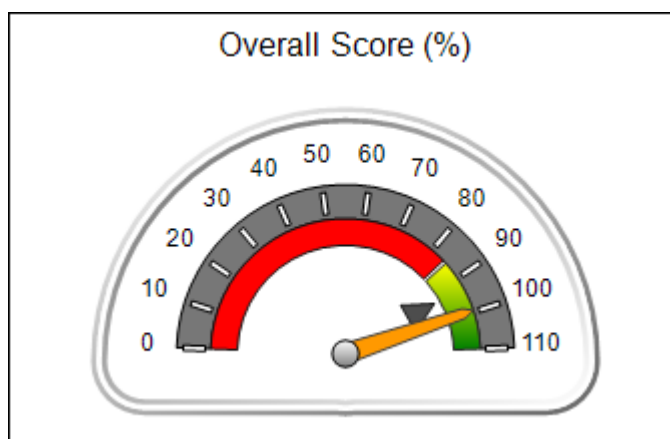
**DHS, DFCS, Office of Provider Management**  
**Performance-Based Placement Measures**  
**RBWO Provider GA+SCORECARD - CCI**



**Report Quarter: Q3 FY2019**

Provider/Program Name: Morningstar Children and Family Services - Residential Program (764) - CCI			
One Youth Estate Drive, Brunswick, GA 31525	Quarterly Scores (Grades)		Current Quarter Score (Grade)
Phone: 912-267-3700	Q1: 98.60 (A+)	Q2: 98.56 (A+)	<b>99.55%</b> <b>(A+)</b>
Vendor ID# 35480	Q3: 99.55 (A+)	Q4: N/A	
Program Census Information:	# Children in Care During Quarter: 53	# Placements During Quarter: 53	# Children in Care On Last Day: 41
<b>Quarterly Provider Comparisons to All CCIs</b>			

▼ — indicates average for all CCIs





DHS, DFCS, Office of Provider Management  
**Performance-Based Placement Measures**  
**RBWO Provider GA+SCORECARD - CCI**



Report Quarter: Q3 FY2019

**Provider/Program Name: Morningstar Children and Family Services - Residential Program (764) - CCI**

One Youth Estate Drive, Brunswick, GA 31525	Quarterly Scores (Grades)		Current Quarter Score (Grade)
Phone: 912-267-3700	Q1: 98.60 (A+)	Q2: 98.56 (A+)	<b>99.55% (A+)</b>
Vendor ID# 35480	Q3: 99.55 (A+)	Q4: N/A	

Program Census Information:	# Children in Care During Quarter: 53	# Placements During Quarter: 53	# Children in Care On Last Day: 41
-----------------------------	---------------------------------------	---------------------------------	------------------------------------

	Avg Performance All CCIs (%)	Provider Performance (%)*	Possible Points (Weight)	Provider Points Earned
--	------------------------------	---------------------------	--------------------------	------------------------

**OPM Monitoring Reviews**

Annual Comprehensive Reviews	85%	95%	25	23.74
Safety Reviews	90%	83%	15	12.38
<b>Monitoring Sub-Total</b>			<b>40</b>	<b>36.11</b>

**CCI Safety Outcomes**

Incidence of Maltreatment	0.41%	No Substantiated Reports	10	10.00
Staff Training/Foundations	96%	100%	5	5.00
Staff Safety Checks	92%	95%	5	4.75
<b>Safety Sub-Total</b>			<b>20</b>	<b>19.75</b>

**CCI Permanency Outcomes**

Placement Stability	89%	89%	15	13.35
<b>Permanency Sub-Total</b>			<b>15</b>	<b>13.35</b>

**CCI Well-Being Outcomes**

EPSDT Medical Visits	93%	98%	4	3.92
EPSDT Dental Visits	87%	85%	4	3.40
Academic Supports	81%	99%	3	2.97
Provider ECEM Visits	74%	90%	7	6.30
Provider General Contacts	75%	94%	7	6.58
Placements with Siblings	36%	53%	Not Scored	Not Scored
Placements within Legal County	14%	0%	Not Scored	Not Scored
<b>Well-Being Sub-Total</b>			<b>25</b>	<b>23.17</b>

\*Performance calculation descriptions can be found in the FY 2019 RBWO PBP Measurements and Standards Guide.

<b>Monitoring &amp; Outcomes: Possible Points = 100</b>	<b>Points Earned = 92.38</b>
<b>Score Before Incentives Credit</b>	<b>92.38%</b>
<b>Incentives Awarded</b>	<b>7.17 pts</b>
<b>PBP Verification</b>	<b>N/A pts</b>
<b>Total Score</b>	<b>99.55%</b>



**DHS, DFCS, Office of Provider Management**  
**Performance-Based Placement Measures**  
**RBWO Provider GA+SCORECARD - CCI**



**Report Quarter: Q3 FY2019**

**Provider/Program Name: Morningstar Children and Family Services - Residential Program (764) - CCI**

Program Census Information:		# Children in Care During Quarter: 53	# Placements During Quarter: 53	# Children in Care On Last Day: 41
CCI Incentive Credits	Avg Performance All CCIs (Points)	Provider Performance (%)*	Possible Points (Weight)	Provider Points Earned
Early EPSDT Medical Visits		88%	2	1.76
Early EPSDT Dental Visits		58%	2	1.16
Permanency Contacts		45%	5	2.25
Additional Academic Supports		0%	2	0.00
HS Grad/GED/Prof or Trade Certificate/College		N/A	10/5/5/1	
EYSS Agreement		0%	5	0.00
Community Connections		0%	4	0.00
Active Agency Accreditation		50%	4	2.00
Staff Clinical Licensure		0%	5	0.00
Behavior Management (threshold = 0)		0%	4	0.00
<b>Incentives Total</b>	<b>8.21</b>			<b>7.17</b>
Maximum total combined incentive credit allowed is 10 points.			<b>Incentives Awarded</b>	<b>7.17</b>

\*Performance calculation descriptions can be found in the FY 2019 RBWO PBP Measurements and Standards Guide.

**Child Protective Services Investigations and Dispositions**

The following investigations data, which is not used for scoring but is considered significant to a provider's performance, is from Georgia SHINES and is not considered final or complete until the end of the fiscal year.

Total Reports:	3
Number Screened In:	2
Number Screened Out:	1
Number Substantiated:	0
Number Unsubstantiated:	4
Number Active CPS Investigations:	-2



**DHS, DFCS, Office of Provider Management**  
**Performance-Based Placement Measures**  
**RBWO Provider GA+SCORECARD - CCI**  
**Report Quarter: Q3 FY2019**



<b>Provider/Program Name: Mountain Top Boys' Home, Inc. - (888) - CCI</b>			
<b>65 Mountain Top Way, Sugar Valley, GA 30746</b>	<b>Quarterly Scores (Grades)</b>		<b>Current Quarter Score (Grade)</b>
<b>Phone: 706-397-8223</b>	<b>Q1: 90.80 (A-)</b>	<b>Q2: 91.24 (A-)</b>	<b>89.87% (B+)</b>
<b>Vendor ID# 35481</b>	<b>Q3: 89.87 (B+)</b>	<b>Q4: N/A</b>	
Program Census Information:	# Children in Care During Quarter: 12	# Placements During Quarter: 12	# Children in Care On Last Day: 6
<b>Quarterly Provider Comparisons to All CCIs</b>			

▼ — indicates average for all CCIs







DHS, DFCS, Office of Provider Management  
**Performance-Based Placement Measures**  
**RBWO Provider GA+SCORECARD - CCI**  
 Report Quarter: Q3 FY2019



<b>Provider/Program Name: Mountain Top Boys' Home, Inc. - (888) - CCI</b>				
<b>65 Mountain Top Way, Sugar Valley, GA 30746</b>		<b>Quarterly Scores (Grades)</b>		<b>Current Quarter Score (Grade)</b>
<b>Phone: 706-397-8223</b>		<b>Q1: 90.80 (A-)</b>	<b>Q2: 91.24 (A-)</b>	<b>89.87% (B+)</b>
<b>Vendor ID# 35481</b>		<b>Q3: 89.87 (B+)</b>	<b>Q4: N/A</b>	
Program Census Information:		# Children in Care During Quarter: 12	# Placements During Quarter: 12	# Children in Care On Last Day: 6
	<b>Avg Performance All CCIs (%)</b>	<b>Provider Performance (%)*</b>	<b>Possible Points (Weight)</b>	<b>Provider Points Earned</b>
<b>OPM Monitoring Reviews</b>				
Annual Comprehensive Reviews	85%	95%	25	23.73
Safety Reviews	90%	95%	15	14.22
<b>Monitoring Sub-Total</b>			<b>40</b>	<b>37.95</b>
<b>CCI Safety Outcomes</b>				
Incidence of Maltreatment	0.41%	No Substantiated Reports	10	10.00
Staff Training/Foundations	96%	100%	5	5.00
Staff Safety Checks	92%	94%	5	4.70
<b>Safety Sub-Total</b>			<b>20</b>	<b>19.70</b>
<b>CCI Permanency Outcomes</b>				
Placement Stability	89%	83%	15	12.45
<b>Permanency Sub-Total</b>			<b>15</b>	<b>12.45</b>
<b>CCI Well-Being Outcomes</b>				
EPSDT Medical Visits	93%	75%	4	3.00
EPSDT Dental Visits	87%	88%	4	3.52
Academic Supports	81%	25%	3	0.75
Provider ECEM Visits	74%	60%	7	4.20
Provider General Contacts	75%	60%	7	4.20
Placements with Siblings	36%	77%	Not Scored	Not Scored
Placements within Legal County	14%	0%	Not Scored	Not Scored
<b>Well-Being Sub-Total</b>			<b>25</b>	<b>15.67</b>
*Performance calculation descriptions can be found in the FY 2019 RBWO PBP Measurements and Standards Guide.				

<b>Monitoring &amp; Outcomes: Possible Points = 100</b>		<b>Points Earned = 85.77</b>	
<b>Score Before Incentives Credit</b>			<b>85.77%</b>
<b>Incentives Awarded</b>			<b>4.10 pts</b>
<b>PBP Verification</b>			<b>N/A pts</b>
<b>Total Score</b>			<b>89.87%</b>



**DHS, DFCS, Office of Provider Management**  
**Performance-Based Placement Measures**  
**RBWO Provider GA+SCORECARD - CCI**  
**Report Quarter: Q3 FY2019**



**Provider/Program Name: Mountain Top Boys' Home, Inc. - (888) - CCI**

Program Census Information:		# Children in Care During Quarter: 12	# Placements During Quarter: 12	# Children in Care On Last Day: 6
CCI Incentive Credits	Avg Performance All CCIs (Points)	Provider Performance (%)*	Possible Points (Weight)	Provider Points Earned
Early EPSDT Medical Visits		0%	2	0.00
Early EPSDT Dental Visits		0%	2	0.00
Permanency Contacts		0%	5	0.00
Additional Academic Supports		5%	2	0.10
HS Grad/GED/Prof or Trade Certificate/College		N/A	10/5/5/1	
EYSS Agreement		Not Eligible	5	
Community Connections		0%	4	0.00
Active Agency Accreditation		0%	4	0.00
Staff Clinical Licensure		0%	5	0.00
Behavior Management (threshold = 0)		100%	4	4.00
<b>Incentives Total</b>	<b>8.21</b>			<b>4.10</b>
Maximum total combined incentive credit allowed is 10 points.			<b>Incentives Awarded</b>	<b>4.10</b>

\*Performance calculation descriptions can be found in the FY 2019 RBWO PBP Measurements and Standards Guide.

**Child Protective Services Investigations and Dispositions**

The following investigations data, which is not used for scoring but is considered significant to a provider's performance, is from Georgia SHINES and is not considered final or complete until the end of the fiscal year.

Total Reports:	0
Number Screened In:	0
Number Screened Out:	0
Number Substantiated:	0
Number Unsubstantiated:	0
Number Active CPS Investigations:	0



**DHS, DFCS, Office of Provider Management**  
**Performance-Based Placement Measures**  
**RBWO Provider GA+SCORECARD - CCI**  
**Report Quarter: Q3 FY2019**



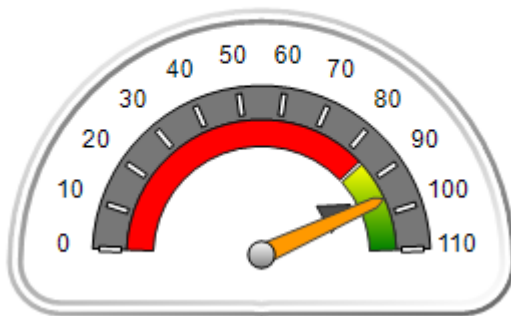
**Provider/Program Name: Murphy-Harpst Children's Centers - (770) - CCI**

740 Fletcher St., Cedartown, GA 30125	Quarterly Scores (Grades)		Current Quarter Score (Grade)
Phone: 770-748-1500	Q1: 94.86 (A)	Q2: 95.48 (A)	<b>95.90% (A)</b>
Vendor ID# 35484	Q3: 95.90 (A)	Q4: N/A	
Program Census Information:	# Children in Care During Quarter: 52	# Placements During Quarter: 52	# Children in Care On Last Day: 42

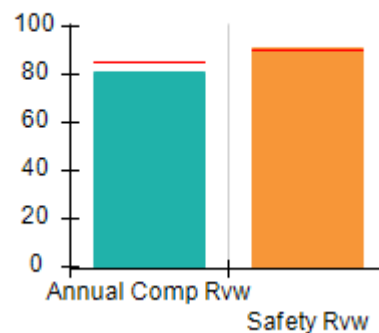
**Quarterly Provider Comparisons to All CCIs**

▼ — indicates average for all CCIs

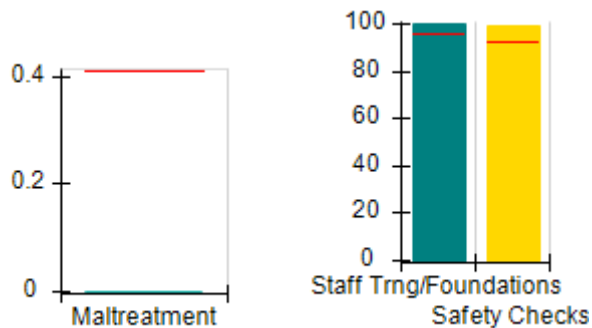
**Overall Score (%)**



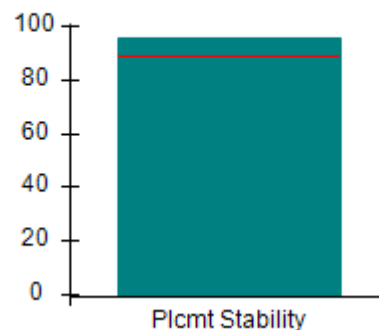
**OPM Monitoring Reviews (%)**



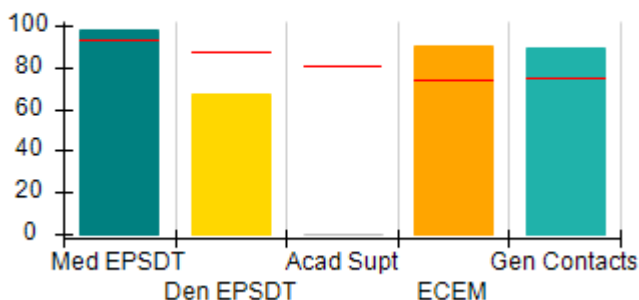
**Safety Outcomes (%)**



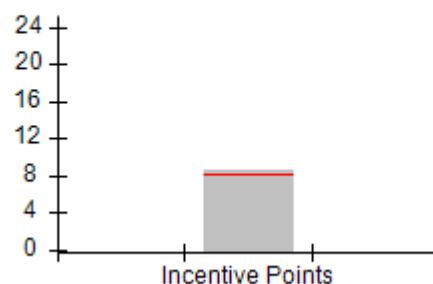
**Permanency Outcomes (%)**



**Well-Being Outcomes (%)**



**Incentives Earned (Points)**





DHS, DFCS, Office of Provider Management  
**Performance-Based Placement Measures**  
**RBWO Provider GA+SCORECARD - CCI**  
 Report Quarter: Q3 FY2019



<b>Provider/Program Name: Murphy-Harpst Children's Centers - (770) - CCI</b>				
<b>740 Fletcher St., Cedartown, GA 30125</b>		<b>Quarterly Scores (Grades)</b>		<b>Current Quarter Score (Grade)</b>
<b>Phone: 770-748-1500</b>		<b>Q1: 94.86 (A)</b>	<b>Q2: 95.48 (A)</b>	<b>95.90% (A)</b>
<b>Vendor ID# 35484</b>		<b>Q3: 95.90 (A)</b>	<b>Q4: N/A</b>	
Program Census Information:		# Children in Care During Quarter: 52	# Placements During Quarter: 52	# Children in Care On Last Day: 42
	<b>Avg Performance All CCIs (%)</b>	<b>Provider Performance (%)*</b>	<b>Possible Points (Weight)</b>	<b>Provider Points Earned</b>
<b>OPM Monitoring Reviews</b>				
Annual Comprehensive Reviews	85%	81%	25	20.23
Safety Reviews	90%	91%	15	13.68
<b>Monitoring Sub-Total</b>			<b>40</b>	<b>33.91</b>
<b>CCI Safety Outcomes</b>				
Incidence of Maltreatment	0.41%	No Substantiated Reports	10	10.00
Staff Training/Foundations	96%	100%	5	5.00
Staff Safety Checks	92%	99%	5	4.95
<b>Safety Sub-Total</b>			<b>20</b>	<b>19.95</b>
<b>CCI Permanency Outcomes</b>				
Placement Stability	89%	96%	15	14.40
<b>Permanency Sub-Total</b>			<b>15</b>	<b>14.40</b>
<b>CCI Well-Being Outcomes</b>				
EPSDT Medical Visits	93%	98%	4	3.92
EPSDT Dental Visits	87%	67%	4	2.68
Academic Supports	81%	0%	3	0.00
Provider ECEM Visits	74%	90%	7	6.30
Provider General Contacts	75%	89%	7	6.23
Placements with Siblings	36%	6%	Not Scored	Not Scored
Placements within Legal County	14%	13%	Not Scored	Not Scored
<b>Well-Being Sub-Total</b>			<b>25</b>	<b>19.13</b>
*Performance calculation descriptions can be found in the FY 2019 RBWO PBP Measurements and Standards Guide.				

<b>Monitoring &amp; Outcomes: Possible Points = 100</b>		<b>Points Earned = 87.39</b>	
<b>Score Before Incentives Credit</b>			<b>87.39%</b>
<b>Incentives Awarded</b>			<b>8.51 pts</b>
<b>PBP Verification</b>			<b>N/A pts</b>
<b>Total Score</b>			<b>95.90%</b>



**DHS, DFCS, Office of Provider Management**  
**Performance-Based Placement Measures**  
**RBWO Provider GA+SCORECARD - CCI**  
**Report Quarter: Q3 FY2019**



**Provider/Program Name: Murphy-Harpst Children's Centers - (770) - CCI**

Program Census Information:		# Children in Care During Quarter: 52	# Placements During Quarter: 52	# Children in Care On Last Day: 42
CCI Incentive Credits	Avg Performance All CCIs (Points)	Provider Performance (%)*	Possible Points (Weight)	Provider Points Earned
Early EPSDT Medical Visits		93%	2	1.86
Early EPSDT Dental Visits		30%	2	0.60
Permanency Contacts		71%	5	3.55
Additional Academic Supports		0%	2	0.00
HS Grad/GED/Prof or Trade Certificate/College		N/A	10/5/5/1	
EYSS Agreement		Not Eligible	5	
Community Connections		0%	4	0.00
Active Agency Accreditation		50%	4	2.00
Staff Clinical Licensure		10%	5	0.50
Behavior Management (threshold = 0)		0%	4	0.00
<b>Incentives Total</b>	<b>8.21</b>			<b>8.51</b>
Maximum total combined incentive credit allowed is 10 points.			<b>Incentives Awarded</b>	<b>8.51</b>

\*Performance calculation descriptions can be found in the FY 2019 RBWO PBP Measurements and Standards Guide.

**Child Protective Services Investigations and Dispositions**

The following investigations data, which is not used for scoring but is considered significant to a provider's performance, is from Georgia SHINES and is not considered final or complete until the end of the fiscal year.

Total Reports:	4
Number Screened In:	2
Number Screened Out:	2
Number Substantiated:	0
Number Unsubstantiated:	0
Number Active CPS Investigations:	2

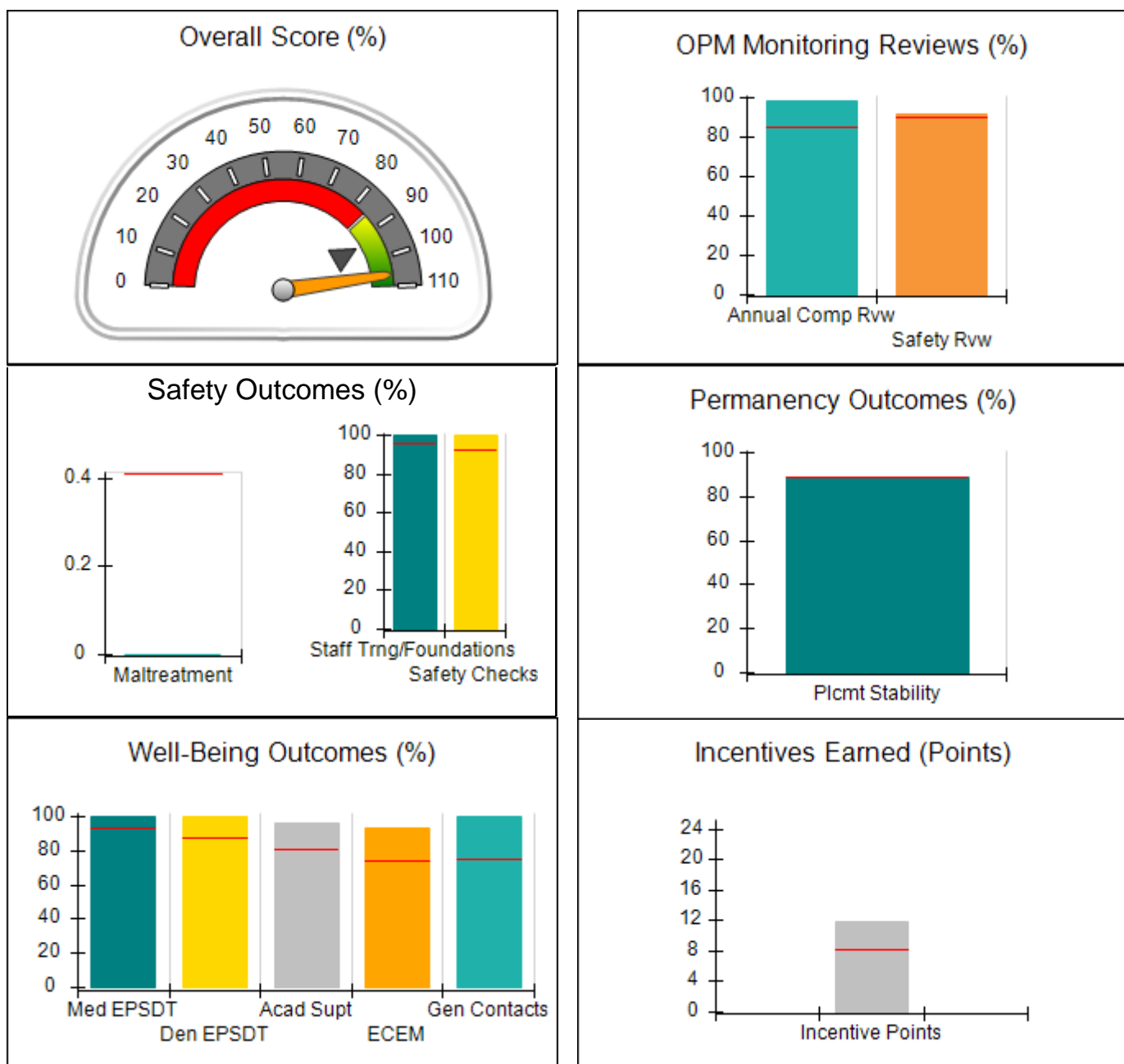


DHS, DFCS, Office of Provider Management  
**Performance-Based Placement Measures**  
**RBWO Provider GA+SCORECARD - CCI**  
 Report Quarter: Q3 FY2019



<b>Provider/Program Name: North Georgia Angel House - (925) - CCI</b>			
2260 Sam Nelson Road, Canton, GA 30114	Quarterly Scores (Grades)		Current Quarter Score (Grade)
Phone: 770 479-9555	Q1: 104.47 (A+)	Q2: 101.57 (A+)	<b>106.16%</b> <b>(A+)</b>
Vendor ID# 35513	Q3: 106.16 (A+)	Q4: N/A	
Program Census Information:	# Children in Care During Quarter: 18	# Placements During Quarter: 18	# Children in Care On Last Day: 10
<b>Quarterly Provider Comparisons to All CCIs</b>			

▼ — indicates average for all CCIs





DHS, DFCS, Office of Provider Management  
**Performance-Based Placement Measures**  
**RBWO Provider GA+SCORECARD - CCI**  
 Report Quarter: Q3 FY2019



<b>Provider/Program Name: North Georgia Angel House - (925) - CCI</b>				
2260 Sam Nelson Road, Canton, GA 30114		Quarterly Scores (Grades)		Current Quarter Score (Grade)
Phone: 770 479-9555		Q1: 104.47 (A+)	Q2: 101.57 (A+)	<b>106.16%</b> <b>(A+)</b>
Vendor ID# 35513		Q3: 106.16 (A+)	Q4: N/A	
Program Census Information:		# Children in Care During Quarter: 18	# Placements During Quarter: 18	# Children in Care On Last Day: 10
	Avg Performance All CCIs (%)	Provider Performance (%)*	Possible Points (Weight)	Provider Points Earned
<b>OPM Monitoring Reviews</b>				
Annual Comprehensive Reviews	85%	98%	25	24.61
Safety Reviews	90%	92%	15	13.81
<b>Monitoring Sub-Total</b>			<b>40</b>	<b>38.42</b>
<b>CCI Safety Outcomes</b>				
Incidence of Maltreatment	0.41%	No Substantiated Reports	10	10.00
Staff Training/Foundations	96%	100%	5	5.00
Staff Safety Checks	92%	100%	5	5.00
<b>Safety Sub-Total</b>			<b>20</b>	<b>20.00</b>
<b>CCI Permanency Outcomes</b>				
Placement Stability	89%	89%	15	13.35
<b>Permanency Sub-Total</b>			<b>15</b>	<b>13.35</b>
<b>CCI Well-Being Outcomes</b>				
EPSDT Medical Visits	93%	100%	4	4.00
EPSDT Dental Visits	87%	100%	4	4.00
Academic Supports	81%	96%	3	2.88
Provider ECEM Visits	74%	93%	7	6.51
Provider General Contacts	75%	100%	7	7.00
Placements with Siblings	36%	80%	Not Scored	Not Scored
Placements within Legal County	14%	25%	Not Scored	Not Scored
<b>Well-Being Sub-Total</b>			<b>25</b>	<b>24.39</b>
*Performance calculation descriptions can be found in the FY 2019 RBWO PBP Measurements and Standards Guide.				

<b>Monitoring &amp; Outcomes: Possible Points = 100</b>		<b>Points Earned = 96.16</b>	
<b>Score Before Incentives Credit</b>			<b>96.16%</b>
<b>Incentives Awarded</b>			<b>10.00 pts</b>
<b>PBP Verification</b>			<b>N/A pts</b>
<b>Total Score</b>			<b>106.16%</b>



**DHS, DFCS, Office of Provider Management**  
**Performance-Based Placement Measures**  
**RBWO Provider GA+SCORECARD - CCI**  
**Report Quarter: Q3 FY2019**



**Provider/Program Name: North Georgia Angel House - (925) - CCI**

Program Census Information:		# Children in Care During Quarter: 18	# Placements During Quarter: 18	# Children in Care On Last Day: 10
CCI Incentive Credits	Avg Performance All CCIs (Points)	Provider Performance (%)*	Possible Points (Weight)	Provider Points Earned
Early EPSDT Medical Visits		100%	2	2.00
Early EPSDT Dental Visits		100%	2	2.00
Permanency Contacts		0%	5	0.00
Additional Academic Supports		96%	2	1.92
HS Grad/GED/Prof or Trade Certificate/College		N/A	10/5/5/1	
EYSS Agreement		0%	5	0.00
Community Connections		0%	4	0.00
Active Agency Accreditation		50%	4	2.00
Staff Clinical Licensure		0%	5	0.00
Behavior Management (threshold = 0)		100%	4	4.00
<b>Incentives Total</b>	<b>8.21</b>			<b>11.92</b>
Maximum total combined incentive credit allowed is 10 points.			<b>Incentives Awarded</b>	<b>10.00</b>

\*Performance calculation descriptions can be found in the FY 2019 RBWO PBP Measurements and Standards Guide.

**Child Protective Services Investigations and Dispositions**

The following investigations data, which is not used for scoring but is considered significant to a provider's performance, is from Georgia SHINES and is not considered final or complete until the end of the fiscal year.

Total Reports:	0
Number Screened In:	0
Number Screened Out:	0
Number Substantiated:	0
Number Unsubstantiated:	0
Number Active CPS Investigations:	0





**DHS, DFCS, Office of Provider Management**  
**Performance-Based Placement Measures**  
**RBWO Provider GA+SCORECARD - CCI**  
**Report Quarter: Q3 FY2019**



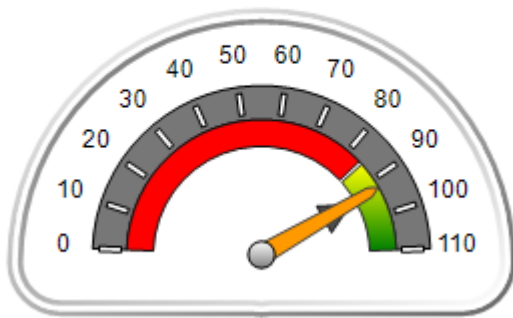
**Provider/Program Name: Northwest Georgia Girls Home - (779) - CCI**

<b>508 Chattanooga Ave., Dalton, GA 30722</b>	<b>Quarterly Scores (Grades)</b>		<b>Current Quarter Score (Grade)</b>
<b>Phone: 706-226-4862</b>	<b>Q1: 83.62 (B-)</b>	<b>Q2: 84.50 (B)</b>	<b>92.58% (A-)</b>
<b>Vendor ID# 35516</b>	<b>Q3: 92.58 (A-)</b>	<b>Q4: N/A</b>	
Program Census Information:	# Children in Care During Quarter: 12	# Placements During Quarter: 12	# Children in Care On Last Day: 7

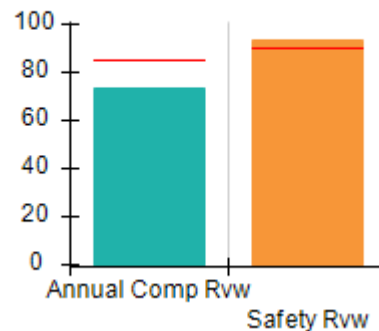
**Quarterly Provider Comparisons to All CCIs**

▼ — indicates average for all CCIs

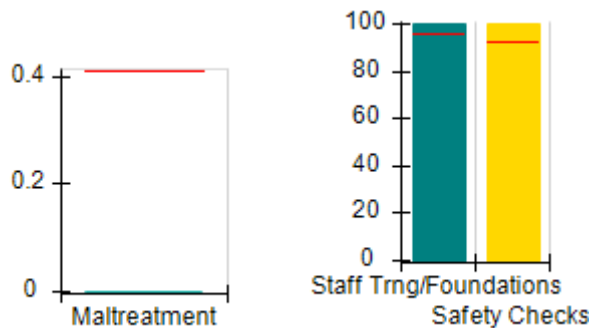
**Overall Score (%)**



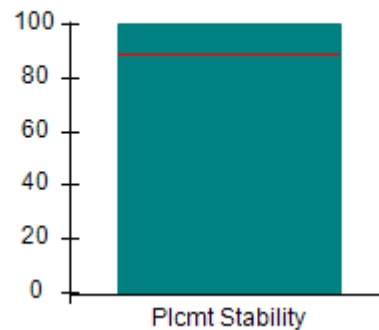
**OPM Monitoring Reviews (%)**



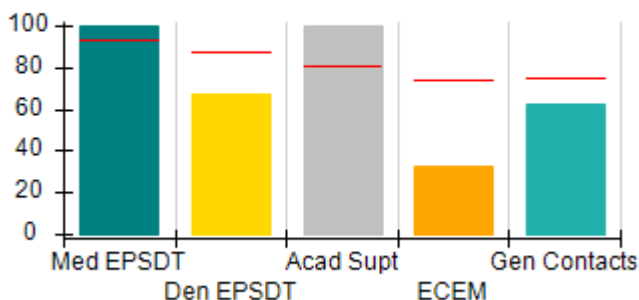
**Safety Outcomes (%)**



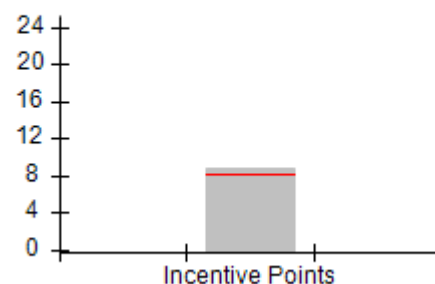
**Permanency Outcomes (%)**



**Well-Being Outcomes (%)**



**Incentives Earned (Points)**





DHS, DFCS, Office of Provider Management  
**Performance-Based Placement Measures**  
**RBWO Provider GA+SCORECARD - CCI**  
 Report Quarter: Q3 FY2019



<b>Provider/Program Name: Northwest Georgia Girls Home - (779) - CCI</b>				
<b>508 Chattanooga Ave., Dalton, GA 30722</b>		<b>Quarterly Scores (Grades)</b>		<b>Current Quarter Score (Grade)</b>
<b>Phone: 706-226-4862</b>		<b>Q1: 83.62 (B-)</b>	<b>Q2: 84.50 (B)</b>	<b>92.58%</b> <b>(A-)</b>
<b>Vendor ID# 35516</b>		<b>Q3: 92.58 (A-)</b>	<b>Q4: N/A</b>	
Program Census Information:		# Children in Care During Quarter: 12	# Placements During Quarter: 12	# Children in Care On Last Day: 7
	<b>Avg Performance All CCIs (%)</b>	<b>Provider Performance (%)*</b>	<b>Possible Points (Weight)</b>	<b>Provider Points Earned</b>
<b>OPM Monitoring Reviews</b>				
Annual Comprehensive Reviews	85%	74%	25	18.42
Safety Reviews	90%	94%	15	14.03
<b>Monitoring Sub-Total</b>			<b>40</b>	<b>32.45</b>
<b>CCI Safety Outcomes</b>				
Incidence of Maltreatment	0.41%	No Substantiated Reports	10	10.00
Staff Training/Foundations	96%	100%	5	5.00
Staff Safety Checks	92%	100%	5	5.00
<b>Safety Sub-Total</b>			<b>20</b>	<b>20.00</b>
<b>CCI Permanency Outcomes</b>				
Placement Stability	89%	100%	15	15.00
<b>Permanency Sub-Total</b>			<b>15</b>	<b>15.00</b>
<b>CCI Well-Being Outcomes</b>				
EPSDT Medical Visits	93%	100%	4	4.00
EPSDT Dental Visits	87%	67%	4	2.68
Academic Supports	81%	100%	3	3.00
Provider ECEM Visits	74%	33%	7	2.31
Provider General Contacts	75%	62%	7	4.34
Placements with Siblings	36%	75%	Not Scored	Not Scored
Placements within Legal County	14%	100%	Not Scored	Not Scored
<b>Well-Being Sub-Total</b>			<b>25</b>	<b>16.33</b>
*Performance calculation descriptions can be found in the FY 2019 RBWO PBP Measurements and Standards Guide.				

<b>Monitoring &amp; Outcomes: Possible Points = 100</b>		<b>Points Earned = 83.78</b>	
<b>Score Before Incentives Credit</b>			<b>83.78%</b>
<b>Incentives Awarded</b>			<b>8.80 pts</b>
<b>PBP Verification</b>			<b>N/A pts</b>
<b>Total Score</b>			<b>92.58%</b>



**DHS, DFCS, Office of Provider Management**  
**Performance-Based Placement Measures**  
**RBWO Provider GA+SCORECARD - CCI**  
**Report Quarter: Q3 FY2019**



**Provider/Program Name: Northwest Georgia Girls Home - (779) - CCI**

Program Census Information:		# Children in Care During Quarter: 12	# Placements During Quarter: 12	# Children in Care On Last Day: 7
CCI Incentive Credits	Avg Performance All CCIs (Points)	Provider Performance (%)*	Possible Points (Weight)	Provider Points Earned
Early EPSDT Medical Visits		100%	2	2.00
Early EPSDT Dental Visits		40%	2	0.80
Permanency Contacts		0%	5	0.00
Additional Academic Supports		100%	2	2.00
HS Grad/GED/Prof or Trade Certificate/College		N/A	10/5/5/1	
EYSS Agreement		Not Eligible	5	
Community Connections		0%	4	0.00
Active Agency Accreditation		0%	4	0.00
Staff Clinical Licensure		0%	5	0.00
Behavior Management (threshold = 0)		100%	4	4.00
<b>Incentives Total</b>	<b>8.21</b>			<b>8.80</b>
Maximum total combined incentive credit allowed is 10 points.			<b>Incentives Awarded</b>	<b>8.80</b>

\*Performance calculation descriptions can be found in the FY 2019 RBWO PBP Measurements and Standards Guide.

**Child Protective Services Investigations and Dispositions**

The following investigations data, which is not used for scoring but is considered significant to a provider's performance, is from Georgia SHINES and is not considered final or complete until the end of the fiscal year.

Total Reports:	0
Number Screened In:	0
Number Screened Out:	0
Number Substantiated:	0
Number Unsubstantiated:	0
Number Active CPS Investigations:	0

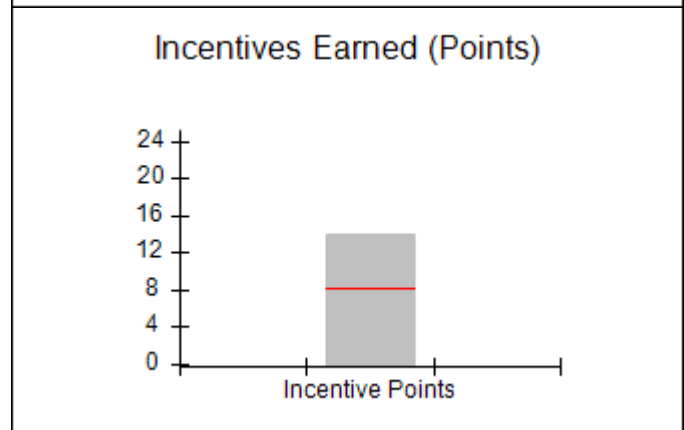
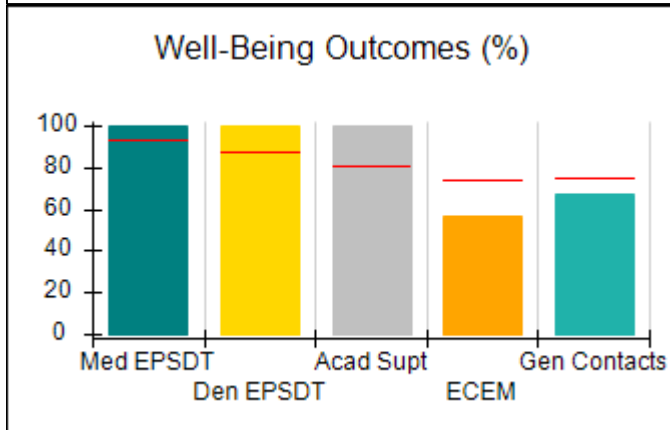
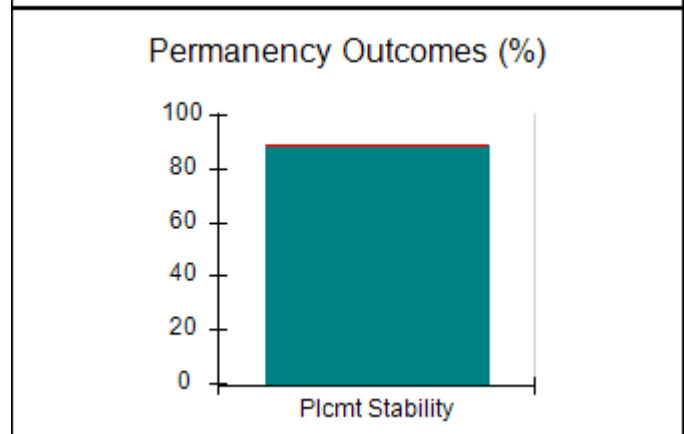
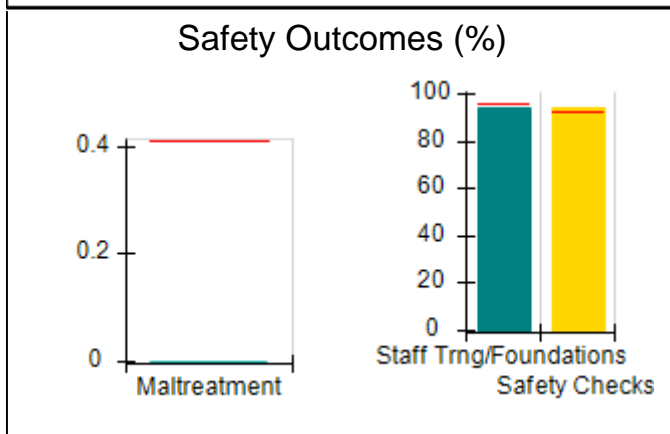
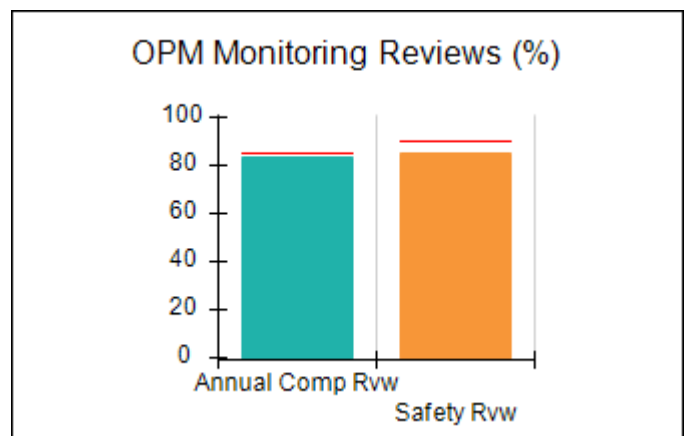
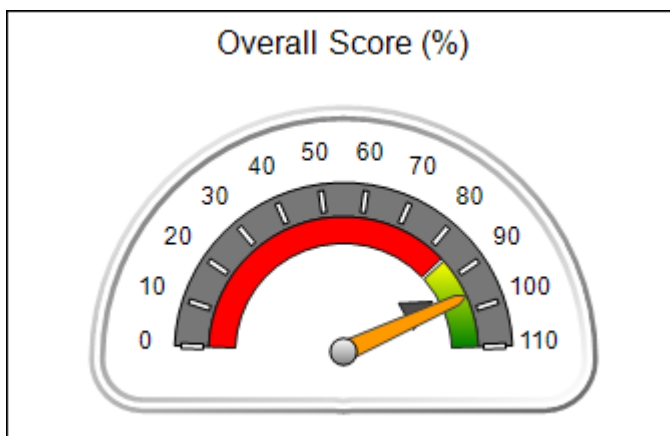


**DHS, DFCS, Office of Provider Management**  
**Performance-Based Placement Measures**  
**RBWO Provider GA+SCORECARD - CCI**  
**Report Quarter: Q3 FY2019**



Provider/Program Name: Open Arms - Bridge I - Miller Rd. (787) - CCI			
162 Miller Rd., Leesburg, GA 31763	Quarterly Scores (Grades)		Current Quarter Score (Grade)
Phone: 229-431-1121	Q1: 99.67 (A+)	Q2: 92.72 (A-)	<b>96.04%</b> <b>(A)</b>
Vendor ID# 35530	Q3: 96.04 (A)	Q4: N/A	
Program Census Information:	# Children in Care During Quarter: 9	# Placements During Quarter: 9	# Children in Care On Last Day: 8
Quarterly Provider Comparisons to All CCIs			

▼ — indicates average for all CCIs





DHS, DFCS, Office of Provider Management  
**Performance-Based Placement Measures**  
**RBWO Provider GA+SCORECARD - CCI**  
 Report Quarter: Q3 FY2019



Provider/Program Name: Open Arms - Bridge I - Miller Rd. (787) - CCI				
162 Miller Rd., Leesburg, GA 31763		Quarterly Scores (Grades)		Current Quarter Score (Grade)
Phone: 229-431-1121		Q1: 99.67 (A+)	Q2: 92.72 (A-)	<b>96.04%</b> <b>(A)</b>
Vendor ID# 35530		Q3: 96.04 (A)	Q4: N/A	
Program Census Information:		# Children in Care During Quarter: 9	# Placements During Quarter: 9	# Children in Care On Last Day: 8
	Avg Performance All CCIs (%)	Provider Performance (%)*	Possible Points (Weight)	Provider Points Earned
<b>OPM Monitoring Reviews</b>				
Annual Comprehensive Reviews	85%	83%	25	20.83
Safety Reviews	90%	85%	15	12.78
<b>Monitoring Sub-Total</b>			<b>40</b>	<b>33.61</b>
<b>CCI Safety Outcomes</b>				
Incidence of Maltreatment	0.41%	No Substantiated Reports	10	10.00
Staff Training/Foundations	96%	94%	5	4.70
Staff Safety Checks	92%	94%	5	4.70
<b>Safety Sub-Total</b>			<b>20</b>	<b>19.40</b>
<b>CCI Permanency Outcomes</b>				
Placement Stability	89%	89%	15	13.35
<b>Permanency Sub-Total</b>			<b>15</b>	<b>13.35</b>
<b>CCI Well-Being Outcomes</b>				
EPSDT Medical Visits	93%	100%	4	4.00
EPSDT Dental Visits	87%	100%	4	4.00
Academic Supports	81%	100%	3	3.00
Provider ECEM Visits	74%	57%	7	3.99
Provider General Contacts	75%	67%	7	4.69
Placements with Siblings	36%	83%	Not Scored	Not Scored
Placements within Legal County	14%	0%	Not Scored	Not Scored
<b>Well-Being Sub-Total</b>			<b>25</b>	<b>19.68</b>
*Performance calculation descriptions can be found in the FY 2019 RBWO PBP Measurements and Standards Guide.				

<b>Monitoring &amp; Outcomes: Possible Points = 100</b>		<b>Points Earned = 86.04</b>	
<b>Score Before Incentives Credit</b>			<b>86.04%</b>
<b>Incentives Awarded</b>			<b>10.00 pts</b>
<b>PBP Verification</b>			<b>N/A pts</b>
<b>Total Score</b>			<b>96.04%</b>



**DHS, DFCS, Office of Provider Management**  
**Performance-Based Placement Measures**  
**RBWO Provider GA+SCORECARD - CCI**  
**Report Quarter: Q3 FY2019**



**Provider/Program Name: Open Arms - Bridge I - Miller Rd. (787) - CCI**

Program Census Information:		# Children in Care During Quarter: 9	# Placements During Quarter: 9	# Children in Care On Last Day: 8
CCI Incentive Credits	Avg Performance All CCIs (Points)	Provider Performance (%)*	Possible Points (Weight)	Provider Points Earned
Early EPSDT Medical Visits		100%	2	2.00
Early EPSDT Dental Visits		100%	2	2.00
Permanency Contacts		80%	5	4.00
Additional Academic Supports		100%	2	2.00
HS Grad/GED/Prof or Trade Certificate/College		N/A	10/5/5/1	
EYSS Agreement		Not Eligible	5	
Community Connections		0%	4	0.00
Active Agency Accreditation		0%	4	0.00
Staff Clinical Licensure		0%	5	0.00
Behavior Management (threshold = 0)		100%	4	4.00
<b>Incentives Total</b>	<b>8.21</b>			<b>14.00</b>
Maximum total combined incentive credit allowed is 10 points.			<b>Incentives Awarded</b>	<b>10.00</b>

\*Performance calculation descriptions can be found in the FY 2019 RBWO PBP Measurements and Standards Guide.

**Child Protective Services Investigations and Dispositions**

The following investigations data, which is not used for scoring but is considered significant to a provider's performance, is from Georgia SHINES and is not considered final or complete until the end of the fiscal year.

Total Reports:	3
Number Screened In:	3
Number Screened Out:	0
Number Substantiated:	0
Number Unsubstantiated:	3
Number Active CPS Investigations:	0



# Performance-Based Placement Measures

## RBWO Provider GA+SCORECARD - CCI

Report Quarter: Q3 FY2019

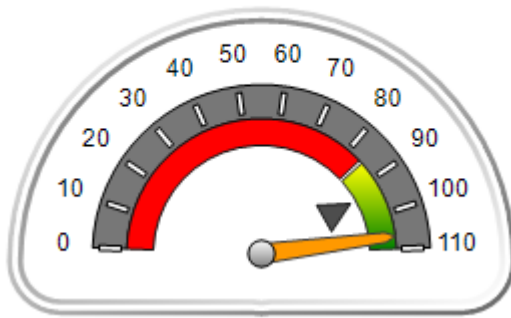
**Provider/Program Name: Open Arms Children's Network - dba Ordered Steps Home for Girls (4320) - CCI**

896 Bryant Still Road, Brooklet, GA 30415	Quarterly Scores (Grades)		Current Quarter Score (Grade)
Phone: 912-842-5428	Q1: 101.89 (A+)	Q2: 101.06 (A+)	<b>106.64%</b> <b>(A+)</b>
Vendor ID# 80481	Q3: 106.64 (A+)	Q4: N/A	
Program Census Information:	# Children in Care During Quarter: 5	# Placements During Quarter: 5	# Children in Care On Last Day: 5

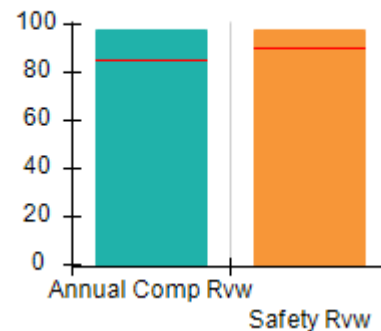
### Quarterly Provider Comparisons to All CCIs

indicates average for all CCIs

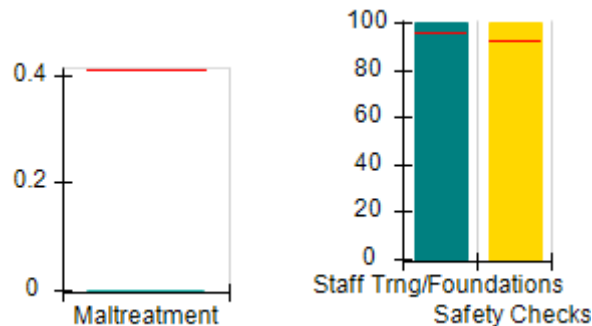
Overall Score (%)



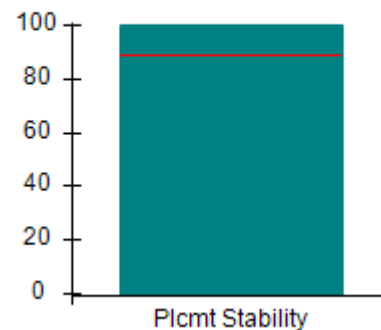
OPM Monitoring Reviews (%)



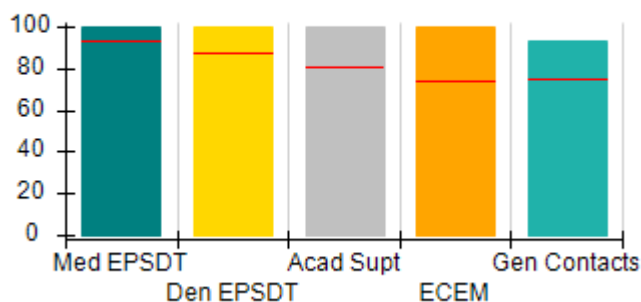
Safety Outcomes (%)



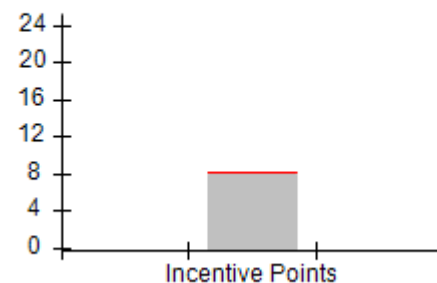
Permanency Outcomes (%)



Well-Being Outcomes (%)



Incentives Earned (Points)





DHS, DFCS, Office of Provider Management  
**Performance-Based Placement Measures**  
**RBWO Provider GA+SCORECARD - CCI**



Report Quarter: Q3 FY2019

**Provider/Program Name: Open Arms Children's Network - dba Ordered Steps Home for Girls (4320) - CCI**

896 Bryant Still Road, Brooklet, GA 30415	Quarterly Scores (Grades)		Current Quarter Score (Grade)
Phone: 912-842-5428	Q1: 101.89 (A+)	Q2: 101.06 (A+)	<b>106.64% (A+)</b>
Vendor ID# 80481	Q3: 106.64 (A+)	Q4: N/A	

Program Census Information:	# Children in Care During Quarter: 5	# Placements During Quarter: 5	# Children in Care On Last Day: 5
-----------------------------	--------------------------------------	--------------------------------	-----------------------------------

	Avg Performance All CCIs (%)	Provider Performance (%)*	Possible Points (Weight)	Provider Points Earned
--	------------------------------	---------------------------	--------------------------	------------------------

**OPM Monitoring Reviews**

Annual Comprehensive Reviews	85%	98%	25	24.50
Safety Reviews	90%	98%	15	14.63
<b>Monitoring Sub-Total</b>			<b>40</b>	<b>39.13</b>

**CCI Safety Outcomes**

Incidence of Maltreatment	0.41%	No Substantiated Reports	10	10.00
Staff Training/Foundations	96%	100%	5	5.00
Staff Safety Checks	92%	100%	5	5.00
<b>Safety Sub-Total</b>			<b>20</b>	<b>20.00</b>

**CCI Permanency Outcomes**

Placement Stability	89%	100%	15	15.00
<b>Permanency Sub-Total</b>			<b>15</b>	<b>15.00</b>

**CCI Well-Being Outcomes**

EPSDT Medical Visits	93%	100%	4	4.00
EPSDT Dental Visits	87%	100%	4	4.00
Academic Supports	81%	100%	3	3.00
Provider ECEM Visits	74%	100%	7	7.00
Provider General Contacts	75%	93%	7	6.51
Placements with Siblings	36%	0%	Not Scored	Not Scored
Placements within Legal County	14%	0%	Not Scored	Not Scored
<b>Well-Being Sub-Total</b>			<b>25</b>	<b>24.51</b>

\*Performance calculation descriptions can be found in the FY 2019 RBWO PBP Measurements and Standards Guide.

<b>Monitoring &amp; Outcomes: Possible Points = 100</b>	<b>Points Earned = 98.64</b>
<b>Score Before Incentives Credit</b>	<b>98.64%</b>
<b>Incentives Awarded</b>	<b>8.00 pts</b>
<b>PBP Verification</b>	<b>N/A pts</b>
<b>Total Score</b>	<b>106.64%</b>





**DHS, DFCS, Office of Provider Management**  
**Performance-Based Placement Measures**  
**RBWO Provider GA+SCORECARD - CCI**



**Report Quarter: Q3 FY2019**

**Provider/Program Name: Open Arms Children's Network - dba Ordered Steps Home for Girls (4320) - CCI**

Program Census Information:		# Children in Care During Quarter: 5	# Placements During Quarter: 5	# Children in Care On Last Day: 5
CCI Incentive Credits	Avg Performance All CCIs (Points)	Provider Performance (%)*	Possible Points (Weight)	Provider Points Earned
Early EPSDT Medical Visits		100%	2	2.00
Early EPSDT Dental Visits		100%	2	2.00
Permanency Contacts		0%	5	0.00
Additional Academic Supports		0%	2	0.00
HS Grad/GED/Prof or Trade Certificate/College		N/A	10/5/5/1	
EYSS Agreement		Not Eligible	5	
Community Connections		0%	4	0.00
Active Agency Accreditation		0%	4	0.00
Staff Clinical Licensure		0%	5	0.00
Behavior Management (threshold = 0)		100%	4	4.00
<b>Incentives Total</b>	<b>8.21</b>			<b>8.00</b>
Maximum total combined incentive credit allowed is 10 points.			<b>Incentives Awarded</b>	<b>8.00</b>

\*Performance calculation descriptions can be found in the FY 2019 RBWO PBP Measurements and Standards Guide.

**Child Protective Services Investigations and Dispositions**

The following investigations data, which is not used for scoring but is considered significant to a provider's performance, is from Georgia SHINES and is not considered final or complete until the end of the fiscal year.

Total Reports:	0
Number Screened In:	0
Number Screened Out:	0
Number Substantiated:	0
Number Unsubstantiated:	0
Number Active CPS Investigations:	0



**DHS, DFCS, Office of Provider Management**  
**Performance-Based Placement Measures**  
**RBWO Provider GA+SCORECARD - CCI**  
**Report Quarter: Q3 FY2019**



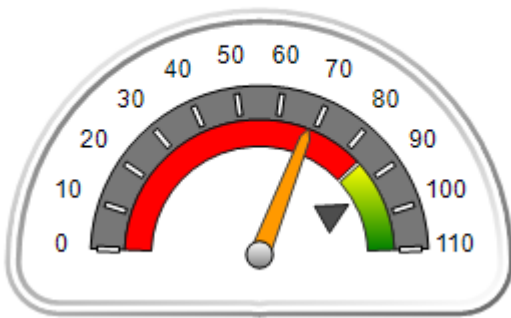
**Provider/Program Name: Open Arms Group Home - (5332) - CCI**

4474 Lindsey Drive, Powder Springs, GA 30127	Quarterly Scores (Grades)		Current Quarter Score (Grade)
Phone: 678-504-5653	Q1: 72.24 (C-)	Q2: 62.37 (D-)	<b>68.33%</b> <b>(D+)</b>
Vendor ID# 72221	Q3: 68.33 (D+)	Q4: N/A	
Program Census Information:	# Children in Care During Quarter: 9	# Placements During Quarter: 9	# Children in Care On Last Day: 6

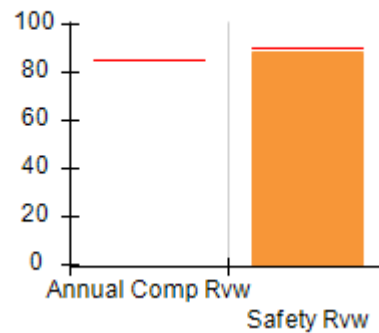
**Quarterly Provider Comparisons to All CCIs**

▼ — indicates average for all CCIs

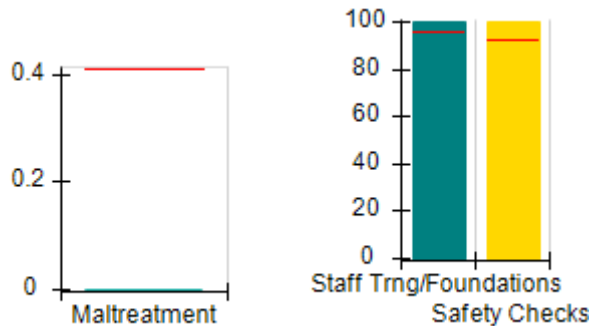
Overall Score (%)



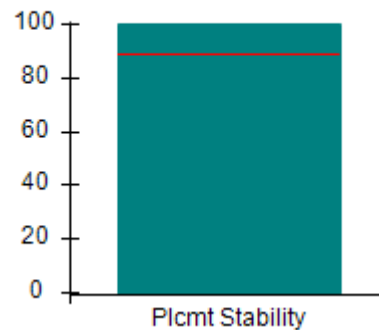
OPM Monitoring Reviews (%)



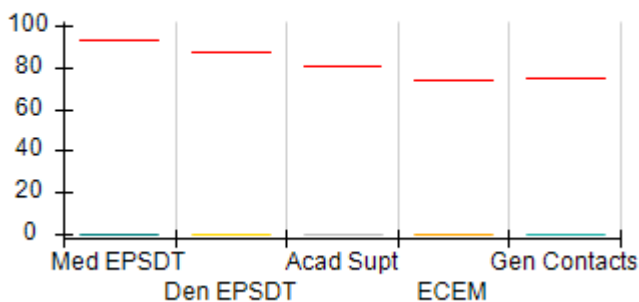
Safety Outcomes (%)



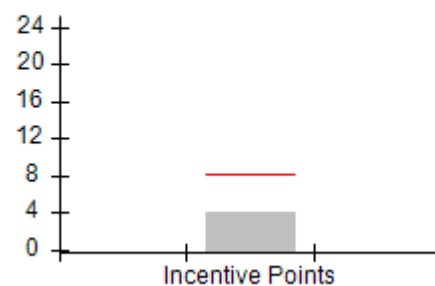
Permanency Outcomes (%)



Well-Being Outcomes (%)



Incentives Earned (Points)





DHS, DFCS, Office of Provider Management  
**Performance-Based Placement Measures**  
**RBWO Provider GA+SCORECARD - CCI**  
 Report Quarter: Q3 FY2019



**Provider/Program Name: Open Arms Group Home - (5332) - CCI**

4474 Lindsey Drive, Powder Springs, GA 30127	Quarterly Scores (Grades)		Current Quarter Score (Grade)
Phone: 678-504-5653	Q1: 72.24 (C-)	Q2: 62.37 (D-)	<b>68.33%</b> <b>(D+)</b>
Vendor ID# 72221	Q3: 68.33 (D+)	Q4: N/A	

Program Census Information:	# Children in Care During Quarter: 9	# Placements During Quarter: 9	# Children in Care On Last Day: 6
-----------------------------	--------------------------------------	--------------------------------	-----------------------------------

	Avg Performance All CCIs (%)	Provider Performance (%)*	Possible Points (Weight)	Provider Points Earned
--	------------------------------	---------------------------	--------------------------	------------------------

**OPM Monitoring Reviews**

Annual Comprehensive Reviews	85%	Not Yet Conducted		
Safety Reviews	90%	88%	15	13.25
<b>Monitoring Sub-Total</b>			<b>15</b>	<b>13.25</b>

**CCI Safety Outcomes**

Incidence of Maltreatment	0.41%	No Substantiated Reports	10	10.00
Staff Training/Foundations	96%	100%	5	5.00
Staff Safety Checks	92%	100%	5	5.00
<b>Safety Sub-Total</b>			<b>20</b>	<b>20.00</b>

**CCI Permanency Outcomes**

Placement Stability	89%	100%	15	15.00
<b>Permanency Sub-Total</b>			<b>15</b>	<b>15.00</b>

**CCI Well-Being Outcomes**

EPSDT Medical Visits	93%	0%	4	0.00
EPSDT Dental Visits	87%	0%	4	0.00
Academic Supports	81%	0%	3	0.00
Provider ECEM Visits	74%	0%	7	0.00
Provider General Contacts	75%	0%	7	0.00
Placements with Siblings	36%	100%	Not Scored	Not Scored
Placements within Legal County	14%	0%	Not Scored	Not Scored
<b>Well-Being Sub-Total</b>			<b>25</b>	<b>0.00</b>

\*Performance calculation descriptions can be found in the FY 2019 RBWO PBP Measurements and Standards Guide.

<b>Monitoring &amp; Outcomes: Possible Points = 75</b>		<b>Points Earned = 48.25</b>	
<b>Score Before Incentives Credit</b>			<b>64.33%</b>
<b>Incentives Awarded</b>			<b>4.00 pts</b>
<b>PBP Verification</b>			<b>N/A pts</b>
<b>Total Score</b>			<b>68.33%</b>



**DHS, DFCS, Office of Provider Management**  
**Performance-Based Placement Measures**  
**RBWO Provider GA+SCORECARD - CCI**  
**Report Quarter: Q3 FY2019**



**Provider/Program Name: Open Arms Group Home - (5332) - CCI**

Program Census Information:		# Children in Care During Quarter: 9	# Placements During Quarter: 9	# Children in Care On Last Day: 6
CCI Incentive Credits	Avg Performance All CCIs (Points)	Provider Performance (%)*	Possible Points (Weight)	Provider Points Earned
Early EPSDT Medical Visits		0%	2	0.00
Early EPSDT Dental Visits		0%	2	0.00
Permanency Contacts		0%	5	0.00
Additional Academic Supports		0%	2	0.00
HS Grad/GED/Prof or Trade Certificate/College		N/A	10/5/5/1	
EYSS Agreement		Not Eligible	5	
Community Connections		0%	4	0.00
Active Agency Accreditation		0%	4	0.00
Staff Clinical Licensure		0%	5	0.00
Behavior Management (threshold = 0)		100%	4	4.00
<b>Incentives Total</b>	<b>8.21</b>			<b>4.00</b>
Maximum total combined incentive credit allowed is 10 points.			<b>Incentives Awarded</b>	<b>4.00</b>

\*Performance calculation descriptions can be found in the FY 2019 RBWO PBP Measurements and Standards Guide.

**Child Protective Services Investigations and Dispositions**

The following investigations data, which is not used for scoring but is considered significant to a provider's performance, is from Georgia SHINES and is not considered final or complete until the end of the fiscal year.

Total Reports:	0
Number Screened In:	0
Number Screened Out:	0
Number Substantiated:	0
Number Unsubstantiated:	0
Number Active CPS Investigations:	0



DHS, DFCS, Office of Provider Management  
**Performance-Based Placement Measures**  
**RBWO Provider GA+SCORECARD - CCI**  
Report Quarter: Q3 FY2019



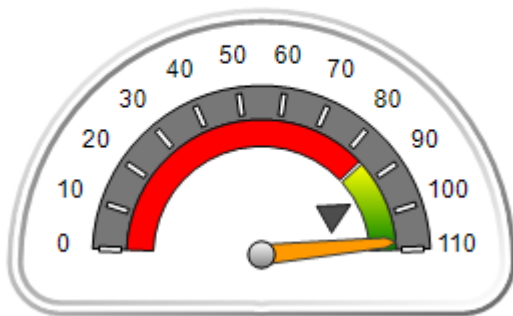
**Provider/Program Name: Open Arms of Blue Ridge, Inc. - (5135) - CCI**

474 Sowers Road, Blue Ridge, GA 30513-0039	Quarterly Scores (Grades)		Current Quarter Score (Grade)
Phone: 706-632-2329	Q1: 100.69 (A+)	Q2: 106.17 (A+)	<b>107.84%</b> <b>(A+)</b>
Vendor ID# 114380	Q3: 107.84 (A+)	Q4: N/A	
Program Census Information:	# Children in Care During Quarter: 8	# Placements During Quarter: 8	# Children in Care On Last Day: 7

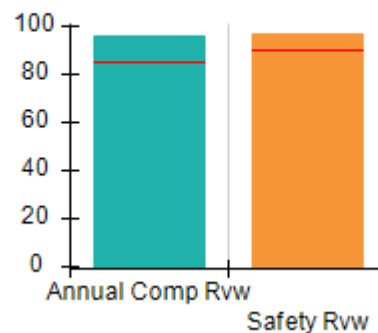
**Quarterly Provider Comparisons to All CCIs**

▼ — indicates average for all CCIs

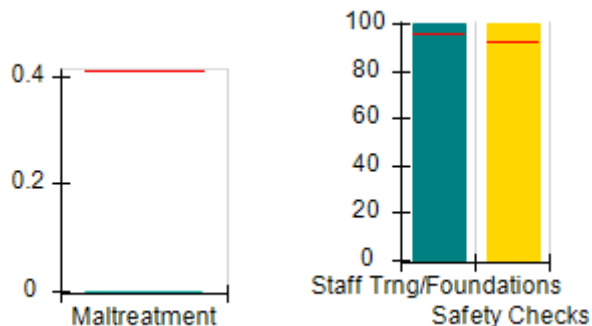
Overall Score (%)



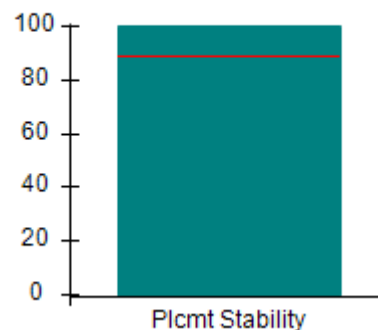
OPM Monitoring Reviews (%)



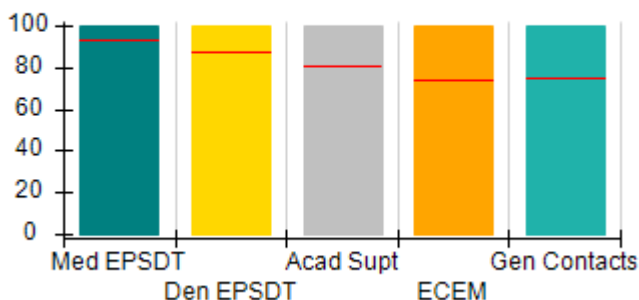
Safety Outcomes (%)



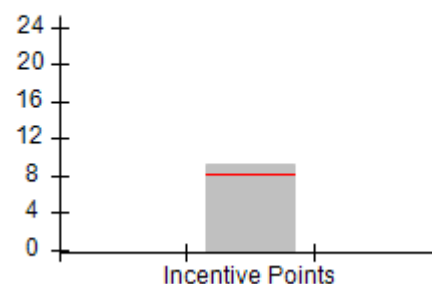
Permanency Outcomes (%)



Well-Being Outcomes (%)



Incentives Earned (Points)





DHS, DFCS, Office of Provider Management  
**Performance-Based Placement Measures**  
**RBWO Provider GA+SCORECARD - CCI**  
 Report Quarter: Q3 FY2019



<b>Provider/Program Name: Open Arms of Blue Ridge, Inc. - (5135) - CCI</b>				
<b>474 Sowers Road, Blue Ridge, GA 30513-0039</b>		<b>Quarterly Scores (Grades)</b>		<b>Current Quarter Score (Grade)</b>
<b>Phone: 706-632-2329</b>		<b>Q1: 100.69 (A+)</b>	<b>Q2: 106.17 (A+)</b>	<b>107.84% (A+)</b>
<b>Vendor ID# 114380</b>		<b>Q3: 107.84 (A+)</b>	<b>Q4: N/A</b>	
Program Census Information:		# Children in Care During Quarter: 8	# Placements During Quarter: 8	# Children in Care On Last Day: 7
	<b>Avg Performance All CCIs (%)</b>	<b>Provider Performance (%)*</b>	<b>Possible Points (Weight)</b>	<b>Provider Points Earned</b>
<b>OPM Monitoring Reviews</b>				
Annual Comprehensive Reviews	85%	96%	25	24.10
Safety Reviews	90%	97%	15	14.54
<b>Monitoring Sub-Total</b>			<b>40</b>	<b>38.64</b>
<b>CCI Safety Outcomes</b>				
Incidence of Maltreatment	0.41%	No Substantiated Reports	10	10.00
Staff Training/Foundations	96%	100%	5	5.00
Staff Safety Checks	92%	100%	5	5.00
<b>Safety Sub-Total</b>			<b>20</b>	<b>20.00</b>
<b>CCI Permanency Outcomes</b>				
Placement Stability	89%	100%	15	15.00
<b>Permanency Sub-Total</b>			<b>15</b>	<b>15.00</b>
<b>CCI Well-Being Outcomes</b>				
EPSDT Medical Visits	93%	100%	4	4.00
EPSDT Dental Visits	87%	100%	4	4.00
Academic Supports	81%	100%	3	3.00
Provider ECEM Visits	74%	100%	7	7.00
Provider General Contacts	75%	100%	7	7.00
Placements with Siblings	36%	100%	Not Scored	Not Scored
Placements within Legal County	14%	67%	Not Scored	Not Scored
<b>Well-Being Sub-Total</b>			<b>25</b>	<b>25.00</b>
*Performance calculation descriptions can be found in the FY 2019 RBWO PBP Measurements and Standards Guide.				

<b>Monitoring &amp; Outcomes: Possible Points = 100</b>		<b>Points Earned = 98.64</b>	
<b>Score Before Incentives Credit</b>			<b>98.64%</b>
<b>Incentives Awarded</b>			<b>9.20 pts</b>
<b>PBP Verification</b>			<b>N/A pts</b>
<b>Total Score</b>			<b>107.84%</b>



DHS, DFCS, Office of Provider Management  
**Performance-Based Placement Measures**  
**RBWO Provider GA+SCORECARD - CCI**  
Report Quarter: Q3 FY2019



**Provider/Program Name: Open Arms of Blue Ridge, Inc. - (5135) - CCI**

Program Census Information:		# Children in Care During Quarter: 8	# Placements During Quarter: 8	# Children in Care On Last Day: 7
CCI Incentive Credits	Avg Performance All CCIs (Points)	Provider Performance (%)*	Possible Points (Weight)	Provider Points Earned
Early EPSDT Medical Visits		100%	2	2.00
Early EPSDT Dental Visits		100%	2	2.00
Permanency Contacts		None Planned	5	
Additional Academic Supports		60%	2	1.20
HS Grad/GED/Prof or Trade Certificate/College		N/A	10/5/5/1	
EYSS Agreement		0%	5	0.00
Community Connections		0%	4	0.00
Active Agency Accreditation		0%	4	0.00
Staff Clinical Licensure		0%	5	0.00
Behavior Management (threshold = 0)		100%	4	4.00
<b>Incentives Total</b>	<b>8.21</b>			<b>9.20</b>
Maximum total combined incentive credit allowed is 10 points.			<b>Incentives Awarded</b>	<b>9.20</b>

\*Performance calculation descriptions can be found in the FY 2019 RBWO PBP Measurements and Standards Guide.

**Child Protective Services Investigations and Dispositions**

The following investigations data, which is not used for scoring but is considered significant to a provider's performance, is from Georgia SHINES and is not considered final or complete until the end of the fiscal year.

Total Reports:	0
Number Screened In:	0
Number Screened Out:	0
Number Substantiated:	0
Number Unsubstantiated:	0
Number Active CPS Investigations:	0



DHS, DFCS, Office of Provider Management  
**Performance-Based Placement Measures**  
**RBWO Provider GA+SCORECARD - CCI**  
 Report Quarter: Q3 FY2019

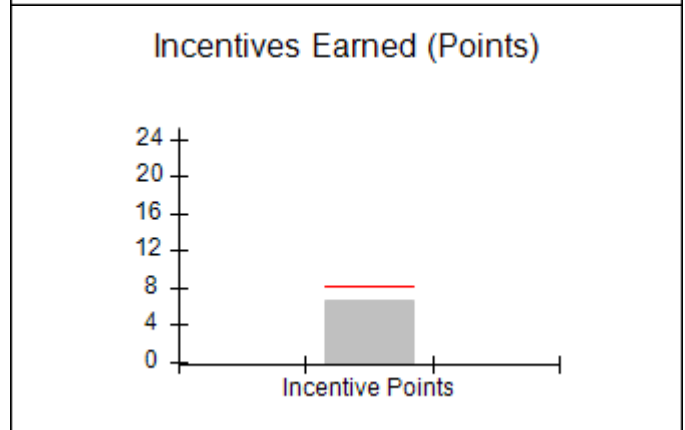
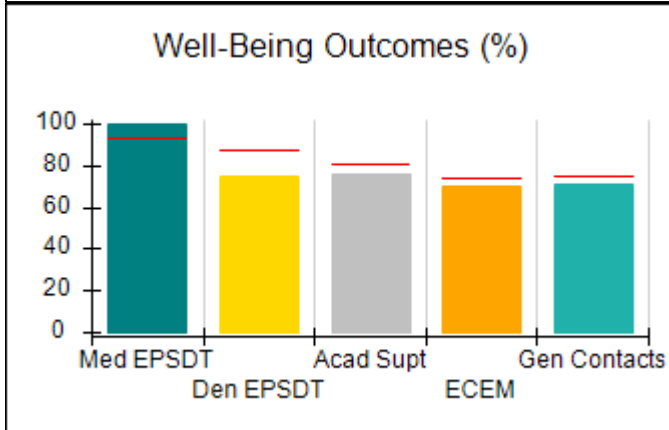
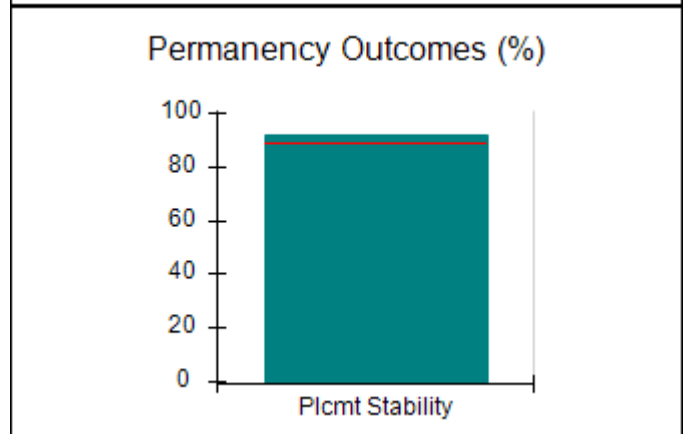
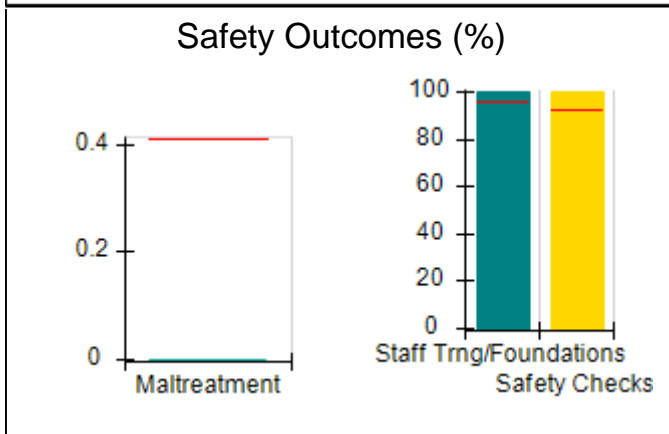
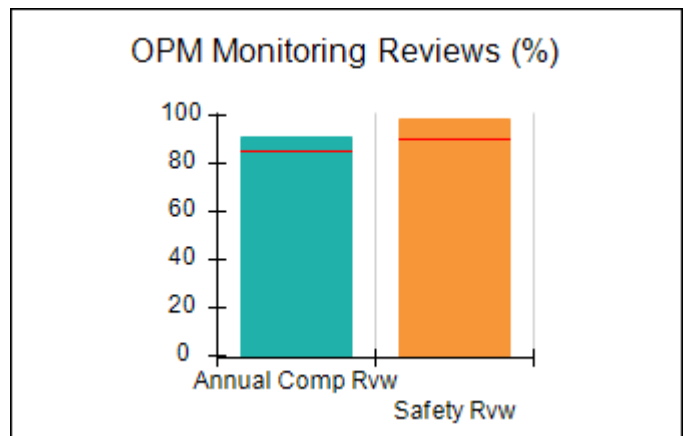
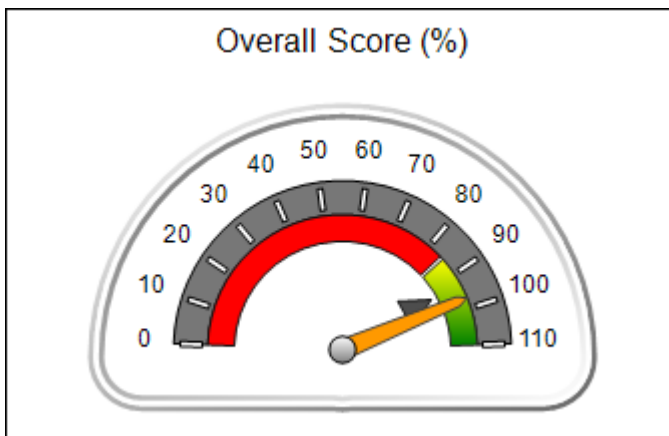


**Provider/Program Name: Open Door Home - Boys Annex Long Term Program (940) - CCI**

792 John Davenport Dr., Rome, GA 30165	Quarterly Scores (Grades)		Current Quarter Score (Grade)
Phone: 706-233-9175	Q1: 103.04 (A+)	Q2: 100.28 (A+)	<b>97.16%</b> <b>(A+)</b>
Vendor ID# 35532	Q3: 97.16 (A+)	Q4: N/A	
Program Census Information:	# Children in Care During Quarter: 13	# Placements During Quarter: 14	# Children in Care On Last Day: 8

**Quarterly Provider Comparisons to All CCIs**

▼ — indicates average for all CCIs







DHS, DFCS, Office of Provider Management  
**Performance-Based Placement Measures**  
**RBWO Provider GA+SCORECARD - CCI**  
 Report Quarter: Q3 FY2019



Provider/Program Name: Open Door Home - Boys Annex Long Term Program (940) - CCI				
792 John Davenport Dr., Rome, GA 30165		Quarterly Scores (Grades)		Current Quarter Score (Grade)
Phone: 706-233-9175		Q1: 103.04 (A+)	Q2: 100.28 (A+)	<b>97.16%</b> <b>(A+)</b>
Vendor ID# 35532		Q3: 97.16 (A+)	Q4: N/A	
Program Census Information:		# Children in Care During Quarter: 13	# Placements During Quarter: 14	# Children in Care On Last Day: 8
	Avg Performance All CCIs (%)	Provider Performance (%)*	Possible Points (Weight)	Provider Points Earned
<b>OPM Monitoring Reviews</b>				
Annual Comprehensive Reviews	85%	91%	25	22.79
Safety Reviews	90%	99%	15	14.81
<b>Monitoring Sub-Total</b>			<b>40</b>	<b>37.61</b>
<b>CCI Safety Outcomes</b>				
Incidence of Maltreatment	0.41%	No Substantiated Reports	10	10.00
Staff Training/Foundations	96%	100%	5	5.00
Staff Safety Checks	92%	100%	5	5.00
<b>Safety Sub-Total</b>			<b>20</b>	<b>20.00</b>
<b>CCI Permanency Outcomes</b>				
Placement Stability	89%	92%	15	13.80
<b>Permanency Sub-Total</b>			<b>15</b>	<b>13.80</b>
<b>CCI Well-Being Outcomes</b>				
EPSDT Medical Visits	93%	100%	4	4.00
EPSDT Dental Visits	87%	75%	4	3.00
Academic Supports	81%	76%	3	2.28
Provider ECEM Visits	74%	70%	7	4.90
Provider General Contacts	75%	71%	7	4.97
Placements with Siblings	36%	Not Eligible	Not Scored	Not Scored
Placements within Legal County	14%	80%	Not Scored	Not Scored
<b>Well-Being Sub-Total</b>			<b>25</b>	<b>19.15</b>
*Performance calculation descriptions can be found in the FY 2019 RBWO PBP Measurements and Standards Guide.				

Monitoring & Outcomes: Possible Points = 100		Points Earned = 90.56	
Score Before Incentives Credit			<b>90.56%</b>
Incentives Awarded			<b>6.60 pts</b>
PBP Verification			<b>N/A pts</b>
<b>Total Score</b>			<b>97.16%</b>



**DHS, DFCS, Office of Provider Management**  
**Performance-Based Placement Measures**  
**RBWO Provider GA+SCORECARD - CCI**  
**Report Quarter: Q3 FY2019**



**Provider/Program Name: Open Door Home - Boys Annex Long Term Program (940) - CCI**

Program Census Information:		# Children in Care During Quarter: 13	# Placements During Quarter: 14	# Children in Care On Last Day: 8
CCI Incentive Credits	Avg Performance All CCIs (Points)	Provider Performance (%)*	Possible Points (Weight)	Provider Points Earned
Early EPSDT Medical Visits		100%	2	2.00
Early EPSDT Dental Visits		0%	2	0.00
Permanency Contacts		0%	5	0.00
Additional Academic Supports		30%	2	0.60
HS Grad/GED/Prof or Trade Certificate/College		N/A	10/5/5/1	
EYSS Agreement		Not Eligible	5	
Community Connections		0%	4	0.00
Active Agency Accreditation		0%	4	0.00
Staff Clinical Licensure		0%	5	0.00
Behavior Management (threshold = 0)		100%	4	4.00
<b>Incentives Total</b>	<b>8.21</b>			<b>6.60</b>
Maximum total combined incentive credit allowed is 10 points.			<b>Incentives Awarded</b>	<b>6.60</b>

\*Performance calculation descriptions can be found in the FY 2019 RBWO PBP Measurements and Standards Guide.

**Child Protective Services Investigations and Dispositions**

The following investigations data, which is not used for scoring but is considered significant to a provider's performance, is from Georgia SHINES and is not considered final or complete until the end of the fiscal year.

Total Reports:	1
Number Screened In:	0
Number Screened Out:	1
Number Substantiated:	0
Number Unsubstantiated:	0
Number Active CPS Investigations:	0



**DHS, DFCS, Office of Provider Management**  
**Performance-Based Placement Measures**  
**RBWO Provider GA+SCORECARD - CCI**  
**Report Quarter: Q3 FY2019**

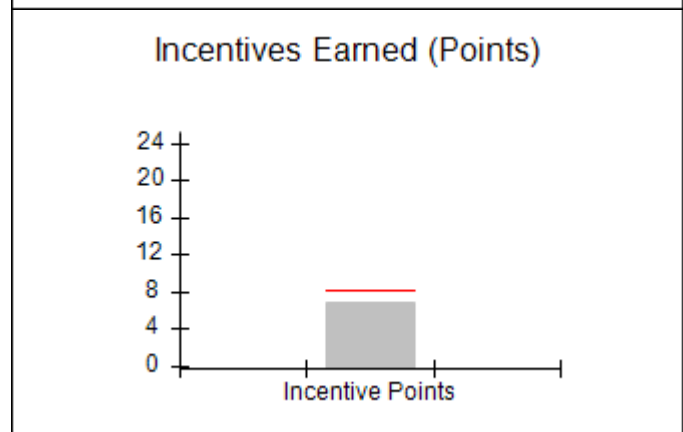
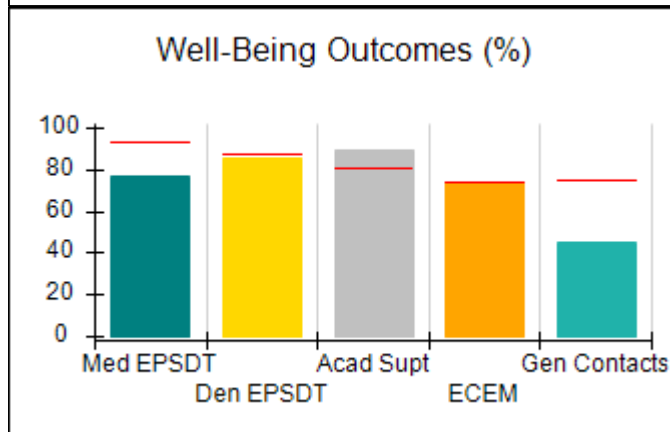
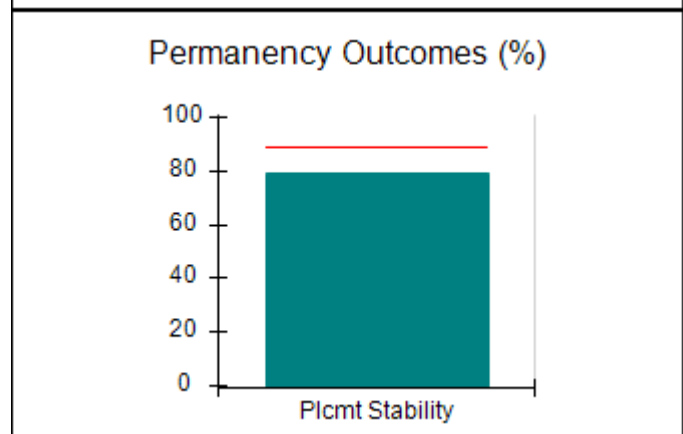
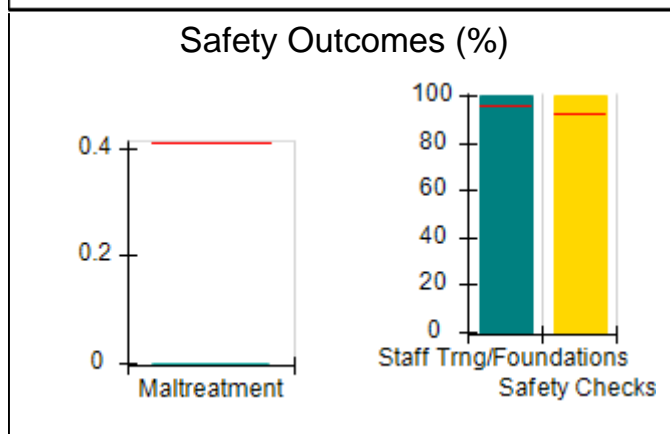
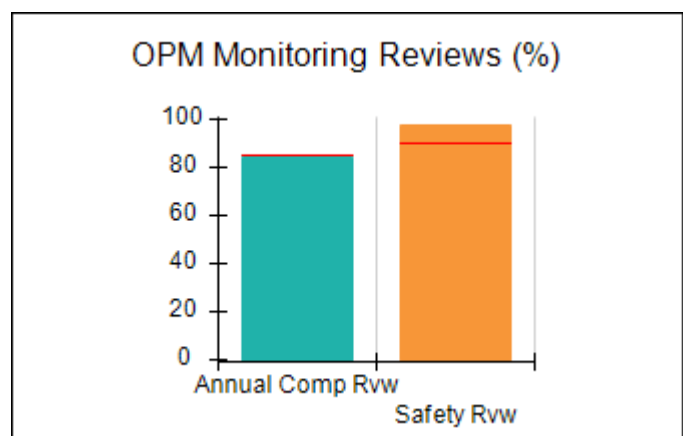
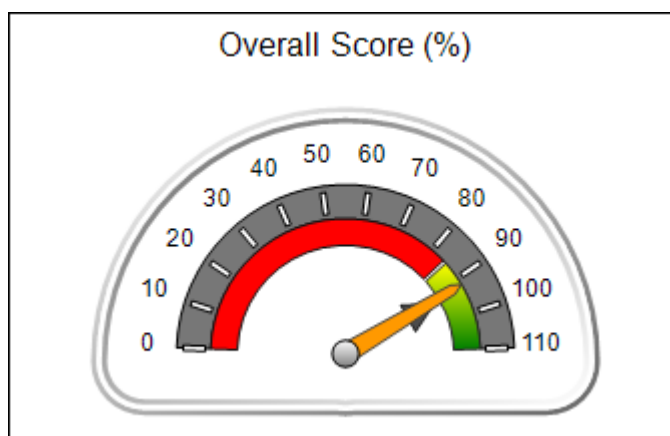


**Provider/Program Name: Open Door Home - Girls Annex Long Term Program (939) - CCI**

5 Leon St., Rome, GA 30165	Quarterly Scores (Grades)		Current Quarter Score (Grade)
Phone: 706 232-6622	Q1: 95.79 (A)	Q2: 99.71 (A+)	<b>91.99%</b> <b>(A-)</b>
Vendor ID# 35531	Q3: 91.99 (A-)	Q4: N/A	
Program Census Information:	# Children in Care During Quarter: 14	# Placements During Quarter: 14	# Children in Care On Last Day: 10

**Quarterly Provider Comparisons to All CCIs**

▼ — indicates average for all CCIs





DHS, DFCS, Office of Provider Management  
**Performance-Based Placement Measures**  
**RBWO Provider GA+SCORECARD - CCI**  
 Report Quarter: Q3 FY2019



Provider/Program Name: Open Door Home - Girls Annex Long Term Program (939) - CCI				
5 Leon St., Rome, GA 30165		Quarterly Scores (Grades)		Current Quarter Score (Grade)
Phone: 706 232-6622		Q1: 95.79 (A)	Q2: 99.71 (A+)	<b>91.99%</b> <b>(A-)</b>
Vendor ID# 35531		Q3: 91.99 (A-)	Q4: N/A	
Program Census Information:		# Children in Care During Quarter: 14	# Placements During Quarter: 14	# Children in Care On Last Day: 10
	Avg Performance All CCIs (%)	Provider Performance (%)*	Possible Points (Weight)	Provider Points Earned
<b>OPM Monitoring Reviews</b>				
Annual Comprehensive Reviews	85%	85%	25	21.18
Safety Reviews	90%	98%	15	14.63
<b>Monitoring Sub-Total</b>			<b>40</b>	<b>35.81</b>
<b>CCI Safety Outcomes</b>				
Incidence of Maltreatment	0.41%	No Substantiated Reports	10	10.00
Staff Training/Foundations	96%	100%	5	5.00
Staff Safety Checks	92%	100%	5	5.00
<b>Safety Sub-Total</b>			<b>20</b>	<b>20.00</b>
<b>CCI Permanency Outcomes</b>				
Placement Stability	89%	79%	15	11.85
<b>Permanency Sub-Total</b>			<b>15</b>	<b>11.85</b>
<b>CCI Well-Being Outcomes</b>				
EPSDT Medical Visits	93%	77%	4	3.08
EPSDT Dental Visits	87%	85%	4	3.40
Academic Supports	81%	89%	3	2.67
Provider ECEM Visits	74%	74%	7	5.18
Provider General Contacts	75%	45%	7	3.15
Placements with Siblings	36%	Not Eligible	Not Scored	Not Scored
Placements within Legal County	14%	0%	Not Scored	Not Scored
<b>Well-Being Sub-Total</b>			<b>25</b>	<b>17.48</b>
*Performance calculation descriptions can be found in the FY 2019 RBWO PBP Measurements and Standards Guide.				

<b>Monitoring &amp; Outcomes: Possible Points = 100</b>		<b>Points Earned = 85.14</b>	
<b>Score Before Incentives Credit</b>			<b>85.14%</b>
<b>Incentives Awarded</b>			<b>6.85 pts</b>
<b>PBP Verification</b>			<b>N/A pts</b>
<b>Total Score</b>			<b>91.99%</b>



**DHS, DFCS, Office of Provider Management**  
**Performance-Based Placement Measures**  
**RBWO Provider GA+SCORECARD - CCI**  
**Report Quarter: Q3 FY2019**



**Provider/Program Name: Open Door Home - Girls Annex Long Term Program (939) - CCI**

Program Census Information:		# Children in Care During Quarter: 14	# Placements During Quarter: 14	# Children in Care On Last Day: 10
CCI Incentive Credits	Avg Performance All CCIs (Points)	Provider Performance (%)*	Possible Points (Weight)	Provider Points Earned
Early EPSDT Medical Visits		25%	2	0.50
Early EPSDT Dental Visits		57%	2	1.14
Permanency Contacts		3%	5	0.15
Additional Academic Supports		53%	2	1.06
HS Grad/GED/Prof or Trade Certificate/College		N/A	10/5/5/1	
EYSS Agreement		Not Eligible	5	
Community Connections		0%	4	0.00
Active Agency Accreditation		0%	4	0.00
Staff Clinical Licensure		0%	5	0.00
Behavior Management (threshold = 0)		100%	4	4.00
<b>Incentives Total</b>	<b>8.21</b>			<b>6.85</b>
Maximum total combined incentive credit allowed is 10 points.			<b>Incentives Awarded</b>	<b>6.85</b>

\*Performance calculation descriptions can be found in the FY 2019 RBWO PBP Measurements and Standards Guide.

**Child Protective Services Investigations and Dispositions**

The following investigations data, which is not used for scoring but is considered significant to a provider's performance, is from Georgia SHINES and is not considered final or complete until the end of the fiscal year.

Total Reports:	0
Number Screened In:	0
Number Screened Out:	0
Number Substantiated:	0
Number Unsubstantiated:	0
Number Active CPS Investigations:	0



DHS, DFCS, Office of Provider Management

## Performance-Based Placement Measures

### RBWO Provider GA+SCORECARD - CCI



Report Quarter: Q3 FY2019

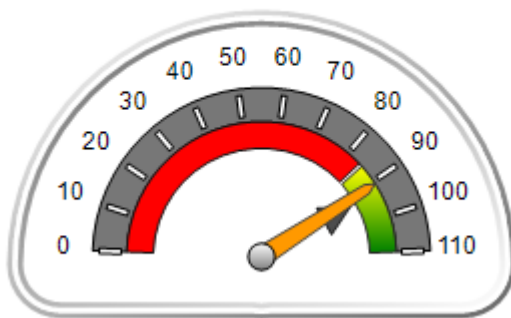
**Provider/Program Name: Our House for Kids - (792) - CCI**

114 Old Moores Mill Rd., Bremen, GA 30110	Quarterly Scores (Grades)		Current Quarter Score (Grade)
Phone: 770-537-1940	Q1: 92.23 (A-)	Q2: 92.53 (A-)	<b>90.82% (A-)</b>
Vendor ID# 35536	Q3: 90.82 (A-)	Q4: N/A	
Program Census Information:	# Children in Care During Quarter: 10	# Placements During Quarter: 10	# Children in Care On Last Day: 5

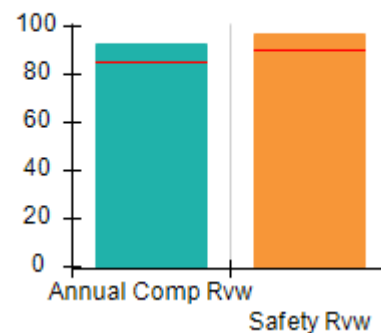
### Quarterly Provider Comparisons to All CCIs

▼ — indicates average for all CCIs

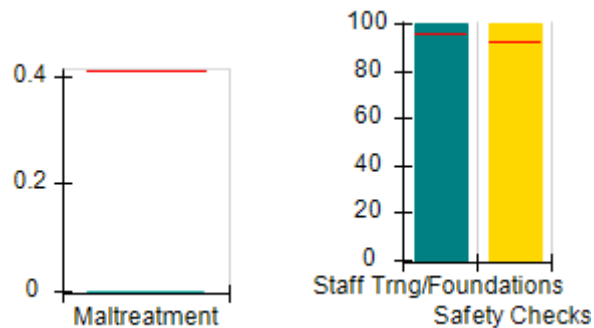
Overall Score (%)



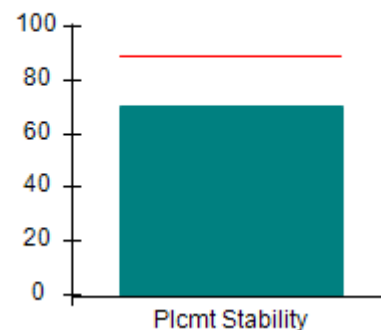
OPM Monitoring Reviews (%)



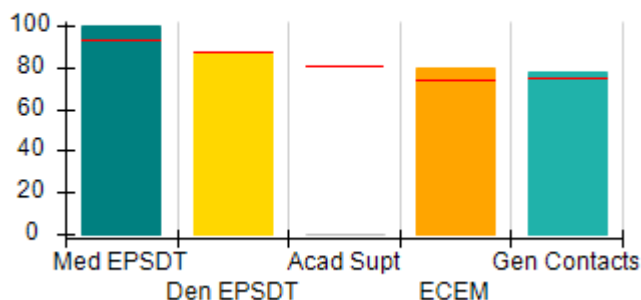
Safety Outcomes (%)



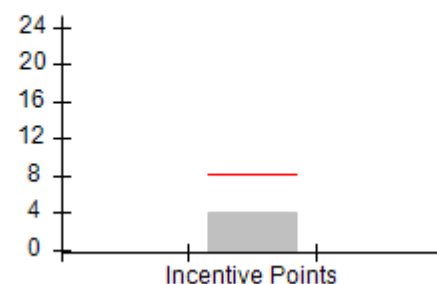
Permanency Outcomes (%)



Well-Being Outcomes (%)



Incentives Earned (Points)





DHS, DFCS, Office of Provider Management  
**Performance-Based Placement Measures**  
**RBWO Provider GA+SCORECARD - CCI**  
 Report Quarter: Q3 FY2019



<b>Provider/Program Name: Our House for Kids - (792) - CCI</b>				
<b>114 Old Moores Mill Rd., Bremen, GA 30110</b>		<b>Quarterly Scores (Grades)</b>		<b>Current Quarter Score (Grade)</b>
<b>Phone: 770-537-1940</b>		<b>Q1: 92.23 (A-)</b>	<b>Q2: 92.53 (A-)</b>	<b>90.82% (A-)</b>
<b>Vendor ID# 35536</b>		<b>Q3: 90.82 (A-)</b>	<b>Q4: N/A</b>	
Program Census Information:		# Children in Care During Quarter: 10	# Placements During Quarter: 10	# Children in Care On Last Day: 5
	<b>Avg Performance All CCIs (%)</b>	<b>Provider Performance (%)*</b>	<b>Possible Points (Weight)</b>	<b>Provider Points Earned</b>
<b>OPM Monitoring Reviews</b>				
Annual Comprehensive Reviews	85%	93%	25	23.23
Safety Reviews	90%	97%	15	14.59
<b>Monitoring Sub-Total</b>			<b>40</b>	<b>37.82</b>
<b>CCI Safety Outcomes</b>				
Incidence of Maltreatment	0.41%	No Substantiated Reports	10	10.00
Staff Training/Foundations	96%	100%	5	5.00
Staff Safety Checks	92%	100%	5	5.00
<b>Safety Sub-Total</b>			<b>20</b>	<b>20.00</b>
<b>CCI Permanency Outcomes</b>				
Placement Stability	89%	70%	15	10.50
<b>Permanency Sub-Total</b>			<b>15</b>	<b>10.50</b>
<b>CCI Well-Being Outcomes</b>				
EPSDT Medical Visits	93%	100%	4	4.00
EPSDT Dental Visits	87%	86%	4	3.44
Academic Supports	81%	0%	3	0.00
Provider ECEM Visits	74%	80%	7	5.60
Provider General Contacts	75%	78%	7	5.46
Placements with Siblings	36%	50%	Not Scored	Not Scored
Placements within Legal County	14%	0%	Not Scored	Not Scored
<b>Well-Being Sub-Total</b>			<b>25</b>	<b>18.50</b>
*Performance calculation descriptions can be found in the FY 2019 RBWO PBP Measurements and Standards Guide.				

<b>Monitoring &amp; Outcomes: Possible Points = 100</b>		<b>Points Earned = 86.82</b>	
<b>Score Before Incentives Credit</b>			<b>86.82%</b>
<b>Incentives Awarded</b>			<b>4.00 pts</b>
<b>PBP Verification</b>			<b>N/A pts</b>
<b>Total Score</b>			<b>90.82%</b>



**DHS, DFCS, Office of Provider Management**  
**Performance-Based Placement Measures**  
**RBWO Provider GA+SCORECARD - CCI**  
**Report Quarter: Q3 FY2019**



**Provider/Program Name: Our House for Kids - (792) - CCI**

Program Census Information:		# Children in Care During Quarter: 10	# Placements During Quarter: 10	# Children in Care On Last Day: 5
CCI Incentive Credits	Avg Performance All CCIs (Points)	Provider Performance (%)*	Possible Points (Weight)	Provider Points Earned
Early EPSDT Medical Visits		Not Eligible	2	
Early EPSDT Dental Visits		0%	2	0.00
Permanency Contacts		None Planned	5	
Additional Academic Supports		0%	2	0.00
HS Grad/GED/Prof or Trade Certificate/College		N/A	10/5/5/1	
EYSS Agreement		Not Eligible	5	
Community Connections		0%	4	0.00
Active Agency Accreditation		0%	4	0.00
Staff Clinical Licensure		0%	5	0.00
Behavior Management (threshold = 0)		100%	4	4.00
<b>Incentives Total</b>	<b>8.21</b>			<b>4.00</b>
Maximum total combined incentive credit allowed is 10 points.			<b>Incentives Awarded</b>	<b>4.00</b>

\*Performance calculation descriptions can be found in the FY 2019 RBWO PBP Measurements and Standards Guide.

**Child Protective Services Investigations and Dispositions**

The following investigations data, which is not used for scoring but is considered significant to a provider's performance, is from Georgia SHINES and is not considered final or complete until the end of the fiscal year.

Total Reports:	0
Number Screened In:	0
Number Screened Out:	0
Number Substantiated:	0
Number Unsubstantiated:	0
Number Active CPS Investigations:	0





DHS, DFCS, Office of Provider Management  
**Performance-Based Placement Measures**  
**RBWO Provider GA+SCORECARD - CCI**



Report Quarter: Q3 FY2019

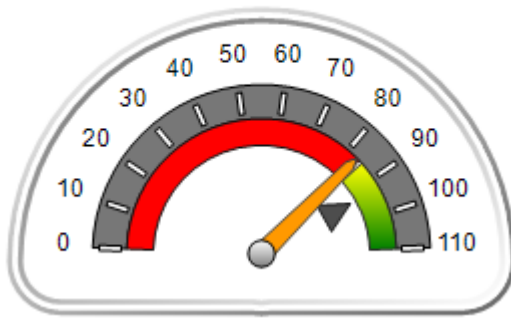
**Provider/Program Name: Park Place Outreach (formerly Marshland Foundation) - (732) - CCI**

514 East Henry Street, Savannah, GA 31401	Quarterly Scores (Grades)		Current Quarter Score (Grade)
Phone: 912-234-4048	Q1: 79.66 (C+)	Q2: 78.66 (C+)	<b>83.16%</b> <b>(B-)</b>
Vendor ID# 35537	Q3: 83.16 (B-)	Q4: N/A	
Program Census Information:	# Children in Care During Quarter: 0	# Placements During Quarter: 0	# Children in Care On Last Day: 0

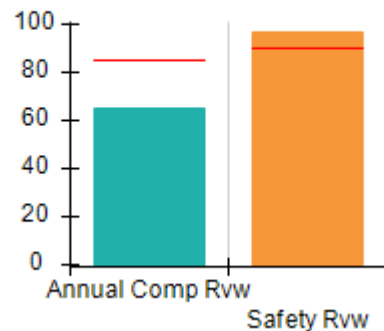
**Quarterly Provider Comparisons to All CCIs**

▼ — indicates average for all CCIs

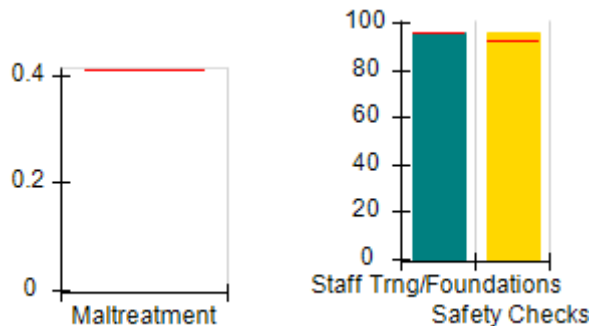
Overall Score (%)



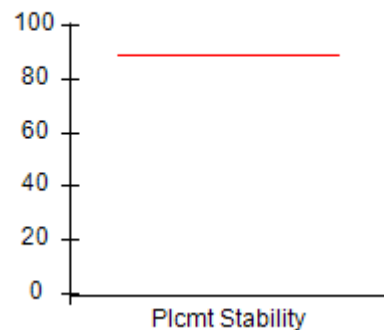
OPM Monitoring Reviews (%)



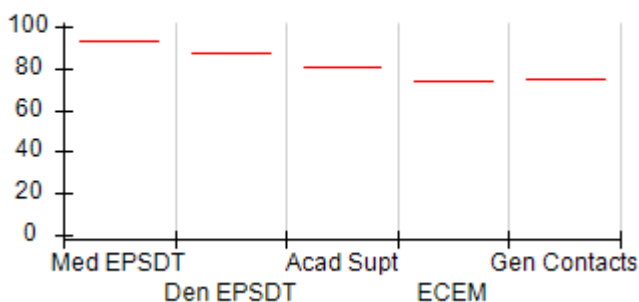
Safety Outcomes (%)



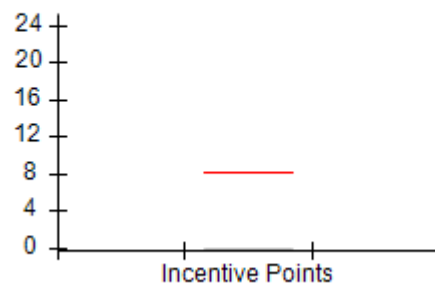
Permanency Outcomes (%)



Well-Being Outcomes (%)



Incentives Earned (Points)





# Performance-Based Placement Measures

## RBWO Provider GA+SCORECARD - CCI

Report Quarter: Q3 FY2019

### Provider/Program Name: Park Place Outreach (formerly Marshland Foundation) - (732) - CCI

514 East Henry Street, Savannah, GA 31401		Quarterly Scores (Grades)		Current Quarter Score (Grade)
Phone: 912-234-4048		Q1: 79.66 (C+)	Q2: 78.66 (C+)	<b>83.16%</b> <b>(B-)</b>
Vendor ID# 35537		Q3: 83.16 (B-)	Q4: N/A	
Program Census Information:		# Children in Care During Quarter: 0	# Placements During Quarter: 0	# Children in Care On Last Day: 0
	Avg Performance All CCIs (%)	Provider Performance (%)*	Possible Points (Weight)	Provider Points Earned
<b>OPM Monitoring Reviews</b>				
Annual Comprehensive Reviews	85%	65%	25	16.19
Safety Reviews	90%	97%	15	14.50
<b>Monitoring Sub-Total</b>			<b>40</b>	<b>30.69</b>
<b>CCI Safety Outcomes</b>				
Incidence of Maltreatment	0.41%	Not Eligible		
Staff Training/Foundations	96%	96%	10	9.60
Staff Safety Checks	92%	96%	10	9.60
<b>Safety Sub-Total</b>			<b>20</b>	<b>19.20</b>
<b>CCI Permanency Outcomes</b>				
Placement Stability	89%	Not Eligible		
<b>Permanency Sub-Total</b>			<b>N/A</b>	
<b>CCI Well-Being Outcomes</b>				
EPSDT Medical Visits	93%	Not Eligible		
EPSDT Dental Visits	87%	Not Eligible		
Academic Supports	81%	Not Eligible		
Provider ECEM Visits	74%	Not Eligible		
Provider General Contacts	75%	Not Eligible		
Placements with Siblings	36%	Not Eligible	Not Scored	Not Scored
Placements within Legal County	14%	Not Eligible	Not Scored	Not Scored
<b>Well-Being Sub-Total</b>			<b>N/A</b>	

\*Performance calculation descriptions can be found in the FY 2019 RBWO PBP Measurements and Standards Guide.

<b>Monitoring &amp; Outcomes: Possible Points = 60</b>		<b>Points Earned = 49.89</b>	
<b>Score Before Incentives Credit</b>			<b>83.16%</b>
<b>Incentives Awarded</b>			<b>0.00 pts</b>
<b>PBP Verification</b>			<b>N/A pts</b>
<b>Total Score</b>			<b>83.16%</b>



**DHS, DFCS, Office of Provider Management**  
**Performance-Based Placement Measures**  
**RBWO Provider GA+SCORECARD - CCI**



**Report Quarter: Q3 FY2019**

**Provider/Program Name: Park Place Outreach (formerly Marshland Foundation) - (732) - CCI**

Program Census Information:		# Children in Care During Quarter: 0	# Placements During Quarter: 0	# Children in Care On Last Day: 0
CCI Incentive Credits	Avg Performance All CCIs (Points)	Provider Performance (%)*	Possible Points (Weight)	Provider Points Earned
Early EPSDT Medical Visits		Not Eligible	2	
Early EPSDT Dental Visits		Not Eligible	2	
Permanency Contacts		None Planned	5	
Additional Academic Supports		Not Eligible	2	
HS Grad/GED/Prof or Trade Certificate/College		N/A	10/5/5/1	
EYSS Agreement		Not Eligible	5	
Community Connections		Not Eligible	4	
Active Agency Accreditation		0%	4	0.00
Staff Clinical Licensure		0%	5	0.00
Behavior Management (threshold = 0)		0%	4	
<b>Incentives Total</b>	<b>8.21</b>			<b>0.00</b>
Maximum total combined incentive credit allowed is 10 points.			<b>Incentives Awarded</b>	<b>0.00</b>

\*Performance calculation descriptions can be found in the FY 2019 RBWO PBP Measurements and Standards Guide.

**Child Protective Services Investigations and Dispositions**

The following investigations data, which is not used for scoring but is considered significant to a provider's performance, is from Georgia SHINES and is not considered final or complete until the end of the fiscal year.

Total Reports:	0
Number Screened In:	0
Number Screened Out:	0
Number Substantiated:	0
Number Unsubstantiated:	0
Number Active CPS Investigations:	0

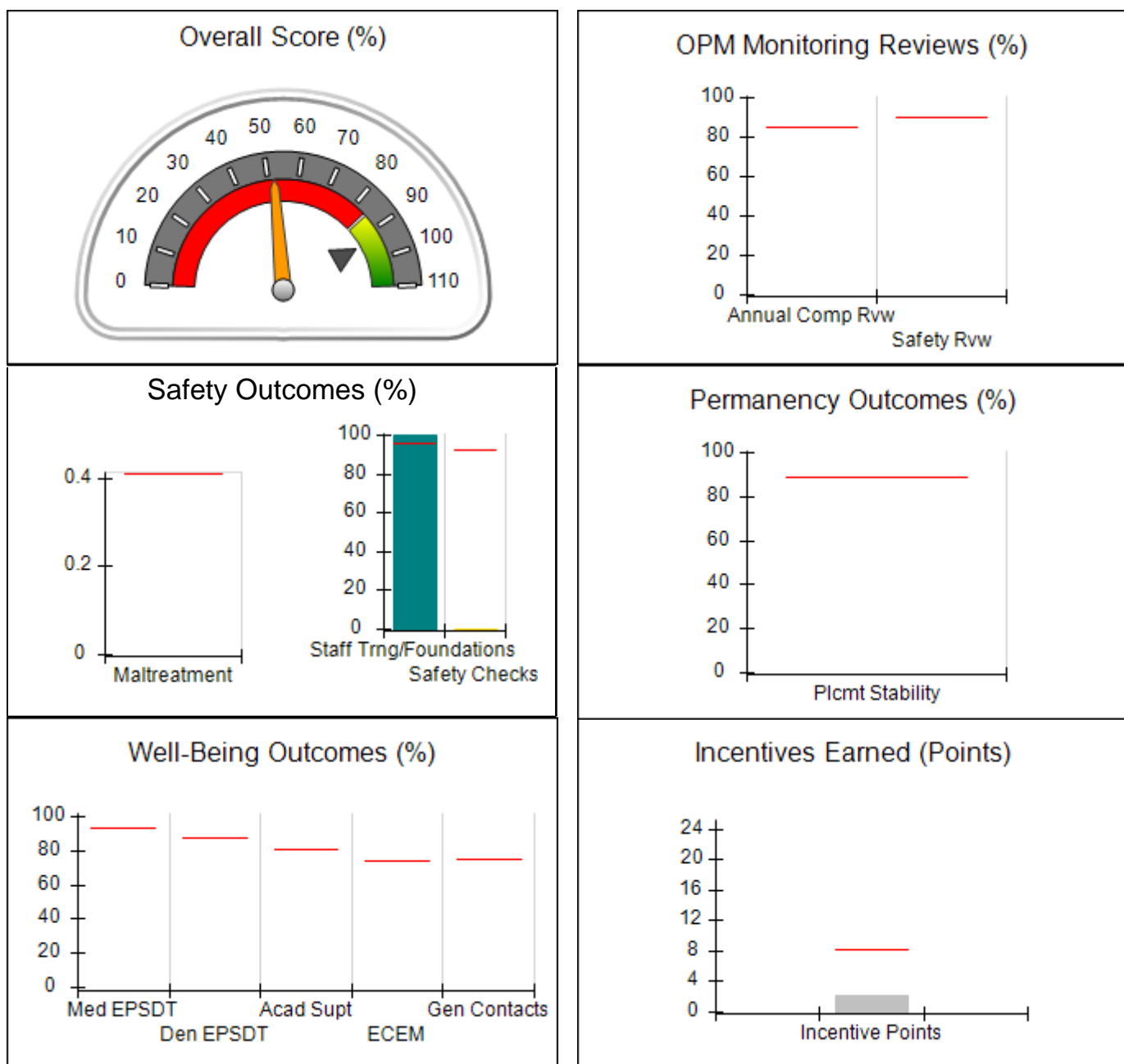


**DHS, DFCS, Office of Provider Management**  
**Performance-Based Placement Measures**  
**RBWO Provider GA+SCORECARD - CCI**  
**Report Quarter: Q3 FY2019**



Provider/Program Name: Positive Growth - Jolly Ave. (794) - CCI			
1033 Jolly Ave., Clarkston, GA 30021	Quarterly Scores (Grades)		Current Quarter Score (Grade)
Phone: 404-292-6420	Q1: 77.00 (C+)	Q2: 64.50 (D)	<b>52.00%</b> <b>(F)</b>
Vendor ID# 35547	Q3: 52.00 (F)	Q4: N/A	
Program Census Information:	# Children in Care During Quarter: 0	# Placements During Quarter: 0	# Children in Care On Last Day: 0
Quarterly Provider Comparisons to All CCIs			

▼ — indicates average for all CCIs





DHS, DFCS, Office of Provider Management  
**Performance-Based Placement Measures**  
**RBWO Provider GA+SCORECARD - CCI**  
 Report Quarter: Q3 FY2019



Provider/Program Name: Positive Growth - Jolly Ave. (794) - CCI				
1033 Jolly Ave., Clarkston, GA 30021		Quarterly Scores (Grades)		Current Quarter Score (Grade)
Phone: 404-292-6420		Q1: 77.00 (C+)	Q2: 64.50 (D)	<b>52.00%</b> <b>(F)</b>
Vendor ID# 35547		Q3: 52.00 (F)	Q4: N/A	
Program Census Information:		# Children in Care During Quarter: 0	# Placements During Quarter: 0	# Children in Care On Last Day: 0
	Avg Performance All CCIs (%)	Provider Performance (%)*	Possible Points (Weight)	Provider Points Earned
<b>OPM Monitoring Reviews</b>				
Annual Comprehensive Reviews	85%	Not Yet Conducted		
Safety Reviews	90%	Not Yet Conducted		
<b>Monitoring Sub-Total</b>				<b>0.00</b>
<b>CCI Safety Outcomes</b>				
Incidence of Maltreatment	0.41%	Not Eligible		
Staff Training/Foundations	96%	100%	10	10.00
Staff Safety Checks	92%	0%	10	0.00
<b>Safety Sub-Total</b>			<b>20</b>	<b>10.00</b>
<b>CCI Permanency Outcomes</b>				
Placement Stability	89%	Not Eligible		
<b>Permanency Sub-Total</b>			<b>N/A</b>	
<b>CCI Well-Being Outcomes</b>				
EPSDT Medical Visits	93%	Not Eligible		
EPSDT Dental Visits	87%	Not Eligible		
Academic Supports	81%	Not Eligible		
Provider ECEM Visits	74%	Not Eligible		
Provider General Contacts	75%	Not Eligible		
Placements with Siblings	36%	Not Eligible	Not Scored	Not Scored
Placements within Legal County	14%	Not Eligible	Not Scored	Not Scored
<b>Well-Being Sub-Total</b>			<b>N/A</b>	

\*Performance calculation descriptions can be found in the FY 2019 RBWO PBP Measurements and Standards Guide.

<b>Monitoring &amp; Outcomes: Possible Points = 20</b>		<b>Points Earned = 10.00</b>	
<b>Score Before Incentives Credit</b>			<b>50.00%</b>
<b>Incentives Awarded</b>			<b>2.00 pts</b>
<b>PBP Verification</b>			<b>0.00 pts</b>
<b>Total Score</b>			<b>52.00%</b>



**DHS, DFCS, Office of Provider Management**  
**Performance-Based Placement Measures**  
**RBWO Provider GA+SCORECARD - CCI**  
**Report Quarter: Q3 FY2019**



**Provider/Program Name: Positive Growth - Jolly Ave. (794) - CCI**

Program Census Information:		# Children in Care During Quarter: 0	# Placements During Quarter: 0	# Children in Care On Last Day: 0
CCI Incentive Credits	Avg Performance All CCIs (Points)	Provider Performance (%)*	Possible Points (Weight)	Provider Points Earned
Early EPSDT Medical Visits		Not Eligible	2	
Early EPSDT Dental Visits		Not Eligible	2	
Permanency Contacts		None Planned	5	
Additional Academic Supports		Not Eligible	2	
HS Grad/GED/Prof or Trade Certificate/College		N/A	10/5/5/1	
EYSS Agreement		Not Eligible	5	
Community Connections		Not Eligible	4	
Active Agency Accreditation		50%	4	2.00
Staff Clinical Licensure		0%	5	0.00
Behavior Management (threshold = 0)		0%	4	
<b>Incentives Total</b>	<b>8.21</b>			<b>2.00</b>
Maximum total combined incentive credit allowed is 10 points.			<b>Incentives Awarded</b>	<b>2.00</b>

\*Performance calculation descriptions can be found in the FY 2019 RBWO PBP Measurements and Standards Guide.

**Child Protective Services Investigations and Dispositions**

The following investigations data, which is not used for scoring but is considered significant to a provider's performance, is from Georgia SHINES and is not considered final or complete until the end of the fiscal year.

Total Reports:	0
Number Screened In:	0
Number Screened Out:	0
Number Substantiated:	0
Number Unsubstantiated:	0
Number Active CPS Investigations:	0

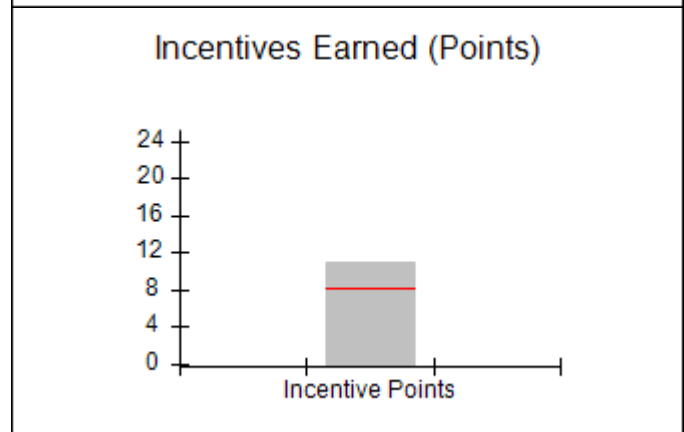
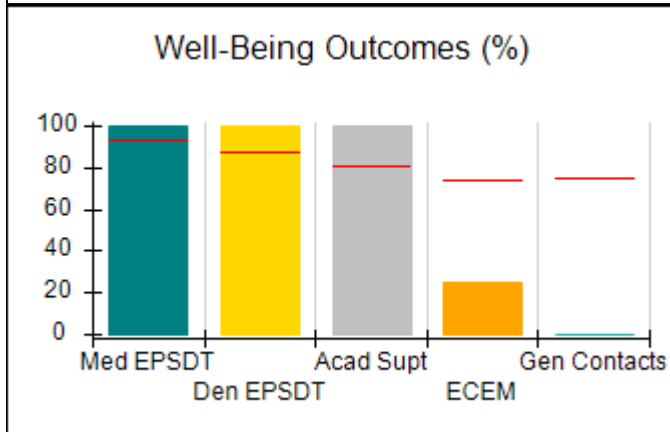
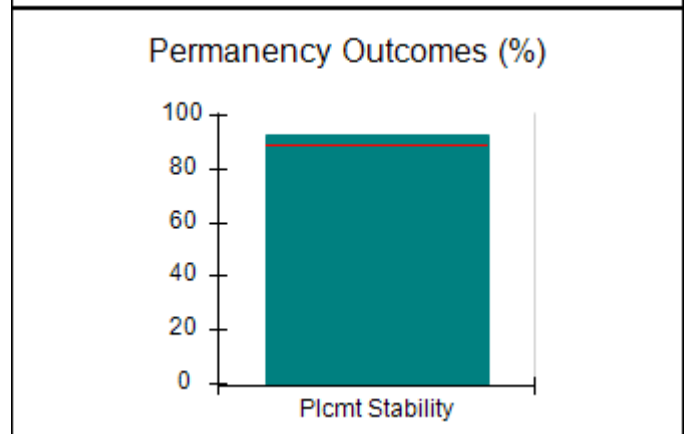
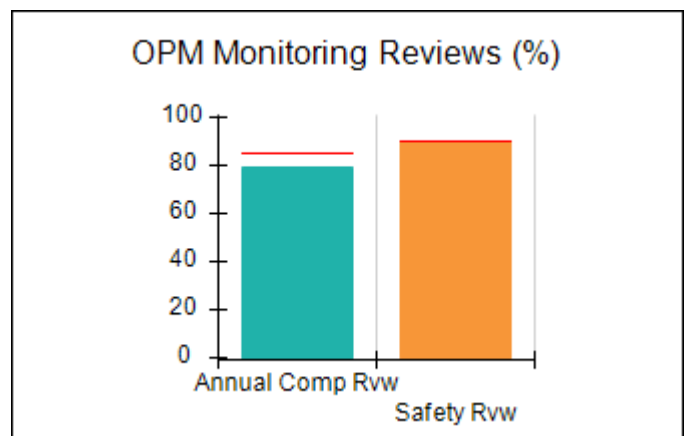
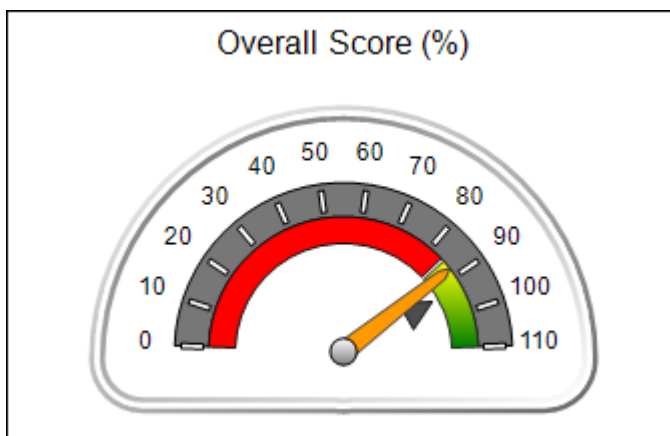


**DHS, DFCS, Office of Provider Management**  
**Performance-Based Placement Measures**  
**RBWO Provider GA+SCORECARD - CCI**  
**Report Quarter: Q3 FY2019**



Provider/Program Name: Positive Growth - Ponce De Leon Ave. (795) - CCI			
4036 E Ponce De Leon Ave., Clarkston, GA 30021	Quarterly Scores (Grades)		Current Quarter Score (Grade)
Phone: 404-292-6420	Q1: 93.46 (A-)	Q2: 90.59 (A-)	<b>87.61%</b> <b>(B+)</b>
Vendor ID# 35546	Q3: 87.61 (B+)	Q4: N/A	
Program Census Information:	# Children in Care During Quarter: 14	# Placements During Quarter: 14	# Children in Care On Last Day: 8
Quarterly Provider Comparisons to All CCIs			

▼ — indicates average for all CCIs





DHS, DFCS, Office of Provider Management  
**Performance-Based Placement Measures**  
**RBWO Provider GA+SCORECARD - CCI**  
 Report Quarter: Q3 FY2019



**Provider/Program Name: Positive Growth - Ponce De Leon Ave. (795) - CCI**

<b>4036 E Ponce De Leon Ave., Clarkston, GA 30021</b>	<b>Quarterly Scores (Grades)</b>		<b>Current Quarter Score (Grade)</b>
<b>Phone: 404-292-6420</b>	<b>Q1: 93.46 (A-)</b>	<b>Q2: 90.59 (A-)</b>	<b>87.61% (B+)</b>
<b>Vendor ID# 35546</b>	<b>Q3: 87.61 (B+)</b>	<b>Q4: N/A</b>	

Program Census Information:	# Children in Care During Quarter: 14	# Placements During Quarter: 14	# Children in Care On Last Day: 8
-----------------------------	---------------------------------------	---------------------------------	-----------------------------------

	<b>Avg Performance All CCIs (%)</b>	<b>Provider Performance (%)*</b>	<b>Possible Points (Weight)</b>	<b>Provider Points Earned</b>
--	-------------------------------------	----------------------------------	---------------------------------	-------------------------------

**OPM Monitoring Reviews**

Annual Comprehensive Reviews	85%	80%	25	19.91
Safety Reviews	90%	90%	15	13.50
<b>Monitoring Sub-Total</b>			<b>40</b>	<b>33.41</b>

**CCI Safety Outcomes**

Incidence of Maltreatment	0.41%	No Substantiated Reports	10	10.00
Staff Training/Foundations	96%	100%	5	5.00
Staff Safety Checks	92%	50%	5	2.50
<b>Safety Sub-Total</b>			<b>20</b>	<b>17.50</b>

**CCI Permanency Outcomes**

Placement Stability	89%	93%	15	13.95
<b>Permanency Sub-Total</b>			<b>15</b>	<b>13.95</b>

**CCI Well-Being Outcomes**

EPSDT Medical Visits	93%	100%	4	4.00
EPSDT Dental Visits	87%	100%	4	4.00
Academic Supports	81%	100%	3	3.00
Provider ECEM Visits	74%	25%	7	1.75
Provider General Contacts	75%	0%	7	0.00
Placements with Siblings	36%	0%	Not Scored	Not Scored
Placements within Legal County	14%	75%	Not Scored	Not Scored
<b>Well-Being Sub-Total</b>			<b>25</b>	<b>12.75</b>

\*Performance calculation descriptions can be found in the FY 2019 RBWO PBP Measurements and Standards Guide.

<b>Monitoring &amp; Outcomes: Possible Points = 100</b>	<b>Points Earned = 77.61</b>
<b>Score Before Incentives Credit</b>	<b>77.61%</b>
<b>Incentives Awarded</b>	<b>10.00 pts</b>
<b>PBP Verification</b>	<b>N/A pts</b>
<b>Total Score</b>	<b>87.61%</b>





**DHS, DFCS, Office of Provider Management**  
**Performance-Based Placement Measures**  
**RBWO Provider GA+SCORECARD - CCI**  
**Report Quarter: Q3 FY2019**



**Provider/Program Name: Positive Growth - Ponce De Leon Ave. (795) - CCI**

Program Census Information:		# Children in Care During Quarter: 14	# Placements During Quarter: 14	# Children in Care On Last Day: 8
CCI Incentive Credits	Avg Performance All CCIs (Points)	Provider Performance (%)*	Possible Points (Weight)	Provider Points Earned
Early EPSDT Medical Visits		100%	2	2.00
Early EPSDT Dental Visits		50%	2	1.00
Permanency Contacts		None Planned	5	
Additional Academic Supports		100%	2	2.00
HS Grad/GED/Prof or Trade Certificate/College		N/A	10/5/5/1	
EYSS Agreement		Not Eligible	5	
Community Connections		0%	4	0.00
Active Agency Accreditation		50%	4	2.00
Staff Clinical Licensure		0%	5	0.00
Behavior Management (threshold = 0)		100%	4	4.00
<b>Incentives Total</b>	<b>8.21</b>			<b>11.00</b>
Maximum total combined incentive credit allowed is 10 points.			<b>Incentives Awarded</b>	<b>10.00</b>

\*Performance calculation descriptions can be found in the FY 2019 RBWO PBP Measurements and Standards Guide.

**Child Protective Services Investigations and Dispositions**

The following investigations data, which is not used for scoring but is considered significant to a provider's performance, is from Georgia SHINES and is not considered final or complete until the end of the fiscal year.

Total Reports:	0
Number Screened In:	0
Number Screened Out:	0
Number Substantiated:	0
Number Unsubstantiated:	0
Number Active CPS Investigations:	0



**DHS, DFCS, Office of Provider Management**  
**Performance-Based Placement Measures**  
**RBWO Provider GA+SCORECARD - CCI**



**Report Quarter: Q3 FY2019**

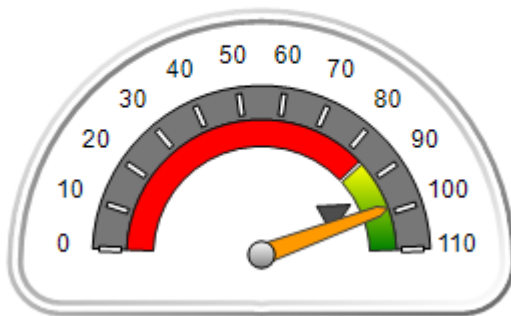
**Provider/Program Name: Pride Land Group Home LLC - (5263) - CCI**

2490 Heath Road, Macon, GA 31206	Quarterly Scores (Grades)		Current Quarter Score (Grade)
Phone: 478-359-6046	Q1: 86.36 (B)	Q2: 89.71 (B+)	<b>98.60%</b> <b>(A+)</b>
Vendor ID# 49818	Q3: 98.60 (A+)	Q4: N/A	
Program Census Information:	# Children in Care During Quarter: 12	# Placements During Quarter: 12	# Children in Care On Last Day: 8

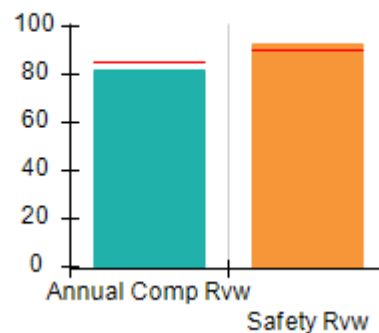
**Quarterly Provider Comparisons to All CCIs**

▼ — indicates average for all CCIs

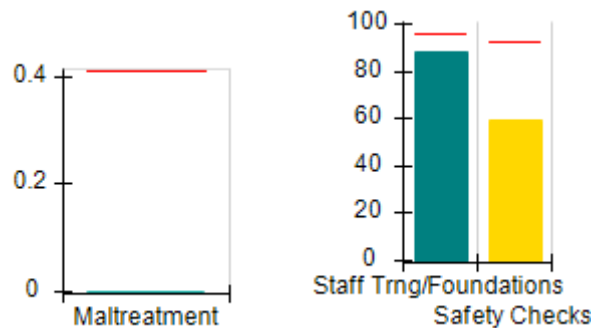
**Overall Score (%)**



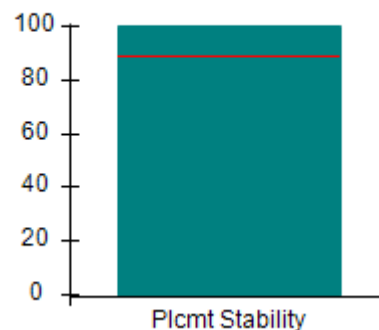
**OPM Monitoring Reviews (%)**



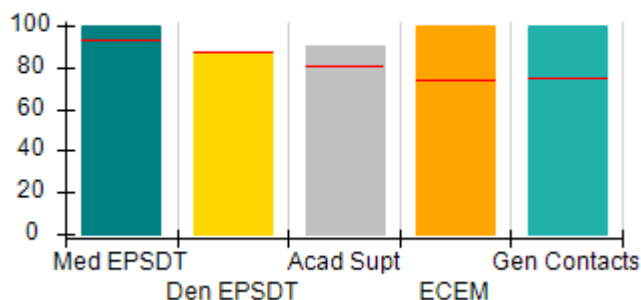
**Safety Outcomes (%)**



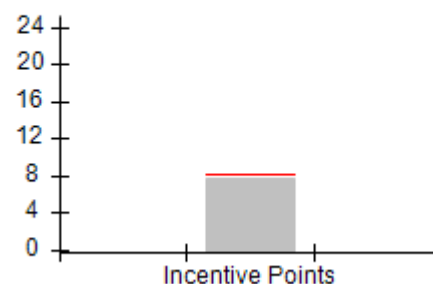
**Permanency Outcomes (%)**



**Well-Being Outcomes (%)**



**Incentives Earned (Points)**





DHS, DFCS, Office of Provider Management  
**Performance-Based Placement Measures**  
**RBWO Provider GA+SCORECARD - CCI**  
 Report Quarter: Q3 FY2019



**Provider/Program Name: Pride Land Group Home LLC - (5263) - CCI**

2490 Heath Road, Macon, GA 31206	Quarterly Scores (Grades)		Current Quarter Score (Grade)
Phone: 478-359-6046	Q1: 86.36 (B)	Q2: 89.71 (B+)	<b>98.60%</b> <b>(A+)</b>
Vendor ID# 49818	Q3: 98.60 (A+)	Q4: N/A	

Program Census Information:	# Children in Care During Quarter: 12	# Placements During Quarter: 12	# Children in Care On Last Day: 8
-----------------------------	---------------------------------------	---------------------------------	-----------------------------------

	Avg Performance All CCIs (%)	Provider Performance (%)*	Possible Points (Weight)	Provider Points Earned
--	------------------------------	---------------------------	--------------------------	------------------------

**OPM Monitoring Reviews**

Annual Comprehensive Reviews	85%	82%	25	20.38
Safety Reviews	90%	93%	15	13.95
<b>Monitoring Sub-Total</b>			<b>40</b>	<b>34.33</b>

**CCI Safety Outcomes**

Incidence of Maltreatment	0.41%	No Substantiated Reports	10	10.00
Staff Training/Foundations	96%	88%	5	4.40
Staff Safety Checks	92%	59%	5	2.95
<b>Safety Sub-Total</b>			<b>20</b>	<b>17.35</b>

**CCI Permanency Outcomes**

Placement Stability	89%	100%	15	15.00
<b>Permanency Sub-Total</b>			<b>15</b>	<b>15.00</b>

**CCI Well-Being Outcomes**

EPSDT Medical Visits	93%	100%	4	4.00
EPSDT Dental Visits	87%	86%	4	3.44
Academic Supports	81%	90%	3	2.70
Provider ECEM Visits	74%	100%	7	7.00
Provider General Contacts	75%	100%	7	7.00
Placements with Siblings	36%	0%	Not Scored	Not Scored
Placements within Legal County	14%	0%	Not Scored	Not Scored
<b>Well-Being Sub-Total</b>			<b>25</b>	<b>24.14</b>

\*Performance calculation descriptions can be found in the FY 2019 RBWO PBP Measurements and Standards Guide.

<b>Monitoring &amp; Outcomes: Possible Points = 100</b>		<b>Points Earned = 90.82</b>	
<b>Score Before Incentives Credit</b>			<b>90.82%</b>
<b>Incentives Awarded</b>			<b>7.78 pts</b>
<b>PBP Verification</b>			<b>N/A pts</b>
<b>Total Score</b>			<b>98.60%</b>



**DHS, DFCS, Office of Provider Management**  
**Performance-Based Placement Measures**  
**RBWO Provider GA+SCORECARD - CCI**  
**Report Quarter: Q3 FY2019**



**Provider/Program Name: Pride Land Group Home LLC - (5263) - CCI**

Program Census Information:		# Children in Care During Quarter: 12	# Placements During Quarter: 12	# Children in Care On Last Day: 8
CCI Incentive Credits	Avg Performance All CCIs (Points)	Provider Performance (%)*	Possible Points (Weight)	Provider Points Earned
Early EPSDT Medical Visits		100%	2	2.00
Early EPSDT Dental Visits		50%	2	1.00
Permanency Contacts		0%	5	0.00
Additional Academic Supports		39%	2	0.78
HS Grad/GED/Prof or Trade Certificate/College		N/A	10/5/5/1	
EYSS Agreement		Not Eligible	5	
Community Connections		0%	4	0.00
Active Agency Accreditation		0%	4	0.00
Staff Clinical Licensure		0%	5	0.00
Behavior Management (threshold = 0)		100%	4	4.00
<b>Incentives Total</b>	<b>8.21</b>			<b>7.78</b>
Maximum total combined incentive credit allowed is 10 points.			<b>Incentives Awarded</b>	<b>7.78</b>

\*Performance calculation descriptions can be found in the FY 2019 RBWO PBP Measurements and Standards Guide.

**Child Protective Services Investigations and Dispositions**

The following investigations data, which is not used for scoring but is considered significant to a provider's performance, is from Georgia SHINES and is not considered final or complete until the end of the fiscal year.

Total Reports:	3
Number Screened In:	1
Number Screened Out:	2
Number Substantiated:	0
Number Unsubstantiated:	1
Number Active CPS Investigations:	0

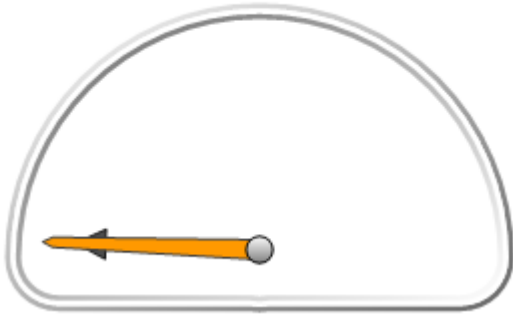


DHS, DFCS, Office of Provider Management  
**Performance-Based Placement Measures**  
**RBWO Provider GA+SCORECARD - CCI**  
Report Quarter: Q3 FY2019

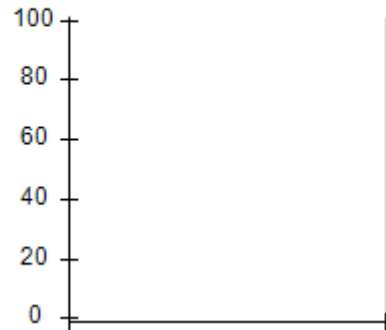


▼ — indicates average for all CCIs

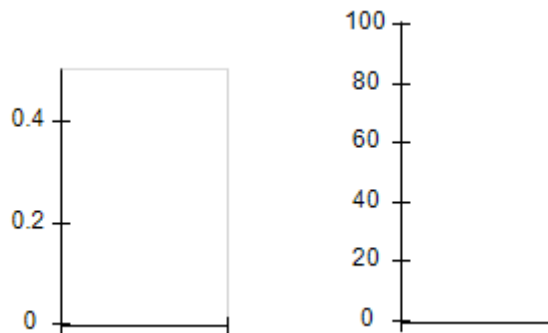
Overall Score (%)



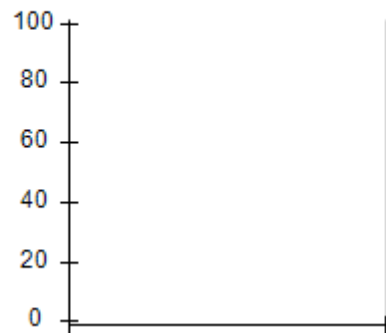
OPM Monitoring Reviews (%)



Safety Outcomes (%)




Permanency Outcomes (%)



Well-Being Outcomes (%)



Incentives Earned (Points)



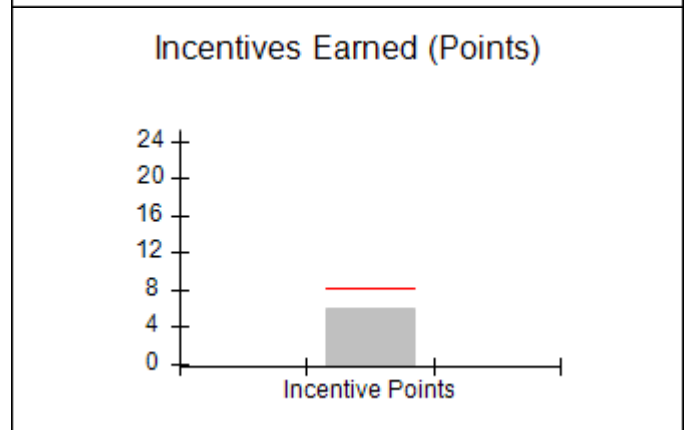
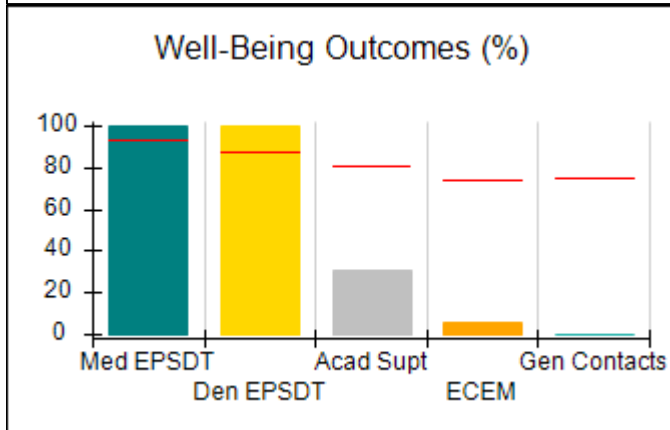
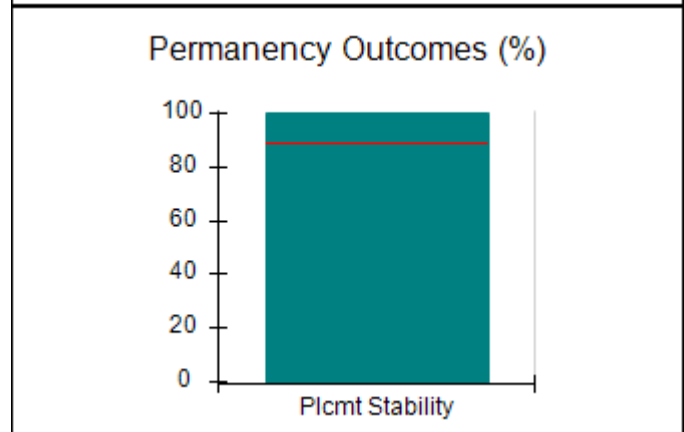
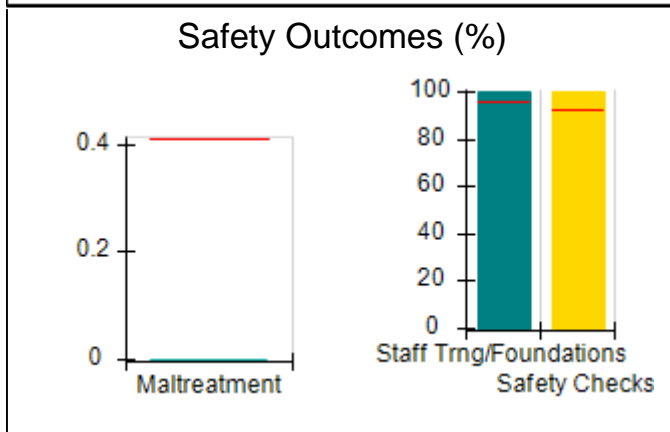
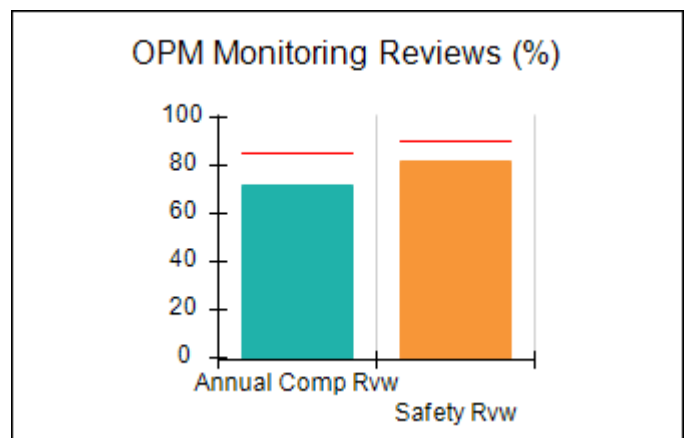
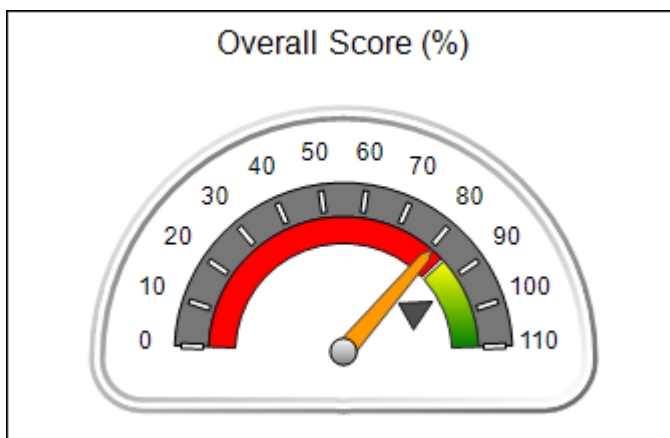


**DHS, DFCS, Office of Provider Management**  
**Performance-Based Placement Measures**  
**RBWO Provider GA+SCORECARD - CCI**  
**Report Quarter: Q3 FY2019**



<b>Provider/Program Name: Rainbow Children's Home - (809) - CCI</b>			
<b>247 E. Main St., Dahlonega, GA 30533</b>	<b>Quarterly Scores (Grades)</b>		<b>Current Quarter Score (Grade)</b>
<b>Phone: 706-864-5110</b>	<b>Q1: 89.95 (B+)</b>	<b>Q2: 85.02 (B)</b>	<b>80.52% (B-)</b>
<b>Vendor ID# 35566</b>	<b>Q3: 80.52 (B-)</b>	<b>Q4: N/A</b>	
Program Census Information:	# Children in Care During Quarter: 9	# Placements During Quarter: 9	# Children in Care On Last Day: 7
<b>Quarterly Provider Comparisons to All CCIs</b>			

▼ — indicates average for all CCIs





DHS, DFCS, Office of Provider Management  
**Performance-Based Placement Measures**  
**RBWO Provider GA+SCORECARD - CCI**  
 Report Quarter: Q3 FY2019



Provider/Program Name: Rainbow Children's Home - (809) - CCI				
247 E. Main St., Dahlonega, GA 30533		Quarterly Scores (Grades)		Current Quarter Score (Grade)
Phone: 706-864-5110		Q1: 89.95 (B+)	Q2: 85.02 (B)	<b>80.52%</b> <b>(B-)</b>
Vendor ID# 35566		Q3: 80.52 (B-)	Q4: N/A	
Program Census Information:		# Children in Care During Quarter: 9	# Placements During Quarter: 9	# Children in Care On Last Day: 7
	Avg Performance All CCIs (%)	Provider Performance (%)*	Possible Points (Weight)	Provider Points Earned
<b>OPM Monitoring Reviews</b>				
Annual Comprehensive Reviews	85%	72%	25	17.94
Safety Reviews	90%	82%	15	12.24
<b>Monitoring Sub-Total</b>			<b>40</b>	<b>30.17</b>
<b>CCI Safety Outcomes</b>				
Incidence of Maltreatment	0.41%	No Substantiated Reports	10	10.00
Staff Training/Foundations	96%	100%	5	5.00
Staff Safety Checks	92%	100%	5	5.00
<b>Safety Sub-Total</b>			<b>20</b>	<b>20.00</b>
<b>CCI Permanency Outcomes</b>				
Placement Stability	89%	100%	15	15.00
<b>Permanency Sub-Total</b>			<b>15</b>	<b>15.00</b>
<b>CCI Well-Being Outcomes</b>				
EPSDT Medical Visits	93%	100%	4	4.00
EPSDT Dental Visits	87%	100%	4	4.00
Academic Supports	81%	31%	3	0.93
Provider ECEM Visits	74%	6%	7	0.42
Provider General Contacts	75%	0%	7	0.00
Placements with Siblings	36%	0%	Not Scored	Not Scored
Placements within Legal County	14%	0%	Not Scored	Not Scored
<b>Well-Being Sub-Total</b>			<b>25</b>	<b>9.35</b>
*Performance calculation descriptions can be found in the FY 2019 RBWO PBP Measurements and Standards Guide.				

<b>Monitoring &amp; Outcomes: Possible Points = 100</b>		<b>Points Earned = 74.52</b>	
<b>Score Before Incentives Credit</b>			<b>74.52%</b>
<b>Incentives Awarded</b>			<b>6.00 pts</b>
<b>PBP Verification</b>			<b>N/A pts</b>
<b>Total Score</b>			<b>80.52%</b>



**DHS, DFCS, Office of Provider Management**  
**Performance-Based Placement Measures**  
**RBWO Provider GA+SCORECARD - CCI**  
**Report Quarter: Q3 FY2019**



**Provider/Program Name: Rainbow Children's Home - (809) - CCI**

Program Census Information:		# Children in Care During Quarter: 9	# Placements During Quarter: 9	# Children in Care On Last Day: 7
CCI Incentive Credits	Avg Performance All CCIs (Points)	Provider Performance (%)*	Possible Points (Weight)	Provider Points Earned
Early EPSDT Medical Visits		100%	2	2.00
Early EPSDT Dental Visits		Not Eligible	2	
Permanency Contacts		0%	5	0.00
Additional Academic Supports		0%	2	0.00
HS Grad/GED/Prof or Trade Certificate/College		N/A	10/5/5/1	
EYSS Agreement		Not Eligible	5	
Community Connections		0%	4	0.00
Active Agency Accreditation		0%	4	0.00
Staff Clinical Licensure		0%	5	0.00
Behavior Management (threshold = 0)		100%	4	4.00
<b>Incentives Total</b>	<b>8.21</b>			<b>6.00</b>
Maximum total combined incentive credit allowed is 10 points.			<b>Incentives Awarded</b>	<b>6.00</b>

\*Performance calculation descriptions can be found in the FY 2019 RBWO PBP Measurements and Standards Guide.

**Child Protective Services Investigations and Dispositions**

The following investigations data, which is not used for scoring but is considered significant to a provider's performance, is from Georgia SHINES and is not considered final or complete until the end of the fiscal year.

Total Reports:	0
Number Screened In:	0
Number Screened Out:	0
Number Substantiated:	0
Number Unsubstantiated:	0
Number Active CPS Investigations:	0





**DHS, DFCS, Office of Provider Management**  
**Performance-Based Placement Measures**  
**RBWO Provider GA+SCORECARD - CCI**  
**Report Quarter: Q3 FY2019**



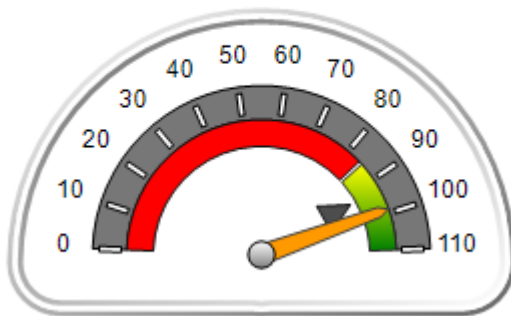
**Provider/Program Name: Rainbow House, Inc. - (810) - CCI**

879 Battle Creek Rd., Jonesboro, GA 30236	Quarterly Scores (Grades)		Current Quarter Score (Grade)
Phone: 770-478-6905	Q1: 98.44 (A+)	Q2: 100.71 (A+)	<b>98.91%</b> <b>(A+)</b>
Vendor ID# 35567	Q3: 98.91 (A+)	Q4: N/A	
Program Census Information:	# Children in Care During Quarter: 33	# Placements During Quarter: 33	# Children in Care On Last Day: 20

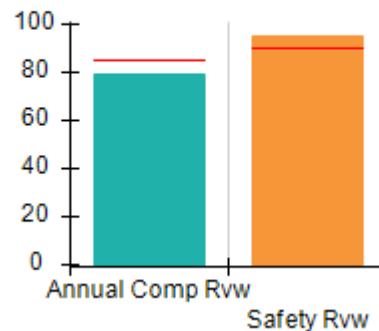
**Quarterly Provider Comparisons to All CCIs**

▼ — indicates average for all CCIs

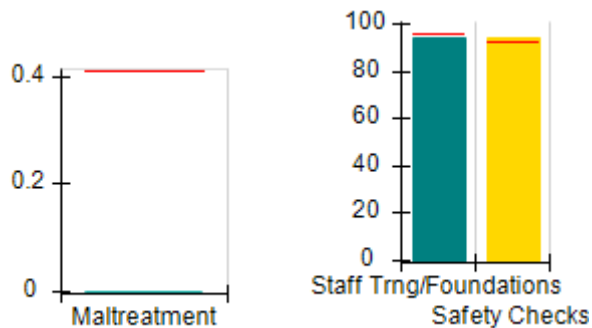
**Overall Score (%)**



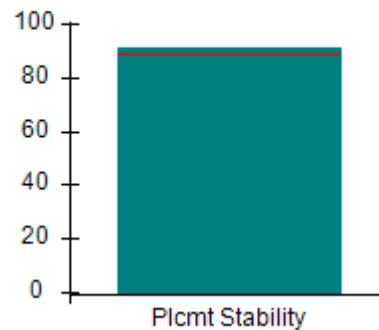
**OPM Monitoring Reviews (%)**



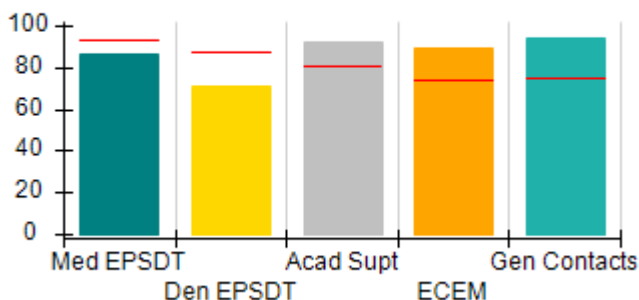
**Safety Outcomes (%)**



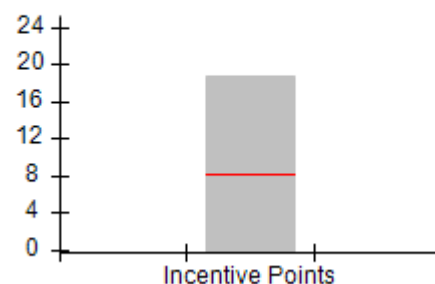
**Permanency Outcomes (%)**



**Well-Being Outcomes (%)**



**Incentives Earned (Points)**





DHS, DFCS, Office of Provider Management  
**Performance-Based Placement Measures**  
**RBWO Provider GA+SCORECARD - CCI**  
 Report Quarter: Q3 FY2019



<b>Provider/Program Name: Rainbow House, Inc. - (810) - CCI</b>				
<b>879 Battle Creek Rd., Jonesboro, GA 30236</b>		<b>Quarterly Scores (Grades)</b>		<b>Current Quarter Score (Grade)</b>
<b>Phone: 770-478-6905</b>		<b>Q1: 98.44 (A+)</b>	<b>Q2: 100.71 (A+)</b>	<b>98.91% (A+)</b>
<b>Vendor ID# 35567</b>		<b>Q3: 98.91 (A+)</b>	<b>Q4: N/A</b>	
Program Census Information:		# Children in Care During Quarter: 33	# Placements During Quarter: 33	# Children in Care On Last Day: 20
	<b>Avg Performance All CCIs (%)</b>	<b>Provider Performance (%)*</b>	<b>Possible Points (Weight)</b>	<b>Provider Points Earned</b>
<b>OPM Monitoring Reviews</b>				
Annual Comprehensive Reviews	85%	79%	25	19.76
Safety Reviews	90%	95%	15	14.25
<b>Monitoring Sub-Total</b>			<b>40</b>	<b>34.01</b>
<b>CCI Safety Outcomes</b>				
Incidence of Maltreatment	0.41%	No Substantiated Reports	10	10.00
Staff Training/Foundations	96%	94%	5	4.70
Staff Safety Checks	92%	94%	5	4.70
<b>Safety Sub-Total</b>			<b>20</b>	<b>19.40</b>
<b>CCI Permanency Outcomes</b>				
Placement Stability	89%	91%	15	13.65
<b>Permanency Sub-Total</b>			<b>15</b>	<b>13.65</b>
<b>CCI Well-Being Outcomes</b>				
EPSDT Medical Visits	93%	86%	4	3.44
EPSDT Dental Visits	87%	71%	4	2.84
Academic Supports	81%	92%	3	2.76
Provider ECEM Visits	74%	89%	7	6.23
Provider General Contacts	75%	94%	7	6.58
Placements with Siblings	36%	Not Eligible	Not Scored	Not Scored
Placements within Legal County	14%	25%	Not Scored	Not Scored
<b>Well-Being Sub-Total</b>			<b>25</b>	<b>21.85</b>
*Performance calculation descriptions can be found in the FY 2019 RBWO PBP Measurements and Standards Guide.				

<b>Monitoring &amp; Outcomes: Possible Points = 100</b>		<b>Points Earned = 88.91</b>	
<b>Score Before Incentives Credit</b>			<b>88.91%</b>
<b>Incentives Awarded</b>			<b>10.00 pts</b>
<b>PBP Verification</b>			<b>0.00 pts</b>
<b>Total Score</b>			<b>98.91%</b>



DHS, DFCS, Office of Provider Management  
**Performance-Based Placement Measures**  
**RBWO Provider GA+SCORECARD - CCI**  
Report Quarter: Q3 FY2019



**Provider/Program Name: Rainbow House, Inc. - (810) - CCI**

Program Census Information:		# Children in Care During Quarter: 33	# Placements During Quarter: 33	# Children in Care On Last Day: 20
CCI Incentive Credits	Avg Performance All CCIs (Points)	Provider Performance (%)*	Possible Points (Weight)	Provider Points Earned
Early EPSDT Medical Visits		83%	2	1.66
Early EPSDT Dental Visits		68%	2	1.36
Permanency Contacts		0%	5	0.00
Additional Academic Supports		56%	2	1.12
HS Grad/GED/Prof or Trade Certificate/College		N/A	10/5/5/1	10.00
EYSS Agreement		Not Eligible	5	
Community Connections		0%	4	0.00
Active Agency Accreditation		0%	4	0.00
Staff Clinical Licensure		10%	5	0.50
Behavior Management (threshold = 0)		100%	4	4.00
<b>Incentives Total</b>	<b>8.21</b>			<b>18.64</b>
Maximum total combined incentive credit allowed is 10 points.			<b>Incentives Awarded</b>	<b>10.00</b>

\*Performance calculation descriptions can be found in the FY 2019 RBWO PBP Measurements and Standards Guide.

**Child Protective Services Investigations and Dispositions**

The following investigations data, which is not used for scoring but is considered significant to a provider's performance, is from Georgia SHINES and is not considered final or complete until the end of the fiscal year.

Total Reports:	0
Number Screened In:	0
Number Screened Out:	0
Number Substantiated:	0
Number Unsubstantiated:	0
Number Active CPS Investigations:	0



DHS, DFCS, Office of Provider Management  
**Performance-Based Placement Measures**  
**RBWO Provider GA+SCORECARD - CCI**  
Report Quarter: Q3 FY2019



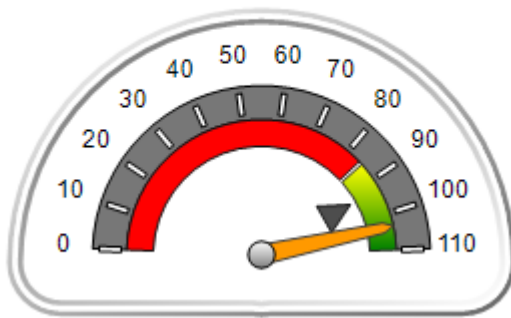
**Provider/Program Name: Raintree Village - Lowndes County (811) - CCI**

3757 Johnston Rd., Valdosta, GA 31601	Quarterly Scores (Grades)		Current Quarter Score (Grade)
Phone: 229-559-5944	Q1: 94.97 (A)	Q2: 94.17 (A)	<b>103.57%</b> <b>(A+)</b>
Vendor ID# 35568	Q3: 103.57 (A+)	Q4: N/A	
Program Census Information:	# Children in Care During Quarter: 11	# Placements During Quarter: 11	# Children in Care On Last Day: 8

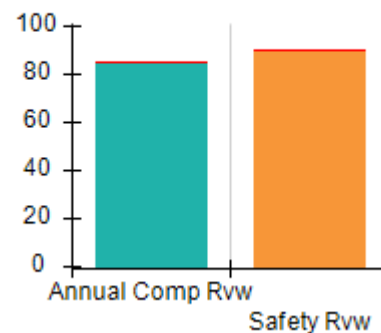
**Quarterly Provider Comparisons to All CCIs**

▼ — indicates average for all CCIs

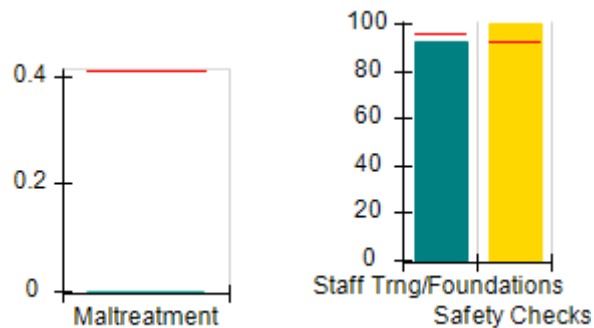
Overall Score (%)



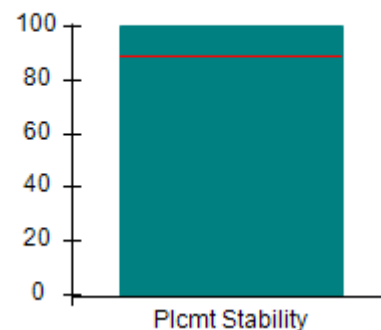
OPM Monitoring Reviews (%)



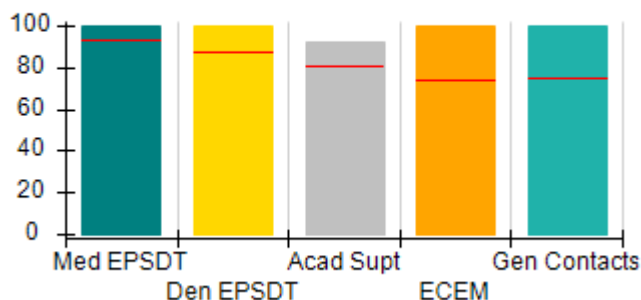
Safety Outcomes (%)



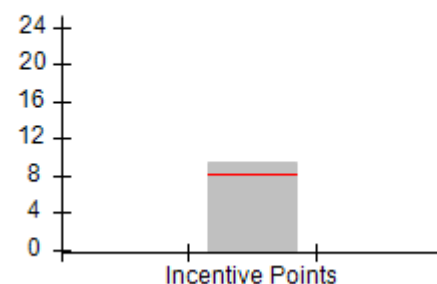
Permanency Outcomes (%)



Well-Being Outcomes (%)



Incentives Earned (Points)





DHS, DFCS, Office of Provider Management  
**Performance-Based Placement Measures**  
**RBWO Provider GA+SCORECARD - CCI**  
 Report Quarter: Q3 FY2019



<b>Provider/Program Name: Raintree Village - Lowndes County (811) - CCI</b>				
<b>3757 Johnston Rd., Valdosta, GA 31601</b>		<b>Quarterly Scores (Grades)</b>		<b>Current Quarter Score (Grade)</b>
<b>Phone: 229-559-5944</b>		<b>Q1: 94.97 (A)</b>	<b>Q2: 94.17 (A)</b>	<b>103.57% (A+)</b>
<b>Vendor ID# 35568</b>		<b>Q3: 103.57 (A+)</b>	<b>Q4: N/A</b>	
Program Census Information:		# Children in Care During Quarter: 11	# Placements During Quarter: 11	# Children in Care On Last Day: 8
	<b>Avg Performance All CCIs (%)</b>	<b>Provider Performance (%)*</b>	<b>Possible Points (Weight)</b>	<b>Provider Points Earned</b>
<b>OPM Monitoring Reviews</b>				
Annual Comprehensive Reviews	85%	85%	25	21.31
Safety Reviews	90%	90%	15	13.57
<b>Monitoring Sub-Total</b>			<b>40</b>	<b>34.87</b>
<b>CCI Safety Outcomes</b>				
Incidence of Maltreatment	0.41%	No Substantiated Reports	10	10.00
Staff Training/Foundations	96%	92%	5	4.60
Staff Safety Checks	92%	100%	5	5.00
<b>Safety Sub-Total</b>			<b>20</b>	<b>19.60</b>
<b>CCI Permanency Outcomes</b>				
Placement Stability	89%	100%	15	15.00
<b>Permanency Sub-Total</b>			<b>15</b>	<b>15.00</b>
<b>CCI Well-Being Outcomes</b>				
EPSDT Medical Visits	93%	100%	4	4.00
EPSDT Dental Visits	87%	100%	4	4.00
Academic Supports	81%	92%	3	2.76
Provider ECEM Visits	74%	100%	7	7.00
Provider General Contacts	75%	100%	7	7.00
Placements with Siblings	36%	0%	Not Scored	Not Scored
Placements within Legal County	14%	0%	Not Scored	Not Scored
<b>Well-Being Sub-Total</b>			<b>25</b>	<b>24.76</b>
*Performance calculation descriptions can be found in the FY 2019 RBWO PBP Measurements and Standards Guide.				

<b>Monitoring &amp; Outcomes: Possible Points = 100</b>		<b>Points Earned = 94.23</b>	
<b>Score Before Incentives Credit</b>			<b>94.23%</b>
<b>Incentives Awarded</b>			<b>9.34 pts</b>
<b>PBP Verification</b>			<b>N/A pts</b>
<b>Total Score</b>			<b>103.57%</b>



**DHS, DFCS, Office of Provider Management**  
**Performance-Based Placement Measures**  
**RBWO Provider GA+SCORECARD - CCI**  
**Report Quarter: Q3 FY2019**



**Provider/Program Name: Raintree Village - Lowndes County (811) - CCI**

Program Census Information:		# Children in Care During Quarter: 11	# Placements During Quarter: 11	# Children in Care On Last Day: 8
CCI Incentive Credits	Avg Performance All CCIs (Points)	Provider Performance (%)*	Possible Points (Weight)	Provider Points Earned
Early EPSDT Medical Visits		Not Eligible	2	
Early EPSDT Dental Visits		100%	2	2.00
Permanency Contacts		None Planned	5	
Additional Academic Supports		67%	2	1.34
HS Grad/GED/Prof or Trade Certificate/College		N/A	10/5/5/1	
EYSS Agreement		0%	5	0.00
Community Connections		0%	4	0.00
Active Agency Accreditation		50%	4	2.00
Staff Clinical Licensure		0%	5	0.00
Behavior Management (threshold = 0)		100%	4	4.00
<b>Incentives Total</b>	<b>8.21</b>			<b>9.34</b>
Maximum total combined incentive credit allowed is 10 points.			<b>Incentives Awarded</b>	<b>9.34</b>

\*Performance calculation descriptions can be found in the FY 2019 RBWO PBP Measurements and Standards Guide.

**Child Protective Services Investigations and Dispositions**

The following investigations data, which is not used for scoring but is considered significant to a provider's performance, is from Georgia SHINES and is not considered final or complete until the end of the fiscal year.

Total Reports:	0
Number Screened In:	0
Number Screened Out:	0
Number Substantiated:	0
Number Unsubstantiated:	0
Number Active CPS Investigations:	0



DHS, DFCS, Office of Provider Management

## Performance-Based Placement Measures

### RBWO Provider GA+SCORECARD - CCI

Report Quarter: Q3 FY2019



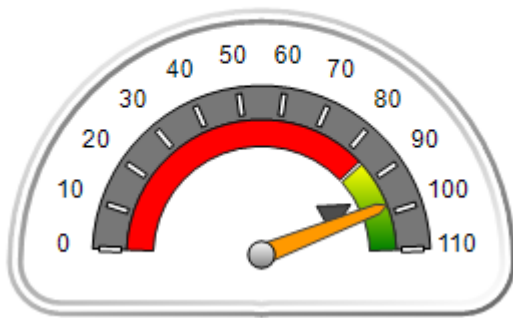
**Provider/Program Name: Reaching Back, LLC - (5326) - CCI**

1209 9th St., Columbus, GA 31907	Quarterly Scores (Grades)		Current Quarter Score (Grade)
Phone: 762-524-7562	Q1: 99.59 (A+)	Q2: 101.47 (A+)	<b>97.87%</b> <b>(A+)</b>
Vendor ID# 136876	Q3: 97.87 (A+)	Q4: N/A	
Program Census Information:	# Children in Care During Quarter: 7	# Placements During Quarter: 7	# Children in Care On Last Day: 5

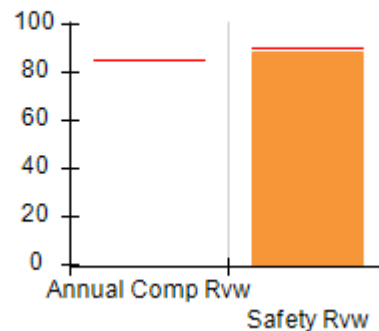
### Quarterly Provider Comparisons to All CCIs

▼ — indicates average for all CCIs

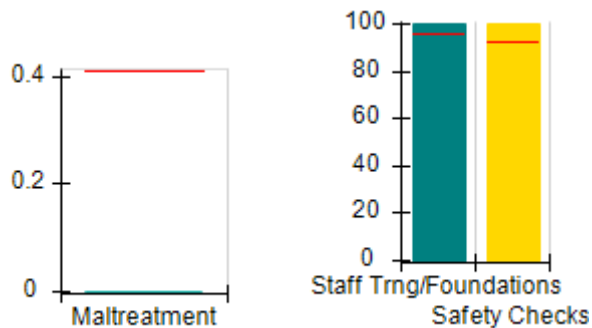
Overall Score (%)



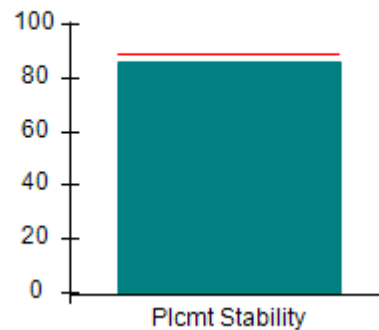
OPM Monitoring Reviews (%)



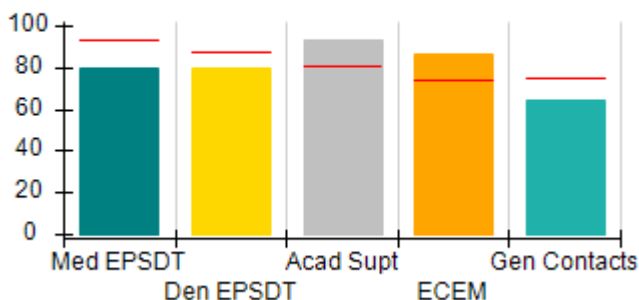
Safety Outcomes (%)



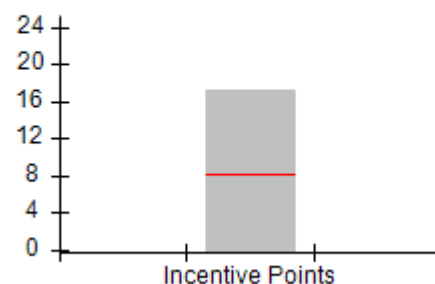
Permanency Outcomes (%)



Well-Being Outcomes (%)



Incentives Earned (Points)





DHS, DFCS, Office of Provider Management  
**Performance-Based Placement Measures**  
**RBWO Provider GA+SCORECARD - CCI**  
 Report Quarter: Q3 FY2019



<b>Provider/Program Name: Reaching Back, LLC - (5326) - CCI</b>				
1209 9th St., Columbus, GA 31907		Quarterly Scores (Grades)		Current Quarter Score (Grade)
Phone: 762-524-7562		Q1: 99.59 (A+)	Q2: 101.47 (A+)	<b>97.87%</b> <b>(A+)</b>
Vendor ID# 136876		Q3: 97.87 (A+)	Q4: N/A	
Program Census Information:		# Children in Care During Quarter: 7	# Placements During Quarter: 7	# Children in Care On Last Day: 5
	Avg Performance All CCIs (%)	Provider Performance (%)*	Possible Points (Weight)	Provider Points Earned
<b>OPM Monitoring Reviews</b>				
Annual Comprehensive Reviews	85%	Not Yet Conducted		
Safety Reviews	90%	89%	15	13.31
<b>Monitoring Sub-Total</b>			<b>15</b>	<b>13.31</b>
<b>CCI Safety Outcomes</b>				
Incidence of Maltreatment	0.41%	No Substantiated Reports	10	10.00
Staff Training/Foundations	96%	100%	5	5.00
Staff Safety Checks	92%	100%	5	5.00
<b>Safety Sub-Total</b>			<b>20</b>	<b>20.00</b>
<b>CCI Permanency Outcomes</b>				
Placement Stability	89%	86%	15	12.90
<b>Permanency Sub-Total</b>			<b>15</b>	<b>12.90</b>
<b>CCI Well-Being Outcomes</b>				
EPSDT Medical Visits	93%	80%	4	3.20
EPSDT Dental Visits	87%	80%	4	3.20
Academic Supports	81%	93%	3	2.79
Provider ECEM Visits	74%	86%	7	6.02
Provider General Contacts	75%	64%	7	4.48
Placements with Siblings	36%	Not Eligible	Not Scored	Not Scored
Placements within Legal County	14%	0%	Not Scored	Not Scored
<b>Well-Being Sub-Total</b>			<b>25</b>	<b>19.69</b>
*Performance calculation descriptions can be found in the FY 2019 RBWO PBP Measurements and Standards Guide.				

<b>Monitoring &amp; Outcomes: Possible Points = 75</b>		<b>Points Earned = 65.90</b>	
<b>Score Before Incentives Credit</b>			<b>87.87%</b>
<b>Incentives Awarded</b>			<b>10.00 pts</b>
<b>PBP Verification</b>			<b>N/A pts</b>
<b>Total Score</b>			<b>97.87%</b>





**DHS, DFCS, Office of Provider Management**  
**Performance-Based Placement Measures**  
**RBWO Provider GA+SCORECARD - CCI**  
**Report Quarter: Q3 FY2019**



**Provider/Program Name: Reaching Back, LLC - (5326) - CCI**

Program Census Information:		# Children in Care During Quarter: 7	# Placements During Quarter: 7	# Children in Care On Last Day: 5
CCI Incentive Credits	Avg Performance All CCIs (Points)	Provider Performance (%)*	Possible Points (Weight)	Provider Points Earned
Early EPSDT Medical Visits		100%	2	2.00
Early EPSDT Dental Visits		50%	2	1.00
Permanency Contacts		86%	5	4.30
Additional Academic Supports		93%	2	1.86
HS Grad/GED/Prof or Trade Certificate/College		N/A	10/5/5/1	
EYSS Agreement		Not Eligible	5	
Community Connections		100%	4	4.00
Active Agency Accreditation		0%	4	0.00
Staff Clinical Licensure		0%	5	0.00
Behavior Management (threshold = 0)		100%	4	4.00
<b>Incentives Total</b>	<b>8.21</b>			<b>17.16</b>
Maximum total combined incentive credit allowed is 10 points.			<b>Incentives Awarded</b>	<b>10.00</b>

\*Performance calculation descriptions can be found in the FY 2019 RBWO PBP Measurements and Standards Guide.

**Child Protective Services Investigations and Dispositions**

The following investigations data, which is not used for scoring but is considered significant to a provider's performance, is from Georgia SHINES and is not considered final or complete until the end of the fiscal year.

Total Reports:	0
Number Screened In:	0
Number Screened Out:	0
Number Substantiated:	0
Number Unsubstantiated:	0
Number Active CPS Investigations:	0



DHS, DFCS, Office of Provider Management  
**Performance-Based Placement Measures**  
**RBWO Provider GA+SCORECARD - CCI**  
 Report Quarter: Q3 FY2019

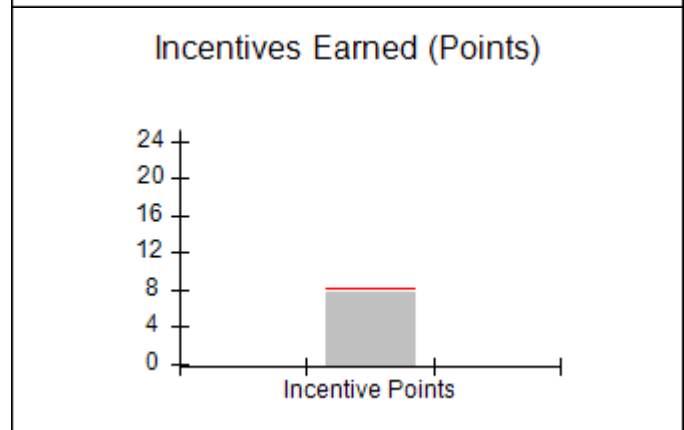
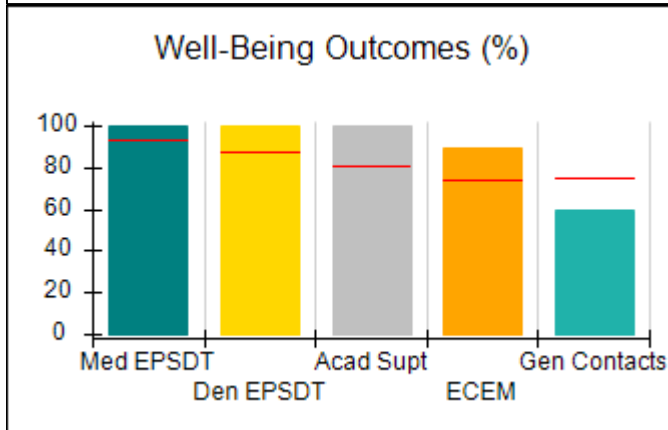
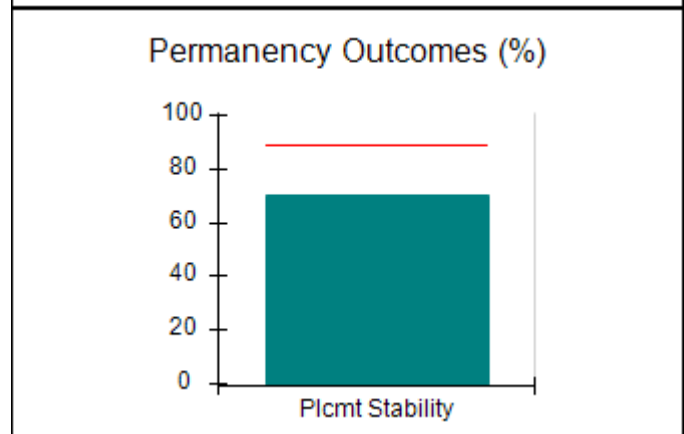
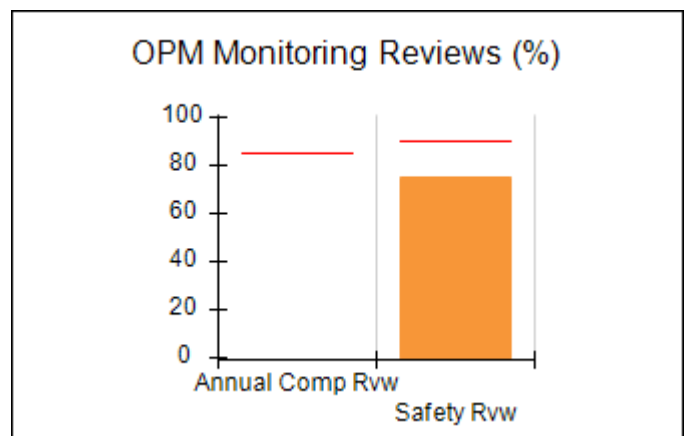
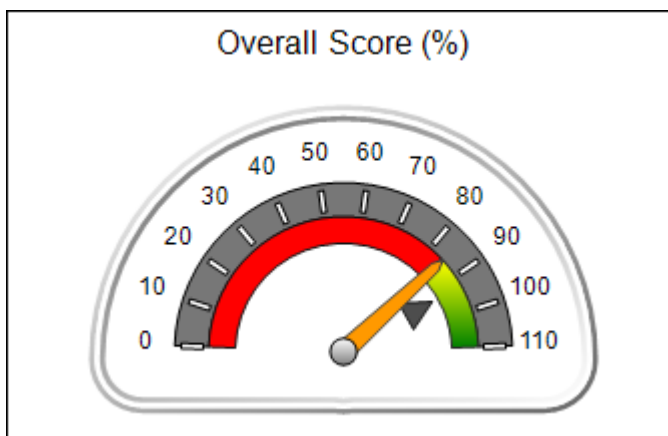


**Provider/Program Name: Rock of Ages Youth Home, LLC - (5341) - CCI**

145 Brooks Street, Sparta, GA 31087	Quarterly Scores (Grades)		Current Quarter Score (Grade)
Phone: 404-387-7043	Q1: 100.27 (A+)	Q2: 92.71 (A-)	<b>84.59%</b> <b>(B)</b>
Vendor ID# 157623	Q3: 84.59 (B)	Q4: N/A	
Program Census Information:	# Children in Care During Quarter: 10	# Placements During Quarter: 10	# Children in Care On Last Day: 5

**Quarterly Provider Comparisons to All CCIs**

▼ — indicates average for all CCIs





DHS, DFCS, Office of Provider Management  
**Performance-Based Placement Measures**  
**RBWO Provider GA+SCORECARD - CCI**  
 Report Quarter: Q3 FY2019



<b>Provider/Program Name: Rock of Ages Youth Home, LLC - (5341) - CCI</b>				
145 Brooks Street, Sparta, GA 31087		Quarterly Scores (Grades)		Current Quarter Score (Grade)
Phone: 404-387-7043		Q1: 100.27 (A+)	Q2: 92.71 (A-)	<b>84.59%</b> <b>(B)</b>
Vendor ID# 157623		Q3: 84.59 (B)	Q4: N/A	
Program Census Information:		# Children in Care During Quarter: 10	# Placements During Quarter: 10	# Children in Care On Last Day: 5
	Avg Performance All CCIs (%)	Provider Performance (%)*	Possible Points (Weight)	Provider Points Earned
<b>OPM Monitoring Reviews</b>				
Annual Comprehensive Reviews	85%	Not Yet Conducted		
Safety Reviews	90%	75%	15	11.25
<b>Monitoring Sub-Total</b>			<b>15</b>	<b>11.25</b>
<b>CCI Safety Outcomes</b>				
Incidence of Maltreatment	0.41%	No Substantiated Reports	10	10.00
Staff Training/Foundations	96%	64%	5	3.20
Staff Safety Checks	92%	27%	5	1.35
<b>Safety Sub-Total</b>			<b>20</b>	<b>14.55</b>
<b>CCI Permanency Outcomes</b>				
Placement Stability	89%	70%	15	10.50
<b>Permanency Sub-Total</b>			<b>15</b>	<b>10.50</b>
<b>CCI Well-Being Outcomes</b>				
EPSDT Medical Visits	93%	100%	4	4.00
EPSDT Dental Visits	87%	100%	4	4.00
Academic Supports	81%	100%	3	3.00
Provider ECEM Visits	74%	89%	7	6.23
Provider General Contacts	75%	60%	7	4.20
Placements with Siblings	36%	29%	Not Scored	Not Scored
Placements within Legal County	14%	0%	Not Scored	Not Scored
<b>Well-Being Sub-Total</b>			<b>25</b>	<b>21.43</b>
*Performance calculation descriptions can be found in the FY 2019 RBWO PBP Measurements and Standards Guide.				

<b>Monitoring &amp; Outcomes: Possible Points = 75</b>		<b>Points Earned = 57.73</b>	
<b>Score Before Incentives Credit</b>			<b>76.97%</b>
<b>Incentives Awarded</b>			<b>7.62 pts</b>
<b>PBP Verification</b>			<b>N/A pts</b>
<b>Total Score</b>			<b>84.59%</b>



**DHS, DFCS, Office of Provider Management**  
**Performance-Based Placement Measures**  
**RBWO Provider GA+SCORECARD - CCI**  
**Report Quarter: Q3 FY2019**



**Provider/Program Name: Rock of Ages Youth Home, LLC - (5341) - CCI**

Program Census Information:		# Children in Care During Quarter: 10	# Placements During Quarter: 10	# Children in Care On Last Day: 5
CCI Incentive Credits	Avg Performance All CCIs (Points)	Provider Performance (%)*	Possible Points (Weight)	Provider Points Earned
Early EPSDT Medical Visits		100%	2	2.00
Early EPSDT Dental Visits		67%	2	1.34
Permanency Contacts		None Planned	5	
Additional Academic Supports		14%	2	0.28
HS Grad/GED/Prof or Trade Certificate/College		N/A	10/5/5/1	
EYSS Agreement		Not Eligible	5	
Community Connections		0%	4	0.00
Active Agency Accreditation		0%	4	0.00
Staff Clinical Licensure		0%	5	0.00
Behavior Management (threshold = 0)		100%	4	4.00
<b>Incentives Total</b>	<b>8.21</b>			<b>7.62</b>
Maximum total combined incentive credit allowed is 10 points.			<b>Incentives Awarded</b>	<b>7.62</b>

\*Performance calculation descriptions can be found in the FY 2019 RBWO PBP Measurements and Standards Guide.

**Child Protective Services Investigations and Dispositions**

The following investigations data, which is not used for scoring but is considered significant to a provider's performance, is from Georgia SHINES and is not considered final or complete until the end of the fiscal year.

Total Reports:	0
Number Screened In:	0
Number Screened Out:	0
Number Substantiated:	0
Number Unsubstantiated:	0
Number Active CPS Investigations:	0

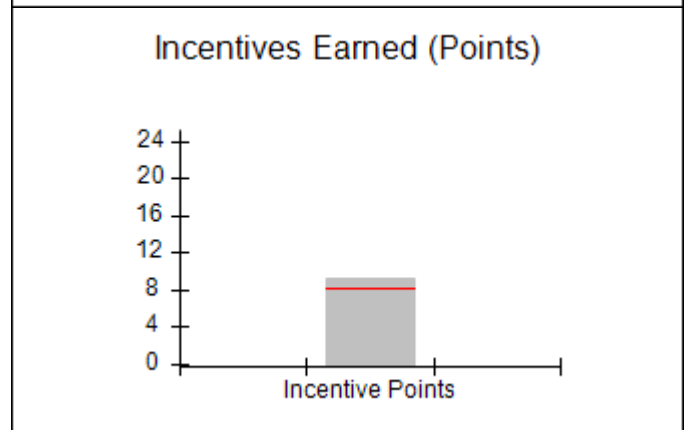
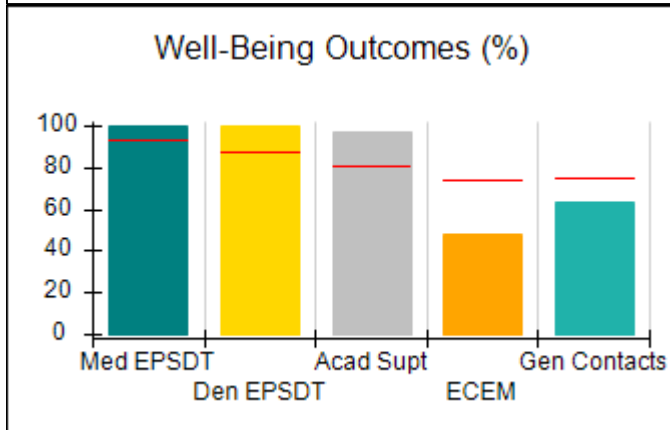
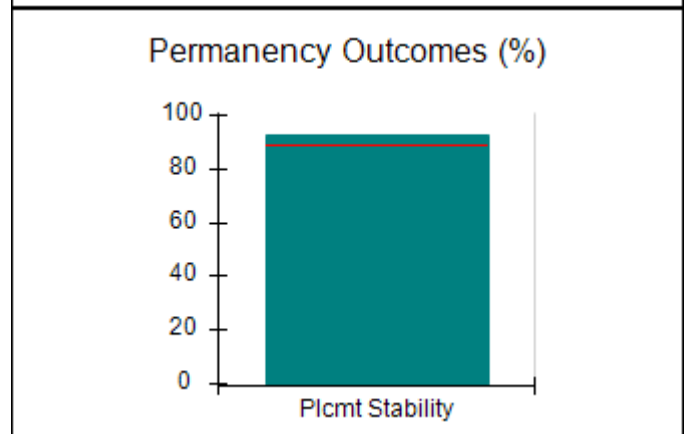
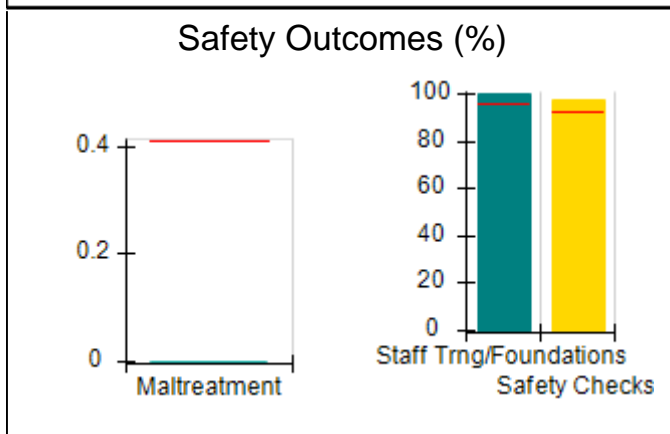
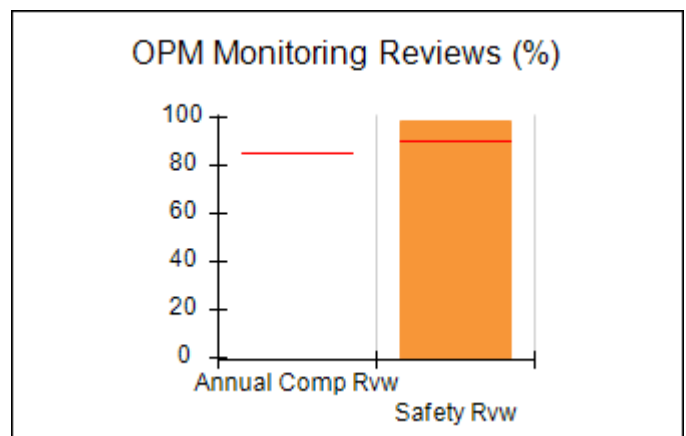
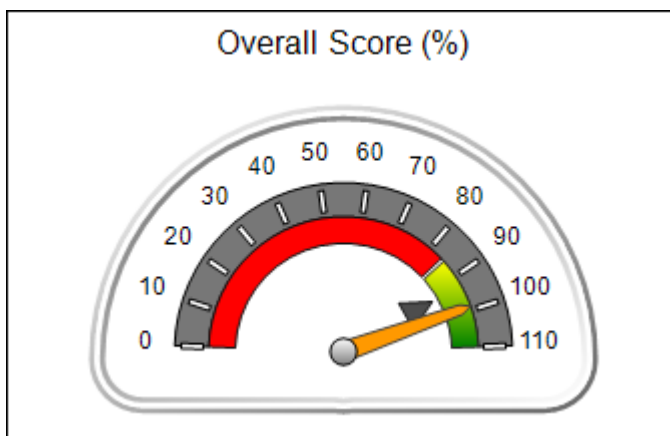


**DHS, DFCS, Office of Provider Management**  
**Performance-Based Placement Measures**  
**RBWO Provider GA+SCORECARD - CCI**  
**Report Quarter: Q3 FY2019**



Provider/Program Name: Safe Harbor Children's Center, Inc. - Norwich Street (5298) - CCI			
1526 Norwich Street , Brunswick, GA 31520-6912	Quarterly Scores (Grades)		Current Quarter Score (Grade)
Phone: 912-289-9940	Q1: 104.80 (A+)	Q2: 99.65 (A+)	<b>98.99%</b> <b>(A+)</b>
Vendor ID# 153821	Q3: 98.99 (A+)	Q4: N/A	
Program Census Information:	# Children in Care During Quarter: 29	# Placements During Quarter: 29	# Children in Care On Last Day: 24
Quarterly Provider Comparisons to All CCIs			

▼ — indicates average for all CCIs





DHS, DFCS, Office of Provider Management  
**Performance-Based Placement Measures**  
**RBWO Provider GA+SCORECARD - CCI**  
 Report Quarter: Q3 FY2019



**Provider/Program Name: Safe Harbor Children's Center, Inc. - Norwich Street (5298) - CCI**

1526 Norwich Street , Brunswick, GA 31520-6912	Quarterly Scores (Grades)		Current Quarter Score (Grade)
Phone: 912-289-9940	Q1: 104.80 (A+)	Q2: 99.65 (A+)	<b>98.99%</b> <b>(A+)</b>
Vendor ID# 153821	Q3: 98.99 (A+)	Q4: N/A	

Program Census Information:	# Children in Care During Quarter: 29	# Placements During Quarter: 29	# Children in Care On Last Day: 24
-----------------------------	---------------------------------------	---------------------------------	------------------------------------

	Avg Performance All CCIs (%)	Provider Performance (%)*	Possible Points (Weight)	Provider Points Earned
--	------------------------------	---------------------------	--------------------------	------------------------

**OPM Monitoring Reviews**

Annual Comprehensive Reviews	85%	Not Yet Conducted		
Safety Reviews	90%	99%	15	14.79
<b>Monitoring Sub-Total</b>			<b>15</b>	<b>14.79</b>

**CCI Safety Outcomes**

Incidence of Maltreatment	0.41%	No Substantiated Reports	10	10.00
Staff Training/Foundations	96%	100%	5	5.00
Staff Safety Checks	92%	97%	5	4.85
<b>Safety Sub-Total</b>			<b>20</b>	<b>19.85</b>

**CCI Permanency Outcomes**

Placement Stability	89%	93%	15	13.95
<b>Permanency Sub-Total</b>			<b>15</b>	<b>13.95</b>

**CCI Well-Being Outcomes**

EPSDT Medical Visits	93%	100%	4	4.00
EPSDT Dental Visits	87%	100%	4	4.00
Academic Supports	81%	97%	3	2.91
Provider ECEM Visits	74%	48%	7	3.36
Provider General Contacts	75%	63%	7	4.41
Placements with Siblings	36%	70%	Not Scored	Not Scored
Placements within Legal County	14%	0%	Not Scored	Not Scored
<b>Well-Being Sub-Total</b>			<b>25</b>	<b>18.68</b>

\*Performance calculation descriptions can be found in the FY 2019 RBWO PBP Measurements and Standards Guide.

<b>Monitoring &amp; Outcomes: Possible Points = 75</b>	<b>Points Earned = 67.27</b>
<b>Score Before Incentives Credit</b>	<b>89.69%</b>
<b>Incentives Awarded</b>	<b>9.30 pts</b>
<b>PBP Verification</b>	<b>N/A pts</b>
<b>Total Score</b>	<b>98.99%</b>



**DHS, DFCS, Office of Provider Management**  
**Performance-Based Placement Measures**  
**RBWO Provider GA+SCORECARD - CCI**  
**Report Quarter: Q3 FY2019**



**Provider/Program Name: Safe Harbor Children's Center, Inc. - Norwich Street (5298) - CCI**

Program Census Information:		# Children in Care During Quarter: 29	# Placements During Quarter: 29	# Children in Care On Last Day: 24
CCI Incentive Credits	Avg Performance All CCIs (Points)	Provider Performance (%)*	Possible Points (Weight)	Provider Points Earned
Early EPSDT Medical Visits		100%	2	2.00
Early EPSDT Dental Visits		94%	2	1.88
Permanency Contacts		0%	5	0.00
Additional Academic Supports		71%	2	1.42
HS Grad/GED/Prof or Trade Certificate/College		N/A	10/5/5/1	
EYSS Agreement		Not Eligible	5	
Community Connections		0%	4	0.00
Active Agency Accreditation		0%	4	0.00
Staff Clinical Licensure		0%	5	0.00
Behavior Management (threshold = 0)		100%	4	4.00
<b>Incentives Total</b>	<b>8.21</b>			<b>9.30</b>
Maximum total combined incentive credit allowed is 10 points.			<b>Incentives Awarded</b>	<b>9.30</b>

\*Performance calculation descriptions can be found in the FY 2019 RBWO PBP Measurements and Standards Guide.

**Child Protective Services Investigations and Dispositions**

The following investigations data, which is not used for scoring but is considered significant to a provider's performance, is from Georgia SHINES and is not considered final or complete until the end of the fiscal year.

Total Reports:	0
Number Screened In:	0
Number Screened Out:	0
Number Substantiated:	0
Number Unsubstantiated:	0
Number Active CPS Investigations:	0



DHS, DFCS, Office of Provider Management

## Performance-Based Placement Measures

### RBWO Provider GA+SCORECARD - CCI



Report Quarter: Q3 FY2019

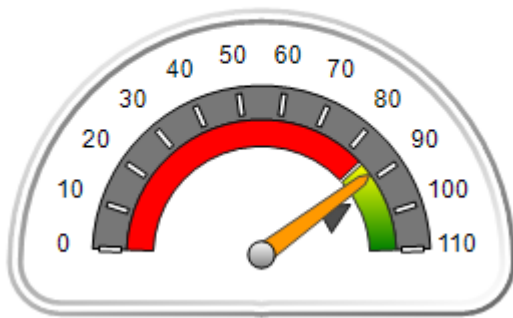
**Provider/Program Name: Safe Haven 4U, LLC - (5315) - CCI**

5702 Bobby Drive, Columbus, GA 31907	Quarterly Scores (Grades)		Current Quarter Score (Grade)
Phone: 762-821-1378	Q1: 85.94 (B)	Q2: 89.00 (B+)	<b>88.51%</b> <b>(B+)</b>
Vendor ID# 118253	Q3: 88.51 (B+)	Q4: N/A	
Program Census Information:	# Children in Care During Quarter: 9	# Placements During Quarter: 9	# Children in Care On Last Day: 5

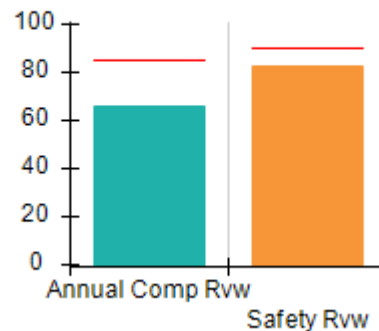
### Quarterly Provider Comparisons to All CCIs

▼ — indicates average for all CCIs

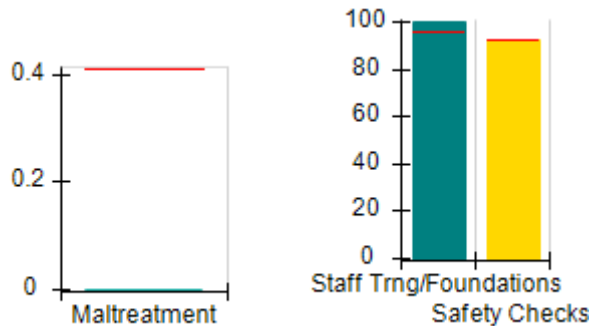
Overall Score (%)



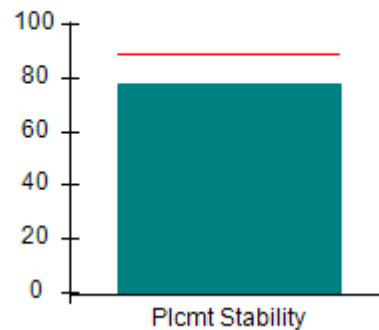
OPM Monitoring Reviews (%)



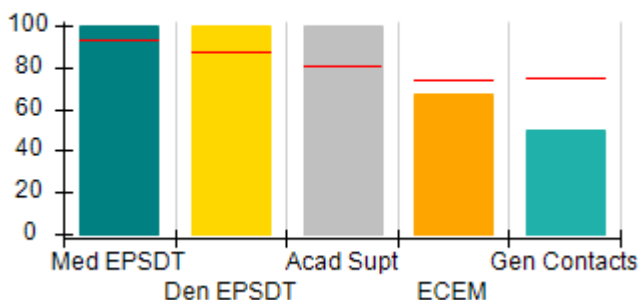
Safety Outcomes (%)



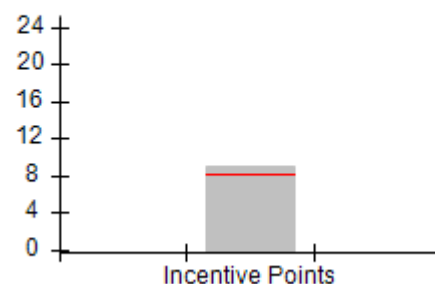
Permanency Outcomes (%)



Well-Being Outcomes (%)



Incentives Earned (Points)







DHS, DFCS, Office of Provider Management  
**Performance-Based Placement Measures**  
**RBWO Provider GA+SCORECARD - CCI**  
 Report Quarter: Q3 FY2019



<b>Provider/Program Name: Safe Haven 4U, LLC - (5315) - CCI</b>				
<b>5702 Bobby Drive, Columbus, GA 31907</b>		<b>Quarterly Scores (Grades)</b>		<b>Current Quarter Score (Grade)</b>
<b>Phone: 762-821-1378</b>		<b>Q1: 85.94 (B)</b>	<b>Q2: 89.00 (B+)</b>	<b>88.51% (B+)</b>
<b>Vendor ID# 118253</b>		<b>Q3: 88.51 (B+)</b>	<b>Q4: N/A</b>	
Program Census Information:		# Children in Care During Quarter: 9	# Placements During Quarter: 9	# Children in Care On Last Day: 5
	<b>Avg Performance All CCIs (%)</b>	<b>Provider Performance (%)*</b>	<b>Possible Points (Weight)</b>	<b>Provider Points Earned</b>
<b>OPM Monitoring Reviews</b>				
Annual Comprehensive Reviews	85%	66%	25	16.57
Safety Reviews	90%	83%	15	12.45
<b>Monitoring Sub-Total</b>			<b>40</b>	<b>29.02</b>
<b>CCI Safety Outcomes</b>				
Incidence of Maltreatment	0.41%	No Substantiated Reports	10	10.00
Staff Training/Foundations	96%	100%	5	5.00
Staff Safety Checks	92%	92%	5	4.60
<b>Safety Sub-Total</b>			<b>20</b>	<b>19.60</b>
<b>CCI Permanency Outcomes</b>				
Placement Stability	89%	78%	15	11.70
<b>Permanency Sub-Total</b>			<b>15</b>	<b>11.70</b>
<b>CCI Well-Being Outcomes</b>				
EPSDT Medical Visits	93%	100%	4	4.00
EPSDT Dental Visits	87%	100%	4	4.00
Academic Supports	81%	100%	3	3.00
Provider ECEM Visits	74%	67%	7	4.69
Provider General Contacts	75%	50%	7	3.50
Placements with Siblings	36%	60%	Not Scored	Not Scored
Placements within Legal County	14%	0%	Not Scored	Not Scored
<b>Well-Being Sub-Total</b>			<b>25</b>	<b>19.19</b>
*Performance calculation descriptions can be found in the FY 2019 RBWO PBP Measurements and Standards Guide.				

<b>Monitoring &amp; Outcomes: Possible Points = 100</b>		<b>Points Earned = 79.51</b>	
<b>Score Before Incentives Credit</b>			<b>79.51%</b>
<b>Incentives Awarded</b>			<b>9.00 pts</b>
<b>PBP Verification</b>			<b>N/A pts</b>
<b>Total Score</b>			<b>88.51%</b>



**DHS, DFCS, Office of Provider Management**  
**Performance-Based Placement Measures**  
**RBWO Provider GA+SCORECARD - CCI**  
**Report Quarter: Q3 FY2019**



**Provider/Program Name: Safe Haven 4U, LLC - (5315) - CCI**

Program Census Information:		# Children in Care During Quarter: 9	# Placements During Quarter: 9	# Children in Care On Last Day: 5
CCI Incentive Credits	Avg Performance All CCIs (Points)	Provider Performance (%)*	Possible Points (Weight)	Provider Points Earned
Early EPSDT Medical Visits		100%	2	2.00
Early EPSDT Dental Visits		100%	2	2.00
Permanency Contacts		None Planned	5	
Additional Academic Supports		50%	2	1.00
HS Grad/GED/Prof or Trade Certificate/College		N/A	10/5/5/1	
EYSS Agreement		Not Eligible	5	
Community Connections		0%	4	0.00
Active Agency Accreditation		0%	4	0.00
Staff Clinical Licensure		0%	5	0.00
Behavior Management (threshold = 0)		100%	4	4.00
<b>Incentives Total</b>	<b>8.21</b>			<b>9.00</b>
Maximum total combined incentive credit allowed is 10 points.			<b>Incentives Awarded</b>	<b>9.00</b>

\*Performance calculation descriptions can be found in the FY 2019 RBWO PBP Measurements and Standards Guide.

**Child Protective Services Investigations and Dispositions**

The following investigations data, which is not used for scoring but is considered significant to a provider's performance, is from Georgia SHINES and is not considered final or complete until the end of the fiscal year.

Total Reports:	0
Number Screened In:	0
Number Screened Out:	0
Number Substantiated:	0
Number Unsubstantiated:	0
Number Active CPS Investigations:	0



**DHS, DFCS, Office of Provider Management**  
**Performance-Based Placement Measures**  
**RBWO Provider GA+SCORECARD - CCI**  
**Report Quarter: Q3 FY2019**



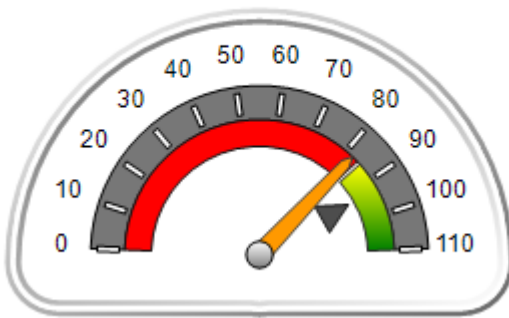
**Provider/Program Name: Safe Haven Christian Outreach - (5340) - CCI**

244 Lake Joy Rd, Perry, GA 31069	Quarterly Scores (Grades)		Current Quarter Score (Grade)
Phone: 478-224-0236	Q1: 84.54 (B)	Q2: 85.94 (B)	<b>82.21%</b> <b>(B-)</b>
Vendor ID# 157967	Q3: 82.21 (B-)	Q4: N/A	
Program Census Information:	# Children in Care During Quarter: 10	# Placements During Quarter: 10	# Children in Care On Last Day: 6

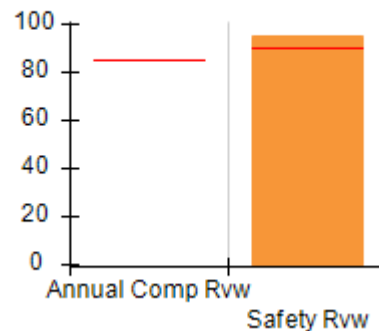
**Quarterly Provider Comparisons to All CCIs**

▼ — indicates average for all CCIs

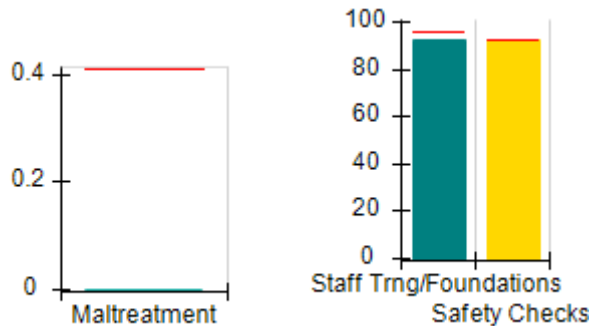
Overall Score (%)



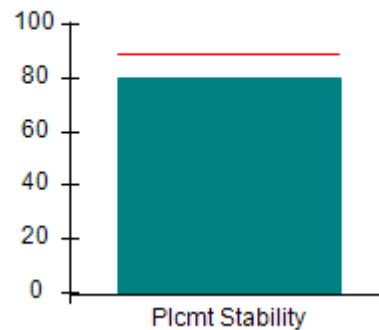
OPM Monitoring Reviews (%)



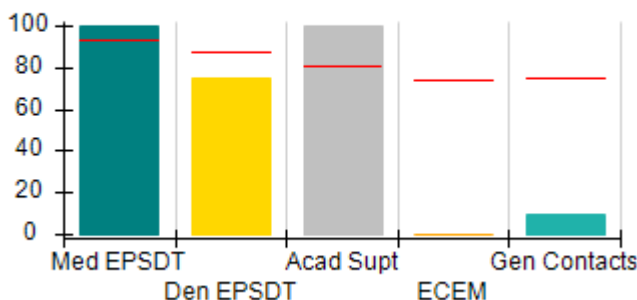
Safety Outcomes (%)



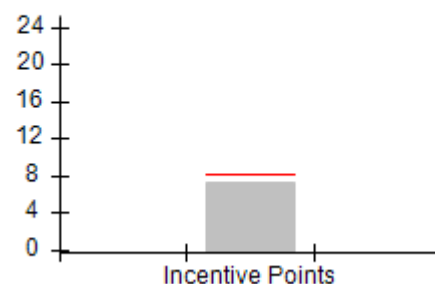
Permanency Outcomes (%)



Well-Being Outcomes (%)



Incentives Earned (Points)





DHS, DFCS, Office of Provider Management  
**Performance-Based Placement Measures**  
**RBWO Provider GA+SCORECARD - CCI**  
 Report Quarter: Q3 FY2019



<b>Provider/Program Name: Safe Haven Christian Outreach - (5340) - CCI</b>				
244 Lake Joy Rd, Perry, GA 31069		Quarterly Scores (Grades)		Current Quarter Score (Grade)
Phone: 478-224-0236		Q1: 84.54 (B)	Q2: 85.94 (B)	<b>82.21%</b> <b>(B-)</b>
Vendor ID# 157967		Q3: 82.21 (B-)	Q4: N/A	
Program Census Information:		# Children in Care During Quarter: 10	# Placements During Quarter: 10	# Children in Care On Last Day: 6
	Avg Performance All CCIs (%)	Provider Performance (%)*	Possible Points (Weight)	Provider Points Earned
<b>OPM Monitoring Reviews</b>				
Annual Comprehensive Reviews	85%	Not Yet Conducted		
Safety Reviews	90%	95%	15	14.25
<b>Monitoring Sub-Total</b>			<b>15</b>	<b>14.25</b>
<b>CCI Safety Outcomes</b>				
Incidence of Maltreatment	0.41%	No Substantiated Reports	10	10.00
Staff Training/Foundations	96%	92%	5	4.60
Staff Safety Checks	92%	92%	5	4.60
<b>Safety Sub-Total</b>			<b>20</b>	<b>19.20</b>
<b>CCI Permanency Outcomes</b>				
Placement Stability	89%	80%	15	12.00
<b>Permanency Sub-Total</b>			<b>15</b>	<b>12.00</b>
<b>CCI Well-Being Outcomes</b>				
EPSDT Medical Visits	93%	100%	4	4.00
EPSDT Dental Visits	87%	75%	4	3.00
Academic Supports	81%	100%	3	3.00
Provider ECEM Visits	74%	0%	7	0.00
Provider General Contacts	75%	10%	7	0.70
Placements with Siblings	36%	Not Eligible	Not Scored	Not Scored
Placements within Legal County	14%	0%	Not Scored	Not Scored
<b>Well-Being Sub-Total</b>			<b>25</b>	<b>10.70</b>
*Performance calculation descriptions can be found in the FY 2019 RBWO PBP Measurements and Standards Guide.				

<b>Monitoring &amp; Outcomes: Possible Points = 75</b>		<b>Points Earned = 56.15</b>	
<b>Score Before Incentives Credit</b>			<b>74.87%</b>
<b>Incentives Awarded</b>			<b>7.34 pts</b>
<b>PBP Verification</b>			<b>N/A pts</b>
<b>Total Score</b>			<b>82.21%</b>



**DHS, DFCS, Office of Provider Management**  
**Performance-Based Placement Measures**  
**RBWO Provider GA+SCORECARD - CCI**  
**Report Quarter: Q3 FY2019**



**Provider/Program Name: Safe Haven Christian Outreach - (5340) - CCI**

Program Census Information:		# Children in Care During Quarter: 10	# Placements During Quarter: 10	# Children in Care On Last Day: 6
CCI Incentive Credits	Avg Performance All CCIs (Points)	Provider Performance (%)*	Possible Points (Weight)	Provider Points Earned
Early EPSDT Medical Visits		Not Eligible	2	
Early EPSDT Dental Visits		67%	2	1.34
Permanency Contacts		0%	5	0.00
Additional Academic Supports		100%	2	2.00
HS Grad/GED/Prof or Trade Certificate/College		N/A	10/5/5/1	
EYSS Agreement		Not Eligible	5	
Community Connections		0%	4	0.00
Active Agency Accreditation		0%	4	0.00
Staff Clinical Licensure		0%	5	0.00
Behavior Management (threshold = 0)		100%	4	4.00
<b>Incentives Total</b>	<b>8.21</b>			<b>7.34</b>
Maximum total combined incentive credit allowed is 10 points.			<b>Incentives Awarded</b>	<b>7.34</b>

\*Performance calculation descriptions can be found in the FY 2019 RBWO PBP Measurements and Standards Guide.

**Child Protective Services Investigations and Dispositions**

The following investigations data, which is not used for scoring but is considered significant to a provider's performance, is from Georgia SHINES and is not considered final or complete until the end of the fiscal year.

Total Reports:	0
Number Screened In:	0
Number Screened Out:	0
Number Substantiated:	0
Number Unsubstantiated:	0
Number Active CPS Investigations:	0



DHS, DFCS, Office of Provider Management

## Performance-Based Placement Measures

### RBWO Provider GA+SCORECARD - CCI



Report Quarter: Q3 FY2019

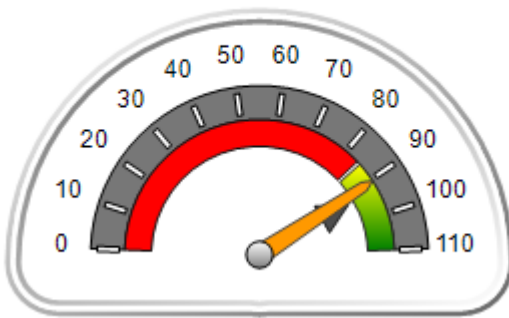
**Provider/Program Name: Secure & Care, Inc. - (5268) - CCI**

3320 Melrose Drive, Columbus, GA 31906	Quarterly Scores (Grades)		Current Quarter Score (Grade)
Phone: 706-641-2535	Q1: 81.79 (B-)	Q2: 85.98 (B)	<b>90.58% (A-)</b>
Vendor ID# 144163	Q3: 90.58 (A-)	Q4: N/A	
Program Census Information:	# Children in Care During Quarter: 6	# Placements During Quarter: 6	# Children in Care On Last Day: 4

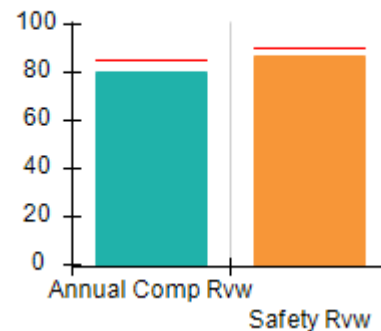
### Quarterly Provider Comparisons to All CCIs

▼ indicates average for all CCIs

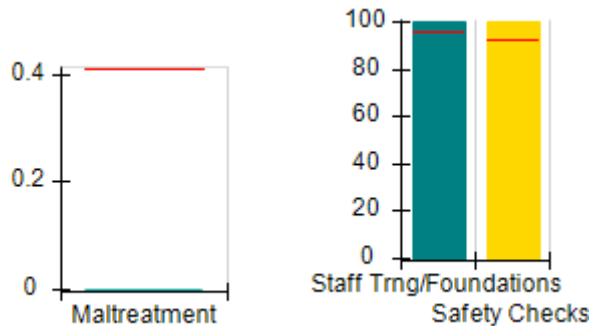
Overall Score (%)



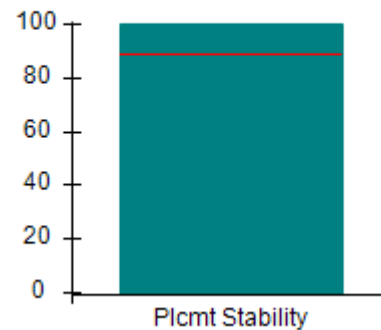
OPM Monitoring Reviews (%)



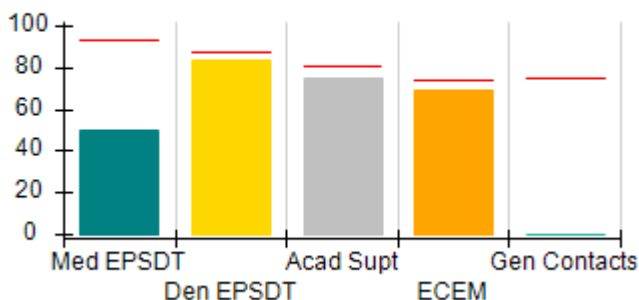
Safety Outcomes (%)



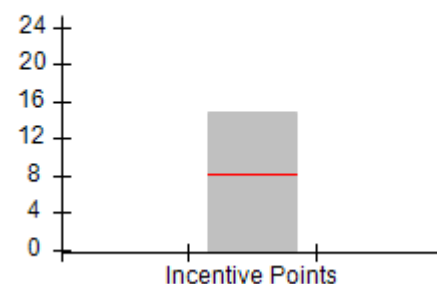
Permanency Outcomes (%)



Well-Being Outcomes (%)



Incentives Earned (Points)





DHS, DFCS, Office of Provider Management  
**Performance-Based Placement Measures**  
**RBWO Provider GA+SCORECARD - CCI**  
 Report Quarter: Q3 FY2019



<b>Provider/Program Name: Secure &amp; Care, Inc. - (5268) - CCI</b>				
<b>3320 Melrose Drive, Columbus, GA 31906</b>		<b>Quarterly Scores (Grades)</b>		<b>Current Quarter Score (Grade)</b>
<b>Phone: 706-641-2535</b>		<b>Q1: 81.79 (B-)</b>	<b>Q2: 85.98 (B)</b>	<b>90.58% (A-)</b>
<b>Vendor ID# 144163</b>		<b>Q3: 90.58 (A-)</b>	<b>Q4: N/A</b>	
Program Census Information:		# Children in Care During Quarter: 6	# Placements During Quarter: 6	# Children in Care On Last Day: 4
	<b>Avg Performance All CCIs (%)</b>	<b>Provider Performance (%)*</b>	<b>Possible Points (Weight)</b>	<b>Provider Points Earned</b>
<b>OPM Monitoring Reviews</b>				
Annual Comprehensive Reviews	85%	81%	25	20.13
Safety Reviews	90%	87%	15	13.05
<b>Monitoring Sub-Total</b>			<b>40</b>	<b>33.18</b>
<b>CCI Safety Outcomes</b>				
Incidence of Maltreatment	0.41%	No Substantiated Reports	10	10.00
Staff Training/Foundations	96%	100%	5	5.00
Staff Safety Checks	92%	100%	5	5.00
<b>Safety Sub-Total</b>			<b>20</b>	<b>20.00</b>
<b>CCI Permanency Outcomes</b>				
Placement Stability	89%	100%	15	15.00
<b>Permanency Sub-Total</b>			<b>15</b>	<b>15.00</b>
<b>CCI Well-Being Outcomes</b>				
EPSDT Medical Visits	93%	50%	4	2.00
EPSDT Dental Visits	87%	83%	4	3.32
Academic Supports	81%	75%	3	2.25
Provider ECEM Visits	74%	69%	7	4.83
Provider General Contacts	75%	0%	7	0.00
Placements with Siblings	36%	0%	Not Scored	Not Scored
Placements within Legal County	14%	Not Eligible	Not Scored	Not Scored
<b>Well-Being Sub-Total</b>			<b>25</b>	<b>12.40</b>
*Performance calculation descriptions can be found in the FY 2019 RBWO PBP Measurements and Standards Guide.				

<b>Monitoring &amp; Outcomes: Possible Points = 100</b>		<b>Points Earned = 80.58</b>	
<b>Score Before Incentives Credit</b>			<b>80.58%</b>
<b>Incentives Awarded</b>			<b>10.00 pts</b>
<b>PBP Verification</b>			<b>N/A pts</b>
<b>Total Score</b>			<b>90.58%</b>



DHS, DFCS, Office of Provider Management  
**Performance-Based Placement Measures**  
**RBWO Provider GA+SCORECARD - CCI**  
Report Quarter: Q3 FY2019



**Provider/Program Name: Secure & Care, Inc. - (5268) - CCI**

Program Census Information:		# Children in Care During Quarter: 6	# Placements During Quarter: 6	# Children in Care On Last Day: 4
CCI Incentive Credits	Avg Performance All CCIs (Points)	Provider Performance (%)*	Possible Points (Weight)	Provider Points Earned
Early EPSDT Medical Visits		0%	2	0.00
Early EPSDT Dental Visits		0%	2	0.00
Permanency Contacts		0%	5	0.00
Additional Academic Supports		38%	2	0.76
HS Grad/GED/Prof or Trade Certificate/College		N/A	10/5/5/1	10.00
EYSS Agreement		Not Eligible	5	
Community Connections		0%	4	0.00
Active Agency Accreditation		0%	4	0.00
Staff Clinical Licensure		0%	5	0.00
Behavior Management (threshold = 0)		100%	4	4.00
<b>Incentives Total</b>	<b>8.21</b>			<b>14.76</b>
Maximum total combined incentive credit allowed is 10 points.			<b>Incentives Awarded</b>	<b>10.00</b>

\*Performance calculation descriptions can be found in the FY 2019 RBWO PBP Measurements and Standards Guide.

**Child Protective Services Investigations and Dispositions**

The following investigations data, which is not used for scoring but is considered significant to a provider's performance, is from Georgia SHINES and is not considered final or complete until the end of the fiscal year.

Total Reports:	0
Number Screened In:	0
Number Screened Out:	0
Number Substantiated:	0
Number Unsubstantiated:	0
Number Active CPS Investigations:	0



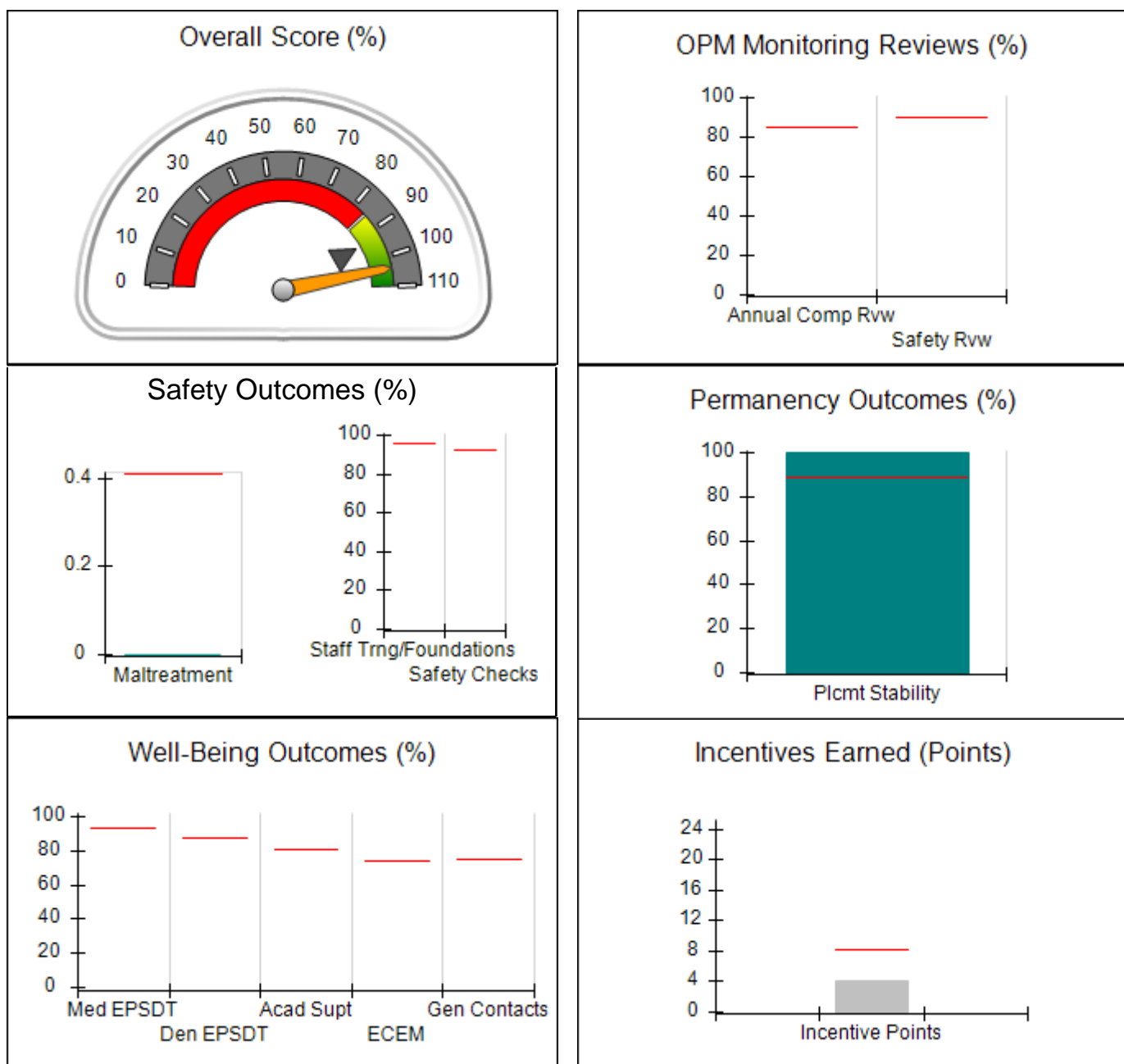


DHS, DFCS, Office of Provider Management  
**Performance-Based Placement Measures**  
**RBWO Provider GA+SCORECARD - CCI**  
 Report Quarter: Q3 FY2019



<b>Provider/Program Name: Serenity House of Atlanta Ministries Inc. - (5385) - CCI</b>			
62 Bethea Way, Covington, GA 30016	Quarterly Scores (Grades)		Current Quarter Score (Grade)
Phone: 678-231-4002	Q1: (N/A)	Q2: (N/A)	<b>104.00%</b> <b>(A+)</b>
Vendor ID# 162098	Q3: 104.00 (A+)	Q4: N/A	
Program Census Information:	# Children in Care During Quarter: 5	# Placements During Quarter: 5	# Children in Care On Last Day: 4
<b>Quarterly Provider Comparisons to All CCIs</b>			

▼ — indicates average for all CCIs





DHS, DFCS, Office of Provider Management  
**Performance-Based Placement Measures**  
**RBWO Provider GA+SCORECARD - CCI**  
 Report Quarter: Q3 FY2019



<b>Provider/Program Name: Serenity House of Atlanta Ministries Inc. - (5385) - CCI</b>				
<b>62 Bethea Way, Covington, GA 30016</b>		<b>Quarterly Scores (Grades)</b>		<b>Current Quarter Score (Grade)</b>
<b>Phone: 678-231-4002</b>		<b>Q1: (N/A)</b>	<b>Q2: (N/A)</b>	<b>104.00% (A+)</b>
<b>Vendor ID# 162098</b>		<b>Q3: 104.00 (A+)</b>	<b>Q4: N/A</b>	
Program Census Information:		# Children in Care During Quarter: 5	# Placements During Quarter: 5	# Children in Care On Last Day: 4
	<b>Avg Performance All CCIs (%)</b>	<b>Provider Performance (%)*</b>	<b>Possible Points (Weight)</b>	<b>Provider Points Earned</b>
<b>OPM Monitoring Reviews</b>				
Annual Comprehensive Reviews	85%	Not Yet Conducted		
Safety Reviews	90%	Not Yet Conducted		
<b>Monitoring Sub-Total</b>				<b>0.00</b>
<b>CCI Safety Outcomes</b>				
Incidence of Maltreatment	0.41%	No Substantiated Reports	20	20.00
Staff Training/Foundations	96%	Not Eligible		
Staff Safety Checks	92%	Not Eligible		
<b>Safety Sub-Total</b>			<b>20</b>	<b>20.00</b>
<b>CCI Permanency Outcomes</b>				
Placement Stability	89%	100%	15	15.00
<b>Permanency Sub-Total</b>			<b>15</b>	<b>15.00</b>
<b>CCI Well-Being Outcomes</b>				
EPSDT Medical Visits	93%	Not Eligible		
EPSDT Dental Visits	87%	Not Eligible		
Academic Supports	81%	Not Eligible		
Provider ECEM Visits	74%	Not Eligible		
Provider General Contacts	75%	Not Eligible		
Placements with Siblings	36%	Not Eligible	Not Scored	Not Scored
Placements within Legal County	14%	0%	Not Scored	Not Scored
<b>Well-Being Sub-Total</b>			<b>N/A</b>	
*Performance calculation descriptions can be found in the FY 2019 RBWO PBP Measurements and Standards Guide.				

<b>Monitoring &amp; Outcomes: Possible Points = 35</b>		<b>Points Earned = 35.00</b>	
<b>Score Before Incentives Credit</b>			<b>100.00%</b>
<b>Incentives Awarded</b>			<b>4.00 pts</b>
<b>PBP Verification</b>			<b>N/A pts</b>
<b>Total Score</b>			<b>104.00%</b>



**DHS, DFCS, Office of Provider Management**  
**Performance-Based Placement Measures**  
**RBWO Provider GA+SCORECARD - CCI**  
**Report Quarter: Q3 FY2019**



**Provider/Program Name: Serenity House of Atlanta Ministries Inc. - (5385) - CCI**

Program Census Information:		# Children in Care During Quarter: 5	# Placements During Quarter: 5	# Children in Care On Last Day: 4
CCI Incentive Credits	Avg Performance All CCIs (Points)	Provider Performance (%)*	Possible Points (Weight)	Provider Points Earned
Early EPSDT Medical Visits		Not Eligible	2	
Early EPSDT Dental Visits		Not Eligible	2	
Permanency Contacts		None Planned	5	
Additional Academic Supports		Not Eligible	2	
HS Grad/GED/Prof or Trade Certificate/College		N/A	10/5/5/1	
EYSS Agreement		0%	5	0.00
Community Connections		Not Eligible	4	
Active Agency Accreditation		0%	4	0.00
Staff Clinical Licensure		0%	5	0.00
Behavior Management (threshold = 0)		100%	4	4.00
<b>Incentives Total</b>	<b>8.21</b>			<b>4.00</b>
Maximum total combined incentive credit allowed is 10 points.			<b>Incentives Awarded</b>	<b>4.00</b>

\*Performance calculation descriptions can be found in the FY 2019 RBWO PBP Measurements and Standards Guide.

**Child Protective Services Investigations and Dispositions**

The following investigations data, which is not used for scoring but is considered significant to a provider's performance, is from Georgia SHINES and is not considered final or complete until the end of the fiscal year.

Total Reports:	0
Number Screened In:	0
Number Screened Out:	0
Number Substantiated:	0
Number Unsubstantiated:	0
Number Active CPS Investigations:	0



**DHS, DFCS, Office of Provider Management**  
**Performance-Based Placement Measures**  
**RBWO Provider GA+SCORECARD - CCI**



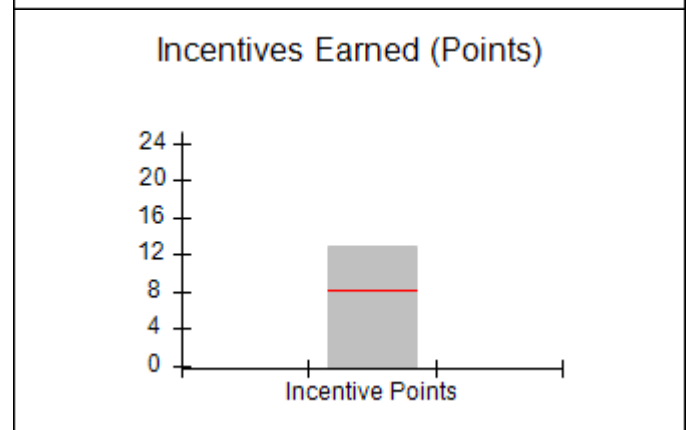
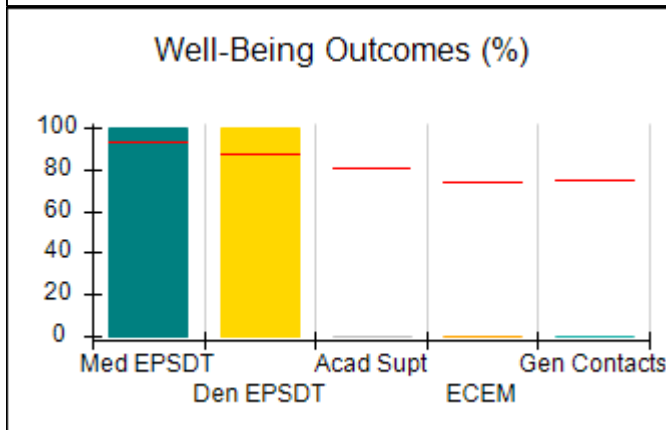
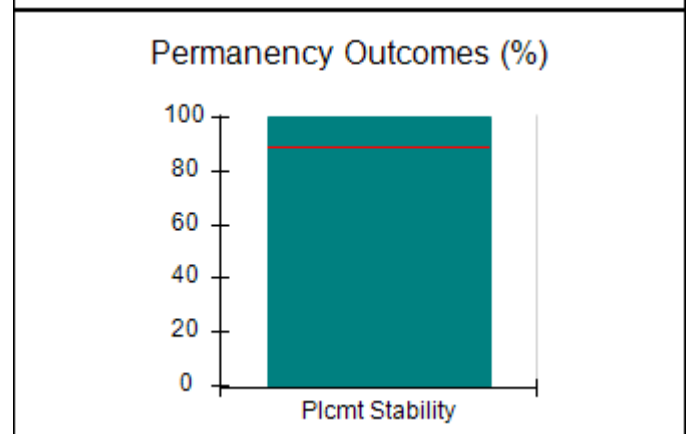
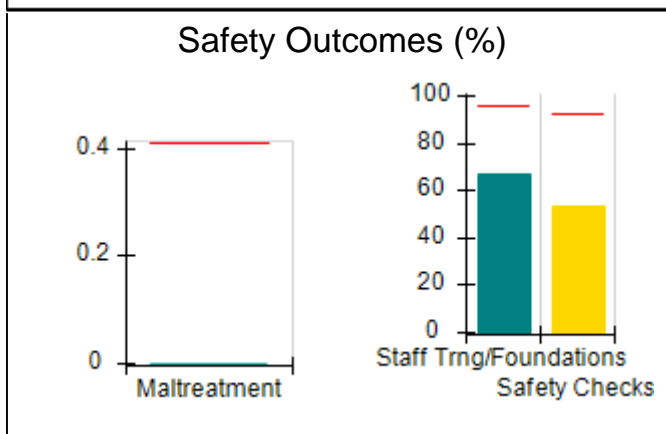
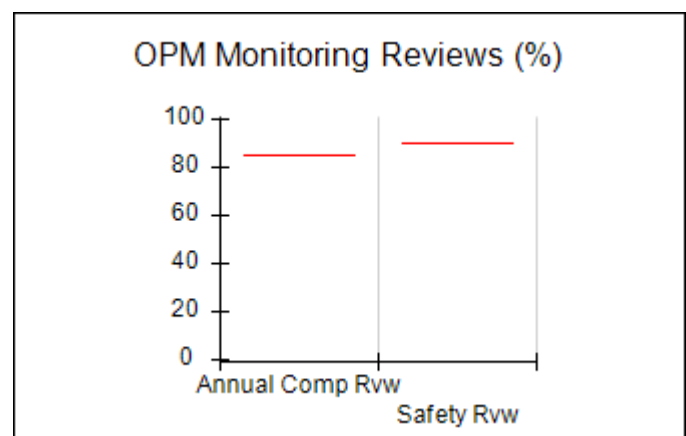
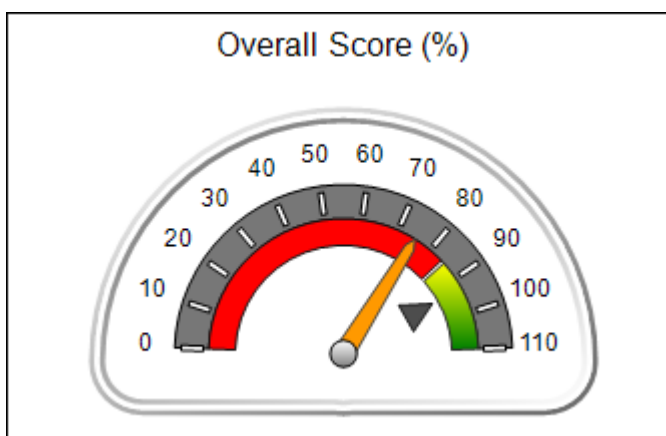
**Report Quarter: Q3 FY2019**

**Provider/Program Name: Sevananda The Joy of Service, Inc. - (5377) - CCI**

17 West Main St., Hampton, GA 30228	Quarterly Scores (Grades)		Current Quarter Score (Grade)
Phone: 678-907-8565	Q1: (N/A)	Q2: 68.30 (D+)	<b>75.00%</b> <b>(C)</b>
Vendor ID# 161998	Q3: 75.00 (C)	Q4: N/A	
Program Census Information:	# Children in Care During Quarter: 17	# Placements During Quarter: 18	# Children in Care On Last Day: 7

**Quarterly Provider Comparisons to All CCIs**

▼ — indicates average for all CCIs





DHS, DFCS, Office of Provider Management  
**Performance-Based Placement Measures**  
**RBWO Provider GA+SCORECARD - CCI**  
 Report Quarter: Q3 FY2019



**Provider/Program Name: Sevananda The Joy of Service, Inc. - (5377) - CCI**

<b>17 West Main St., Hampton, GA 30228</b>	<b>Quarterly Scores (Grades)</b>		<b>Current Quarter Score (Grade)</b>
<b>Phone: 678-907-8565</b>	<b>Q1: (N/A)</b>	<b>Q2: 68.30 (D+)</b>	<b>75.00% (C)</b>
<b>Vendor ID# 161998</b>	<b>Q3: 75.00 (C)</b>	<b>Q4: N/A</b>	

Program Census Information:	# Children in Care During Quarter: 17	# Placements During Quarter: 18	# Children in Care On Last Day: 7
-----------------------------	---------------------------------------	---------------------------------	-----------------------------------

	<b>Avg Performance All CCIs (%)</b>	<b>Provider Performance (%)*</b>	<b>Possible Points (Weight)</b>	<b>Provider Points Earned</b>
--	-------------------------------------	----------------------------------	---------------------------------	-------------------------------

**OPM Monitoring Reviews**

Annual Comprehensive Reviews	85%	Not Yet Conducted		
Safety Reviews	90%	Not Yet Conducted		
<b>Monitoring Sub-Total</b>				<b>0.00</b>

**CCI Safety Outcomes**

Incidence of Maltreatment	0.41%	No Substantiated Reports	10	10.00
Staff Training/Foundations	96%	67%	5	3.35
Staff Safety Checks	92%	53%	5	2.65
<b>Safety Sub-Total</b>			<b>20</b>	<b>16.00</b>

**CCI Permanency Outcomes**

Placement Stability	89%	100%	15	15.00
<b>Permanency Sub-Total</b>			<b>15</b>	<b>15.00</b>

**CCI Well-Being Outcomes**

EPSDT Medical Visits	93%	100%	4	4.00
EPSDT Dental Visits	87%	100%	4	4.00
Academic Supports	81%	0%	3	0.00
Provider ECEM Visits	74%	0%	7	0.00
Provider General Contacts	75%	0%	7	0.00
Placements with Siblings	36%	Not Eligible	Not Scored	Not Scored
Placements within Legal County	14%	42%	Not Scored	Not Scored
<b>Well-Being Sub-Total</b>			<b>25</b>	<b>8.00</b>

\*Performance calculation descriptions can be found in the FY 2019 RBWO PBP Measurements and Standards Guide.

<b>Monitoring &amp; Outcomes: Possible Points = 60</b>	<b>Points Earned = 39.00</b>
<b>Score Before Incentives Credit</b>	<b>65.00%</b>
<b>Incentives Awarded</b>	<b>10.00 pts</b>
<b>PBP Verification</b>	<b>N/A pts</b>
<b>Total Score</b>	<b>75.00%</b>



**DHS, DFCS, Office of Provider Management**  
**Performance-Based Placement Measures**  
**RBWO Provider GA+SCORECARD - CCI**  
**Report Quarter: Q3 FY2019**



**Provider/Program Name: Sevananda The Joy of Service, Inc. - (5377) - CCI**

Program Census Information:		# Children in Care During Quarter: 17	# Placements During Quarter: 18	# Children in Care On Last Day: 7
CCI Incentive Credits	Avg Performance All CCIs (Points)	Provider Performance (%)*	Possible Points (Weight)	Provider Points Earned
Early EPSDT Medical Visits		100%	2	2.00
Early EPSDT Dental Visits		100%	2	2.00
Permanency Contacts		0%	5	0.00
Additional Academic Supports		0%	2	0.00
HS Grad/GED/Prof or Trade Certificate/College		N/A	10/5/5/1	5.00
EYSS Agreement		Not Eligible	5	
Community Connections		0%	4	0.00
Active Agency Accreditation		0%	4	0.00
Staff Clinical Licensure		0%	5	0.00
Behavior Management (threshold = 0)		100%	4	4.00
<b>Incentives Total</b>	<b>8.21</b>			<b>13.00</b>
Maximum total combined incentive credit allowed is 10 points.			<b>Incentives Awarded</b>	<b>10.00</b>

\*Performance calculation descriptions can be found in the FY 2019 RBWO PBP Measurements and Standards Guide.

**Child Protective Services Investigations and Dispositions**

The following investigations data, which is not used for scoring but is considered significant to a provider's performance, is from Georgia SHINES and is not considered final or complete until the end of the fiscal year.

Total Reports:	1
Number Screened In:	0
Number Screened Out:	1
Number Substantiated:	0
Number Unsubstantiated:	0
Number Active CPS Investigations:	0



DHS, DFCS, Office of Provider Management

## Performance-Based Placement Measures

### RBWO Provider GA+SCORECARD - CCI

Report Quarter: Q3 FY2019



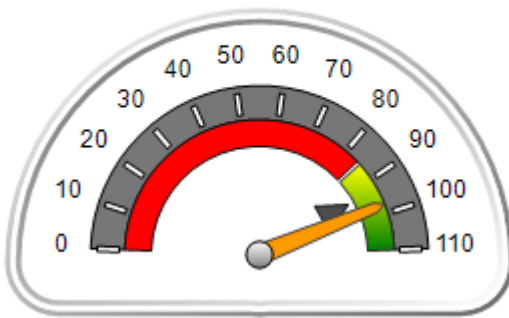
**Provider/Program Name: Smith Group Home - (824) - CCI**

538 NE Presley Road, Ludowici, GA 31316	Quarterly Scores (Grades)		Current Quarter Score (Grade)
Phone: 912-545-9547	Q1: 94.39 (A)	Q2: 94.54 (A)	97.51% (A+)
Vendor ID# 35580	Q3: 97.51 (A+)	Q4: N/A	
Program Census Information:	# Children in Care During Quarter: 15	# Placements During Quarter: 15	# Children in Care On Last Day: 10

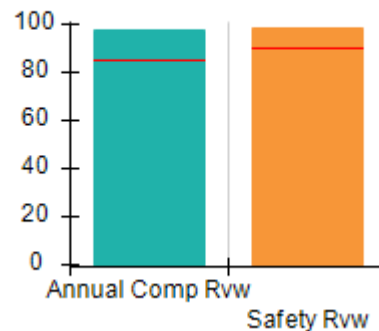
### Quarterly Provider Comparisons to All CCIs

▼ indicates average for all CCIs

Overall Score (%)



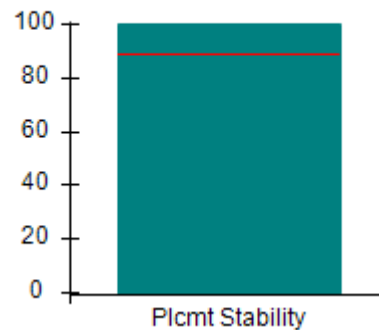
OPM Monitoring Reviews (%)



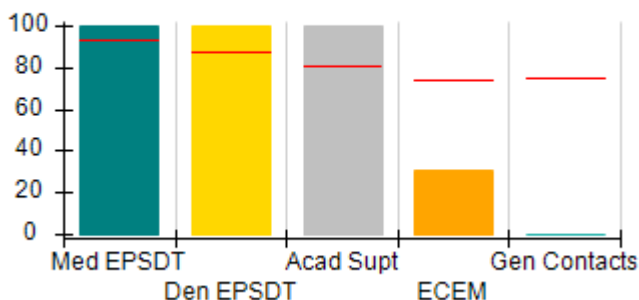
Safety Outcomes (%)



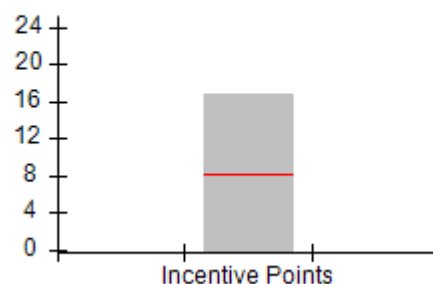
Permanency Outcomes (%)



Well-Being Outcomes (%)



Incentives Earned (Points)





DHS, DFCS, Office of Provider Management  
**Performance-Based Placement Measures**  
**RBWO Provider GA+SCORECARD - CCI**  
 Report Quarter: Q3 FY2019



<b>Provider/Program Name: Smith Group Home - (824) - CCI</b>				
<b>538 NE Presley Road, Ludowici, GA 31316</b>		<b>Quarterly Scores (Grades)</b>		<b>Current Quarter Score (Grade)</b>
<b>Phone: 912-545-9547</b>		<b>Q1: 94.39 (A)</b>	<b>Q2: 94.54 (A)</b>	<b>97.51% (A+)</b>
<b>Vendor ID# 35580</b>		<b>Q3: 97.51 (A+)</b>	<b>Q4: N/A</b>	
Program Census Information:		# Children in Care During Quarter: 15	# Placements During Quarter: 15	# Children in Care On Last Day: 10
	<b>Avg Performance All CCIs (%)</b>	<b>Provider Performance (%)*</b>	<b>Possible Points (Weight)</b>	<b>Provider Points Earned</b>
<b>OPM Monitoring Reviews</b>				
Annual Comprehensive Reviews	85%	98%	25	24.51
Safety Reviews	90%	99%	15	14.83
<b>Monitoring Sub-Total</b>			<b>40</b>	<b>39.34</b>
<b>CCI Safety Outcomes</b>				
Incidence of Maltreatment	0.41%	No Substantiated Reports	10	10.00
Staff Training/Foundations	96%	100%	5	5.00
Staff Safety Checks	92%	100%	5	5.00
<b>Safety Sub-Total</b>			<b>20</b>	<b>20.00</b>
<b>CCI Permanency Outcomes</b>				
Placement Stability	89%	100%	15	15.00
<b>Permanency Sub-Total</b>			<b>15</b>	<b>15.00</b>
<b>CCI Well-Being Outcomes</b>				
EPSDT Medical Visits	93%	100%	4	4.00
EPSDT Dental Visits	87%	100%	4	4.00
Academic Supports	81%	100%	3	3.00
Provider ECEM Visits	74%	31%	7	2.17
Provider General Contacts	75%	0%	7	0.00
Placements with Siblings	36%	11%	Not Scored	Not Scored
Placements within Legal County	14%	0%	Not Scored	Not Scored
<b>Well-Being Sub-Total</b>			<b>25</b>	<b>13.17</b>
*Performance calculation descriptions can be found in the FY 2019 RBWO PBP Measurements and Standards Guide.				

<b>Monitoring &amp; Outcomes: Possible Points = 100</b>		<b>Points Earned = 87.51</b>	
<b>Score Before Incentives Credit</b>			<b>87.51%</b>
<b>Incentives Awarded</b>			<b>10.00 pts</b>
<b>PBP Verification</b>			<b>N/A pts</b>
<b>Total Score</b>			<b>97.51%</b>





**DHS, DFCS, Office of Provider Management**  
**Performance-Based Placement Measures**  
**RBWO Provider GA+SCORECARD - CCI**  
**Report Quarter: Q3 FY2019**



**Provider/Program Name: Smith Group Home - (824) - CCI**

Program Census Information:		# Children in Care During Quarter: 15	# Placements During Quarter: 15	# Children in Care On Last Day: 10
CCI Incentive Credits	Avg Performance All CCIs (Points)	Provider Performance (%)*	Possible Points (Weight)	Provider Points Earned
Early EPSDT Medical Visits		100%	2	2.00
Early EPSDT Dental Visits		100%	2	2.00
Permanency Contacts		56%	5	2.80
Additional Academic Supports		100%	2	2.00
HS Grad/GED/Prof or Trade Certificate/College		N/A	10/5/5/1	
EYSS Agreement		Not Eligible	5	
Community Connections		100%	4	4.00
Active Agency Accreditation		0%	4	0.00
Staff Clinical Licensure		0%	5	0.00
Behavior Management (threshold = 0)		100%	4	4.00
<b>Incentives Total</b>	<b>8.21</b>			<b>16.80</b>
Maximum total combined incentive credit allowed is 10 points.			<b>Incentives Awarded</b>	<b>10.00</b>

\*Performance calculation descriptions can be found in the FY 2019 RBWO PBP Measurements and Standards Guide.

**Child Protective Services Investigations and Dispositions**

The following investigations data, which is not used for scoring but is considered significant to a provider's performance, is from Georgia SHINES and is not considered final or complete until the end of the fiscal year.

Total Reports:	1
Number Screened In:	0
Number Screened Out:	1
Number Substantiated:	0
Number Unsubstantiated:	0
Number Active CPS Investigations:	0



**DHS, DFCS, Office of Provider Management**  
**Performance-Based Placement Measures**  
**RBWO Provider GA+SCORECARD - CCI**  
**Report Quarter: Q3 FY2019**



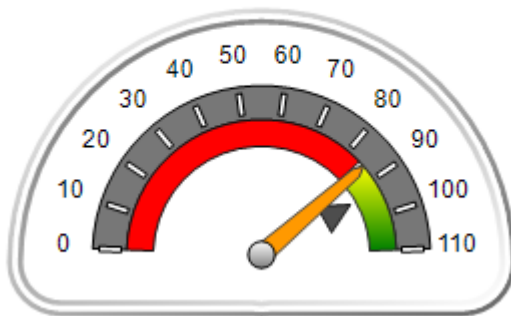
**Provider/Program Name: Southern Living Academy, Inc. - (5354) - CCI**

4225 Alton St., Columbus, GA 31903	Quarterly Scores (Grades)		Current Quarter Score (Grade)
Phone: 706-436-2889	Q1: 65.20 (D)	Q2: 75.10 (C)	<b>85.73%</b> <b>(B)</b>
Vendor ID# 159951	Q3: 85.73 (B)	Q4: N/A	
Program Census Information:	# Children in Care During Quarter: 5	# Placements During Quarter: 5	# Children in Care On Last Day: 3

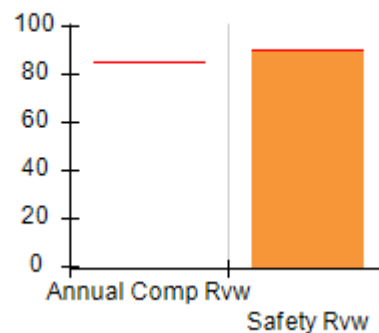
**Quarterly Provider Comparisons to All CCIs**

▼ — indicates average for all CCIs

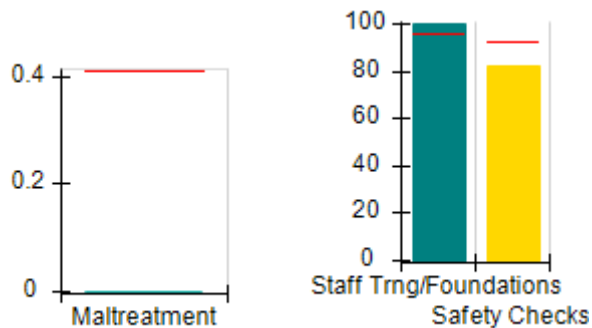
Overall Score (%)



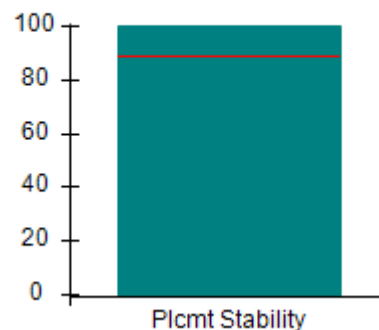
OPM Monitoring Reviews (%)



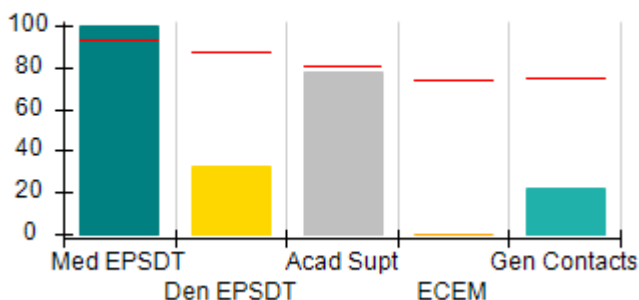
Safety Outcomes (%)



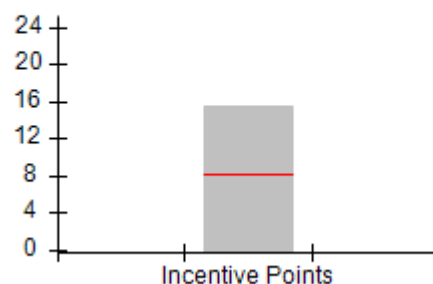
Permanency Outcomes (%)



Well-Being Outcomes (%)



Incentives Earned (Points)





DHS, DFCS, Office of Provider Management  
**Performance-Based Placement Measures**  
**RBWO Provider GA+SCORECARD - CCI**  
**Report Quarter: Q3 FY2019**



Provider/Program Name: Southern Living Academy, Inc. - (5354) - CCI				
4225 Alton St., Columbus, GA 31903		Quarterly Scores (Grades)		Current Quarter Score (Grade)
Phone: 706-436-2889		Q1: 65.20 (D)	Q2: 75.10 (C)	<b>85.73%</b> <b>(B)</b>
Vendor ID# 159951		Q3: 85.73 (B)	Q4: N/A	
Program Census Information:		# Children in Care During Quarter: 5	# Placements During Quarter: 5	# Children in Care On Last Day: 3
	Avg Performance All CCIs (%)	Provider Performance (%)*	Possible Points (Weight)	Provider Points Earned
<b>OPM Monitoring Reviews</b>				
Annual Comprehensive Reviews	85%	Not Yet Conducted		
Safety Reviews	90%	90%	15	13.50
<b>Monitoring Sub-Total</b>			<b>15</b>	<b>13.50</b>
<b>CCI Safety Outcomes</b>				
Incidence of Maltreatment	0.41%	No Substantiated Reports	10	10.00
Staff Training/Foundations	96%	100%	5	5.00
Staff Safety Checks	92%	82%	5	4.10
<b>Safety Sub-Total</b>			<b>20</b>	<b>19.10</b>
<b>CCI Permanency Outcomes</b>				
Placement Stability	89%	100%	15	15.00
<b>Permanency Sub-Total</b>			<b>15</b>	<b>15.00</b>
<b>CCI Well-Being Outcomes</b>				
EPSDT Medical Visits	93%	100%	4	4.00
EPSDT Dental Visits	87%	33%	4	1.32
Academic Supports	81%	78%	3	2.34
Provider ECEM Visits	74%	0%	7	0.00
Provider General Contacts	75%	22%	7	1.54
Placements with Siblings	36%	Not Eligible	Not Scored	Not Scored
Placements within Legal County	14%	Not Eligible	Not Scored	Not Scored
<b>Well-Being Sub-Total</b>			<b>25</b>	<b>9.20</b>
*Performance calculation descriptions can be found in the FY 2019 RBWO PBP Measurements and Standards Guide.				

<b>Monitoring &amp; Outcomes: Possible Points = 75</b>		<b>Points Earned = 56.80</b>	
<b>Score Before Incentives Credit</b>			<b>75.73%</b>
<b>Incentives Awarded</b>			<b>10.00 pts</b>
<b>PBP Verification</b>			<b>N/A pts</b>
<b>Total Score</b>			<b>85.73%</b>



**DHS, DFCS, Office of Provider Management**  
**Performance-Based Placement Measures**  
**RBWO Provider GA+SCORECARD - CCI**  
**Report Quarter: Q3 FY2019**



**Provider/Program Name: Southern Living Academy, Inc. - (5354) - CCI**

Program Census Information:		# Children in Care During Quarter: 5	# Placements During Quarter: 5	# Children in Care On Last Day: 3
CCI Incentive Credits	Avg Performance All CCIs (Points)	Provider Performance (%)*	Possible Points (Weight)	Provider Points Earned
Early EPSDT Medical Visits		Not Eligible	2	
Early EPSDT Dental Visits		0%	2	0.00
Permanency Contacts		40%	5	2.00
Additional Academic Supports		22%	2	0.44
HS Grad/GED/Prof or Trade Certificate/College		N/A	10/5/5/1	5.00
EYSS Agreement		Not Eligible	5	
Community Connections		100%	4	4.00
Active Agency Accreditation		0%	4	0.00
Staff Clinical Licensure		0%	5	0.00
Behavior Management (threshold = 0)		100%	4	4.00
<b>Incentives Total</b>	<b>8.21</b>			<b>15.44</b>
Maximum total combined incentive credit allowed is 10 points.			<b>Incentives Awarded</b>	<b>10.00</b>

\*Performance calculation descriptions can be found in the FY 2019 RBWO PBP Measurements and Standards Guide.

**Child Protective Services Investigations and Dispositions**

The following investigations data, which is not used for scoring but is considered significant to a provider's performance, is from Georgia SHINES and is not considered final or complete until the end of the fiscal year.

Total Reports:	1
Number Screened In:	0
Number Screened Out:	1
Number Substantiated:	0
Number Unsubstantiated:	0
Number Active CPS Investigations:	0



DHS, DFCS, Office of Provider Management

## Performance-Based Placement Measures

### RBWO Provider GA+SCORECARD - CCI

Report Quarter: Q3 FY2019



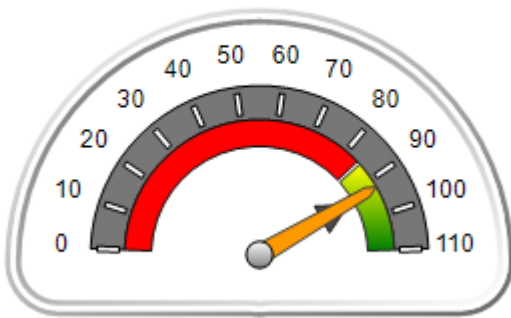
**Provider/Program Name: St. Dominic Savio Motivational Pl., Inc. - (5379) - CCI**

4077 Flat Shoals Pkwy., Decatur, GA 30034	Quarterly Scores (Grades)		Current Quarter Score (Grade)
Phone: 404-241-0303	Q1: (N/A)	Q2: 92.35 (A-)	<b>92.47%</b> <b>(A-)</b>
Vendor ID# 162000	Q3: 92.47 (A-)	Q4: N/A	
Program Census Information:	# Children in Care During Quarter: 11	# Placements During Quarter: 12	# Children in Care On Last Day: 5

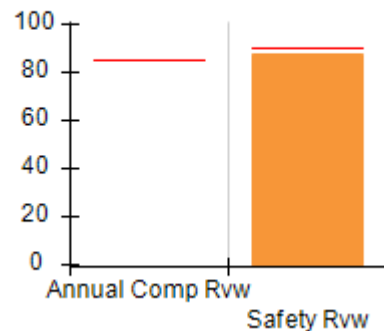
### Quarterly Provider Comparisons to All CCIs

▼ — indicates average for all CCIs

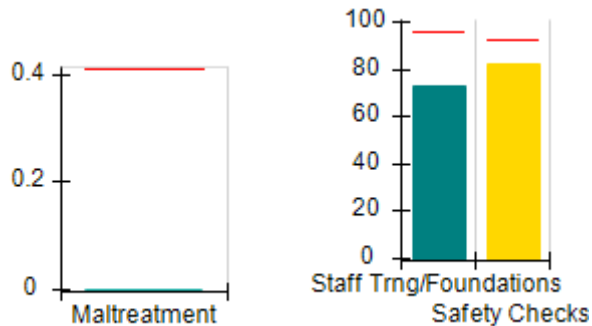
Overall Score (%)



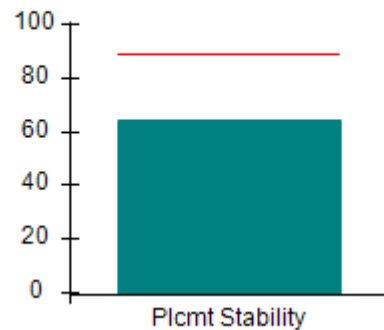
OPM Monitoring Reviews (%)



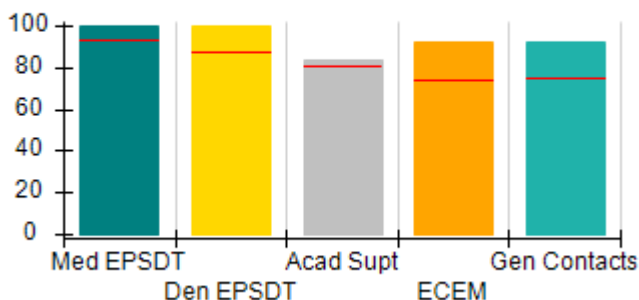
Safety Outcomes (%)



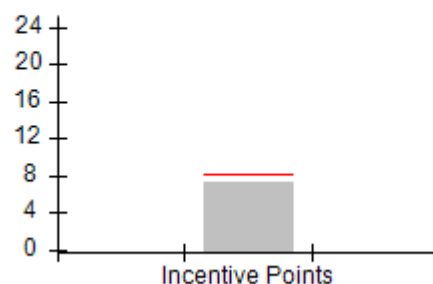
Permanency Outcomes (%)



Well-Being Outcomes (%)



Incentives Earned (Points)





DHS, DFCS, Office of Provider Management  
**Performance-Based Placement Measures**  
**RBWO Provider GA+SCORECARD - CCI**  
**Report Quarter: Q3 FY2019**



**Provider/Program Name: St. Dominic Savio Motivational Pl., Inc. - (5379) - CCI**

<b>4077 Flat Shoals Pkwy., Decatur, GA 30034</b>	<b>Quarterly Scores (Grades)</b>		<b>Current Quarter Score (Grade)</b>
<b>Phone: 404-241-0303</b>	<b>Q1: (N/A)</b>	<b>Q2: 92.35 (A-)</b>	<b>92.47%</b> <b>(A-)</b>
<b>Vendor ID# 162000</b>	<b>Q3: 92.47 (A-)</b>	<b>Q4: N/A</b>	

Program Census Information:	# Children in Care During Quarter: 11	# Placements During Quarter: 12	# Children in Care On Last Day: 5
-----------------------------	---------------------------------------	---------------------------------	-----------------------------------

	<b>Avg Performance All CCIs (%)</b>	<b>Provider Performance (%)*</b>	<b>Possible Points (Weight)</b>	<b>Provider Points Earned</b>
--	-------------------------------------	----------------------------------	---------------------------------	-------------------------------

**OPM Monitoring Reviews**

Annual Comprehensive Reviews	85%	Not Yet Conducted		
Safety Reviews	90%	88%	15	13.13
<b>Monitoring Sub-Total</b>			<b>15</b>	<b>13.13</b>

**CCI Safety Outcomes**

Incidence of Maltreatment	0.41%	No Substantiated Reports	10	10.00
Staff Training/Foundations	96%	73%	5	3.65
Staff Safety Checks	92%	82%	5	4.10
<b>Safety Sub-Total</b>			<b>20</b>	<b>17.75</b>

**CCI Permanency Outcomes**

Placement Stability	89%	64%	15	9.60
<b>Permanency Sub-Total</b>			<b>15</b>	<b>9.60</b>

**CCI Well-Being Outcomes**

EPSDT Medical Visits	93%	100%	4	4.00
EPSDT Dental Visits	87%	100%	4	4.00
Academic Supports	81%	83%	3	2.49
Provider ECEM Visits	74%	92%	7	6.44
Provider General Contacts	75%	92%	7	6.44
Placements with Siblings	36%	Not Eligible	Not Scored	Not Scored
Placements within Legal County	14%	14%	Not Scored	Not Scored
<b>Well-Being Sub-Total</b>			<b>25</b>	<b>23.37</b>

\*Performance calculation descriptions can be found in the FY 2019 RBWO PBP Measurements and Standards Guide.

<b>Monitoring &amp; Outcomes: Possible Points = 75</b>	<b>Points Earned = 63.85</b>
<b>Score Before Incentives Credit</b>	<b>85.13%</b>
<b>Incentives Awarded</b>	<b>7.34 pts</b>
<b>PBP Verification</b>	<b>N/A pts</b>
<b>Total Score</b>	<b>92.47%</b>



**DHS, DFCS, Office of Provider Management**  
**Performance-Based Placement Measures**  
**RBWO Provider GA+SCORECARD - CCI**  
**Report Quarter: Q3 FY2019**



**Provider/Program Name: St. Dominic Savio Motivational Pl., Inc. - (5379) - CCI**

Program Census Information:		# Children in Care During Quarter: 11	# Placements During Quarter: 12	# Children in Care On Last Day: 5
CCI Incentive Credits	Avg Performance All CCIs (Points)	Provider Performance (%)*	Possible Points (Weight)	Provider Points Earned
Early EPSDT Medical Visits		100%	2	2.00
Early EPSDT Dental Visits		67%	2	1.34
Permanency Contacts		0%	5	0.00
Additional Academic Supports		0%	2	0.00
HS Grad/GED/Prof or Trade Certificate/College		N/A	10/5/5/1	
EYSS Agreement		Not Eligible	5	
Community Connections		0%	4	0.00
Active Agency Accreditation		0%	4	0.00
Staff Clinical Licensure		0%	5	0.00
Behavior Management (threshold = 0)		100%	4	4.00
<b>Incentives Total</b>	<b>8.21</b>			<b>7.34</b>
Maximum total combined incentive credit allowed is 10 points.			<b>Incentives Awarded</b>	<b>7.34</b>

\*Performance calculation descriptions can be found in the FY 2019 RBWO PBP Measurements and Standards Guide.

**Child Protective Services Investigations and Dispositions**

The following investigations data, which is not used for scoring but is considered significant to a provider's performance, is from Georgia SHINES and is not considered final or complete until the end of the fiscal year.

Total Reports:	3
Number Screened In:	1
Number Screened Out:	2
Number Substantiated:	0
Number Unsubstantiated:	1
Number Active CPS Investigations:	0



**DHS, DFCS, Office of Provider Management**  
**Performance-Based Placement Measures**  
**RBWO Provider GA+SCORECARD - CCI**



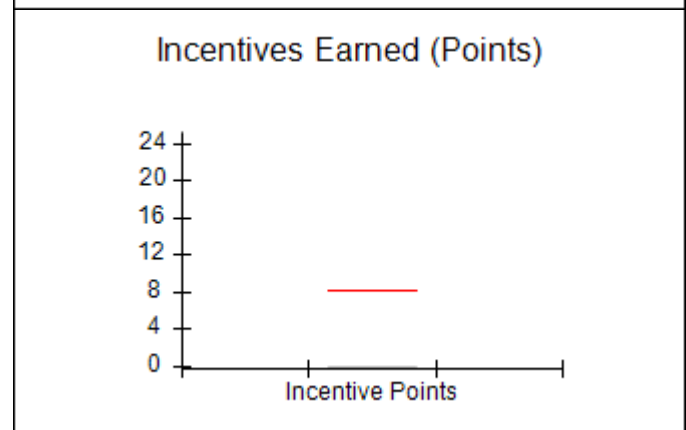
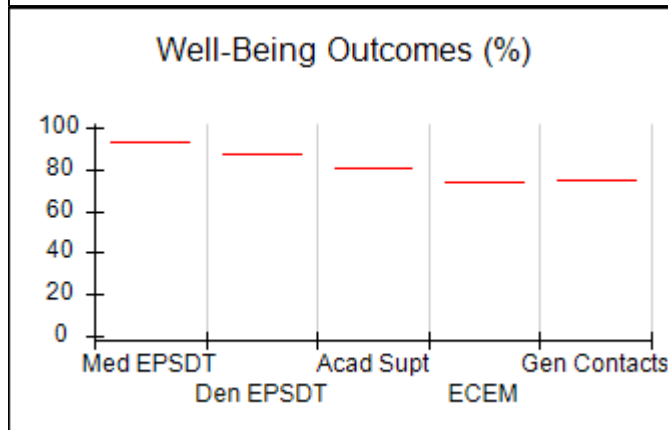
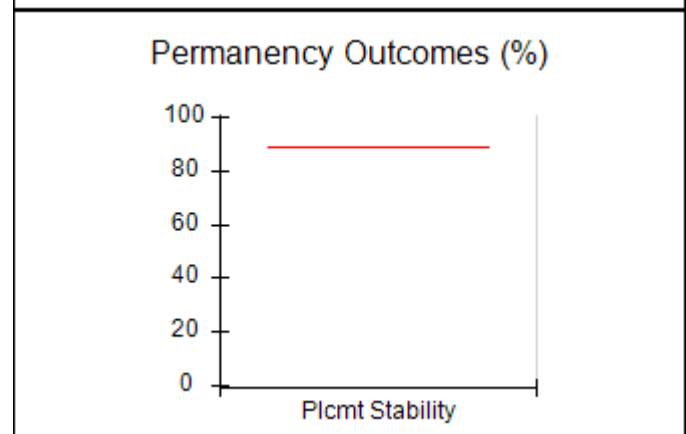
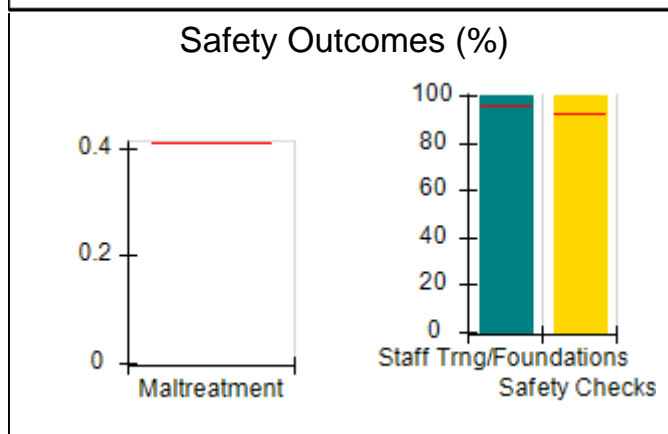
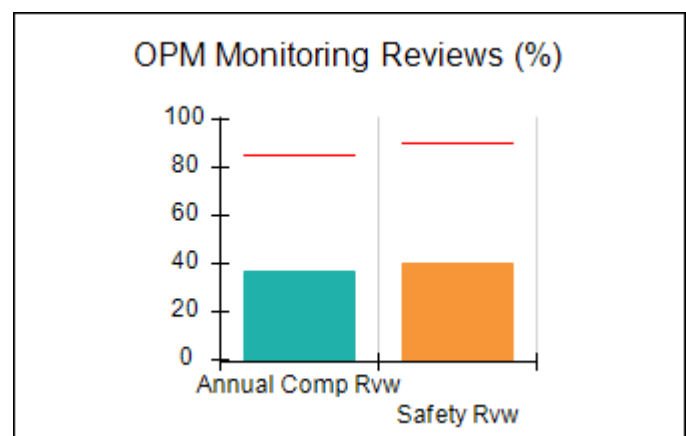
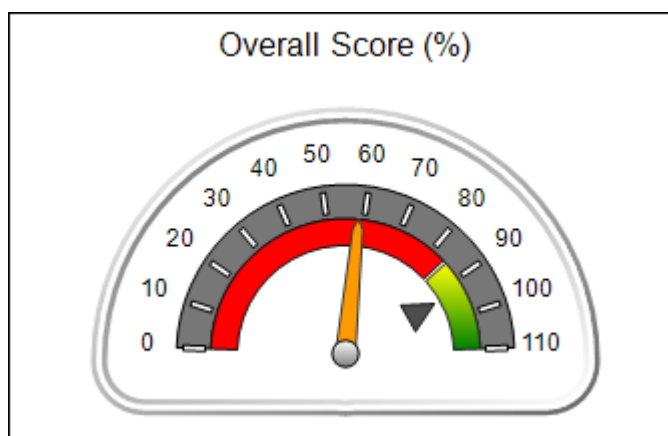
**Report Quarter: Q3 FY2019**

**Provider/Program Name: Star Island - (1021) - CCI**

218 S MacArthur Drive, Camilla, GA 31730	Quarterly Scores (Grades)		Current Quarter Score (Grade)
Phone: 229-336-1700	Q1: 68.17 (D+)	Q2: 77.12 (C+)	<b>58.52%</b> <b>(F)</b>
Vendor ID# 65729	Q3: 58.52 (F)	Q4: N/A	
Program Census Information:	# Children in Care During Quarter: 0	# Placements During Quarter: 0	# Children in Care On Last Day: 0

**Quarterly Provider Comparisons to All CCIs**

▼ — indicates average for all CCIs







DHS, DFCS, Office of Provider Management  
**Performance-Based Placement Measures**  
**RBWO Provider GA+SCORECARD - CCI**  
 Report Quarter: Q3 FY2019



<b>Provider/Program Name: Star Island - (1021) - CCI</b>				
218 S MacArthur Drive, Camilla, GA 31730		Quarterly Scores (Grades)		Current Quarter Score (Grade)
Phone: 229-336-1700		Q1: 68.17 (D+)	Q2: 77.12 (C+)	<b>58.52%</b> <b>(F)</b>
Vendor ID# 65729		Q3: 58.52 (F)	Q4: N/A	
Program Census Information:		# Children in Care During Quarter: 0	# Placements During Quarter: 0	# Children in Care On Last Day: 0
	Avg Performance All CCIs (%)	Provider Performance (%)*	Possible Points (Weight)	Provider Points Earned
<b>OPM Monitoring Reviews</b>				
Annual Comprehensive Reviews	85%	37%	25	9.18
Safety Reviews	90%	40%	15	5.93
<b>Monitoring Sub-Total</b>			<b>40</b>	<b>15.11</b>
<b>CCI Safety Outcomes</b>				
Incidence of Maltreatment	0.41%	Not Eligible		
Staff Training/Foundations	96%	100%	10	10.00
Staff Safety Checks	92%	100%	10	10.00
<b>Safety Sub-Total</b>			<b>20</b>	<b>20.00</b>
<b>CCI Permanency Outcomes</b>				
Placement Stability	89%	Not Eligible		
<b>Permanency Sub-Total</b>			<b>N/A</b>	
<b>CCI Well-Being Outcomes</b>				
EPSDT Medical Visits	93%	Not Eligible		
EPSDT Dental Visits	87%	Not Eligible		
Academic Supports	81%	Not Eligible		
Provider ECEM Visits	74%	Not Eligible		
Provider General Contacts	75%	Not Eligible		
Placements with Siblings	36%	Not Eligible	Not Scored	Not Scored
Placements within Legal County	14%	Not Eligible	Not Scored	Not Scored
<b>Well-Being Sub-Total</b>			<b>N/A</b>	

\*Performance calculation descriptions can be found in the FY 2019 RBWO PBP Measurements and Standards Guide.

<b>Monitoring &amp; Outcomes: Possible Points = 60</b>		<b>Points Earned = 35.11</b>	
<b>Score Before Incentives Credit</b>			<b>58.52%</b>
<b>Incentives Awarded</b>			<b>0.00 pts</b>
<b>PBP Verification</b>			<b>N/A pts</b>
<b>Total Score</b>			<b>58.52%</b>



**DHS, DFCS, Office of Provider Management**  
**Performance-Based Placement Measures**  
**RBWO Provider GA+SCORECARD - CCI**  
**Report Quarter: Q3 FY2019**



**Provider/Program Name: Star Island - (1021) - CCI**

Program Census Information:		# Children in Care During Quarter: 0	# Placements During Quarter: 0	# Children in Care On Last Day: 0
CCI Incentive Credits	Avg Performance All CCIs (Points)	Provider Performance (%)*	Possible Points (Weight)	Provider Points Earned
Early EPSDT Medical Visits		Not Eligible	2	
Early EPSDT Dental Visits		Not Eligible	2	
Permanency Contacts		None Planned	5	
Additional Academic Supports		Not Eligible	2	
HS Grad/GED/Prof or Trade Certificate/College		N/A	10/5/5/1	
EYSS Agreement		Not Eligible	5	
Community Connections		Not Eligible	4	
Active Agency Accreditation		0%	4	0.00
Staff Clinical Licensure		0%	5	0.00
Behavior Management (threshold = 0)		0%	4	
<b>Incentives Total</b>	<b>8.21</b>			<b>0.00</b>
Maximum total combined incentive credit allowed is 10 points.			<b>Incentives Awarded</b>	<b>0.00</b>

\*Performance calculation descriptions can be found in the FY 2019 RBWO PBP Measurements and Standards Guide.

**Child Protective Services Investigations and Dispositions**

The following investigations data, which is not used for scoring but is considered significant to a provider's performance, is from Georgia SHINES and is not considered final or complete until the end of the fiscal year.

Total Reports:	0
Number Screened In:	0
Number Screened Out:	0
Number Substantiated:	0
Number Unsubstantiated:	0
Number Active CPS Investigations:	0



DHS, DFCS, Office of Provider Management  
**Performance-Based Placement Measures**  
**RBWO Provider GA+SCORECARD - CCI**  
 Report Quarter: Q3 FY2019



<b>Provider/Program Name: Sybil's House Inc. - (5328) - CCI</b>			
893 Stafford Court, Columbus, GA 31907	Quarterly Scores (Grades)		Current Quarter Score (Grade)
Phone: 706-341-5177	Q1: 93.50 (A-)	Q2: 100.53 (A+)	<b>104.56%</b> <b>(A+)</b>
Vendor ID# 142919	Q3: 104.56 (A+)	Q4: N/A	
Program Census Information:	# Children in Care During Quarter: 7	# Placements During Quarter: 7	# Children in Care On Last Day: 6
<b>Quarterly Provider Comparisons to All CCIs</b>			

▼ — indicates average for all CCIs





DHS, DFCS, Office of Provider Management  
**Performance-Based Placement Measures**  
**RBWO Provider GA+SCORECARD - CCI**  
 Report Quarter: Q3 FY2019



<b>Provider/Program Name: Sybil's House Inc. - (5328) - CCI</b>				
<b>893 Stafford Court, Columbus, GA 31907</b>		<b>Quarterly Scores (Grades)</b>		<b>Current Quarter Score (Grade)</b>
<b>Phone: 706-341-5177</b>		<b>Q1: 93.50 (A-)</b>	<b>Q2: 100.53 (A+)</b>	<b>104.56% (A+)</b>
<b>Vendor ID# 142919</b>		<b>Q3: 104.56 (A+)</b>	<b>Q4: N/A</b>	
Program Census Information:		# Children in Care During Quarter: 7	# Placements During Quarter: 7	# Children in Care On Last Day: 6
	<b>Avg Performance All CCIs (%)</b>	<b>Provider Performance (%)*</b>	<b>Possible Points (Weight)</b>	<b>Provider Points Earned</b>
<b>OPM Monitoring Reviews</b>				
Annual Comprehensive Reviews	85%	91%	25	22.66
Safety Reviews	90%	98%	15	14.63
<b>Monitoring Sub-Total</b>			<b>40</b>	<b>37.29</b>
<b>CCI Safety Outcomes</b>				
Incidence of Maltreatment	0.41%	No Substantiated Reports	10	10.00
Staff Training/Foundations	96%	100%	5	5.00
Staff Safety Checks	92%	95%	5	4.75
<b>Safety Sub-Total</b>			<b>20</b>	<b>19.75</b>
<b>CCI Permanency Outcomes</b>				
Placement Stability	89%	100%	15	15.00
<b>Permanency Sub-Total</b>			<b>15</b>	<b>15.00</b>
<b>CCI Well-Being Outcomes</b>				
EPSDT Medical Visits	93%	100%	4	4.00
EPSDT Dental Visits	87%	100%	4	4.00
Academic Supports	81%	94%	3	2.82
Provider ECEM Visits	74%	94%	7	6.58
Provider General Contacts	75%	100%	7	7.00
Placements with Siblings	36%	0%	Not Scored	Not Scored
Placements within Legal County	14%	0%	Not Scored	Not Scored
<b>Well-Being Sub-Total</b>			<b>25</b>	<b>24.40</b>
*Performance calculation descriptions can be found in the FY 2019 RBWO PBP Measurements and Standards Guide.				

<b>Monitoring &amp; Outcomes: Possible Points = 100</b>		<b>Points Earned = 96.44</b>	
<b>Score Before Incentives Credit</b>			<b>96.44%</b>
<b>Incentives Awarded</b>			<b>8.12 pts</b>
<b>PBP Verification</b>			<b>N/A pts</b>
<b>Total Score</b>			<b>104.56%</b>



DHS, DFCS, Office of Provider Management  
**Performance-Based Placement Measures**  
**RBWO Provider GA+SCORECARD - CCI**  
Report Quarter: Q3 FY2019



**Provider/Program Name: Sybil's House Inc. - (5328) - CCI**

Program Census Information:		# Children in Care During Quarter: 7	# Placements During Quarter: 7	# Children in Care On Last Day: 6
CCI Incentive Credits	Avg Performance All CCIs (Points)	Provider Performance (%)*	Possible Points (Weight)	Provider Points Earned
Early EPSDT Medical Visits		100%	2	2.00
Early EPSDT Dental Visits		100%	2	2.00
Permanency Contacts		0%	5	0.00
Additional Academic Supports		6%	2	0.12
HS Grad/GED/Prof or Trade Certificate/College		N/A	10/5/5/1	
EYSS Agreement		Not Eligible	5	
Community Connections		0%	4	0.00
Active Agency Accreditation		0%	4	0.00
Staff Clinical Licensure		0%	5	0.00
Behavior Management (threshold = 0)		100%	4	4.00
<b>Incentives Total</b>	<b>8.21</b>			<b>8.12</b>
Maximum total combined incentive credit allowed is 10 points.			<b>Incentives Awarded</b>	<b>8.12</b>

\*Performance calculation descriptions can be found in the FY 2019 RBWO PBP Measurements and Standards Guide.

**Child Protective Services Investigations and Dispositions**

The following investigations data, which is not used for scoring but is considered significant to a provider's performance, is from Georgia SHINES and is not considered final or complete until the end of the fiscal year.

Total Reports:	0
Number Screened In:	0
Number Screened Out:	0
Number Substantiated:	0
Number Unsubstantiated:	0
Number Active CPS Investigations:	0



**DHS, DFCS, Office of Provider Management**  
**Performance-Based Placement Measures**  
**RBWO Provider GA+SCORECARD - CCI**  
**Report Quarter: Q3 FY2019**

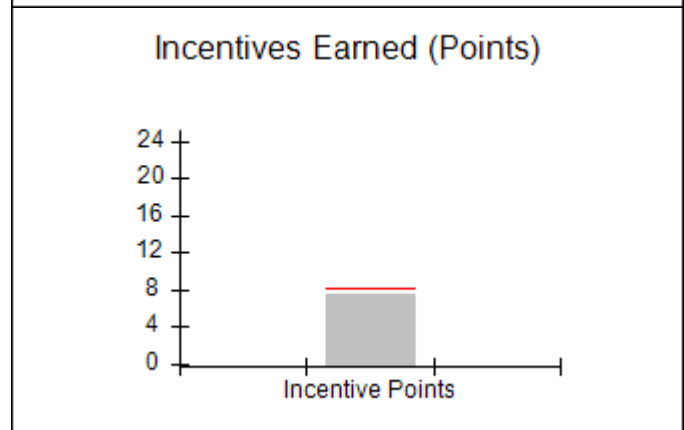
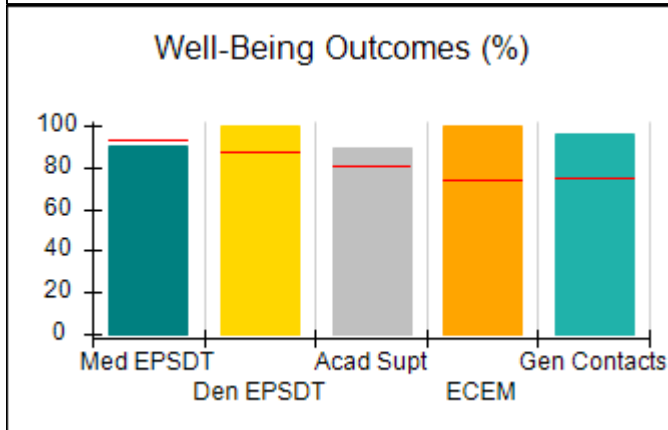
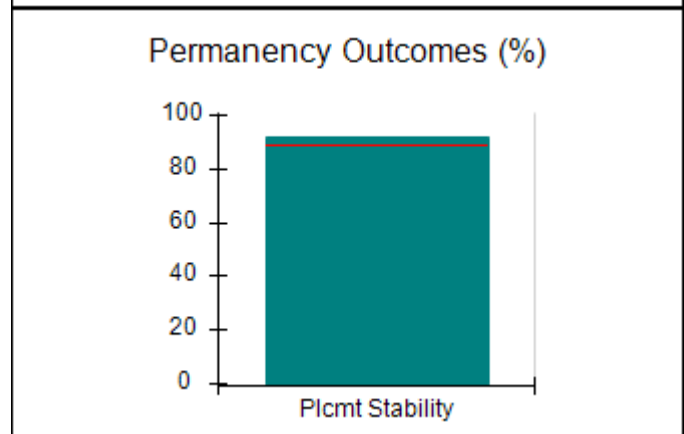
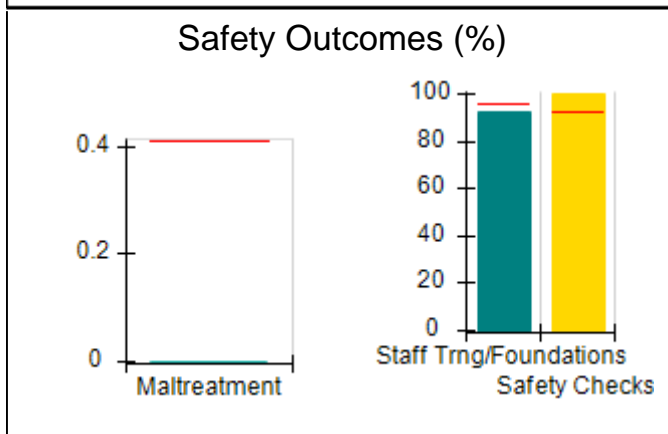
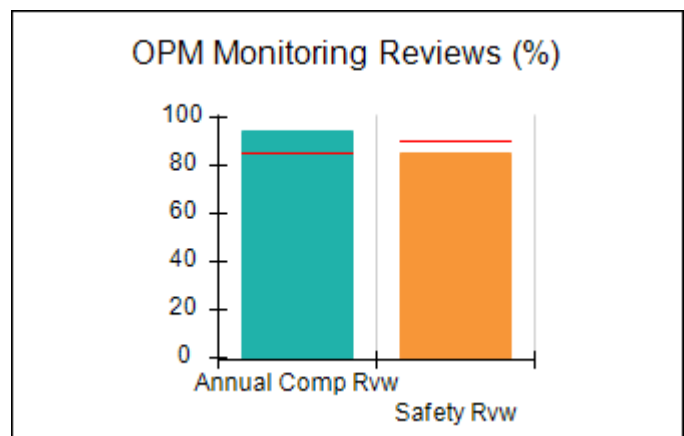
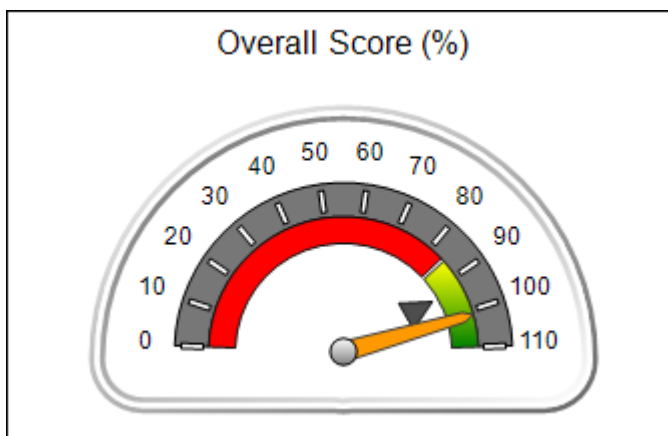


**Provider/Program Name: Taking A Step Beyond - (5158) - CCI**

1509 Brown Road, Hephzibah, GA 30815	Quarterly Scores (Grades)		Current Quarter Score (Grade)
Phone: 706-496-2709	Q1: 87.55 (B+)	Q2: 95.45 (A)	<b>101.31%</b> <b>(A+)</b>
Vendor ID# 118236	Q3: 101.31 (A+)	Q4: N/A	
Program Census Information:	# Children in Care During Quarter: 12	# Placements During Quarter: 12	# Children in Care On Last Day: 10

**Quarterly Provider Comparisons to All CCIs**

▼ — indicates average for all CCIs





DHS, DFCS, Office of Provider Management  
**Performance-Based Placement Measures**  
**RBWO Provider GA+SCORECARD - CCI**  
 Report Quarter: Q3 FY2019



**Provider/Program Name: Taking A Step Beyond - (5158) - CCI**

1509 Brown Road, Hephzibah, GA 30815	Quarterly Scores (Grades)		Current Quarter Score (Grade)
Phone: 706-496-2709	Q1: 87.55 (B+)	Q2: 95.45 (A)	<b>101.31%</b> <b>(A+)</b>
Vendor ID# 118236	Q3: 101.31 (A+)	Q4: N/A	

Program Census Information:	# Children in Care During Quarter: 12	# Placements During Quarter: 12	# Children in Care On Last Day: 10
-----------------------------	---------------------------------------	---------------------------------	------------------------------------

	Avg Performance All CCIs (%)	Provider Performance (%)*	Possible Points (Weight)	Provider Points Earned
--	------------------------------	---------------------------	--------------------------	------------------------

**OPM Monitoring Reviews**

Annual Comprehensive Reviews	85%	95%	25	23.69
Safety Reviews	90%	86%	15	12.83
<b>Monitoring Sub-Total</b>			<b>40</b>	<b>36.52</b>

**CCI Safety Outcomes**

Incidence of Maltreatment	0.41%	No Substantiated Reports	10	10.00
Staff Training/Foundations	96%	92%	5	4.60
Staff Safety Checks	92%	100%	5	5.00
<b>Safety Sub-Total</b>			<b>20</b>	<b>19.60</b>

**CCI Permanency Outcomes**

Placement Stability	89%	92%	15	13.80
<b>Permanency Sub-Total</b>			<b>15</b>	<b>13.80</b>

**CCI Well-Being Outcomes**

EPSDT Medical Visits	93%	90%	4	3.60
EPSDT Dental Visits	87%	100%	4	4.00
Academic Supports	81%	89%	3	2.67
Provider ECEM Visits	74%	100%	7	7.00
Provider General Contacts	75%	96%	7	6.72
Placements with Siblings	36%	0%	Not Scored	Not Scored
Placements within Legal County	14%	0%	Not Scored	Not Scored
<b>Well-Being Sub-Total</b>			<b>25</b>	<b>23.99</b>

\*Performance calculation descriptions can be found in the FY 2019 RBWO PBP Measurements and Standards Guide.

<b>Monitoring &amp; Outcomes: Possible Points = 100</b>		<b>Points Earned = 93.91</b>	
<b>Score Before Incentives Credit</b>			<b>93.91%</b>
<b>Incentives Awarded</b>			<b>7.40 pts</b>
<b>PBP Verification</b>			<b>0.00 pts</b>
<b>Total Score</b>			<b>101.31%</b>



**DHS, DFCS, Office of Provider Management**  
**Performance-Based Placement Measures**  
**RBWO Provider GA+SCORECARD - CCI**  
**Report Quarter: Q3 FY2019**



**Provider/Program Name: Taking A Step Beyond - (5158) - CCI**

Program Census Information:		# Children in Care During Quarter: 12	# Placements During Quarter: 12	# Children in Care On Last Day: 10
CCI Incentive Credits	Avg Performance All CCIs (Points)	Provider Performance (%)*	Possible Points (Weight)	Provider Points Earned
Early EPSDT Medical Visits		0%	2	0.00
Early EPSDT Dental Visits		100%	2	2.00
Permanency Contacts		None Planned	5	
Additional Academic Supports		70%	2	1.40
HS Grad/GED/Prof or Trade Certificate/College		N/A	10/5/5/1	
EYSS Agreement		Not Eligible	5	
Community Connections		0%	4	0.00
Active Agency Accreditation		0%	4	0.00
Staff Clinical Licensure		0%	5	0.00
Behavior Management (threshold = 0)		100%	4	4.00
<b>Incentives Total</b>	<b>8.21</b>			<b>7.40</b>
Maximum total combined incentive credit allowed is 10 points.			<b>Incentives Awarded</b>	<b>7.40</b>

\*Performance calculation descriptions can be found in the FY 2019 RBWO PBP Measurements and Standards Guide.

**Child Protective Services Investigations and Dispositions**

The following investigations data, which is not used for scoring but is considered significant to a provider's performance, is from Georgia SHINES and is not considered final or complete until the end of the fiscal year.

Total Reports:	2
Number Screened In:	0
Number Screened Out:	2
Number Substantiated:	0
Number Unsubstantiated:	0
Number Active CPS Investigations:	0





# Performance-Based Placement Measures

## RBWO Provider GA+SCORECARD - CCI

Report Quarter: Q3 FY2019

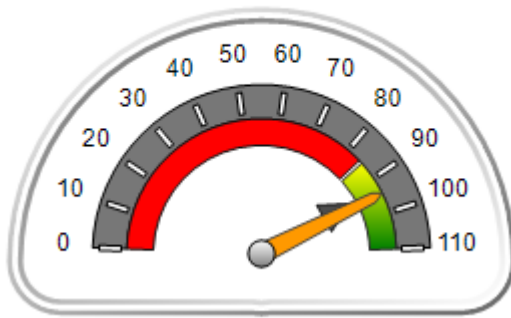
**Provider/Program Name: Testament Health & Counseling Services, LLC - Testament House (5197) - CCI**

6907 Tara Blvd, Jonesboro, GA 30236	Quarterly Scores (Grades)		Current Quarter Score (Grade)
Phone: 404-800-6160	Q1: 82.78 (B-)	Q2: 98.62 (A+)	<b>94.69%</b> <b>(A)</b>
Vendor ID# 125386	Q3: 94.69 (A)	Q4: N/A	
Program Census Information:	# Children in Care During Quarter: 11	# Placements During Quarter: 11	# Children in Care On Last Day: 7

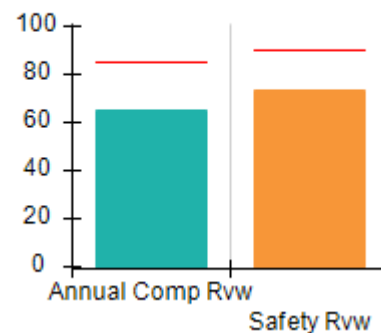
### Quarterly Provider Comparisons to All CCIs

indicates average for all CCIs

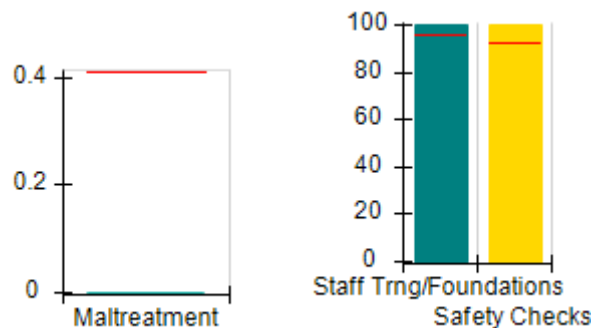
Overall Score (%)



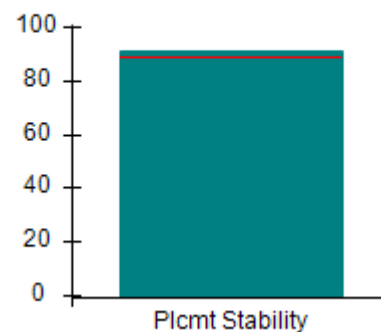
OPM Monitoring Reviews (%)



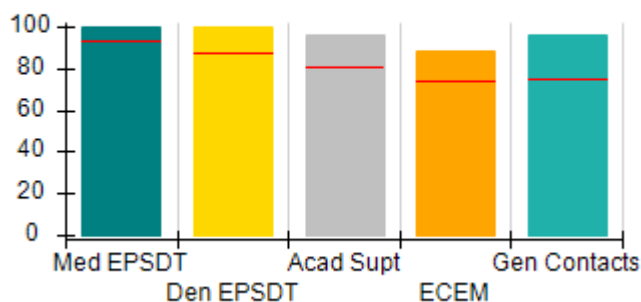
Safety Outcomes (%)



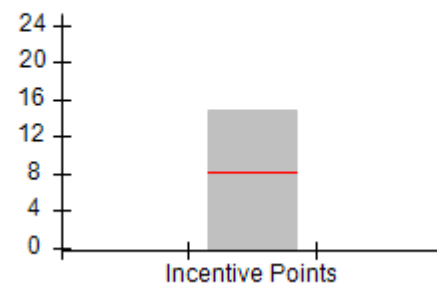
Permanency Outcomes (%)



Well-Being Outcomes (%)



Incentives Earned (Points)





## Performance-Based Placement Measures

### RBWO Provider GA+SCORECARD - CCI

Report Quarter: Q3 FY2019

Provider/Program Name: Testament Health & Counseling Services, LLC - Testament House (5197) - CCI				
6907 Tara Blvd, Jonesboro, GA 30236		Quarterly Scores (Grades)		Current Quarter Score (Grade)
Phone: 404-800-6160		Q1: 82.78 (B-)	Q2: 98.62 (A+)	<b>94.69%</b> <b>(A)</b>
Vendor ID# 125386		Q3: 94.69 (A)	Q4: N/A	
Program Census Information:		# Children in Care During Quarter: 11	# Placements During Quarter: 11	# Children in Care On Last Day: 7
	Avg Performance All CCIs (%)	Provider Performance (%)*	Possible Points (Weight)	Provider Points Earned
<b>OPM Monitoring Reviews</b>				
Annual Comprehensive Reviews	85%	65%	25	16.26
Safety Reviews	90%	74%	15	11.03
<b>Monitoring Sub-Total</b>			<b>40</b>	<b>27.28</b>
<b>CCI Safety Outcomes</b>				
Incidence of Maltreatment	0.41%	No Substantiated Reports	10	10.00
Staff Training/Foundations	96%	100%	5	5.00
Staff Safety Checks	92%	100%	5	5.00
<b>Safety Sub-Total</b>			<b>20</b>	<b>20.00</b>
<b>CCI Permanency Outcomes</b>				
Placement Stability	89%	91%	15	13.65
<b>Permanency Sub-Total</b>			<b>15</b>	<b>13.65</b>
<b>CCI Well-Being Outcomes</b>				
EPSDT Medical Visits	93%	100%	4	4.00
EPSDT Dental Visits	87%	100%	4	4.00
Academic Supports	81%	96%	3	2.88
Provider ECEM Visits	74%	88%	7	6.16
Provider General Contacts	75%	96%	7	6.72
Placements with Siblings	36%	67%	Not Scored	Not Scored
Placements within Legal County	14%	Not Eligible	Not Scored	Not Scored
<b>Well-Being Sub-Total</b>			<b>25</b>	<b>23.76</b>
*Performance calculation descriptions can be found in the FY 2019 RBWO PBP Measurements and Standards Guide.				

Monitoring & Outcomes: Possible Points = 100		Points Earned = 84.69	
Score Before Incentives Credit		84.69%	
Incentives Awarded		10.00 pts	
PBP Verification		N/A pts	
Total Score		94.69%	



**DHS, DFCS, Office of Provider Management**  
**Performance-Based Placement Measures**  
**RBWO Provider GA+SCORECARD - CCI**



**Report Quarter: Q3 FY2019**

**Provider/Program Name: Testament Health & Counseling Services, LLC - Testament House (5197) - CCI**

Program Census Information:		# Children in Care During Quarter: 11	# Placements During Quarter: 11	# Children in Care On Last Day: 7
CCI Incentive Credits	Avg Performance All CCIs (Points)	Provider Performance (%)*	Possible Points (Weight)	Provider Points Earned
Early EPSDT Medical Visits		100%	2	2.00
Early EPSDT Dental Visits		100%	2	2.00
Permanency Contacts		None Planned	5	
Additional Academic Supports		88%	2	1.76
HS Grad/GED/Prof or Trade Certificate/College		N/A	10/5/5/1	
EYSS Agreement		100%	5	5.00
Community Connections		0%	4	0.00
Active Agency Accreditation		0%	4	0.00
Staff Clinical Licensure		0%	5	0.00
Behavior Management (threshold = 0)		100%	4	4.00
<b>Incentives Total</b>	<b>8.21</b>			<b>14.76</b>
Maximum total combined incentive credit allowed is 10 points.			<b>Incentives Awarded</b>	<b>10.00</b>

\*Performance calculation descriptions can be found in the FY 2019 RBWO PBP Measurements and Standards Guide.

**Child Protective Services Investigations and Dispositions**

The following investigations data, which is not used for scoring but is considered significant to a provider's performance, is from Georgia SHINES and is not considered final or complete until the end of the fiscal year.

Total Reports:	1
Number Screened In:	0
Number Screened Out:	1
Number Substantiated:	0
Number Unsubstantiated:	0
Number Active CPS Investigations:	0



DHS, DFCS, Office of Provider Management

## Performance-Based Placement Measures

### RBWO Provider GA+SCORECARD - CCI

Report Quarter: Q3 FY2019



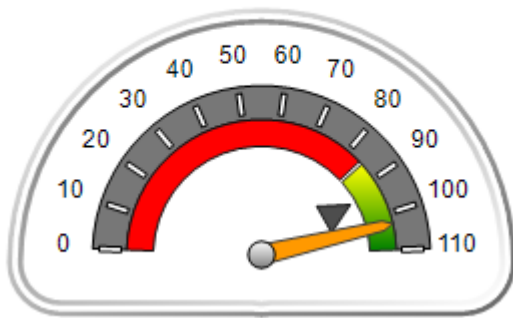
**Provider/Program Name: The Lillie Home - The Lillie Home (5282) - CCI**

522 Country Club Rd , Dublin, GA 31021	Quarterly Scores (Grades)		Current Quarter Score (Grade)
Phone: 478-279-3174	Q1: 104.52 (A+)	Q2: 101.35 (A+)	<b>102.95% (A+)</b>
Vendor ID# 131236	Q3: 102.95 (A+)	Q4: N/A	
Program Census Information:	# Children in Care During Quarter: 9	# Placements During Quarter: 9	# Children in Care On Last Day: 6

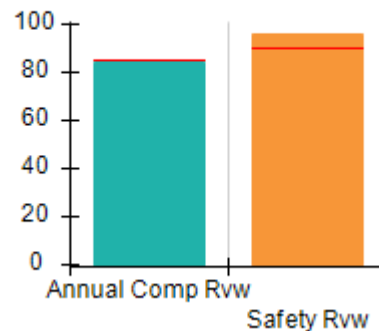
### Quarterly Provider Comparisons to All CCIs

▼ indicates average for all CCIs

Overall Score (%)



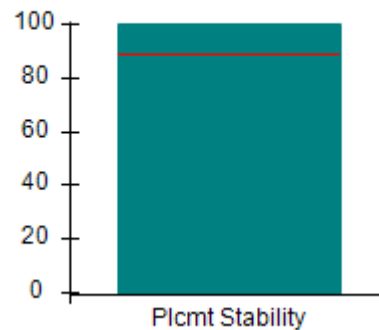
OPM Monitoring Reviews (%)



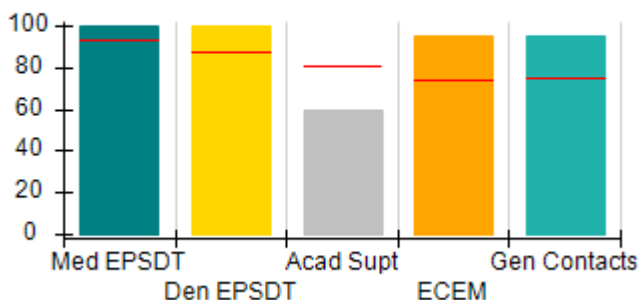
Safety Outcomes (%)



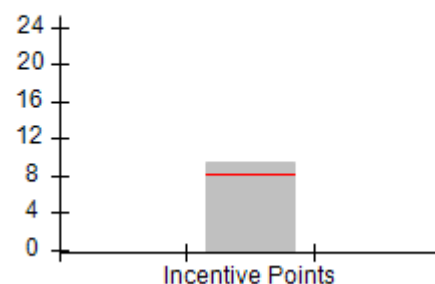
Permanency Outcomes (%)



Well-Being Outcomes (%)



Incentives Earned (Points)





# Performance-Based Placement Measures

## RBWO Provider GA+SCORECARD - CCI

Report Quarter: Q3 FY2019

Provider/Program Name: The Lillie Home - The Lillie Home (5282) - CCI				
522 Country Club Rd , Dublin, GA 31021		Quarterly Scores (Grades)		Current Quarter Score (Grade)
Phone: 478-279-3174		Q1: 104.52 (A+)	Q2: 101.35 (A+)	<b>102.95%</b> <b>(A+)</b>
Vendor ID# 131236		Q3: 102.95 (A+)	Q4: N/A	
Program Census Information:		# Children in Care During Quarter: 9	# Placements During Quarter: 9	# Children in Care On Last Day: 6
	Avg Performance All CCIs (%)	Provider Performance (%)*	Possible Points (Weight)	Provider Points Earned
<b>OPM Monitoring Reviews</b>				
Annual Comprehensive Reviews	85%	84%	25	21.01
Safety Reviews	90%	96%	15	14.40
<b>Monitoring Sub-Total</b>			<b>40</b>	<b>35.41</b>
<b>CCI Safety Outcomes</b>				
Incidence of Maltreatment	0.41%	No Substantiated Reports	10	10.00
Staff Training/Foundations	96%	100%	5	5.00
Staff Safety Checks	92%	100%	5	5.00
<b>Safety Sub-Total</b>			<b>20</b>	<b>20.00</b>
<b>CCI Permanency Outcomes</b>				
Placement Stability	89%	100%	15	15.00
<b>Permanency Sub-Total</b>			<b>15</b>	<b>15.00</b>
<b>CCI Well-Being Outcomes</b>				
EPSDT Medical Visits	93%	100%	4	4.00
EPSDT Dental Visits	87%	100%	4	4.00
Academic Supports	81%	60%	3	1.80
Provider ECEM Visits	74%	95%	7	6.65
Provider General Contacts	75%	95%	7	6.65
Placements with Siblings	36%	0%	Not Scored	Not Scored
Placements within Legal County	14%	0%	Not Scored	Not Scored
<b>Well-Being Sub-Total</b>			<b>25</b>	<b>23.10</b>
*Performance calculation descriptions can be found in the FY 2019 RBWO PBP Measurements and Standards Guide.				

<b>Monitoring &amp; Outcomes: Possible Points = 100</b>		<b>Points Earned = 93.51</b>	
<b>Score Before Incentives Credit</b>			<b>93.51%</b>
<b>Incentives Awarded</b>			<b>9.44 pts</b>
<b>PBP Verification</b>			<b>0.00 pts</b>
<b>Total Score</b>			<b>102.95%</b>



**DHS, DFCS, Office of Provider Management**  
**Performance-Based Placement Measures**  
**RBWO Provider GA+SCORECARD - CCI**  
**Report Quarter: Q3 FY2019**



**Provider/Program Name: The Lillie Home - The Lillie Home (5282) - CCI**

Program Census Information:		# Children in Care During Quarter: 9	# Placements During Quarter: 9	# Children in Care On Last Day: 6
CCI Incentive Credits	Avg Performance All CCIs (Points)	Provider Performance (%)*	Possible Points (Weight)	Provider Points Earned
Early EPSDT Medical Visits		100%	2	2.00
Early EPSDT Dental Visits		100%	2	2.00
Permanency Contacts		20%	5	1.00
Additional Academic Supports		22%	2	0.44
HS Grad/GED/Prof or Trade Certificate/College		N/A	10/5/5/1	
EYSS Agreement		Not Eligible	5	
Community Connections		0%	4	0.00
Active Agency Accreditation		0%	4	0.00
Staff Clinical Licensure		0%	5	0.00
Behavior Management (threshold = 0)		100%	4	4.00
<b>Incentives Total</b>	<b>8.21</b>			<b>9.44</b>
Maximum total combined incentive credit allowed is 10 points.			<b>Incentives Awarded</b>	<b>9.44</b>

\*Performance calculation descriptions can be found in the FY 2019 RBWO PBP Measurements and Standards Guide.

**Child Protective Services Investigations and Dispositions**

The following investigations data, which is not used for scoring but is considered significant to a provider's performance, is from Georgia SHINES and is not considered final or complete until the end of the fiscal year.

Total Reports:	0
Number Screened In:	0
Number Screened Out:	0
Number Substantiated:	0
Number Unsubstantiated:	0
Number Active CPS Investigations:	0

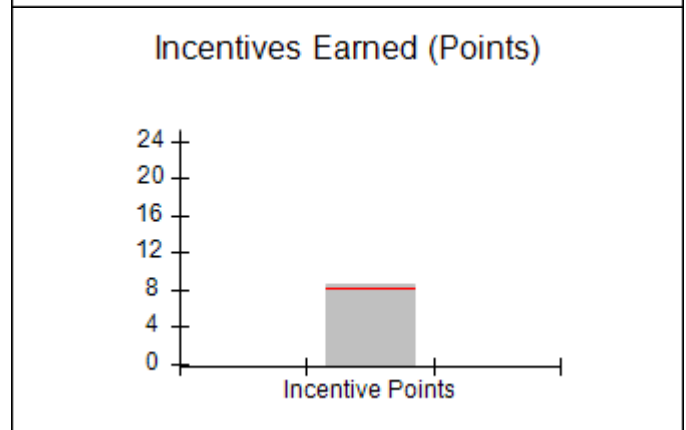
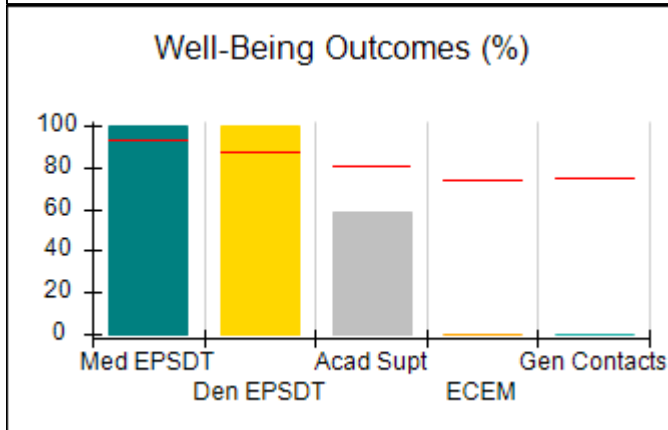
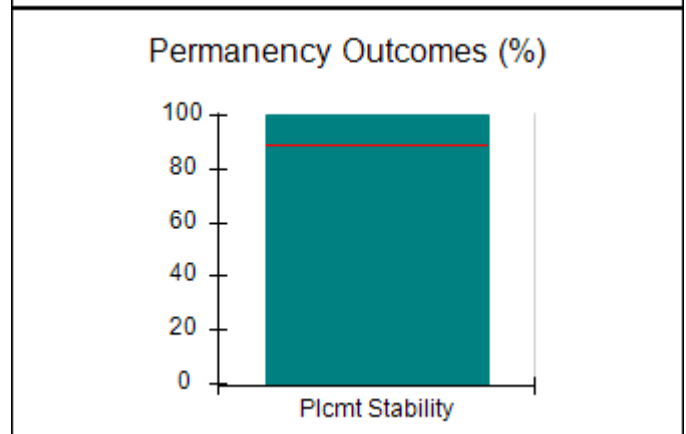
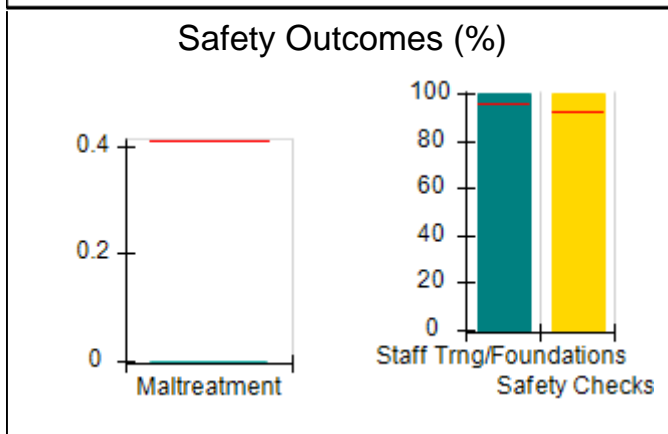
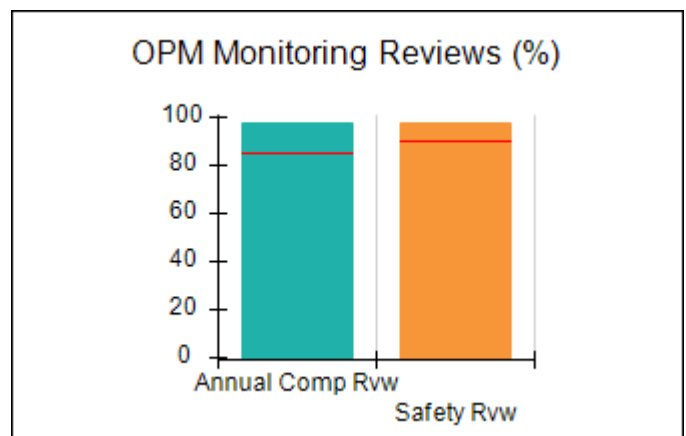
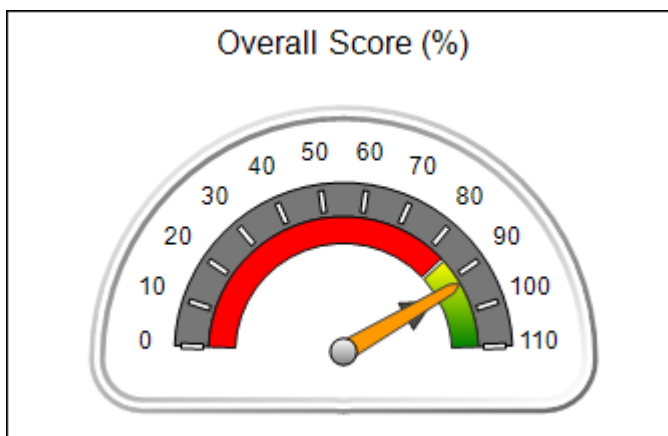


**DHS, DFCS, Office of Provider Management**  
**Performance-Based Placement Measures**  
**RBWO Provider GA+SCORECARD - CCI**  
**Report Quarter: Q3 FY2019**



Provider/Program Name: Treutlen House at New Ebenezer, Inc. - (4228) - CCI			
131 Old Augusta Road, Central Rincon, GA 31326	Quarterly Scores (Grades)		Current Quarter Score (Grade)
Phone: 912-754-9797	Q1: 96.02 (A)	Q2: 93.81 (A-)	<b>92.40%</b> <b>(A-)</b>
Vendor ID# 79727	Q3: 92.40 (A-)	Q4: N/A	
Program Census Information:	# Children in Care During Quarter: 9	# Placements During Quarter: 9	# Children in Care On Last Day: 7
Quarterly Provider Comparisons to All CCIs			

▼ — indicates average for all CCIs





DHS, DFCS, Office of Provider Management  
**Performance-Based Placement Measures**  
**RBWO Provider GA+SCORECARD - CCI**  
 Report Quarter: Q3 FY2019



**Provider/Program Name: Treutlen House at New Ebenezer, Inc. - (4228) - CCI**

131 Old Augusta Road, Central Rincon, GA 31326	Quarterly Scores (Grades)		Current Quarter Score (Grade)
Phone: 912-754-9797	Q1: 96.02 (A)	Q2: 93.81 (A-)	<b>92.40%</b> <b>(A-)</b>
Vendor ID# 79727	Q3: 92.40 (A-)	Q4: N/A	

Program Census Information:	# Children in Care During Quarter: 9	# Placements During Quarter: 9	# Children in Care On Last Day: 7
-----------------------------	--------------------------------------	--------------------------------	-----------------------------------

	Avg Performance All CCIs (%)	Provider Performance (%)*	Possible Points (Weight)	Provider Points Earned
--	------------------------------	---------------------------	--------------------------	------------------------

**OPM Monitoring Reviews**

Annual Comprehensive Reviews	85%	98%	25	24.38
Safety Reviews	90%	98%	15	14.63
<b>Monitoring Sub-Total</b>			<b>40</b>	<b>39.01</b>

**CCI Safety Outcomes**

Incidence of Maltreatment	0.41%	No Substantiated Reports	10	10.00
Staff Training/Foundations	96%	100%	5	5.00
Staff Safety Checks	92%	100%	5	5.00
<b>Safety Sub-Total</b>			<b>20</b>	<b>20.00</b>

**CCI Permanency Outcomes**

Placement Stability	89%	100%	15	15.00
<b>Permanency Sub-Total</b>			<b>15</b>	<b>15.00</b>

**CCI Well-Being Outcomes**

EPSDT Medical Visits	93%	100%	4	4.00
EPSDT Dental Visits	87%	100%	4	4.00
Academic Supports	81%	59%	3	1.77
Provider ECEM Visits	74%	0%	7	0.00
Provider General Contacts	75%	0%	7	0.00
Placements with Siblings	36%	0%	Not Scored	Not Scored
Placements within Legal County	14%	0%	Not Scored	Not Scored
<b>Well-Being Sub-Total</b>			<b>25</b>	<b>9.77</b>

\*Performance calculation descriptions can be found in the FY 2019 RBWO PBP Measurements and Standards Guide.

<b>Monitoring &amp; Outcomes: Possible Points = 100</b>	<b>Points Earned = 83.78</b>
<b>Score Before Incentives Credit</b>	<b>83.78%</b>
<b>Incentives Awarded</b>	<b>8.62 pts</b>
<b>PBP Verification</b>	<b>N/A pts</b>
<b>Total Score</b>	<b>92.40%</b>





**DHS, DFCS, Office of Provider Management**  
**Performance-Based Placement Measures**  
**RBWO Provider GA+SCORECARD - CCI**  
**Report Quarter: Q3 FY2019**



**Provider/Program Name: Treutlen House at New Ebenezer, Inc. - (4228) - CCI**

Program Census Information:		# Children in Care During Quarter: 9	# Placements During Quarter: 9	# Children in Care On Last Day: 7
CCI Incentive Credits	Avg Performance All CCIs (Points)	Provider Performance (%)*	Possible Points (Weight)	Provider Points Earned
Early EPSDT Medical Visits		100%	2	2.00
Early EPSDT Dental Visits		100%	2	2.00
Permanency Contacts		None Planned	5	
Additional Academic Supports		31%	2	0.62
HS Grad/GED/Prof or Trade Certificate/College		N/A	10/5/5/1	
EYSS Agreement		Not Eligible	5	
Community Connections		0%	4	0.00
Active Agency Accreditation		0%	4	0.00
Staff Clinical Licensure		0%	5	0.00
Behavior Management (threshold = 0)		100%	4	4.00
<b>Incentives Total</b>	<b>8.21</b>			<b>8.62</b>
Maximum total combined incentive credit allowed is 10 points.			<b>Incentives Awarded</b>	<b>8.62</b>

\*Performance calculation descriptions can be found in the FY 2019 RBWO PBP Measurements and Standards Guide.

**Child Protective Services Investigations and Dispositions**

The following investigations data, which is not used for scoring but is considered significant to a provider's performance, is from Georgia SHINES and is not considered final or complete until the end of the fiscal year.

Total Reports:	1
Number Screened In:	1
Number Screened Out:	0
Number Substantiated:	0
Number Unsubstantiated:	1
Number Active CPS Investigations:	0



DHS, DFCS, Office of Provider Management  
**Performance-Based Placement Measures**  
**RBWO Provider GA+SCORECARD - CCI**



Report Quarter: Q3 FY2019

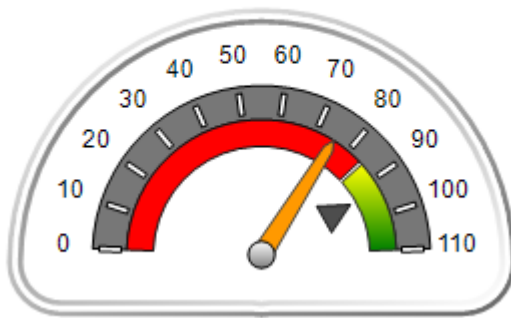
**Provider/Program Name: Turning Point Homes - Ahmonie's Cottage (1003) - CCI**

3847 Waldrop Road, Decatur, GA 30034	Quarterly Scores (Grades)		Current Quarter Score (Grade)
Phone: 770-808-3714	Q1: 78.32 (C+)	Q2: 75.49 (C)	<b>75.20% (C)</b>
Vendor ID# 51758	Q3: 75.20 (C)	Q4: N/A	
Program Census Information:	# Children in Care During Quarter: 7	# Placements During Quarter: 7	# Children in Care On Last Day: 2

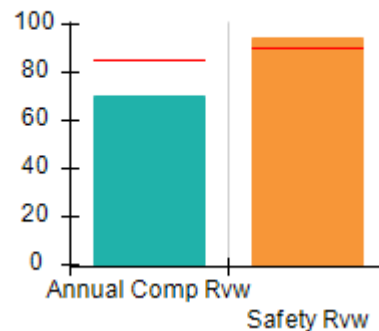
**Quarterly Provider Comparisons to All CCIs**

▼ — indicates average for all CCIs

Overall Score (%)



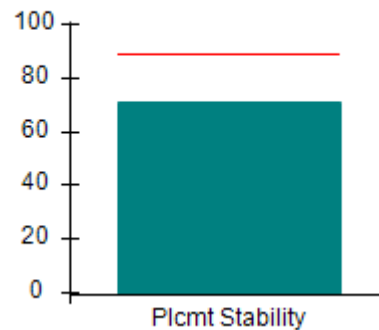
OPM Monitoring Reviews (%)



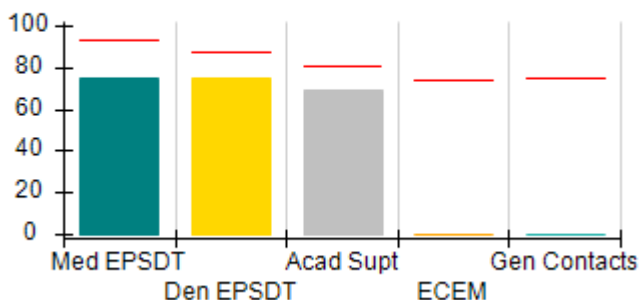
Safety Outcomes (%)



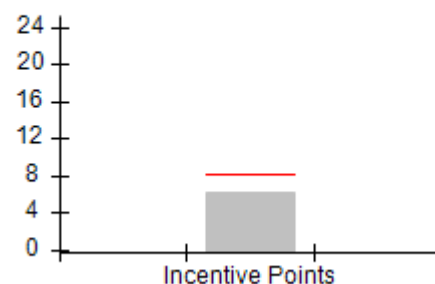
Permanency Outcomes (%)



Well-Being Outcomes (%)



Incentives Earned (Points)





# Performance-Based Placement Measures

## RBWO Provider GA+SCORECARD - CCI

Report Quarter: Q3 FY2019

Provider/Program Name: Turning Point Homes - Ahmonie's Cottage (1003) - CCI				
3847 Waldrop Road, Decatur, GA 30034		Quarterly Scores (Grades)		Current Quarter Score (Grade)
Phone: 770-808-3714		Q1: 78.32 (C+)	Q2: 75.49 (C)	75.20% (C)
Vendor ID# 51758		Q3: 75.20 (C)	Q4: N/A	
Program Census Information:		# Children in Care During Quarter: 7	# Placements During Quarter: 7	# Children in Care On Last Day: 2
	Avg Performance All CCIs (%)	Provider Performance (%)*	Possible Points (Weight)	Provider Points Earned
<b>OPM Monitoring Reviews</b>				
Annual Comprehensive Reviews	85%	70%	25	17.60
Safety Reviews	90%	94%	15	14.13
<b>Monitoring Sub-Total</b>			<b>40</b>	<b>31.72</b>
<b>CCI Safety Outcomes</b>				
Incidence of Maltreatment	0.41%	No Substantiated Reports	10	10.00
Staff Training/Foundations	96%	89%	5	4.45
Staff Safety Checks	92%	89%	5	4.45
<b>Safety Sub-Total</b>			<b>20</b>	<b>18.90</b>
<b>CCI Permanency Outcomes</b>				
Placement Stability	89%	71%	15	10.65
<b>Permanency Sub-Total</b>			<b>15</b>	<b>10.65</b>
<b>CCI Well-Being Outcomes</b>				
EPSDT Medical Visits	93%	75%	4	3.00
EPSDT Dental Visits	87%	75%	4	3.00
Academic Supports	81%	69%	3	2.07
Provider ECEM Visits	74%	0%	7	0.00
Provider General Contacts	75%	0%	7	0.00
Placements with Siblings	36%	100%	Not Scored	Not Scored
Placements within Legal County	14%	0%	Not Scored	Not Scored
<b>Well-Being Sub-Total</b>			<b>25</b>	<b>8.07</b>
*Performance calculation descriptions can be found in the FY 2019 RBWO PBP Measurements and Standards Guide.				

<b>Monitoring &amp; Outcomes: Possible Points = 100</b>		<b>Points Earned = 69.34</b>	
<b>Score Before Incentives Credit</b>			<b>69.34%</b>
<b>Incentives Awarded</b>			<b>6.28 pts</b>
<b>PBP Verification</b>			<b>-0.42 pts</b>
<b>Total Score</b>			<b>75.20%</b>



DHS, DFCS, Office of Provider Management  
**Performance-Based Placement Measures**  
**RBWO Provider GA+SCORECARD - CCI**  
Report Quarter: Q3 FY2019



**Provider/Program Name: Turning Point Homes - Ahmonie's Cottage (1003) - CCI**

Program Census Information:		# Children in Care During Quarter: 7	# Placements During Quarter: 7	# Children in Care On Last Day: 2
CCI Incentive Credits	Avg Performance All CCIs (Points)	Provider Performance (%)*	Possible Points (Weight)	Provider Points Earned
Early EPSDT Medical Visits		0%	2	0.00
Early EPSDT Dental Visits		50%	2	1.00
Permanency Contacts		0%	5	0.00
Additional Academic Supports		64%	2	1.28
HS Grad/GED/Prof or Trade Certificate/College		N/A	10/5/5/1	
EYSS Agreement		Not Eligible	5	
Community Connections		0%	4	0.00
Active Agency Accreditation		0%	4	0.00
Staff Clinical Licensure		0%	5	0.00
Behavior Management (threshold = 0)		100%	4	4.00
<b>Incentives Total</b>	<b>8.21</b>			<b>6.28</b>
Maximum total combined incentive credit allowed is 10 points.			<b>Incentives Awarded</b>	<b>6.28</b>

\*Performance calculation descriptions can be found in the FY 2019 RBWO PBP Measurements and Standards Guide.

**Child Protective Services Investigations and Dispositions**

The following investigations data, which is not used for scoring but is considered significant to a provider's performance, is from Georgia SHINES and is not considered final or complete until the end of the fiscal year.

Total Reports:	0
Number Screened In:	0
Number Screened Out:	0
Number Substantiated:	0
Number Unsubstantiated:	0
Number Active CPS Investigations:	0



DHS, DFCS, Office of Provider Management

## Performance-Based Placement Measures

### RBWO Provider GA+SCORECARD - CCI

Report Quarter: Q3 FY2019



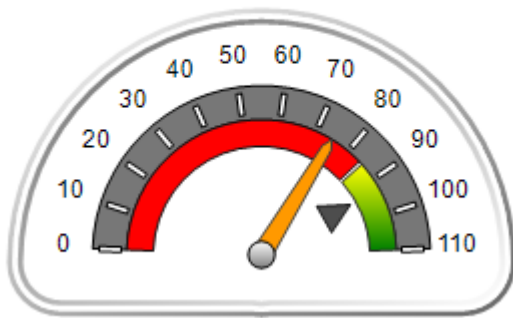
**Provider/Program Name: Turning Point Homes - Francois Cottage (829) - CCI**

3392 Wesley Chapel Rd, Decatur, GA 30034	Quarterly Scores (Grades)		Current Quarter Score (Grade)
Phone: 770-808-3714	Q1: 79.16 (C+)	Q2: 78.08 (C+)	<b>74.68%</b> <b>(C)</b>
Vendor ID# 35603	Q3: 74.68 (C)	Q4: N/A	
Program Census Information:	# Children in Care During Quarter: 7	# Placements During Quarter: 7	# Children in Care On Last Day: 3

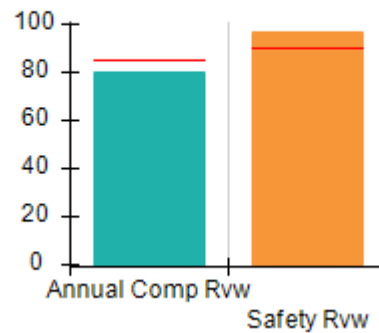
### Quarterly Provider Comparisons to All CCIs

▼ indicates average for all CCIs

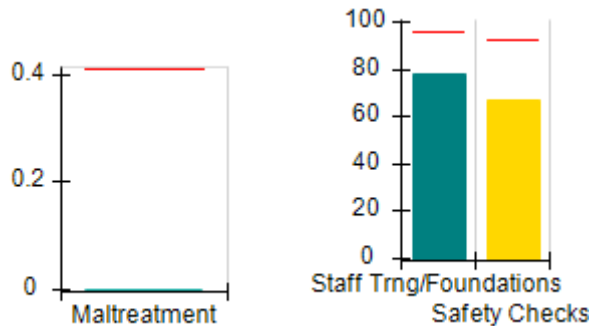
Overall Score (%)



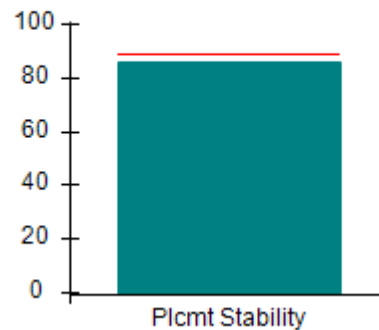
OPM Monitoring Reviews (%)



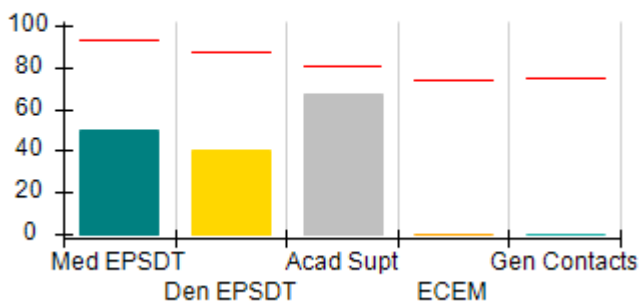
Safety Outcomes (%)



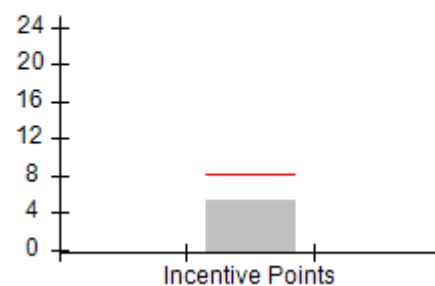
Permanency Outcomes (%)



Well-Being Outcomes (%)



Incentives Earned (Points)





DHS, DFCS, Office of Provider Management  
**Performance-Based Placement Measures**  
**RBWO Provider GA+SCORECARD - CCI**  
 Report Quarter: Q3 FY2019



**Provider/Program Name: Turning Point Homes - Francois Cottage (829) - CCI**

<b>3392 Wesley Chapel Rd, Decatur, GA 30034</b>	<b>Quarterly Scores (Grades)</b>		<b>Current Quarter Score (Grade)</b>
<b>Phone: 770-808-3714</b>	<b>Q1: 79.16 (C+)</b>	<b>Q2: 78.08 (C+)</b>	<b>74.68% (C)</b>
<b>Vendor ID# 35603</b>	<b>Q3: 74.68 (C)</b>	<b>Q4: N/A</b>	

Program Census Information:	# Children in Care During Quarter: 7	# Placements During Quarter: 7	# Children in Care On Last Day: 3
-----------------------------	--------------------------------------	--------------------------------	-----------------------------------

	<b>Avg Performance All CCIs (%)</b>	<b>Provider Performance (%)*</b>	<b>Possible Points (Weight)</b>	<b>Provider Points Earned</b>
--	-------------------------------------	----------------------------------	---------------------------------	-------------------------------

**OPM Monitoring Reviews**

Annual Comprehensive Reviews	85%	80%	25	19.93
Safety Reviews	90%	97%	15	14.56
<b>Monitoring Sub-Total</b>			<b>40</b>	<b>34.49</b>

**CCI Safety Outcomes**

Incidence of Maltreatment	0.41%	No Substantiated Reports	10	10.00
Staff Training/Foundations	96%	78%	5	3.90
Staff Safety Checks	92%	67%	5	3.35
<b>Safety Sub-Total</b>			<b>20</b>	<b>17.25</b>

**CCI Permanency Outcomes**

Placement Stability	89%	86%	15	12.90
<b>Permanency Sub-Total</b>			<b>15</b>	<b>12.90</b>

**CCI Well-Being Outcomes**

EPSDT Medical Visits	93%	50%	4	2.00
EPSDT Dental Visits	87%	40%	4	1.60
Academic Supports	81%	67%	3	2.01
Provider ECEM Visits	74%	0%	7	0.00
Provider General Contacts	75%	0%	7	0.00
Placements with Siblings	36%	Not Eligible	Not Scored	Not Scored
Placements within Legal County	14%	50%	Not Scored	Not Scored
<b>Well-Being Sub-Total</b>			<b>25</b>	<b>5.61</b>

\*Performance calculation descriptions can be found in the FY 2019 RBWO PBP Measurements and Standards Guide.

<b>Monitoring &amp; Outcomes: Possible Points = 100</b>		<b>Points Earned = 70.25</b>	
<b>Score Before Incentives Credit</b>			<b>70.25%</b>
<b>Incentives Awarded</b>			<b>5.34 pts</b>
<b>PBP Verification</b>			<b>-0.91 pts</b>
<b>Total Score</b>			<b>74.68%</b>



**DHS, DFCS, Office of Provider Management**  
**Performance-Based Placement Measures**  
**RBWO Provider GA+SCORECARD - CCI**  
**Report Quarter: Q3 FY2019**



**Provider/Program Name: Turning Point Homes - Francois Cottage (829) - CCI**

Program Census Information:		# Children in Care During Quarter: 7	# Placements During Quarter: 7	# Children in Care On Last Day: 3
CCI Incentive Credits	Avg Performance All CCIs (Points)	Provider Performance (%)*	Possible Points (Weight)	Provider Points Earned
Early EPSDT Medical Visits		0%	2	0.00
Early EPSDT Dental Visits		0%	2	0.00
Permanency Contacts		0%	5	0.00
Additional Academic Supports		67%	2	1.34
HS Grad/GED/Prof or Trade Certificate/College		N/A	10/5/5/1	
EYSS Agreement		Not Eligible	5	
Community Connections		0%	4	0.00
Active Agency Accreditation		0%	4	0.00
Staff Clinical Licensure		0%	5	0.00
Behavior Management (threshold = 0)		100%	4	4.00
<b>Incentives Total</b>	<b>8.21</b>			<b>5.34</b>
Maximum total combined incentive credit allowed is 10 points.			<b>Incentives Awarded</b>	<b>5.34</b>

\*Performance calculation descriptions can be found in the FY 2019 RBWO PBP Measurements and Standards Guide.

**Child Protective Services Investigations and Dispositions**

The following investigations data, which is not used for scoring but is considered significant to a provider's performance, is from Georgia SHINES and is not considered final or complete until the end of the fiscal year.

Total Reports:	0
Number Screened In:	0
Number Screened Out:	0
Number Substantiated:	0
Number Unsubstantiated:	0
Number Active CPS Investigations:	0



DHS, DFCS, Office of Provider Management

## Performance-Based Placement Measures

### RBWO Provider GA+SCORECARD - CCI

Report Quarter: Q3 FY2019



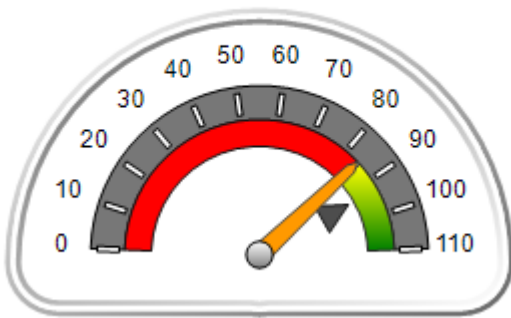
**Provider/Program Name: Turning Point Homes - Joshua Cottage I (830) - CCI**

672 Kenilworth Circle, Stone Mountain, GA 30083	Quarterly Scores (Grades)		Current Quarter Score (Grade)
Phone: 770-808-3714	Q1: 85.99 (B)	Q2: 72.88 (C-)	<b>84.24% (B)</b>
Vendor ID# 35602	Q3: 84.24 (B)	Q4: N/A	
Program Census Information:	# Children in Care During Quarter: 7	# Placements During Quarter: 7	# Children in Care On Last Day: 5

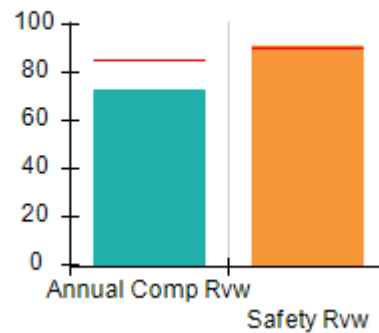
### Quarterly Provider Comparisons to All CCIs

▼ — indicates average for all CCIs

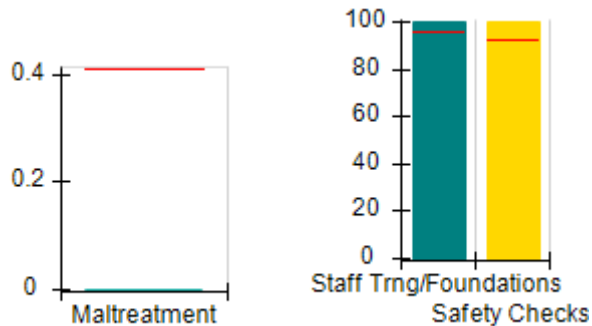
Overall Score (%)



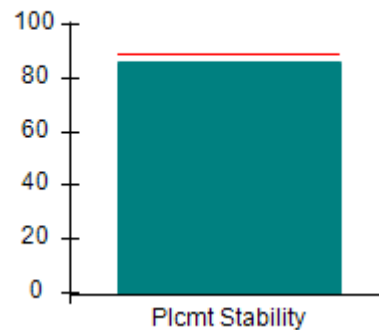
OPM Monitoring Reviews (%)



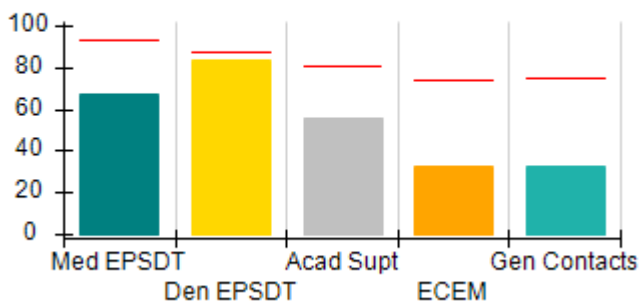
Safety Outcomes (%)



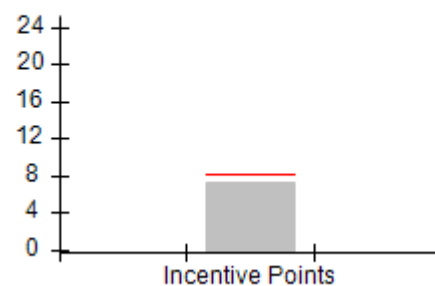
Permanency Outcomes (%)



Well-Being Outcomes (%)



Incentives Earned (Points)







DHS, DFCS, Office of Provider Management  
**Performance-Based Placement Measures**  
**RBWO Provider GA+SCORECARD - CCI**  
 Report Quarter: Q3 FY2019



Provider/Program Name: Turning Point Homes - Joshua Cottage I (830) - CCI				
672 Kenilworth Circle, Stone Mountain, GA 30083		Quarterly Scores (Grades)		Current Quarter Score (Grade)
Phone: 770-808-3714		Q1: 85.99 (B)	Q2: 72.88 (C-)	<b>84.24%</b> <b>(B)</b>
Vendor ID# 35602		Q3: 84.24 (B)	Q4: N/A	
Program Census Information:		# Children in Care During Quarter: 7	# Placements During Quarter: 7	# Children in Care On Last Day: 5
	Avg Performance All CCIs (%)	Provider Performance (%)*	Possible Points (Weight)	Provider Points Earned
<b>OPM Monitoring Reviews</b>				
Annual Comprehensive Reviews	85%	72%	25	18.12
Safety Reviews	90%	91%	15	13.64
<b>Monitoring Sub-Total</b>			<b>40</b>	<b>31.76</b>
<b>CCI Safety Outcomes</b>				
Incidence of Maltreatment	0.41%	No Substantiated Reports	10	10.00
Staff Training/Foundations	96%	100%	5	5.00
Staff Safety Checks	92%	100%	5	5.00
<b>Safety Sub-Total</b>			<b>20</b>	<b>20.00</b>
<b>CCI Permanency Outcomes</b>				
Placement Stability	89%	86%	15	12.90
<b>Permanency Sub-Total</b>			<b>15</b>	<b>12.90</b>
<b>CCI Well-Being Outcomes</b>				
EPSDT Medical Visits	93%	67%	4	2.68
EPSDT Dental Visits	87%	83%	4	3.32
Academic Supports	81%	56%	3	1.68
Provider ECEM Visits	74%	33%	7	2.31
Provider General Contacts	75%	33%	7	2.31
Placements with Siblings	36%	0%	Not Scored	Not Scored
Placements within Legal County	14%	100%	Not Scored	Not Scored
<b>Well-Being Sub-Total</b>			<b>25</b>	<b>12.30</b>
*Performance calculation descriptions can be found in the FY 2019 RBWO PBP Measurements and Standards Guide.				

<b>Monitoring &amp; Outcomes: Possible Points = 100</b>		<b>Points Earned = 76.96</b>	
<b>Score Before Incentives Credit</b>			<b>76.96%</b>
<b>Incentives Awarded</b>			<b>7.28 pts</b>
<b>PBP Verification</b>			<b>0.00 pts</b>
<b>Total Score</b>			<b>84.24%</b>



**DHS, DFCS, Office of Provider Management**  
**Performance-Based Placement Measures**  
**RBWO Provider GA+SCORECARD - CCI**  
**Report Quarter: Q3 FY2019**



**Provider/Program Name: Turning Point Homes - Joshua Cottage I (830) - CCI**

Program Census Information:		# Children in Care During Quarter: 7	# Placements During Quarter: 7	# Children in Care On Last Day: 5
CCI Incentive Credits	Avg Performance All CCIs (Points)	Provider Performance (%)*	Possible Points (Weight)	Provider Points Earned
Early EPSDT Medical Visits		33%	2	0.66
Early EPSDT Dental Visits		75%	2	1.50
Permanency Contacts		0%	5	0.00
Additional Academic Supports		56%	2	1.12
HS Grad/GED/Prof or Trade Certificate/College		N/A	10/5/5/1	
EYSS Agreement		Not Eligible	5	
Community Connections		0%	4	0.00
Active Agency Accreditation		0%	4	0.00
Staff Clinical Licensure		0%	5	0.00
Behavior Management (threshold = 0)		100%	4	4.00
<b>Incentives Total</b>	<b>8.21</b>			<b>7.28</b>
Maximum total combined incentive credit allowed is 10 points.			<b>Incentives Awarded</b>	<b>7.28</b>

\*Performance calculation descriptions can be found in the FY 2019 RBWO PBP Measurements and Standards Guide.

**Child Protective Services Investigations and Dispositions**

The following investigations data, which is not used for scoring but is considered significant to a provider's performance, is from Georgia SHINES and is not considered final or complete until the end of the fiscal year.

Total Reports:	0
Number Screened In:	0
Number Screened Out:	0
Number Substantiated:	0
Number Unsubstantiated:	0
Number Active CPS Investigations:	0



DHS, DFCS, Office of Provider Management

## Performance-Based Placement Measures

### RBWO Provider GA+SCORECARD - CCI

Report Quarter: Q3 FY2019



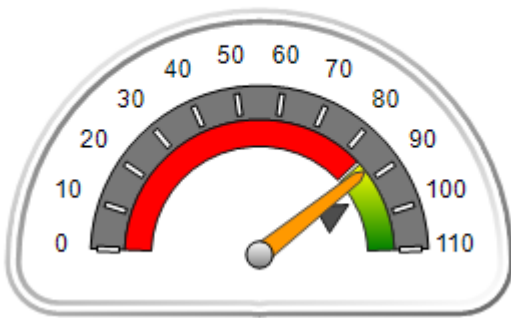
**Provider/Program Name: Turning Point Homes - Turning Point Cottage (833) - CCI**

3396 Wesley Chapel Rd, Decatur, GA 30034	Quarterly Scores (Grades)		Current Quarter Score (Grade)
Phone: 770-808-3714	Q1: 81.22 (B-)	Q2: 75.65 (C)	<b>87.31% (B+)</b>
Vendor ID# 35604	Q3: 87.31 (B+)	Q4: N/A	
Program Census Information:	# Children in Care During Quarter: 6	# Placements During Quarter: 6	# Children in Care On Last Day: 5

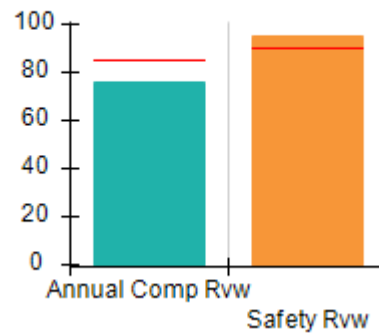
### Quarterly Provider Comparisons to All CCIs

▼ — indicates average for all CCIs

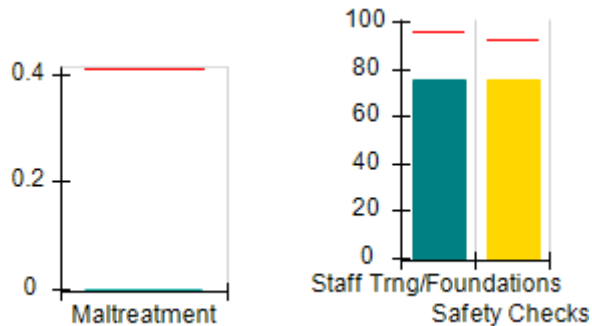
Overall Score (%)



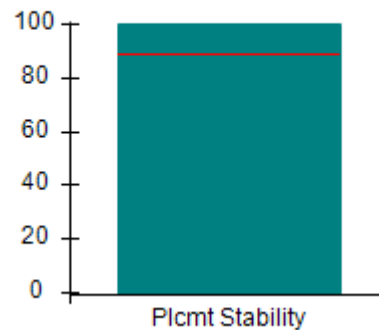
OPM Monitoring Reviews (%)



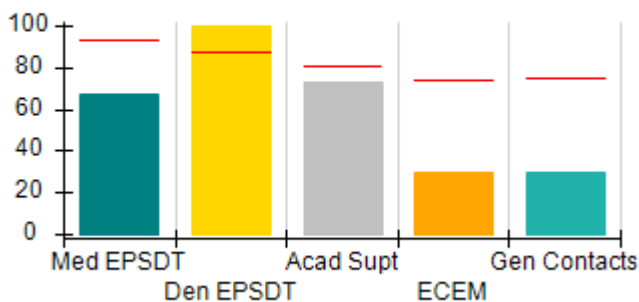
Safety Outcomes (%)



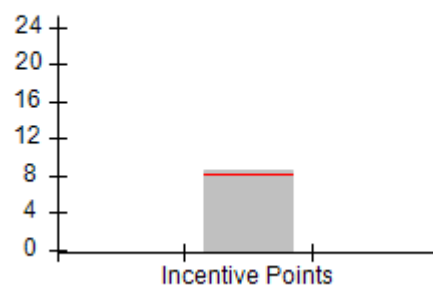
Permanency Outcomes (%)



Well-Being Outcomes (%)



Incentives Earned (Points)





DHS, DFCS, Office of Provider Management  
**Performance-Based Placement Measures**  
**RBWO Provider GA+SCORECARD - CCI**  
 Report Quarter: Q3 FY2019



<b>Provider/Program Name: Turning Point Homes - Turning Point Cottage (833) - CCI</b>				
<b>3396 Wesley Chapel Rd, Decatur, GA 30034</b>		<b>Quarterly Scores (Grades)</b>		<b>Current Quarter Score (Grade)</b>
<b>Phone: 770-808-3714</b>		<b>Q1: 81.22 (B-)</b>	<b>Q2: 75.65 (C)</b>	<b>87.31% (B+)</b>
<b>Vendor ID# 35604</b>		<b>Q3: 87.31 (B+)</b>	<b>Q4: N/A</b>	
Program Census Information:		# Children in Care During Quarter: 6	# Placements During Quarter: 6	# Children in Care On Last Day: 5
	<b>Avg Performance All CCIs (%)</b>	<b>Provider Performance (%)*</b>	<b>Possible Points (Weight)</b>	<b>Provider Points Earned</b>
<b>OPM Monitoring Reviews</b>				
Annual Comprehensive Reviews	85%	76%	25	19.03
Safety Reviews	90%	95%	15	14.25
<b>Monitoring Sub-Total</b>			<b>40</b>	<b>33.28</b>
<b>CCI Safety Outcomes</b>				
Incidence of Maltreatment	0.41%	No Substantiated Reports	10	10.00
Staff Training/Foundations	96%	75%	5	3.75
Staff Safety Checks	92%	75%	5	3.75
<b>Safety Sub-Total</b>			<b>20</b>	<b>17.50</b>
<b>CCI Permanency Outcomes</b>				
Placement Stability	89%	100%	15	15.00
<b>Permanency Sub-Total</b>			<b>15</b>	<b>15.00</b>
<b>CCI Well-Being Outcomes</b>				
EPSDT Medical Visits	93%	67%	4	2.68
EPSDT Dental Visits	87%	100%	4	4.00
Academic Supports	81%	73%	3	2.19
Provider ECEM Visits	74%	30%	7	2.10
Provider General Contacts	75%	30%	7	2.10
Placements with Siblings	36%	Not Eligible	Not Scored	Not Scored
Placements within Legal County	14%	100%	Not Scored	Not Scored
<b>Well-Being Sub-Total</b>			<b>25</b>	<b>13.07</b>
*Performance calculation descriptions can be found in the FY 2019 RBWO PBP Measurements and Standards Guide.				

<b>Monitoring &amp; Outcomes: Possible Points = 100</b>		<b>Points Earned = 78.85</b>	
<b>Score Before Incentives Credit</b>			<b>78.85%</b>
<b>Incentives Awarded</b>			<b>8.46 pts</b>
<b>PBP Verification</b>			<b>0.00 pts</b>
<b>Total Score</b>			<b>87.31%</b>



DHS, DFCS, Office of Provider Management  
**Performance-Based Placement Measures**  
**RBWO Provider GA+SCORECARD - CCI**  
Report Quarter: Q3 FY2019



**Provider/Program Name: Turning Point Homes - Turning Point Cottage (833) - CCI**

Program Census Information:		# Children in Care During Quarter: 6	# Placements During Quarter: 6	# Children in Care On Last Day: 5
CCI Incentive Credits	Avg Performance All CCIs (Points)	Provider Performance (%)*	Possible Points (Weight)	Provider Points Earned
Early EPSDT Medical Visits		50%	2	1.00
Early EPSDT Dental Visits		100%	2	2.00
Permanency Contacts		0%	5	0.00
Additional Academic Supports		73%	2	1.46
HS Grad/GED/Prof or Trade Certificate/College		N/A	10/5/5/1	
EYSS Agreement		Not Eligible	5	
Community Connections		0%	4	0.00
Active Agency Accreditation		0%	4	0.00
Staff Clinical Licensure		0%	5	0.00
Behavior Management (threshold = 0)		100%	4	4.00
<b>Incentives Total</b>	<b>8.21</b>			<b>8.46</b>
Maximum total combined incentive credit allowed is 10 points.			<b>Incentives Awarded</b>	<b>8.46</b>

\*Performance calculation descriptions can be found in the FY 2019 RBWO PBP Measurements and Standards Guide.

**Child Protective Services Investigations and Dispositions**

The following investigations data, which is not used for scoring but is considered significant to a provider's performance, is from Georgia SHINES and is not considered final or complete until the end of the fiscal year.

Total Reports:	0
Number Screened In:	0
Number Screened Out:	0
Number Substantiated:	0
Number Unsubstantiated:	0
Number Active CPS Investigations:	0



# Performance-Based Placement Measures

## RBWO Provider GA+SCORECARD - CCI

Report Quarter: Q3 FY2019

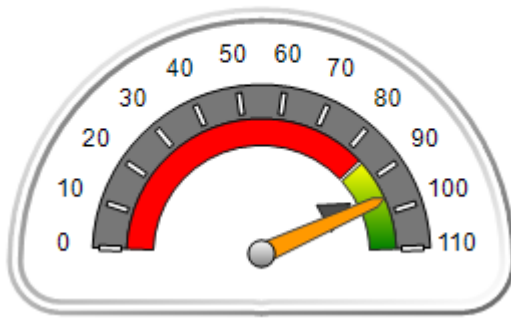
**Provider/Program Name: Twin Cedars Youth Services - (dba Georgia Industrial Children's Home) (4340) - CCI**

4690 N. Mumford Rd., Macon, GA 31204	Quarterly Scores (Grades)		Current Quarter Score (Grade)
Phone: 478-474-8220	Q1: 98.15 (A+)	Q2: 90.26 (A-)	<b>96.14%</b> <b>(A)</b>
Vendor ID# 78675	Q3: 96.14 (A)	Q4: N/A	
Program Census Information:	# Children in Care During Quarter: 46	# Placements During Quarter: 46	# Children in Care On Last Day: 29

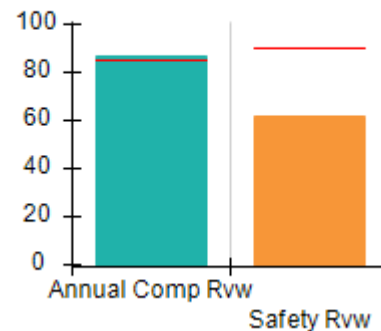
### Quarterly Provider Comparisons to All CCIs

indicates average for all CCIs

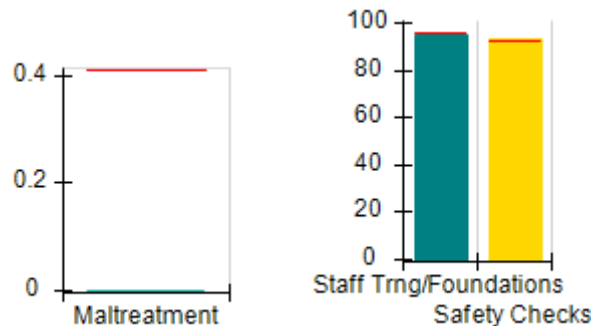
Overall Score (%)



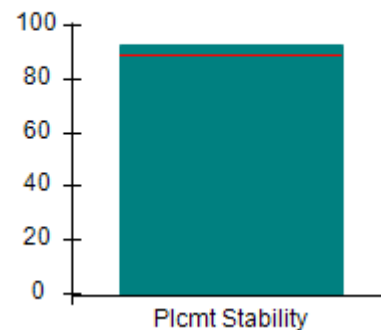
OPM Monitoring Reviews (%)



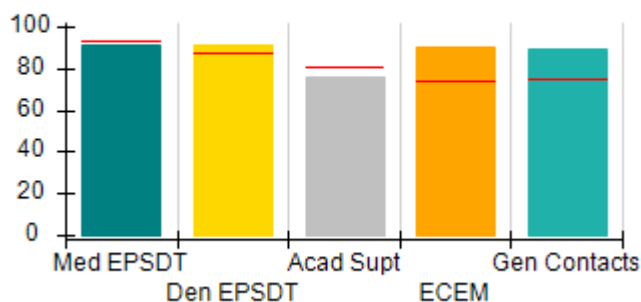
Safety Outcomes (%)



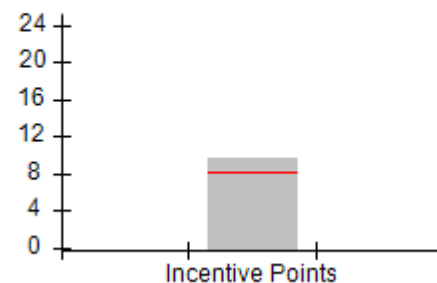
Permanency Outcomes (%)



Well-Being Outcomes (%)



Incentives Earned (Points)





# Performance-Based Placement Measures RBWO Provider GA+SCORECARD - CCI

Report Quarter: Q3 FY2019

<b>Provider/Program Name: Twin Cedars Youth Services - (dba Georgia Industrial Children's Home) (4340) - CCI</b>				
<b>4690 N. Mumford Rd., Macon, GA 31204</b>		<b>Quarterly Scores (Grades)</b>		<b>Current Quarter Score (Grade)</b>
<b>Phone: 478-474-8220</b>		<b>Q1: 98.15 (A+)</b>	<b>Q2: 90.26 (A-)</b>	<b>96.14% (A)</b>
<b>Vendor ID# 78675</b>		<b>Q3: 96.14 (A)</b>	<b>Q4: N/A</b>	
Program Census Information:		# Children in Care During Quarter: 46	# Placements During Quarter: 46	# Children in Care On Last Day: 29
	<b>Avg Performance All CCIs (%)</b>	<b>Provider Performance (%)*</b>	<b>Possible Points (Weight)</b>	<b>Provider Points Earned</b>
<b>OPM Monitoring Reviews</b>				
Annual Comprehensive Reviews	85%	87%	25	21.81
Safety Reviews	90%	61%	15	9.21
<b>Monitoring Sub-Total</b>			<b>40</b>	<b>31.02</b>
<b>CCI Safety Outcomes</b>				
Incidence of Maltreatment	0.41%	No Substantiated Reports	10	10.00
Staff Training/Foundations	96%	95%	5	4.75
Staff Safety Checks	92%	93%	5	4.65
<b>Safety Sub-Total</b>			<b>20</b>	<b>19.40</b>
<b>CCI Permanency Outcomes</b>				
Placement Stability	89%	93%	15	13.95
<b>Permanency Sub-Total</b>			<b>15</b>	<b>13.95</b>
<b>CCI Well-Being Outcomes</b>				
EPSDT Medical Visits	93%	91%	4	3.64
EPSDT Dental Visits	87%	91%	4	3.64
Academic Supports	81%	76%	3	2.28
Provider ECEM Visits	74%	90%	7	6.30
Provider General Contacts	75%	89%	7	6.23
Placements with Siblings	36%	27%	Not Scored	Not Scored
Placements within Legal County	14%	7%	Not Scored	Not Scored
<b>Well-Being Sub-Total</b>			<b>25</b>	<b>22.09</b>
*Performance calculation descriptions can be found in the FY 2019 RBWO PBP Measurements and Standards Guide.				

<b>Monitoring &amp; Outcomes: Possible Points = 100</b>	<b>Points Earned = 86.46</b>
<b>Score Before Incentives Credit</b>	<b>86.46%</b>
<b>Incentives Awarded</b>	<b>9.68 pts</b>
<b>PBP Verification</b>	<b>0.00 pts</b>
<b>Total Score</b>	<b>96.14%</b>



**DHS, DFCS, Office of Provider Management**  
**Performance-Based Placement Measures**  
**RBWO Provider GA+SCORECARD - CCI**



**Report Quarter: Q3 FY2019**

**Provider/Program Name: Twin Cedars Youth Services - (dba Georgia Industrial Children's Home) (4340) - CCI**

Program Census Information:		# Children in Care During Quarter: 46	# Placements During Quarter: 46	# Children in Care On Last Day: 29
CCI Incentive Credits	Avg Performance All CCIs (Points)	Provider Performance (%)*	Possible Points (Weight)	Provider Points Earned
Early EPSDT Medical Visits		67%	2	1.34
Early EPSDT Dental Visits		73%	2	1.46
Permanency Contacts		0%	5	0.00
Additional Academic Supports		44%	2	0.88
HS Grad/GED/Prof or Trade Certificate/College		N/A	10/5/5/1	
EYSS Agreement		Not Eligible	5	
Community Connections		0%	4	0.00
Active Agency Accreditation		50%	4	2.00
Staff Clinical Licensure		0%	5	0.00
Behavior Management (threshold = 0)		100%	4	4.00
<b>Incentives Total</b>	<b>8.21</b>			<b>9.68</b>
Maximum total combined incentive credit allowed is 10 points.			<b>Incentives Awarded</b>	<b>9.68</b>

\*Performance calculation descriptions can be found in the FY 2019 RBWO PBP Measurements and Standards Guide.

**Child Protective Services Investigations and Dispositions**

The following investigations data, which is not used for scoring but is considered significant to a provider's performance, is from Georgia SHINES and is not considered final or complete until the end of the fiscal year.

Total Reports:	0	
Number Screened In:	0	
Number Screened Out:	0	
Number Substantiated:	0	
Number Unsubstantiated:	0	
Number Active CPS Investigations:	0	





DHS, DFCS, Office of Provider Management  
**Performance-Based Placement Measures**  
**RBWO Provider GA+SCORECARD - CCI**



Report Quarter: Q3 FY2019

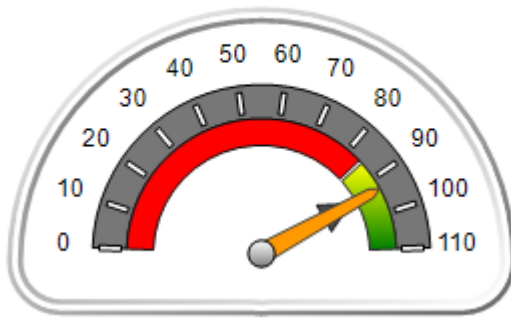
**Provider/Program Name: Twin Cedars Youth Services - Anne Elizabeth Shepherd (835) - CCI**

751 Double Churches Rd., Columbus, GA 31904	Quarterly Scores (Grades)		Current Quarter Score (Grade)
Phone: 706-322-8984	Q1: 88.66 (B+)	Q2: 94.90 (A)	<b>93.30%</b> <b>(A-)</b>
Vendor ID# 35615	Q3: 93.30 (A-)	Q4: N/A	
Program Census Information:	# Children in Care During Quarter: 19	# Placements During Quarter: 19	# Children in Care On Last Day: 13

**Quarterly Provider Comparisons to All CCIs**

▼ — indicates average for all CCIs

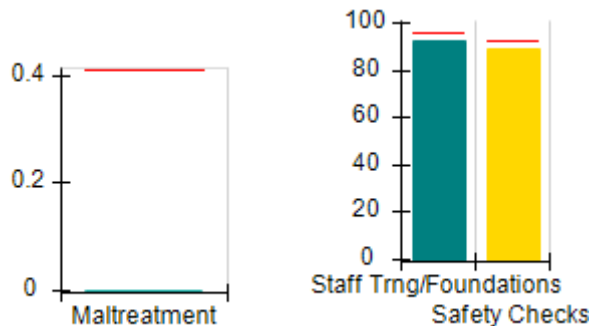
Overall Score (%)



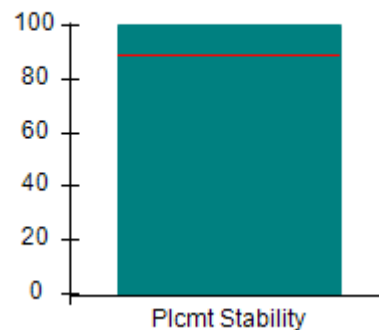
OPM Monitoring Reviews (%)



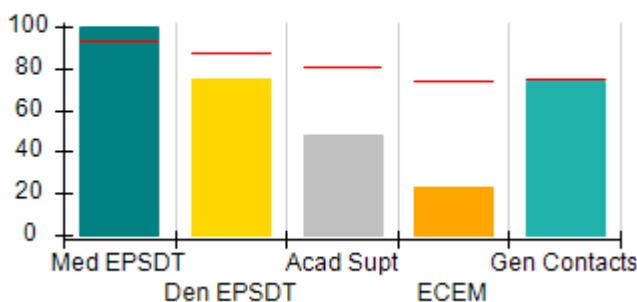
Safety Outcomes (%)



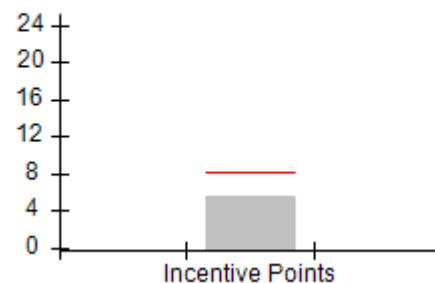
Permanency Outcomes (%)



Well-Being Outcomes (%)



Incentives Earned (Points)





# Performance-Based Placement Measures

## RBWO Provider GA+SCORECARD - CCI

Report Quarter: Q3 FY2019

**Provider/Program Name: Twin Cedars Youth Services - Anne Elizabeth Shepherd (835) - CCI**

751 Double Churches Rd., Columbus, GA 31904	Quarterly Scores (Grades)		Current Quarter Score (Grade)
Phone: 706-322-8984	Q1: 88.66 (B+)	Q2: 94.90 (A)	<b>93.30%</b> <b>(A-)</b>
Vendor ID# 35615	Q3: 93.30 (A-)	Q4: N/A	

Program Census Information:	# Children in Care During Quarter: 19	# Placements During Quarter: 19	# Children in Care On Last Day: 13
-----------------------------	---------------------------------------	---------------------------------	------------------------------------

	Avg Performance All CCIs (%)	Provider Performance (%)*	Possible Points (Weight)	Provider Points Earned
--	------------------------------	---------------------------	--------------------------	------------------------

**OPM Monitoring Reviews**

Annual Comprehensive Reviews	85%	97%	25	24.31
Safety Reviews	90%	95%	15	14.25
<b>Monitoring Sub-Total</b>			<b>40</b>	<b>38.56</b>

**CCI Safety Outcomes**

Incidence of Maltreatment	0.41%	No Substantiated Reports	10	10.00
Staff Training/Foundations	96%	92%	5	4.60
Staff Safety Checks	92%	89%	5	4.45
<b>Safety Sub-Total</b>			<b>20</b>	<b>19.05</b>

**CCI Permanency Outcomes**

Placement Stability	89%	100%	15	15.00
<b>Permanency Sub-Total</b>			<b>15</b>	<b>15.00</b>

**CCI Well-Being Outcomes**

EPSDT Medical Visits	93%	100%	4	4.00
EPSDT Dental Visits	87%	75%	4	3.00
Academic Supports	81%	48%	3	1.44
Provider ECEM Visits	74%	23%	7	1.61
Provider General Contacts	75%	74%	7	5.18
Placements with Siblings	36%	0%	Not Scored	Not Scored
Placements within Legal County	14%	0%	Not Scored	Not Scored
<b>Well-Being Sub-Total</b>			<b>25</b>	<b>15.23</b>

\*Performance calculation descriptions can be found in the FY 2019 RBWO PBP Measurements and Standards Guide.

<b>Monitoring &amp; Outcomes: Possible Points = 100</b>	<b>Points Earned = 87.84</b>
<b>Score Before Incentives Credit</b>	<b>87.84%</b>
<b>Incentives Awarded</b>	<b>5.46 pts</b>
<b>PBP Verification</b>	<b>N/A pts</b>
<b>Total Score</b>	<b>93.30%</b>



**DHS, DFCS, Office of Provider Management**  
**Performance-Based Placement Measures**  
**RBWO Provider GA+SCORECARD - CCI**



**Report Quarter: Q3 FY2019**

**Provider/Program Name: Twin Cedars Youth Services - Anne Elizabeth Shepherd (835) - CCI**

Program Census Information:		# Children in Care During Quarter: 19	# Placements During Quarter: 19	# Children in Care On Last Day: 13
CCI Incentive Credits	Avg Performance All CCIs (Points)	Provider Performance (%)*	Possible Points (Weight)	Provider Points Earned
Early EPSDT Medical Visits		100%	2	2.00
Early EPSDT Dental Visits		56%	2	1.12
Permanency Contacts		0%	5	0.00
Additional Academic Supports		17%	2	0.34
HS Grad/GED/Prof or Trade Certificate/College		N/A	10/5/5/1	
EYSS Agreement		Not Eligible	5	
Community Connections		0%	4	0.00
Active Agency Accreditation		50%	4	2.00
Staff Clinical Licensure		0%	5	0.00
Behavior Management (threshold = 0)		0%	4	0.00
<b>Incentives Total</b>	<b>8.21</b>			<b>5.46</b>
Maximum total combined incentive credit allowed is 10 points.			<b>Incentives Awarded</b>	<b>5.46</b>

\*Performance calculation descriptions can be found in the FY 2019 RBWO PBP Measurements and Standards Guide.

**Child Protective Services Investigations and Dispositions**

The following investigations data, which is not used for scoring but is considered significant to a provider's performance, is from Georgia SHINES and is not considered final or complete until the end of the fiscal year.

Total Reports:	0
Number Screened In:	0
Number Screened Out:	0
Number Substantiated:	0
Number Unsubstantiated:	0
Number Active CPS Investigations:	0

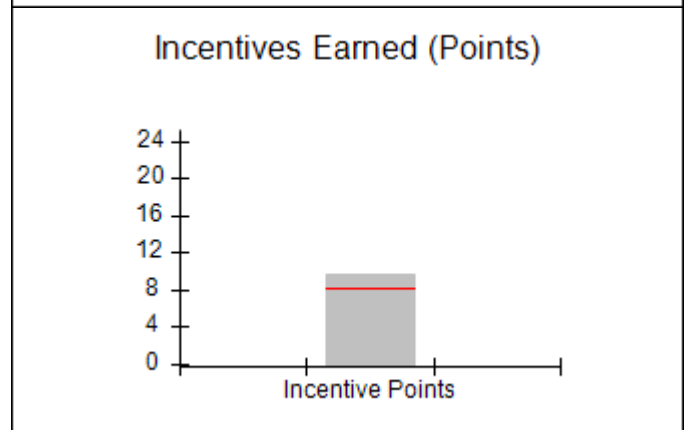
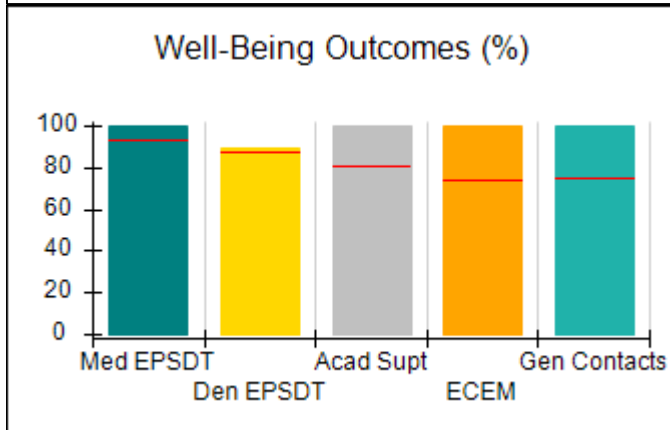
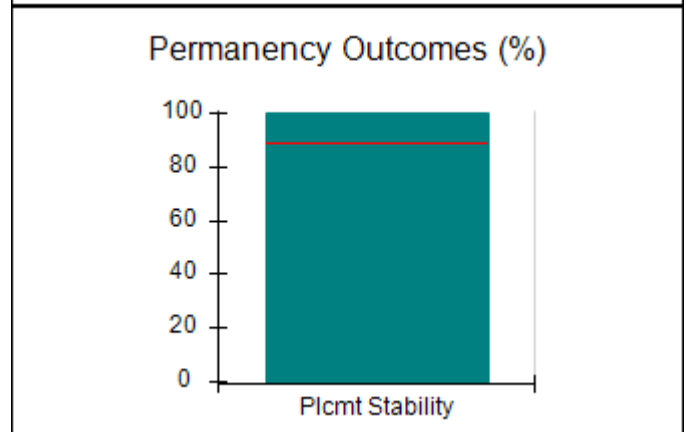
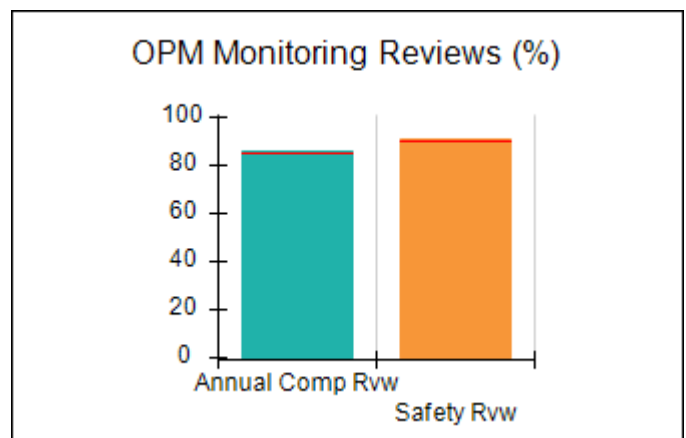
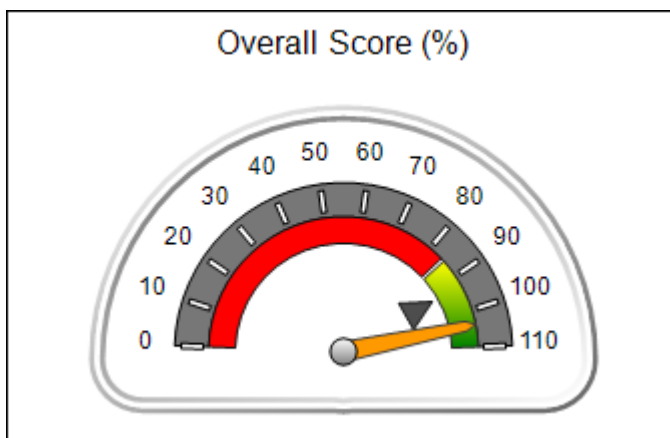


DHS, DFCS, Office of Provider Management  
**Performance-Based Placement Measures**  
**RBWO Provider GA+SCORECARD - CCI**  
 Report Quarter: Q3 FY2019



Provider/Program Name: Twin Cedars Youth Services - Bradfield Center (846) - CCI			
1022 East Depot St., LaGrange, GA 30240	Quarterly Scores (Grades)		Current Quarter Score (Grade)
Phone: 706-884-1717	Q1: 101.00 (A+)	Q2: 100.27 (A+)	<b>103.96%</b> <b>(A+)</b>
Vendor ID# 35610	Q3: 103.96 (A+)	Q4: N/A	
Program Census Information:	# Children in Care During Quarter: 12	# Placements During Quarter: 12	# Children in Care On Last Day: 9
Quarterly Provider Comparisons to All CCIs			

▼ — indicates average for all CCIs





DHS, DFCS, Office of Provider Management  
**Performance-Based Placement Measures**  
**RBWO Provider GA+SCORECARD - CCI**  
 Report Quarter: Q3 FY2019



Provider/Program Name: Twin Cedars Youth Services - Bradfield Center (846) - CCI				
1022 East Depot St., LaGrange, GA 30240		Quarterly Scores (Grades)		Current Quarter Score (Grade)
Phone: 706-884-1717		Q1: 101.00 (A+)	Q2: 100.27 (A+)	<b>103.96%</b> <b>(A+)</b>
Vendor ID# 35610		Q3: 103.96 (A+)	Q4: N/A	
Program Census Information:		# Children in Care During Quarter: 12	# Placements During Quarter: 12	# Children in Care On Last Day: 9
	Avg Performance All CCIs (%)	Provider Performance (%)*	Possible Points (Weight)	Provider Points Earned
<b>OPM Monitoring Reviews</b>				
Annual Comprehensive Reviews	85%	86%	25	21.46
Safety Reviews	90%	91%	15	13.70
<b>Monitoring Sub-Total</b>			<b>40</b>	<b>35.15</b>
<b>CCI Safety Outcomes</b>				
Incidence of Maltreatment	0.41%	No Substantiated Reports	10	10.00
Staff Training/Foundations	96%	100%	5	5.00
Staff Safety Checks	92%	93%	5	4.65
<b>Safety Sub-Total</b>			<b>20</b>	<b>19.65</b>
<b>CCI Permanency Outcomes</b>				
Placement Stability	89%	100%	15	15.00
<b>Permanency Sub-Total</b>			<b>15</b>	<b>15.00</b>
<b>CCI Well-Being Outcomes</b>				
EPSDT Medical Visits	93%	100%	4	4.00
EPSDT Dental Visits	87%	89%	4	3.56
Academic Supports	81%	100%	3	3.00
Provider ECEM Visits	74%	100%	7	7.00
Provider General Contacts	75%	100%	7	7.00
Placements with Siblings	36%	0%	Not Scored	Not Scored
Placements within Legal County	14%	0%	Not Scored	Not Scored
<b>Well-Being Sub-Total</b>			<b>25</b>	<b>24.56</b>
*Performance calculation descriptions can be found in the FY 2019 RBWO PBP Measurements and Standards Guide.				

Monitoring & Outcomes: Possible Points = 100		Points Earned = 94.36	
Score Before Incentives Credit		94.36%	
Incentives Awarded		9.60 pts	
PBP Verification		N/A pts	
Total Score		103.96%	



**DHS, DFCS, Office of Provider Management**  
**Performance-Based Placement Measures**  
**RBWO Provider GA+SCORECARD - CCI**  
**Report Quarter: Q3 FY2019**



**Provider/Program Name: Twin Cedars Youth Services - Bradfield Center (846) - CCI**

Program Census Information:		# Children in Care During Quarter: 12	# Placements During Quarter: 12	# Children in Care On Last Day: 9
CCI Incentive Credits	Avg Performance All CCIs (Points)	Provider Performance (%)*	Possible Points (Weight)	Provider Points Earned
Early EPSDT Medical Visits		Not Eligible	2	
Early EPSDT Dental Visits		80%	2	1.60
Permanency Contacts		None Planned	5	
Additional Academic Supports		0%	2	0.00
HS Grad/GED/Prof or Trade Certificate/College		N/A	10/5/5/1	
EYSS Agreement		Not Eligible	5	
Community Connections		0%	4	0.00
Active Agency Accreditation		100%	4	4.00
Staff Clinical Licensure		0%	5	0.00
Behavior Management (threshold = 0)		100%	4	4.00
<b>Incentives Total</b>	<b>8.21</b>			<b>9.60</b>
Maximum total combined incentive credit allowed is 10 points.			<b>Incentives Awarded</b>	<b>9.60</b>

\*Performance calculation descriptions can be found in the FY 2019 RBWO PBP Measurements and Standards Guide.

**Child Protective Services Investigations and Dispositions**

The following investigations data, which is not used for scoring but is considered significant to a provider's performance, is from Georgia SHINES and is not considered final or complete until the end of the fiscal year.

Total Reports:	0
Number Screened In:	0
Number Screened Out:	0
Number Substantiated:	0
Number Unsubstantiated:	0
Number Active CPS Investigations:	0



**DHS, DFCS, Office of Provider Management**  
**Performance-Based Placement Measures**  
**RBWO Provider GA+SCORECARD - CCI**  
**Report Quarter: Q3 FY2019**



Provider/Program Name: Twin Cedars Youth Services - Connections (837) - CCI			
1055 E. Depot Street, LaGrange, GA 30240	Quarterly Scores (Grades)		Current Quarter Score (Grade)
Phone: 706-884-1717	Q1: 93.80 (A-)	Q2: 97.76 (A+)	<b>98.89%</b> <b>(A+)</b>
Vendor ID# 35609	Q3: 98.89 (A+)	Q4: N/A	
Program Census Information:	# Children in Care During Quarter: 6	# Placements During Quarter: 6	# Children in Care On Last Day: 6
Quarterly Provider Comparisons to All CCIs			

▼ — indicates average for all CCIs





DHS, DFCS, Office of Provider Management  
**Performance-Based Placement Measures**  
**RBWO Provider GA+SCORECARD - CCI**  
 Report Quarter: Q3 FY2019



**Provider/Program Name: Twin Cedars Youth Services - Connections (837) - CCI**

1055 E. Depot Street, LaGrange, GA 30240	Quarterly Scores (Grades)		Current Quarter Score (Grade)
Phone: 706-884-1717	Q1: 93.80 (A-)	Q2: 97.76 (A+)	<b>98.89%</b> <b>(A+)</b>
Vendor ID# 35609	Q3: 98.89 (A+)	Q4: N/A	

Program Census Information:	# Children in Care During Quarter: 6	# Placements During Quarter: 6	# Children in Care On Last Day: 6
-----------------------------	--------------------------------------	--------------------------------	-----------------------------------

	Avg Performance All CCIs (%)	Provider Performance (%)*	Possible Points (Weight)	Provider Points Earned
--	------------------------------	---------------------------	--------------------------	------------------------

**OPM Monitoring Reviews**

Annual Comprehensive Reviews	85%	86%	25	21.42
Safety Reviews	90%	98%	15	14.75
<b>Monitoring Sub-Total</b>			<b>40</b>	<b>36.17</b>

**CCI Safety Outcomes**

Incidence of Maltreatment	0.41%	No Substantiated Reports	10	10.00
Staff Training/Foundations	96%	100%	5	5.00
Staff Safety Checks	92%	100%	5	5.00
<b>Safety Sub-Total</b>			<b>20</b>	<b>20.00</b>

**CCI Permanency Outcomes**

Placement Stability	89%	100%	15	15.00
<b>Permanency Sub-Total</b>			<b>15</b>	<b>15.00</b>

**CCI Well-Being Outcomes**

EPSDT Medical Visits	93%	100%	4	4.00
EPSDT Dental Visits	87%	83%	4	3.32
Academic Supports	81%	0%	3	0.00
Provider ECEM Visits	74%	94%	7	6.58
Provider General Contacts	75%	88%	7	6.16
Placements with Siblings	36%	33%	Not Scored	Not Scored
Placements within Legal County	14%	0%	Not Scored	Not Scored
<b>Well-Being Sub-Total</b>			<b>25</b>	<b>20.06</b>

\*Performance calculation descriptions can be found in the FY 2019 RBWO PBP Measurements and Standards Guide.

<b>Monitoring &amp; Outcomes: Possible Points = 100</b>	<b>Points Earned = 91.23</b>
<b>Score Before Incentives Credit</b>	<b>91.23%</b>
<b>Incentives Awarded</b>	<b>7.66 pts</b>
<b>PBP Verification</b>	<b>N/A pts</b>
<b>Total Score</b>	<b>98.89%</b>





**DHS, DFCS, Office of Provider Management**  
**Performance-Based Placement Measures**  
**RBWO Provider GA+SCORECARD - CCI**



**Report Quarter: Q3 FY2019**

**Provider/Program Name: Twin Cedars Youth Services - Connections (837) - CCI**

Program Census Information:		# Children in Care During Quarter: 6	# Placements During Quarter: 6	# Children in Care On Last Day: 6
CCI Incentive Credits	Avg Performance All CCIs (Points)	Provider Performance (%)*	Possible Points (Weight)	Provider Points Earned
Early EPSDT Medical Visits		50%	2	1.00
Early EPSDT Dental Visits		33%	2	0.66
Permanency Contacts		0%	5	0.00
Additional Academic Supports		0%	2	0.00
HS Grad/GED/Prof or Trade Certificate/College		N/A	10/5/5/1	
EYSS Agreement		Not Eligible	5	
Community Connections		0%	4	0.00
Active Agency Accreditation		50%	4	2.00
Staff Clinical Licensure		0%	5	0.00
Behavior Management (threshold = 0)		100%	4	4.00
<b>Incentives Total</b>	<b>8.21</b>			<b>7.66</b>
Maximum total combined incentive credit allowed is 10 points.			<b>Incentives Awarded</b>	<b>7.66</b>

\*Performance calculation descriptions can be found in the FY 2019 RBWO PBP Measurements and Standards Guide.

**Child Protective Services Investigations and Dispositions**

The following investigations data, which is not used for scoring but is considered significant to a provider's performance, is from Georgia SHINES and is not considered final or complete until the end of the fiscal year.

Total Reports:	0
Number Screened In:	0
Number Screened Out:	0
Number Substantiated:	0
Number Unsubstantiated:	0
Number Active CPS Investigations:	0

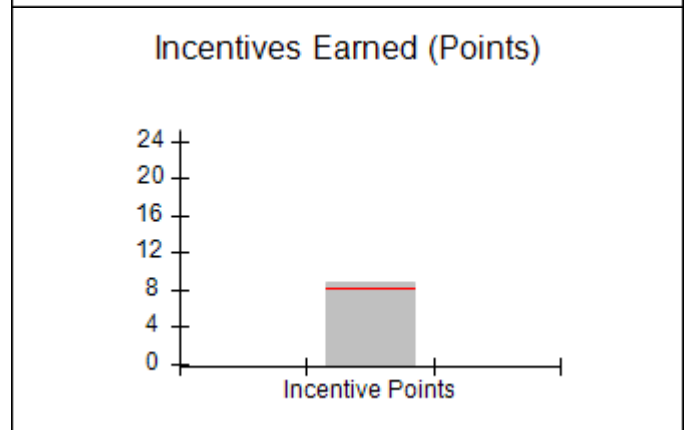
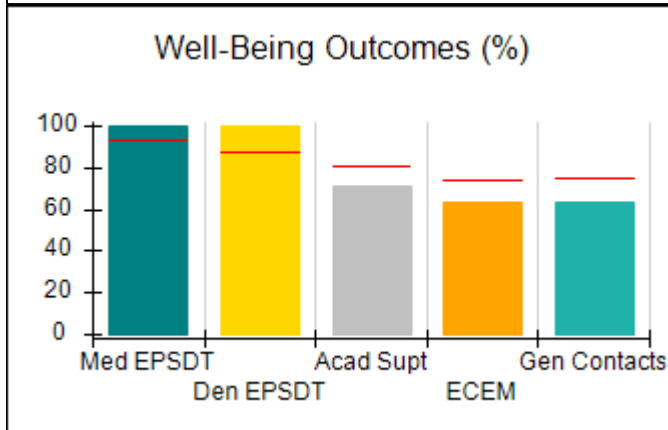
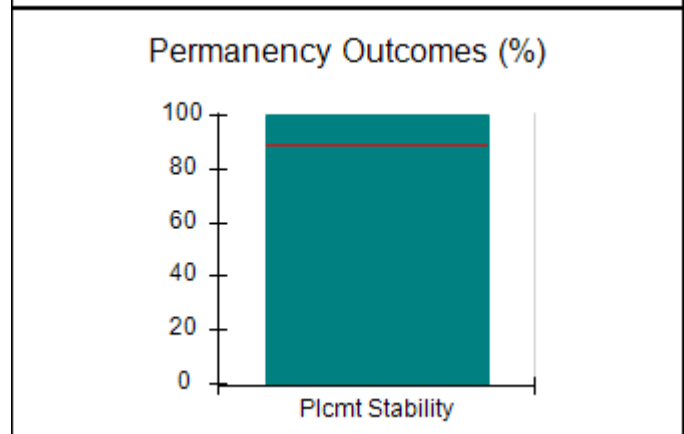
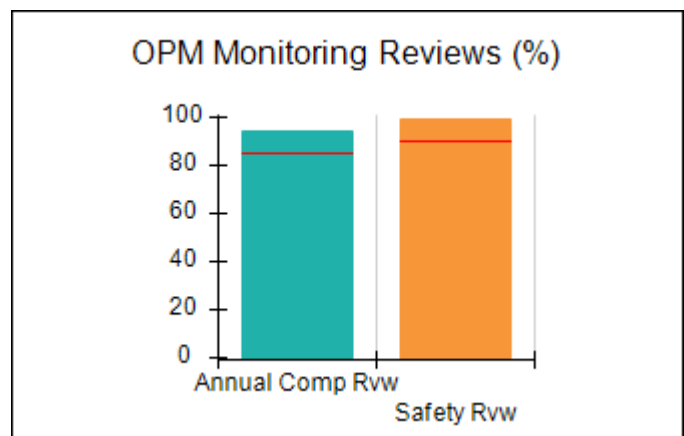
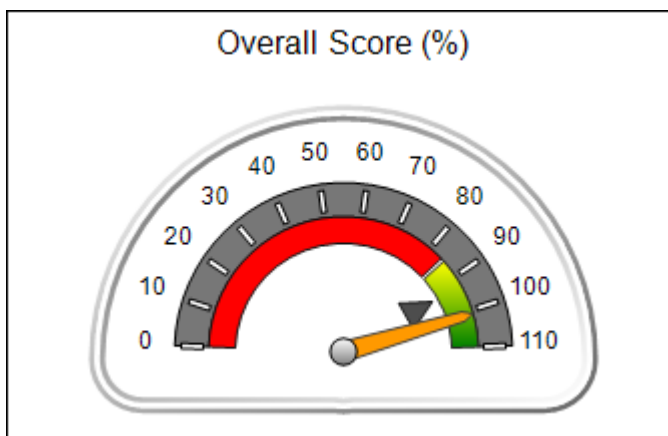


**DHS, DFCS, Office of Provider Management**  
**Performance-Based Placement Measures**  
**RBWO Provider GA+SCORECARD - CCI**  
**Report Quarter: Q3 FY2019**



Provider/Program Name: Twin Cedars Youth Services - Reality House (841) - CCI			
907 Double Churches Rd., Columbus, GA 31904	Quarterly Scores (Grades)		Current Quarter Score (Grade)
Phone: 706-322-8984	Q1: 94.37 (A)	Q2: 103.36 (A+)	<b>101.07%</b> <b>(A+)</b>
Vendor ID# 35621	Q3: 101.07 (A+)	Q4: N/A	
Program Census Information:	# Children in Care During Quarter: 3	# Placements During Quarter: 3	# Children in Care On Last Day: 3
Quarterly Provider Comparisons to All CCIs			

▼ — indicates average for all CCIs





DHS, DFCS, Office of Provider Management  
**Performance-Based Placement Measures**  
**RBWO Provider GA+SCORECARD - CCI**  
 Report Quarter: Q3 FY2019



<b>Provider/Program Name: Twin Cedars Youth Services - Reality House (841) - CCI</b>				
<b>907 Double Churches Rd., Columbus, GA 31904</b>		<b>Quarterly Scores (Grades)</b>		<b>Current Quarter Score (Grade)</b>
<b>Phone: 706-322-8984</b>		<b>Q1: 94.37 (A)</b>	<b>Q2: 103.36 (A+)</b>	<b>101.07% (A+)</b>
<b>Vendor ID# 35621</b>		<b>Q3: 101.07 (A+)</b>	<b>Q4: N/A</b>	
Program Census Information:		# Children in Care During Quarter: 3	# Placements During Quarter: 3	# Children in Care On Last Day: 3
	<b>Avg Performance All CCIs (%)</b>	<b>Provider Performance (%)*</b>	<b>Possible Points (Weight)</b>	<b>Provider Points Earned</b>
<b>OPM Monitoring Reviews</b>				
Annual Comprehensive Reviews	85%	94%	25	23.57
Safety Reviews	90%	99%	15	14.85
<b>Monitoring Sub-Total</b>			<b>40</b>	<b>38.42</b>
<b>CCI Safety Outcomes</b>				
Incidence of Maltreatment	0.41%	No Substantiated Reports	10	10.00
Staff Training/Foundations	96%	100%	5	5.00
Staff Safety Checks	92%	100%	5	5.00
<b>Safety Sub-Total</b>			<b>20</b>	<b>20.00</b>
<b>CCI Permanency Outcomes</b>				
Placement Stability	89%	100%	15	15.00
<b>Permanency Sub-Total</b>			<b>15</b>	<b>15.00</b>
<b>CCI Well-Being Outcomes</b>				
EPSDT Medical Visits	93%	100%	4	4.00
EPSDT Dental Visits	87%	100%	4	4.00
Academic Supports	81%	71%	3	2.13
Provider ECEM Visits	74%	63%	7	4.41
Provider General Contacts	75%	63%	7	4.41
Placements with Siblings	36%	Not Eligible	Not Scored	Not Scored
Placements within Legal County	14%	0%	Not Scored	Not Scored
<b>Well-Being Sub-Total</b>			<b>25</b>	<b>18.95</b>
*Performance calculation descriptions can be found in the FY 2019 RBWO PBP Measurements and Standards Guide.				

<b>Monitoring &amp; Outcomes: Possible Points = 100</b>		<b>Points Earned = 92.37</b>	
<b>Score Before Incentives Credit</b>			<b>92.37%</b>
<b>Incentives Awarded</b>			<b>8.70 pts</b>
<b>PBP Verification</b>			<b>N/A pts</b>
<b>Total Score</b>			<b>101.07%</b>



**DHS, DFCS, Office of Provider Management**  
**Performance-Based Placement Measures**  
**RBWO Provider GA+SCORECARD - CCI**  
**Report Quarter: Q3 FY2019**



**Provider/Program Name: Twin Cedars Youth Services - Reality House (841) - CCI**

Program Census Information:		# Children in Care During Quarter: 3	# Placements During Quarter: 3	# Children in Care On Last Day: 3
CCI Incentive Credits	Avg Performance All CCIs (Points)	Provider Performance (%)*	Possible Points (Weight)	Provider Points Earned
Early EPSDT Medical Visits		Not Eligible	2	
Early EPSDT Dental Visits		100%	2	2.00
Permanency Contacts		14%	5	0.70
Additional Academic Supports		0%	2	0.00
HS Grad/GED/Prof or Trade Certificate/College		N/A	10/5/5/1	
EYSS Agreement		0%	5	0.00
Community Connections		0%	4	0.00
Active Agency Accreditation		50%	4	2.00
Staff Clinical Licensure		0%	5	0.00
Behavior Management (threshold = 0)		100%	4	4.00
<b>Incentives Total</b>	<b>8.21</b>			<b>8.70</b>
Maximum total combined incentive credit allowed is 10 points.			<b>Incentives Awarded</b>	<b>8.70</b>

\*Performance calculation descriptions can be found in the FY 2019 RBWO PBP Measurements and Standards Guide.

**Child Protective Services Investigations and Dispositions**

The following investigations data, which is not used for scoring but is considered significant to a provider's performance, is from Georgia SHINES and is not considered final or complete until the end of the fiscal year.

Total Reports:	0
Number Screened In:	0
Number Screened Out:	0
Number Substantiated:	0
Number Unsubstantiated:	0
Number Active CPS Investigations:	0



**DHS, DFCS, Office of Provider Management**  
**Performance-Based Placement Measures**  
**RBWO Provider GA+SCORECARD - CCI**



**Report Quarter: Q3 FY2019**

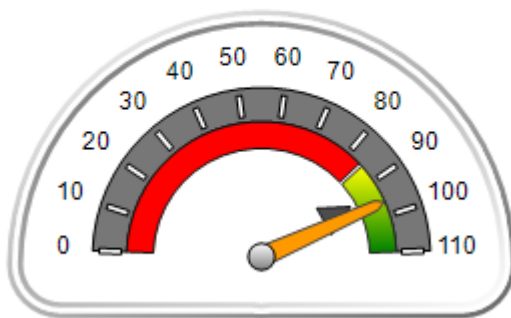
**Provider/Program Name: Vanessa's Place - (5162) - CCI**

655 Post Road Drive, Stone Mountain, GA 30088	Quarterly Scores (Grades)		Current Quarter Score (Grade)
Phone: 404-234-8512	Q1: 94.85 (A)	Q2: 98.68 (A+)	<b>96.22%</b> <b>(A)</b>
Vendor ID# 46470	Q3: 96.22 (A)	Q4: N/A	
Program Census Information:	# Children in Care During Quarter: 6	# Placements During Quarter: 6	# Children in Care On Last Day: 4

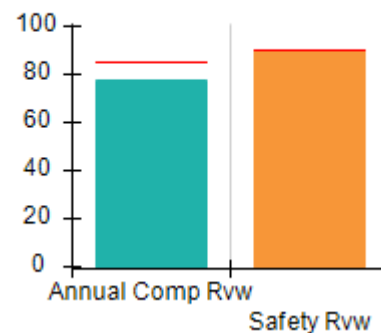
**Quarterly Provider Comparisons to All CCIs**

▼ — indicates average for all CCIs

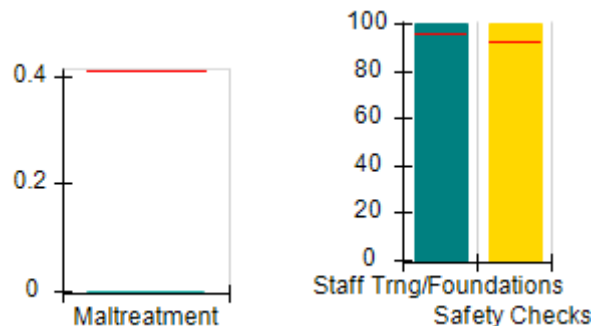
**Overall Score (%)**



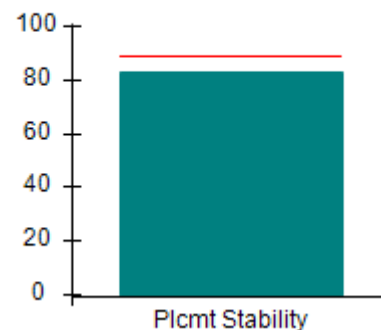
**OPM Monitoring Reviews (%)**



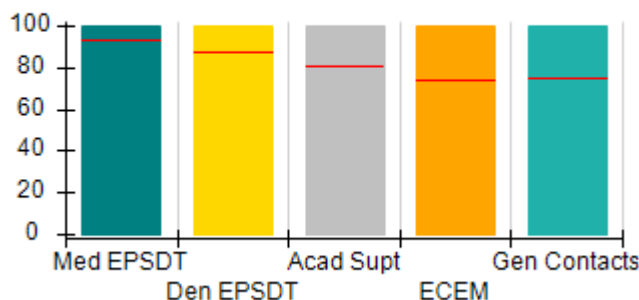
**Safety Outcomes (%)**



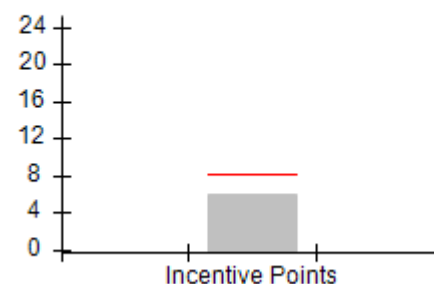
**Permanency Outcomes (%)**



**Well-Being Outcomes (%)**



**Incentives Earned (Points)**





DHS, DFCS, Office of Provider Management  
**Performance-Based Placement Measures**  
**RBWO Provider GA+SCORECARD - CCI**  
 Report Quarter: Q3 FY2019



<b>Provider/Program Name: Vanessa's Place - (5162) - CCI</b>				
655 Post Road Drive, Stone Mountain, GA 30088		Quarterly Scores (Grades)		Current Quarter Score (Grade)
Phone: 404-234-8512		Q1: 94.85 (A)	Q2: 98.68 (A+)	<b>96.22%</b> <b>(A)</b>
Vendor ID# 46470		Q3: 96.22 (A)	Q4: N/A	
Program Census Information:		# Children in Care During Quarter: 6	# Placements During Quarter: 6	# Children in Care On Last Day: 4
	Avg Performance All CCIs (%)	Provider Performance (%)*	Possible Points (Weight)	Provider Points Earned
<b>OPM Monitoring Reviews</b>				
Annual Comprehensive Reviews	85%	77%	25	19.30
Safety Reviews	90%	90%	15	13.47
<b>Monitoring Sub-Total</b>			<b>40</b>	<b>32.77</b>
<b>CCI Safety Outcomes</b>				
Incidence of Maltreatment	0.41%	No Substantiated Reports	10	10.00
Staff Training/Foundations	96%	100%	5	5.00
Staff Safety Checks	92%	100%	5	5.00
<b>Safety Sub-Total</b>			<b>20</b>	<b>20.00</b>
<b>CCI Permanency Outcomes</b>				
Placement Stability	89%	83%	15	12.45
<b>Permanency Sub-Total</b>			<b>15</b>	<b>12.45</b>
<b>CCI Well-Being Outcomes</b>				
EPSDT Medical Visits	93%	100%	4	4.00
EPSDT Dental Visits	87%	100%	4	4.00
Academic Supports	81%	100%	3	3.00
Provider ECEM Visits	74%	100%	7	7.00
Provider General Contacts	75%	100%	7	7.00
Placements with Siblings	36%	0%	Not Scored	Not Scored
Placements within Legal County	14%	0%	Not Scored	Not Scored
<b>Well-Being Sub-Total</b>			<b>25</b>	<b>25.00</b>
*Performance calculation descriptions can be found in the FY 2019 RBWO PBP Measurements and Standards Guide.				

<b>Monitoring &amp; Outcomes: Possible Points = 100</b>		<b>Points Earned = 90.22</b>	
<b>Score Before Incentives Credit</b>			<b>90.22%</b>
<b>Incentives Awarded</b>			<b>6.00 pts</b>
<b>PBP Verification</b>			<b>N/A pts</b>
<b>Total Score</b>			<b>96.22%</b>



**DHS, DFCS, Office of Provider Management**  
**Performance-Based Placement Measures**  
**RBWO Provider GA+SCORECARD - CCI**  
**Report Quarter: Q3 FY2019**



**Provider/Program Name: Vanessa's Place - (5162) - CCI**

Program Census Information:		# Children in Care During Quarter: 6	# Placements During Quarter: 6	# Children in Care On Last Day: 4
CCI Incentive Credits	Avg Performance All CCIs (Points)	Provider Performance (%)*	Possible Points (Weight)	Provider Points Earned
Early EPSDT Medical Visits		Not Eligible	2	
Early EPSDT Dental Visits		100%	2	2.00
Permanency Contacts		None Planned	5	
Additional Academic Supports		0%	2	0.00
HS Grad/GED/Prof or Trade Certificate/College		N/A	10/5/5/1	
EYSS Agreement		Not Eligible	5	
Community Connections		0%	4	0.00
Active Agency Accreditation		0%	4	0.00
Staff Clinical Licensure		0%	5	0.00
Behavior Management (threshold = 0)		100%	4	4.00
<b>Incentives Total</b>	<b>8.21</b>			<b>6.00</b>
Maximum total combined incentive credit allowed is 10 points.			<b>Incentives Awarded</b>	<b>6.00</b>

\*Performance calculation descriptions can be found in the FY 2019 RBWO PBP Measurements and Standards Guide.

**Child Protective Services Investigations and Dispositions**

The following investigations data, which is not used for scoring but is considered significant to a provider's performance, is from Georgia SHINES and is not considered final or complete until the end of the fiscal year.

Total Reports:	0
Number Screened In:	0
Number Screened Out:	0
Number Substantiated:	0
Number Unsubstantiated:	0
Number Active CPS Investigations:	0



**DHS, DFCS, Office of Provider Management**  
**Performance-Based Placement Measures**  
**RBWO Provider GA+SCORECARD - CCI**



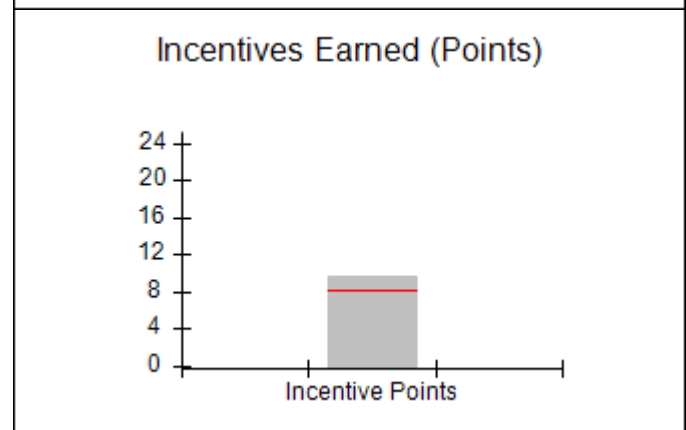
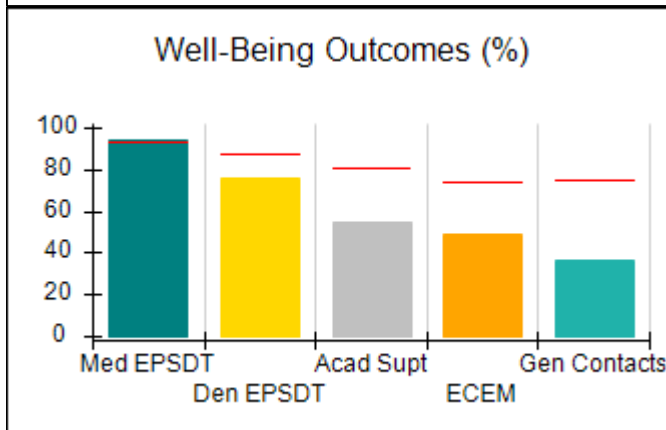
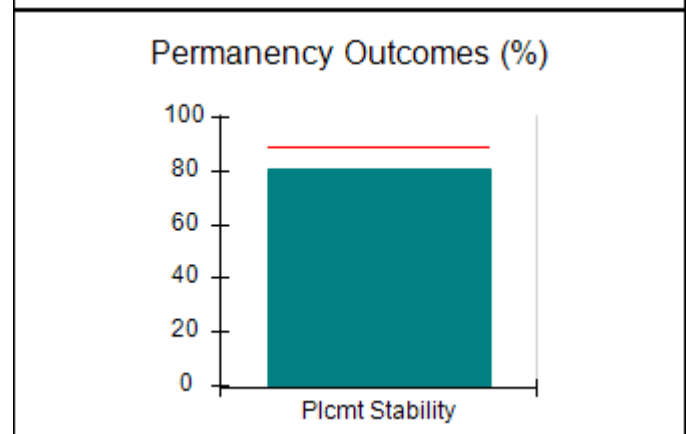
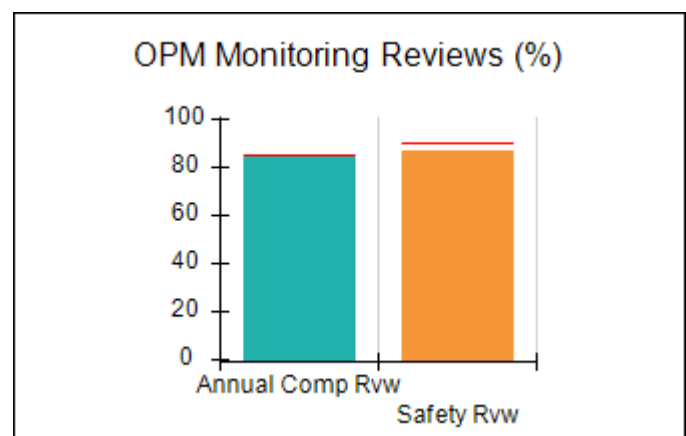
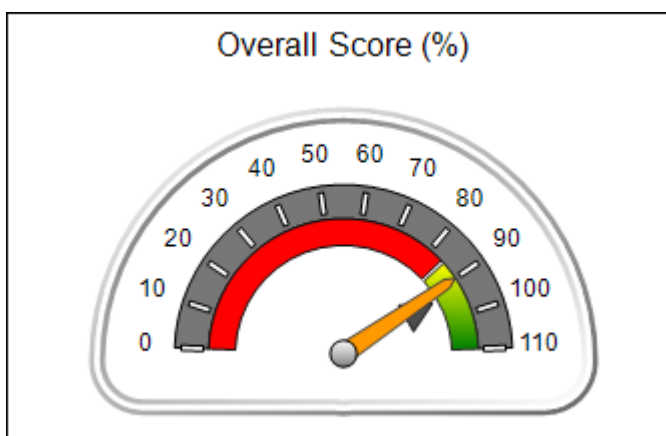
**Report Quarter: Q3 FY2019**

**Provider/Program Name: Vashti Center, The - (852) - CCI**

1815 E. Clay St., Thomasville, GA 31792	Quarterly Scores (Grades)		Current Quarter Score (Grade)
Phone: 229-226-4634	Q1: 93.39 (A-)	Q2: 92.16 (A-)	<b>89.98%</b> <b>(B+)</b>
Vendor ID# 35629	Q3: 89.98 (B+)	Q4: N/A	
Program Census Information:	# Children in Care During Quarter: 26	# Placements During Quarter: 26	# Children in Care On Last Day: 16

**Quarterly Provider Comparisons to All CCIs**

▼ — indicates average for all CCIs







DHS, DFCS, Office of Provider Management  
**Performance-Based Placement Measures**  
**RBWO Provider GA+SCORECARD - CCI**  
 Report Quarter: Q3 FY2019



<b>Provider/Program Name: Vashti Center, The - (852) - CCI</b>				
<b>1815 E. Clay St., Thomasville, GA 31792</b>		<b>Quarterly Scores (Grades)</b>		<b>Current Quarter Score (Grade)</b>
<b>Phone: 229-226-4634</b>		<b>Q1: 93.39 (A-)</b>	<b>Q2: 92.16 (A-)</b>	<b>89.98%</b> <b>(B+)</b>
<b>Vendor ID# 35629</b>		<b>Q3: 89.98 (B+)</b>	<b>Q4: N/A</b>	
Program Census Information:		# Children in Care During Quarter: 26	# Placements During Quarter: 26	# Children in Care On Last Day: 16
	<b>Avg Performance All CCIs (%)</b>	<b>Provider Performance (%)*</b>	<b>Possible Points (Weight)</b>	<b>Provider Points Earned</b>
<b>OPM Monitoring Reviews</b>				
Annual Comprehensive Reviews	85%	84%	25	21.09
Safety Reviews	90%	87%	15	13.04
<b>Monitoring Sub-Total</b>			<b>40</b>	<b>34.12</b>
<b>CCI Safety Outcomes</b>				
Incidence of Maltreatment	0.41%	No Substantiated Reports	10	10.00
Staff Training/Foundations	96%	100%	5	5.00
Staff Safety Checks	92%	90%	5	4.50
<b>Safety Sub-Total</b>			<b>20</b>	<b>19.50</b>
<b>CCI Permanency Outcomes</b>				
Placement Stability	89%	81%	15	12.15
<b>Permanency Sub-Total</b>			<b>15</b>	<b>12.15</b>
<b>CCI Well-Being Outcomes</b>				
EPSDT Medical Visits	93%	94%	4	3.76
EPSDT Dental Visits	87%	76%	4	3.04
Academic Supports	81%	55%	3	1.65
Provider ECEM Visits	74%	49%	7	3.43
Provider General Contacts	75%	37%	7	2.59
Placements with Siblings	36%	12%	Not Scored	Not Scored
Placements within Legal County	14%	0%	Not Scored	Not Scored
<b>Well-Being Sub-Total</b>			<b>25</b>	<b>14.47</b>
*Performance calculation descriptions can be found in the FY 2019 RBWO PBP Measurements and Standards Guide.				

<b>Monitoring &amp; Outcomes: Possible Points = 100</b>		<b>Points Earned = 80.24</b>	
<b>Score Before Incentives Credit</b>			<b>80.24%</b>
<b>Incentives Awarded</b>			<b>9.74 pts</b>
<b>PBP Verification</b>			<b>N/A pts</b>
<b>Total Score</b>			<b>89.98%</b>



**DHS, DFCS, Office of Provider Management**  
**Performance-Based Placement Measures**  
**RBWO Provider GA+SCORECARD - CCI**  
**Report Quarter: Q3 FY2019**



**Provider/Program Name: Vashti Center, The - (852) - CCI**

Program Census Information:		# Children in Care During Quarter: 26	# Placements During Quarter: 26	# Children in Care On Last Day: 16
CCI Incentive Credits	Avg Performance All CCIs (Points)	Provider Performance (%)*	Possible Points (Weight)	Provider Points Earned
Early EPSDT Medical Visits		67%	2	1.34
Early EPSDT Dental Visits		20%	2	0.40
Permanency Contacts		None Planned	5	
Additional Academic Supports		0%	2	0.00
HS Grad/GED/Prof or Trade Certificate/College		N/A	10/5/5/1	
EYSS Agreement		Not Eligible	5	
Community Connections		0%	4	0.00
Active Agency Accreditation		100%	4	4.00
Staff Clinical Licensure		0%	5	0.00
Behavior Management (threshold = 0)		100%	4	4.00
<b>Incentives Total</b>	<b>8.21</b>			<b>9.74</b>
Maximum total combined incentive credit allowed is 10 points.			<b>Incentives Awarded</b>	<b>9.74</b>

\*Performance calculation descriptions can be found in the FY 2019 RBWO PBP Measurements and Standards Guide.

**Child Protective Services Investigations and Dispositions**

The following investigations data, which is not used for scoring but is considered significant to a provider's performance, is from Georgia SHINES and is not considered final or complete until the end of the fiscal year.

Total Reports:	0
Number Screened In:	0
Number Screened Out:	0
Number Substantiated:	0
Number Unsubstantiated:	0
Number Active CPS Investigations:	0



DHS, DFCS, Office of Provider Management

## Performance-Based Placement Measures

### RBWO Provider GA+SCORECARD - CCI

Report Quarter: Q3 FY2019



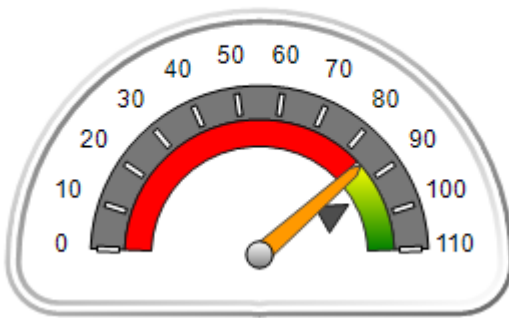
**Provider/Program Name: Visions of Hope for Boys - (978) - CCI**

3196 Bonway Drive, Decatur, GA 30032	Quarterly Scores (Grades)		Current Quarter Score (Grade)
Phone: 404-290-5828	Q1: 87.88 (B+)	Q2: 86.63 (B)	<b>85.41% (B)</b>
Vendor ID# 40239	Q3: 85.41 (B)	Q4: N/A	
Program Census Information:	# Children in Care During Quarter: 5	# Placements During Quarter: 5	# Children in Care On Last Day: 5

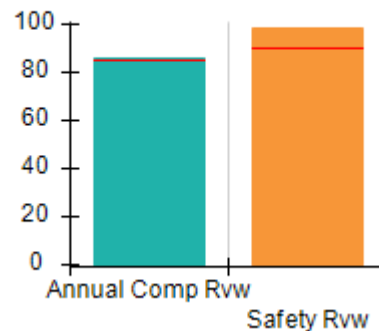
### Quarterly Provider Comparisons to All CCIs

▼ — indicates average for all CCIs

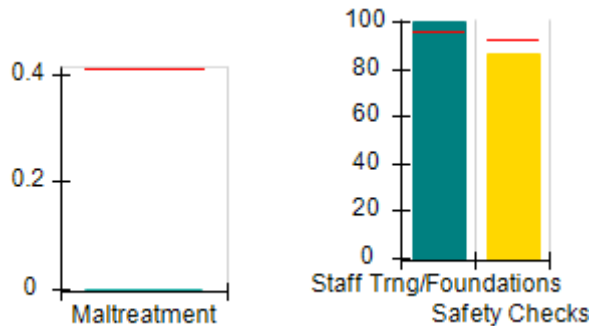
Overall Score (%)



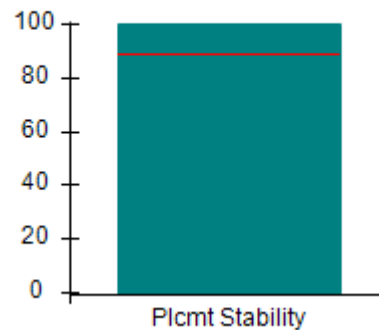
OPM Monitoring Reviews (%)



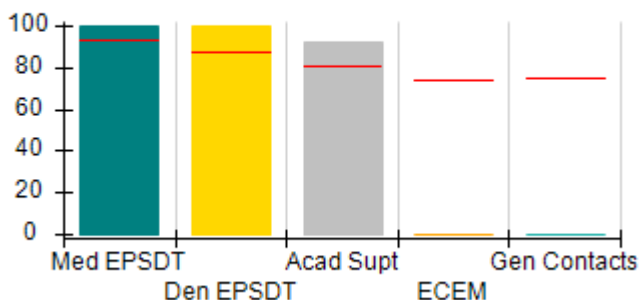
Safety Outcomes (%)



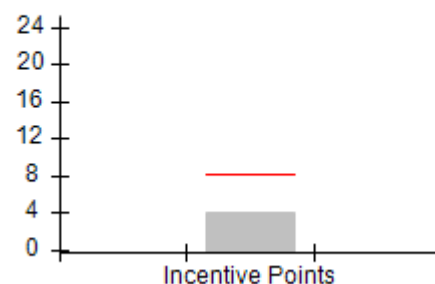
Permanency Outcomes (%)



Well-Being Outcomes (%)



Incentives Earned (Points)





DHS, DFCS, Office of Provider Management  
**Performance-Based Placement Measures**  
**RBWO Provider GA+SCORECARD - CCI**  
 Report Quarter: Q3 FY2019



**Provider/Program Name: Visions of Hope for Boys - (978) - CCI**

3196 Bonway Drive, Decatur, GA 30032	Quarterly Scores (Grades)		Current Quarter Score (Grade)
Phone: 404-290-5828	Q1: 87.88 (B+)	Q2: 86.63 (B)	<b>85.41%</b> <b>(B)</b>
Vendor ID# 40239	Q3: 85.41 (B)	Q4: N/A	

Program Census Information:	# Children in Care During Quarter: 5	# Placements During Quarter: 5	# Children in Care On Last Day: 5
-----------------------------	--------------------------------------	--------------------------------	-----------------------------------

	Avg Performance All CCIs (%)	Provider Performance (%)*	Possible Points (Weight)	Provider Points Earned
--	------------------------------	---------------------------	--------------------------	------------------------

**OPM Monitoring Reviews**

Annual Comprehensive Reviews	85%	86%	25	21.53
Safety Reviews	90%	99%	15	14.81
<b>Monitoring Sub-Total</b>			<b>40</b>	<b>36.35</b>

**CCI Safety Outcomes**

Incidence of Maltreatment	0.41%	No Substantiated Reports	10	10.00
Staff Training/Foundations	96%	100%	5	5.00
Staff Safety Checks	92%	86%	5	4.30
<b>Safety Sub-Total</b>			<b>20</b>	<b>19.30</b>

**CCI Permanency Outcomes**

Placement Stability	89%	100%	15	15.00
<b>Permanency Sub-Total</b>			<b>15</b>	<b>15.00</b>

**CCI Well-Being Outcomes**

EPSDT Medical Visits	93%	100%	4	4.00
EPSDT Dental Visits	87%	100%	4	4.00
Academic Supports	81%	92%	3	2.76
Provider ECEM Visits	74%	0%	7	0.00
Provider General Contacts	75%	0%	7	0.00
Placements with Siblings	36%	Not Eligible	Not Scored	Not Scored
Placements within Legal County	14%	100%	Not Scored	Not Scored
<b>Well-Being Sub-Total</b>			<b>25</b>	<b>10.76</b>

\*Performance calculation descriptions can be found in the FY 2019 RBWO PBP Measurements and Standards Guide.

<b>Monitoring &amp; Outcomes: Possible Points = 100</b>	<b>Points Earned = 81.41</b>
<b>Score Before Incentives Credit</b>	<b>81.41%</b>
<b>Incentives Awarded</b>	<b>4.00 pts</b>
<b>PBP Verification</b>	<b>N/A pts</b>
<b>Total Score</b>	<b>85.41%</b>



DHS, DFCS, Office of Provider Management  
**Performance-Based Placement Measures**  
**RBWO Provider GA+SCORECARD - CCI**  
Report Quarter: Q3 FY2019



**Provider/Program Name: Visions of Hope for Boys - (978) - CCI**

Program Census Information:		# Children in Care During Quarter: 5	# Placements During Quarter: 5	# Children in Care On Last Day: 5
CCI Incentive Credits	Avg Performance All CCIs (Points)	Provider Performance (%)*	Possible Points (Weight)	Provider Points Earned
Early EPSDT Medical Visits		Not Eligible	2	
Early EPSDT Dental Visits		Not Eligible	2	
Permanency Contacts		0%	5	0.00
Additional Academic Supports		0%	2	0.00
HS Grad/GED/Prof or Trade Certificate/College		N/A	10/5/5/1	
EYSS Agreement		Not Eligible	5	
Community Connections		0%	4	0.00
Active Agency Accreditation		0%	4	0.00
Staff Clinical Licensure		0%	5	0.00
Behavior Management (threshold = 0)		100%	4	4.00
<b>Incentives Total</b>	<b>8.21</b>			<b>4.00</b>
Maximum total combined incentive credit allowed is 10 points.			<b>Incentives Awarded</b>	<b>4.00</b>

\*Performance calculation descriptions can be found in the FY 2019 RBWO PBP Measurements and Standards Guide.

**Child Protective Services Investigations and Dispositions**

The following investigations data, which is not used for scoring but is considered significant to a provider's performance, is from Georgia SHINES and is not considered final or complete until the end of the fiscal year.

Total Reports:	0
Number Screened In:	0
Number Screened Out:	0
Number Substantiated:	0
Number Unsubstantiated:	0
Number Active CPS Investigations:	0



**DHS, DFCS, Office of Provider Management**  
**Performance-Based Placement Measures**  
**RBWO Provider GA+SCORECARD - CCI**  
**Report Quarter: Q3 FY2019**



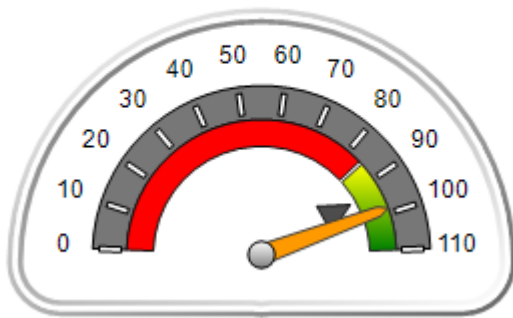
**Provider/Program Name: Weekes House, Inc. - Weekes House (5178) - CCI**

<b>5430 Rocky Pine Drive, Lithonia, GA 30038</b>	<b>Quarterly Scores (Grades)</b>		<b>Current Quarter Score (Grade)</b>
<b>Phone: 678-418-6450</b>	<b>Q1: 77.07 (C+)</b>	<b>Q2: 103.76 (A+)</b>	<b>98.68% (A+)</b>
<b>Vendor ID# 124200</b>	<b>Q3: 98.68 (A+)</b>	<b>Q4: N/A</b>	
Program Census Information:	# Children in Care During Quarter: 7	# Placements During Quarter: 7	# Children in Care On Last Day: 6

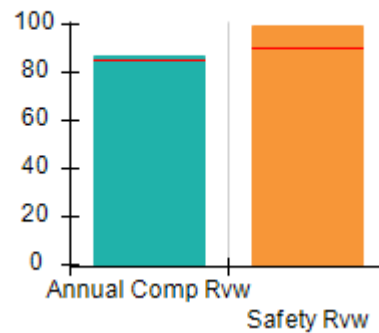
**Quarterly Provider Comparisons to All CCIs**

▼ — indicates average for all CCIs

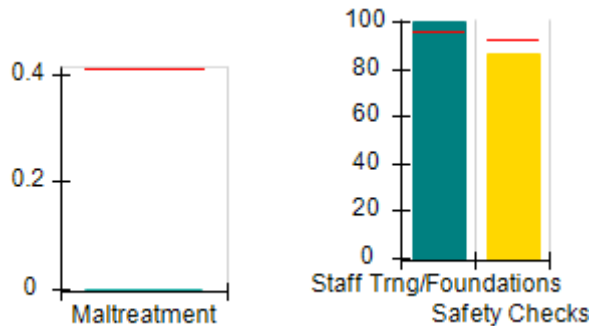
**Overall Score (%)**



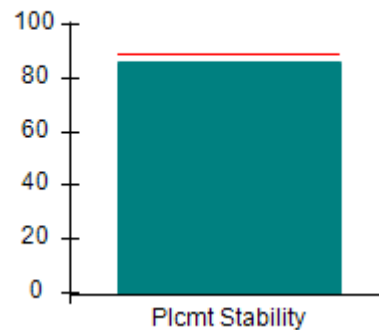
**OPM Monitoring Reviews (%)**



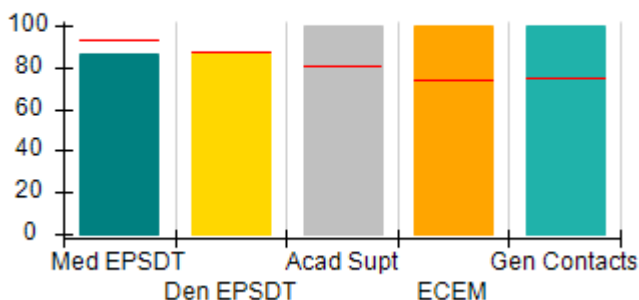
**Safety Outcomes (%)**



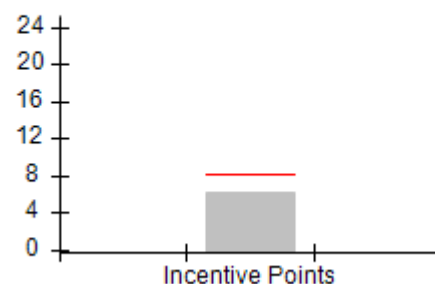
**Permanency Outcomes (%)**



**Well-Being Outcomes (%)**



**Incentives Earned (Points)**





DHS, DFCS, Office of Provider Management  
**Performance-Based Placement Measures**  
**RBWO Provider GA+SCORECARD - CCI**  
 Report Quarter: Q3 FY2019



<b>Provider/Program Name: Weekes House, Inc. - Weekes House (5178) - CCI</b>				
<b>5430 Rocky Pine Drive, Lithonia, GA 30038</b>		<b>Quarterly Scores (Grades)</b>		<b>Current Quarter Score (Grade)</b>
<b>Phone: 678-418-6450</b>		<b>Q1: 77.07 (C+)</b>	<b>Q2: 103.76 (A+)</b>	<b>98.68%</b> <b>(A+)</b>
<b>Vendor ID# 124200</b>		<b>Q3: 98.68 (A+)</b>	<b>Q4: N/A</b>	
Program Census Information:		# Children in Care During Quarter: 7	# Placements During Quarter: 7	# Children in Care On Last Day: 6
	<b>Avg Performance All CCIs (%)</b>	<b>Provider Performance (%)*</b>	<b>Possible Points (Weight)</b>	<b>Provider Points Earned</b>
<b>OPM Monitoring Reviews</b>				
Annual Comprehensive Reviews	85%	87%	25	21.65
Safety Reviews	90%	99%	15	14.85
<b>Monitoring Sub-Total</b>			<b>40</b>	<b>36.50</b>
<b>CCI Safety Outcomes</b>				
Incidence of Maltreatment	0.41%	No Substantiated Reports	10	10.00
Staff Training/Foundations	96%	100%	5	5.00
Staff Safety Checks	92%	86%	5	4.30
<b>Safety Sub-Total</b>			<b>20</b>	<b>19.30</b>
<b>CCI Permanency Outcomes</b>				
Placement Stability	89%	86%	15	12.90
<b>Permanency Sub-Total</b>			<b>15</b>	<b>12.90</b>
<b>CCI Well-Being Outcomes</b>				
EPSDT Medical Visits	93%	86%	4	3.44
EPSDT Dental Visits	87%	86%	4	3.44
Academic Supports	81%	100%	3	3.00
Provider ECEM Visits	74%	100%	7	7.00
Provider General Contacts	75%	100%	7	7.00
Placements with Siblings	36%	0%	Not Scored	Not Scored
Placements within Legal County	14%	0%	Not Scored	Not Scored
<b>Well-Being Sub-Total</b>			<b>25</b>	<b>23.88</b>
*Performance calculation descriptions can be found in the FY 2019 RBWO PBP Measurements and Standards Guide.				

<b>Monitoring &amp; Outcomes: Possible Points = 100</b>		<b>Points Earned = 92.58</b>	
<b>Score Before Incentives Credit</b>			<b>92.58%</b>
<b>Incentives Awarded</b>			<b>6.10 pts</b>
<b>PBP Verification</b>			<b>N/A pts</b>
<b>Total Score</b>			<b>98.68%</b>



**DHS, DFCS, Office of Provider Management**  
**Performance-Based Placement Measures**  
**RBWO Provider GA+SCORECARD - CCI**  
**Report Quarter: Q3 FY2019**



**Provider/Program Name: Weekes House, Inc. - Weekes House (5178) - CCI**

Program Census Information:		# Children in Care During Quarter: 7	# Placements During Quarter: 7	# Children in Care On Last Day: 6
CCI Incentive Credits	Avg Performance All CCIs (Points)	Provider Performance (%)*	Possible Points (Weight)	Provider Points Earned
Early EPSDT Medical Visits		0%	2	0.00
Early EPSDT Dental Visits		80%	2	1.60
Permanency Contacts		None Planned	5	
Additional Academic Supports		25%	2	0.50
HS Grad/GED/Prof or Trade Certificate/College		N/A	10/5/5/1	
EYSS Agreement		Not Eligible	5	
Community Connections		0%	4	0.00
Active Agency Accreditation		0%	4	0.00
Staff Clinical Licensure		0%	5	0.00
Behavior Management (threshold = 0)		100%	4	4.00
<b>Incentives Total</b>	<b>8.21</b>			<b>6.10</b>
Maximum total combined incentive credit allowed is 10 points.			<b>Incentives Awarded</b>	<b>6.10</b>

\*Performance calculation descriptions can be found in the FY 2019 RBWO PBP Measurements and Standards Guide.

**Child Protective Services Investigations and Dispositions**

The following investigations data, which is not used for scoring but is considered significant to a provider's performance, is from Georgia SHINES and is not considered final or complete until the end of the fiscal year.

Total Reports:	0
Number Screened In:	0
Number Screened Out:	0
Number Substantiated:	0
Number Unsubstantiated:	0
Number Active CPS Investigations:	0





DHS, DFCS, Office of Provider Management  
**Performance-Based Placement Measures**  
**RBWO Provider GA+SCORECARD - CCI**  
 Report Quarter: Q3 FY2019

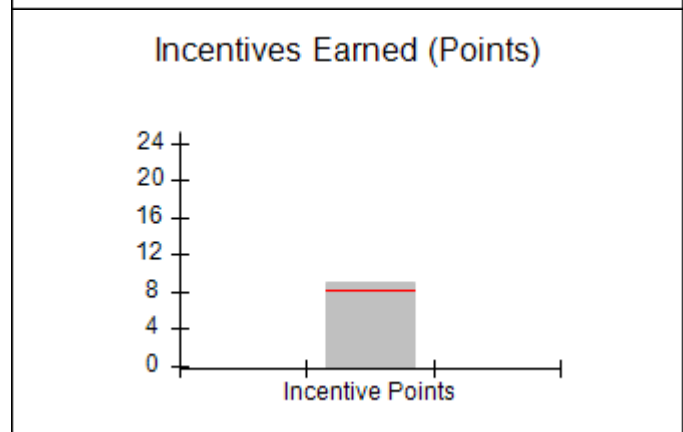
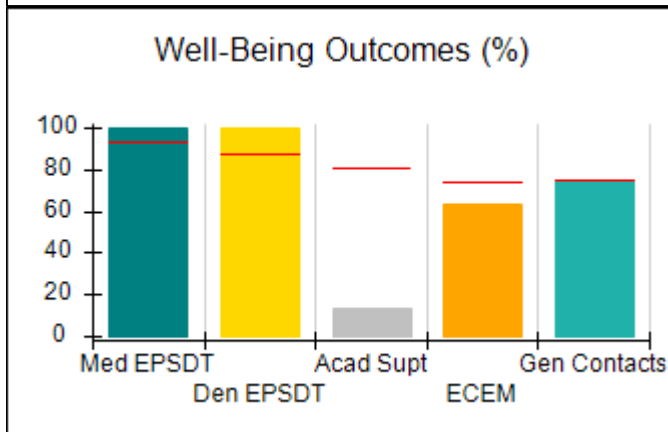
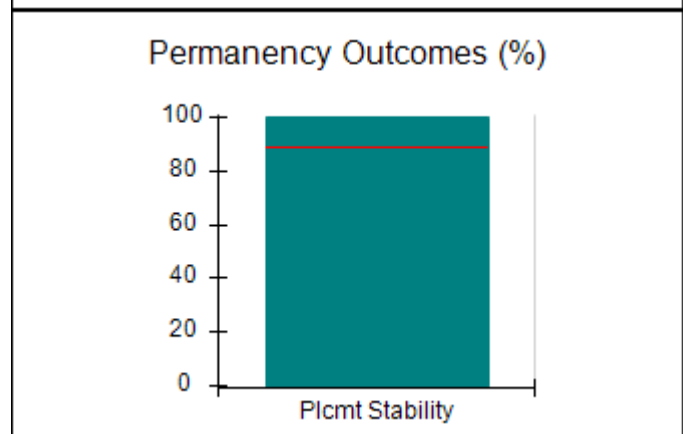
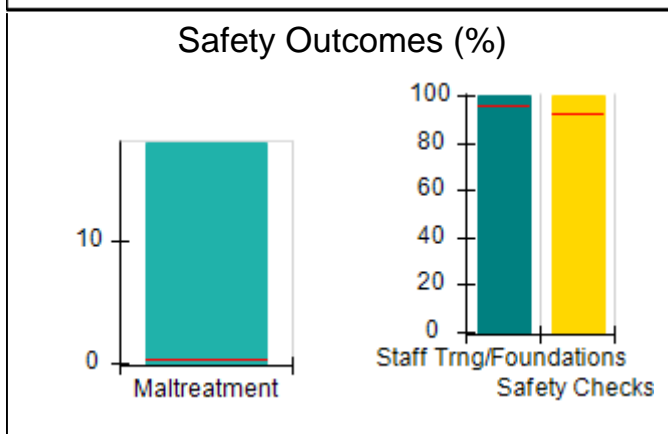
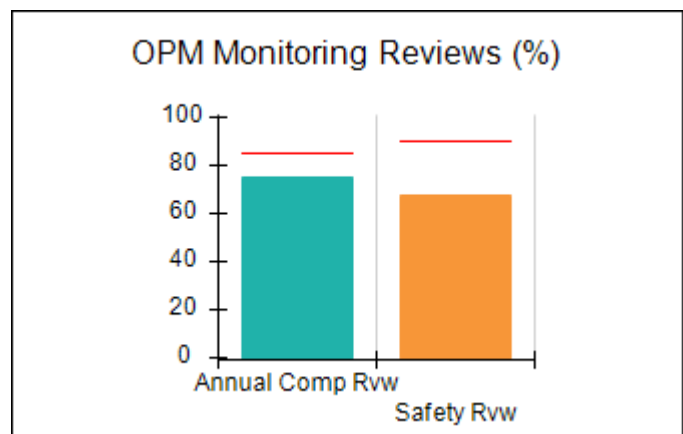
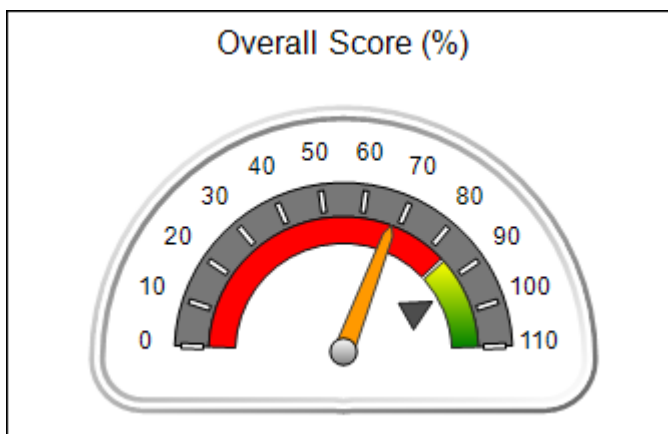


**Provider/Program Name: Wellspring Living, Inc. - (5168) - CCI**

3965 Roosevelt Hwy, Union City, GA 30349	Quarterly Scores (Grades)		Current Quarter Score (Grade)
Phone: 770-631-8888	Q1: 79.59 (C+)	Q2: 81.86 (B-)	<b>68.03%</b> <b>(D+)</b>
Vendor ID# 119326	Q3: 68.03 (D+)	Q4: N/A	
Program Census Information:	# Children in Care During Quarter: 9	# Placements During Quarter: 11	# Children in Care On Last Day: 5

**Quarterly Provider Comparisons to All CCIs**

▼ — indicates average for all CCIs





DHS, DFCS, Office of Provider Management  
**Performance-Based Placement Measures**  
**RBWO Provider GA+SCORECARD - CCI**  
**Report Quarter: Q3 FY2019**



**Provider/Program Name: Wellspring Living, Inc. - (5168) - CCI**

<b>3965 Roosevelt Hwy, Union City, GA 30349</b>	<b>Quarterly Scores (Grades)</b>		<b>Current Quarter Score (Grade)</b>
<b>Phone: 770-631-8888</b>	<b>Q1: 79.59 (C+)</b>	<b>Q2: 81.86 (B-)</b>	<b>68.03% (D+)</b>
<b>Vendor ID# 119326</b>	<b>Q3: 68.03 (D+)</b>	<b>Q4: N/A</b>	

Program Census Information:	# Children in Care During Quarter: 9	# Placements During Quarter: 11	# Children in Care On Last Day: 5
-----------------------------	--------------------------------------	---------------------------------	-----------------------------------

	<b>Avg Performance All CCIs (%)</b>	<b>Provider Performance (%)*</b>	<b>Possible Points (Weight)</b>	<b>Provider Points Earned</b>
--	-------------------------------------	----------------------------------	---------------------------------	-------------------------------

**OPM Monitoring Reviews**

Annual Comprehensive Reviews	85%	75%	25	18.85
Safety Reviews	90%	67%	15	10.10
<b>Monitoring Sub-Total</b>			<b>40</b>	<b>28.95</b>

**CCI Safety Outcomes**

Incidence of Maltreatment	0.41%	18% 2 Substantiated Rts	10	0.00
Staff Training/Foundations	96%	100%	5	5.00
Staff Safety Checks	92%	100%	5	5.00
<b>Safety Sub-Total</b>			<b>20</b>	<b>10.00</b>

**CCI Permanency Outcomes**

Placement Stability	89%	100%	15	15.00
<b>Permanency Sub-Total</b>			<b>15</b>	<b>15.00</b>

**CCI Well-Being Outcomes**

EPSDT Medical Visits	93%	100%	4	4.00
EPSDT Dental Visits	87%	100%	4	4.00
Academic Supports	81%	14%	3	0.42
Provider ECEM Visits	74%	63%	7	4.41
Provider General Contacts	75%	75%	7	5.25
Placements with Siblings	36%	Not Eligible	Not Scored	Not Scored
Placements within Legal County	14%	67%	Not Scored	Not Scored
<b>Well-Being Sub-Total</b>			<b>25</b>	<b>18.08</b>

\*Performance calculation descriptions can be found in the FY 2019 RBWO PBP Measurements and Standards Guide.

<b>Monitoring &amp; Outcomes: Possible Points = 100</b>		<b>Points Earned = 72.03</b>	
<b>Score Before Incentives Credit</b>			<b>72.03%</b>
<b>Incentives Awarded</b>			<b>9.00 pts</b>
<b>PBP Verification</b>			<b>-13.00 pts</b>
<b>Total Score</b>			<b>68.03%</b>



**DHS, DFCS, Office of Provider Management**  
**Performance-Based Placement Measures**  
**RBWO Provider GA+SCORECARD - CCI**  
**Report Quarter: Q3 FY2019**



**Provider/Program Name: Wellspring Living, Inc. - (5168) - CCI**

Program Census Information:		# Children in Care During Quarter: 9	# Placements During Quarter: 11	# Children in Care On Last Day: 5
CCI Incentive Credits	Avg Performance All CCIs (Points)	Provider Performance (%)*	Possible Points (Weight)	Provider Points Earned
Early EPSDT Medical Visits		100%	2	2.00
Early EPSDT Dental Visits		100%	2	2.00
Permanency Contacts		0%	5	0.00
Additional Academic Supports		0%	2	0.00
HS Grad/GED/Prof or Trade Certificate/College		N/A	10/5/5/1	
EYSS Agreement		Not Eligible	5	
Community Connections		0%	4	0.00
Active Agency Accreditation		0%	4	0.00
Staff Clinical Licensure		20%	5	1.00
Behavior Management (threshold = 0)		100%	4	4.00
<b>Incentives Total</b>	<b>8.21</b>			<b>9.00</b>
Maximum total combined incentive credit allowed is 10 points.			<b>Incentives Awarded</b>	<b>9.00</b>

\*Performance calculation descriptions can be found in the FY 2019 RBWO PBP Measurements and Standards Guide.

**Child Protective Services Investigations and Dispositions**

The following investigations data, which is not used for scoring but is considered significant to a provider's performance, is from Georgia SHINES and is not considered final or complete until the end of the fiscal year.

Total Reports:	0
Number Screened In:	0
Number Screened Out:	0
Number Substantiated:	2
Number Unsubstantiated:	1
Number Active CPS Investigations:	-3