



## Performance-Based Placement Measures RBWO Provider GA+SCORECARD - ILP/TLP

Report Quarter: Q4 FY2019

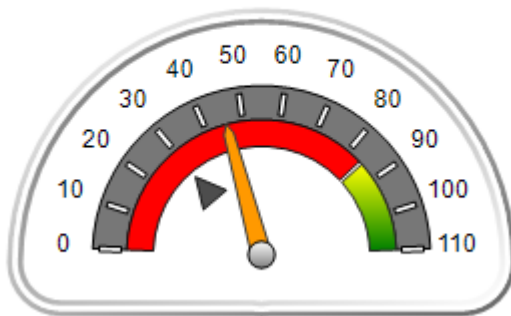
**Provider/Program Name: A Change for All 2 - East Point (5265) - ILP**

380 Legacy Drive, Atlanta, GA 30310	Quarterly Scores (Grades)		Current Quarter Score (Grade)
Phone: 404-766-2211	Q1: 32.73 (F)	Q2: 29.99 (F)	<b>45.51%</b>
Vendor ID# 151119	Q3: 29.82 (F)	Q4: 45.51 (F)	<b>(F)</b>
Program Census Information:	# Children in Care During Quarter: 8	# Placements During Quarter: 8	# Children in Care On Last Day: 6

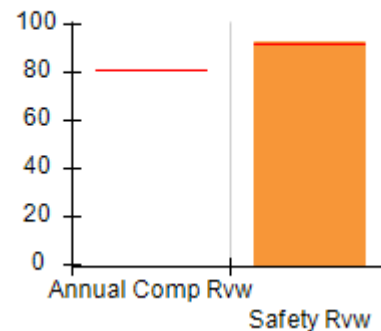
### Quarterly Provider Comparisons to All ILP/TLPs

▼ — indicates average for all ILP/TLPs

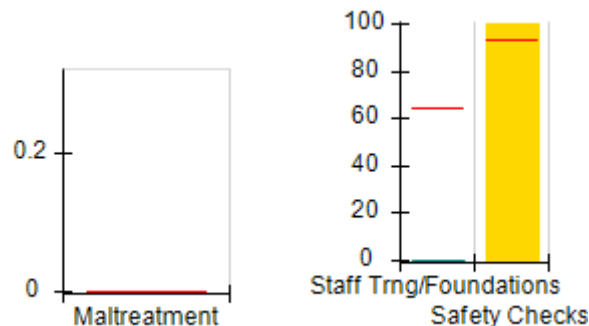
Overall Score (%)



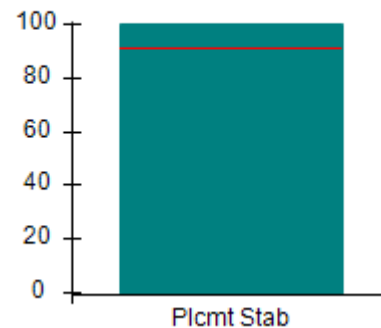
OPM Monitoring Reviews (%)



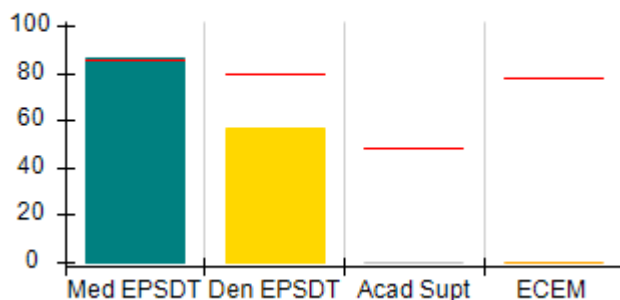
Safety Outcomes (%)



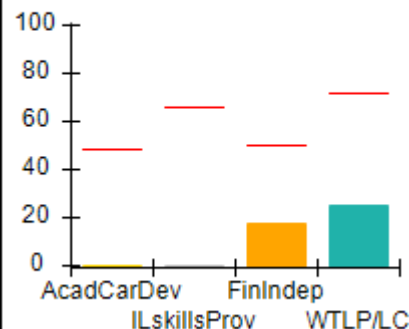
Permanency Outcomes (%)



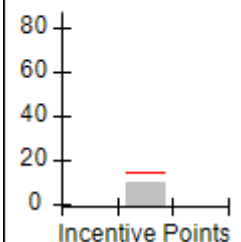
Well-Being Outcomes (%)



ILP/TLP Outcomes (%)



Incentives Earned (Points)





# Performance-Based Placement Measures RBWO Provider GA+SCORECARD - ILP/TLP

Report Quarter: Q4 FY2019

<b>Provider/Program Name: A Change for All 2 - East Point (5265) - ILP</b>				
<b>380 Legacy Drive, Atlanta, GA 30310</b>		<b>Quarterly Scores (Grades)</b>		<b>Current Quarter Score (Grade)</b>
<b>Phone: 404-766-2211</b>		<b>Q1: 32.73 (F)</b>	<b>Q2: 29.99 (F)</b>	<b>45.51%</b>
<b>Vendor ID# 151119</b>		<b>Q3: 29.82 (F)</b>	<b>Q4: 45.51 (F)</b>	<b>(F)</b>
Program Census Information:		# Children in Care During Quarter: 8	# Placements During Quarter: 8	# Children in Care On Last Day: 6
	<b>Avg Performance All ILP/TLPs (%)</b>	<b>Provider Performance (%)*</b>	<b>Possible Points (Weight)</b>	<b>Provider Points Earned</b>
<b>OPM Monitoring Reviews</b>				
Annual Comprehensive Reviews	81%	Not Yet Conducted		
Safety Reviews	92%	93%	10	9.25
<b>Monitoring Sub-Total</b>			<b>10</b>	<b>9.25</b>
<b>ILP/TLP Safety Outcomes</b>				
Incidence of Maltreatment	0.00%	No Substantiated Reports	3	3.00
Staff Training/Foundations	64%	0%	5	0.00
Staff Safety Checks	93%	100%	5	5.00
<b>Safety Sub-Total</b>			<b>13</b>	<b>8.00</b>
<b>ILP/TLP Permanency Outcomes</b>				
Placement Stability	91%	100%	3	3.00
<b>Permanency Sub-Total</b>			<b>3</b>	<b>3.00</b>
<b>ILP/TLP Well-Being Outcomes</b>				
EPSDT Medical Visits	85%	86%	4	3.44
EPSDT Dental Visits	80%	57%	4	2.28
Academic Supports	49%	0%	2	0.00
Provider ECEM Visits	78%	0%	4	0.00
Placements with Siblings	No Data	Not Eligible	Not Scored	Not Scored
Placements within Legal County	28%	0%	Not Scored	Not Scored
<b>Well-Being Sub-Total</b>			<b>14</b>	<b>5.72</b>
<b>ILP/TLP Specialty Outcomes</b>				
Academic/Career Development	48%	0%	10	0.00
Ind Living Skills Provision	66%	0%	15	0.00
Financial Independence	50%	17%	5	0.85
WTLP/Life Coach	72%	25%	15	3.75
<b>Specialty Sub-Total</b>			<b>45</b>	<b>4.60</b>
*Performance calculation descriptions can be found in the FY 2019 RBWO PBP Measurements and Standards Guide.				

Monitoring &amp; Outcomes: Possible Points = 85

Points Earned = 30.57



## Performance-Based Placement Measures

### RBWO Provider GA+SCORECARD - ILP/TLP

Report Quarter: Q4 FY2019

<b>Score Before Incentives Credit</b>	<b>35.96%</b>
<b>Incentives Awarded</b>	<b>09.55 pts</b>
<b>PBP Verification</b>	<b>N/A pts</b>
<b>Total Score</b>	<b>45.51%</b>

Provider/Program Name: A Change for All 2 - East Point (5265) - ILP				
Program Census Information:		# Children in Care During Quarter: 8	# Placements During Quarter: 8	# Children in Care On Last Day: 6
ILP/TLP Incentive Credits	Avg Performance All ILP/TLPs (Points)	Provider Performance (%)*	Possible Points (Weight)	Provider Points Earned
No DOC Involvement		91%	5	4.55
Community Connections		0%	4	0.00
Positive Permanency Connections		0%	5	0.00
HS Grad/GED/Prof or Trade Certificate/College		N/A	10/5/5/1	
Part-Time Employment with Medical Benefits		0%	10	0.00
Living Arrangements at Discharge		50%	10	5.00
Additional Academic Supports		0%	2	0.00
Additional IL Skills Provision		0%	5	0.00
Active Agency Accreditation		0%	4	0.00
Staff Clinical Licensure		0%	5	0.00
<b>Incentives Total</b>	<b>14.62</b>			<b>9.55</b>

\*Performance calculation descriptions can be found in the FY 2019 RBWO PBP Measurements and Standards Guide.

Child Protective Services Investigations and Dispositions		
The following investigations data, which is not used for scoring but is considered significant to a provider's performance, is from Georgia SHINES and is not considered final or complete until the end of the fiscal year.		
Total Reports:	0	
Number Screened In:	0	
Number Screened Out:	0	
Number Substantiated:	0	
Number Unsubstantiated:	0	
Number Active CPS Investigations:	0	

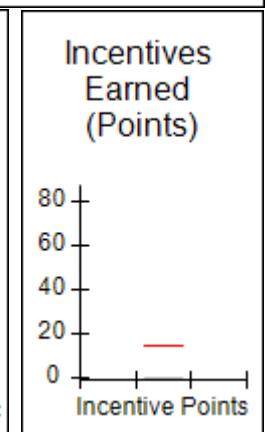
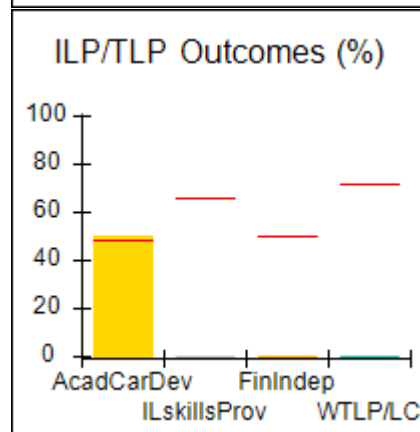
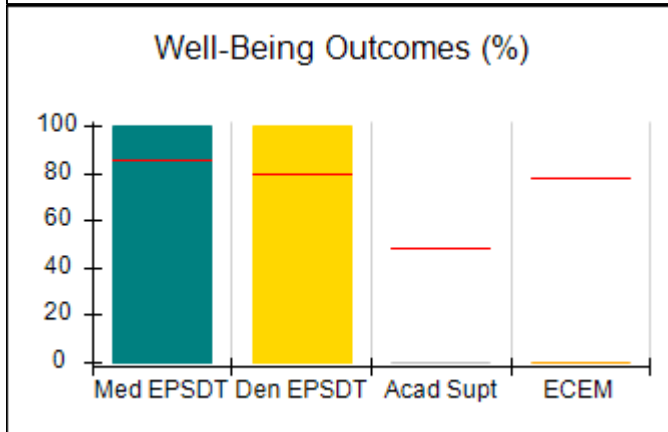
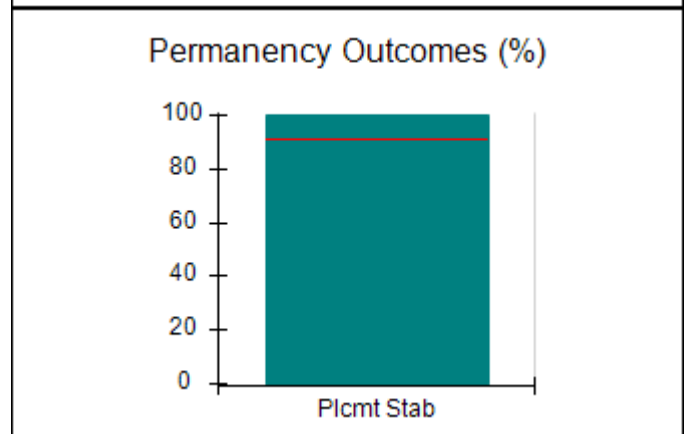
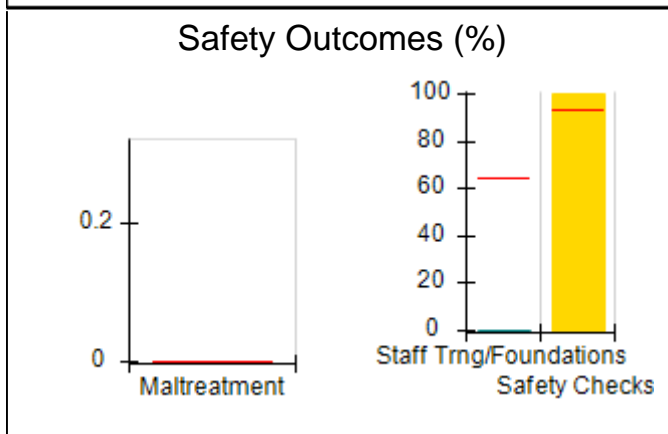
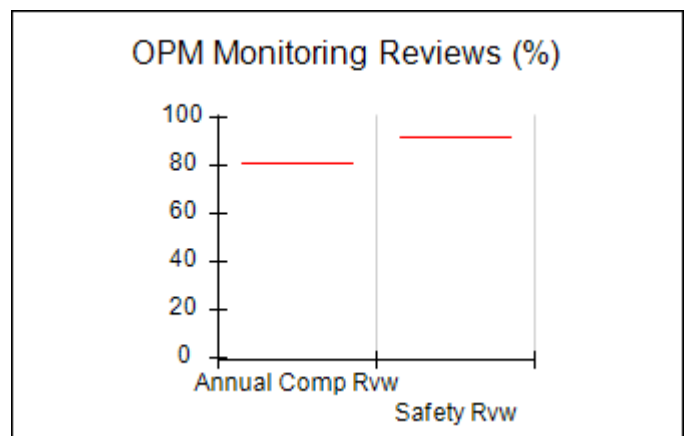
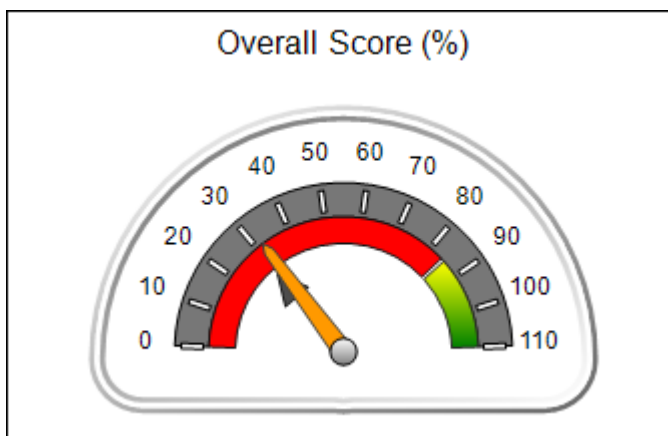


# Performance-Based Placement Measures RBWO Provider GA+SCORECARD - ILP/TLP

Report Quarter: Q4 FY2019

Provider/Program Name: Atlanta Children's Foundation dba THE Village - (5344) - ILP			
127 Gulley Trail, Toccoa, GA 30577	Quarterly Scores (Grades)		Current Quarter Score (Grade)
Phone: 404-824-2044	Q1: 00.00 (F)	Q2: 26.07 (F)	32.00%
Vendor ID# 159953	Q3: 37.81 (F)	Q4: 32.00 (F)	(F)
Program Census Information:	# Children in Care During Quarter: 3	# Placements During Quarter: 3	# Children in Care On Last Day: 2
Quarterly Provider Comparisons to All ILP/TLPs			

▼ — indicates average for all ILP/TLPs





# Performance-Based Placement Measures

## RBWO Provider GA+SCORECARD - ILP/TLP

Report Quarter: Q4 FY2019

<b>Provider/Program Name: Atlanta Children's Foundation dba THE Village - (5344) - ILP</b>				
<b>127 Gulley Trail, Toccoa, GA 30577</b>		<b>Quarterly Scores (Grades)</b>		<b>Current Quarter Score (Grade)</b>
<b>Phone: 404-824-2044</b>		<b>Q1: 00.00 (F)</b>	<b>Q2: 26.07 (F)</b>	<b>32.00%</b>
<b>Vendor ID# 159953</b>		<b>Q3: 37.81 (F)</b>	<b>Q4: 32.00 (F)</b>	<b>(F)</b>
Program Census Information:		# Children in Care During Quarter: 3	# Placements During Quarter: 3	# Children in Care On Last Day: 2
	<b>Avg Performance All ILP/TLPs (%)</b>	<b>Provider Performance (%)*</b>	<b>Possible Points (Weight)</b>	<b>Provider Points Earned</b>
<b>OPM Monitoring Reviews</b>				
Annual Comprehensive Reviews	81%	Not Yet Conducted		
Safety Reviews	92%	Not Yet Conducted		
<b>Monitoring Sub-Total</b>				<b>0.00</b>
<b>ILP/TLP Safety Outcomes</b>				
Incidence of Maltreatment	0.00%	No Substantiated Reports	3	3.00
Staff Training/Foundations	64%	0%	5	0.00
Staff Safety Checks	93%	100%	5	5.00
<b>Safety Sub-Total</b>			<b>13</b>	<b>8.00</b>
<b>ILP/TLP Permanency Outcomes</b>				
Placement Stability	91%	100%	3	3.00
<b>Permanency Sub-Total</b>			<b>3</b>	<b>3.00</b>
<b>ILP/TLP Well-Being Outcomes</b>				
EPSDT Medical Visits	85%	100%	4	4.00
EPSDT Dental Visits	80%	100%	4	4.00
Academic Supports	49%	0%	2	0.00
Provider ECEM Visits	78%	0%	4	0.00
Placements with Siblings	No Data	Not Eligible	Not Scored	Not Scored
Placements within Legal County	28%	33%	Not Scored	Not Scored
<b>Well-Being Sub-Total</b>			<b>14</b>	<b>8.00</b>
<b>ILP/TLP Specialty Outcomes</b>				
Academic/Career Development	48%	50%	10	5.00
Ind Living Skills Provision	66%	0%	15	0.00
Financial Independence	50%	0%	5	0.00
WTLP/Life Coach	72%	0%	15	0.00
<b>Specialty Sub-Total</b>			<b>45</b>	<b>5.00</b>
*Performance calculation descriptions can be found in the FY 2019 RBWO PBP Measurements and Standards Guide.				

Monitoring &amp; Outcomes: Possible Points = 80

Points Earned = 24.00



## Performance-Based Placement Measures

### RBWO Provider GA+SCORECARD - ILP/TLP

Report Quarter: Q4 FY2019

<b>Score Before Incentives Credit</b>	<b>32.00%</b>
<b>Incentives Awarded</b>	<b>00.00 pts</b>
<b>PBP Verification</b>	<b>N/A pts</b>
<b>Total Score</b>	<b>32.00%</b>

Provider/Program Name: Atlanta Children's Foundation dba THE Village - (5344) - ILP				
Program Census Information:		# Children in Care During Quarter: 3	# Placements During Quarter: 3	# Children in Care On Last Day: 2
ILP/TLP Incentive Credits	Avg Performance All ILP/TLPs (Points)	Provider Performance (%)*	Possible Points (Weight)	Provider Points Earned
No DOC Involvement		0%	5	0.00
Community Connections		Not Eligible	4	
Positive Permanency Connections		Not Eligible	5	
HS Grad/GED/Prof or Trade Certificate/College		N/A	10/5/5/1	
Part-Time Employment with Medical Benefits		0%	10	0.00
Living Arrangements at Discharge		0%	10	0.00
Additional Academic Supports		0%	2	0.00
Additional IL Skills Provision		0%	5	0.00
Active Agency Accreditation		0%	4	0.00
Staff Clinical Licensure		0%	5	0.00
<b>Incentives Total</b>	<b>14.62</b>			<b>0.00</b>

\*Performance calculation descriptions can be found in the FY 2019 RBWO PBP Measurements and Standards Guide.

#### Child Protective Services Investigations and Dispositions

The following investigations data, which is not used for scoring but is considered significant to a provider's performance, is from Georgia SHINES and is not considered final or complete until the end of the fiscal year.

Total Reports:	0
Number Screened In:	0
Number Screened Out:	0
Number Substantiated:	0
Number Unsubstantiated:	0
Number Active CPS Investigations:	0



# Performance-Based Placement Measures

## RBWO Provider GA+SCORECARD - ILP/TLP

Report Quarter: Q4 FY2019

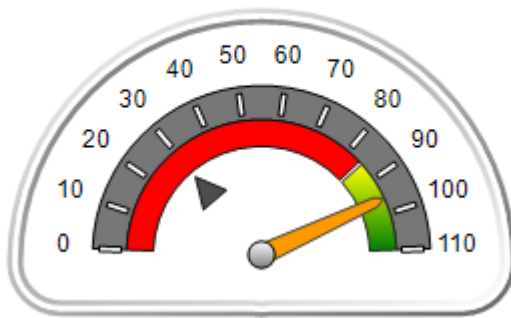
Provider/Program Name: B&amp;B Academy Homes, Inc. - ILP (5371) - ILP

2400 Herodian Way, Smyrna, GA 30080	Quarterly Scores (Grades)		Current Quarter Score (Grade)
Phone: 7703768867	Q1: (N/A)	Q2: 94.88 (A)	95.85%
Vendor ID# 161827	Q3: 72.93 (C-)	Q4: 95.85 (A)	(A)
Program Census Information:	# Children in Care During Quarter: 11	# Placements During Quarter: 11	# Children in Care On Last Day: 10

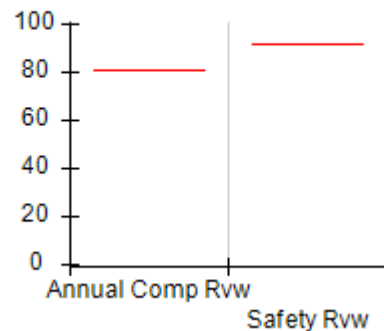
### Quarterly Provider Comparisons to All ILP/TLPs

indicates average for all ILP/TLPs

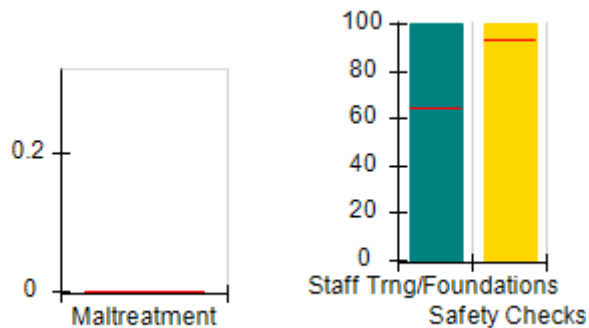
Overall Score (%)



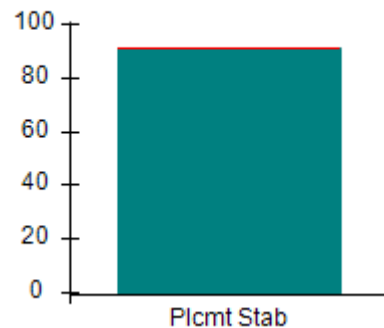
OPM Monitoring Reviews (%)



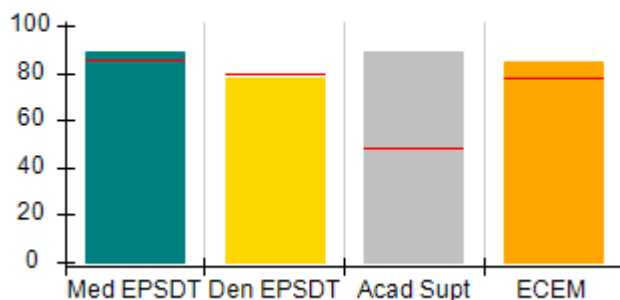
Safety Outcomes (%)



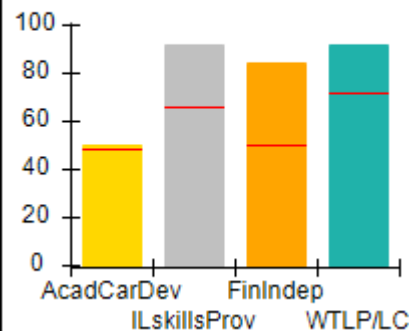
Permanency Outcomes (%)



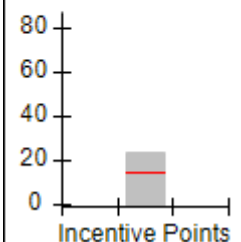
Well-Being Outcomes (%)



ILP/TLP Outcomes (%)



Incentives Earned (Points)





# Performance-Based Placement Measures RBWO Provider GA+SCORECARD - ILP/TLP

Report Quarter: Q4 FY2019

<b>Provider/Program Name: B&amp;B Academy Homes, Inc. - ILP (5371) - ILP</b>				
<b>2400 Herodian Way, Smyrna, GA 30080</b>		<b>Quarterly Scores (Grades)</b>		<b>Current Quarter Score (Grade)</b>
<b>Phone: 7703768867</b>		<b>Q1: (N/A)</b>	<b>Q2: 94.88 (A)</b>	<b>95.85%</b>
<b>Vendor ID# 161827</b>		<b>Q3: 72.93 (C-)</b>	<b>Q4: 95.85 (A)</b>	<b>(A)</b>
Program Census Information:		# Children in Care During Quarter: 11	# Placements During Quarter: 11	# Children in Care On Last Day: 10
	<b>Avg Performance All ILP/TLPs (%)</b>	<b>Provider Performance (%)*</b>	<b>Possible Points (Weight)</b>	<b>Provider Points Earned</b>
<b>OPM Monitoring Reviews</b>				
Annual Comprehensive Reviews	81%	Not Yet Conducted		
Safety Reviews	92%	Not Yet Conducted		
<b>Monitoring Sub-Total</b>				<b>0.00</b>
<b>ILP/TLP Safety Outcomes</b>				
Incidence of Maltreatment	0.00%	No Substantiated Reports	3	3.00
Staff Training/Foundations	64%	100%	5	5.00
Staff Safety Checks	93%	100%	5	5.00
<b>Safety Sub-Total</b>			<b>13</b>	<b>13.00</b>
<b>ILP/TLP Permanency Outcomes</b>				
Placement Stability	91%	91%	3	2.73
<b>Permanency Sub-Total</b>			<b>3</b>	<b>2.73</b>
<b>ILP/TLP Well-Being Outcomes</b>				
EPSDT Medical Visits	85%	89%	4	3.56
EPSDT Dental Visits	80%	78%	4	3.12
Academic Supports	49%	89%	2	1.78
Provider ECEM Visits	78%	85%	4	3.40
Placements with Siblings	No Data	Not Eligible	Not Scored	Not Scored
Placements within Legal County	28%	0%	Not Scored	Not Scored
<b>Well-Being Sub-Total</b>			<b>14</b>	<b>11.86</b>
<b>ILP/TLP Specialty Outcomes</b>				
Academic/Career Development	48%	50%	10	5.00
Ind Living Skills Provision	66%	92%	15	13.80
Financial Independence	50%	84%	5	4.20
WTLP/Life Coach	72%	92%	15	13.80
<b>Specialty Sub-Total</b>			<b>45</b>	<b>36.80</b>
*Performance calculation descriptions can be found in the FY 2019 RBWO PBP Measurements and Standards Guide.				

Monitoring &amp; Outcomes: Possible Points = 80

Points Earned = 64.39





## Performance-Based Placement Measures

### RBWO Provider GA+SCORECARD - ILP/TLP

Report Quarter: Q4 FY2019

<b>Score Before Incentives Credit</b>	<b>85.85%</b>
<b>Incentives Awarded</b>	<b>10.00 pts</b>
<b>PBP Verification</b>	<b>N/A pts</b>
<b>Total Score</b>	<b>95.85%</b>

Provider/Program Name: B&B Academy Homes, Inc. - ILP (5371) - ILP				
Program Census Information:		# Children in Care During Quarter: 11	# Placements During Quarter: 11	# Children in Care On Last Day: 10
ILP/TLP Incentive Credits	Avg Performance All ILP/TLPs (Points)	Provider Performance (%)*	Possible Points (Weight)	Provider Points Earned
No DOC Involvement		100%	5	5.00
Community Connections		100%	4	4.00
Positive Permanency Connections		0%	5	0.00
HS Grad/GED/Prof or Trade Certificate/College		N/A	10/5/5/1	12.00
Part-Time Employment with Medical Benefits		0%	10	0.00
Living Arrangements at Discharge		0%	10	0.00
Additional Academic Supports		29%	2	0.58
Additional IL Skills Provision		46%	5	2.30
Active Agency Accreditation		0%	4	0.00
Staff Clinical Licensure		0%	5	0.00
<b>Incentives Total</b>	<b>14.62</b>			<b>23.88</b>

\*Performance calculation descriptions can be found in the FY 2019 RBWO PBP Measurements and Standards Guide.

#### Child Protective Services Investigations and Dispositions

The following investigations data, which is not used for scoring but is considered significant to a provider's performance, is from Georgia SHINES and is not considered final or complete until the end of the fiscal year.

Total Reports:	0
Number Screened In:	0
Number Screened Out:	0
Number Substantiated:	0
Number Unsubstantiated:	0
Number Active CPS Investigations:	0

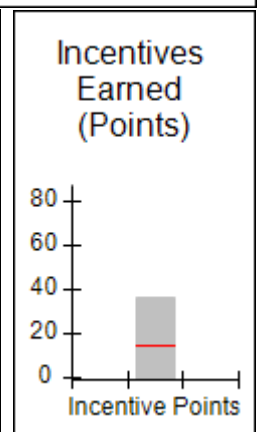
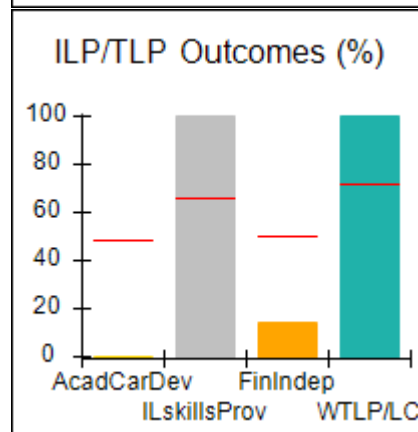
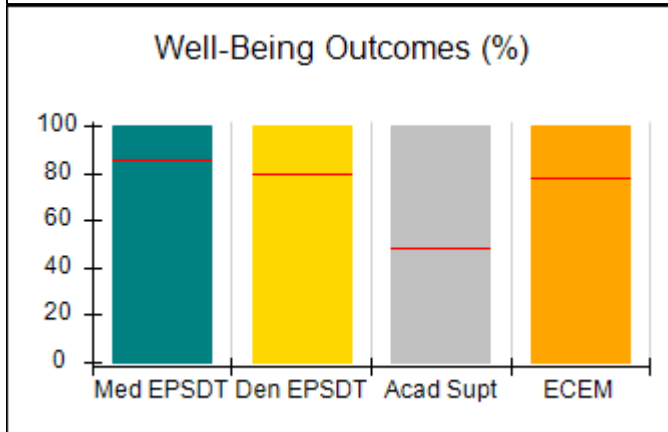
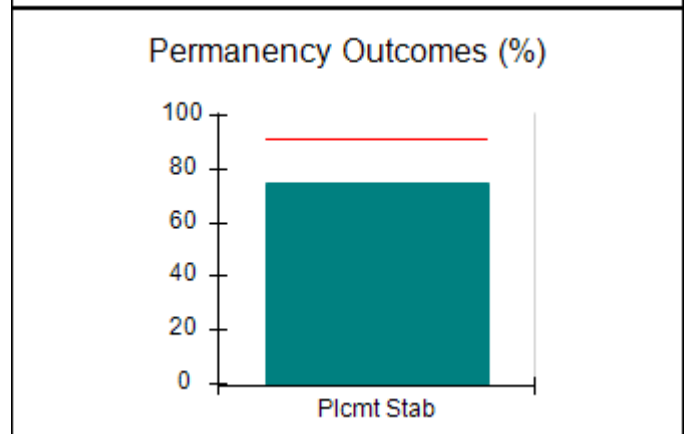
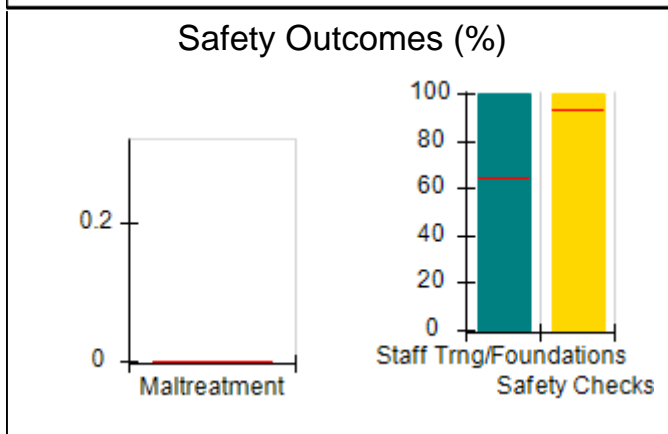
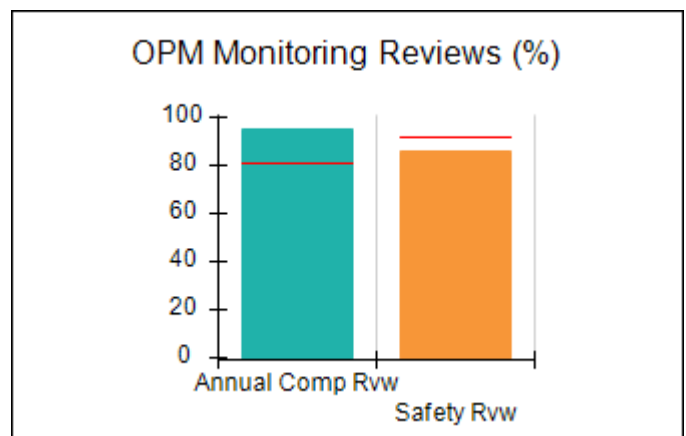
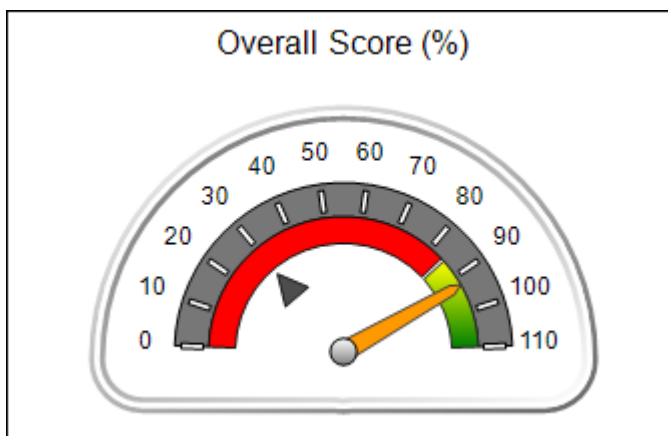


# Performance-Based Placement Measures RBWO Provider GA+SCORECARD - ILP/TLP

Report Quarter: Q4 FY2019

Provider/Program Name: Carl Malone Foundation, Inc. - Mercy's Door IV (5142) - ILP			
805 Happy St, Dalton, GA 30721	Quarterly Scores (Grades)		Current Quarter Score (Grade)
Phone: 706-277-4883	Q1: 83.97 (B-)	Q2: 94.33 (A)	92.79%
Vendor ID# 115539	Q3: 99.34 (A+)	Q4: 92.79 (A-)	(A-)
Program Census Information:	# Children in Care During Quarter: 4	# Placements During Quarter: 4	# Children in Care On Last Day: 2
Quarterly Provider Comparisons to All ILP/TLPs			

▼ — indicates average for all ILP/TLPs





## Performance-Based Placement Measures

### RBWO Provider GA+SCORECARD - ILP/TLP

Report Quarter: Q4 FY2019

<b>Provider/Program Name: Carl Malone Foundation, Inc. - Mercy's Door IV (5142) - ILP</b>				
<b>805 Happy St, Dalton, GA 30721</b>		<b>Quarterly Scores (Grades)</b>		<b>Current Quarter Score (Grade)</b>
<b>Phone: 706-277-4883</b>		<b>Q1: 83.97 (B-)</b>	<b>Q2: 94.33 (A)</b>	<b>92.79%</b>
<b>Vendor ID# 115539</b>		<b>Q3: 99.34 (A+)</b>	<b>Q4: 92.79 (A-)</b>	<b>(A-)</b>
Program Census Information:		# Children in Care During Quarter: 4	# Placements During Quarter: 4	# Children in Care On Last Day: 2
	<b>Avg Performance All ILP/TLPs (%)</b>	<b>Provider Performance (%)*</b>	<b>Possible Points (Weight)</b>	<b>Provider Points Earned</b>
<b>OPM Monitoring Reviews</b>				
Annual Comprehensive Reviews	81%	95%	15	14.23
Safety Reviews	92%	86%	10	8.61
<b>Monitoring Sub-Total</b>			<b>25</b>	<b>22.84</b>
<b>ILP/TLP Safety Outcomes</b>				
Incidence of Maltreatment	0.00%	No Substantiated Reports	3	3.00
Staff Training/Foundations	64%	100%	5	5.00
Staff Safety Checks	93%	100%	5	5.00
<b>Safety Sub-Total</b>			<b>13</b>	<b>13.00</b>
<b>ILP/TLP Permanency Outcomes</b>				
Placement Stability	91%	75%	3	2.25
<b>Permanency Sub-Total</b>			<b>3</b>	<b>2.25</b>
<b>ILP/TLP Well-Being Outcomes</b>				
EPSDT Medical Visits	85%	100%	4	4.00
EPSDT Dental Visits	80%	100%	4	4.00
Academic Supports	49%	100%	2	2.00
Provider ECEM Visits	78%	100%	4	4.00
Placements with Siblings	No Data	Not Eligible	Not Scored	Not Scored
Placements within Legal County	28%	Not Eligible	Not Scored	Not Scored
<b>Well-Being Sub-Total</b>			<b>14</b>	<b>14.00</b>
<b>ILP/TLP Specialty Outcomes</b>				
Academic/Career Development	48%	0%	10	0.00
Ind Living Skills Provision	66%	100%	15	15.00
Financial Independence	50%	14%	5	0.70
WTLP/Life Coach	72%	100%	15	15.00
<b>Specialty Sub-Total</b>			<b>45</b>	<b>30.70</b>
*Performance calculation descriptions can be found in the FY 2019 RBWO PBP Measurements and Standards Guide.				

**Monitoring & Outcomes: Possible Points = 100**
**Points Earned = 82.79**



## Performance-Based Placement Measures

### RBWO Provider GA+SCORECARD - ILP/TLP

Report Quarter: Q4 FY2019

<b>Score Before Incentives Credit</b>	<b>82.79%</b>
<b>Incentives Awarded</b>	<b>10.00 pts</b>
<b>PBP Verification</b>	<b>N/A pts</b>
<b>Total Score</b>	<b>92.79%</b>

#### Provider/Program Name: Carl Malone Foundation, Inc. - Mercy's Door IV (5142) - ILP

Program Census Information:		# Children in Care During Quarter: 4	# Placements During Quarter: 4	# Children in Care On Last Day: 2
ILP/TLP Incentive Credits	Avg Performance All ILP/TLPs (Points)	Provider Performance (%)*	Possible Points (Weight)	Provider Points Earned
No DOC Involvement		100%	5	5.00
Community Connections		100%	4	4.00
Positive Permanency Connections		100%	5	5.00
HS Grad/GED/Prof or Trade Certificate/College		N/A	10/5/5/1	10.00
Part-Time Employment with Medical Benefits		0%	10	0.00
Living Arrangements at Discharge		50%	10	5.00
Additional Academic Supports		100%	2	2.00
Additional IL Skills Provision		100%	5	5.00
Active Agency Accreditation		0%	4	0.00
Staff Clinical Licensure		0%	5	0.00
<b>Incentives Total</b>	<b>14.62</b>			<b>36.00</b>

\*Performance calculation descriptions can be found in the FY 2019 RBWO PBP Measurements and Standards Guide.

#### Child Protective Services Investigations and Dispositions

The following investigations data, which is not used for scoring but is considered significant to a provider's performance, is from Georgia SHINES and is not considered final or complete until the end of the fiscal year.

Total Reports:	0
Number Screened In:	0
Number Screened Out:	0
Number Substantiated:	0
Number Unsubstantiated:	0
Number Active CPS Investigations:	0

**Performance-Based Placement Measures**  
**RBWO Provider GA+SCORECARD - ILP/TLP**

Report Quarter: Q4 FY2019

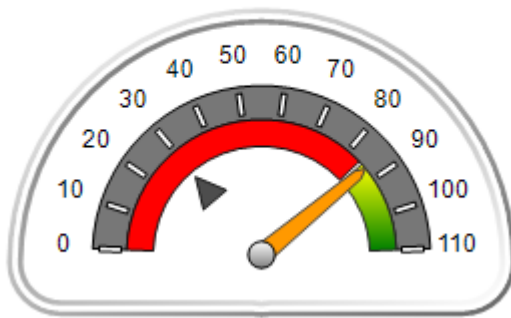
**Provider/Program Name: Carrie Steele-Pitts Home, Inc. - TLP (5129) - TLP**

667 Fairburn Rd., NW, Atlanta, GA 30331	Quarterly Scores (Grades)		Current Quarter Score (Grade)
Phone: 404-691-5187	Q1: 54.10 (F)	Q2: 65.34 (D)	<b>86.50%</b>
Vendor ID# 109513	Q3: 90.13 (A-)	Q4: 86.50 (B)	<b>(B)</b>
Program Census Information:	# Children in Care During Quarter: 5	# Placements During Quarter: 5	# Children in Care On Last Day: 5

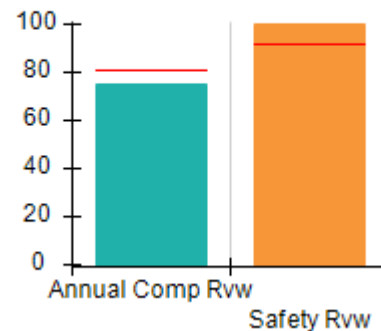
**Quarterly Provider Comparisons to All ILP/TLPs**

▼ — indicates average for all ILP/TLPs

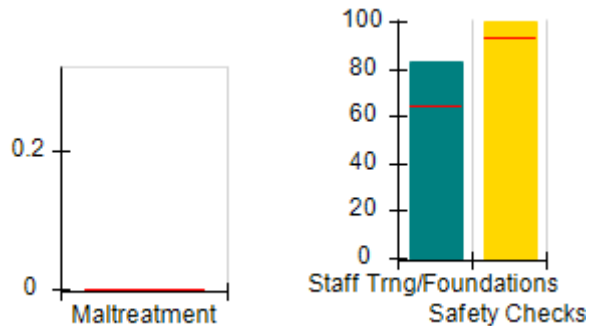
Overall Score (%)



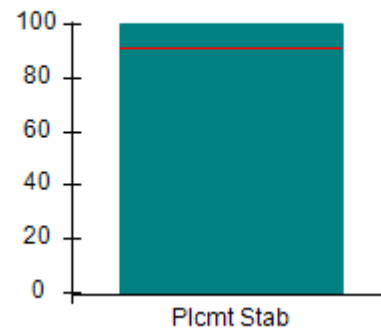
OPM Monitoring Reviews (%)



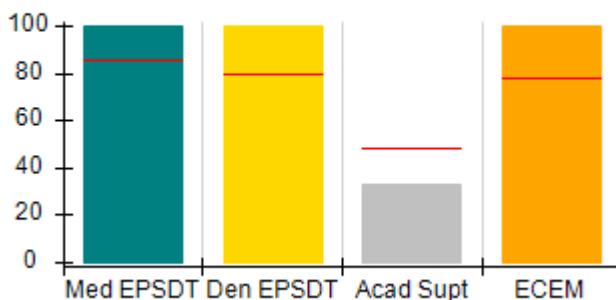
Safety Outcomes (%)



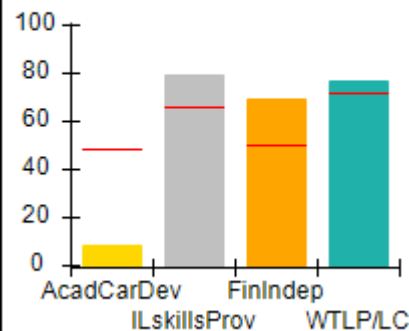
Permanency Outcomes (%)



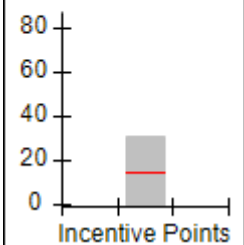
Well-Being Outcomes (%)



ILP/TLP Outcomes (%)



Incentives Earned (Points)





# Performance-Based Placement Measures

## RBWO Provider GA+SCORECARD - ILP/TLP

Report Quarter: Q4 FY2019

<b>Provider/Program Name: Carrie Steele-Pitts Home, Inc. - TLP (5129) - TLP</b>				
<b>667 Fairburn Rd., NW, Atlanta, GA 30331</b>		<b>Quarterly Scores (Grades)</b>		<b>Current Quarter Score (Grade)</b>
<b>Phone: 404-691-5187</b>		<b>Q1: 54.10 (F)</b>	<b>Q2: 65.34 (D)</b>	<b>86.50%</b>
<b>Vendor ID# 109513</b>		<b>Q3: 90.13 (A-)</b>	<b>Q4: 86.50 (B)</b>	<b>(B)</b>
Program Census Information:		# Children in Care During Quarter: 5	# Placements During Quarter: 5	# Children in Care On Last Day: 5
	<b>Avg Performance All ILP/TLPs (%)</b>	<b>Provider Performance (%)*</b>	<b>Possible Points (Weight)</b>	<b>Provider Points Earned</b>
<b>OPM Monitoring Reviews</b>				
Annual Comprehensive Reviews	81%	75%	15	11.30
Safety Reviews	92%	100%	10	10.00
<b>Monitoring Sub-Total</b>			<b>25</b>	<b>21.30</b>
<b>ILP/TLP Safety Outcomes</b>				
Incidence of Maltreatment	0.00%	Not Eligible		
Staff Training/Foundations	64%	83%	6.5	5.40
Staff Safety Checks	93%	100%	6.5	6.50
<b>Safety Sub-Total</b>			<b>13</b>	<b>11.90</b>
<b>ILP/TLP Permanency Outcomes</b>				
Placement Stability	91%	100%	3	3.00
<b>Permanency Sub-Total</b>			<b>3</b>	<b>3.00</b>
<b>ILP/TLP Well-Being Outcomes</b>				
EPSDT Medical Visits	85%	100%	4	4.00
EPSDT Dental Visits	80%	100%	4	4.00
Academic Supports	49%	33%	2	0.66
Provider ECEM Visits	78%	100%	4	4.00
Placements with Siblings	No Data	50%	Not Scored	Not Scored
Placements within Legal County	28%	0%	Not Scored	Not Scored
<b>Well-Being Sub-Total</b>			<b>14</b>	<b>12.66</b>
<b>ILP/TLP Specialty Outcomes</b>				
Academic/Career Development	48%	8%	10	0.80
Ind Living Skills Provision	66%	79%	15	11.85
Financial Independence	50%	69%	5	3.45
WTLP/Life Coach	72%	77%	15	11.55
<b>Specialty Sub-Total</b>			<b>45</b>	<b>27.65</b>

\*Performance calculation descriptions can be found in the FY 2019 RBWO PBP Measurements and Standards Guide.

<b>Monitoring &amp; Outcomes: Possible Points = 100</b>	<b>Points Earned = 76.50</b>
<b>Score Before Incentives Credit</b>	<b>76.50%</b>

**Performance-Based Placement Measures**  
**RBWO Provider GA+SCORECARD - ILP/TLP**

Report Quarter: Q4 FY2019

Incentives Awarded	10.00 pts
PBP Verification	0.00 pts
<b>Total Score</b>	<b>86.50%</b>

**Provider/Program Name: Carrie Steele-Pitts Home, Inc. - TLP (5129) - TLP**

Program Census Information:		# Children in Care During Quarter: 5	# Placements During Quarter: 5	# Children in Care On Last Day: 5
ILP/TLP Incentive Credits	Avg Performance All ILP/TLPs (Points)	Provider Performance (%)*	Possible Points (Weight)	Provider Points Earned
No DOC Involvement		69%	5	3.45
Community Connections		25%	4	1.00
Positive Permanency Connections		0%	5	0.00
HS Grad/GED/Prof or Trade Certificate/College		N/A	10/5/5/1	22.00
Part-Time Employment with Medical Benefits		Not Eligible	10	
Living Arrangements at Discharge		Not Eligible	10	
Additional Academic Supports		0%	2	0.00
Additional IL Skills Provision		64%	5	3.20
Active Agency Accreditation		0%	4	0.00
Staff Clinical Licensure		20%	5	1.00
<b>Incentives Total</b>	<b>14.62</b>			<b>30.65</b>

\*Performance calculation descriptions can be found in the FY 2019 RBWO PBP Measurements and Standards Guide.

**Child Protective Services Investigations and Dispositions**

The following investigations data, which is not used for scoring but is considered significant to a provider's performance, is from Georgia SHINES and is not considered final or complete until the end of the fiscal year.

Total Reports:	0	
Number Screened In:	0	
Number Screened Out:	0	
Number Substantiated:	0	
Number Unsubstantiated:	0	
Number Active CPS Investigations:	0	



## Performance-Based Placement Measures

### RBWO Provider GA+SCORECARD - ILP/TLP

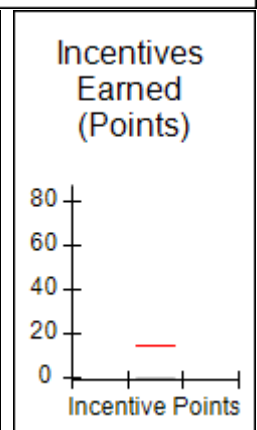
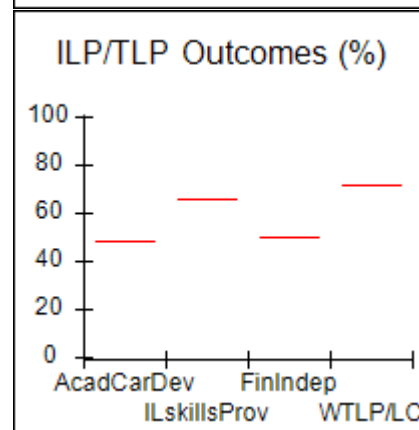
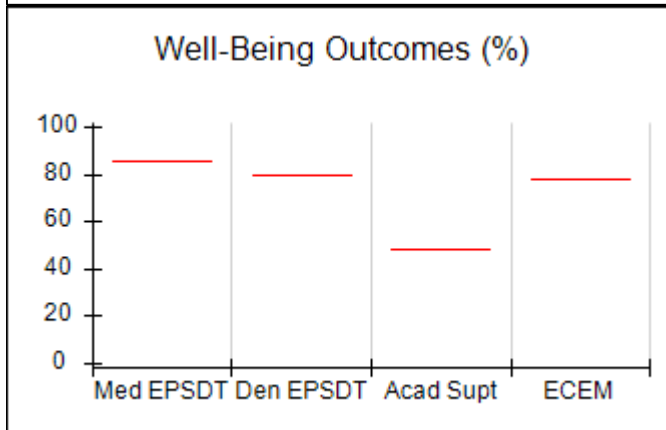
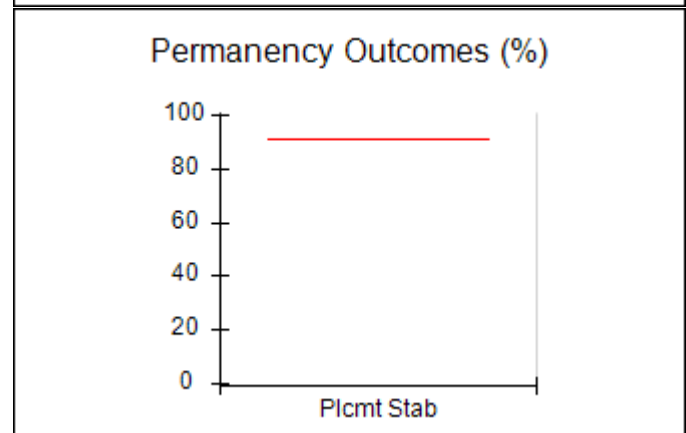
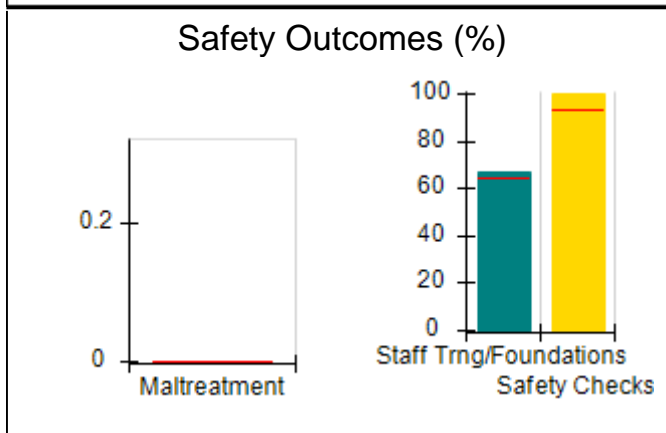
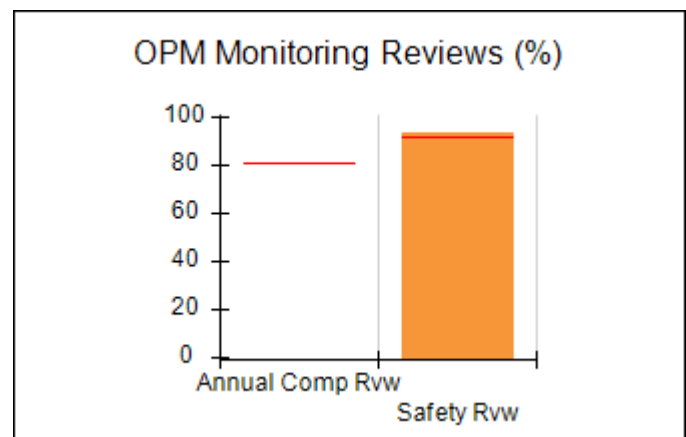
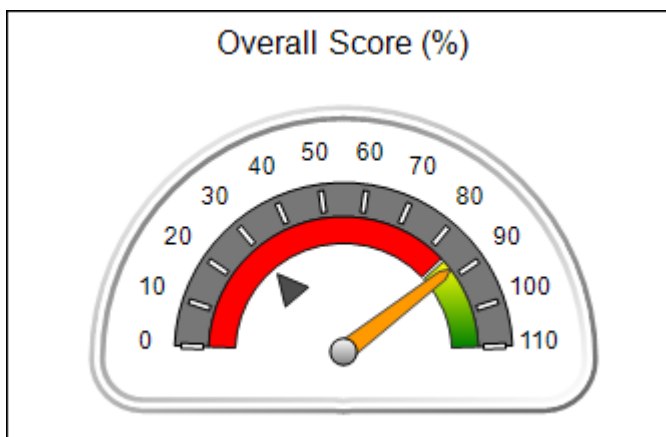
Report Quarter: Q4 FY2019

**Provider/Program Name: Center for Children and Young Adults, The - Connections ILP (5220) - ILP**

2121 Windy Hill Rd., Marietta, GA 30060	Quarterly Scores (Grades)		Current Quarter Score (Grade)
Phone: 770-485-1625	Q1: 71.57 (C-)	Q2: 87.77 (B+)	<b>87.77%</b>
Vendor ID# 138975	Q3: 97.10 (A+)	Q4: 87.77 (B+)	<b>(B+)</b>
Program Census Information:	# Children in Care During Quarter: 0	# Placements During Quarter: 0	# Children in Care On Last Day: 0

### Quarterly Provider Comparisons to All ILP/TLPs

indicates average for all ILP/TLPs







## Performance-Based Placement Measures

### RBWO Provider GA+SCORECARD - ILP/TLP

Report Quarter: Q4 FY2019

<b>Provider/Program Name: Center for Children and Young Adults, The - Connections ILP (5220) - ILP</b>				
<b>2121 Windy Hill Rd., Marietta, GA 30060</b>		<b>Quarterly Scores (Grades)</b>		<b>Current Quarter Score (Grade)</b>
<b>Phone: 770-485-1625</b>		<b>Q1: 71.57 (C-)</b>	<b>Q2: 87.77 (B+)</b>	<b>87.77%</b>
<b>Vendor ID# 138975</b>		<b>Q3: 97.10 (A+)</b>	<b>Q4: 87.77 (B+)</b>	<b>(B+)</b>
Program Census Information:		# Children in Care During Quarter: 0	# Placements During Quarter: 0	# Children in Care On Last Day: 0
	<b>Avg Performance All ILP/TLPs (%)</b>	<b>Provider Performance (%)*</b>	<b>Possible Points (Weight)</b>	<b>Provider Points Earned</b>
<b>OPM Monitoring Reviews</b>				
Annual Comprehensive Reviews	81%	Not Yet Conducted		
Safety Reviews	92%	93%	10	9.33
<b>Monitoring Sub-Total</b>			<b>10</b>	<b>9.33</b>
<b>ILP/TLP Safety Outcomes</b>				
Incidence of Maltreatment	0.00%	Not Eligible		
Staff Training/Foundations	64%	67%	6.5	4.36
Staff Safety Checks	93%	100%	6.5	6.50
<b>Safety Sub-Total</b>			<b>13</b>	<b>10.86</b>
<b>ILP/TLP Permanency Outcomes</b>				
Placement Stability	91%	Not Eligible		
<b>Permanency Sub-Total</b>			<b>N/A</b>	
<b>ILP/TLP Well-Being Outcomes</b>				
EPSDT Medical Visits	85%	Not Eligible		
EPSDT Dental Visits	80%	Not Eligible		
Academic Supports	49%	Not Eligible		
Provider ECEM Visits	78%	Not Eligible		
Placements with Siblings	No Data	Not Eligible	Not Scored	Not Scored
Placements within Legal County	28%	Not Eligible	Not Scored	Not Scored
<b>Well-Being Sub-Total</b>			<b>N/A</b>	
<b>ILP/TLP Specialty Outcomes</b>				
Academic/Career Development	48%	Not Eligible		
Ind Living Skills Provision	66%	Not Eligible		
Financial Independence	50%	Not Eligible		
WTLP/Life Coach	72%	Not Eligible		
<b>Specialty Sub-Total</b>			<b>N/A</b>	
*Performance calculation descriptions can be found in the FY 2019 RBWO PBP Measurements and Standards Guide.				

**Monitoring & Outcomes: Possible Points = 18**

**Points Earned = 20.19**



## Performance-Based Placement Measures

### RBWO Provider GA+SCORECARD - ILP/TLP

Report Quarter: Q4 FY2019

<b>Score Before Incentives Credit</b>	<b>87.77%</b>
<b>Incentives Awarded</b>	<b>00.00 pts</b>
<b>PBP Verification</b>	<b>0.00 pts</b>
<b>Total Score</b>	<b>87.77%</b>

#### Provider/Program Name: Center for Children and Young Adults, The - Connections ILP (5220) - ILP

Program Census Information:		# Children in Care During Quarter: 0	# Placements During Quarter: 0	# Children in Care On Last Day: 0
ILP/TLP Incentive Credits	Avg Performance All ILP/TLPs (Points)	Provider Performance (%)*	Possible Points (Weight)	Provider Points Earned
No DOC Involvement		Not Eligible	5	
Community Connections		Not Eligible	4	
Positive Permanency Connections		Not Eligible	5	
HS Grad/GED/Prof or Trade Certificate/College		N/A	10/5/5/1	
Part-Time Employment with Medical Benefits		Not Eligible	10	
Living Arrangements at Discharge		Not Eligible	10	
Additional Academic Supports		Not Eligible	2	
Additional IL Skills Provision		Not Eligible	5	
Active Agency Accreditation		0%	4	0.00
Staff Clinical Licensure		0%	5	0.00
<b>Incentives Total</b>	<b>14.62</b>			<b>0.00</b>

\*Performance calculation descriptions can be found in the FY 2019 RBWO PBP Measurements and Standards Guide.

#### Child Protective Services Investigations and Dispositions

The following investigations data, which is not used for scoring but is considered significant to a provider's performance, is from Georgia SHINES and is not considered final or complete until the end of the fiscal year.

Total Reports:	0
Number Screened In:	0
Number Screened Out:	0
Number Substantiated:	0
Number Unsubstantiated:	0
Number Active CPS Investigations:	0



## Performance-Based Placement Measures RBWO Provider GA+SCORECARD - ILP/TLP

Report Quarter: Q4 FY2019

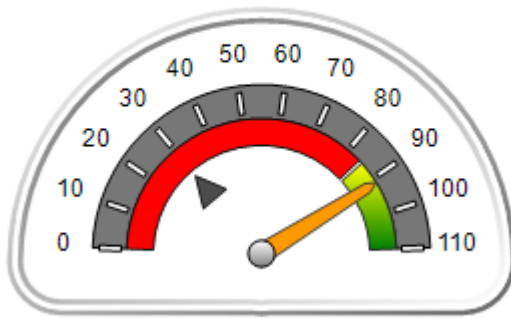
**Provider/Program Name: Center for Children and Young Adults, The - Life Works (580) - TLP**

2221 Austell Rd., Marietta, GA 30008	Quarterly Scores (Grades)		Current Quarter Score (Grade)
Phone: 770-485-1625	Q1: 91.91 (A-)	Q2: 97.71 (A+)	<b>91.42%</b>
Vendor ID# 35263	Q3: 97.47 (A+)	Q4: 91.42 (A-)	<b>(A-)</b>
Program Census Information:	# Children in Care During Quarter: 25	# Placements During Quarter: 25	# Children in Care On Last Day: 17

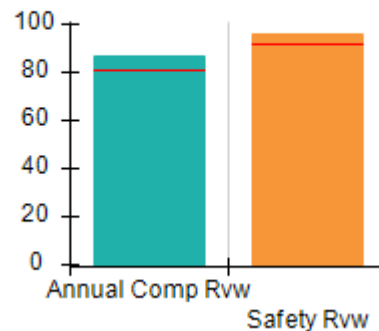
### Quarterly Provider Comparisons to All ILP/TLPs

▼ — indicates average for all ILP/TLPs

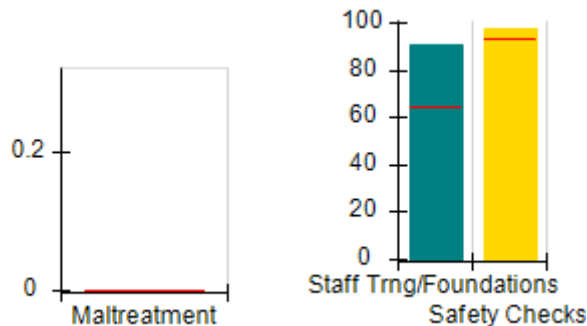
Overall Score (%)



OPM Monitoring Reviews (%)



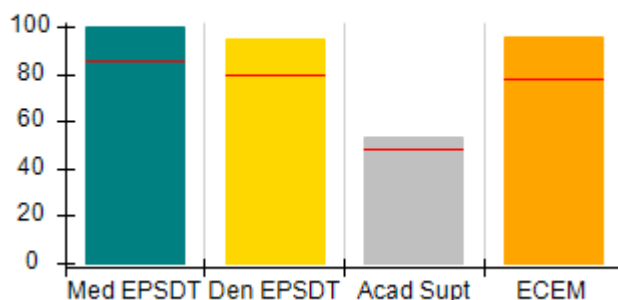
Safety Outcomes (%)



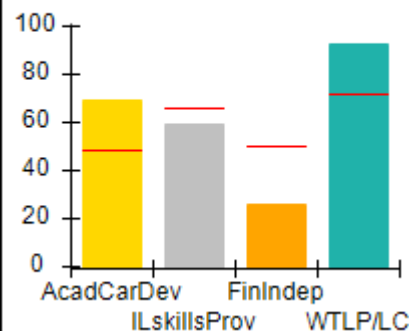
Permanency Outcomes (%)



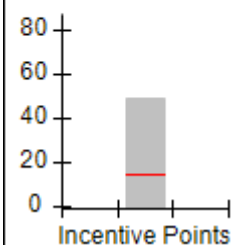
Well-Being Outcomes (%)



ILP/TLP Outcomes (%)



Incentives Earned (Points)





## Performance-Based Placement Measures

### RBWO Provider GA+SCORECARD - ILP/TLP

Report Quarter: Q4 FY2019

<b>Provider/Program Name: Center for Children and Young Adults, The - Life Works (580) - TLP</b>				
<b>2221 Austell Rd., Marietta, GA 30008</b>		<b>Quarterly Scores (Grades)</b>		<b>Current Quarter Score (Grade)</b>
<b>Phone: 770-485-1625</b>		<b>Q1: 91.91 (A-)</b>	<b>Q2: 97.71 (A+)</b>	<b>91.42%</b>
<b>Vendor ID# 35263</b>		<b>Q3: 97.47 (A+)</b>	<b>Q4: 91.42 (A-)</b>	<b>(A-)</b>
Program Census Information:		# Children in Care During Quarter: 25	# Placements During Quarter: 25	# Children in Care On Last Day: 17
	<b>Avg Performance All ILP/TLPs (%)</b>	<b>Provider Performance (%)*</b>	<b>Possible Points (Weight)</b>	<b>Provider Points Earned</b>
<b>OPM Monitoring Reviews</b>				
Annual Comprehensive Reviews	81%	86%	15	12.97
Safety Reviews	92%	96%	10	9.58
<b>Monitoring Sub-Total</b>			<b>25</b>	<b>22.56</b>
<b>ILP/TLP Safety Outcomes</b>				
Incidence of Maltreatment	0.00%	No Substantiated Reports	3	3.00
Staff Training/Foundations	64%	91%	5	4.55
Staff Safety Checks	93%	97%	5	4.85
<b>Safety Sub-Total</b>			<b>13</b>	<b>12.40</b>
<b>ILP/TLP Permanency Outcomes</b>				
Placement Stability	91%	92%	3	2.76
<b>Permanency Sub-Total</b>			<b>3</b>	<b>2.76</b>
<b>ILP/TLP Well-Being Outcomes</b>				
EPSDT Medical Visits	85%	100%	4	4.00
EPSDT Dental Visits	80%	95%	4	3.80
Academic Supports	49%	53%	2	1.06
Provider ECEM Visits	78%	96%	4	3.84
Placements with Siblings	No Data	64%	Not Scored	Not Scored
Placements within Legal County	28%	40%	Not Scored	Not Scored
<b>Well-Being Sub-Total</b>			<b>14</b>	<b>12.70</b>
<b>ILP/TLP Specialty Outcomes</b>				
Academic/Career Development	48%	69%	10	6.90
Ind Living Skills Provision	66%	59%	15	8.85
Financial Independence	50%	26%	5	1.30
WTLP/Life Coach	72%	93%	15	13.95
<b>Specialty Sub-Total</b>			<b>45</b>	<b>31.00</b>
*Performance calculation descriptions can be found in the FY 2019 RBWO PBP Measurements and Standards Guide.				

**Monitoring & Outcomes: Possible Points = 100**
**Points Earned = 81.42**



## Performance-Based Placement Measures

### RBWO Provider GA+SCORECARD - ILP/TLP

Report Quarter: Q4 FY2019

<b>Score Before Incentives Credit</b>	<b>81.42%</b>
<b>Incentives Awarded</b>	<b>10.00 pts</b>
<b>PBP Verification</b>	<b>0.00 pts</b>
<b>Total Score</b>	<b>91.42%</b>

#### Provider/Program Name: Center for Children and Young Adults, The - Life Works (580) - TLP

Program Census Information:		# Children in Care During Quarter: 25	# Placements During Quarter: 25	# Children in Care On Last Day: 17
ILP/TLP Incentive Credits	Avg Performance All ILP/TLPs (Points)	Provider Performance (%)*	Possible Points (Weight)	Provider Points Earned
No DOC Involvement		96%	5	4.80
Community Connections		93%	4	3.72
Positive Permanency Connections		0%	5	0.00
HS Grad/GED/Prof or Trade Certificate/College		N/A	10/5/5/1	40.00
Part-Time Employment with Medical Benefits		0%	10	0.00
Living Arrangements at Discharge		0%	10	0.00
Additional Academic Supports		20%	2	0.40
Additional IL Skills Provision		0%	5	0.00
Active Agency Accreditation		0%	4	0.00
Staff Clinical Licensure		0%	5	0.00
<b>Incentives Total</b>	<b>14.62</b>			<b>48.92</b>

\*Performance calculation descriptions can be found in the FY 2019 RBWO PBP Measurements and Standards Guide.

#### Child Protective Services Investigations and Dispositions

The following investigations data, which is not used for scoring but is considered significant to a provider's performance, is from Georgia SHINES and is not considered final or complete until the end of the fiscal year.

Total Reports:	0
Number Screened In:	0
Number Screened Out:	0
Number Substantiated:	0
Number Unsubstantiated:	0
Number Active CPS Investigations:	0



## Performance-Based Placement Measures RBWO Provider GA+SCORECARD - ILP/TLP

Report Quarter: Q4 FY2019

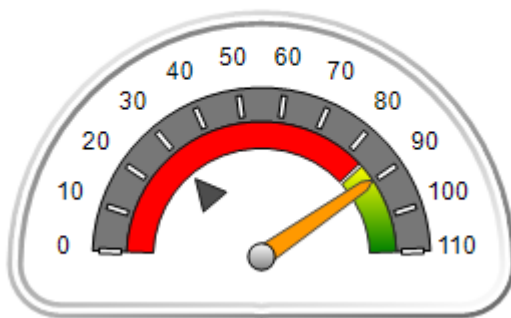
**Provider/Program Name: CHRIS 180 Inc. - Summit Trail Boys ILP (4675) - ILP**

2045 Graham Circle, Atlanta, GA 30316	Quarterly Scores (Grades)		Current Quarter Score (Grade)
Phone: 404-327-5820	Q1: 44.93 (F)	Q2: 66.87 (D)	<b>89.71%</b>
Vendor ID# 35283	Q3: 96.92 (A)	Q4: 89.71 (B+)	<b>(B+)</b>
Program Census Information:	# Children in Care During Quarter: 12	# Placements During Quarter: 12	# Children in Care On Last Day: 9

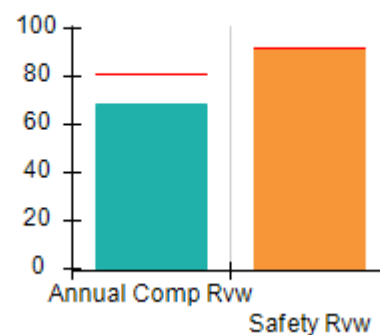
### Quarterly Provider Comparisons to All ILP/TLPs

▼ — indicates average for all ILP/TLPs

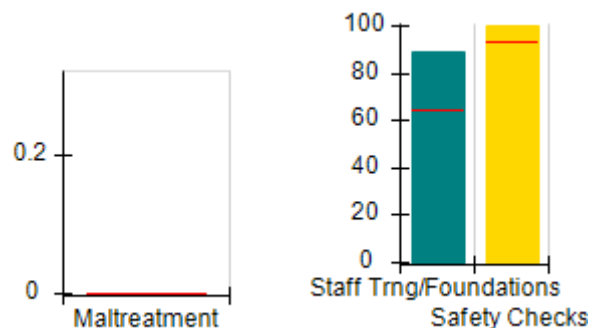
Overall Score (%)



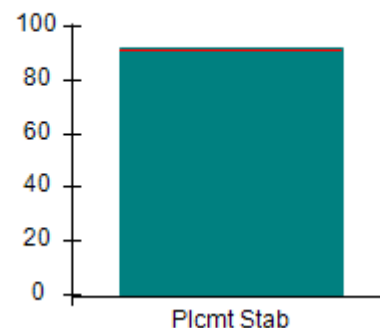
OPM Monitoring Reviews (%)



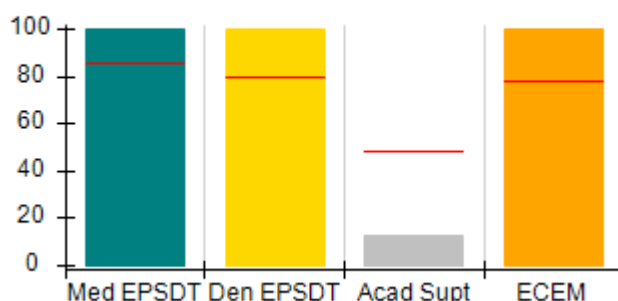
Safety Outcomes (%)



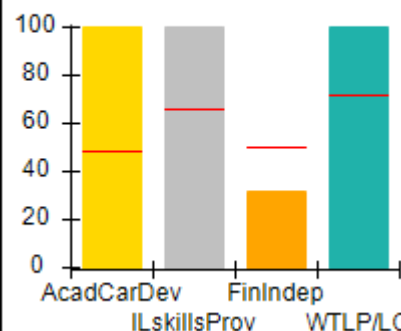
Permanency Outcomes (%)



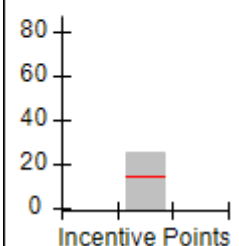
Well-Being Outcomes (%)



ILP/TLP Outcomes (%)



Incentives Earned (Points)





# Performance-Based Placement Measures

## RBWO Provider GA+SCORECARD - ILP/TLP

Report Quarter: Q4 FY2019

<b>Provider/Program Name: CHRIS 180 Inc. - Summit Trail Boys ILP (4675) - ILP</b>				
2045 Graham Circle, Atlanta, GA 30316		Quarterly Scores (Grades)		Current Quarter Score (Grade)
Phone: 404-327-5820		Q1: 44.93 (F)	Q2: 66.87 (D)	<b>89.71%</b>
Vendor ID# 35283		Q3: 96.92 (A)	Q4: 89.71 (B+)	<b>(B+)</b>
Program Census Information:		# Children in Care During Quarter: 12	# Placements During Quarter: 12	# Children in Care On Last Day: 9
	Avg Performance All ILP/TLPs (%)	Provider Performance (%)*	Possible Points (Weight)	Provider Points Earned
<b>OPM Monitoring Reviews</b>				
Annual Comprehensive Reviews	81%	69%	15	10.28
Safety Reviews	92%	91%	10	9.14
<b>Monitoring Sub-Total</b>			<b>25</b>	<b>19.42</b>
<b>ILP/TLP Safety Outcomes</b>				
Incidence of Maltreatment	0.00%	No Substantiated Reports	3	3.00
Staff Training/Foundations	64%	89%	5	4.45
Staff Safety Checks	93%	100%	5	5.00
<b>Safety Sub-Total</b>			<b>13</b>	<b>12.45</b>
<b>ILP/TLP Permanency Outcomes</b>				
Placement Stability	91%	92%	3	2.76
<b>Permanency Sub-Total</b>			<b>3</b>	<b>2.76</b>
<b>ILP/TLP Well-Being Outcomes</b>				
EPSDT Medical Visits	85%	100%	4	4.00
EPSDT Dental Visits	80%	100%	4	4.00
Academic Supports	49%	13%	2	0.26
Provider ECEM Visits	78%	100%	4	4.00
Placements with Siblings	No Data	0%	Not Scored	Not Scored
Placements within Legal County	28%	60%	Not Scored	Not Scored
<b>Well-Being Sub-Total</b>			<b>14</b>	<b>12.26</b>
<b>ILP/TLP Specialty Outcomes</b>				
Academic/Career Development	48%	100%	10	10.00
Ind Living Skills Provision	66%	100%	15	15.00
Financial Independence	50%	32%	5	1.60
WTLP/Life Coach	72%	100%	15	15.00
<b>Specialty Sub-Total</b>			<b>45</b>	<b>41.60</b>
*Performance calculation descriptions can be found in the FY 2019 RBWO PBP Measurements and Standards Guide.				

Monitoring &amp; Outcomes: Possible Points = 100

Points Earned = 88.49



## Performance-Based Placement Measures

### RBWO Provider GA+SCORECARD - ILP/TLP

Report Quarter: Q4 FY2019

<b>Score Before Incentives Credit</b>	<b>88.49%</b>
<b>Incentives Awarded</b>	<b>10.00 pts</b>
<b>PBP Verification</b>	<b>-8.78 pts</b>
<b>Total Score</b>	<b>89.71%</b>

Provider/Program Name: CHRIS 180 Inc. - Summit Trail Boys ILP (4675) - ILP				
Program Census Information:		# Children in Care During Quarter: 12	# Placements During Quarter: 12	# Children in Care On Last Day: 9
ILP/TLP Incentive Credits	Avg Performance All ILP/TLPs (Points)	Provider Performance (%)*	Possible Points (Weight)	Provider Points Earned
No DOC Involvement		83%	5	4.15
Community Connections		67%	4	2.68
Positive Permanency Connections		50%	5	2.50
HS Grad/GED/Prof or Trade Certificate/College		N/A	10/5/5/1	
Part-Time Employment with Medical Benefits		50%	10	5.00
Living Arrangements at Discharge		33%	10	3.30
Additional Academic Supports		13%	2	0.26
Additional IL Skills Provision		90%	5	4.50
Active Agency Accreditation		50%	4	2.00
Staff Clinical Licensure		20%	5	1.00
<b>Incentives Total</b>	<b>14.62</b>			<b>25.39</b>

\*Performance calculation descriptions can be found in the FY 2019 RBWO PBP Measurements and Standards Guide.

Child Protective Services Investigations and Dispositions		
The following investigations data, which is not used for scoring but is considered significant to a provider's performance, is from Georgia SHINES and is not considered final or complete until the end of the fiscal year.		
Total Reports:	0	
Number Screened In:	0	
Number Screened Out:	0	
Number Substantiated:	0	
Number Unsubstantiated:	0	
Number Active CPS Investigations:	0	





## Performance-Based Placement Measures RBWO Provider GA+SCORECARD - ILP/TLP

Report Quarter: Q4 FY2019

Provider/Program Name: CHRIS 180 Inc. - Summit Trail Girls ILP (4674) - ILP			
2045 Graham Circle, Atlanta, GA 30316	Quarterly Scores (Grades)		Current Quarter Score (Grade)
Phone: 404-327-5820	Q1: 65.19 (D)	Q2: 81.75 (B-)	92.00%
Vendor ID# 35279	Q3: 97.41 (A+)	Q4: 92.00 (A-)	(A-)
Program Census Information:	# Children in Care During Quarter: 4	# Placements During Quarter: 4	# Children in Care On Last Day: 1
Quarterly Provider Comparisons to All ILP/TLPs			

▼ — indicates average for all ILP/TLPs





# Performance-Based Placement Measures

## RBWO Provider GA+SCORECARD - ILP/TLP

Report Quarter: Q4 FY2019

<b>Provider/Program Name: CHRIS 180 Inc. - Summit Trail Girls ILP (4674) - ILP</b>				
<b>2045 Graham Circle, Atlanta, GA 30316</b>		<b>Quarterly Scores (Grades)</b>		<b>Current Quarter Score (Grade)</b>
<b>Phone: 404-327-5820</b>		<b>Q1: 65.19 (D)</b>	<b>Q2: 81.75 (B-)</b>	<b>92.00%</b>
<b>Vendor ID# 35279</b>		<b>Q3: 97.41 (A+)</b>	<b>Q4: 92.00 (A-)</b>	<b>(A-)</b>
Program Census Information:		# Children in Care During Quarter: 4	# Placements During Quarter: 4	# Children in Care On Last Day: 1
	<b>Avg Performance All ILP/TLPs (%)</b>	<b>Provider Performance (%)*</b>	<b>Possible Points (Weight)</b>	<b>Provider Points Earned</b>
<b>OPM Monitoring Reviews</b>				
Annual Comprehensive Reviews	81%	71%	15	10.62
Safety Reviews	92%	93%	10	9.33
<b>Monitoring Sub-Total</b>			<b>25</b>	<b>19.95</b>
<b>ILP/TLP Safety Outcomes</b>				
Incidence of Maltreatment	0.00%	No Substantiated Reports	3	3.00
Staff Training/Foundations	64%	100%	5	5.00
Staff Safety Checks	93%	90%	5	4.50
<b>Safety Sub-Total</b>			<b>13</b>	<b>12.50</b>
<b>ILP/TLP Permanency Outcomes</b>				
Placement Stability	91%	50%	3	1.50
<b>Permanency Sub-Total</b>			<b>3</b>	<b>1.50</b>
<b>ILP/TLP Well-Being Outcomes</b>				
EPSDT Medical Visits	85%	100%	4.7	4.67
EPSDT Dental Visits	80%	100%	4.7	4.67
Academic Supports	49%	Not Eligible		
Provider ECEM Visits	78%	100%	4.7	4.67
Placements with Siblings	No Data	0%	Not Scored	Not Scored
Placements within Legal County	28%	Not Eligible	Not Scored	Not Scored
<b>Well-Being Sub-Total</b>			<b>14</b>	<b>14.00</b>
<b>ILP/TLP Specialty Outcomes</b>				
Academic/Career Development	48%	100%	10	10.00
Ind Living Skills Provision	66%	100%	15	15.00
Financial Independence	50%	0%	5	0.00
WTLP/Life Coach	72%	89%	15	13.35
<b>Specialty Sub-Total</b>			<b>45</b>	<b>38.35</b>
*Performance calculation descriptions can be found in the FY 2019 RBWO PBP Measurements and Standards Guide.				

**Monitoring & Outcomes: Possible Points = 100****Points Earned = 86.30**



## Performance-Based Placement Measures

### RBWO Provider GA+SCORECARD - ILP/TLP

Report Quarter: Q4 FY2019

<b>Score Before Incentives Credit</b>	<b>86.30%</b>
<b>Incentives Awarded</b>	<b>10.00 pts</b>
<b>PBP Verification</b>	<b>-4.30 pts</b>
<b>Total Score</b>	<b>92.00%</b>

Provider/Program Name: CHRIS 180 Inc. - Summit Trail Girls ILP (4674) - ILP				
Program Census Information:		# Children in Care During Quarter: 4	# Placements During Quarter: 4	# Children in Care On Last Day: 1
ILP/TLP Incentive Credits	Avg Performance All ILP/TLPs (Points)	Provider Performance (%)*	Possible Points (Weight)	Provider Points Earned
No DOC Involvement		100%	5	5.00
Community Connections		0%	4	0.00
Positive Permanency Connections		0%	5	0.00
HS Grad/GED/Prof or Trade Certificate/College		N/A	10/5/5/1	5.00
Part-Time Employment with Medical Benefits		67%	10	6.70
Living Arrangements at Discharge		33%	10	3.30
Additional Academic Supports		Not Eligible	2	
Additional IL Skills Provision		71%	5	3.55
Active Agency Accreditation		50%	4	2.00
Staff Clinical Licensure		20%	5	1.00
<b>Incentives Total</b>	<b>14.62</b>			<b>26.55</b>

\*Performance calculation descriptions can be found in the FY 2019 RBWO PBP Measurements and Standards Guide.

Child Protective Services Investigations and Dispositions		
The following investigations data, which is not used for scoring but is considered significant to a provider's performance, is from Georgia SHINES and is not considered final or complete until the end of the fiscal year.		
Total Reports:	0	
Number Screened In:	0	
Number Screened Out:	0	
Number Substantiated:	0	
Number Unsubstantiated:	0	
Number Active CPS Investigations:	0	



# Performance-Based Placement Measures

## RBWO Provider GA+SCORECARD - ILP/TLP

Report Quarter: Q4 FY2019

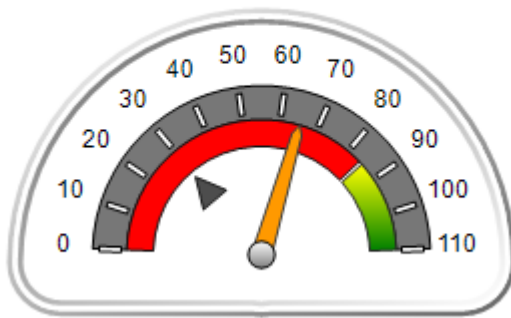
**Provider/Program Name: Elks Aidmore Children's Center - ILP (5233) - ILP**

1105 Lake Point Ln., Stone Mountain, GA 30088	Quarterly Scores (Grades)		Current Quarter Score (Grade)
Phone: 770-483-3535	Q1: 63.13 (D-)	Q2: 56.03 (F)	<b>65.28%</b>
Vendor ID# 144120	Q3: 51.91 (F)	Q4: 65.28 (D)	<b>(D)</b>
Program Census Information:	# Children in Care During Quarter: 5	# Placements During Quarter: 5	# Children in Care On Last Day: 3

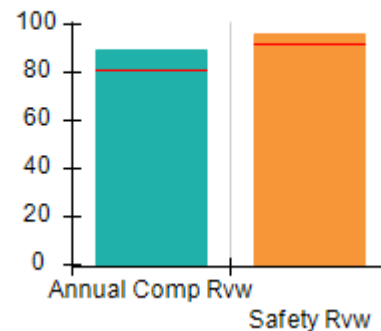
**Quarterly Provider Comparisons to All ILP/TLPs**

indicates average for all ILP/TLPs

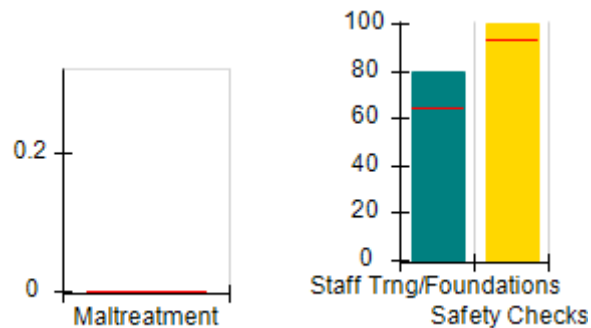
Overall Score (%)



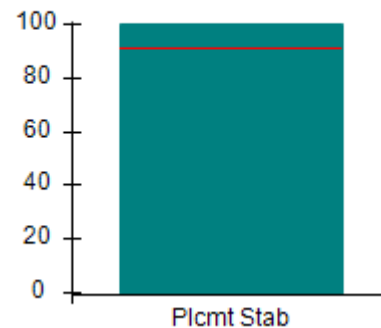
OPM Monitoring Reviews (%)



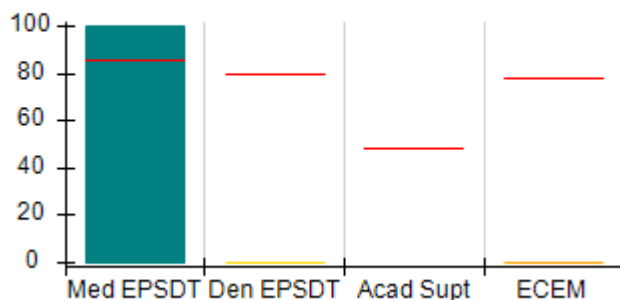
Safety Outcomes (%)



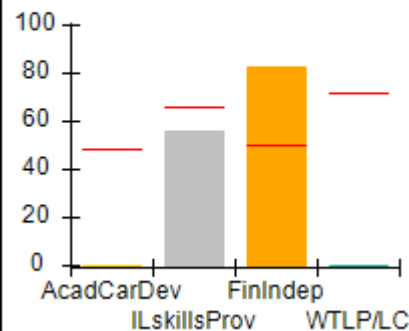
Permanency Outcomes (%)



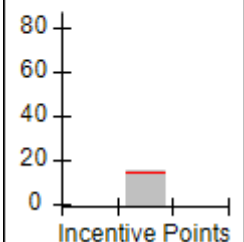
Well-Being Outcomes (%)



ILP/TLP Outcomes (%)



Incentives Earned (Points)





# Performance-Based Placement Measures

## RBWO Provider GA+SCORECARD - ILP/TLP

Report Quarter: Q4 FY2019

<b>Provider/Program Name: Elks Aidmore Children's Center - ILP (5233) - ILP</b>				
<b>1105 Lake Point Ln., Stone Mountain, GA 30088</b>		<b>Quarterly Scores (Grades)</b>		<b>Current Quarter Score (Grade)</b>
<b>Phone: 770-483-3535</b>		<b>Q1: 63.13 (D-)</b>	<b>Q2: 56.03 (F)</b>	<b>65.28%</b>
<b>Vendor ID# 144120</b>		<b>Q3: 51.91 (F)</b>	<b>Q4: 65.28 (D)</b>	<b>(D)</b>
Program Census Information:		# Children in Care During Quarter: 5	# Placements During Quarter: 5	# Children in Care On Last Day: 3
	<b>Avg Performance All ILP/TLPs (%)</b>	<b>Provider Performance (%)*</b>	<b>Possible Points (Weight)</b>	<b>Provider Points Earned</b>
<b>OPM Monitoring Reviews</b>				
Annual Comprehensive Reviews	81%	90%	15	13.46
Safety Reviews	92%	96%	10	9.60
<b>Monitoring Sub-Total</b>			<b>25</b>	<b>23.06</b>
<b>ILP/TLP Safety Outcomes</b>				
Incidence of Maltreatment	0.00%	No Substantiated Reports	3	3.00
Staff Training/Foundations	64%	80%	5	4.00
Staff Safety Checks	93%	100%	5	5.00
<b>Safety Sub-Total</b>			<b>13</b>	<b>12.00</b>
<b>ILP/TLP Permanency Outcomes</b>				
Placement Stability	91%	100%	3	3.00
<b>Permanency Sub-Total</b>			<b>3</b>	<b>3.00</b>
<b>ILP/TLP Well-Being Outcomes</b>				
EPSDT Medical Visits	85%	100%	4.7	4.67
EPSDT Dental Visits	80%	0%	4.7	0.00
Academic Supports	49%	Not Eligible		
Provider ECEM Visits	78%	0%	4.7	0.00
Placements with Siblings	No Data	Not Eligible	Not Scored	Not Scored
Placements within Legal County	28%	0%	Not Scored	Not Scored
<b>Well-Being Sub-Total</b>			<b>14</b>	<b>4.67</b>
<b>ILP/TLP Specialty Outcomes</b>				
Academic/Career Development	48%	0%	10	0.00
Ind Living Skills Provision	66%	56%	15	8.40
Financial Independence	50%	83%	5	4.15
WTLP/Life Coach	72%	0%	15	0.00
<b>Specialty Sub-Total</b>			<b>45</b>	<b>12.55</b>
*Performance calculation descriptions can be found in the FY 2019 RBWO PBP Measurements and Standards Guide.				

**Monitoring & Outcomes: Possible Points = 100****Points Earned = 55.28**



## Performance-Based Placement Measures

### RBWO Provider GA+SCORECARD - ILP/TLP

Report Quarter: Q4 FY2019

<b>Score Before Incentives Credit</b>	<b>55.28%</b>
<b>Incentives Awarded</b>	<b>10.00 pts</b>
<b>PBP Verification</b>	<b>N/A pts</b>
<b>Total Score</b>	<b>65.28%</b>

#### Provider/Program Name: Elks Aidmore Children's Center - ILP (5233) - ILP

Program Census Information:		# Children in Care During Quarter: 5	# Placements During Quarter: 5	# Children in Care On Last Day: 3
ILP/TLP Incentive Credits	Avg Performance All ILP/TLPs (Points)	Provider Performance (%)*	Possible Points (Weight)	Provider Points Earned
No DOC Involvement		25%	5	1.25
Community Connections		0%	4	0.00
Positive Permanency Connections		0%	5	0.00
HS Grad/GED/Prof or Trade Certificate/College		N/A	10/5/5/1	
Part-Time Employment with Medical Benefits		0%	10	0.00
Living Arrangements at Discharge		100%	10	10.00
Additional Academic Supports		Not Eligible	2	
Additional IL Skills Provision		25%	5	1.25
Active Agency Accreditation		50%	4	2.00
Staff Clinical Licensure		10%	5	0.50
<b>Incentives Total</b>	<b>14.62</b>			<b>15.00</b>

\*Performance calculation descriptions can be found in the FY 2019 RBWO PBP Measurements and Standards Guide.

#### Child Protective Services Investigations and Dispositions

The following investigations data, which is not used for scoring but is considered significant to a provider's performance, is from Georgia SHINES and is not considered final or complete until the end of the fiscal year.

Total Reports:	0
Number Screened In:	0
Number Screened Out:	0
Number Substantiated:	0
Number Unsubstantiated:	0
Number Active CPS Investigations:	0




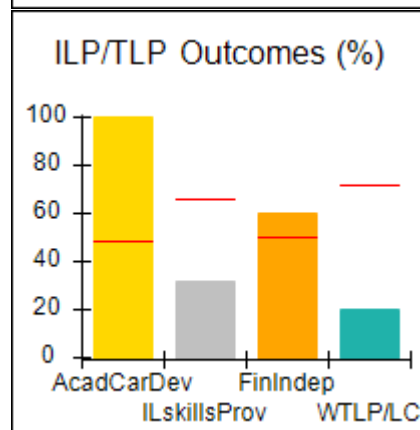
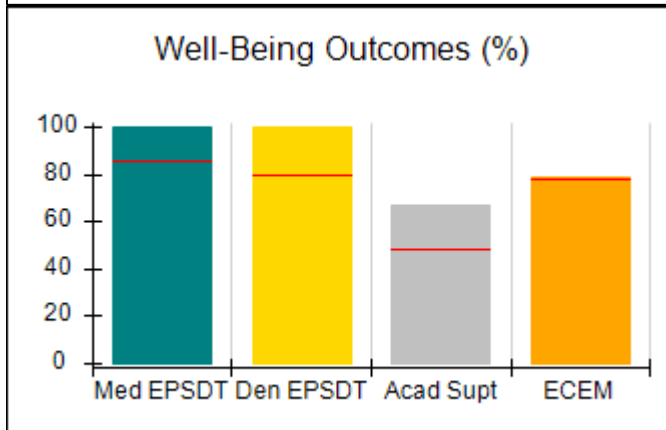
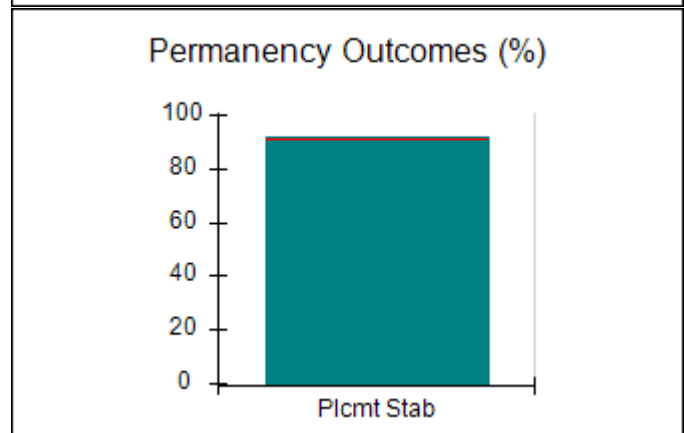
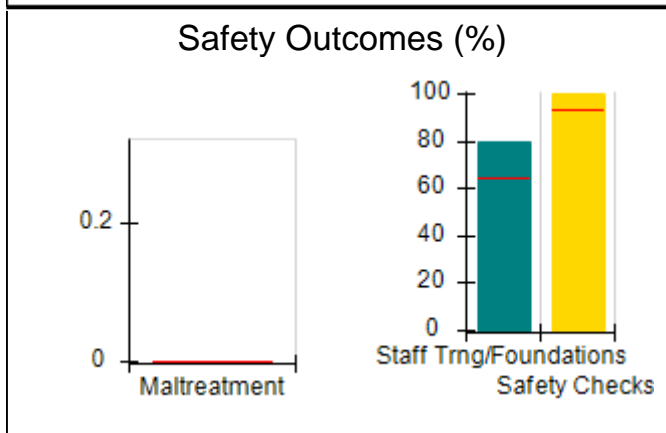
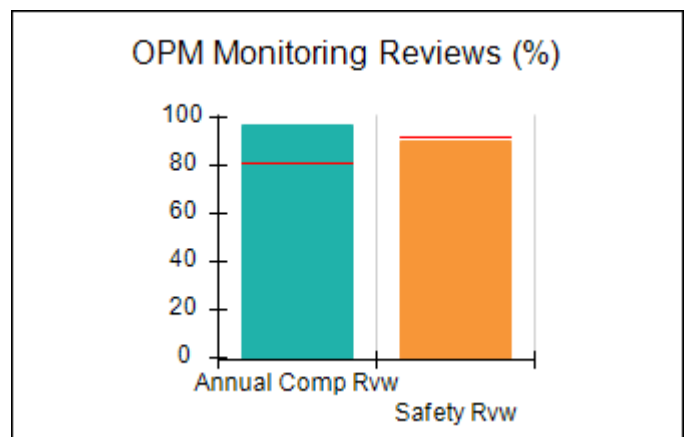
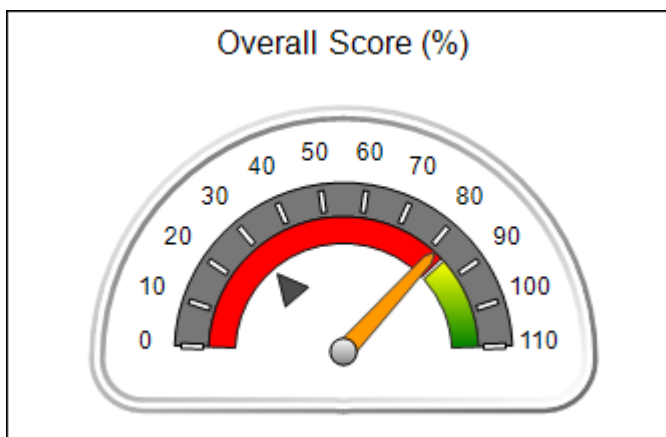
# Performance-Based Placement Measures

## RBWO Provider GA+SCORECARD - ILP/TLP

Report Quarter: Q4 FY2019

Provider/Program Name: Elks Aidmore Children's Center - Transitional Living Program (629) - TLP			
2394 Morrison Rd., Conyers, GA 30094	Quarterly Scores (Grades)		Current Quarter Score (Grade)
Phone: 770-483-3535	Q1: 82.61 (B-)	Q2: 73.56 (C-)	<b>81.60%</b>
Vendor ID# 53063	Q3: 76.71 (C)	Q4: 81.60 (B-)	<b>(B-)</b>
Program Census Information:	# Children in Care During Quarter: 13	# Placements During Quarter: 13	# Children in Care On Last Day: 10
Quarterly Provider Comparisons to All ILP/TLPs			

indicates average for all ILP/TLPs





## Performance-Based Placement Measures

### RBWO Provider GA+SCORECARD - ILP/TLP

Report Quarter: Q4 FY2019

Provider/Program Name: Elks Aidmore Children's Center - Transitional Living Program (629) - TLP				
2394 Morrison Rd., Conyers, GA 30094	Quarterly Scores (Grades)		Current Quarter Score (Grade)	
Phone: 770-483-3535	Q1: 82.61 (B-)	Q2: 73.56 (C-)	81.60%	
Vendor ID# 53063	Q3: 76.71 (C)	Q4: 81.60 (B-)	(B-)	
Program Census Information:	# Children in Care During Quarter: 13	# Placements During Quarter: 13	# Children in Care On Last Day: 10	
	Avg Performance All ILP/TLPs (%)	Provider Performance (%)*	Possible Points (Weight)	Provider Points Earned
<b>OPM Monitoring Reviews</b>				
Annual Comprehensive Reviews	81%	97%	15	14.48
Safety Reviews	92%	91%	10	9.06
<b>Monitoring Sub-Total</b>			<b>25</b>	<b>23.54</b>
<b>ILP/TLP Safety Outcomes</b>				
Incidence of Maltreatment	0.00%	No Substantiated Reports	3	3.00
Staff Training/Foundations	64%	80%	5	4.00
Staff Safety Checks	93%	100%	5	5.00
<b>Safety Sub-Total</b>			<b>13</b>	<b>12.00</b>
<b>ILP/TLP Permanency Outcomes</b>				
Placement Stability	91%	92%	3	2.76
<b>Permanency Sub-Total</b>			<b>3</b>	<b>2.76</b>
<b>ILP/TLP Well-Being Outcomes</b>				
EPSDT Medical Visits	85%	100%	4	4.00
EPSDT Dental Visits	80%	100%	4	4.00
Academic Supports	49%	67%	2	1.34
Provider ECEM Visits	78%	79%	4	3.16
Placements with Siblings	No Data	0%	Not Scored	Not Scored
Placements within Legal County	28%	33%	Not Scored	Not Scored
<b>Well-Being Sub-Total</b>			<b>14</b>	<b>12.50</b>
<b>ILP/TLP Specialty Outcomes</b>				
Academic/Career Development	48%	100%	10	10.00
Ind Living Skills Provision	66%	32%	15	4.80
Financial Independence	50%	60%	5	3.00
WTLP/Life Coach	72%	20%	15	3.00
<b>Specialty Sub-Total</b>			<b>45</b>	<b>20.80</b>
*Performance calculation descriptions can be found in the FY 2019 RBWO PBP Measurements and Standards Guide.				

Monitoring &amp; Outcomes: Possible Points = 100

Points Earned = 71.60





## Performance-Based Placement Measures

### RBWO Provider GA+SCORECARD - ILP/TLP

Report Quarter: Q4 FY2019

<b>Score Before Incentives Credit</b>	<b>71.60%</b>
<b>Incentives Awarded</b>	<b>10.00 pts</b>
<b>PBP Verification</b>	<b>N/A pts</b>
<b>Total Score</b>	<b>81.60%</b>

#### Provider/Program Name: Elks Aidmore Children's Center - Transitional Living Program (629) - TLP

Program Census Information:		# Children in Care During Quarter: 13	# Placements During Quarter: 13	# Children in Care On Last Day: 10
ILP/TLP Incentive Credits	Avg Performance All ILP/TLPs (Points)	Provider Performance (%)*	Possible Points (Weight)	Provider Points Earned
No DOC Involvement		88%	5	4.40
Community Connections		89%	4	3.56
Positive Permanency Connections		100%	5	5.00
HS Grad/GED/Prof or Trade Certificate/College		N/A	10/5/5/1	
Part-Time Employment with Medical Benefits		0%	10	0.00
Living Arrangements at Discharge		0%	10	0.00
Additional Academic Supports		38%	2	0.76
Additional IL Skills Provision		0%	5	0.00
Active Agency Accreditation		0%	4	0.00
Staff Clinical Licensure		10%	5	0.50
<b>Incentives Total</b>	<b>14.62</b>			<b>14.22</b>

\*Performance calculation descriptions can be found in the FY 2019 RBWO PBP Measurements and Standards Guide.

#### Child Protective Services Investigations and Dispositions

The following investigations data, which is not used for scoring but is considered significant to a provider's performance, is from Georgia SHINES and is not considered final or complete until the end of the fiscal year.

Total Reports:	0
Number Screened In:	0
Number Screened Out:	0
Number Substantiated:	0
Number Unsubstantiated:	0
Number Active CPS Investigations:	0



## Performance-Based Placement Measures RBWO Provider GA+SCORECARD - ILP/TLP

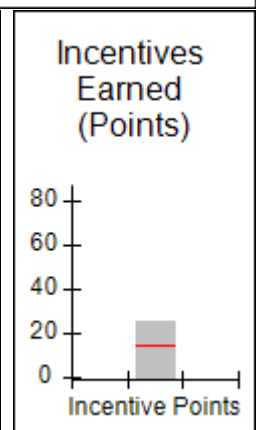
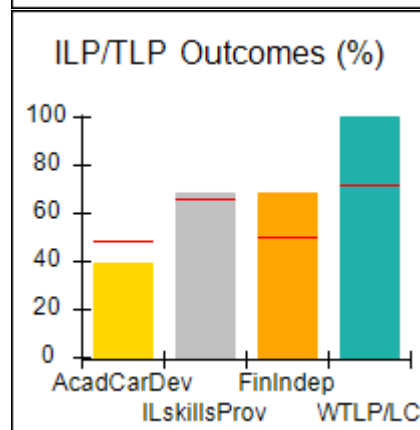
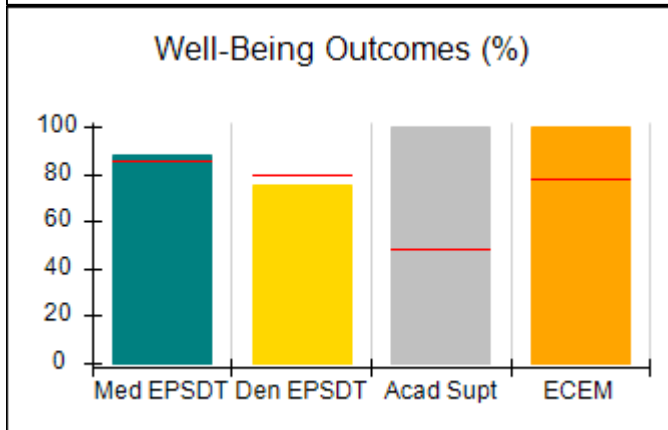
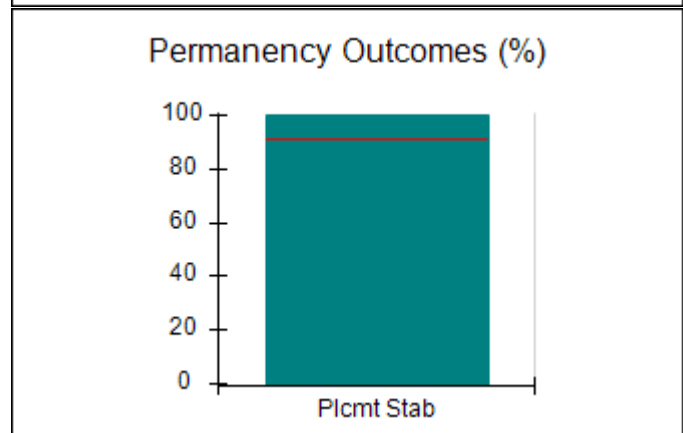
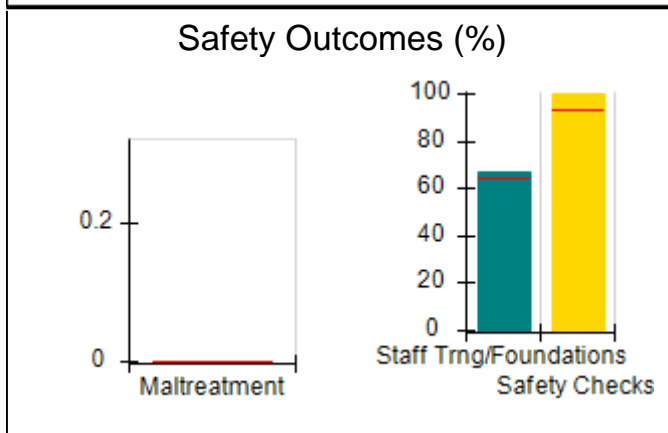
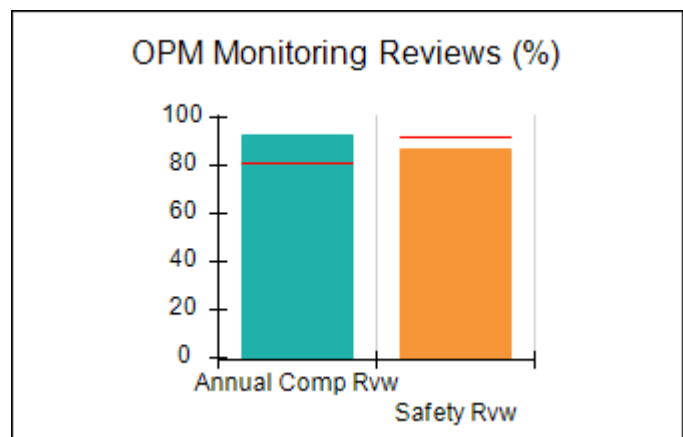
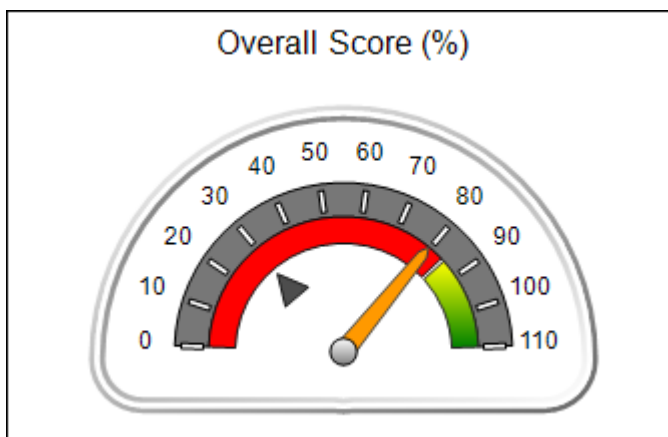
Report Quarter: Q4 FY2019

**Provider/Program Name: ENA, Inc., dba NECCO (formerly GA SAFE) - Albany ILP (5171) - ILP**

2516 Dawson Road, Albany, GA 31707	Quarterly Scores (Grades)		Current Quarter Score (Grade)
Phone: 229-299-5095	Q1: 65.88 (D)	Q2: 83.83 (B-)	<b>79.56%</b>
Vendor ID# 119959	Q3: 85.42 (B)	Q4: 79.56 (C+)	<b>(C+)</b>
Program Census Information:	# Children in Care During Quarter: 8	# Placements During Quarter: 8	# Children in Care On Last Day: 4

### Quarterly Provider Comparisons to All ILP/TLPs

▼ — indicates average for all ILP/TLPs





## Performance-Based Placement Measures

### RBWO Provider GA+SCORECARD - ILP/TLP

Report Quarter: Q4 FY2019

**Provider/Program Name: ENA, Inc., dba NECCO (formerly GA SAFE) - Albany ILP (5171) - ILP**

<b>2516 Dawson Road, Albany, GA 31707</b>	<b>Quarterly Scores (Grades)</b>		<b>Current Quarter Score (Grade)</b>
<b>Phone: 229-299-5095</b>	<b>Q1: 65.88 (D)</b>	<b>Q2: 83.83 (B-)</b>	<b>79.56%</b>
<b>Vendor ID# 119959</b>	<b>Q3: 85.42 (B)</b>	<b>Q4: 79.56 (C+)</b>	<b>(C+)</b>

Program Census Information:	# Children in Care During Quarter: 8	# Placements During Quarter: 8	# Children in Care On Last Day: 4
-----------------------------	--------------------------------------	--------------------------------	-----------------------------------

	<b>Avg Performance All ILP/TLPs (%)</b>	<b>Provider Performance (%)*</b>	<b>Possible Points (Weight)</b>	<b>Provider Points Earned</b>
--	-----------------------------------------	----------------------------------	---------------------------------	-------------------------------

#### OPM Monitoring Reviews

Annual Comprehensive Reviews	81%	92%	15	13.87
Safety Reviews	92%	87%	10	8.71
<b>Monitoring Sub-Total</b>			<b>25</b>	<b>22.58</b>

#### ILP/TLP Safety Outcomes

Incidence of Maltreatment	0.00%	Not Eligible		
Staff Training/Foundations	64%	67%	6.5	4.36
Staff Safety Checks	93%	100%	6.5	6.50
<b>Safety Sub-Total</b>			<b>13</b>	<b>10.86</b>

#### ILP/TLP Permanency Outcomes

Placement Stability	91%	100%	3	3.00
<b>Permanency Sub-Total</b>			<b>3</b>	<b>3.00</b>

#### ILP/TLP Well-Being Outcomes

EPSDT Medical Visits	85%	88%	4	3.52
EPSDT Dental Visits	80%	75%	4	3.00
Academic Supports	49%	100%	2	2.00
Provider ECEM Visits	78%	100%	4	4.00
Placements with Siblings	No Data	Not Eligible	Not Scored	Not Scored
Placements within Legal County	28%	0%	Not Scored	Not Scored
<b>Well-Being Sub-Total</b>			<b>14</b>	<b>12.52</b>

#### ILP/TLP Specialty Outcomes

Academic/Career Development	48%	39%	10	3.90
Ind Living Skills Provision	66%	68%	15	10.20
Financial Independence	50%	68%	5	3.40
WTLP/Life Coach	72%	100%	15	15.00
<b>Specialty Sub-Total</b>			<b>45</b>	<b>32.50</b>

\*Performance calculation descriptions can be found in the FY 2019 RBWO PBP Measurements and Standards Guide.

<b>Monitoring &amp; Outcomes: Possible Points = 100</b>	<b>Points Earned = 81.46</b>
---------------------------------------------------------	------------------------------



## Performance-Based Placement Measures

### RBWO Provider GA+SCORECARD - ILP/TLP

Report Quarter: Q4 FY2019

<b>Score Before Incentives Credit</b>	<b>81.46%</b>
<b>Incentives Awarded</b>	<b>10.00 pts</b>
<b>PBP Verification</b>	<b>-11.90 pts</b>
<b>Total Score</b>	<b>79.56%</b>

#### Provider/Program Name: ENA, Inc., dba NECCO (formerly GA SAFE) - Albany ILP (5171) - ILP

Program Census Information:		# Children in Care During Quarter: 8	# Placements During Quarter: 8	# Children in Care On Last Day: 4
ILP/TLP Incentive Credits	Avg Performance All ILP/TLPs (Points)	Provider Performance (%)*	Possible Points (Weight)	Provider Points Earned
No DOC Involvement		100%	5	5.00
Community Connections		0%	4	0.00
Positive Permanency Connections		100%	5	5.00
HS Grad/GED/Prof or Trade Certificate/College		N/A	10/5/5/1	
Part-Time Employment with Medical Benefits		50%	10	5.00
Living Arrangements at Discharge		75%	10	7.50
Additional Academic Supports		33%	2	0.66
Additional IL Skills Provision		11%	5	0.55
Active Agency Accreditation		50%	4	2.00
Staff Clinical Licensure		0%	5	0.00
<b>Incentives Total</b>	<b>14.62</b>			<b>25.71</b>

\*Performance calculation descriptions can be found in the FY 2019 RBWO PBP Measurements and Standards Guide.

#### Child Protective Services Investigations and Dispositions

The following investigations data, which is not used for scoring but is considered significant to a provider's performance, is from Georgia SHINES and is not considered final or complete until the end of the fiscal year.

Total Reports:	0
Number Screened In:	0
Number Screened Out:	0
Number Substantiated:	0
Number Unsubstantiated:	0
Number Active CPS Investigations:	0



## Performance-Based Placement Measures RBWO Provider GA+SCORECARD - ILP/TLP

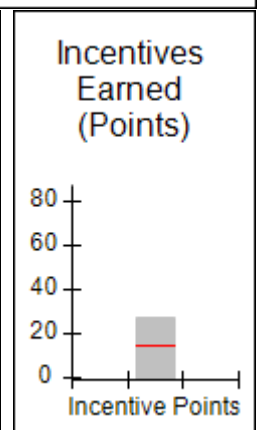
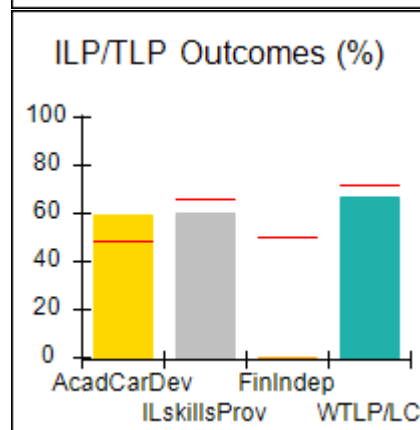
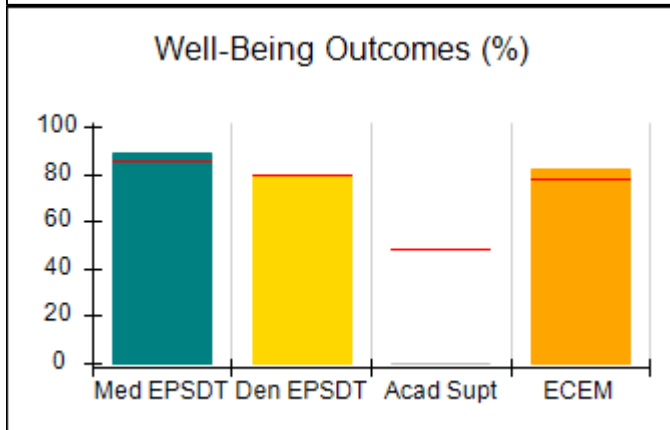
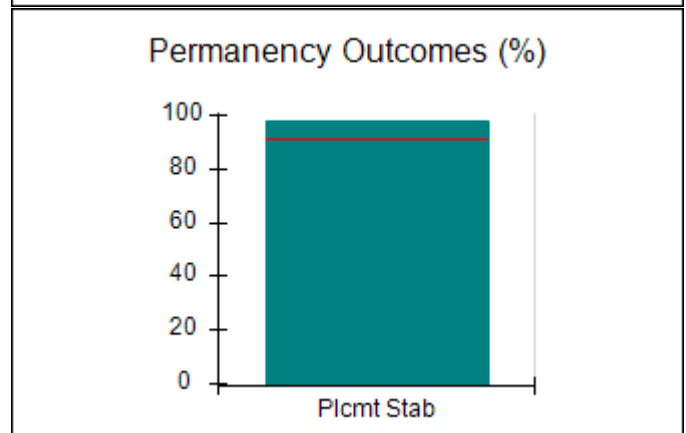
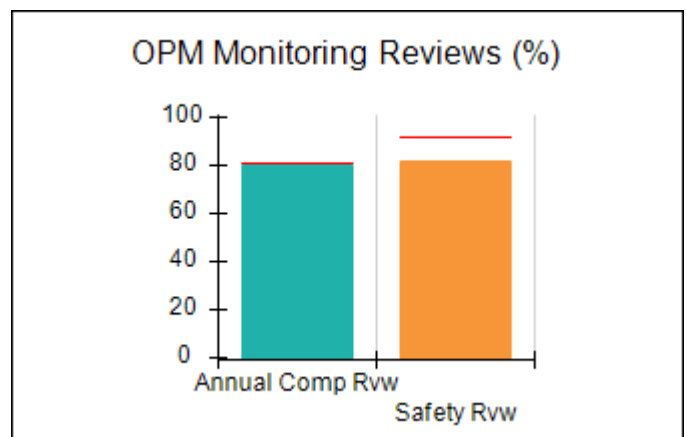
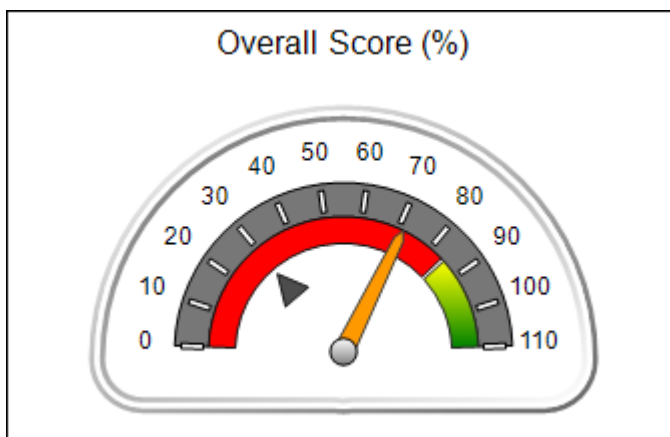
Report Quarter: Q4 FY2019

**Provider/Program Name: ENA, Inc., dba NECCO (formerly GA SAFE) - Jonesboro ILP (5136) - ILP**

2262 Mt. Zion Rd, Jonesboro, GA 30236	Quarterly Scores (Grades)		Current Quarter Score (Grade)
Phone: 678-610-1933	Q1: 74.14 (C)	Q2: 64.40 (D)	<b>71.41%</b>
Vendor ID# 114043	Q3: 73.41 (C-)	Q4: 71.41 (C-)	<b>(C-)</b>
Program Census Information:	# Children in Care During Quarter: 42	# Placements During Quarter: 45	# Children in Care On Last Day: 42

### Quarterly Provider Comparisons to All ILP/TLPs

▼ — indicates average for all ILP/TLPs





## Performance-Based Placement Measures

### RBWO Provider GA+SCORECARD - ILP/TLP

Report Quarter: Q4 FY2019

<b>Provider/Program Name: ENA, Inc., dba NECCO (formerly GA SAFE) - Jonesboro ILP (5136) - ILP</b>				
2262 Mt. Zion Rd, Jonesboro, GA 30236	Quarterly Scores (Grades)			Current Quarter Score (Grade)
Phone: 678-610-1933	Q1: 74.14 (C)	Q2: 64.40 (D)	<b>71.41%</b>	
Vendor ID# 114043	Q3: 73.41 (C-)	Q4: 71.41 (C-)	<b>(C-)</b>	
Program Census Information:	# Children in Care During Quarter: 42	# Placements During Quarter: 45	# Children in Care On Last Day: 42	
	Avg Performance All ILP/TLPs (%)	Provider Performance (%)*	Possible Points (Weight)	Provider Points Earned
<b>OPM Monitoring Reviews</b>				
Annual Comprehensive Reviews	81%	80%	15	12.06
Safety Reviews	92%	81%	10	8.15
<b>Monitoring Sub-Total</b>			<b>25</b>	<b>20.21</b>
<b>ILP/TLP Safety Outcomes</b>				
Incidence of Maltreatment	0.00%	No Substantiated Reports	3	3.00
Staff Training/Foundations	64%	86%	5	4.30
Staff Safety Checks	93%	100%	5	5.00
<b>Safety Sub-Total</b>			<b>13</b>	<b>12.30</b>
<b>ILP/TLP Permanency Outcomes</b>				
Placement Stability	91%	98%	3	2.94
<b>Permanency Sub-Total</b>			<b>3</b>	<b>2.94</b>
<b>ILP/TLP Well-Being Outcomes</b>				
EPSDT Medical Visits	85%	89%	4	3.56
EPSDT Dental Visits	80%	80%	4	3.20
Academic Supports	49%	0%	2	0.00
Provider ECEM Visits	78%	82%	4	3.28
Placements with Siblings	No Data	0%	Not Scored	Not Scored
Placements within Legal County	28%	6%	Not Scored	Not Scored
<b>Well-Being Sub-Total</b>			<b>14</b>	<b>10.04</b>
<b>ILP/TLP Specialty Outcomes</b>				
Academic/Career Development	48%	59%	10	5.90
Ind Living Skills Provision	66%	60%	15	9.00
Financial Independence	50%	0%	5	0.00
WTLP/Life Coach	72%	67%	15	10.05
<b>Specialty Sub-Total</b>			<b>45</b>	<b>24.95</b>
*Performance calculation descriptions can be found in the FY 2019 RBWO PBP Measurements and Standards Guide.				

Monitoring &amp; Outcomes: Possible Points = 100

Points Earned = 70.44



## Performance-Based Placement Measures

### RBWO Provider GA+SCORECARD - ILP/TLP

Report Quarter: Q4 FY2019

<b>Score Before Incentives Credit</b>	<b>70.44%</b>
<b>Incentives Awarded</b>	<b>10.00 pts</b>
<b>PBP Verification</b>	<b>-9.03 pts</b>
<b>Total Score</b>	<b>71.41%</b>

#### Provider/Program Name: ENA, Inc., dba NECCO (formerly GA SAFE) - Jonesboro ILP (5136) - ILP

Program Census Information:		# Children in Care During Quarter: 42	# Placements During Quarter: 45	# Children in Care On Last Day: 42
ILP/TLP Incentive Credits	Avg Performance All ILP/TLPs (Points)	Provider Performance (%)*	Possible Points (Weight)	Provider Points Earned
No DOC Involvement		90%	5	4.50
Community Connections		0%	4	0.00
Positive Permanency Connections		7%	5	0.35
HS Grad/GED/Prof or Trade Certificate/College		N/A	10/5/5/1	10.00
Part-Time Employment with Medical Benefits		67%	10	6.70
Living Arrangements at Discharge		33%	10	3.30
Additional Academic Supports		0%	2	0.00
Additional IL Skills Provision		5%	5	0.25
Active Agency Accreditation		50%	4	2.00
Staff Clinical Licensure		0%	5	0.00
<b>Incentives Total</b>	<b>14.62</b>			<b>27.10</b>

\*Performance calculation descriptions can be found in the FY 2019 RBWO PBP Measurements and Standards Guide.

#### Child Protective Services Investigations and Dispositions

The following investigations data, which is not used for scoring but is considered significant to a provider's performance, is from Georgia SHINES and is not considered final or complete until the end of the fiscal year.

Total Reports:	0
Number Screened In:	0
Number Screened Out:	0
Number Substantiated:	0
Number Unsubstantiated:	0
Number Active CPS Investigations:	0



## Performance-Based Placement Measures RBWO Provider GA+SCORECARD - ILP/TLP

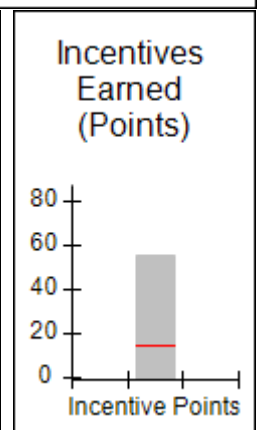
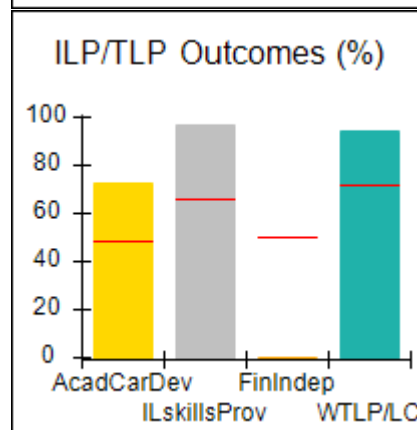
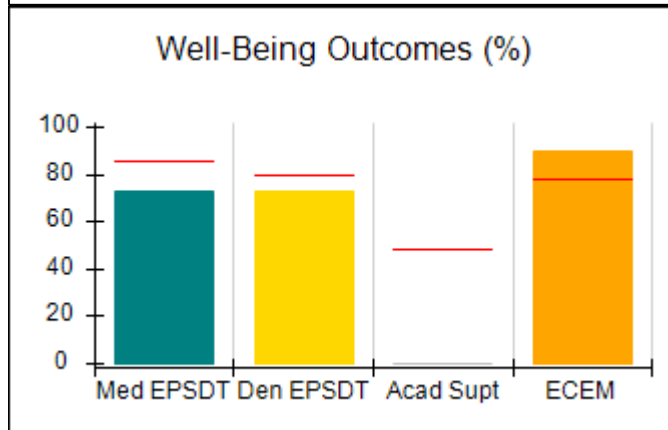
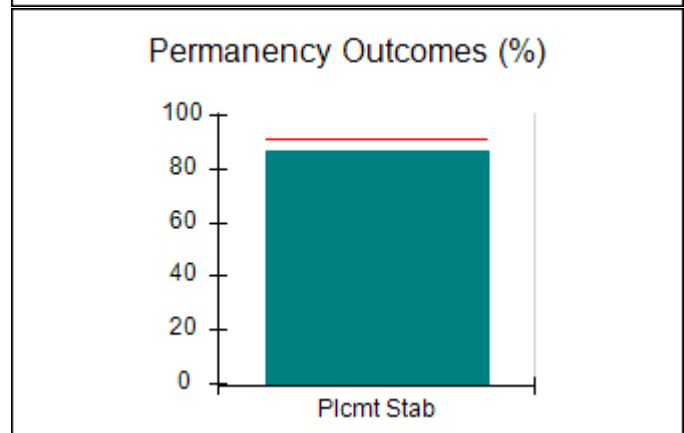
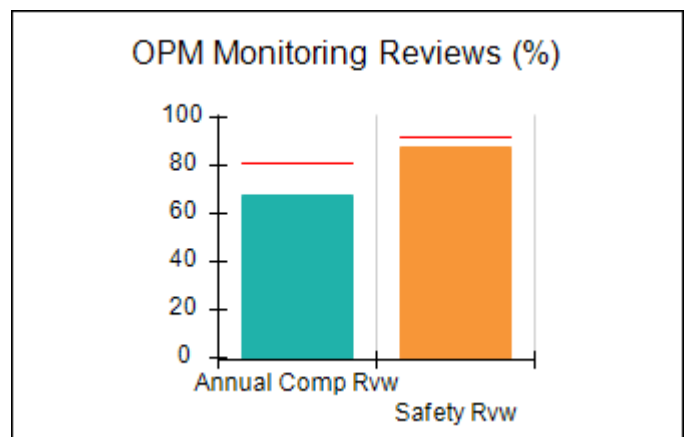
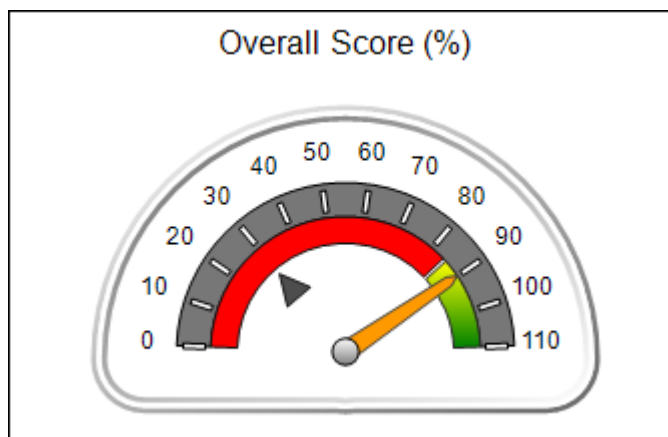
Report Quarter: Q4 FY2019

**Provider/Program Name: ENA, Inc., dba NECCO (formerly GA SAFE) - Macon ILP (5172) - ILP**

150 North Crest Blvd, Macon, GA 31210	Quarterly Scores (Grades)		Current Quarter Score (Grade)
Phone: 478-254-2902	Q1: 72.86 (C-)	Q2: 76.26 (C)	<b>89.92%</b>
Vendor ID# 92617	Q3: 81.41 (B-)	Q4: 89.92 (B+)	<b>(B+)</b>
Program Census Information:	# Children in Care During Quarter: 15	# Placements During Quarter: 15	# Children in Care On Last Day: 13

### Quarterly Provider Comparisons to All ILP/TLPs

▼ — indicates average for all ILP/TLPs







## Performance-Based Placement Measures

### RBWO Provider GA+SCORECARD - ILP/TLP

Report Quarter: Q4 FY2019

**Provider/Program Name: ENA, Inc., dba NECCO (formerly GA SAFE) - Macon ILP (5172) - ILP**

<b>150 North Crest Blvd, Macon, GA 31210</b>	<b>Quarterly Scores (Grades)</b>		<b>Current Quarter Score (Grade)</b>
<b>Phone: 478-254-2902</b>	<b>Q1: 72.86 (C-)</b>	<b>Q2: 76.26 (C)</b>	<b>89.92%</b>
<b>Vendor ID# 92617</b>	<b>Q3: 81.41 (B-)</b>	<b>Q4: 89.92 (B+)</b>	<b>(B+)</b>

Program Census Information:	# Children in Care During Quarter: 15	# Placements During Quarter: 15	# Children in Care On Last Day: 13
-----------------------------	---------------------------------------	---------------------------------	------------------------------------

	<b>Avg Performance All ILP/TLPs (%)</b>	<b>Provider Performance (%)*</b>	<b>Possible Points (Weight)</b>	<b>Provider Points Earned</b>
--	-----------------------------------------	----------------------------------	---------------------------------	-------------------------------

#### OPM Monitoring Reviews

Annual Comprehensive Reviews	81%	68%	15	10.19
Safety Reviews	92%	87%	10	8.73
<b>Monitoring Sub-Total</b>			<b>25</b>	<b>18.92</b>

#### ILP/TLP Safety Outcomes

Incidence of Maltreatment	0.00%	No Substantiated Reports	3	3.00
Staff Training/Foundations	64%	100%	5	5.00
Staff Safety Checks	93%	100%	5	5.00
<b>Safety Sub-Total</b>			<b>13</b>	<b>13.00</b>

#### ILP/TLP Permanency Outcomes

Placement Stability	91%	87%	3	2.61
<b>Permanency Sub-Total</b>			<b>3</b>	<b>2.61</b>

#### ILP/TLP Well-Being Outcomes

EPSDT Medical Visits	85%	73%	4	2.92
EPSDT Dental Visits	80%	73%	4	2.92
Academic Supports	49%	0%	2	0.00
Provider ECEM Visits	78%	90%	4	3.60
Placements with Siblings	No Data	Not Eligible	Not Scored	Not Scored
Placements within Legal County	28%	0%	Not Scored	Not Scored
<b>Well-Being Sub-Total</b>			<b>14</b>	<b>9.44</b>

#### ILP/TLP Specialty Outcomes

Academic/Career Development	48%	73%	10	7.30
Ind Living Skills Provision	66%	97%	15	14.55
Financial Independence	50%	0%	5	0.00
WTLP/Life Coach	72%	94%	15	14.10
<b>Specialty Sub-Total</b>			<b>45</b>	<b>35.95</b>

\*Performance calculation descriptions can be found in the FY 2019 RBWO PBP Measurements and Standards Guide.

<b>Monitoring &amp; Outcomes: Possible Points = 100</b>	<b>Points Earned = 79.92</b>
---------------------------------------------------------	------------------------------



## Performance-Based Placement Measures

### RBWO Provider GA+SCORECARD - ILP/TLP

Report Quarter: Q4 FY2019

<b>Score Before Incentives Credit</b>	<b>79.92%</b>
<b>Incentives Awarded</b>	<b>10.00 pts</b>
<b>PBP Verification</b>	<b>N/A pts</b>
<b>Total Score</b>	<b>89.92%</b>

#### Provider/Program Name: ENA, Inc., dba NECCO (formerly GA SAFE) - Macon ILP (5172) - ILP

Program Census Information:		# Children in Care During Quarter: 15	# Placements During Quarter: 15	# Children in Care On Last Day: 13
ILP/TLP Incentive Credits	Avg Performance All ILP/TLPs (Points)	Provider Performance (%)*	Possible Points (Weight)	Provider Points Earned
No DOC Involvement		100%	5	5.00
Community Connections		0%	4	0.00
Positive Permanency Connections		100%	5	5.00
HS Grad/GED/Prof or Trade Certificate/College		N/A	10/5/5/1	35.00
Part-Time Employment with Medical Benefits		50%	10	5.00
Living Arrangements at Discharge		0%	10	0.00
Additional Academic Supports		0%	2	0.00
Additional IL Skills Provision		60%	5	3.00
Active Agency Accreditation		50%	4	2.00
Staff Clinical Licensure		0%	5	0.00
<b>Incentives Total</b>	<b>14.62</b>			<b>55.00</b>

\*Performance calculation descriptions can be found in the FY 2019 RBWO PBP Measurements and Standards Guide.

#### Child Protective Services Investigations and Dispositions

The following investigations data, which is not used for scoring but is considered significant to a provider's performance, is from Georgia SHINES and is not considered final or complete until the end of the fiscal year.

Total Reports:	0
Number Screened In:	0
Number Screened Out:	0
Number Substantiated:	0
Number Unsubstantiated:	0
Number Active CPS Investigations:	0



## Performance-Based Placement Measures

### RBWO Provider GA+SCORECARD - ILP/TLP

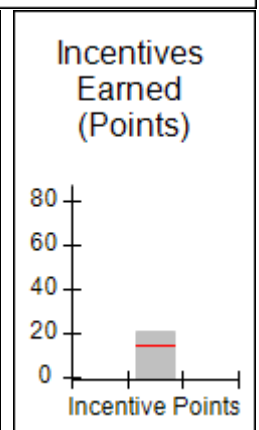
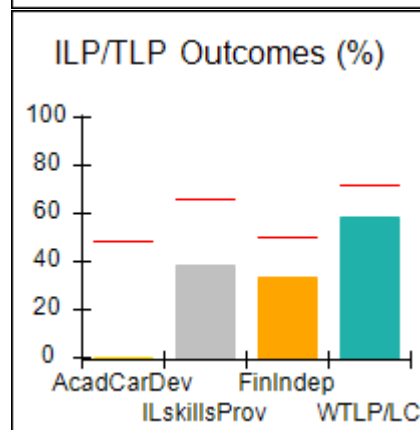
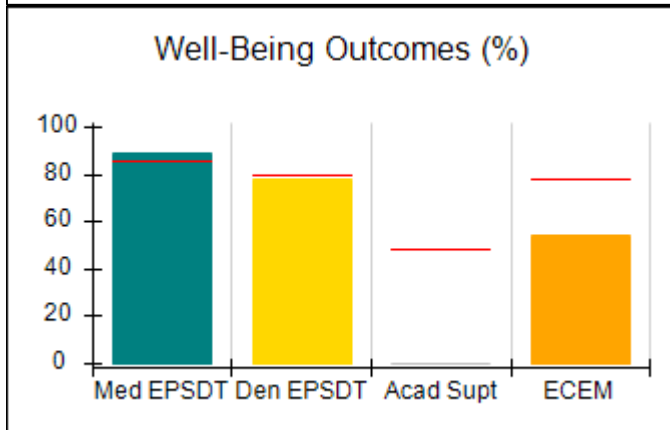
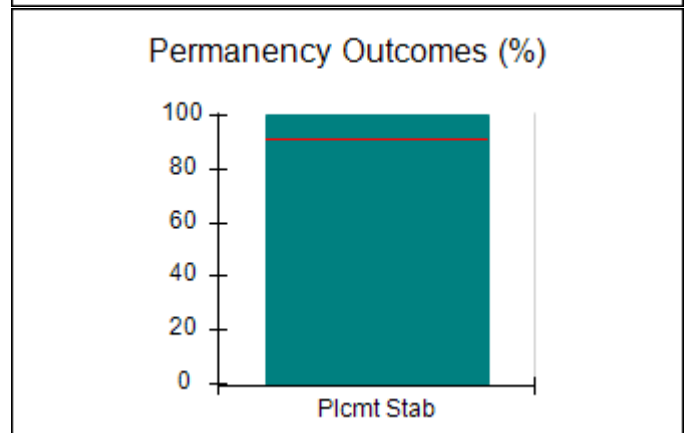
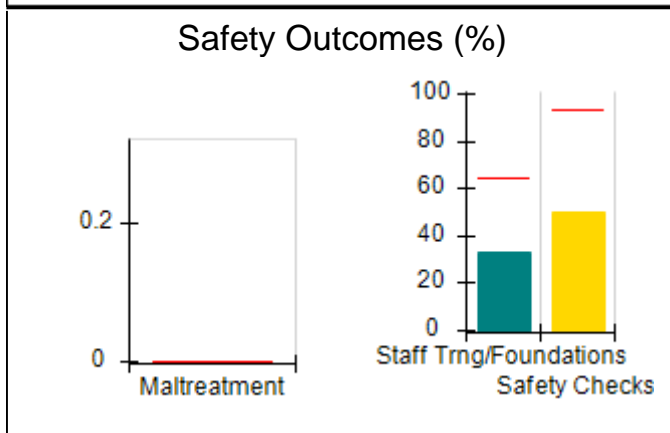
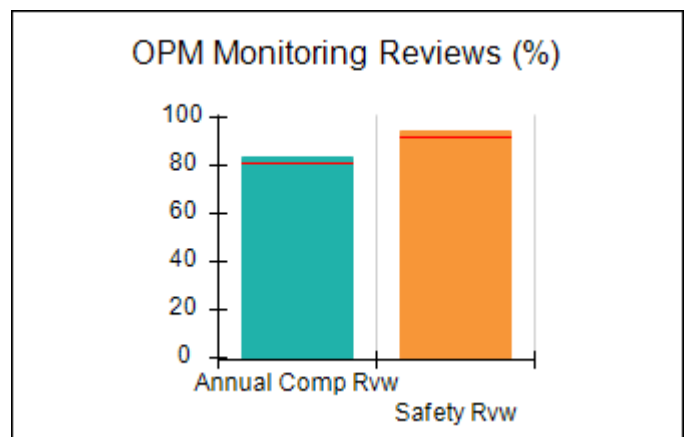
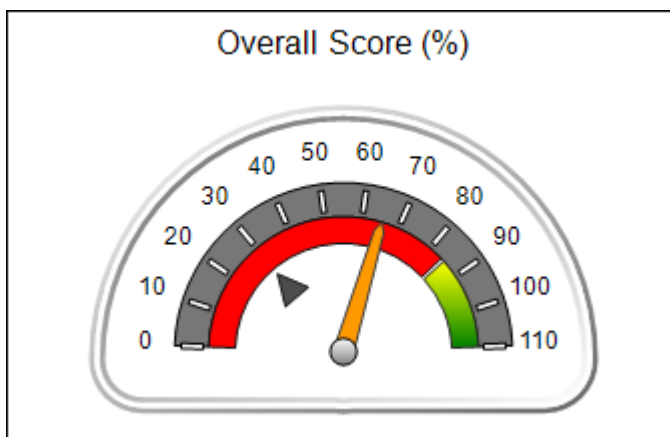
Report Quarter: Q4 FY2019

**Provider/Program Name: ENA, Inc., dba NECCO (formerly GA SAFE) - Martinez ILP (5137) - ILP**

4424 Columbia Rd., Martinez, GA 30907	Quarterly Scores (Grades)		Current Quarter Score (Grade)
Phone: 706-210-3435	Q1: 74.07 (C)	Q2: 83.70 (B-)	<b>65.30%</b>
Vendor ID# 114072	Q3: 83.31 (B-)	Q4: 65.30 (D)	<b>(D)</b>
Program Census Information:	# Children in Care During Quarter: 9	# Placements During Quarter: 9	# Children in Care On Last Day: 7

### Quarterly Provider Comparisons to All ILP/TLPs

indicates average for all ILP/TLPs





## Performance-Based Placement Measures

### RBWO Provider GA+SCORECARD - ILP/TLP

Report Quarter: Q4 FY2019

**Provider/Program Name: ENA, Inc., dba NECCO (formerly GA SAFE) - Martinez ILP (5137) - ILP**

4424 Columbia Rd., Martinez, GA 30907		Quarterly Scores (Grades)		Current Quarter Score (Grade)
Phone: 706-210-3435		Q1: 74.07 (C)	Q2: 83.70 (B-)	<b>65.30%</b>
Vendor ID# 114072		Q3: 83.31 (B-)	Q4: 65.30 (D)	<b>(D)</b>
Program Census Information:		# Children in Care During Quarter: 9	# Placements During Quarter: 9	# Children in Care On Last Day: 7
	Avg Performance All ILP/TLPs (%)	Provider Performance (%)*	Possible Points (Weight)	Provider Points Earned
<b>OPM Monitoring Reviews</b>				
Annual Comprehensive Reviews	81%	84%	15	12.58
Safety Reviews	92%	94%	10	9.43
<b>Monitoring Sub-Total</b>			<b>25</b>	<b>22.01</b>
<b>ILP/TLP Safety Outcomes</b>				
Incidence of Maltreatment	0.00%	Not Eligible		
Staff Training/Foundations	64%	33%	6.5	2.15
Staff Safety Checks	93%	50%	6.5	3.25
<b>Safety Sub-Total</b>			<b>13</b>	<b>5.40</b>
<b>ILP/TLP Permanency Outcomes</b>				
Placement Stability	91%	100%	3	3.00
<b>Permanency Sub-Total</b>			<b>3</b>	<b>3.00</b>
<b>ILP/TLP Well-Being Outcomes</b>				
EPSDT Medical Visits	85%	89%	4	3.56
EPSDT Dental Visits	80%	78%	4	3.12
Academic Supports	49%	0%	2	0.00
Provider ECEM Visits	78%	54%	4	2.16
Placements with Siblings	No Data	Not Eligible	Not Scored	Not Scored
Placements within Legal County	28%	0%	Not Scored	Not Scored
<b>Well-Being Sub-Total</b>			<b>14</b>	<b>8.84</b>
<b>ILP/TLP Specialty Outcomes</b>				
Academic/Career Development	48%	0%	10	0.00
Ind Living Skills Provision	66%	38%	15	5.70
Financial Independence	50%	33%	5	1.65
WTLP/Life Coach	72%	58%	15	8.70
<b>Specialty Sub-Total</b>			<b>45</b>	<b>16.05</b>

\*Performance calculation descriptions can be found in the FY 2019 RBWO PBP Measurements and Standards Guide.

**Monitoring & Outcomes: Possible Points = 100**

**Points Earned = 55.30**



## Performance-Based Placement Measures

### RBWO Provider GA+SCORECARD - ILP/TLP

Report Quarter: Q4 FY2019

<b>Score Before Incentives Credit</b>	<b>55.30%</b>
<b>Incentives Awarded</b>	<b>10.00 pts</b>
<b>PBP Verification</b>	<b>0.00 pts</b>
<b>Total Score</b>	<b>65.30%</b>

#### Provider/Program Name: ENA, Inc., dba NECCO (formerly GA SAFE) - Martinez ILP (5137) - ILP

Program Census Information:		# Children in Care During Quarter: 9	# Placements During Quarter: 9	# Children in Care On Last Day: 7
ILP/TLP Incentive Credits	Avg Performance All ILP/TLPs (Points)	Provider Performance (%)*	Possible Points (Weight)	Provider Points Earned
No DOC Involvement		91%	5	4.55
Community Connections		0%	4	0.00
Positive Permanency Connections		86%	5	4.30
HS Grad/GED/Prof or Trade Certificate/College		N/A	10/5/5/1	5.00
Part-Time Employment with Medical Benefits		0%	10	0.00
Living Arrangements at Discharge		50%	10	5.00
Additional Academic Supports		0%	2	0.00
Additional IL Skills Provision		4%	5	0.20
Active Agency Accreditation		50%	4	2.00
Staff Clinical Licensure		0%	5	0.00
<b>Incentives Total</b>	<b>14.62</b>			<b>21.05</b>

\*Performance calculation descriptions can be found in the FY 2019 RBWO PBP Measurements and Standards Guide.

#### Child Protective Services Investigations and Dispositions

The following investigations data, which is not used for scoring but is considered significant to a provider's performance, is from Georgia SHINES and is not considered final or complete until the end of the fiscal year.

Total Reports:	0
Number Screened In:	0
Number Screened Out:	0
Number Substantiated:	0
Number Unsubstantiated:	0
Number Active CPS Investigations:	0



## Performance-Based Placement Measures RBWO Provider GA+SCORECARD - ILP/TLP

Report Quarter: Q4 FY2019

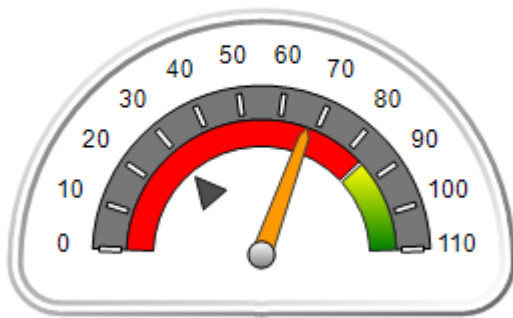
**Provider/Program Name: Exquisite Care - ILP 2 (5240) - ILP**

101 Beckett Lane, Fayetteville, GA 30214	Quarterly Scores (Grades)		Current Quarter Score (Grade)
Phone: 770-580-0542	Q1: 61.56 (D-)	Q2: 79.97 (C+)	<b>67.44%</b>
Vendor ID# 143545	Q3: 83.03 (B-)	Q4: 67.44 (D+)	<b>(D+)</b>
Program Census Information:	# Children in Care During Quarter: 3	# Placements During Quarter: 3	# Children in Care On Last Day: 2

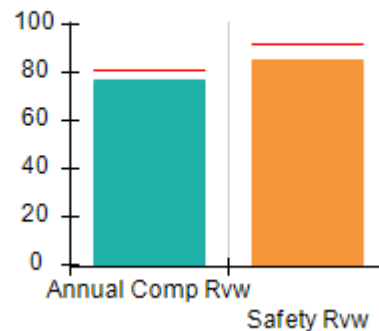
### Quarterly Provider Comparisons to All ILP/TLPs

▼ — indicates average for all ILP/TLPs

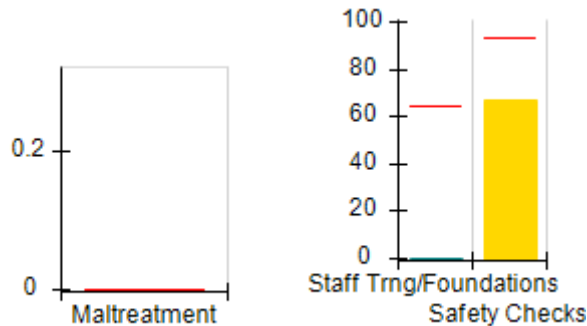
Overall Score (%)



OPM Monitoring Reviews (%)



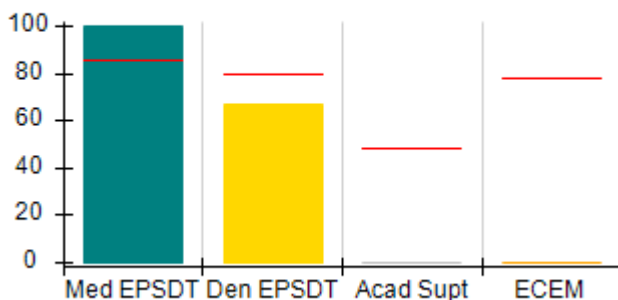
Safety Outcomes (%)



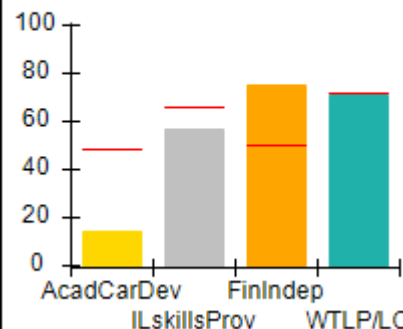
Permanency Outcomes (%)



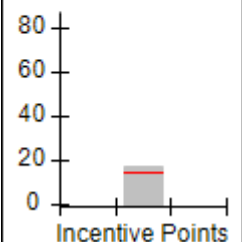
Well-Being Outcomes (%)



ILP/TLP Outcomes (%)



Incentives Earned (Points)





# Performance-Based Placement Measures

## RBWO Provider GA+SCORECARD - ILP/TLP

Report Quarter: Q4 FY2019

Provider/Program Name: Exquisite Care - ILP 2 (5240) - ILP				
101 Beckett Lane, Fayetteville, GA 30214		Quarterly Scores (Grades)		Current Quarter Score (Grade)
Phone: 770-580-0542		Q1: 61.56 (D-)	Q2: 79.97 (C+)	67.44%
Vendor ID# 143545		Q3: 83.03 (B-)	Q4: 67.44 (D+)	(D+)
Program Census Information:		# Children in Care During Quarter: 3	# Placements During Quarter: 3	# Children in Care On Last Day: 2
	Avg Performance All ILP/TLPs (%)	Provider Performance (%)*	Possible Points (Weight)	Provider Points Earned
<b>OPM Monitoring Reviews</b>				
Annual Comprehensive Reviews	81%	77%	15	11.54
Safety Reviews	92%	85%	10	8.51
<b>Monitoring Sub-Total</b>			<b>25</b>	<b>20.05</b>
<b>ILP/TLP Safety Outcomes</b>				
Incidence of Maltreatment	0.00%	Not Eligible		
Staff Training/Foundations	64%	0%	6.5	0.00
Staff Safety Checks	93%	67%	6.5	4.36
<b>Safety Sub-Total</b>			<b>13</b>	<b>4.36</b>
<b>ILP/TLP Permanency Outcomes</b>				
Placement Stability	91%	67%	3	2.01
<b>Permanency Sub-Total</b>			<b>3</b>	<b>2.01</b>
<b>ILP/TLP Well-Being Outcomes</b>				
EPSDT Medical Visits	85%	100%	4	4.00
EPSDT Dental Visits	80%	67%	4	2.68
Academic Supports	49%	0%	2	0.00
Provider ECEM Visits	78%	0%	4	0.00
Placements with Siblings	No Data	Not Eligible	Not Scored	Not Scored
Placements within Legal County	28%	Not Eligible	Not Scored	Not Scored
<b>Well-Being Sub-Total</b>			<b>14</b>	<b>6.68</b>
<b>ILP/TLP Specialty Outcomes</b>				
Academic/Career Development	48%	14%	10	1.40
Ind Living Skills Provision	66%	57%	15	8.55
Financial Independence	50%	75%	5	3.75
WTLP/Life Coach	72%	71%	15	10.65
<b>Specialty Sub-Total</b>			<b>45</b>	<b>24.35</b>

\*Performance calculation descriptions can be found in the FY 2019 RBWO PBP Measurements and Standards Guide.

<b>Monitoring &amp; Outcomes: Possible Points = 100</b>	<b>Points Earned = 57.44</b>
<b>Score Before Incentives Credit</b>	<b>57.44%</b>

**Performance-Based Placement Measures**  
**RBWO Provider GA+SCORECARD - ILP/TLP**

Report Quarter: Q4 FY2019

Incentives Awarded	10.00 pts
PBP Verification	N/A pts
<b>Total Score</b>	<b>67.44%</b>

**Provider/Program Name: Exquisite Care - ILP 2 (5240) - ILP**

Program Census Information:		# Children in Care During Quarter: 3	# Placements During Quarter: 3	# Children in Care On Last Day: 2
ILP/TLP Incentive Credits	Avg Performance All ILP/TLPs (Points)	Provider Performance (%)*	Possible Points (Weight)	Provider Points Earned
No DOC Involvement		100%	5	5.00
Community Connections		0%	4	0.00
Positive Permanency Connections		0%	5	0.00
HS Grad/GED/Prof or Trade Certificate/College		N/A	10/5/5/1	10.00
Part-Time Employment with Medical Benefits		0%	10	0.00
Living Arrangements at Discharge		0%	10	0.00
Additional Academic Supports		0%	2	0.00
Additional IL Skills Provision		43%	5	2.15
Active Agency Accreditation		0%	4	0.00
Staff Clinical Licensure		0%	5	0.00
<b>Incentives Total</b>	<b>14.62</b>			<b>17.15</b>

\*Performance calculation descriptions can be found in the FY 2019 RBWO PBP Measurements and Standards Guide.

**Child Protective Services Investigations and Dispositions**

The following investigations data, which is not used for scoring but is considered significant to a provider's performance, is from Georgia SHINES and is not considered final or complete until the end of the fiscal year.

Total Reports:	0	
Number Screened In:	0	
Number Screened Out:	0	
Number Substantiated:	0	
Number Unsubstantiated:	0	
Number Active CPS Investigations:	0	




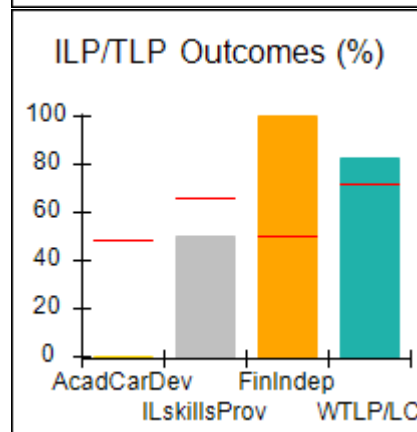
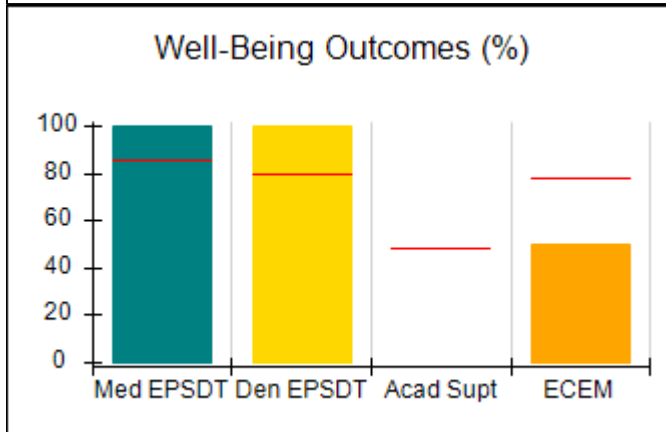
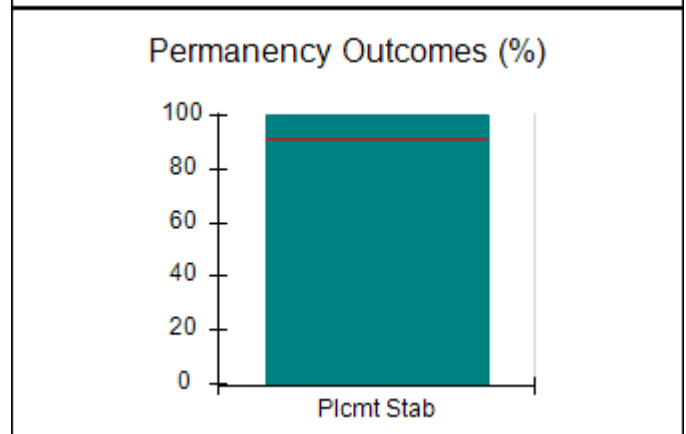
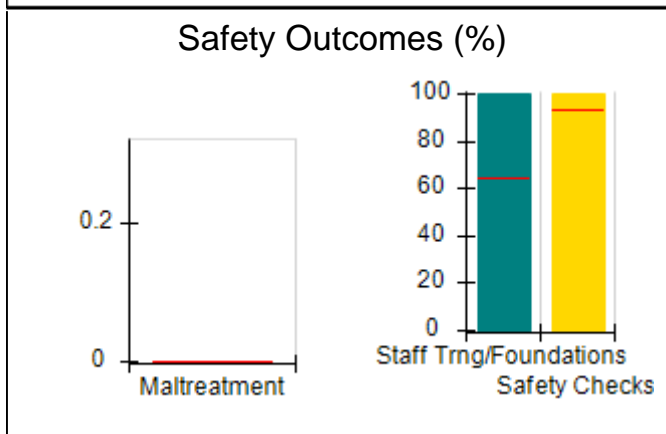
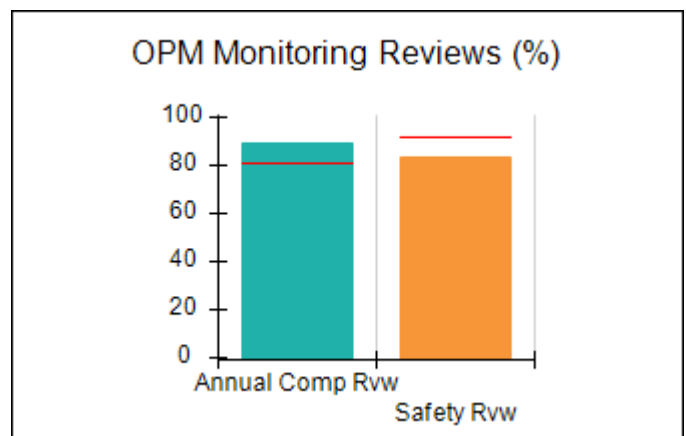
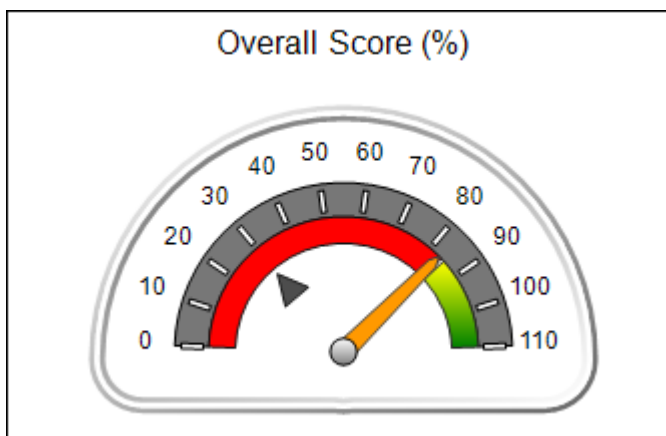


## Performance-Based Placement Measures RBWO Provider GA+SCORECARD - ILP/TLP

Report Quarter: Q4 FY2019

Provider/Program Name: Families First - Independent Living Program (643) - ILP			
80 Joseph E. Lowery Blvd NW, Atlanta, GA 30314	Quarterly Scores (Grades)		Current Quarter Score (Grade)
Phone: 404-853-2802	Q1: 71.02 (C-)	Q2: 74.17 (C)	83.27%
Vendor ID# 35338	Q3: 80.89 (B-)	Q4: 83.27 (B-)	(B-)
Program Census Information:	# Children in Care During Quarter: 2	# Placements During Quarter: 2	# Children in Care On Last Day: 2
Quarterly Provider Comparisons to All ILP/TLPs			

▼ indicates average for all ILP/TLPs





## Performance-Based Placement Measures

### RBWO Provider GA+SCORECARD - ILP/TLP

Report Quarter: Q4 FY2019

<b>Provider/Program Name: Families First - Independent Living Program (643) - ILP</b>				
<b>80 Joseph E. Lowery Blvd NW, Atlanta, GA 30314</b>		<b>Quarterly Scores (Grades)</b>		<b>Current Quarter Score (Grade)</b>
<b>Phone: 404-853-2802</b>		<b>Q1: 71.02 (C-)</b>	<b>Q2: 74.17 (C)</b>	<b>83.27%</b>
<b>Vendor ID# 35338</b>		<b>Q3: 80.89 (B-)</b>	<b>Q4: 83.27 (B-)</b>	<b>(B-)</b>
Program Census Information:		# Children in Care During Quarter: 2	# Placements During Quarter: 2	# Children in Care On Last Day: 2
	<b>Avg Performance All ILP/TLPs (%)</b>	<b>Provider Performance (%)*</b>	<b>Possible Points (Weight)</b>	<b>Provider Points Earned</b>
<b>OPM Monitoring Reviews</b>				
Annual Comprehensive Reviews	81%	90%	15	13.43
Safety Reviews	92%	84%	10	8.38
<b>Monitoring Sub-Total</b>			<b>25</b>	<b>21.80</b>
<b>ILP/TLP Safety Outcomes</b>				
Incidence of Maltreatment	0.00%	Not Eligible		
Staff Training/Foundations	64%	100%	6.5	6.50
Staff Safety Checks	93%	100%	6.5	6.50
<b>Safety Sub-Total</b>			<b>13</b>	<b>13.00</b>
<b>ILP/TLP Permanency Outcomes</b>				
Placement Stability	91%	100%	3	3.00
<b>Permanency Sub-Total</b>			<b>3</b>	<b>3.00</b>
<b>ILP/TLP Well-Being Outcomes</b>				
EPSDT Medical Visits	85%	100%	4.7	4.67
EPSDT Dental Visits	80%	100%	4.7	4.67
Academic Supports	49%	Not Eligible		
Provider ECEM Visits	78%	50%	4.7	2.33
Placements with Siblings	No Data	Not Eligible	Not Scored	Not Scored
Placements within Legal County	28%	Not Eligible	Not Scored	Not Scored
<b>Well-Being Sub-Total</b>			<b>14</b>	<b>11.67</b>
<b>ILP/TLP Specialty Outcomes</b>				
Academic/Career Development	48%	0%	10	0.00
Ind Living Skills Provision	66%	50%	15	7.50
Financial Independence	50%	100%	5	5.00
WTLP/Life Coach	72%	83%	15	12.45
<b>Specialty Sub-Total</b>			<b>45</b>	<b>24.95</b>
*Performance calculation descriptions can be found in the FY 2019 RBWO PBP Measurements and Standards Guide.				
<b>Monitoring &amp; Outcomes: Possible Points = 100</b>			<b>Points Earned = 74.42</b>	
<b>Score Before Incentives Credit</b>			<b>74.42%</b>	

**Performance-Based Placement Measures**  
**RBWO Provider GA+SCORECARD - ILP/TLP**

Report Quarter: Q4 FY2019

<b>Incentives Awarded</b>	<b>08.85 pts</b>
<b>PBP Verification</b>	<b>0.00 pts</b>
<b>Total Score</b>	<b>83.27%</b>

**Provider/Program Name: Families First - Independent Living Program (643) - ILP**

Program Census Information:		# Children in Care During Quarter: 2	# Placements During Quarter: 2	# Children in Care On Last Day: 2
<b>ILP/TLP Incentive Credits</b>	<b>Avg Performance All ILP/TLPs (Points)</b>	<b>Provider Performance (%)*</b>	<b>Possible Points (Weight)</b>	<b>Provider Points Earned</b>
No DOC Involvement		100%	5	5.00
Community Connections		0%	4	0.00
Positive Permanency Connections		0%	5	0.00
HS Grad/GED/Prof or Trade Certificate/College		N/A	10/5/5/1	
Part-Time Employment with Medical Benefits		Not Eligible	10	
Living Arrangements at Discharge		Not Eligible	10	
Additional Academic Supports		Not Eligible	2	
Additional IL Skills Provision		17%	5	0.85
Active Agency Accreditation		50%	4	2.00
Staff Clinical Licensure		20%	5	1.00
<b>Incentives Total</b>	<b>14.62</b>			<b>8.85</b>

\*Performance calculation descriptions can be found in the FY 2019 RBWO PBP Measurements and Standards Guide.

**Child Protective Services Investigations and Dispositions**

The following investigations data, which is not used for scoring but is considered significant to a provider's performance, is from Georgia SHINES and is not considered final or complete until the end of the fiscal year.

Total Reports:	0	
Number Screened In:	0	
Number Screened Out:	0	
Number Substantiated:	0	
Number Unsubstantiated:	0	
Number Active CPS Investigations:	0	

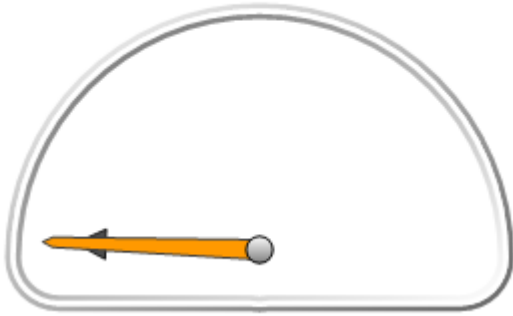


# Performance-Based Placement Measures RBWO Provider GA+SCORECARD - ILP/TLP

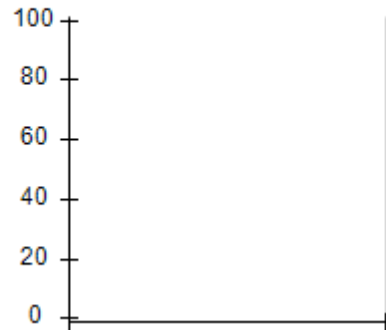
Report Quarter: Q4 FY2019

▼ — indicates average for all ILP/TLPs

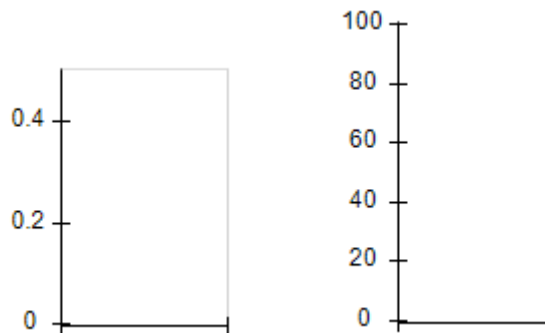
Overall Score (%)



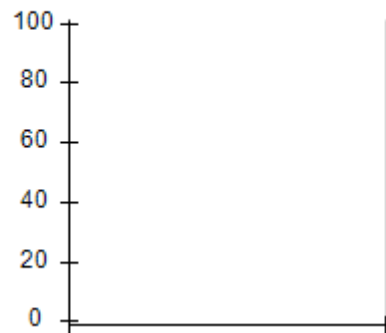
OPM Monitoring Reviews (%)



Safety Outcomes (%)



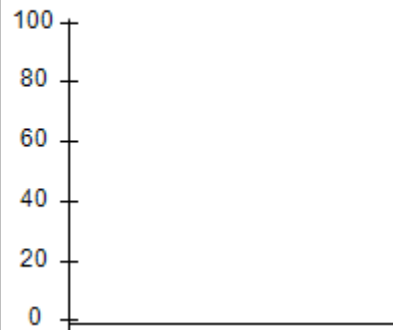
Permanency Outcomes (%)



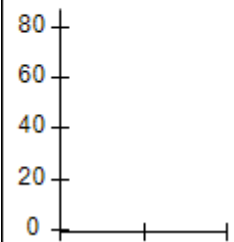
Well-Being Outcomes (%)



ILP/TLP Outcomes (%)



Incentives  
Earned  
(Points)





## Performance-Based Placement Measures RBWO Provider GA+SCORECARD - ILP/TLP

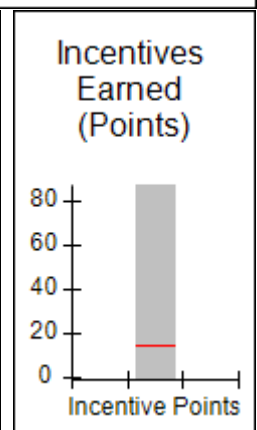
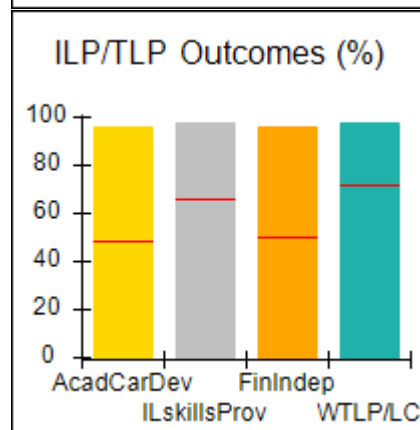
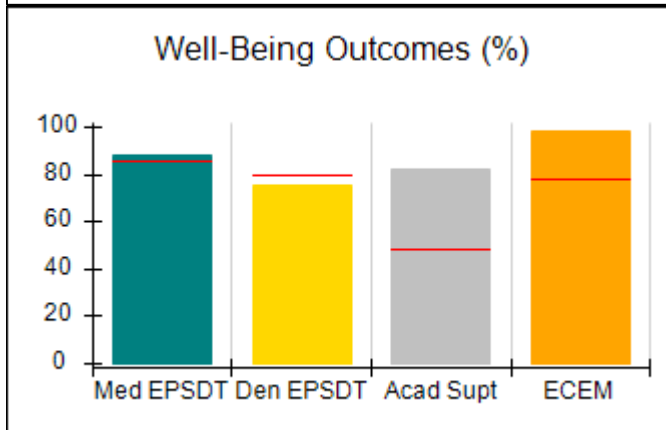
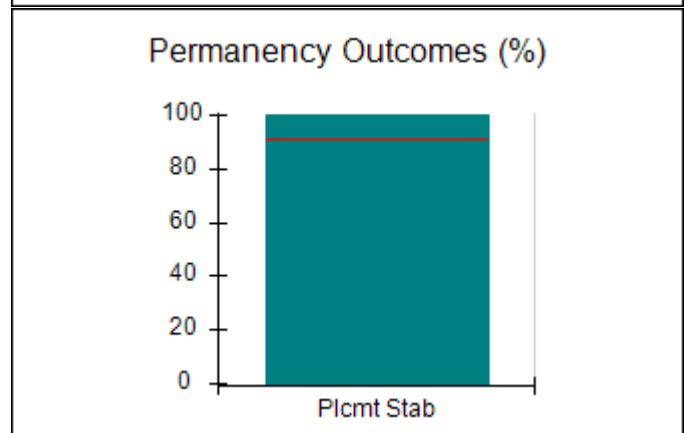
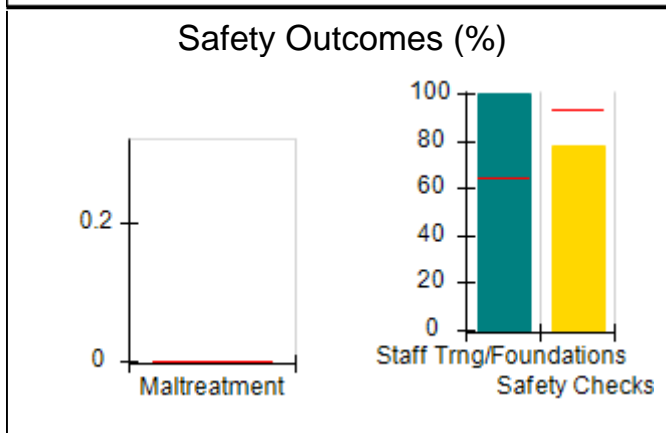
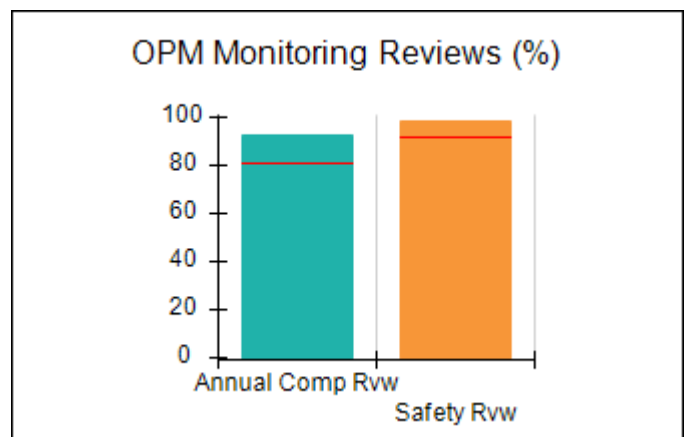
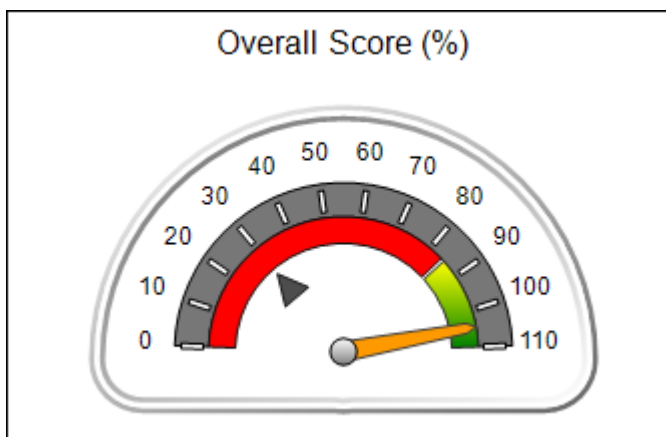
Report Quarter: Q4 FY2019

**Provider/Program Name: Goshen Valley Foundation - North Georgia New Beginnings ILP (5130) - ILP**

200 West Main St., Canton, GA 30114	Quarterly Scores (Grades)		Current Quarter Score (Grade)
Phone: 770-796-4618	Q1: 79.53 (C+)	Q2: 101.96 (A+)	<b>104.57%</b>
Vendor ID# 111810	Q3: 98.75 (A+)	Q4: 104.57 (A+)	<b>(A+)</b>
Program Census Information:	# Children in Care During Quarter: 17	# Placements During Quarter: 17	# Children in Care On Last Day: 16

### Quarterly Provider Comparisons to All ILP/TLPs

▼ — indicates average for all ILP/TLPs





**Performance-Based Placement Measures**  
**RBWO Provider GA+SCORECARD - ILP/TLP**

**Report Quarter: Q4 FY2019**

**Provider/Program Name: Goshen Valley Foundation - North Georgia New Beginnings ILP (5130) - ILP**

<b>200 West Main St., Canton, GA 30114</b>	<b>Quarterly Scores (Grades)</b>		<b>Current Quarter Score (Grade)</b>
<b>Phone: 770-796-4618</b>	<b>Q1: 79.53 (C+)</b>	<b>Q2: 101.96 (A+)</b>	<b>104.57%</b>
<b>Vendor ID# 111810</b>	<b>Q3: 98.75 (A+)</b>	<b>Q4: 104.57 (A+)</b>	<b>(A+)</b>

Program Census Information:	# Children in Care During Quarter: 17	# Placements During Quarter: 17	# Children in Care On Last Day: 16
-----------------------------	---------------------------------------	---------------------------------	------------------------------------

	<b>Avg Performance All ILP/TLPs (%)</b>	<b>Provider Performance (%)*</b>	<b>Possible Points (Weight)</b>	<b>Provider Points Earned</b>
--	-----------------------------------------	----------------------------------	---------------------------------	-------------------------------

**OPM Monitoring Reviews**

Annual Comprehensive Reviews	81%	93%	15	13.96
Safety Reviews	92%	98%	10	9.83
<b>Monitoring Sub-Total</b>			<b>25</b>	<b>23.79</b>

**ILP/TLP Safety Outcomes**

Incidence of Maltreatment	0.00%	No Substantiated Reports	3	3.00
Staff Training/Foundations	64%	100%	5	5.00
Staff Safety Checks	93%	78%	5	3.90
<b>Safety Sub-Total</b>			<b>13</b>	<b>11.90</b>

**ILP/TLP Permanency Outcomes**

Placement Stability	91%	100%	3	3.00
<b>Permanency Sub-Total</b>			<b>3</b>	<b>3.00</b>

**ILP/TLP Well-Being Outcomes**

EPSDT Medical Visits	85%	88%	4	3.52
EPSDT Dental Visits	80%	75%	4	3.00
Academic Supports	49%	82%	2	1.64
Provider ECEM Visits	78%	98%	4	3.92
Placements with Siblings	No Data	0%	Not Scored	Not Scored
Placements within Legal County	28%	0%	Not Scored	Not Scored
<b>Well-Being Sub-Total</b>			<b>14</b>	<b>12.08</b>

**ILP/TLP Specialty Outcomes**

Academic/Career Development	48%	96%	10	9.60
Ind Living Skills Provision	66%	98%	15	14.70
Financial Independence	50%	96%	5	4.80
WTLP/Life Coach	72%	98%	15	14.70
<b>Specialty Sub-Total</b>			<b>45</b>	<b>43.80</b>

\*Performance calculation descriptions can be found in the FY 2019 RBWO PBP Measurements and Standards Guide.

<b>Monitoring &amp; Outcomes: Possible Points = 100</b>	<b>Points Earned = 94.57</b>
---------------------------------------------------------	------------------------------



## Performance-Based Placement Measures

### RBWO Provider GA+SCORECARD - ILP/TLP

Report Quarter: Q4 FY2019

<b>Score Before Incentives Credit</b>	<b>94.57%</b>
<b>Incentives Awarded</b>	<b>10.00 pts</b>
<b>PBP Verification</b>	<b>N/A pts</b>
<b>Total Score</b>	<b>104.57%</b>

#### Provider/Program Name: Goshen Valley Foundation - North Georgia New Beginnings ILP (5130) - ILP

Program Census Information:		# Children in Care During Quarter: 17	# Placements During Quarter: 17	# Children in Care On Last Day: 16
ILP/TLP Incentive Credits	Avg Performance All ILP/TLPs (Points)	Provider Performance (%)*	Possible Points (Weight)	Provider Points Earned
No DOC Involvement		65%	5	3.25
Community Connections		0%	4	0.00
Positive Permanency Connections		94%	5	4.70
HS Grad/GED/Prof or Trade Certificate/College		N/A	10/5/5/1	71.00
Part-Time Employment with Medical Benefits		100%	10	10.00
Living Arrangements at Discharge		100%	10	10.00
Additional Academic Supports		45%	2	0.90
Additional IL Skills Provision		22%	5	1.10
Active Agency Accreditation		50%	4	2.00
Staff Clinical Licensure		10%	5	0.50
<b>Incentives Total</b>	<b>14.62</b>			<b>103.45</b>

\*Performance calculation descriptions can be found in the FY 2019 RBWO PBP Measurements and Standards Guide.

#### Child Protective Services Investigations and Dispositions

The following investigations data, which is not used for scoring but is considered significant to a provider's performance, is from Georgia SHINES and is not considered final or complete until the end of the fiscal year.

Total Reports:	0
Number Screened In:	0
Number Screened Out:	0
Number Substantiated:	0
Number Unsubstantiated:	0
Number Active CPS Investigations:	0



## Performance-Based Placement Measures RBWO Provider GA+SCORECARD - ILP/TLP

Report Quarter: Q4 FY2019

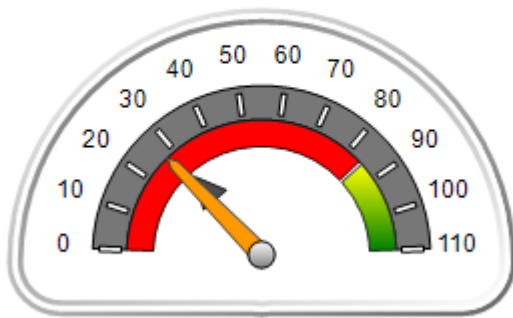
**Provider/Program Name: Greenbriar Children's Center - ILP Program (5118) - ILP**

711 Lincoln Street, Savannah, GA 31401	Quarterly Scores (Grades)		Current Quarter Score (Grade)
Phone: 912-349-2189	Q1: 42.17 (F)	Q2: 44.31 (F)	<b>27.37%</b>
Vendor ID# 105891	Q3: 36.64 (F)	Q4: 27.37 (F)	<b>(F)</b>
Program Census Information:	# Children in Care During Quarter: 4	# Placements During Quarter: 4	# Children in Care On Last Day: 2

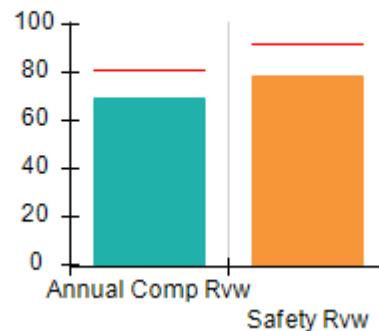
### Quarterly Provider Comparisons to All ILP/TLPs

▼ — indicates average for all ILP/TLPs

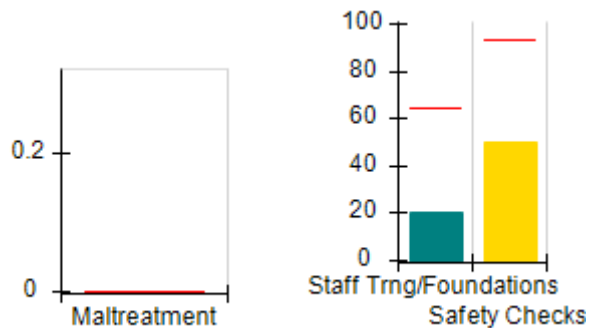
Overall Score (%)



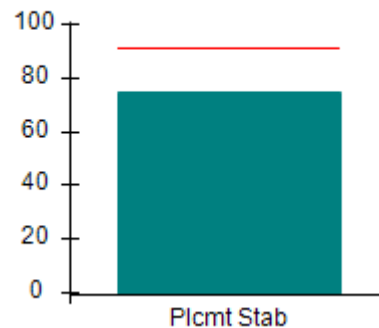
OPM Monitoring Reviews (%)



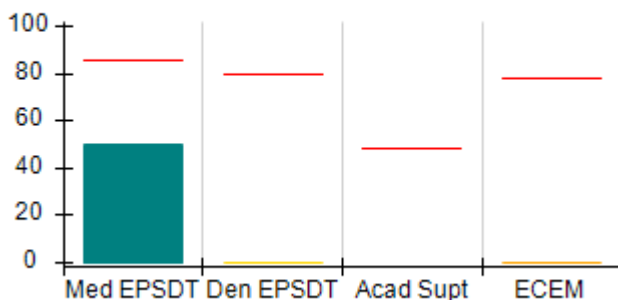
Safety Outcomes (%)



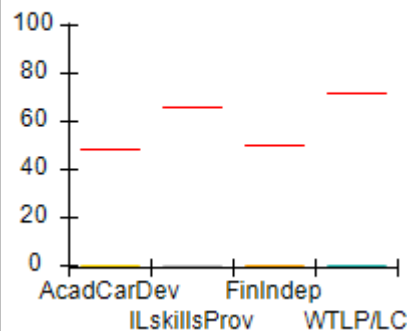
Permanency Outcomes (%)



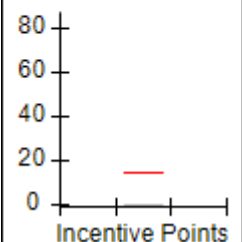
Well-Being Outcomes (%)



ILP/TLP Outcomes (%)



Incentives Earned (Points)







## Performance-Based Placement Measures

### RBWO Provider GA+SCORECARD - ILP/TLP

Report Quarter: Q4 FY2019

<b>Provider/Program Name: Greenbriar Children's Center - ILP Program (5118) - ILP</b>				
<b>711 Lincoln Street, Savannah, GA 31401</b>		<b>Quarterly Scores (Grades)</b>		<b>Current Quarter Score (Grade)</b>
<b>Phone: 912-349-2189</b>		<b>Q1: 42.17 (F)</b>	<b>Q2: 44.31 (F)</b>	<b>27.37%</b>
<b>Vendor ID# 105891</b>		<b>Q3: 36.64 (F)</b>	<b>Q4: 27.37 (F)</b>	<b>(F)</b>
Program Census Information:		# Children in Care During Quarter: 4	# Placements During Quarter: 4	# Children in Care On Last Day: 2
	<b>Avg Performance All ILP/TLPs (%)</b>	<b>Provider Performance (%)*</b>	<b>Possible Points (Weight)</b>	<b>Provider Points Earned</b>
<b>OPM Monitoring Reviews</b>				
Annual Comprehensive Reviews	81%	69%	15	10.36
Safety Reviews	92%	79%	10	7.88
<b>Monitoring Sub-Total</b>			<b>25</b>	<b>18.24</b>
<b>ILP/TLP Safety Outcomes</b>				
Incidence of Maltreatment	0.00%	Not Eligible		
Staff Training/Foundations	64%	20%	6.5	1.30
Staff Safety Checks	93%	50%	6.5	3.25
<b>Safety Sub-Total</b>			<b>13</b>	<b>4.55</b>
<b>ILP/TLP Permanency Outcomes</b>				
Placement Stability	91%	75%	3	2.25
<b>Permanency Sub-Total</b>			<b>3</b>	<b>2.25</b>
<b>ILP/TLP Well-Being Outcomes</b>				
EPSDT Medical Visits	85%	50%	4.7	2.33
EPSDT Dental Visits	80%	0%	4.7	0.00
Academic Supports	49%	Not Eligible		
Provider ECEM Visits	78%	0%	4.7	0.00
Placements with Siblings	No Data	0%	Not Scored	Not Scored
Placements within Legal County	28%	100%	Not Scored	Not Scored
<b>Well-Being Sub-Total</b>			<b>14</b>	<b>2.33</b>
<b>ILP/TLP Specialty Outcomes</b>				
Academic/Career Development	48%	0%	10	0.00
Ind Living Skills Provision	66%	0%	15	0.00
Financial Independence	50%	0%	5	0.00
WTLP/Life Coach	72%	0%	15	0.00
<b>Specialty Sub-Total</b>			<b>45</b>	<b>0.00</b>

\*Performance calculation descriptions can be found in the FY 2019 RBWO PBP Measurements and Standards Guide.

<b>Monitoring &amp; Outcomes: Possible Points = 100</b>	<b>Points Earned = 27.37</b>
<b>Score Before Incentives Credit</b>	<b>27.37%</b>

**Performance-Based Placement Measures**  
**RBWO Provider GA+SCORECARD - ILP/TLP**

Report Quarter: Q4 FY2019

Incentives Awarded	00.00 pts
PBP Verification	0.00 pts
<b>Total Score</b>	<b>27.37%</b>

**Provider/Program Name: Greenbriar Children's Center - ILP Program (5118) - ILP**

Program Census Information:		# Children in Care During Quarter: 4	# Placements During Quarter: 4	# Children in Care On Last Day: 2
ILP/TLP Incentive Credits	Avg Performance All ILP/TLPs (Points)	Provider Performance (%)*	Possible Points (Weight)	Provider Points Earned
No DOC Involvement		0%	5	0.00
Community Connections		0%	4	0.00
Positive Permanency Connections		0%	5	0.00
HS Grad/GED/Prof or Trade Certificate/College		N/A	10/5/5/1	
Part-Time Employment with Medical Benefits		0%	10	0.00
Living Arrangements at Discharge		0%	10	0.00
Additional Academic Supports		Not Eligible	2	
Additional IL Skills Provision		0%	5	0.00
Active Agency Accreditation		0%	4	0.00
Staff Clinical Licensure		0%	5	0.00
<b>Incentives Total</b>	<b>14.62</b>			<b>0.00</b>

\*Performance calculation descriptions can be found in the FY 2019 RBWO PBP Measurements and Standards Guide.

**Child Protective Services Investigations and Dispositions**

The following investigations data, which is not used for scoring but is considered significant to a provider's performance, is from Georgia SHINES and is not considered final or complete until the end of the fiscal year.

Total Reports:	0	
Number Screened In:	0	
Number Screened Out:	0	
Number Substantiated:	0	
Number Unsubstantiated:	0	
Number Active CPS Investigations:	0	



## Performance-Based Placement Measures RBWO Provider GA+SCORECARD - ILP/TLP

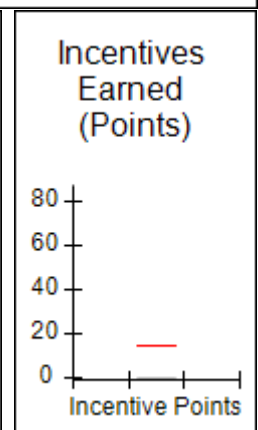
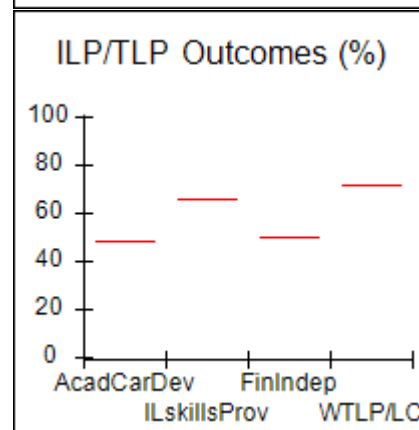
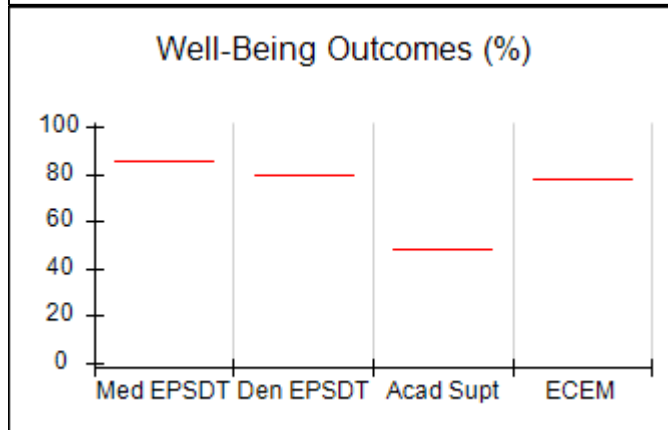
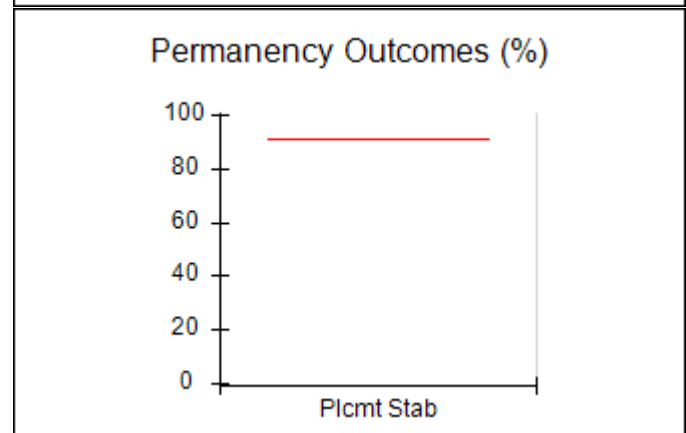
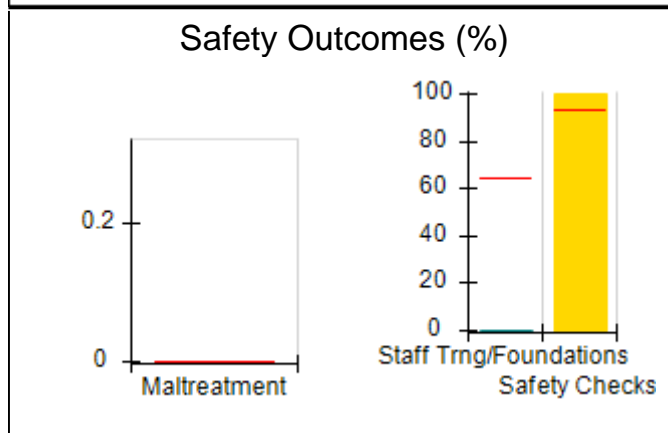
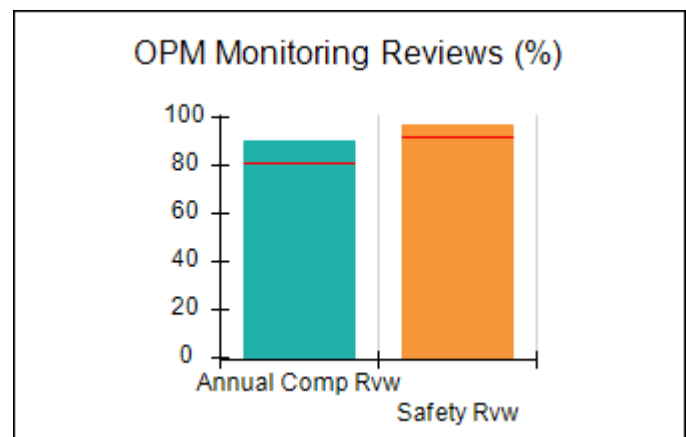
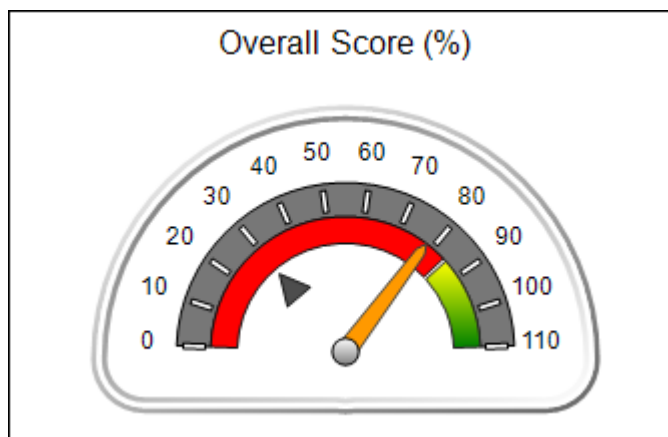
Report Quarter: Q4 FY2019

**Provider/Program Name: Haven Heart's Community Development Center - Have A Heart For Haven (5151) - ILP**

950 Lake Ridge Pkwy, Riverdale, GA 30296	Quarterly Scores (Grades)		Current Quarter Score (Grade)
Phone: 225-772-7891	Q1: 52.93 (F)	Q2: 57.18 (F)	<b>78.11%</b>
Vendor ID# 115564	Q3: 77.62 (C+)	Q4: 78.11 (C+)	<b>(C+)</b>
Program Census Information:	# Children in Care During Quarter: 0	# Placements During Quarter: 0	# Children in Care On Last Day: 0

### Quarterly Provider Comparisons to All ILP/TLPs

▼ — indicates average for all ILP/TLPs





## Performance-Based Placement Measures

### RBWO Provider GA+SCORECARD - ILP/TLP

Report Quarter: Q4 FY2019

#### Provider/Program Name: Haven Heart's Community Development Center - Have A Heart For Haven (5151) - ILP

950 Lake Ridge Pkwy, Riverdale, GA 30296	Quarterly Scores (Grades)		Current Quarter Score (Grade)
Phone: 225-772-7891	Q1: 52.93 (F)	Q2: 57.18 (F)	<b>78.11%</b>
Vendor ID# 115564	Q3: 77.62 (C+)	Q4: 78.11 (C+)	<b>(C+)</b>

Program Census Information:	# Children in Care During Quarter: 0	# Placements During Quarter: 0	# Children in Care On Last Day: 0
-----------------------------	--------------------------------------	--------------------------------	-----------------------------------

	Avg Performance All ILP/TLPs (%)	Provider Performance (%)*	Possible Points (Weight)	Provider Points Earned
--	----------------------------------	---------------------------	--------------------------	------------------------

#### OPM Monitoring Reviews

Annual Comprehensive Reviews	81%	90%	15	13.53
Safety Reviews	92%	97%	10	9.65
<b>Monitoring Sub-Total</b>			<b>25</b>	<b>23.18</b>

#### ILP/TLP Safety Outcomes

Incidence of Maltreatment	0.00%	Not Eligible		
Staff Training/Foundations	64%	0%	6.5	0.00
Staff Safety Checks	93%	100%	6.5	6.50
<b>Safety Sub-Total</b>			<b>13</b>	<b>6.50</b>

#### ILP/TLP Permanency Outcomes

Placement Stability	91%	Not Eligible		
<b>Permanency Sub-Total</b>			<b>N/A</b>	

#### ILP/TLP Well-Being Outcomes

EPSDT Medical Visits	85%	Not Eligible		
EPSDT Dental Visits	80%	Not Eligible		
Academic Supports	49%	Not Eligible		
Provider ECEM Visits	78%	Not Eligible		
Placements with Siblings	No Data	Not Eligible	Not Scored	Not Scored
Placements within Legal County	28%	Not Eligible	Not Scored	Not Scored
<b>Well-Being Sub-Total</b>			<b>N/A</b>	

#### ILP/TLP Specialty Outcomes

Academic/Career Development	48%	Not Eligible		
Ind Living Skills Provision	66%	Not Eligible		
Financial Independence	50%	Not Eligible		
WTLP/Life Coach	72%	Not Eligible		
<b>Specialty Sub-Total</b>			<b>N/A</b>	

\*Performance calculation descriptions can be found in the FY 2019 RBWO PBP Measurements and Standards Guide.

<b>Monitoring &amp; Outcomes: Possible Points = 33</b>	<b>Points Earned = 29.68</b>
--------------------------------------------------------	------------------------------



## Performance-Based Placement Measures

### RBWO Provider GA+SCORECARD - ILP/TLP

Report Quarter: Q4 FY2019

<b>Score Before Incentives Credit</b>	<b>78.11%</b>
<b>Incentives Awarded</b>	<b>00.00 pts</b>
<b>PBP Verification</b>	<b>N/A pts</b>
<b>Total Score</b>	<b>78.11%</b>

#### Provider/Program Name: Haven Heart's Community Development Center - Have A Heart For Haven (5151) - ILP

Program Census Information:		# Children in Care During Quarter: 0	# Placements During Quarter: 0	# Children in Care On Last Day: 0
ILP/TLP Incentive Credits	Avg Performance All ILP/TLPs (Points)	Provider Performance (%)*	Possible Points (Weight)	Provider Points Earned
No DOC Involvement		Not Eligible	5	
Community Connections		Not Eligible	4	
Positive Permanency Connections		Not Eligible	5	
HS Grad/GED/Prof or Trade Certificate/College		N/A	10/5/5/1	
Part-Time Employment with Medical Benefits		Not Eligible	10	
Living Arrangements at Discharge		Not Eligible	10	
Additional Academic Supports		Not Eligible	2	
Additional IL Skills Provision		Not Eligible	5	
Active Agency Accreditation		0%	4	0.00
Staff Clinical Licensure		0%	5	0.00
<b>Incentives Total</b>	<b>14.62</b>			<b>0.00</b>

\*Performance calculation descriptions can be found in the FY 2019 RBWO PBP Measurements and Standards Guide.

#### Child Protective Services Investigations and Dispositions

The following investigations data, which is not used for scoring but is considered significant to a provider's performance, is from Georgia SHINES and is not considered final or complete until the end of the fiscal year.

Total Reports:	0
Number Screened In:	0
Number Screened Out:	0
Number Substantiated:	0
Number Unsubstantiated:	0
Number Active CPS Investigations:	0



# Performance-Based Placement Measures

## RBWO Provider GA+SCORECARD - ILP/TLP

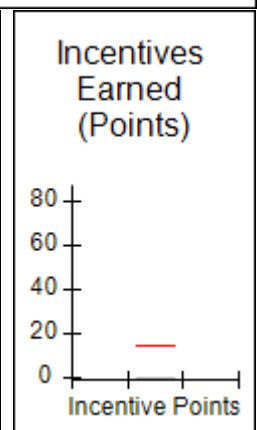
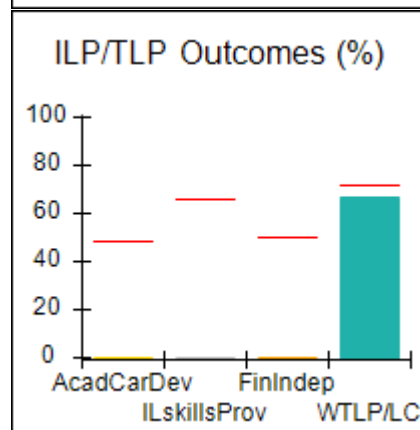
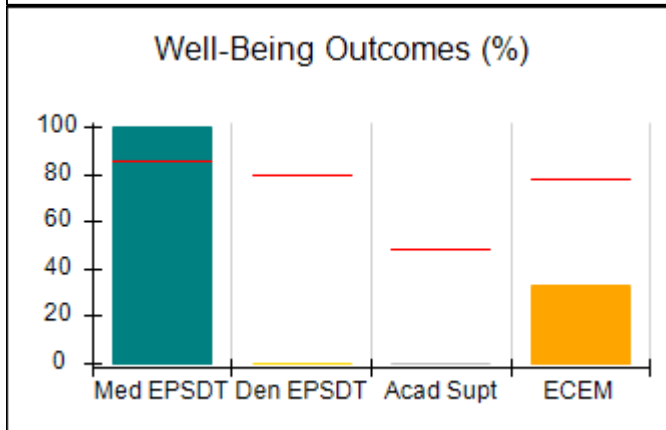
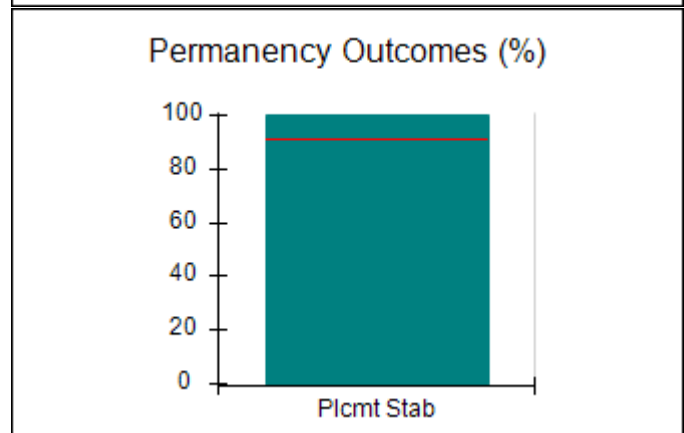
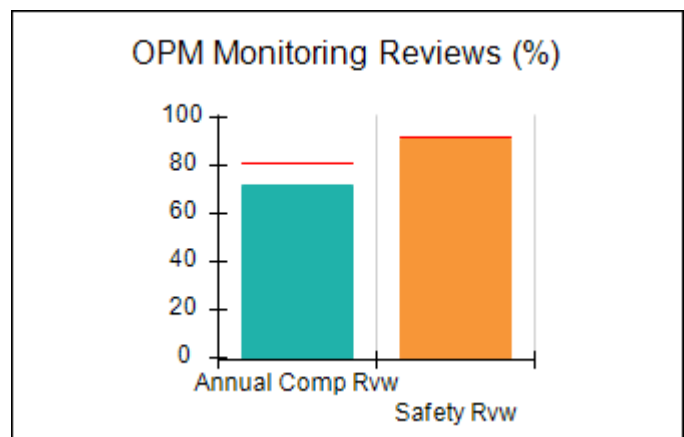
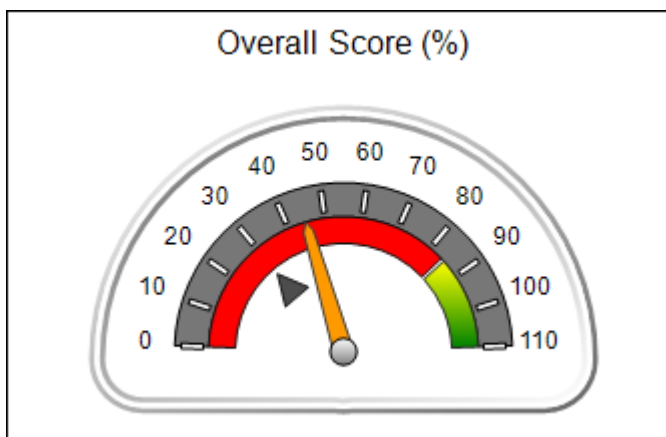
Report Quarter: Q4 FY2019

**Provider/Program Name: Haven Heart's Community Development Center - Making A Difference (5152) - ILP**

512 King Arnold Street, Atlanta, GA 30354	Quarterly Scores (Grades)		Current Quarter Score (Grade)
Phone: 225-772-7891	Q1: 53.38 (F)	Q2: 50.24 (F)	<b>44.81%</b>
Vendor ID# 115565	Q3: 35.59 (F)	Q4: 44.81 (F)	<b>(F)</b>
Program Census Information:	# Children in Care During Quarter: 2	# Placements During Quarter: 2	# Children in Care On Last Day: 2

### Quarterly Provider Comparisons to All ILP/TLPs

indicates average for all ILP/TLPs





**Performance-Based Placement Measures**  
**RBWO Provider GA+SCORECARD - ILP/TLP**

**Report Quarter: Q4 FY2019**

<b>Provider/Program Name: Haven Heart's Community Development Center - Making A Difference (5152) - ILP</b>				
<b>512 King Arnold Street, Atlanta, GA 30354</b>	<b>Quarterly Scores (Grades)</b>			<b>Current Quarter Score (Grade)</b>
<b>Phone: 225-772-7891</b>	<b>Q1: 53.38 (F)</b>	<b>Q2: 50.24 (F)</b>	<b>44.81%</b>	
<b>Vendor ID# 115565</b>	<b>Q3: 35.59 (F)</b>	<b>Q4: 44.81 (F)</b>	<b>(F)</b>	
Program Census Information:	# Children in Care During Quarter: 2	# Placements During Quarter: 2	# Children in Care On Last Day: 2	
	<b>Avg Performance All ILP/TLPs (%)</b>	<b>Provider Performance (%)*</b>	<b>Possible Points (Weight)</b>	<b>Provider Points Earned</b>
<b>OPM Monitoring Reviews</b>				
Annual Comprehensive Reviews	81%	72%	15	10.82
Safety Reviews	92%	91%	10	9.13
<b>Monitoring Sub-Total</b>			<b>25</b>	<b>19.94</b>
<b>ILP/TLP Safety Outcomes</b>				
Incidence of Maltreatment	0.00%	Not Eligible		
Staff Training/Foundations	64%	0%	6.5	0.00
Staff Safety Checks	93%	100%	6.5	6.50
<b>Safety Sub-Total</b>			<b>13</b>	<b>6.50</b>
<b>ILP/TLP Permanency Outcomes</b>				
Placement Stability	91%	100%	3	3.00
<b>Permanency Sub-Total</b>			<b>3</b>	<b>3.00</b>
<b>ILP/TLP Well-Being Outcomes</b>				
EPSDT Medical Visits	85%	100%	4	4.00
EPSDT Dental Visits	80%	0%	4	0.00
Academic Supports	49%	0%	2	0.00
Provider ECEM Visits	78%	33%	4	1.32
Placements with Siblings	No Data	Not Eligible	Not Scored	Not Scored
Placements within Legal County	28%	Not Eligible	Not Scored	Not Scored
<b>Well-Being Sub-Total</b>			<b>14</b>	<b>5.32</b>
<b>ILP/TLP Specialty Outcomes</b>				
Academic/Career Development	48%	0%	10	0.00
Ind Living Skills Provision	66%	0%	15	0.00
Financial Independence	50%	0%	5	0.00
WTLP/Life Coach	72%	67%	15	10.05
<b>Specialty Sub-Total</b>			<b>45</b>	<b>10.05</b>
*Performance calculation descriptions can be found in the FY 2019 RBWO PBP Measurements and Standards Guide.				

**Monitoring & Outcomes: Possible Points = 100**

**Points Earned = 44.81**



## Performance-Based Placement Measures

### RBWO Provider GA+SCORECARD - ILP/TLP

Report Quarter: Q4 FY2019

<b>Score Before Incentives Credit</b>	<b>44.81%</b>
<b>Incentives Awarded</b>	<b>00.00 pts</b>
<b>PBP Verification</b>	<b>N/A pts</b>
<b>Total Score</b>	<b>44.81%</b>

#### Provider/Program Name: Haven Heart's Community Development Center - Making A Difference (5152) - ILP

Program Census Information:		# Children in Care During Quarter: 2	# Placements During Quarter: 2	# Children in Care On Last Day: 2
ILP/TLP Incentive Credits	Avg Performance All ILP/TLPs (Points)	Provider Performance (%)*	Possible Points (Weight)	Provider Points Earned
No DOC Involvement		0%	5	0.00
Community Connections		0%	4	0.00
Positive Permanency Connections		0%	5	0.00
HS Grad/GED/Prof or Trade Certificate/College		N/A	10/5/5/1	
Part-Time Employment with Medical Benefits		Not Eligible	10	
Living Arrangements at Discharge		Not Eligible	10	
Additional Academic Supports		0%	2	0.00
Additional IL Skills Provision		0%	5	0.00
Active Agency Accreditation		0%	4	0.00
Staff Clinical Licensure		0%	5	0.00
<b>Incentives Total</b>	<b>14.62</b>			<b>0.00</b>

\*Performance calculation descriptions can be found in the FY 2019 RBWO PBP Measurements and Standards Guide.

#### Child Protective Services Investigations and Dispositions

The following investigations data, which is not used for scoring but is considered significant to a provider's performance, is from Georgia SHINES and is not considered final or complete until the end of the fiscal year.

Total Reports:	0
Number Screened In:	0
Number Screened Out:	0
Number Substantiated:	0
Number Unsubstantiated:	0
Number Active CPS Investigations:	0





# Performance-Based Placement Measures

## RBWO Provider GA+SCORECARD - ILP/TLP

Report Quarter: Q4 FY2019

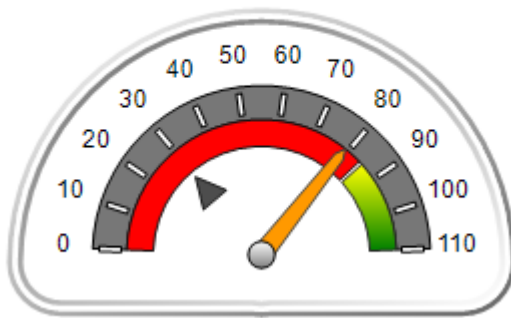
**Provider/Program Name: Higher Learning Solutions Foundation, Inc. - (5343) - ILP**

3629 Gentian Blvd., Columbus, GA 31907	Quarterly Scores (Grades)		Current Quarter Score (Grade)
Phone: 706-221-0887	Q1: 70.46 (C-)	Q2: 63.46 (D-)	<b>79.04%</b>
Vendor ID# 158685	Q3: 79.67 (C+)	Q4: 79.04 (C+)	<b>(C+)</b>
Program Census Information:	# Children in Care During Quarter: 17	# Placements During Quarter: 17	# Children in Care On Last Day: 13

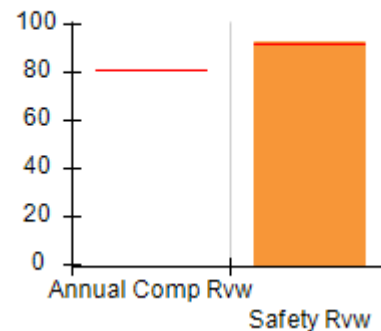
**Quarterly Provider Comparisons to All ILP/TLPs**

indicates average for all ILP/TLPs

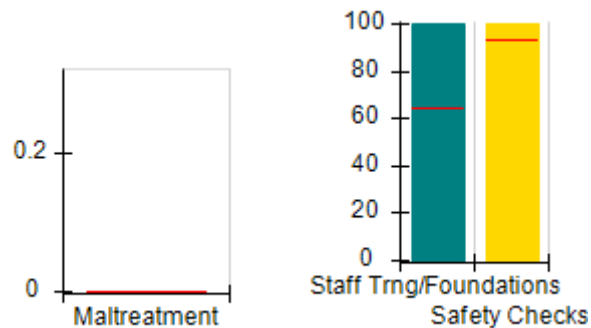
Overall Score (%)



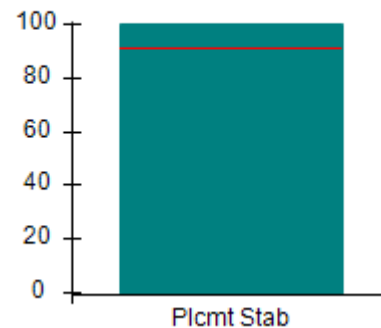
OPM Monitoring Reviews (%)



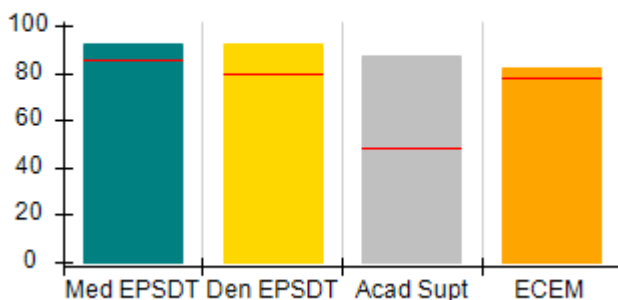
Safety Outcomes (%)



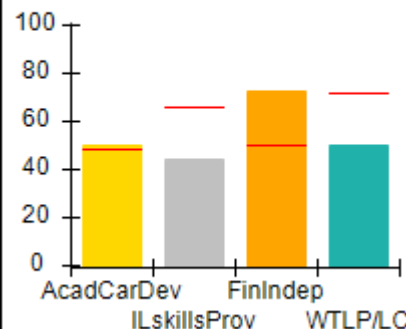
Permanency Outcomes (%)



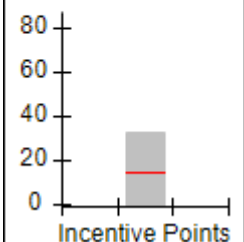
Well-Being Outcomes (%)



ILP/TLP Outcomes (%)



Incentives Earned (Points)





## Performance-Based Placement Measures

### RBWO Provider GA+SCORECARD - ILP/TLP

Report Quarter: Q4 FY2019

<b>Provider/Program Name: Higher Learning Solutions Foundation, Inc. - (5343) - ILP</b>				
<b>3629 Gention Blvd., Columbus, GA 31907</b>		<b>Quarterly Scores (Grades)</b>		<b>Current Quarter Score (Grade)</b>
<b>Phone: 706-221-0887</b>		<b>Q1: 70.46 (C-)</b>	<b>Q2: 63.46 (D-)</b>	<b>79.04%</b>
<b>Vendor ID# 158685</b>		<b>Q3: 79.67 (C+)</b>	<b>Q4: 79.04 (C+)</b>	<b>(C+)</b>
Program Census Information:		# Children in Care During Quarter: 17	# Placements During Quarter: 17	# Children in Care On Last Day: 13
	<b>Avg Performance All ILP/TLPs (%)</b>	<b>Provider Performance (%)*</b>	<b>Possible Points (Weight)</b>	<b>Provider Points Earned</b>
<b>OPM Monitoring Reviews</b>				
Annual Comprehensive Reviews	81%	Not Yet Conducted		
Safety Reviews	92%	93%	10	9.25
<b>Monitoring Sub-Total</b>			<b>10</b>	<b>9.25</b>
<b>ILP/TLP Safety Outcomes</b>				
Incidence of Maltreatment	0.00%	No Substantiated Reports	3	3.00
Staff Training/Foundations	64%	100%	5	5.00
Staff Safety Checks	93%	100%	5	5.00
<b>Safety Sub-Total</b>			<b>13</b>	<b>13.00</b>
<b>ILP/TLP Permanency Outcomes</b>				
Placement Stability	91%	100%	3	3.00
<b>Permanency Sub-Total</b>			<b>3</b>	<b>3.00</b>
<b>ILP/TLP Well-Being Outcomes</b>				
EPSDT Medical Visits	85%	92%	4	3.68
EPSDT Dental Visits	80%	92%	4	3.68
Academic Supports	49%	87%	2	1.74
Provider ECEM Visits	78%	82%	4	3.28
Placements with Siblings	No Data	Not Eligible	Not Scored	Not Scored
Placements within Legal County	28%	11%	Not Scored	Not Scored
<b>Well-Being Sub-Total</b>			<b>14</b>	<b>12.38</b>
<b>ILP/TLP Specialty Outcomes</b>				
Academic/Career Development	48%	50%	10	5.00
Ind Living Skills Provision	66%	44%	15	6.60
Financial Independence	50%	73%	5	3.65
WTLP/Life Coach	72%	50%	15	7.50
<b>Specialty Sub-Total</b>			<b>45</b>	<b>22.75</b>
*Performance calculation descriptions can be found in the FY 2019 RBWO PBP Measurements and Standards Guide.				

**Monitoring & Outcomes: Possible Points = 85**
**Points Earned = 60.38**



## Performance-Based Placement Measures

### RBWO Provider GA+SCORECARD - ILP/TLP

Report Quarter: Q4 FY2019

<b>Score Before Incentives Credit</b>	<b>71.04%</b>
<b>Incentives Awarded</b>	<b>10.00 pts</b>
<b>PBP Verification</b>	<b>-2.00 pts</b>
<b>Total Score</b>	<b>79.04%</b>

#### Provider/Program Name: Higher Learning Solutions Foundation, Inc. - (5343) - ILP

Program Census Information:		# Children in Care During Quarter: 17	# Placements During Quarter: 17	# Children in Care On Last Day: 13
ILP/TLP Incentive Credits	Avg Performance All ILP/TLPs (Points)	Provider Performance (%)*	Possible Points (Weight)	Provider Points Earned
No DOC Involvement		100%	5	5.00
Community Connections		20%	4	0.80
Positive Permanency Connections		93%	5	4.65
HS Grad/GED/Prof or Trade Certificate/College		N/A	10/5/5/1	20.00
Part-Time Employment with Medical Benefits		0%	10	0.00
Living Arrangements at Discharge		0%	10	0.00
Additional Academic Supports		43%	2	0.86
Additional IL Skills Provision		35%	5	1.75
Active Agency Accreditation		0%	4	0.00
Staff Clinical Licensure		0%	5	0.00
<b>Incentives Total</b>	<b>14.62</b>			<b>33.06</b>

\*Performance calculation descriptions can be found in the FY 2019 RBWO PBP Measurements and Standards Guide.

#### Child Protective Services Investigations and Dispositions

The following investigations data, which is not used for scoring but is considered significant to a provider's performance, is from Georgia SHINES and is not considered final or complete until the end of the fiscal year.

Total Reports:	0
Number Screened In:	0
Number Screened Out:	0
Number Substantiated:	0
Number Unsubstantiated:	0
Number Active CPS Investigations:	0



## Performance-Based Placement Measures RBWO Provider GA+SCORECARD - ILP/TLP

Report Quarter: Q4 FY2019

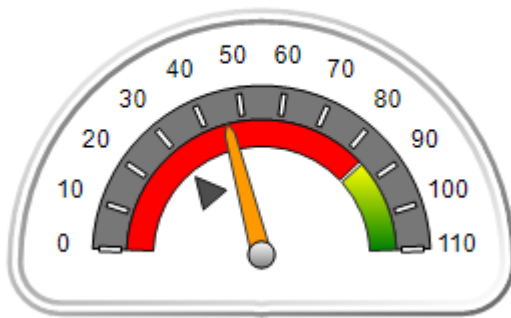
**Provider/Program Name: House of Aimer, Inc. - (5349) - ILP**

2987 N. Druid Hills Rd., Atlanta, GA 30329	Quarterly Scores (Grades)		Current Quarter Score (Grade)
Phone: 4704212306	Q1: 75.22 (C)	Q2: 84.31 (B)	<b>45.81%</b>
Vendor ID# 159745	Q3: 48.82 (F)	Q4: 45.81 (F)	<b>(F)</b>
Program Census Information:	# Children in Care During Quarter: 3	# Placements During Quarter: 3	# Children in Care On Last Day: 1

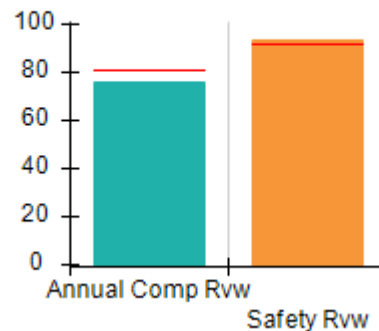
### Quarterly Provider Comparisons to All ILP/TLPs

▼ — indicates average for all ILP/TLPs

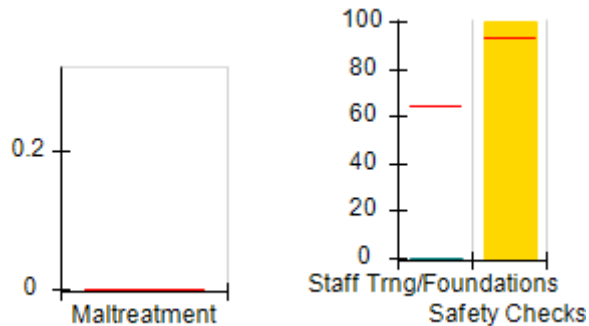
Overall Score (%)



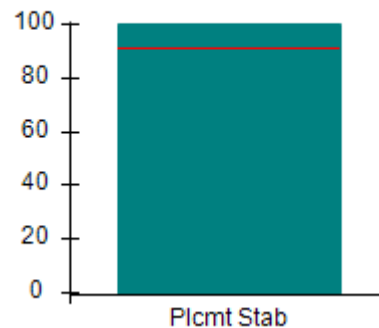
OPM Monitoring Reviews (%)



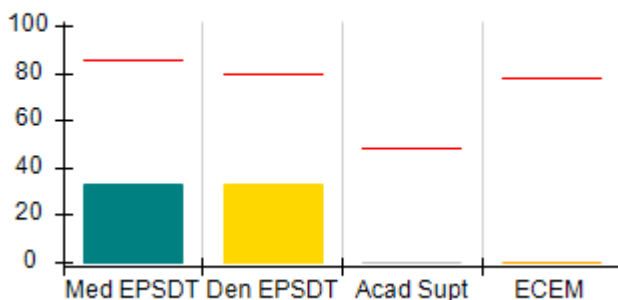
Safety Outcomes (%)



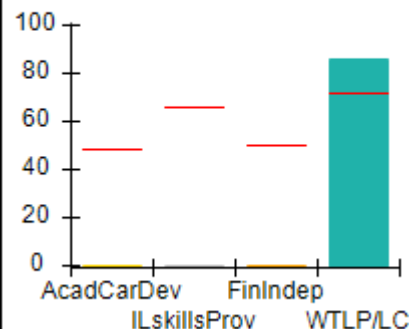
Permanency Outcomes (%)



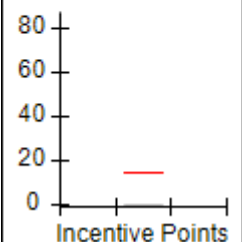
Well-Being Outcomes (%)



ILP/TLP Outcomes (%)



Incentives Earned (Points)





# Performance-Based Placement Measures RBWO Provider GA+SCORECARD - ILP/TLP

Report Quarter: Q4 FY2019

**Provider/Program Name: House of Aimer, Inc. - (5349) - ILP**

2987 N. Druid Hills Rd., Atlanta, GA 30329	Quarterly Scores (Grades)		Current Quarter Score (Grade)
Phone: 4704212306	Q1: 75.22 (C)	Q2: 84.31 (B)	<b>45.81%</b>
Vendor ID# 159745	Q3: 48.82 (F)	Q4: 45.81 (F)	<b>(F)</b>

Program Census Information:	# Children in Care During Quarter: 3	# Placements During Quarter: 3	# Children in Care On Last Day: 1
-----------------------------	--------------------------------------	--------------------------------	-----------------------------------

	Avg Performance All ILP/TLPs (%)	Provider Performance (%)*	Possible Points (Weight)	Provider Points Earned
--	----------------------------------	---------------------------	--------------------------	------------------------

**OPM Monitoring Reviews**

Annual Comprehensive Reviews	81%	76%	15	11.44
Safety Reviews	92%	93%	10	9.33
<b>Monitoring Sub-Total</b>			<b>25</b>	<b>20.77</b>

**ILP/TLP Safety Outcomes**

Incidence of Maltreatment	0.00%	Not Eligible		
Staff Training/Foundations	64%	0%	6.5	0.00
Staff Safety Checks	93%	100%	6.5	6.50
<b>Safety Sub-Total</b>			<b>13</b>	<b>6.50</b>

**ILP/TLP Permanency Outcomes**

Placement Stability	91%	100%	3	3.00
<b>Permanency Sub-Total</b>			<b>3</b>	<b>3.00</b>

**ILP/TLP Well-Being Outcomes**

EPSDT Medical Visits	85%	33%	4	1.32
EPSDT Dental Visits	80%	33%	4	1.32
Academic Supports	49%	0%	2	0.00
Provider ECEM Visits	78%	0%	4	0.00
Placements with Siblings	No Data	Not Eligible	Not Scored	Not Scored
Placements within Legal County	28%	0%	Not Scored	Not Scored
<b>Well-Being Sub-Total</b>			<b>14</b>	<b>2.64</b>

**ILP/TLP Specialty Outcomes**

Academic/Career Development	48%	0%	10	0.00
Ind Living Skills Provision	66%	0%	15	0.00
Financial Independence	50%	0%	5	0.00
WTLP/Life Coach	72%	86%	15	12.90
<b>Specialty Sub-Total</b>			<b>45</b>	<b>12.90</b>

\*Performance calculation descriptions can be found in the FY 2019 RBWO PBP Measurements and Standards Guide.

<b>Monitoring &amp; Outcomes: Possible Points = 100</b>	<b>Points Earned = 45.81</b>
<b>Score Before Incentives Credit</b>	<b>45.81%</b>

**Performance-Based Placement Measures**  
**RBWO Provider GA+SCORECARD - ILP/TLP**

Report Quarter: Q4 FY2019

Incentives Awarded	00.00 pts
PBP Verification	N/A pts
<b>Total Score</b>	<b>45.81%</b>

**Provider/Program Name: House of Aimer, Inc. - (5349) - ILP**

Program Census Information:		# Children in Care During Quarter: 3	# Placements During Quarter: 3	# Children in Care On Last Day: 1
ILP/TLP Incentive Credits	Avg Performance All ILP/TLPs (Points)	Provider Performance (%)*	Possible Points (Weight)	Provider Points Earned
No DOC Involvement		0%	5	0.00
Community Connections		0%	4	0.00
Positive Permanency Connections		0%	5	0.00
HS Grad/GED/Prof or Trade Certificate/College		N/A	10/5/5/1	
Part-Time Employment with Medical Benefits		0%	10	0.00
Living Arrangements at Discharge		0%	10	0.00
Additional Academic Supports		0%	2	0.00
Additional IL Skills Provision		0%	5	0.00
Active Agency Accreditation		0%	4	0.00
Staff Clinical Licensure		0%	5	0.00
<b>Incentives Total</b>	<b>14.62</b>			<b>0.00</b>

\*Performance calculation descriptions can be found in the FY 2019 RBWO PBP Measurements and Standards Guide.

**Child Protective Services Investigations and Dispositions**

The following investigations data, which is not used for scoring but is considered significant to a provider's performance, is from Georgia SHINES and is not considered final or complete until the end of the fiscal year.

Total Reports:	0	
Number Screened In:	0	
Number Screened Out:	0	
Number Substantiated:	0	
Number Unsubstantiated:	0	
Number Active CPS Investigations:	0	



## Performance-Based Placement Measures RBWO Provider GA+SCORECARD - ILP/TLP

Report Quarter: Q4 FY2019

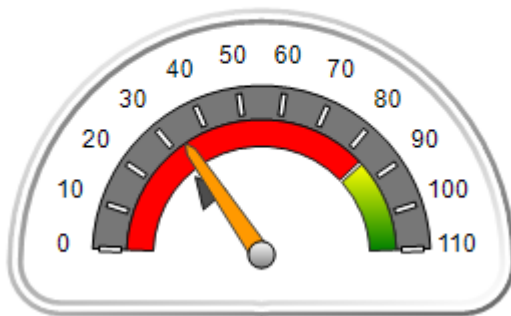
**Provider/Program Name: House of Dawn - ILP (5155) - ILP**

7469 Caribou Trail, Riverdale, GA 30237	Quarterly Scores (Grades)		Current Quarter Score (Grade)
Phone: 770-477-2385	Q1: 100.00 (A+)	Q2: 100.00 (A+)	<b>33.50%</b>
Vendor ID# 118207	Q3: 100.00 (A+)	Q4: 33.50 (F)	<b>(F)</b>
Program Census Information:	# Children in Care During Quarter: 0	# Placements During Quarter: 0	# Children in Care On Last Day: 0

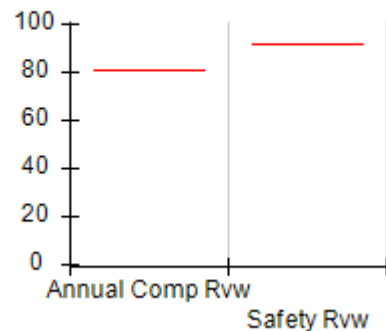
### Quarterly Provider Comparisons to All ILP/TLPs

▼ — indicates average for all ILP/TLPs

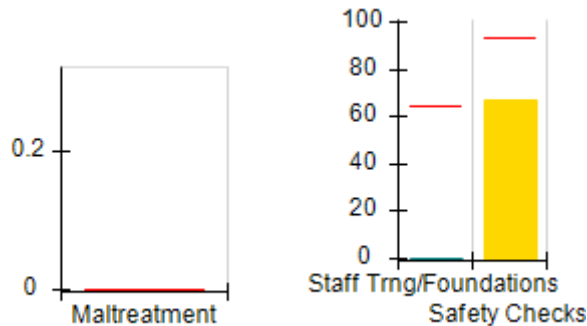
Overall Score (%)



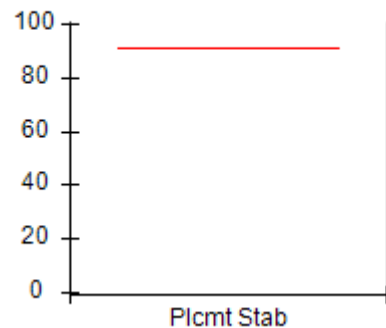
OPM Monitoring Reviews (%)



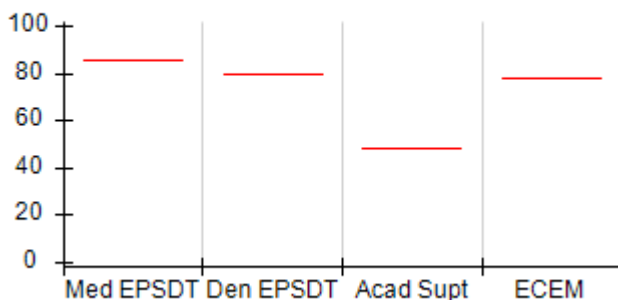
Safety Outcomes (%)



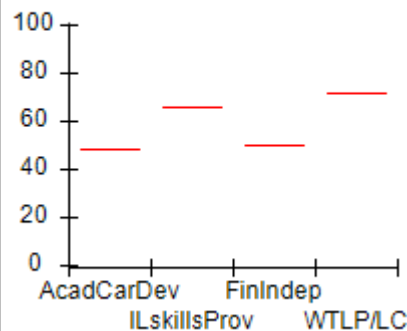
Permanency Outcomes (%)



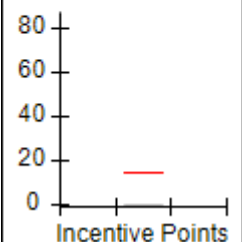
Well-Being Outcomes (%)



ILP/TLP Outcomes (%)



Incentives Earned (Points)





# Performance-Based Placement Measures

## RBWO Provider GA+SCORECARD - ILP/TLP

Report Quarter: Q4 FY2019

**Provider/Program Name: House of Dawn - ILP (5155) - ILP**

<b>7469 Caribou Trail, Riverdale, GA 30237</b>	<b>Quarterly Scores (Grades)</b>		<b>Current Quarter Score (Grade)</b>
<b>Phone: 770-477-2385</b>	<b>Q1: 100.00 (A+)</b>	<b>Q2: 100.00 (A+)</b>	<b>33.50%</b>
<b>Vendor ID# 118207</b>	<b>Q3: 100.00 (A+)</b>	<b>Q4: 33.50 (F)</b>	<b>(F)</b>

Program Census Information:	# Children in Care During Quarter: 0	# Placements During Quarter: 0	# Children in Care On Last Day: 0
-----------------------------	--------------------------------------	--------------------------------	-----------------------------------

	Avg Performance All ILP/TLPs (%)	Provider Performance (%)*	Possible Points (Weight)	Provider Points Earned
--	----------------------------------	---------------------------	--------------------------	------------------------

**OPM Monitoring Reviews**

Annual Comprehensive Reviews	81%	Not Yet Conducted		
Safety Reviews	92%	Not Yet Conducted		
<b>Monitoring Sub-Total</b>				<b>0.00</b>

**ILP/TLP Safety Outcomes**

Incidence of Maltreatment	0.00%	Not Eligible		
Staff Training/Foundations	64%	0%	6.5	0.00
Staff Safety Checks	93%	67%	6.5	4.36
<b>Safety Sub-Total</b>			<b>13</b>	<b>4.36</b>

**ILP/TLP Permanency Outcomes**

Placement Stability	91%	Not Eligible		
<b>Permanency Sub-Total</b>			<b>N/A</b>	

**ILP/TLP Well-Being Outcomes**

EPSDT Medical Visits	85%	Not Eligible		
EPSDT Dental Visits	80%	Not Eligible		
Academic Supports	49%	Not Eligible		
Provider ECEM Visits	78%	Not Eligible		
Placements with Siblings	No Data	Not Eligible	Not Scored	Not Scored
Placements within Legal County	28%	Not Eligible	Not Scored	Not Scored
<b>Well-Being Sub-Total</b>			<b>N/A</b>	

**ILP/TLP Specialty Outcomes**

Academic/Career Development	48%	Not Eligible		
Ind Living Skills Provision	66%	Not Eligible		
Financial Independence	50%	Not Eligible		
WTLP/Life Coach	72%	Not Eligible		
<b>Specialty Sub-Total</b>			<b>N/A</b>	

\*Performance calculation descriptions can be found in the FY 2019 RBWO PBP Measurements and Standards Guide.

<b>Monitoring &amp; Outcomes: Possible Points = 13</b>	<b>Points Earned = 04.36</b>
<b>Score Before Incentives Credit</b>	<b>33.50%</b>





## Performance-Based Placement Measures

### RBWO Provider GA+SCORECARD - ILP/TLP

Report Quarter: Q4 FY2019

<b>Incentives Awarded</b>	<b>00.00 pts</b>
<b>PBP Verification</b>	<b>N/A pts</b>
<b>Total Score</b>	<b>33.50%</b>

#### Provider/Program Name: House of Dawn - ILP (5155) - ILP

Program Census Information:		# Children in Care During Quarter: 0	# Placements During Quarter: 0	# Children in Care On Last Day: 0
ILP/TLP Incentive Credits	Avg Performance All ILP/TLPs (Points)	Provider Performance (%)*	Possible Points (Weight)	Provider Points Earned
No DOC Involvement		Not Eligible	5	
Community Connections		Not Eligible	4	
Positive Permanency Connections		Not Eligible	5	
HS Grad/GED/Prof or Trade Certificate/College		N/A	10/5/5/1	
Part-Time Employment with Medical Benefits		Not Eligible	10	
Living Arrangements at Discharge		Not Eligible	10	
Additional Academic Supports		Not Eligible	2	
Additional IL Skills Provision		Not Eligible	5	
Active Agency Accreditation		0%	4	0.00
Staff Clinical Licensure		0%	5	0.00
<b>Incentives Total</b>	<b>14.62</b>			<b>0.00</b>

\*Performance calculation descriptions can be found in the FY 2019 RBWO PBP Measurements and Standards Guide.

#### Child Protective Services Investigations and Dispositions

The following investigations data, which is not used for scoring but is considered significant to a provider's performance, is from Georgia SHINES and is not considered final or complete until the end of the fiscal year.

Total Reports:	0	
Number Screened In:	0	
Number Screened Out:	0	
Number Substantiated:	0	
Number Unsubstantiated:	0	
Number Active CPS Investigations:	0	



## Performance-Based Placement Measures RBWO Provider GA+SCORECARD - ILP/TLP

Report Quarter: Q4 FY2019

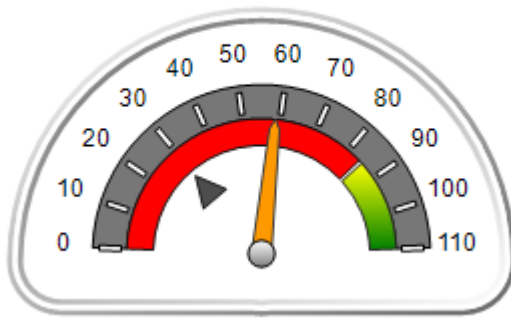
**Provider/Program Name: LDL & C Enterprise (formerly Beth-Ester Ministries) - Restoration House ILP (5170) - ILP**

257 E Broad St., Newnan, GA 30263	Quarterly Scores (Grades)		Current Quarter Score (Grade)
Phone: 678-423-4193	Q1: 46.29 (F)	Q2: 44.59 (F)	<b>58.73%</b>
Vendor ID# 115537	Q3: 36.57 (F)	Q4: 58.73 (F)	<b>(F)</b>
Program Census Information:	# Children in Care During Quarter: 1	# Placements During Quarter: 1	# Children in Care On Last Day: 1

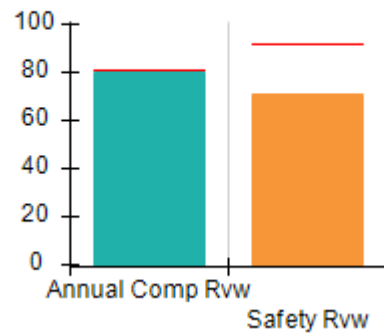
### Quarterly Provider Comparisons to All ILP/TLPs

▼ — indicates average for all ILP/TLPs

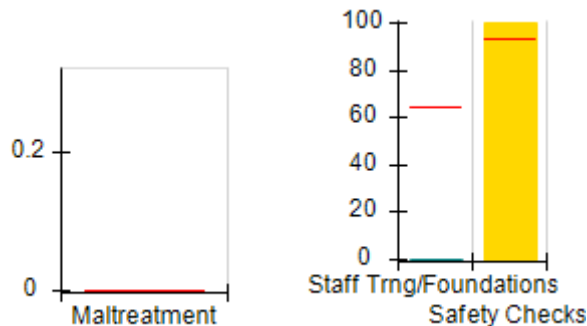
Overall Score (%)



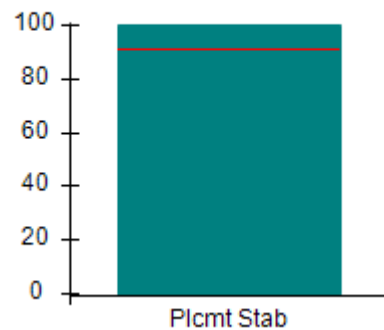
OPM Monitoring Reviews (%)



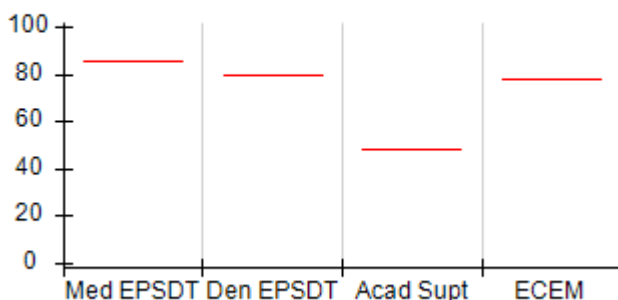
Safety Outcomes (%)



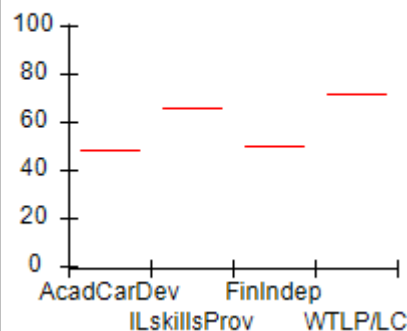
Permanency Outcomes (%)



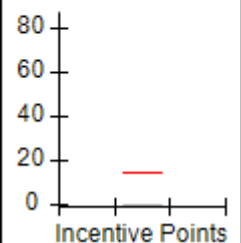
Well-Being Outcomes (%)



ILP/TLP Outcomes (%)



Incentives Earned (Points)





## Performance-Based Placement Measures

### RBWO Provider GA+SCORECARD - ILP/TLP

Report Quarter: Q4 FY2019

<b>Provider/Program Name: LDL &amp; C Enterprise (formerly Beth-Ester Ministries) - Restoration House ILP (5170) - ILP</b>				
257 E Broad St., Newnan, GA 30263	Quarterly Scores (Grades)			Current Quarter Score (Grade)
Phone: 678-423-4193	Q1: 46.29 (F)	Q2: 44.59 (F)	<b>58.73%</b>	
Vendor ID# 115537	Q3: 36.57 (F)	Q4: 58.73 (F)	<b>(F)</b>	
Program Census Information:	# Children in Care During Quarter: 1	# Placements During Quarter: 1	# Children in Care On Last Day: 1	
	Avg Performance All ILP/TLPs (%)	Provider Performance (%)*	Possible Points (Weight)	Provider Points Earned
<b>OPM Monitoring Reviews</b>				
Annual Comprehensive Reviews	81%	80%	15	12.05
Safety Reviews	92%	71%	10	7.10
<b>Monitoring Sub-Total</b>			<b>25</b>	<b>19.15</b>
<b>ILP/TLP Safety Outcomes</b>				
Incidence of Maltreatment	0.00%	Not Eligible		
Staff Training/Foundations	64%	0%	6.5	0.00
Staff Safety Checks	93%	100%	6.5	6.50
<b>Safety Sub-Total</b>			<b>13</b>	<b>6.50</b>
<b>ILP/TLP Permanency Outcomes</b>				
Placement Stability	91%	100%	3	3.00
<b>Permanency Sub-Total</b>			<b>3</b>	<b>3.00</b>
<b>ILP/TLP Well-Being Outcomes</b>				
EPSDT Medical Visits	85%	Not Eligible		
EPSDT Dental Visits	80%	Not Eligible		
Academic Supports	49%	Not Eligible		
Provider ECEM Visits	78%	Not Eligible		
Placements with Siblings	No Data	Not Eligible	Not Scored	Not Scored
Placements within Legal County	28%	0%	Not Scored	Not Scored
<b>Well-Being Sub-Total</b>			<b>N/A</b>	
<b>ILP/TLP Specialty Outcomes</b>				
Academic/Career Development	48%	Not Eligible		
Ind Living Skills Provision	66%	Not Eligible		
Financial Independence	50%	Not Eligible		
WTLP/Life Coach	72%	Not Eligible		
<b>Specialty Sub-Total</b>			<b>N/A</b>	
*Performance calculation descriptions can be found in the FY 2019 RBWO PBP Measurements and Standards Guide.				

**Monitoring & Outcomes: Possible Points = 36**
**Points Earned = 28.65**



## Performance-Based Placement Measures

### RBWO Provider GA+SCORECARD - ILP/TLP

Report Quarter: Q4 FY2019

<b>Score Before Incentives Credit</b>	<b>69.88%</b>
<b>Incentives Awarded</b>	<b>00.00 pts</b>
<b>PBP Verification</b>	<b>-11.15 pts</b>
<b>Total Score</b>	<b>58.73%</b>

#### Provider/Program Name: LDL & C Enterprise (formerly Beth-Ester Ministries) - Restoration House ILP (5170) - ILP

Program Census Information:		# Children in Care During Quarter: 1	# Placements During Quarter: 1	# Children in Care On Last Day: 1
ILP/TLP Incentive Credits	Avg Performance All ILP/TLPs (Points)	Provider Performance (%)*	Possible Points (Weight)	Provider Points Earned
No DOC Involvement		Not Eligible	5	
Community Connections		Not Eligible	4	
Positive Permanency Connections		Not Eligible	5	
HS Grad/GED/Prof or Trade Certificate/College		N/A	10/5/5/1	
Part-Time Employment with Medical Benefits		Not Eligible	10	
Living Arrangements at Discharge		Not Eligible	10	
Additional Academic Supports		Not Eligible	2	
Additional IL Skills Provision		Not Eligible	5	
Active Agency Accreditation		0%	4	0.00
Staff Clinical Licensure		0%	5	0.00
<b>Incentives Total</b>	<b>14.62</b>			<b>0.00</b>

\*Performance calculation descriptions can be found in the FY 2019 RBWO PBP Measurements and Standards Guide.

#### Child Protective Services Investigations and Dispositions

The following investigations data, which is not used for scoring but is considered significant to a provider's performance, is from Georgia SHINES and is not considered final or complete until the end of the fiscal year.

Total Reports:	0
Number Screened In:	0
Number Screened Out:	0
Number Substantiated:	0
Number Unsubstantiated:	0
Number Active CPS Investigations:	0

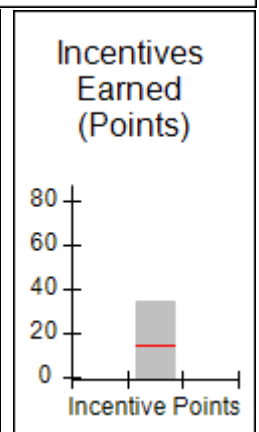
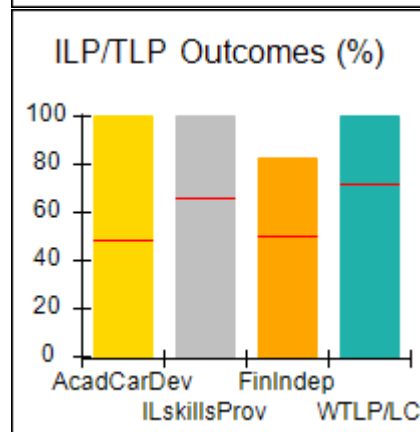
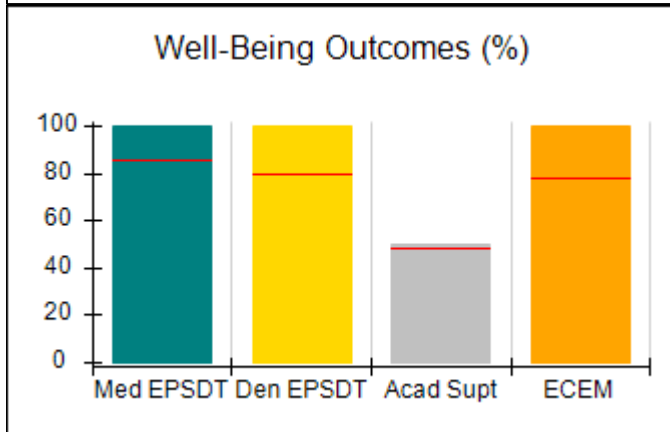
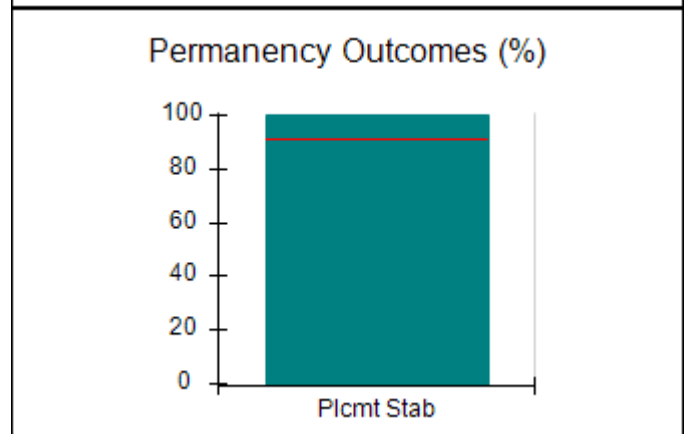
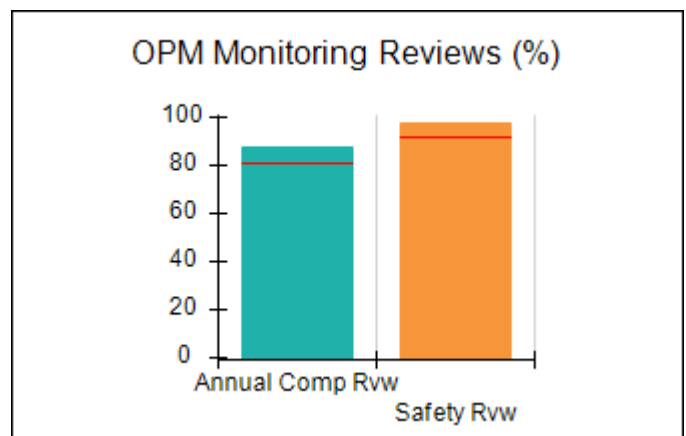
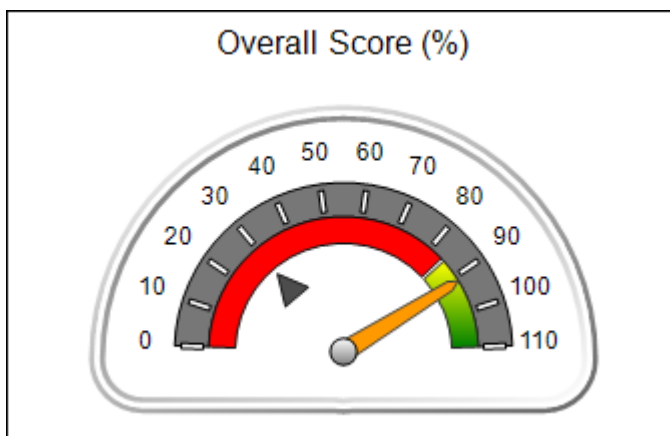


## Performance-Based Placement Measures RBWO Provider GA+SCORECARD - ILP/TLP

Report Quarter: Q4 FY2019

Provider/Program Name: Level Up Community Service Program, LLC - (5277) - ILP			
7606 Treehills Parkway , Stone Mountain, GA 30088	Quarterly Scores (Grades)		Current Quarter Score (Grade)
Phone: 678-849-0505	Q1: 90.38 (A-)	Q2: 91.01 (A-)	91.50%
Vendor ID# 153259	Q3: 97.78 (A+)	Q4: 91.50 (A-)	(A-)
Program Census Information:	# Children in Care During Quarter: 4	# Placements During Quarter: 4	# Children in Care On Last Day: 2
Quarterly Provider Comparisons to All ILP/TLPs			

▼ — indicates average for all ILP/TLPs





**Performance-Based Placement Measures**  
**RBWO Provider GA+SCORECARD - ILP/TLP**

**Report Quarter: Q4 FY2019**

<b>Provider/Program Name: Level Up Community Service Program, LLC - (5277) - ILP</b>				
<b>7606 Treehills Parkway , Stone Mountain, GA 30088</b>		<b>Quarterly Scores (Grades)</b>		<b>Current Quarter Score (Grade)</b>
<b>Phone: 678-849-0505</b>		<b>Q1: 90.38 (A-)</b>	<b>Q2: 91.01 (A-)</b>	<b>91.50%</b>
<b>Vendor ID# 153259</b>		<b>Q3: 97.78 (A+)</b>	<b>Q4: 91.50 (A-)</b>	<b>(A-)</b>
Program Census Information:		# Children in Care During Quarter: 4	# Placements During Quarter: 4	# Children in Care On Last Day: 2
	<b>Avg Performance All ILP/TLPs (%)</b>	<b>Provider Performance (%)*</b>	<b>Possible Points (Weight)</b>	<b>Provider Points Earned</b>
<b>OPM Monitoring Reviews</b>				
Annual Comprehensive Reviews	81%	88%	15	13.21
Safety Reviews	92%	98%	10	9.79
<b>Monitoring Sub-Total</b>			<b>25</b>	<b>23.00</b>
<b>ILP/TLP Safety Outcomes</b>				
Incidence of Maltreatment	0.00%	No Substantiated Reports	3	3.00
Staff Training/Foundations	64%	67%	5	3.35
Staff Safety Checks	93%	80%	5	4.00
<b>Safety Sub-Total</b>			<b>13</b>	<b>10.35</b>
<b>ILP/TLP Permanency Outcomes</b>				
Placement Stability	91%	100%	3	3.00
<b>Permanency Sub-Total</b>			<b>3</b>	<b>3.00</b>
<b>ILP/TLP Well-Being Outcomes</b>				
EPSDT Medical Visits	85%	100%	4	4.00
EPSDT Dental Visits	80%	100%	4	4.00
Academic Supports	49%	50%	2	1.00
Provider ECEM Visits	78%	100%	4	4.00
Placements with Siblings	No Data	Not Eligible	Not Scored	Not Scored
Placements within Legal County	28%	0%	Not Scored	Not Scored
<b>Well-Being Sub-Total</b>			<b>14</b>	<b>13.00</b>
<b>ILP/TLP Specialty Outcomes</b>				
Academic/Career Development	48%	100%	10	10.00
Ind Living Skills Provision	66%	100%	15	15.00
Financial Independence	50%	83%	5	4.15
WTLP/Life Coach	72%	100%	15	15.00
<b>Specialty Sub-Total</b>			<b>45</b>	<b>44.15</b>
*Performance calculation descriptions can be found in the FY 2019 RBWO PBP Measurements and Standards Guide.				

<b>Monitoring &amp; Outcomes: Possible Points = 100</b>	<b>Points Earned = 93.50</b>
---------------------------------------------------------	------------------------------



## Performance-Based Placement Measures

### RBWO Provider GA+SCORECARD - ILP/TLP

Report Quarter: Q4 FY2019

<b>Score Before Incentives Credit</b>	<b>93.50%</b>
<b>Incentives Awarded</b>	<b>10.00 pts</b>
<b>PBP Verification</b>	<b>-12.00 pts</b>
<b>Total Score</b>	<b>91.50%</b>

#### Provider/Program Name: Level Up Community Service Program, LLC - (5277) - ILP

Program Census Information:		# Children in Care During Quarter: 4	# Placements During Quarter: 4	# Children in Care On Last Day: 2
ILP/TLP Incentive Credits	Avg Performance All ILP/TLPs (Points)	Provider Performance (%)*	Possible Points (Weight)	Provider Points Earned
No DOC Involvement		100%	5	5.00
Community Connections		100%	4	4.00
Positive Permanency Connections		0%	5	0.00
HS Grad/GED/Prof or Trade Certificate/College		N/A	10/5/5/1	
Part-Time Employment with Medical Benefits		100%	10	10.00
Living Arrangements at Discharge		100%	10	10.00
Additional Academic Supports		0%	2	0.00
Additional IL Skills Provision		100%	5	5.00
Active Agency Accreditation		0%	4	0.00
Staff Clinical Licensure		10%	5	0.50
<b>Incentives Total</b>	<b>14.62</b>			<b>34.50</b>

\*Performance calculation descriptions can be found in the FY 2019 RBWO PBP Measurements and Standards Guide.

#### Child Protective Services Investigations and Dispositions

The following investigations data, which is not used for scoring but is considered significant to a provider's performance, is from Georgia SHINES and is not considered final or complete until the end of the fiscal year.

Total Reports:	0
Number Screened In:	0
Number Screened Out:	0
Number Substantiated:	0
Number Unsubstantiated:	0
Number Active CPS Investigations:	0

**Performance-Based Placement Measures**  
**RBWO Provider GA+SCORECARD - ILP/TLP**

Report Quarter: Q4 FY2019

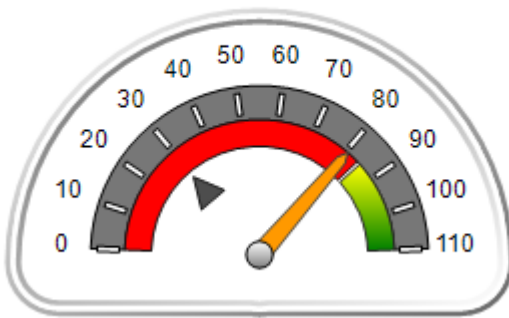
**Provider/Program Name: Life Skills Community Center - (5204) - ILP**

975 Cobb Place Blvd., Kennesaw, GA 30144	Quarterly Scores (Grades)		Current Quarter Score (Grade)
Phone: 404-908-0908	Q1: 54.22 (F)	Q2: 68.17 (D+)	<b>80.56%</b>
Vendor ID# 132893	Q3: 85.27 (B)	Q4: 80.56 (B-)	<b>(B-)</b>
Program Census Information:	# Children in Care During Quarter: 22	# Placements During Quarter: 22	# Children in Care On Last Day: 18

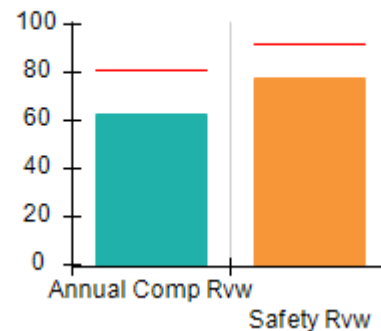
**Quarterly Provider Comparisons to All ILP/TLPs**

▼ — indicates average for all ILP/TLPs

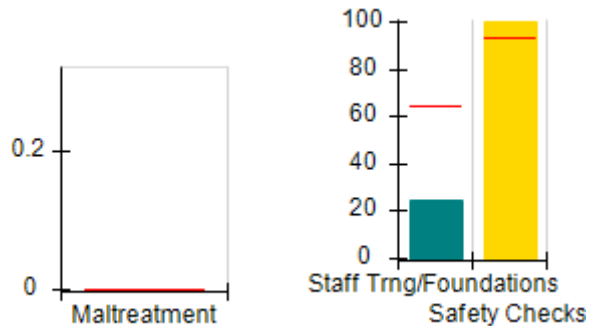
Overall Score (%)



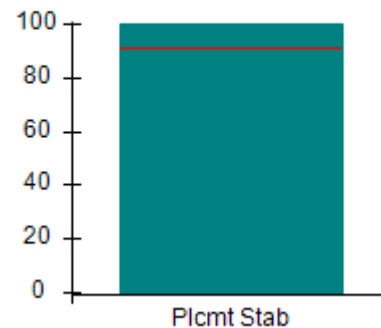
OPM Monitoring Reviews (%)



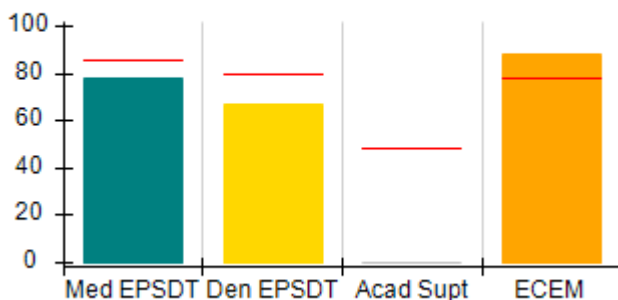
Safety Outcomes (%)



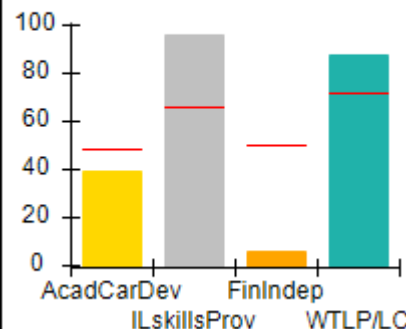
Permanency Outcomes (%)



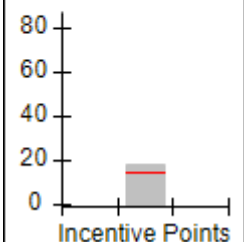
Well-Being Outcomes (%)



ILP/TLP Outcomes (%)



Incentives Earned (Points)







# Performance-Based Placement Measures

## RBWO Provider GA+SCORECARD - ILP/TLP

Report Quarter: Q4 FY2019

Provider/Program Name: Life Skills Community Center - (5204) - ILP				
975 Cobb Place Blvd., Kennesaw, GA 30144		Quarterly Scores (Grades)		Current Quarter Score (Grade)
Phone: 404-908-0908		Q1: 54.22 (F)	Q2: 68.17 (D+)	80.56%
Vendor ID# 132893		Q3: 85.27 (B)	Q4: 80.56 (B-)	(B-)
Program Census Information:		# Children in Care During Quarter: 22	# Placements During Quarter: 22	# Children in Care On Last Day: 18
	Avg Performance All ILP/TLPs (%)	Provider Performance (%)*	Possible Points (Weight)	Provider Points Earned
<b>OPM Monitoring Reviews</b>				
Annual Comprehensive Reviews	81%	63%	15	9.44
Safety Reviews	92%	78%	10	7.75
<b>Monitoring Sub-Total</b>			<b>25</b>	<b>17.19</b>
<b>ILP/TLP Safety Outcomes</b>				
Incidence of Maltreatment	0.00%	No Substantiated Reports	3	3.00
Staff Training/Foundations	64%	25%	5	1.25
Staff Safety Checks	93%	100%	5	5.00
<b>Safety Sub-Total</b>			<b>13</b>	<b>9.25</b>
<b>ILP/TLP Permanency Outcomes</b>				
Placement Stability	91%	100%	3	3.00
<b>Permanency Sub-Total</b>			<b>3</b>	<b>3.00</b>
<b>ILP/TLP Well-Being Outcomes</b>				
EPSDT Medical Visits	85%	78%	4	3.12
EPSDT Dental Visits	80%	67%	4	2.68
Academic Supports	49%	0%	2	0.00
Provider ECEM Visits	78%	88%	4	3.52
Placements with Siblings	No Data	0%	Not Scored	Not Scored
Placements within Legal County	28%	100%	Not Scored	Not Scored
<b>Well-Being Sub-Total</b>			<b>14</b>	<b>9.32</b>
<b>ILP/TLP Specialty Outcomes</b>				
Academic/Career Development	48%	39%	10	3.90
Ind Living Skills Provision	66%	96%	15	14.40
Financial Independence	50%	6%	5	0.30
WTLP/Life Coach	72%	88%	15	13.20
<b>Specialty Sub-Total</b>			<b>45</b>	<b>31.80</b>
*Performance calculation descriptions can be found in the FY 2019 RBWO PBP Measurements and Standards Guide.				

Monitoring &amp; Outcomes: Possible Points = 100

Points Earned = 70.56



## Performance-Based Placement Measures

### RBWO Provider GA+SCORECARD - ILP/TLP

Report Quarter: Q4 FY2019

<b>Score Before Incentives Credit</b>	<b>70.56%</b>
<b>Incentives Awarded</b>	<b>10.00 pts</b>
<b>PBP Verification</b>	<b>N/A pts</b>
<b>Total Score</b>	<b>80.56%</b>

Provider/Program Name: Life Skills Community Center - (5204) - ILP				
Program Census Information:		# Children in Care During Quarter: 22	# Placements During Quarter: 22	# Children in Care On Last Day: 18
ILP/TLP Incentive Credits	Avg Performance All ILP/TLPs (Points)	Provider Performance (%)*	Possible Points (Weight)	Provider Points Earned
No DOC Involvement		98%	5	4.90
Community Connections		6%	4	0.24
Positive Permanency Connections		56%	5	2.80
HS Grad/GED/Prof or Trade Certificate/College		N/A	10/5/5/1	6.00
Part-Time Employment with Medical Benefits		0%	10	0.00
Living Arrangements at Discharge		0%	10	0.00
Additional Academic Supports		0%	2	0.00
Additional IL Skills Provision		80%	5	4.00
Active Agency Accreditation		0%	4	0.00
Staff Clinical Licensure		0%	5	0.00
<b>Incentives Total</b>	<b>14.62</b>			<b>17.94</b>

\*Performance calculation descriptions can be found in the FY 2019 RBWO PBP Measurements and Standards Guide.

Child Protective Services Investigations and Dispositions		
The following investigations data, which is not used for scoring but is considered significant to a provider's performance, is from Georgia SHINES and is not considered final or complete until the end of the fiscal year.		
Total Reports:	0	
Number Screened In:	0	
Number Screened Out:	0	
Number Substantiated:	0	
Number Unsubstantiated:	0	
Number Active CPS Investigations:	0	



## Performance-Based Placement Measures RBWO Provider GA+SCORECARD - ILP/TLP


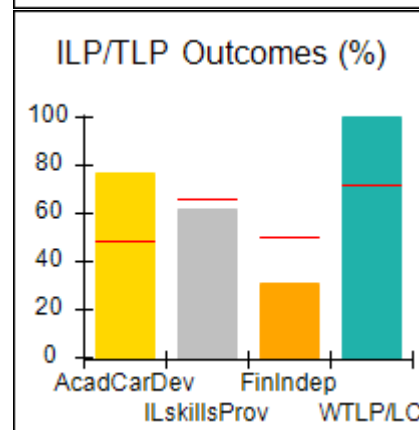
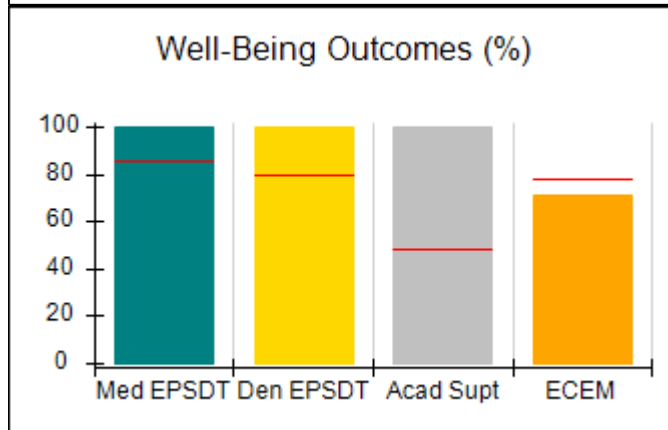
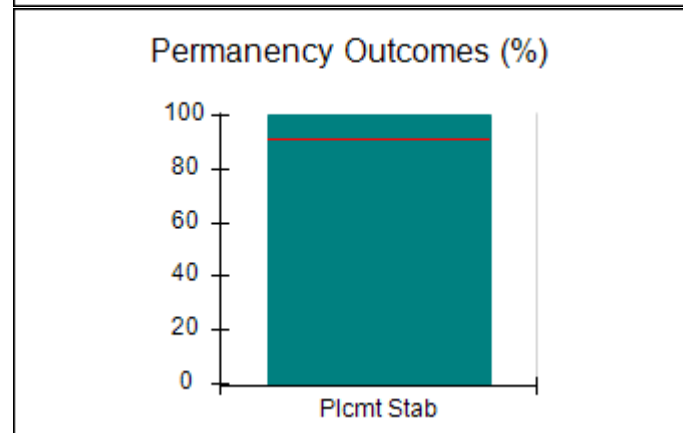
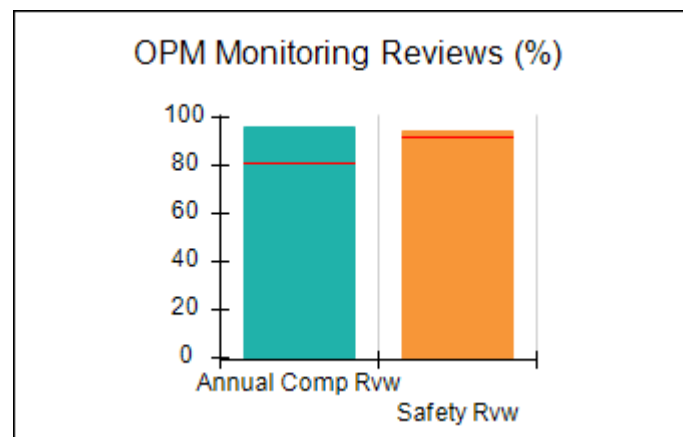
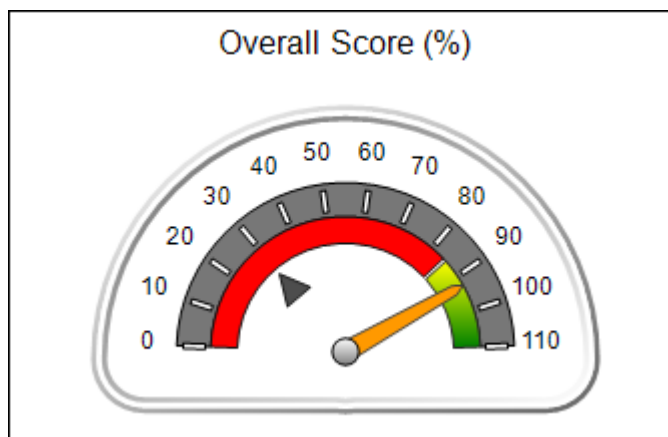
Report Quarter: Q4 FY2019

**Provider/Program Name: Little Debbie's Second Chance Home, Inc. - Decatur TLP (967) - ILP**

3900 Leprechaun Court, Decatur, GA 30034	Quarterly Scores (Grades)		Current Quarter Score (Grade)
Phone: 404-296-1311	Q1: 94.70 (A)	Q2: 100.22 (A+)	<b>92.90%</b>
Vendor ID# 35447	Q3: 103.70 (A+)	Q4: 92.90 (A-)	<b>(A-)</b>
Program Census Information:	# Children in Care During Quarter: 7	# Placements During Quarter: 7	# Children in Care On Last Day: 5

### Quarterly Provider Comparisons to All ILP/TLPs

▼ — indicates average for all ILP/TLPs





**Performance-Based Placement Measures**  
**RBWO Provider GA+SCORECARD - ILP/TLP**

**Report Quarter: Q4 FY2019**

**Provider/Program Name: Little Debbie's Second Chance Home, Inc. - Decatur TLP (967) - ILP**

<b>3900 Leprechaun Court, Decatur, GA 30034</b>	<b>Quarterly Scores (Grades)</b>		<b>Current Quarter Score (Grade)</b>
<b>Phone: 404-296-1311</b>	<b>Q1: 94.70 (A)</b>	<b>Q2: 100.22 (A+)</b>	<b>92.90%</b>
<b>Vendor ID# 35447</b>	<b>Q3: 103.70 (A+)</b>	<b>Q4: 92.90 (A-)</b>	<b>(A-)</b>

Program Census Information:	# Children in Care During Quarter: 7	# Placements During Quarter: 7	# Children in Care On Last Day: 5
-----------------------------	--------------------------------------	--------------------------------	-----------------------------------

	<b>Avg Performance All ILP/TLPs (%)</b>	<b>Provider Performance (%)*</b>	<b>Possible Points (Weight)</b>	<b>Provider Points Earned</b>
--	-----------------------------------------	----------------------------------	---------------------------------	-------------------------------

**OPM Monitoring Reviews**

Annual Comprehensive Reviews	81%	96%	15	14.41
Safety Reviews	92%	95%	10	9.45
<b>Monitoring Sub-Total</b>			<b>25</b>	<b>23.86</b>

**ILP/TLP Safety Outcomes**

Incidence of Maltreatment	0.00%	No Substantiated Reports	3	3.00
Staff Training/Foundations	64%	33%	5	1.65
Staff Safety Checks	93%	100%	5	5.00
<b>Safety Sub-Total</b>			<b>13</b>	<b>9.65</b>

**ILP/TLP Permanency Outcomes**

Placement Stability	91%	100%	3	3.00
<b>Permanency Sub-Total</b>			<b>3</b>	<b>3.00</b>

**ILP/TLP Well-Being Outcomes**

EPSDT Medical Visits	85%	100%	4	4.00
EPSDT Dental Visits	80%	100%	4	4.00
Academic Supports	49%	100%	2	2.00
Provider ECEM Visits	78%	71%	4	2.84
Placements with Siblings	No Data	0%	Not Scored	Not Scored
Placements within Legal County	28%	100%	Not Scored	Not Scored
<b>Well-Being Sub-Total</b>			<b>14</b>	<b>12.84</b>

**ILP/TLP Specialty Outcomes**

Academic/Career Development	48%	77%	10	7.70
Ind Living Skills Provision	66%	62%	15	9.30
Financial Independence	50%	31%	5	1.55
WTLP/Life Coach	72%	100%	15	15.00
<b>Specialty Sub-Total</b>			<b>45</b>	<b>33.55</b>

\*Performance calculation descriptions can be found in the FY 2019 RBWO PBP Measurements and Standards Guide.

<b>Monitoring &amp; Outcomes: Possible Points = 100</b>	<b>Points Earned = 82.90</b>
---------------------------------------------------------	------------------------------



## Performance-Based Placement Measures

### RBWO Provider GA+SCORECARD - ILP/TLP

Report Quarter: Q4 FY2019

<b>Score Before Incentives Credit</b>	<b>82.90%</b>
<b>Incentives Awarded</b>	<b>10.00 pts</b>
<b>PBP Verification</b>	<b>N/A pts</b>
<b>Total Score</b>	<b>92.90%</b>

#### Provider/Program Name: Little Debbie's Second Chance Home, Inc. - Decatur TLP (967) - ILP

Program Census Information:		# Children in Care During Quarter: 7	# Placements During Quarter: 7	# Children in Care On Last Day: 5
ILP/TLP Incentive Credits	Avg Performance All ILP/TLPs (Points)	Provider Performance (%)*	Possible Points (Weight)	Provider Points Earned
No DOC Involvement		92%	5	4.60
Community Connections		100%	4	4.00
Positive Permanency Connections		0%	5	0.00
HS Grad/GED/Prof or Trade Certificate/College		N/A	10/5/5/1	
Part-Time Employment with Medical Benefits		0%	10	0.00
Living Arrangements at Discharge		0%	10	0.00
Additional Academic Supports		56%	2	1.12
Additional IL Skills Provision		0%	5	0.00
Active Agency Accreditation		50%	4	2.00
Staff Clinical Licensure		0%	5	0.00
<b>Incentives Total</b>	<b>14.62</b>			<b>11.72</b>

\*Performance calculation descriptions can be found in the FY 2019 RBWO PBP Measurements and Standards Guide.

#### Child Protective Services Investigations and Dispositions

The following investigations data, which is not used for scoring but is considered significant to a provider's performance, is from Georgia SHINES and is not considered final or complete until the end of the fiscal year.

Total Reports:	0
Number Screened In:	0
Number Screened Out:	0
Number Substantiated:	0
Number Unsubstantiated:	0
Number Active CPS Investigations:	0


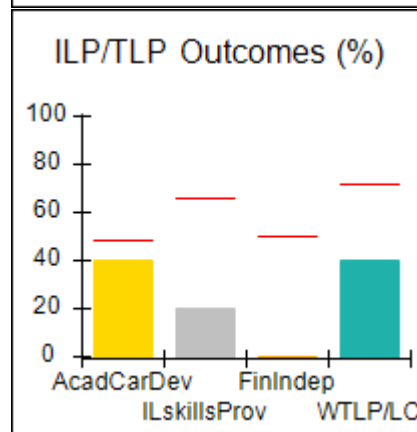
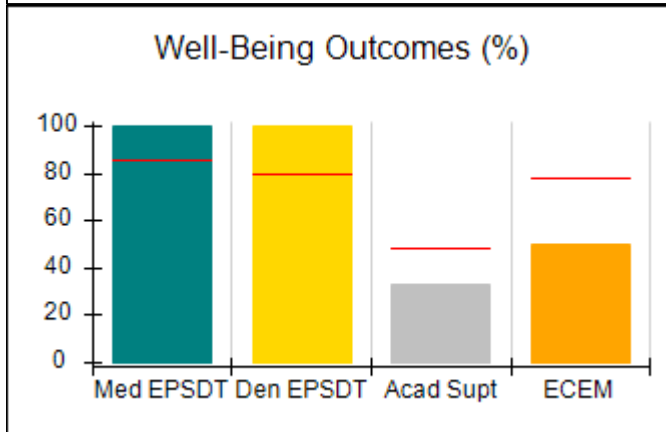
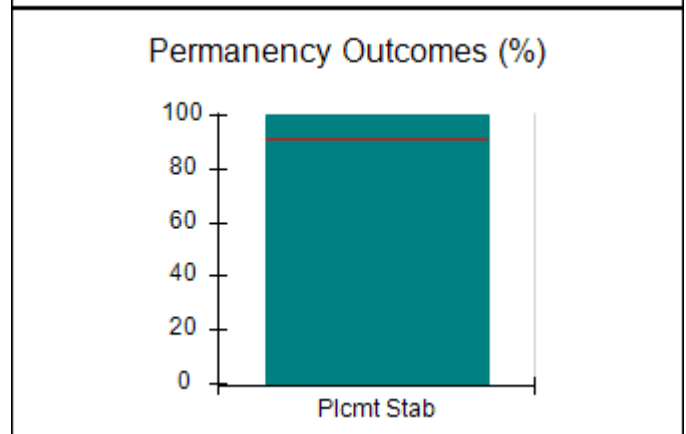
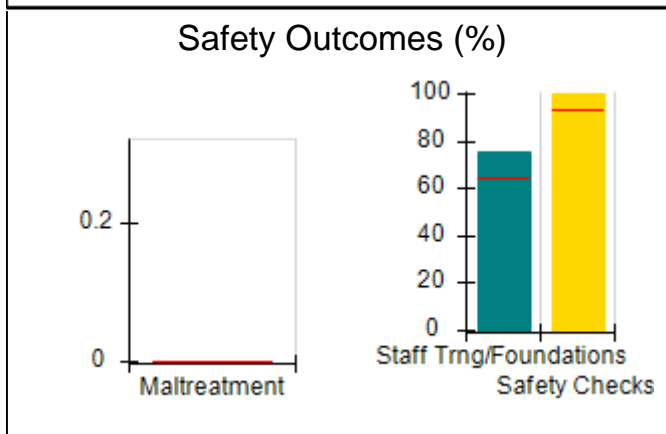
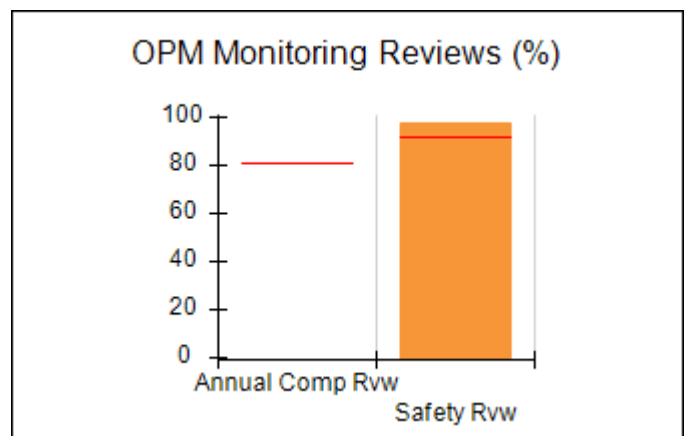
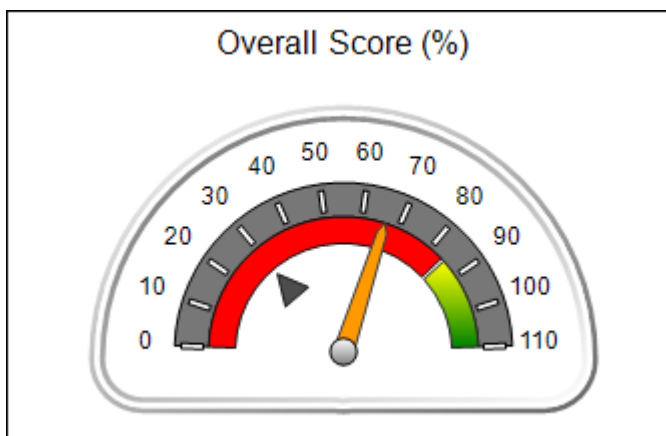


## Performance-Based Placement Measures RBWO Provider GA+SCORECARD - ILP/TLP

Report Quarter: Q4 FY2019

Provider/Program Name: Little Debbie's Second Chance Home, Inc. - ILP (5235) - ILP			
3893 Leprechaun Court, Decatur, GA 30034	Quarterly Scores (Grades)		Current Quarter Score (Grade)
Phone: 404-296-1311	Q1: 88.15 (B+)	Q2: 100.79 (A+)	66.22%
Vendor ID# 143276	Q3: 101.14 (A+)	Q4: 66.22 (D)	(D)
Program Census Information:	# Children in Care During Quarter: 3	# Placements During Quarter: 3	# Children in Care On Last Day: 1
Quarterly Provider Comparisons to All ILP/TLPs			

▼ — indicates average for all ILP/TLPs





# Performance-Based Placement Measures

## RBWO Provider GA+SCORECARD - ILP/TLP

Report Quarter: Q4 FY2019

<b>Provider/Program Name: Little Debbie's Second Chance Home, Inc. - ILP (5235) - ILP</b>				
<b>3893 Leprechaun Court, Decatur, GA 30034</b>		<b>Quarterly Scores (Grades)</b>		<b>Current Quarter Score (Grade)</b>
<b>Phone: 404-296-1311</b>		<b>Q1: 88.15 (B+)</b>	<b>Q2: 100.79 (A+)</b>	<b>66.22%</b>
<b>Vendor ID# 143276</b>		<b>Q3: 101.14 (A+)</b>	<b>Q4: 66.22 (D)</b>	<b>(D)</b>
Program Census Information:		# Children in Care During Quarter: 3	# Placements During Quarter: 3	# Children in Care On Last Day: 1
	<b>Avg Performance All ILP/TLPs (%)</b>	<b>Provider Performance (%)*</b>	<b>Possible Points (Weight)</b>	<b>Provider Points Earned</b>
<b>OPM Monitoring Reviews</b>				
Annual Comprehensive Reviews	81%	Not Yet Conducted		
Safety Reviews	92%	98%	10	9.75
<b>Monitoring Sub-Total</b>			<b>10</b>	<b>9.75</b>
<b>ILP/TLP Safety Outcomes</b>				
Incidence of Maltreatment	0.00%	Not Eligible		
Staff Training/Foundations	64%	75%	6.5	4.88
Staff Safety Checks	93%	100%	6.5	6.50
<b>Safety Sub-Total</b>			<b>13</b>	<b>11.38</b>
<b>ILP/TLP Permanency Outcomes</b>				
Placement Stability	91%	100%	3	3.00
<b>Permanency Sub-Total</b>			<b>3</b>	<b>3.00</b>
<b>ILP/TLP Well-Being Outcomes</b>				
EPSDT Medical Visits	85%	100%	4	4.00
EPSDT Dental Visits	80%	100%	4	4.00
Academic Supports	49%	33%	2	0.66
Provider ECEM Visits	78%	50%	4	2.00
Placements with Siblings	No Data	0%	Not Scored	Not Scored
Placements within Legal County	28%	Not Eligible	Not Scored	Not Scored
<b>Well-Being Sub-Total</b>			<b>14</b>	<b>10.66</b>
<b>ILP/TLP Specialty Outcomes</b>				
Academic/Career Development	48%	40%	10	4.00
Ind Living Skills Provision	66%	20%	15	3.00
Financial Independence	50%	0%	5	0.00
WTLP/Life Coach	72%	40%	15	6.00
<b>Specialty Sub-Total</b>			<b>45</b>	<b>13.00</b>
*Performance calculation descriptions can be found in the FY 2019 RBWO PBP Measurements and Standards Guide.				

<b>Monitoring &amp; Outcomes: Possible Points = 85</b>	<b>Points Earned = 47.79</b>
<b>Score Before Incentives Credit</b>	<b>56.22%</b>



## Performance-Based Placement Measures

### RBWO Provider GA+SCORECARD - ILP/TLP

Report Quarter: Q4 FY2019

<b>Incentives Awarded</b>	<b>10.00 pts</b>
<b>PBP Verification</b>	<b>N/A pts</b>
<b>Total Score</b>	<b>66.22%</b>

#### Provider/Program Name: Little Debbie's Second Chance Home, Inc. - ILP (5235) - ILP

Program Census Information:		# Children in Care During Quarter: 3	# Placements During Quarter: 3	# Children in Care On Last Day: 1
ILP/TLP Incentive Credits	Avg Performance All ILP/TLPs (Points)	Provider Performance (%)*	Possible Points (Weight)	Provider Points Earned
No DOC Involvement		100%	5	5.00
Community Connections		100%	4	4.00
Positive Permanency Connections		0%	5	0.00
HS Grad/GED/Prof or Trade Certificate/College		N/A	10/5/5/1	
Part-Time Employment with Medical Benefits		0%	10	0.00
Living Arrangements at Discharge		50%	10	5.00
Additional Academic Supports		0%	2	0.00
Additional IL Skills Provision		0%	5	0.00
Active Agency Accreditation		50%	4	2.00
Staff Clinical Licensure		0%	5	0.00
<b>Incentives Total</b>	<b>14.62</b>			<b>16.00</b>

\*Performance calculation descriptions can be found in the FY 2019 RBWO PBP Measurements and Standards Guide.

#### Child Protective Services Investigations and Dispositions

The following investigations data, which is not used for scoring but is considered significant to a provider's performance, is from Georgia SHINES and is not considered final or complete until the end of the fiscal year.

Total Reports:	0	
Number Screened In:	0	
Number Screened Out:	0	
Number Substantiated:	0	
Number Unsubstantiated:	0	
Number Active CPS Investigations:	0	





## Performance-Based Placement Measures RBWO Provider GA+SCORECARD - ILP/TLP

Report Quarter: Q4 FY2019

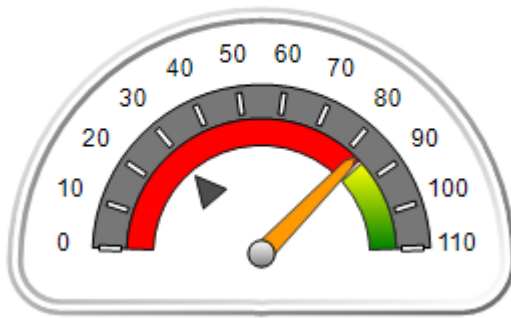
**Provider/Program Name: Little Debbie's Second Chance Home, Inc. - Redan ILP (5213) - ILP**

1597 Smithson Drive, Lithonia, GA 30058	Quarterly Scores (Grades)		Current Quarter Score (Grade)
Phone: 404-296-1311	Q1: 82.40 (B-)	Q2: 86.70 (B)	<b>82.64%</b>
Vendor ID# 136090	Q3: 78.78 (C+)	Q4: 82.64 (B-)	<b>(B-)</b>
Program Census Information:	# Children in Care During Quarter: 1	# Placements During Quarter: 1	# Children in Care On Last Day: 0

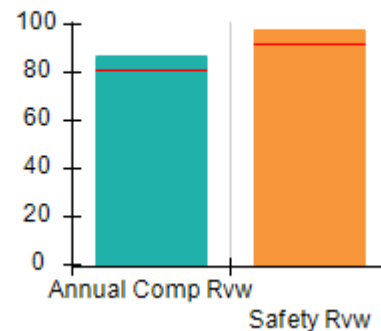
### Quarterly Provider Comparisons to All ILP/TLPs

▼ — indicates average for all ILP/TLPs

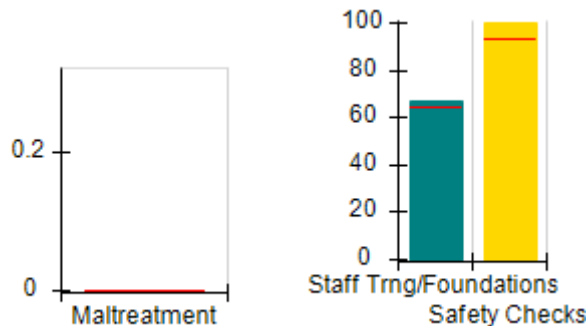
Overall Score (%)



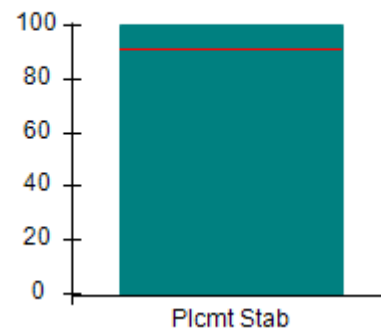
OPM Monitoring Reviews (%)



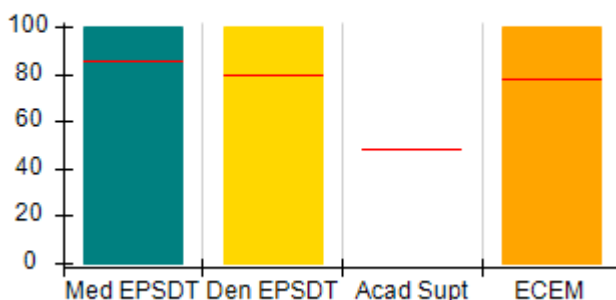
Safety Outcomes (%)



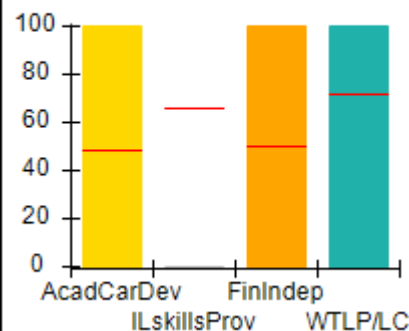
Permanency Outcomes (%)



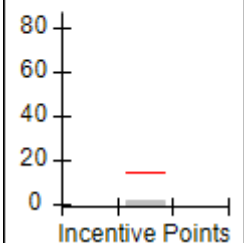
Well-Being Outcomes (%)



ILP/TLP Outcomes (%)



Incentives Earned (Points)





## Performance-Based Placement Measures

### RBWO Provider GA+SCORECARD - ILP/TLP

Report Quarter: Q4 FY2019

#### Provider/Program Name: Little Debbie's Second Chance Home, Inc. - Redan ILP (5213) - ILP

1597 Smithson Drive, Lithonia, GA 30058	Quarterly Scores (Grades)		Current Quarter Score (Grade)
Phone: 404-296-1311	Q1: 82.40 (B-)	Q2: 86.70 (B)	<b>82.64%</b>
Vendor ID# 136090	Q3: 78.78 (C+)	Q4: 82.64 (B-)	<b>(B-)</b>

Program Census Information:	# Children in Care During Quarter: 1	# Placements During Quarter: 1	# Children in Care On Last Day: 0
-----------------------------	--------------------------------------	--------------------------------	-----------------------------------

	Avg Performance All ILP/TLPs (%)	Provider Performance (%)*	Possible Points (Weight)	Provider Points Earned
--	----------------------------------	---------------------------	--------------------------	------------------------

#### OPM Monitoring Reviews

Annual Comprehensive Reviews	81%	87%	15	13.05
Safety Reviews	92%	97%	10	9.74
<b>Monitoring Sub-Total</b>			<b>25</b>	<b>22.78</b>

#### ILP/TLP Safety Outcomes

Incidence of Maltreatment	0.00%	Not Eligible		
Staff Training/Foundations	64%	67%	6.5	4.36
Staff Safety Checks	93%	100%	6.5	6.50
<b>Safety Sub-Total</b>			<b>13</b>	<b>10.86</b>

#### ILP/TLP Permanency Outcomes

Placement Stability	91%	100%	3	3.00
<b>Permanency Sub-Total</b>			<b>3</b>	<b>3.00</b>

#### ILP/TLP Well-Being Outcomes

EPSDT Medical Visits	85%	100%	4.7	4.67
EPSDT Dental Visits	80%	100%	4.7	4.67
Academic Supports	49%	Not Eligible		
Provider ECEM Visits	78%	100%	4.7	4.67
Placements with Siblings	No Data	Not Eligible	Not Scored	Not Scored
Placements within Legal County	28%	Not Eligible	Not Scored	Not Scored
<b>Well-Being Sub-Total</b>			<b>14</b>	<b>14.00</b>

#### ILP/TLP Specialty Outcomes

Academic/Career Development	48%	100%	10	10.00
Ind Living Skills Provision	66%	0%	15	0.00
Financial Independence	50%	100%	5	5.00
WTLP/Life Coach	72%	100%	15	15.00
<b>Specialty Sub-Total</b>			<b>45</b>	<b>30.00</b>

\*Performance calculation descriptions can be found in the FY 2019 RBWO PBP Measurements and Standards Guide.

<b>Monitoring &amp; Outcomes: Possible Points = 100</b>	<b>Points Earned = 80.64</b>
---------------------------------------------------------	------------------------------

**Performance-Based Placement Measures**  
**RBWO Provider GA+SCORECARD - ILP/TLP**

Report Quarter: Q4 FY2019

<b>Score Before Incentives Credit</b>	<b>80.64%</b>
<b>Incentives Awarded</b>	<b>02.00 pts</b>
<b>PBP Verification</b>	<b>N/A pts</b>
<b>Total Score</b>	<b>82.64%</b>

**Provider/Program Name: Little Debbie's Second Chance Home, Inc. - Redan ILP (5213) - ILP**

Program Census Information:		# Children in Care During Quarter: 1	# Placements During Quarter: 1	# Children in Care On Last Day: 0
<b>ILP/TLP Incentive Credits</b>	<b>Avg Performance All ILP/TLPs (Points)</b>	<b>Provider Performance (%)*</b>	<b>Possible Points (Weight)</b>	<b>Provider Points Earned</b>
No DOC Involvement		0%	5	0.00
Community Connections		Not Eligible	4	
Positive Permanency Connections		Not Eligible	5	
HS Grad/GED/Prof or Trade Certificate/College		N/A	10/5/5/1	
Part-Time Employment with Medical Benefits		0%	10	0.00
Living Arrangements at Discharge		0%	10	0.00
Additional Academic Supports		Not Eligible	2	
Additional IL Skills Provision		0%	5	0.00
Active Agency Accreditation		50%	4	2.00
Staff Clinical Licensure		0%	5	0.00
<b>Incentives Total</b>	<b>14.62</b>			<b>2.00</b>

\*Performance calculation descriptions can be found in the FY 2019 RBWO PBP Measurements and Standards Guide.

**Child Protective Services Investigations and Dispositions**

The following investigations data, which is not used for scoring but is considered significant to a provider's performance, is from Georgia SHINES and is not considered final or complete until the end of the fiscal year.

Total Reports:	0
Number Screened In:	0
Number Screened Out:	0
Number Substantiated:	0
Number Unsubstantiated:	0
Number Active CPS Investigations:	0


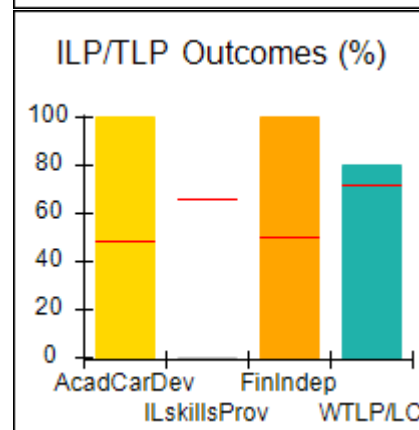
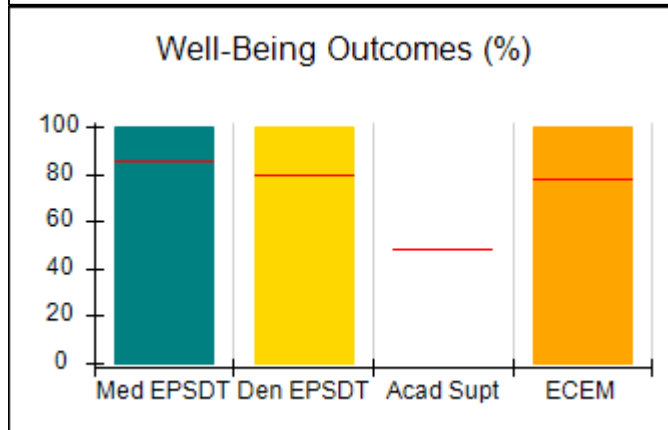
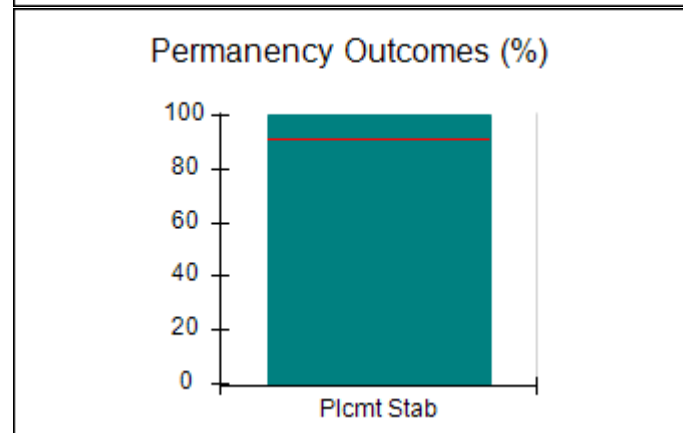
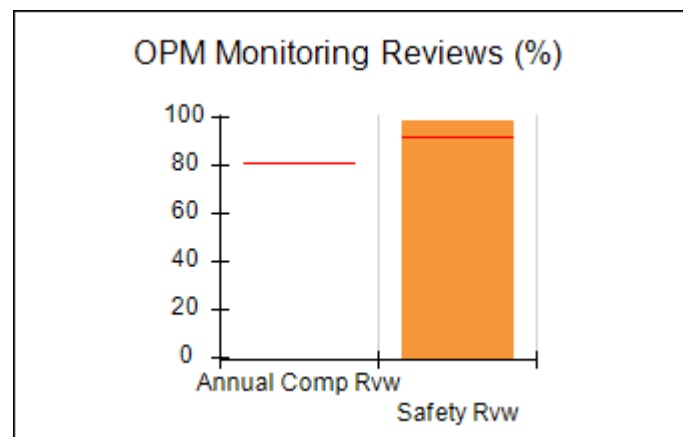
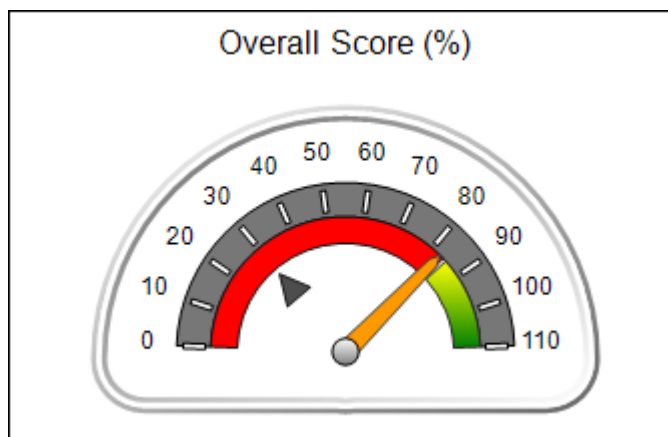


## Performance-Based Placement Measures RBWO Provider GA+SCORECARD - ILP/TLP

Report Quarter: Q4 FY2019

Provider/Program Name: Little Debbie's Second Chance Home, Inc. - Young Rd ILP (5281) - ILP			
1947 Young Road, Lithonia, GA 30058	Quarterly Scores (Grades)		Current Quarter Score (Grade)
Phone: 404-296-1311	Q1: 93.64 (A-)	Q2: 81.27 (B-)	<b>82.85%</b>
Vendor ID# 153772	Q3: 71.54 (C-)	Q4: 82.85 (B-)	<b>(B-)</b>
Program Census Information:	# Children in Care During Quarter: 3	# Placements During Quarter: 3	# Children in Care On Last Day: 2
Quarterly Provider Comparisons to All ILP/TLPs			

▼ — indicates average for all ILP/TLPs





## Performance-Based Placement Measures

### RBWO Provider GA+SCORECARD - ILP/TLP

Report Quarter: Q4 FY2019

<b>Provider/Program Name: Little Debbie's Second Chance Home, Inc. - Young Rd ILP (5281) - ILP</b>				
<b>1947 Young Road, Lithonia, GA 30058</b>	<b>Quarterly Scores (Grades)</b>		<b>Current Quarter Score (Grade)</b>	
<b>Phone: 404-296-1311</b>	<b>Q1: 93.64 (A-)</b>	<b>Q2: 81.27 (B-)</b>	<b>82.85%</b>	
<b>Vendor ID# 153772</b>	<b>Q3: 71.54 (C-)</b>	<b>Q4: 82.85 (B-)</b>	<b>(B-)</b>	
Program Census Information:	# Children in Care During Quarter: 3	# Placements During Quarter: 3	# Children in Care On Last Day: 2	
	<b>Avg Performance All ILP/TLPs (%)</b>	<b>Provider Performance (%)*</b>	<b>Possible Points (Weight)</b>	<b>Provider Points Earned</b>
<b>OPM Monitoring Reviews</b>				
Annual Comprehensive Reviews	81%	Not Yet Conducted		
Safety Reviews	92%	99%	10	9.88
<b>Monitoring Sub-Total</b>			<b>10</b>	<b>9.88</b>
<b>ILP/TLP Safety Outcomes</b>				
Incidence of Maltreatment	0.00%	Not Eligible		
Staff Training/Foundations	64%	63%	6.5	4.10
Staff Safety Checks	93%	100%	6.5	6.50
<b>Safety Sub-Total</b>			<b>13</b>	<b>10.60</b>
<b>ILP/TLP Permanency Outcomes</b>				
Placement Stability	91%	100%	3	3.00
<b>Permanency Sub-Total</b>			<b>3</b>	<b>3.00</b>
<b>ILP/TLP Well-Being Outcomes</b>				
EPSDT Medical Visits	85%	100%	4.7	4.67
EPSDT Dental Visits	80%	100%	4.7	4.67
Academic Supports	49%	Not Eligible		
Provider ECEM Visits	78%	100%	4.7	4.67
Placements with Siblings	No Data	Not Eligible	Not Scored	Not Scored
Placements within Legal County	28%	50%	Not Scored	Not Scored
<b>Well-Being Sub-Total</b>			<b>14</b>	<b>14.00</b>
<b>ILP/TLP Specialty Outcomes</b>				
Academic/Career Development	48%	100%	10	10.00
Ind Living Skills Provision	66%	0%	15	0.00
Financial Independence	50%	100%	5	5.00
WTLP/Life Coach	72%	80%	15	12.00
<b>Specialty Sub-Total</b>			<b>45</b>	<b>27.00</b>
*Performance calculation descriptions can be found in the FY 2019 RBWO PBP Measurements and Standards Guide.				

**Monitoring & Outcomes: Possible Points = 85**
**Points Earned = 64.47**



## Performance-Based Placement Measures

### RBWO Provider GA+SCORECARD - ILP/TLP

Report Quarter: Q4 FY2019

<b>Score Before Incentives Credit</b>	<b>75.85%</b>
<b>Incentives Awarded</b>	<b>07.00 pts</b>
<b>PBP Verification</b>	<b>N/A pts</b>
<b>Total Score</b>	<b>82.85%</b>

#### Provider/Program Name: Little Debbie's Second Chance Home, Inc. - Young Rd ILP (5281) - ILP

Program Census Information:		# Children in Care During Quarter: 3	# Placements During Quarter: 3	# Children in Care On Last Day: 2
ILP/TLP Incentive Credits	Avg Performance All ILP/TLPs (Points)	Provider Performance (%)*	Possible Points (Weight)	Provider Points Earned
No DOC Involvement		100%	5	5.00
Community Connections		Not Eligible	4	
Positive Permanency Connections		Not Eligible	5	
HS Grad/GED/Prof or Trade Certificate/College		N/A	10/5/5/1	
Part-Time Employment with Medical Benefits		0%	10	0.00
Living Arrangements at Discharge		0%	10	0.00
Additional Academic Supports		Not Eligible	2	
Additional IL Skills Provision		0%	5	0.00
Active Agency Accreditation		50%	4	2.00
Staff Clinical Licensure		0%	5	0.00
<b>Incentives Total</b>	<b>14.62</b>			<b>7.00</b>

\*Performance calculation descriptions can be found in the FY 2019 RBWO PBP Measurements and Standards Guide.

#### Child Protective Services Investigations and Dispositions

The following investigations data, which is not used for scoring but is considered significant to a provider's performance, is from Georgia SHINES and is not considered final or complete until the end of the fiscal year.

Total Reports:	0
Number Screened In:	0
Number Screened Out:	0
Number Substantiated:	0
Number Unsubstantiated:	0
Number Active CPS Investigations:	0



# Performance-Based Placement Measures RBWO Provider GA+SCORECARD - ILP/TLP

Report Quarter: Q4 FY2019

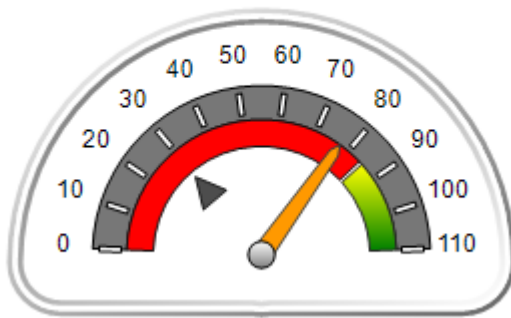
**Provider/Program Name: Mentoring Youth Services - ILP (5165) - ILP**

2031 6th Avenue, Columbus, GA 31904	Quarterly Scores (Grades)		Current Quarter Score (Grade)
Phone: 706-984-9636	Q1: 77.74 (C+)	Q2: 92.46 (A-)	<b>77.24%</b>
Vendor ID# 144099	Q3: 85.25 (B)	Q4: 77.24 (C+)	<b>(C+)</b>
Program Census Information:	# Children in Care During Quarter: 0	# Placements During Quarter: 0	# Children in Care On Last Day: 0

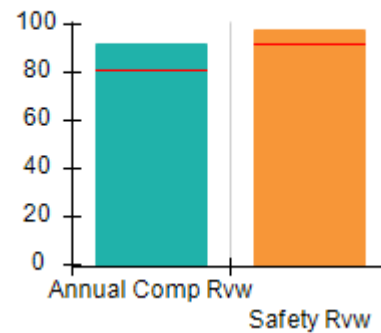
## Quarterly Provider Comparisons to All ILP/TLPs

▼ — indicates average for all ILP/TLPs

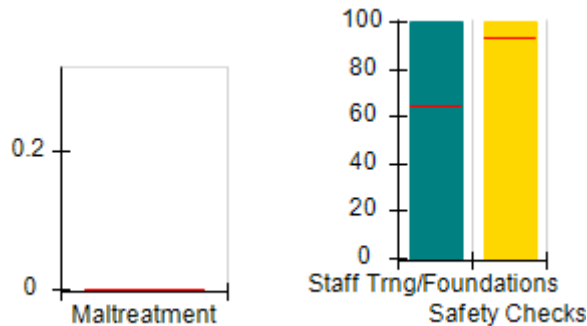
Overall Score (%)



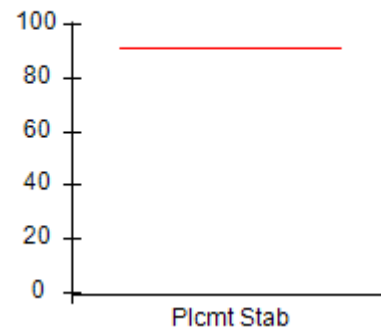
OPM Monitoring Reviews (%)



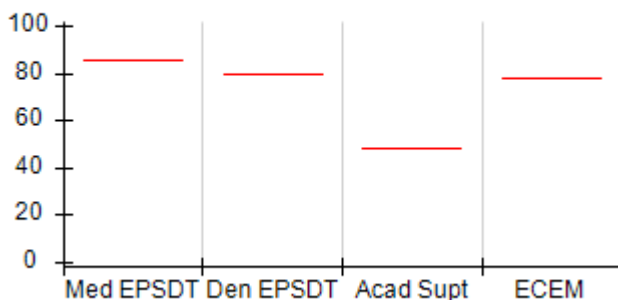
Safety Outcomes (%)



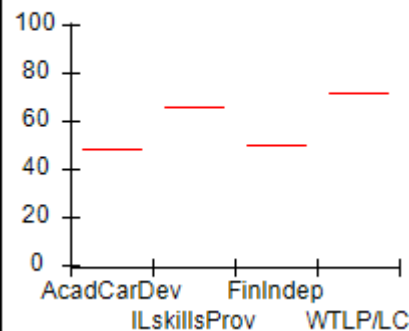
Permanency Outcomes (%)



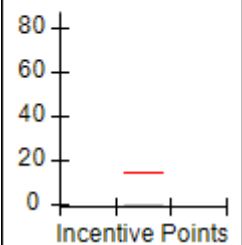
Well-Being Outcomes (%)



ILP/TLP Outcomes (%)



Incentives Earned (Points)





# Performance-Based Placement Measures

## RBWO Provider GA+SCORECARD - ILP/TLP

Report Quarter: Q4 FY2019

<b>Provider/Program Name: Mentoring Youth Services - ILP (5165) - ILP</b>				
2031 6th Avenue, Columbus, GA 31904		Quarterly Scores (Grades)		Current Quarter Score (Grade)
Phone: 706-984-9636		Q1: 77.74 (C+)	Q2: 92.46 (A-)	<b>77.24%</b>
Vendor ID# 144099		Q3: 85.25 (B)	Q4: 77.24 (C+)	<b>(C+)</b>
Program Census Information:		# Children in Care During Quarter: 0	# Placements During Quarter: 0	# Children in Care On Last Day: 0
	Avg Performance All ILP/TLPs (%)	Provider Performance (%)*	Possible Points (Weight)	Provider Points Earned
<b>OPM Monitoring Reviews</b>				
Annual Comprehensive Reviews	81%	92%	15	13.75
Safety Reviews	92%	98%	10	9.80
<b>Monitoring Sub-Total</b>			<b>25</b>	<b>23.55</b>
<b>ILP/TLP Safety Outcomes</b>				
Incidence of Maltreatment	0.00%	Not Eligible		
Staff Training/Foundations	64%	100%	6.5	6.50
Staff Safety Checks	93%	100%	6.5	6.50
<b>Safety Sub-Total</b>			<b>13</b>	<b>13.00</b>
<b>ILP/TLP Permanency Outcomes</b>				
Placement Stability	91%	Not Eligible		
<b>Permanency Sub-Total</b>			<b>N/A</b>	
<b>ILP/TLP Well-Being Outcomes</b>				
EPSDT Medical Visits	85%	Not Eligible		
EPSDT Dental Visits	80%	Not Eligible		
Academic Supports	49%	Not Eligible		
Provider ECEM Visits	78%	Not Eligible		
Placements with Siblings	No Data	Not Eligible	Not Scored	Not Scored
Placements within Legal County	28%	Not Eligible	Not Scored	Not Scored
<b>Well-Being Sub-Total</b>			<b>N/A</b>	
<b>ILP/TLP Specialty Outcomes</b>				
Academic/Career Development	48%	Not Eligible		
Ind Living Skills Provision	66%	Not Eligible		
Financial Independence	50%	Not Eligible		
WTLP/Life Coach	72%	Not Eligible		
<b>Specialty Sub-Total</b>			<b>N/A</b>	
*Performance calculation descriptions can be found in the FY 2019 RBWO PBP Measurements and Standards Guide.				
<b>Monitoring &amp; Outcomes: Possible Points = 33</b>			<b>Points Earned = 36.55</b>	
<b>Score Before Incentives Credit</b>				<b>96.19%</b>





## Performance-Based Placement Measures

### RBWO Provider GA+SCORECARD - ILP/TLP

Report Quarter: Q4 FY2019

<b>Incentives Awarded</b>	<b>00.00 pts</b>
<b>PBP Verification</b>	<b>-18.95 pts</b>
<b>Total Score</b>	<b>77.24%</b>

#### Provider/Program Name: Mentoring Youth Services - ILP (5165) - ILP

Program Census Information:		# Children in Care During Quarter: 0	# Placements During Quarter: 0	# Children in Care On Last Day: 0
ILP/TLP Incentive Credits	Avg Performance All ILP/TLPs (Points)	Provider Performance (%)*	Possible Points (Weight)	Provider Points Earned
No DOC Involvement		Not Eligible	5	
Community Connections		Not Eligible	4	
Positive Permanency Connections		Not Eligible	5	
HS Grad/GED/Prof or Trade Certificate/College		N/A	10/5/5/1	
Part-Time Employment with Medical Benefits		Not Eligible	10	
Living Arrangements at Discharge		Not Eligible	10	
Additional Academic Supports		Not Eligible	2	
Additional IL Skills Provision		Not Eligible	5	
Active Agency Accreditation		0%	4	0.00
Staff Clinical Licensure		0%	5	0.00
<b>Incentives Total</b>	<b>14.62</b>			<b>0.00</b>

\*Performance calculation descriptions can be found in the FY 2019 RBWO PBP Measurements and Standards Guide.

#### Child Protective Services Investigations and Dispositions

The following investigations data, which is not used for scoring but is considered significant to a provider's performance, is from Georgia SHINES and is not considered final or complete until the end of the fiscal year.

Total Reports:	0	
Number Screened In:	0	
Number Screened Out:	0	
Number Substantiated:	0	
Number Unsubstantiated:	0	
Number Active CPS Investigations:	0	

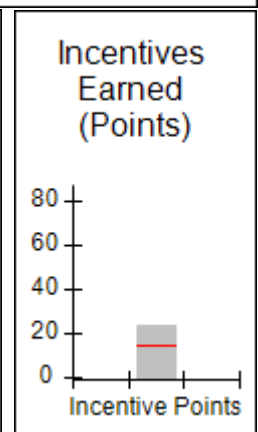
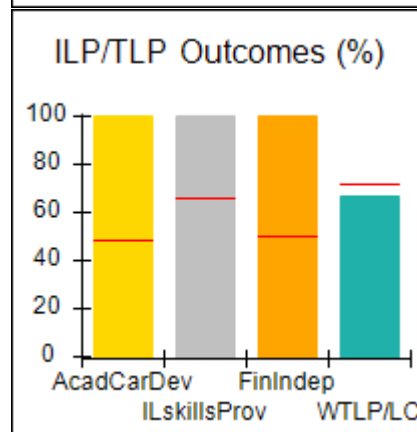
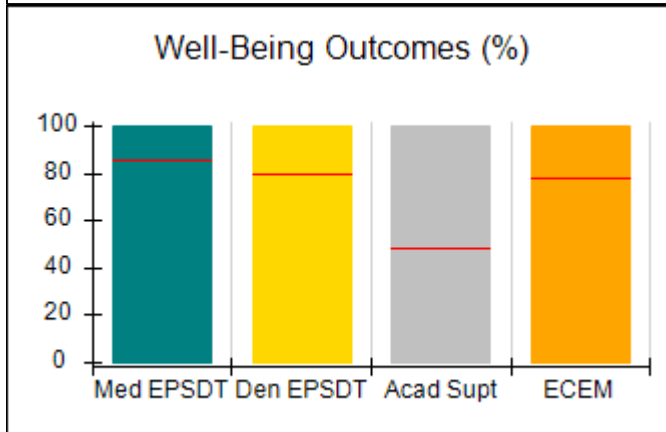
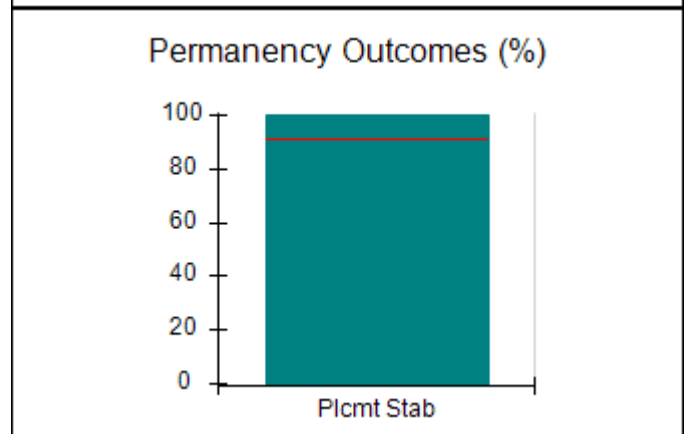
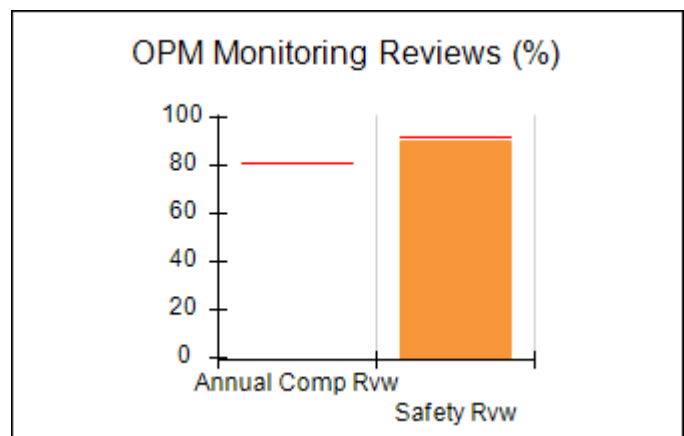
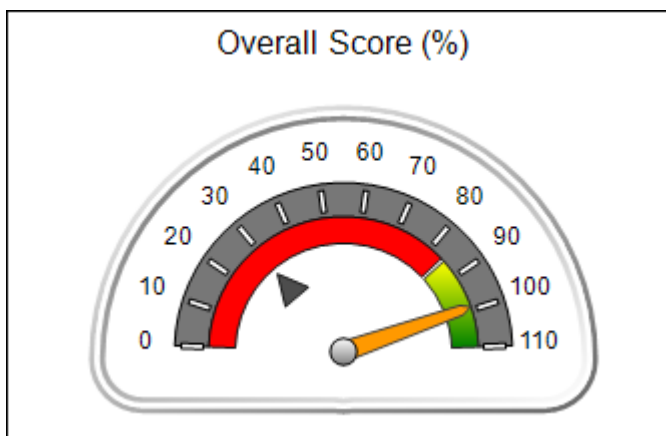


## Performance-Based Placement Measures RBWO Provider GA+SCORECARD - ILP/TLP

Report Quarter: Q4 FY2019

Provider/Program Name: MorganBay Healthcare Provider, LLC - ILP (5376) - ILP			
6592 Port A Prince Dr., Forest Park, GA 30297	Quarterly Scores (Grades)		Current Quarter Score (Grade)
Phone: 678-382-9916	Q1: (N/A)	Q2: 75.88 (C)	99.18%
Vendor ID# 161825	Q3: 90.85 (A-)	Q4: 99.18 (A+)	(A+)
Program Census Information:	# Children in Care During Quarter: 1	# Placements During Quarter: 1	# Children in Care On Last Day: 1
Quarterly Provider Comparisons to All ILP/TLPs			

▼ — indicates average for all ILP/TLPs





## Performance-Based Placement Measures

### RBWO Provider GA+SCORECARD - ILP/TLP

Report Quarter: Q4 FY2019

<b>Provider/Program Name: MorganBay Healthcare Provider, LLC - ILP (5376) - ILP</b>				
<b>6592 Port A Prince Dr., Forest Park, GA 30297</b>		<b>Quarterly Scores (Grades)</b>		<b>Current Quarter Score (Grade)</b>
<b>Phone: 678-382-9916</b>		<b>Q1: (N/A)</b>	<b>Q2: 75.88 (C)</b>	<b>99.18%</b>
<b>Vendor ID# 161825</b>		<b>Q3: 90.85 (A-)</b>	<b>Q4: 99.18 (A+)</b>	<b>(A+)</b>
Program Census Information:		# Children in Care During Quarter: 1	# Placements During Quarter: 1	# Children in Care On Last Day: 1
	<b>Avg Performance All ILP/TLPs (%)</b>	<b>Provider Performance (%)*</b>	<b>Possible Points (Weight)</b>	<b>Provider Points Earned</b>
<b>OPM Monitoring Reviews</b>				
Annual Comprehensive Reviews	81%	Not Yet Conducted		
Safety Reviews	92%	90%	10	9.00
<b>Monitoring Sub-Total</b>			<b>10</b>	<b>9.00</b>
<b>ILP/TLP Safety Outcomes</b>				
Incidence of Maltreatment	0.00%	Not Eligible		
Staff Training/Foundations	64%	50%	6.5	3.25
Staff Safety Checks	93%	100%	6.5	6.50
<b>Safety Sub-Total</b>			<b>13</b>	<b>9.75</b>
<b>ILP/TLP Permanency Outcomes</b>				
Placement Stability	91%	100%	3	3.00
<b>Permanency Sub-Total</b>			<b>3</b>	<b>3.00</b>
<b>ILP/TLP Well-Being Outcomes</b>				
EPSDT Medical Visits	85%	100%	4	4.00
EPSDT Dental Visits	80%	100%	4	4.00
Academic Supports	49%	100%	2	2.00
Provider ECEM Visits	78%	100%	4	4.00
Placements with Siblings	No Data	Not Eligible	Not Scored	Not Scored
Placements within Legal County	28%	100%	Not Scored	Not Scored
<b>Well-Being Sub-Total</b>			<b>14</b>	<b>14.00</b>
<b>ILP/TLP Specialty Outcomes</b>				
Academic/Career Development	48%	100%	10	10.00
Ind Living Skills Provision	66%	100%	15	15.00
Financial Independence	50%	100%	5	5.00
WTLP/Life Coach	72%	67%	15	10.05
<b>Specialty Sub-Total</b>			<b>45</b>	<b>40.05</b>
*Performance calculation descriptions can be found in the FY 2019 RBWO PBP Measurements and Standards Guide.				
<b>Monitoring &amp; Outcomes: Possible Points = 85</b>			<b>Points Earned = 75.80</b>	
<b>Score Before Incentives Credit</b>				<b>89.18%</b>



## Performance-Based Placement Measures

### RBWO Provider GA+SCORECARD - ILP/TLP

Report Quarter: Q4 FY2019

<b>Incentives Awarded</b>	<b>10.00 pts</b>
<b>PBP Verification</b>	<b>N/A pts</b>
<b>Total Score</b>	<b>99.18%</b>

#### Provider/Program Name: MorganBay Healthcare Provider, LLC - ILP (5376) - ILP

Program Census Information:		# Children in Care During Quarter: 1	# Placements During Quarter: 1	# Children in Care On Last Day: 1
ILP/TLP Incentive Credits	Avg Performance All ILP/TLPs (Points)	Provider Performance (%)*	Possible Points (Weight)	Provider Points Earned
No DOC Involvement		50%	5	2.50
Community Connections		100%	4	4.00
Positive Permanency Connections		Not Eligible	5	
HS Grad/GED/Prof or Trade Certificate/College		N/A	10/5/5/1	10.00
Part-Time Employment with Medical Benefits		Not Eligible	10	
Living Arrangements at Discharge		Not Eligible	10	
Additional Academic Supports		100%	2	2.00
Additional IL Skills Provision		100%	5	5.00
Active Agency Accreditation		0%	4	0.00
Staff Clinical Licensure		0%	5	0.00
<b>Incentives Total</b>	<b>14.62</b>			<b>23.50</b>

\*Performance calculation descriptions can be found in the FY 2019 RBWO PBP Measurements and Standards Guide.

#### Child Protective Services Investigations and Dispositions

The following investigations data, which is not used for scoring but is considered significant to a provider's performance, is from Georgia SHINES and is not considered final or complete until the end of the fiscal year.

Total Reports:	0
Number Screened In:	0
Number Screened Out:	0
Number Substantiated:	0
Number Unsubstantiated:	0
Number Active CPS Investigations:	0



## Performance-Based Placement Measures RBWO Provider GA+SCORECARD - ILP/TLP

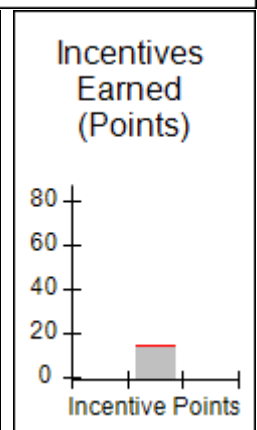
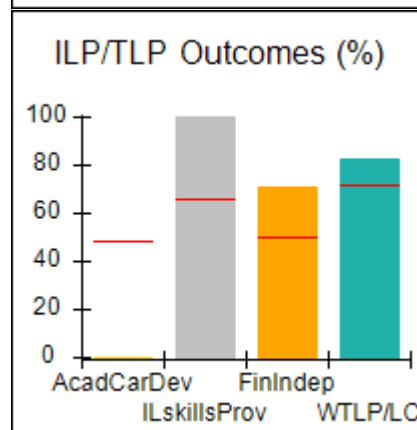
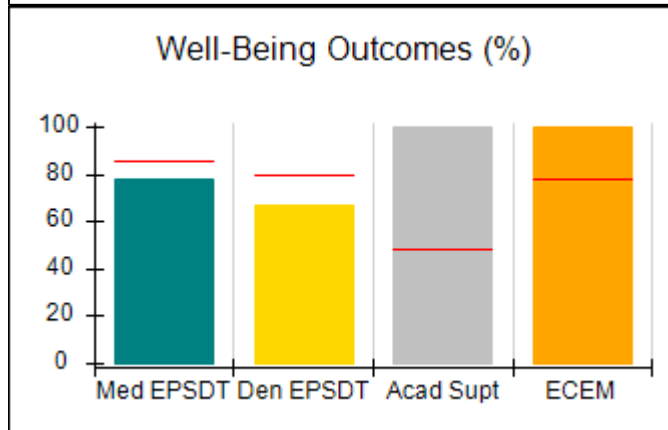
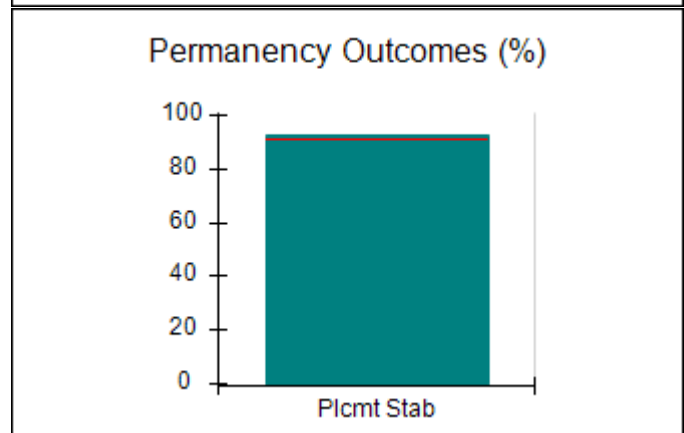
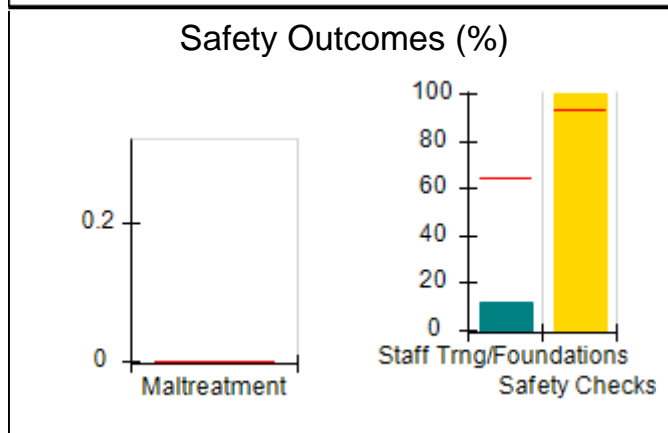
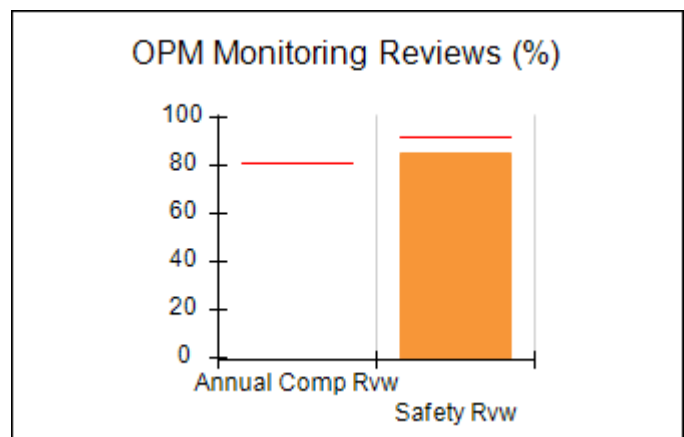
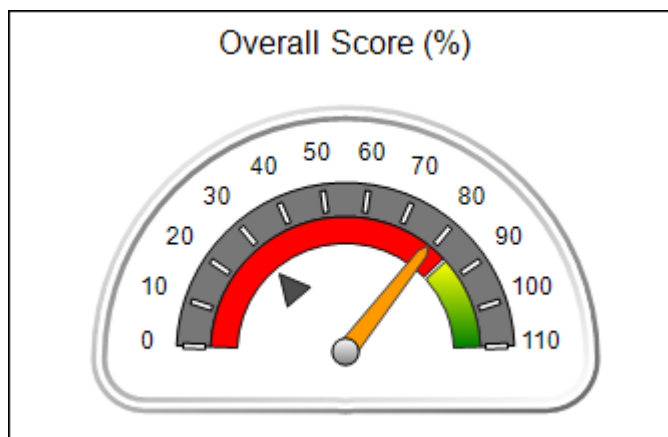
Report Quarter: Q4 FY2019

**Provider/Program Name: Murphy-Harpst Children's Centers - TLP (Fletcher St. 2) (5230) - TLP**

740 Fletcher St., Cedartown, GA 30125	Quarterly Scores (Grades)		Current Quarter Score (Grade)
Phone: 770-748-1500	Q1: 82.53 (B-)	Q2: 94.23 (A)	<b>78.79%</b>
Vendor ID# 144420	Q3: 89.89 (B+)	Q4: 78.79 (C+)	<b>(C+)</b>
Program Census Information:	# Children in Care During Quarter: 14	# Placements During Quarter: 14	# Children in Care On Last Day: 8

### Quarterly Provider Comparisons to All ILP/TLPs

▼ — indicates average for all ILP/TLPs





**Performance-Based Placement Measures**  
**RBWO Provider GA+SCORECARD - ILP/TLP**

**Report Quarter: Q4 FY2019**

**Provider/Program Name: Murphy-Harpst Children's Centers - TLP (Fletcher St. 2) (5230) - TLP**

<b>740 Fletcher St., Cedartown, GA 30125</b>	<b>Quarterly Scores (Grades)</b>		<b>Current Quarter Score (Grade)</b>
<b>Phone: 770-748-1500</b>	<b>Q1: 82.53 (B-)</b>	<b>Q2: 94.23 (A)</b>	<b>78.79%</b>
<b>Vendor ID# 144420</b>	<b>Q3: 89.89 (B+)</b>	<b>Q4: 78.79 (C+)</b>	<b>(C+)</b>

Program Census Information:	# Children in Care During Quarter: 14	# Placements During Quarter: 14	# Children in Care On Last Day: 8
-----------------------------	---------------------------------------	---------------------------------	-----------------------------------

	<b>Avg Performance All ILP/TLPs (%)</b>	<b>Provider Performance (%)*</b>	<b>Possible Points (Weight)</b>	<b>Provider Points Earned</b>
--	-----------------------------------------	----------------------------------	---------------------------------	-------------------------------

**OPM Monitoring Reviews**

Annual Comprehensive Reviews	81%	Not Yet Conducted		
Safety Reviews	92%	85%	10	8.53
<b>Monitoring Sub-Total</b>			<b>10</b>	<b>8.53</b>

**ILP/TLP Safety Outcomes**

Incidence of Maltreatment	0.00%	No Substantiated Reports	3	3.00
Staff Training/Foundations	64%	12%	5	0.60
Staff Safety Checks	93%	100%	5	5.00
<b>Safety Sub-Total</b>			<b>13</b>	<b>8.60</b>

**ILP/TLP Permanency Outcomes**

Placement Stability	91%	93%	3	2.79
<b>Permanency Sub-Total</b>			<b>3</b>	<b>2.79</b>

**ILP/TLP Well-Being Outcomes**

EPSDT Medical Visits	85%	78%	4	3.12
EPSDT Dental Visits	80%	67%	4	2.68
Academic Supports	49%	100%	2	2.00
Provider ECEM Visits	78%	100%	4	4.00
Placements with Siblings	No Data	0%	Not Scored	Not Scored
Placements within Legal County	28%	17%	Not Scored	Not Scored
<b>Well-Being Sub-Total</b>			<b>14</b>	<b>11.80</b>

**ILP/TLP Specialty Outcomes**

Academic/Career Development	48%	0%	10	0.00
Ind Living Skills Provision	66%	100%	15	15.00
Financial Independence	50%	71%	5	3.55
WTLP/Life Coach	72%	83%	15	12.45
<b>Specialty Sub-Total</b>			<b>45</b>	<b>31.00</b>

\*Performance calculation descriptions can be found in the FY 2019 RBWO PBP Measurements and Standards Guide.

<b>Monitoring &amp; Outcomes: Possible Points = 85</b>	<b>Points Earned = 62.72</b>
--------------------------------------------------------	------------------------------



## Performance-Based Placement Measures

### RBWO Provider GA+SCORECARD - ILP/TLP

Report Quarter: Q4 FY2019

<b>Score Before Incentives Credit</b>	<b>73.79%</b>
<b>Incentives Awarded</b>	<b>10.00 pts</b>
<b>PBP Verification</b>	<b>-5.00 pts</b>
<b>Total Score</b>	<b>78.79%</b>

#### Provider/Program Name: Murphy-Harpst Children's Centers - TLP (Fletcher St. 2) (5230) - TLP

Program Census Information:		# Children in Care During Quarter: 14	# Placements During Quarter: 14	# Children in Care On Last Day: 8
ILP/TLP Incentive Credits	Avg Performance All ILP/TLPs (Points)	Provider Performance (%)*	Possible Points (Weight)	Provider Points Earned
No DOC Involvement		72%	5	3.60
Community Connections		0%	4	0.00
Positive Permanency Connections		50%	5	2.50
HS Grad/GED/Prof or Trade Certificate/College		N/A	10/5/5/1	
Part-Time Employment with Medical Benefits		0%	10	0.00
Living Arrangements at Discharge		0%	10	0.00
Additional Academic Supports		100%	2	2.00
Additional IL Skills Provision		94%	5	4.70
Active Agency Accreditation		50%	4	2.00
Staff Clinical Licensure		0%	5	0.00
<b>Incentives Total</b>	<b>14.62</b>			<b>14.80</b>

\*Performance calculation descriptions can be found in the FY 2019 RBWO PBP Measurements and Standards Guide.

#### Child Protective Services Investigations and Dispositions

The following investigations data, which is not used for scoring but is considered significant to a provider's performance, is from Georgia SHINES and is not considered final or complete until the end of the fiscal year.

Total Reports:	0
Number Screened In:	0
Number Screened Out:	0
Number Substantiated:	0
Number Unsubstantiated:	0
Number Active CPS Investigations:	0



## Performance-Based Placement Measures RBWO Provider GA+SCORECARD - ILP/TLP

Report Quarter: Q4 FY2019

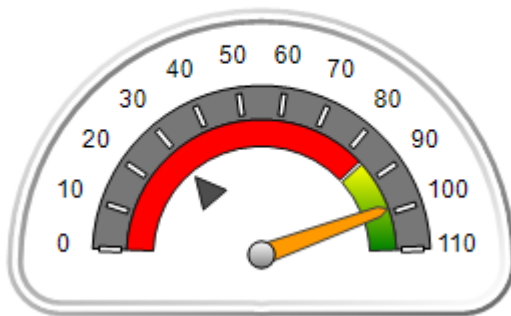
**Provider/Program Name: North Georgia Angel House - ILP (5238) - ILP**

101 Heritage Dr., Canton, GA 30114	Quarterly Scores (Grades)		Current Quarter Score (Grade)
Phone: 770-479-9555	Q1: 100.76 (A+)	Q2: 98.76 (A+)	<b>98.76%</b>
Vendor ID# 144051	Q3: 98.76 (A+)	Q4: 98.76 (A+)	<b>(A+)</b>
Program Census Information:	# Children in Care During Quarter: 0	# Placements During Quarter: 0	# Children in Care On Last Day: 0

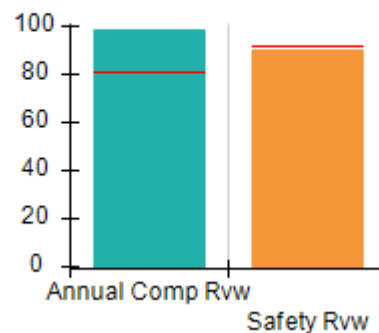
### Quarterly Provider Comparisons to All ILP/TLPs

▼ — indicates average for all ILP/TLPs

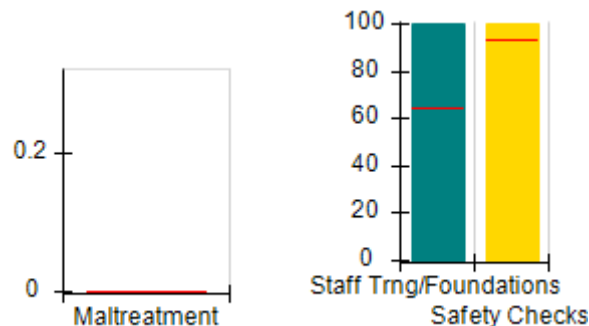
Overall Score (%)



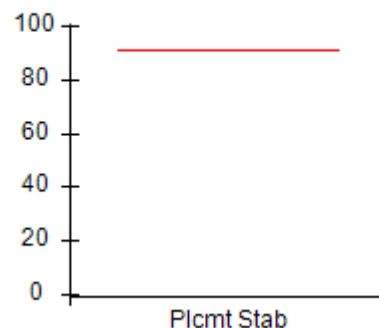
OPM Monitoring Reviews (%)



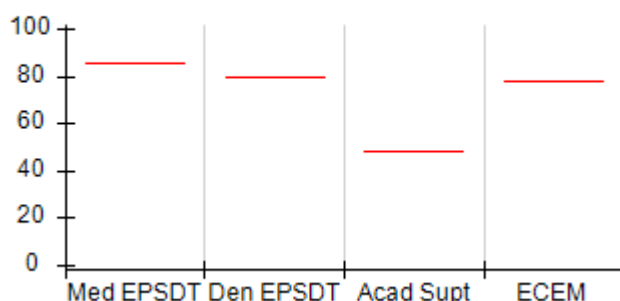
Safety Outcomes (%)



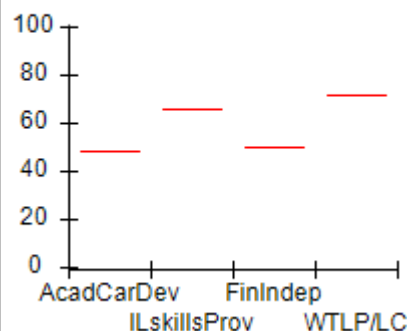
Permanency Outcomes (%)



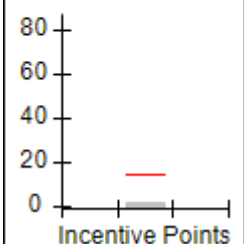
Well-Being Outcomes (%)



ILP/TLP Outcomes (%)



Incentives Earned (Points)







## Performance-Based Placement Measures

### RBWO Provider GA+SCORECARD - ILP/TLP

Report Quarter: Q4 FY2019

<b>Provider/Program Name: North Georgia Angel House - ILP (5238) - ILP</b>				
<b>101 Heritage Dr., Canton, GA 30114</b>		<b>Quarterly Scores (Grades)</b>		<b>Current Quarter Score (Grade)</b>
<b>Phone: 770-479-9555</b>		<b>Q1: 100.76 (A+)</b>	<b>Q2: 98.76 (A+)</b>	<b>98.76%</b>
<b>Vendor ID# 144051</b>		<b>Q3: 98.76 (A+)</b>	<b>Q4: 98.76 (A+)</b>	<b>(A+)</b>
Program Census Information:		# Children in Care During Quarter: 0	# Placements During Quarter: 0	# Children in Care On Last Day: 0
	<b>Avg Performance All ILP/TLPs (%)</b>	<b>Provider Performance (%)*</b>	<b>Possible Points (Weight)</b>	<b>Provider Points Earned</b>
<b>OPM Monitoring Reviews</b>				
Annual Comprehensive Reviews	81%	98%	15	14.77
Safety Reviews	92%	90%	10	9.00
<b>Monitoring Sub-Total</b>			<b>25</b>	<b>23.77</b>
<b>ILP/TLP Safety Outcomes</b>				
Incidence of Maltreatment	0.00%	Not Eligible		
Staff Training/Foundations	64%	100%	6.5	6.50
Staff Safety Checks	93%	100%	6.5	6.50
<b>Safety Sub-Total</b>			<b>13</b>	<b>13.00</b>
<b>ILP/TLP Permanency Outcomes</b>				
Placement Stability	91%	Not Eligible		
<b>Permanency Sub-Total</b>			<b>N/A</b>	
<b>ILP/TLP Well-Being Outcomes</b>				
EPSDT Medical Visits	85%	Not Eligible		
EPSDT Dental Visits	80%	Not Eligible		
Academic Supports	49%	Not Eligible		
Provider ECEM Visits	78%	Not Eligible		
Placements with Siblings	No Data	Not Eligible	Not Scored	Not Scored
Placements within Legal County	28%	Not Eligible	Not Scored	Not Scored
<b>Well-Being Sub-Total</b>			<b>N/A</b>	
<b>ILP/TLP Specialty Outcomes</b>				
Academic/Career Development	48%	Not Eligible		
Ind Living Skills Provision	66%	Not Eligible		
Financial Independence	50%	Not Eligible		
WTLP/Life Coach	72%	Not Eligible		
<b>Specialty Sub-Total</b>			<b>N/A</b>	
*Performance calculation descriptions can be found in the FY 2019 RBWO PBP Measurements and Standards Guide.				
<b>Monitoring &amp; Outcomes: Possible Points = 33</b>			<b>Points Earned = 36.77</b>	
<b>Score Before Incentives Credit</b>				<b>96.76%</b>



## Performance-Based Placement Measures

### RBWO Provider GA+SCORECARD - ILP/TLP

Report Quarter: Q4 FY2019

<b>Incentives Awarded</b>	<b>02.00 pts</b>
<b>PBP Verification</b>	<b>N/A pts</b>
<b>Total Score</b>	<b>98.76%</b>

#### Provider/Program Name: North Georgia Angel House - ILP (5238) - ILP

Program Census Information:		# Children in Care During Quarter: 0	# Placements During Quarter: 0	# Children in Care On Last Day: 0
ILP/TLP Incentive Credits	Avg Performance All ILP/TLPs (Points)	Provider Performance (%)*	Possible Points (Weight)	Provider Points Earned
No DOC Involvement		Not Eligible	5	
Community Connections		Not Eligible	4	
Positive Permanency Connections		Not Eligible	5	
HS Grad/GED/Prof or Trade Certificate/College		N/A	10/5/5/1	
Part-Time Employment with Medical Benefits		Not Eligible	10	
Living Arrangements at Discharge		Not Eligible	10	
Additional Academic Supports		Not Eligible	2	
Additional IL Skills Provision		Not Eligible	5	
Active Agency Accreditation		50%	4	2.00
Staff Clinical Licensure		0%	5	0.00
<b>Incentives Total</b>	<b>14.62</b>			<b>2.00</b>

\*Performance calculation descriptions can be found in the FY 2019 RBWO PBP Measurements and Standards Guide.

#### Child Protective Services Investigations and Dispositions

The following investigations data, which is not used for scoring but is considered significant to a provider's performance, is from Georgia SHINES and is not considered final or complete until the end of the fiscal year.

Total Reports:	0	
Number Screened In:	0	
Number Screened Out:	0	
Number Substantiated:	0	
Number Unsubstantiated:	0	
Number Active CPS Investigations:	0	



# Performance-Based Placement Measures RBWO Provider GA+SCORECARD - ILP/TLP

Report Quarter: Q4 FY2019

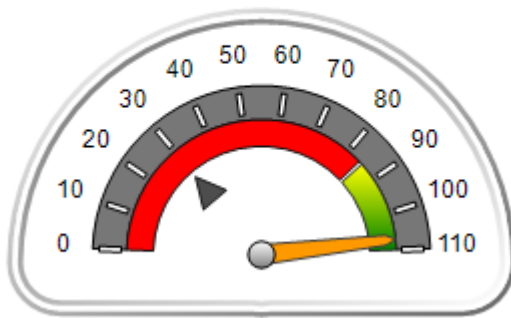
**Provider/Program Name: North Georgia Angel House - TLP (5126) - TLP**

2260 Sam Nelson Road, Canton, GA 30114	Quarterly Scores (Grades)		Current Quarter Score (Grade)
Phone: 770-479-9555	Q1: 100.12 (A+)	Q2: 102.90 (A+)	<b>107.14%</b>
Vendor ID# 108343	Q3: 104.72 (A+)	Q4: 107.14 (A+)	<b>(A+)</b>
Program Census Information:	# Children in Care During Quarter: 5	# Placements During Quarter: 5	# Children in Care On Last Day: 3

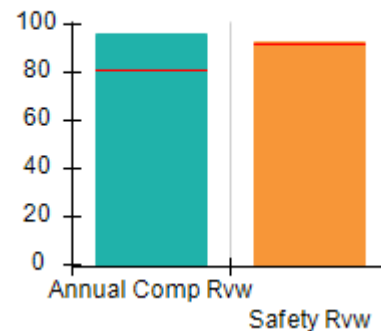
## Quarterly Provider Comparisons to All ILP/TLPs

▼ — indicates average for all ILP/TLPs

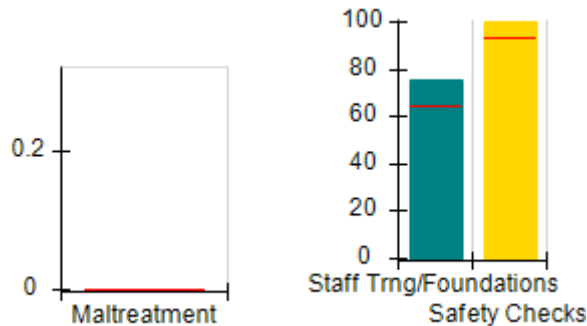
Overall Score (%)



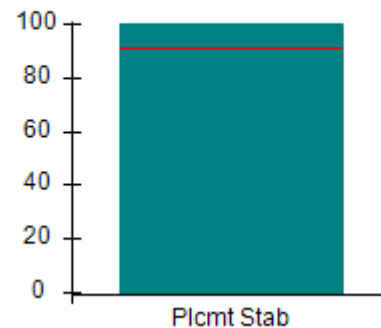
OPM Monitoring Reviews (%)



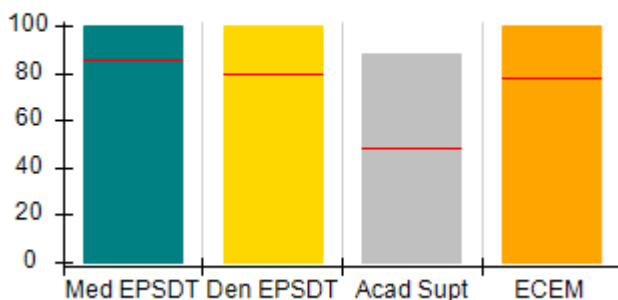
Safety Outcomes (%)



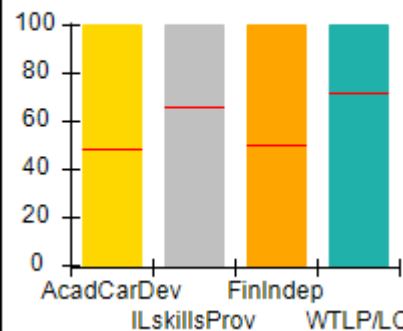
Permanency Outcomes (%)



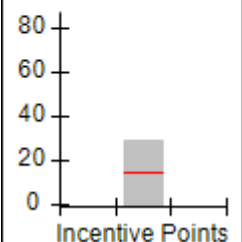
Well-Being Outcomes (%)



ILP/TLP Outcomes (%)



Incentives Earned (Points)





# Performance-Based Placement Measures

## RBWO Provider GA+SCORECARD - ILP/TLP

Report Quarter: Q4 FY2019

<b>Provider/Program Name: North Georgia Angel House - TLP (5126) - TLP</b>				
<b>2260 Sam Nelson Road, Canton, GA 30114</b>		<b>Quarterly Scores (Grades)</b>		<b>Current Quarter Score (Grade)</b>
<b>Phone: 770-479-9555</b>		<b>Q1: 100.12 (A+)</b>	<b>Q2: 102.90 (A+)</b>	<b>107.14%</b>
<b>Vendor ID# 108343</b>		<b>Q3: 104.72 (A+)</b>	<b>Q4: 107.14 (A+)</b>	<b>(A+)</b>
Program Census Information:		# Children in Care During Quarter: 5	# Placements During Quarter: 5	# Children in Care On Last Day: 3
	<b>Avg Performance All ILP/TLPs (%)</b>	<b>Provider Performance (%)*</b>	<b>Possible Points (Weight)</b>	<b>Provider Points Earned</b>
<b>OPM Monitoring Reviews</b>				
Annual Comprehensive Reviews	81%	96%	15	14.35
Safety Reviews	92%	93%	10	9.28
<b>Monitoring Sub-Total</b>			<b>25</b>	<b>23.63</b>
<b>ILP/TLP Safety Outcomes</b>				
Incidence of Maltreatment	0.00%	No Substantiated Reports	3	3.00
Staff Training/Foundations	64%	75%	5	3.75
Staff Safety Checks	93%	100%	5	5.00
<b>Safety Sub-Total</b>			<b>13</b>	<b>11.75</b>
<b>ILP/TLP Permanency Outcomes</b>				
Placement Stability	91%	100%	3	3.00
<b>Permanency Sub-Total</b>			<b>3</b>	<b>3.00</b>
<b>ILP/TLP Well-Being Outcomes</b>				
EPSDT Medical Visits	85%	100%	4	4.00
EPSDT Dental Visits	80%	100%	4	4.00
Academic Supports	49%	88%	2	1.76
Provider ECEM Visits	78%	100%	4	4.00
Placements with Siblings	No Data	100%	Not Scored	Not Scored
Placements within Legal County	28%	100%	Not Scored	Not Scored
<b>Well-Being Sub-Total</b>			<b>14</b>	<b>13.76</b>
<b>ILP/TLP Specialty Outcomes</b>				
Academic/Career Development	48%	100%	10	10.00
Ind Living Skills Provision	66%	100%	15	15.00
Financial Independence	50%	100%	5	5.00
WTLP/Life Coach	72%	100%	15	15.00
<b>Specialty Sub-Total</b>			<b>45</b>	<b>45.00</b>
*Performance calculation descriptions can be found in the FY 2019 RBWO PBP Measurements and Standards Guide.				

Monitoring &amp; Outcomes: Possible Points = 100

Points Earned = 97.14



## Performance-Based Placement Measures

### RBWO Provider GA+SCORECARD - ILP/TLP

Report Quarter: Q4 FY2019

<b>Score Before Incentives Credit</b>	<b>97.14%</b>
<b>Incentives Awarded</b>	<b>10.00 pts</b>
<b>PBP Verification</b>	<b>N/A pts</b>
<b>Total Score</b>	<b>107.14%</b>

Provider/Program Name: North Georgia Angel House - TLP (5126) - TLP				
Program Census Information:		# Children in Care During Quarter: 5	# Placements During Quarter: 5	# Children in Care On Last Day: 3
ILP/TLP Incentive Credits	Avg Performance All ILP/TLPs (Points)	Provider Performance (%)*	Possible Points (Weight)	Provider Points Earned
No DOC Involvement		88%	5	4.40
Community Connections		100%	4	4.00
Positive Permanency Connections		100%	5	5.00
HS Grad/GED/Prof or Trade Certificate/College		N/A	10/5/5/1	
Part-Time Employment with Medical Benefits		50%	10	5.00
Living Arrangements at Discharge		0%	10	0.00
Additional Academic Supports		88%	2	1.76
Additional IL Skills Provision		88%	5	4.40
Active Agency Accreditation		100%	4	4.00
Staff Clinical Licensure		0%	5	0.00
<b>Incentives Total</b>	<b>14.62</b>			<b>28.56</b>

\*Performance calculation descriptions can be found in the FY 2019 RBWO PBP Measurements and Standards Guide.

Child Protective Services Investigations and Dispositions		
The following investigations data, which is not used for scoring but is considered significant to a provider's performance, is from Georgia SHINES and is not considered final or complete until the end of the fiscal year.		
Total Reports:	0	
Number Screened In:	0	
Number Screened Out:	0	
Number Substantiated:	0	
Number Unsubstantiated:	1	
Number Active CPS Investigations:	-1	



# Performance-Based Placement Measures RBWO Provider GA+SCORECARD - ILP/TLP

Report Quarter: Q4 FY2019

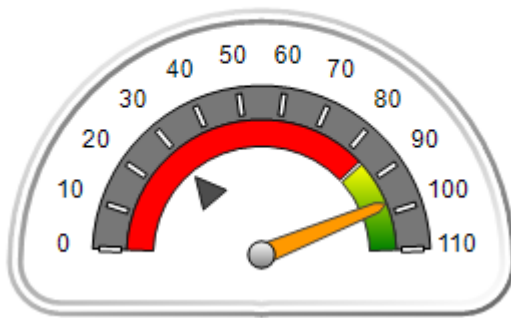
**Provider/Program Name: Northstar Transition - (5252) - ILP**

28 Carpenter Lane, Dahlonega, GA 30533	Quarterly Scores (Grades)		Current Quarter Score (Grade)
Phone: 770-364-9319	Q1: 89.47 (B+)	Q2: 97.07 (A+)	<b>97.42%</b>
Vendor ID# 150681	Q3: 102.26 (A+)	Q4: 97.42 (A+)	<b>(A+)</b>
Program Census Information:	# Children in Care During Quarter: 11	# Placements During Quarter: 11	# Children in Care On Last Day: 9

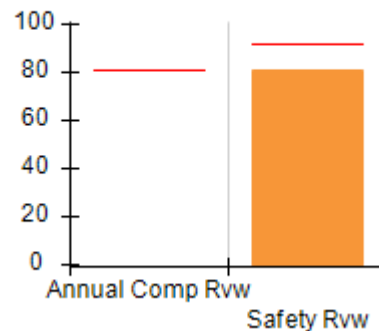
## Quarterly Provider Comparisons to All ILP/TLPs

▼ — indicates average for all ILP/TLPs

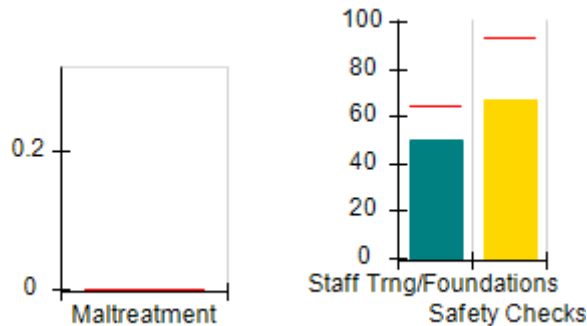
Overall Score (%)



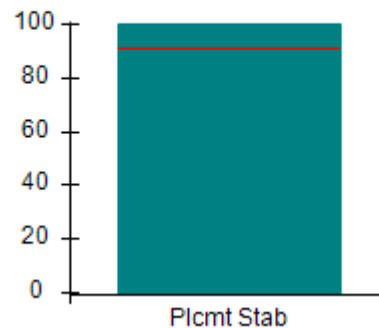
OPM Monitoring Reviews (%)



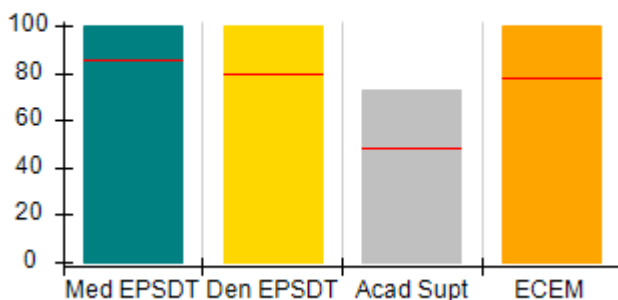
Safety Outcomes (%)



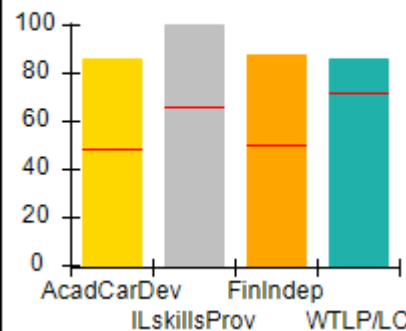
Permanency Outcomes (%)



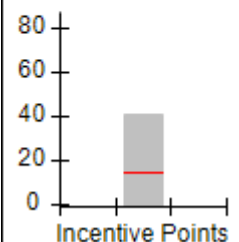
Well-Being Outcomes (%)



ILP/TLP Outcomes (%)



Incentives Earned (Points)





**Performance-Based Placement Measures**  
**RBWO Provider GA+SCORECARD - ILP/TLP**

**Report Quarter: Q4 FY2019**

<b>Provider/Program Name: Northstar Transition - (5252) - ILP</b>				
<b>28 Carpenter Lane, Dahlonega, GA 30533</b>		<b>Quarterly Scores (Grades)</b>		<b>Current Quarter Score (Grade)</b>
<b>Phone: 770-364-9319</b>		<b>Q1: 89.47 (B+)</b>	<b>Q2: 97.07 (A+)</b>	<b>97.42%</b>
<b>Vendor ID# 150681</b>		<b>Q3: 102.26 (A+)</b>	<b>Q4: 97.42 (A+)</b>	<b>(A+)</b>
Program Census Information:		# Children in Care During Quarter: 11	# Placements During Quarter: 11	# Children in Care On Last Day: 9
	<b>Avg Performance All ILP/TLPs (%)</b>	<b>Provider Performance (%)*</b>	<b>Possible Points (Weight)</b>	<b>Provider Points Earned</b>
<b>OPM Monitoring Reviews</b>				
Annual Comprehensive Reviews	81%	Not Yet Conducted		
Safety Reviews	92%	81%	10	8.10
<b>Monitoring Sub-Total</b>			<b>10</b>	<b>8.10</b>
<b>ILP/TLP Safety Outcomes</b>				
Incidence of Maltreatment	0.00%	No Substantiated Reports	3	3.00
Staff Training/Foundations	64%	50%	5	2.50
Staff Safety Checks	93%	67%	5	3.35
<b>Safety Sub-Total</b>			<b>13</b>	<b>8.85</b>
<b>ILP/TLP Permanency Outcomes</b>				
Placement Stability	91%	100%	3	3.00
<b>Permanency Sub-Total</b>			<b>3</b>	<b>3.00</b>
<b>ILP/TLP Well-Being Outcomes</b>				
EPSDT Medical Visits	85%	100%	4	4.00
EPSDT Dental Visits	80%	100%	4	4.00
Academic Supports	49%	73%	2	1.46
Provider ECEM Visits	78%	100%	4	4.00
Placements with Siblings	No Data	0%	Not Scored	Not Scored
Placements within Legal County	28%	20%	Not Scored	Not Scored
<b>Well-Being Sub-Total</b>			<b>14</b>	<b>13.46</b>
<b>ILP/TLP Specialty Outcomes</b>				
Academic/Career Development	48%	86%	10	8.60
Ind Living Skills Provision	66%	100%	15	15.00
Financial Independence	50%	88%	5	4.40
WTLP/Life Coach	72%	86%	15	12.90
<b>Specialty Sub-Total</b>			<b>45</b>	<b>40.90</b>
*Performance calculation descriptions can be found in the FY 2019 RBWO PBP Measurements and Standards Guide.				

**Monitoring & Outcomes: Possible Points = 85**

**Points Earned = 74.31**



## Performance-Based Placement Measures

### RBWO Provider GA+SCORECARD - ILP/TLP

Report Quarter: Q4 FY2019

<b>Score Before Incentives Credit</b>	<b>87.42%</b>
<b>Incentives Awarded</b>	<b>10.00 pts</b>
<b>PBP Verification</b>	<b>N/A pts</b>
<b>Total Score</b>	<b>97.42%</b>

#### Provider/Program Name: Northstar Transition - (5252) - ILP

Program Census Information:		# Children in Care During Quarter: 11	# Placements During Quarter: 11	# Children in Care On Last Day: 9
ILP/TLP Incentive Credits	Avg Performance All ILP/TLPs (Points)	Provider Performance (%)*	Possible Points (Weight)	Provider Points Earned
No DOC Involvement		95%	5	4.75
Community Connections		88%	4	3.52
Positive Permanency Connections		100%	5	5.00
HS Grad/GED/Prof or Trade Certificate/College		N/A	10/5/5/1	25.00
Part-Time Employment with Medical Benefits		0%	10	0.00
Living Arrangements at Discharge		0%	10	0.00
Additional Academic Supports		9%	2	0.18
Additional IL Skills Provision		52%	5	2.60
Active Agency Accreditation		0%	4	0.00
Staff Clinical Licensure		0%	5	0.00
<b>Incentives Total</b>	<b>14.62</b>			<b>41.05</b>

\*Performance calculation descriptions can be found in the FY 2019 RBWO PBP Measurements and Standards Guide.

#### Child Protective Services Investigations and Dispositions

The following investigations data, which is not used for scoring but is considered significant to a provider's performance, is from Georgia SHINES and is not considered final or complete until the end of the fiscal year.

Total Reports:	0
Number Screened In:	0
Number Screened Out:	0
Number Substantiated:	0
Number Unsubstantiated:	0
Number Active CPS Investigations:	0





## Performance-Based Placement Measures RBWO Provider GA+SCORECARD - ILP/TLP

Report Quarter: Q4 FY2019

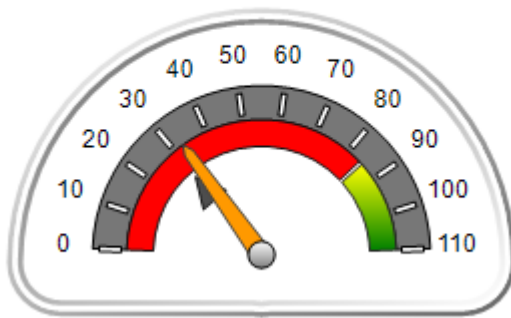
**Provider/Program Name: Phoenix International, Inc. - (5256) - ILP**

178 Moury Ave SW, Atlanta, GA 30315	Quarterly Scores (Grades)		Current Quarter Score (Grade)
Phone: 678-631-7473	Q1: 42.64 (F)	Q2: 42.90 (F)	<b>32.75%</b>
Vendor ID# 153026	Q3: 42.15 (F)	Q4: 32.75 (F)	<b>(F)</b>
Program Census Information:	# Children in Care During Quarter: 20	# Placements During Quarter: 20	# Children in Care On Last Day: 14

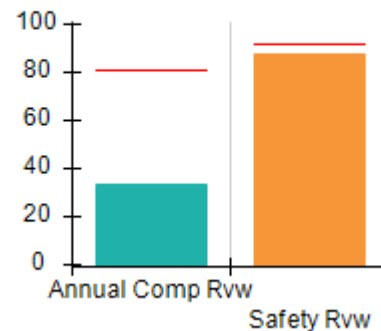
### Quarterly Provider Comparisons to All ILP/TLPs

▼ — indicates average for all ILP/TLPs

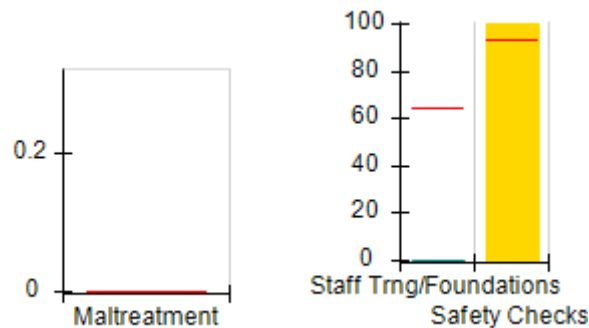
Overall Score (%)



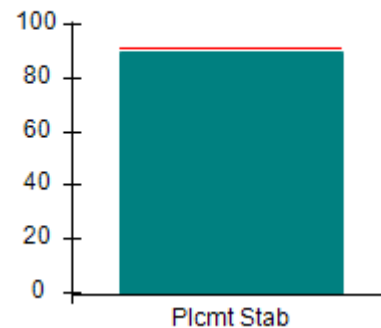
OPM Monitoring Reviews (%)



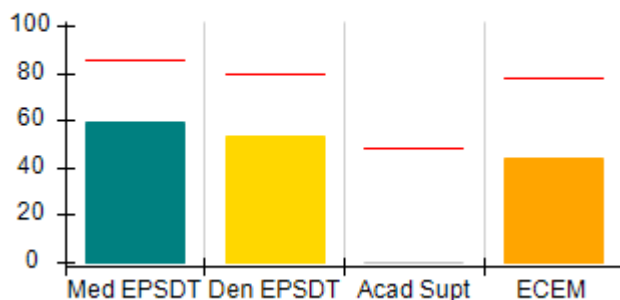
Safety Outcomes (%)



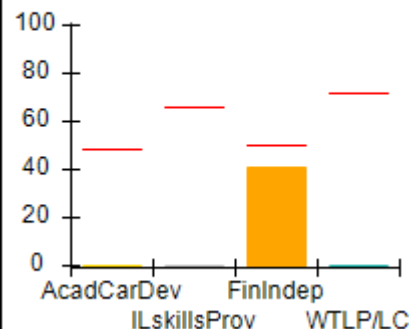
Permanency Outcomes (%)



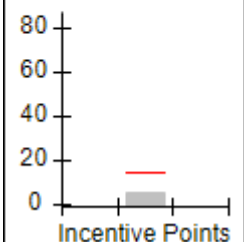
Well-Being Outcomes (%)



ILP/TLP Outcomes (%)



Incentives Earned (Points)





# Performance-Based Placement Measures

## RBWO Provider GA+SCORECARD - ILP/TLP

Report Quarter: Q4 FY2019

<b>Provider/Program Name: Phoenix International, Inc. - (5256) - ILP</b>				
<b>178 Moury Ave SW, Atlanta, GA 30315</b>		<b>Quarterly Scores (Grades)</b>		<b>Current Quarter Score (Grade)</b>
<b>Phone: 678-631-7473</b>		<b>Q1: 42.64 (F)</b>	<b>Q2: 42.90 (F)</b>	<b>32.75%</b>
<b>Vendor ID# 153026</b>		<b>Q3: 42.15 (F)</b>	<b>Q4: 32.75 (F)</b>	<b>(F)</b>
Program Census Information:		# Children in Care During Quarter: 20	# Placements During Quarter: 20	# Children in Care On Last Day: 14
	<b>Avg Performance All ILP/TLPs (%)</b>	<b>Provider Performance (%)*</b>	<b>Possible Points (Weight)</b>	<b>Provider Points Earned</b>
<b>OPM Monitoring Reviews</b>				
Annual Comprehensive Reviews	81%	33%	15	5.00
Safety Reviews	92%	88%	10	8.80
<b>Monitoring Sub-Total</b>			<b>25</b>	<b>13.80</b>
<b>ILP/TLP Safety Outcomes</b>				
Incidence of Maltreatment	0.00%	No Substantiated Reports	3	3.00
Staff Training/Foundations	64%	0%	5	0.00
Staff Safety Checks	93%	100%	5	5.00
<b>Safety Sub-Total</b>			<b>13</b>	<b>8.00</b>
<b>ILP/TLP Permanency Outcomes</b>				
Placement Stability	91%	90%	3	2.70
<b>Permanency Sub-Total</b>			<b>3</b>	<b>2.70</b>
<b>ILP/TLP Well-Being Outcomes</b>				
EPSDT Medical Visits	85%	59%	4	2.36
EPSDT Dental Visits	80%	53%	4	2.12
Academic Supports	49%	0%	2	0.00
Provider ECEM Visits	78%	44%	4	1.76
Placements with Siblings	No Data	0%	Not Scored	Not Scored
Placements within Legal County	28%	75%	Not Scored	Not Scored
<b>Well-Being Sub-Total</b>			<b>14</b>	<b>6.24</b>
<b>ILP/TLP Specialty Outcomes</b>				
Academic/Career Development	48%	0%	10	0.00
Ind Living Skills Provision	66%	0%	15	0.00
Financial Independence	50%	41%	5	2.05
WTLP/Life Coach	72%	0%	15	0.00
<b>Specialty Sub-Total</b>			<b>45</b>	<b>2.05</b>
*Performance calculation descriptions can be found in the FY 2019 RBWO PBP Measurements and Standards Guide.				

**Monitoring & Outcomes: Possible Points = 100****Points Earned = 32.79**



## Performance-Based Placement Measures

### RBWO Provider GA+SCORECARD - ILP/TLP

Report Quarter: Q4 FY2019

<b>Score Before Incentives Credit</b>	<b>32.79%</b>
<b>Incentives Awarded</b>	<b>05.80 pts</b>
<b>PBP Verification</b>	<b>-5.84 pts</b>
<b>Total Score</b>	<b>32.75%</b>

Provider/Program Name: Phoenix International, Inc. - (5256) - ILP				
Program Census Information:		# Children in Care During Quarter: 20	# Placements During Quarter: 20	# Children in Care On Last Day: 14
ILP/TLP Incentive Credits	Avg Performance All ILP/TLPs (Points)	Provider Performance (%)*	Possible Points (Weight)	Provider Points Earned
No DOC Involvement		82%	5	4.10
Community Connections		0%	4	0.00
Positive Permanency Connections		0%	5	0.00
HS Grad/GED/Prof or Trade Certificate/College		N/A	10/5/5/1	
Part-Time Employment with Medical Benefits		17%	10	1.70
Living Arrangements at Discharge		0%	10	0.00
Additional Academic Supports		0%	2	0.00
Additional IL Skills Provision		0%	5	0.00
Active Agency Accreditation		0%	4	0.00
Staff Clinical Licensure		0%	5	0.00
<b>Incentives Total</b>	<b>14.62</b>			<b>5.80</b>

\*Performance calculation descriptions can be found in the FY 2019 RBWO PBP Measurements and Standards Guide.

#### Child Protective Services Investigations and Dispositions

The following investigations data, which is not used for scoring but is considered significant to a provider's performance, is from Georgia SHINES and is not considered final or complete until the end of the fiscal year.

Total Reports:	0
Number Screened In:	0
Number Screened Out:	0
Number Substantiated:	0
Number Unsubstantiated:	0
Number Active CPS Investigations:	0



# Performance-Based Placement Measures RBWO Provider GA+SCORECARD - ILP/TLP

Report Quarter: Q4 FY2019

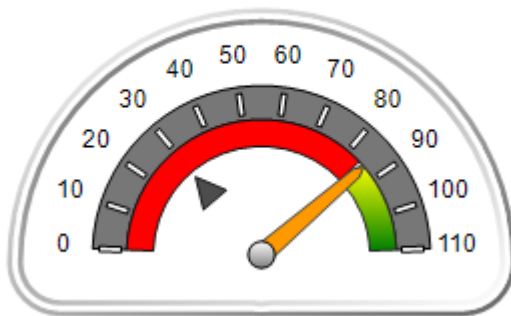
**Provider/Program Name: Positive Growth - Clarkston ILP (5239) - ILP**

977 Smith St., Clarkston, GA 30021	Quarterly Scores (Grades)		Current Quarter Score (Grade)
Phone: 404-292-6420	Q1: 41.06 (F)	Q2: 42.55 (F)	<b>85.82%</b>
Vendor ID# 143219	Q3: 46.47 (F)	Q4: 85.82 (B)	<b>(B)</b>
Program Census Information:	# Children in Care During Quarter: 0	# Placements During Quarter: 0	# Children in Care On Last Day: 1

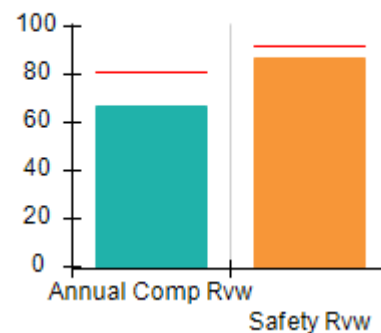
## Quarterly Provider Comparisons to All ILP/TLPs

▼ — indicates average for all ILP/TLPs

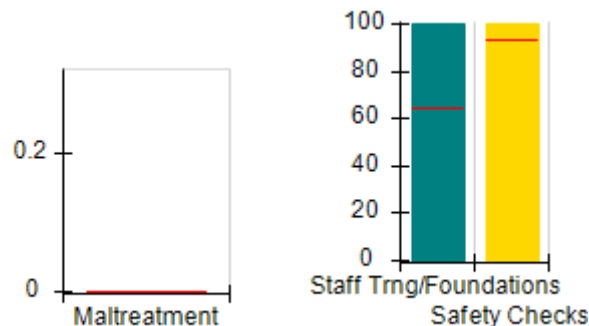
Overall Score (%)



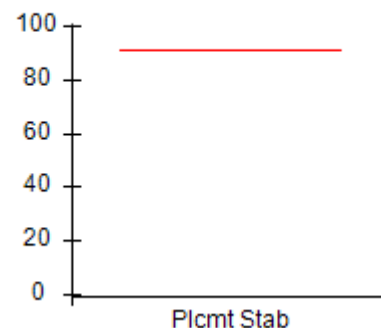
OPM Monitoring Reviews (%)



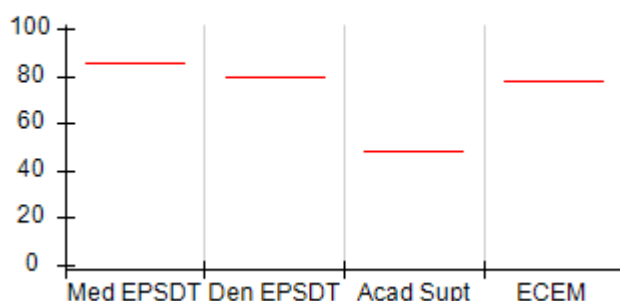
Safety Outcomes (%)



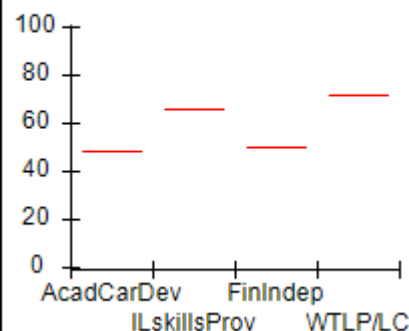
Permanency Outcomes (%)



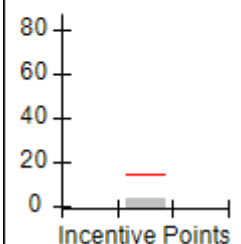
Well-Being Outcomes (%)



ILP/TLP Outcomes (%)



Incentives Earned (Points)





# Performance-Based Placement Measures

## RBWO Provider GA+SCORECARD - ILP/TLP

Report Quarter: Q4 FY2019

<b>Provider/Program Name: Positive Growth - Clarkston ILP (5239) - ILP</b>				
<b>977 Smith St., Clarkston, GA 30021</b>		<b>Quarterly Scores (Grades)</b>		<b>Current Quarter Score (Grade)</b>
<b>Phone: 404-292-6420</b>		<b>Q1: 41.06 (F)</b>	<b>Q2: 42.55 (F)</b>	<b>85.82%</b>
<b>Vendor ID# 143219</b>		<b>Q3: 46.47 (F)</b>	<b>Q4: 85.82 (B)</b>	<b>(B)</b>
Program Census Information:		# Children in Care During Quarter: 0	# Placements During Quarter: 0	# Children in Care On Last Day: 1
	<b>Avg Performance All ILP/TLPs (%)</b>	<b>Provider Performance (%)*</b>	<b>Possible Points (Weight)</b>	<b>Provider Points Earned</b>
<b>OPM Monitoring Reviews</b>				
Annual Comprehensive Reviews	81%	67%	15	10.07
Safety Reviews	92%	87%	10	8.65
<b>Monitoring Sub-Total</b>			<b>25</b>	<b>18.72</b>
<b>ILP/TLP Safety Outcomes</b>				
Incidence of Maltreatment	0.00%	Not Eligible		
Staff Training/Foundations	64%	100%	6.5	6.50
Staff Safety Checks	93%	100%	6.5	6.50
<b>Safety Sub-Total</b>			<b>13</b>	<b>13.00</b>
<b>ILP/TLP Permanency Outcomes</b>				
Placement Stability	91%	Not Eligible		
<b>Permanency Sub-Total</b>			<b>N/A</b>	
<b>ILP/TLP Well-Being Outcomes</b>				
EPSDT Medical Visits	85%	Not Eligible		
EPSDT Dental Visits	80%	Not Eligible		
Academic Supports	49%	Not Eligible		
Provider ECEM Visits	78%	Not Eligible		
Placements with Siblings	No Data	Not Eligible	Not Scored	Not Scored
Placements within Legal County	28%	Not Eligible	Not Scored	Not Scored
<b>Well-Being Sub-Total</b>			<b>N/A</b>	
<b>ILP/TLP Specialty Outcomes</b>				
Academic/Career Development	48%	Not Eligible		
Ind Living Skills Provision	66%	Not Eligible		
Financial Independence	50%	Not Eligible		
WTLP/Life Coach	72%	Not Eligible		
<b>Specialty Sub-Total</b>			<b>N/A</b>	
*Performance calculation descriptions can be found in the FY 2019 RBWO PBP Measurements and Standards Guide.				
<b>Monitoring &amp; Outcomes: Possible Points = 33</b>			<b>Points Earned = 31.72</b>	
<b>Score Before Incentives Credit</b>			<b>83.47%</b>	



## Performance-Based Placement Measures

### RBWO Provider GA+SCORECARD - ILP/TLP

Report Quarter: Q4 FY2019

<b>Incentives Awarded</b>	<b>04.00 pts</b>
<b>PBP Verification</b>	<b>-1.65 pts</b>
<b>Total Score</b>	<b>85.82%</b>

#### Provider/Program Name: Positive Growth - Clarkston ILP (5239) - ILP

Program Census Information:		# Children in Care During Quarter: 0	# Placements During Quarter: 0	# Children in Care On Last Day: 1
ILP/TLP Incentive Credits	Avg Performance All ILP/TLPs (Points)	Provider Performance (%)*	Possible Points (Weight)	Provider Points Earned
No DOC Involvement		Not Eligible	5	
Community Connections		Not Eligible	4	
Positive Permanency Connections		Not Eligible	5	
HS Grad/GED/Prof or Trade Certificate/College		N/A	10/5/5/1	
Part-Time Employment with Medical Benefits		Not Eligible	10	
Living Arrangements at Discharge		Not Eligible	10	
Additional Academic Supports		Not Eligible	2	
Additional IL Skills Provision		Not Eligible	5	
Active Agency Accreditation		100%	4	4.00
Staff Clinical Licensure		0%	5	0.00
<b>Incentives Total</b>	<b>14.62</b>			<b>4.00</b>

\*Performance calculation descriptions can be found in the FY 2019 RBWO PBP Measurements and Standards Guide.

#### Child Protective Services Investigations and Dispositions

The following investigations data, which is not used for scoring but is considered significant to a provider's performance, is from Georgia SHINES and is not considered final or complete until the end of the fiscal year.

Total Reports:	0	
Number Screened In:	0	
Number Screened Out:	0	
Number Substantiated:	0	
Number Unsubstantiated:	0	
Number Active CPS Investigations:	0	



## Performance-Based Placement Measures RBWO Provider GA+SCORECARD - ILP/TLP

Report Quarter: Q4 FY2019

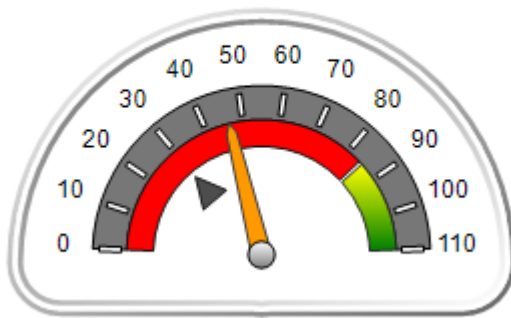
**Provider/Program Name: Positive Growth - Ponce de Leon Ave. II - ILP (955) - ILP**

4050 E Ponce de Leon Avenue, Clarkston, GA 30021	Quarterly Scores (Grades)		Current Quarter Score (Grade)
Phone: 404 292-6420	Q1: 50.22 (F)	Q2: 48.17 (F)	<b>46.31%</b>
Vendor ID# 71783	Q3: 48.83 (F)	Q4: 46.31 (F)	<b>(F)</b>
Program Census Information:	# Children in Care During Quarter: 4	# Placements During Quarter: 4	# Children in Care On Last Day: 5

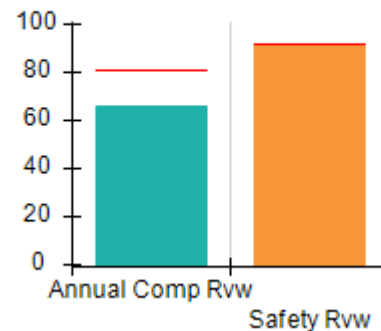
### Quarterly Provider Comparisons to All ILP/TLPs

▼ — indicates average for all ILP/TLPs

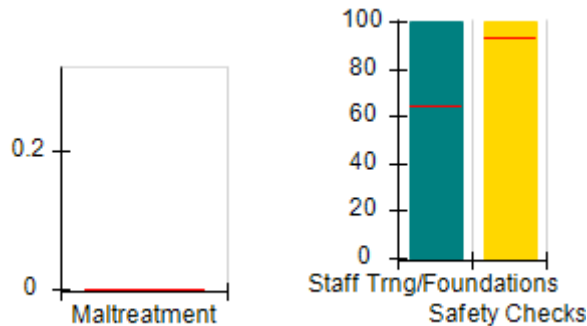
Overall Score (%)



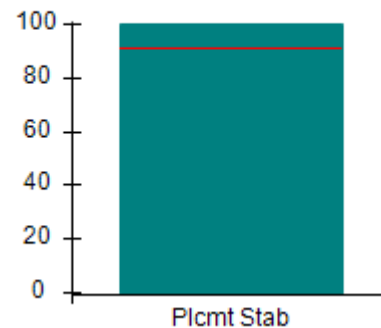
OPM Monitoring Reviews (%)



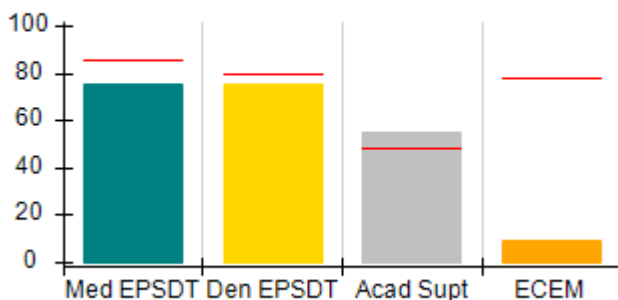
Safety Outcomes (%)



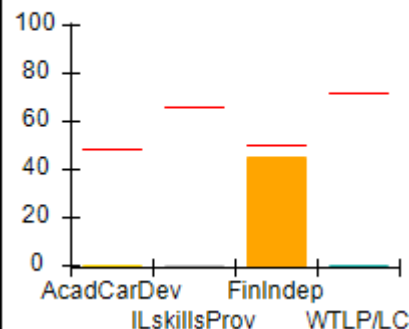
Permanency Outcomes (%)



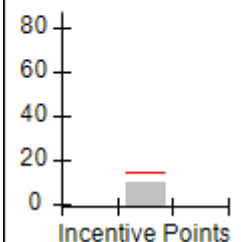
Well-Being Outcomes (%)



ILP/TLP Outcomes (%)



Incentives Earned (Points)





## Performance-Based Placement Measures

### RBWO Provider GA+SCORECARD - ILP/TLP

Report Quarter: Q4 FY2019

<b>Provider/Program Name: Positive Growth - Ponce de Leon Ave. II - ILP (955) - ILP</b>				
<b>4050 E Ponce de Leon Avenue, Clarkston, GA 30021</b>		<b>Quarterly Scores (Grades)</b>		<b>Current Quarter Score (Grade)</b>
<b>Phone: 404 292-6420</b>		<b>Q1: 50.22 (F)</b>	<b>Q2: 48.17 (F)</b>	<b>46.31%</b>
<b>Vendor ID# 71783</b>		<b>Q3: 48.83 (F)</b>	<b>Q4: 46.31 (F)</b>	<b>(F)</b>
Program Census Information:		# Children in Care During Quarter: 4	# Placements During Quarter: 4	# Children in Care On Last Day: 5
	<b>Avg Performance All ILP/TLPs (%)</b>	<b>Provider Performance (%)*</b>	<b>Possible Points (Weight)</b>	<b>Provider Points Earned</b>
<b>OPM Monitoring Reviews</b>				
Annual Comprehensive Reviews	81%	66%	15	9.94
Safety Reviews	92%	91%	10	9.14
<b>Monitoring Sub-Total</b>			<b>25</b>	<b>19.08</b>
<b>ILP/TLP Safety Outcomes</b>				
Incidence of Maltreatment	0.00%	No Substantiated Reports	3	3.00
Staff Training/Foundations	64%	100%	5	5.00
Staff Safety Checks	93%	100%	5	5.00
<b>Safety Sub-Total</b>			<b>13</b>	<b>13.00</b>
<b>ILP/TLP Permanency Outcomes</b>				
Placement Stability	91%	100%	3	3.00
<b>Permanency Sub-Total</b>			<b>3</b>	<b>3.00</b>
<b>ILP/TLP Well-Being Outcomes</b>				
EPSDT Medical Visits	85%	75%	4	3.00
EPSDT Dental Visits	80%	75%	4	3.00
Academic Supports	49%	55%	2	1.10
Provider ECEM Visits	78%	9%	4	0.36
Placements with Siblings	No Data	0%	Not Scored	Not Scored
Placements within Legal County	28%	Not Eligible	Not Scored	Not Scored
<b>Well-Being Sub-Total</b>			<b>14</b>	<b>7.46</b>
<b>ILP/TLP Specialty Outcomes</b>				
Academic/Career Development	48%	0%	10	0.00
Ind Living Skills Provision	66%	0%	15	0.00
Financial Independence	50%	45%	5	2.25
WTLP/Life Coach	72%	0%	15	0.00
<b>Specialty Sub-Total</b>			<b>45</b>	<b>2.25</b>
*Performance calculation descriptions can be found in the FY 2019 RBWO PBP Measurements and Standards Guide.				

**Monitoring & Outcomes: Possible Points = 100**
**Points Earned = 44.79**



**Performance-Based Placement Measures**  
**RBWO Provider GA+SCORECARD - ILP/TLP**

Report Quarter: Q4 FY2019

<b>Score Before Incentives Credit</b>	<b>44.79%</b>
<b>Incentives Awarded</b>	<b>10.00 pts</b>
<b>PBP Verification</b>	<b>-8.48 pts</b>
<b>Total Score</b>	<b>46.31%</b>

**Provider/Program Name: Positive Growth - Ponce de Leon Ave. II - ILP (955) - ILP**

Program Census Information:		# Children in Care During Quarter: 4	# Placements During Quarter: 4	# Children in Care On Last Day: 5
<b>ILP/TLP Incentive Credits</b>	<b>Avg Performance All ILP/TLPs (Points)</b>	<b>Provider Performance (%)*</b>	<b>Possible Points (Weight)</b>	<b>Provider Points Earned</b>
No DOC Involvement		91%	5	4.55
Community Connections		0%	4	0.00
Positive Permanency Connections		50%	5	2.50
HS Grad/GED/Prof or Trade Certificate/College		N/A	10/5/5/1	
Part-Time Employment with Medical Benefits		0%	10	0.00
Living Arrangements at Discharge		0%	10	0.00
Additional Academic Supports		55%	2	1.10
Additional IL Skills Provision		0%	5	0.00
Active Agency Accreditation		50%	4	2.00
Staff Clinical Licensure		0%	5	0.00
<b>Incentives Total</b>	<b>14.62</b>			<b>10.15</b>

\*Performance calculation descriptions can be found in the FY 2019 RBWO PBP Measurements and Standards Guide.

**Child Protective Services Investigations and Dispositions**

The following investigations data, which is not used for scoring but is considered significant to a provider's performance, is from Georgia SHINES and is not considered final or complete until the end of the fiscal year.

Total Reports:	0	
Number Screened In:	0	
Number Screened Out:	0	
Number Substantiated:	0	
Number Unsubstantiated:	0	
Number Active CPS Investigations:	0	



# Performance-Based Placement Measures RBWO Provider GA+SCORECARD - ILP/TLP

Report Quarter: Q4 FY2019

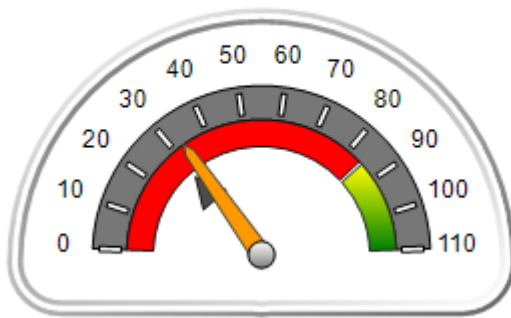
**Provider/Program Name: Reaching Clarity, Inc. - (5329) - ILP**

1371 Kimberly Way, Atlanta, GA 30331	Quarterly Scores (Grades)		Current Quarter Score (Grade)
Phone: 678-834-9107	Q1: 25.09 (F)	Q2: 14.67 (F)	<b>33.00%</b>
Vendor ID# 156337	Q3: 23.10 (F)	Q4: 33.00 (F)	<b>(F)</b>
Program Census Information:	# Children in Care During Quarter: 3	# Placements During Quarter: 3	# Children in Care On Last Day: 2

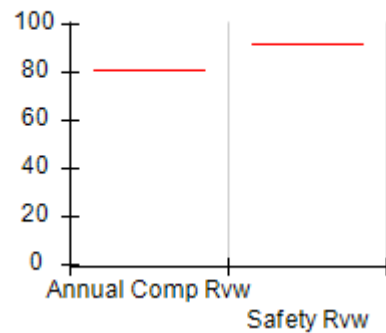
## Quarterly Provider Comparisons to All ILP/TLPs

▼ — indicates average for all ILP/TLPs

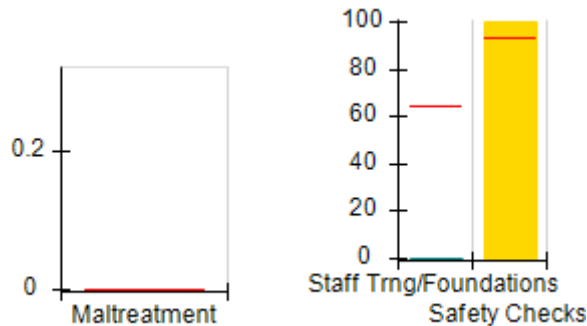
Overall Score (%)



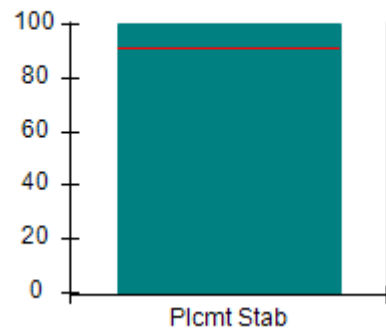
OPM Monitoring Reviews (%)



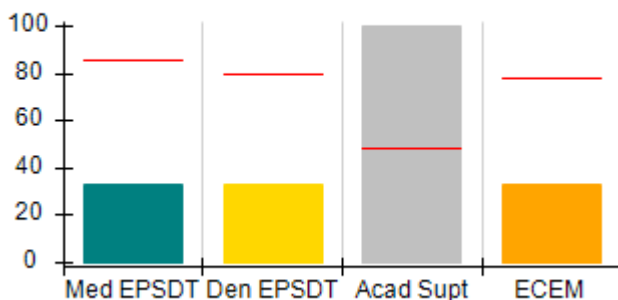
Safety Outcomes (%)



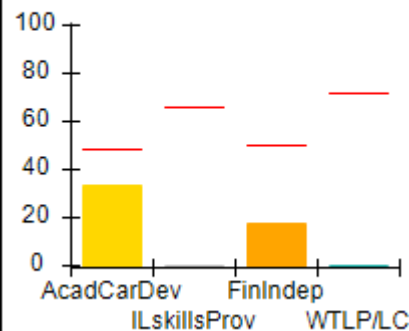
Permanency Outcomes (%)



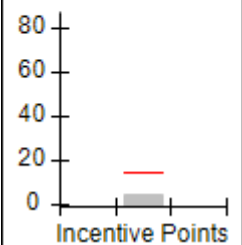
Well-Being Outcomes (%)



ILP/TLP Outcomes (%)



Incentives Earned (Points)





**Performance-Based Placement Measures**  
**RBWO Provider GA+SCORECARD - ILP/TLP**

**Report Quarter: Q4 FY2019**

<b>Provider/Program Name: Reaching Clarity, Inc. - (5329) - ILP</b>				
<b>1371 Kimberly Way, Atlanta, GA 30331</b>		<b>Quarterly Scores (Grades)</b>		<b>Current Quarter Score (Grade)</b>
<b>Phone: 678-834-9107</b>		<b>Q1: 25.09 (F)</b>	<b>Q2: 14.67 (F)</b>	<b>33.00%</b>
<b>Vendor ID# 156337</b>		<b>Q3: 23.10 (F)</b>	<b>Q4: 33.00 (F)</b>	<b>(F)</b>
Program Census Information:		# Children in Care During Quarter: 3	# Placements During Quarter: 3	# Children in Care On Last Day: 2
	<b>Avg Performance All ILP/TLPs (%)</b>	<b>Provider Performance (%)*</b>	<b>Possible Points (Weight)</b>	<b>Provider Points Earned</b>
<b>OPM Monitoring Reviews</b>				
Annual Comprehensive Reviews	81%	Not Yet Conducted		
Safety Reviews	92%	Not Yet Conducted		
<b>Monitoring Sub-Total</b>				<b>0.00</b>
<b>ILP/TLP Safety Outcomes</b>				
Incidence of Maltreatment	0.00%	No Substantiated Reports	3	3.00
Staff Training/Foundations	64%	0%	5	0.00
Staff Safety Checks	93%	100%	5	5.00
<b>Safety Sub-Total</b>			<b>13</b>	<b>8.00</b>
<b>ILP/TLP Permanency Outcomes</b>				
Placement Stability	91%	100%	3	3.00
<b>Permanency Sub-Total</b>			<b>3</b>	<b>3.00</b>
<b>ILP/TLP Well-Being Outcomes</b>				
EPSDT Medical Visits	85%	33%	4	1.32
EPSDT Dental Visits	80%	33%	4	1.32
Academic Supports	49%	100%	2	2.00
Provider ECEM Visits	78%	33%	4	1.32
Placements with Siblings	No Data	Not Eligible	Not Scored	Not Scored
Placements within Legal County	28%	0%	Not Scored	Not Scored
<b>Well-Being Sub-Total</b>			<b>14</b>	<b>5.96</b>
<b>ILP/TLP Specialty Outcomes</b>				
Academic/Career Development	48%	33%	10	3.30
Ind Living Skills Provision	66%	0%	15	0.00
Financial Independence	50%	17%	5	0.85
WTLP/Life Coach	72%	0%	15	0.00
<b>Specialty Sub-Total</b>			<b>45</b>	<b>4.15</b>
*Performance calculation descriptions can be found in the FY 2019 RBWO PBP Measurements and Standards Guide.				

**Monitoring & Outcomes: Possible Points = 80**

**Points Earned = 21.11**



## Performance-Based Placement Measures

### RBWO Provider GA+SCORECARD - ILP/TLP

Report Quarter: Q4 FY2019

<b>Score Before Incentives Credit</b>	<b>28.15%</b>
<b>Incentives Awarded</b>	<b>04.85 pts</b>
<b>PBP Verification</b>	<b>N/A pts</b>
<b>Total Score</b>	<b>33.00%</b>

Provider/Program Name: Reaching Clarity, Inc. - (5329) - ILP				
Program Census Information:		# Children in Care During Quarter: 3	# Placements During Quarter: 3	# Children in Care On Last Day: 2
ILP/TLP Incentive Credits	Avg Performance All ILP/TLPs (Points)	Provider Performance (%)*	Possible Points (Weight)	Provider Points Earned
No DOC Involvement		17%	5	0.85
Community Connections		100%	4	4.00
Positive Permanency Connections		0%	5	0.00
HS Grad/GED/Prof or Trade Certificate/College		N/A	10/5/5/1	
Part-Time Employment with Medical Benefits		0%	10	0.00
Living Arrangements at Discharge		0%	10	0.00
Additional Academic Supports		0%	2	0.00
Additional IL Skills Provision		0%	5	0.00
Active Agency Accreditation		0%	4	0.00
Staff Clinical Licensure		0%	5	0.00
<b>Incentives Total</b>	<b>14.62</b>			<b>4.85</b>

\*Performance calculation descriptions can be found in the FY 2019 RBWO PBP Measurements and Standards Guide.

Child Protective Services Investigations and Dispositions		
The following investigations data, which is not used for scoring but is considered significant to a provider's performance, is from Georgia SHINES and is not considered final or complete until the end of the fiscal year.		
Total Reports:	0	
Number Screened In:	0	
Number Screened Out:	0	
Number Substantiated:	0	
Number Unsubstantiated:	0	
Number Active CPS Investigations:	0	



## Performance-Based Placement Measures RBWO Provider GA+SCORECARD - ILP/TLP

Report Quarter: Q4 FY2019

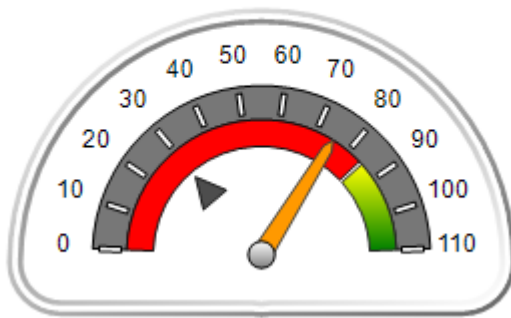
**Provider/Program Name: RMB Hospitality - Jonesboro (5331) - ILP**

1 Magnolia Circle, Jonesboro, GA 30236	Quarterly Scores (Grades)		Current Quarter Score (Grade)
Phone: 706-366-9316	Q1: 69.38 (D+)	Q2: 100.00 (A+)	<b>75.00%</b>
Vendor ID# 156825	Q3: 100.00 (A+)	Q4: 75.00 (C)	<b>(C)</b>
Program Census Information:	# Children in Care During Quarter: 0	# Placements During Quarter: 0	# Children in Care On Last Day: 0

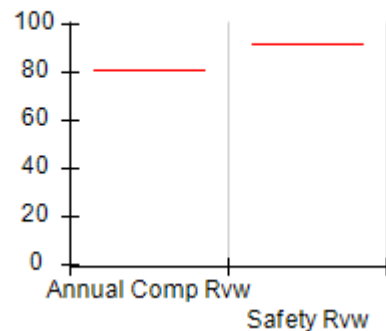
### Quarterly Provider Comparisons to All ILP/TLPs

▼ — indicates average for all ILP/TLPs

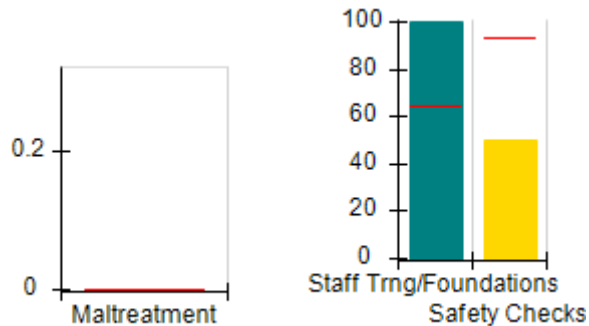
Overall Score (%)



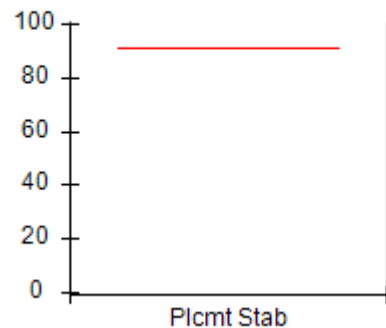
OPM Monitoring Reviews (%)



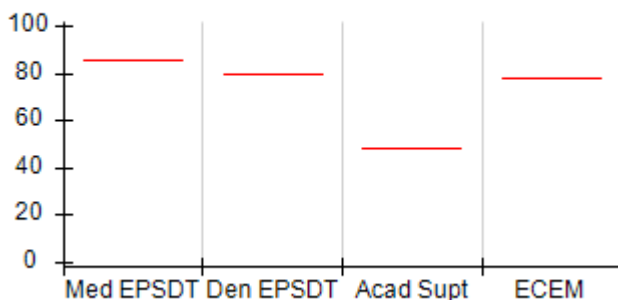
Safety Outcomes (%)



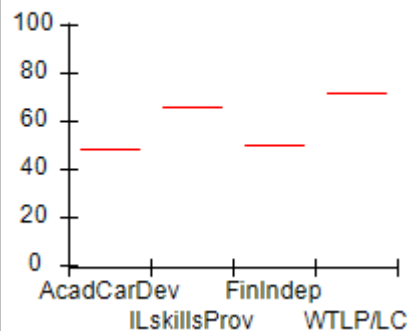
Permanency Outcomes (%)



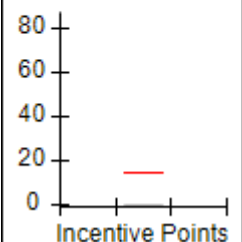
Well-Being Outcomes (%)



ILP/TLP Outcomes (%)



Incentives Earned (Points)





# Performance-Based Placement Measures

## RBWO Provider GA+SCORECARD - ILP/TLP

Report Quarter: Q4 FY2019

<b>Provider/Program Name: RMB Hospitality - Jonesboro (5331) - ILP</b>				
<b>1 Magnolia Circle, Jonesboro, GA 30236</b>		<b>Quarterly Scores (Grades)</b>		<b>Current Quarter Score (Grade)</b>
<b>Phone: 706-366-9316</b>		<b>Q1: 69.38 (D+)</b>	<b>Q2: 100.00 (A+)</b>	<b>75.00%</b>
<b>Vendor ID# 156825</b>		<b>Q3: 100.00 (A+)</b>	<b>Q4: 75.00 (C)</b>	<b>(C)</b>
Program Census Information:		# Children in Care During Quarter: 0	# Placements During Quarter: 0	# Children in Care On Last Day: 0
	<b>Avg Performance All ILP/TLPs (%)</b>	<b>Provider Performance (%)*</b>	<b>Possible Points (Weight)</b>	<b>Provider Points Earned</b>
<b>OPM Monitoring Reviews</b>				
Annual Comprehensive Reviews	81%	Not Yet Conducted		
Safety Reviews	92%	Not Yet Conducted		
<b>Monitoring Sub-Total</b>				<b>0.00</b>
<b>ILP/TLP Safety Outcomes</b>				
Incidence of Maltreatment	0.00%	Not Eligible		
Staff Training/Foundations	64%	100%	6.5	6.50
Staff Safety Checks	93%	50%	6.5	3.25
<b>Safety Sub-Total</b>			<b>13</b>	<b>9.75</b>
<b>ILP/TLP Permanency Outcomes</b>				
Placement Stability	91%	Not Eligible		
<b>Permanency Sub-Total</b>			<b>N/A</b>	
<b>ILP/TLP Well-Being Outcomes</b>				
EPSDT Medical Visits	85%	Not Eligible		
EPSDT Dental Visits	80%	Not Eligible		
Academic Supports	49%	Not Eligible		
Provider ECEM Visits	78%	Not Eligible		
Placements with Siblings	No Data	Not Eligible	Not Scored	Not Scored
Placements within Legal County	28%	Not Eligible	Not Scored	Not Scored
<b>Well-Being Sub-Total</b>			<b>N/A</b>	
<b>ILP/TLP Specialty Outcomes</b>				
Academic/Career Development	48%	Not Eligible		
Ind Living Skills Provision	66%	Not Eligible		
Financial Independence	50%	Not Eligible		
WTLP/Life Coach	72%	Not Eligible		
<b>Specialty Sub-Total</b>			<b>N/A</b>	
*Performance calculation descriptions can be found in the FY 2019 RBWO PBP Measurements and Standards Guide.				
<b>Monitoring &amp; Outcomes: Possible Points = 13</b>			<b>Points Earned = 09.75</b>	
<b>Score Before Incentives Credit</b>			<b>75.00%</b>	



## Performance-Based Placement Measures

### RBWO Provider GA+SCORECARD - ILP/TLP

Report Quarter: Q4 FY2019

<b>Incentives Awarded</b>	<b>00.00 pts</b>
<b>PBP Verification</b>	<b>N/A pts</b>
<b>Total Score</b>	<b>75.00%</b>

#### Provider/Program Name: RMB Hospitality - Jonesboro (5331) - ILP

Program Census Information:		# Children in Care During Quarter: 0	# Placements During Quarter: 0	# Children in Care On Last Day: 0
ILP/TLP Incentive Credits	Avg Performance All ILP/TLPs (Points)	Provider Performance (%)*	Possible Points (Weight)	Provider Points Earned
No DOC Involvement		Not Eligible	5	
Community Connections		Not Eligible	4	
Positive Permanency Connections		Not Eligible	5	
HS Grad/GED/Prof or Trade Certificate/College		N/A	10/5/5/1	
Part-Time Employment with Medical Benefits		Not Eligible	10	
Living Arrangements at Discharge		Not Eligible	10	
Additional Academic Supports		Not Eligible	2	
Additional IL Skills Provision		Not Eligible	5	
Active Agency Accreditation		0%	4	0.00
Staff Clinical Licensure		0%	5	0.00
<b>Incentives Total</b>	<b>14.62</b>			<b>0.00</b>

\*Performance calculation descriptions can be found in the FY 2019 RBWO PBP Measurements and Standards Guide.

#### Child Protective Services Investigations and Dispositions

The following investigations data, which is not used for scoring but is considered significant to a provider's performance, is from Georgia SHINES and is not considered final or complete until the end of the fiscal year.

Total Reports:	0	
Number Screened In:	0	
Number Screened Out:	0	
Number Substantiated:	0	
Number Unsubstantiated:	0	
Number Active CPS Investigations:	0	



# Performance-Based Placement Measures RBWO Provider GA+SCORECARD - ILP/TLP

Report Quarter: Q4 FY2019

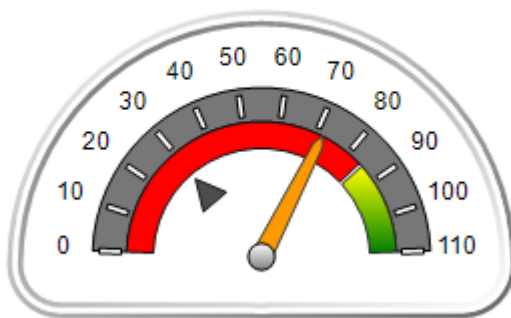
**Provider/Program Name: RMB Hospitality - Morrow (5243) - ILP**

5651 Handley Blvd, Morrow, GA 30260	Quarterly Scores (Grades)		Current Quarter Score (Grade)
Phone: 7063669316	Q1: 68.31 (D+)	Q2: 67.08 (D+)	<b>71.82%</b>
Vendor ID# 143424	Q3: 67.43 (D+)	Q4: 71.82 (C-)	<b>(C-)</b>
Program Census Information:	# Children in Care During Quarter: 3	# Placements During Quarter: 3	# Children in Care On Last Day: 1

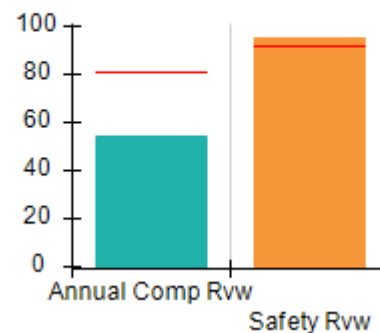
## Quarterly Provider Comparisons to All ILP/TLPs

▼ — indicates average for all ILP/TLPs

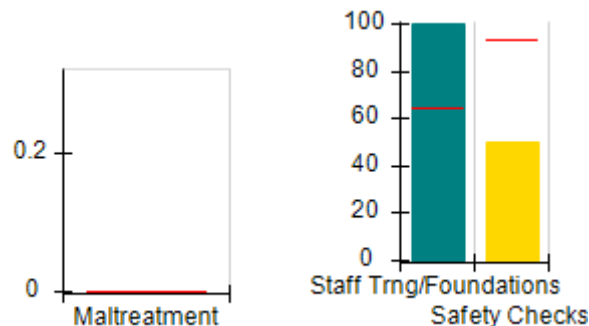
Overall Score (%)



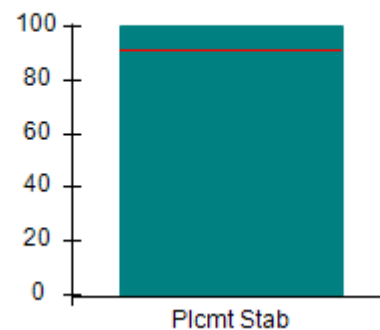
OPM Monitoring Reviews (%)



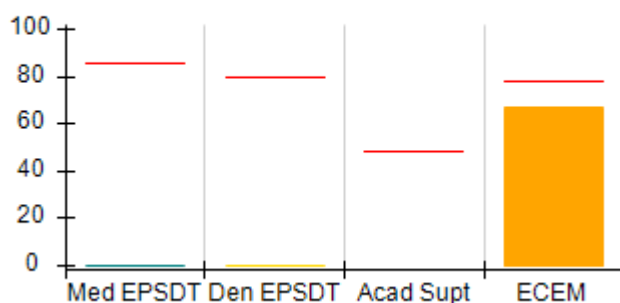
Safety Outcomes (%)



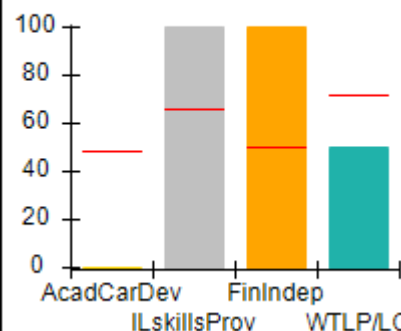
Permanency Outcomes (%)



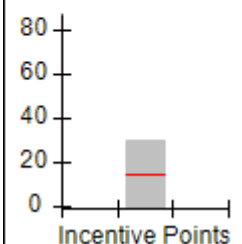
Well-Being Outcomes (%)



ILP/TLP Outcomes (%)



Incentives Earned (Points)







# Performance-Based Placement Measures

## RBWO Provider GA+SCORECARD - ILP/TLP

Report Quarter: Q4 FY2019

<b>Provider/Program Name: RMB Hospitality - Morrow (5243) - ILP</b>				
<b>5651 Handley Blvd, Morrow, GA 30260</b>		<b>Quarterly Scores (Grades)</b>		<b>Current Quarter Score (Grade)</b>
<b>Phone: 7063669316</b>		<b>Q1: 68.31 (D+)</b>	<b>Q2: 67.08 (D+)</b>	<b>71.82%</b>
<b>Vendor ID# 143424</b>		<b>Q3: 67.43 (D+)</b>	<b>Q4: 71.82 (C-)</b>	<b>(C-)</b>
Program Census Information:		# Children in Care During Quarter: 3	# Placements During Quarter: 3	# Children in Care On Last Day: 1
	<b>Avg Performance All ILP/TLPs (%)</b>	<b>Provider Performance (%)*</b>	<b>Possible Points (Weight)</b>	<b>Provider Points Earned</b>
<b>OPM Monitoring Reviews</b>				
Annual Comprehensive Reviews	81%	55%	15	8.19
Safety Reviews	92%	95%	10	9.50
<b>Monitoring Sub-Total</b>			<b>25</b>	<b>17.69</b>
<b>ILP/TLP Safety Outcomes</b>				
Incidence of Maltreatment	0.00%	No Substantiated Reports	3	3.00
Staff Training/Foundations	64%	100%	5	5.00
Staff Safety Checks	93%	50%	5	2.50
<b>Safety Sub-Total</b>			<b>13</b>	<b>10.50</b>
<b>ILP/TLP Permanency Outcomes</b>				
Placement Stability	91%	100%	3	3.00
<b>Permanency Sub-Total</b>			<b>3</b>	<b>3.00</b>
<b>ILP/TLP Well-Being Outcomes</b>				
EPSDT Medical Visits	85%	0%	4.7	0.00
EPSDT Dental Visits	80%	0%	4.7	0.00
Academic Supports	49%	Not Eligible		
Provider ECEM Visits	78%	67%	4.7	3.13
Placements with Siblings	No Data	0%	Not Scored	Not Scored
Placements within Legal County	28%	0%	Not Scored	Not Scored
<b>Well-Being Sub-Total</b>			<b>14</b>	<b>3.13</b>
<b>ILP/TLP Specialty Outcomes</b>				
Academic/Career Development	48%	0%	10	0.00
Ind Living Skills Provision	66%	100%	15	15.00
Financial Independence	50%	100%	5	5.00
WTLP/Life Coach	72%	50%	15	7.50
<b>Specialty Sub-Total</b>			<b>45</b>	<b>27.50</b>
*Performance calculation descriptions can be found in the FY 2019 RBWO PBP Measurements and Standards Guide.				

Monitoring &amp; Outcomes: Possible Points = 100

Points Earned = 61.82



## Performance-Based Placement Measures

### RBWO Provider GA+SCORECARD - ILP/TLP

Report Quarter: Q4 FY2019

<b>Score Before Incentives Credit</b>	<b>61.82%</b>
<b>Incentives Awarded</b>	<b>10.00 pts</b>
<b>PBP Verification</b>	<b>0.00 pts</b>
<b>Total Score</b>	<b>71.82%</b>

Provider/Program Name: RMB Hospitality - Morrow (5243) - ILP				
Program Census Information:		# Children in Care During Quarter: 3	# Placements During Quarter: 3	# Children in Care On Last Day: 1
ILP/TLP Incentive Credits	Avg Performance All ILP/TLPs (Points)	Provider Performance (%)*	Possible Points (Weight)	Provider Points Earned
No DOC Involvement		100%	5	5.00
Community Connections		Not Eligible	4	
Positive Permanency Connections		Not Eligible	5	
HS Grad/GED/Prof or Trade Certificate/College		N/A	10/5/5/1	
Part-Time Employment with Medical Benefits		100%	10	10.00
Living Arrangements at Discharge		100%	10	10.00
Additional Academic Supports		Not Eligible	2	
Additional IL Skills Provision		100%	5	5.00
Active Agency Accreditation		0%	4	0.00
Staff Clinical Licensure		0%	5	0.00
<b>Incentives Total</b>	<b>14.62</b>			<b>30.00</b>

\*Performance calculation descriptions can be found in the FY 2019 RBWO PBP Measurements and Standards Guide.

#### Child Protective Services Investigations and Dispositions

The following investigations data, which is not used for scoring but is considered significant to a provider's performance, is from Georgia SHINES and is not considered final or complete until the end of the fiscal year.

Total Reports:	0
Number Screened In:	0
Number Screened Out:	0
Number Substantiated:	0
Number Unsubstantiated:	0
Number Active CPS Investigations:	0



## Performance-Based Placement Measures RBWO Provider GA+SCORECARD - ILP/TLP

Report Quarter: Q4 FY2019

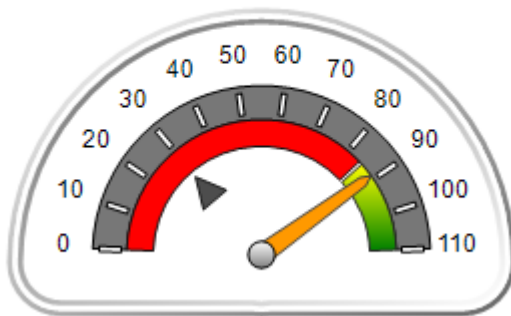
**Provider/Program Name: Rosaleana's Community Development Center Inc. - (5270) - ILP**

3350 Mount Gilead , Atlanta, GA 30311	Quarterly Scores (Grades)		Current Quarter Score (Grade)
Phone: 404-863-7444	Q1: 94.80 (A)	Q2: 89.69 (B+)	<b>88.94%</b>
Vendor ID# 95869	Q3: 92.04 (A-)	Q4: 88.94 (B+)	<b>(B+)</b>
Program Census Information:	# Children in Care During Quarter: 18	# Placements During Quarter: 18	# Children in Care On Last Day: 11

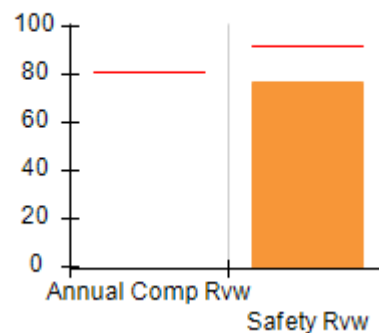
### Quarterly Provider Comparisons to All ILP/TLPs

▼ — indicates average for all ILP/TLPs

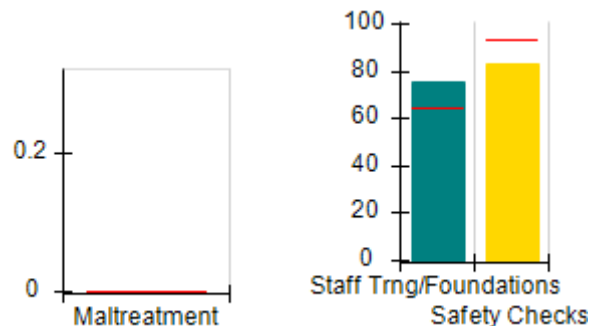
Overall Score (%)



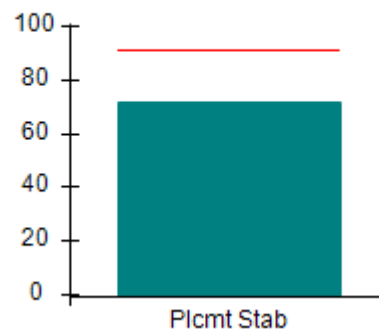
OPM Monitoring Reviews (%)



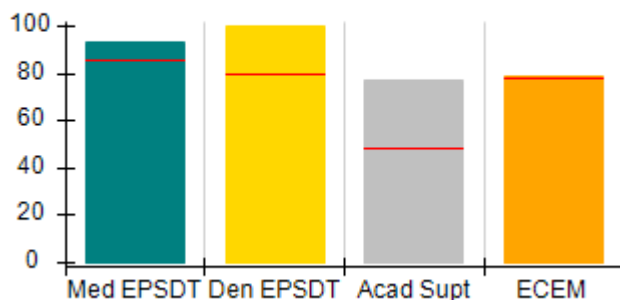
Safety Outcomes (%)



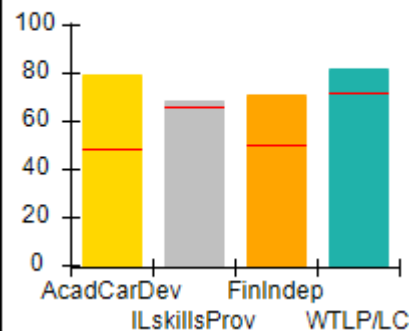
Permanency Outcomes (%)



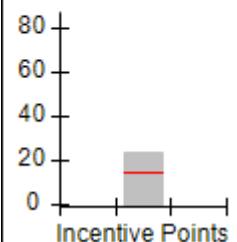
Well-Being Outcomes (%)



ILP/TLP Outcomes (%)



Incentives Earned (Points)





**Performance-Based Placement Measures**  
**RBWO Provider GA+SCORECARD - ILP/TLP**

**Report Quarter: Q4 FY2019**

<b>Provider/Program Name: Rosaleana's Community Development Center Inc. - (5270) - ILP</b>				
<b>3350 Mount Gilead , Atlanta, GA 30311</b>		<b>Quarterly Scores (Grades)</b>		<b>Current Quarter Score (Grade)</b>
<b>Phone: 404-863-7444</b>		<b>Q1: 94.80 (A)</b>	<b>Q2: 89.69 (B+)</b>	<b>88.94%</b>
<b>Vendor ID# 95869</b>		<b>Q3: 92.04 (A-)</b>	<b>Q4: 88.94 (B+)</b>	<b>(B+)</b>
Program Census Information:		# Children in Care During Quarter: 18	# Placements During Quarter: 18	# Children in Care On Last Day: 11
	<b>Avg Performance All ILP/TLPs (%)</b>	<b>Provider Performance (%)*</b>	<b>Possible Points (Weight)</b>	<b>Provider Points Earned</b>
<b>OPM Monitoring Reviews</b>				
Annual Comprehensive Reviews	81%	Not Yet Conducted		
Safety Reviews	92%	77%	10	7.67
<b>Monitoring Sub-Total</b>			<b>10</b>	<b>7.67</b>
<b>ILP/TLP Safety Outcomes</b>				
Incidence of Maltreatment	0.00%	No Substantiated Reports	3	3.00
Staff Training/Foundations	64%	75%	5	3.75
Staff Safety Checks	93%	83%	5	4.15
<b>Safety Sub-Total</b>			<b>13</b>	<b>10.90</b>
<b>ILP/TLP Permanency Outcomes</b>				
Placement Stability	91%	72%	3	2.16
<b>Permanency Sub-Total</b>			<b>3</b>	<b>2.16</b>
<b>ILP/TLP Well-Being Outcomes</b>				
EPSDT Medical Visits	85%	93%	4	3.72
EPSDT Dental Visits	80%	100%	4	4.00
Academic Supports	49%	77%	2	1.54
Provider ECEM Visits	78%	79%	4	3.16
Placements with Siblings	No Data	50%	Not Scored	Not Scored
Placements within Legal County	28%	0%	Not Scored	Not Scored
<b>Well-Being Sub-Total</b>			<b>14</b>	<b>12.42</b>
<b>ILP/TLP Specialty Outcomes</b>				
Academic/Career Development	48%	79%	10	7.90
Ind Living Skills Provision	66%	68%	15	10.20
Financial Independence	50%	71%	5	3.55
WTLP/Life Coach	72%	82%	15	12.30
<b>Specialty Sub-Total</b>			<b>45</b>	<b>33.95</b>
*Performance calculation descriptions can be found in the FY 2019 RBWO PBP Measurements and Standards Guide.				

**Monitoring & Outcomes: Possible Points = 85**

**Points Earned = 67.10**



## Performance-Based Placement Measures

### RBWO Provider GA+SCORECARD - ILP/TLP

Report Quarter: Q4 FY2019

<b>Score Before Incentives Credit</b>	<b>78.94%</b>
<b>Incentives Awarded</b>	<b>10.00 pts</b>
<b>PBP Verification</b>	<b>N/A pts</b>
<b>Total Score</b>	<b>88.94%</b>

#### Provider/Program Name: Rosaleana's Community Development Center Inc. - (5270) - ILP

Program Census Information:		# Children in Care During Quarter: 18	# Placements During Quarter: 18	# Children in Care On Last Day: 11
ILP/TLP Incentive Credits	Avg Performance All ILP/TLPs (Points)	Provider Performance (%)*	Possible Points (Weight)	Provider Points Earned
No DOC Involvement		71%	5	3.55
Community Connections		88%	4	3.52
Positive Permanency Connections		0%	5	0.00
HS Grad/GED/Prof or Trade Certificate/College		N/A	10/5/5/1	10.00
Part-Time Employment with Medical Benefits		14%	10	1.40
Living Arrangements at Discharge		29%	10	2.90
Additional Academic Supports		6%	2	0.12
Additional IL Skills Provision		38%	5	1.90
Active Agency Accreditation		0%	4	0.00
Staff Clinical Licensure		0%	5	0.00
<b>Incentives Total</b>	<b>14.62</b>			<b>23.39</b>

\*Performance calculation descriptions can be found in the FY 2019 RBWO PBP Measurements and Standards Guide.

#### Child Protective Services Investigations and Dispositions

The following investigations data, which is not used for scoring but is considered significant to a provider's performance, is from Georgia SHINES and is not considered final or complete until the end of the fiscal year.

Total Reports:	0	
Number Screened In:	0	
Number Screened Out:	0	
Number Substantiated:	0	
Number Unsubstantiated:	0	
Number Active CPS Investigations:	0	

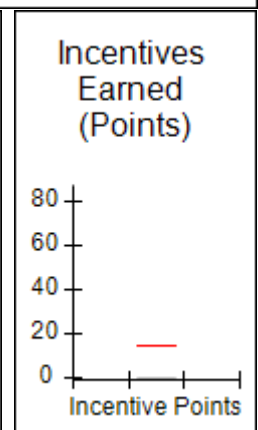
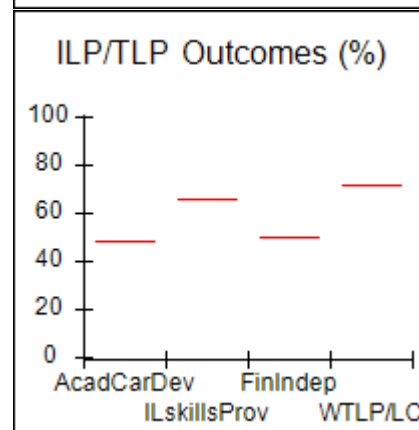
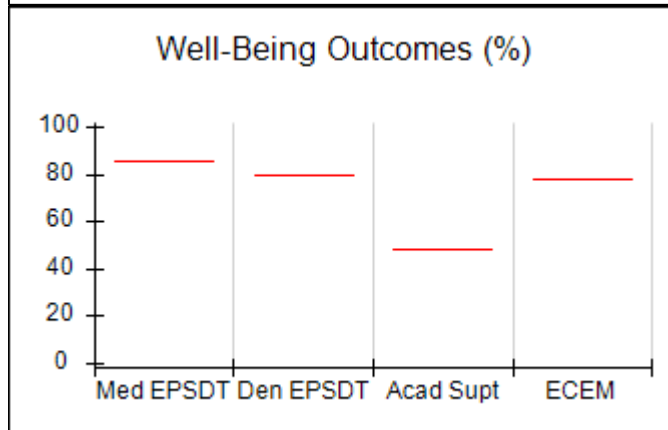
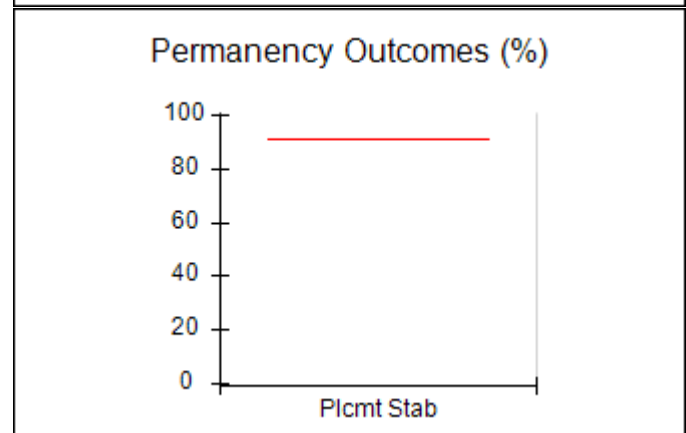
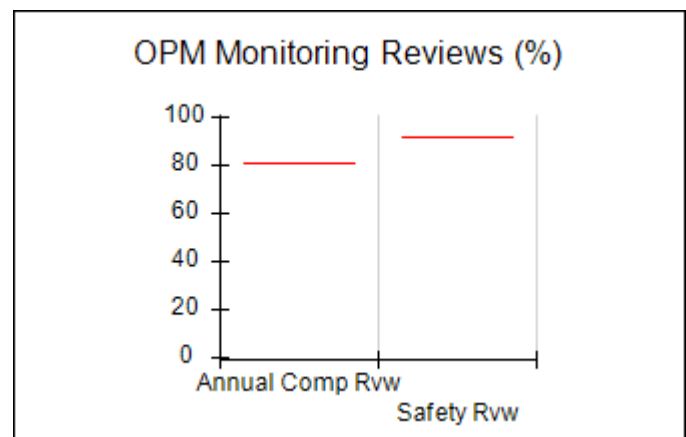
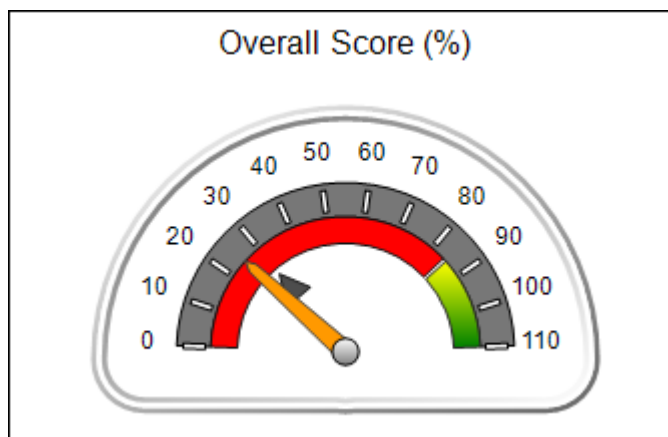


## Performance-Based Placement Measures RBWO Provider GA+SCORECARD - ILP/TLP

Report Quarter: Q4 FY2019

Provider/Program Name: Rosaleana's Community Development Center Inc. - Glenrose Gardens (5393) - ILP			
85 Mount Zion Rd. SW, Atlanta, GA 30354	Quarterly Scores (Grades)		Current Quarter Score (Grade)
Phone: 404-863-7444	Q1: (N/A)	Q2: 91.33 (A-)	<b>25.00%</b>
Vendor ID# 162565	Q3: 103.50 (A+)	Q4: 25.00 (F)	<b>(F)</b>
Program Census Information:	# Children in Care During Quarter: 0	# Placements During Quarter: 0	# Children in Care On Last Day: 0
Quarterly Provider Comparisons to All ILP/TLPs			

▼ — indicates average for all ILP/TLPs





## Performance-Based Placement Measures

### RBWO Provider GA+SCORECARD - ILP/TLP

Report Quarter: Q4 FY2019

<b>Provider/Program Name: Rosaleana's Community Development Center Inc. - Glenrose Gardens (5393) - ILP</b>				
85 Mount Zion Rd. SW, Atlanta, GA 30354	Quarterly Scores (Grades)		Current Quarter Score (Grade)	
Phone: 404-863-7444	Q1: (N/A)	Q2: 91.33 (A-)	<b>25.00%</b>	
Vendor ID# 162565	Q3: 103.50 (A+)	Q4: 25.00 (F)	<b>(F)</b>	
Program Census Information:	# Children in Care During Quarter: 0	# Placements During Quarter: 0	# Children in Care On Last Day: 0	
	Avg Performance All ILP/TLPs (%)	Provider Performance (%)*	Possible Points (Weight)	Provider Points Earned
<b>OPM Monitoring Reviews</b>				
Annual Comprehensive Reviews	81%	Not Yet Conducted		
Safety Reviews	92%	Not Yet Conducted		
<b>Monitoring Sub-Total</b>				<b>0.00</b>
<b>ILP/TLP Safety Outcomes</b>				
Incidence of Maltreatment	0.00%	Not Eligible		
Staff Training/Foundations	64%	50%	6.5	3.25
Staff Safety Checks	93%	Not Eligible		
<b>Safety Sub-Total</b>			<b>13</b>	<b>3.25</b>
<b>ILP/TLP Permanency Outcomes</b>				
Placement Stability	91%	Not Eligible		
<b>Permanency Sub-Total</b>			<b>N/A</b>	
<b>ILP/TLP Well-Being Outcomes</b>				
EPSDT Medical Visits	85%	Not Eligible		
EPSDT Dental Visits	80%	Not Eligible		
Academic Supports	49%	Not Eligible		
Provider ECEM Visits	78%	Not Eligible		
Placements with Siblings	No Data	Not Eligible	Not Scored	Not Scored
Placements within Legal County	28%	Not Eligible	Not Scored	Not Scored
<b>Well-Being Sub-Total</b>			<b>N/A</b>	
<b>ILP/TLP Specialty Outcomes</b>				
Academic/Career Development	48%	Not Eligible		
Ind Living Skills Provision	66%	Not Eligible		
Financial Independence	50%	Not Eligible		
WTLP/Life Coach	72%	Not Eligible		
<b>Specialty Sub-Total</b>			<b>N/A</b>	
*Performance calculation descriptions can be found in the FY 2019 RBWO PBP Measurements and Standards Guide.				

Monitoring &amp; Outcomes: Possible Points = 13

Points Earned = 03.25



## Performance-Based Placement Measures

### RBWO Provider GA+SCORECARD - ILP/TLP

Report Quarter: Q4 FY2019

<b>Score Before Incentives Credit</b>	<b>25.00%</b>
<b>Incentives Awarded</b>	<b>00.00 pts</b>
<b>PBP Verification</b>	<b>N/A pts</b>
<b>Total Score</b>	<b>25.00%</b>

#### Provider/Program Name: Rosaleana's Community Development Center Inc. - Glenrose Gardens (5393) - ILP

Program Census Information:		# Children in Care During Quarter: 0	# Placements During Quarter: 0	# Children in Care On Last Day: 0
ILP/TLP Incentive Credits	Avg Performance All ILP/TLPs (Points)	Provider Performance (%)*	Possible Points (Weight)	Provider Points Earned
No DOC Involvement		Not Eligible	5	
Community Connections		Not Eligible	4	
Positive Permanency Connections		Not Eligible	5	
HS Grad/GED/Prof or Trade Certificate/College		N/A	10/5/5/1	
Part-Time Employment with Medical Benefits		Not Eligible	10	
Living Arrangements at Discharge		Not Eligible	10	
Additional Academic Supports		Not Eligible	2	
Additional IL Skills Provision		Not Eligible	5	
Active Agency Accreditation		0%	4	0.00
Staff Clinical Licensure		0%	5	0.00
<b>Incentives Total</b>	<b>14.62</b>			<b>0.00</b>

\*Performance calculation descriptions can be found in the FY 2019 RBWO PBP Measurements and Standards Guide.

#### Child Protective Services Investigations and Dispositions

The following investigations data, which is not used for scoring but is considered significant to a provider's performance, is from Georgia SHINES and is not considered final or complete until the end of the fiscal year.

Total Reports:	0
Number Screened In:	0
Number Screened Out:	0
Number Substantiated:	0
Number Unsubstantiated:	0
Number Active CPS Investigations:	0





# Performance-Based Placement Measures RBWO Provider GA+SCORECARD - ILP/TLP


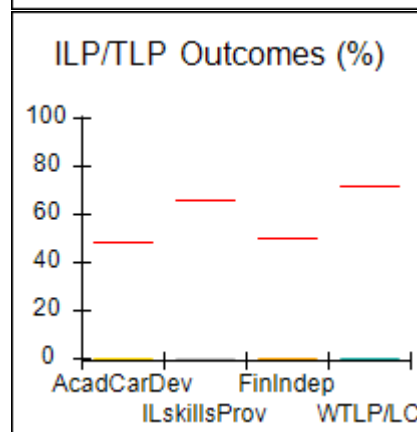
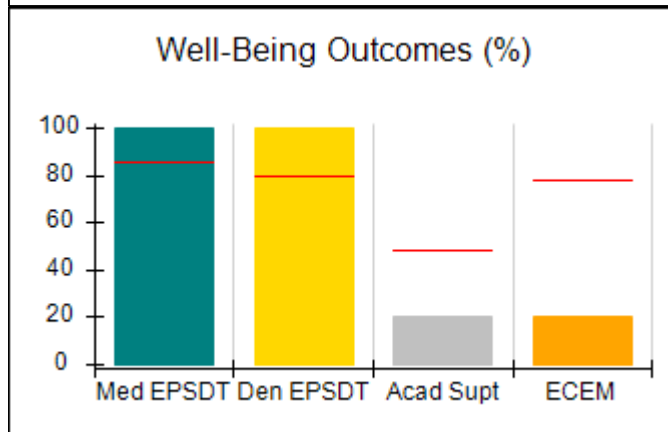
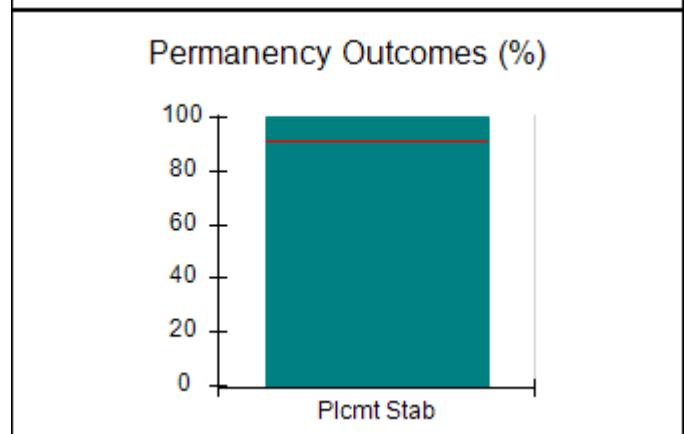
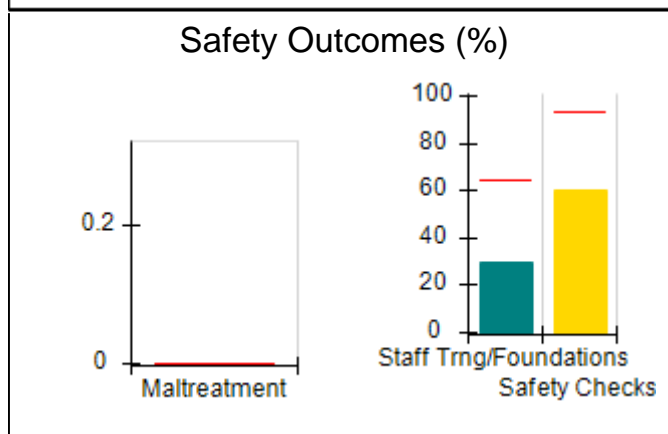
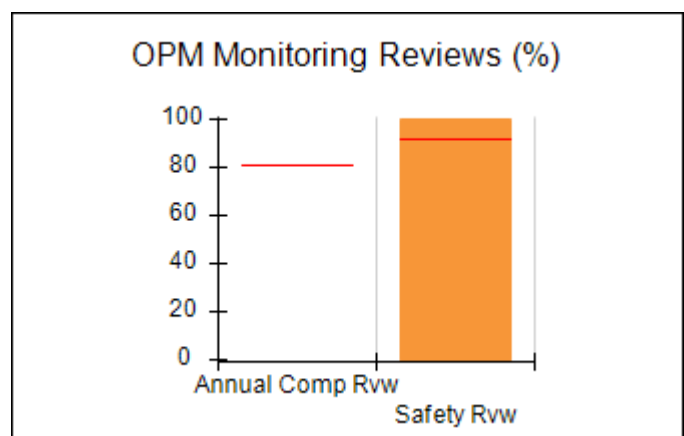
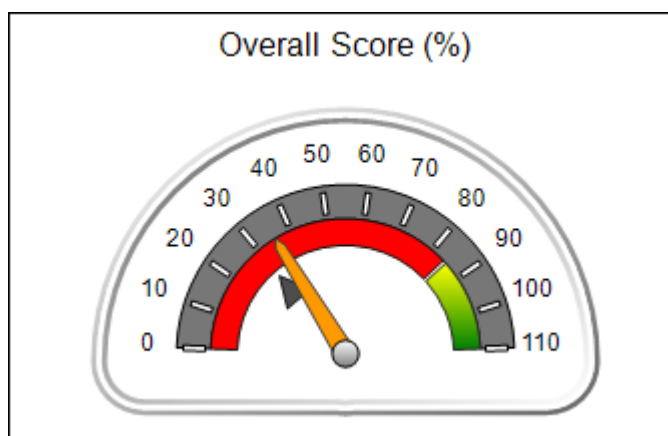
Report Quarter: Q4 FY2019

**Provider/Program Name: Safe Harbor Children's Center, Inc. - Hamer House (5398) - TLP**

2016 Atlanta Ave., Brunswick, GA 31520	Quarterly Scores (Grades)		Current Quarter Score (Grade)
Phone: 9122758480	Q1: (N/A)	Q2: (N/A)	<b>35.34%</b>
Vendor ID# 163580	Q3: 48.71 (F)	Q4: 35.34 (F)	<b>(F)</b>
Program Census Information:	# Children in Care During Quarter: 3	# Placements During Quarter: 3	# Children in Care On Last Day: 3

## Quarterly Provider Comparisons to All ILP/TLPs

▼ — indicates average for all ILP/TLPs





# Performance-Based Placement Measures

## RBWO Provider GA+SCORECARD - ILP/TLP

Report Quarter: Q4 FY2019

**Provider/Program Name: Safe Harbor Children's Center, Inc. - Hamer House (5398) - TLP**

2016 Atlanta Ave., Brunswick, GA 31520	Quarterly Scores (Grades)		Current Quarter Score (Grade)
Phone: 9122758480	Q1: (N/A)	Q2: (N/A)	<b>35.34%</b>
Vendor ID# 163580	Q3: 48.71 (F)	Q4: 35.34 (F)	<b>(F)</b>

Program Census Information:	# Children in Care During Quarter: 3	# Placements During Quarter: 3	# Children in Care On Last Day: 3
-----------------------------	--------------------------------------	--------------------------------	-----------------------------------

	Avg Performance All ILP/TLPs (%)	Provider Performance (%)*	Possible Points (Weight)	Provider Points Earned
--	----------------------------------	---------------------------	--------------------------	------------------------

**OPM Monitoring Reviews**

Annual Comprehensive Reviews	81%	Not Yet Conducted		
Safety Reviews	92%	100%	10	10.00
<b>Monitoring Sub-Total</b>			<b>10</b>	<b>10.00</b>

**ILP/TLP Safety Outcomes**

Incidence of Maltreatment	0.00%	No Substantiated Reports	3	3.00
Staff Training/Foundations	64%	30%	5	1.50
Staff Safety Checks	93%	60%	5	3.00
<b>Safety Sub-Total</b>			<b>13</b>	<b>7.50</b>

**ILP/TLP Permanency Outcomes**

Placement Stability	91%	100%	3	3.00
<b>Permanency Sub-Total</b>			<b>3</b>	<b>3.00</b>

**ILP/TLP Well-Being Outcomes**

EPSDT Medical Visits	85%	100%	4	4.00
EPSDT Dental Visits	80%	100%	4	4.00
Academic Supports	49%	20%	2	0.40
Provider ECEM Visits	78%	20%	4	0.80
Placements with Siblings	No Data	Not Eligible	Not Scored	Not Scored
Placements within Legal County	28%	100%	Not Scored	Not Scored
<b>Well-Being Sub-Total</b>			<b>14</b>	<b>9.20</b>

**ILP/TLP Specialty Outcomes**

Academic/Career Development	48%	0%	10	0.00
Ind Living Skills Provision	66%	0%	15	0.00
Financial Independence	50%	0%	5	0.00
WTLP/Life Coach	72%	0%	15	0.00
<b>Specialty Sub-Total</b>			<b>45</b>	<b>0.00</b>

\*Performance calculation descriptions can be found in the FY 2019 RBWO PBP Measurements and Standards Guide.

<b>Monitoring &amp; Outcomes: Possible Points = 85</b>	<b>Points Earned = 29.70</b>
--------------------------------------------------------	------------------------------



## Performance-Based Placement Measures

### RBWO Provider GA+SCORECARD - ILP/TLP

Report Quarter: Q4 FY2019

<b>Score Before Incentives Credit</b>	<b>34.94%</b>
<b>Incentives Awarded</b>	<b>00.40 pts</b>
<b>PBP Verification</b>	<b>0.00 pts</b>
<b>Total Score</b>	<b>35.34%</b>

#### Provider/Program Name: Safe Harbor Children's Center, Inc. - Hamer House (5398) - TLP

Program Census Information:		# Children in Care During Quarter: 3	# Placements During Quarter: 3	# Children in Care On Last Day: 3
ILP/TLP Incentive Credits	Avg Performance All ILP/TLPs (Points)	Provider Performance (%)*	Possible Points (Weight)	Provider Points Earned
No DOC Involvement		0%	5	0.00
Community Connections		0%	4	0.00
Positive Permanency Connections		0%	5	0.00
HS Grad/GED/Prof or Trade Certificate/College		N/A	10/5/5/1	
Part-Time Employment with Medical Benefits		Not Eligible	10	
Living Arrangements at Discharge		Not Eligible	10	
Additional Academic Supports		20%	2	0.40
Additional IL Skills Provision		0%	5	0.00
Active Agency Accreditation		0%	4	0.00
Staff Clinical Licensure		0%	5	0.00
<b>Incentives Total</b>	<b>14.62</b>			<b>0.40</b>

\*Performance calculation descriptions can be found in the FY 2019 RBWO PBP Measurements and Standards Guide.

#### Child Protective Services Investigations and Dispositions

The following investigations data, which is not used for scoring but is considered significant to a provider's performance, is from Georgia SHINES and is not considered final or complete until the end of the fiscal year.

Total Reports:	0
Number Screened In:	0
Number Screened Out:	0
Number Substantiated:	0
Number Unsubstantiated:	0
Number Active CPS Investigations:	0



## Performance-Based Placement Measures RBWO Provider GA+SCORECARD - ILP/TLP

Report Quarter: Q4 FY2019

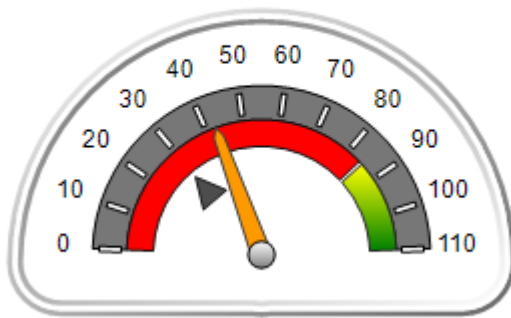
**Provider/Program Name: Serenity House of Atlanta Ministries Inc. - (5353) - ILP**

60 Bethea Way, Covington, GA 30016	Quarterly Scores (Grades)		Current Quarter Score (Grade)
Phone: 678-231-4002	Q1: 34.71 (F)	Q2: 29.41 (F)	<b>42.50%</b>
Vendor ID# 159741	Q3: 32.24 (F)	Q4: 42.50 (F)	<b>(F)</b>
Program Census Information:	# Children in Care During Quarter: 4	# Placements During Quarter: 4	# Children in Care On Last Day: 3

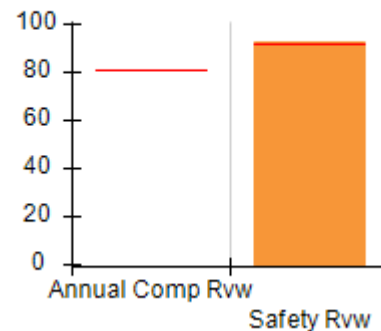
### Quarterly Provider Comparisons to All ILP/TLPs

▼ — indicates average for all ILP/TLPs

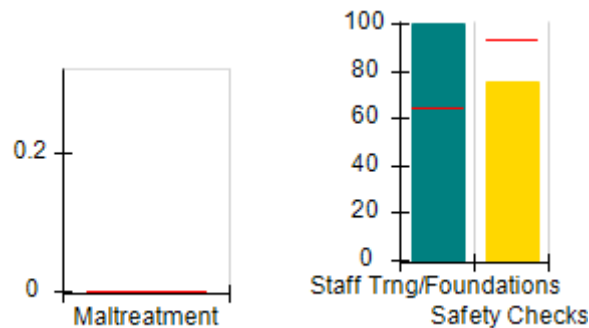
Overall Score (%)



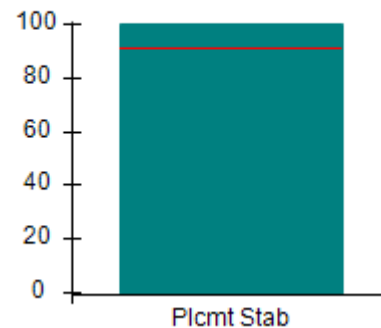
OPM Monitoring Reviews (%)



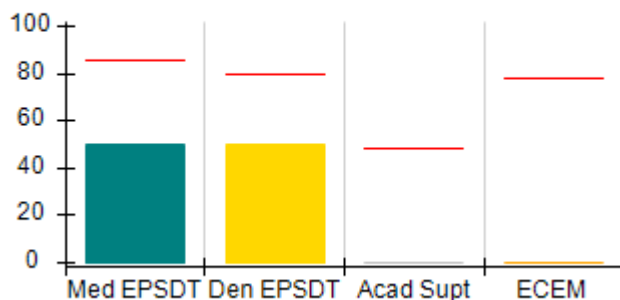
Safety Outcomes (%)



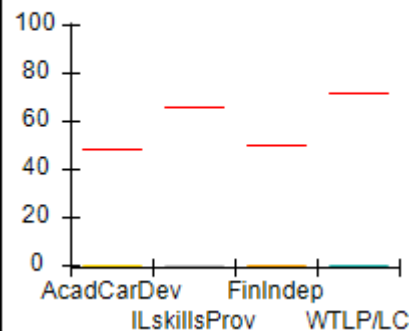
Permanency Outcomes (%)



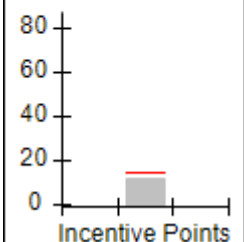
Well-Being Outcomes (%)



ILP/TLP Outcomes (%)



Incentives Earned (Points)





## Performance-Based Placement Measures

### RBWO Provider GA+SCORECARD - ILP/TLP

Report Quarter: Q4 FY2019

<b>Provider/Program Name: Serenity House of Atlanta Ministries Inc. - (5353) - ILP</b>				
<b>60 Bethea Way, Covington, GA 30016</b>		<b>Quarterly Scores (Grades)</b>		<b>Current Quarter Score (Grade)</b>
<b>Phone: 678-231-4002</b>		<b>Q1: 34.71 (F)</b>	<b>Q2: 29.41 (F)</b>	<b>42.50%</b>
<b>Vendor ID# 159741</b>		<b>Q3: 32.24 (F)</b>	<b>Q4: 42.50 (F)</b>	<b>(F)</b>
Program Census Information:		# Children in Care During Quarter: 4	# Placements During Quarter: 4	# Children in Care On Last Day: 3
	<b>Avg Performance All ILP/TLPs (%)</b>	<b>Provider Performance (%)*</b>	<b>Possible Points (Weight)</b>	<b>Provider Points Earned</b>
<b>OPM Monitoring Reviews</b>				
Annual Comprehensive Reviews	81%	Not Yet Conducted		
Safety Reviews	92%	93%	10	9.25
<b>Monitoring Sub-Total</b>			<b>10</b>	<b>9.25</b>
<b>ILP/TLP Safety Outcomes</b>				
Incidence of Maltreatment	0.00%	Not Eligible		
Staff Training/Foundations	64%	100%	6.5	6.50
Staff Safety Checks	93%	75%	6.5	4.88
<b>Safety Sub-Total</b>			<b>13</b>	<b>11.38</b>
<b>ILP/TLP Permanency Outcomes</b>				
Placement Stability	91%	100%	3	3.00
<b>Permanency Sub-Total</b>			<b>3</b>	<b>3.00</b>
<b>ILP/TLP Well-Being Outcomes</b>				
EPSDT Medical Visits	85%	50%	4	2.00
EPSDT Dental Visits	80%	50%	4	2.00
Academic Supports	49%	0%	2	0.00
Provider ECEM Visits	78%	0%	4	0.00
Placements with Siblings	No Data	Not Eligible	Not Scored	Not Scored
Placements within Legal County	28%	Not Eligible	Not Scored	Not Scored
<b>Well-Being Sub-Total</b>			<b>14</b>	<b>4.00</b>
<b>ILP/TLP Specialty Outcomes</b>				
Academic/Career Development	48%	0%	10	0.00
Ind Living Skills Provision	66%	0%	15	0.00
Financial Independence	50%	0%	5	0.00
WTLP/Life Coach	72%	0%	15	0.00
<b>Specialty Sub-Total</b>			<b>45</b>	<b>0.00</b>
*Performance calculation descriptions can be found in the FY 2019 RBWO PBP Measurements and Standards Guide.				
<b>Monitoring &amp; Outcomes: Possible Points = 85</b>			<b>Points Earned = 27.63</b>	
<b>Score Before Incentives Credit</b>			<b>32.50%</b>	

**Performance-Based Placement Measures**  
**RBWO Provider GA+SCORECARD - ILP/TLP**

Report Quarter: Q4 FY2019

Incentives Awarded	10.00 pts
PBP Verification	N/A pts
<b>Total Score</b>	<b>42.50%</b>

**Provider/Program Name: Serenity House of Atlanta Ministries Inc. - (5353) - ILP**

Program Census Information:		# Children in Care During Quarter: 4	# Placements During Quarter: 4	# Children in Care On Last Day: 3
ILP/TLP Incentive Credits	Avg Performance All ILP/TLPs (Points)	Provider Performance (%)*	Possible Points (Weight)	Provider Points Earned
No DOC Involvement		0%	5	0.00
Community Connections		0%	4	0.00
Positive Permanency Connections		33%	5	1.65
HS Grad/GED/Prof or Trade Certificate/College		N/A	10/5/5/1	
Part-Time Employment with Medical Benefits		0%	10	0.00
Living Arrangements at Discharge		100%	10	10.00
Additional Academic Supports		0%	2	0.00
Additional IL Skills Provision		0%	5	0.00
Active Agency Accreditation		0%	4	0.00
Staff Clinical Licensure		0%	5	0.00
<b>Incentives Total</b>	<b>14.62</b>			<b>11.65</b>

\*Performance calculation descriptions can be found in the FY 2019 RBWO PBP Measurements and Standards Guide.

**Child Protective Services Investigations and Dispositions**

The following investigations data, which is not used for scoring but is considered significant to a provider's performance, is from Georgia SHINES and is not considered final or complete until the end of the fiscal year.

Total Reports:	0	
Number Screened In:	0	
Number Screened Out:	0	
Number Substantiated:	0	
Number Unsubstantiated:	0	
Number Active CPS Investigations:	0	



# Performance-Based Placement Measures RBWO Provider GA+SCORECARD - ILP/TLP

Report Quarter: Q4 FY2019

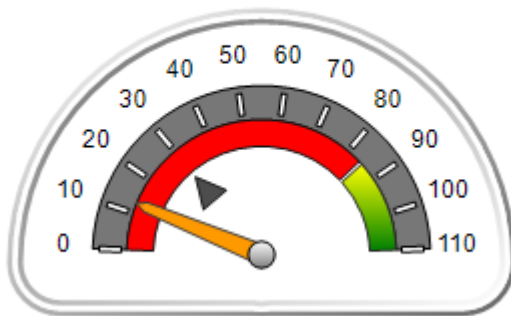
**Provider/Program Name: sheRose, Inc. - (5378) - ILP**

3901 Campbellton Rd. SW, Atlanta, GA 30331	Quarterly Scores (Grades)		Current Quarter Score (Grade)
Phone: 404-620-0747	Q1: (N/A)	Q2: 27.67 (F)	<b>12.67%</b>
Vendor ID# 161876	Q3: 17.00 (F)	Q4: 12.67 (F)	<b>(F)</b>
Program Census Information:	# Children in Care During Quarter: 1	# Placements During Quarter: 1	# Children in Care On Last Day: 1

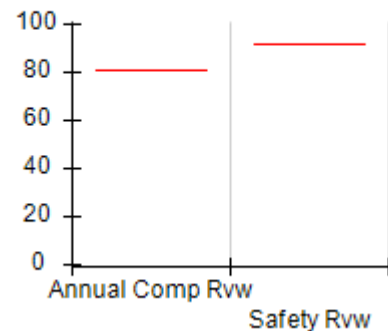
## Quarterly Provider Comparisons to All ILP/TLPs

▼ — indicates average for all ILP/TLPs

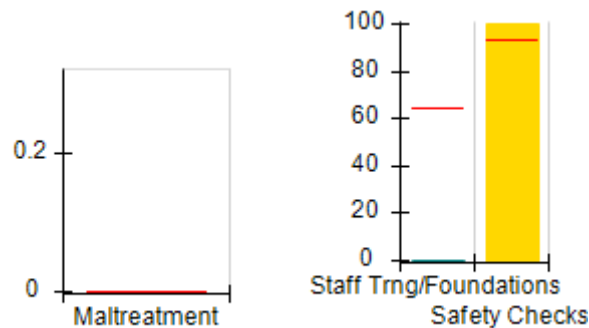
Overall Score (%)



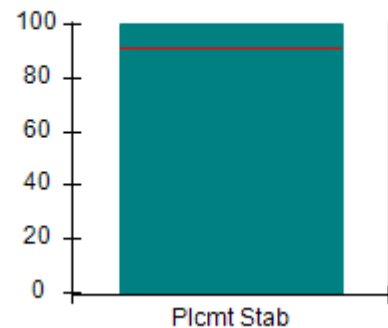
OPM Monitoring Reviews (%)



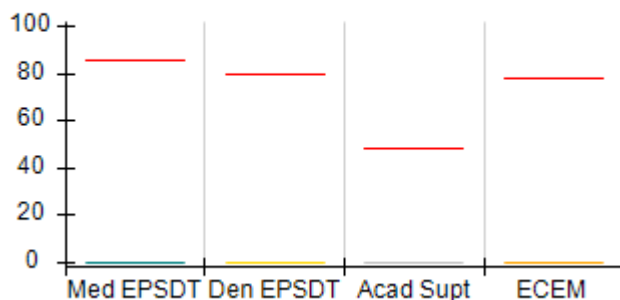
Safety Outcomes (%)



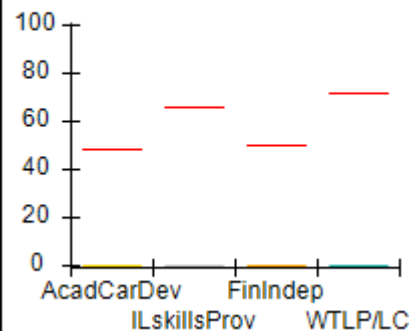
Permanency Outcomes (%)



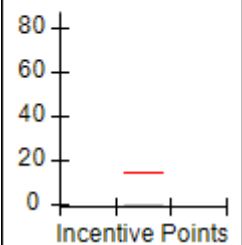
Well-Being Outcomes (%)



ILP/TLP Outcomes (%)



Incentives Earned (Points)





# Performance-Based Placement Measures

## RBWO Provider GA+SCORECARD - ILP/TLP

Report Quarter: Q4 FY2019

**Provider/Program Name: sheRose, Inc. - (5378) - ILP**

<b>3901 Campbellton Rd. SW, Atlanta, GA 30331</b>	<b>Quarterly Scores (Grades)</b>		<b>Current Quarter Score (Grade)</b>
<b>Phone: 404-620-0747</b>	<b>Q1: (N/A)</b>	<b>Q2: 27.67 (F)</b>	<b>12.67%</b>
<b>Vendor ID# 161876</b>	<b>Q3: 17.00 (F)</b>	<b>Q4: 12.67 (F)</b>	<b>(F)</b>

Program Census Information:	# Children in Care During Quarter: 1	# Placements During Quarter: 1	# Children in Care On Last Day: 1
-----------------------------	--------------------------------------	--------------------------------	-----------------------------------

	<b>Avg Performance All ILP/TLPs (%)</b>	<b>Provider Performance (%)*</b>	<b>Possible Points (Weight)</b>	<b>Provider Points Earned</b>
--	-----------------------------------------	----------------------------------	---------------------------------	-------------------------------

**OPM Monitoring Reviews**

Annual Comprehensive Reviews	81%	Not Yet Conducted		
Safety Reviews	92%	Not Yet Conducted		
<b>Monitoring Sub-Total</b>				<b>0.00</b>

**ILP/TLP Safety Outcomes**

Incidence of Maltreatment	0.00%	Not Eligible		
Staff Training/Foundations	64%	0%	6.5	0.00
Staff Safety Checks	93%	100%	6.5	6.50
<b>Safety Sub-Total</b>			<b>13</b>	<b>6.50</b>

**ILP/TLP Permanency Outcomes**

Placement Stability	91%	100%	3	3.00
<b>Permanency Sub-Total</b>			<b>3</b>	<b>3.00</b>

**ILP/TLP Well-Being Outcomes**

EPSDT Medical Visits	85%	0%	4	0.00
EPSDT Dental Visits	80%	0%	4	0.00
Academic Supports	49%	0%	2	0.00
Provider ECEM Visits	78%	0%	4	0.00
Placements with Siblings	No Data	Not Eligible	Not Scored	Not Scored
Placements within Legal County	28%	Not Eligible	Not Scored	Not Scored
<b>Well-Being Sub-Total</b>			<b>14</b>	<b>0.00</b>

**ILP/TLP Specialty Outcomes**

Academic/Career Development	48%	0%	10	0.00
Ind Living Skills Provision	66%	0%	15	0.00
Financial Independence	50%	0%	5	0.00
WTLP/Life Coach	72%	0%	15	0.00
<b>Specialty Sub-Total</b>			<b>45</b>	<b>0.00</b>

\*Performance calculation descriptions can be found in the FY 2019 RBWO PBP Measurements and Standards Guide.

<b>Monitoring &amp; Outcomes: Possible Points = 80</b>	<b>Points Earned = 09.50</b>
<b>Score Before Incentives Credit</b>	<b>12.67%</b>





## Performance-Based Placement Measures

### RBWO Provider GA+SCORECARD - ILP/TLP

Report Quarter: Q4 FY2019

<b>Incentives Awarded</b>	<b>00.00 pts</b>
<b>PBP Verification</b>	<b>N/A pts</b>
<b>Total Score</b>	<b>12.67%</b>

#### Provider/Program Name: sheRose, Inc. - (5378) - ILP

Program Census Information:		# Children in Care During Quarter: 1	# Placements During Quarter: 1	# Children in Care On Last Day: 1
ILP/TLP Incentive Credits	Avg Performance All ILP/TLPs (Points)	Provider Performance (%)*	Possible Points (Weight)	Provider Points Earned
No DOC Involvement		0%	5	0.00
Community Connections		0%	4	0.00
Positive Permanency Connections		0%	5	0.00
HS Grad/GED/Prof or Trade Certificate/College		N/A	10/5/5/1	
Part-Time Employment with Medical Benefits		Not Eligible	10	
Living Arrangements at Discharge		Not Eligible	10	
Additional Academic Supports		0%	2	0.00
Additional IL Skills Provision		0%	5	0.00
Active Agency Accreditation		0%	4	0.00
Staff Clinical Licensure		0%	5	0.00
<b>Incentives Total</b>	<b>14.62</b>			<b>0.00</b>

\*Performance calculation descriptions can be found in the FY 2019 RBWO PBP Measurements and Standards Guide.

#### Child Protective Services Investigations and Dispositions

The following investigations data, which is not used for scoring but is considered significant to a provider's performance, is from Georgia SHINES and is not considered final or complete until the end of the fiscal year.

Total Reports:	0	
Number Screened In:	0	
Number Screened Out:	0	
Number Substantiated:	0	
Number Unsubstantiated:	0	
Number Active CPS Investigations:	0	


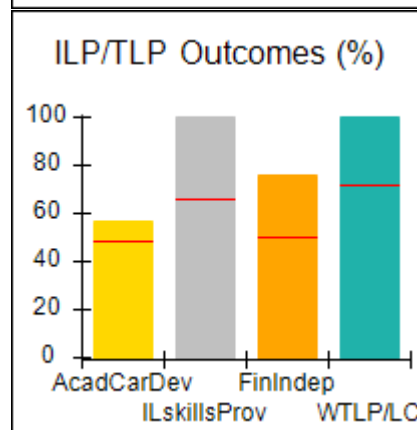
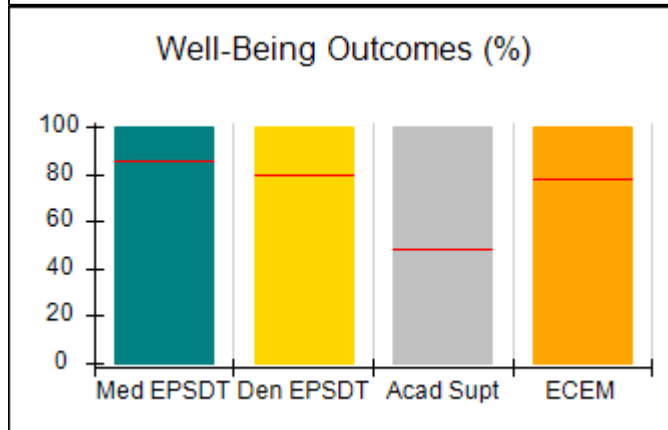
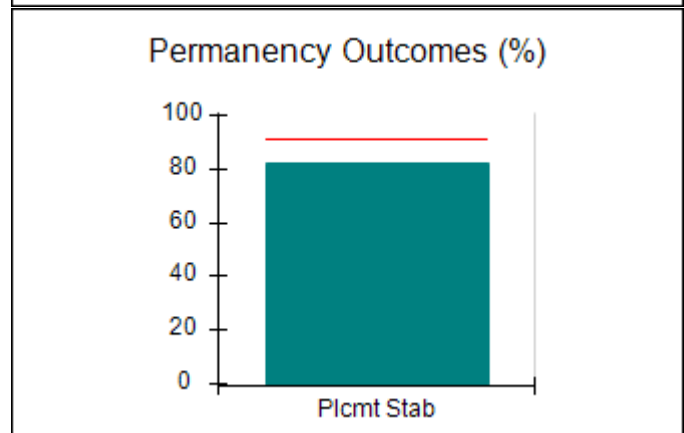
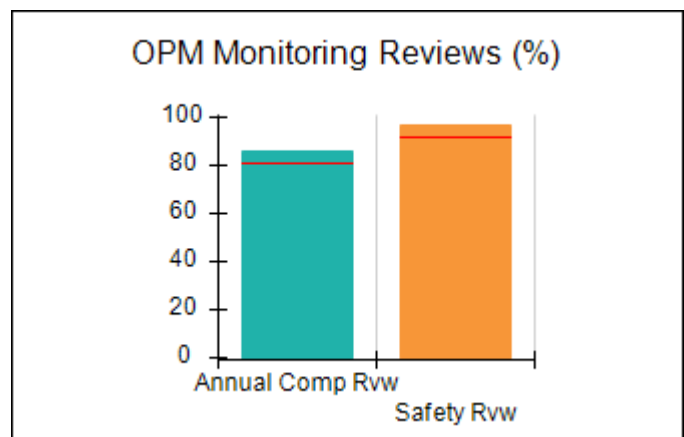
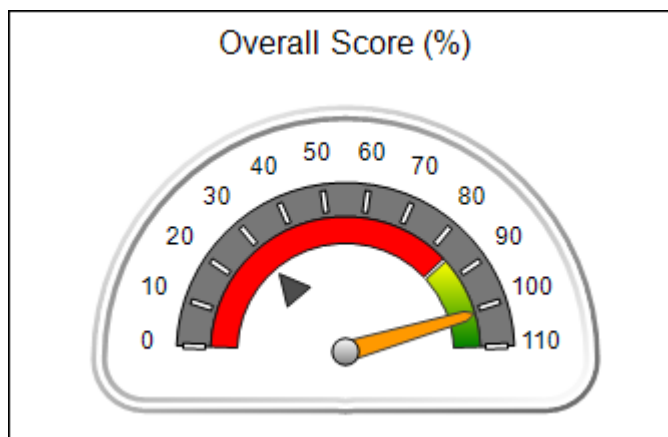


## Performance-Based Placement Measures RBWO Provider GA+SCORECARD - ILP/TLP

Report Quarter: Q4 FY2019

Provider/Program Name: Stroman Account & Property - dba My Sister's Keeper (892) - TLP			
7431 Petunia Dr., Riverdale, GA 30296	Quarterly Scores (Grades)		Current Quarter Score (Grade)
Phone: 770-994-0607	Q1: (N/A)	Q2: (N/A)	<b>100.99%</b>
Vendor ID# 35586	Q3: 101.05 (A+)	Q4: 100.99 (A+)	<b>(A+)</b>
Program Census Information:	# Children in Care During Quarter: 11	# Placements During Quarter: 11	# Children in Care On Last Day: 6
Quarterly Provider Comparisons to All ILP/TLPs			

▼ — indicates average for all ILP/TLPs





## Performance-Based Placement Measures

### RBWO Provider GA+SCORECARD - ILP/TLP

Report Quarter: Q4 FY2019

<b>Provider/Program Name: Stroman Account &amp; Property - dba My Sister's Keeper (892) - TLP</b>				
<b>7431 Petunia Dr., Riverdale, GA 30296</b>	<b>Quarterly Scores (Grades)</b>			<b>Current Quarter Score (Grade)</b>
<b>Phone: 770-994-0607</b>	<b>Q1: (N/A)</b>	<b>Q2: (N/A)</b>	<b>100.99%</b>	
<b>Vendor ID# 35586</b>	<b>Q3: 101.05 (A+)</b>	<b>Q4: 100.99 (A+)</b>	<b>(A+)</b>	
Program Census Information:	# Children in Care During Quarter: 11	# Placements During Quarter: 11	# Children in Care On Last Day: 6	
	<b>Avg Performance All ILP/TLPs (%)</b>	<b>Provider Performance (%)*</b>	<b>Possible Points (Weight)</b>	<b>Provider Points Earned</b>
<b>OPM Monitoring Reviews</b>				
Annual Comprehensive Reviews	81%	86%	15	12.87
Safety Reviews	92%	97%	10	9.66
<b>Monitoring Sub-Total</b>			<b>25</b>	<b>22.53</b>
<b>ILP/TLP Safety Outcomes</b>				
Incidence of Maltreatment	0.00%	No Substantiated Reports	3	3.00
Staff Training/Foundations	64%	90%	5	4.50
Staff Safety Checks	93%	100%	5	5.00
<b>Safety Sub-Total</b>			<b>13</b>	<b>12.50</b>
<b>ILP/TLP Permanency Outcomes</b>				
Placement Stability	91%	82%	3	2.46
<b>Permanency Sub-Total</b>			<b>3</b>	<b>2.46</b>
<b>ILP/TLP Well-Being Outcomes</b>				
EPSDT Medical Visits	85%	100%	4	4.00
EPSDT Dental Visits	80%	100%	4	4.00
Academic Supports	49%	100%	2	2.00
Provider ECEM Visits	78%	100%	4	4.00
Placements with Siblings	No Data	0%	Not Scored	Not Scored
Placements within Legal County	28%	20%	Not Scored	Not Scored
<b>Well-Being Sub-Total</b>			<b>14</b>	<b>14.00</b>
<b>ILP/TLP Specialty Outcomes</b>				
Academic/Career Development	48%	57%	10	5.70
Ind Living Skills Provision	66%	100%	15	15.00
Financial Independence	50%	76%	5	3.80
WTLP/Life Coach	72%	100%	15	15.00
<b>Specialty Sub-Total</b>			<b>45</b>	<b>39.50</b>
*Performance calculation descriptions can be found in the FY 2019 RBWO PBP Measurements and Standards Guide.				

**Monitoring & Outcomes: Possible Points = 100**
**Points Earned = 90.99**



## Performance-Based Placement Measures

### RBWO Provider GA+SCORECARD - ILP/TLP

Report Quarter: Q4 FY2019

<b>Score Before Incentives Credit</b>	<b>90.99%</b>
<b>Incentives Awarded</b>	<b>10.00 pts</b>
<b>PBP Verification</b>	<b>N/A pts</b>
<b>Total Score</b>	<b>100.99%</b>

#### Provider/Program Name: Stroman Account & Property - dba My Sister's Keeper (892) - TLP

Program Census Information:		# Children in Care During Quarter: 11	# Placements During Quarter: 11	# Children in Care On Last Day: 6
ILP/TLP Incentive Credits	Avg Performance All ILP/TLPs (Points)	Provider Performance (%)*	Possible Points (Weight)	Provider Points Earned
No DOC Involvement		100%	5	5.00
Community Connections		75%	4	3.00
Positive Permanency Connections		0%	5	0.00
HS Grad/GED/Prof or Trade Certificate/College		N/A	10/5/5/1	10.00
Part-Time Employment with Medical Benefits		0%	10	0.00
Living Arrangements at Discharge		0%	10	0.00
Additional Academic Supports		9%	2	0.18
Additional IL Skills Provision		0%	5	0.00
Active Agency Accreditation		0%	4	0.00
Staff Clinical Licensure		0%	5	0.00
<b>Incentives Total</b>	<b>14.62</b>			<b>18.18</b>

\*Performance calculation descriptions can be found in the FY 2019 RBWO PBP Measurements and Standards Guide.

#### Child Protective Services Investigations and Dispositions

The following investigations data, which is not used for scoring but is considered significant to a provider's performance, is from Georgia SHINES and is not considered final or complete until the end of the fiscal year.

Total Reports:	0
Number Screened In:	0
Number Screened Out:	0
Number Substantiated:	0
Number Unsubstantiated:	0
Number Active CPS Investigations:	0



## Performance-Based Placement Measures

### RBWO Provider GA+SCORECARD - ILP/TLP

Report Quarter: Q4 FY2019

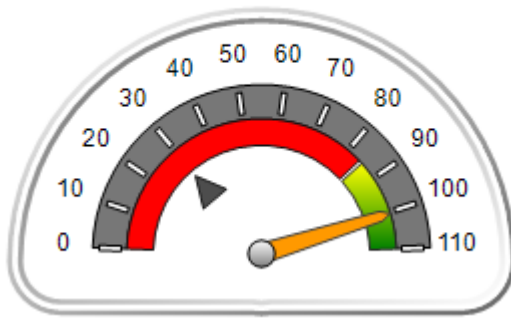
**Provider/Program Name: Stroman Account & Property - dba My Sister's Keeper, Hampton Rd. (5157) - ILP**

5250 Hampton Drive, College Park, GA 30349	Quarterly Scores (Grades)		Current Quarter Score (Grade)
Phone: 770-994-0607	Q1: 90.38 (A-)	Q2: 102.27 (A+)	<b>100.41%</b>
Vendor ID# 117923	Q3: 99.21 (A+)	Q4: 100.41 (A+)	<b>(A+)</b>
Program Census Information:	# Children in Care During Quarter: 5	# Placements During Quarter: 5	# Children in Care On Last Day: 2

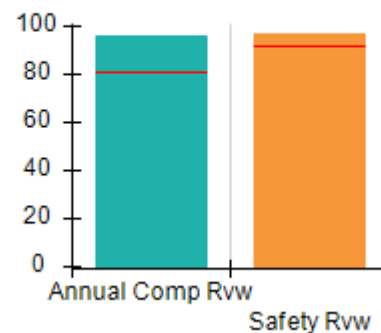
### Quarterly Provider Comparisons to All ILP/TLPs

indicates average for all ILP/TLPs

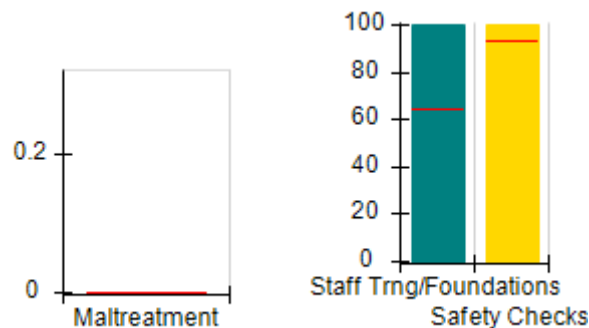
Overall Score (%)



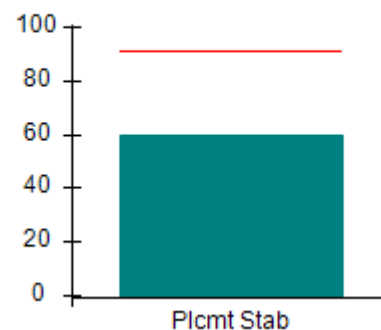
OPM Monitoring Reviews (%)



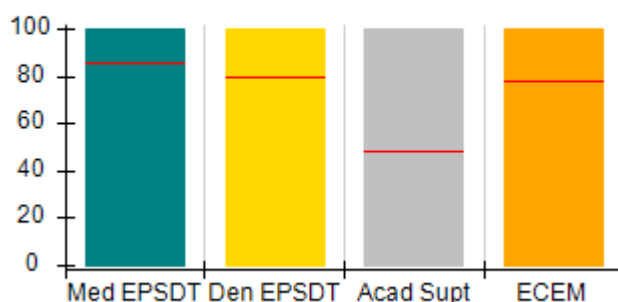
Safety Outcomes (%)



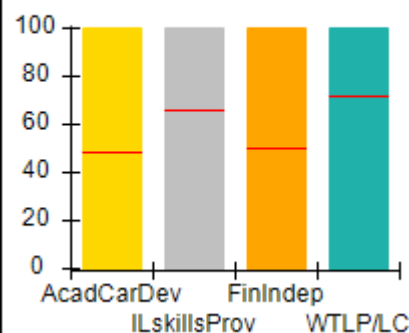
Permanency Outcomes (%)



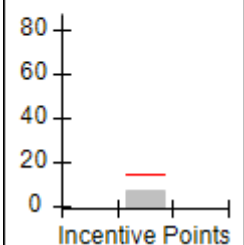
Well-Being Outcomes (%)



ILP/TLP Outcomes (%)



Incentives Earned (Points)





## Performance-Based Placement Measures

### RBWO Provider GA+SCORECARD - ILP/TLP

Report Quarter: Q4 FY2019

<b>Provider/Program Name: Stroman Account &amp; Property - dba My Sister's Keeper, Hampton Rd. (5157) - ILP</b>				
<b>5250 Hampton Drive, College Park, GA 30349</b>	<b>Quarterly Scores (Grades)</b>			<b>Current Quarter Score (Grade)</b>
<b>Phone: 770-994-0607</b>	<b>Q1: 90.38 (A-)</b>	<b>Q2: 102.27 (A+)</b>	<b>100.41%</b>	
<b>Vendor ID# 117923</b>	<b>Q3: 99.21 (A+)</b>	<b>Q4: 100.41 (A+)</b>	<b>(A+)</b>	
Program Census Information:	# Children in Care During Quarter: 5	# Placements During Quarter: 5	# Children in Care On Last Day: 2	
	<b>Avg Performance All ILP/TLPs (%)</b>	<b>Provider Performance (%)*</b>	<b>Possible Points (Weight)</b>	<b>Provider Points Earned</b>
<b>OPM Monitoring Reviews</b>				
Annual Comprehensive Reviews	81%	96%	15	14.46
Safety Reviews	92%	97%	10	9.65
<b>Monitoring Sub-Total</b>			<b>25</b>	<b>24.11</b>
<b>ILP/TLP Safety Outcomes</b>				
Incidence of Maltreatment	0.00%	No Substantiated Reports	3	3.00
Staff Training/Foundations	64%	100%	5	5.00
Staff Safety Checks	93%	100%	5	5.00
<b>Safety Sub-Total</b>			<b>13</b>	<b>13.00</b>
<b>ILP/TLP Permanency Outcomes</b>				
Placement Stability	91%	60%	3	1.80
<b>Permanency Sub-Total</b>			<b>3</b>	<b>1.80</b>
<b>ILP/TLP Well-Being Outcomes</b>				
EPSDT Medical Visits	85%	100%	4	4.00
EPSDT Dental Visits	80%	100%	4	4.00
Academic Supports	49%	100%	2	2.00
Provider ECEM Visits	78%	100%	4	4.00
Placements with Siblings	No Data	0%	Not Scored	Not Scored
Placements within Legal County	28%	0%	Not Scored	Not Scored
<b>Well-Being Sub-Total</b>			<b>14</b>	<b>14.00</b>
<b>ILP/TLP Specialty Outcomes</b>				
Academic/Career Development	48%	100%	10	10.00
Ind Living Skills Provision	66%	100%	15	15.00
Financial Independence	50%	100%	5	5.00
WTLP/Life Coach	72%	100%	15	15.00
<b>Specialty Sub-Total</b>			<b>45</b>	<b>45.00</b>
*Performance calculation descriptions can be found in the FY 2019 RBWO PBP Measurements and Standards Guide.				

Monitoring &amp; Outcomes: Possible Points = 100

Points Earned = 97.91



## Performance-Based Placement Measures

### RBWO Provider GA+SCORECARD - ILP/TLP

Report Quarter: Q4 FY2019

<b>Score Before Incentives Credit</b>	<b>97.91%</b>
<b>Incentives Awarded</b>	<b>07.50 pts</b>
<b>PBP Verification</b>	<b>-5.00 pts</b>
<b>Total Score</b>	<b>100.41%</b>

#### Provider/Program Name: Stroman Account & Property - dba My Sister's Keeper, Hampton Rd. (5157) - ILP

Program Census Information:		# Children in Care During Quarter: 5	# Placements During Quarter: 5	# Children in Care On Last Day: 2
ILP/TLP Incentive Credits	Avg Performance All ILP/TLPs (Points)	Provider Performance (%)*	Possible Points (Weight)	Provider Points Earned
No DOC Involvement		100%	5	5.00
Community Connections		Not Eligible	4	
Positive Permanency Connections		Not Eligible	5	
HS Grad/GED/Prof or Trade Certificate/College		N/A	10/5/5/1	
Part-Time Employment with Medical Benefits		0%	10	0.00
Living Arrangements at Discharge		25%	10	2.50
Additional Academic Supports		Not Eligible	2	
Additional IL Skills Provision		0%	5	0.00
Active Agency Accreditation		0%	4	0.00
Staff Clinical Licensure		0%	5	0.00
<b>Incentives Total</b>	<b>14.62</b>			<b>7.50</b>

\*Performance calculation descriptions can be found in the FY 2019 RBWO PBP Measurements and Standards Guide.

#### Child Protective Services Investigations and Dispositions

The following investigations data, which is not used for scoring but is considered significant to a provider's performance, is from Georgia SHINES and is not considered final or complete until the end of the fiscal year.

Total Reports:	0
Number Screened In:	0
Number Screened Out:	0
Number Substantiated:	0
Number Unsubstantiated:	0
Number Active CPS Investigations:	0



## Performance-Based Placement Measures RBWO Provider GA+SCORECARD - ILP/TLP


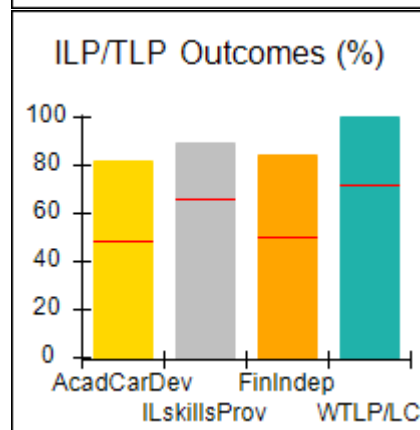
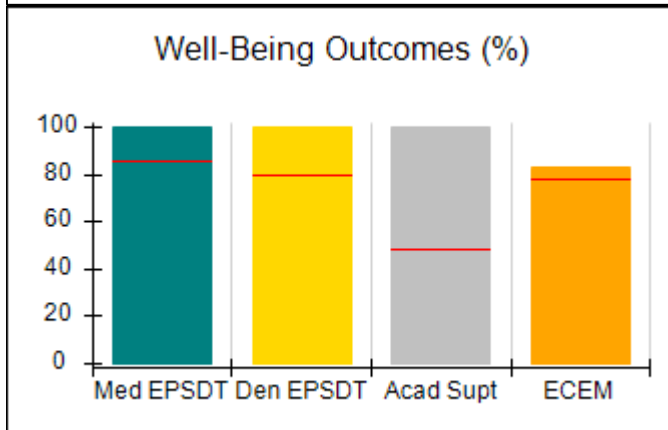
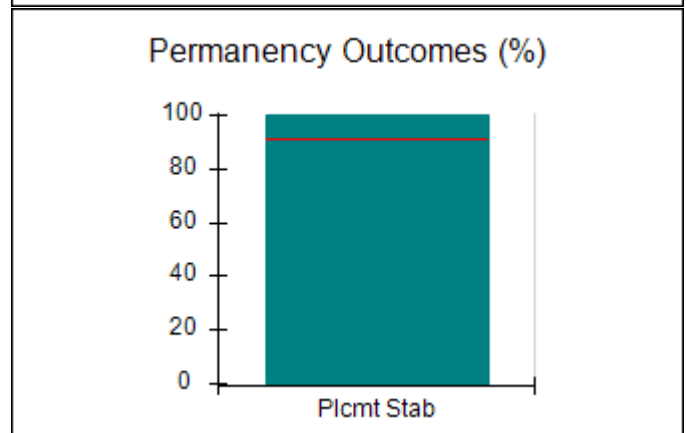
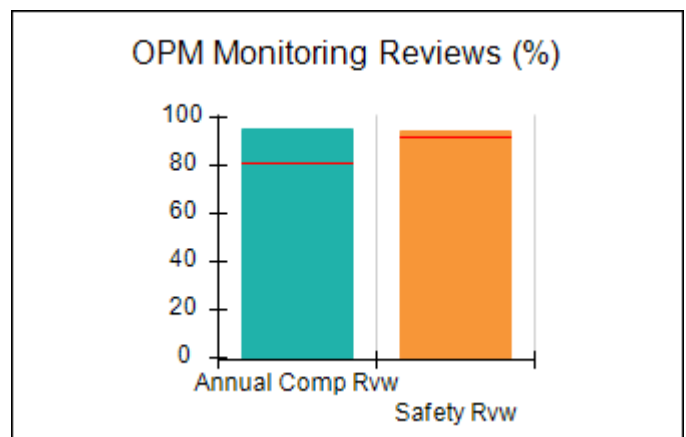
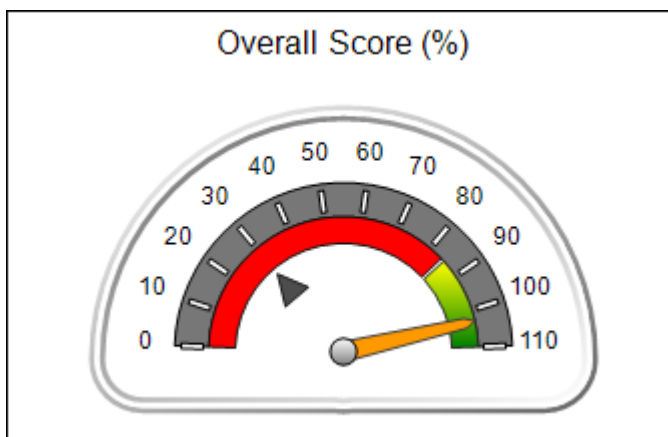
Report Quarter: Q4 FY2019

**Provider/Program Name: Stroman Account & Property - dba My Sister's Keeper, Riverdale Rd. (5156) - ILP**

6030 Riverdale Rd., College Park, GA 30296	Quarterly Scores (Grades)		Current Quarter Score (Grade)
Phone: 770-994-0607	Q1: 78.29 (C+)	Q2: 103.45 (A+)	<b>103.12%</b>
Vendor ID# 117989	Q3: 103.34 (A+)	Q4: 103.12 (A+)	<b>(A+)</b>
Program Census Information:	# Children in Care During Quarter: 9	# Placements During Quarter: 9	# Children in Care On Last Day: 6

### Quarterly Provider Comparisons to All ILP/TLPs

▼ — indicates average for all ILP/TLPs







## Performance-Based Placement Measures

### RBWO Provider GA+SCORECARD - ILP/TLP

Report Quarter: Q4 FY2019

<b>Provider/Program Name: Stroman Account &amp; Property - dba My Sister's Keeper, Riverdale Rd. (5156) - ILP</b>				
<b>6030 Riverdale Rd., College Park, GA 30296</b>	<b>Quarterly Scores (Grades)</b>			<b>Current Quarter Score (Grade)</b>
<b>Phone: 770-994-0607</b>	<b>Q1: 78.29 (C+)</b>	<b>Q2: 103.45 (A+)</b>	<b>103.12%</b>	
<b>Vendor ID# 117989</b>	<b>Q3: 103.34 (A+)</b>	<b>Q4: 103.12 (A+)</b>	<b>(A+)</b>	
Program Census Information:		# Children in Care During Quarter: 9	# Placements During Quarter: 9	# Children in Care On Last Day: 6
	<b>Avg Performance All ILP/TLPs (%)</b>	<b>Provider Performance (%)*</b>	<b>Possible Points (Weight)</b>	<b>Provider Points Earned</b>
<b>OPM Monitoring Reviews</b>				
Annual Comprehensive Reviews	81%	95%	15	14.31
Safety Reviews	92%	95%	10	9.47
<b>Monitoring Sub-Total</b>			<b>25</b>	<b>23.78</b>
<b>ILP/TLP Safety Outcomes</b>				
Incidence of Maltreatment	0.00%	No Substantiated Reports	3	3.00
Staff Training/Foundations	64%	100%	5	5.00
Staff Safety Checks	93%	100%	5	5.00
<b>Safety Sub-Total</b>			<b>13</b>	<b>13.00</b>
<b>ILP/TLP Permanency Outcomes</b>				
Placement Stability	91%	100%	3	3.00
<b>Permanency Sub-Total</b>			<b>3</b>	<b>3.00</b>
<b>ILP/TLP Well-Being Outcomes</b>				
EPSDT Medical Visits	85%	100%	4	4.00
EPSDT Dental Visits	80%	100%	4	4.00
Academic Supports	49%	100%	2	2.00
Provider ECEM Visits	78%	83%	4	3.32
Placements with Siblings	No Data	0%	Not Scored	Not Scored
Placements within Legal County	28%	33%	Not Scored	Not Scored
<b>Well-Being Sub-Total</b>			<b>14</b>	<b>13.32</b>
<b>ILP/TLP Specialty Outcomes</b>				
Academic/Career Development	48%	82%	10	8.20
Ind Living Skills Provision	66%	89%	15	13.35
Financial Independence	50%	84%	5	4.20
WTLP/Life Coach	72%	100%	15	15.00
<b>Specialty Sub-Total</b>			<b>45</b>	<b>40.75</b>
*Performance calculation descriptions can be found in the FY 2019 RBWO PBP Measurements and Standards Guide.				

Monitoring &amp; Outcomes: Possible Points = 100

Points Earned = 93.85



## Performance-Based Placement Measures

### RBWO Provider GA+SCORECARD - ILP/TLP

Report Quarter: Q4 FY2019

<b>Score Before Incentives Credit</b>	<b>93.85%</b>
<b>Incentives Awarded</b>	<b>10.00 pts</b>
<b>PBP Verification</b>	<b>-0.73 pts</b>
<b>Total Score</b>	<b>103.12%</b>

#### Provider/Program Name: Stroman Account & Property - dba My Sister's Keeper, Riverdale Rd. (5156) - ILP

Program Census Information:		# Children in Care During Quarter: 9	# Placements During Quarter: 9	# Children in Care On Last Day: 6
ILP/TLP Incentive Credits	Avg Performance All ILP/TLPs (Points)	Provider Performance (%)*	Possible Points (Weight)	Provider Points Earned
No DOC Involvement		94%	5	4.70
Community Connections		0%	4	0.00
Positive Permanency Connections		0%	5	0.00
HS Grad/GED/Prof or Trade Certificate/College		N/A	10/5/5/1	10.00
Part-Time Employment with Medical Benefits		0%	10	0.00
Living Arrangements at Discharge		0%	10	0.00
Additional Academic Supports		0%	2	0.00
Additional IL Skills Provision		0%	5	0.00
Active Agency Accreditation		0%	4	0.00
Staff Clinical Licensure		0%	5	0.00
<b>Incentives Total</b>	<b>14.62</b>			<b>14.70</b>

\*Performance calculation descriptions can be found in the FY 2019 RBWO PBP Measurements and Standards Guide.

#### Child Protective Services Investigations and Dispositions

The following investigations data, which is not used for scoring but is considered significant to a provider's performance, is from Georgia SHINES and is not considered final or complete until the end of the fiscal year.

Total Reports:	0
Number Screened In:	0
Number Screened Out:	0
Number Substantiated:	0
Number Unsubstantiated:	0
Number Active CPS Investigations:	0



# Performance-Based Placement Measures RBWO Provider GA+SCORECARD - ILP/TLP

Report Quarter: Q4 FY2019

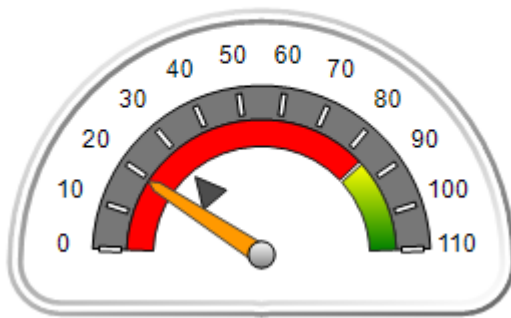
**Provider/Program Name: The Exposure Foundation, Inc. - ILP (5380) - ILP**

6462 Charter Way, Lithonia, GA 30058	Quarterly Scores (Grades)		Current Quarter Score (Grade)
Phone: 404-838-9688	Q1: (N/A)	Q2: 75.00 (C)	<b>19.35%</b>
Vendor ID# 161860	Q3: 30.00 (F)	Q4: 19.35 (F)	<b>(F)</b>
Program Census Information:	# Children in Care During Quarter: 3	# Placements During Quarter: 3	# Children in Care On Last Day: 2

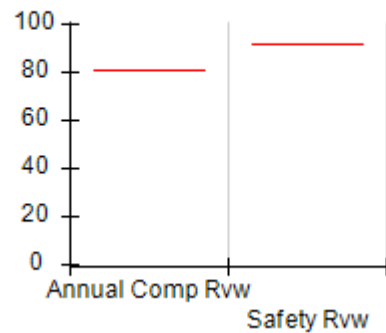
## Quarterly Provider Comparisons to All ILP/TLPs

▼ — indicates average for all ILP/TLPs

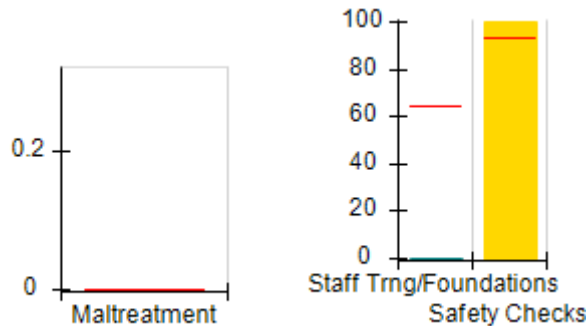
Overall Score (%)



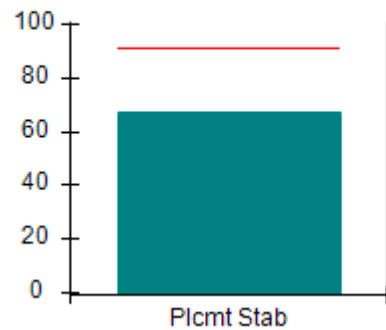
OPM Monitoring Reviews (%)



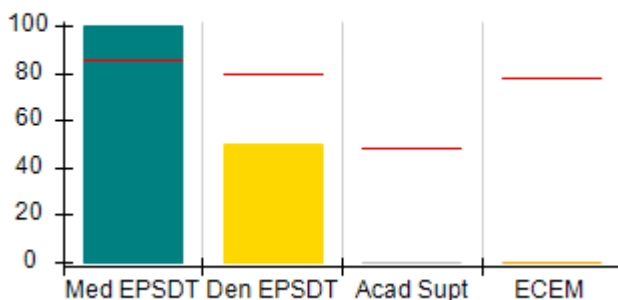
Safety Outcomes (%)



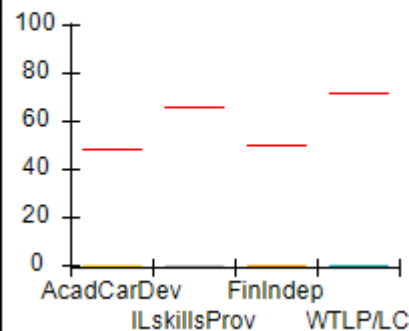
Permanency Outcomes (%)



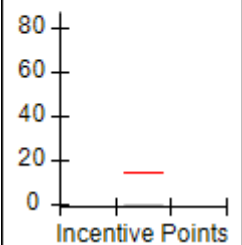
Well-Being Outcomes (%)



ILP/TLP Outcomes (%)



Incentives Earned (Points)





## Performance-Based Placement Measures

### RBWO Provider GA+SCORECARD - ILP/TLP

Report Quarter: Q4 FY2019

<b>Provider/Program Name: The Exposure Foundation, Inc. - ILP (5380) - ILP</b>				
<b>6462 Charter Way, Lithonia, GA 30058</b>		<b>Quarterly Scores (Grades)</b>		<b>Current Quarter Score (Grade)</b>
<b>Phone: 404-838-9688</b>		<b>Q1: (N/A)</b>	<b>Q2: 75.00 (C)</b>	<b>19.35%</b>
<b>Vendor ID# 161860</b>		<b>Q3: 30.00 (F)</b>	<b>Q4: 19.35 (F)</b>	<b>(F)</b>
Program Census Information:		# Children in Care During Quarter: 3	# Placements During Quarter: 3	# Children in Care On Last Day: 2
	<b>Avg Performance All ILP/TLPs (%)</b>	<b>Provider Performance (%)*</b>	<b>Possible Points (Weight)</b>	<b>Provider Points Earned</b>
<b>OPM Monitoring Reviews</b>				
Annual Comprehensive Reviews	81%	Not Yet Conducted		
Safety Reviews	92%	Not Yet Conducted		
<b>Monitoring Sub-Total</b>				<b>0.00</b>
<b>ILP/TLP Safety Outcomes</b>				
Incidence of Maltreatment	0.00%	Not Eligible		
Staff Training/Foundations	64%	0%	6.5	0.00
Staff Safety Checks	93%	100%	6.5	6.50
<b>Safety Sub-Total</b>			<b>13</b>	<b>6.50</b>
<b>ILP/TLP Permanency Outcomes</b>				
Placement Stability	91%	67%	3	2.01
<b>Permanency Sub-Total</b>			<b>3</b>	<b>2.01</b>
<b>ILP/TLP Well-Being Outcomes</b>				
EPSDT Medical Visits	85%	100%	4	4.00
EPSDT Dental Visits	80%	50%	4	2.00
Academic Supports	49%	0%	2	0.00
Provider ECEM Visits	78%	0%	4	0.00
Placements with Siblings	No Data	Not Eligible	Not Scored	Not Scored
Placements within Legal County	28%	50%	Not Scored	Not Scored
<b>Well-Being Sub-Total</b>			<b>14</b>	<b>6.00</b>
<b>ILP/TLP Specialty Outcomes</b>				
Academic/Career Development	48%	0%	10	0.00
Ind Living Skills Provision	66%	0%	15	0.00
Financial Independence	50%	0%	5	0.00
WTLP/Life Coach	72%	0%	15	0.00
<b>Specialty Sub-Total</b>			<b>45</b>	<b>0.00</b>
*Performance calculation descriptions can be found in the FY 2019 RBWO PBP Measurements and Standards Guide.				
<b>Monitoring &amp; Outcomes: Possible Points = 80</b>			<b>Points Earned = 14.51</b>	
<b>Score Before Incentives Credit</b>			<b>19.35%</b>	

**Performance-Based Placement Measures**  
**RBWO Provider GA+SCORECARD - ILP/TLP**

Report Quarter: Q4 FY2019

Incentives Awarded	00.00 pts
PBP Verification	N/A pts
<b>Total Score</b>	<b>19.35%</b>

**Provider/Program Name: The Exposure Foundation, Inc. - ILP (5380) - ILP**

Program Census Information:		# Children in Care During Quarter: 3	# Placements During Quarter: 3	# Children in Care On Last Day: 2
ILP/TLP Incentive Credits	Avg Performance All ILP/TLPs (Points)	Provider Performance (%)*	Possible Points (Weight)	Provider Points Earned
No DOC Involvement		0%	5	0.00
Community Connections		0%	4	0.00
Positive Permanency Connections		0%	5	0.00
HS Grad/GED/Prof or Trade Certificate/College		N/A	10/5/5/1	
Part-Time Employment with Medical Benefits		0%	10	0.00
Living Arrangements at Discharge		0%	10	0.00
Additional Academic Supports		0%	2	0.00
Additional IL Skills Provision		0%	5	0.00
Active Agency Accreditation		0%	4	0.00
Staff Clinical Licensure		0%	5	0.00
<b>Incentives Total</b>	<b>14.62</b>			<b>0.00</b>

\*Performance calculation descriptions can be found in the FY 2019 RBWO PBP Measurements and Standards Guide.

**Child Protective Services Investigations and Dispositions**

The following investigations data, which is not used for scoring but is considered significant to a provider's performance, is from Georgia SHINES and is not considered final or complete until the end of the fiscal year.

Total Reports:	0	
Number Screened In:	0	
Number Screened Out:	0	
Number Substantiated:	0	
Number Unsubstantiated:	0	
Number Active CPS Investigations:	0	



# Performance-Based Placement Measures

## RBWO Provider GA+SCORECARD - ILP/TLP

Report Quarter: Q4 FY2019

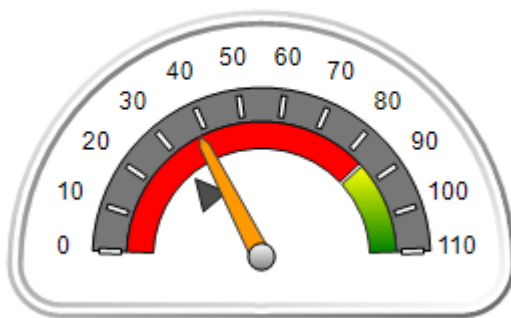
**Provider/Program Name: Turning Point Homes - Independent Living Program (832) - ILP**

2058 Snapfinger Road, Decatur, GA 30034	Quarterly Scores (Grades)		Current Quarter Score (Grade)
Phone: 678-303-2651	Q1: 49.44 (F)	Q2: 37.23 (F)	<b>38.00%</b>
Vendor ID# 35605	Q3: 44.50 (F)	Q4: 38.00 (F)	<b>(F)</b>
Program Census Information:	# Children in Care During Quarter: 1	# Placements During Quarter: 1	# Children in Care On Last Day: 0

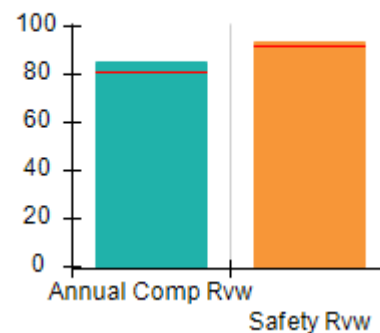
### Quarterly Provider Comparisons to All ILP/TLPs

indicates average for all ILP/TLPs

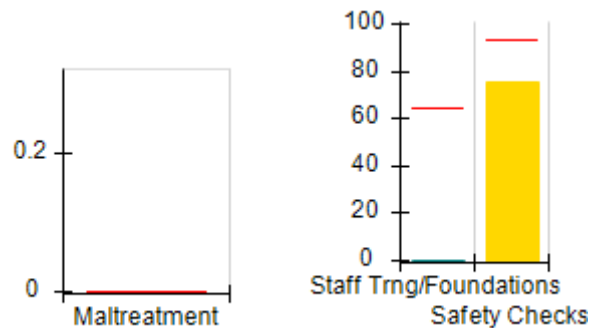
Overall Score (%)



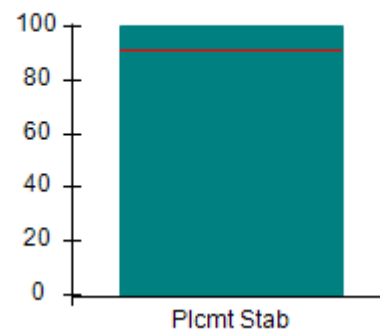
OPM Monitoring Reviews (%)



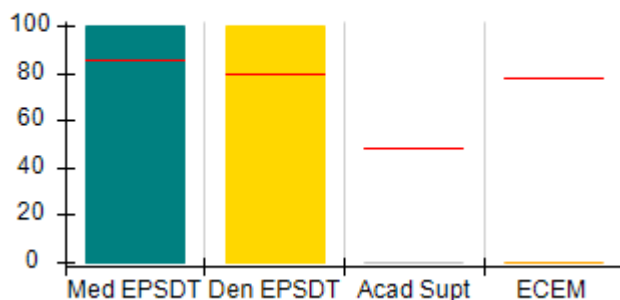
Safety Outcomes (%)



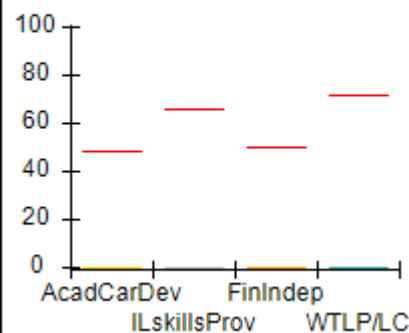
Permanency Outcomes (%)



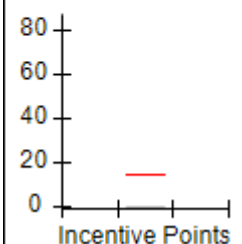
Well-Being Outcomes (%)



ILP/TLP Outcomes (%)



Incentives Earned (Points)





## Performance-Based Placement Measures

### RBWO Provider GA+SCORECARD - ILP/TLP

Report Quarter: Q4 FY2019

Provider/Program Name: Turning Point Homes - Independent Living Program (832) - ILP				
2058 Snapfinger Road, Decatur, GA 30034		Quarterly Scores (Grades)		Current Quarter Score (Grade)
Phone: 678-303-2651		Q1: 49.44 (F)	Q2: 37.23 (F)	<b>38.00%</b>
Vendor ID# 35605		Q3: 44.50 (F)	Q4: 38.00 (F)	<b>(F)</b>
Program Census Information:		# Children in Care During Quarter: 1	# Placements During Quarter: 1	# Children in Care On Last Day: 0
	Avg Performance All ILP/TLPs (%)	Provider Performance (%)*	Possible Points (Weight)	Provider Points Earned
<b>OPM Monitoring Reviews</b>				
Annual Comprehensive Reviews	81%	85%	15	12.78
Safety Reviews	92%	93%	10	9.34
<b>Monitoring Sub-Total</b>			<b>25</b>	<b>22.12</b>
<b>ILP/TLP Safety Outcomes</b>				
Incidence of Maltreatment	0.00%	Not Eligible		
Staff Training/Foundations	64%	0%	6.5	0.00
Staff Safety Checks	93%	75%	6.5	4.88
<b>Safety Sub-Total</b>			<b>13</b>	<b>4.88</b>
<b>ILP/TLP Permanency Outcomes</b>				
Placement Stability	91%	100%	3	3.00
<b>Permanency Sub-Total</b>			<b>3</b>	<b>3.00</b>
<b>ILP/TLP Well-Being Outcomes</b>				
EPSDT Medical Visits	85%	100%	4	4.00
EPSDT Dental Visits	80%	100%	4	4.00
Academic Supports	49%	0%	2	0.00
Provider ECEM Visits	78%	0%	4	0.00
Placements with Siblings	No Data	Not Eligible	Not Scored	Not Scored
Placements within Legal County	28%	Not Eligible	Not Scored	Not Scored
<b>Well-Being Sub-Total</b>			<b>14</b>	<b>8.00</b>
<b>ILP/TLP Specialty Outcomes</b>				
Academic/Career Development	48%	0%	10	0.00
Ind Living Skills Provision	66%	0%	15	0.00
Financial Independence	50%	0%	5	0.00
WTLP/Life Coach	72%	0%	15	0.00
<b>Specialty Sub-Total</b>			<b>45</b>	<b>0.00</b>
*Performance calculation descriptions can be found in the FY 2019 RBWO PBP Measurements and Standards Guide.				
<b>Monitoring &amp; Outcomes: Possible Points = 100</b>			<b>Points Earned = 38.00</b>	
<b>Score Before Incentives Credit</b>				<b>38.00%</b>

**Performance-Based Placement Measures**  
**RBWO Provider GA+SCORECARD - ILP/TLP**

Report Quarter: Q4 FY2019

Incentives Awarded	00.00 pts
PBP Verification	N/A pts
<b>Total Score</b>	<b>38.00%</b>

**Provider/Program Name: Turning Point Homes - Independent Living Program (832) - ILP**

Program Census Information:		# Children in Care During Quarter: 1	# Placements During Quarter: 1	# Children in Care On Last Day: 0
ILP/TLP Incentive Credits	Avg Performance All ILP/TLPs (Points)	Provider Performance (%)*	Possible Points (Weight)	Provider Points Earned
No DOC Involvement		0%	5	0.00
Community Connections		Not Eligible	4	
Positive Permanency Connections		Not Eligible	5	
HS Grad/GED/Prof or Trade Certificate/College		N/A	10/5/5/1	
Part-Time Employment with Medical Benefits		0%	10	0.00
Living Arrangements at Discharge		0%	10	0.00
Additional Academic Supports		0%	2	0.00
Additional IL Skills Provision		0%	5	0.00
Active Agency Accreditation		0%	4	0.00
Staff Clinical Licensure		0%	5	0.00
<b>Incentives Total</b>	<b>14.62</b>			<b>0.00</b>

\*Performance calculation descriptions can be found in the FY 2019 RBWO PBP Measurements and Standards Guide.

**Child Protective Services Investigations and Dispositions**

The following investigations data, which is not used for scoring but is considered significant to a provider's performance, is from Georgia SHINES and is not considered final or complete until the end of the fiscal year.

Total Reports:	0	
Number Screened In:	0	
Number Screened Out:	0	
Number Substantiated:	0	
Number Unsubstantiated:	0	
Number Active CPS Investigations:	0	





## Performance-Based Placement Measures RBWO Provider GA+SCORECARD - ILP/TLP

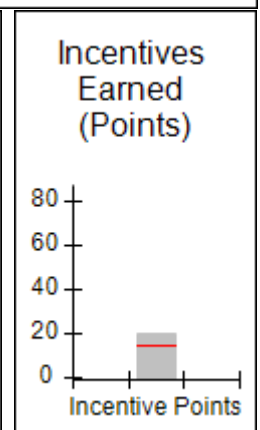
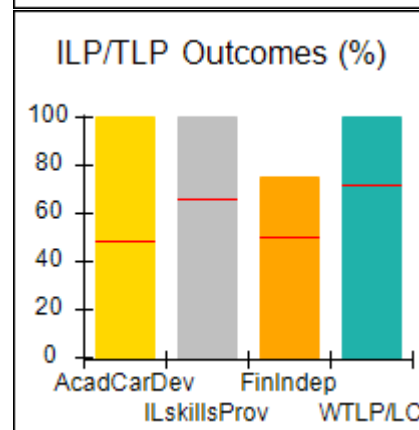
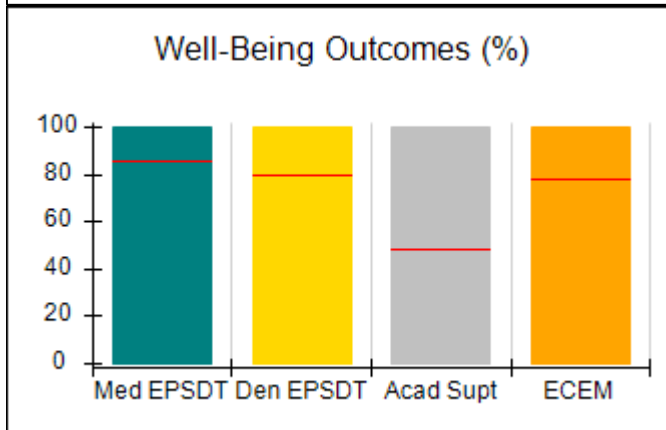
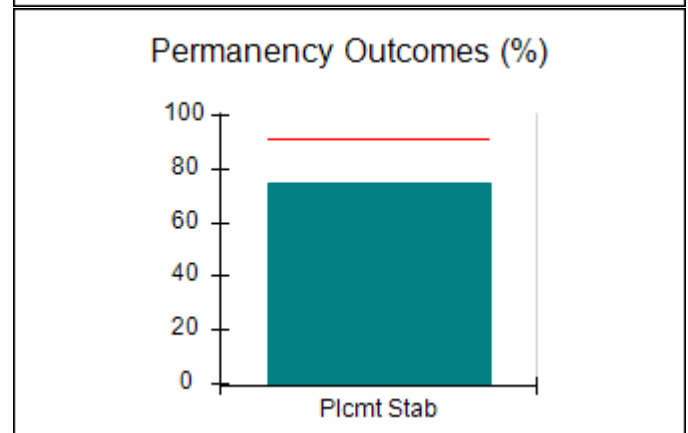
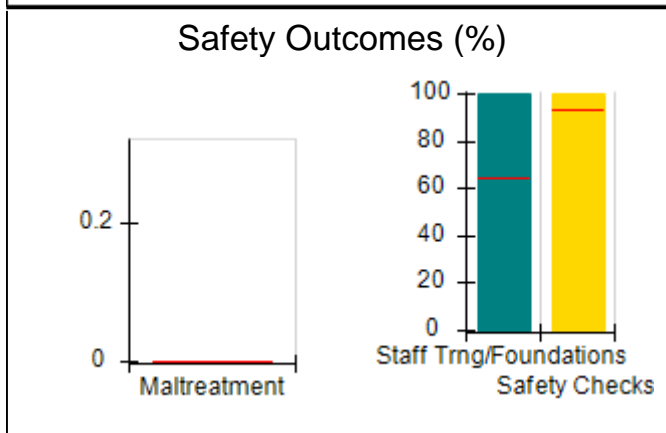
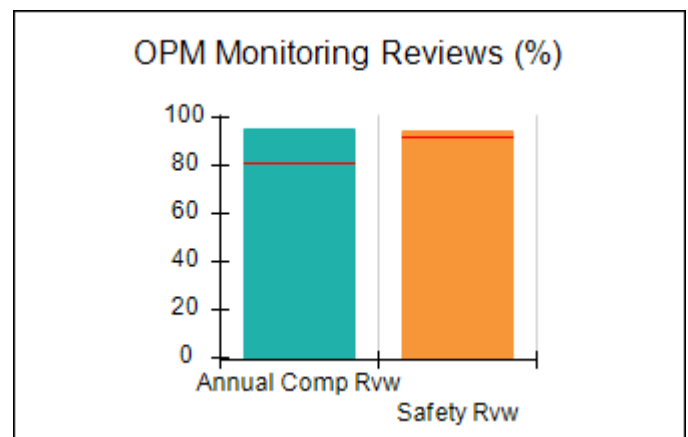
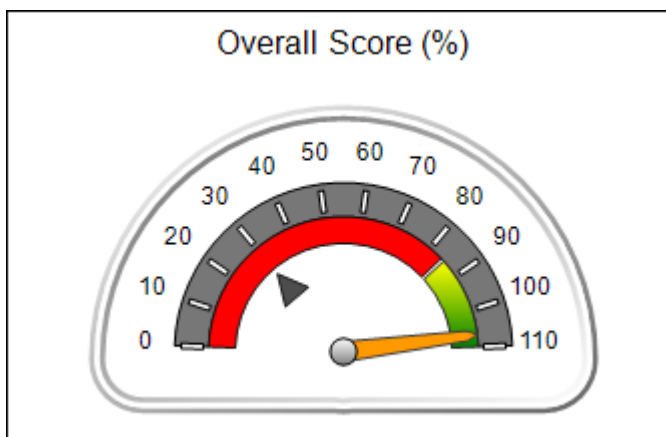
Report Quarter: Q4 FY2019

**Provider/Program Name: United Methodist Children Home of the North GA Conference - ILP (4428) - ILP**

1967 Lakeside Pkwy, Tucker, GA 30084	Quarterly Scores (Grades)		Current Quarter Score (Grade)
Phone: 404-327-5820	Q1: 98.41 (A+)	Q2: 108.49 (A+)	<b>106.74%</b>
Vendor ID# 63445	Q3: 108.74 (A+)	Q4: 106.74 (A+)	<b>(A+)</b>
Program Census Information:	# Children in Care During Quarter: 8	# Placements During Quarter: 8	# Children in Care On Last Day: 4

### Quarterly Provider Comparisons to All ILP/TLPs

▼ — indicates average for all ILP/TLPs





## Performance-Based Placement Measures

### RBWO Provider GA+SCORECARD - ILP/TLP

Report Quarter: Q4 FY2019

#### Provider/Program Name: United Methodist Children Home of the North GA Conference - ILP (4428) - ILP

1967 Lakeside Pkwy, Tucker, GA 30084	Quarterly Scores (Grades)		Current Quarter Score (Grade)
Phone: 404-327-5820	Q1: 98.41 (A+)	Q2: 108.49 (A+)	<b>106.74%</b>
Vendor ID# 63445	Q3: 108.74 (A+)	Q4: 106.74 (A+)	<b>(A+)</b>

Program Census Information:	# Children in Care During Quarter: 8	# Placements During Quarter: 8	# Children in Care On Last Day: 4
-----------------------------	--------------------------------------	--------------------------------	-----------------------------------

	Avg Performance All ILP/TLPs (%)	Provider Performance (%)*	Possible Points (Weight)	Provider Points Earned
--	----------------------------------	---------------------------	--------------------------	------------------------

#### OPM Monitoring Reviews

Annual Comprehensive Reviews	81%	95%	15	14.30
Safety Reviews	92%	94%	10	9.44
<b>Monitoring Sub-Total</b>			<b>25</b>	<b>23.74</b>

#### ILP/TLP Safety Outcomes

Incidence of Maltreatment	0.00%	Not Eligible		
Staff Training/Foundations	64%	100%	6.5	6.50
Staff Safety Checks	93%	100%	6.5	6.50
<b>Safety Sub-Total</b>			<b>13</b>	<b>13.00</b>

#### ILP/TLP Permanency Outcomes

Placement Stability	91%	75%	3	2.25
<b>Permanency Sub-Total</b>			<b>3</b>	<b>2.25</b>

#### ILP/TLP Well-Being Outcomes

EPSDT Medical Visits	85%	100%	4	4.00
EPSDT Dental Visits	80%	100%	4	4.00
Academic Supports	49%	100%	2	2.00
Provider ECEM Visits	78%	100%	4	4.00
Placements with Siblings	No Data	Not Eligible	Not Scored	Not Scored
Placements within Legal County	28%	0%	Not Scored	Not Scored
<b>Well-Being Sub-Total</b>			<b>14</b>	<b>14.00</b>

#### ILP/TLP Specialty Outcomes

Academic/Career Development	48%	100%	10	10.00
Ind Living Skills Provision	66%	100%	15	15.00
Financial Independence	50%	75%	5	3.75
WTLP/Life Coach	72%	100%	15	15.00
<b>Specialty Sub-Total</b>			<b>45</b>	<b>43.75</b>

\*Performance calculation descriptions can be found in the FY 2019 RBWO PBP Measurements and Standards Guide.

<b>Monitoring &amp; Outcomes: Possible Points = 100</b>	<b>Points Earned = 96.74</b>
---------------------------------------------------------	------------------------------



## Performance-Based Placement Measures

### RBWO Provider GA+SCORECARD - ILP/TLP

Report Quarter: Q4 FY2019

<b>Score Before Incentives Credit</b>	<b>96.74%</b>
<b>Incentives Awarded</b>	<b>10.00 pts</b>
<b>PBP Verification</b>	<b>0.00 pts</b>
<b>Total Score</b>	<b>106.74%</b>

#### Provider/Program Name: United Methodist Children Home of the North GA Conference - ILP (4428) - ILP

Program Census Information:		# Children in Care During Quarter: 8	# Placements During Quarter: 8	# Children in Care On Last Day: 4
ILP/TLP Incentive Credits	Avg Performance All ILP/TLPs (Points)	Provider Performance (%)*	Possible Points (Weight)	Provider Points Earned
No DOC Involvement		69%	5	3.45
Community Connections		80%	4	3.20
Positive Permanency Connections		100%	5	5.00
HS Grad/GED/Prof or Trade Certificate/College		N/A	10/5/5/1	2.00
Part-Time Employment with Medical Benefits		0%	10	0.00
Living Arrangements at Discharge		25%	10	2.50
Additional Academic Supports		80%	2	1.60
Additional IL Skills Provision		0%	5	0.00
Active Agency Accreditation		50%	4	2.00
Staff Clinical Licensure		0%	5	0.00
<b>Incentives Total</b>	<b>14.62</b>			<b>19.75</b>

\*Performance calculation descriptions can be found in the FY 2019 RBWO PBP Measurements and Standards Guide.

#### Child Protective Services Investigations and Dispositions

The following investigations data, which is not used for scoring but is considered significant to a provider's performance, is from Georgia SHINES and is not considered final or complete until the end of the fiscal year.

Total Reports:	0
Number Screened In:	0
Number Screened Out:	0
Number Substantiated:	0
Number Unsubstantiated:	0
Number Active CPS Investigations:	0



## Performance-Based Placement Measures

### RBWO Provider GA+SCORECARD - ILP/TLP

Report Quarter: Q4 FY2019

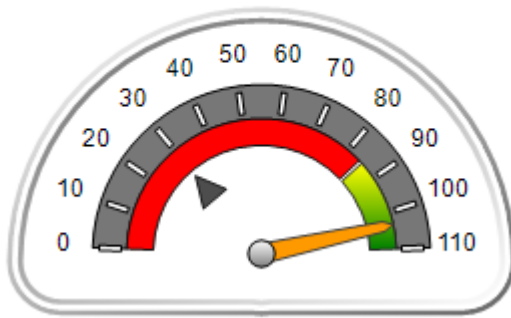
**Provider/Program Name: United Methodist Children Home of the North GA Conference - TLP (849) - TLP**

2200 Parklake Dr, Atlanta, GA 30345	Quarterly Scores (Grades)		Current Quarter Score (Grade)
Phone: 404-327-5820	Q1: 80.12 (B-)	Q2: 101.05 (A+)	<b>103.48%</b>
Vendor ID# 35627	Q3: 107.22 (A+)	Q4: 103.48 (A+)	<b>(A+)</b>
Program Census Information:	# Children in Care During Quarter: 21	# Placements During Quarter: 21	# Children in Care On Last Day: 16

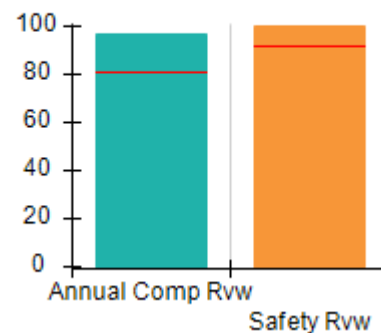
### Quarterly Provider Comparisons to All ILP/TLPs

indicates average for all ILP/TLPs

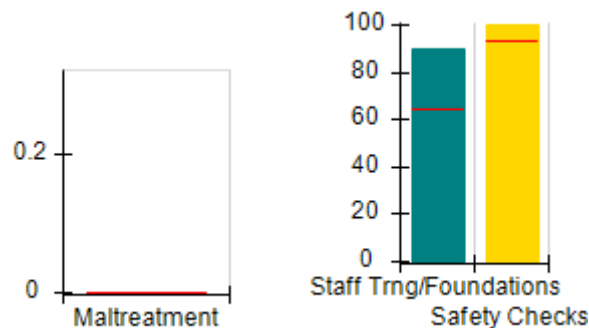
Overall Score (%)



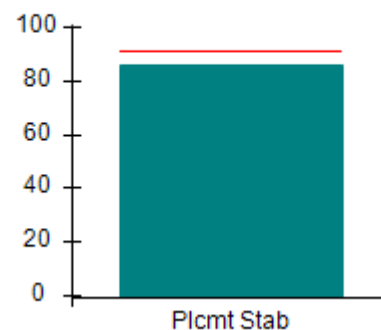
OPM Monitoring Reviews (%)



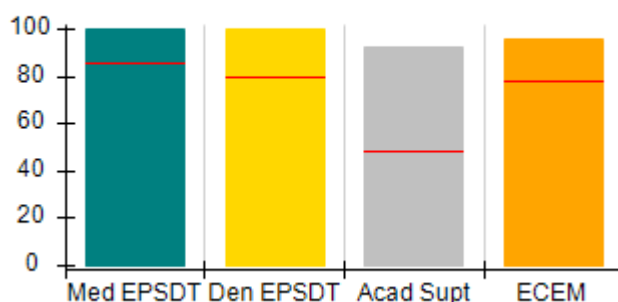
Safety Outcomes (%)



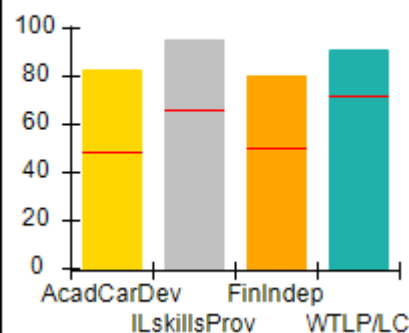
Permanency Outcomes (%)



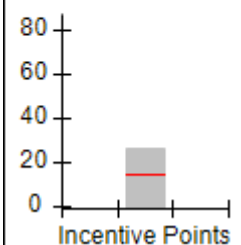
Well-Being Outcomes (%)



ILP/TLP Outcomes (%)



Incentives Earned (Points)





# Performance-Based Placement Measures RBWO Provider GA+SCORECARD - ILP/TLP

Report Quarter: Q4 FY2019

<b>Provider/Program Name: United Methodist Children Home of the North GA Conference - TLP (849) - TLP</b>				
<b>2200 Parklake Dr, Atlanta, GA 30345</b>		<b>Quarterly Scores (Grades)</b>		<b>Current Quarter Score (Grade)</b>
<b>Phone: 404-327-5820</b>		<b>Q1: 80.12 (B-)</b>	<b>Q2: 101.05 (A+)</b>	<b>103.48%</b>
<b>Vendor ID# 35627</b>		<b>Q3: 107.22 (A+)</b>	<b>Q4: 103.48 (A+)</b>	<b>(A+)</b>
Program Census Information:		# Children in Care During Quarter: 21	# Placements During Quarter: 21	# Children in Care On Last Day: 16
	<b>Avg Performance All ILP/TLPs (%)</b>	<b>Provider Performance (%)*</b>	<b>Possible Points (Weight)</b>	<b>Provider Points Earned</b>
<b>OPM Monitoring Reviews</b>				
Annual Comprehensive Reviews	81%	97%	15	14.52
Safety Reviews	92%	100%	10	10.00
<b>Monitoring Sub-Total</b>			<b>25</b>	<b>24.52</b>
<b>ILP/TLP Safety Outcomes</b>				
Incidence of Maltreatment	0.00%	No Substantiated Reports	3	3.00
Staff Training/Foundations	64%	90%	5	4.50
Staff Safety Checks	93%	100%	5	5.00
<b>Safety Sub-Total</b>			<b>13</b>	<b>12.50</b>
<b>ILP/TLP Permanency Outcomes</b>				
Placement Stability	91%	86%	3	2.58
<b>Permanency Sub-Total</b>			<b>3</b>	<b>2.58</b>
<b>ILP/TLP Well-Being Outcomes</b>				
EPSDT Medical Visits	85%	100%	4	4.00
EPSDT Dental Visits	80%	100%	4	4.00
Academic Supports	49%	92%	2	1.84
Provider ECEM Visits	78%	96%	4	3.84
Placements with Siblings	No Data	38%	Not Scored	Not Scored
Placements within Legal County	28%	20%	Not Scored	Not Scored
<b>Well-Being Sub-Total</b>			<b>14</b>	<b>13.68</b>
<b>ILP/TLP Specialty Outcomes</b>				
Academic/Career Development	48%	83%	10	8.30
Ind Living Skills Provision	66%	95%	15	14.25
Financial Independence	50%	80%	5	4.00
WTLP/Life Coach	72%	91%	15	13.65
<b>Specialty Sub-Total</b>			<b>45</b>	<b>40.20</b>
*Performance calculation descriptions can be found in the FY 2019 RBWO PBP Measurements and Standards Guide.				

**Monitoring & Outcomes: Possible Points = 100**
**Points Earned = 93.48**



## Performance-Based Placement Measures

### RBWO Provider GA+SCORECARD - ILP/TLP

Report Quarter: Q4 FY2019

<b>Score Before Incentives Credit</b>	<b>93.48%</b>
<b>Incentives Awarded</b>	<b>10.00 pts</b>
<b>PBP Verification</b>	<b>0.00 pts</b>
<b>Total Score</b>	<b>103.48%</b>

#### Provider/Program Name: United Methodist Children Home of the North GA Conference - TLP (849) - TLP

Program Census Information:		# Children in Care During Quarter: 21	# Placements During Quarter: 21	# Children in Care On Last Day: 16
ILP/TLP Incentive Credits	Avg Performance All ILP/TLPs (Points)	Provider Performance (%)*	Possible Points (Weight)	Provider Points Earned
No DOC Involvement		100%	5	5.00
Community Connections		64%	4	2.56
Positive Permanency Connections		100%	5	5.00
HS Grad/GED/Prof or Trade Certificate/College		N/A	10/5/5/1	10.00
Part-Time Employment with Medical Benefits		0%	10	0.00
Living Arrangements at Discharge		0%	10	0.00
Additional Academic Supports		58%	2	1.16
Additional IL Skills Provision		5%	5	0.25
Active Agency Accreditation		50%	4	2.00
Staff Clinical Licensure		0%	5	0.00
<b>Incentives Total</b>	<b>14.62</b>			<b>25.97</b>

\*Performance calculation descriptions can be found in the FY 2019 RBWO PBP Measurements and Standards Guide.

#### Child Protective Services Investigations and Dispositions

The following investigations data, which is not used for scoring but is considered significant to a provider's performance, is from Georgia SHINES and is not considered final or complete until the end of the fiscal year.

Total Reports:	0
Number Screened In:	0
Number Screened Out:	0
Number Substantiated:	0
Number Unsubstantiated:	0
Number Active CPS Investigations:	0

**Performance-Based Placement Measures**  
**RBWO Provider GA+SCORECARD - ILP/TLP**

Report Quarter: Q4 FY2019

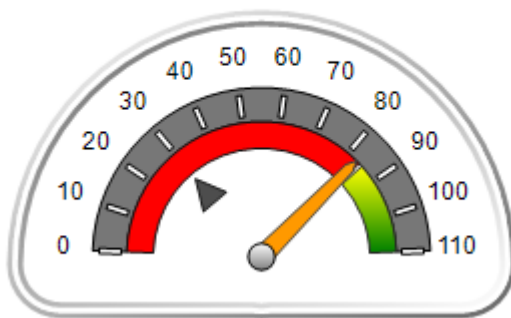
**Provider/Program Name: Untapped Potential LLC - Brook Haven (5273) - ILP**

100 Brook Haven Circle, Fort Oglethorpe, GA 30742	Quarterly Scores (Grades)		Current Quarter Score (Grade)
Phone: 404-781-9437	Q1: 56.83 (F)	Q2: 48.22 (F)	<b>82.98%</b>
Vendor ID# 161457	Q3: 85.89 (B)	Q4: 82.98 (B-)	<b>(B-)</b>
Program Census Information:	# Children in Care During Quarter: 0	# Placements During Quarter: 0	# Children in Care On Last Day: 0

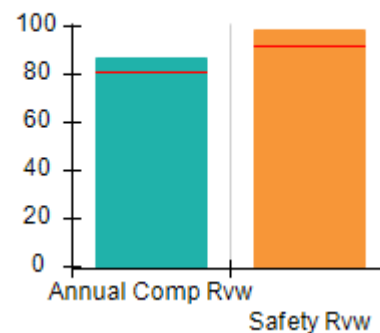
**Quarterly Provider Comparisons to All ILP/TLPs**

▼ — indicates average for all ILP/TLPs

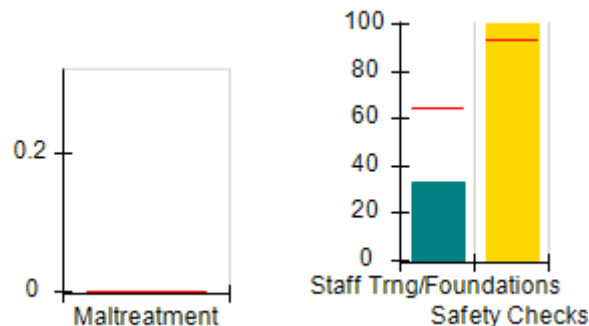
Overall Score (%)



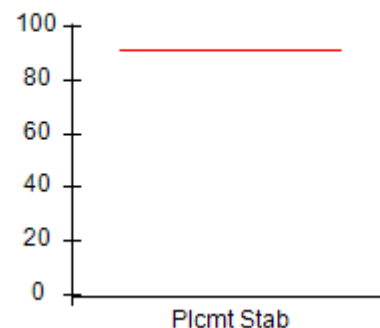
OPM Monitoring Reviews (%)



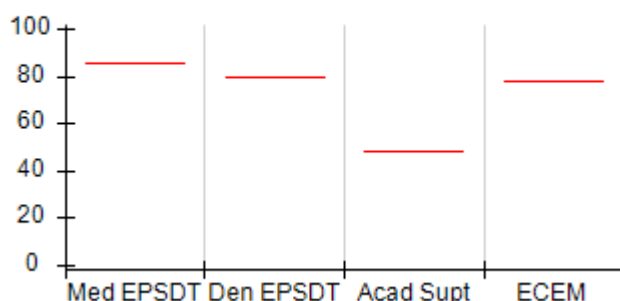
Safety Outcomes (%)



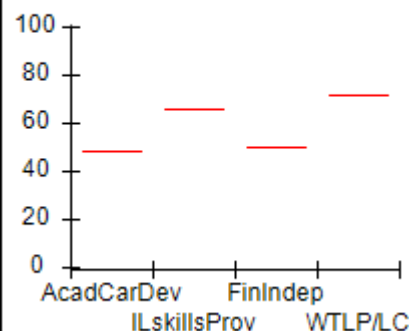
Permanency Outcomes (%)



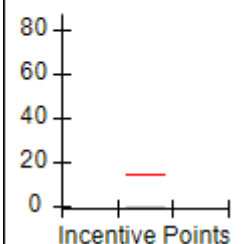
Well-Being Outcomes (%)



ILP/TLP Outcomes (%)



Incentives Earned (Points)





# Performance-Based Placement Measures

## RBWO Provider GA+SCORECARD - ILP/TLP

Report Quarter: Q4 FY2019

<b>Provider/Program Name: Untapped Potential LLC - Brook Haven (5273) - ILP</b>				
<b>100 Brook Haven Circle, Fort Oglethorpe, GA 30742</b>		<b>Quarterly Scores (Grades)</b>		<b>Current Quarter Score (Grade)</b>
<b>Phone: 404-781-9437</b>		<b>Q1: 56.83 (F)</b>	<b>Q2: 48.22 (F)</b>	<b>82.98%</b>
<b>Vendor ID# 161457</b>		<b>Q3: 85.89 (B)</b>	<b>Q4: 82.98 (B-)</b>	<b>(B-)</b>
Program Census Information:		# Children in Care During Quarter: 0	# Placements During Quarter: 0	# Children in Care On Last Day: 0
	<b>Avg Performance All ILP/TLPs (%)</b>	<b>Provider Performance (%)*</b>	<b>Possible Points (Weight)</b>	<b>Provider Points Earned</b>
<b>OPM Monitoring Reviews</b>				
Annual Comprehensive Reviews	81%	87%	15	13.03
Safety Reviews	92%	99%	10	9.86
<b>Monitoring Sub-Total</b>			<b>25</b>	<b>22.89</b>
<b>ILP/TLP Safety Outcomes</b>				
Incidence of Maltreatment	0.00%	Not Eligible		
Staff Training/Foundations	64%	33%	6.5	2.15
Staff Safety Checks	93%	100%	6.5	6.50
<b>Safety Sub-Total</b>			<b>13</b>	<b>8.65</b>
<b>ILP/TLP Permanency Outcomes</b>				
Placement Stability	91%	Not Eligible		
<b>Permanency Sub-Total</b>			<b>N/A</b>	
<b>ILP/TLP Well-Being Outcomes</b>				
EPSDT Medical Visits	85%	Not Eligible		
EPSDT Dental Visits	80%	Not Eligible		
Academic Supports	49%	Not Eligible		
Provider ECEM Visits	78%	Not Eligible		
Placements with Siblings	No Data	Not Eligible	Not Scored	Not Scored
Placements within Legal County	28%	Not Eligible	Not Scored	Not Scored
<b>Well-Being Sub-Total</b>			<b>N/A</b>	
<b>ILP/TLP Specialty Outcomes</b>				
Academic/Career Development	48%	Not Eligible		
Ind Living Skills Provision	66%	Not Eligible		
Financial Independence	50%	Not Eligible		
WTLP/Life Coach	72%	Not Eligible		
<b>Specialty Sub-Total</b>			<b>N/A</b>	
*Performance calculation descriptions can be found in the FY 2019 RBWO PBP Measurements and Standards Guide.				
<b>Monitoring &amp; Outcomes: Possible Points = 33</b>			<b>Points Earned = 31.53</b>	
<b>Score Before Incentives Credit</b>			<b>82.98%</b>	





## Performance-Based Placement Measures

### RBWO Provider GA+SCORECARD - ILP/TLP

Report Quarter: Q4 FY2019

<b>Incentives Awarded</b>	<b>00.00 pts</b>
<b>PBP Verification</b>	<b>N/A pts</b>
<b>Total Score</b>	<b>82.98%</b>

#### Provider/Program Name: Untapped Potential LLC - Brook Haven (5273) - ILP

Program Census Information:		# Children in Care During Quarter: 0	# Placements During Quarter: 0	# Children in Care On Last Day: 0
ILP/TLP Incentive Credits	Avg Performance All ILP/TLPs (Points)	Provider Performance (%)*	Possible Points (Weight)	Provider Points Earned
No DOC Involvement		Not Eligible	5	
Community Connections		Not Eligible	4	
Positive Permanency Connections		Not Eligible	5	
HS Grad/GED/Prof or Trade Certificate/College		N/A	10/5/5/1	
Part-Time Employment with Medical Benefits		Not Eligible	10	
Living Arrangements at Discharge		Not Eligible	10	
Additional Academic Supports		Not Eligible	2	
Additional IL Skills Provision		Not Eligible	5	
Active Agency Accreditation		0%	4	0.00
Staff Clinical Licensure		0%	5	0.00
<b>Incentives Total</b>	<b>14.62</b>			<b>0.00</b>

\*Performance calculation descriptions can be found in the FY 2019 RBWO PBP Measurements and Standards Guide.

#### Child Protective Services Investigations and Dispositions

The following investigations data, which is not used for scoring but is considered significant to a provider's performance, is from Georgia SHINES and is not considered final or complete until the end of the fiscal year.

Total Reports:	0	
Number Screened In:	0	
Number Screened Out:	0	
Number Substantiated:	0	
Number Unsubstantiated:	0	
Number Active CPS Investigations:	0	



## Performance-Based Placement Measures RBWO Provider GA+SCORECARD - ILP/TLP

Report Quarter: Q4 FY2019

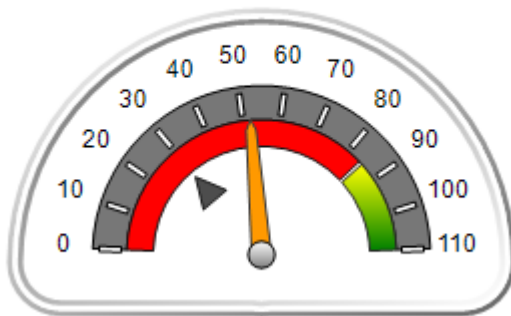
**Provider/Program Name: Untapped Potential LLC - Corey (5369) - ILP**

603 Corey Circle, Fort Oglethorpe, GA 30742	Quarterly Scores (Grades)		Current Quarter Score (Grade)
Phone: 404-781-9437	Q1: 95.00 (A)	Q2: 34.67 (F)	<b>52.02%</b>
Vendor ID# 161459	Q3: 48.45 (F)	Q4: 52.02 (F)	<b>(F)</b>
Program Census Information:	# Children in Care During Quarter: 4	# Placements During Quarter: 4	# Children in Care On Last Day: 2

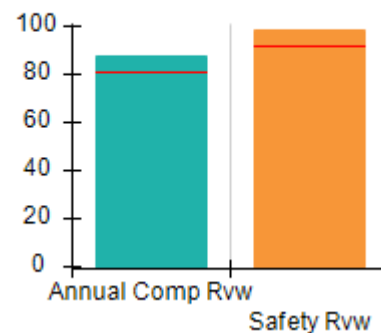
### Quarterly Provider Comparisons to All ILP/TLPs

▼ — indicates average for all ILP/TLPs

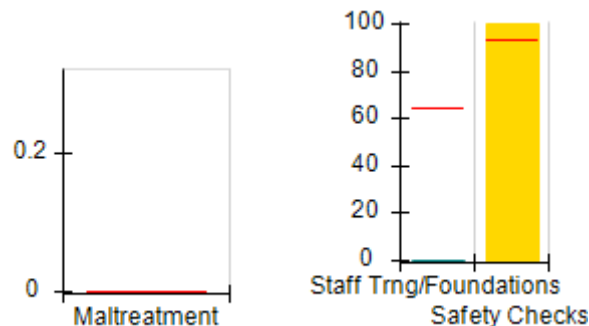
Overall Score (%)



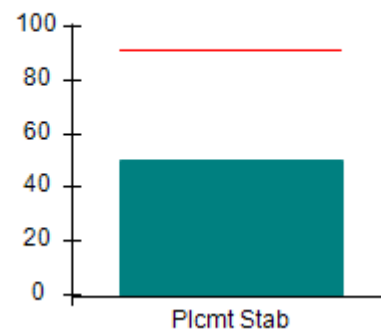
OPM Monitoring Reviews (%)



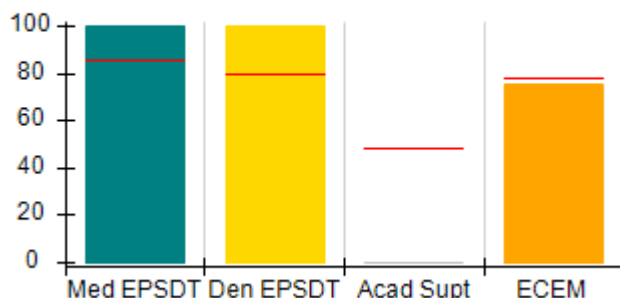
Safety Outcomes (%)



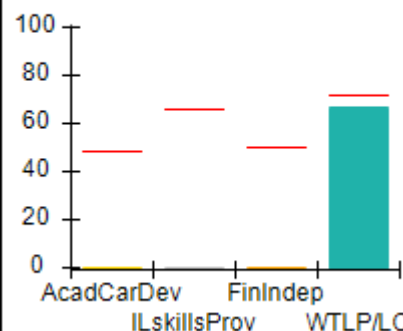
Permanency Outcomes (%)



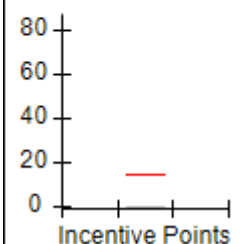
Well-Being Outcomes (%)



ILP/TLP Outcomes (%)



Incentives Earned (Points)





# Performance-Based Placement Measures

## RBWO Provider GA+SCORECARD - ILP/TLP

Report Quarter: Q4 FY2019

<b>Provider/Program Name: Untapped Potential LLC - Corey (5369) - ILP</b>				
<b>603 Corey Circle, Fort Oglethorpe, GA 30742</b>		<b>Quarterly Scores (Grades)</b>		<b>Current Quarter Score (Grade)</b>
<b>Phone: 404-781-9437</b>		<b>Q1: 95.00 (A)</b>	<b>Q2: 34.67 (F)</b>	<b>52.02%</b>
<b>Vendor ID# 161459</b>		<b>Q3: 48.45 (F)</b>	<b>Q4: 52.02 (F)</b>	<b>(F)</b>
Program Census Information:		# Children in Care During Quarter: 4	# Placements During Quarter: 4	# Children in Care On Last Day: 2
	<b>Avg Performance All ILP/TLPs (%)</b>	<b>Provider Performance (%)*</b>	<b>Possible Points (Weight)</b>	<b>Provider Points Earned</b>
<b>OPM Monitoring Reviews</b>				
Annual Comprehensive Reviews	81%	88%	15	13.14
Safety Reviews	92%	98%	10	9.83
<b>Monitoring Sub-Total</b>			<b>25</b>	<b>22.97</b>
<b>ILP/TLP Safety Outcomes</b>				
Incidence of Maltreatment	0.00%	Not Eligible		
Staff Training/Foundations	64%	0%	6.5	0.00
Staff Safety Checks	93%	100%	6.5	6.50
<b>Safety Sub-Total</b>			<b>13</b>	<b>6.50</b>
<b>ILP/TLP Permanency Outcomes</b>				
Placement Stability	91%	50%	3	1.50
<b>Permanency Sub-Total</b>			<b>3</b>	<b>1.50</b>
<b>ILP/TLP Well-Being Outcomes</b>				
EPSDT Medical Visits	85%	100%	4	4.00
EPSDT Dental Visits	80%	100%	4	4.00
Academic Supports	49%	0%	2	0.00
Provider ECEM Visits	78%	75%	4	3.00
Placements with Siblings	No Data	Not Eligible	Not Scored	Not Scored
Placements within Legal County	28%	50%	Not Scored	Not Scored
<b>Well-Being Sub-Total</b>			<b>14</b>	<b>11.00</b>
<b>ILP/TLP Specialty Outcomes</b>				
Academic/Career Development	48%	0%	10	0.00
Ind Living Skills Provision	66%	0%	15	0.00
Financial Independence	50%	0%	5	0.00
WTLP/Life Coach	72%	67%	15	10.05
<b>Specialty Sub-Total</b>			<b>45</b>	<b>10.05</b>
*Performance calculation descriptions can be found in the FY 2019 RBWO PBP Measurements and Standards Guide.				
<b>Monitoring &amp; Outcomes: Possible Points = 100</b>			<b>Points Earned = 52.02</b>	
<b>Score Before Incentives Credit</b>				<b>52.02%</b>

**Performance-Based Placement Measures**  
**RBWO Provider GA+SCORECARD - ILP/TLP**

Report Quarter: Q4 FY2019

Incentives Awarded	00.00 pts
PBP Verification	0.00 pts
<b>Total Score</b>	<b>52.02%</b>

**Provider/Program Name: Untapped Potential LLC - Corey (5369) - ILP**

Program Census Information:		# Children in Care During Quarter: 4	# Placements During Quarter: 4	# Children in Care On Last Day: 2
ILP/TLP Incentive Credits	Avg Performance All ILP/TLPs (Points)	Provider Performance (%)*	Possible Points (Weight)	Provider Points Earned
No DOC Involvement		0%	5	0.00
Community Connections		0%	4	0.00
Positive Permanency Connections		0%	5	0.00
HS Grad/GED/Prof or Trade Certificate/College		N/A	10/5/5/1	
Part-Time Employment with Medical Benefits		0%	10	0.00
Living Arrangements at Discharge		0%	10	0.00
Additional Academic Supports		0%	2	0.00
Additional IL Skills Provision		0%	5	0.00
Active Agency Accreditation		0%	4	0.00
Staff Clinical Licensure		0%	5	0.00
<b>Incentives Total</b>	<b>14.62</b>			<b>0.00</b>

\*Performance calculation descriptions can be found in the FY 2019 RBWO PBP Measurements and Standards Guide.

**Child Protective Services Investigations and Dispositions**

The following investigations data, which is not used for scoring but is considered significant to a provider's performance, is from Georgia SHINES and is not considered final or complete until the end of the fiscal year.

Total Reports:	0	
Number Screened In:	0	
Number Screened Out:	0	
Number Substantiated:	0	
Number Unsubstantiated:	0	
Number Active CPS Investigations:	0	



## Performance-Based Placement Measures

### RBWO Provider GA+SCORECARD - ILP/TLP

Report Quarter: Q4 FY2019

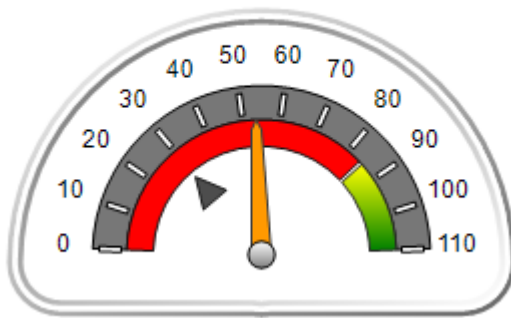
**Provider/Program Name: Untapped Potential LLC - Cross (5368) - ILP**

1011 Cross St, Rossville, GA 30741	Quarterly Scores (Grades)		Current Quarter Score (Grade)
Phone: 404-781-9437	Q1: 95.00 (A)	Q2: 43.41 (F)	<b>53.56%</b>
Vendor ID# 161460	Q3: 60.18 (D-)	Q4: 53.56 (F)	<b>(F)</b>
Program Census Information:	# Children in Care During Quarter: 4	# Placements During Quarter: 4	# Children in Care On Last Day: 4

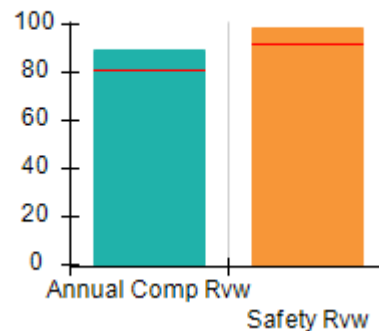
### Quarterly Provider Comparisons to All ILP/TLPs

indicates average for all ILP/TLPs

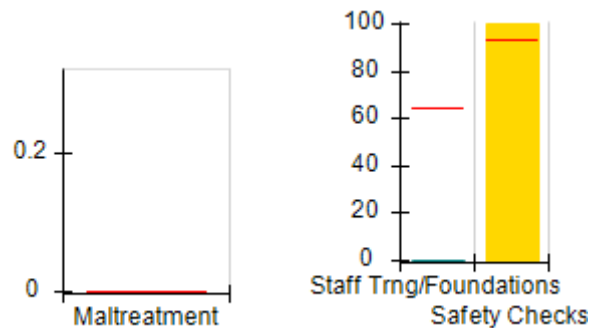
Overall Score (%)



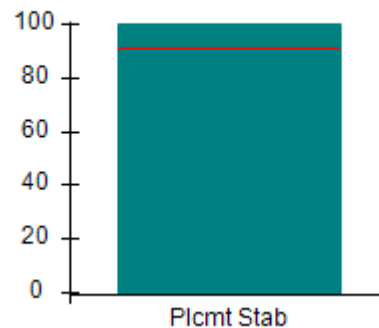
OPM Monitoring Reviews (%)



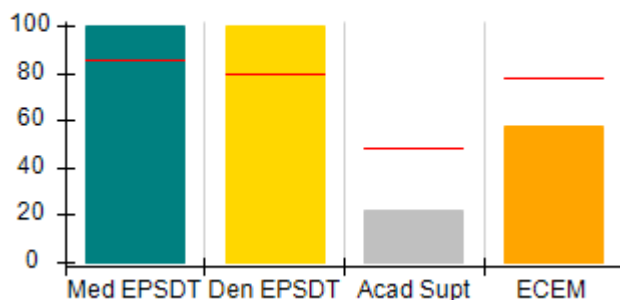
Safety Outcomes (%)



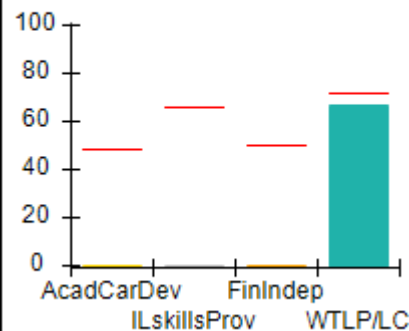
Permanency Outcomes (%)



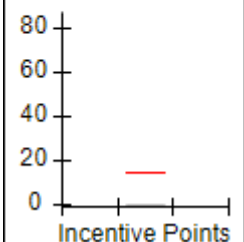
Well-Being Outcomes (%)



ILP/TLP Outcomes (%)



Incentives Earned (Points)





# Performance-Based Placement Measures

## RBWO Provider GA+SCORECARD - ILP/TLP

Report Quarter: Q4 FY2019

Provider/Program Name: Untapped Potential LLC - Cross (5368) - ILP				
1011 Cross St, Rossville, GA 30741		Quarterly Scores (Grades)		Current Quarter Score (Grade)
Phone: 404-781-9437		Q1: 95.00 (A)	Q2: 43.41 (F)	53.56%
Vendor ID# 161460		Q3: 60.18 (D-)	Q4: 53.56 (F)	(F)
Program Census Information:		# Children in Care During Quarter: 4	# Placements During Quarter: 4	# Children in Care On Last Day: 4
	Avg Performance All ILP/TLPs (%)	Provider Performance (%)*	Possible Points (Weight)	Provider Points Earned
<b>OPM Monitoring Reviews</b>				
Annual Comprehensive Reviews	81%	89%	15	13.42
Safety Reviews	92%	98%	10	9.83
<b>Monitoring Sub-Total</b>			<b>25</b>	<b>23.25</b>
<b>ILP/TLP Safety Outcomes</b>				
Incidence of Maltreatment	0.00%	Not Eligible		
Staff Training/Foundations	64%	0%	6.5	0.00
Staff Safety Checks	93%	100%	6.5	6.50
<b>Safety Sub-Total</b>			<b>13</b>	<b>6.50</b>
<b>ILP/TLP Permanency Outcomes</b>				
Placement Stability	91%	100%	3	3.00
<b>Permanency Sub-Total</b>			<b>3</b>	<b>3.00</b>
<b>ILP/TLP Well-Being Outcomes</b>				
EPSDT Medical Visits	85%	100%	4	4.00
EPSDT Dental Visits	80%	100%	4	4.00
Academic Supports	49%	22%	2	0.44
Provider ECEM Visits	78%	58%	4	2.32
Placements with Siblings	No Data	0%	Not Scored	Not Scored
Placements within Legal County	28%	Not Eligible	Not Scored	Not Scored
<b>Well-Being Sub-Total</b>			<b>14</b>	<b>10.76</b>
<b>ILP/TLP Specialty Outcomes</b>				
Academic/Career Development	48%	0%	10	0.00
Ind Living Skills Provision	66%	0%	15	0.00
Financial Independence	50%	0%	5	0.00
WTLP/Life Coach	72%	67%	15	10.05
<b>Specialty Sub-Total</b>			<b>45</b>	<b>10.05</b>
*Performance calculation descriptions can be found in the FY 2019 RBWO PBP Measurements and Standards Guide.				
<b>Monitoring &amp; Outcomes: Possible Points = 100</b>			<b>Points Earned = 53.56</b>	
<b>Score Before Incentives Credit</b>			<b>53.56%</b>	

**Performance-Based Placement Measures**  
**RBWO Provider GA+SCORECARD - ILP/TLP**

Report Quarter: Q4 FY2019

Incentives Awarded	00.00 pts
PBP Verification	0.00 pts
<b>Total Score</b>	<b>53.56%</b>

**Provider/Program Name: Untapped Potential LLC - Cross (5368) - ILP**

Program Census Information:		# Children in Care During Quarter: 4	# Placements During Quarter: 4	# Children in Care On Last Day: 4
ILP/TLP Incentive Credits	Avg Performance All ILP/TLPs (Points)	Provider Performance (%)*	Possible Points (Weight)	Provider Points Earned
No DOC Involvement		0%	5	0.00
Community Connections		0%	4	0.00
Positive Permanency Connections		0%	5	0.00
HS Grad/GED/Prof or Trade Certificate/College		N/A	10/5/5/1	
Part-Time Employment with Medical Benefits		Not Eligible	10	
Living Arrangements at Discharge		Not Eligible	10	
Additional Academic Supports		0%	2	0.00
Additional IL Skills Provision		0%	5	0.00
Active Agency Accreditation		0%	4	0.00
Staff Clinical Licensure		0%	5	0.00
<b>Incentives Total</b>	<b>14.62</b>			<b>0.00</b>

\*Performance calculation descriptions can be found in the FY 2019 RBWO PBP Measurements and Standards Guide.

**Child Protective Services Investigations and Dispositions**

The following investigations data, which is not used for scoring but is considered significant to a provider's performance, is from Georgia SHINES and is not considered final or complete until the end of the fiscal year.

Total Reports:	0	
Number Screened In:	0	
Number Screened Out:	0	
Number Substantiated:	0	
Number Unsubstantiated:	0	
Number Active CPS Investigations:	0	

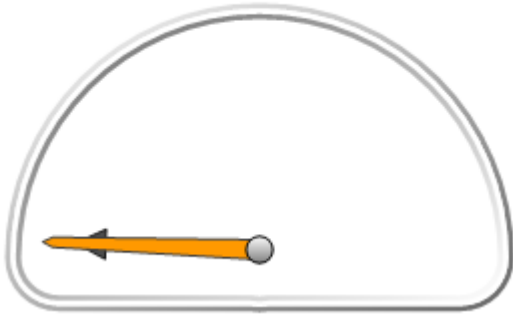


**Performance-Based Placement Measures**  
**RBWO Provider GA+SCORECARD - ILP/TLP**

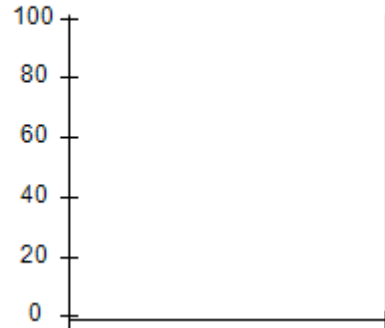
Report Quarter: Q4 FY2019

▼ — indicates average for all ILP/TLPs

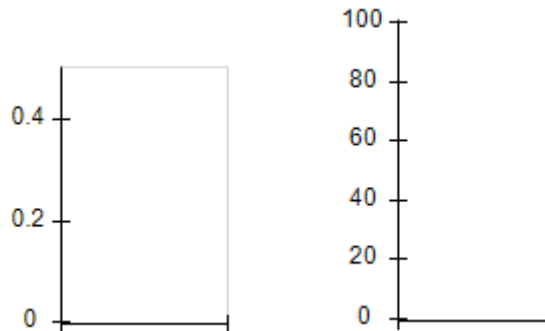
Overall Score (%)



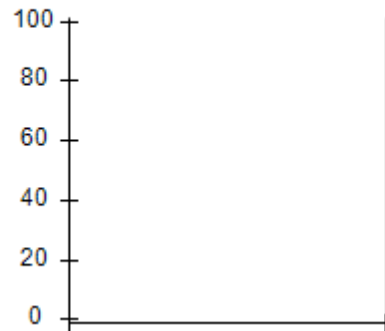
OPM Monitoring Reviews (%)



Safety Outcomes (%)



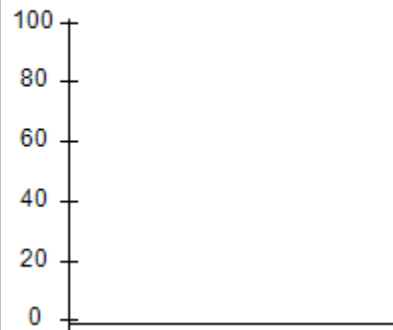
Permanency Outcomes (%)



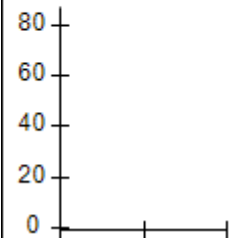
Well-Being Outcomes (%)



ILP/TLP Outcomes (%)



Incentives  
Earned  
(Points)







# Performance-Based Placement Measures RBWO Provider GA+SCORECARD - ILP/TLP

Report Quarter: Q4 FY2019

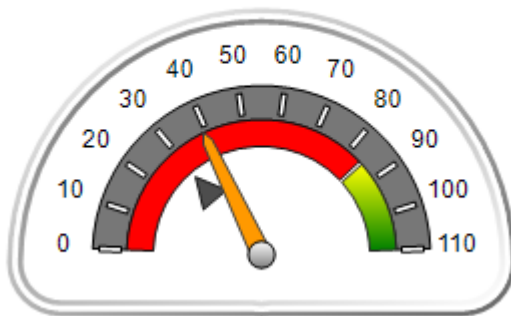
**Provider/Program Name: Untapped Potential LLC - Pearl (5370) - ILP**

205 Pearl St, Chickamauga, GA 30707	Quarterly Scores (Grades)		Current Quarter Score (Grade)
Phone: 404-781-9437	Q1: 95.00 (A)	Q2: 35.49 (F)	<b>39.07%</b>
Vendor ID# 161458	Q3: 35.49 (F)	Q4: 39.07 (F)	<b>(F)</b>
Program Census Information:	# Children in Care During Quarter: 3	# Placements During Quarter: 3	# Children in Care On Last Day: 2

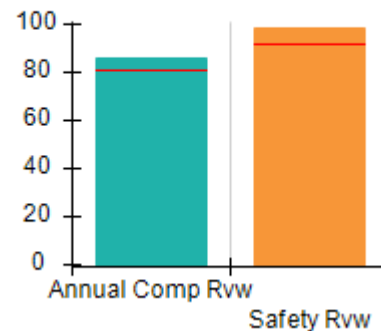
## Quarterly Provider Comparisons to All ILP/TLPs

▼ — indicates average for all ILP/TLPs

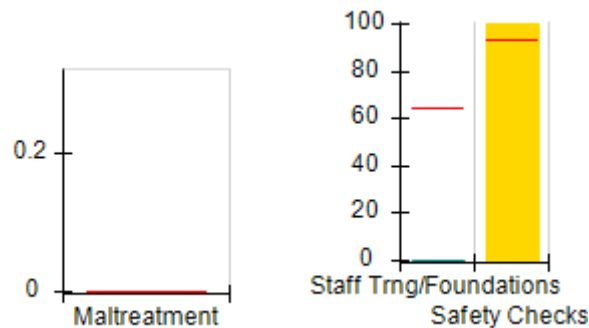
Overall Score (%)



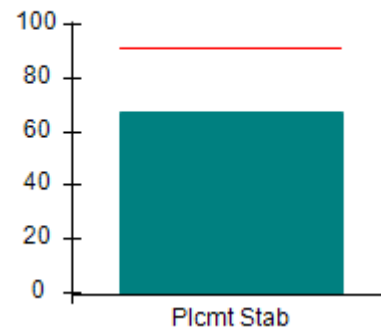
OPM Monitoring Reviews (%)



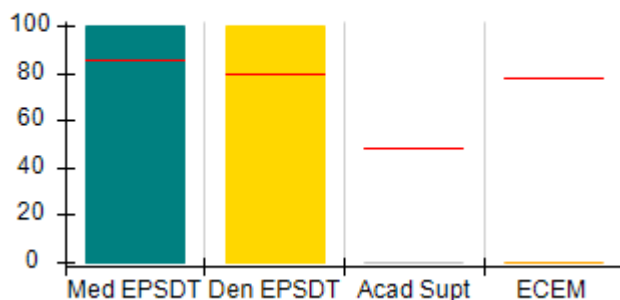
Safety Outcomes (%)



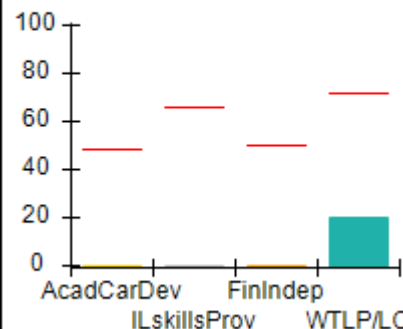
Permanency Outcomes (%)



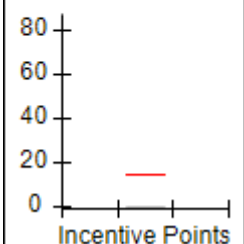
Well-Being Outcomes (%)



ILP/TLP Outcomes (%)



Incentives Earned (Points)





**Performance-Based Placement Measures**  
**RBWO Provider GA+SCORECARD - ILP/TLP**

Report Quarter: Q4 FY2019

Provider/Program Name: Untapped Potential LLC - Pearl (5370) - ILP				
205 Pearl St, Chickamauga, GA 30707		Quarterly Scores (Grades)		Current Quarter Score (Grade)
Phone: 404-781-9437		Q1: 95.00 (A)	Q2: 35.49 (F)	<b>39.07%</b>
Vendor ID# 161458		Q3: 35.49 (F)	Q4: 39.07 (F)	<b>(F)</b>
Program Census Information:		# Children in Care During Quarter: 3	# Placements During Quarter: 3	# Children in Care On Last Day: 2
	Avg Performance All ILP/TLPs (%)	Provider Performance (%)*	Possible Points (Weight)	Provider Points Earned
<b>OPM Monitoring Reviews</b>				
Annual Comprehensive Reviews	81%	86%	15	12.85
Safety Reviews	92%	99%	10	9.88
<b>Monitoring Sub-Total</b>			<b>25</b>	<b>22.73</b>
<b>ILP/TLP Safety Outcomes</b>				
Incidence of Maltreatment	0.00%	No Substantiated Reports	3	3.00
Staff Training/Foundations	64%	0%	5	0.00
Staff Safety Checks	93%	100%	5	5.00
<b>Safety Sub-Total</b>			<b>13</b>	<b>8.00</b>
<b>ILP/TLP Permanency Outcomes</b>				
Placement Stability	91%	67%	3	2.01
<b>Permanency Sub-Total</b>			<b>3</b>	<b>2.01</b>
<b>ILP/TLP Well-Being Outcomes</b>				
EPSDT Medical Visits	85%	100%	4	4.00
EPSDT Dental Visits	80%	100%	4	4.00
Academic Supports	49%	0%	2	0.00
Provider ECEM Visits	78%	0%	4	0.00
Placements with Siblings	No Data	Not Eligible	Not Scored	Not Scored
Placements within Legal County	28%	0%	Not Scored	Not Scored
<b>Well-Being Sub-Total</b>			<b>14</b>	<b>8.00</b>
<b>ILP/TLP Specialty Outcomes</b>				
Academic/Career Development	48%	0%	10	0.00
Ind Living Skills Provision	66%	0%	15	0.00
Financial Independence	50%	0%	5	0.00
WTLP/Life Coach	72%	20%	15	3.00
<b>Specialty Sub-Total</b>			<b>45</b>	<b>3.00</b>
*Performance calculation descriptions can be found in the FY 2019 RBWO PBP Measurements and Standards Guide.				

**Monitoring & Outcomes: Possible Points = 100**

**Points Earned = 43.74**



## Performance-Based Placement Measures

### RBWO Provider GA+SCORECARD - ILP/TLP

Report Quarter: Q4 FY2019

<b>Score Before Incentives Credit</b>	<b>43.74%</b>
<b>Incentives Awarded</b>	<b>00.00 pts</b>
<b>PBP Verification</b>	<b>-4.67 pts</b>
<b>Total Score</b>	<b>39.07%</b>

Provider/Program Name: Untapped Potential LLC - Pearl (5370) - ILP				
Program Census Information:		# Children in Care During Quarter: 3	# Placements During Quarter: 3	# Children in Care On Last Day: 2
ILP/TLP Incentive Credits	Avg Performance All ILP/TLPs (Points)	Provider Performance (%)*	Possible Points (Weight)	Provider Points Earned
No DOC Involvement		0%	5	0.00
Community Connections		0%	4	0.00
Positive Permanency Connections		0%	5	0.00
HS Grad/GED/Prof or Trade Certificate/College		N/A	10/5/5/1	
Part-Time Employment with Medical Benefits		0%	10	0.00
Living Arrangements at Discharge		0%	10	0.00
Additional Academic Supports		0%	2	0.00
Additional IL Skills Provision		0%	5	0.00
Active Agency Accreditation		0%	4	0.00
Staff Clinical Licensure		0%	5	0.00
<b>Incentives Total</b>	<b>14.62</b>			<b>0.00</b>

\*Performance calculation descriptions can be found in the FY 2019 RBWO PBP Measurements and Standards Guide.

Child Protective Services Investigations and Dispositions		
The following investigations data, which is not used for scoring but is considered significant to a provider's performance, is from Georgia SHINES and is not considered final or complete until the end of the fiscal year.		
Total Reports:	0	
Number Screened In:	0	
Number Screened Out:	0	
Number Substantiated:	0	
Number Unsubstantiated:	0	
Number Active CPS Investigations:	0	



## Performance-Based Placement Measures RBWO Provider GA+SCORECARD - ILP/TLP

Report Quarter: Q4 FY2019

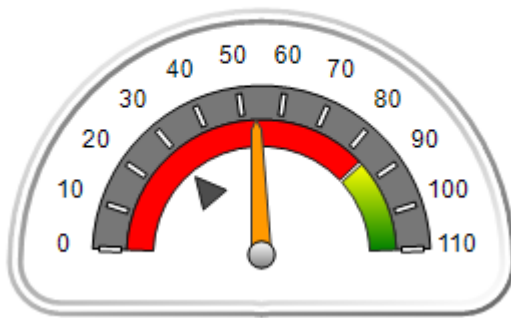
**Provider/Program Name: Wellspring Living, Inc. - ILP (5210) - ILP**

3965 Roosevelt Hwy, Union City, GA 30349	Quarterly Scores (Grades)		Current Quarter Score (Grade)
Phone: 6788704188	Q1: 30.83 (F)	Q2: 36.35 (F)	<b>53.54%</b>
Vendor ID# 132094	Q3: 45.79 (F)	Q4: 53.54 (F)	<b>(F)</b>
Program Census Information:	# Children in Care During Quarter: 6	# Placements During Quarter: 6	# Children in Care On Last Day: 2

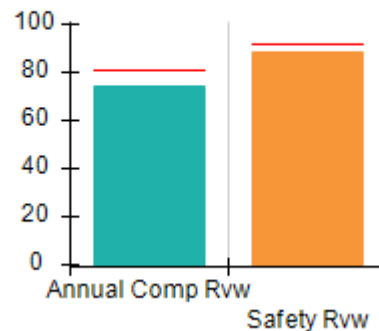
### Quarterly Provider Comparisons to All ILP/TLPs

▼ — indicates average for all ILP/TLPs

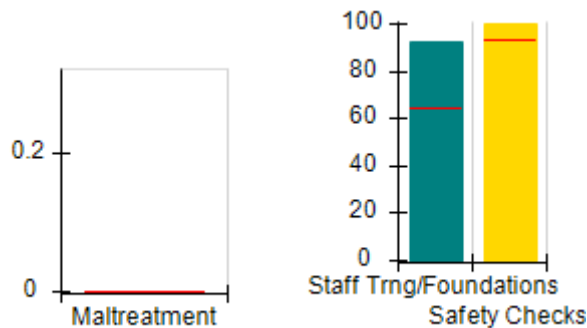
Overall Score (%)



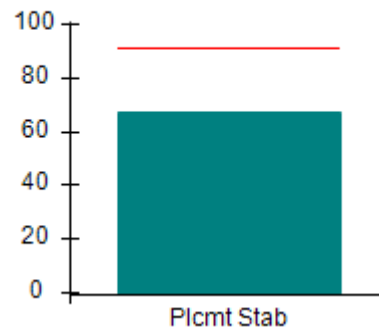
OPM Monitoring Reviews (%)



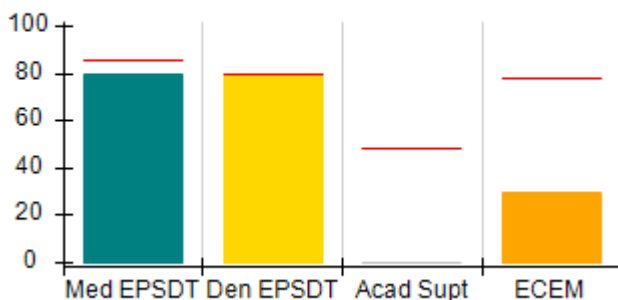
Safety Outcomes (%)



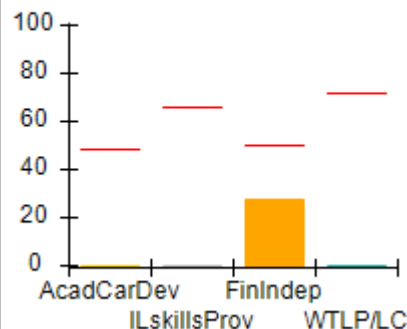
Permanency Outcomes (%)



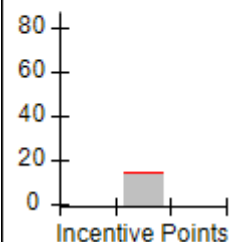
Well-Being Outcomes (%)



ILP/TLP Outcomes (%)



Incentives Earned (Points)





## Performance-Based Placement Measures

### RBWO Provider GA+SCORECARD - ILP/TLP

Report Quarter: Q4 FY2019

<b>Provider/Program Name: Wellspring Living, Inc. - ILP (5210) - ILP</b>				
<b>3965 Roosevelt Hwy, Union City, GA 30349</b>		<b>Quarterly Scores (Grades)</b>		<b>Current Quarter Score (Grade)</b>
<b>Phone: 6788704188</b>		<b>Q1: 30.83 (F)</b>	<b>Q2: 36.35 (F)</b>	<b>53.54%</b>
<b>Vendor ID# 132094</b>		<b>Q3: 45.79 (F)</b>	<b>Q4: 53.54 (F)</b>	<b>(F)</b>
Program Census Information:		# Children in Care During Quarter: 6	# Placements During Quarter: 6	# Children in Care On Last Day: 2
	<b>Avg Performance All ILP/TLPs (%)</b>	<b>Provider Performance (%)*</b>	<b>Possible Points (Weight)</b>	<b>Provider Points Earned</b>
<b>OPM Monitoring Reviews</b>				
Annual Comprehensive Reviews	81%	74%	15	11.15
Safety Reviews	92%	88%	10	8.83
<b>Monitoring Sub-Total</b>			<b>25</b>	<b>19.98</b>
<b>ILP/TLP Safety Outcomes</b>				
Incidence of Maltreatment	0.00%	No Substantiated Reports	3	3.00
Staff Training/Foundations	64%	92%	5	4.60
Staff Safety Checks	93%	100%	5	5.00
<b>Safety Sub-Total</b>			<b>13</b>	<b>12.60</b>
<b>ILP/TLP Permanency Outcomes</b>				
Placement Stability	91%	67%	3	2.01
<b>Permanency Sub-Total</b>			<b>3</b>	<b>2.01</b>
<b>ILP/TLP Well-Being Outcomes</b>				
EPSDT Medical Visits	85%	80%	4	3.20
EPSDT Dental Visits	80%	80%	4	3.20
Academic Supports	49%	0%	2	0.00
Provider ECEM Visits	78%	30%	4	1.20
Placements with Siblings	No Data	Not Eligible	Not Scored	Not Scored
Placements within Legal County	28%	100%	Not Scored	Not Scored
<b>Well-Being Sub-Total</b>			<b>14</b>	<b>7.60</b>
<b>ILP/TLP Specialty Outcomes</b>				
Academic/Career Development	48%	0%	10	0.00
Ind Living Skills Provision	66%	0%	15	0.00
Financial Independence	50%	27%	5	1.35
WTLP/Life Coach	72%	0%	15	0.00
<b>Specialty Sub-Total</b>			<b>45</b>	<b>1.35</b>
*Performance calculation descriptions can be found in the FY 2019 RBWO PBP Measurements and Standards Guide.				

**Monitoring & Outcomes: Possible Points = 100**
**Points Earned = 43.54**

**Performance-Based Placement Measures**  
**RBWO Provider GA+SCORECARD - ILP/TLP**

Report Quarter: Q4 FY2019

<b>Score Before Incentives Credit</b>	<b>43.54%</b>
<b>Incentives Awarded</b>	<b>10.00 pts</b>
<b>PBP Verification</b>	<b>N/A pts</b>
<b>Total Score</b>	<b>53.54%</b>

Provider/Program Name: Wellspring Living, Inc. - ILP (5210) - ILP				
Program Census Information:		# Children in Care During Quarter: 6	# Placements During Quarter: 6	# Children in Care On Last Day: 2
ILP/TLP Incentive Credits	Avg Performance All ILP/TLPs (Points)	Provider Performance (%)*	Possible Points (Weight)	Provider Points Earned
No DOC Involvement		100%	5	5.00
Community Connections		0%	4	0.00
Positive Permanency Connections		75%	5	3.75
HS Grad/GED/Prof or Trade Certificate/College		N/A	10/5/5/1	
Part-Time Employment with Medical Benefits		25%	10	2.50
Living Arrangements at Discharge		25%	10	2.50
Additional Academic Supports		0%	2	0.00
Additional IL Skills Provision		0%	5	0.00
Active Agency Accreditation		0%	4	0.00
Staff Clinical Licensure		20%	5	1.00
<b>Incentives Total</b>	<b>14.62</b>			<b>14.75</b>

\*Performance calculation descriptions can be found in the FY 2019 RBWO PBP Measurements and Standards Guide.

**Child Protective Services Investigations and Dispositions**

The following investigations data, which is not used for scoring but is considered significant to a provider's performance, is from Georgia SHINES and is not considered final or complete until the end of the fiscal year.

Total Reports:	0	
Number Screened In:	0	
Number Screened Out:	0	
Number Substantiated:	0	
Number Unsubstantiated:	0	
Number Active CPS Investigations:	0	



## Performance-Based Placement Measures

### RBWO Provider GA+SCORECARD - ILP/TLP

Report Quarter: Q4 FY2019

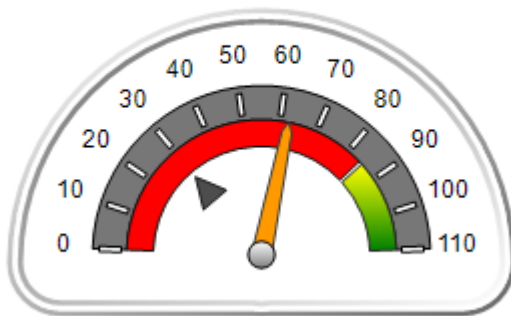
Provider/Program Name: Young Grace, Inc. ILP - (5355) - ILP

9400 Abercorn St., Savannah, GA 31406	Quarterly Scores (Grades)		Current Quarter Score (Grade)
Phone: 9124146534	Q1: 00.00 (F)	Q2: 34.58 (F)	<b>62.31%</b>
Vendor ID# 159957	Q3: 50.56 (F)	Q4: 62.31 (D-)	<b>(D-)</b>
Program Census Information:	# Children in Care During Quarter: 12	# Placements During Quarter: 12	# Children in Care On Last Day: 10

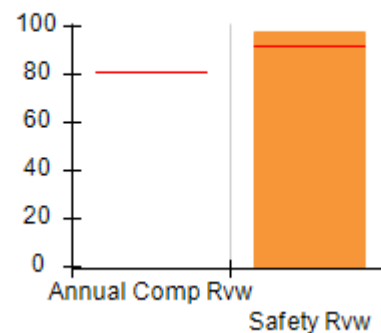
### Quarterly Provider Comparisons to All ILP/TLPs

indicates average for all ILP/TLPs

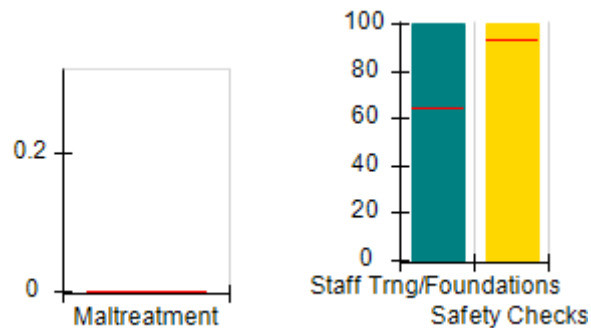
Overall Score (%)



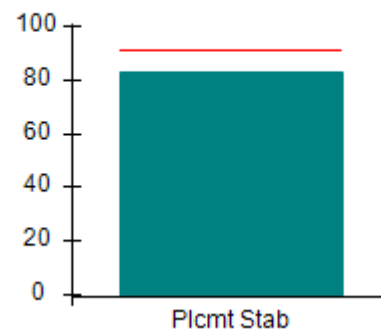
OPM Monitoring Reviews (%)



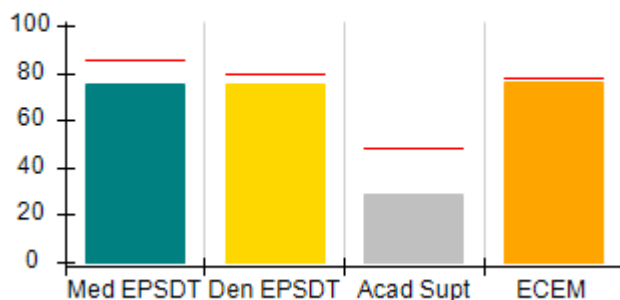
Safety Outcomes (%)



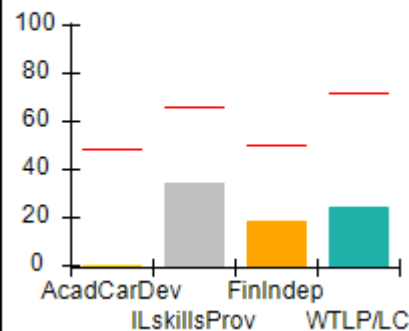
Permanency Outcomes (%)



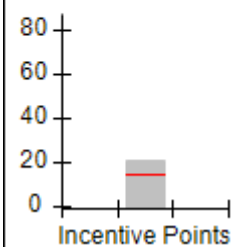
Well-Being Outcomes (%)



ILP/TLP Outcomes (%)



Incentives Earned (Points)





**Performance-Based Placement Measures**  
**RBWO Provider GA+SCORECARD - ILP/TLP**

**Report Quarter: Q4 FY2019**

<b>Provider/Program Name: Young Grace, Inc. ILP - (5355) - ILP</b>				
<b>9400 Abercorn St., Savannah, GA 31406</b>		<b>Quarterly Scores (Grades)</b>		<b>Current Quarter Score (Grade)</b>
<b>Phone: 9124146534</b>		<b>Q1: 00.00 (F)</b>	<b>Q2: 34.58 (F)</b>	<b>62.31%</b>
<b>Vendor ID# 159957</b>		<b>Q3: 50.56 (F)</b>	<b>Q4: 62.31 (D-)</b>	<b>(D-)</b>
Program Census Information:		# Children in Care During Quarter: 12	# Placements During Quarter: 12	# Children in Care On Last Day: 10
	<b>Avg Performance All ILP/TLPs (%)</b>	<b>Provider Performance (%)*</b>	<b>Possible Points (Weight)</b>	<b>Provider Points Earned</b>
<b>OPM Monitoring Reviews</b>				
Annual Comprehensive Reviews	81%	Not Yet Conducted		
Safety Reviews	92%	98%	10	9.75
<b>Monitoring Sub-Total</b>			<b>10</b>	<b>9.75</b>
<b>ILP/TLP Safety Outcomes</b>				
Incidence of Maltreatment	0.00%	No Substantiated Reports	3	3.00
Staff Training/Foundations	64%	100%	5	5.00
Staff Safety Checks	93%	100%	5	5.00
<b>Safety Sub-Total</b>			<b>13</b>	<b>13.00</b>
<b>ILP/TLP Permanency Outcomes</b>				
Placement Stability	91%	83%	3	2.49
<b>Permanency Sub-Total</b>			<b>3</b>	<b>2.49</b>
<b>ILP/TLP Well-Being Outcomes</b>				
EPSDT Medical Visits	85%	75%	4	3.00
EPSDT Dental Visits	80%	75%	4	3.00
Academic Supports	49%	29%	2	0.58
Provider ECEM Visits	78%	76%	4	3.04
Placements with Siblings	No Data	0%	Not Scored	Not Scored
Placements within Legal County	28%	75%	Not Scored	Not Scored
<b>Well-Being Sub-Total</b>			<b>14</b>	<b>9.62</b>
<b>ILP/TLP Specialty Outcomes</b>				
Academic/Career Development	48%	0%	10	0.00
Ind Living Skills Provision	66%	34%	15	5.10
Financial Independence	50%	18%	5	0.90
WTLP/Life Coach	72%	24%	15	3.60
<b>Specialty Sub-Total</b>			<b>45</b>	<b>9.60</b>
*Performance calculation descriptions can be found in the FY 2019 RBWO PBP Measurements and Standards Guide.				

**Monitoring & Outcomes: Possible Points = 85**

**Points Earned = 44.46**





## Performance-Based Placement Measures

### RBWO Provider GA+SCORECARD - ILP/TLP

Report Quarter: Q4 FY2019

<b>Score Before Incentives Credit</b>	<b>52.31%</b>
<b>Incentives Awarded</b>	<b>10.00 pts</b>
<b>PBP Verification</b>	<b>N/A pts</b>
<b>Total Score</b>	<b>62.31%</b>

#### Provider/Program Name: Young Grace, Inc. ILP - (5355) - ILP

Program Census Information:		# Children in Care During Quarter: 12	# Placements During Quarter: 12	# Children in Care On Last Day: 10
ILP/TLP Incentive Credits	Avg Performance All ILP/TLPs (Points)	Provider Performance (%)*	Possible Points (Weight)	Provider Points Earned
No DOC Involvement		32%	5	1.60
Community Connections		100%	4	4.00
Positive Permanency Connections		100%	5	5.00
HS Grad/GED/Prof or Trade Certificate/College		N/A	10/5/5/1	10.00
Part-Time Employment with Medical Benefits		0%	10	0.00
Living Arrangements at Discharge		0%	10	0.00
Additional Academic Supports		0%	2	0.00
Additional IL Skills Provision		11%	5	0.55
Active Agency Accreditation		0%	4	0.00
Staff Clinical Licensure		0%	5	0.00
<b>Incentives Total</b>	<b>14.62</b>			<b>21.15</b>

\*Performance calculation descriptions can be found in the FY 2019 RBWO PBP Measurements and Standards Guide.

#### Child Protective Services Investigations and Dispositions

The following investigations data, which is not used for scoring but is considered significant to a provider's performance, is from Georgia SHINES and is not considered final or complete until the end of the fiscal year.

Total Reports:	0
Number Screened In:	0
Number Screened Out:	0
Number Substantiated:	0
Number Unsubstantiated:	0
Number Active CPS Investigations:	0



# Performance-Based Placement Measures RBWO Provider GA+SCORECARD - ILP/TLP


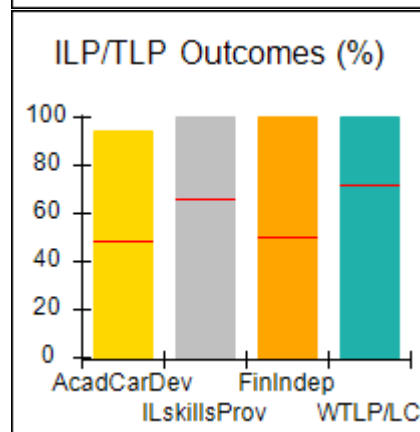
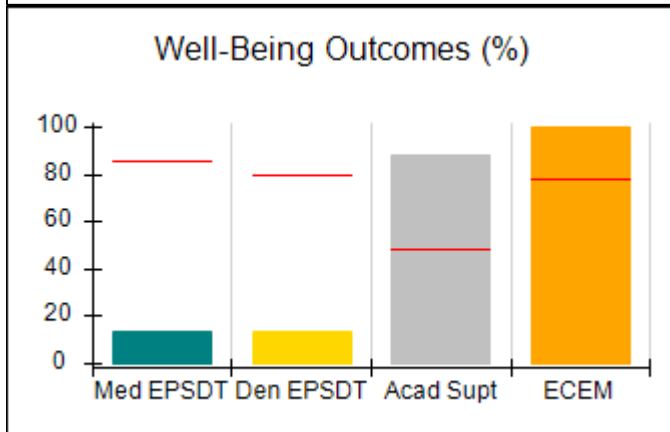
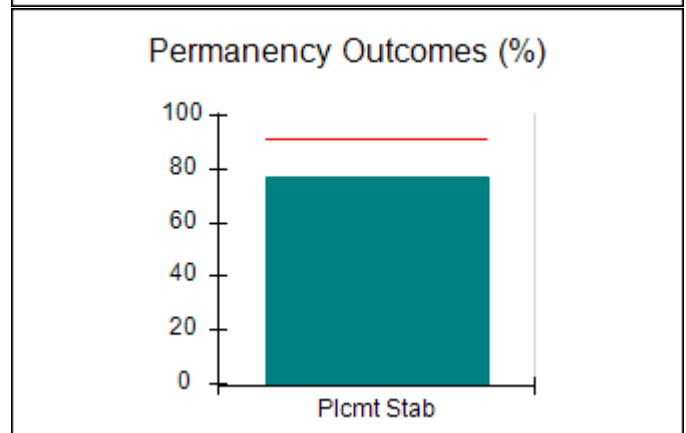
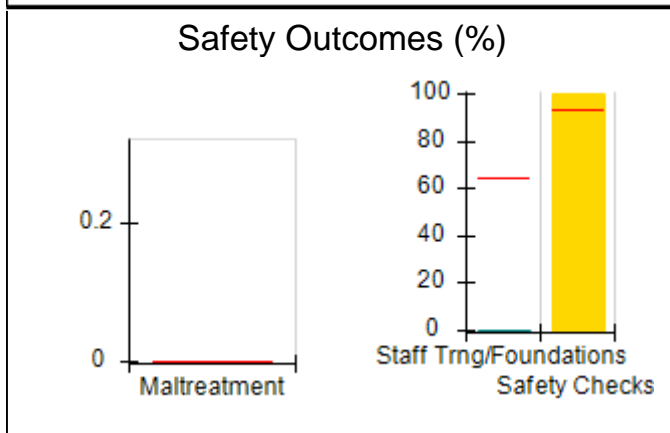
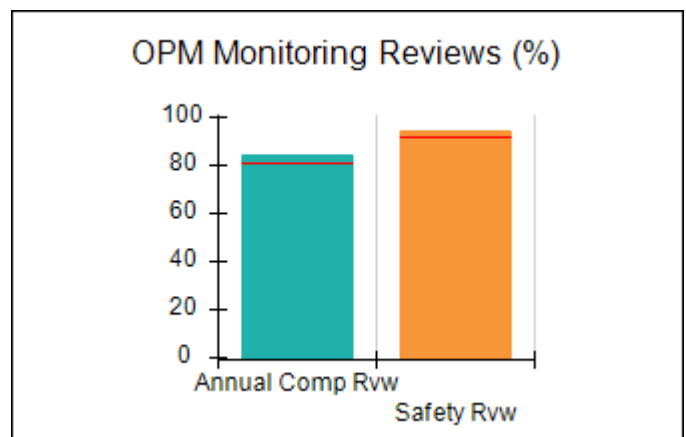
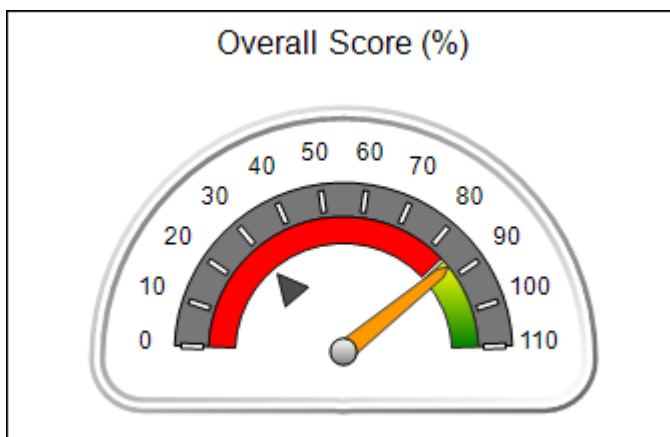
Report Quarter: Q4 FY2019

**Provider/Program Name: Youth Empowerment Success Services - Dekalb Site 1 (5258) - ILP**

1420 S. Hairston Rd, Stone Mountain, GA 30088	Quarterly Scores (Grades)		Current Quarter Score (Grade)
Phone: 470-236-9377	Q1: 81.90 (B-)	Q2: 91.00 (A-)	<b>86.91%</b>
Vendor ID# 153019	Q3: 90.52 (A-)	Q4: 86.91 (B)	<b>(B)</b>
Program Census Information:	# Children in Care During Quarter: 13	# Placements During Quarter: 13	# Children in Care On Last Day: 9

## Quarterly Provider Comparisons to All ILP/TLPs

▼ — indicates average for all ILP/TLPs





## Performance-Based Placement Measures

### RBWO Provider GA+SCORECARD - ILP/TLP

Report Quarter: Q4 FY2019

Provider/Program Name: Youth Empowerment Success Services - Dekalb Site 1 (5258) - ILP				
1420 S. Hairston Rd, Stone Mountain, GA 30088		Quarterly Scores (Grades)		Current Quarter Score (Grade)
Phone: 470-236-9377		Q1: 81.90 (B-)	Q2: 91.00 (A-)	<b>86.91%</b>
Vendor ID# 153019		Q3: 90.52 (A-)	Q4: 86.91 (B)	<b>(B)</b>
Program Census Information:		# Children in Care During Quarter: 13	# Placements During Quarter: 13	# Children in Care On Last Day: 9
	Avg Performance All ILP/TLPs (%)	Provider Performance (%)*	Possible Points (Weight)	Provider Points Earned
<b>OPM Monitoring Reviews</b>				
Annual Comprehensive Reviews	81%	85%	15	12.70
Safety Reviews	92%	94%	10	9.42
<b>Monitoring Sub-Total</b>			<b>25</b>	<b>22.12</b>
<b>ILP/TLP Safety Outcomes</b>				
Incidence of Maltreatment	0.00%	No Substantiated Reports	3	3.00
Staff Training/Foundations	64%	0%	5	0.00
Staff Safety Checks	93%	100%	5	5.00
<b>Safety Sub-Total</b>			<b>13</b>	<b>8.00</b>
<b>ILP/TLP Permanency Outcomes</b>				
Placement Stability	91%	77%	3	2.31
<b>Permanency Sub-Total</b>			<b>3</b>	<b>2.31</b>
<b>ILP/TLP Well-Being Outcomes</b>				
EPSDT Medical Visits	85%	14%	4	0.56
EPSDT Dental Visits	80%	14%	4	0.56
Academic Supports	49%	88%	2	1.76
Provider ECEM Visits	78%	100%	4	4.00
Placements with Siblings	No Data	Not Eligible	Not Scored	Not Scored
Placements within Legal County	28%	100%	Not Scored	Not Scored
<b>Well-Being Sub-Total</b>			<b>14</b>	<b>6.88</b>
<b>ILP/TLP Specialty Outcomes</b>				
Academic/Career Development	48%	94%	10	9.40
Ind Living Skills Provision	66%	100%	15	15.00
Financial Independence	50%	100%	5	5.00
WTLP/Life Coach	72%	100%	15	15.00
<b>Specialty Sub-Total</b>			<b>45</b>	<b>44.40</b>
*Performance calculation descriptions can be found in the FY 2019 RBWO PBP Measurements and Standards Guide.				

**Monitoring & Outcomes: Possible Points = 100**

**Points Earned = 83.71**



## Performance-Based Placement Measures

### RBWO Provider GA+SCORECARD - ILP/TLP

Report Quarter: Q4 FY2019

<b>Score Before Incentives Credit</b>	<b>83.71%</b>
<b>Incentives Awarded</b>	<b>10.00 pts</b>
<b>PBP Verification</b>	<b>-6.80 pts</b>
<b>Total Score</b>	<b>86.91%</b>

#### Provider/Program Name: Youth Empowerment Success Services - Dekalb Site 1 (5258) - ILP

Program Census Information:		# Children in Care During Quarter: 13	# Placements During Quarter: 13	# Children in Care On Last Day: 9
ILP/TLP Incentive Credits	Avg Performance All ILP/TLPs (Points)	Provider Performance (%)*	Possible Points (Weight)	Provider Points Earned
No DOC Involvement		94%	5	4.70
Community Connections		0%	4	0.00
Positive Permanency Connections		20%	5	1.00
HS Grad/GED/Prof or Trade Certificate/College		N/A	10/5/5/1	
Part-Time Employment with Medical Benefits		0%	10	0.00
Living Arrangements at Discharge		0%	10	0.00
Additional Academic Supports		40%	2	0.80
Additional IL Skills Provision		91%	5	4.55
Active Agency Accreditation		0%	4	0.00
Staff Clinical Licensure		0%	5	0.00
<b>Incentives Total</b>	<b>14.62</b>			<b>11.05</b>

\*Performance calculation descriptions can be found in the FY 2019 RBWO PBP Measurements and Standards Guide.

#### Child Protective Services Investigations and Dispositions

The following investigations data, which is not used for scoring but is considered significant to a provider's performance, is from Georgia SHINES and is not considered final or complete until the end of the fiscal year.

Total Reports:	0
Number Screened In:	0
Number Screened Out:	0
Number Substantiated:	0
Number Unsubstantiated:	0
Number Active CPS Investigations:	0



## Performance-Based Placement Measures RBWO Provider GA+SCORECARD - ILP/TLP


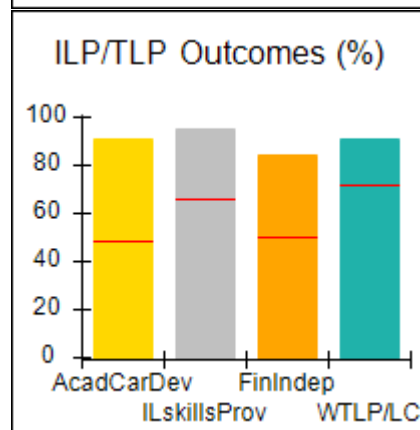
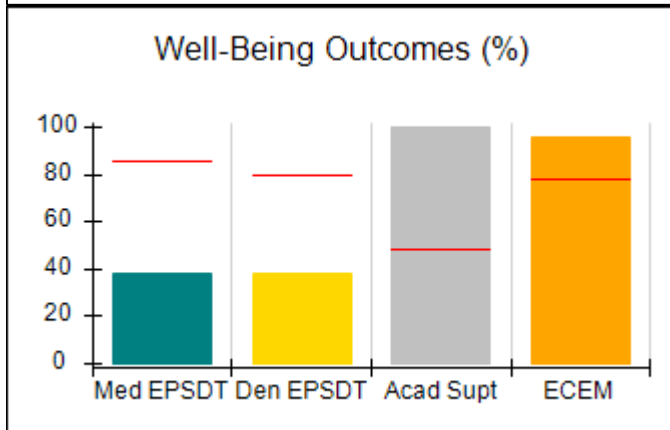
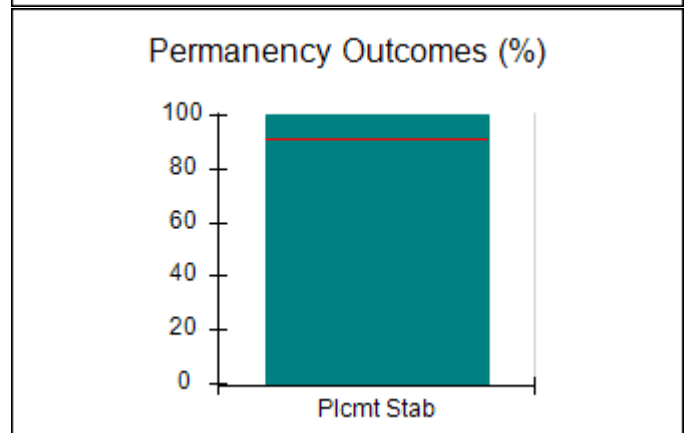
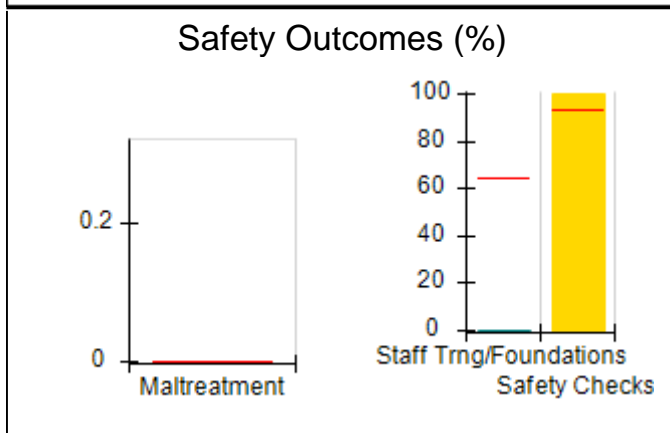
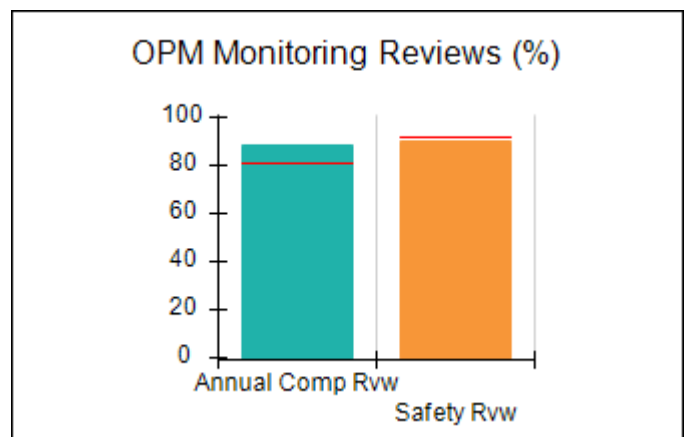
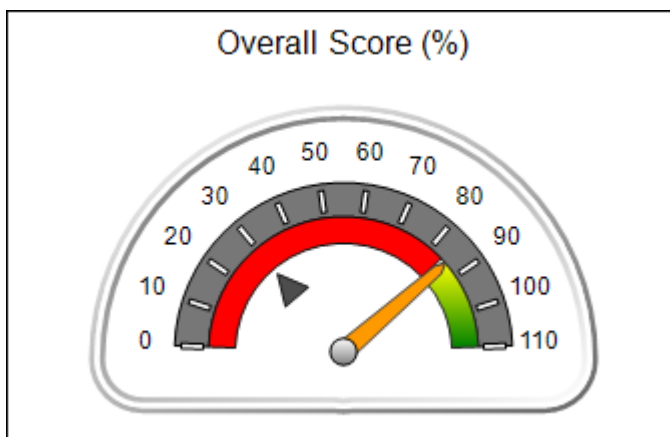
Report Quarter: Q4 FY2019

**Provider/Program Name: Youth Empowerment Success Services - Jonesboro Site 1 (5259) - ILP**

1 Magnolia Circle, Jonesboro, GA 30236	Quarterly Scores (Grades)		Current Quarter Score (Grade)
Phone: 470-236-9377	Q1: 80.53 (B-)	Q2: 80.35 (B-)	<b>85.71%</b>
Vendor ID# 153020	Q3: 78.27 (C+)	Q4: 85.71 (B)	<b>(B)</b>
Program Census Information:	# Children in Care During Quarter: 9	# Placements During Quarter: 9	# Children in Care On Last Day: 9

### Quarterly Provider Comparisons to All ILP/TLPs

▼ — indicates average for all ILP/TLPs





**Performance-Based Placement Measures**  
**RBWO Provider GA+SCORECARD - ILP/TLP**

**Report Quarter: Q4 FY2019**

<b>Provider/Program Name: Youth Empowerment Success Services - Jonesboro Site 1 (5259) - ILP</b>				
<b>1 Magnolia Circle, Jonesboro, GA 30236</b>	<b>Quarterly Scores (Grades)</b>			<b>Current Quarter Score (Grade)</b>
<b>Phone: 470-236-9377</b>	<b>Q1: 80.53 (B-)</b>	<b>Q2: 80.35 (B-)</b>	<b>85.71%</b>	
<b>Vendor ID# 153020</b>	<b>Q3: 78.27 (C+)</b>	<b>Q4: 85.71 (B)</b>	<b>(B)</b>	
Program Census Information:	# Children in Care During Quarter: 9	# Placements During Quarter: 9	# Children in Care On Last Day: 9	
	<b>Avg Performance All ILP/TLPs (%)</b>	<b>Provider Performance (%)*</b>	<b>Possible Points (Weight)</b>	<b>Provider Points Earned</b>
<b>OPM Monitoring Reviews</b>				
Annual Comprehensive Reviews	81%	88%	15	13.23
Safety Reviews	92%	90%	10	9.00
<b>Monitoring Sub-Total</b>			<b>25</b>	<b>22.23</b>
<b>ILP/TLP Safety Outcomes</b>				
Incidence of Maltreatment	0.00%	No Substantiated Reports	3	3.00
Staff Training/Foundations	64%	0%	5	0.00
Staff Safety Checks	93%	100%	5	5.00
<b>Safety Sub-Total</b>			<b>13</b>	<b>8.00</b>
<b>ILP/TLP Permanency Outcomes</b>				
Placement Stability	91%	100%	3	3.00
<b>Permanency Sub-Total</b>			<b>3</b>	<b>3.00</b>
<b>ILP/TLP Well-Being Outcomes</b>				
EPSDT Medical Visits	85%	38%	4	1.52
EPSDT Dental Visits	80%	38%	4	1.52
Academic Supports	49%	100%	2	2.00
Provider ECEM Visits	78%	96%	4	3.84
Placements with Siblings	No Data	0%	Not Scored	Not Scored
Placements within Legal County	28%	0%	Not Scored	Not Scored
<b>Well-Being Sub-Total</b>			<b>14</b>	<b>8.88</b>
<b>ILP/TLP Specialty Outcomes</b>				
Academic/Career Development	48%	91%	10	9.10
Ind Living Skills Provision	66%	95%	15	14.25
Financial Independence	50%	84%	5	4.20
WTLP/Life Coach	72%	91%	15	13.65
<b>Specialty Sub-Total</b>			<b>45</b>	<b>41.20</b>
*Performance calculation descriptions can be found in the FY 2019 RBWO PBP Measurements and Standards Guide.				

**Monitoring & Outcomes: Possible Points = 100**

**Points Earned = 83.31**



## Performance-Based Placement Measures

### RBWO Provider GA+SCORECARD - ILP/TLP

Report Quarter: Q4 FY2019

<b>Score Before Incentives Credit</b>	<b>83.31%</b>
<b>Incentives Awarded</b>	<b>05.70 pts</b>
<b>PBP Verification</b>	<b>-3.30 pts</b>
<b>Total Score</b>	<b>85.71%</b>

#### Provider/Program Name: Youth Empowerment Success Services - Jonesboro Site 1 (5259) - ILP

Program Census Information:		# Children in Care During Quarter: 9	# Placements During Quarter: 9	# Children in Care On Last Day: 9
ILP/TLP Incentive Credits	Avg Performance All ILP/TLPs (Points)	Provider Performance (%)*	Possible Points (Weight)	Provider Points Earned
No DOC Involvement		100%	5	5.00
Community Connections		0%	4	0.00
Positive Permanency Connections		14%	5	0.70
HS Grad/GED/Prof or Trade Certificate/College		N/A	10/5/5/1	
Part-Time Employment with Medical Benefits		Not Eligible	10	
Living Arrangements at Discharge		Not Eligible	10	
Additional Academic Supports		0%	2	0.00
Additional IL Skills Provision		0%	5	0.00
Active Agency Accreditation		0%	4	0.00
Staff Clinical Licensure		0%	5	0.00
<b>Incentives Total</b>	<b>14.62</b>			<b>5.70</b>

\*Performance calculation descriptions can be found in the FY 2019 RBWO PBP Measurements and Standards Guide.

#### Child Protective Services Investigations and Dispositions

The following investigations data, which is not used for scoring but is considered significant to a provider's performance, is from Georgia SHINES and is not considered final or complete until the end of the fiscal year.

Total Reports:	0
Number Screened In:	0
Number Screened Out:	0
Number Substantiated:	0
Number Unsubstantiated:	0
Number Active CPS Investigations:	0



## Performance-Based Placement Measures RBWO Provider GA+SCORECARD - ILP/TLP


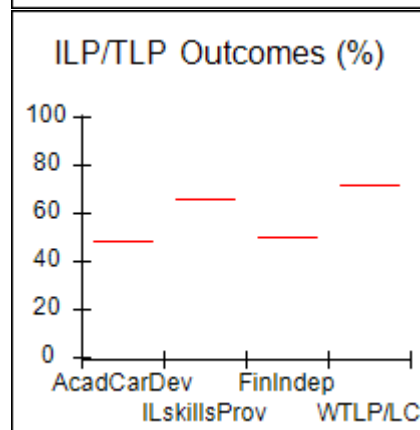
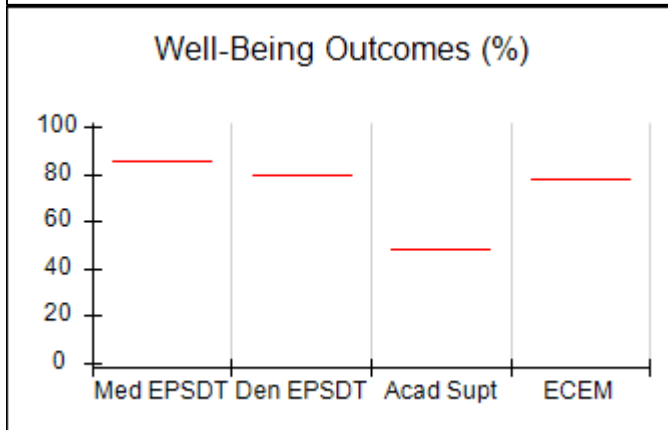
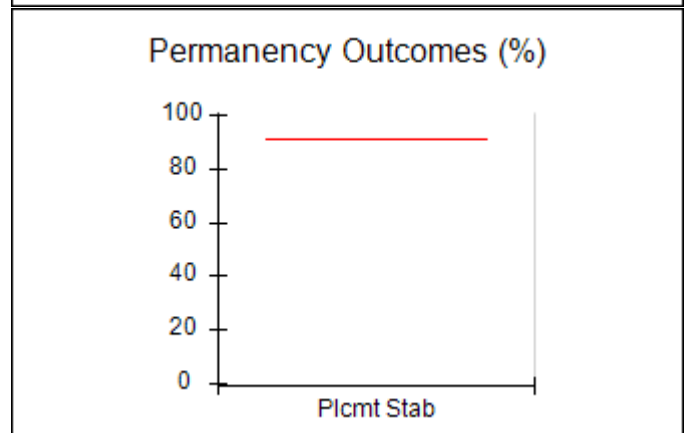
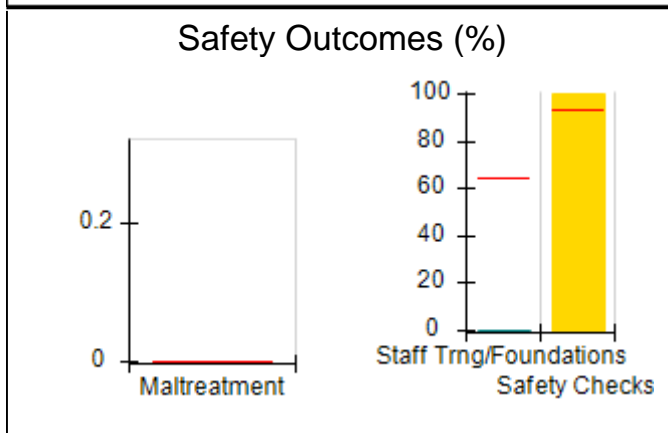
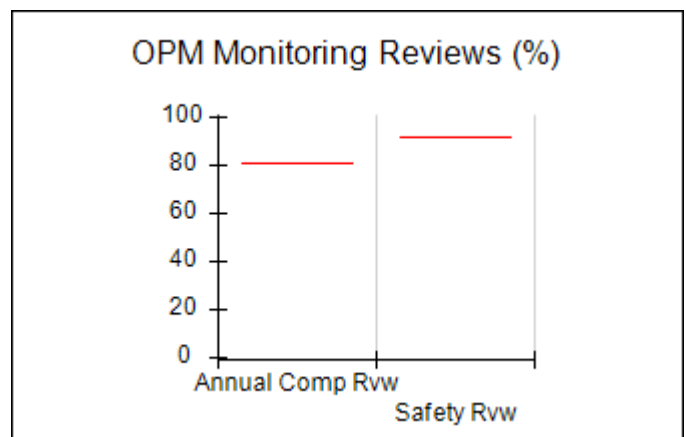
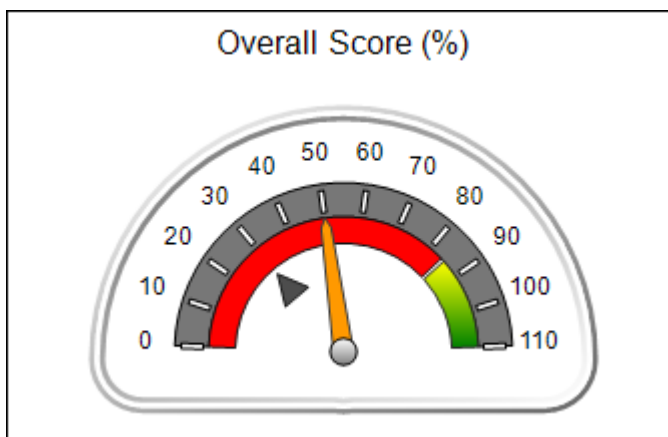
Report Quarter: Q4 FY2019

**Provider/Program Name: Youth Empowerment Success Services - Jonesboro Site 2 (5391) - ILP**

100 Chase Lake Dr., Jonesboro, GA 30236	Quarterly Scores (Grades)		Current Quarter Score (Grade)
Phone: 470-236-9377	Q1: (N/A)	Q2: 50.00 (F)	<b>50.00%</b>
Vendor ID# 162440	Q3: 100.00 (A+)	Q4: 50.00 (F)	<b>(F)</b>
Program Census Information:	# Children in Care During Quarter: 0	# Placements During Quarter: 0	# Children in Care On Last Day: 0

### Quarterly Provider Comparisons to All ILP/TLPs

▼ — indicates average for all ILP/TLPs







## Performance-Based Placement Measures

### RBWO Provider GA+SCORECARD - ILP/TLP

Report Quarter: Q4 FY2019

Provider/Program Name: Youth Empowerment Success Services - Jonesboro Site 2 (5391) - ILP				
100 Chase Lake Dr., Jonesboro, GA 30236	Quarterly Scores (Grades)		Current Quarter Score (Grade)	
Phone: 470-236-9377	Q1: (N/A)	Q2: 50.00 (F)	50.00%	
Vendor ID# 162440	Q3: 100.00 (A+)	Q4: 50.00 (F)	(F)	
Program Census Information:	# Children in Care During Quarter: 0	# Placements During Quarter: 0	# Children in Care On Last Day: 0	
	Avg Performance All ILP/TLPs (%)	Provider Performance (%)*	Possible Points (Weight)	Provider Points Earned
<b>OPM Monitoring Reviews</b>				
Annual Comprehensive Reviews	81%	Not Yet Conducted		
Safety Reviews	92%	Not Yet Conducted		
<b>Monitoring Sub-Total</b>				<b>0.00</b>
<b>ILP/TLP Safety Outcomes</b>				
Incidence of Maltreatment	0.00%	Not Eligible		
Staff Training/Foundations	64%	0%	6.5	0.00
Staff Safety Checks	93%	100%	6.5	6.50
<b>Safety Sub-Total</b>			<b>13</b>	<b>6.50</b>
<b>ILP/TLP Permanency Outcomes</b>				
Placement Stability	91%	Not Eligible		
<b>Permanency Sub-Total</b>			<b>N/A</b>	
<b>ILP/TLP Well-Being Outcomes</b>				
EPSDT Medical Visits	85%	Not Eligible		
EPSDT Dental Visits	80%	Not Eligible		
Academic Supports	49%	Not Eligible		
Provider ECEM Visits	78%	Not Eligible		
Placements with Siblings	No Data	Not Eligible	Not Scored	Not Scored
Placements within Legal County	28%	Not Eligible	Not Scored	Not Scored
<b>Well-Being Sub-Total</b>			<b>N/A</b>	
<b>ILP/TLP Specialty Outcomes</b>				
Academic/Career Development	48%	Not Eligible		
Ind Living Skills Provision	66%	Not Eligible		
Financial Independence	50%	Not Eligible		
WTLP/Life Coach	72%	Not Eligible		
<b>Specialty Sub-Total</b>			<b>N/A</b>	
*Performance calculation descriptions can be found in the FY 2019 RBWO PBP Measurements and Standards Guide.				

**Monitoring & Outcomes: Possible Points = 13**

**Points Earned = 06.50**



## Performance-Based Placement Measures

### RBWO Provider GA+SCORECARD - ILP/TLP

Report Quarter: Q4 FY2019

<b>Score Before Incentives Credit</b>	<b>50.00%</b>
<b>Incentives Awarded</b>	<b>00.00 pts</b>
<b>PBP Verification</b>	<b>N/A pts</b>
<b>Total Score</b>	<b>50.00%</b>

#### Provider/Program Name: Youth Empowerment Success Services - Jonesboro Site 2 (5391) - ILP

Program Census Information:		# Children in Care During Quarter: 0	# Placements During Quarter: 0	# Children in Care On Last Day: 0
ILP/TLP Incentive Credits	Avg Performance All ILP/TLPs (Points)	Provider Performance (%)*	Possible Points (Weight)	Provider Points Earned
No DOC Involvement		Not Eligible	5	
Community Connections		Not Eligible	4	
Positive Permanency Connections		Not Eligible	5	
HS Grad/GED/Prof or Trade Certificate/College		N/A	10/5/5/1	
Part-Time Employment with Medical Benefits		Not Eligible	10	
Living Arrangements at Discharge		Not Eligible	10	
Additional Academic Supports		Not Eligible	2	
Additional IL Skills Provision		Not Eligible	5	
Active Agency Accreditation		0%	4	0.00
Staff Clinical Licensure		0%	5	0.00
<b>Incentives Total</b>	<b>14.62</b>			<b>0.00</b>

\*Performance calculation descriptions can be found in the FY 2019 RBWO PBP Measurements and Standards Guide.

#### Child Protective Services Investigations and Dispositions

The following investigations data, which is not used for scoring but is considered significant to a provider's performance, is from Georgia SHINES and is not considered final or complete until the end of the fiscal year.

Total Reports:	0
Number Screened In:	0
Number Screened Out:	0
Number Substantiated:	0
Number Unsubstantiated:	0
Number Active CPS Investigations:	0



# Performance-Based Placement Measures RBWO Provider GA+SCORECARD - ILP/TLP

Report Quarter: Q4 FY2019

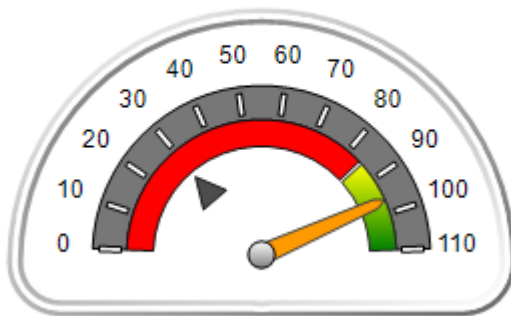
**Provider/Program Name: Zion Foundation - Cooper Creek Apts. (5334) - ILP**

4800 Burt Mar Drive, Columbus, GA 31907	Quarterly Scores (Grades)		Current Quarter Score (Grade)
Phone: 706-940-0370	Q1: 65.82 (D)	Q2: 86.38 (B)	<b>96.33%</b>
Vendor ID# 157128	Q3: 87.22 (B+)	Q4: 96.33 (A)	<b>(A)</b>
Program Census Information:	# Children in Care During Quarter: 15	# Placements During Quarter: 15	# Children in Care On Last Day: 8

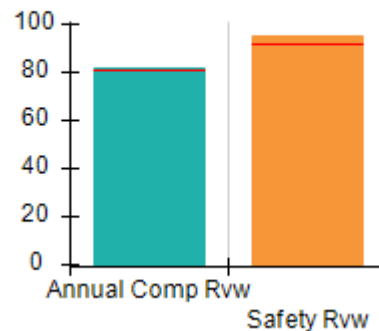
## Quarterly Provider Comparisons to All ILP/TLPs

▼ — indicates average for all ILP/TLPs

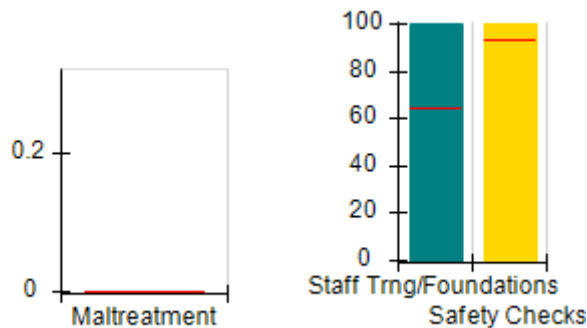
Overall Score (%)



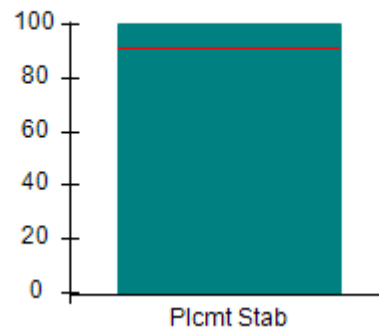
OPM Monitoring Reviews (%)



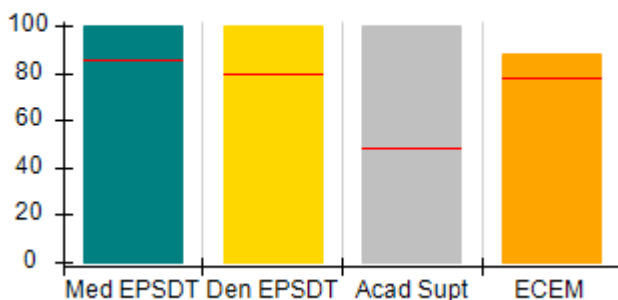
Safety Outcomes (%)



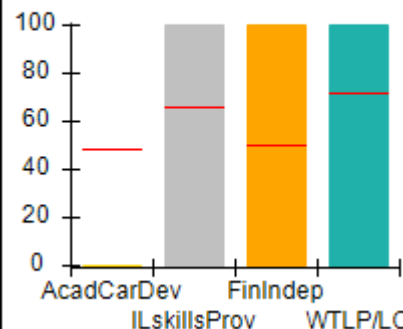
Permanency Outcomes (%)



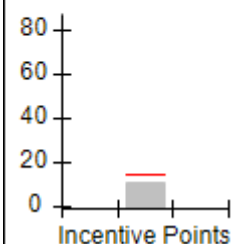
Well-Being Outcomes (%)



ILP/TLP Outcomes (%)



Incentives Earned (Points)





**Performance-Based Placement Measures**  
**RBWO Provider GA+SCORECARD - ILP/TLP**

**Report Quarter: Q4 FY2019**

<b>Provider/Program Name: Zion Foundation - Cooper Creek Apts. (5334) - ILP</b>				
<b>4800 Burt Mar Drive, Columbus, GA 31907</b>		<b>Quarterly Scores (Grades)</b>		<b>Current Quarter Score (Grade)</b>
<b>Phone: 706-940-0370</b>		<b>Q1: 65.82 (D)</b>	<b>Q2: 86.38 (B)</b>	<b>96.33%</b>
<b>Vendor ID# 157128</b>		<b>Q3: 87.22 (B+)</b>	<b>Q4: 96.33 (A)</b>	<b>(A)</b>
Program Census Information:		# Children in Care During Quarter: 15	# Placements During Quarter: 15	# Children in Care On Last Day: 8
	<b>Avg Performance All ILP/TLPs (%)</b>	<b>Provider Performance (%)*</b>	<b>Possible Points (Weight)</b>	<b>Provider Points Earned</b>
<b>OPM Monitoring Reviews</b>				
Annual Comprehensive Reviews	81%	82%	15	12.31
Safety Reviews	92%	95%	10	9.50
<b>Monitoring Sub-Total</b>			<b>25</b>	<b>21.81</b>
<b>ILP/TLP Safety Outcomes</b>				
Incidence of Maltreatment	0.00%	No Substantiated Reports	3	3.00
Staff Training/Foundations	64%	100%	5	5.00
Staff Safety Checks	93%	100%	5	5.00
<b>Safety Sub-Total</b>			<b>13</b>	<b>13.00</b>
<b>ILP/TLP Permanency Outcomes</b>				
Placement Stability	91%	100%	3	3.00
<b>Permanency Sub-Total</b>			<b>3</b>	<b>3.00</b>
<b>ILP/TLP Well-Being Outcomes</b>				
EPSDT Medical Visits	85%	100%	4	4.00
EPSDT Dental Visits	80%	100%	4	4.00
Academic Supports	49%	100%	2	2.00
Provider ECEM Visits	78%	88%	4	3.52
Placements with Siblings	No Data	0%	Not Scored	Not Scored
Placements within Legal County	28%	17%	Not Scored	Not Scored
<b>Well-Being Sub-Total</b>			<b>14</b>	<b>13.52</b>
<b>ILP/TLP Specialty Outcomes</b>				
Academic/Career Development	48%	0%	10	0.00
Ind Living Skills Provision	66%	100%	15	15.00
Financial Independence	50%	100%	5	5.00
WTLP/Life Coach	72%	100%	15	15.00
<b>Specialty Sub-Total</b>			<b>45</b>	<b>35.00</b>
*Performance calculation descriptions can be found in the FY 2019 RBWO PBP Measurements and Standards Guide.				

<b>Monitoring &amp; Outcomes: Possible Points = 100</b>	<b>Points Earned = 86.33</b>
---------------------------------------------------------	------------------------------



## Performance-Based Placement Measures

### RBWO Provider GA+SCORECARD - ILP/TLP

Report Quarter: Q4 FY2019

<b>Score Before Incentives Credit</b>	<b>86.33%</b>
<b>Incentives Awarded</b>	<b>10.00 pts</b>
<b>PBP Verification</b>	<b>N/A pts</b>
<b>Total Score</b>	<b>96.33%</b>

Provider/Program Name: Zion Foundation - Cooper Creek Apts. (5334) - ILP				
Program Census Information:		# Children in Care During Quarter: 15	# Placements During Quarter: 15	# Children in Care On Last Day: 8
ILP/TLP Incentive Credits	Avg Performance All ILP/TLPs (Points)	Provider Performance (%)*	Possible Points (Weight)	Provider Points Earned
No DOC Involvement		83%	5	4.15
Community Connections		0%	4	0.00
Positive Permanency Connections		93%	5	4.65
HS Grad/GED/Prof or Trade Certificate/College		N/A	10/5/5/1	
Part-Time Employment with Medical Benefits		0%	10	0.00
Living Arrangements at Discharge		0%	10	0.00
Additional Academic Supports		100%	2	2.00
Additional IL Skills Provision		0%	5	0.00
Active Agency Accreditation		0%	4	0.00
Staff Clinical Licensure		0%	5	0.00
<b>Incentives Total</b>	<b>14.62</b>			<b>10.80</b>

\*Performance calculation descriptions can be found in the FY 2019 RBWO PBP Measurements and Standards Guide.

Child Protective Services Investigations and Dispositions		
The following investigations data, which is not used for scoring but is considered significant to a provider's performance, is from Georgia SHINES and is not considered final or complete until the end of the fiscal year.		
Total Reports:	0	
Number Screened In:	0	
Number Screened Out:	0	
Number Substantiated:	0	
Number Unsubstantiated:	0	
Number Active CPS Investigations:	0	



# Performance-Based Placement Measures

## RBWO Provider GA+SCORECARD - ILP/TLP

Report Quarter: Q4 FY2019

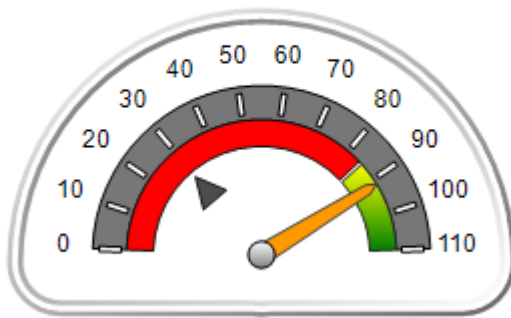
**Provider/Program Name: Zion Foundation - Hampton Place Apts (5260) - ILP**

6511 Thea Lane, Columbus, GA 31907	Quarterly Scores (Grades)		Current Quarter Score (Grade)
Phone: 706-940-0370	Q1: 69.36 (D+)	Q2: 82.98 (B-)	<b>91.56%</b>
Vendor ID# 150308	Q3: 95.25 (A)	Q4: 91.56 (A-)	<b>(A-)</b>
Program Census Information:	# Children in Care During Quarter: 1	# Placements During Quarter: 1	# Children in Care On Last Day: 1

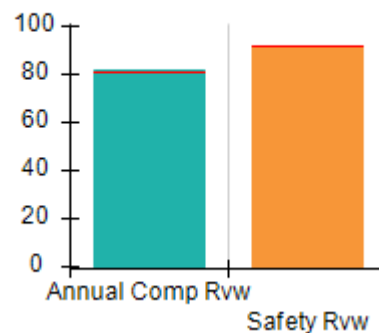
**Quarterly Provider Comparisons to All ILP/TLPS**

indicates average for all ILP/TLPS

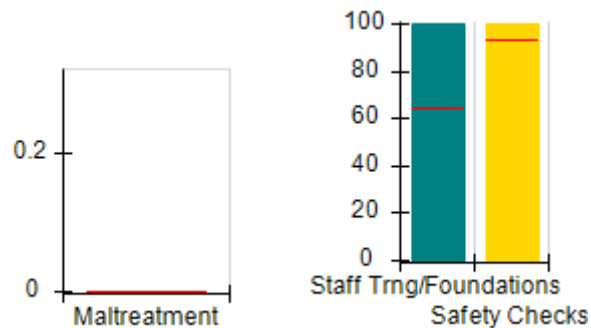
Overall Score (%)



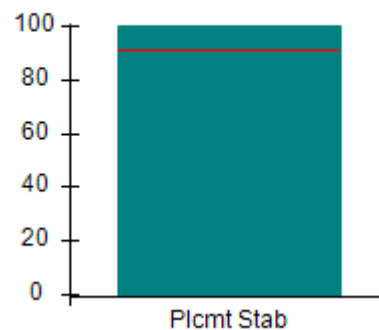
OPM Monitoring Reviews (%)



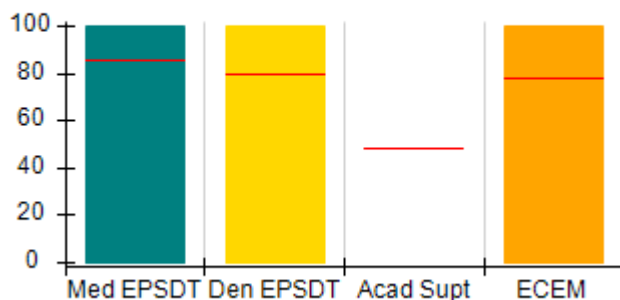
Safety Outcomes (%)



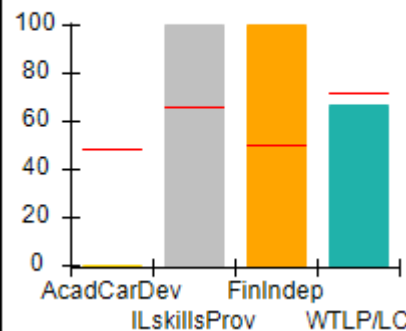
Permanency Outcomes (%)



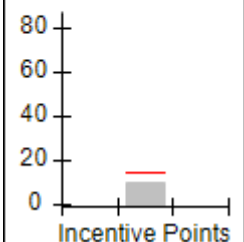
Well-Being Outcomes (%)



ILP/TLP Outcomes (%)



Incentives Earned (Points)





## Performance-Based Placement Measures

### RBWO Provider GA+SCORECARD - ILP/TLP

Report Quarter: Q4 FY2019

Provider/Program Name: Zion Foundation - Hampton Place Apts (5260) - ILP				
6511 Thea Lane, Columbus, GA 31907		Quarterly Scores (Grades)		Current Quarter Score (Grade)
Phone: 706-940-0370		Q1: 69.36 (D+)	Q2: 82.98 (B-)	91.56%
Vendor ID# 150308		Q3: 95.25 (A)	Q4: 91.56 (A-)	(A-)
Program Census Information:		# Children in Care During Quarter: 1	# Placements During Quarter: 1	# Children in Care On Last Day: 1
	Avg Performance All ILP/TLPs (%)	Provider Performance (%)*	Possible Points (Weight)	Provider Points Earned
<b>OPM Monitoring Reviews</b>				
Annual Comprehensive Reviews	81%	82%	15	12.31
Safety Reviews	92%	92%	10	9.20
<b>Monitoring Sub-Total</b>			<b>25</b>	<b>21.51</b>
<b>ILP/TLP Safety Outcomes</b>				
Incidence of Maltreatment	0.00%	Not Eligible		
Staff Training/Foundations	64%	100%	6.5	6.50
Staff Safety Checks	93%	100%	6.5	6.50
<b>Safety Sub-Total</b>			<b>13</b>	<b>13.00</b>
<b>ILP/TLP Permanency Outcomes</b>				
Placement Stability	91%	100%	3	3.00
<b>Permanency Sub-Total</b>			<b>3</b>	<b>3.00</b>
<b>ILP/TLP Well-Being Outcomes</b>				
EPSDT Medical Visits	85%	100%	4.7	4.67
EPSDT Dental Visits	80%	100%	4.7	4.67
Academic Supports	49%	Not Eligible		
Provider ECEM Visits	78%	100%	4.7	4.67
Placements with Siblings	No Data	Not Eligible	Not Scored	Not Scored
Placements within Legal County	28%	Not Eligible	Not Scored	Not Scored
<b>Well-Being Sub-Total</b>			<b>14</b>	<b>14.00</b>
<b>ILP/TLP Specialty Outcomes</b>				
Academic/Career Development	48%	0%	10	0.00
Ind Living Skills Provision	66%	100%	15	15.00
Financial Independence	50%	100%	5	5.00
WTLP/Life Coach	72%	67%	15	10.05
<b>Specialty Sub-Total</b>			<b>45</b>	<b>30.05</b>

\*Performance calculation descriptions can be found in the FY 2019 RBWO PBP Measurements and Standards Guide.

<b>Monitoring &amp; Outcomes: Possible Points = 100</b>	<b>Points Earned = 81.56</b>
<b>Score Before Incentives Credit</b>	<b>81.56%</b>

**Performance-Based Placement Measures**  
**RBWO Provider GA+SCORECARD - ILP/TLP**

Report Quarter: Q4 FY2019

Incentives Awarded	10.00 pts
PBP Verification	N/A pts
<b>Total Score</b>	<b>91.56%</b>

**Provider/Program Name: Zion Foundation - Hampton Place Apts (5260) - ILP**

Program Census Information:		# Children in Care During Quarter: 1	# Placements During Quarter: 1	# Children in Care On Last Day: 1
ILP/TLP Incentive Credits	Avg Performance All ILP/TLPs (Points)	Provider Performance (%)*	Possible Points (Weight)	Provider Points Earned
No DOC Involvement		100%	5	5.00
Community Connections		0%	4	0.00
Positive Permanency Connections		100%	5	5.00
HS Grad/GED/Prof or Trade Certificate/College		N/A	10/5/5/1	
Part-Time Employment with Medical Benefits		Not Eligible	10	
Living Arrangements at Discharge		Not Eligible	10	
Additional Academic Supports		Not Eligible	2	
Additional IL Skills Provision		0%	5	0.00
Active Agency Accreditation		0%	4	0.00
Staff Clinical Licensure		0%	5	0.00
<b>Incentives Total</b>	<b>14.62</b>			<b>10.00</b>

\*Performance calculation descriptions can be found in the FY 2019 RBWO PBP Measurements and Standards Guide.

**Child Protective Services Investigations and Dispositions**

The following investigations data, which is not used for scoring but is considered significant to a provider's performance, is from Georgia SHINES and is not considered final or complete until the end of the fiscal year.

Total Reports:	0
Number Screened In:	0
Number Screened Out:	0
Number Substantiated:	0
Number Unsubstantiated:	0
Number Active CPS Investigations:	0





## Performance-Based Placement Measures

### RBWO Provider GA+SCORECARD - ILP/TLP

Report Quarter: Q4 FY2019

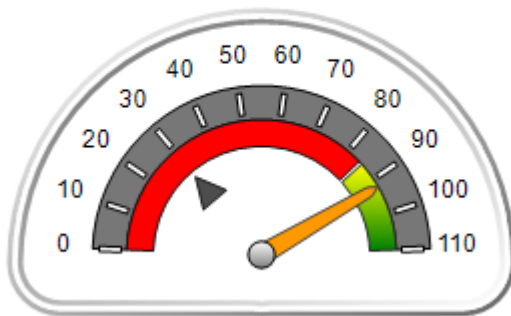
**Provider/Program Name: Zion Foundation - Wildwood Apts (5333) - ILP**

1315 Wildwood Avenue, Columbus, GA 31906	Quarterly Scores (Grades)		Current Quarter Score (Grade)
Phone: 706-940-0370	Q1: 67.82 (D+)	Q2: 83.16 (B-)	<b>92.38%</b>
Vendor ID# 157129	Q3: 84.53 (B)	Q4: 92.38 (A-)	<b>(A-)</b>
Program Census Information:	# Children in Care During Quarter: 16	# Placements During Quarter: 17	# Children in Care On Last Day: 9

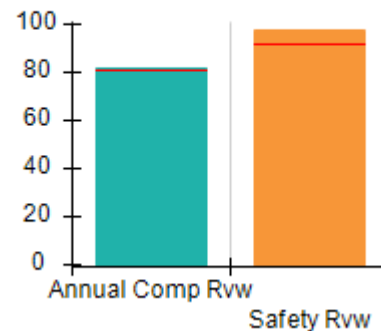
### Quarterly Provider Comparisons to All ILP/TLPs

indicates average for all ILP/TLPs

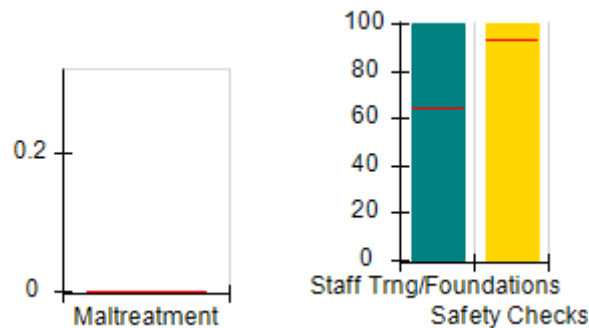
Overall Score (%)



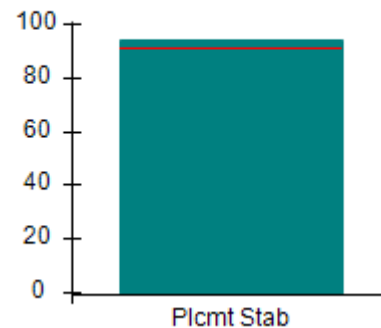
OPM Monitoring Reviews (%)



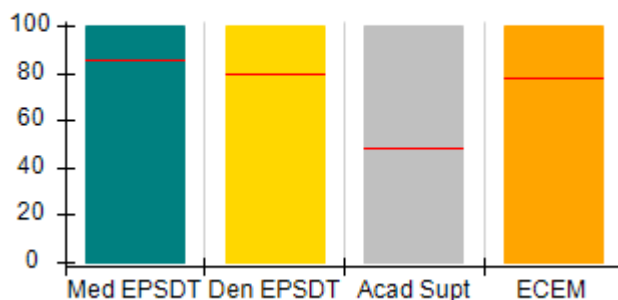
Safety Outcomes (%)



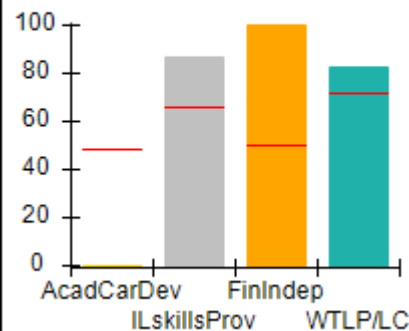
Permanency Outcomes (%)



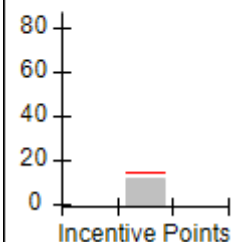
Well-Being Outcomes (%)



ILP/TLP Outcomes (%)



Incentives Earned (Points)





## Performance-Based Placement Measures

### RBWO Provider GA+SCORECARD - ILP/TLP

Report Quarter: Q4 FY2019

Provider/Program Name: Zion Foundation - Wildwood Apts (5333) - ILP				
1315 Wildwood Avenue, Columbus, GA 31906		Quarterly Scores (Grades)		Current Quarter Score (Grade)
Phone: 706-940-0370		Q1: 67.82 (D+)	Q2: 83.16 (B-)	<b>92.38%</b>
Vendor ID# 157129		Q3: 84.53 (B)	Q4: 92.38 (A-)	<b>(A-)</b>
Program Census Information:		# Children in Care During Quarter: 16	# Placements During Quarter: 17	# Children in Care On Last Day: 9
	Avg Performance All ILP/TLPs (%)	Provider Performance (%)*	Possible Points (Weight)	Provider Points Earned
<b>OPM Monitoring Reviews</b>				
Annual Comprehensive Reviews	81%	82%	15	12.31
Safety Reviews	92%	98%	10	9.75
<b>Monitoring Sub-Total</b>			<b>25</b>	<b>22.06</b>
<b>ILP/TLP Safety Outcomes</b>				
Incidence of Maltreatment	0.00%	No Substantiated Reports	3	3.00
Staff Training/Foundations	64%	100%	5	5.00
Staff Safety Checks	93%	100%	5	5.00
<b>Safety Sub-Total</b>			<b>13</b>	<b>13.00</b>
<b>ILP/TLP Permanency Outcomes</b>				
Placement Stability	91%	94%	3	2.82
<b>Permanency Sub-Total</b>			<b>3</b>	<b>2.82</b>
<b>ILP/TLP Well-Being Outcomes</b>				
EPSDT Medical Visits	85%	100%	4	4.00
EPSDT Dental Visits	80%	100%	4	4.00
Academic Supports	49%	100%	2	2.00
Provider ECEM Visits	78%	100%	4	4.00
Placements with Siblings	No Data	0%	Not Scored	Not Scored
Placements within Legal County	28%	0%	Not Scored	Not Scored
<b>Well-Being Sub-Total</b>			<b>14</b>	<b>14.00</b>
<b>ILP/TLP Specialty Outcomes</b>				
Academic/Career Development	48%	0%	10	0.00
Ind Living Skills Provision	66%	87%	15	13.05
Financial Independence	50%	100%	5	5.00
WTLP/Life Coach	72%	83%	15	12.45
<b>Specialty Sub-Total</b>			<b>45</b>	<b>30.50</b>
*Performance calculation descriptions can be found in the FY 2019 RBWO PBP Measurements and Standards Guide.				

**Monitoring & Outcomes: Possible Points = 100**

**Points Earned = 82.38**



## Performance-Based Placement Measures

### RBWO Provider GA+SCORECARD - ILP/TLP

Report Quarter: Q4 FY2019

<b>Score Before Incentives Credit</b>	<b>82.38%</b>
<b>Incentives Awarded</b>	<b>10.00 pts</b>
<b>PBP Verification</b>	<b>N/A pts</b>
<b>Total Score</b>	<b>92.38%</b>

Provider/Program Name: Zion Foundation - Wildwood Apts (5333) - ILP				
Program Census Information:		# Children in Care During Quarter: 16	# Placements During Quarter: 17	# Children in Care On Last Day: 9
ILP/TLP Incentive Credits	Avg Performance All ILP/TLPs (Points)	Provider Performance (%)*	Possible Points (Weight)	Provider Points Earned
No DOC Involvement		100%	5	5.00
Community Connections		0%	4	0.00
Positive Permanency Connections		94%	5	4.70
HS Grad/GED/Prof or Trade Certificate/College		N/A	10/5/5/1	
Part-Time Employment with Medical Benefits		0%	10	0.00
Living Arrangements at Discharge		0%	10	0.00
Additional Academic Supports		94%	2	1.88
Additional IL Skills Provision		0%	5	0.00
Active Agency Accreditation		0%	4	0.00
Staff Clinical Licensure		0%	5	0.00
<b>Incentives Total</b>	<b>14.62</b>			<b>11.58</b>

\*Performance calculation descriptions can be found in the FY 2019 RBWO PBP Measurements and Standards Guide.

#### Child Protective Services Investigations and Dispositions

The following investigations data, which is not used for scoring but is considered significant to a provider's performance, is from Georgia SHINES and is not considered final or complete until the end of the fiscal year.

Total Reports:	0
Number Screened In:	0
Number Screened Out:	0
Number Substantiated:	0
Number Unsubstantiated:	0
Number Active CPS Investigations:	0



## Performance-Based Placement Measures

### RBWO Provider GA+SCORECARD - ILP/TLP

Report Quarter: Q4 FY2019

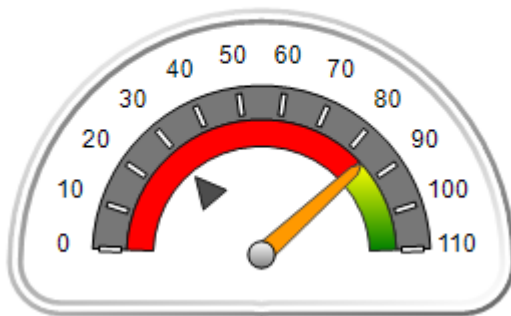
**Provider/Program Name: Zion Foundation - Willow Creek Apts (5261) - ILP**

3700 Buena Vista Rd., Columbus, GA 31906	Quarterly Scores (Grades)		Current Quarter Score (Grade)
Phone: 706-940-0370	Q1: 69.65 (D+)	Q2: 83.87 (B-)	<b>84.93%</b>
Vendor ID# 144023	Q3: 92.41 (A-)	Q4: 84.93 (B)	<b>(B)</b>
Program Census Information:	# Children in Care During Quarter: 6	# Placements During Quarter: 6	# Children in Care On Last Day: 6

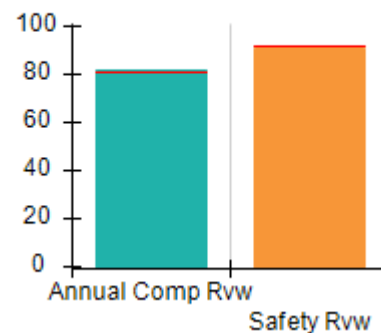
**Quarterly Provider Comparisons to All ILP/TLPs**

indicates average for all ILP/TLPs

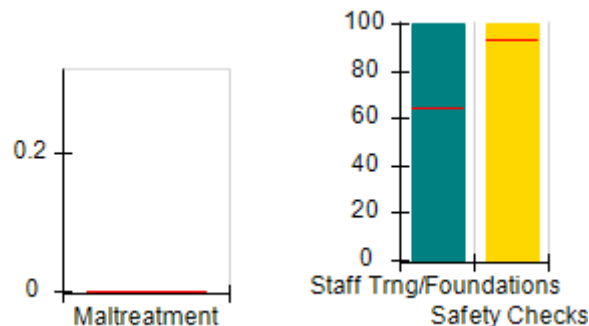
Overall Score (%)



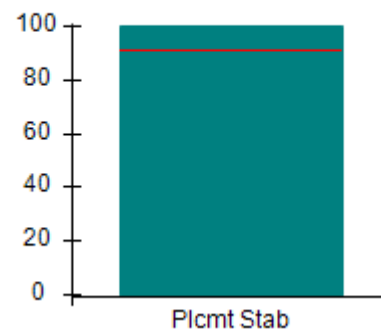
OPM Monitoring Reviews (%)



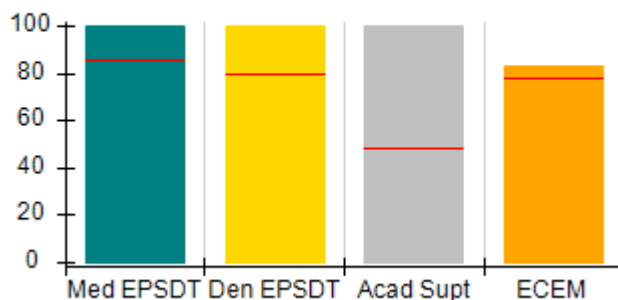
Safety Outcomes (%)



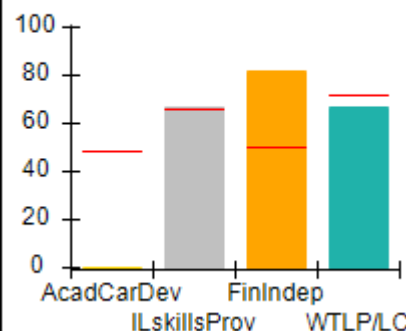
Permanency Outcomes (%)



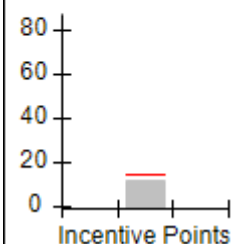
Well-Being Outcomes (%)



ILP/TLP Outcomes (%)



Incentives Earned (Points)





# Performance-Based Placement Measures

## RBWO Provider GA+SCORECARD - ILP/TLP

Report Quarter: Q4 FY2019

Provider/Program Name: Zion Foundation - Willow Creek Apts (5261) - ILP				
3700 Buena Vista Rd., Columbus, GA 31906		Quarterly Scores (Grades)		Current Quarter Score (Grade)
Phone: 706-940-0370		Q1: 69.65 (D+)	Q2: 83.87 (B-)	84.93%
Vendor ID# 144023		Q3: 92.41 (A-)	Q4: 84.93 (B)	(B)
Program Census Information:		# Children in Care During Quarter: 6	# Placements During Quarter: 6	# Children in Care On Last Day: 6
	Avg Performance All ILP/TLPs (%)	Provider Performance (%)*	Possible Points (Weight)	Provider Points Earned
<b>OPM Monitoring Reviews</b>				
Annual Comprehensive Reviews	81%	82%	15	12.31
Safety Reviews	92%	91%	10	9.10
<b>Monitoring Sub-Total</b>			<b>25</b>	<b>21.41</b>
<b>ILP/TLP Safety Outcomes</b>				
Incidence of Maltreatment	0.00%	No Substantiated Reports	3	3.00
Staff Training/Foundations	64%	100%	5	5.00
Staff Safety Checks	93%	100%	5	5.00
<b>Safety Sub-Total</b>			<b>13</b>	<b>13.00</b>
<b>ILP/TLP Permanency Outcomes</b>				
Placement Stability	91%	100%	3	3.00
<b>Permanency Sub-Total</b>			<b>3</b>	<b>3.00</b>
<b>ILP/TLP Well-Being Outcomes</b>				
EPSDT Medical Visits	85%	100%	4	4.00
EPSDT Dental Visits	80%	100%	4	4.00
Academic Supports	49%	100%	2	2.00
Provider ECEM Visits	78%	83%	4	3.32
Placements with Siblings	No Data	Not Eligible	Not Scored	Not Scored
Placements within Legal County	28%	40%	Not Scored	Not Scored
<b>Well-Being Sub-Total</b>			<b>14</b>	<b>13.32</b>
<b>ILP/TLP Specialty Outcomes</b>				
Academic/Career Development	48%	0%	10	0.00
Ind Living Skills Provision	66%	67%	15	10.05
Financial Independence	50%	82%	5	4.10
WTLP/Life Coach	72%	67%	15	10.05
<b>Specialty Sub-Total</b>			<b>45</b>	<b>24.20</b>
*Performance calculation descriptions can be found in the FY 2019 RBWO PBP Measurements and Standards Guide.				

Monitoring &amp; Outcomes: Possible Points = 100

Points Earned = 74.93



## Performance-Based Placement Measures

### RBWO Provider GA+SCORECARD - ILP/TLP

Report Quarter: Q4 FY2019

<b>Score Before Incentives Credit</b>	<b>74.93%</b>
<b>Incentives Awarded</b>	<b>10.00 pts</b>
<b>PBP Verification</b>	<b>N/A pts</b>
<b>Total Score</b>	<b>84.93%</b>

Provider/Program Name: Zion Foundation - Willow Creek Apts (5261) - ILP				
Program Census Information:		# Children in Care During Quarter: 6	# Placements During Quarter: 6	# Children in Care On Last Day: 6
ILP/TLP Incentive Credits	Avg Performance All ILP/TLPs (Points)	Provider Performance (%)*	Possible Points (Weight)	Provider Points Earned
No DOC Involvement		100%	5	5.00
Community Connections		0%	4	0.00
Positive Permanency Connections		100%	5	5.00
HS Grad/GED/Prof or Trade Certificate/College		N/A	10/5/5/1	
Part-Time Employment with Medical Benefits		Not Eligible	10	
Living Arrangements at Discharge		Not Eligible	10	
Additional Academic Supports		100%	2	2.00
Additional IL Skills Provision		0%	5	0.00
Active Agency Accreditation		0%	4	0.00
Staff Clinical Licensure		0%	5	0.00
<b>Incentives Total</b>	<b>14.62</b>			<b>12.00</b>

\*Performance calculation descriptions can be found in the FY 2019 RBWO PBP Measurements and Standards Guide.

Child Protective Services Investigations and Dispositions		
The following investigations data, which is not used for scoring but is considered significant to a provider's performance, is from Georgia SHINES and is not considered final or complete until the end of the fiscal year.		
Total Reports:	0	
Number Screened In:	0	
Number Screened Out:	0	
Number Substantiated:	0	
Number Unsubstantiated:	0	
Number Active CPS Investigations:	0	