



DHS, DFCS, Office of Provider Management  
**Performance-Based Placement Measures**  
**RBWO Provider GA+SCORECARD - CCI**  
Report Quarter: Q1 FY2020



Provider/Program Name: A Friend's House - (563) - CCI			
111 Henry Pkwy., McDonough, GA 30253	Quarterly Scores (Grades)		Current Quarter Score (Grade)
Phone: 678-432-1630	Q1: 101.15 (A+)	Q2: N/A	101.15% (A+)
Vendor ID# 35215	Q3: N/A	Q4: N/A	
Program Census Information:	# Children in Care During Quarter: 24	# Placements During Quarter: 24	# Children in Care On Last Day: 14
Quarterly Provider Comparisons to All CCIs			

▼ — indicates average for all CCIs





DHS, DFCS, Office of Provider Management  
**Performance-Based Placement Measures**  
**RBWO Provider GA+SCORECARD - CCI**  
 Report Quarter: Q1 FY2020



<b>Provider/Program Name: A Friend's House - (563) - CCI</b>				
111 Henry Pkwy., McDonough, GA 30253		Quarterly Scores (Grades)		Current Quarter Score (Grade)
Phone: 678-432-1630		Q1: 101.15 (A+)	Q2: N/A	<b>101.15%</b> <b>(A+)</b>
Vendor ID# 35215		Q3: N/A	Q4: N/A	
Program Census Information:		# Children in Care During Quarter: 24	# Placements During Quarter: 24	# Children in Care On Last Day: 14
	Avg Performance All CCIs (%)	Provider Performance (%)*	Possible Points (Weight)	Provider Points Earned
<b>OPM Monitoring Reviews</b>				
Annual Comprehensive Reviews	83%	99%	25	24.73
Safety Reviews	86%	95%	15	14.25
<b>Monitoring Sub-Total</b>			<b>40</b>	<b>38.98</b>
<b>CCI Safety Outcomes</b>				
Incidence of Maltreatment	0.00%	No Substantiated Reports	10	10.00
Staff Training/Foundations	96%	100%	5	5.00
Staff Safety Checks	87%	100%	5	5.00
<b>Safety Sub-Total</b>			<b>20</b>	<b>20.00</b>
<b>CCI Permanency Outcomes</b>				
Placement Stability	89%	92%	15	13.80
<b>Permanency Sub-Total</b>			<b>15</b>	<b>13.80</b>
<b>CCI Well-Being Outcomes</b>				
EPSDT Medical Visits	92%	83%	4	3.32
EPSDT Dental Visits	85%	89%	4	3.56
Academic Supports	74%	64%	3	1.92
Provider ECEM Visits	76%	84%	7	5.88
Provider General Contacts	76%	82%	7	5.74
Placements with Siblings	38%	79%	Not Scored	Not Scored
Placements within Legal County	14%	57%	Not Scored	Not Scored
<b>Well-Being Sub-Total</b>			<b>25</b>	<b>20.42</b>
*Performance calculation descriptions can be found in the FY 2019 RBWO PBP Measurements and Standards Guide.				

<b>Monitoring &amp; Outcomes: Possible Points = 100</b>		<b>Points Earned = 93.20</b>	
<b>Score Before Incentives Credit</b>			<b>93.20%</b>
<b>Incentives Awarded</b>			<b>7.95 pts</b>
<b>PBP Verification</b>			<b>N/A pts</b>
<b>Total Score</b>			<b>101.15%</b>



**DHS, DFCS, Office of Provider Management**  
**Performance-Based Placement Measures**  
**RBWO Provider GA+SCORECARD - CCI**  
**Report Quarter: Q1 FY2020**



**Provider/Program Name: A Friend's House - (563) - CCI**

Program Census Information:		# Children in Care During Quarter: 24	# Placements During Quarter: 24	# Children in Care On Last Day: 14
CCI Incentive Credits	Avg Performance All CCIs (Points)	Provider Performance (%)*	Possible Points (Weight)	Provider Points Earned
Early EPSDT Medical Visits		63%	2	1.26
Early EPSDT Dental Visits		67%	2	1.34
Permanency Contacts		23%	5	1.15
Additional Academic Supports		10%	2	0.20
HS Grad/GED/Prof or Trade Certificate/College		N/A	10/5/5/1	
EYSS Agreement		Not Eligible	5	
Community Connections		0%	4	0.00
Active Agency Accreditation		0%	4	0.00
Staff Clinical Licensure		0%	5	0.00
Behavior Management (threshold = 0)		100%	4	4.00
<b>Incentives Total</b>	<b>7.78</b>			<b>7.95</b>
Maximum total combined incentive credit allowed is 10 points.			<b>Incentives Awarded</b>	<b>7.95</b>

\*Performance calculation descriptions can be found in the FY 2019 RBWO PBP Measurements and Standards Guide.

**Child Protective Services Investigations and Dispositions**

The following investigations data, which is not used for scoring but is considered significant to a provider's performance, is from Georgia SHINES and is not considered final or complete until the end of the fiscal year.

Total Reports:	0
Number Screened In:	0
Number Screened Out:	0
Number Substantiated:	0
Number Unsubstantiated:	0
Number Active CPS Investigations:	0



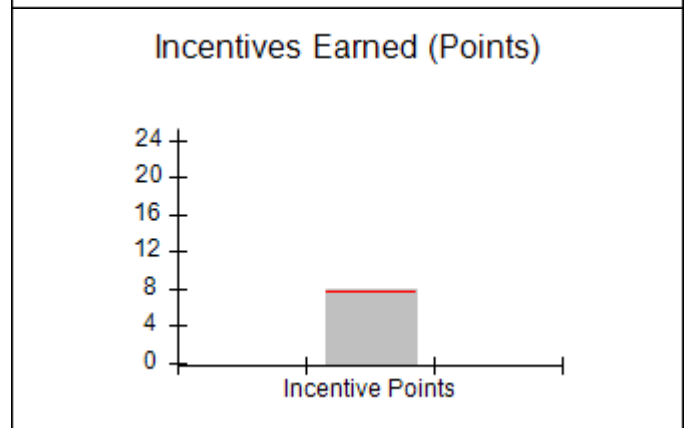
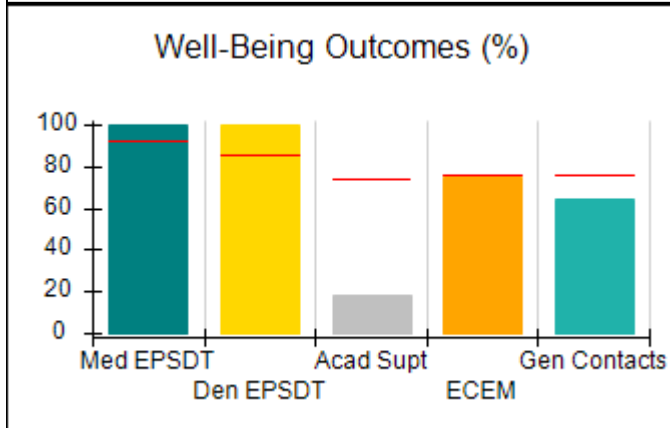
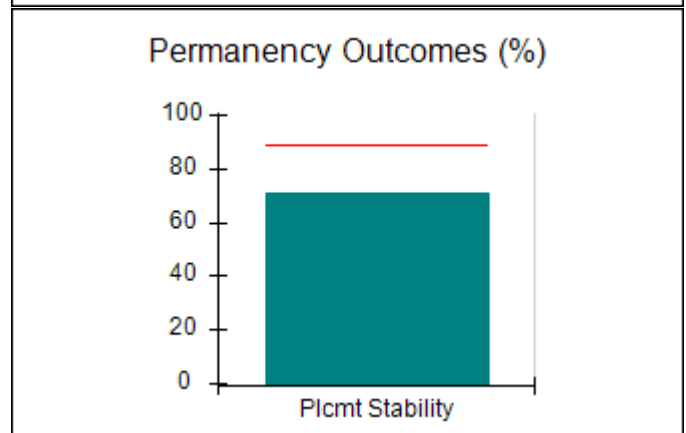
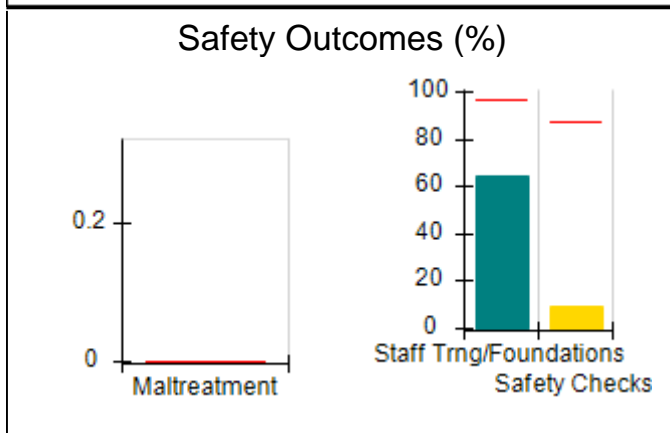
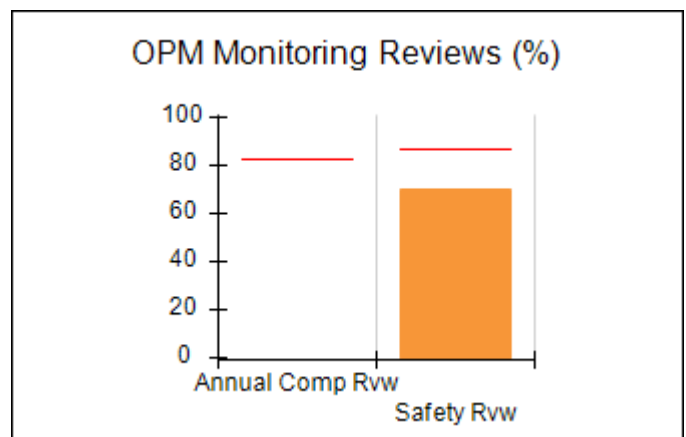
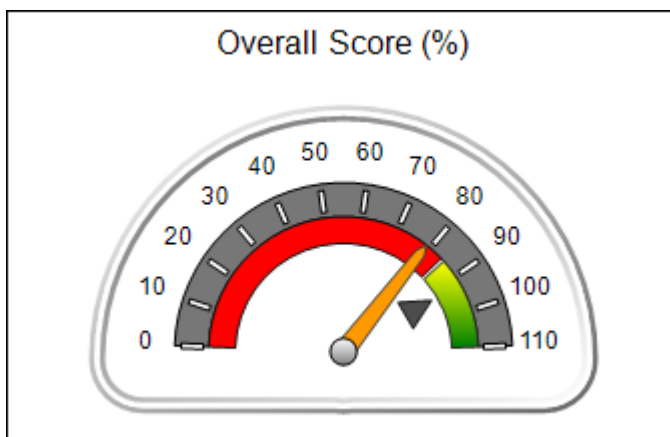
DHS, DFCS, Office of Provider Management  
**Performance-Based Placement Measures**  
**RBWO Provider GA+SCORECARD - CCI**



Report Quarter: Q1 FY2020

Provider/Program Name: Abba House Human Development & Resource Center of GA - (5399) - CCI			
4590 Arbor Walk Ct., Stone Mountain, GA 30083	Quarterly Scores (Grades)		Current Quarter Score (Grade)
Phone: 404-299-5494	Q1: 78.76 (C+)	Q2: N/A	<b>78.76%</b> <b>(C+)</b>
Vendor ID# 87804	Q3: N/A	Q4: N/A	
Program Census Information:	# Children in Care During Quarter: 7	# Placements During Quarter: 7	# Children in Care On Last Day: 4
Quarterly Provider Comparisons to All CCIs			

▼ — indicates average for all CCIs





DHS, DFCS, Office of Provider Management  
**Performance-Based Placement Measures**  
**RBWO Provider GA+SCORECARD - CCI**



Report Quarter: Q1 FY2020

**Provider/Program Name: Abba House Human Development & Resource Center of GA - (5399) - CCI**

4590 Arbor Walk Ct., Stone Mountain, GA 30083	Quarterly Scores (Grades)		Current Quarter Score (Grade)
Phone: 404-299-5494	Q1: 78.76 (C+)	Q2: N/A	<b>78.76% (C+)</b>
Vendor ID# 87804	Q3: N/A	Q4: N/A	

Program Census Information:	# Children in Care During Quarter: 7	# Placements During Quarter: 7	# Children in Care On Last Day: 4
-----------------------------	--------------------------------------	--------------------------------	-----------------------------------

	Avg Performance All CCIs (%)	Provider Performance (%)*	Possible Points (Weight)	Provider Points Earned
--	------------------------------	---------------------------	--------------------------	------------------------

**OPM Monitoring Reviews**

Annual Comprehensive Reviews	83%	Not Yet Conducted		
Safety Reviews	86%	70%	15	10.50
<b>Monitoring Sub-Total</b>			<b>15</b>	<b>10.50</b>

**CCI Safety Outcomes**

Incidence of Maltreatment	0.00%	No Substantiated Reports	10	10.00
Staff Training/Foundations	96%	64%	5	3.20
Staff Safety Checks	87%	9%	5	0.45
<b>Safety Sub-Total</b>			<b>20</b>	<b>13.65</b>

**CCI Permanency Outcomes**

Placement Stability	89%	71%	15	10.65
<b>Permanency Sub-Total</b>			<b>15</b>	<b>10.65</b>

**CCI Well-Being Outcomes**

EPSDT Medical Visits	92%	100%	4	4.00
EPSDT Dental Visits	85%	100%	4	4.00
Academic Supports	74%	18%	3	0.54
Provider ECEM Visits	76%	75%	7	5.25
Provider General Contacts	76%	64%	7	4.48
Placements with Siblings	38%	Not Eligible	Not Scored	Not Scored
Placements within Legal County	14%	50%	Not Scored	Not Scored
<b>Well-Being Sub-Total</b>			<b>25</b>	<b>18.27</b>

\*Performance calculation descriptions can be found in the FY 2019 RBWO PBP Measurements and Standards Guide.

<b>Monitoring &amp; Outcomes: Possible Points = 75</b>	<b>Points Earned = 53.07</b>
<b>Score Before Incentives Credit</b>	<b>70.76%</b>
<b>Incentives Awarded</b>	<b>8.00 pts</b>
<b>PBP Verification</b>	<b>N/A pts</b>
<b>Total Score</b>	<b>78.76%</b>



**DHS, DFCS, Office of Provider Management**  
**Performance-Based Placement Measures**  
**RBWO Provider GA+SCORECARD - CCI**



**Report Quarter: Q1 FY2020**

**Provider/Program Name: Abba House Human Development & Resource Center of GA - (5399) - CCI**

Program Census Information:		# Children in Care During Quarter: 7	# Placements During Quarter: 7	# Children in Care On Last Day: 4
CCI Incentive Credits	Avg Performance All CCIs (Points)	Provider Performance (%)*	Possible Points (Weight)	Provider Points Earned
Early EPSDT Medical Visits		100%	2	2.00
Early EPSDT Dental Visits		100%	2	2.00
Permanency Contacts		0%	5	0.00
Additional Academic Supports		0%	2	0.00
HS Grad/GED/Prof or Trade Certificate/College		N/A	10/5/5/1	
EYSS Agreement		Not Eligible	5	
Community Connections		0%	4	0.00
Active Agency Accreditation		0%	4	0.00
Staff Clinical Licensure		0%	5	0.00
Behavior Management (threshold = 0)		100%	4	4.00
<b>Incentives Total</b>	<b>7.78</b>			<b>8.00</b>
Maximum total combined incentive credit allowed is 10 points.			<b>Incentives Awarded</b>	<b>8.00</b>

\*Performance calculation descriptions can be found in the FY 2019 RBWO PBP Measurements and Standards Guide.

### Child Protective Services Investigations and Dispositions

The following investigations data, which is not used for scoring but is considered significant to a provider's performance, is from Georgia SHINES and is not considered final or complete until the end of the fiscal year.

Total Reports:	0
Number Screened In:	0
Number Screened Out:	0
Number Substantiated:	0
Number Unsubstantiated:	0
Number Active CPS Investigations:	0



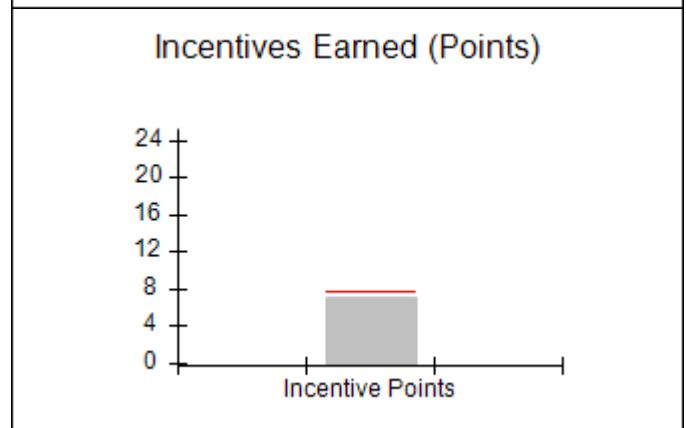
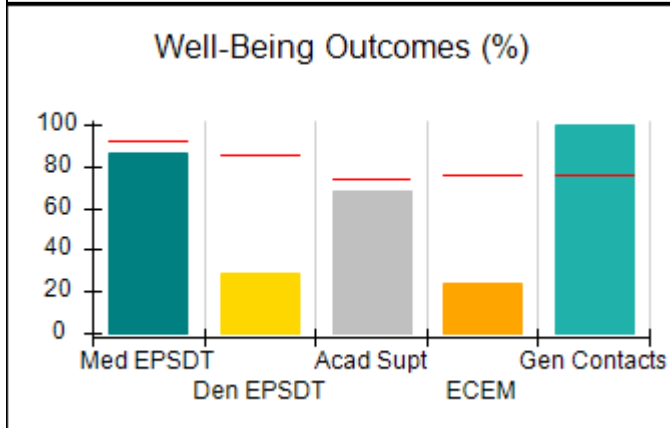
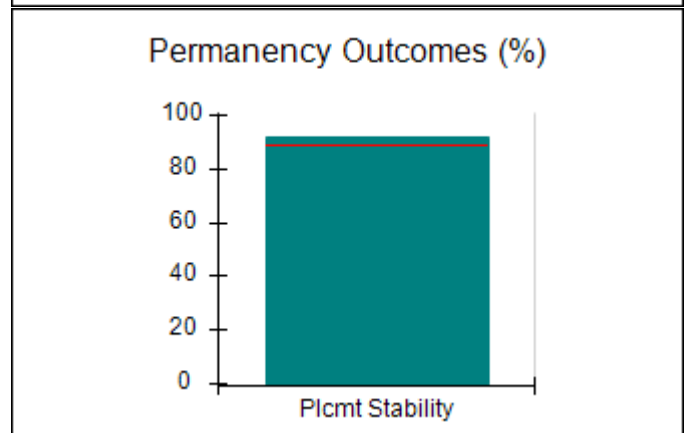
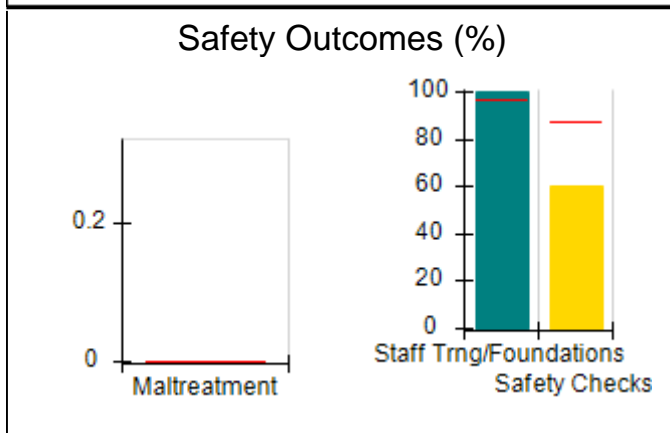
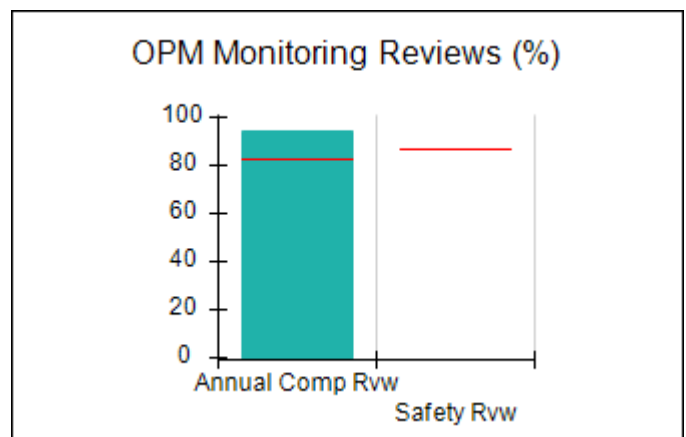
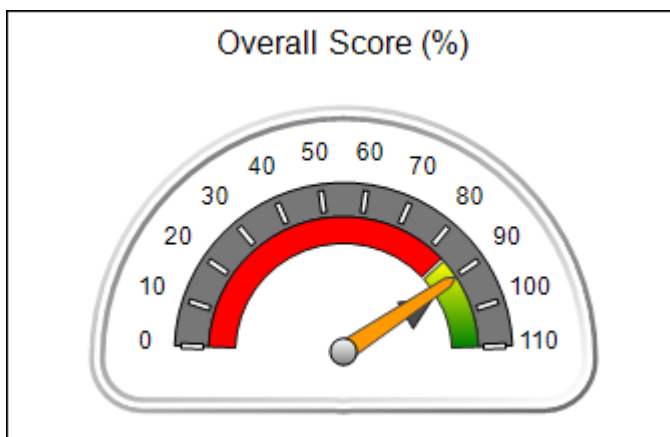
**DHS, DFCS, Office of Provider Management**  
**Performance-Based Placement Measures**  
**RBWO Provider GA+SCORECARD - CCI**



**Report Quarter: Q1 FY2020**

<b>Provider/Program Name: ACES Youth Home, Inc. - (formerly Appalachian Children's Shelter) (5167) - CCI</b>			
<b>133 Cares Drive, Jasper, GA 30143</b>	<b>Quarterly Scores (Grades)</b>		<b>Current Quarter Score (Grade)</b>
<b>Phone: 706-253-2375</b>	<b>Q1: 90.28 (A-)</b>	<b>Q2: N/A</b>	<b>90.28%</b> <b>(A-)</b>
<b>Vendor ID# 115379</b>	<b>Q3: N/A</b>	<b>Q4: N/A</b>	
<b>Program Census Information:</b>	<b># Children in Care During Quarter: 13</b>	<b># Placements During Quarter: 13</b>	<b># Children in Care On Last Day: 8</b>
<b>Quarterly Provider Comparisons to All CCIs</b>			

▼ — indicates average for all CCIs





# Performance-Based Placement Measures

## RBWO Provider GA+SCORECARD - CCI

Report Quarter: Q1 FY2020

<b>Provider/Program Name: ACES Youth Home, Inc. - (formerly Appalachian Children's Shelter) (5167) - CCI</b>				
133 Cares Drive, Jasper, GA 30143		Quarterly Scores (Grades)		Current Quarter Score (Grade)
Phone: 706-253-2375		Q1: 90.28 (A-)	Q2: N/A	<b>90.28% (A-)</b>
Vendor ID# 115379		Q3: N/A	Q4: N/A	
Program Census Information:		# Children in Care During Quarter: 13	# Placements During Quarter: 13	# Children in Care On Last Day: 8
	Avg Performance All CCIs (%)	Provider Performance (%)*	Possible Points (Weight)	Provider Points Earned
<b>OPM Monitoring Reviews</b>				
Annual Comprehensive Reviews	83%	95%	25	23.67
Safety Reviews	86%	Not Yet Conducted		
<b>Monitoring Sub-Total</b>			<b>25</b>	<b>23.67</b>
<b>CCI Safety Outcomes</b>				
Incidence of Maltreatment	0.00%	No Substantiated Reports	10	10.00
Staff Training/Foundations	96%	100%	5	5.00
Staff Safety Checks	87%	60%	5	3.00
<b>Safety Sub-Total</b>			<b>20</b>	<b>18.00</b>
<b>CCI Permanency Outcomes</b>				
Placement Stability	89%	92%	15	13.80
<b>Permanency Sub-Total</b>			<b>15</b>	<b>13.80</b>
<b>CCI Well-Being Outcomes</b>				
EPSDT Medical Visits	92%	86%	4	3.44
EPSDT Dental Visits	85%	29%	4	1.16
Academic Supports	74%	68%	3	2.04
Provider ECEM Visits	76%	24%	7	1.68
Provider General Contacts	76%	100%	7	7.00
Placements with Siblings	38%	100%	Not Scored	Not Scored
Placements within Legal County	14%	50%	Not Scored	Not Scored
<b>Well-Being Sub-Total</b>			<b>25</b>	<b>15.32</b>
*Performance calculation descriptions can be found in the FY 2019 RBWO PBP Measurements and Standards Guide.				

<b>Monitoring &amp; Outcomes: Possible Points = 85</b>		<b>Points Earned = 70.79</b>	
<b>Score Before Incentives Credit</b>			<b>83.28%</b>
<b>Incentives Awarded</b>			<b>7.00 pts</b>
<b>PBP Verification</b>			<b>N/A pts</b>
<b>Total Score</b>			<b>90.28%</b>





**DHS, DFCS, Office of Provider Management**  
**Performance-Based Placement Measures**  
**RBWO Provider GA+SCORECARD - CCI**



**Report Quarter: Q1 FY2020**

**Provider/Program Name: ACES Youth Home, Inc. - (formerly Appalachian Children's Shelter) (5167) - CCI**

Program Census Information:		# Children in Care During Quarter: 13	# Placements During Quarter: 13	# Children in Care On Last Day: 8
CCI Incentive Credits	Avg Performance All CCIs (Points)	Provider Performance (%)*	Possible Points (Weight)	Provider Points Earned
Early EPSDT Medical Visits		80%	2	1.60
Early EPSDT Dental Visits		17%	2	0.34
Permanency Contacts		0%	5	0.00
Additional Academic Supports		53%	2	1.06
HS Grad/GED/Prof or Trade Certificate/College		N/A	10/5/5/1	
EYSS Agreement		Not Eligible	5	
Community Connections		0%	4	0.00
Active Agency Accreditation		0%	4	0.00
Staff Clinical Licensure		0%	5	0.00
Behavior Management (threshold = 0)		100%	4	4.00
<b>Incentives Total</b>	<b>7.78</b>			<b>7.00</b>
Maximum total combined incentive credit allowed is 10 points.			<b>Incentives Awarded</b>	<b>7.00</b>

\*Performance calculation descriptions can be found in the FY 2019 RBWO PBP Measurements and Standards Guide.

### Child Protective Services Investigations and Dispositions

The following investigations data, which is not used for scoring but is considered significant to a provider's performance, is from Georgia SHINES and is not considered final or complete until the end of the fiscal year.

Total Reports:	0
Number Screened In:	0
Number Screened Out:	0
Number Substantiated:	0
Number Unsubstantiated:	0
Number Active CPS Investigations:	0



DHS, DFCS, Office of Provider Management  
**Performance-Based Placement Measures**  
**RBWO Provider GA+SCORECARD - CCI**



Report Quarter: Q1 FY2020

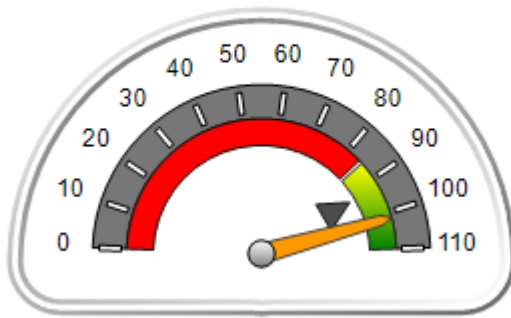
**Provider/Program Name: Advocates for Bartow's Children - Flowering Branch Children's Shelter (564) - CCI**

49 Monroe Crossing, Cartersville, GA 30120	Quarterly Scores (Grades)		Current Quarter Score (Grade)
Phone: 770-382-6180	Q1: 101.59 (A+)	Q2: N/A	<b>101.59%</b> <b>(A+)</b>
Vendor ID# 35217	Q3: N/A	Q4: N/A	
Program Census Information:	# Children in Care During Quarter: 11	# Placements During Quarter: 12	# Children in Care On Last Day: 8

**Quarterly Provider Comparisons to All CCIs**

▼ — indicates average for all CCIs

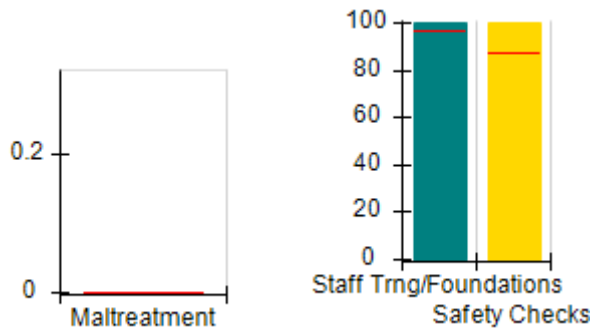
Overall Score (%)



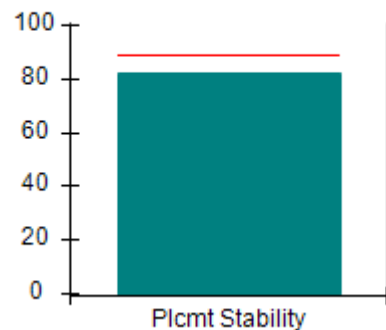
OPM Monitoring Reviews (%)



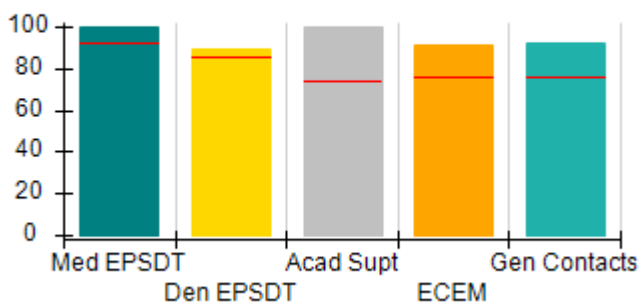
Safety Outcomes (%)



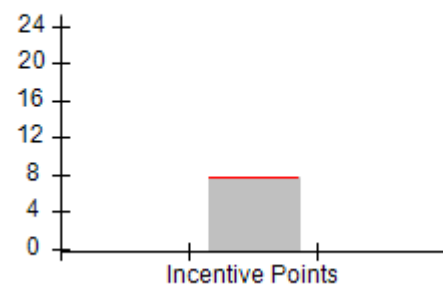
Permanency Outcomes (%)



Well-Being Outcomes (%)



Incentives Earned (Points)





## Performance-Based Placement Measures

### RBWO Provider GA+SCORECARD - CCI

Report Quarter: Q1 FY2020

**Provider/Program Name: Advocates for Bartow's Children - Flowering Branch Children's Shelter (564) - CCI**

49 Monroe Crossing, Cartersville, GA 30120		Quarterly Scores (Grades)		Current Quarter Score (Grade)
Phone: 770-382-6180		Q1: 101.59 (A+)	Q2: N/A	<b>101.59% (A+)</b>
Vendor ID# 35217		Q3: N/A	Q4: N/A	
Program Census Information:		# Children in Care During Quarter: 11	# Placements During Quarter: 12	# Children in Care On Last Day: 8
	Avg Performance All CCIs (%)	Provider Performance (%)*	Possible Points (Weight)	Provider Points Earned
<b>OPM Monitoring Reviews</b>				
Annual Comprehensive Reviews	83%	93%	25	23.20
Safety Reviews	86%	100%	15	15.00
<b>Monitoring Sub-Total</b>			<b>40</b>	<b>38.20</b>
<b>CCI Safety Outcomes</b>				
Incidence of Maltreatment	0.00%	No Substantiated Reports	10	10.00
Staff Training/Foundations	96%	100%	5	5.00
Staff Safety Checks	87%	100%	5	5.00
<b>Safety Sub-Total</b>			<b>20</b>	<b>20.00</b>
<b>CCI Permanency Outcomes</b>				
Placement Stability	89%	82%	15	12.30
<b>Permanency Sub-Total</b>			<b>15</b>	<b>12.30</b>
<b>CCI Well-Being Outcomes</b>				
EPSDT Medical Visits	92%	100%	4	4.00
EPSDT Dental Visits	85%	89%	4	3.56
Academic Supports	74%	100%	3	3.00
Provider ECEM Visits	76%	91%	7	6.37
Provider General Contacts	76%	92%	7	6.44
Placements with Siblings	38%	0%	Not Scored	Not Scored
Placements within Legal County	14%	75%	Not Scored	Not Scored
<b>Well-Being Sub-Total</b>			<b>25</b>	<b>23.37</b>

\*Performance calculation descriptions can be found in the FY 2019 RBWO PBP Measurements and Standards Guide.

<b>Monitoring &amp; Outcomes: Possible Points = 100</b>		<b>Points Earned = 93.87</b>	
<b>Score Before Incentives Credit</b>			<b>93.87%</b>
<b>Incentives Awarded</b>			<b>7.72 pts</b>
<b>PBP Verification</b>			<b>N/A pts</b>
<b>Total Score</b>			<b>101.59%</b>



**DHS, DFCS, Office of Provider Management**  
**Performance-Based Placement Measures**  
**RBWO Provider GA+SCORECARD - CCI**



**Report Quarter: Q1 FY2020**

**Provider/Program Name: Advocates for Bartow's Children - Flowering Branch Children's Shelter (564) - CCI**

Program Census Information:		# Children in Care During Quarter: 11	# Placements During Quarter: 12	# Children in Care On Last Day: 8
CCI Incentive Credits	Avg Performance All CCIs (Points)	Provider Performance (%)*	Possible Points (Weight)	Provider Points Earned
Early EPSDT Medical Visits		100%	2	2.00
Early EPSDT Dental Visits		67%	2	1.34
Permanency Contacts		0%	5	0.00
Additional Academic Supports		19%	2	0.38
HS Grad/GED/Prof or Trade Certificate/College		N/A	10/5/5/1	
EYSS Agreement		Not Eligible	5	
Community Connections		0%	4	0.00
Active Agency Accreditation		0%	4	0.00
Staff Clinical Licensure		0%	5	0.00
Behavior Management (threshold = 0)		100%	4	4.00
<b>Incentives Total</b>	<b>7.78</b>			<b>7.72</b>
Maximum total combined incentive credit allowed is 10 points.			<b>Incentives Awarded</b>	<b>7.72</b>

\*Performance calculation descriptions can be found in the FY 2019 RBWO PBP Measurements and Standards Guide.

**Child Protective Services Investigations and Dispositions**

The following investigations data, which is not used for scoring but is considered significant to a provider's performance, is from Georgia SHINES and is not considered final or complete until the end of the fiscal year.

Total Reports:	0
Number Screened In:	0
Number Screened Out:	0
Number Substantiated:	0
Number Unsubstantiated:	0
Number Active CPS Investigations:	0



DHS, DFCS, Office of Provider Management

## Performance-Based Placement Measures

### RBWO Provider GA+SCORECARD - CCI



Report Quarter: Q1 FY2020

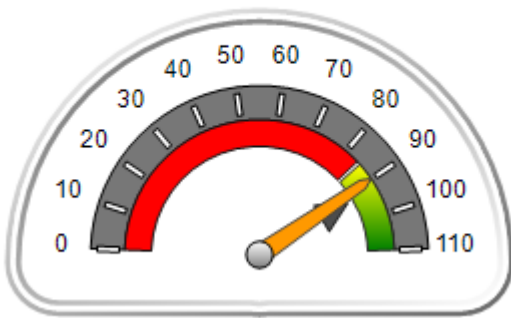
**Provider/Program Name: Agape Behavioral Healthcare, Inc. - (694) - CCI**

3830 Old Gordon Rd, Atlanta, GA 30336	Quarterly Scores (Grades)		Current Quarter Score (Grade)
Phone: 404-505-7619	Q1: 89.87 (B+)	Q2: N/A	<b>89.87%</b> <b>(B+)</b>
Vendor ID# 35410	Q3: N/A	Q4: N/A	
Program Census Information:	# Children in Care During Quarter: 9	# Placements During Quarter: 9	# Children in Care On Last Day: 4

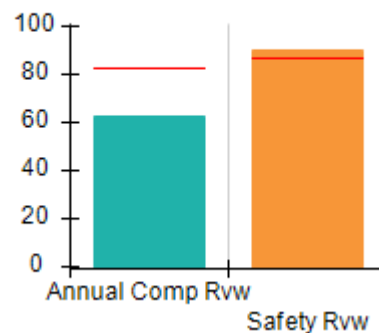
### Quarterly Provider Comparisons to All CCIs

▼ — indicates average for all CCIs

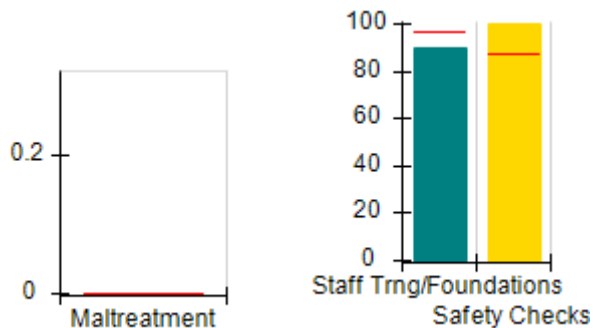
Overall Score (%)



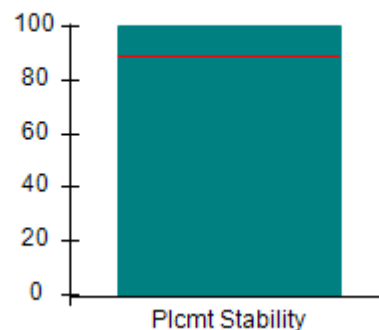
OPM Monitoring Reviews (%)



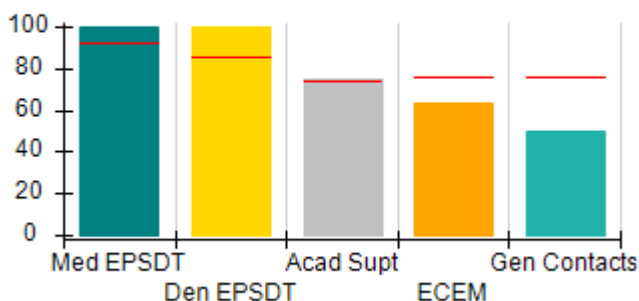
Safety Outcomes (%)



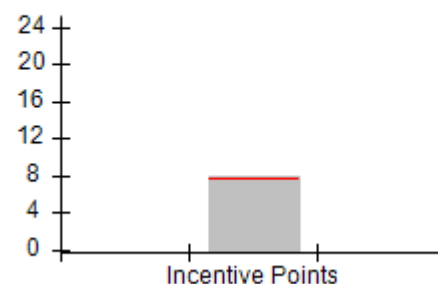
Permanency Outcomes (%)



Well-Being Outcomes (%)



Incentives Earned (Points)





DHS, DFCS, Office of Provider Management  
**Performance-Based Placement Measures**  
**RBWO Provider GA+SCORECARD - CCI**  
**Report Quarter: Q1 FY2020**



<b>Provider/Program Name: Agape Behavioral Healthcare, Inc. - (694) - CCI</b>				
<b>3830 Old Gordon Rd, Atlanta, GA 30336</b>		<b>Quarterly Scores (Grades)</b>		<b>Current Quarter Score (Grade)</b>
<b>Phone: 404-505-7619</b>		<b>Q1: 89.87 (B+)</b>	<b>Q2: N/A</b>	<b>89.87% (B+)</b>
<b>Vendor ID# 35410</b>		<b>Q3: N/A</b>	<b>Q4: N/A</b>	
Program Census Information:		# Children in Care During Quarter: 9	# Placements During Quarter: 9	# Children in Care On Last Day: 4
	<b>Avg Performance All CCIs (%)</b>	<b>Provider Performance (%)*</b>	<b>Possible Points (Weight)</b>	<b>Provider Points Earned</b>
<b>OPM Monitoring Reviews</b>				
Annual Comprehensive Reviews	83%	63%	25	15.71
Safety Reviews	86%	90%	15	13.50
<b>Monitoring Sub-Total</b>			<b>40</b>	<b>29.21</b>
<b>CCI Safety Outcomes</b>				
Incidence of Maltreatment	0.00%	No Substantiated Reports	10	10.00
Staff Training/Foundations	96%	90%	5	4.50
Staff Safety Checks	87%	100%	5	5.00
<b>Safety Sub-Total</b>			<b>20</b>	<b>19.50</b>
<b>CCI Permanency Outcomes</b>				
Placement Stability	89%	100%	15	15.00
<b>Permanency Sub-Total</b>			<b>15</b>	<b>15.00</b>
<b>CCI Well-Being Outcomes</b>				
EPSDT Medical Visits	92%	100%	4	4.00
EPSDT Dental Visits	85%	100%	4	4.00
Academic Supports	74%	75%	3	2.25
Provider ECEM Visits	76%	63%	7	4.41
Provider General Contacts	76%	50%	7	3.50
Placements with Siblings	38%	0%	Not Scored	Not Scored
Placements within Legal County	14%	33%	Not Scored	Not Scored
<b>Well-Being Sub-Total</b>			<b>25</b>	<b>18.16</b>
*Performance calculation descriptions can be found in the FY 2019 RBWO PBP Measurements and Standards Guide.				

<b>Monitoring &amp; Outcomes: Possible Points = 100</b>		<b>Points Earned = 81.87</b>	
<b>Score Before Incentives Credit</b>			<b>81.87%</b>
<b>Incentives Awarded</b>			<b>8.00 pts</b>
<b>PBP Verification</b>			<b>N/A pts</b>
<b>Total Score</b>			<b>89.87%</b>



**DHS, DFCS, Office of Provider Management**  
**Performance-Based Placement Measures**  
**RBWO Provider GA+SCORECARD - CCI**  
**Report Quarter: Q1 FY2020**



**Provider/Program Name: Agape Behavioral Healthcare, Inc. - (694) - CCI**

Program Census Information:		# Children in Care During Quarter: 9	# Placements During Quarter: 9	# Children in Care On Last Day: 4
CCI Incentive Credits	Avg Performance All CCIs (Points)	Provider Performance (%)*	Possible Points (Weight)	Provider Points Earned
Early EPSDT Medical Visits		100%	2	2.00
Early EPSDT Dental Visits		100%	2	2.00
Permanency Contacts		0%	5	0.00
Additional Academic Supports		0%	2	0.00
HS Grad/GED/Prof or Trade Certificate/College		N/A	10/5/5/1	
EYSS Agreement		Not Eligible	5	
Community Connections		0%	4	0.00
Active Agency Accreditation		0%	4	0.00
Staff Clinical Licensure		0%	5	0.00
Behavior Management (threshold = 0)		100%	4	4.00
<b>Incentives Total</b>	<b>7.78</b>			<b>8.00</b>
Maximum total combined incentive credit allowed is 10 points.			<b>Incentives Awarded</b>	<b>8.00</b>

\*Performance calculation descriptions can be found in the FY 2019 RBWO PBP Measurements and Standards Guide.

**Child Protective Services Investigations and Dispositions**

The following investigations data, which is not used for scoring but is considered significant to a provider's performance, is from Georgia SHINES and is not considered final or complete until the end of the fiscal year.

Total Reports:	0
Number Screened In:	0
Number Screened Out:	0
Number Substantiated:	0
Number Unsubstantiated:	0
Number Active CPS Investigations:	0

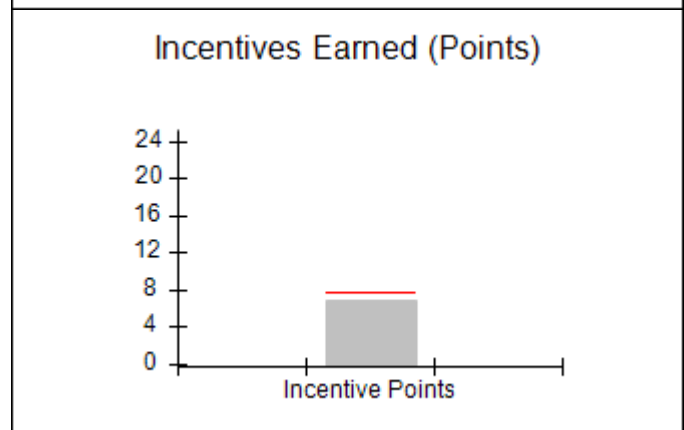
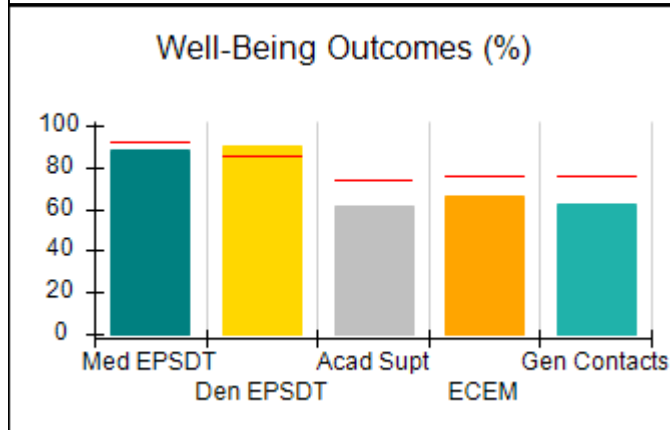
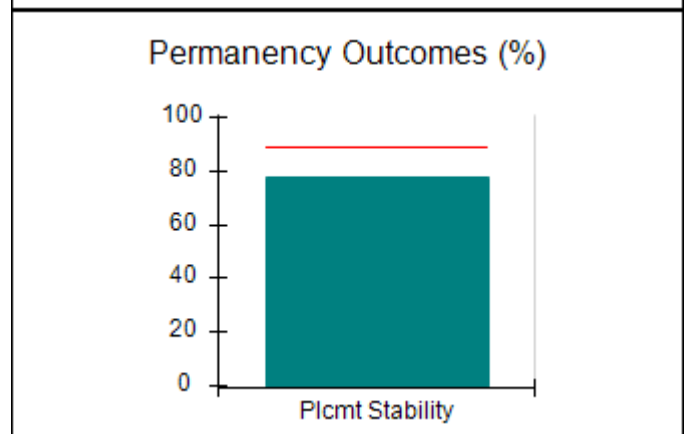
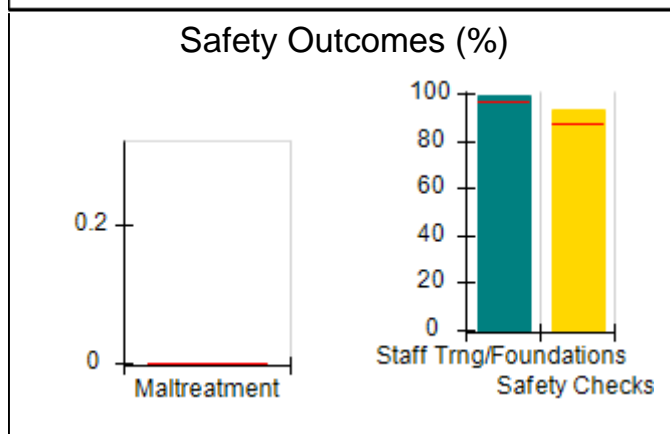
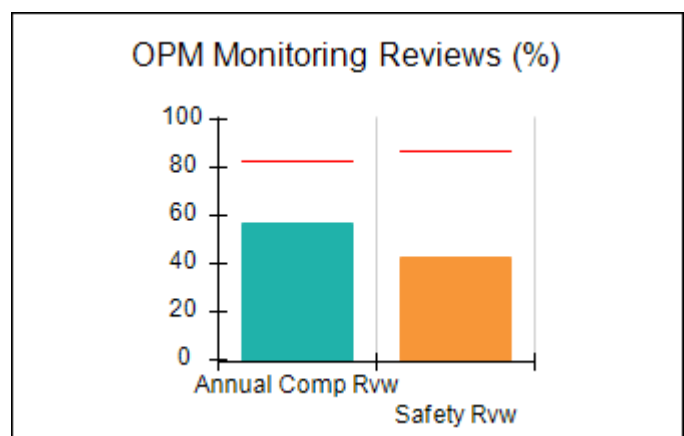
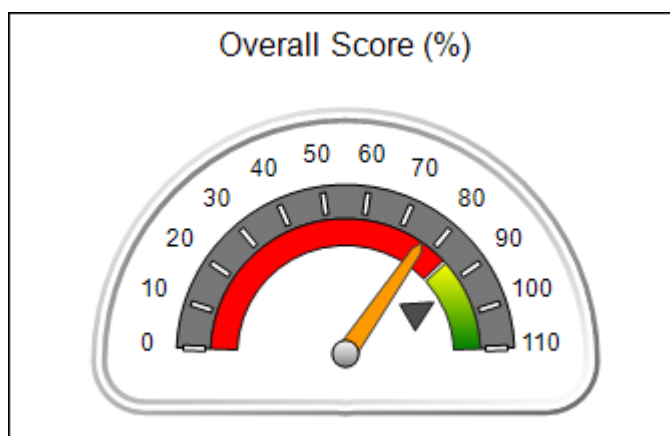


**DHS, DFCS, Office of Provider Management**  
**Performance-Based Placement Measures**  
**RBWO Provider GA+SCORECARD - CCI**  
**Report Quarter: Q1 FY2020**



<b>Provider/Program Name: Alternative Youth Services, Inc. - (667) - CCI</b>			
211 Goose Hollow Road, Reynolds, GA 31076	Quarterly Scores (Grades)		Current Quarter Score (Grade)
Phone: 478-847-2900	Q1: 76.66 (C)	Q2: N/A	<b>76.66%</b> <b>(C)</b>
Vendor ID# 35223	Q3: N/A	Q4: N/A	
Program Census Information:	# Children in Care During Quarter: 60	# Placements During Quarter: 60	# Children in Care On Last Day: 34
<b>Quarterly Provider Comparisons to All CCIs</b>			

▼ — indicates average for all CCIs







DHS, DFCS, Office of Provider Management  
**Performance-Based Placement Measures**  
**RBWO Provider GA+SCORECARD - CCI**  
 Report Quarter: Q1 FY2020



<b>Provider/Program Name: Alternative Youth Services, Inc. - (667) - CCI</b>				
211 Goose Hollow Road, Reynolds, GA 31076		Quarterly Scores (Grades)		Current Quarter Score (Grade)
Phone: 478-847-2900		Q1: 76.66 (C)	Q2: N/A	<b>76.66%</b> <b>(C)</b>
Vendor ID# 35223		Q3: N/A	Q4: N/A	
Program Census Information:		# Children in Care During Quarter: 60	# Placements During Quarter: 60	# Children in Care On Last Day: 34
	Avg Performance All CCIs (%)	Provider Performance (%)*	Possible Points (Weight)	Provider Points Earned
<b>OPM Monitoring Reviews</b>				
Annual Comprehensive Reviews	83%	57%	25	14.19
Safety Reviews	86%	43%	15	6.38
<b>Monitoring Sub-Total</b>			<b>40</b>	<b>20.57</b>
<b>CCI Safety Outcomes</b>				
Incidence of Maltreatment	0.00%	No Substantiated Reports	10	10.00
Staff Training/Foundations	96%	99%	5	4.95
Staff Safety Checks	87%	93%	5	4.65
<b>Safety Sub-Total</b>			<b>20</b>	<b>19.60</b>
<b>CCI Permanency Outcomes</b>				
Placement Stability	89%	78%	15	11.70
<b>Permanency Sub-Total</b>			<b>15</b>	<b>11.70</b>
<b>CCI Well-Being Outcomes</b>				
EPSDT Medical Visits	92%	88%	4	3.52
EPSDT Dental Visits	85%	90%	4	3.60
Academic Supports	74%	61%	3	1.83
Provider ECEM Visits	76%	66%	7	4.62
Provider General Contacts	76%	62%	7	4.34
Placements with Siblings	38%	26%	Not Scored	Not Scored
Placements within Legal County	14%	0%	Not Scored	Not Scored
<b>Well-Being Sub-Total</b>			<b>25</b>	<b>17.91</b>
*Performance calculation descriptions can be found in the FY 2019 RBWO PBP Measurements and Standards Guide.				

<b>Monitoring &amp; Outcomes: Possible Points = 100</b>		<b>Points Earned = 69.78</b>	
<b>Score Before Incentives Credit</b>			<b>69.78%</b>
<b>Incentives Awarded</b>			<b>6.88 pts</b>
<b>PBP Verification</b>			<b>N/A pts</b>
<b>Total Score</b>			<b>76.66%</b>



**DHS, DFCS, Office of Provider Management**  
**Performance-Based Placement Measures**  
**RBWO Provider GA+SCORECARD - CCI**  
**Report Quarter: Q1 FY2020**



**Provider/Program Name: Alternative Youth Services, Inc. - (667) - CCI**

Program Census Information:		# Children in Care During Quarter: 60	# Placements During Quarter: 60	# Children in Care On Last Day: 34
CCI Incentive Credits	Avg Performance All CCIs (Points)	Provider Performance (%)*	Possible Points (Weight)	Provider Points Earned
Early EPSDT Medical Visits		75%	2	1.50
Early EPSDT Dental Visits		64%	2	1.28
Permanency Contacts		0%	5	0.00
Additional Academic Supports		5%	2	0.10
HS Grad/GED/Prof or Trade Certificate/College		N/A	10/5/5/1	
EYSS Agreement		Not Eligible	5	
Community Connections		0%	4	0.00
Active Agency Accreditation		0%	4	0.00
Staff Clinical Licensure		0%	5	0.00
Behavior Management (threshold = 0)		100%	4	4.00
<b>Incentives Total</b>	<b>7.78</b>			<b>6.88</b>
Maximum total combined incentive credit allowed is 10 points.			<b>Incentives Awarded</b>	<b>6.88</b>

\*Performance calculation descriptions can be found in the FY 2019 RBWO PBP Measurements and Standards Guide.

**Child Protective Services Investigations and Dispositions**

The following investigations data, which is not used for scoring but is considered significant to a provider's performance, is from Georgia SHINES and is not considered final or complete until the end of the fiscal year.

Total Reports:	0
Number Screened In:	0
Number Screened Out:	0
Number Substantiated:	0
Number Unsubstantiated:	1
Number Active CPS Investigations:	-1

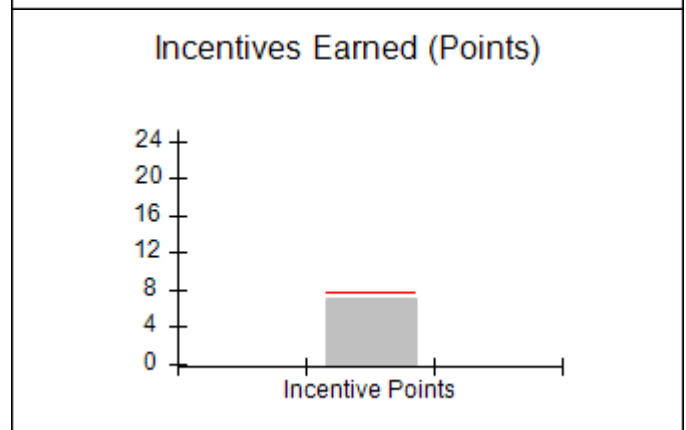
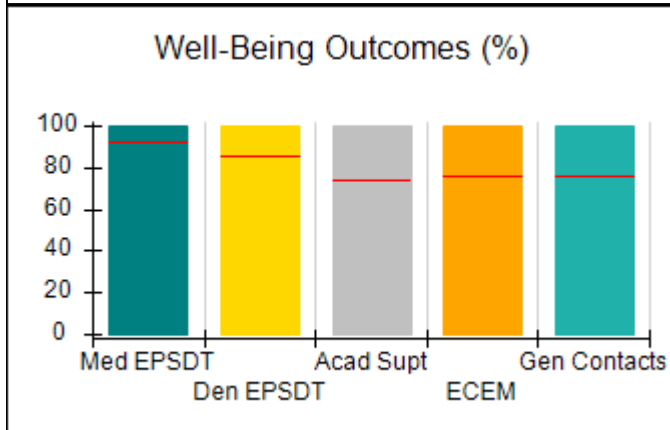
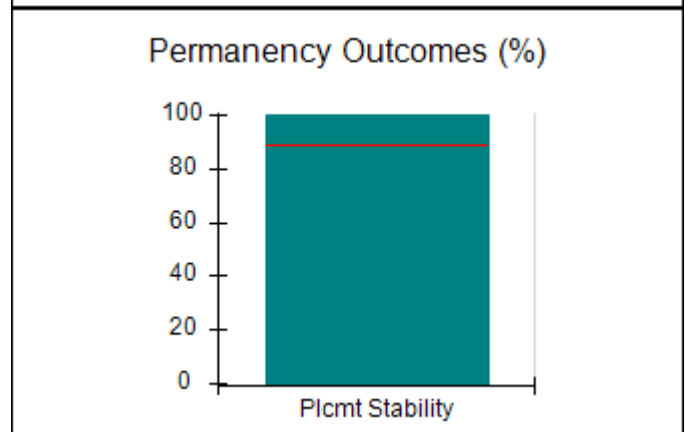
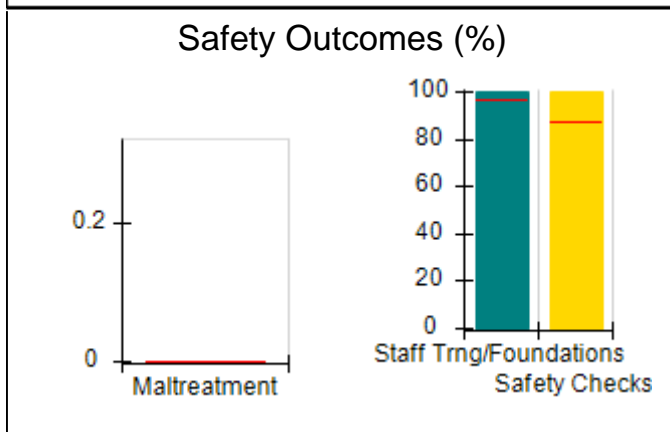
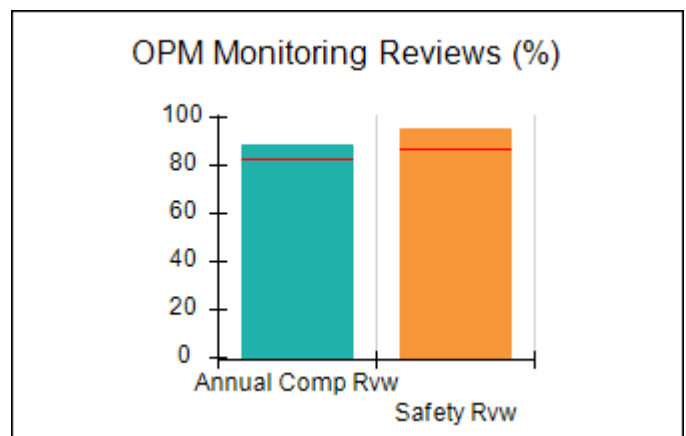
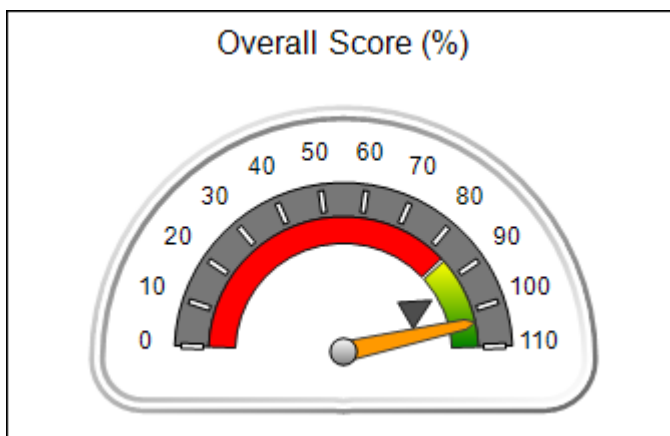


**DHS, DFCS, Office of Provider Management**  
**Performance-Based Placement Measures**  
**RBWO Provider GA+SCORECARD - CCI**  
**Report Quarter: Q1 FY2020**



<b>Provider/Program Name: Alyssa and Brothers, Inc. - dba Rowley Residence 2 (908) - CCI</b>			
<b>4552 Dorset Circle, Decatur, GA 30035</b>	<b>Quarterly Scores (Grades)</b>		<b>Current Quarter Score (Grade)</b>
<b>Phone: 678 518-8633</b>	<b>Q1: 103.41 (A+)</b>	<b>Q2: N/A</b>	<b>103.41% (A+)</b>
<b>Vendor ID# 35225</b>	<b>Q3: N/A</b>	<b>Q4: N/A</b>	
<b>Program Census Information:</b>	<b># Children in Care During Quarter: 6</b>	<b># Placements During Quarter: 6</b>	<b># Children in Care On Last Day: 3</b>
<b>Quarterly Provider Comparisons to All CCIs</b>			

▼ — indicates average for all CCIs





DHS, DFCS, Office of Provider Management  
**Performance-Based Placement Measures**  
**RBWO Provider GA+SCORECARD - CCI**  
**Report Quarter: Q1 FY2020**



<b>Provider/Program Name: Alyssa and Brothers, Inc. - dba Rowley Residence 2 (908) - CCI</b>				
4552 Dorset Circle, Decatur, GA 30035		Quarterly Scores (Grades)		Current Quarter Score (Grade)
Phone: 678 518-8633		Q1: 103.41 (A+)	Q2: N/A	<b>103.41%</b> <b>(A+)</b>
Vendor ID# 35225		Q3: N/A	Q4: N/A	
Program Census Information:		# Children in Care During Quarter: 6	# Placements During Quarter: 6	# Children in Care On Last Day: 3
	Avg Performance All CCIs (%)	Provider Performance (%)*	Possible Points (Weight)	Provider Points Earned
<b>OPM Monitoring Reviews</b>				
Annual Comprehensive Reviews	83%	88%	25	22.06
Safety Reviews	86%	95%	15	14.25
<b>Monitoring Sub-Total</b>			<b>40</b>	<b>36.31</b>
<b>CCI Safety Outcomes</b>				
Incidence of Maltreatment	0.00%	No Substantiated Reports	10	10.00
Staff Training/Foundations	96%	100%	5	5.00
Staff Safety Checks	87%	100%	5	5.00
<b>Safety Sub-Total</b>			<b>20</b>	<b>20.00</b>
<b>CCI Permanency Outcomes</b>				
Placement Stability	89%	100%	15	15.00
<b>Permanency Sub-Total</b>			<b>15</b>	<b>15.00</b>
<b>CCI Well-Being Outcomes</b>				
EPSDT Medical Visits	92%	100%	4	4.00
EPSDT Dental Visits	85%	100%	4	4.00
Academic Supports	74%	100%	3	3.00
Provider ECEM Visits	76%	100%	7	7.00
Provider General Contacts	76%	100%	7	7.00
Placements with Siblings	38%	Not Eligible	Not Scored	Not Scored
Placements within Legal County	14%	Not Eligible	Not Scored	Not Scored
<b>Well-Being Sub-Total</b>			<b>25</b>	<b>25.00</b>
*Performance calculation descriptions can be found in the FY 2019 RBWO PBP Measurements and Standards Guide.				

<b>Monitoring &amp; Outcomes: Possible Points = 100</b>		<b>Points Earned = 96.31</b>	
<b>Score Before Incentives Credit</b>			<b>96.31%</b>
<b>Incentives Awarded</b>			<b>7.10 pts</b>
<b>PBP Verification</b>			<b>N/A pts</b>
<b>Total Score</b>			<b>103.41%</b>



DHS, DFCS, Office of Provider Management  
**Performance-Based Placement Measures**  
**RBWO Provider GA+SCORECARD - CCI**  
Report Quarter: Q1 FY2020



**Provider/Program Name: Alyssa and Brothers, Inc. - dba Rowley Residence 2 (908) - CCI**

Program Census Information:		# Children in Care During Quarter: 6	# Placements During Quarter: 6	# Children in Care On Last Day: 3
CCI Incentive Credits	Avg Performance All CCIs (Points)	Provider Performance (%)*	Possible Points (Weight)	Provider Points Earned
Early EPSDT Medical Visits		Not Eligible	2	
Early EPSDT Dental Visits		100%	2	2.00
Permanency Contacts		0%	5	0.00
Additional Academic Supports		55%	2	1.10
HS Grad/GED/Prof or Trade Certificate/College		N/A	10/5/5/1	
EYSS Agreement		Not Eligible	5	
Community Connections		0%	4	0.00
Active Agency Accreditation		0%	4	0.00
Staff Clinical Licensure		0%	5	0.00
Behavior Management (threshold = 0)		100%	4	4.00
<b>Incentives Total</b>	<b>7.78</b>			<b>7.10</b>
Maximum total combined incentive credit allowed is 10 points.			<b>Incentives Awarded</b>	<b>7.10</b>

\*Performance calculation descriptions can be found in the FY 2019 RBWO PBP Measurements and Standards Guide.

**Child Protective Services Investigations and Dispositions**

The following investigations data, which is not used for scoring but is considered significant to a provider's performance, is from Georgia SHINES and is not considered final or complete until the end of the fiscal year.

Total Reports:	0
Number Screened In:	0
Number Screened Out:	0
Number Substantiated:	0
Number Unsubstantiated:	0
Number Active CPS Investigations:	0



DHS, DFCS, Office of Provider Management  
**Performance-Based Placement Measures**  
**RBWO Provider GA+SCORECARD - CCI**  
Report Quarter: Q1 FY2020



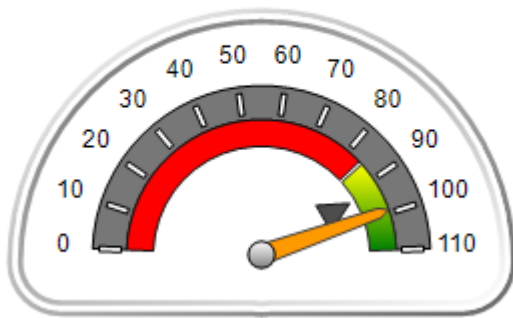
**Provider/Program Name: AMI Kids Savannah River - (5161) - CCI**

626 Old River Road, Sylvania, GA 30467	Quarterly Scores (Grades)		Current Quarter Score (Grade)
Phone: 912-829-5300	Q1: 99.16 (A+)	Q2: N/A	99.16% (A+)
Vendor ID# 117807	Q3: N/A	Q4: N/A	
Program Census Information:	# Children in Care During Quarter: 24	# Placements During Quarter: 24	# Children in Care On Last Day: 21

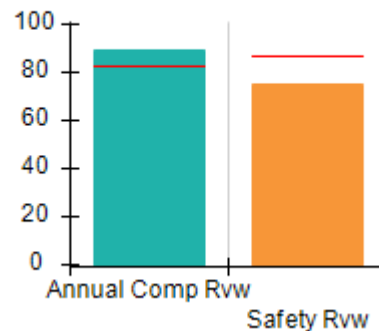
**Quarterly Provider Comparisons to All CCIs**

▼ — indicates average for all CCIs

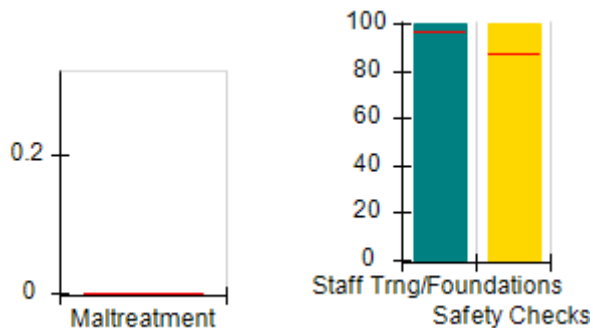
Overall Score (%)



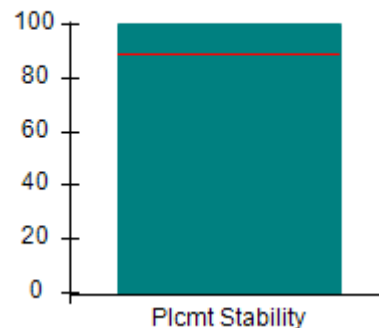
OPM Monitoring Reviews (%)



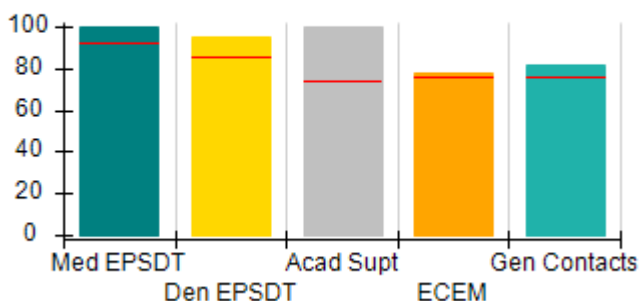
Safety Outcomes (%)



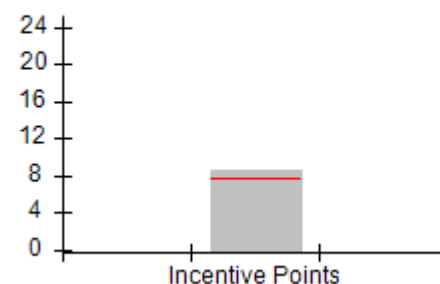
Permanency Outcomes (%)



Well-Being Outcomes (%)



Incentives Earned (Points)





DHS, DFCS, Office of Provider Management  
**Performance-Based Placement Measures**  
**RBWO Provider GA+SCORECARD - CCI**  
**Report Quarter: Q1 FY2020**



<b>Provider/Program Name: AMI Kids Savannah River - (5161) - CCI</b>				
626 Old River Road, Sylvania, GA 30467		Quarterly Scores (Grades)		Current Quarter Score (Grade)
Phone: 912-829-5300		Q1: 99.16 (A+)	Q2: N/A	<b>99.16%</b> <b>(A+)</b>
Vendor ID# 117807		Q3: N/A	Q4: N/A	
Program Census Information:		# Children in Care During Quarter: 24	# Placements During Quarter: 24	# Children in Care On Last Day: 21
	Avg Performance All CCIs (%)	Provider Performance (%)*	Possible Points (Weight)	Provider Points Earned
<b>OPM Monitoring Reviews</b>				
Annual Comprehensive Reviews	83%	90%	25	22.41
Safety Reviews	86%	75%	15	11.25
<b>Monitoring Sub-Total</b>			<b>40</b>	<b>33.66</b>
<b>CCI Safety Outcomes</b>				
Incidence of Maltreatment	0.00%	No Substantiated Reports	10	10.00
Staff Training/Foundations	96%	100%	5	5.00
Staff Safety Checks	87%	100%	5	5.00
<b>Safety Sub-Total</b>			<b>20</b>	<b>20.00</b>
<b>CCI Permanency Outcomes</b>				
Placement Stability	89%	100%	15	15.00
<b>Permanency Sub-Total</b>			<b>15</b>	<b>15.00</b>
<b>CCI Well-Being Outcomes</b>				
EPSDT Medical Visits	92%	100%	4	4.00
EPSDT Dental Visits	85%	95%	4	3.80
Academic Supports	74%	100%	3	3.00
Provider ECEM Visits	76%	78%	7	5.46
Provider General Contacts	76%	82%	7	5.74
Placements with Siblings	38%	0%	Not Scored	Not Scored
Placements within Legal County	14%	0%	Not Scored	Not Scored
<b>Well-Being Sub-Total</b>			<b>25</b>	<b>22.00</b>
*Performance calculation descriptions can be found in the FY 2019 RBWO PBP Measurements and Standards Guide.				

<b>Monitoring &amp; Outcomes: Possible Points = 100</b>		<b>Points Earned = 90.66</b>	
<b>Score Before Incentives Credit</b>			<b>90.66%</b>
<b>Incentives Awarded</b>			<b>8.50 pts</b>
<b>PBP Verification</b>			<b>N/A pts</b>
<b>Total Score</b>			<b>99.16%</b>



DHS, DFCS, Office of Provider Management  
**Performance-Based Placement Measures**  
**RBWO Provider GA+SCORECARD - CCI**  
Report Quarter: Q1 FY2020



**Provider/Program Name: AMI Kids Savannah River - (5161) - CCI**

Program Census Information:		# Children in Care During Quarter: 24	# Placements During Quarter: 24	# Children in Care On Last Day: 21
CCI Incentive Credits	Avg Performance All CCIs (Points)	Provider Performance (%)*	Possible Points (Weight)	Provider Points Earned
Early EPSDT Medical Visits		100%	2	2.00
Early EPSDT Dental Visits		90%	2	1.80
Permanency Contacts		0%	5	0.00
Additional Academic Supports		35%	2	0.70
HS Grad/GED/Prof or Trade Certificate/College		N/A	10/5/5/1	
EYSS Agreement		Not Eligible	5	
Community Connections		0%	4	0.00
Active Agency Accreditation		0%	4	0.00
Staff Clinical Licensure		0%	5	0.00
Behavior Management (threshold = 0)		100%	4	4.00
<b>Incentives Total</b>	<b>7.78</b>			<b>8.50</b>
Maximum total combined incentive credit allowed is 10 points.			<b>Incentives Awarded</b>	<b>8.50</b>

\*Performance calculation descriptions can be found in the FY 2019 RBWO PBP Measurements and Standards Guide.

**Child Protective Services Investigations and Dispositions**

The following investigations data, which is not used for scoring but is considered significant to a provider's performance, is from Georgia SHINES and is not considered final or complete until the end of the fiscal year.

Total Reports:	0
Number Screened In:	0
Number Screened Out:	0
Number Substantiated:	0
Number Unsubstantiated:	0
Number Active CPS Investigations:	0





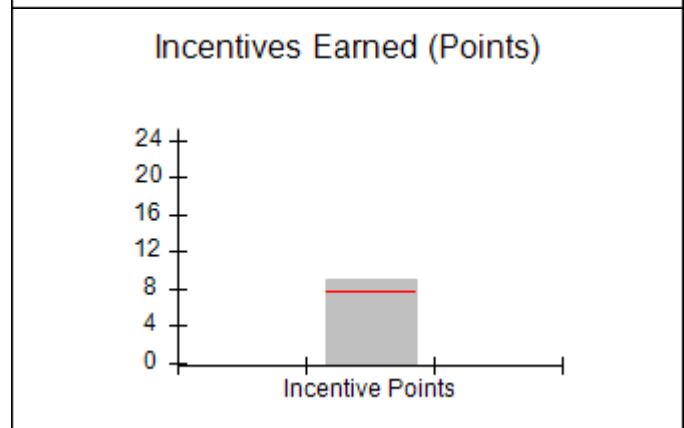
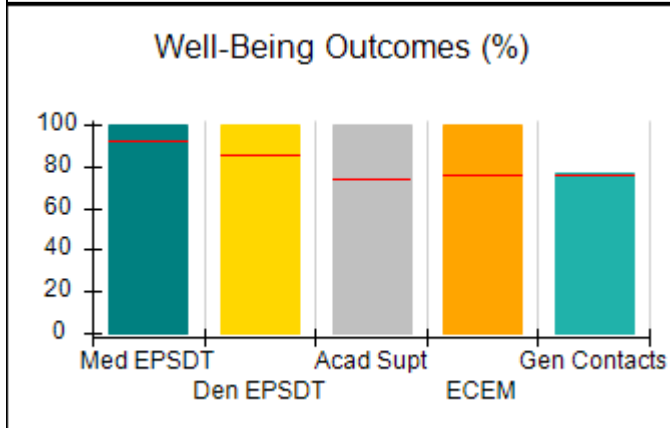
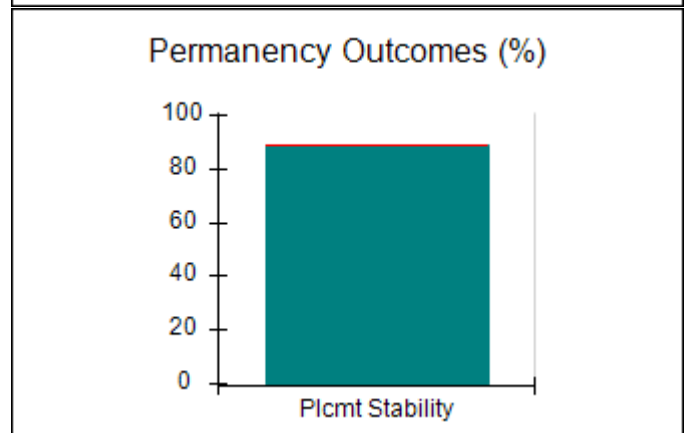
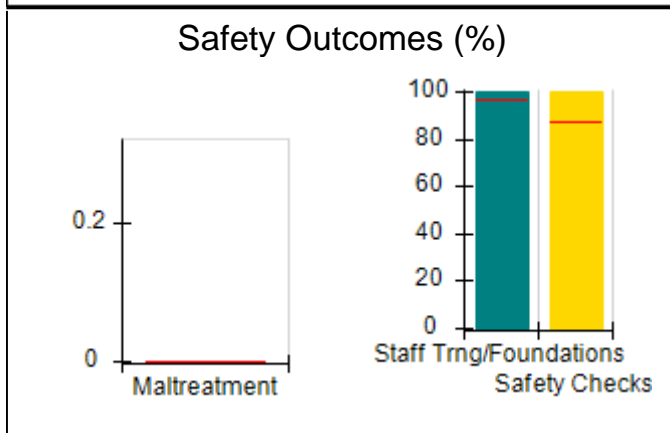
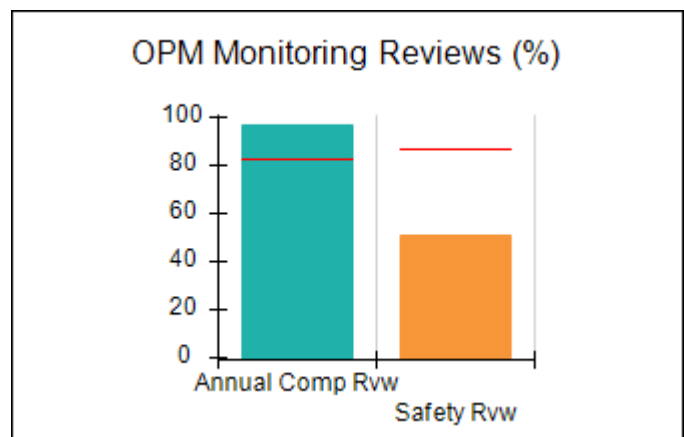
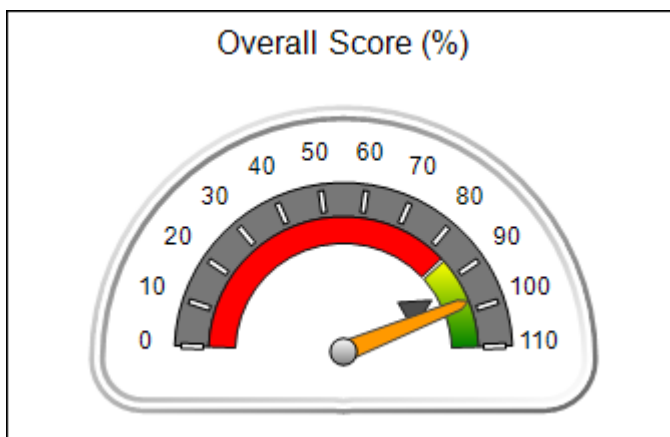
DHS, DFCS, Office of Provider Management  
**Performance-Based Placement Measures**  
**RBWO Provider GA+SCORECARD - CCI**



Report Quarter: Q1 FY2020

<b>Provider/Program Name: Ark Family Counseling Center, The - Ricky Homes/Decatur (571) - CCI</b>			
2580 S. Hairston Road, Decatur, GA 30035	Quarterly Scores (Grades)		Current Quarter Score (Grade)
Phone: 770-593-0913	Q1: 97.55 (A+)	Q2: N/A	<b>97.55%</b> <b>(A+)</b>
Vendor ID# 35229	Q3: N/A	Q4: N/A	
Program Census Information:	# Children in Care During Quarter: 9	# Placements During Quarter: 10	# Children in Care On Last Day: 4
<b>Quarterly Provider Comparisons to All CCIs</b>			

▼ — indicates average for all CCIs





DHS, DFCS, Office of Provider Management  
**Performance-Based Placement Measures**  
**RBWO Provider GA+SCORECARD - CCI**



Report Quarter: Q1 FY2020

<b>Provider/Program Name: Ark Family Counseling Center, The - Ricky Homes/Decatur (571) - CCI</b>				
2580 S. Hairston Road, Decatur, GA 30035		Quarterly Scores (Grades)		Current Quarter Score (Grade)
Phone: 770-593-0913		Q1: 97.55 (A+)	Q2: N/A	<b>97.55% (A+)</b>
Vendor ID# 35229		Q3: N/A	Q4: N/A	
Program Census Information:		# Children in Care During Quarter: 9	# Placements During Quarter: 10	# Children in Care On Last Day: 4
	Avg Performance All CCIs (%)	Provider Performance (%)*	Possible Points (Weight)	Provider Points Earned
<b>OPM Monitoring Reviews</b>				
Annual Comprehensive Reviews	83%	96%	25	24.12
Safety Reviews	86%	51%	15	7.69
<b>Monitoring Sub-Total</b>			<b>40</b>	<b>31.81</b>
<b>CCI Safety Outcomes</b>				
Incidence of Maltreatment	0.00%	No Substantiated Reports	10	10.00
Staff Training/Foundations	96%	100%	5	5.00
Staff Safety Checks	87%	100%	5	5.00
<b>Safety Sub-Total</b>			<b>20</b>	<b>20.00</b>
<b>CCI Permanency Outcomes</b>				
Placement Stability	89%	89%	15	13.35
<b>Permanency Sub-Total</b>			<b>15</b>	<b>13.35</b>
<b>CCI Well-Being Outcomes</b>				
EPSDT Medical Visits	92%	100%	4	4.00
EPSDT Dental Visits	85%	100%	4	4.00
Academic Supports	74%	100%	3	3.00
Provider ECEM Visits	76%	100%	7	7.00
Provider General Contacts	76%	77%	7	5.39
Placements with Siblings	38%	0%	Not Scored	Not Scored
Placements within Legal County	14%	0%	Not Scored	Not Scored
<b>Well-Being Sub-Total</b>			<b>25</b>	<b>23.39</b>
*Performance calculation descriptions can be found in the FY 2019 RBWO PBP Measurements and Standards Guide.				

<b>Monitoring &amp; Outcomes: Possible Points = 100</b>	<b>Points Earned = 88.55</b>
<b>Score Before Incentives Credit</b>	<b>88.55%</b>
<b>Incentives Awarded</b>	<b>9.00 pts</b>
<b>PBP Verification</b>	<b>N/A pts</b>
<b>Total Score</b>	<b>97.55%</b>



**DHS, DFCS, Office of Provider Management**  
**Performance-Based Placement Measures**  
**RBWO Provider GA+SCORECARD - CCI**



**Report Quarter: Q1 FY2020**

**Provider/Program Name: Ark Family Counseling Center, The - Ricky Homes/Decatur (571) - CCI**

Program Census Information:		# Children in Care During Quarter: 9	# Placements During Quarter: 10	# Children in Care On Last Day: 4
CCI Incentive Credits	Avg Performance All CCIs (Points)	Provider Performance (%)*	Possible Points (Weight)	Provider Points Earned
Early EPSDT Medical Visits		0%	2	0.00
Early EPSDT Dental Visits		100%	2	2.00
Permanency Contacts		60%	5	3.00
Additional Academic Supports		0%	2	0.00
HS Grad/GED/Prof or Trade Certificate/College		N/A	10/5/5/1	
EYSS Agreement		Not Eligible	5	
Community Connections		0%	4	0.00
Active Agency Accreditation		0%	4	0.00
Staff Clinical Licensure		0%	5	0.00
Behavior Management (threshold = 0)		100%	4	4.00
<b>Incentives Total</b>	<b>7.78</b>			<b>9.00</b>
Maximum total combined incentive credit allowed is 10 points.			<b>Incentives Awarded</b>	<b>9.00</b>

\*Performance calculation descriptions can be found in the FY 2019 RBWO PBP Measurements and Standards Guide.

### Child Protective Services Investigations and Dispositions

The following investigations data, which is not used for scoring but is considered significant to a provider's performance, is from Georgia SHINES and is not considered final or complete until the end of the fiscal year.

Total Reports:	0
Number Screened In:	0
Number Screened Out:	0
Number Substantiated:	0
Number Unsubstantiated:	0
Number Active CPS Investigations:	0



DHS, DFCS, Office of Provider Management  
**Performance-Based Placement Measures**  
**RBWO Provider GA+SCORECARD - CCI**



Report Quarter: Q1 FY2020

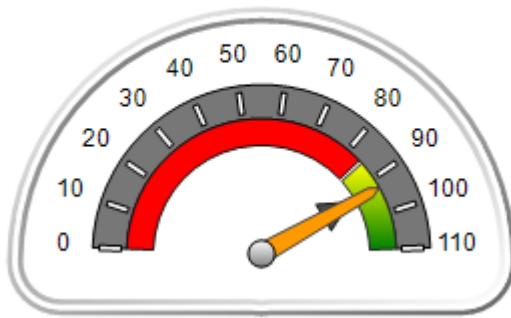
**Provider/Program Name: Ark Family Counseling Center, The - Ricky Homes/Lithonia (591) - CCI**

3383 Evans Mill Rd., Lithonia, GA 30038	Quarterly Scores (Grades)		Current Quarter Score (Grade)
Phone: 770-593-0913	Q1: 93.00 (A-)	Q2: N/A	<b>93.00%</b> <b>(A-)</b>
Vendor ID# 35228	Q3: N/A	Q4: N/A	
Program Census Information:	# Children in Care During Quarter: 9	# Placements During Quarter: 10	# Children in Care On Last Day: 4

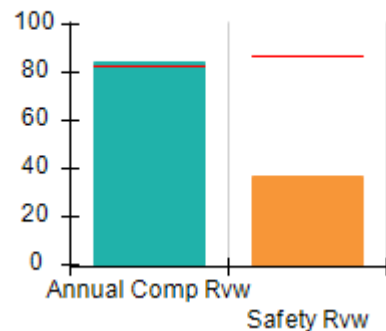
**Quarterly Provider Comparisons to All CCIs**

▼ — indicates average for all CCIs

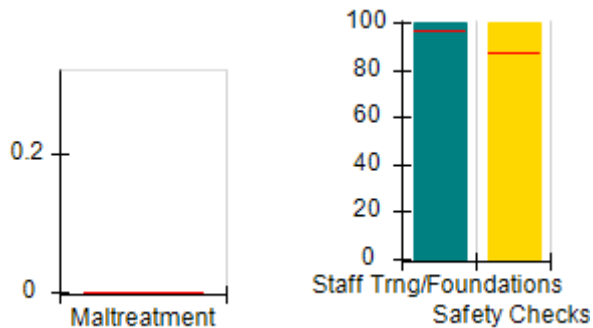
Overall Score (%)



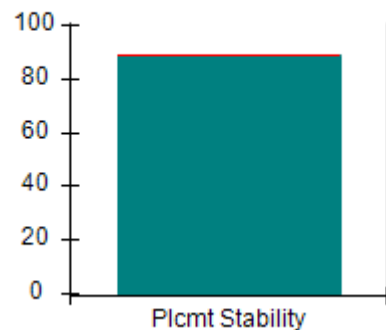
OPM Monitoring Reviews (%)



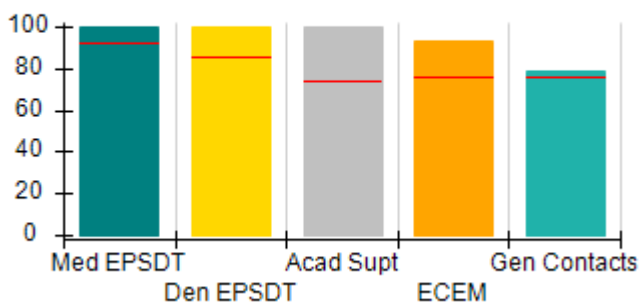
Safety Outcomes (%)



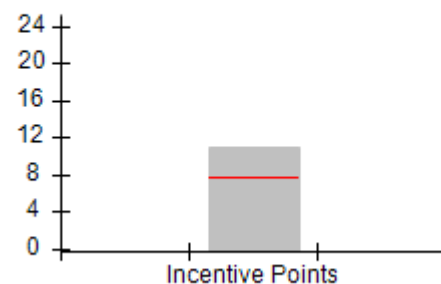
Permanency Outcomes (%)



Well-Being Outcomes (%)



Incentives Earned (Points)





## Performance-Based Placement Measures

### RBWO Provider GA+SCORECARD - CCI

Report Quarter: Q1 FY2020

<b>Provider/Program Name: Ark Family Counseling Center, The - Ricky Homes/Lithonia (591) - CCI</b>				
3383 Evans Mill Rd., Lithonia, GA 30038		Quarterly Scores (Grades)		Current Quarter Score (Grade)
Phone: 770-593-0913		Q1: 93.00 (A-)	Q2: N/A	<b>93.00% (A-)</b>
Vendor ID# 35228		Q3: N/A	Q4: N/A	
Program Census Information:		# Children in Care During Quarter: 9	# Placements During Quarter: 10	# Children in Care On Last Day: 4
	Avg Performance All CCIs (%)	Provider Performance (%)*	Possible Points (Weight)	Provider Points Earned
<b>OPM Monitoring Reviews</b>				
Annual Comprehensive Reviews	83%	85%	25	21.18
Safety Reviews	86%	36%	15	5.44
<b>Monitoring Sub-Total</b>			<b>40</b>	<b>26.61</b>
<b>CCI Safety Outcomes</b>				
Incidence of Maltreatment	0.00%	No Substantiated Reports	10	10.00
Staff Training/Foundations	96%	100%	5	5.00
Staff Safety Checks	87%	100%	5	5.00
<b>Safety Sub-Total</b>			<b>20</b>	<b>20.00</b>
<b>CCI Permanency Outcomes</b>				
Placement Stability	89%	89%	15	13.35
<b>Permanency Sub-Total</b>			<b>15</b>	<b>13.35</b>
<b>CCI Well-Being Outcomes</b>				
EPSDT Medical Visits	92%	100%	4	4.00
EPSDT Dental Visits	85%	100%	4	4.00
Academic Supports	74%	100%	3	3.00
Provider ECEM Visits	76%	93%	7	6.51
Provider General Contacts	76%	79%	7	5.53
Placements with Siblings	38%	Not Eligible	Not Scored	Not Scored
Placements within Legal County	14%	0%	Not Scored	Not Scored
<b>Well-Being Sub-Total</b>			<b>25</b>	<b>23.04</b>
*Performance calculation descriptions can be found in the FY 2019 RBWO PBP Measurements and Standards Guide.				

<b>Monitoring &amp; Outcomes: Possible Points = 100</b>		<b>Points Earned = 83.00</b>	
<b>Score Before Incentives Credit</b>			<b>83.00%</b>
<b>Incentives Awarded</b>			<b>10.00 pts</b>
<b>PBP Verification</b>			<b>N/A pts</b>
<b>Total Score</b>			<b>93.00%</b>



**DHS, DFCS, Office of Provider Management**  
**Performance-Based Placement Measures**  
**RBWO Provider GA+SCORECARD - CCI**



**Report Quarter: Q1 FY2020**

**Provider/Program Name: Ark Family Counseling Center, The - Ricky Homes/Lithonia (591) - CCI**

Program Census Information:		# Children in Care During Quarter: 9	# Placements During Quarter: 10	# Children in Care On Last Day: 4
CCI Incentive Credits	Avg Performance All CCIs (Points)	Provider Performance (%)*	Possible Points (Weight)	Provider Points Earned
Early EPSDT Medical Visits		100%	2	2.00
Early EPSDT Dental Visits		100%	2	2.00
Permanency Contacts		60%	5	3.00
Additional Academic Supports		0%	2	0.00
HS Grad/GED/Prof or Trade Certificate/College		N/A	10/5/5/1	
EYSS Agreement		Not Eligible	5	
Community Connections		0%	4	0.00
Active Agency Accreditation		0%	4	0.00
Staff Clinical Licensure		0%	5	0.00
Behavior Management (threshold = 0)		100%	4	4.00
<b>Incentives Total</b>	<b>7.78</b>			<b>11.00</b>
Maximum total combined incentive credit allowed is 10 points.			<b>Incentives Awarded</b>	<b>10.00</b>

\*Performance calculation descriptions can be found in the FY 2019 RBWO PBP Measurements and Standards Guide.

### Child Protective Services Investigations and Dispositions

The following investigations data, which is not used for scoring but is considered significant to a provider's performance, is from Georgia SHINES and is not considered final or complete until the end of the fiscal year.

Total Reports:	0
Number Screened In:	0
Number Screened Out:	0
Number Substantiated:	0
Number Unsubstantiated:	0
Number Active CPS Investigations:	0



**DHS, DFCS, Office of Provider Management**  
**Performance-Based Placement Measures**  
**RBWO Provider GA+SCORECARD - CCI**  
**Report Quarter: Q1 FY2020**



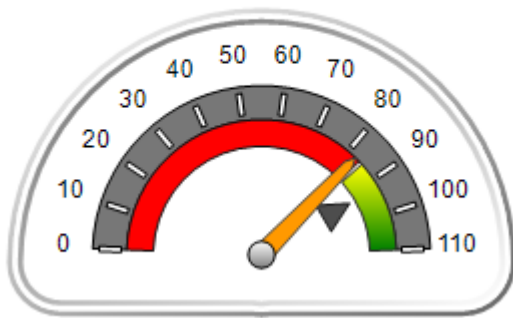
**Provider/Program Name: Bald Ridge Lodge, Inc. - (4124) - CCI**

775 Lanier 400 Pkwy, Cumming, GA 30040	Quarterly Scores (Grades)		Current Quarter Score (Grade)
Phone: 770-887-1220	Q1: 82.61 (B-)	Q2: N/A	<b>82.61% (B-)</b>
Vendor ID# 79175	Q3: N/A	Q4: N/A	
Program Census Information:	# Children in Care During Quarter: 10	# Placements During Quarter: 10	# Children in Care On Last Day: 6

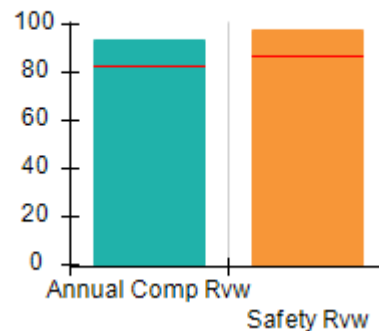
**Quarterly Provider Comparisons to All CCIs**

▼ — indicates average for all CCIs

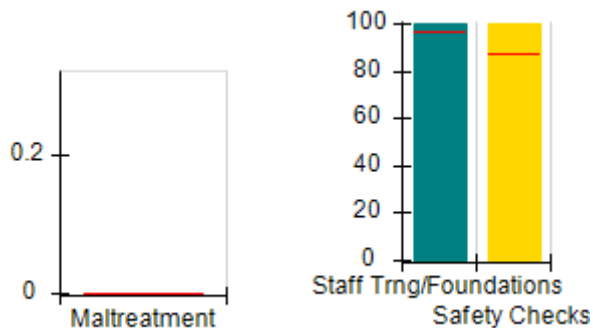
**Overall Score (%)**



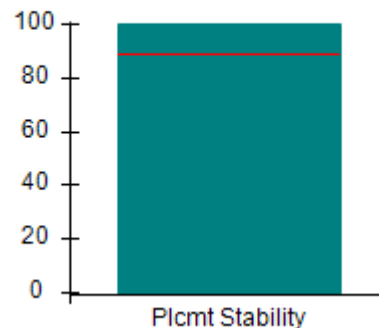
**OPM Monitoring Reviews (%)**



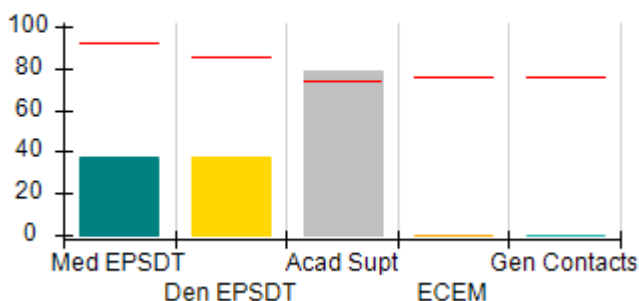
**Safety Outcomes (%)**



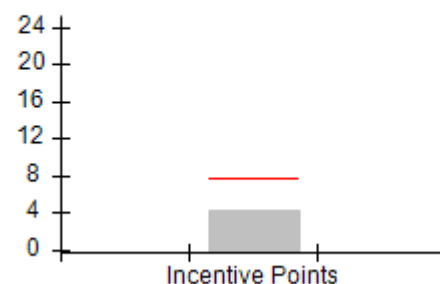
**Permanency Outcomes (%)**



**Well-Being Outcomes (%)**



**Incentives Earned (Points)**





DHS, DFCS, Office of Provider Management  
**Performance-Based Placement Measures**  
**RBWO Provider GA+SCORECARD - CCI**  
 Report Quarter: Q1 FY2020



<b>Provider/Program Name: Bald Ridge Lodge, Inc. - (4124) - CCI</b>				
775 Lanier 400 Pkwy, Cumming, GA 30040		Quarterly Scores (Grades)		Current Quarter Score (Grade)
Phone: 770-887-1220		Q1: 82.61 (B-)	Q2: N/A	<b>82.61%</b> <b>(B-)</b>
Vendor ID# 79175		Q3: N/A	Q4: N/A	
Program Census Information:		# Children in Care During Quarter: 10	# Placements During Quarter: 10	# Children in Care On Last Day: 6
	Avg Performance All CCIs (%)	Provider Performance (%)*	Possible Points (Weight)	Provider Points Earned
<b>OPM Monitoring Reviews</b>				
Annual Comprehensive Reviews	83%	93%	25	23.36
Safety Reviews	86%	98%	15	14.63
<b>Monitoring Sub-Total</b>			<b>40</b>	<b>37.98</b>
<b>CCI Safety Outcomes</b>				
Incidence of Maltreatment	0.00%	No Substantiated Reports	10	10.00
Staff Training/Foundations	96%	100%	5	5.00
Staff Safety Checks	87%	100%	5	5.00
<b>Safety Sub-Total</b>			<b>20</b>	<b>20.00</b>
<b>CCI Permanency Outcomes</b>				
Placement Stability	89%	100%	15	15.00
<b>Permanency Sub-Total</b>			<b>15</b>	<b>15.00</b>
<b>CCI Well-Being Outcomes</b>				
EPSDT Medical Visits	92%	38%	4	1.52
EPSDT Dental Visits	85%	38%	4	1.52
Academic Supports	74%	79%	3	2.37
Provider ECEM Visits	76%	0%	7	0.00
Provider General Contacts	76%	0%	7	0.00
Placements with Siblings	38%	0%	Not Scored	Not Scored
Placements within Legal County	14%	Not Eligible	Not Scored	Not Scored
<b>Well-Being Sub-Total</b>			<b>25</b>	<b>5.41</b>
*Performance calculation descriptions can be found in the FY 2019 RBWO PBP Measurements and Standards Guide.				

<b>Monitoring &amp; Outcomes: Possible Points = 100</b>		<b>Points Earned = 78.39</b>	
<b>Score Before Incentives Credit</b>			<b>78.39%</b>
<b>Incentives Awarded</b>			<b>4.22 pts</b>
<b>PBP Verification</b>			<b>N/A pts</b>
<b>Total Score</b>			<b>82.61%</b>





**DHS, DFCS, Office of Provider Management**  
**Performance-Based Placement Measures**  
**RBWO Provider GA+SCORECARD - CCI**  
**Report Quarter: Q1 FY2020**



**Provider/Program Name: Bald Ridge Lodge, Inc. - (4124) - CCI**

Program Census Information:		# Children in Care During Quarter: 10	# Placements During Quarter: 10	# Children in Care On Last Day: 6
CCI Incentive Credits	Avg Performance All CCIs (Points)	Provider Performance (%)*	Possible Points (Weight)	Provider Points Earned
Early EPSDT Medical Visits		0%	2	0.00
Early EPSDT Dental Visits		0%	2	0.00
Permanency Contacts		None Planned	5	
Additional Academic Supports		11%	2	0.22
HS Grad/GED/Prof or Trade Certificate/College		N/A	10/5/5/1	
EYSS Agreement		Not Eligible	5	
Community Connections		0%	4	0.00
Active Agency Accreditation		0%	4	0.00
Staff Clinical Licensure		0%	5	0.00
Behavior Management (threshold = 0)		100%	4	4.00
<b>Incentives Total</b>	<b>7.78</b>			<b>4.22</b>
Maximum total combined incentive credit allowed is 10 points.			<b>Incentives Awarded</b>	<b>4.22</b>

\*Performance calculation descriptions can be found in the FY 2019 RBWO PBP Measurements and Standards Guide.

**Child Protective Services Investigations and Dispositions**

The following investigations data, which is not used for scoring but is considered significant to a provider's performance, is from Georgia SHINES and is not considered final or complete until the end of the fiscal year.

Total Reports:	0
Number Screened In:	0
Number Screened Out:	0
Number Substantiated:	0
Number Unsubstantiated:	0
Number Active CPS Investigations:	0



**DHS, DFCS, Office of Provider Management**  
**Performance-Based Placement Measures**  
**RBWO Provider GA+SCORECARD - CCI**  
**Report Quarter: Q1 FY2020**



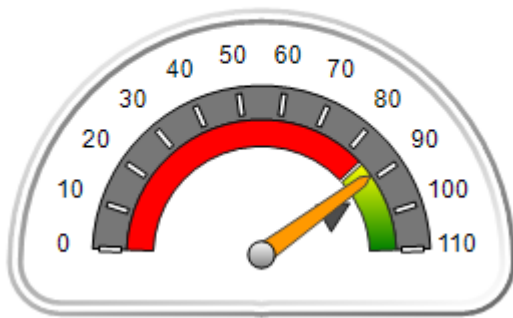
**Provider/Program Name: Boyz to Men Residential - (5317) - CCI**

721 23rd St., Columbus, GA 31904-8830	Quarterly Scores (Grades)		Current Quarter Score (Grade)
Phone: 706-221-2073	Q1: 88.82 (B+)	Q2: N/A	<b>88.82%</b> <b>(B+)</b>
Vendor ID# 135074	Q3: N/A	Q4: N/A	
Program Census Information:	# Children in Care During Quarter: 10	# Placements During Quarter: 11	# Children in Care On Last Day: 4

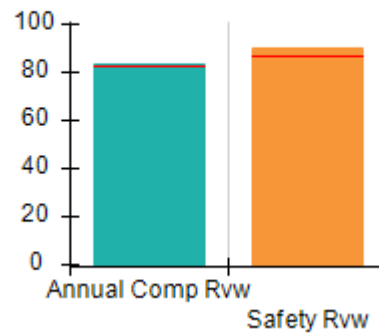
**Quarterly Provider Comparisons to All CCIs**

▼ — indicates average for all CCIs

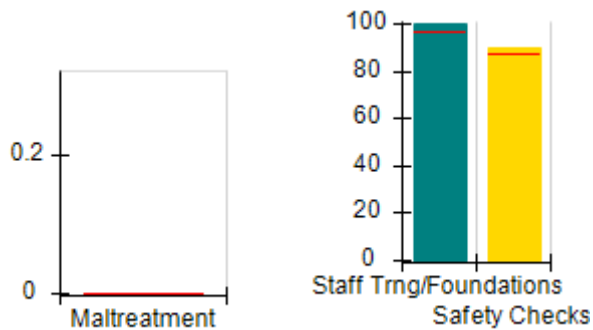
Overall Score (%)



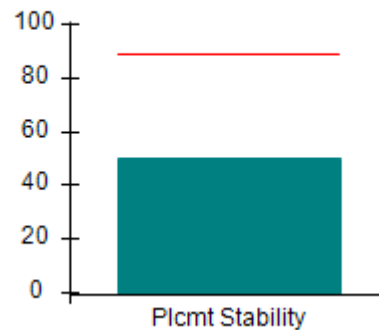
OPM Monitoring Reviews (%)



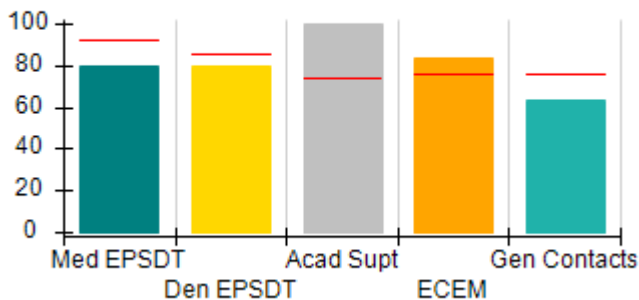
Safety Outcomes (%)



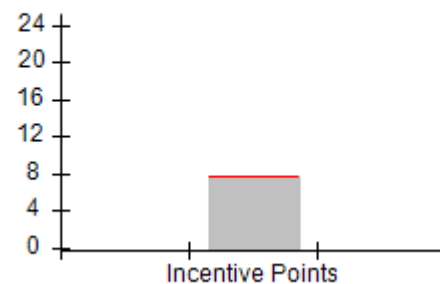
Permanency Outcomes (%)



Well-Being Outcomes (%)



Incentives Earned (Points)





DHS, DFCS, Office of Provider Management  
**Performance-Based Placement Measures**  
**RBWO Provider GA+SCORECARD - CCI**  
 Report Quarter: Q1 FY2020



<b>Provider/Program Name: Boyz to Men Residential - (5317) - CCI</b>				
721 23rd St., Columbus, GA 31904-8830		Quarterly Scores (Grades)		Current Quarter Score (Grade)
Phone: 706-221-2073		Q1: 88.82 (B+)	Q2: N/A	<b>88.82%</b> <b>(B+)</b>
Vendor ID# 135074		Q3: N/A	Q4: N/A	
Program Census Information:		# Children in Care During Quarter: 10	# Placements During Quarter: 11	# Children in Care On Last Day: 4
	Avg Performance All CCIs (%)	Provider Performance (%)*	Possible Points (Weight)	Provider Points Earned
<b>OPM Monitoring Reviews</b>				
Annual Comprehensive Reviews	83%	84%	25	20.95
Safety Reviews	86%	90%	15	13.50
<b>Monitoring Sub-Total</b>			<b>40</b>	<b>34.45</b>
<b>CCI Safety Outcomes</b>				
Incidence of Maltreatment	0.00%	No Substantiated Reports	10	10.00
Staff Training/Foundations	96%	100%	5	5.00
Staff Safety Checks	87%	90%	5	4.50
<b>Safety Sub-Total</b>			<b>20</b>	<b>19.50</b>
<b>CCI Permanency Outcomes</b>				
Placement Stability	89%	50%	15	7.50
<b>Permanency Sub-Total</b>			<b>15</b>	<b>7.50</b>
<b>CCI Well-Being Outcomes</b>				
EPSDT Medical Visits	92%	80%	4	3.20
EPSDT Dental Visits	85%	80%	4	3.20
Academic Supports	74%	100%	3	3.00
Provider ECEM Visits	76%	83%	7	5.81
Provider General Contacts	76%	63%	7	4.41
Placements with Siblings	38%	0%	Not Scored	Not Scored
Placements within Legal County	14%	0%	Not Scored	Not Scored
<b>Well-Being Sub-Total</b>			<b>25</b>	<b>19.62</b>
*Performance calculation descriptions can be found in the FY 2019 RBWO PBP Measurements and Standards Guide.				

<b>Monitoring &amp; Outcomes: Possible Points = 100</b>		<b>Points Earned = 81.07</b>	
<b>Score Before Incentives Credit</b>			<b>81.07%</b>
<b>Incentives Awarded</b>			<b>7.75 pts</b>
<b>PBP Verification</b>			<b>N/A pts</b>
<b>Total Score</b>			<b>88.82%</b>



**DHS, DFCS, Office of Provider Management**  
**Performance-Based Placement Measures**  
**RBWO Provider GA+SCORECARD - CCI**  
**Report Quarter: Q1 FY2020**



**Provider/Program Name: Boyz to Men Residential - (5317) - CCI**

Program Census Information:		# Children in Care During Quarter: 10	# Placements During Quarter: 11	# Children in Care On Last Day: 4
CCI Incentive Credits	Avg Performance All CCIs (Points)	Provider Performance (%)*	Possible Points (Weight)	Provider Points Earned
Early EPSDT Medical Visits		50%	2	1.00
Early EPSDT Dental Visits		75%	2	1.50
Permanency Contacts		25%	5	1.25
Additional Academic Supports		0%	2	0.00
HS Grad/GED/Prof or Trade Certificate/College		N/A	10/5/5/1	
EYSS Agreement		Not Eligible	5	
Community Connections		0%	4	0.00
Active Agency Accreditation		0%	4	0.00
Staff Clinical Licensure		0%	5	0.00
Behavior Management (threshold = 0)		100%	4	4.00
<b>Incentives Total</b>	<b>7.78</b>			<b>7.75</b>
Maximum total combined incentive credit allowed is 10 points.			<b>Incentives Awarded</b>	<b>7.75</b>

\*Performance calculation descriptions can be found in the FY 2019 RBWO PBP Measurements and Standards Guide.

**Child Protective Services Investigations and Dispositions**

The following investigations data, which is not used for scoring but is considered significant to a provider's performance, is from Georgia SHINES and is not considered final or complete until the end of the fiscal year.

Total Reports:	1
Number Screened In:	1
Number Screened Out:	0
Number Substantiated:	0
Number Unsubstantiated:	0
Number Active CPS Investigations:	1



**DHS, DFCS, Office of Provider Management**  
**Performance-Based Placement Measures**  
**RBWO Provider GA+SCORECARD - CCI**  
**Report Quarter: Q1 FY2020**



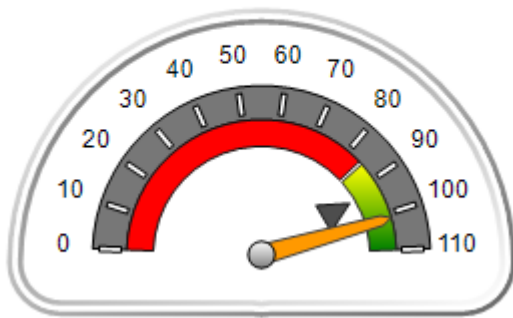
**Provider/Program Name: Broken Shackle Ranch - (576) - CCI**

1542 Francis Bridge Rd., Davisboro, GA 31018	Quarterly Scores (Grades)		Current Quarter Score (Grade)
Phone: 478-331-6555	Q1: 101.38 (A+)	Q2: N/A	<b>101.38% (A+)</b>
Vendor ID# 35252	Q3: N/A	Q4: N/A	
Program Census Information:	# Children in Care During Quarter: 1	# Placements During Quarter: 1	# Children in Care On Last Day: 1

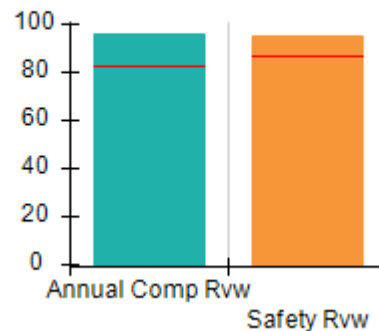
**Quarterly Provider Comparisons to All CCIs**

▼ — indicates average for all CCIs

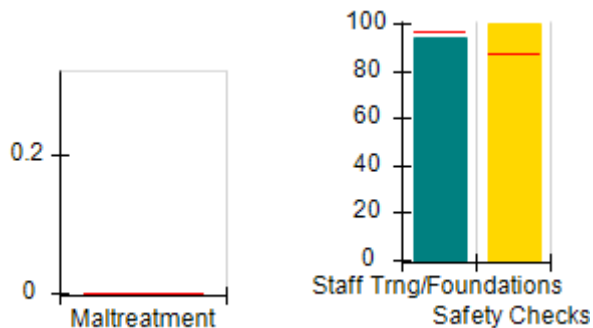
**Overall Score (%)**



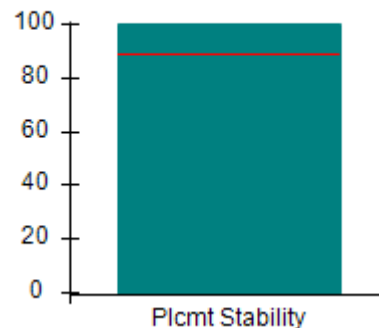
**OPM Monitoring Reviews (%)**



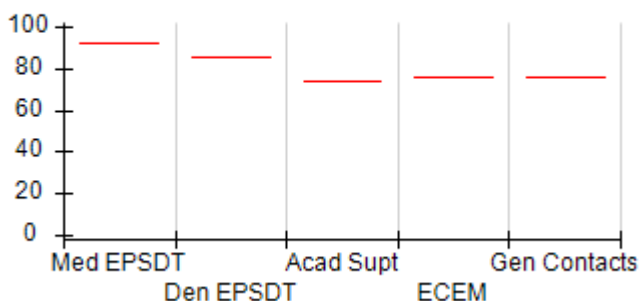
**Safety Outcomes (%)**



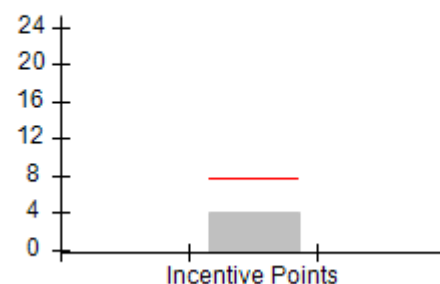
**Permanency Outcomes (%)**



**Well-Being Outcomes (%)**



**Incentives Earned (Points)**





DHS, DFCS, Office of Provider Management  
**Performance-Based Placement Measures**  
**RBWO Provider GA+SCORECARD - CCI**  
 Report Quarter: Q1 FY2020



<b>Provider/Program Name: Broken Shackle Ranch - (576) - CCI</b>				
1542 Francis Bridge Rd., Davisboro, GA 31018		Quarterly Scores (Grades)		Current Quarter Score (Grade)
Phone: 478-331-6555		Q1: 101.38 (A+)	Q2: N/A	<b>101.38%</b> <b>(A+)</b>
Vendor ID# 35252		Q3: N/A	Q4: N/A	
Program Census Information:		# Children in Care During Quarter: 1	# Placements During Quarter: 1	# Children in Care On Last Day: 1
	Avg Performance All CCIs (%)	Provider Performance (%)*	Possible Points (Weight)	Provider Points Earned
<b>OPM Monitoring Reviews</b>				
Annual Comprehensive Reviews	83%	96%	25	24.08
Safety Reviews	86%	95%	15	14.25
<b>Monitoring Sub-Total</b>			<b>40</b>	<b>38.33</b>
<b>CCI Safety Outcomes</b>				
Incidence of Maltreatment	0.00%	No Substantiated Reports	10	10.00
Staff Training/Foundations	96%	94%	5	4.70
Staff Safety Checks	87%	100%	5	5.00
<b>Safety Sub-Total</b>			<b>20</b>	<b>19.70</b>
<b>CCI Permanency Outcomes</b>				
Placement Stability	89%	100%	15	15.00
<b>Permanency Sub-Total</b>			<b>15</b>	<b>15.00</b>
<b>CCI Well-Being Outcomes</b>				
EPSDT Medical Visits	92%	Not Eligible		
EPSDT Dental Visits	85%	Not Eligible		
Academic Supports	74%	Not Eligible		
Provider ECEM Visits	76%	Not Eligible		
Provider General Contacts	76%	Not Eligible		
Placements with Siblings	38%	Not Eligible	Not Scored	Not Scored
Placements within Legal County	14%	0%	Not Scored	Not Scored
<b>Well-Being Sub-Total</b>			<b>N/A</b>	
*Performance calculation descriptions can be found in the FY 2019 RBWO PBP Measurements and Standards Guide.				

<b>Monitoring &amp; Outcomes: Possible Points = 75</b>		<b>Points Earned = 73.03</b>	
<b>Score Before Incentives Credit</b>			<b>97.38%</b>
<b>Incentives Awarded</b>			<b>4.00 pts</b>
<b>PBP Verification</b>			<b>N/A pts</b>
<b>Total Score</b>			<b>101.38%</b>



DHS, DFCS, Office of Provider Management  
**Performance-Based Placement Measures**  
**RBWO Provider GA+SCORECARD - CCI**  
**Report Quarter: Q1 FY2020**



**Provider/Program Name: Broken Shackle Ranch - (576) - CCI**

Program Census Information:		# Children in Care During Quarter: 1	# Placements During Quarter: 1	# Children in Care On Last Day: 1
CCI Incentive Credits	Avg Performance All CCIs (Points)	Provider Performance (%)*	Possible Points (Weight)	Provider Points Earned
Early EPSDT Medical Visits		Not Eligible	2	
Early EPSDT Dental Visits		Not Eligible	2	
Permanency Contacts		None Planned	5	
Additional Academic Supports		Not Eligible	2	
HS Grad/GED/Prof or Trade Certificate/College		N/A	10/5/5/1	
EYSS Agreement		Not Eligible	5	
Community Connections		Not Eligible	4	
Active Agency Accreditation		0%	4	0.00
Staff Clinical Licensure		0%	5	0.00
Behavior Management (threshold = 0)		100%	4	4.00
<b>Incentives Total</b>	<b>7.78</b>			<b>4.00</b>
Maximum total combined incentive credit allowed is 10 points.			<b>Incentives Awarded</b>	<b>4.00</b>

\*Performance calculation descriptions can be found in the FY 2019 RBWO PBP Measurements and Standards Guide.

**Child Protective Services Investigations and Dispositions**

The following investigations data, which is not used for scoring but is considered significant to a provider's performance, is from Georgia SHINES and is not considered final or complete until the end of the fiscal year.

Total Reports:	0
Number Screened In:	0
Number Screened Out:	0
Number Substantiated:	0
Number Unsubstantiated:	0
Number Active CPS Investigations:	0



**DHS, DFCS, Office of Provider Management**  
**Performance-Based Placement Measures**  
**RBWO Provider GA+SCORECARD - CCI**  
**Report Quarter: Q1 FY2020**



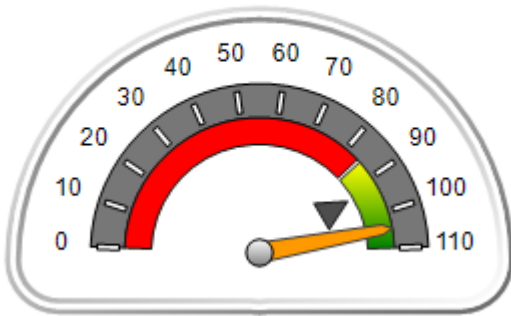
**Provider/Program Name: Caring and Sharing Home for Boys - (5191) - CCI**

1769 Brook Run Drive, Register, GA 30452	Quarterly Scores (Grades)		Current Quarter Score (Grade)
Phone: 912-852-7545	Q1: 104.67 (A+)	Q2: N/A	<b>104.67% (A+)</b>
Vendor ID# 125316	Q3: N/A	Q4: N/A	
Program Census Information:	# Children in Care During Quarter: 10	# Placements During Quarter: 10	# Children in Care On Last Day: 6

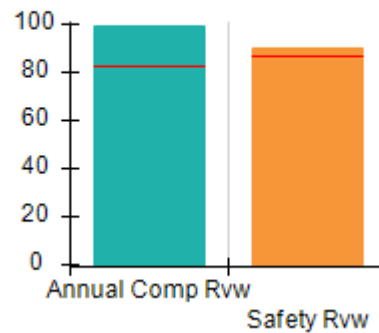
**Quarterly Provider Comparisons to All CCIs**

▼ — indicates average for all CCIs

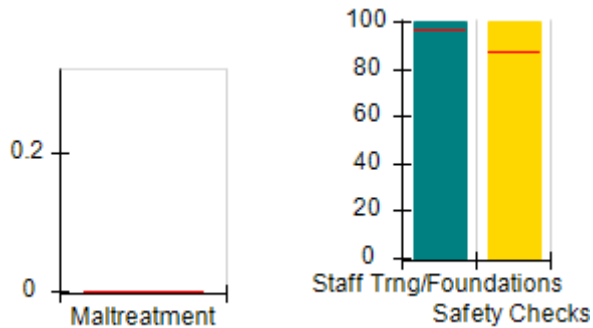
**Overall Score (%)**



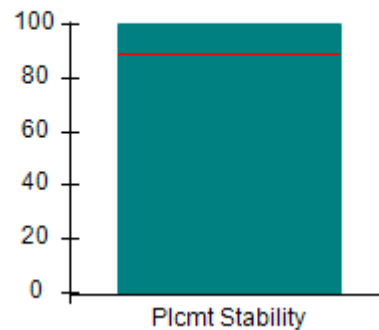
**OPM Monitoring Reviews (%)**



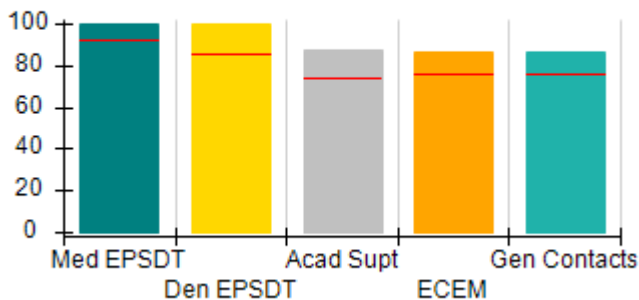
**Safety Outcomes (%)**



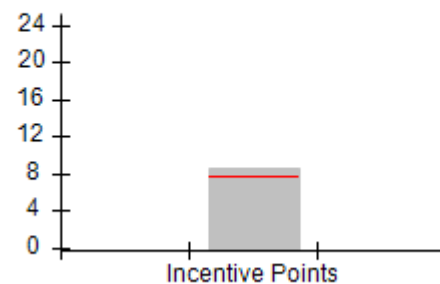
**Permanency Outcomes (%)**



**Well-Being Outcomes (%)**



**Incentives Earned (Points)**







DHS, DFCS, Office of Provider Management  
**Performance-Based Placement Measures**  
**RBWO Provider GA+SCORECARD - CCI**  
 Report Quarter: Q1 FY2020



<b>Provider/Program Name: Caring and Sharing Home for Boys - (5191) - CCI</b>				
1769 Brook Run Drive, Register, GA 30452		Quarterly Scores (Grades)		Current Quarter Score (Grade)
Phone: 912-852-7545		Q1: 104.67 (A+)	Q2: N/A	<b>104.67%</b> <b>(A+)</b>
Vendor ID# 125316		Q3: N/A	Q4: N/A	
Program Census Information:		# Children in Care During Quarter: 10	# Placements During Quarter: 10	# Children in Care On Last Day: 6
	Avg Performance All CCIs (%)	Provider Performance (%)*	Possible Points (Weight)	Provider Points Earned
<b>OPM Monitoring Reviews</b>				
Annual Comprehensive Reviews	83%	99%	25	24.86
Safety Reviews	86%	90%	15	13.50
<b>Monitoring Sub-Total</b>			<b>40</b>	<b>38.36</b>
<b>CCI Safety Outcomes</b>				
Incidence of Maltreatment	0.00%	No Substantiated Reports	10	10.00
Staff Training/Foundations	96%	100%	5	5.00
Staff Safety Checks	87%	100%	5	5.00
<b>Safety Sub-Total</b>			<b>20</b>	<b>20.00</b>
<b>CCI Permanency Outcomes</b>				
Placement Stability	89%	100%	15	15.00
<b>Permanency Sub-Total</b>			<b>15</b>	<b>15.00</b>
<b>CCI Well-Being Outcomes</b>				
EPSDT Medical Visits	92%	100%	4	4.00
EPSDT Dental Visits	85%	100%	4	4.00
Academic Supports	74%	87%	3	2.61
Provider ECEM Visits	76%	86%	7	6.02
Provider General Contacts	76%	86%	7	6.02
Placements with Siblings	38%	0%	Not Scored	Not Scored
Placements within Legal County	14%	0%	Not Scored	Not Scored
<b>Well-Being Sub-Total</b>			<b>25</b>	<b>22.65</b>
*Performance calculation descriptions can be found in the FY 2019 RBWO PBP Measurements and Standards Guide.				

<b>Monitoring &amp; Outcomes: Possible Points = 100</b>		<b>Points Earned = 96.01</b>	
<b>Score Before Incentives Credit</b>			<b>96.01%</b>
<b>Incentives Awarded</b>			<b>8.66 pts</b>
<b>PBP Verification</b>			<b>N/A pts</b>
<b>Total Score</b>			<b>104.67%</b>



DHS, DFCS, Office of Provider Management  
**Performance-Based Placement Measures**  
**RBWO Provider GA+SCORECARD - CCI**  
**Report Quarter: Q1 FY2020**



**Provider/Program Name: Caring and Sharing Home for Boys - (5191) - CCI**

Program Census Information:		# Children in Care During Quarter: 10	# Placements During Quarter: 10	# Children in Care On Last Day: 6
CCI Incentive Credits	Avg Performance All CCIs (Points)	Provider Performance (%)*	Possible Points (Weight)	Provider Points Earned
Early EPSDT Medical Visits		100%	2	2.00
Early EPSDT Dental Visits		100%	2	2.00
Permanency Contacts		None Planned	5	
Additional Academic Supports		33%	2	0.66
HS Grad/GED/Prof or Trade Certificate/College		N/A	10/5/5/1	
EYSS Agreement		Not Eligible	5	
Community Connections		0%	4	0.00
Active Agency Accreditation		0%	4	0.00
Staff Clinical Licensure		0%	5	0.00
Behavior Management (threshold = 0)		100%	4	4.00
<b>Incentives Total</b>	<b>7.78</b>			<b>8.66</b>
Maximum total combined incentive credit allowed is 10 points.			<b>Incentives Awarded</b>	<b>8.66</b>

\*Performance calculation descriptions can be found in the FY 2019 RBWO PBP Measurements and Standards Guide.

**Child Protective Services Investigations and Dispositions**

The following investigations data, which is not used for scoring but is considered significant to a provider's performance, is from Georgia SHINES and is not considered final or complete until the end of the fiscal year.

Total Reports:	0
Number Screened In:	0
Number Screened Out:	0
Number Substantiated:	0
Number Unsubstantiated:	0
Number Active CPS Investigations:	0



DHS, DFCS, Office of Provider Management

## Performance-Based Placement Measures

### RBWO Provider GA+SCORECARD - CCI



Report Quarter: Q1 FY2020

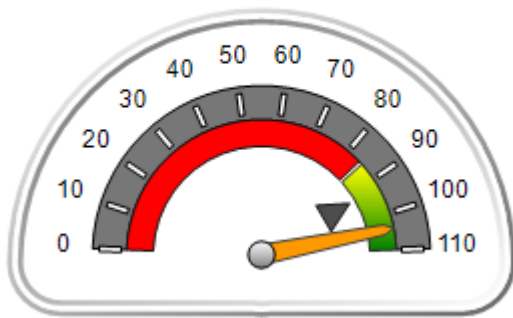
**Provider/Program Name: Carl Malone Foundation, Inc. - Mercy's Door I (993) - CCI**

2281 Dawnville Beaverdale Rd., Dalton, GA 30721	Quarterly Scores (Grades)		Current Quarter Score (Grade)
Phone: 706-270-5821	Q1: 104.12 (A+)	Q2: N/A	<b>104.12% (A+)</b>
Vendor ID# 35802	Q3: N/A	Q4: N/A	
Program Census Information:	# Children in Care During Quarter: 12	# Placements During Quarter: 12	# Children in Care On Last Day: 7

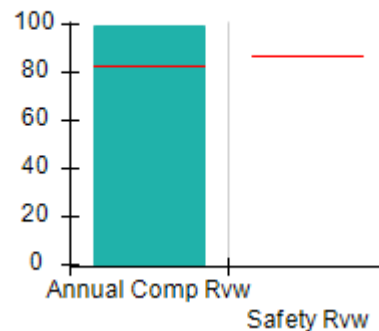
### Quarterly Provider Comparisons to All CCIs

▼ — indicates average for all CCIs

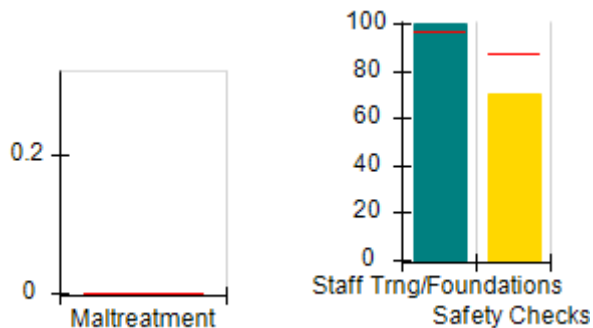
Overall Score (%)



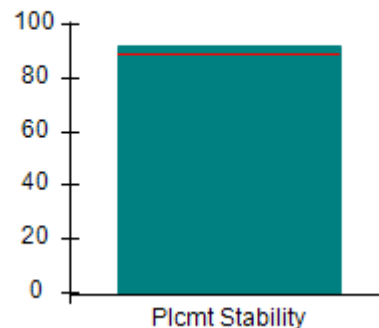
OPM Monitoring Reviews (%)



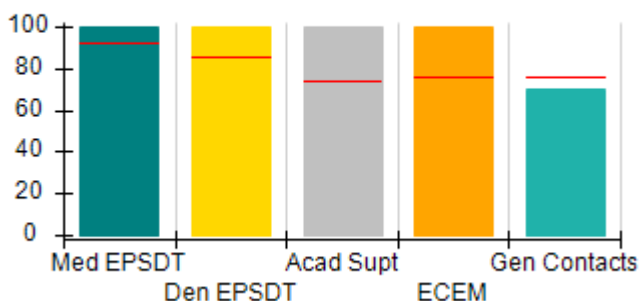
Safety Outcomes (%)



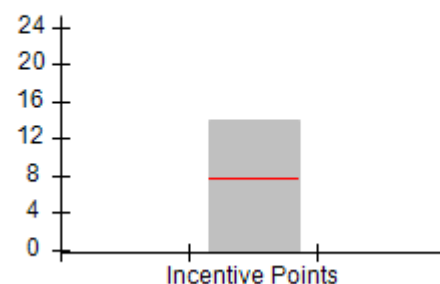
Permanency Outcomes (%)



Well-Being Outcomes (%)



Incentives Earned (Points)





**DHS, DFCS, Office of Provider Management**  
**Performance-Based Placement Measures**  
**RBWO Provider GA+SCORECARD - CCI**



**Report Quarter: Q1 FY2020**

<b>Provider/Program Name: Carl Malone Foundation, Inc. - Mercy's Door I (993) - CCI</b>				
<b>2281 Dawnvile Beaverdale Rd., Dalton, GA 30721</b>		<b>Quarterly Scores (Grades)</b>		<b>Current Quarter Score (Grade)</b>
<b>Phone: 706-270-5821</b>		<b>Q1: 104.12 (A+)</b>	<b>Q2: N/A</b>	<b>104.12% (A+)</b>
<b>Vendor ID# 35802</b>		<b>Q3: N/A</b>	<b>Q4: N/A</b>	
Program Census Information:		# Children in Care During Quarter: 12	# Placements During Quarter: 12	# Children in Care On Last Day: 7
	<b>Avg Performance All CCIs (%)</b>	<b>Provider Performance (%)*</b>	<b>Possible Points (Weight)</b>	<b>Provider Points Earned</b>
<b>OPM Monitoring Reviews</b>				
Annual Comprehensive Reviews	83%	99%	25	24.80
Safety Reviews	86%	Not Yet Conducted		
<b>Monitoring Sub-Total</b>			<b>25</b>	<b>24.80</b>
<b>CCI Safety Outcomes</b>				
Incidence of Maltreatment	0.00%	No Substantiated Reports	10	10.00
Staff Training/Foundations	96%	100%	5	5.00
Staff Safety Checks	87%	70%	5	3.50
<b>Safety Sub-Total</b>			<b>20</b>	<b>18.50</b>
<b>CCI Permanency Outcomes</b>				
Placement Stability	89%	92%	15	13.80
<b>Permanency Sub-Total</b>			<b>15</b>	<b>13.80</b>
<b>CCI Well-Being Outcomes</b>				
EPSDT Medical Visits	92%	100%	4	4.00
EPSDT Dental Visits	85%	100%	4	4.00
Academic Supports	74%	100%	3	3.00
Provider ECEM Visits	76%	100%	7	7.00
Provider General Contacts	76%	70%	7	4.90
Placements with Siblings	38%	67%	Not Scored	Not Scored
Placements within Legal County	14%	50%	Not Scored	Not Scored
<b>Well-Being Sub-Total</b>			<b>25</b>	<b>22.90</b>
*Performance calculation descriptions can be found in the FY 2019 RBWO PBP Measurements and Standards Guide.				

<b>Monitoring &amp; Outcomes: Possible Points = 85</b>		<b>Points Earned = 80.00</b>	
<b>Score Before Incentives Credit</b>			<b>94.12%</b>
<b>Incentives Awarded</b>			<b>10.00 pts</b>
<b>PBP Verification</b>			<b>N/A pts</b>
<b>Total Score</b>			<b>104.12%</b>



DHS, DFCS, Office of Provider Management  
**Performance-Based Placement Measures**  
**RBWO Provider GA+SCORECARD - CCI**  
Report Quarter: Q1 FY2020



**Provider/Program Name: Carl Malone Foundation, Inc. - Mercy's Door I (993) - CCI**

Program Census Information:		# Children in Care During Quarter: 12	# Placements During Quarter: 12	# Children in Care On Last Day: 7
CCI Incentive Credits	Avg Performance All CCIs (Points)	Provider Performance (%)*	Possible Points (Weight)	Provider Points Earned
Early EPSDT Medical Visits		100%	2	2.00
Early EPSDT Dental Visits		100%	2	2.00
Permanency Contacts		None Planned	5	
Additional Academic Supports		100%	2	2.00
HS Grad/GED/Prof or Trade Certificate/College		N/A	10/5/5/1	
EYSS Agreement		Not Eligible	5	
Community Connections		100%	4	4.00
Active Agency Accreditation		0%	4	0.00
Staff Clinical Licensure		0%	5	0.00
Behavior Management (threshold = 0)		100%	4	4.00
<b>Incentives Total</b>	<b>7.78</b>			<b>14.00</b>
Maximum total combined incentive credit allowed is 10 points.			<b>Incentives Awarded</b>	<b>10.00</b>

\*Performance calculation descriptions can be found in the FY 2019 RBWO PBP Measurements and Standards Guide.

**Child Protective Services Investigations and Dispositions**

The following investigations data, which is not used for scoring but is considered significant to a provider's performance, is from Georgia SHINES and is not considered final or complete until the end of the fiscal year.

Total Reports:	0
Number Screened In:	0
Number Screened Out:	0
Number Substantiated:	0
Number Unsubstantiated:	0
Number Active CPS Investigations:	0

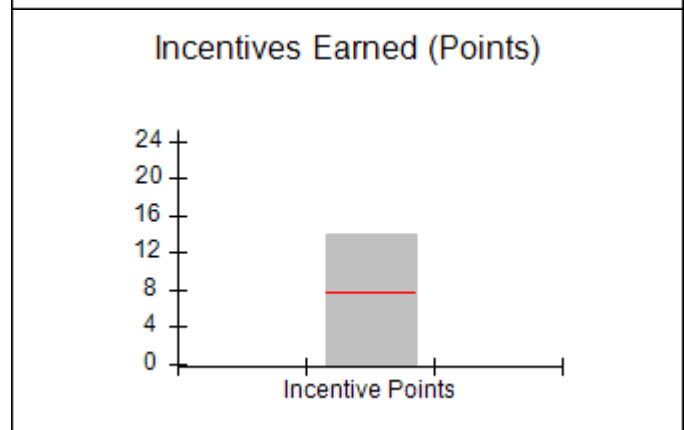
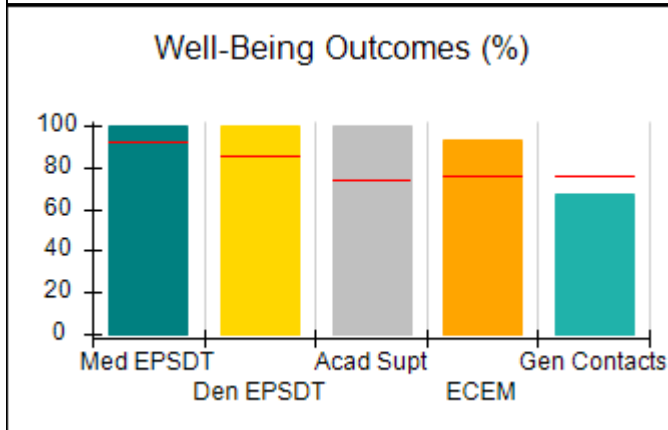
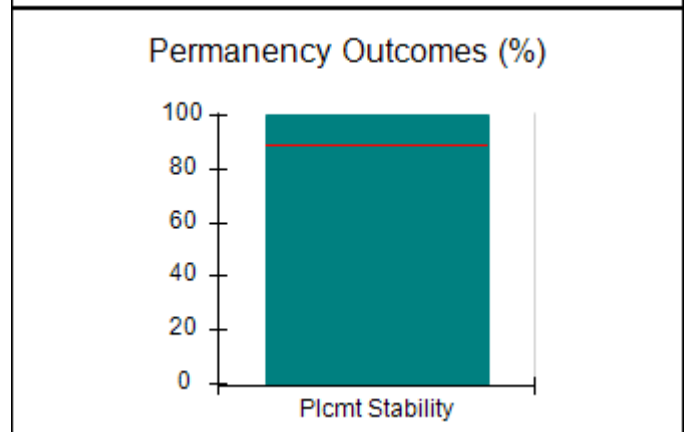
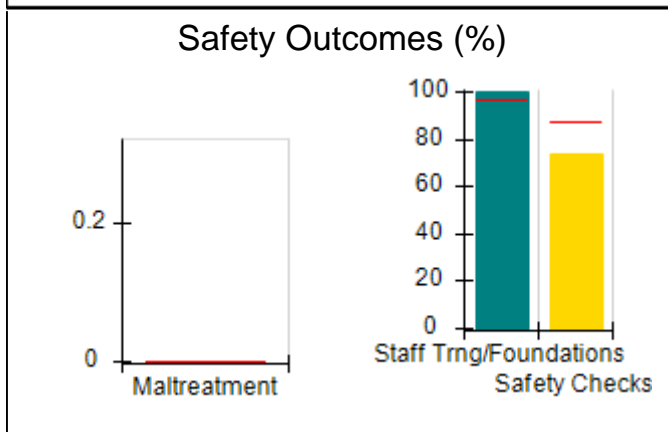
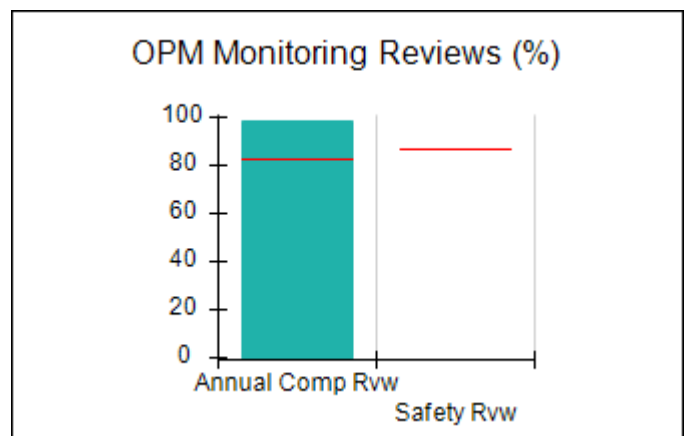
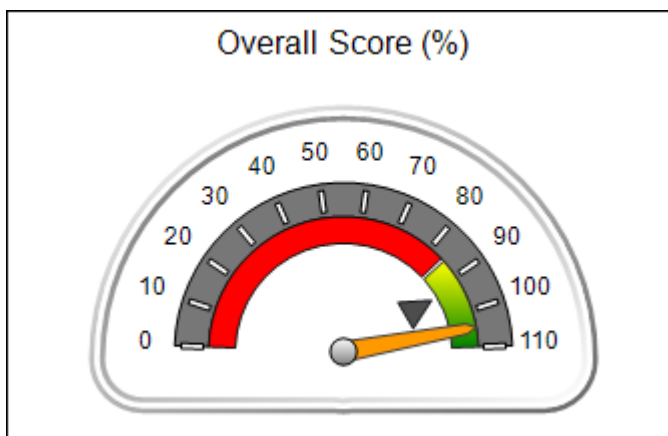


**DHS, DFCS, Office of Provider Management**  
**Performance-Based Placement Measures**  
**RBWO Provider GA+SCORECARD - CCI**  
**Report Quarter: Q1 FY2020**



<b>Provider/Program Name: Carl Malone Foundation, Inc. - Mercy's Door II (994) - CCI</b>			
<b>2295 Dawnville Beaverdale Rd., Dalton, GA 30721</b>	<b>Quarterly Scores (Grades)</b>		<b>Current Quarter Score (Grade)</b>
<b>Phone: 706-277-0732</b>	<b>Q1: 104.74 (A+)</b>	<b>Q2: N/A</b>	<b>104.74% (A+)</b>
<b>Vendor ID# 35801</b>	<b>Q3: N/A</b>	<b>Q4: N/A</b>	
<b>Program Census Information:</b>	<b># Children in Care During Quarter: 7</b>	<b># Placements During Quarter: 7</b>	<b># Children in Care On Last Day: 5</b>
<b>Quarterly Provider Comparisons to All CCIs</b>			

▼ — indicates average for all CCIs





DHS, DFCS, Office of Provider Management  
**Performance-Based Placement Measures**  
**RBWO Provider GA+SCORECARD - CCI**  
**Report Quarter: Q1 FY2020**



<b>Provider/Program Name: Carl Malone Foundation, Inc. - Mercy's Door II (994) - CCI</b>				
2295 Dawnvile Beaverdale Rd., Dalton, GA 30721		Quarterly Scores (Grades)		Current Quarter Score (Grade)
Phone: 706-277-0732		Q1: 104.74 (A+)	Q2: N/A	<b>104.74%</b> <b>(A+)</b>
Vendor ID# 35801		Q3: N/A	Q4: N/A	
Program Census Information:		# Children in Care During Quarter: 7	# Placements During Quarter: 7	# Children in Care On Last Day: 5
	Avg Performance All CCIs (%)	Provider Performance (%)*	Possible Points (Weight)	Provider Points Earned
<b>OPM Monitoring Reviews</b>				
Annual Comprehensive Reviews	83%	99%	25	24.63
Safety Reviews	86%	Not Yet Conducted		
<b>Monitoring Sub-Total</b>			<b>25</b>	<b>24.63</b>
<b>CCI Safety Outcomes</b>				
Incidence of Maltreatment	0.00%	No Substantiated Reports	10	10.00
Staff Training/Foundations	96%	100%	5	5.00
Staff Safety Checks	87%	74%	5	3.70
<b>Safety Sub-Total</b>			<b>20</b>	<b>18.70</b>
<b>CCI Permanency Outcomes</b>				
Placement Stability	89%	100%	15	15.00
<b>Permanency Sub-Total</b>			<b>15</b>	<b>15.00</b>
<b>CCI Well-Being Outcomes</b>				
EPSDT Medical Visits	92%	100%	4	4.00
EPSDT Dental Visits	85%	100%	4	4.00
Academic Supports	74%	100%	3	3.00
Provider ECEM Visits	76%	93%	7	6.51
Provider General Contacts	76%	67%	7	4.69
Placements with Siblings	38%	77%	Not Scored	Not Scored
Placements within Legal County	14%	50%	Not Scored	Not Scored
<b>Well-Being Sub-Total</b>			<b>25</b>	<b>22.20</b>
*Performance calculation descriptions can be found in the FY 2019 RBWO PBP Measurements and Standards Guide.				

<b>Monitoring &amp; Outcomes: Possible Points = 85</b>		<b>Points Earned = 80.53</b>	
<b>Score Before Incentives Credit</b>			<b>94.74%</b>
<b>Incentives Awarded</b>			<b>10.00 pts</b>
<b>PBP Verification</b>			<b>N/A pts</b>
<b>Total Score</b>			<b>104.74%</b>



DHS, DFCS, Office of Provider Management  
**Performance-Based Placement Measures**  
**RBWO Provider GA+SCORECARD - CCI**  
Report Quarter: Q1 FY2020



**Provider/Program Name: Carl Malone Foundation, Inc. - Mercy's Door II (994) - CCI**

Program Census Information:		# Children in Care During Quarter: 7	# Placements During Quarter: 7	# Children in Care On Last Day: 5
CCI Incentive Credits	Avg Performance All CCIs (Points)	Provider Performance (%)*	Possible Points (Weight)	Provider Points Earned
Early EPSDT Medical Visits		100%	2	2.00
Early EPSDT Dental Visits		100%	2	2.00
Permanency Contacts		None Planned	5	
Additional Academic Supports		100%	2	2.00
HS Grad/GED/Prof or Trade Certificate/College		N/A	10/5/5/1	
EYSS Agreement		Not Eligible	5	
Community Connections		100%	4	4.00
Active Agency Accreditation		0%	4	0.00
Staff Clinical Licensure		0%	5	0.00
Behavior Management (threshold = 0)		100%	4	4.00
<b>Incentives Total</b>	<b>7.78</b>			<b>14.00</b>
Maximum total combined incentive credit allowed is 10 points.			<b>Incentives Awarded</b>	<b>10.00</b>

\*Performance calculation descriptions can be found in the FY 2019 RBWO PBP Measurements and Standards Guide.

**Child Protective Services Investigations and Dispositions**

The following investigations data, which is not used for scoring but is considered significant to a provider's performance, is from Georgia SHINES and is not considered final or complete until the end of the fiscal year.

Total Reports:	0
Number Screened In:	0
Number Screened Out:	0
Number Substantiated:	0
Number Unsubstantiated:	0
Number Active CPS Investigations:	0





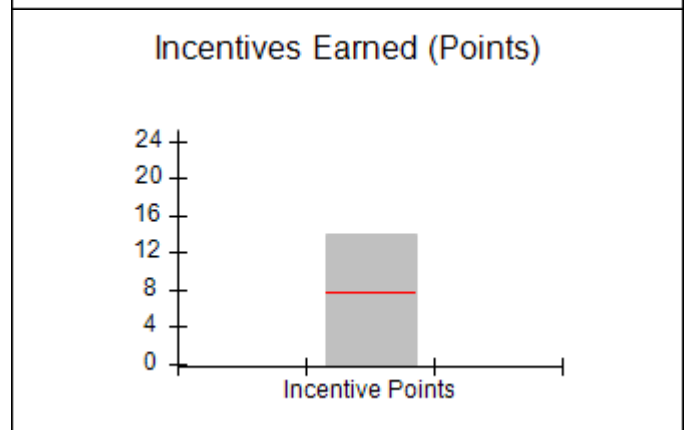
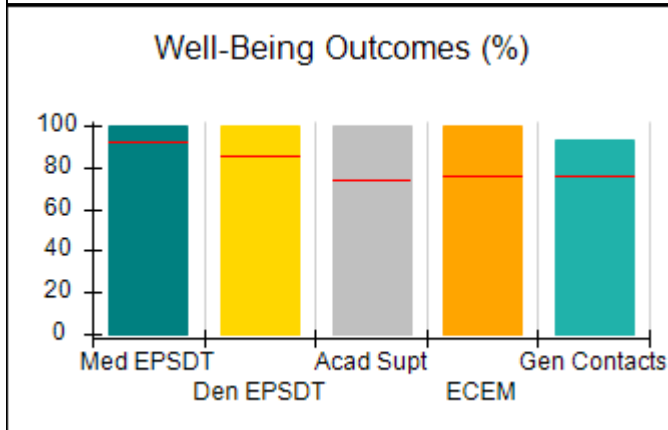
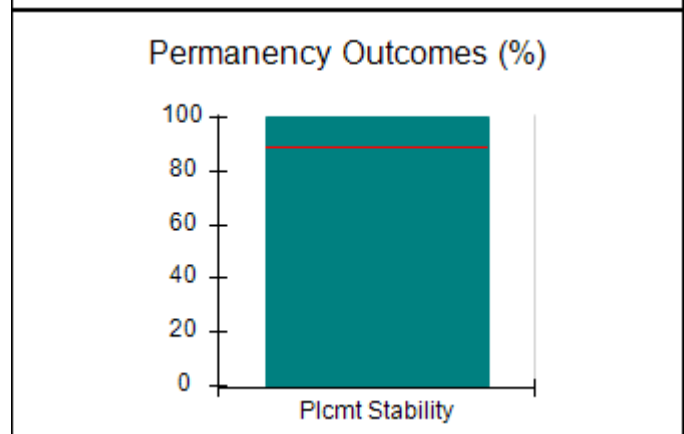
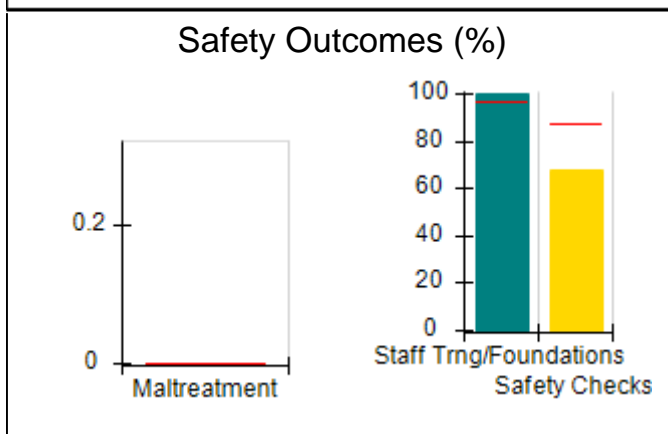
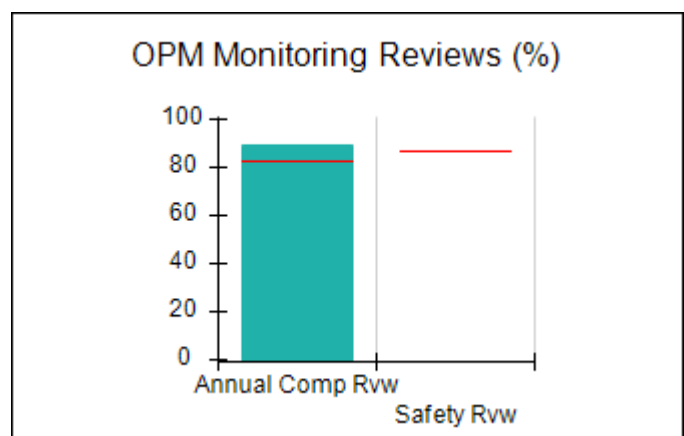
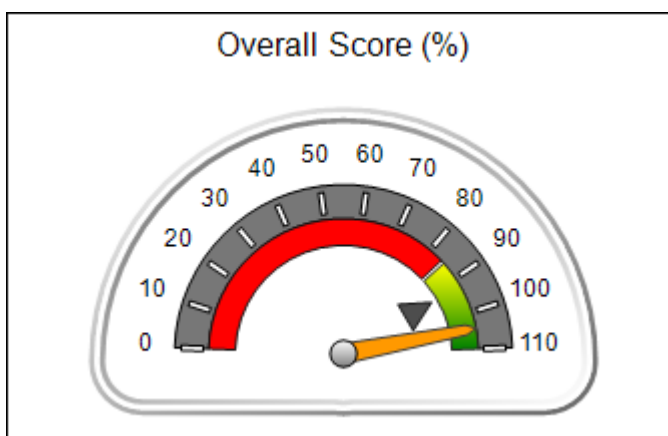
**DHS, DFCS, Office of Provider Management**  
**Performance-Based Placement Measures**  
**RBWO Provider GA+SCORECARD - CCI**



**Report Quarter: Q1 FY2020**

<b>Provider/Program Name: Carl Malone Foundation, Inc. - Mercy's Door III (1041) - CCI</b>			
<b>345 Rockman Way, Dalton, GA 30721</b>	<b>Quarterly Scores (Grades)</b>		<b>Current Quarter Score (Grade)</b>
<b>Phone: 706-217-6185</b>	<b>Q1: 104.45 (A+)</b>	<b>Q2: N/A</b>	<b>104.45% (A+)</b>
<b>Vendor ID# 75482</b>	<b>Q3: N/A</b>	<b>Q4: N/A</b>	
<b>Program Census Information:</b>	<b># Children in Care During Quarter: 14</b>	<b># Placements During Quarter: 14</b>	<b># Children in Care On Last Day: 8</b>
<b>Quarterly Provider Comparisons to All CCIs</b>			

▼ — indicates average for all CCIs





DHS, DFCS, Office of Provider Management  
**Performance-Based Placement Measures**  
**RBWO Provider GA+SCORECARD - CCI**  
**Report Quarter: Q1 FY2020**



<b>Provider/Program Name: Carl Malone Foundation, Inc. - Mercy's Door III (1041) - CCI</b>				
345 Rockman Way, Dalton, GA 30721		Quarterly Scores (Grades)		Current Quarter Score (Grade)
Phone: 706-217-6185		Q1: 104.45 (A+)	Q2: N/A	<b>104.45%</b> <b>(A+)</b>
Vendor ID# 75482		Q3: N/A	Q4: N/A	
Program Census Information:		# Children in Care During Quarter: 14	# Placements During Quarter: 14	# Children in Care On Last Day: 8
	Avg Performance All CCIs (%)	Provider Performance (%)*	Possible Points (Weight)	Provider Points Earned
<b>OPM Monitoring Reviews</b>				
Annual Comprehensive Reviews	83%	90%	25	22.38
Safety Reviews	86%	Not Yet Conducted		
<b>Monitoring Sub-Total</b>			<b>25</b>	<b>22.38</b>
<b>CCI Safety Outcomes</b>				
Incidence of Maltreatment	0.00%	No Substantiated Reports	10	10.00
Staff Training/Foundations	96%	100%	5	5.00
Staff Safety Checks	87%	68%	5	3.40
<b>Safety Sub-Total</b>			<b>20</b>	<b>18.40</b>
<b>CCI Permanency Outcomes</b>				
Placement Stability	89%	100%	15	15.00
<b>Permanency Sub-Total</b>			<b>15</b>	<b>15.00</b>
<b>CCI Well-Being Outcomes</b>				
EPSDT Medical Visits	92%	100%	4	4.00
EPSDT Dental Visits	85%	100%	4	4.00
Academic Supports	74%	100%	3	3.00
Provider ECEM Visits	76%	100%	7	7.00
Provider General Contacts	76%	93%	7	6.51
Placements with Siblings	38%	57%	Not Scored	Not Scored
Placements within Legal County	14%	29%	Not Scored	Not Scored
<b>Well-Being Sub-Total</b>			<b>25</b>	<b>24.51</b>
*Performance calculation descriptions can be found in the FY 2019 RBWO PBP Measurements and Standards Guide.				

<b>Monitoring &amp; Outcomes: Possible Points = 85</b>		<b>Points Earned = 80.29</b>	
<b>Score Before Incentives Credit</b>			<b>94.45%</b>
<b>Incentives Awarded</b>			<b>10.00 pts</b>
<b>PBP Verification</b>			<b>N/A pts</b>
<b>Total Score</b>			<b>104.45%</b>



**DHS, DFCS, Office of Provider Management**  
**Performance-Based Placement Measures**  
**RBWO Provider GA+SCORECARD - CCI**  
**Report Quarter: Q1 FY2020**



**Provider/Program Name: Carl Malone Foundation, Inc. - Mercy's Door III (1041) - CCI**

Program Census Information:		# Children in Care During Quarter: 14	# Placements During Quarter: 14	# Children in Care On Last Day: 8
CCI Incentive Credits	Avg Performance All CCIs (Points)	Provider Performance (%)*	Possible Points (Weight)	Provider Points Earned
Early EPSDT Medical Visits		100%	2	2.00
Early EPSDT Dental Visits		100%	2	2.00
Permanency Contacts		None Planned	5	
Additional Academic Supports		100%	2	2.00
HS Grad/GED/Prof or Trade Certificate/College		N/A	10/5/5/1	
EYSS Agreement		Not Eligible	5	
Community Connections		100%	4	4.00
Active Agency Accreditation		0%	4	0.00
Staff Clinical Licensure		0%	5	0.00
Behavior Management (threshold = 0)		100%	4	4.00
<b>Incentives Total</b>	<b>7.78</b>			<b>14.00</b>
Maximum total combined incentive credit allowed is 10 points.			<b>Incentives Awarded</b>	<b>10.00</b>

\*Performance calculation descriptions can be found in the FY 2019 RBWO PBP Measurements and Standards Guide.

**Child Protective Services Investigations and Dispositions**

The following investigations data, which is not used for scoring but is considered significant to a provider's performance, is from Georgia SHINES and is not considered final or complete until the end of the fiscal year.

Total Reports:	0
Number Screened In:	0
Number Screened Out:	0
Number Substantiated:	0
Number Unsubstantiated:	0
Number Active CPS Investigations:	0



DHS, DFCS, Office of Provider Management

## Performance-Based Placement Measures

### RBWO Provider GA+SCORECARD - CCI

Report Quarter: Q1 FY2020



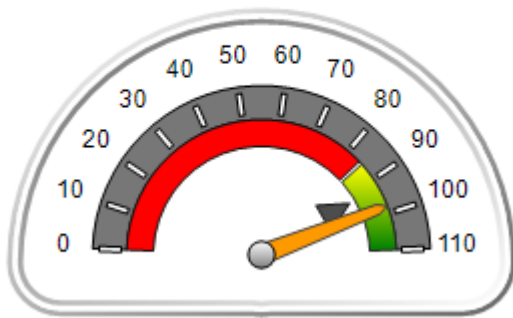
**Provider/Program Name: Carrie Steele-Pitts Home, Inc. - (577) - CCI**

667 Fairburn Rd., NW, Atlanta, GA 30331	Quarterly Scores (Grades)		Current Quarter Score (Grade)
Phone: 404-691-5187	Q1: 98.02 (A+)	Q2: N/A	98.02% (A+)
Vendor ID# 35258	Q3: N/A	Q4: N/A	
Program Census Information:	# Children in Care During Quarter: 14	# Placements During Quarter: 14	# Children in Care On Last Day: 12

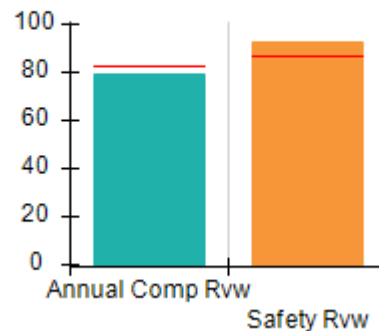
### Quarterly Provider Comparisons to All CCIs

▼ indicates average for all CCIs

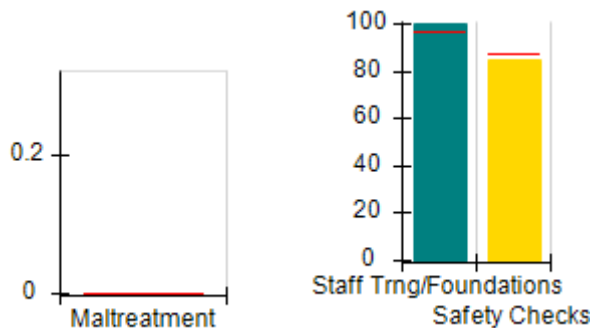
Overall Score (%)



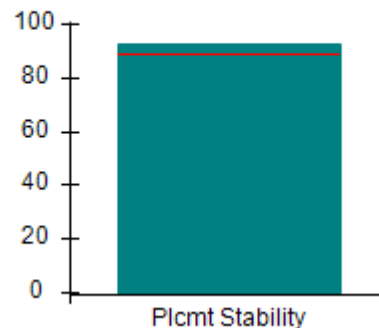
OPM Monitoring Reviews (%)



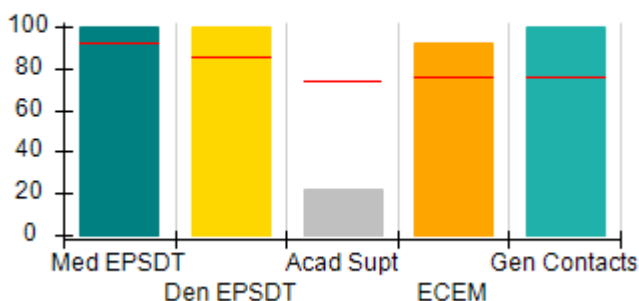
Safety Outcomes (%)



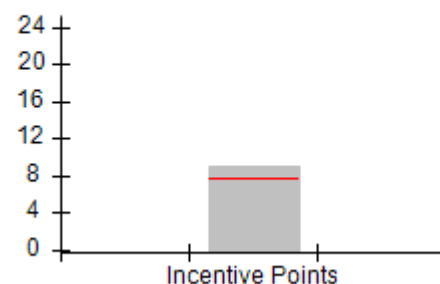
Permanency Outcomes (%)



Well-Being Outcomes (%)



Incentives Earned (Points)





DHS, DFCS, Office of Provider Management  
**Performance-Based Placement Measures**  
**RBWO Provider GA+SCORECARD - CCI**  
 Report Quarter: Q1 FY2020



<b>Provider/Program Name: Carrie Steele-Pitts Home, Inc. - (577) - CCI</b>				
667 Fairburn Rd., NW, Atlanta, GA 30331		Quarterly Scores (Grades)		Current Quarter Score (Grade)
Phone: 404-691-5187		Q1: 98.02 (A+)	Q2: N/A	<b>98.02%</b> <b>(A+)</b>
Vendor ID# 35258		Q3: N/A	Q4: N/A	
Program Census Information:		# Children in Care During Quarter: 14	# Placements During Quarter: 14	# Children in Care On Last Day: 12
	Avg Performance All CCIs (%)	Provider Performance (%)*	Possible Points (Weight)	Provider Points Earned
<b>OPM Monitoring Reviews</b>				
Annual Comprehensive Reviews	83%	79%	25	19.74
Safety Reviews	86%	93%	15	13.88
<b>Monitoring Sub-Total</b>			<b>40</b>	<b>33.62</b>
<b>CCI Safety Outcomes</b>				
Incidence of Maltreatment	0.00%	No Substantiated Reports	10	10.00
Staff Training/Foundations	96%	100%	5	5.00
Staff Safety Checks	87%	85%	5	4.25
<b>Safety Sub-Total</b>			<b>20</b>	<b>19.25</b>
<b>CCI Permanency Outcomes</b>				
Placement Stability	89%	93%	15	13.95
<b>Permanency Sub-Total</b>			<b>15</b>	<b>13.95</b>
<b>CCI Well-Being Outcomes</b>				
EPSDT Medical Visits	92%	100%	4	4.00
EPSDT Dental Visits	85%	100%	4	4.00
Academic Supports	74%	22%	3	0.66
Provider ECEM Visits	76%	92%	7	6.44
Provider General Contacts	76%	100%	7	7.00
Placements with Siblings	38%	100%	Not Scored	Not Scored
Placements within Legal County	14%	100%	Not Scored	Not Scored
<b>Well-Being Sub-Total</b>			<b>25</b>	<b>22.10</b>
*Performance calculation descriptions can be found in the FY 2019 RBWO PBP Measurements and Standards Guide.				

<b>Monitoring &amp; Outcomes: Possible Points = 100</b>		<b>Points Earned = 88.92</b>	
<b>Score Before Incentives Credit</b>			<b>88.92%</b>
<b>Incentives Awarded</b>			<b>9.10 pts</b>
<b>PBP Verification</b>			<b>N/A pts</b>
<b>Total Score</b>			<b>98.02%</b>



DHS, DFCS, Office of Provider Management  
**Performance-Based Placement Measures**  
**RBWO Provider GA+SCORECARD - CCI**  
Report Quarter: Q1 FY2020



**Provider/Program Name: Carrie Steele-Pitts Home, Inc. - (577) - CCI**

Program Census Information:		# Children in Care During Quarter: 14	# Placements During Quarter: 14	# Children in Care On Last Day: 12
CCI Incentive Credits	Avg Performance All CCIs (Points)	Provider Performance (%)*	Possible Points (Weight)	Provider Points Earned
Early EPSDT Medical Visits		100%	2	2.00
Early EPSDT Dental Visits		100%	2	2.00
Permanency Contacts		0%	5	0.00
Additional Academic Supports		5%	2	0.10
HS Grad/GED/Prof or Trade Certificate/College		N/A	10/5/5/1	
EYSS Agreement		Not Eligible	5	
Community Connections		0%	4	0.00
Active Agency Accreditation		0%	4	0.00
Staff Clinical Licensure		20%	5	1.00
Behavior Management (threshold = 0)		100%	4	4.00
<b>Incentives Total</b>	<b>7.78</b>			<b>9.10</b>
Maximum total combined incentive credit allowed is 10 points.			<b>Incentives Awarded</b>	<b>9.10</b>

\*Performance calculation descriptions can be found in the FY 2019 RBWO PBP Measurements and Standards Guide.

**Child Protective Services Investigations and Dispositions**

The following investigations data, which is not used for scoring but is considered significant to a provider's performance, is from Georgia SHINES and is not considered final or complete until the end of the fiscal year.

Total Reports:	0
Number Screened In:	0
Number Screened Out:	0
Number Substantiated:	0
Number Unsubstantiated:	0
Number Active CPS Investigations:	0



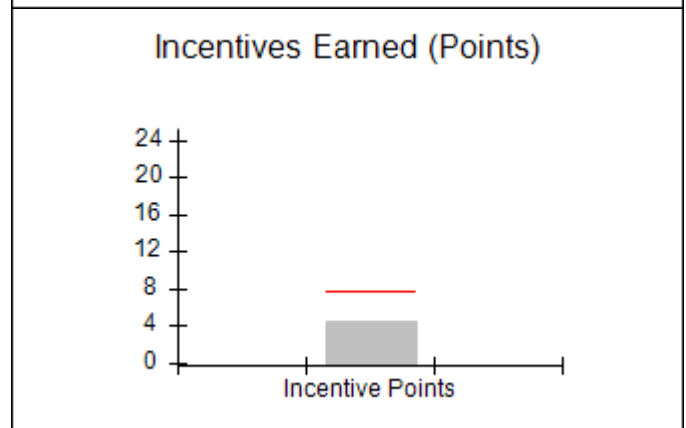
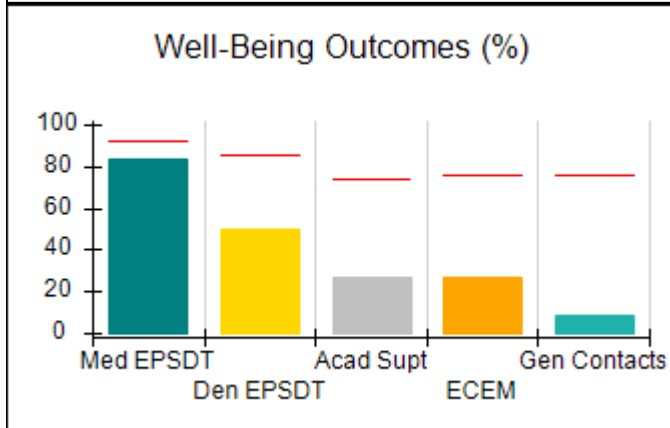
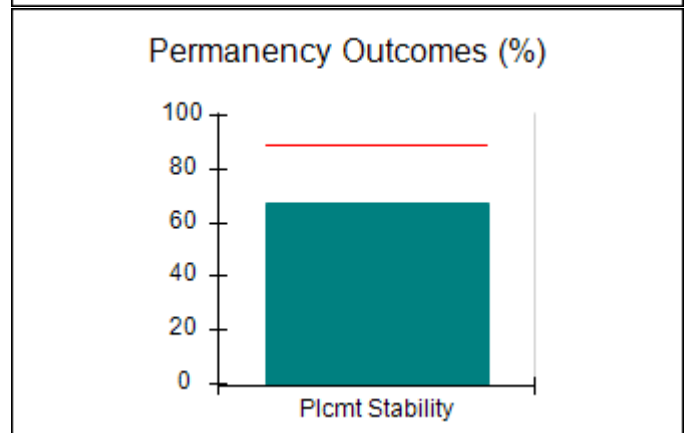
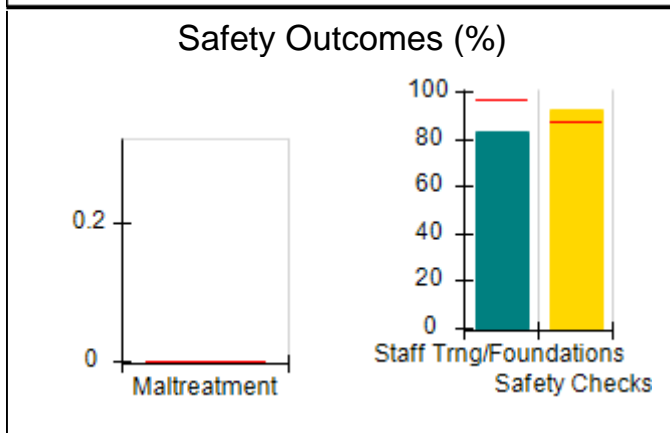
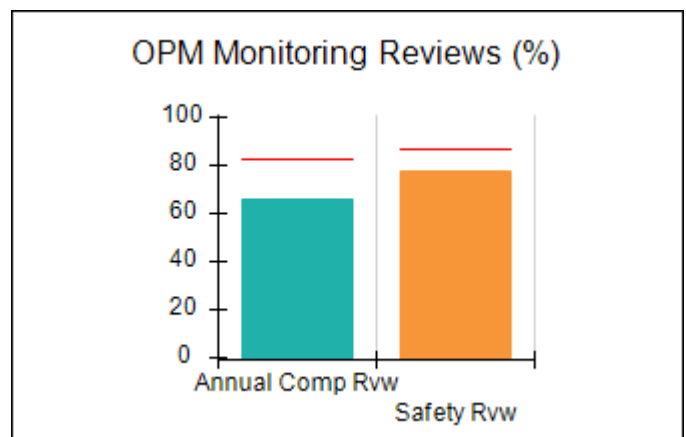
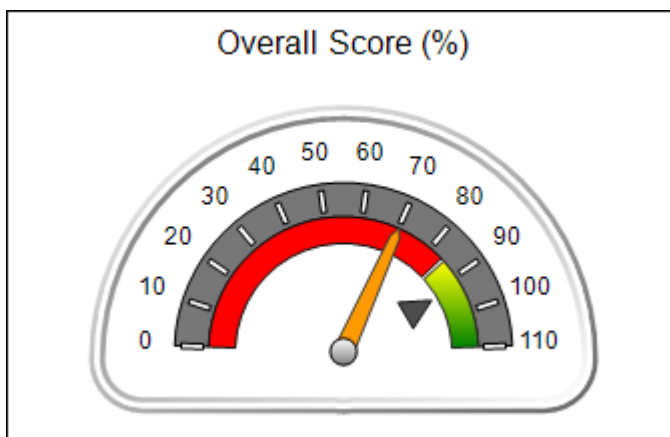
**DHS, DFCS, Office of Provider Management**  
**Performance-Based Placement Measures**  
**RBWO Provider GA+SCORECARD - CCI**



**Report Quarter: Q1 FY2020**

<b>Provider/Program Name: Cedar Tree Family &amp; Children Services Residential Child Care, LLC - (5276) - CCI</b>			
<b>5122 Kennedy Drive, Columbus, GA 31907</b>	<b>Quarterly Scores (Grades)</b>		<b>Current Quarter Score (Grade)</b>
<b>Phone: 706-442-5929</b>	<b>Q1: 70.15 (C-)</b>	<b>Q2: N/A</b>	<b>70.15% (C-)</b>
<b>Vendor ID# 148608</b>	<b>Q3: N/A</b>	<b>Q4: N/A</b>	
<b>Program Census Information:</b>	<b># Children in Care During Quarter: 9</b>	<b># Placements During Quarter: 9</b>	<b># Children in Care On Last Day: 3</b>
<b>Quarterly Provider Comparisons to All CCIs</b>			

▼ — indicates average for all CCIs





## Performance-Based Placement Measures

### RBWO Provider GA+SCORECARD - CCI

Report Quarter: Q1 FY2020

<b>Provider/Program Name: Cedar Tree Family &amp; Children Services Residential Child Care, LLC - (5276) - CCI</b>				
5122 Kennedy Drive, Columbus, GA 31907		Quarterly Scores (Grades)		Current Quarter Score (Grade)
Phone: 706-442-5929		Q1: 70.15 (C-)	Q2: N/A	<b>70.15% (C-)</b>
Vendor ID# 148608		Q3: N/A	Q4: N/A	
Program Census Information:		# Children in Care During Quarter: 9	# Placements During Quarter: 9	# Children in Care On Last Day: 3
	Avg Performance All CCIs (%)	Provider Performance (%)*	Possible Points (Weight)	Provider Points Earned
<b>OPM Monitoring Reviews</b>				
Annual Comprehensive Reviews	83%	66%	25	16.54
Safety Reviews	86%	78%	15	11.63
<b>Monitoring Sub-Total</b>			<b>40</b>	<b>28.16</b>
<b>CCI Safety Outcomes</b>				
Incidence of Maltreatment	0.00%	No Substantiated Reports	10	10.00
Staff Training/Foundations	96%	83%	5	4.15
Staff Safety Checks	87%	92%	5	4.60
<b>Safety Sub-Total</b>			<b>20</b>	<b>18.75</b>
<b>CCI Permanency Outcomes</b>				
Placement Stability	89%	67%	15	10.05
<b>Permanency Sub-Total</b>			<b>15</b>	<b>10.05</b>
<b>CCI Well-Being Outcomes</b>				
EPSDT Medical Visits	92%	83%	4	3.32
EPSDT Dental Visits	85%	50%	4	2.00
Academic Supports	74%	27%	3	0.81
Provider ECEM Visits	76%	27%	7	1.89
Provider General Contacts	76%	9%	7	0.63
Placements with Siblings	38%	50%	Not Scored	Not Scored
Placements within Legal County	14%	0%	Not Scored	Not Scored
<b>Well-Being Sub-Total</b>			<b>25</b>	<b>8.65</b>
*Performance calculation descriptions can be found in the FY 2019 RBWO PBP Measurements and Standards Guide.				

<b>Monitoring &amp; Outcomes: Possible Points = 100</b>		<b>Points Earned = 65.61</b>	
<b>Score Before Incentives Credit</b>			<b>65.61%</b>
<b>Incentives Awarded</b>			<b>4.54 pts</b>
<b>PBP Verification</b>			<b>N/A pts</b>
<b>Total Score</b>			<b>70.15%</b>





**DHS, DFCS, Office of Provider Management**  
**Performance-Based Placement Measures**  
**RBWO Provider GA+SCORECARD - CCI**



**Report Quarter: Q1 FY2020**

**Provider/Program Name: Cedar Tree Family & Children Services Residential Child Care, LLC - (5276) - CCI**

Program Census Information:		# Children in Care During Quarter: 9	# Placements During Quarter: 9	# Children in Care On Last Day: 3
CCI Incentive Credits	Avg Performance All CCIs (Points)	Provider Performance (%)*	Possible Points (Weight)	Provider Points Earned
Early EPSDT Medical Visits		0%	2	0.00
Early EPSDT Dental Visits		0%	2	0.00
Permanency Contacts		0%	5	0.00
Additional Academic Supports		27%	2	0.54
HS Grad/GED/Prof or Trade Certificate/College		N/A	10/5/5/1	
EYSS Agreement		Not Eligible	5	
Community Connections		0%	4	0.00
Active Agency Accreditation		0%	4	0.00
Staff Clinical Licensure		0%	5	0.00
Behavior Management (threshold = 0)		100%	4	4.00
<b>Incentives Total</b>	<b>7.78</b>			<b>4.54</b>
Maximum total combined incentive credit allowed is 10 points.			<b>Incentives Awarded</b>	<b>4.54</b>

\*Performance calculation descriptions can be found in the FY 2019 RBWO PBP Measurements and Standards Guide.

### Child Protective Services Investigations and Dispositions

The following investigations data, which is not used for scoring but is considered significant to a provider's performance, is from Georgia SHINES and is not considered final or complete until the end of the fiscal year.

Total Reports:	1	
Number Screened In:	1	
Number Screened Out:	0	
Number Substantiated:	0	
Number Unsubstantiated:	0	
Number Active CPS Investigations:	1	



DHS, DFCS, Office of Provider Management

## Performance-Based Placement Measures

### RBWO Provider GA+SCORECARD - CCI



Report Quarter: Q1 FY2020

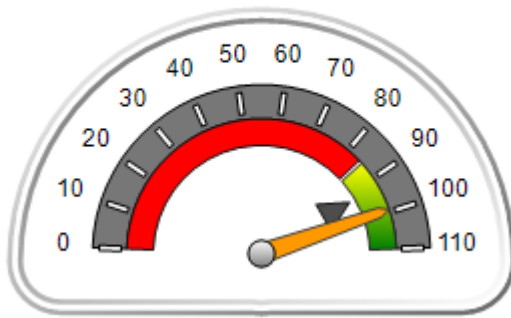
**Provider/Program Name: Center for Children and Young Adults, The - Open Gate (579) - CCI**

2221 Austell Rd., Marietta, GA 30008	Quarterly Scores (Grades)		Current Quarter Score (Grade)
Phone: 770-485-1630	Q1: 99.32 (A+)	Q2: N/A	99.32% (A+)
Vendor ID# 35262	Q3: N/A	Q4: N/A	
Program Census Information:	# Children in Care During Quarter: 13	# Placements During Quarter: 13	# Children in Care On Last Day: 8

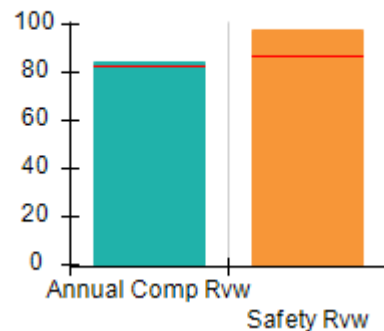
### Quarterly Provider Comparisons to All CCIs

▼ indicates average for all CCIs

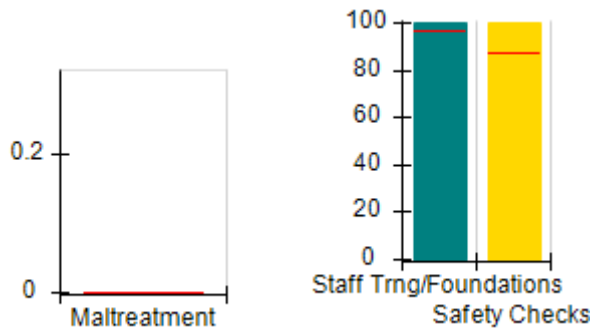
Overall Score (%)



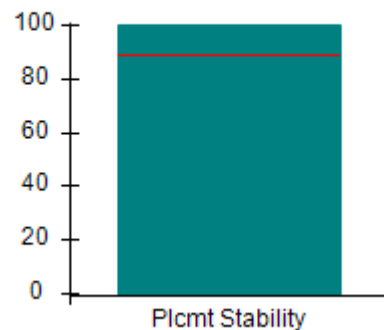
OPM Monitoring Reviews (%)



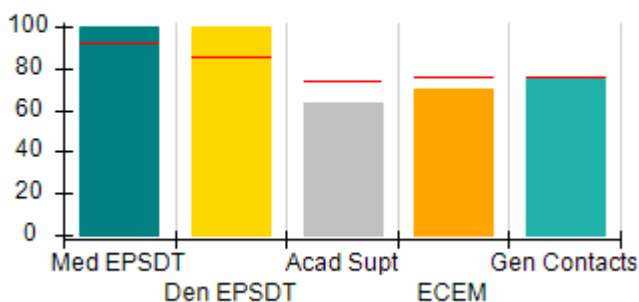
Safety Outcomes (%)



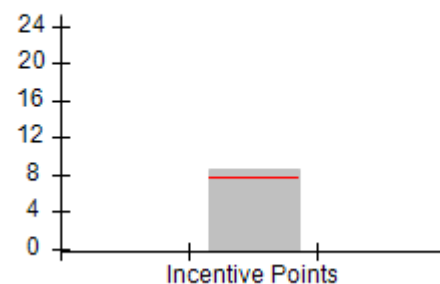
Permanency Outcomes (%)



Well-Being Outcomes (%)



Incentives Earned (Points)





DHS, DFCS, Office of Provider Management  
**Performance-Based Placement Measures**  
**RBWO Provider GA+SCORECARD - CCI**



Report Quarter: Q1 FY2020

**Provider/Program Name: Center for Children and Young Adults, The - Open Gate (579) - CCI**

2221 Austell Rd., Marietta, GA 30008	Quarterly Scores (Grades)		Current Quarter Score (Grade)
Phone: 770-485-1630	Q1: 99.32 (A+)	Q2: N/A	<b>99.32% (A+)</b>
Vendor ID# 35262	Q3: N/A	Q4: N/A	

Program Census Information:	# Children in Care During Quarter: 13	# Placements During Quarter: 13	# Children in Care On Last Day: 8
-----------------------------	---------------------------------------	---------------------------------	-----------------------------------

	Avg Performance All CCIs (%)	Provider Performance (%)*	Possible Points (Weight)	Provider Points Earned
--	------------------------------	---------------------------	--------------------------	------------------------

**OPM Monitoring Reviews**

Annual Comprehensive Reviews	83%	85%	25	21.14
Safety Reviews	86%	98%	15	14.63
<b>Monitoring Sub-Total</b>			<b>40</b>	<b>35.76</b>

**CCI Safety Outcomes**

Incidence of Maltreatment	0.00%	No Substantiated Reports	10	10.00
Staff Training/Foundations	96%	100%	5	5.00
Staff Safety Checks	87%	100%	5	5.00
<b>Safety Sub-Total</b>			<b>20</b>	<b>20.00</b>

**CCI Permanency Outcomes**

Placement Stability	89%	100%	15	15.00
<b>Permanency Sub-Total</b>			<b>15</b>	<b>15.00</b>

**CCI Well-Being Outcomes**

EPSDT Medical Visits	92%	100%	4	4.00
EPSDT Dental Visits	85%	100%	4	4.00
Academic Supports	74%	63%	3	1.89
Provider ECEM Visits	76%	70%	7	4.90
Provider General Contacts	76%	75%	7	5.25
Placements with Siblings	38%	83%	Not Scored	Not Scored
Placements within Legal County	14%	60%	Not Scored	Not Scored
<b>Well-Being Sub-Total</b>			<b>25</b>	<b>20.04</b>

\*Performance calculation descriptions can be found in the FY 2019 RBWO PBP Measurements and Standards Guide.

<b>Monitoring &amp; Outcomes: Possible Points = 100</b>	<b>Points Earned = 90.80</b>
<b>Score Before Incentives Credit</b>	<b>90.80%</b>
<b>Incentives Awarded</b>	<b>8.52 pts</b>
<b>PBP Verification</b>	<b>N/A pts</b>
<b>Total Score</b>	<b>99.32%</b>



DHS, DFCS, Office of Provider Management  
**Performance-Based Placement Measures**  
**RBWO Provider GA+SCORECARD - CCI**



Report Quarter: Q1 FY2020

**Provider/Program Name: Center for Children and Young Adults, The - Open Gate (579) - CCI**

Program Census Information:		# Children in Care During Quarter: 13	# Placements During Quarter: 13	# Children in Care On Last Day: 8
CCI Incentive Credits	Avg Performance All CCIs (Points)	Provider Performance (%)*	Possible Points (Weight)	Provider Points Earned
Early EPSDT Medical Visits		100%	2	2.00
Early EPSDT Dental Visits		100%	2	2.00
Permanency Contacts		0%	5	0.00
Additional Academic Supports		26%	2	0.52
HS Grad/GED/Prof or Trade Certificate/College		N/A	10/5/5/1	
EYSS Agreement		Not Eligible	5	
Community Connections		0%	4	0.00
Active Agency Accreditation		0%	4	0.00
Staff Clinical Licensure		0%	5	0.00
Behavior Management (threshold = 0)		100%	4	4.00
<b>Incentives Total</b>	<b>7.78</b>			<b>8.52</b>
Maximum total combined incentive credit allowed is 10 points.			<b>Incentives Awarded</b>	<b>8.52</b>

\*Performance calculation descriptions can be found in the FY 2019 RBWO PBP Measurements and Standards Guide.

**Child Protective Services Investigations and Dispositions**

The following investigations data, which is not used for scoring but is considered significant to a provider's performance, is from Georgia SHINES and is not considered final or complete until the end of the fiscal year.

Total Reports:	0
Number Screened In:	0
Number Screened Out:	0
Number Substantiated:	0
Number Unsubstantiated:	0
Number Active CPS Investigations:	0

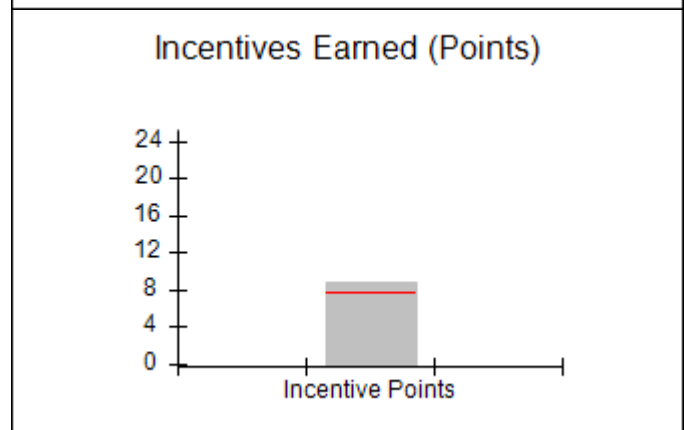
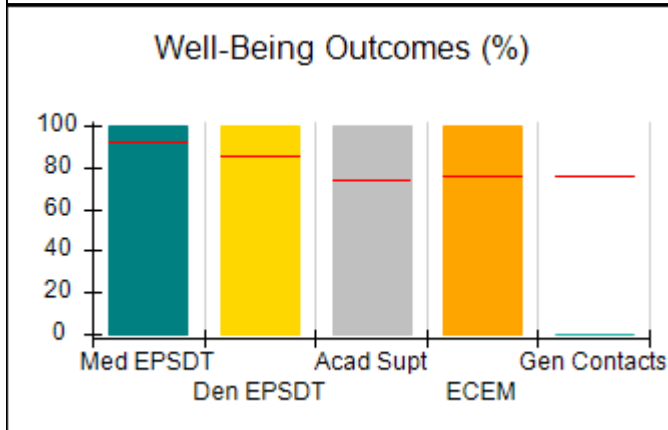
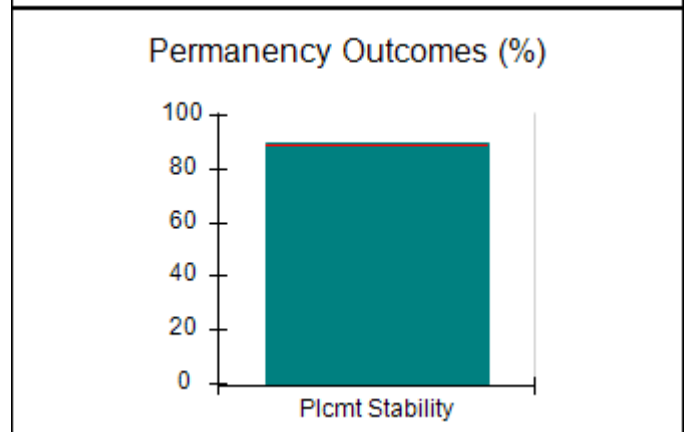
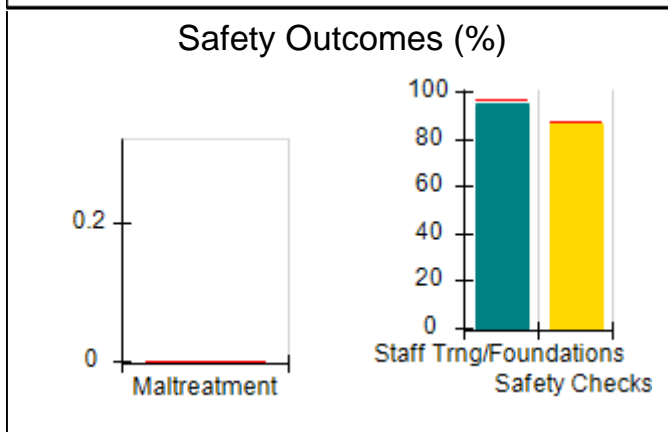
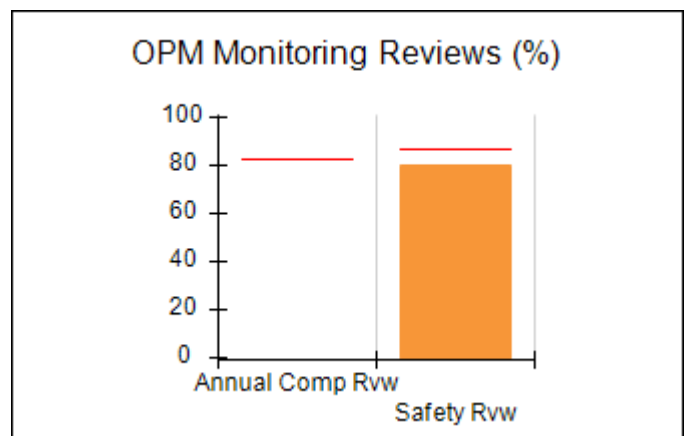
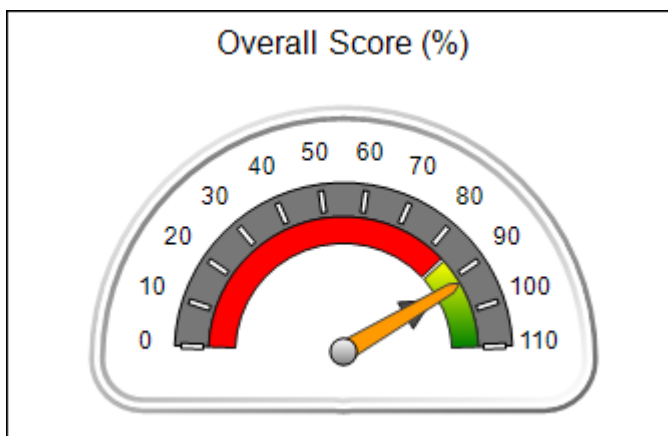


**DHS, DFCS, Office of Provider Management**  
**Performance-Based Placement Measures**  
**RBWO Provider GA+SCORECARD - CCI**  
**Report Quarter: Q1 FY2020**



<b>Provider/Program Name: Chamberlain Children, Inc. - (5372) - CCI</b>			
<b>1500 Gillionville Rd, Albany, GA 31707</b>	<b>Quarterly Scores (Grades)</b>		<b>Current Quarter Score (Grade)</b>
<b>Phone: 229-347-3152</b>	<b>Q1: 92.26 (A-)</b>	<b>Q2: N/A</b>	<b>92.26% (A-)</b>
<b>Vendor ID# 161824</b>	<b>Q3: N/A</b>	<b>Q4: N/A</b>	
<b>Program Census Information:</b>	<b># Children in Care During Quarter: 10</b>	<b># Placements During Quarter: 10</b>	<b># Children in Care On Last Day: 5</b>
<b>Quarterly Provider Comparisons to All CCIs</b>			

▼ — indicates average for all CCIs





DHS, DFCS, Office of Provider Management  
**Performance-Based Placement Measures**  
**RBWO Provider GA+SCORECARD - CCI**  
 Report Quarter: Q1 FY2020



<b>Provider/Program Name: Chamberlain Children, Inc. - (5372) - CCI</b>				
<b>1500 Gillionville Rd, Albany, GA 31707</b>		<b>Quarterly Scores (Grades)</b>		<b>Current Quarter Score (Grade)</b>
<b>Phone: 229-347-3152</b>		<b>Q1: 92.26 (A-)</b>	<b>Q2: N/A</b>	<b>92.26% (A-)</b>
<b>Vendor ID# 161824</b>		<b>Q3: N/A</b>	<b>Q4: N/A</b>	
Program Census Information:		# Children in Care During Quarter: 10	# Placements During Quarter: 10	# Children in Care On Last Day: 5
	<b>Avg Performance All CCIs (%)</b>	<b>Provider Performance (%)*</b>	<b>Possible Points (Weight)</b>	<b>Provider Points Earned</b>
<b>OPM Monitoring Reviews</b>				
Annual Comprehensive Reviews	83%	Not Yet Conducted		
Safety Reviews	86%	80%	15	12.00
<b>Monitoring Sub-Total</b>			<b>15</b>	<b>12.00</b>
<b>CCI Safety Outcomes</b>				
Incidence of Maltreatment	0.00%	No Substantiated Reports	10	10.00
Staff Training/Foundations	96%	95%	5	4.75
Staff Safety Checks	87%	86%	5	4.30
<b>Safety Sub-Total</b>			<b>20</b>	<b>19.05</b>
<b>CCI Permanency Outcomes</b>				
Placement Stability	89%	90%	15	13.50
<b>Permanency Sub-Total</b>			<b>15</b>	<b>13.50</b>
<b>CCI Well-Being Outcomes</b>				
EPSDT Medical Visits	92%	100%	4	4.00
EPSDT Dental Visits	85%	100%	4	4.00
Academic Supports	74%	100%	3	3.00
Provider ECEM Visits	76%	100%	7	7.00
Provider General Contacts	76%	0%	7	0.00
Placements with Siblings	38%	0%	Not Scored	Not Scored
Placements within Legal County	14%	0%	Not Scored	Not Scored
<b>Well-Being Sub-Total</b>			<b>25</b>	<b>18.00</b>
*Performance calculation descriptions can be found in the FY 2019 RBWO PBP Measurements and Standards Guide.				

<b>Monitoring &amp; Outcomes: Possible Points = 75</b>		<b>Points Earned = 62.55</b>	
<b>Score Before Incentives Credit</b>			<b>83.40%</b>
<b>Incentives Awarded</b>			<b>8.86 pts</b>
<b>PBP Verification</b>			<b>N/A pts</b>
<b>Total Score</b>			<b>92.26%</b>



**DHS, DFCS, Office of Provider Management**  
**Performance-Based Placement Measures**  
**RBWO Provider GA+SCORECARD - CCI**  
**Report Quarter: Q1 FY2020**



**Provider/Program Name: Chamberlain Children, Inc. - (5372) - CCI**

Program Census Information:		# Children in Care During Quarter: 10	# Placements During Quarter: 10	# Children in Care On Last Day: 5
CCI Incentive Credits	Avg Performance All CCIs (Points)	Provider Performance (%)*	Possible Points (Weight)	Provider Points Earned
Early EPSDT Medical Visits		100%	2	2.00
Early EPSDT Dental Visits		100%	2	2.00
Permanency Contacts		0%	5	0.00
Additional Academic Supports		43%	2	0.86
HS Grad/GED/Prof or Trade Certificate/College		N/A	10/5/5/1	
EYSS Agreement		Not Eligible	5	
Community Connections		0%	4	0.00
Active Agency Accreditation		0%	4	0.00
Staff Clinical Licensure		0%	5	0.00
Behavior Management (threshold = 0)		100%	4	4.00
<b>Incentives Total</b>	<b>7.78</b>			<b>8.86</b>
Maximum total combined incentive credit allowed is 10 points.			<b>Incentives Awarded</b>	<b>8.86</b>

\*Performance calculation descriptions can be found in the FY 2019 RBWO PBP Measurements and Standards Guide.

**Child Protective Services Investigations and Dispositions**

The following investigations data, which is not used for scoring but is considered significant to a provider's performance, is from Georgia SHINES and is not considered final or complete until the end of the fiscal year.

Total Reports:	1
Number Screened In:	0
Number Screened Out:	1
Number Substantiated:	0
Number Unsubstantiated:	0
Number Active CPS Investigations:	0



**DHS, DFCS, Office of Provider Management**  
**Performance-Based Placement Measures**  
**RBWO Provider GA+SCORECARD - CCI**  
**Report Quarter: Q1 FY2020**



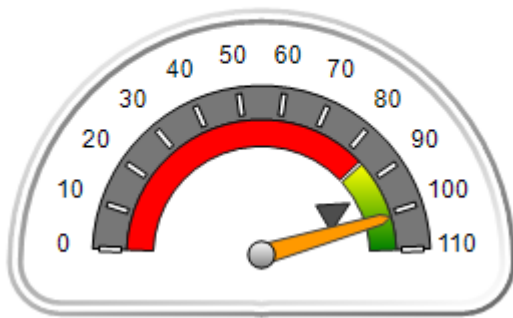
**Provider/Program Name: Changing Lives S&P Inc. - Fortson (5338) - CCI**

7763 Fortson Rd., Columbus, GA 31909	Quarterly Scores (Grades)		Current Quarter Score (Grade)
Phone: 706-940-0796	Q1: 101.07 (A+)	Q2: N/A	<b>101.07% (A+)</b>
Vendor ID# 158013	Q3: N/A	Q4: N/A	
Program Census Information:	# Children in Care During Quarter: 10	# Placements During Quarter: 10	# Children in Care On Last Day: 5

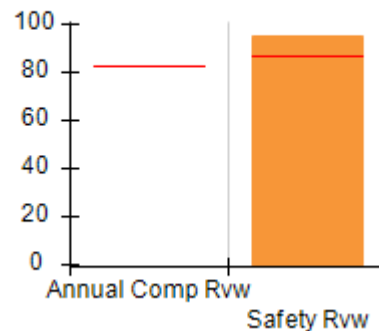
**Quarterly Provider Comparisons to All CCIs**

▼ — indicates average for all CCIs

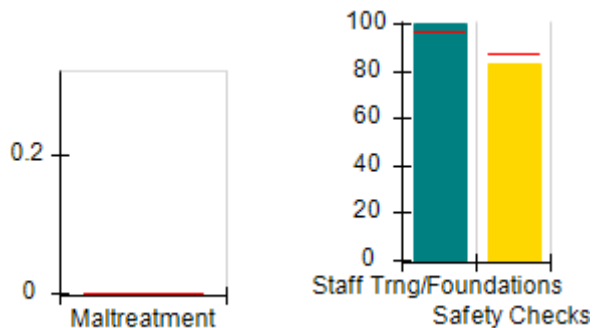
**Overall Score (%)**



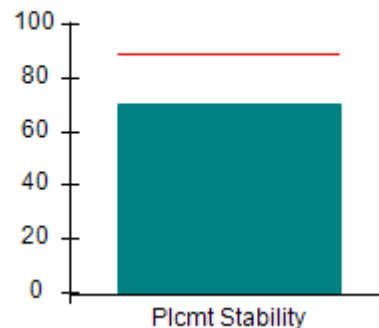
**OPM Monitoring Reviews (%)**



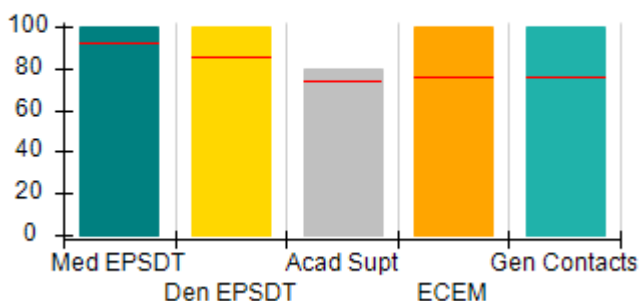
**Safety Outcomes (%)**



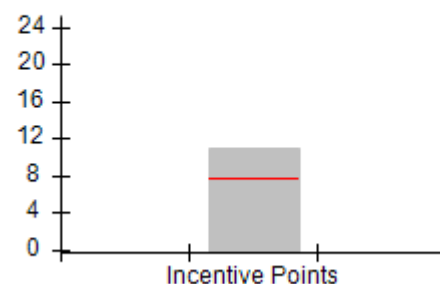
**Permanency Outcomes (%)**



**Well-Being Outcomes (%)**



**Incentives Earned (Points)**







DHS, DFCS, Office of Provider Management  
**Performance-Based Placement Measures**  
**RBWO Provider GA+SCORECARD - CCI**  
**Report Quarter: Q1 FY2020**



<b>Provider/Program Name: Changing Lives S&amp;P Inc. - Fortson (5338) - CCI</b>				
7763 Fortson Rd., Columbus, GA 31909		Quarterly Scores (Grades)		Current Quarter Score (Grade)
Phone: 706-940-0796		Q1: 101.07 (A+)	Q2: N/A	<b>101.07%</b> <b>(A+)</b>
Vendor ID# 158013		Q3: N/A	Q4: N/A	
Program Census Information:		# Children in Care During Quarter: 10	# Placements During Quarter: 10	# Children in Care On Last Day: 5
	Avg Performance All CCIs (%)	Provider Performance (%)*	Possible Points (Weight)	Provider Points Earned
<b>OPM Monitoring Reviews</b>				
Annual Comprehensive Reviews	83%	Not Yet Conducted		
Safety Reviews	86%	95%	15	14.25
<b>Monitoring Sub-Total</b>			<b>15</b>	<b>14.25</b>
<b>CCI Safety Outcomes</b>				
Incidence of Maltreatment	0.00%	No Substantiated Reports	10	10.00
Staff Training/Foundations	96%	100%	5	5.00
Staff Safety Checks	87%	83%	5	4.15
<b>Safety Sub-Total</b>			<b>20</b>	<b>19.15</b>
<b>CCI Permanency Outcomes</b>				
Placement Stability	89%	70%	15	10.50
<b>Permanency Sub-Total</b>			<b>15</b>	<b>10.50</b>
<b>CCI Well-Being Outcomes</b>				
EPSDT Medical Visits	92%	100%	4	4.00
EPSDT Dental Visits	85%	100%	4	4.00
Academic Supports	74%	80%	3	2.40
Provider ECEM Visits	76%	100%	7	7.00
Provider General Contacts	76%	100%	7	7.00
Placements with Siblings	38%	Not Eligible	Not Scored	Not Scored
Placements within Legal County	14%	29%	Not Scored	Not Scored
<b>Well-Being Sub-Total</b>			<b>25</b>	<b>24.40</b>
*Performance calculation descriptions can be found in the FY 2019 RBWO PBP Measurements and Standards Guide.				

<b>Monitoring &amp; Outcomes: Possible Points = 75</b>		<b>Points Earned = 68.30</b>	
<b>Score Before Incentives Credit</b>			<b>91.07%</b>
<b>Incentives Awarded</b>			<b>10.00 pts</b>
<b>PBP Verification</b>			<b>N/A pts</b>
<b>Total Score</b>			<b>101.07%</b>



**DHS, DFCS, Office of Provider Management**  
**Performance-Based Placement Measures**  
**RBWO Provider GA+SCORECARD - CCI**  
**Report Quarter: Q1 FY2020**



**Provider/Program Name: Changing Lives S&P Inc. - Fortson (5338) - CCI**

Program Census Information:		# Children in Care During Quarter: 10	# Placements During Quarter: 10	# Children in Care On Last Day: 5
CCI Incentive Credits	Avg Performance All CCIs (Points)	Provider Performance (%)*	Possible Points (Weight)	Provider Points Earned
Early EPSDT Medical Visits		100%	2	2.00
Early EPSDT Dental Visits		100%	2	2.00
Permanency Contacts		0%	5	0.00
Additional Academic Supports		50%	2	1.00
HS Grad/GED/Prof or Trade Certificate/College		N/A	10/5/5/1	
EYSS Agreement		Not Eligible	5	
Community Connections		0%	4	0.00
Active Agency Accreditation		50%	4	2.00
Staff Clinical Licensure		0%	5	0.00
Behavior Management (threshold = 0)		100%	4	4.00
<b>Incentives Total</b>	<b>7.78</b>			<b>11.00</b>
Maximum total combined incentive credit allowed is 10 points.			<b>Incentives Awarded</b>	<b>10.00</b>

\*Performance calculation descriptions can be found in the FY 2019 RBWO PBP Measurements and Standards Guide.

**Child Protective Services Investigations and Dispositions**

The following investigations data, which is not used for scoring but is considered significant to a provider's performance, is from Georgia SHINES and is not considered final or complete until the end of the fiscal year.

Total Reports:	0
Number Screened In:	0
Number Screened Out:	0
Number Substantiated:	0
Number Unsubstantiated:	0
Number Active CPS Investigations:	0



DHS, DFCS, Office of Provider Management  
**Performance-Based Placement Measures**  
**RBWO Provider GA+SCORECARD - CCI**



Report Quarter: Q1 FY2020

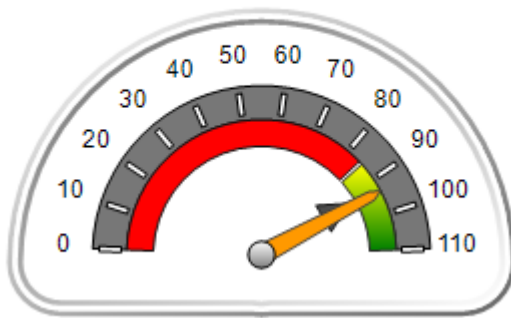
**Provider/Program Name: Changing Lives S&P Inc. - Sistrunk (5245) - CCI**

974 Sistrunk Ct., Columbus, GA 31907	Quarterly Scores (Grades)		Current Quarter Score (Grade)
Phone: 706-221-8233	Q1: 93.74 (A-)	Q2: N/A	<b>93.74%</b> <b>(A-)</b>
Vendor ID# 144141	Q3: N/A	Q4: N/A	
Program Census Information:	# Children in Care During Quarter: 15	# Placements During Quarter: 16	# Children in Care On Last Day: 7

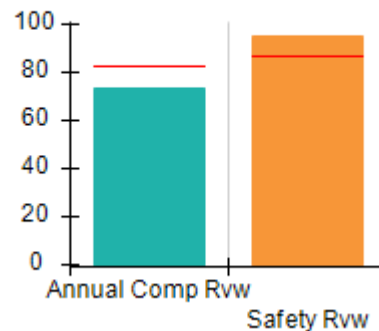
**Quarterly Provider Comparisons to All CCIs**

▼ — indicates average for all CCIs

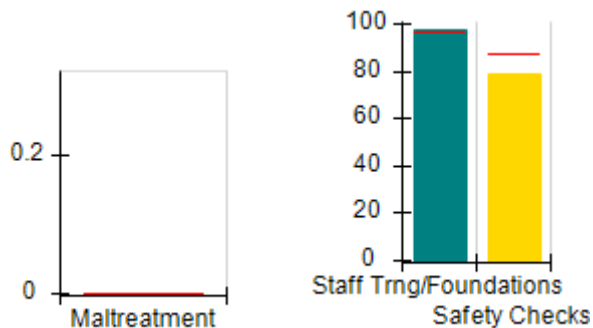
Overall Score (%)



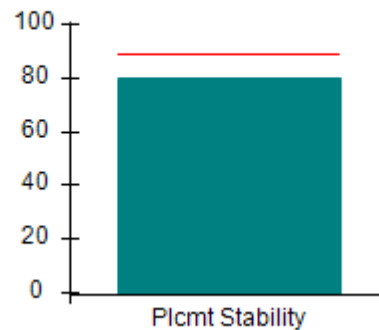
OPM Monitoring Reviews (%)



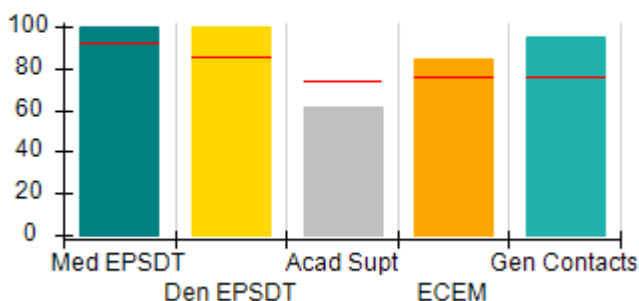
Safety Outcomes (%)



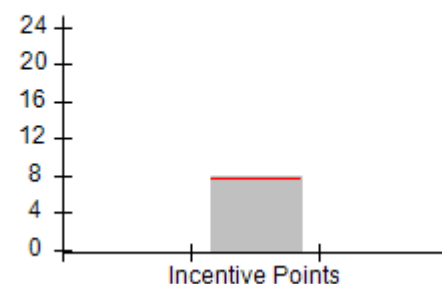
Permanency Outcomes (%)



Well-Being Outcomes (%)



Incentives Earned (Points)





DHS, DFCS, Office of Provider Management  
**Performance-Based Placement Measures**  
**RBWO Provider GA+SCORECARD - CCI**  
**Report Quarter: Q1 FY2020**



<b>Provider/Program Name: Changing Lives S&amp;P Inc. - Sistrunk (5245) - CCI</b>				
<b>974 Sistrunk Ct., Columbus, GA 31907</b>		<b>Quarterly Scores (Grades)</b>		<b>Current Quarter Score (Grade)</b>
<b>Phone: 706-221-8233</b>		<b>Q1: 93.74 (A-)</b>	<b>Q2: N/A</b>	<b>93.74%</b> <b>(A-)</b>
<b>Vendor ID# 144141</b>		<b>Q3: N/A</b>	<b>Q4: N/A</b>	
Program Census Information:		# Children in Care During Quarter: 15	# Placements During Quarter: 16	# Children in Care On Last Day: 7
	<b>Avg Performance All CCIs (%)</b>	<b>Provider Performance (%)*</b>	<b>Possible Points (Weight)</b>	<b>Provider Points Earned</b>
<b>OPM Monitoring Reviews</b>				
Annual Comprehensive Reviews	83%	73%	25	18.33
Safety Reviews	86%	95%	15	14.25
<b>Monitoring Sub-Total</b>			<b>40</b>	<b>32.58</b>
<b>CCI Safety Outcomes</b>				
Incidence of Maltreatment	0.00%	No Substantiated Reports	10	10.00
Staff Training/Foundations	96%	97%	5	4.85
Staff Safety Checks	87%	79%	5	3.95
<b>Safety Sub-Total</b>			<b>20</b>	<b>18.80</b>
<b>CCI Permanency Outcomes</b>				
Placement Stability	89%	80%	15	12.00
<b>Permanency Sub-Total</b>			<b>15</b>	<b>12.00</b>
<b>CCI Well-Being Outcomes</b>				
EPSDT Medical Visits	92%	100%	4	4.00
EPSDT Dental Visits	85%	100%	4	4.00
Academic Supports	74%	61%	3	1.83
Provider ECEM Visits	76%	84%	7	5.88
Provider General Contacts	76%	95%	7	6.65
Placements with Siblings	38%	0%	Not Scored	Not Scored
Placements within Legal County	14%	0%	Not Scored	Not Scored
<b>Well-Being Sub-Total</b>			<b>25</b>	<b>22.36</b>
*Performance calculation descriptions can be found in the FY 2019 RBWO PBP Measurements and Standards Guide.				

<b>Monitoring &amp; Outcomes: Possible Points = 100</b>		<b>Points Earned = 85.74</b>	
<b>Score Before Incentives Credit</b>			<b>85.74%</b>
<b>Incentives Awarded</b>			<b>8.00 pts</b>
<b>PBP Verification</b>			<b>N/A pts</b>
<b>Total Score</b>			<b>93.74%</b>



DHS, DFCS, Office of Provider Management  
**Performance-Based Placement Measures**  
**RBWO Provider GA+SCORECARD - CCI**  
**Report Quarter: Q1 FY2020**



**Provider/Program Name: Changing Lives S&P Inc. - Sistrunk (5245) - CCI**

Program Census Information:		# Children in Care During Quarter: 15	# Placements During Quarter: 16	# Children in Care On Last Day: 7
CCI Incentive Credits	Avg Performance All CCIs (Points)	Provider Performance (%)*	Possible Points (Weight)	Provider Points Earned
Early EPSDT Medical Visits		Not Eligible	2	
Early EPSDT Dental Visits		100%	2	2.00
Permanency Contacts		0%	5	0.00
Additional Academic Supports		0%	2	0.00
HS Grad/GED/Prof or Trade Certificate/College		N/A	10/5/5/1	
EYSS Agreement		Not Eligible	5	
Community Connections		0%	4	0.00
Active Agency Accreditation		50%	4	2.00
Staff Clinical Licensure		0%	5	0.00
Behavior Management (threshold = 0)		100%	4	4.00
<b>Incentives Total</b>	<b>7.78</b>			<b>8.00</b>
Maximum total combined incentive credit allowed is 10 points.			<b>Incentives Awarded</b>	<b>8.00</b>

\*Performance calculation descriptions can be found in the FY 2019 RBWO PBP Measurements and Standards Guide.

**Child Protective Services Investigations and Dispositions**

The following investigations data, which is not used for scoring but is considered significant to a provider's performance, is from Georgia SHINES and is not considered final or complete until the end of the fiscal year.

Total Reports:	0
Number Screened In:	0
Number Screened Out:	0
Number Substantiated:	0
Number Unsubstantiated:	0
Number Active CPS Investigations:	0



DHS, DFCS, Office of Provider Management  
**Performance-Based Placement Measures**  
**RBWO Provider GA+SCORECARD - CCI**  
 Report Quarter: Q1 FY2020



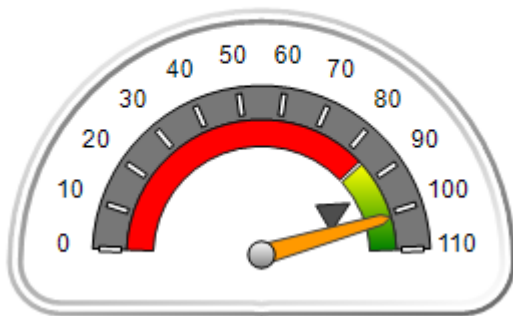
**Provider/Program Name: CHRIS 180 Inc. - Dekalb (597) - CCI**

2914 Cocklebur Trail, Decatur, GA 30030	Quarterly Scores (Grades)		Current Quarter Score (Grade)
Phone: (404) 284-0109	Q1: 101.13 (A+)	Q2: N/A	<b>101.13%</b> <b>(A+)</b>
Vendor ID# 35278	Q3: N/A	Q4: N/A	
Program Census Information:	# Children in Care During Quarter: 11	# Placements During Quarter: 11	# Children in Care On Last Day: 6

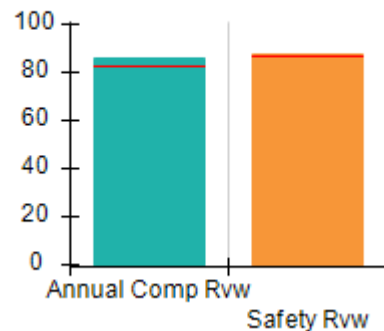
**Quarterly Provider Comparisons to All CCIs**

▼ — indicates average for all CCIs

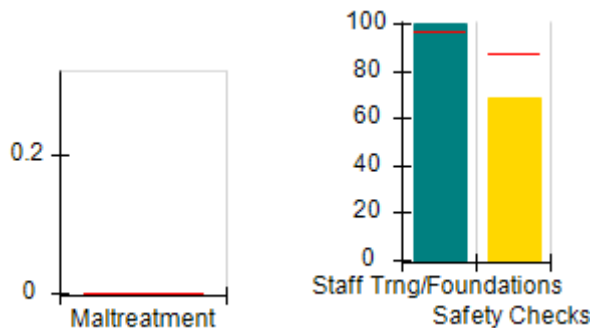
Overall Score (%)



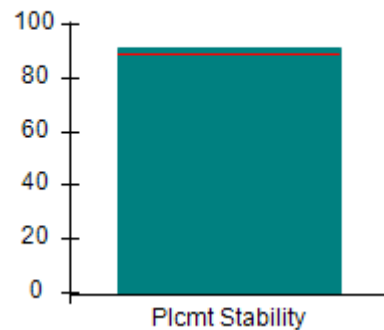
OPM Monitoring Reviews (%)



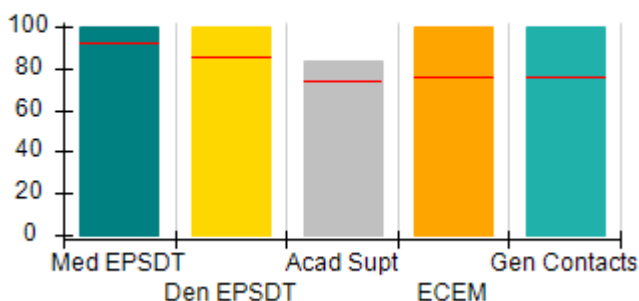
Safety Outcomes (%)



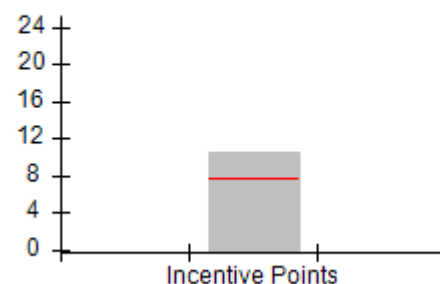
Permanency Outcomes (%)



Well-Being Outcomes (%)



Incentives Earned (Points)





DHS, DFCS, Office of Provider Management  
**Performance-Based Placement Measures**  
**RBWO Provider GA+SCORECARD - CCI**  
**Report Quarter: Q1 FY2020**



<b>Provider/Program Name: CHRIS 180 Inc. - Dekalb (597) - CCI</b>				
2914 Cocklebur Trail, Decatur, GA 30030		Quarterly Scores (Grades)		Current Quarter Score (Grade)
Phone: (404) 284-0109		Q1: 101.13 (A+)	Q2: N/A	<b>101.13%</b> <b>(A+)</b>
Vendor ID# 35278		Q3: N/A	Q4: N/A	
Program Census Information:		# Children in Care During Quarter: 11	# Placements During Quarter: 11	# Children in Care On Last Day: 6
	Avg Performance All CCIs (%)	Provider Performance (%)*	Possible Points (Weight)	Provider Points Earned
<b>OPM Monitoring Reviews</b>				
Annual Comprehensive Reviews	83%	86%	25	21.41
Safety Reviews	86%	88%	15	13.13
<b>Monitoring Sub-Total</b>			<b>40</b>	<b>34.54</b>
<b>CCI Safety Outcomes</b>				
Incidence of Maltreatment	0.00%	No Substantiated Reports	10	10.00
Staff Training/Foundations	96%	100%	5	5.00
Staff Safety Checks	87%	69%	5	3.45
<b>Safety Sub-Total</b>			<b>20</b>	<b>18.45</b>
<b>CCI Permanency Outcomes</b>				
Placement Stability	89%	91%	15	13.65
<b>Permanency Sub-Total</b>			<b>15</b>	<b>13.65</b>
<b>CCI Well-Being Outcomes</b>				
EPSDT Medical Visits	92%	100%	4	4.00
EPSDT Dental Visits	85%	100%	4	4.00
Academic Supports	74%	83%	3	2.49
Provider ECEM Visits	76%	100%	7	7.00
Provider General Contacts	76%	100%	7	7.00
Placements with Siblings	38%	0%	Not Scored	Not Scored
Placements within Legal County	14%	20%	Not Scored	Not Scored
<b>Well-Being Sub-Total</b>			<b>25</b>	<b>24.49</b>
*Performance calculation descriptions can be found in the FY 2019 RBWO PBP Measurements and Standards Guide.				

<b>Monitoring &amp; Outcomes: Possible Points = 100</b>		<b>Points Earned = 91.13</b>	
<b>Score Before Incentives Credit</b>			<b>91.13%</b>
<b>Incentives Awarded</b>			<b>10.00 pts</b>
<b>PBP Verification</b>			<b>N/A pts</b>
<b>Total Score</b>			<b>101.13%</b>



**DHS, DFCS, Office of Provider Management**  
**Performance-Based Placement Measures**  
**RBWO Provider GA+SCORECARD - CCI**  
**Report Quarter: Q1 FY2020**



**Provider/Program Name: CHRIS 180 Inc. - Dekalb (597) - CCI**

Program Census Information:		# Children in Care During Quarter: 11	# Placements During Quarter: 11	# Children in Care On Last Day: 6
CCI Incentive Credits	Avg Performance All CCIs (Points)	Provider Performance (%)*	Possible Points (Weight)	Provider Points Earned
Early EPSDT Medical Visits		100%	2	2.00
Early EPSDT Dental Visits		100%	2	2.00
Permanency Contacts		0%	5	0.00
Additional Academic Supports		0%	2	0.00
HS Grad/GED/Prof or Trade Certificate/College		N/A	10/5/5/1	
EYSS Agreement		Not Eligible	5	
Community Connections		0%	4	0.00
Active Agency Accreditation		50%	4	2.00
Staff Clinical Licensure		10%	5	0.50
Behavior Management (threshold = 0)		100%	4	4.00
<b>Incentives Total</b>	<b>7.78</b>			<b>10.50</b>
Maximum total combined incentive credit allowed is 10 points.			<b>Incentives Awarded</b>	<b>10.00</b>

\*Performance calculation descriptions can be found in the FY 2019 RBWO PBP Measurements and Standards Guide.

### Child Protective Services Investigations and Dispositions

The following investigations data, which is not used for scoring but is considered significant to a provider's performance, is from Georgia SHINES and is not considered final or complete until the end of the fiscal year.

Total Reports:	1
Number Screened In:	1
Number Screened Out:	0
Number Substantiated:	0
Number Unsubstantiated:	1
Number Active CPS Investigations:	0





DHS, DFCS, Office of Provider Management

## Performance-Based Placement Measures

### RBWO Provider GA+SCORECARD - CCI



Report Quarter: Q1 FY2020

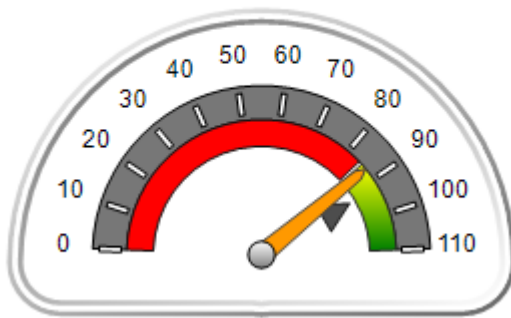
**Provider/Program Name: CHRIS 180 Inc. - Douglas (598) - CCI**

3819 Chattahoochee Dr., Douglasville, GA 30135	Quarterly Scores (Grades)		Current Quarter Score (Grade)
Phone: 770-942-1540	Q1: 86.60 (B)	Q2: N/A	86.60% (B)
Vendor ID# 35277	Q3: N/A	Q4: N/A	
Program Census Information:	# Children in Care During Quarter: 9	# Placements During Quarter: 9	# Children in Care On Last Day: 6

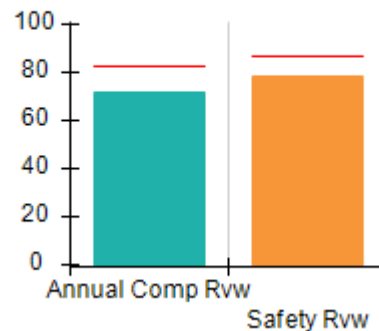
### Quarterly Provider Comparisons to All CCIs

▼ indicates average for all CCIs

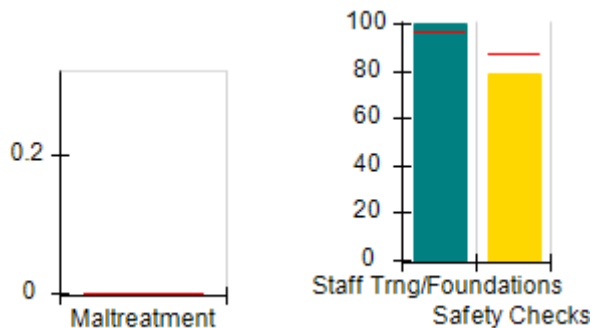
Overall Score (%)



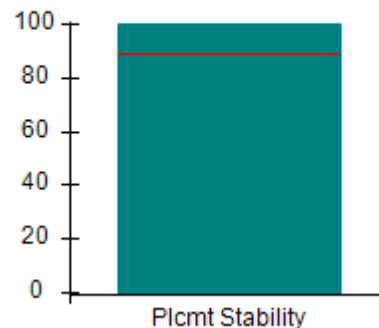
OPM Monitoring Reviews (%)



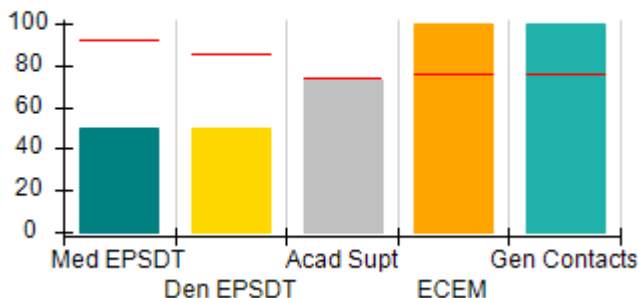
Safety Outcomes (%)



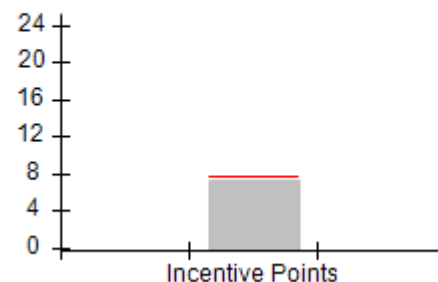
Permanency Outcomes (%)



Well-Being Outcomes (%)



Incentives Earned (Points)





DHS, DFCS, Office of Provider Management  
**Performance-Based Placement Measures**  
**RBWO Provider GA+SCORECARD - CCI**  
 Report Quarter: Q1 FY2020



<b>Provider/Program Name: CHRIS 180 Inc. - Douglas (598) - CCI</b>				
<b>3819 Chattahoochee Dr., Douglasville, GA 30135</b>		<b>Quarterly Scores (Grades)</b>		<b>Current Quarter Score (Grade)</b>
<b>Phone: 770-942-1540</b>		<b>Q1: 86.60 (B)</b>	<b>Q2: N/A</b>	<b>86.60% (B)</b>
<b>Vendor ID# 35277</b>		<b>Q3: N/A</b>	<b>Q4: N/A</b>	
Program Census Information:		# Children in Care During Quarter: 9	# Placements During Quarter: 9	# Children in Care On Last Day: 6
	<b>Avg Performance All CCIs (%)</b>	<b>Provider Performance (%)*</b>	<b>Possible Points (Weight)</b>	<b>Provider Points Earned</b>
<b>OPM Monitoring Reviews</b>				
Annual Comprehensive Reviews	83%	72%	25	17.94
Safety Reviews	86%	79%	15	11.81
<b>Monitoring Sub-Total</b>			<b>40</b>	<b>29.76</b>
<b>CCI Safety Outcomes</b>				
Incidence of Maltreatment	0.00%	No Substantiated Reports	10	10.00
Staff Training/Foundations	96%	100%	5	5.00
Staff Safety Checks	87%	79%	5	3.95
<b>Safety Sub-Total</b>			<b>20</b>	<b>18.95</b>
<b>CCI Permanency Outcomes</b>				
Placement Stability	89%	100%	15	15.00
<b>Permanency Sub-Total</b>			<b>15</b>	<b>15.00</b>
<b>CCI Well-Being Outcomes</b>				
EPSDT Medical Visits	92%	50%	4	2.00
EPSDT Dental Visits	85%	50%	4	2.00
Academic Supports	74%	73%	3	2.19
Provider ECEM Visits	76%	100%	7	7.00
Provider General Contacts	76%	100%	7	7.00
Placements with Siblings	38%	Not Eligible	Not Scored	Not Scored
Placements within Legal County	14%	0%	Not Scored	Not Scored
<b>Well-Being Sub-Total</b>			<b>25</b>	<b>20.19</b>
*Performance calculation descriptions can be found in the FY 2019 RBWO PBP Measurements and Standards Guide.				

<b>Monitoring &amp; Outcomes: Possible Points = 100</b>		<b>Points Earned = 83.90</b>	
<b>Score Before Incentives Credit</b>			<b>83.90%</b>
<b>Incentives Awarded</b>			<b>7.30 pts</b>
<b>PBP Verification</b>			<b>-4.60 pts</b>
<b>Total Score</b>			<b>86.60%</b>



**DHS, DFCS, Office of Provider Management**  
**Performance-Based Placement Measures**  
**RBWO Provider GA+SCORECARD - CCI**  
**Report Quarter: Q1 FY2020**



**Provider/Program Name: CHRIS 180 Inc. - Douglas (598) - CCI**

Program Census Information:		# Children in Care During Quarter: 9	# Placements During Quarter: 9	# Children in Care On Last Day: 6
CCI Incentive Credits	Avg Performance All CCIs (Points)	Provider Performance (%)*	Possible Points (Weight)	Provider Points Earned
Early EPSDT Medical Visits		40%	2	0.80
Early EPSDT Dental Visits		0%	2	0.00
Permanency Contacts		0%	5	0.00
Additional Academic Supports		0%	2	0.00
HS Grad/GED/Prof or Trade Certificate/College		N/A	10/5/5/1	
EYSS Agreement		Not Eligible	5	
Community Connections		0%	4	0.00
Active Agency Accreditation		50%	4	2.00
Staff Clinical Licensure		10%	5	0.50
Behavior Management (threshold = 0)		100%	4	4.00
<b>Incentives Total</b>	<b>7.78</b>			<b>7.30</b>
Maximum total combined incentive credit allowed is 10 points.			<b>Incentives Awarded</b>	<b>7.30</b>

\*Performance calculation descriptions can be found in the FY 2019 RBWO PBP Measurements and Standards Guide.

**Child Protective Services Investigations and Dispositions**

The following investigations data, which is not used for scoring but is considered significant to a provider's performance, is from Georgia SHINES and is not considered final or complete until the end of the fiscal year.

Total Reports:	0
Number Screened In:	0
Number Screened Out:	0
Number Substantiated:	0
Number Unsubstantiated:	0
Number Active CPS Investigations:	0



**DHS, DFCS, Office of Provider Management**  
**Performance-Based Placement Measures**  
**RBWO Provider GA+SCORECARD - CCI**  
**Report Quarter: Q1 FY2020**



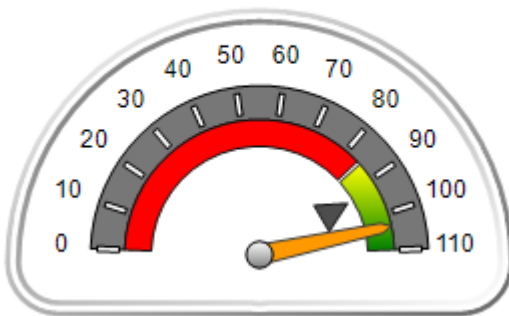
**Provider/Program Name: CHRIS 180 Inc. - Ellenwood (599) - CCI**

4489 Northwind Dr., Ellenwood, GA 30294	Quarterly Scores (Grades)		Current Quarter Score (Grade)
Phone: 404-212-5035	Q1: 103.65 (A+)	Q2: N/A	<b>103.65% (A+)</b>
Vendor ID# 35282	Q3: N/A	Q4: N/A	
Program Census Information:	# Children in Care During Quarter: 11	# Placements During Quarter: 11	# Children in Care On Last Day: 6

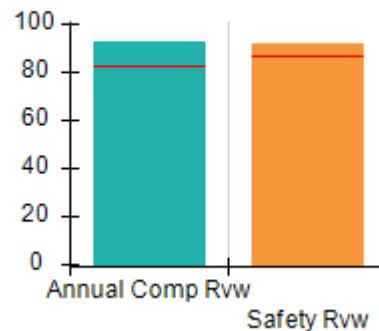
**Quarterly Provider Comparisons to All CCIs**

▼ — indicates average for all CCIs

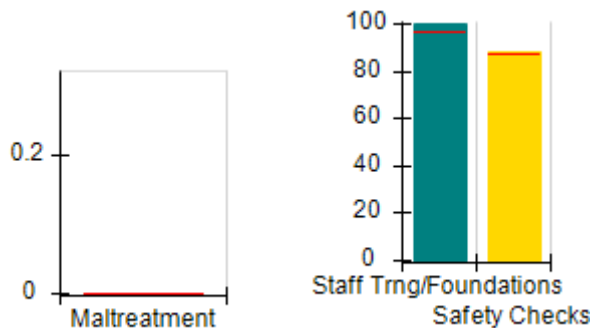
**Overall Score (%)**



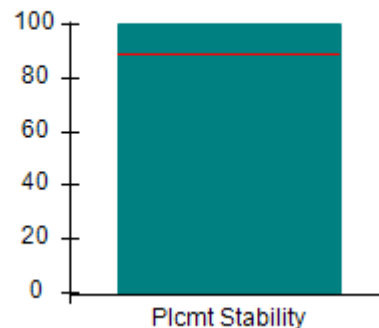
**OPM Monitoring Reviews (%)**



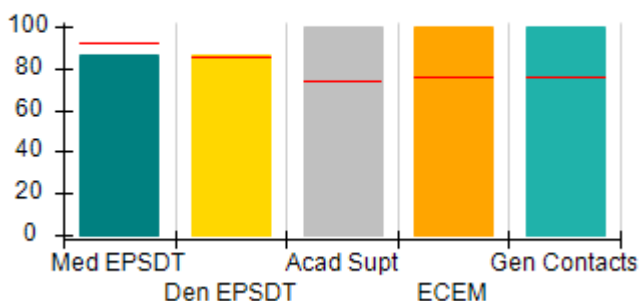
**Safety Outcomes (%)**



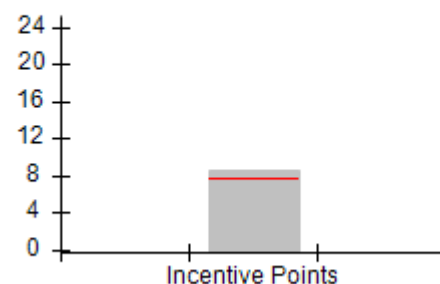
**Permanency Outcomes (%)**



**Well-Being Outcomes (%)**



**Incentives Earned (Points)**





DHS, DFCS, Office of Provider Management  
**Performance-Based Placement Measures**  
**RBWO Provider GA+SCORECARD - CCI**  
 Report Quarter: Q1 FY2020



<b>Provider/Program Name: CHRIS 180 Inc. - Ellenwood (599) - CCI</b>				
4489 Northwind Dr., Ellenwood, GA 30294		Quarterly Scores (Grades)		Current Quarter Score (Grade)
Phone: 404-212-5035		Q1: 103.65 (A+)	Q2: N/A	<b>103.65%</b> <b>(A+)</b>
Vendor ID# 35282		Q3: N/A	Q4: N/A	
Program Census Information:		# Children in Care During Quarter: 11	# Placements During Quarter: 11	# Children in Care On Last Day: 6
	Avg Performance All CCIs (%)	Provider Performance (%)*	Possible Points (Weight)	Provider Points Earned
<b>OPM Monitoring Reviews</b>				
Annual Comprehensive Reviews	83%	93%	25	23.16
Safety Reviews	86%	92%	15	13.75
<b>Monitoring Sub-Total</b>			<b>40</b>	<b>36.91</b>
<b>CCI Safety Outcomes</b>				
Incidence of Maltreatment	0.00%	No Substantiated Reports	10	10.00
Staff Training/Foundations	96%	100%	5	5.00
Staff Safety Checks	87%	88%	5	4.40
<b>Safety Sub-Total</b>			<b>20</b>	<b>19.40</b>
<b>CCI Permanency Outcomes</b>				
Placement Stability	89%	100%	15	15.00
<b>Permanency Sub-Total</b>			<b>15</b>	<b>15.00</b>
<b>CCI Well-Being Outcomes</b>				
EPSDT Medical Visits	92%	86%	4	3.44
EPSDT Dental Visits	85%	86%	4	3.44
Academic Supports	74%	100%	3	3.00
Provider ECEM Visits	76%	100%	7	7.00
Provider General Contacts	76%	100%	7	7.00
Placements with Siblings	38%	100%	Not Scored	Not Scored
Placements within Legal County	14%	0%	Not Scored	Not Scored
<b>Well-Being Sub-Total</b>			<b>25</b>	<b>23.88</b>
*Performance calculation descriptions can be found in the FY 2019 RBWO PBP Measurements and Standards Guide.				

<b>Monitoring &amp; Outcomes: Possible Points = 100</b>		<b>Points Earned = 95.19</b>	
<b>Score Before Incentives Credit</b>			<b>95.19%</b>
<b>Incentives Awarded</b>			<b>8.46 pts</b>
<b>PBP Verification</b>			<b>N/A pts</b>
<b>Total Score</b>			<b>103.65%</b>



**DHS, DFCS, Office of Provider Management**  
**Performance-Based Placement Measures**  
**RBWO Provider GA+SCORECARD - CCI**  
**Report Quarter: Q1 FY2020**



**Provider/Program Name: CHRIS 180 Inc. - Ellenwood (599) - CCI**

Program Census Information:		# Children in Care During Quarter: 11	# Placements During Quarter: 11	# Children in Care On Last Day: 6
CCI Incentive Credits	Avg Performance All CCIs (Points)	Provider Performance (%)*	Possible Points (Weight)	Provider Points Earned
Early EPSDT Medical Visits		67%	2	1.34
Early EPSDT Dental Visits		0%	2	0.00
Permanency Contacts		0%	5	0.00
Additional Academic Supports		31%	2	0.62
HS Grad/GED/Prof or Trade Certificate/College		N/A	10/5/5/1	
EYSS Agreement		Not Eligible	5	
Community Connections		0%	4	0.00
Active Agency Accreditation		50%	4	2.00
Staff Clinical Licensure		10%	5	0.50
Behavior Management (threshold = 0)		100%	4	4.00
<b>Incentives Total</b>	<b>7.78</b>			<b>8.46</b>
Maximum total combined incentive credit allowed is 10 points.			<b>Incentives Awarded</b>	<b>8.46</b>

\*Performance calculation descriptions can be found in the FY 2019 RBWO PBP Measurements and Standards Guide.

**Child Protective Services Investigations and Dispositions**

The following investigations data, which is not used for scoring but is considered significant to a provider's performance, is from Georgia SHINES and is not considered final or complete until the end of the fiscal year.

Total Reports:	0
Number Screened In:	0
Number Screened Out:	0
Number Substantiated:	0
Number Unsubstantiated:	0
Number Active CPS Investigations:	0



**DHS, DFCS, Office of Provider Management**  
**Performance-Based Placement Measures**  
**RBWO Provider GA+SCORECARD - CCI**  
**Report Quarter: Q1 FY2020**



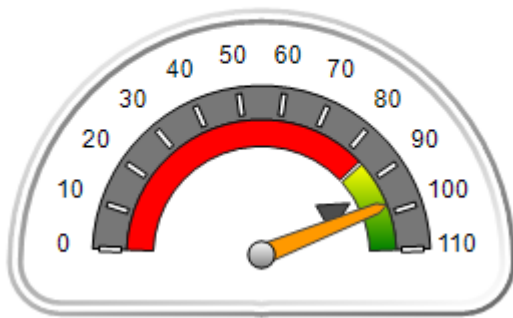
**Provider/Program Name: CHRIS 180 Inc. - Fulton (601) - CCI**

3686 Calmer Circle, East Point, GA 30344	Quarterly Scores (Grades)		Current Quarter Score (Grade)
Phone: (404) 768-4527	Q1: 97.67 (A+)	Q2: N/A	<b>97.67%</b> <b>(A+)</b>
Vendor ID# 35281	Q3: N/A	Q4: N/A	
Program Census Information:	# Children in Care During Quarter: 9	# Placements During Quarter: 9	# Children in Care On Last Day: 6

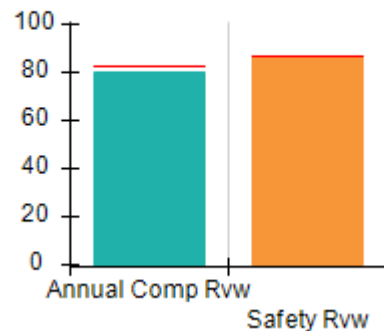
**Quarterly Provider Comparisons to All CCIs**

▼ — indicates average for all CCIs

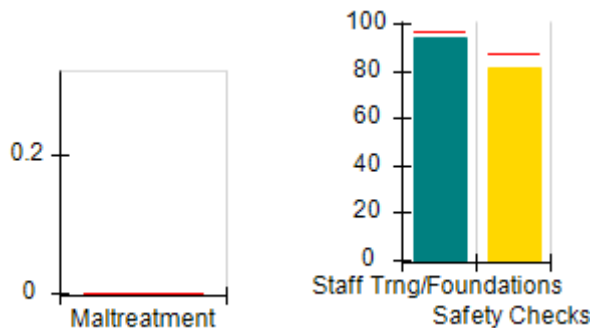
**Overall Score (%)**



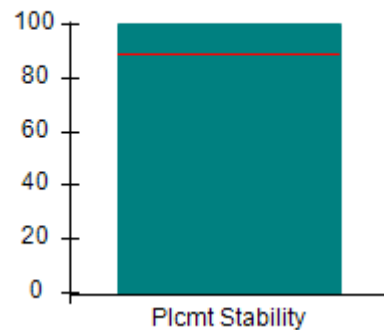
**OPM Monitoring Reviews (%)**



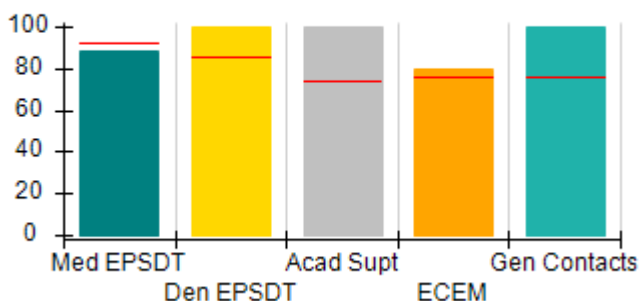
**Safety Outcomes (%)**



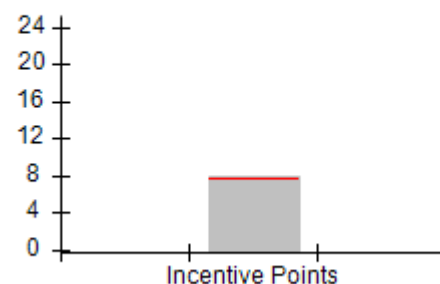
**Permanency Outcomes (%)**



**Well-Being Outcomes (%)**



**Incentives Earned (Points)**





DHS, DFCS, Office of Provider Management  
**Performance-Based Placement Measures**  
**RBWO Provider GA+SCORECARD - CCI**  
 Report Quarter: Q1 FY2020



<b>Provider/Program Name: CHRIS 180 Inc. - Fulton (601) - CCI</b>				
3686 Calmer Circle, East Point, GA 30344		Quarterly Scores (Grades)		Current Quarter Score (Grade)
Phone: (404) 768-4527		Q1: 97.67 (A+)	Q2: N/A	<b>97.67%</b> <b>(A+)</b>
Vendor ID# 35281		Q3: N/A	Q4: N/A	
Program Census Information:		# Children in Care During Quarter: 9	# Placements During Quarter: 9	# Children in Care On Last Day: 6
	Avg Performance All CCIs (%)	Provider Performance (%)*	Possible Points (Weight)	Provider Points Earned
<b>OPM Monitoring Reviews</b>				
Annual Comprehensive Reviews	83%	80%	25	19.96
Safety Reviews	86%	87%	15	13.00
<b>Monitoring Sub-Total</b>			<b>40</b>	<b>32.96</b>
<b>CCI Safety Outcomes</b>				
Incidence of Maltreatment	0.00%	No Substantiated Reports	10	10.00
Staff Training/Foundations	96%	94%	5	4.70
Staff Safety Checks	87%	81%	5	4.05
<b>Safety Sub-Total</b>			<b>20</b>	<b>18.75</b>
<b>CCI Permanency Outcomes</b>				
Placement Stability	89%	100%	15	15.00
<b>Permanency Sub-Total</b>			<b>15</b>	<b>15.00</b>
<b>CCI Well-Being Outcomes</b>				
EPSDT Medical Visits	92%	88%	4	3.52
EPSDT Dental Visits	85%	100%	4	4.00
Academic Supports	74%	100%	3	3.00
Provider ECEM Visits	76%	80%	7	5.60
Provider General Contacts	76%	100%	7	7.00
Placements with Siblings	38%	Not Eligible	Not Scored	Not Scored
Placements within Legal County	14%	0%	Not Scored	Not Scored
<b>Well-Being Sub-Total</b>			<b>25</b>	<b>23.12</b>
*Performance calculation descriptions can be found in the FY 2019 RBWO PBP Measurements and Standards Guide.				

<b>Monitoring &amp; Outcomes: Possible Points = 100</b>		<b>Points Earned = 89.83</b>	
<b>Score Before Incentives Credit</b>			<b>89.83%</b>
<b>Incentives Awarded</b>			<b>7.84 pts</b>
<b>PBP Verification</b>			<b>N/A pts</b>
<b>Total Score</b>			<b>97.67%</b>





**DHS, DFCS, Office of Provider Management**  
**Performance-Based Placement Measures**  
**RBWO Provider GA+SCORECARD - CCI**  
**Report Quarter: Q1 FY2020**



**Provider/Program Name: CHRIS 180 Inc. - Fulton (601) - CCI**

Program Census Information:		# Children in Care During Quarter: 9	# Placements During Quarter: 9	# Children in Care On Last Day: 6
CCI Incentive Credits	Avg Performance All CCIs (Points)	Provider Performance (%)*	Possible Points (Weight)	Provider Points Earned
Early EPSDT Medical Visits		0%	2	0.00
Early EPSDT Dental Visits		Not Eligible	2	
Permanency Contacts		0%	5	0.00
Additional Academic Supports		67%	2	1.34
HS Grad/GED/Prof or Trade Certificate/College		N/A	10/5/5/1	
EYSS Agreement		Not Eligible	5	
Community Connections		0%	4	0.00
Active Agency Accreditation		50%	4	2.00
Staff Clinical Licensure		10%	5	0.50
Behavior Management (threshold = 0)		100%	4	4.00
<b>Incentives Total</b>	<b>7.78</b>			<b>7.84</b>
Maximum total combined incentive credit allowed is 10 points.			<b>Incentives Awarded</b>	<b>7.84</b>

\*Performance calculation descriptions can be found in the FY 2019 RBWO PBP Measurements and Standards Guide.

**Child Protective Services Investigations and Dispositions**

The following investigations data, which is not used for scoring but is considered significant to a provider's performance, is from Georgia SHINES and is not considered final or complete until the end of the fiscal year.

Total Reports:	0
Number Screened In:	0
Number Screened Out:	0
Number Substantiated:	0
Number Unsubstantiated:	0
Number Active CPS Investigations:	0



**DHS, DFCS, Office of Provider Management**  
**Performance-Based Placement Measures**  
**RBWO Provider GA+SCORECARD - CCI**



**Report Quarter: Q1 FY2020**

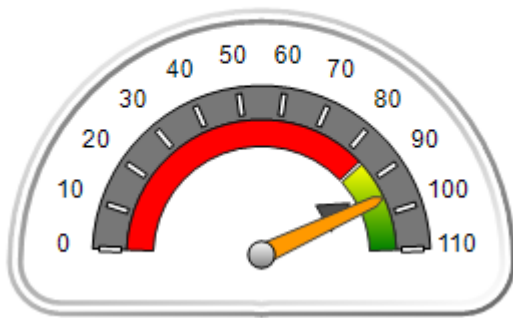
**Provider/Program Name: CHRIS 180 Inc. - Gwinnett (602) - CCI**

2552 Poplar St., Snellville, GA 30278	Quarterly Scores (Grades)		Current Quarter Score (Grade)
Phone: 770-978-3549	Q1: 95.61 (A)	Q2: N/A	<b>95.61%</b> <b>(A)</b>
Vendor ID# 35280	Q3: N/A	Q4: N/A	
Program Census Information:	# Children in Care During Quarter: 9	# Placements During Quarter: 9	# Children in Care On Last Day: 5

**Quarterly Provider Comparisons to All CCIs**

▼ — indicates average for all CCIs

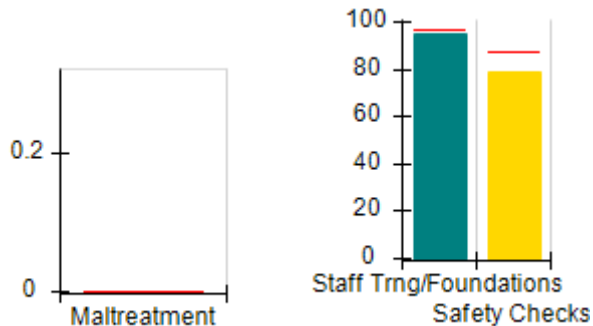
**Overall Score (%)**



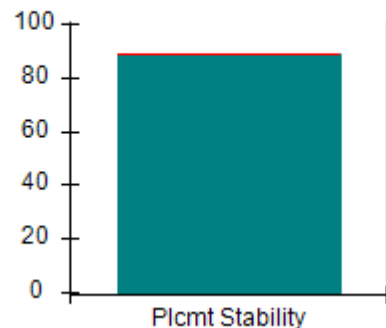
**OPM Monitoring Reviews (%)**



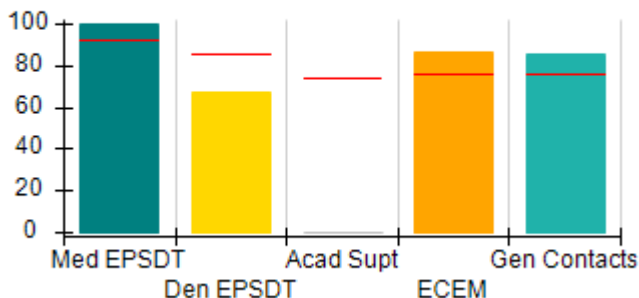
**Safety Outcomes (%)**



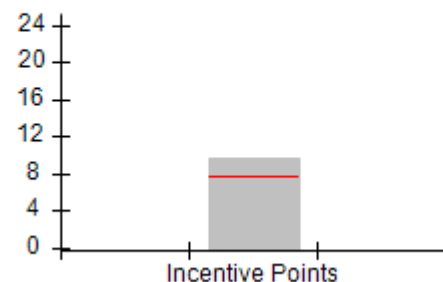
**Permanency Outcomes (%)**



**Well-Being Outcomes (%)**



**Incentives Earned (Points)**





DHS, DFCS, Office of Provider Management  
**Performance-Based Placement Measures**  
**RBWO Provider GA+SCORECARD - CCI**  
**Report Quarter: Q1 FY2020**



<b>Provider/Program Name: CHRIS 180 Inc. - Gwinnett (602) - CCI</b>				
2552 Poplar St., Snellville, GA 30278		Quarterly Scores (Grades)		Current Quarter Score (Grade)
Phone: 770-978-3549		Q1: 95.61 (A)	Q2: N/A	<b>95.61%</b> <b>(A)</b>
Vendor ID# 35280		Q3: N/A	Q4: N/A	
Program Census Information:		# Children in Care During Quarter: 9	# Placements During Quarter: 9	# Children in Care On Last Day: 5
	Avg Performance All CCIs (%)	Provider Performance (%)*	Possible Points (Weight)	Provider Points Earned
<b>OPM Monitoring Reviews</b>				
Annual Comprehensive Reviews	83%	88%	25	21.89
Safety Reviews	86%	89%	15	13.31
<b>Monitoring Sub-Total</b>			<b>40</b>	<b>35.21</b>
<b>CCI Safety Outcomes</b>				
Incidence of Maltreatment	0.00%	No Substantiated Reports	10	10.00
Staff Training/Foundations	96%	95%	5	4.75
Staff Safety Checks	87%	79%	5	3.95
<b>Safety Sub-Total</b>			<b>20</b>	<b>18.70</b>
<b>CCI Permanency Outcomes</b>				
Placement Stability	89%	89%	15	13.35
<b>Permanency Sub-Total</b>			<b>15</b>	<b>13.35</b>
<b>CCI Well-Being Outcomes</b>				
EPSDT Medical Visits	92%	100%	4	4.00
EPSDT Dental Visits	85%	67%	4	2.68
Academic Supports	74%	0%	3	0.00
Provider ECEM Visits	76%	86%	7	6.02
Provider General Contacts	76%	85%	7	5.95
Placements with Siblings	38%	Not Eligible	Not Scored	Not Scored
Placements within Legal County	14%	0%	Not Scored	Not Scored
<b>Well-Being Sub-Total</b>			<b>25</b>	<b>18.65</b>
*Performance calculation descriptions can be found in the FY 2019 RBWO PBP Measurements and Standards Guide.				

<b>Monitoring &amp; Outcomes: Possible Points = 100</b>		<b>Points Earned = 85.91</b>	
<b>Score Before Incentives Credit</b>			<b>85.91%</b>
<b>Incentives Awarded</b>			<b>9.70 pts</b>
<b>PBP Verification</b>			<b>N/A pts</b>
<b>Total Score</b>			<b>95.61%</b>



**DHS, DFCS, Office of Provider Management**  
**Performance-Based Placement Measures**  
**RBWO Provider GA+SCORECARD - CCI**  
**Report Quarter: Q1 FY2020**



**Provider/Program Name: CHRIS 180 Inc. - Gwinnett (602) - CCI**

Program Census Information:		# Children in Care During Quarter: 9	# Placements During Quarter: 9	# Children in Care On Last Day: 5
CCI Incentive Credits	Avg Performance All CCIs (Points)	Provider Performance (%)*	Possible Points (Weight)	Provider Points Earned
Early EPSDT Medical Visits		100%	2	2.00
Early EPSDT Dental Visits		60%	2	1.20
Permanency Contacts		0%	5	0.00
Additional Academic Supports		0%	2	0.00
HS Grad/GED/Prof or Trade Certificate/College		N/A	10/5/5/1	
EYSS Agreement		Not Eligible	5	
Community Connections		0%	4	0.00
Active Agency Accreditation		50%	4	2.00
Staff Clinical Licensure		10%	5	0.50
Behavior Management (threshold = 0)		100%	4	4.00
<b>Incentives Total</b>	<b>7.78</b>			<b>9.70</b>
Maximum total combined incentive credit allowed is 10 points.			<b>Incentives Awarded</b>	<b>9.70</b>

\*Performance calculation descriptions can be found in the FY 2019 RBWO PBP Measurements and Standards Guide.

**Child Protective Services Investigations and Dispositions**

The following investigations data, which is not used for scoring but is considered significant to a provider's performance, is from Georgia SHINES and is not considered final or complete until the end of the fiscal year.

Total Reports:	0
Number Screened In:	0
Number Screened Out:	0
Number Substantiated:	0
Number Unsubstantiated:	0
Number Active CPS Investigations:	0



**DHS, DFCS, Office of Provider Management**  
**Performance-Based Placement Measures**  
**RBWO Provider GA+SCORECARD - CCI**  
**Report Quarter: Q1 FY2020**



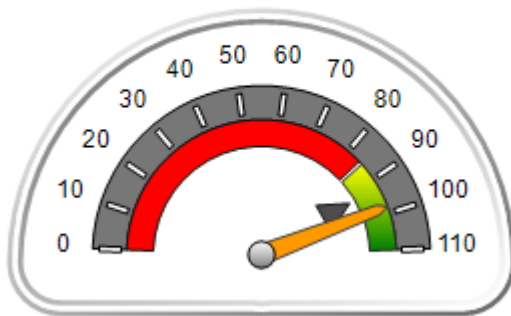
**Provider/Program Name: CHRIS 180 Inc. - Rock Shadow (617) - CCI**

568 Rock Shadow Ct., Stone Mountain, GA 30087	Quarterly Scores (Grades)		Current Quarter Score (Grade)
Phone: (404) 498-2002	Q1: 98.17 (A+)	Q2: N/A	<b>98.17%</b> <b>(A+)</b>
Vendor ID# 53058	Q3: N/A	Q4: N/A	
Program Census Information:	# Children in Care During Quarter: 7	# Placements During Quarter: 7	# Children in Care On Last Day: 5

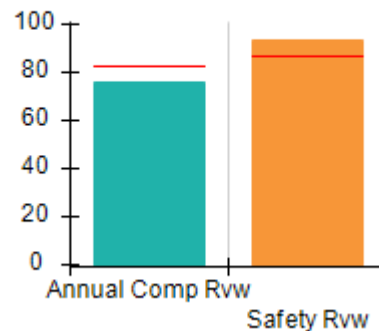
**Quarterly Provider Comparisons to All CCIs**

▼ — indicates average for all CCIs

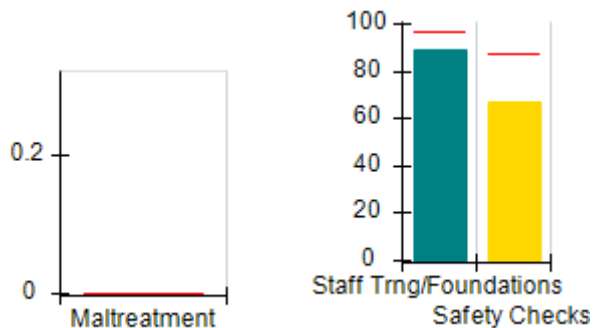
**Overall Score (%)**



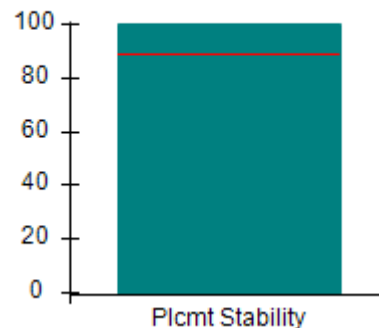
**OPM Monitoring Reviews (%)**



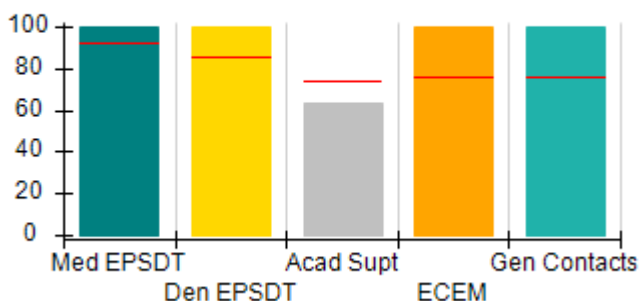
**Safety Outcomes (%)**



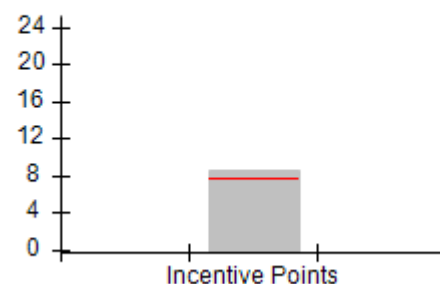
**Permanency Outcomes (%)**



**Well-Being Outcomes (%)**



**Incentives Earned (Points)**





DHS, DFCS, Office of Provider Management  
**Performance-Based Placement Measures**  
**RBWO Provider GA+SCORECARD - CCI**  
 Report Quarter: Q1 FY2020



<b>Provider/Program Name: CHRIS 180 Inc. - Rock Shadow (617) - CCI</b>				
<b>568 Rock Shadow Ct., Stone Mountain, GA 30087</b>		<b>Quarterly Scores (Grades)</b>		<b>Current Quarter Score (Grade)</b>
<b>Phone: (404) 498-2002</b>		<b>Q1: 98.17 (A+)</b>	<b>Q2: N/A</b>	<b>98.17% (A+)</b>
<b>Vendor ID# 53058</b>		<b>Q3: N/A</b>	<b>Q4: N/A</b>	
Program Census Information:		# Children in Care During Quarter: 7	# Placements During Quarter: 7	# Children in Care On Last Day: 5
	<b>Avg Performance All CCIs (%)</b>	<b>Provider Performance (%)*</b>	<b>Possible Points (Weight)</b>	<b>Provider Points Earned</b>
<b>OPM Monitoring Reviews</b>				
Annual Comprehensive Reviews	83%	76%	25	18.92
Safety Reviews	86%	94%	15	14.06
<b>Monitoring Sub-Total</b>			<b>40</b>	<b>32.98</b>
<b>CCI Safety Outcomes</b>				
Incidence of Maltreatment	0.00%	No Substantiated Reports	10	10.00
Staff Training/Foundations	96%	89%	5	4.45
Staff Safety Checks	87%	67%	5	3.35
<b>Safety Sub-Total</b>			<b>20</b>	<b>17.80</b>
<b>CCI Permanency Outcomes</b>				
Placement Stability	89%	100%	15	15.00
<b>Permanency Sub-Total</b>			<b>15</b>	<b>15.00</b>
<b>CCI Well-Being Outcomes</b>				
EPSDT Medical Visits	92%	100%	4	4.00
EPSDT Dental Visits	85%	100%	4	4.00
Academic Supports	74%	63%	3	1.89
Provider ECEM Visits	76%	100%	7	7.00
Provider General Contacts	76%	100%	7	7.00
Placements with Siblings	38%	0%	Not Scored	Not Scored
Placements within Legal County	14%	0%	Not Scored	Not Scored
<b>Well-Being Sub-Total</b>			<b>25</b>	<b>23.89</b>
*Performance calculation descriptions can be found in the FY 2019 RBWO PBP Measurements and Standards Guide.				

<b>Monitoring &amp; Outcomes: Possible Points = 100</b>		<b>Points Earned = 89.67</b>	
<b>Score Before Incentives Credit</b>			<b>89.67%</b>
<b>Incentives Awarded</b>			<b>8.50 pts</b>
<b>PBP Verification</b>			<b>N/A pts</b>
<b>Total Score</b>			<b>98.17%</b>



DHS, DFCS, Office of Provider Management  
**Performance-Based Placement Measures**  
**RBWO Provider GA+SCORECARD - CCI**  
Report Quarter: Q1 FY2020



**Provider/Program Name: CHRIS 180 Inc. - Rock Shadow (617) - CCI**

Program Census Information:		# Children in Care During Quarter: 7	# Placements During Quarter: 7	# Children in Care On Last Day: 5
CCI Incentive Credits	Avg Performance All CCIs (Points)	Provider Performance (%)*	Possible Points (Weight)	Provider Points Earned
Early EPSDT Medical Visits		100%	2	2.00
Early EPSDT Dental Visits		Not Eligible	2	
Permanency Contacts		0%	5	0.00
Additional Academic Supports		0%	2	0.00
HS Grad/GED/Prof or Trade Certificate/College		N/A	10/5/5/1	
EYSS Agreement		Not Eligible	5	
Community Connections		0%	4	0.00
Active Agency Accreditation		50%	4	2.00
Staff Clinical Licensure		10%	5	0.50
Behavior Management (threshold = 0)		100%	4	4.00
<b>Incentives Total</b>	<b>7.78</b>			<b>8.50</b>
Maximum total combined incentive credit allowed is 10 points.			<b>Incentives Awarded</b>	<b>8.50</b>

\*Performance calculation descriptions can be found in the FY 2019 RBWO PBP Measurements and Standards Guide.

**Child Protective Services Investigations and Dispositions**

The following investigations data, which is not used for scoring but is considered significant to a provider's performance, is from Georgia SHINES and is not considered final or complete until the end of the fiscal year.

Total Reports:	0
Number Screened In:	0
Number Screened Out:	0
Number Substantiated:	0
Number Unsubstantiated:	0
Number Active CPS Investigations:	0



DHS, DFCS, Office of Provider Management

## Performance-Based Placement Measures

### RBWO Provider GA+SCORECARD - CCI

Report Quarter: Q1 FY2020



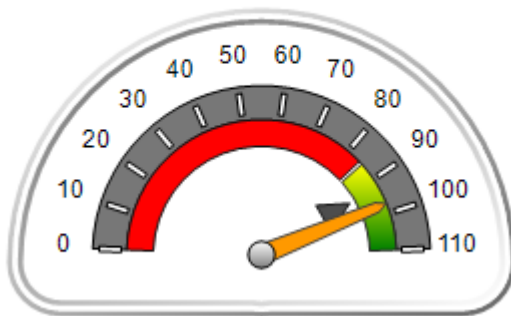
**Provider/Program Name: CHRIS 180 Inc. - Sherwood (604) - CCI**

569 Sherwood Greens, Stone Mountain, GA 30087	Quarterly Scores (Grades)		Current Quarter Score (Grade)
Phone: (770) 879-7319	Q1: 97.39 (A+)	Q2: N/A	<b>97.39% (A+)</b>
Vendor ID# 53060	Q3: N/A	Q4: N/A	
Program Census Information:	# Children in Care During Quarter: 9	# Placements During Quarter: 9	# Children in Care On Last Day: 6

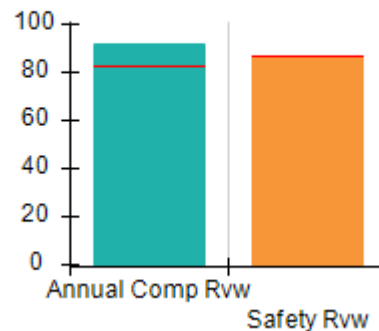
### Quarterly Provider Comparisons to All CCIs

▼ — indicates average for all CCIs

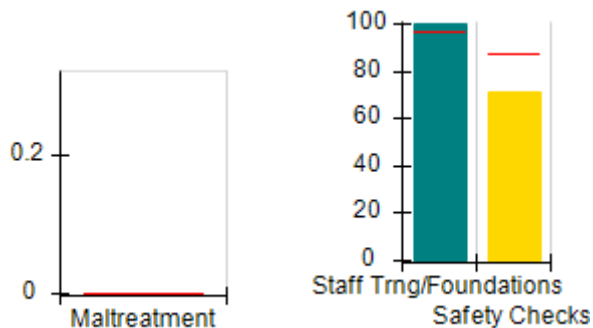
Overall Score (%)



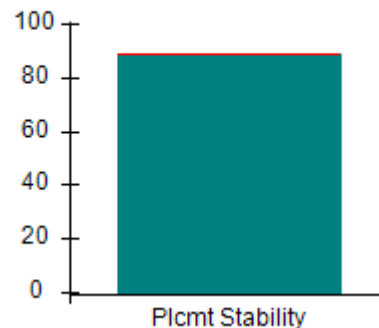
OPM Monitoring Reviews (%)



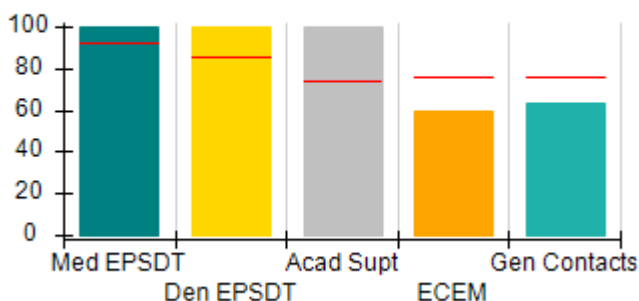
Safety Outcomes (%)



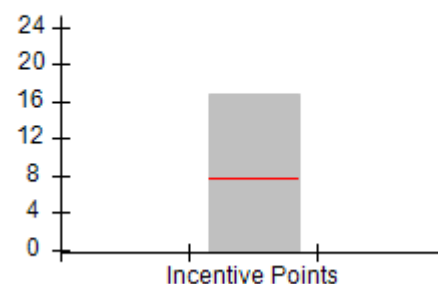
Permanency Outcomes (%)



Well-Being Outcomes (%)



Incentives Earned (Points)







DHS, DFCS, Office of Provider Management  
**Performance-Based Placement Measures**  
**RBWO Provider GA+SCORECARD - CCI**  
 Report Quarter: Q1 FY2020



<b>Provider/Program Name: CHRIS 180 Inc. - Sherwood (604) - CCI</b>				
<b>569 Sherwood Greens, Stone Mountain, GA 30087</b>		<b>Quarterly Scores (Grades)</b>		<b>Current Quarter Score (Grade)</b>
<b>Phone: (770) 879-7319</b>		<b>Q1: 97.39 (A+)</b>	<b>Q2: N/A</b>	<b>97.39% (A+)</b>
<b>Vendor ID# 53060</b>		<b>Q3: N/A</b>	<b>Q4: N/A</b>	
Program Census Information:		# Children in Care During Quarter: 9	# Placements During Quarter: 9	# Children in Care On Last Day: 6
	<b>Avg Performance All CCIs (%)</b>	<b>Provider Performance (%)*</b>	<b>Possible Points (Weight)</b>	<b>Provider Points Earned</b>
<b>OPM Monitoring Reviews</b>				
Annual Comprehensive Reviews	83%	92%	25	22.88
Safety Reviews	86%	87%	15	13.00
<b>Monitoring Sub-Total</b>			<b>40</b>	<b>35.88</b>
<b>CCI Safety Outcomes</b>				
Incidence of Maltreatment	0.00%	No Substantiated Reports	10	10.00
Staff Training/Foundations	96%	100%	5	5.00
Staff Safety Checks	87%	71%	5	3.55
<b>Safety Sub-Total</b>			<b>20</b>	<b>18.55</b>
<b>CCI Permanency Outcomes</b>				
Placement Stability	89%	89%	15	13.35
<b>Permanency Sub-Total</b>			<b>15</b>	<b>13.35</b>
<b>CCI Well-Being Outcomes</b>				
EPSDT Medical Visits	92%	100%	4	4.00
EPSDT Dental Visits	85%	100%	4	4.00
Academic Supports	74%	100%	3	3.00
Provider ECEM Visits	76%	60%	7	4.20
Provider General Contacts	76%	63%	7	4.41
Placements with Siblings	38%	100%	Not Scored	Not Scored
Placements within Legal County	14%	33%	Not Scored	Not Scored
<b>Well-Being Sub-Total</b>			<b>25</b>	<b>19.61</b>
*Performance calculation descriptions can be found in the FY 2019 RBWO PBP Measurements and Standards Guide.				

<b>Monitoring &amp; Outcomes: Possible Points = 100</b>		<b>Points Earned = 87.39</b>	
<b>Score Before Incentives Credit</b>			<b>87.39%</b>
<b>Incentives Awarded</b>			<b>10.00 pts</b>
<b>PBP Verification</b>			<b>N/A pts</b>
<b>Total Score</b>			<b>97.39%</b>



DHS, DFCS, Office of Provider Management  
**Performance-Based Placement Measures**  
**RBWO Provider GA+SCORECARD - CCI**  
**Report Quarter: Q1 FY2020**



**Provider/Program Name: CHRIS 180 Inc. - Sherwood (604) - CCI**

Program Census Information:		# Children in Care During Quarter: 9	# Placements During Quarter: 9	# Children in Care On Last Day: 6
CCI Incentive Credits	Avg Performance All CCIs (Points)	Provider Performance (%)*	Possible Points (Weight)	Provider Points Earned
Early EPSDT Medical Visits		100%	2	2.00
Early EPSDT Dental Visits		100%	2	2.00
Permanency Contacts		0%	5	0.00
Additional Academic Supports		94%	2	1.88
HS Grad/GED/Prof or Trade Certificate/College		N/A	10/5/5/1	5.00
EYSS Agreement		Not Eligible	5	
Community Connections		0%	4	0.00
Active Agency Accreditation		50%	4	2.00
Staff Clinical Licensure		0%	5	0.00
Behavior Management (threshold = 0)		100%	4	4.00
<b>Incentives Total</b>	<b>7.78</b>			<b>16.88</b>
Maximum total combined incentive credit allowed is 10 points.			<b>Incentives Awarded</b>	<b>10.00</b>

\*Performance calculation descriptions can be found in the FY 2019 RBWO PBP Measurements and Standards Guide.

**Child Protective Services Investigations and Dispositions**

The following investigations data, which is not used for scoring but is considered significant to a provider's performance, is from Georgia SHINES and is not considered final or complete until the end of the fiscal year.

Total Reports:	0
Number Screened In:	0
Number Screened Out:	0
Number Substantiated:	0
Number Unsubstantiated:	0
Number Active CPS Investigations:	0



DHS, DFCS, Office of Provider Management  
**Performance-Based Placement Measures**  
**RBWO Provider GA+SCORECARD - CCI**  
Report Quarter: Q1 FY2020



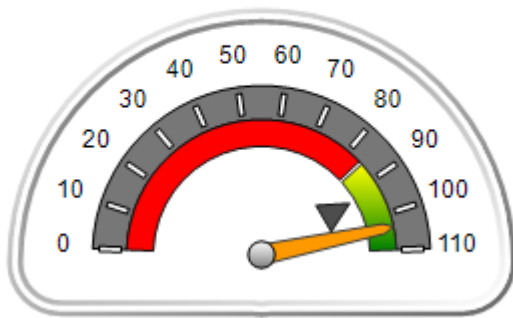
**Provider/Program Name: CHRIS 180 Inc. - Stephenson (605) - CCI**

505 Stephenson Rd., Stone Mountain, GA 30087	Quarterly Scores (Grades)		Current Quarter Score (Grade)
Phone: (770) 413-0741	Q1: 103.80 (A+)	Q2: N/A	<b>103.80%</b> <b>(A+)</b>
Vendor ID# 53061	Q3: N/A	Q4: N/A	
Program Census Information:	# Children in Care During Quarter: 8	# Placements During Quarter: 8	# Children in Care On Last Day: 6

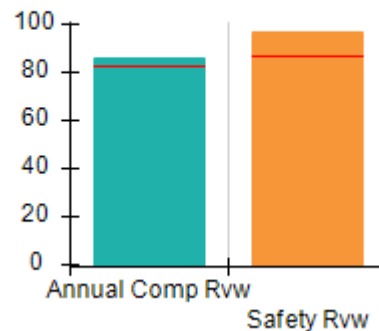
**Quarterly Provider Comparisons to All CCIs**

▼ — indicates average for all CCIs

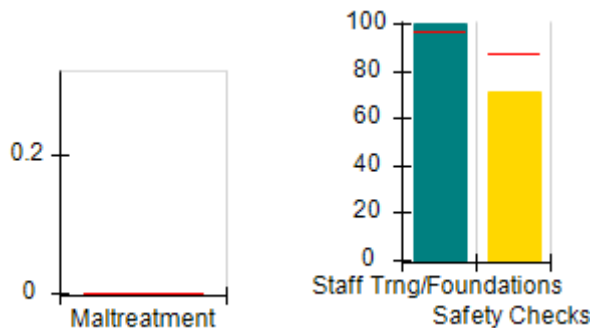
Overall Score (%)



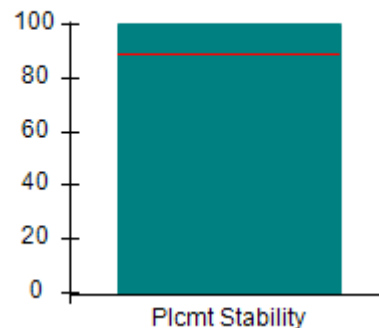
OPM Monitoring Reviews (%)



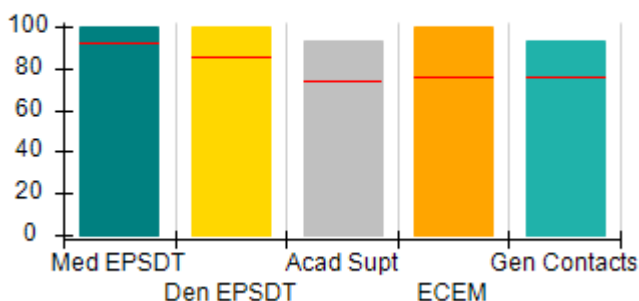
Safety Outcomes (%)



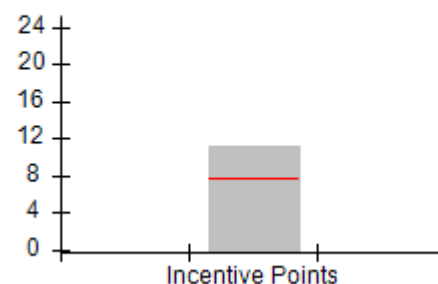
Permanency Outcomes (%)



Well-Being Outcomes (%)



Incentives Earned (Points)





DHS, DFCS, Office of Provider Management  
**Performance-Based Placement Measures**  
**RBWO Provider GA+SCORECARD - CCI**  
 Report Quarter: Q1 FY2020



<b>Provider/Program Name: CHRIS 180 Inc. - Stephenson (605) - CCI</b>				
<b>505 Stephenson Rd., Stone Mountain, GA 30087</b>		<b>Quarterly Scores (Grades)</b>		<b>Current Quarter Score (Grade)</b>
<b>Phone: (770) 413-0741</b>		<b>Q1: 103.80 (A+)</b>	<b>Q2: N/A</b>	<b>103.80% (A+)</b>
<b>Vendor ID# 53061</b>		<b>Q3: N/A</b>	<b>Q4: N/A</b>	
Program Census Information:		# Children in Care During Quarter: 8	# Placements During Quarter: 8	# Children in Care On Last Day: 6
	<b>Avg Performance All CCIs (%)</b>	<b>Provider Performance (%)*</b>	<b>Possible Points (Weight)</b>	<b>Provider Points Earned</b>
<b>OPM Monitoring Reviews</b>				
Annual Comprehensive Reviews	83%	86%	25	21.45
Safety Reviews	86%	97%	15	14.50
<b>Monitoring Sub-Total</b>			<b>40</b>	<b>35.95</b>
<b>CCI Safety Outcomes</b>				
Incidence of Maltreatment	0.00%	No Substantiated Reports	10	10.00
Staff Training/Foundations	96%	100%	5	5.00
Staff Safety Checks	87%	71%	5	3.55
<b>Safety Sub-Total</b>			<b>20</b>	<b>18.55</b>
<b>CCI Permanency Outcomes</b>				
Placement Stability	89%	100%	15	15.00
<b>Permanency Sub-Total</b>			<b>15</b>	<b>15.00</b>
<b>CCI Well-Being Outcomes</b>				
EPSDT Medical Visits	92%	100%	4	4.00
EPSDT Dental Visits	85%	100%	4	4.00
Academic Supports	74%	93%	3	2.79
Provider ECEM Visits	76%	100%	7	7.00
Provider General Contacts	76%	93%	7	6.51
Placements with Siblings	38%	0%	Not Scored	Not Scored
Placements within Legal County	14%	0%	Not Scored	Not Scored
<b>Well-Being Sub-Total</b>			<b>25</b>	<b>24.30</b>
*Performance calculation descriptions can be found in the FY 2019 RBWO PBP Measurements and Standards Guide.				

<b>Monitoring &amp; Outcomes: Possible Points = 100</b>		<b>Points Earned = 93.80</b>	
<b>Score Before Incentives Credit</b>			<b>93.80%</b>
<b>Incentives Awarded</b>			<b>10.00 pts</b>
<b>PBP Verification</b>			<b>N/A pts</b>
<b>Total Score</b>			<b>103.80%</b>



**DHS, DFCS, Office of Provider Management**  
**Performance-Based Placement Measures**  
**RBWO Provider GA+SCORECARD - CCI**  
**Report Quarter: Q1 FY2020**



**Provider/Program Name: CHRIS 180 Inc. - Stephenson (605) - CCI**

Program Census Information:		# Children in Care During Quarter: 8	# Placements During Quarter: 8	# Children in Care On Last Day: 6
CCI Incentive Credits	Avg Performance All CCIs (Points)	Provider Performance (%)*	Possible Points (Weight)	Provider Points Earned
Early EPSDT Medical Visits		100%	2	2.00
Early EPSDT Dental Visits		100%	2	2.00
Permanency Contacts		0%	5	0.00
Additional Academic Supports		29%	2	0.58
HS Grad/GED/Prof or Trade Certificate/College		N/A	10/5/5/1	
EYSS Agreement		Not Eligible	5	
Community Connections		0%	4	0.00
Active Agency Accreditation		50%	4	2.00
Staff Clinical Licensure		10%	5	0.50
Behavior Management (threshold = 0)		100%	4	4.00
<b>Incentives Total</b>	<b>7.78</b>			<b>11.08</b>
Maximum total combined incentive credit allowed is 10 points.			<b>Incentives Awarded</b>	<b>10.00</b>

\*Performance calculation descriptions can be found in the FY 2019 RBWO PBP Measurements and Standards Guide.

**Child Protective Services Investigations and Dispositions**

The following investigations data, which is not used for scoring but is considered significant to a provider's performance, is from Georgia SHINES and is not considered final or complete until the end of the fiscal year.

Total Reports:	0
Number Screened In:	0
Number Screened Out:	0
Number Substantiated:	0
Number Unsubstantiated:	0
Number Active CPS Investigations:	0



# Performance-Based Placement Measures RBWO Provider GA+SCORECARD - CCI

Report Quarter: Q1 FY2020

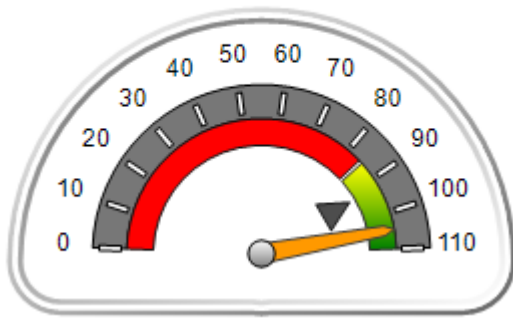
**Provider/Program Name: Christian City, Inc., dba Christian City Children's Village (Crossroads) - (585) - CCI**

7345 Red Oak Rd., Union City, GA 30291	Quarterly Scores (Grades)		Current Quarter Score (Grade)
Phone: 770-964-3309	Q1: 104.72 (A+)	Q2: N/A	<b>104.72%</b> <b>(A+)</b>
Vendor ID# 35284	Q3: N/A	Q4: N/A	
Program Census Information:	# Children in Care During Quarter: 6	# Placements During Quarter: 6	# Children in Care On Last Day: 3

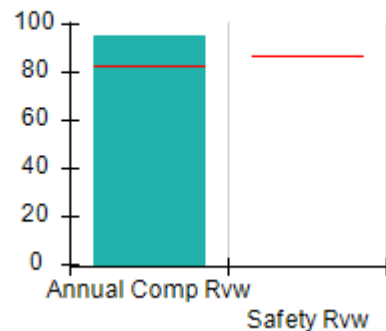
## Quarterly Provider Comparisons to All CCIs

▼ — indicates average for all CCIs

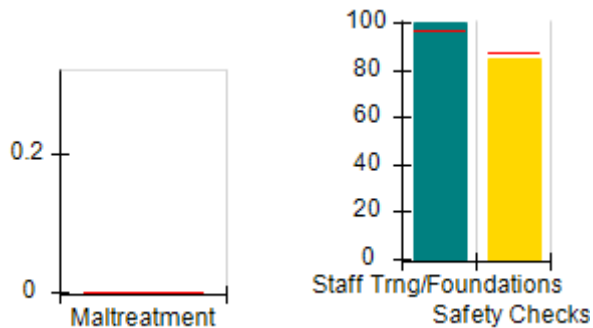
Overall Score (%)



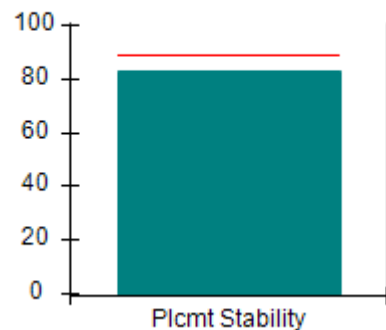
OPM Monitoring Reviews (%)



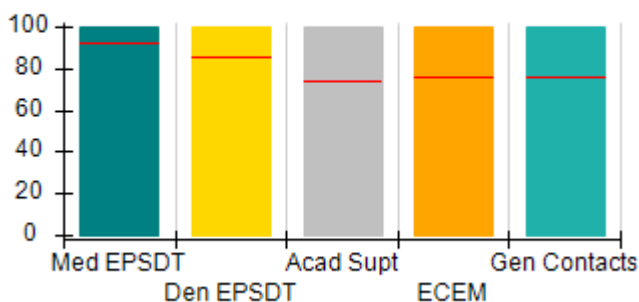
Safety Outcomes (%)



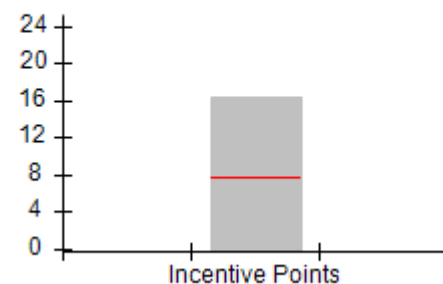
Permanency Outcomes (%)



Well-Being Outcomes (%)



Incentives Earned (Points)





DHS, DFCS, Office of Provider Management  
**Performance-Based Placement Measures**  
**RBWO Provider GA+SCORECARD - CCI**



Report Quarter: Q1 FY2020

<b>Provider/Program Name: Christian City, Inc., dba Christian City Children's Village (Crossroads) - (585) - CCI</b>				
7345 Red Oak Rd., Union City, GA 30291		Quarterly Scores (Grades)		Current Quarter Score (Grade)
Phone: 770-964-3309		Q1: 104.72 (A+)	Q2: N/A	<b>104.72% (A+)</b>
Vendor ID# 35284		Q3: N/A	Q4: N/A	
Program Census Information:		# Children in Care During Quarter: 6	# Placements During Quarter: 6	# Children in Care On Last Day: 3
	Avg Performance All CCIs (%)	Provider Performance (%)*	Possible Points (Weight)	Provider Points Earned
<b>OPM Monitoring Reviews</b>				
Annual Comprehensive Reviews	83%	95%	25	23.81
Safety Reviews	86%	Not Yet Conducted		
<b>Monitoring Sub-Total</b>			<b>25</b>	<b>23.81</b>
<b>CCI Safety Outcomes</b>				
Incidence of Maltreatment	0.00%	No Substantiated Reports	10	10.00
Staff Training/Foundations	96%	100%	5	5.00
Staff Safety Checks	87%	85%	5	4.25
<b>Safety Sub-Total</b>			<b>20</b>	<b>19.25</b>
<b>CCI Permanency Outcomes</b>				
Placement Stability	89%	83%	15	12.45
<b>Permanency Sub-Total</b>			<b>15</b>	<b>12.45</b>
<b>CCI Well-Being Outcomes</b>				
EPSDT Medical Visits	92%	100%	4	4.00
EPSDT Dental Visits	85%	100%	4	4.00
Academic Supports	74%	100%	3	3.00
Provider ECEM Visits	76%	100%	7	7.00
Provider General Contacts	76%	100%	7	7.00
Placements with Siblings	38%	100%	Not Scored	Not Scored
Placements within Legal County	14%	50%	Not Scored	Not Scored
<b>Well-Being Sub-Total</b>			<b>25</b>	<b>25.00</b>
*Performance calculation descriptions can be found in the FY 2019 RBWO PBP Measurements and Standards Guide.				

<b>Monitoring &amp; Outcomes: Possible Points = 85</b>		<b>Points Earned = 80.51</b>	
<b>Score Before Incentives Credit</b>			<b>94.72%</b>
<b>Incentives Awarded</b>			<b>10.00 pts</b>
<b>PBP Verification</b>			<b>N/A pts</b>
<b>Total Score</b>			<b>104.72%</b>



**DHS, DFCS, Office of Provider Management**  
**Performance-Based Placement Measures**  
**RBWO Provider GA+SCORECARD - CCI**



**Report Quarter: Q1 FY2020**

**Provider/Program Name: Christian City, Inc., dba Christian City Children's Village (Crossroads) - (585) - CCI**

Program Census Information:		# Children in Care During Quarter: 6	# Placements During Quarter: 6	# Children in Care On Last Day: 3
CCI Incentive Credits	Avg Performance All CCIs (Points)	Provider Performance (%)*	Possible Points (Weight)	Provider Points Earned
Early EPSDT Medical Visits		100%	2	2.00
Early EPSDT Dental Visits		100%	2	2.00
Permanency Contacts		100%	5	5.00
Additional Academic Supports		67%	2	1.34
HS Grad/GED/Prof or Trade Certificate/College		N/A	10/5/5/1	
EYSS Agreement		Not Eligible	5	
Community Connections		0%	4	0.00
Active Agency Accreditation		50%	4	2.00
Staff Clinical Licensure		0%	5	0.00
Behavior Management (threshold = 0)		100%	4	4.00
<b>Incentives Total</b>	<b>7.78</b>			<b>16.34</b>
Maximum total combined incentive credit allowed is 10 points.			<b>Incentives Awarded</b>	<b>10.00</b>

\*Performance calculation descriptions can be found in the FY 2019 RBWO PBP Measurements and Standards Guide.

### Child Protective Services Investigations and Dispositions

The following investigations data, which is not used for scoring but is considered significant to a provider's performance, is from Georgia SHINES and is not considered final or complete until the end of the fiscal year.

Total Reports:	0
Number Screened In:	0
Number Screened Out:	0
Number Substantiated:	0
Number Unsubstantiated:	0
Number Active CPS Investigations:	0



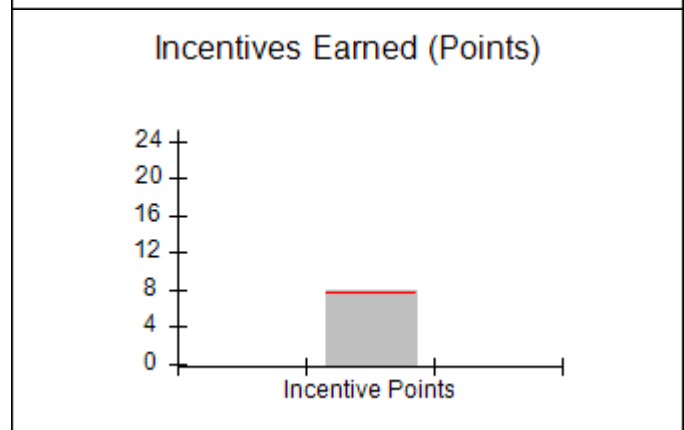
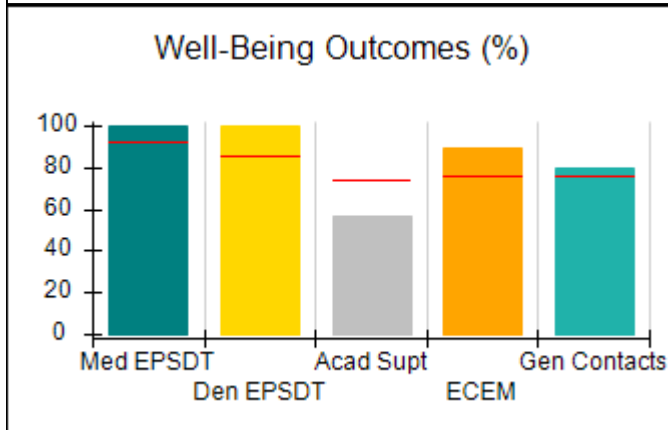
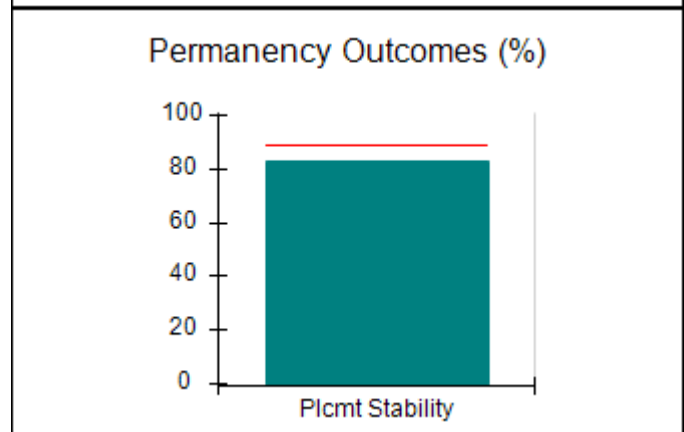
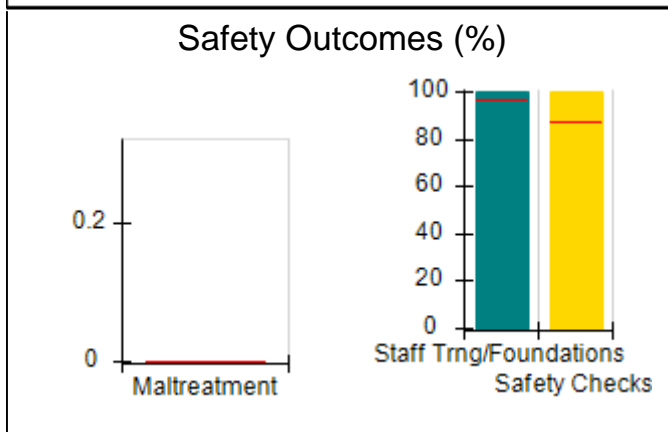
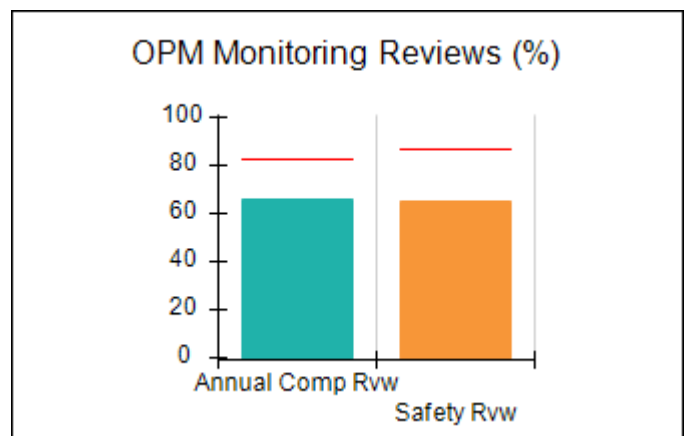
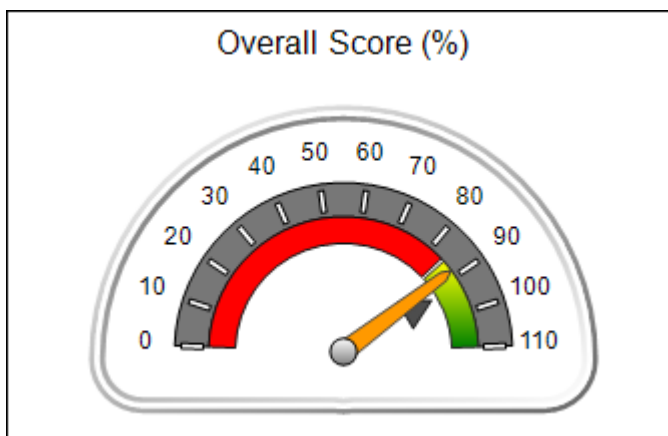


**DHS, DFCS, Office of Provider Management**  
**Performance-Based Placement Measures**  
**RBWO Provider GA+SCORECARD - CCI**  
**Report Quarter: Q1 FY2020**



<b>Provider/Program Name: Community Growth Children's Academy - (5169) - CCI</b>			
<b>344 Roberts Road, Barnesville, GA 30204</b>	<b>Quarterly Scores (Grades)</b>		<b>Current Quarter Score (Grade)</b>
<b>Phone: 770-584-6276</b>	<b>Q1: 88.20 (B+)</b>	<b>Q2: N/A</b>	<b>88.20%</b> <b>(B+)</b>
<b>Vendor ID# 116932</b>	<b>Q3: N/A</b>	<b>Q4: N/A</b>	
<b>Program Census Information:</b>	<b># Children in Care During Quarter: 6</b>	<b># Placements During Quarter: 7</b>	<b># Children in Care On Last Day: 2</b>
<b>Quarterly Provider Comparisons to All CCIs</b>			

▼ — indicates average for all CCIs





DHS, DFCS, Office of Provider Management  
**Performance-Based Placement Measures**  
**RBWO Provider GA+SCORECARD - CCI**  
 Report Quarter: Q1 FY2020



<b>Provider/Program Name: Community Growth Children's Academy - (5169) - CCI</b>				
344 Roberts Road, Barnesville, GA 30204		Quarterly Scores (Grades)		Current Quarter Score (Grade)
Phone: 770-584-6276		Q1: 88.20 (B+)	Q2: N/A	<b>88.20%</b> <b>(B+)</b>
Vendor ID# 116932		Q3: N/A	Q4: N/A	
Program Census Information:		# Children in Care During Quarter: 6	# Placements During Quarter: 7	# Children in Care On Last Day: 2
	Avg Performance All CCIs (%)	Provider Performance (%)*	Possible Points (Weight)	Provider Points Earned
<b>OPM Monitoring Reviews</b>				
Annual Comprehensive Reviews	83%	66%	25	16.46
Safety Reviews	86%	65%	15	9.75
<b>Monitoring Sub-Total</b>			<b>40</b>	<b>26.21</b>
<b>CCI Safety Outcomes</b>				
Incidence of Maltreatment	0.00%	No Substantiated Reports	10	10.00
Staff Training/Foundations	96%	100%	5	5.00
Staff Safety Checks	87%	100%	5	5.00
<b>Safety Sub-Total</b>			<b>20</b>	<b>20.00</b>
<b>CCI Permanency Outcomes</b>				
Placement Stability	89%	83%	15	12.45
<b>Permanency Sub-Total</b>			<b>15</b>	<b>12.45</b>
<b>CCI Well-Being Outcomes</b>				
EPSDT Medical Visits	92%	100%	4	4.00
EPSDT Dental Visits	85%	100%	4	4.00
Academic Supports	74%	57%	3	1.71
Provider ECEM Visits	76%	89%	7	6.23
Provider General Contacts	76%	80%	7	5.60
Placements with Siblings	38%	0%	Not Scored	Not Scored
Placements within Legal County	14%	0%	Not Scored	Not Scored
<b>Well-Being Sub-Total</b>			<b>25</b>	<b>21.54</b>
*Performance calculation descriptions can be found in the FY 2019 RBWO PBP Measurements and Standards Guide.				

<b>Monitoring &amp; Outcomes: Possible Points = 100</b>		<b>Points Earned = 80.20</b>	
<b>Score Before Incentives Credit</b>			<b>80.20%</b>
<b>Incentives Awarded</b>			<b>8.00 pts</b>
<b>PBP Verification</b>			<b>N/A pts</b>
<b>Total Score</b>			<b>88.20%</b>



DHS, DFCS, Office of Provider Management  
**Performance-Based Placement Measures**  
**RBWO Provider GA+SCORECARD - CCI**  
Report Quarter: Q1 FY2020



**Provider/Program Name: Community Growth Children's Academy - (5169) - CCI**

Program Census Information:		# Children in Care During Quarter: 6	# Placements During Quarter: 7	# Children in Care On Last Day: 2
CCI Incentive Credits	Avg Performance All CCIs (Points)	Provider Performance (%)*	Possible Points (Weight)	Provider Points Earned
Early EPSDT Medical Visits		100%	2	2.00
Early EPSDT Dental Visits		100%	2	2.00
Permanency Contacts		None Planned	5	
Additional Academic Supports		0%	2	0.00
HS Grad/GED/Prof or Trade Certificate/College		N/A	10/5/5/1	
EYSS Agreement		Not Eligible	5	
Community Connections		0%	4	0.00
Active Agency Accreditation		0%	4	0.00
Staff Clinical Licensure		0%	5	0.00
Behavior Management (threshold = 0)		100%	4	4.00
<b>Incentives Total</b>	<b>7.78</b>			<b>8.00</b>
Maximum total combined incentive credit allowed is 10 points.			<b>Incentives Awarded</b>	<b>8.00</b>

\*Performance calculation descriptions can be found in the FY 2019 RBWO PBP Measurements and Standards Guide.

**Child Protective Services Investigations and Dispositions**

The following investigations data, which is not used for scoring but is considered significant to a provider's performance, is from Georgia SHINES and is not considered final or complete until the end of the fiscal year.

Total Reports:	0
Number Screened In:	0
Number Screened Out:	0
Number Substantiated:	0
Number Unsubstantiated:	0
Number Active CPS Investigations:	0



DHS, DFCS, Office of Provider Management  
**Performance-Based Placement Measures**  
**RBWO Provider GA+SCORECARD - CCI**  
Report Quarter: Q1 FY2020



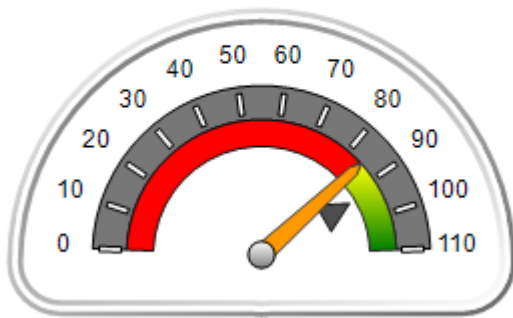
**Provider/Program Name: Continuous Growth - (5346) - CCI**

4015 Fleming Road, Albany, GA 31705	Quarterly Scores (Grades)		Current Quarter Score (Grade)
Phone: 404-479-1378	Q1: 84.81 (B)	Q2: N/A	<b>84.81%</b> <b>(B)</b>
Vendor ID# 159952	Q3: N/A	Q4: N/A	
Program Census Information:	# Children in Care During Quarter: 4	# Placements During Quarter: 4	# Children in Care On Last Day: 3

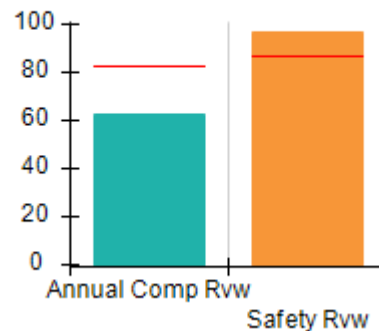
**Quarterly Provider Comparisons to All CCIs**

▼ — indicates average for all CCIs

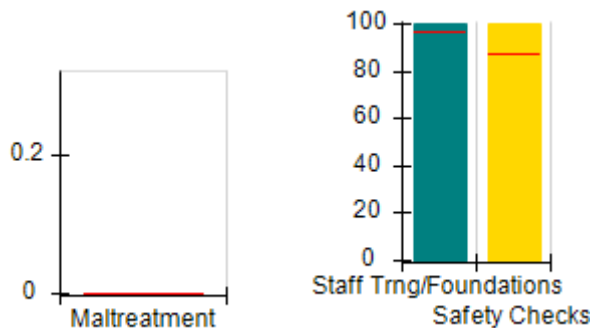
Overall Score (%)



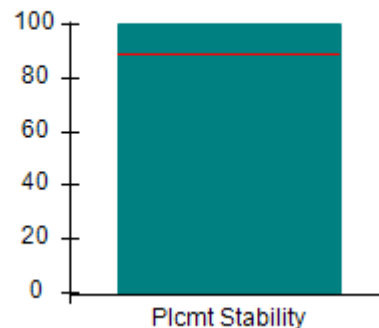
OPM Monitoring Reviews (%)



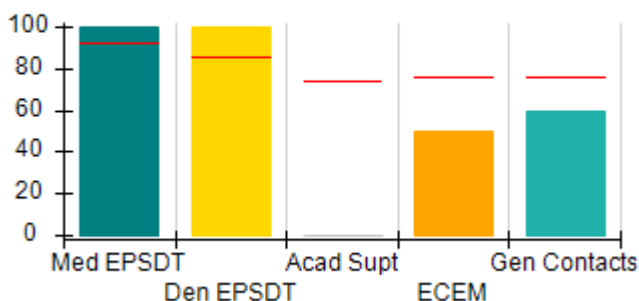
Safety Outcomes (%)



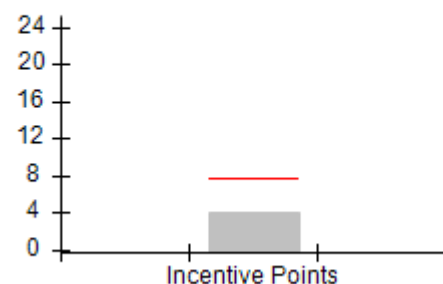
Permanency Outcomes (%)



Well-Being Outcomes (%)



Incentives Earned (Points)





DHS, DFCS, Office of Provider Management  
**Performance-Based Placement Measures**  
**RBWO Provider GA+SCORECARD - CCI**  
**Report Quarter: Q1 FY2020**



<b>Provider/Program Name: Continuous Growth - (5346) - CCI</b>				
4015 Fleming Road, Albany, GA 31705		Quarterly Scores (Grades)		Current Quarter Score (Grade)
Phone: 404-479-1378		Q1: 84.81 (B)	Q2: N/A	<b>84.81%</b> <b>(B)</b>
Vendor ID# 159952		Q3: N/A	Q4: N/A	
Program Census Information:		# Children in Care During Quarter: 4	# Placements During Quarter: 4	# Children in Care On Last Day: 3
	Avg Performance All CCIs (%)	Provider Performance (%)*	Possible Points (Weight)	Provider Points Earned
<b>OPM Monitoring Reviews</b>				
Annual Comprehensive Reviews	83%	62%	25	15.61
Safety Reviews	86%	97%	15	14.50
<b>Monitoring Sub-Total</b>			<b>40</b>	<b>30.11</b>
<b>CCI Safety Outcomes</b>				
Incidence of Maltreatment	0.00%	No Substantiated Reports	10	10.00
Staff Training/Foundations	96%	100%	5	5.00
Staff Safety Checks	87%	100%	5	5.00
<b>Safety Sub-Total</b>			<b>20</b>	<b>20.00</b>
<b>CCI Permanency Outcomes</b>				
Placement Stability	89%	100%	15	15.00
<b>Permanency Sub-Total</b>			<b>15</b>	<b>15.00</b>
<b>CCI Well-Being Outcomes</b>				
EPSDT Medical Visits	92%	100%	4	4.00
EPSDT Dental Visits	85%	100%	4	4.00
Academic Supports	74%	0%	3	0.00
Provider ECEM Visits	76%	50%	7	3.50
Provider General Contacts	76%	60%	7	4.20
Placements with Siblings	38%	100%	Not Scored	Not Scored
Placements within Legal County	14%	0%	Not Scored	Not Scored
<b>Well-Being Sub-Total</b>			<b>25</b>	<b>15.70</b>
*Performance calculation descriptions can be found in the FY 2019 RBWO PBP Measurements and Standards Guide.				

<b>Monitoring &amp; Outcomes: Possible Points = 100</b>		<b>Points Earned = 80.81</b>	
<b>Score Before Incentives Credit</b>			<b>80.81%</b>
<b>Incentives Awarded</b>			<b>4.00 pts</b>
<b>PBP Verification</b>			<b>N/A pts</b>
<b>Total Score</b>			<b>84.81%</b>



DHS, DFCS, Office of Provider Management  
**Performance-Based Placement Measures**  
**RBWO Provider GA+SCORECARD - CCI**  
Report Quarter: Q1 FY2020



**Provider/Program Name: Continuous Growth - (5346) - CCI**

Program Census Information:		# Children in Care During Quarter: 4	# Placements During Quarter: 4	# Children in Care On Last Day: 3
CCI Incentive Credits	Avg Performance All CCIs (Points)	Provider Performance (%)*	Possible Points (Weight)	Provider Points Earned
Early EPSDT Medical Visits		Not Eligible	2	
Early EPSDT Dental Visits		Not Eligible	2	
Permanency Contacts		0%	5	0.00
Additional Academic Supports		0%	2	0.00
HS Grad/GED/Prof or Trade Certificate/College		N/A	10/5/5/1	
EYSS Agreement		Not Eligible	5	
Community Connections		Not Eligible	4	
Active Agency Accreditation		0%	4	0.00
Staff Clinical Licensure		0%	5	0.00
Behavior Management (threshold = 0)		100%	4	4.00
<b>Incentives Total</b>	<b>7.78</b>			<b>4.00</b>
Maximum total combined incentive credit allowed is 10 points.			<b>Incentives Awarded</b>	<b>4.00</b>

\*Performance calculation descriptions can be found in the FY 2019 RBWO PBP Measurements and Standards Guide.

**Child Protective Services Investigations and Dispositions**

The following investigations data, which is not used for scoring but is considered significant to a provider's performance, is from Georgia SHINES and is not considered final or complete until the end of the fiscal year.

Total Reports:	0
Number Screened In:	0
Number Screened Out:	0
Number Substantiated:	0
Number Unsubstantiated:	0
Number Active CPS Investigations:	0



**DHS, DFCS, Office of Provider Management**  
**Performance-Based Placement Measures**  
**RBWO Provider GA+SCORECARD - CCI**  
**Report Quarter: Q1 FY2020**



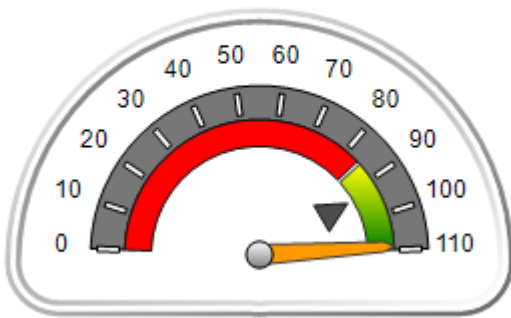
**Provider/Program Name: Deloach Group Home - (619) - CCI**

282 Anchor Rd., Ludowici, GA 31316	Quarterly Scores (Grades)		Current Quarter Score (Grade)
Phone: 912-545-9458	Q1: 109.02 (A+)	Q2: N/A	<b>109.02%</b> <b>(A+)</b>
Vendor ID# 35304	Q3: N/A	Q4: N/A	
Program Census Information:	# Children in Care During Quarter: 15	# Placements During Quarter: 15	# Children in Care On Last Day: 12

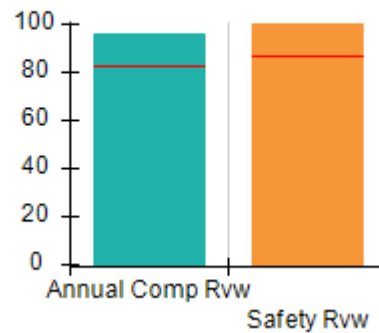
**Quarterly Provider Comparisons to All CCIs**

▼ — indicates average for all CCIs

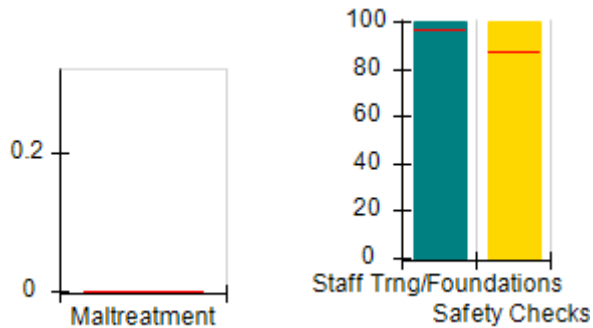
**Overall Score (%)**



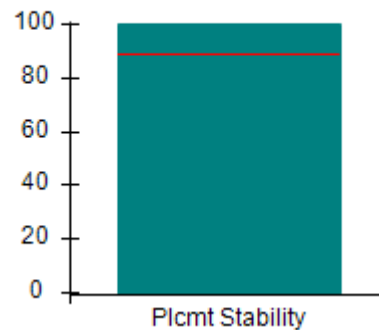
**OPM Monitoring Reviews (%)**



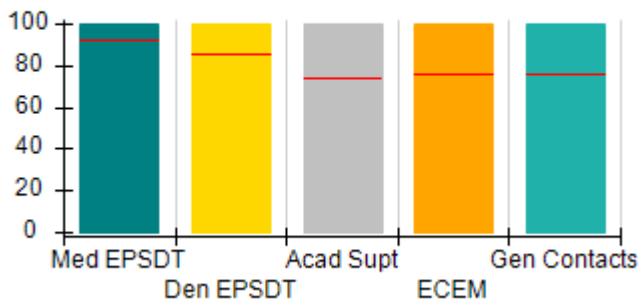
**Safety Outcomes (%)**



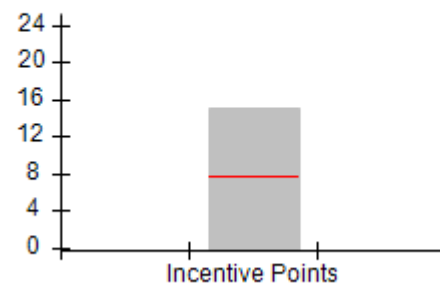
**Permanency Outcomes (%)**



**Well-Being Outcomes (%)**



**Incentives Earned (Points)**





DHS, DFCS, Office of Provider Management  
**Performance-Based Placement Measures**  
**RBWO Provider GA+SCORECARD - CCI**  
 Report Quarter: Q1 FY2020



<b>Provider/Program Name: Deloach Group Home - (619) - CCI</b>				
282 Anchor Rd., Ludowici, GA 31316		Quarterly Scores (Grades)		Current Quarter Score (Grade)
Phone: 912-545-9458		Q1: 109.02 (A+)	Q2: N/A	<b>109.02%</b> <b>(A+)</b>
Vendor ID# 35304		Q3: N/A	Q4: N/A	
Program Census Information:		# Children in Care During Quarter: 15	# Placements During Quarter: 15	# Children in Care On Last Day: 12
	Avg Performance All CCIs (%)	Provider Performance (%)*	Possible Points (Weight)	Provider Points Earned
<b>OPM Monitoring Reviews</b>				
Annual Comprehensive Reviews	83%	96%	25	24.02
Safety Reviews	86%	100%	15	15.00
<b>Monitoring Sub-Total</b>			<b>40</b>	<b>39.02</b>
<b>CCI Safety Outcomes</b>				
Incidence of Maltreatment	0.00%	No Substantiated Reports	10	10.00
Staff Training/Foundations	96%	100%	5	5.00
Staff Safety Checks	87%	100%	5	5.00
<b>Safety Sub-Total</b>			<b>20</b>	<b>20.00</b>
<b>CCI Permanency Outcomes</b>				
Placement Stability	89%	100%	15	15.00
<b>Permanency Sub-Total</b>			<b>15</b>	<b>15.00</b>
<b>CCI Well-Being Outcomes</b>				
EPSDT Medical Visits	92%	100%	4	4.00
EPSDT Dental Visits	85%	100%	4	4.00
Academic Supports	74%	100%	3	3.00
Provider ECEM Visits	76%	100%	7	7.00
Provider General Contacts	76%	100%	7	7.00
Placements with Siblings	38%	0%	Not Scored	Not Scored
Placements within Legal County	14%	0%	Not Scored	Not Scored
<b>Well-Being Sub-Total</b>			<b>25</b>	<b>25.00</b>
*Performance calculation descriptions can be found in the FY 2019 RBWO PBP Measurements and Standards Guide.				

<b>Monitoring &amp; Outcomes: Possible Points = 100</b>		<b>Points Earned = 99.02</b>	
<b>Score Before Incentives Credit</b>			<b>99.02%</b>
<b>Incentives Awarded</b>			<b>10.00 pts</b>
<b>PBP Verification</b>			<b>N/A pts</b>
<b>Total Score</b>			<b>109.02%</b>





DHS, DFCS, Office of Provider Management  
**Performance-Based Placement Measures**  
**RBWO Provider GA+SCORECARD - CCI**  
Report Quarter: Q1 FY2020



**Provider/Program Name: Deloach Group Home - (619) - CCI**

Program Census Information:		# Children in Care During Quarter: 15	# Placements During Quarter: 15	# Children in Care On Last Day: 12
CCI Incentive Credits	Avg Performance All CCIs (Points)	Provider Performance (%)*	Possible Points (Weight)	Provider Points Earned
Early EPSDT Medical Visits		100%	2	2.00
Early EPSDT Dental Visits		100%	2	2.00
Permanency Contacts		36%	5	1.80
Additional Academic Supports		65%	2	1.30
HS Grad/GED/Prof or Trade Certificate/College		N/A	10/5/5/1	
EYSS Agreement		Not Eligible	5	
Community Connections		100%	4	4.00
Active Agency Accreditation		0%	4	0.00
Staff Clinical Licensure		0%	5	0.00
Behavior Management (threshold = 0)		100%	4	4.00
<b>Incentives Total</b>	<b>7.78</b>			<b>15.10</b>
Maximum total combined incentive credit allowed is 10 points.			<b>Incentives Awarded</b>	<b>10.00</b>

\*Performance calculation descriptions can be found in the FY 2019 RBWO PBP Measurements and Standards Guide.

**Child Protective Services Investigations and Dispositions**

The following investigations data, which is not used for scoring but is considered significant to a provider's performance, is from Georgia SHINES and is not considered final or complete until the end of the fiscal year.

Total Reports:	0
Number Screened In:	0
Number Screened Out:	0
Number Substantiated:	0
Number Unsubstantiated:	0
Number Active CPS Investigations:	0



DHS, DFCS, Office of Provider Management

## Performance-Based Placement Measures

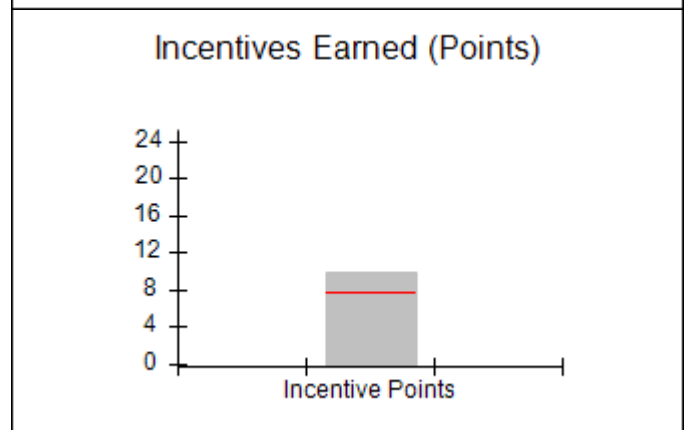
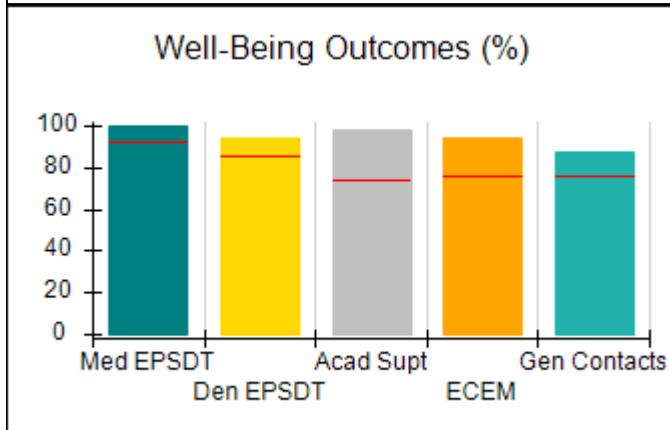
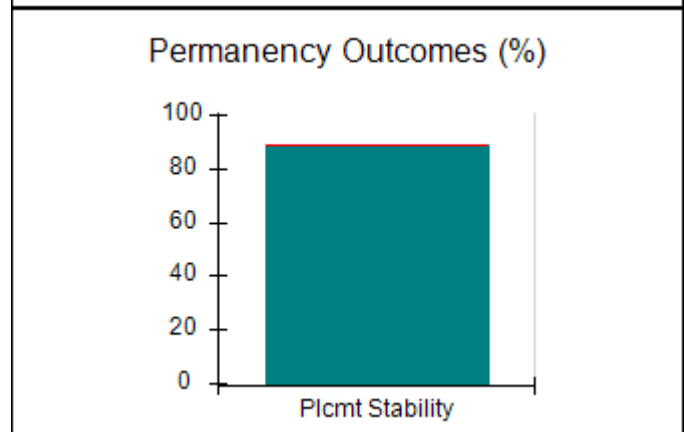
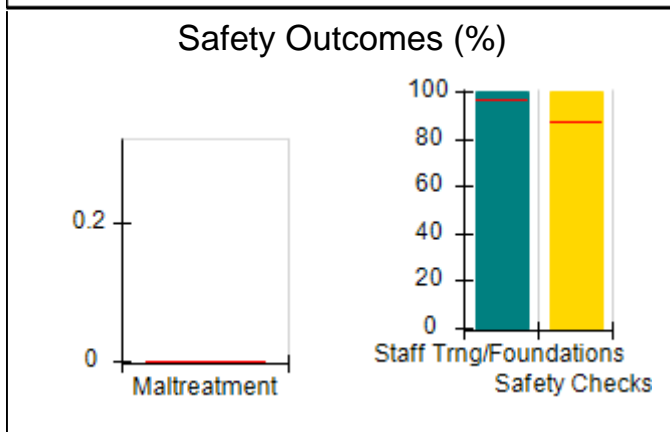
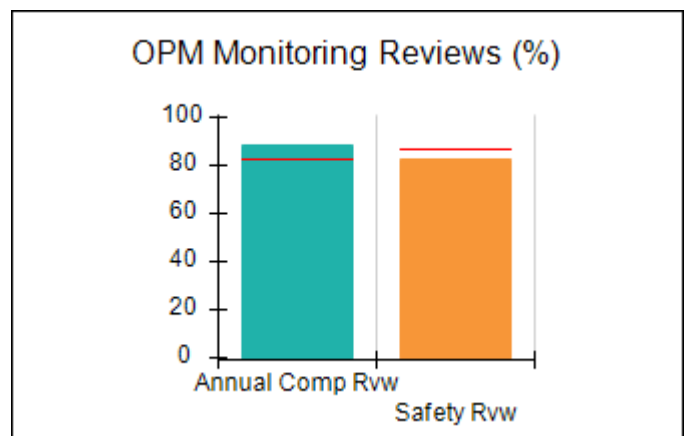
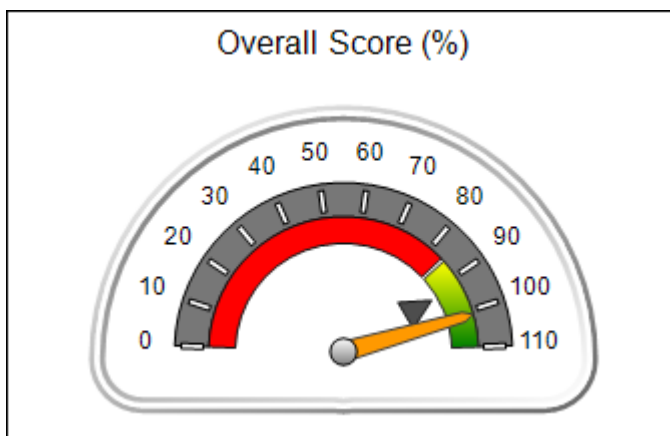
### RBWO Provider GA+SCORECARD - CCI

Report Quarter: Q1 FY2020



Provider/Program Name: Devereux GA Treatment Network - MAAC Plus (5134) - CCI			
1291 Stanley Road, Kennesaw, GA 30512	Quarterly Scores (Grades)		Current Quarter Score (Grade)
Phone: 770-738-2644	Q1: 101.24 (A+)	Q2: N/A	101.24% (A+)
Vendor ID# 114150	Q3: N/A	Q4: N/A	
Program Census Information:	# Children in Care During Quarter: 28	# Placements During Quarter: 28	# Children in Care On Last Day: 15
Quarterly Provider Comparisons to All CCIs			

▼ indicates average for all CCIs





DHS, DFCS, Office of Provider Management  
**Performance-Based Placement Measures**  
**RBWO Provider GA+SCORECARD - CCI**  
**Report Quarter: Q1 FY2020**



<b>Provider/Program Name: Devereux GA Treatment Network - MAAC Plus (5134) - CCI</b>				
1291 Stanley Road, Kennesaw, GA 30512		Quarterly Scores (Grades)		Current Quarter Score (Grade)
Phone: 770-738-2644		Q1: 101.24 (A+)	Q2: N/A	<b>101.24%</b> <b>(A+)</b>
Vendor ID# 114150		Q3: N/A	Q4: N/A	
Program Census Information:		# Children in Care During Quarter: 28	# Placements During Quarter: 28	# Children in Care On Last Day: 15
	Avg Performance All CCIs (%)	Provider Performance (%)*	Possible Points (Weight)	Provider Points Earned
<b>OPM Monitoring Reviews</b>				
Annual Comprehensive Reviews	83%	89%	25	22.18
Safety Reviews	86%	83%	15	12.38
<b>Monitoring Sub-Total</b>			<b>40</b>	<b>34.56</b>
<b>CCI Safety Outcomes</b>				
Incidence of Maltreatment	0.00%	No Substantiated Reports	10	10.00
Staff Training/Foundations	96%	100%	5	5.00
Staff Safety Checks	87%	100%	5	5.00
<b>Safety Sub-Total</b>			<b>20</b>	<b>20.00</b>
<b>CCI Permanency Outcomes</b>				
Placement Stability	89%	89%	15	13.35
<b>Permanency Sub-Total</b>			<b>15</b>	<b>13.35</b>
<b>CCI Well-Being Outcomes</b>				
EPSDT Medical Visits	92%	100%	4	4.00
EPSDT Dental Visits	85%	94%	4	3.76
Academic Supports	74%	98%	3	2.94
Provider ECEM Visits	76%	94%	7	6.58
Provider General Contacts	76%	87%	7	6.09
Placements with Siblings	38%	0%	Not Scored	Not Scored
Placements within Legal County	14%	0%	Not Scored	Not Scored
<b>Well-Being Sub-Total</b>			<b>25</b>	<b>23.37</b>
*Performance calculation descriptions can be found in the FY 2019 RBWO PBP Measurements and Standards Guide.				

<b>Monitoring &amp; Outcomes: Possible Points = 100</b>		<b>Points Earned = 91.28</b>	
<b>Score Before Incentives Credit</b>			<b>91.28%</b>
<b>Incentives Awarded</b>			<b>9.96 pts</b>
<b>PBP Verification</b>			<b>N/A pts</b>
<b>Total Score</b>			<b>101.24%</b>



**DHS, DFCS, Office of Provider Management**  
**Performance-Based Placement Measures**  
**RBWO Provider GA+SCORECARD - CCI**  
**Report Quarter: Q1 FY2020**



**Provider/Program Name: Devereux GA Treatment Network - MAAC Plus (5134) - CCI**

Program Census Information:		# Children in Care During Quarter: 28	# Placements During Quarter: 28	# Children in Care On Last Day: 15
CCI Incentive Credits	Avg Performance All CCIs (Points)	Provider Performance (%)*	Possible Points (Weight)	Provider Points Earned
Early EPSDT Medical Visits		100%	2	2.00
Early EPSDT Dental Visits		83%	2	1.66
Permanency Contacts		80%	5	4.00
Additional Academic Supports		15%	2	0.30
HS Grad/GED/Prof or Trade Certificate/College		N/A	10/5/5/1	
EYSS Agreement		Not Eligible	5	
Community Connections		0%	4	0.00
Active Agency Accreditation		50%	4	2.00
Staff Clinical Licensure		0%	5	0.00
Behavior Management (threshold = 0)		0%	4	0.00
<b>Incentives Total</b>	<b>7.78</b>			<b>9.96</b>
Maximum total combined incentive credit allowed is 10 points.			<b>Incentives Awarded</b>	<b>9.96</b>

\*Performance calculation descriptions can be found in the FY 2019 RBWO PBP Measurements and Standards Guide.

**Child Protective Services Investigations and Dispositions**

The following investigations data, which is not used for scoring but is considered significant to a provider's performance, is from Georgia SHINES and is not considered final or complete until the end of the fiscal year.

Total Reports:	1
Number Screened In:	0
Number Screened Out:	1
Number Substantiated:	0
Number Unsubstantiated:	0
Number Active CPS Investigations:	0



**DHS, DFCS, Office of Provider Management**  
**Performance-Based Placement Measures**  
**RBWO Provider GA+SCORECARD - CCI**  
**Report Quarter: Q1 FY2020**



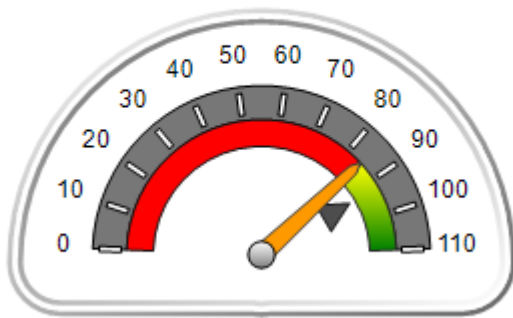
**Provider/Program Name: Elite Residential Care Home, LLC - (5327) - CCI**

25 Patch Dr., Columbus, GA 31903	Quarterly Scores (Grades)		Current Quarter Score (Grade)
Phone: 706-221-2970	Q1: 84.48 (B)	Q2: N/A	<b>84.48%</b> <b>(B)</b>
Vendor ID# 155008	Q3: N/A	Q4: N/A	
Program Census Information:	# Children in Care During Quarter: 9	# Placements During Quarter: 9	# Children in Care On Last Day: 4

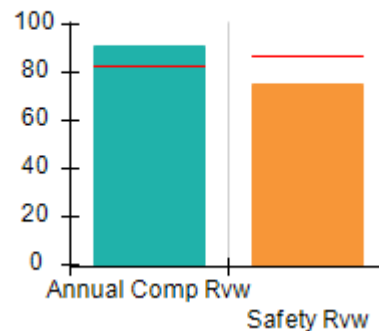
**Quarterly Provider Comparisons to All CCIs**

▼ — indicates average for all CCIs

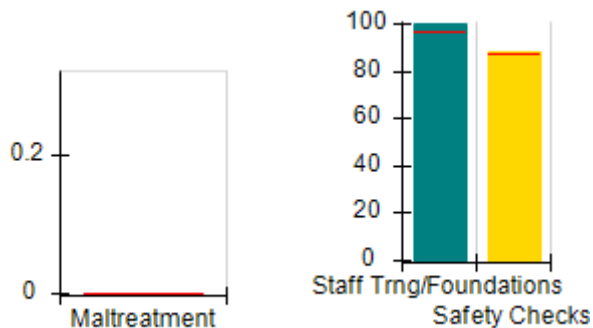
**Overall Score (%)**



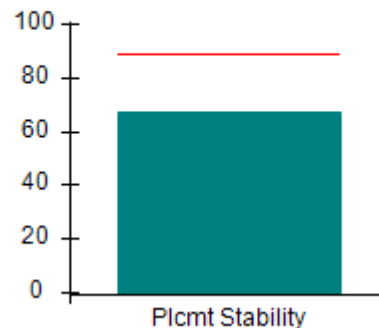
**OPM Monitoring Reviews (%)**



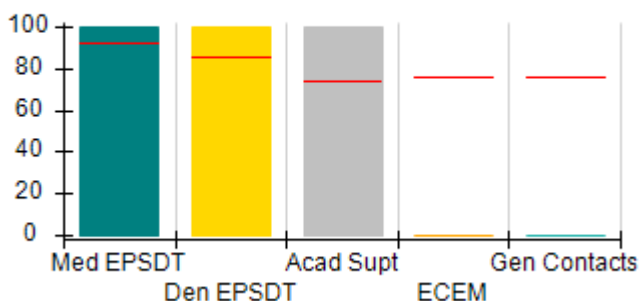
**Safety Outcomes (%)**



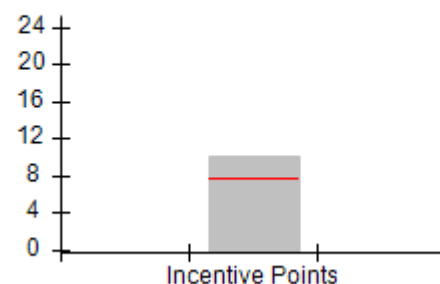
**Permanency Outcomes (%)**



**Well-Being Outcomes (%)**



**Incentives Earned (Points)**





DHS, DFCS, Office of Provider Management  
**Performance-Based Placement Measures**  
**RBWO Provider GA+SCORECARD - CCI**  
**Report Quarter: Q1 FY2020**



<b>Provider/Program Name: Elite Residential Care Home, LLC - (5327) - CCI</b>				
25 Patch Dr., Columbus, GA 31903		Quarterly Scores (Grades)		Current Quarter Score (Grade)
Phone: 706-221-2970		Q1: 84.48 (B)	Q2: N/A	<b>84.48%</b> <b>(B)</b>
Vendor ID# 155008		Q3: N/A	Q4: N/A	
Program Census Information:		# Children in Care During Quarter: 9	# Placements During Quarter: 9	# Children in Care On Last Day: 4
	Avg Performance All CCIs (%)	Provider Performance (%)*	Possible Points (Weight)	Provider Points Earned
<b>OPM Monitoring Reviews</b>				
Annual Comprehensive Reviews	83%	91%	25	22.78
Safety Reviews	86%	75%	15	11.25
<b>Monitoring Sub-Total</b>			<b>40</b>	<b>34.03</b>
<b>CCI Safety Outcomes</b>				
Incidence of Maltreatment	0.00%	No Substantiated Reports	10	10.00
Staff Training/Foundations	96%	100%	5	5.00
Staff Safety Checks	87%	88%	5	4.40
<b>Safety Sub-Total</b>			<b>20</b>	<b>19.40</b>
<b>CCI Permanency Outcomes</b>				
Placement Stability	89%	67%	15	10.05
<b>Permanency Sub-Total</b>			<b>15</b>	<b>10.05</b>
<b>CCI Well-Being Outcomes</b>				
EPSDT Medical Visits	92%	100%	4	4.00
EPSDT Dental Visits	85%	100%	4	4.00
Academic Supports	74%	100%	3	3.00
Provider ECEM Visits	76%	0%	7	0.00
Provider General Contacts	76%	0%	7	0.00
Placements with Siblings	38%	0%	Not Scored	Not Scored
Placements within Legal County	14%	0%	Not Scored	Not Scored
<b>Well-Being Sub-Total</b>			<b>25</b>	<b>11.00</b>
*Performance calculation descriptions can be found in the FY 2019 RBWO PBP Measurements and Standards Guide.				

<b>Monitoring &amp; Outcomes: Possible Points = 100</b>		<b>Points Earned = 74.48</b>	
<b>Score Before Incentives Credit</b>			<b>74.48%</b>
<b>Incentives Awarded</b>			<b>10.00 pts</b>
<b>PBP Verification</b>			<b>N/A pts</b>
<b>Total Score</b>			<b>84.48%</b>



**DHS, DFCS, Office of Provider Management**  
**Performance-Based Placement Measures**  
**RBWO Provider GA+SCORECARD - CCI**  
**Report Quarter: Q1 FY2020**



**Provider/Program Name: Elite Residential Care Home, LLC - (5327) - CCI**

Program Census Information:		# Children in Care During Quarter: 9	# Placements During Quarter: 9	# Children in Care On Last Day: 4
CCI Incentive Credits	Avg Performance All CCIs (Points)	Provider Performance (%)*	Possible Points (Weight)	Provider Points Earned
Early EPSDT Medical Visits		Not Eligible	2	
Early EPSDT Dental Visits		Not Eligible	2	
Permanency Contacts		None Planned	5	
Additional Academic Supports		100%	2	2.00
HS Grad/GED/Prof or Trade Certificate/College		N/A	10/5/5/1	
EYSS Agreement		Not Eligible	5	
Community Connections		100%	4	4.00
Active Agency Accreditation		0%	4	0.00
Staff Clinical Licensure		0%	5	0.00
Behavior Management (threshold = 0)		100%	4	4.00
<b>Incentives Total</b>	<b>7.78</b>			<b>10.00</b>
Maximum total combined incentive credit allowed is 10 points.			<b>Incentives Awarded</b>	<b>10.00</b>

\*Performance calculation descriptions can be found in the FY 2019 RBWO PBP Measurements and Standards Guide.

**Child Protective Services Investigations and Dispositions**

The following investigations data, which is not used for scoring but is considered significant to a provider's performance, is from Georgia SHINES and is not considered final or complete until the end of the fiscal year.

Total Reports:	0
Number Screened In:	0
Number Screened Out:	0
Number Substantiated:	0
Number Unsubstantiated:	0
Number Active CPS Investigations:	0



**DHS, DFCS, Office of Provider Management**  
**Performance-Based Placement Measures**  
**RBWO Provider GA+SCORECARD - CCI**  
**Report Quarter: Q1 FY2020**



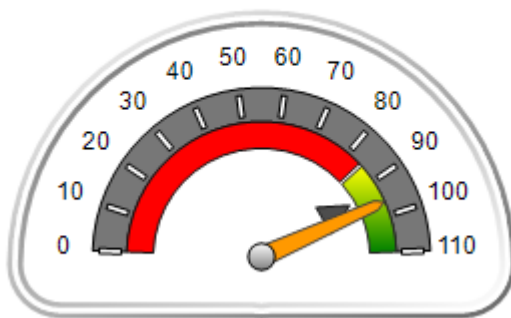
**Provider/Program Name: Elks Aidmore Children's Center - (628) - CCI**

2394 Morrison Rd., Conyers, GA 30094	Quarterly Scores (Grades)		Current Quarter Score (Grade)
Phone: 770-483-3535	Q1: 96.22 (A)	Q2: N/A	<b>96.22%</b> <b>(A)</b>
Vendor ID# 35321	Q3: N/A	Q4: N/A	
Program Census Information:	# Children in Care During Quarter: 21	# Placements During Quarter: 21	# Children in Care On Last Day: 10

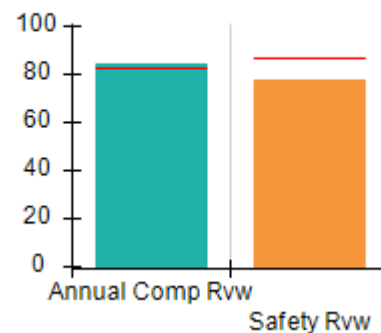
**Quarterly Provider Comparisons to All CCIs**

▼ — indicates average for all CCIs

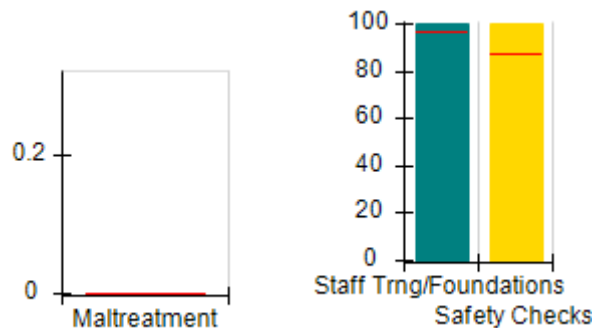
**Overall Score (%)**



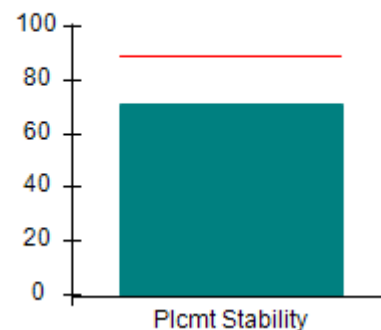
**OPM Monitoring Reviews (%)**



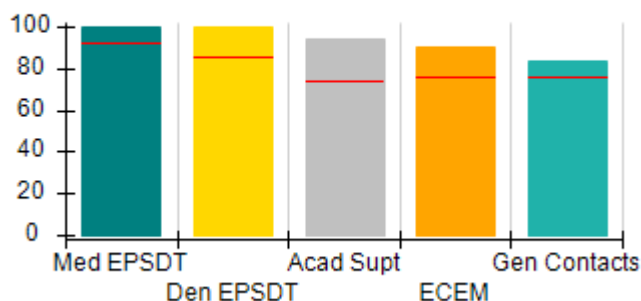
**Safety Outcomes (%)**



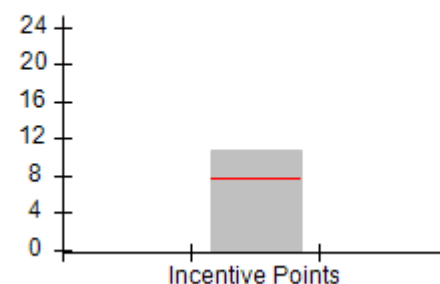
**Permanency Outcomes (%)**



**Well-Being Outcomes (%)**



**Incentives Earned (Points)**







DHS, DFCS, Office of Provider Management  
**Performance-Based Placement Measures**  
**RBWO Provider GA+SCORECARD - CCI**  
 Report Quarter: Q1 FY2020



<b>Provider/Program Name: Elks Aidmore Children's Center - (628) - CCI</b>				
2394 Morrison Rd., Conyers, GA 30094		Quarterly Scores (Grades)		Current Quarter Score (Grade)
Phone: 770-483-3535		Q1: 96.22 (A)	Q2: N/A	<b>96.22%</b> <b>(A)</b>
Vendor ID# 35321		Q3: N/A	Q4: N/A	
Program Census Information:		# Children in Care During Quarter: 21	# Placements During Quarter: 21	# Children in Care On Last Day: 10
	Avg Performance All CCIs (%)	Provider Performance (%)*	Possible Points (Weight)	Provider Points Earned
<b>OPM Monitoring Reviews</b>				
Annual Comprehensive Reviews	83%	84%	25	21.01
Safety Reviews	86%	78%	15	11.63
<b>Monitoring Sub-Total</b>			<b>40</b>	<b>32.64</b>
<b>CCI Safety Outcomes</b>				
Incidence of Maltreatment	0.00%	No Substantiated Reports	10	10.00
Staff Training/Foundations	96%	100%	5	5.00
Staff Safety Checks	87%	100%	5	5.00
<b>Safety Sub-Total</b>			<b>20</b>	<b>20.00</b>
<b>CCI Permanency Outcomes</b>				
Placement Stability	89%	71%	15	10.65
<b>Permanency Sub-Total</b>			<b>15</b>	<b>10.65</b>
<b>CCI Well-Being Outcomes</b>				
EPSDT Medical Visits	92%	100%	4	4.00
EPSDT Dental Visits	85%	100%	4	4.00
Academic Supports	74%	94%	3	2.82
Provider ECEM Visits	76%	90%	7	6.30
Provider General Contacts	76%	83%	7	5.81
Placements with Siblings	38%	15%	Not Scored	Not Scored
Placements within Legal County	14%	9%	Not Scored	Not Scored
<b>Well-Being Sub-Total</b>			<b>25</b>	<b>22.93</b>
*Performance calculation descriptions can be found in the FY 2019 RBWO PBP Measurements and Standards Guide.				

<b>Monitoring &amp; Outcomes: Possible Points = 100</b>		<b>Points Earned = 86.22</b>	
<b>Score Before Incentives Credit</b>			<b>86.22%</b>
<b>Incentives Awarded</b>			<b>10.00 pts</b>
<b>PBP Verification</b>			<b>N/A pts</b>
<b>Total Score</b>			<b>96.22%</b>



**DHS, DFCS, Office of Provider Management**  
**Performance-Based Placement Measures**  
**RBWO Provider GA+SCORECARD - CCI**  
**Report Quarter: Q1 FY2020**



**Provider/Program Name: Elks Aidmore Children's Center - (628) - CCI**

Program Census Information:		# Children in Care During Quarter: 21	# Placements During Quarter: 21	# Children in Care On Last Day: 10
CCI Incentive Credits	Avg Performance All CCIs (Points)	Provider Performance (%)*	Possible Points (Weight)	Provider Points Earned
Early EPSDT Medical Visits		100%	2	2.00
Early EPSDT Dental Visits		100%	2	2.00
Permanency Contacts		None Planned	5	
Additional Academic Supports		41%	2	0.82
HS Grad/GED/Prof or Trade Certificate/College		N/A	10/5/5/1	
EYSS Agreement		Not Eligible	5	
Community Connections		0%	4	0.00
Active Agency Accreditation		50%	4	2.00
Staff Clinical Licensure		0%	5	0.00
Behavior Management (threshold = 0)		100%	4	4.00
<b>Incentives Total</b>	<b>7.78</b>			<b>10.82</b>
Maximum total combined incentive credit allowed is 10 points.			<b>Incentives Awarded</b>	<b>10.00</b>

\*Performance calculation descriptions can be found in the FY 2019 RBWO PBP Measurements and Standards Guide.

**Child Protective Services Investigations and Dispositions**

The following investigations data, which is not used for scoring but is considered significant to a provider's performance, is from Georgia SHINES and is not considered final or complete until the end of the fiscal year.

Total Reports:	2
Number Screened In:	0
Number Screened Out:	2
Number Substantiated:	0
Number Unsubstantiated:	0
Number Active CPS Investigations:	0



DHS, DFCS, Office of Provider Management

## Performance-Based Placement Measures

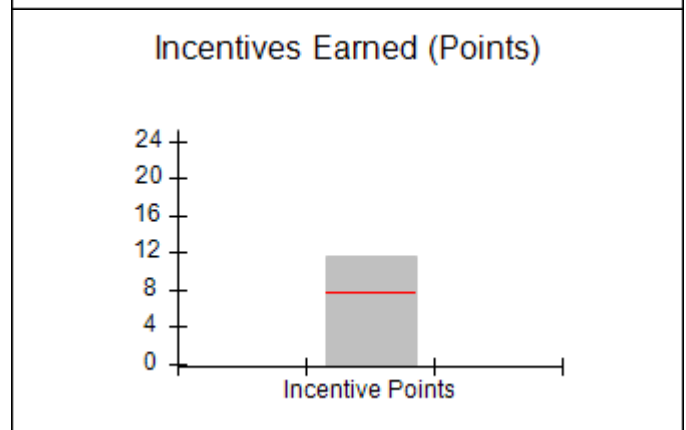
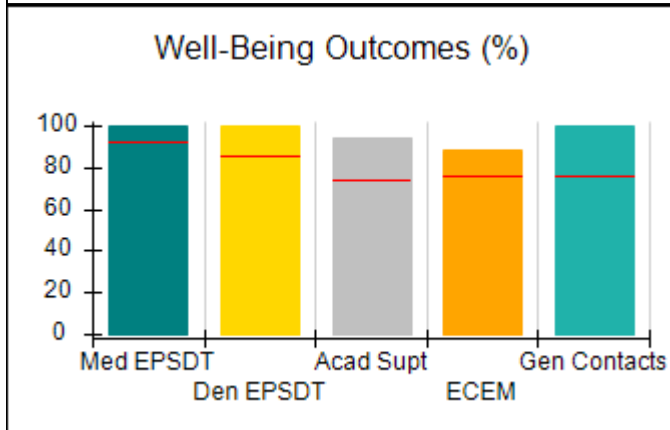
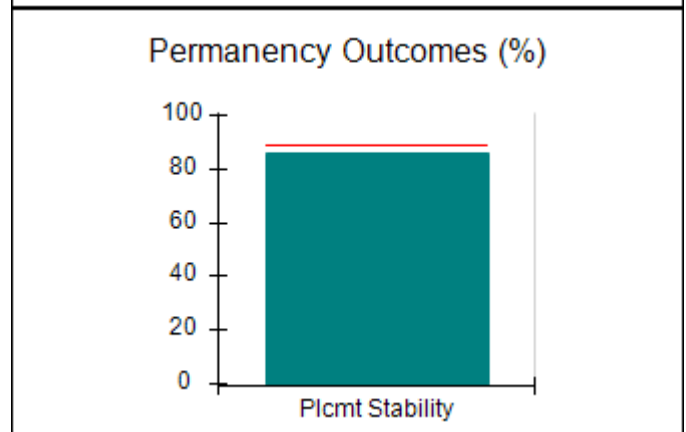
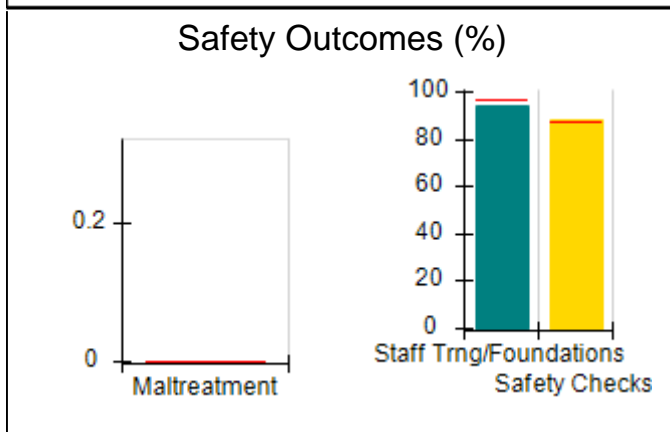
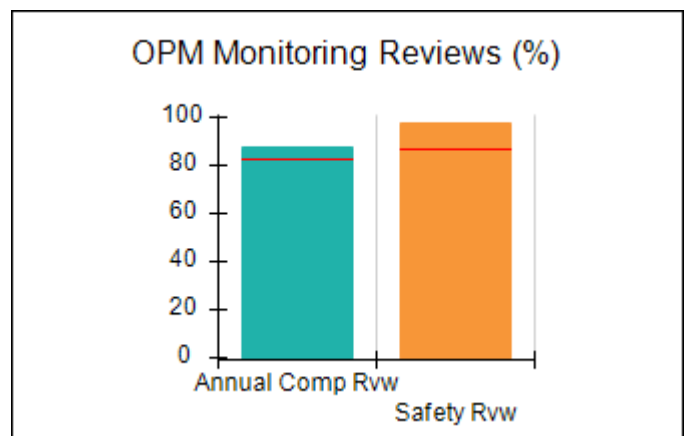
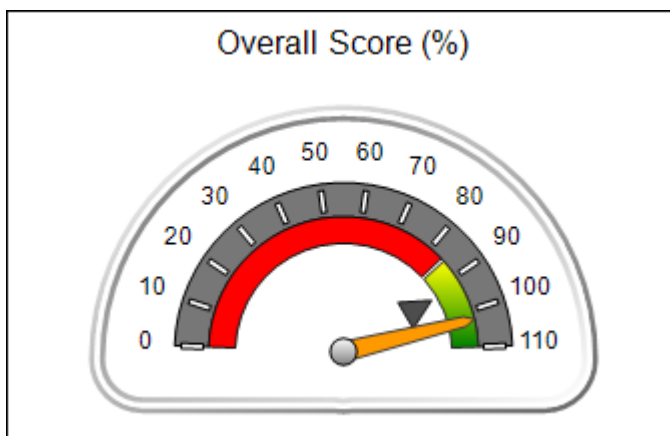
### RBWO Provider GA+SCORECARD - CCI



Report Quarter: Q1 FY2020

Provider/Program Name: Embracing Arms - (944) - CCI			
1673 Hearthstone Court, Jonesboro, GA 30236	Quarterly Scores (Grades)		Current Quarter Score (Grade)
Phone: 678-437-4557	Q1: 102.55 (A+)	Q2: N/A	102.55% (A+)
Vendor ID# 35323	Q3: N/A	Q4: N/A	
Program Census Information:	# Children in Care During Quarter: 7	# Placements During Quarter: 7	# Children in Care On Last Day: 6
Quarterly Provider Comparisons to All CCIs			

▼ — indicates average for all CCIs





DHS, DFCS, Office of Provider Management  
**Performance-Based Placement Measures**  
**RBWO Provider GA+SCORECARD - CCI**  
 Report Quarter: Q1 FY2020



<b>Provider/Program Name: Embracing Arms - (944) - CCI</b>				
1673 Hearthstone Court, Jonesboro, GA 30236		Quarterly Scores (Grades)		Current Quarter Score (Grade)
Phone: 678-437-4557		Q1: 102.55 (A+)	Q2: N/A	<b>102.55%</b> <b>(A+)</b>
Vendor ID# 35323		Q3: N/A	Q4: N/A	
Program Census Information:		# Children in Care During Quarter: 7	# Placements During Quarter: 7	# Children in Care On Last Day: 6
	Avg Performance All CCIs (%)	Provider Performance (%)*	Possible Points (Weight)	Provider Points Earned
<b>OPM Monitoring Reviews</b>				
Annual Comprehensive Reviews	83%	88%	25	21.94
Safety Reviews	86%	98%	15	14.63
<b>Monitoring Sub-Total</b>			<b>40</b>	<b>36.57</b>
<b>CCI Safety Outcomes</b>				
Incidence of Maltreatment	0.00%	No Substantiated Reports	10	10.00
Staff Training/Foundations	96%	94%	5	4.70
Staff Safety Checks	87%	88%	5	4.40
<b>Safety Sub-Total</b>			<b>20</b>	<b>19.10</b>
<b>CCI Permanency Outcomes</b>				
Placement Stability	89%	86%	15	12.90
<b>Permanency Sub-Total</b>			<b>15</b>	<b>12.90</b>
<b>CCI Well-Being Outcomes</b>				
EPSDT Medical Visits	92%	100%	4	4.00
EPSDT Dental Visits	85%	100%	4	4.00
Academic Supports	74%	94%	3	2.82
Provider ECEM Visits	76%	88%	7	6.16
Provider General Contacts	76%	100%	7	7.00
Placements with Siblings	38%	Not Eligible	Not Scored	Not Scored
Placements within Legal County	14%	0%	Not Scored	Not Scored
<b>Well-Being Sub-Total</b>			<b>25</b>	<b>23.98</b>
*Performance calculation descriptions can be found in the FY 2019 RBWO PBP Measurements and Standards Guide.				

<b>Monitoring &amp; Outcomes: Possible Points = 100</b>		<b>Points Earned = 92.55</b>	
<b>Score Before Incentives Credit</b>			<b>92.55%</b>
<b>Incentives Awarded</b>			<b>10.00 pts</b>
<b>PBP Verification</b>			<b>N/A pts</b>
<b>Total Score</b>			<b>102.55%</b>



**DHS, DFCS, Office of Provider Management**  
**Performance-Based Placement Measures**  
**RBWO Provider GA+SCORECARD - CCI**  
**Report Quarter: Q1 FY2020**



**Provider/Program Name: Embracing Arms - (944) - CCI**

Program Census Information:		# Children in Care During Quarter: 7	# Placements During Quarter: 7	# Children in Care On Last Day: 6
CCI Incentive Credits	Avg Performance All CCIs (Points)	Provider Performance (%)*	Possible Points (Weight)	Provider Points Earned
Early EPSDT Medical Visits		100%	2	2.00
Early EPSDT Dental Visits		100%	2	2.00
Permanency Contacts		0%	5	0.00
Additional Academic Supports		35%	2	0.70
HS Grad/GED/Prof or Trade Certificate/College		N/A	10/5/5/1	
EYSS Agreement		Not Eligible	5	
Community Connections		0%	4	0.00
Active Agency Accreditation		50%	4	2.00
Staff Clinical Licensure		20%	5	1.00
Behavior Management (threshold = 0)		100%	4	4.00
<b>Incentives Total</b>	<b>7.78</b>			<b>11.70</b>
Maximum total combined incentive credit allowed is 10 points.			<b>Incentives Awarded</b>	<b>10.00</b>

\*Performance calculation descriptions can be found in the FY 2019 RBWO PBP Measurements and Standards Guide.

**Child Protective Services Investigations and Dispositions**

The following investigations data, which is not used for scoring but is considered significant to a provider's performance, is from Georgia SHINES and is not considered final or complete until the end of the fiscal year.

Total Reports:	0
Number Screened In:	0
Number Screened Out:	0
Number Substantiated:	0
Number Unsubstantiated:	0
Number Active CPS Investigations:	0



DHS, DFCS, Office of Provider Management  
**Performance-Based Placement Measures**  
**RBWO Provider GA+SCORECARD - CCI**  
Report Quarter: Q1 FY2020



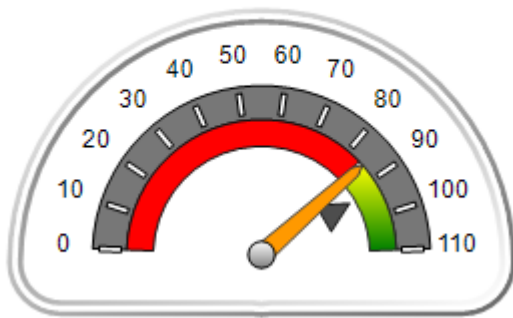
**Provider/Program Name: Embracing Arms - Jackson (5194) - CCI**

168 Evans Road, Jackson, GA 30233	Quarterly Scores (Grades)		Current Quarter Score (Grade)
Phone: 678-437-4557	Q1: 85.27 (B)	Q2: N/A	85.27% (B)
Vendor ID# 125398	Q3: N/A	Q4: N/A	
Program Census Information:	# Children in Care During Quarter: 15	# Placements During Quarter: 16	# Children in Care On Last Day: 4

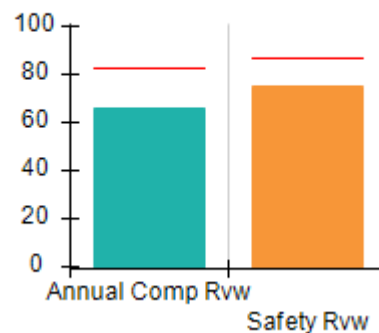
**Quarterly Provider Comparisons to All CCIs**

▼ — indicates average for all CCIs

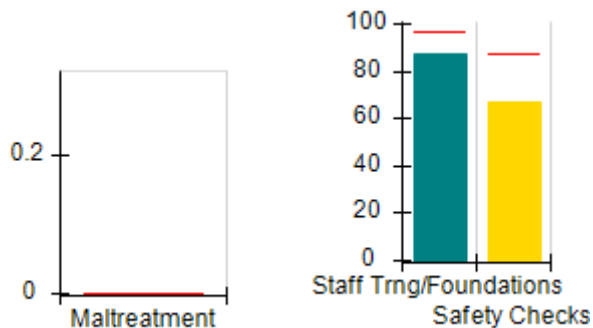
Overall Score (%)



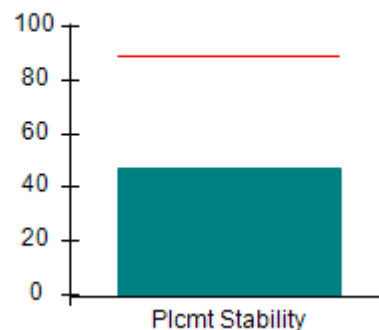
OPM Monitoring Reviews (%)



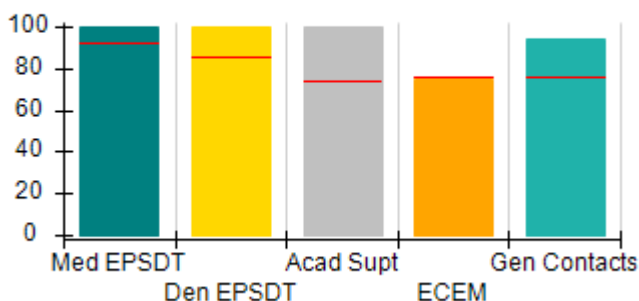
Safety Outcomes (%)



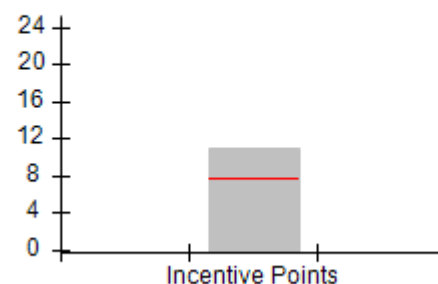
Permanency Outcomes (%)



Well-Being Outcomes (%)



Incentives Earned (Points)





DHS, DFCS, Office of Provider Management  
**Performance-Based Placement Measures**  
**RBWO Provider GA+SCORECARD - CCI**  
 Report Quarter: Q1 FY2020



Provider/Program Name: Embracing Arms - Jackson (5194) - CCI				
168 Evans Road, Jackson, GA 30233		Quarterly Scores (Grades)		Current Quarter Score (Grade)
Phone: 678-437-4557		Q1: 85.27 (B)	Q2: N/A	<b>85.27%</b> <b>(B)</b>
Vendor ID# 125398		Q3: N/A	Q4: N/A	
Program Census Information:		# Children in Care During Quarter: 15	# Placements During Quarter: 16	# Children in Care On Last Day: 4
	Avg Performance All CCIs (%)	Provider Performance (%)*	Possible Points (Weight)	Provider Points Earned
<b>OPM Monitoring Reviews</b>				
Annual Comprehensive Reviews	83%	66%	25	16.44
Safety Reviews	86%	75%	15	11.25
<b>Monitoring Sub-Total</b>			<b>40</b>	<b>27.69</b>
<b>CCI Safety Outcomes</b>				
Incidence of Maltreatment	0.00%	No Substantiated Reports	10	10.00
Staff Training/Foundations	96%	87%	5	4.35
Staff Safety Checks	87%	67%	5	3.35
<b>Safety Sub-Total</b>			<b>20</b>	<b>17.70</b>
<b>CCI Permanency Outcomes</b>				
Placement Stability	89%	47%	15	7.05
<b>Permanency Sub-Total</b>			<b>15</b>	<b>7.05</b>
<b>CCI Well-Being Outcomes</b>				
EPSDT Medical Visits	92%	100%	4	4.00
EPSDT Dental Visits	85%	100%	4	4.00
Academic Supports	74%	100%	3	3.00
Provider ECEM Visits	76%	75%	7	5.25
Provider General Contacts	76%	94%	7	6.58
Placements with Siblings	38%	0%	Not Scored	Not Scored
Placements within Legal County	14%	0%	Not Scored	Not Scored
<b>Well-Being Sub-Total</b>			<b>25</b>	<b>22.83</b>
*Performance calculation descriptions can be found in the FY 2019 RBWO PBP Measurements and Standards Guide.				

<b>Monitoring &amp; Outcomes: Possible Points = 100</b>		<b>Points Earned = 75.27</b>	
<b>Score Before Incentives Credit</b>			<b>75.27%</b>
<b>Incentives Awarded</b>			<b>10.00 pts</b>
<b>PBP Verification</b>			<b>N/A pts</b>
<b>Total Score</b>			<b>85.27%</b>



**DHS, DFCS, Office of Provider Management**  
**Performance-Based Placement Measures**  
**RBWO Provider GA+SCORECARD - CCI**  
**Report Quarter: Q1 FY2020**



**Provider/Program Name: Embracing Arms - Jackson (5194) - CCI**

Program Census Information:		# Children in Care During Quarter: 15	# Placements During Quarter: 16	# Children in Care On Last Day: 4
CCI Incentive Credits	Avg Performance All CCIs (Points)	Provider Performance (%)*	Possible Points (Weight)	Provider Points Earned
Early EPSDT Medical Visits		100%	2	2.00
Early EPSDT Dental Visits		100%	2	2.00
Permanency Contacts		0%	5	0.00
Additional Academic Supports		0%	2	0.00
HS Grad/GED/Prof or Trade Certificate/College		N/A	10/5/5/1	
EYSS Agreement		Not Eligible	5	
Community Connections		Not Eligible	4	
Active Agency Accreditation		50%	4	2.00
Staff Clinical Licensure		20%	5	1.00
Behavior Management (threshold = 0)		100%	4	4.00
<b>Incentives Total</b>	<b>7.78</b>			<b>11.00</b>
Maximum total combined incentive credit allowed is 10 points.			<b>Incentives Awarded</b>	<b>10.00</b>

\*Performance calculation descriptions can be found in the FY 2019 RBWO PBP Measurements and Standards Guide.

**Child Protective Services Investigations and Dispositions**

The following investigations data, which is not used for scoring but is considered significant to a provider's performance, is from Georgia SHINES and is not considered final or complete until the end of the fiscal year.

Total Reports:	1
Number Screened In:	0
Number Screened Out:	1
Number Substantiated:	0
Number Unsubstantiated:	0
Number Active CPS Investigations:	0





**DHS, DFCS, Office of Provider Management**  
**Performance-Based Placement Measures**  
**RBWO Provider GA+SCORECARD - CCI**  
**Report Quarter: Q1 FY2020**



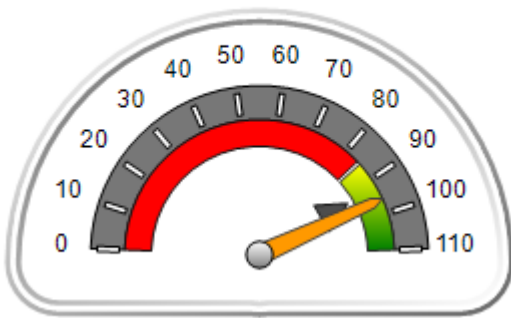
**Provider/Program Name: Families First - Maternity/Second Chance Home (642) - CCI**

2625 Jerome Rd., College Park, GA 30349	Quarterly Scores (Grades)		Current Quarter Score (Grade)
Phone: 404-853-2877	Q1: 95.98 (A)	Q2: N/A	<b>95.98% (A)</b>
Vendor ID# 35339	Q3: N/A	Q4: N/A	
Program Census Information:	# Children in Care During Quarter: 7	# Placements During Quarter: 7	# Children in Care On Last Day: 5

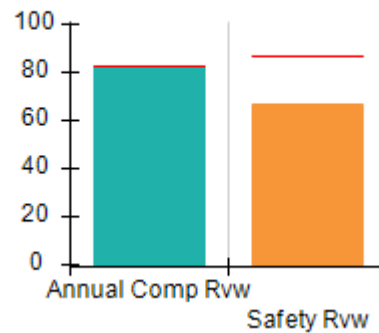
**Quarterly Provider Comparisons to All CCIs**

▼ — indicates average for all CCIs

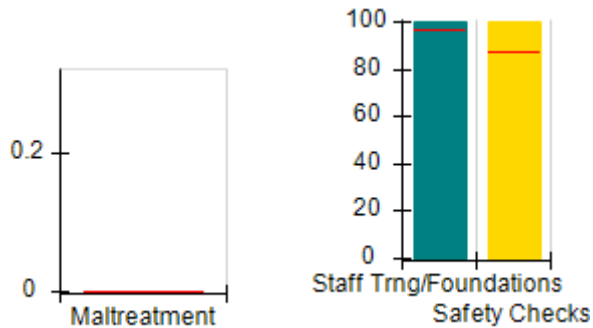
**Overall Score (%)**



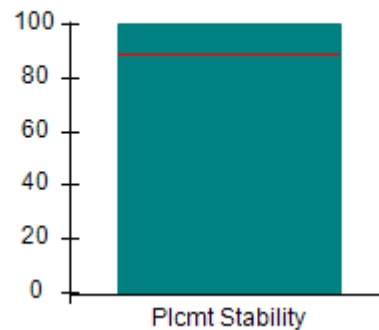
**OPM Monitoring Reviews (%)**



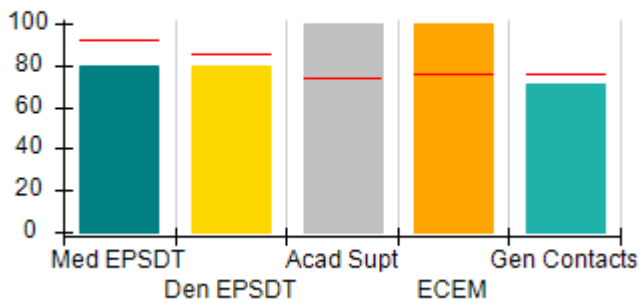
**Safety Outcomes (%)**



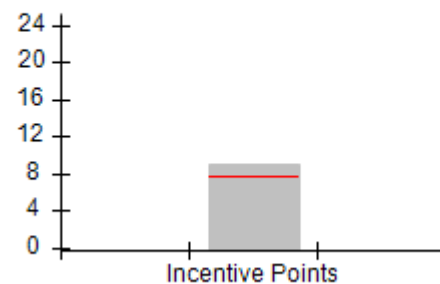
**Permanency Outcomes (%)**



**Well-Being Outcomes (%)**



**Incentives Earned (Points)**





DHS, DFCS, Office of Provider Management  
**Performance-Based Placement Measures**  
**RBWO Provider GA+SCORECARD - CCI**  
 Report Quarter: Q1 FY2020



<b>Provider/Program Name: Families First - Maternity/Second Chance Home (642) - CCI</b>				
2625 Jerome Rd., College Park, GA 30349		Quarterly Scores (Grades)		Current Quarter Score (Grade)
Phone: 404-853-2877		Q1: 95.98 (A)	Q2: N/A	<b>95.98%</b> <b>(A)</b>
Vendor ID# 35339		Q3: N/A	Q4: N/A	
Program Census Information:		# Children in Care During Quarter: 7	# Placements During Quarter: 7	# Children in Care On Last Day: 5
	Avg Performance All CCIs (%)	Provider Performance (%)*	Possible Points (Weight)	Provider Points Earned
<b>OPM Monitoring Reviews</b>				
Annual Comprehensive Reviews	83%	82%	25	20.61
Safety Reviews	86%	67%	15	10.00
<b>Monitoring Sub-Total</b>			<b>40</b>	<b>30.61</b>
<b>CCI Safety Outcomes</b>				
Incidence of Maltreatment	0.00%	No Substantiated Reports	10	10.00
Staff Training/Foundations	96%	100%	5	5.00
Staff Safety Checks	87%	100%	5	5.00
<b>Safety Sub-Total</b>			<b>20</b>	<b>20.00</b>
<b>CCI Permanency Outcomes</b>				
Placement Stability	89%	100%	15	15.00
<b>Permanency Sub-Total</b>			<b>15</b>	<b>15.00</b>
<b>CCI Well-Being Outcomes</b>				
EPSDT Medical Visits	92%	80%	4	3.20
EPSDT Dental Visits	85%	80%	4	3.20
Academic Supports	74%	100%	3	3.00
Provider ECEM Visits	76%	100%	7	7.00
Provider General Contacts	76%	71%	7	4.97
Placements with Siblings	38%	60%	Not Scored	Not Scored
Placements within Legal County	14%	0%	Not Scored	Not Scored
<b>Well-Being Sub-Total</b>			<b>25</b>	<b>21.37</b>
*Performance calculation descriptions can be found in the FY 2019 RBWO PBP Measurements and Standards Guide.				

<b>Monitoring &amp; Outcomes: Possible Points = 100</b>		<b>Points Earned = 86.98</b>	
<b>Score Before Incentives Credit</b>			<b>86.98%</b>
<b>Incentives Awarded</b>			<b>9.00 pts</b>
<b>PBP Verification</b>			<b>N/A pts</b>
<b>Total Score</b>			<b>95.98%</b>



DHS, DFCS, Office of Provider Management  
**Performance-Based Placement Measures**  
**RBWO Provider GA+SCORECARD - CCI**  
Report Quarter: Q1 FY2020



**Provider/Program Name: Families First - Maternity/Second Chance Home (642) - CCI**

Program Census Information:		# Children in Care During Quarter: 7	# Placements During Quarter: 7	# Children in Care On Last Day: 5
CCI Incentive Credits	Avg Performance All CCIs (Points)	Provider Performance (%)*	Possible Points (Weight)	Provider Points Earned
Early EPSDT Medical Visits		100%	2	2.00
Early EPSDT Dental Visits		50%	2	1.00
Permanency Contacts		None Planned	5	
Additional Academic Supports		0%	2	0.00
HS Grad/GED/Prof or Trade Certificate/College		N/A	10/5/5/1	
EYSS Agreement		Not Eligible	5	
Community Connections		0%	4	0.00
Active Agency Accreditation		50%	4	2.00
Staff Clinical Licensure		0%	5	0.00
Behavior Management (threshold = 0)		100%	4	4.00
<b>Incentives Total</b>	<b>7.78</b>			<b>9.00</b>
Maximum total combined incentive credit allowed is 10 points.			<b>Incentives Awarded</b>	<b>9.00</b>

\*Performance calculation descriptions can be found in the FY 2019 RBWO PBP Measurements and Standards Guide.

**Child Protective Services Investigations and Dispositions**

The following investigations data, which is not used for scoring but is considered significant to a provider's performance, is from Georgia SHINES and is not considered final or complete until the end of the fiscal year.

Total Reports:	0
Number Screened In:	0
Number Screened Out:	0
Number Substantiated:	0
Number Unsubstantiated:	0
Number Active CPS Investigations:	0

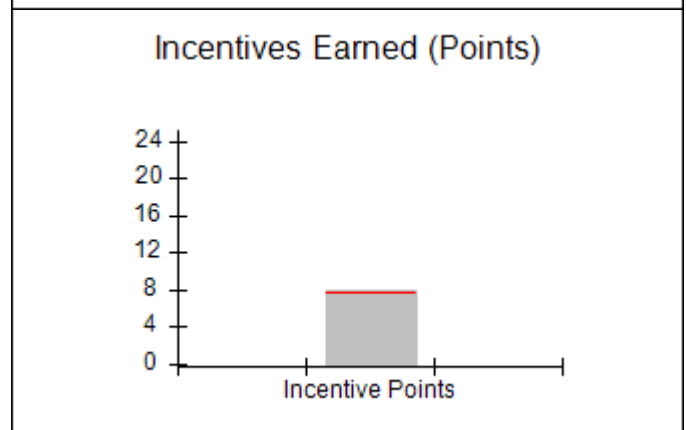
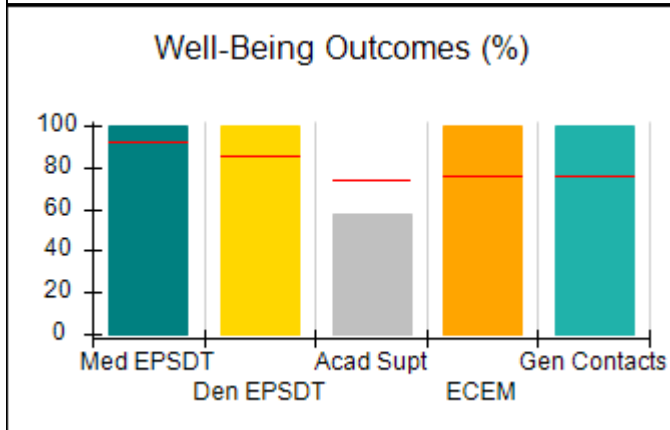
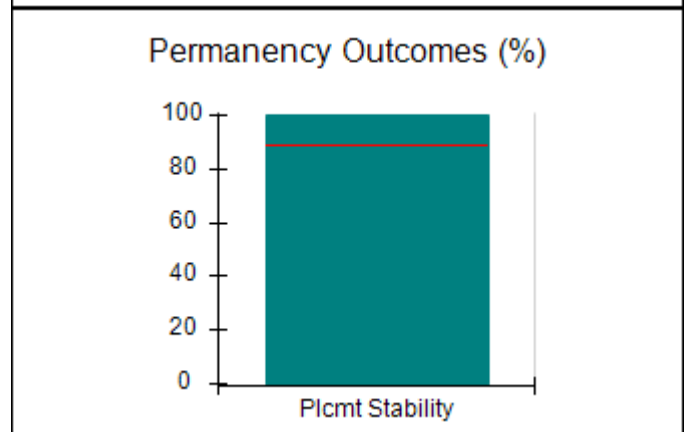
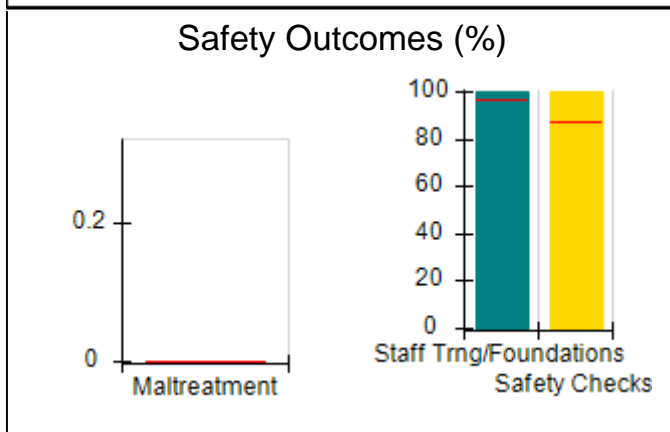
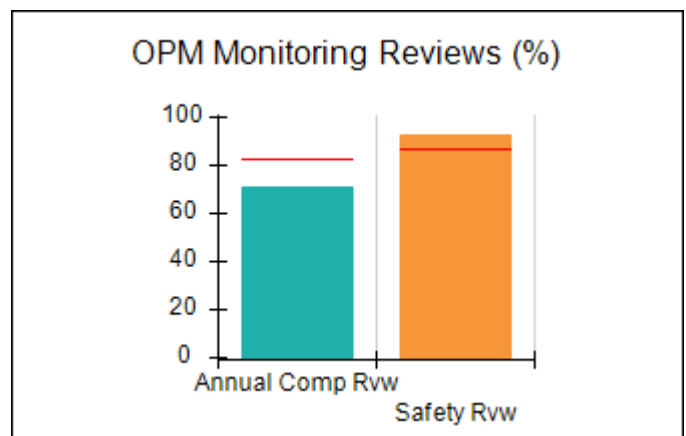
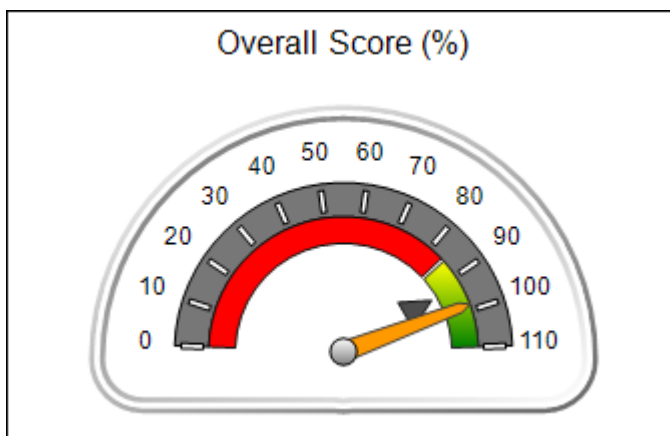


**DHS, DFCS, Office of Provider Management**  
**Performance-Based Placement Measures**  
**RBWO Provider GA+SCORECARD - CCI**  
**Report Quarter: Q1 FY2020**



<b>Provider/Program Name: Family Choices - (5153) - CCI</b>			
6345 Queens Road, Douglasville, GA 30135	Quarterly Scores (Grades)		Current Quarter Score (Grade)
Phone: 404-474-2064	Q1: 98.41 (A+)	Q2: N/A	<b>98.41%</b> <b>(A+)</b>
Vendor ID# 54024	Q3: N/A	Q4: N/A	
Program Census Information:	# Children in Care During Quarter: 6	# Placements During Quarter: 6	# Children in Care On Last Day: 4
<b>Quarterly Provider Comparisons to All CCIs</b>			

▼ — indicates average for all CCIs





DHS, DFCS, Office of Provider Management  
**Performance-Based Placement Measures**  
**RBWO Provider GA+SCORECARD - CCI**  
 Report Quarter: Q1 FY2020



<b>Provider/Program Name: Family Choices - (5153) - CCI</b>				
6345 Queens Road, Douglasville, GA 30135		Quarterly Scores (Grades)		Current Quarter Score (Grade)
Phone: 404-474-2064		Q1: 98.41 (A+)	Q2: N/A	<b>98.41%</b> <b>(A+)</b>
Vendor ID# 54024		Q3: N/A	Q4: N/A	
Program Census Information:		# Children in Care During Quarter: 6	# Placements During Quarter: 6	# Children in Care On Last Day: 4
	Avg Performance All CCIs (%)	Provider Performance (%)*	Possible Points (Weight)	Provider Points Earned
<b>OPM Monitoring Reviews</b>				
Annual Comprehensive Reviews	83%	71%	25	17.79
Safety Reviews	86%	93%	15	13.88
<b>Monitoring Sub-Total</b>			<b>40</b>	<b>31.67</b>
<b>CCI Safety Outcomes</b>				
Incidence of Maltreatment	0.00%	No Substantiated Reports	10	10.00
Staff Training/Foundations	96%	100%	5	5.00
Staff Safety Checks	87%	100%	5	5.00
<b>Safety Sub-Total</b>			<b>20</b>	<b>20.00</b>
<b>CCI Permanency Outcomes</b>				
Placement Stability	89%	100%	15	15.00
<b>Permanency Sub-Total</b>			<b>15</b>	<b>15.00</b>
<b>CCI Well-Being Outcomes</b>				
EPSDT Medical Visits	92%	100%	4	4.00
EPSDT Dental Visits	85%	100%	4	4.00
Academic Supports	74%	58%	3	1.74
Provider ECEM Visits	76%	100%	7	7.00
Provider General Contacts	76%	100%	7	7.00
Placements with Siblings	38%	0%	Not Scored	Not Scored
Placements within Legal County	14%	0%	Not Scored	Not Scored
<b>Well-Being Sub-Total</b>			<b>25</b>	<b>23.74</b>
*Performance calculation descriptions can be found in the FY 2019 RBWO PBP Measurements and Standards Guide.				

<b>Monitoring &amp; Outcomes: Possible Points = 100</b>		<b>Points Earned = 90.41</b>	
<b>Score Before Incentives Credit</b>			<b>90.41%</b>
<b>Incentives Awarded</b>			<b>8.00 pts</b>
<b>PBP Verification</b>			<b>N/A pts</b>
<b>Total Score</b>			<b>98.41%</b>



DHS, DFCS, Office of Provider Management  
**Performance-Based Placement Measures**  
**RBWO Provider GA+SCORECARD - CCI**



Report Quarter: Q1 FY2020

**Provider/Program Name: Family Choices - (5153) - CCI**

Program Census Information:		# Children in Care During Quarter: 6	# Placements During Quarter: 6	# Children in Care On Last Day: 4
CCI Incentive Credits	Avg Performance All CCIs (Points)	Provider Performance (%)*	Possible Points (Weight)	Provider Points Earned
Early EPSDT Medical Visits		100%	2	2.00
Early EPSDT Dental Visits		100%	2	2.00
Permanency Contacts		None Planned	5	
Additional Academic Supports		0%	2	0.00
HS Grad/GED/Prof or Trade Certificate/College		N/A	10/5/5/1	
EYSS Agreement		Not Eligible	5	
Community Connections		0%	4	0.00
Active Agency Accreditation		0%	4	0.00
Staff Clinical Licensure		0%	5	0.00
Behavior Management (threshold = 0)		100%	4	4.00
<b>Incentives Total</b>	<b>7.78</b>			<b>8.00</b>
Maximum total combined incentive credit allowed is 10 points.			<b>Incentives Awarded</b>	<b>8.00</b>

\*Performance calculation descriptions can be found in the FY 2019 RBWO PBP Measurements and Standards Guide.

**Child Protective Services Investigations and Dispositions**

The following investigations data, which is not used for scoring but is considered significant to a provider's performance, is from Georgia SHINES and is not considered final or complete until the end of the fiscal year.

Total Reports:	0
Number Screened In:	0
Number Screened Out:	0
Number Substantiated:	0
Number Unsubstantiated:	0
Number Active CPS Investigations:	0



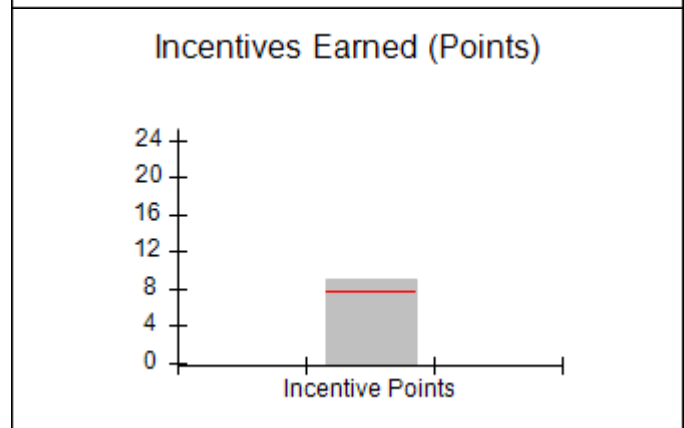
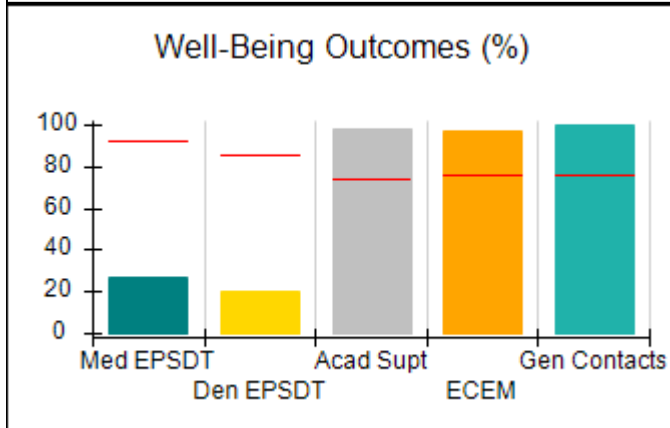
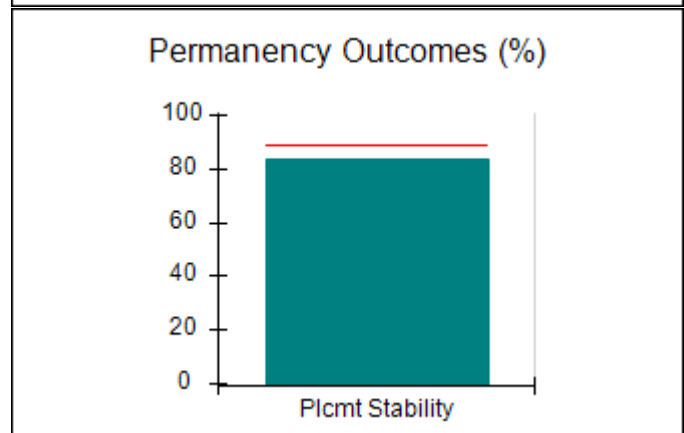
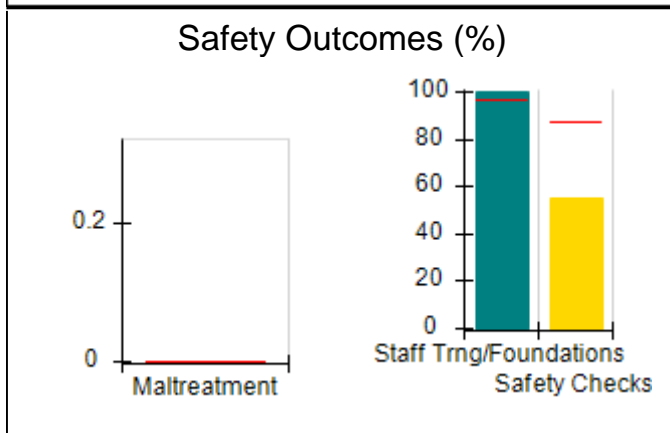
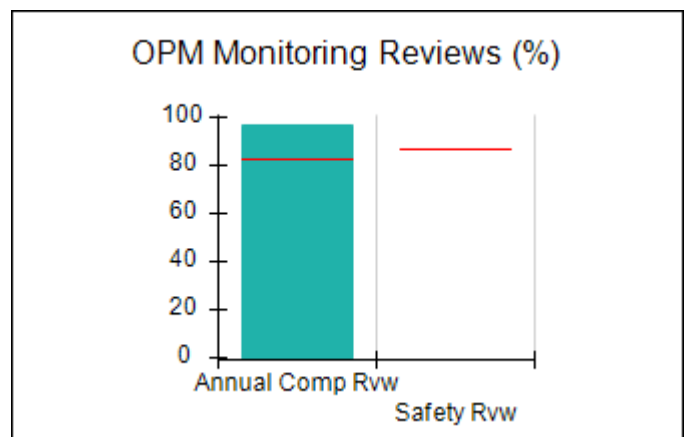
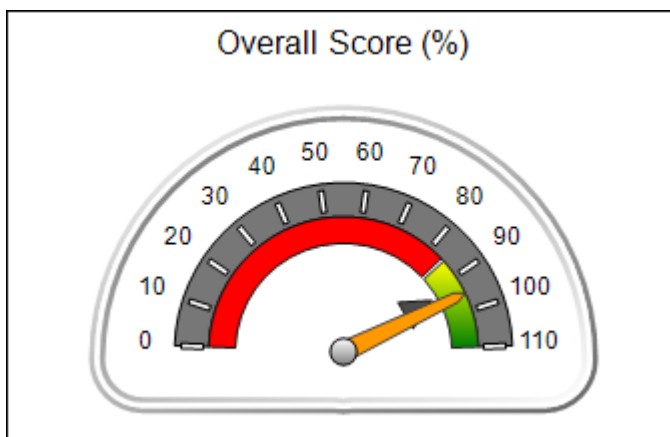
DHS, DFCS, Office of Provider Management  
**Performance-Based Placement Measures**  
**RBWO Provider GA+SCORECARD - CCI**



Report Quarter: Q1 FY2020

<b>Provider/Program Name: Family Crisis Center of Walker, Dade, Catoosa, Chattooga Counties - The Cottage (645) - CCI</b>			
467 Long Hollow Rd., Rock Spring, GA 30739	Quarterly Scores (Grades)		Current Quarter Score (Grade)
Phone: 706-375-9060	Q1: 95.20 (A)	Q2: N/A	<b>95.20%</b> <b>(A)</b>
Vendor ID# 35341	Q3: N/A	Q4: N/A	
Program Census Information:	# Children in Care During Quarter: 19	# Placements During Quarter: 19	# Children in Care On Last Day: 12
<b>Quarterly Provider Comparisons to All CCIs</b>			

▼ — indicates average for all CCIs





## Performance-Based Placement Measures

### RBWO Provider GA+SCORECARD - CCI

Report Quarter: Q1 FY2020

<b>Provider/Program Name: Family Crisis Center of Walker, Dade, Catoosa, Chattooga Counties - The Cottage (645) - CCI</b>				
467 Long Hollow Rd., Rock Spring, GA 30739		Quarterly Scores (Grades)		Current Quarter Score (Grade)
Phone: 706-375-9060		Q1: 95.20 (A)	Q2: N/A	<b>95.20% (A)</b>
Vendor ID# 35341		Q3: N/A	Q4: N/A	
Program Census Information:		# Children in Care During Quarter: 19	# Placements During Quarter: 19	# Children in Care On Last Day: 12
	Avg Performance All CCIs (%)	Provider Performance (%)*	Possible Points (Weight)	Provider Points Earned
<b>OPM Monitoring Reviews</b>				
Annual Comprehensive Reviews	83%	97%	25	24.31
Safety Reviews	86%	Not Yet Conducted		
<b>Monitoring Sub-Total</b>			<b>25</b>	<b>24.31</b>
<b>CCI Safety Outcomes</b>				
Incidence of Maltreatment	0.00%	No Substantiated Reports	10	10.00
Staff Training/Foundations	96%	100%	5	5.00
Staff Safety Checks	87%	55%	5	2.75
<b>Safety Sub-Total</b>			<b>20</b>	<b>17.75</b>
<b>CCI Permanency Outcomes</b>				
Placement Stability	89%	84%	15	12.60
<b>Permanency Sub-Total</b>			<b>15</b>	<b>12.60</b>
<b>CCI Well-Being Outcomes</b>				
EPSDT Medical Visits	92%	27%	4	1.08
EPSDT Dental Visits	85%	20%	4	0.80
Academic Supports	74%	98%	3	2.94
Provider ECEM Visits	76%	97%	7	6.79
Provider General Contacts	76%	100%	7	7.00
Placements with Siblings	38%	86%	Not Scored	Not Scored
Placements within Legal County	14%	20%	Not Scored	Not Scored
<b>Well-Being Sub-Total</b>			<b>25</b>	<b>18.61</b>

\*Performance calculation descriptions can be found in the FY 2019 RBWO PBP Measurements and Standards Guide.

<b>Monitoring &amp; Outcomes: Possible Points = 85</b>		<b>Points Earned = 73.27</b>	
<b>Score Before Incentives Credit</b>			<b>86.20%</b>
<b>Incentives Awarded</b>			<b>9.00 pts</b>
<b>PBP Verification</b>			<b>N/A pts</b>
<b>Total Score</b>			<b>95.20%</b>





**DHS, DFCS, Office of Provider Management**  
**Performance-Based Placement Measures**  
**RBWO Provider GA+SCORECARD - CCI**



**Report Quarter: Q1 FY2020**

**Provider/Program Name: Family Crisis Center of Walker, Dade, Catoosa, Chattooga Counties - The Cottage (645) - CCI**

Program Census Information:		# Children in Care During Quarter: 19	# Placements During Quarter: 19	# Children in Care On Last Day: 12
CCI Incentive Credits	Avg Performance All CCIs (Points)	Provider Performance (%)*	Possible Points (Weight)	Provider Points Earned
Early EPSDT Medical Visits		27%	2	0.54
Early EPSDT Dental Visits		20%	2	0.40
Permanency Contacts		60%	5	3.00
Additional Academic Supports		13%	2	0.26
HS Grad/GED/Prof or Trade Certificate/College		N/A	10/5/5/1	
EYSS Agreement		0%	5	0.00
Community Connections		20%	4	0.80
Active Agency Accreditation		0%	4	0.00
Staff Clinical Licensure		0%	5	0.00
Behavior Management (threshold = 0)		100%	4	4.00
<b>Incentives Total</b>	<b>7.78</b>			<b>9.00</b>
Maximum total combined incentive credit allowed is 10 points.			<b>Incentives Awarded</b>	<b>9.00</b>

\*Performance calculation descriptions can be found in the FY 2019 RBWO PBP Measurements and Standards Guide.

### Child Protective Services Investigations and Dispositions

The following investigations data, which is not used for scoring but is considered significant to a provider's performance, is from Georgia SHINES and is not considered final or complete until the end of the fiscal year.

Total Reports:	0	
Number Screened In:	0	
Number Screened Out:	0	
Number Substantiated:	0	
Number Unsubstantiated:	0	
Number Active CPS Investigations:	0	



**DHS, DFCS, Office of Provider Management**  
**Performance-Based Placement Measures**  
**RBWO Provider GA+SCORECARD - CCI**  
**Report Quarter: Q1 FY2020**



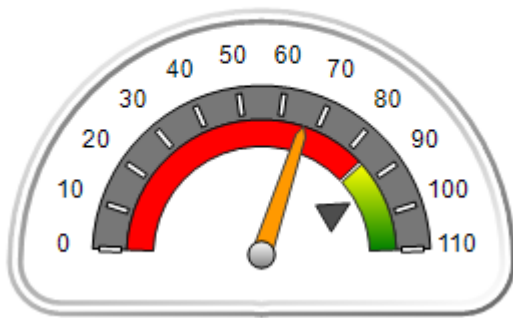
**Provider/Program Name: Family Life Center, Inc. - (5347) - CCI**

405 West Tyler St. , Talbotton, GA 31827	Quarterly Scores (Grades)		Current Quarter Score (Grade)
Phone: 706-523-1114	Q1: 66.42 (D)	Q2: N/A	<b>66.42%</b> <b>(D)</b>
Vendor ID# 159967	Q3: N/A	Q4: N/A	
Program Census Information:	# Children in Care During Quarter: 11	# Placements During Quarter: 12	# Children in Care On Last Day: 6

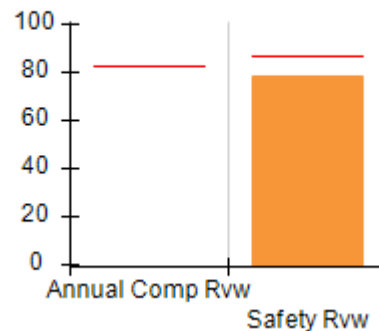
**Quarterly Provider Comparisons to All CCIs**

▼ — indicates average for all CCIs

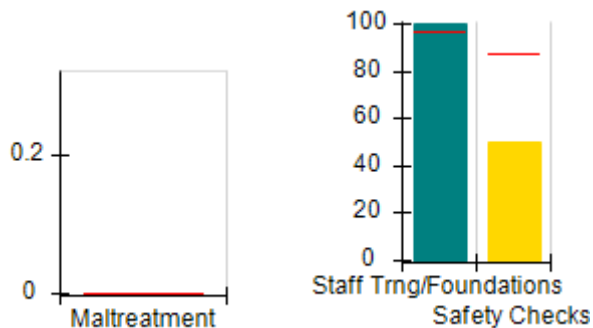
Overall Score (%)



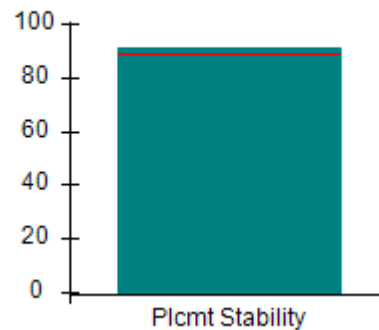
OPM Monitoring Reviews (%)



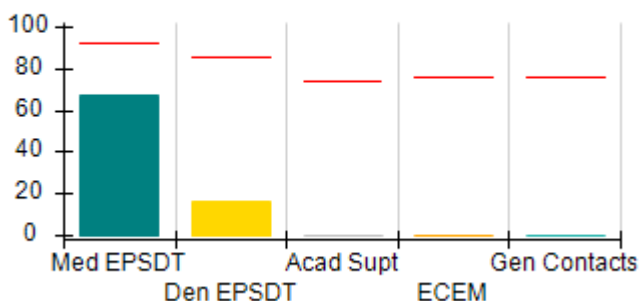
Safety Outcomes (%)



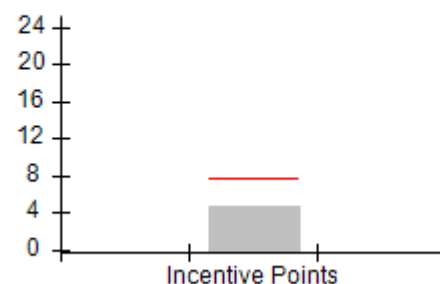
Permanency Outcomes (%)



Well-Being Outcomes (%)



Incentives Earned (Points)





DHS, DFCS, Office of Provider Management  
**Performance-Based Placement Measures**  
**RBWO Provider GA+SCORECARD - CCI**  
**Report Quarter: Q1 FY2020**



<b>Provider/Program Name: Family Life Center, Inc. - (5347) - CCI</b>				
405 West Tyler St. , Talbotton, GA 31827		Quarterly Scores (Grades)		Current Quarter Score (Grade)
Phone: 706-523-1114		Q1: 66.42 (D)	Q2: N/A	<b>66.42%</b> <b>(D)</b>
Vendor ID# 159967		Q3: N/A	Q4: N/A	
Program Census Information:		# Children in Care During Quarter: 11	# Placements During Quarter: 12	# Children in Care On Last Day: 6
	Avg Performance All CCIs (%)	Provider Performance (%)*	Possible Points (Weight)	Provider Points Earned
<b>OPM Monitoring Reviews</b>				
Annual Comprehensive Reviews	83%	Not Yet Conducted		
Safety Reviews	86%	79%	15	11.81
<b>Monitoring Sub-Total</b>			<b>15</b>	<b>11.81</b>
<b>CCI Safety Outcomes</b>				
Incidence of Maltreatment	0.00%	No Substantiated Reports	10	10.00
Staff Training/Foundations	96%	100%	5	5.00
Staff Safety Checks	87%	50%	5	2.50
<b>Safety Sub-Total</b>			<b>20</b>	<b>17.50</b>
<b>CCI Permanency Outcomes</b>				
Placement Stability	89%	91%	15	13.65
<b>Permanency Sub-Total</b>			<b>15</b>	<b>13.65</b>
<b>CCI Well-Being Outcomes</b>				
EPSDT Medical Visits	92%	67%	4	2.68
EPSDT Dental Visits	85%	17%	4	0.68
Academic Supports	74%	0%	3	0.00
Provider ECEM Visits	76%	0%	7	0.00
Provider General Contacts	76%	0%	7	0.00
Placements with Siblings	38%	Not Eligible	Not Scored	Not Scored
Placements within Legal County	14%	0%	Not Scored	Not Scored
<b>Well-Being Sub-Total</b>			<b>25</b>	<b>3.36</b>
*Performance calculation descriptions can be found in the FY 2019 RBWO PBP Measurements and Standards Guide.				

<b>Monitoring &amp; Outcomes: Possible Points = 75</b>		<b>Points Earned = 46.32</b>	
<b>Score Before Incentives Credit</b>			<b>61.76%</b>
<b>Incentives Awarded</b>			<b>4.66 pts</b>
<b>PBP Verification</b>			<b>N/A pts</b>
<b>Total Score</b>			<b>66.42%</b>



DHS, DFCS, Office of Provider Management  
**Performance-Based Placement Measures**  
**RBWO Provider GA+SCORECARD - CCI**  
Report Quarter: Q1 FY2020



**Provider/Program Name: Family Life Center, Inc. - (5347) - CCI**

Program Census Information:		# Children in Care During Quarter: 11	# Placements During Quarter: 12	# Children in Care On Last Day: 6
CCI Incentive Credits	Avg Performance All CCIs (Points)	Provider Performance (%)*	Possible Points (Weight)	Provider Points Earned
Early EPSDT Medical Visits		33%	2	0.66
Early EPSDT Dental Visits		0%	2	0.00
Permanency Contacts		0%	5	0.00
Additional Academic Supports		0%	2	0.00
HS Grad/GED/Prof or Trade Certificate/College		N/A	10/5/5/1	
EYSS Agreement		Not Eligible	5	
Community Connections		0%	4	0.00
Active Agency Accreditation		0%	4	0.00
Staff Clinical Licensure		0%	5	0.00
Behavior Management (threshold = 0)		100%	4	4.00
<b>Incentives Total</b>	<b>7.78</b>			<b>4.66</b>
Maximum total combined incentive credit allowed is 10 points.			<b>Incentives Awarded</b>	<b>4.66</b>

\*Performance calculation descriptions can be found in the FY 2019 RBWO PBP Measurements and Standards Guide.

**Child Protective Services Investigations and Dispositions**

The following investigations data, which is not used for scoring but is considered significant to a provider's performance, is from Georgia SHINES and is not considered final or complete until the end of the fiscal year.

Total Reports:	0
Number Screened In:	0
Number Screened Out:	0
Number Substantiated:	0
Number Unsubstantiated:	0
Number Active CPS Investigations:	0



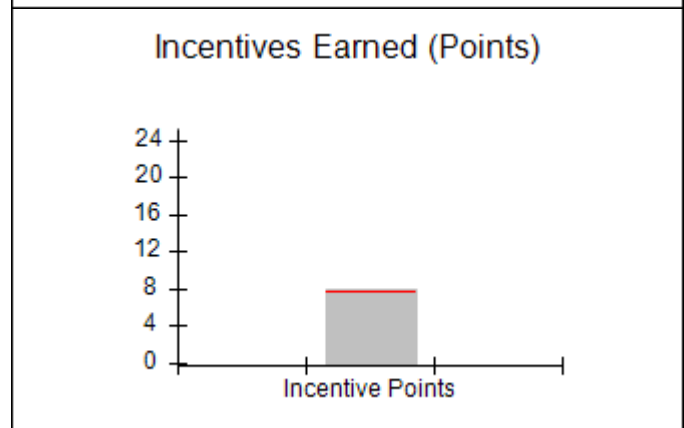
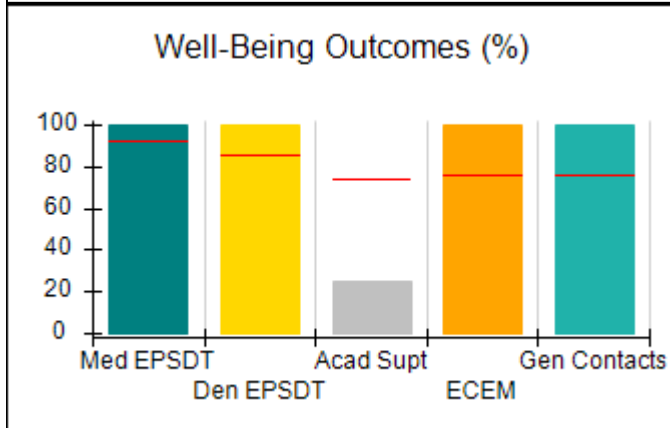
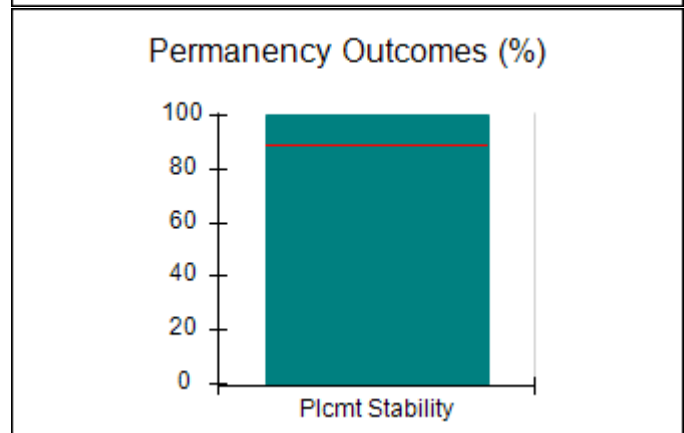
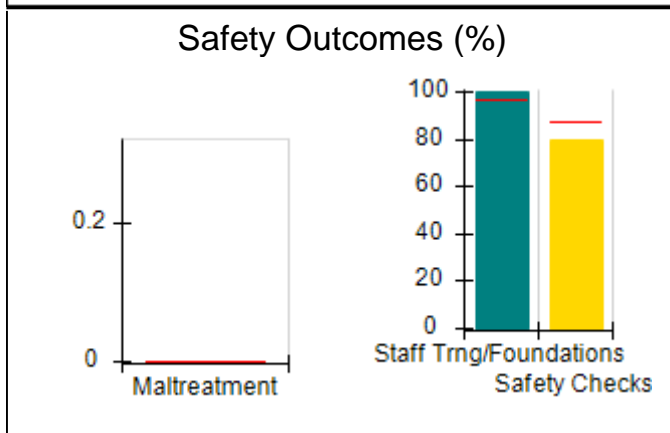
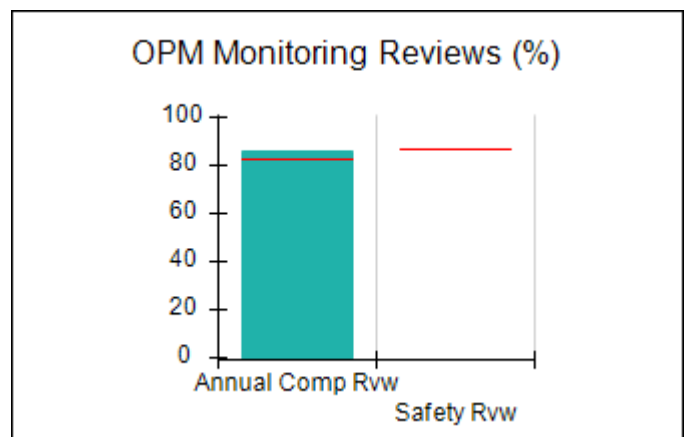
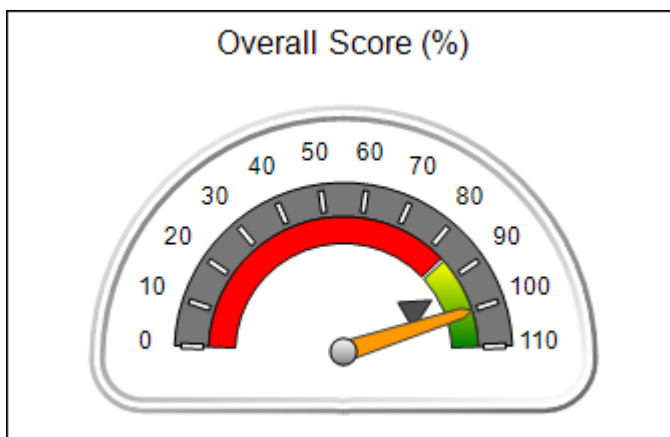
**DHS, DFCS, Office of Provider Management**  
**Performance-Based Placement Measures**  
**RBWO Provider GA+SCORECARD - CCI**



**Report Quarter: Q1 FY2020**

Provider/Program Name: Family Support Council - Oak Haven Second Chance Home (646) - CCI			
216 Fort Hill Terr., Dalton, GA 30721	Quarterly Scores (Grades)		Current Quarter Score (Grade)
Phone: 706-259-4550	Q1: 100.07 (A+)	Q2: N/A	<b>100.07%</b> <b>(A+)</b>
Vendor ID# 35343	Q3: N/A	Q4: N/A	
Program Census Information:	# Children in Care During Quarter: 7	# Placements During Quarter: 7	# Children in Care On Last Day: 4
Quarterly Provider Comparisons to All CCIs			

▼ — indicates average for all CCIs





## Performance-Based Placement Measures

### RBWO Provider GA+SCORECARD - CCI

Report Quarter: Q1 FY2020

<b>Provider/Program Name: Family Support Council - Oak Haven Second Chance Home (646) - CCI</b>				
216 Fort Hill Terr., Dalton, GA 30721		Quarterly Scores (Grades)		Current Quarter Score (Grade)
Phone: 706-259-4550		Q1: 100.07 (A+)	Q2: N/A	<b>100.07% (A+)</b>
Vendor ID# 35343		Q3: N/A	Q4: N/A	
Program Census Information:		# Children in Care During Quarter: 7	# Placements During Quarter: 7	# Children in Care On Last Day: 4
	Avg Performance All CCIs (%)	Provider Performance (%)*	Possible Points (Weight)	Provider Points Earned
<b>OPM Monitoring Reviews</b>				
Annual Comprehensive Reviews	83%	86%	25	21.51
Safety Reviews	86%	Not Yet Conducted		
<b>Monitoring Sub-Total</b>			<b>25</b>	<b>21.51</b>
<b>CCI Safety Outcomes</b>				
Incidence of Maltreatment	0.00%	No Substantiated Reports	10	10.00
Staff Training/Foundations	96%	100%	5	5.00
Staff Safety Checks	87%	80%	5	4.00
<b>Safety Sub-Total</b>			<b>20</b>	<b>19.00</b>
<b>CCI Permanency Outcomes</b>				
Placement Stability	89%	100%	15	15.00
<b>Permanency Sub-Total</b>			<b>15</b>	<b>15.00</b>
<b>CCI Well-Being Outcomes</b>				
EPSDT Medical Visits	92%	100%	4	4.00
EPSDT Dental Visits	85%	100%	4	4.00
Academic Supports	74%	25%	3	0.75
Provider ECEM Visits	76%	100%	7	7.00
Provider General Contacts	76%	100%	7	7.00
Placements with Siblings	38%	0%	Not Scored	Not Scored
Placements within Legal County	14%	0%	Not Scored	Not Scored
<b>Well-Being Sub-Total</b>			<b>25</b>	<b>22.75</b>
*Performance calculation descriptions can be found in the FY 2019 RBWO PBP Measurements and Standards Guide.				

<b>Monitoring &amp; Outcomes: Possible Points = 85</b>		<b>Points Earned = 78.26</b>	
<b>Score Before Incentives Credit</b>			<b>92.07%</b>
<b>Incentives Awarded</b>			<b>8.00 pts</b>
<b>PBP Verification</b>			<b>N/A pts</b>
<b>Total Score</b>			<b>100.07%</b>



**DHS, DFCS, Office of Provider Management**  
**Performance-Based Placement Measures**  
**RBWO Provider GA+SCORECARD - CCI**



**Report Quarter: Q1 FY2020**

**Provider/Program Name: Family Support Council - Oak Haven Second Chance Home (646) - CCI**

Program Census Information:		# Children in Care During Quarter: 7	# Placements During Quarter: 7	# Children in Care On Last Day: 4
CCI Incentive Credits	Avg Performance All CCIs (Points)	Provider Performance (%)*	Possible Points (Weight)	Provider Points Earned
Early EPSDT Medical Visits		100%	2	2.00
Early EPSDT Dental Visits		100%	2	2.00
Permanency Contacts		0%	5	0.00
Additional Academic Supports		0%	2	0.00
HS Grad/GED/Prof or Trade Certificate/College		N/A	10/5/5/1	
EYSS Agreement		Not Eligible	5	
Community Connections		0%	4	0.00
Active Agency Accreditation		0%	4	0.00
Staff Clinical Licensure		0%	5	0.00
Behavior Management (threshold = 0)		100%	4	4.00
<b>Incentives Total</b>	<b>7.78</b>			<b>8.00</b>
Maximum total combined incentive credit allowed is 10 points.			<b>Incentives Awarded</b>	<b>8.00</b>

\*Performance calculation descriptions can be found in the FY 2019 RBWO PBP Measurements and Standards Guide.

### Child Protective Services Investigations and Dispositions

The following investigations data, which is not used for scoring but is considered significant to a provider's performance, is from Georgia SHINES and is not considered final or complete until the end of the fiscal year.

Total Reports:	0
Number Screened In:	0
Number Screened Out:	0
Number Substantiated:	0
Number Unsubstantiated:	0
Number Active CPS Investigations:	0



DHS, DFCS, Office of Provider Management

## Performance-Based Placement Measures

### RBWO Provider GA+SCORECARD - CCI

Report Quarter: Q1 FY2020



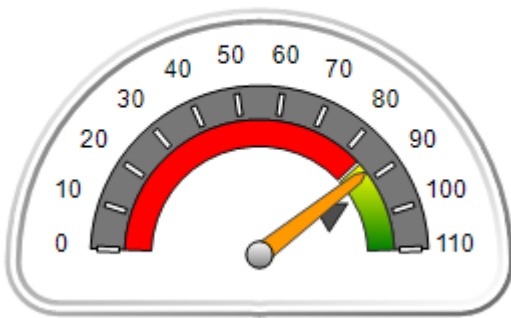
**Provider/Program Name: Foundation Group Home, Inc. - CCI (992) - CCI**

827 Tallapoosa Street, Bremen, GA 30110	Quarterly Scores (Grades)		Current Quarter Score (Grade)
Phone: 770-537-0700	Q1: 87.68 (B+)	Q2: N/A	<b>87.68%</b> <b>(B+)</b>
Vendor ID# 44184	Q3: N/A	Q4: N/A	
Program Census Information:	# Children in Care During Quarter: 11	# Placements During Quarter: 11	# Children in Care On Last Day: 6

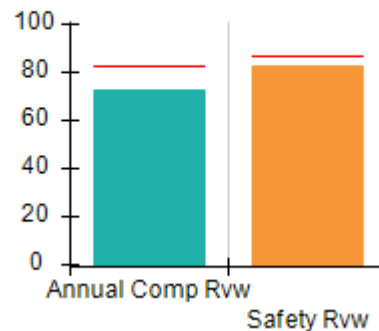
### Quarterly Provider Comparisons to All CCIs

▼ — indicates average for all CCIs

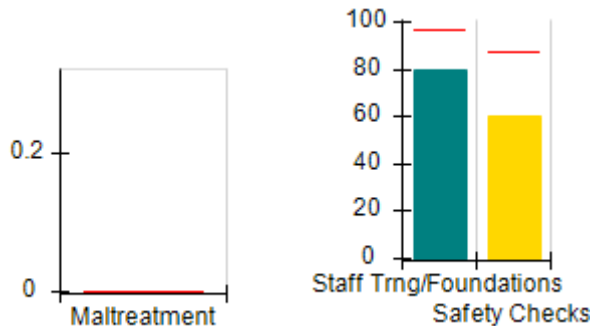
Overall Score (%)



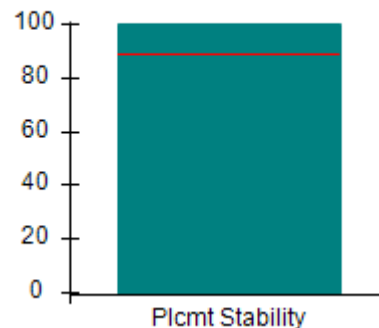
OPM Monitoring Reviews (%)



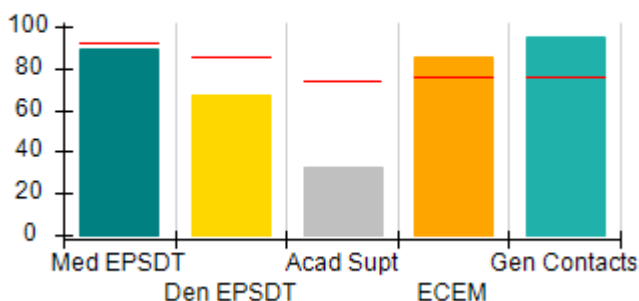
Safety Outcomes (%)



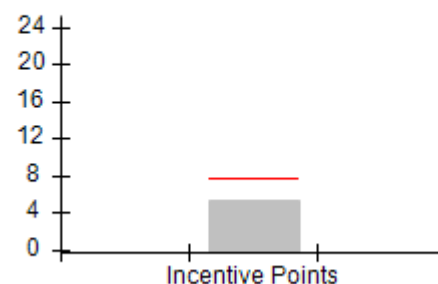
Permanency Outcomes (%)



Well-Being Outcomes (%)



Incentives Earned (Points)







DHS, DFCS, Office of Provider Management  
**Performance-Based Placement Measures**  
**RBWO Provider GA+SCORECARD - CCI**  
 Report Quarter: Q1 FY2020



<b>Provider/Program Name: Foundation Group Home, Inc. - CCI (992) - CCI</b>				
827 Tallapoosa Street, Bremen, GA 30110		Quarterly Scores (Grades)		Current Quarter Score (Grade)
Phone: 770-537-0700		Q1: 87.68 (B+)	Q2: N/A	<b>87.68%</b> <b>(B+)</b>
Vendor ID# 44184		Q3: N/A	Q4: N/A	
Program Census Information:		# Children in Care During Quarter: 11	# Placements During Quarter: 11	# Children in Care On Last Day: 6
	Avg Performance All CCIs (%)	Provider Performance (%)*	Possible Points (Weight)	Provider Points Earned
<b>OPM Monitoring Reviews</b>				
Annual Comprehensive Reviews	83%	73%	25	18.15
Safety Reviews	86%	83%	15	12.38
<b>Monitoring Sub-Total</b>			<b>40</b>	<b>30.53</b>
<b>CCI Safety Outcomes</b>				
Incidence of Maltreatment	0.00%	No Substantiated Reports	10	10.00
Staff Training/Foundations	96%	80%	5	4.00
Staff Safety Checks	87%	60%	5	3.00
<b>Safety Sub-Total</b>			<b>20</b>	<b>17.00</b>
<b>CCI Permanency Outcomes</b>				
Placement Stability	89%	100%	15	15.00
<b>Permanency Sub-Total</b>			<b>15</b>	<b>15.00</b>
<b>CCI Well-Being Outcomes</b>				
EPSDT Medical Visits	92%	89%	4	3.56
EPSDT Dental Visits	85%	67%	4	2.68
Academic Supports	74%	33%	3	0.99
Provider ECEM Visits	76%	85%	7	5.95
Provider General Contacts	76%	95%	7	6.65
Placements with Siblings	38%	50%	Not Scored	Not Scored
Placements within Legal County	14%	0%	Not Scored	Not Scored
<b>Well-Being Sub-Total</b>			<b>25</b>	<b>19.83</b>
*Performance calculation descriptions can be found in the FY 2019 RBWO PBP Measurements and Standards Guide.				

<b>Monitoring &amp; Outcomes: Possible Points = 100</b>		<b>Points Earned = 82.36</b>	
<b>Score Before Incentives Credit</b>			<b>82.36%</b>
<b>Incentives Awarded</b>			<b>5.32 pts</b>
<b>PBP Verification</b>			<b>N/A pts</b>
<b>Total Score</b>			<b>87.68%</b>



**DHS, DFCS, Office of Provider Management**  
**Performance-Based Placement Measures**  
**RBWO Provider GA+SCORECARD - CCI**  
**Report Quarter: Q1 FY2020**



**Provider/Program Name: Foundation Group Home, Inc. - CCI (992) - CCI**

Program Census Information:		# Children in Care During Quarter: 11	# Placements During Quarter: 11	# Children in Care On Last Day: 6
CCI Incentive Credits	Avg Performance All CCIs (Points)	Provider Performance (%)*	Possible Points (Weight)	Provider Points Earned
Early EPSDT Medical Visits		0%	2	0.00
Early EPSDT Dental Visits		50%	2	1.00
Permanency Contacts		None Planned	5	
Additional Academic Supports		16%	2	0.32
HS Grad/GED/Prof or Trade Certificate/College		N/A	10/5/5/1	
EYSS Agreement		Not Eligible	5	
Community Connections		0%	4	0.00
Active Agency Accreditation		0%	4	0.00
Staff Clinical Licensure		0%	5	0.00
Behavior Management (threshold = 0)		100%	4	4.00
<b>Incentives Total</b>	<b>7.78</b>			<b>5.32</b>
Maximum total combined incentive credit allowed is 10 points.			<b>Incentives Awarded</b>	<b>5.32</b>

\*Performance calculation descriptions can be found in the FY 2019 RBWO PBP Measurements and Standards Guide.

**Child Protective Services Investigations and Dispositions**

The following investigations data, which is not used for scoring but is considered significant to a provider's performance, is from Georgia SHINES and is not considered final or complete until the end of the fiscal year.

Total Reports:	0
Number Screened In:	0
Number Screened Out:	0
Number Substantiated:	0
Number Unsubstantiated:	0
Number Active CPS Investigations:	0

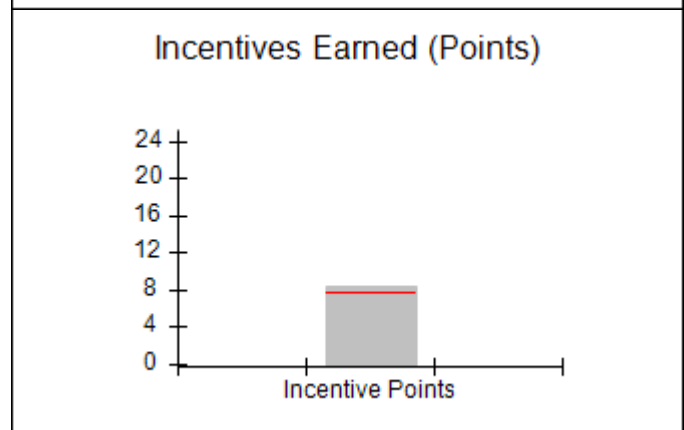
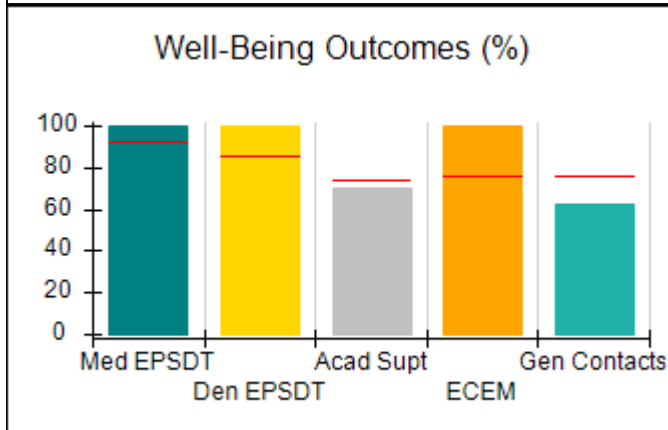
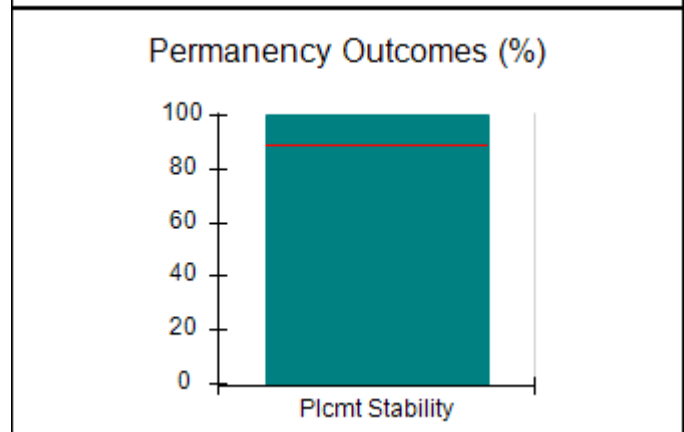
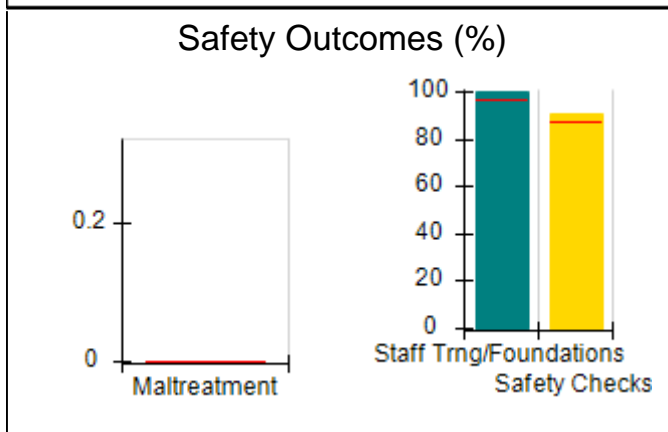
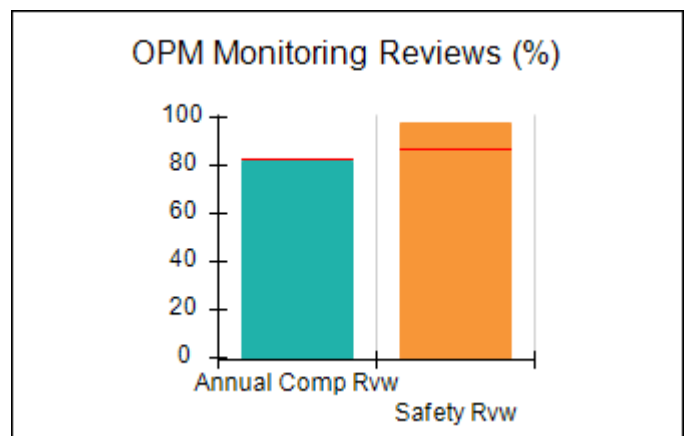
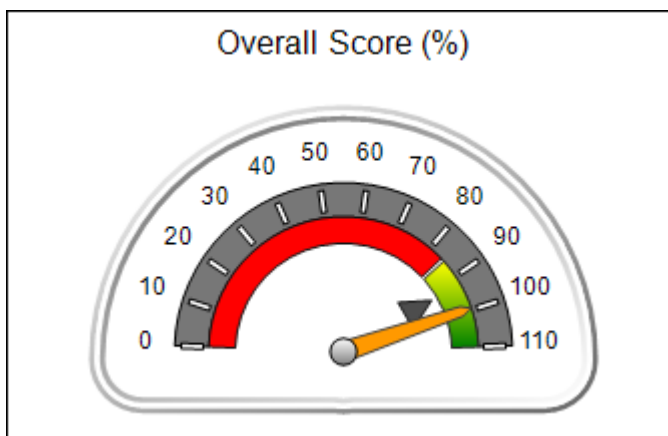


**DHS, DFCS, Office of Provider Management**  
**Performance-Based Placement Measures**  
**RBWO Provider GA+SCORECARD - CCI**  
**Report Quarter: Q1 FY2020**



<b>Provider/Program Name: Genesis House for Homeless, Inc. - (654) - CCI</b>			
2107 Hwy 41 North, Perry, GA 31069	Quarterly Scores (Grades)		Current Quarter Score (Grade)
Phone: 478-987-7466	Q1: 99.50 (A+)	Q2: N/A	<b>99.50%</b> <b>(A+)</b>
Vendor ID# 35355	Q3: N/A	Q4: N/A	
Program Census Information:	# Children in Care During Quarter: 9	# Placements During Quarter: 9	# Children in Care On Last Day: 8
<b>Quarterly Provider Comparisons to All CCIs</b>			

▼ — indicates average for all CCIs





# Performance-Based Placement Measures

## RBWO Provider GA+SCORECARD - CCI

Report Quarter: Q1 FY2020

<b>Provider/Program Name: Genesis House for Homeless, Inc. - (654) - CCI</b>				
2107 Hwy 41 North, Perry, GA 31069		Quarterly Scores (Grades)		Current Quarter Score (Grade)
Phone: 478-987-7466		Q1: 99.50 (A+)	Q2: N/A	<b>99.50%</b> <b>(A+)</b>
Vendor ID# 35355		Q3: N/A	Q4: N/A	
Program Census Information:		# Children in Care During Quarter: 9	# Placements During Quarter: 9	# Children in Care On Last Day: 8
	Avg Performance All CCIs (%)	Provider Performance (%)*	Possible Points (Weight)	Provider Points Earned
<b>OPM Monitoring Reviews</b>				
Annual Comprehensive Reviews	83%	82%	25	20.51
Safety Reviews	86%	98%	15	14.63
<b>Monitoring Sub-Total</b>			<b>40</b>	<b>35.13</b>
<b>CCI Safety Outcomes</b>				
Incidence of Maltreatment	0.00%	No Substantiated Reports	10	10.00
Staff Training/Foundations	96%	100%	5	5.00
Staff Safety Checks	87%	91%	5	4.55
<b>Safety Sub-Total</b>			<b>20</b>	<b>19.55</b>
<b>CCI Permanency Outcomes</b>				
Placement Stability	89%	100%	15	15.00
<b>Permanency Sub-Total</b>			<b>15</b>	<b>15.00</b>
<b>CCI Well-Being Outcomes</b>				
EPSDT Medical Visits	92%	100%	4	4.00
EPSDT Dental Visits	85%	100%	4	4.00
Academic Supports	74%	70%	3	2.10
Provider ECEM Visits	76%	100%	7	7.00
Provider General Contacts	76%	62%	7	4.34
Placements with Siblings	38%	0%	Not Scored	Not Scored
Placements within Legal County	14%	50%	Not Scored	Not Scored
<b>Well-Being Sub-Total</b>			<b>25</b>	<b>21.44</b>
*Performance calculation descriptions can be found in the FY 2019 RBWO PBP Measurements and Standards Guide.				

<b>Monitoring &amp; Outcomes: Possible Points = 100</b>		<b>Points Earned = 91.12</b>	
<b>Score Before Incentives Credit</b>			<b>91.12%</b>
<b>Incentives Awarded</b>			<b>8.38 pts</b>
<b>PBP Verification</b>			<b>N/A pts</b>
<b>Total Score</b>			<b>99.50%</b>



DHS, DFCS, Office of Provider Management  
**Performance-Based Placement Measures**  
**RBWO Provider GA+SCORECARD - CCI**  
**Report Quarter: Q1 FY2020**



**Provider/Program Name: Genesis House for Homeless, Inc. - (654) - CCI**

Program Census Information:		# Children in Care During Quarter: 9	# Placements During Quarter: 9	# Children in Care On Last Day: 8
CCI Incentive Credits	Avg Performance All CCIs (Points)	Provider Performance (%)*	Possible Points (Weight)	Provider Points Earned
Early EPSDT Medical Visits		100%	2	2.00
Early EPSDT Dental Visits		100%	2	2.00
Permanency Contacts		0%	5	0.00
Additional Academic Supports		19%	2	0.38
HS Grad/GED/Prof or Trade Certificate/College		N/A	10/5/5/1	
EYSS Agreement		Not Eligible	5	
Community Connections		0%	4	0.00
Active Agency Accreditation		0%	4	0.00
Staff Clinical Licensure		0%	5	0.00
Behavior Management (threshold = 0)		100%	4	4.00
<b>Incentives Total</b>	<b>7.78</b>			<b>8.38</b>
Maximum total combined incentive credit allowed is 10 points.			<b>Incentives Awarded</b>	<b>8.38</b>

\*Performance calculation descriptions can be found in the FY 2019 RBWO PBP Measurements and Standards Guide.

**Child Protective Services Investigations and Dispositions**

The following investigations data, which is not used for scoring but is considered significant to a provider's performance, is from Georgia SHINES and is not considered final or complete until the end of the fiscal year.

Total Reports:	0
Number Screened In:	0
Number Screened Out:	0
Number Substantiated:	0
Number Unsubstantiated:	0
Number Active CPS Investigations:	0



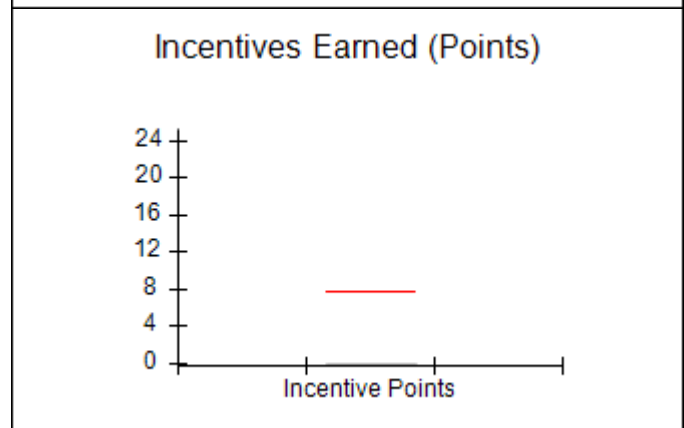
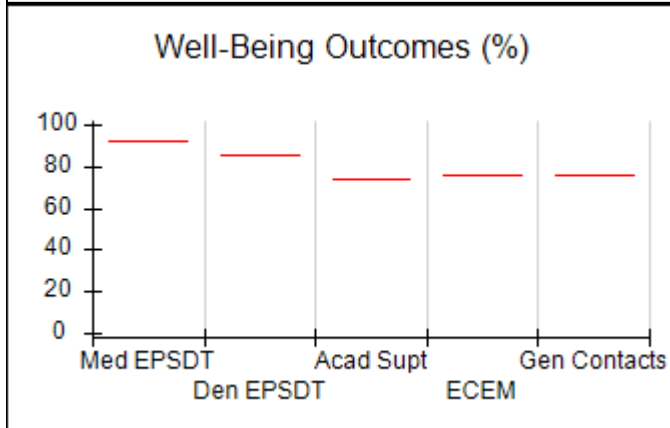
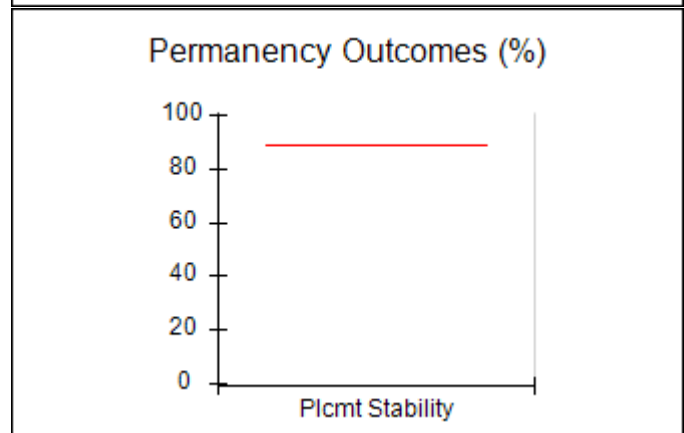
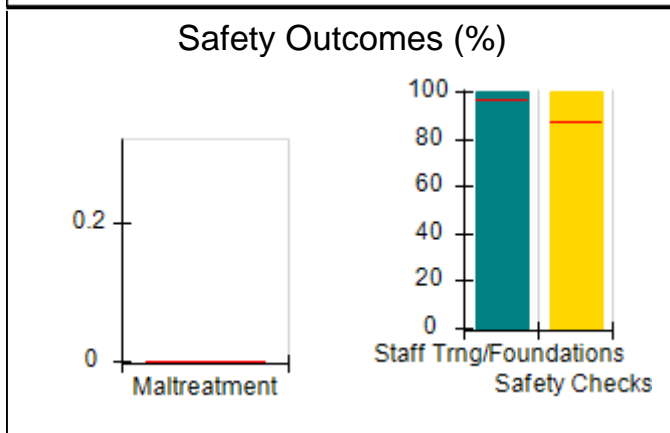
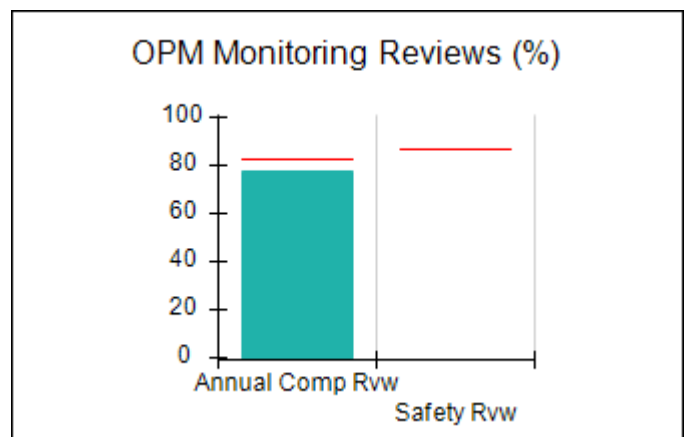
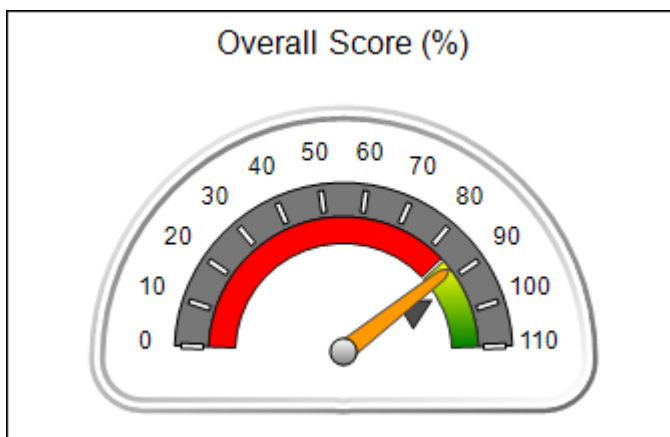
**DHS, DFCS, Office of Provider Management**  
**Performance-Based Placement Measures**  
**RBWO Provider GA+SCORECARD - CCI**



**Report Quarter: Q1 FY2020**

<b>Provider/Program Name: Gentle Loving Care Center - Residential Treatment Program: Pine Forest Dr. (5246) - CCI</b>			
<b>218 Pine Forest Drive, Sandersville, GA 31082</b>	<b>Quarterly Scores (Grades)</b>		<b>Current Quarter Score (Grade)</b>
<b>Phone: 478-412-2659</b>	<b>Q1: 87.56 (B+)</b>	<b>Q2: N/A</b>	<b>87.56%</b> <b>(B+)</b>
<b>Vendor ID# 138051</b>	<b>Q3: N/A</b>	<b>Q4: N/A</b>	
<b>Program Census Information:</b>	<b># Children in Care During Quarter: 0</b>	<b># Placements During Quarter: 0</b>	<b># Children in Care On Last Day: 0</b>
<b>Quarterly Provider Comparisons to All CCIs</b>			

▼ — indicates average for all CCIs





## Performance-Based Placement Measures

### RBWO Provider GA+SCORECARD - CCI

Report Quarter: Q1 FY2020

<b>Provider/Program Name: Gentle Loving Care Center - Residential Treatment Program: Pine Forest Dr. (5246) - CCI</b>				
218 Pine Forest Drive, Sandersville, GA 31082		Quarterly Scores (Grades)		Current Quarter Score (Grade)
Phone: 478-412-2659		Q1: 87.56 (B+)	Q2: N/A	<b>87.56% (B+)</b>
Vendor ID# 138051		Q3: N/A	Q4: N/A	
Program Census Information:		# Children in Care During Quarter: 0	# Placements During Quarter: 0	# Children in Care On Last Day: 0
	Avg Performance All CCIs (%)	Provider Performance (%)*	Possible Points (Weight)	Provider Points Earned
<b>OPM Monitoring Reviews</b>				
Annual Comprehensive Reviews	83%	78%	25	19.40
Safety Reviews	86%	Not Yet Conducted		
<b>Monitoring Sub-Total</b>			<b>25</b>	<b>19.40</b>
<b>CCI Safety Outcomes</b>				
Incidence of Maltreatment	0.00%	Not Eligible		
Staff Training/Foundations	96%	100%	10	10.00
Staff Safety Checks	87%	100%	10	10.00
<b>Safety Sub-Total</b>			<b>20</b>	<b>20.00</b>
<b>CCI Permanency Outcomes</b>				
Placement Stability	89%	Not Eligible		
<b>Permanency Sub-Total</b>			<b>N/A</b>	
<b>CCI Well-Being Outcomes</b>				
EPSDT Medical Visits	92%	Not Eligible		
EPSDT Dental Visits	85%	Not Eligible		
Academic Supports	74%	Not Eligible		
Provider ECEM Visits	76%	Not Eligible		
Provider General Contacts	76%	Not Eligible		
Placements with Siblings	38%	Not Eligible	Not Scored	Not Scored
Placements within Legal County	14%	Not Eligible	Not Scored	Not Scored
<b>Well-Being Sub-Total</b>			<b>N/A</b>	
*Performance calculation descriptions can be found in the FY 2019 RBWO PBP Measurements and Standards Guide.				

<b>Monitoring &amp; Outcomes: Possible Points = 45</b>	<b>Points Earned = 39.40</b>
<b>Score Before Incentives Credit</b>	<b>87.56%</b>
<b>Incentives Awarded</b>	<b>0.00 pts</b>
<b>PBP Verification</b>	<b>N/A pts</b>
<b>Total Score</b>	<b>87.56%</b>



DHS, DFCS, Office of Provider Management  
**Performance-Based Placement Measures**  
**RBWO Provider GA+SCORECARD - CCI**



Report Quarter: Q1 FY2020

**Provider/Program Name: Gentle Loving Care Center - Residential Treatment Program:  
Pine Forest Dr. (5246) - CCI**

Program Census Information:		# Children in Care During Quarter: 0	# Placements During Quarter: 0	# Children in Care On Last Day: 0
CCI Incentive Credits	Avg Performance All CCIs (Points)	Provider Performance (%)*	Possible Points (Weight)	Provider Points Earned
Early EPSDT Medical Visits		Not Eligible	2	
Early EPSDT Dental Visits		Not Eligible	2	
Permanency Contacts		None Planned	5	
Additional Academic Supports		Not Eligible	2	
HS Grad/GED/Prof or Trade Certificate/College		N/A	10/5/5/1	
EYSS Agreement		Not Eligible	5	
Community Connections		Not Eligible	4	
Active Agency Accreditation		0%	4	0.00
Staff Clinical Licensure		0%	5	0.00
Behavior Management (threshold = 0)		0%	4	
<b>Incentives Total</b>	<b>7.78</b>			<b>0.00</b>
Maximum total combined incentive credit allowed is 10 points.			<b>Incentives Awarded</b>	<b>0.00</b>

\*Performance calculation descriptions can be found in the FY 2019 RBWO PBP Measurements and Standards Guide.

### Child Protective Services Investigations and Dispositions

The following investigations data, which is not used for scoring but is considered significant to a provider's performance, is from Georgia SHINES and is not considered final or complete until the end of the fiscal year.

Total Reports:	0	
Number Screened In:	0	
Number Screened Out:	0	
Number Substantiated:	0	
Number Unsubstantiated:	0	
Number Active CPS Investigations:	0	





DHS, DFCS, Office of Provider Management

## Performance-Based Placement Measures

### RBWO Provider GA+SCORECARD - CCI



Report Quarter: Q1 FY2020

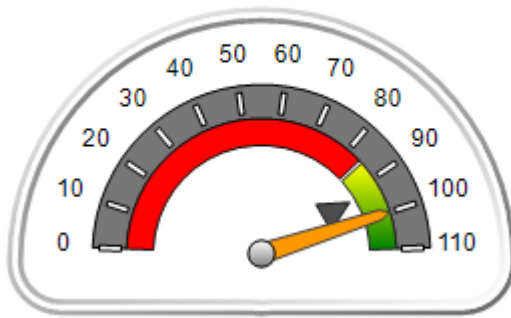
**Provider/Program Name: Gentle Loving Care Center - Residential Treatment Program: Sunhill Rd. (5360) - CCI**

3255 Sunhill Road, Sandersville, GA 31082	Quarterly Scores (Grades)		Current Quarter Score (Grade)
Phone: 4788042034	Q1: 100.00 (A+)	Q2: N/A	<b>100.00% (A+)</b>
Vendor ID# 159089	Q3: N/A	Q4: N/A	
Program Census Information:	# Children in Care During Quarter: 0	# Placements During Quarter: 0	# Children in Care On Last Day: 0

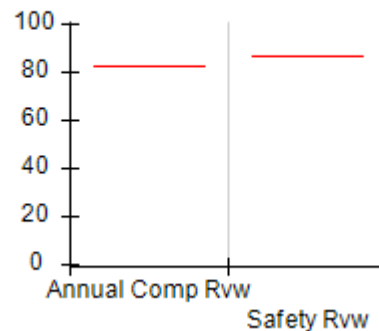
### Quarterly Provider Comparisons to All CCIs

▼ indicates average for all CCIs

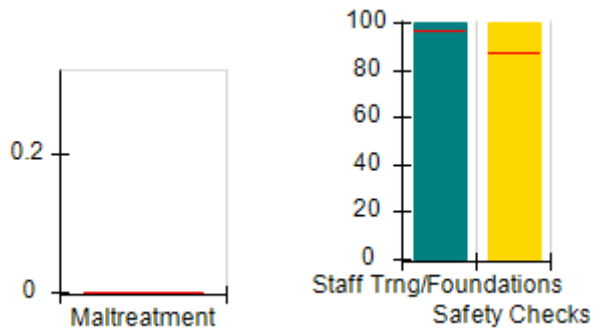
Overall Score (%)



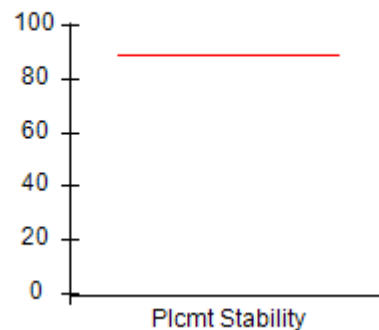
OPM Monitoring Reviews (%)



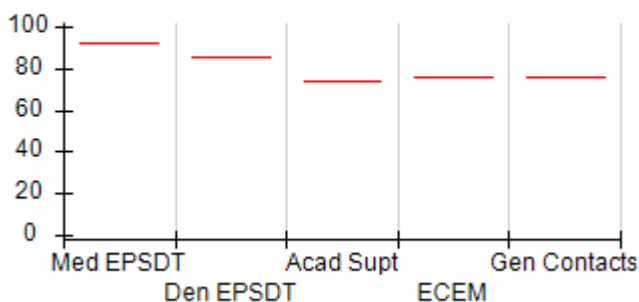
Safety Outcomes (%)



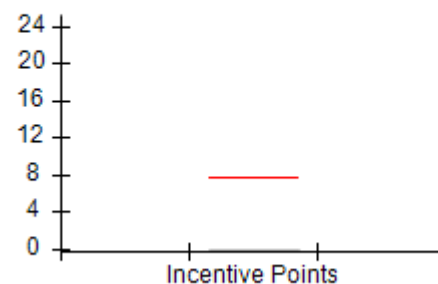
Permanency Outcomes (%)



Well-Being Outcomes (%)



Incentives Earned (Points)





## Performance-Based Placement Measures

### RBWO Provider GA+SCORECARD - CCI

Report Quarter: Q1 FY2020

<b>Provider/Program Name: Gentle Loving Care Center - Residential Treatment Program: Sunhill Rd. (5360) - CCI</b>				
3255 Sunhill Road, Sandersville, GA 31082		Quarterly Scores (Grades)		Current Quarter Score (Grade)
Phone: 4788042034		Q1: 100.00 (A+)	Q2: N/A	<b>100.00% (A+)</b>
Vendor ID# 159089		Q3: N/A	Q4: N/A	
Program Census Information:		# Children in Care During Quarter: 0	# Placements During Quarter: 0	# Children in Care On Last Day: 0
	Avg Performance All CCIs (%)	Provider Performance (%)*	Possible Points (Weight)	Provider Points Earned
<b>OPM Monitoring Reviews</b>				
Annual Comprehensive Reviews	83%	Not Yet Conducted		
Safety Reviews	86%	Not Yet Conducted		
<b>Monitoring Sub-Total</b>				<b>0.00</b>
<b>CCI Safety Outcomes</b>				
Incidence of Maltreatment	0.00%	Not Eligible		
Staff Training/Foundations	96%	100%	10	10.00
Staff Safety Checks	87%	100%	10	10.00
<b>Safety Sub-Total</b>			<b>20</b>	<b>20.00</b>
<b>CCI Permanency Outcomes</b>				
Placement Stability	89%	Not Eligible		
<b>Permanency Sub-Total</b>			<b>N/A</b>	
<b>CCI Well-Being Outcomes</b>				
EPSDT Medical Visits	92%	Not Eligible		
EPSDT Dental Visits	85%	Not Eligible		
Academic Supports	74%	Not Eligible		
Provider ECEM Visits	76%	Not Eligible		
Provider General Contacts	76%	Not Eligible		
Placements with Siblings	38%	Not Eligible	Not Scored	Not Scored
Placements within Legal County	14%	Not Eligible	Not Scored	Not Scored
<b>Well-Being Sub-Total</b>			<b>N/A</b>	
*Performance calculation descriptions can be found in the FY 2019 RBWO PBP Measurements and Standards Guide.				

<b>Monitoring &amp; Outcomes: Possible Points = 20</b>	<b>Points Earned = 20.00</b>
<b>Score Before Incentives Credit</b>	<b>100.00%</b>
<b>Incentives Awarded</b>	<b>0.00 pts</b>
<b>PBP Verification</b>	<b>N/A pts</b>
<b>Total Score</b>	<b>100.00%</b>



**DHS, DFCS, Office of Provider Management**  
**Performance-Based Placement Measures**  
**RBWO Provider GA+SCORECARD - CCI**



**Report Quarter: Q1 FY2020**

**Provider/Program Name: Gentle Loving Care Center - Residential Treatment Program: Sunhill Rd. (5360) - CCI**

Program Census Information:		# Children in Care During Quarter: 0	# Placements During Quarter: 0	# Children in Care On Last Day: 0
CCI Incentive Credits	Avg Performance All CCIs (Points)	Provider Performance (%)*	Possible Points (Weight)	Provider Points Earned
Early EPSDT Medical Visits		Not Eligible	2	
Early EPSDT Dental Visits		Not Eligible	2	
Permanency Contacts		None Planned	5	
Additional Academic Supports		Not Eligible	2	
HS Grad/GED/Prof or Trade Certificate/College		N/A	10/5/5/1	
EYSS Agreement		Not Eligible	5	
Community Connections		Not Eligible	4	
Active Agency Accreditation		0%	4	0.00
Staff Clinical Licensure		0%	5	0.00
Behavior Management (threshold = 0)		0%	4	
<b>Incentives Total</b>	<b>7.78</b>			<b>0.00</b>
Maximum total combined incentive credit allowed is 10 points.			<b>Incentives Awarded</b>	<b>0.00</b>

\*Performance calculation descriptions can be found in the FY 2019 RBWO PBP Measurements and Standards Guide.

### Child Protective Services Investigations and Dispositions

The following investigations data, which is not used for scoring but is considered significant to a provider's performance, is from Georgia SHINES and is not considered final or complete until the end of the fiscal year.

Total Reports:	0
Number Screened In:	0
Number Screened Out:	0
Number Substantiated:	0
Number Unsubstantiated:	0
Number Active CPS Investigations:	0



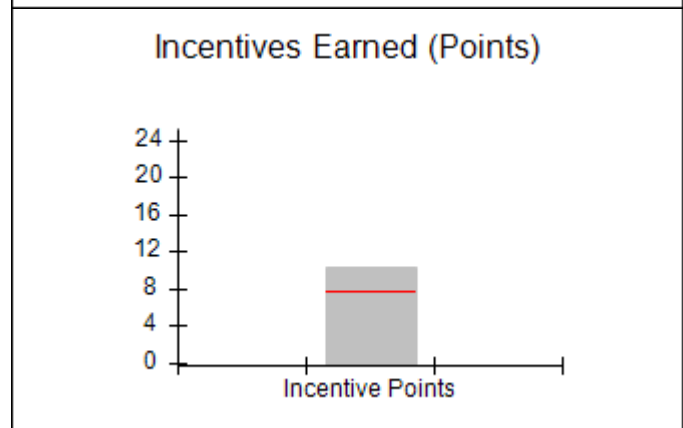
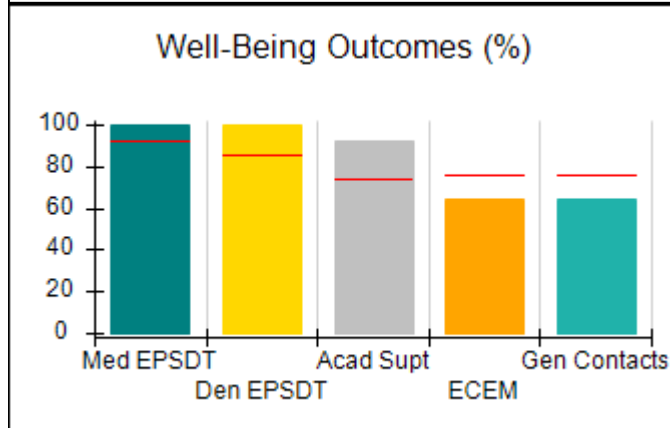
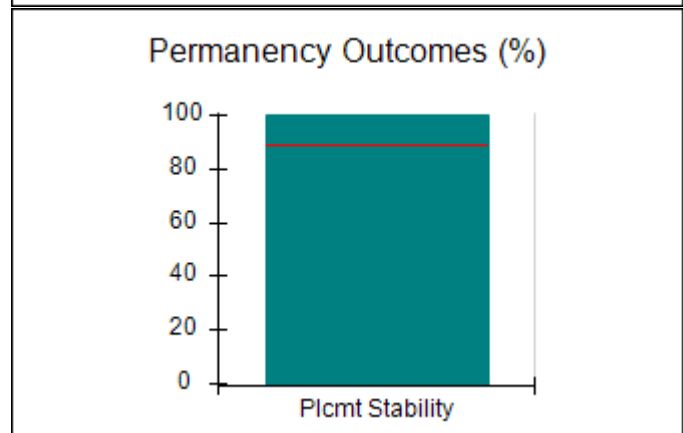
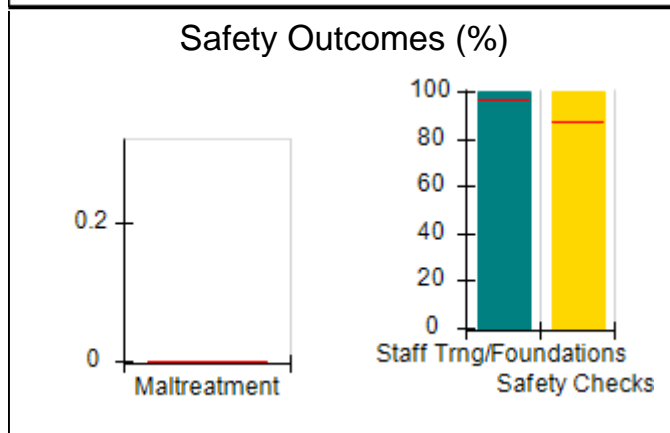
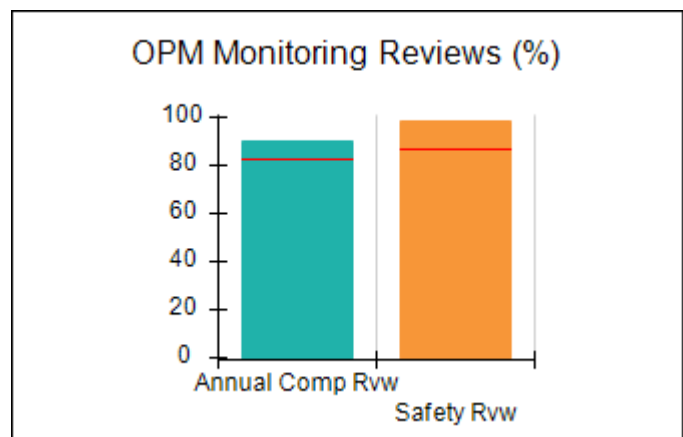
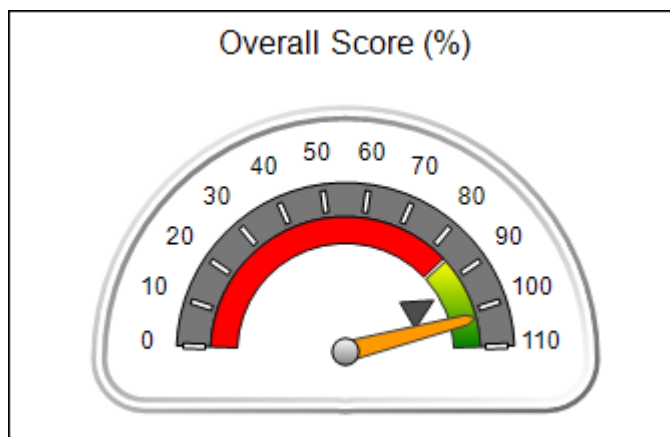
**DHS, DFCS, Office of Provider Management**  
**Performance-Based Placement Measures**  
**RBWO Provider GA+SCORECARD - CCI**



**Report Quarter: Q1 FY2020**

<b>Provider/Program Name: Georgia Baptist Children's Home &amp; Family Ministries - Alice's House (663) - CCI</b>			
624 Folds Rd., Carrollton, GA 30117	<b>Quarterly Scores (Grades)</b>		<b>Current Quarter Score (Grade)</b>
Phone: 770-834-1116	Q1: 102.11 (A+)	Q2: N/A	<b>102.11%</b> <b>(A+)</b>
Vendor ID# 35358	Q3: N/A	Q4: N/A	
Program Census Information:	# Children in Care During Quarter: 5	# Placements During Quarter: 5	# Children in Care On Last Day: 4
<b>Quarterly Provider Comparisons to All CCIs</b>			

▼ — indicates average for all CCIs





DHS, DFCS, Office of Provider Management  
**Performance-Based Placement Measures**  
**RBWO Provider GA+SCORECARD - CCI**



Report Quarter: Q1 FY2020

**Provider/Program Name: Georgia Baptist Children's Home & Family Ministries - Alice's House (663) - CCI**

624 Folds Rd., Carrollton, GA 30117	Quarterly Scores (Grades)		Current Quarter Score (Grade)
Phone: 770-834-1116	Q1: 102.11 (A+)	Q2: N/A	<b>102.11% (A+)</b>
Vendor ID# 35358	Q3: N/A	Q4: N/A	

Program Census Information:	# Children in Care During Quarter: 5	# Placements During Quarter: 5	# Children in Care On Last Day: 4
-----------------------------	--------------------------------------	--------------------------------	-----------------------------------

	Avg Performance All CCIs (%)	Provider Performance (%)*	Possible Points (Weight)	Provider Points Earned
--	------------------------------	---------------------------	--------------------------	------------------------

**OPM Monitoring Reviews**

Annual Comprehensive Reviews	83%	91%	25	22.64
Safety Reviews	86%	98%	15	14.75
<b>Monitoring Sub-Total</b>			<b>40</b>	<b>37.39</b>

**CCI Safety Outcomes**

Incidence of Maltreatment	0.00%	No Substantiated Reports	10	10.00
Staff Training/Foundations	96%	100%	5	5.00
Staff Safety Checks	87%	100%	5	5.00
<b>Safety Sub-Total</b>			<b>20</b>	<b>20.00</b>

**CCI Permanency Outcomes**

Placement Stability	89%	100%	15	15.00
<b>Permanency Sub-Total</b>			<b>15</b>	<b>15.00</b>

**CCI Well-Being Outcomes**

EPSDT Medical Visits	92%	100%	4	4.00
EPSDT Dental Visits	85%	100%	4	4.00
Academic Supports	74%	92%	3	2.76
Provider ECEM Visits	76%	64%	7	4.48
Provider General Contacts	76%	64%	7	4.48
Placements with Siblings	38%	Not Eligible	Not Scored	Not Scored
Placements within Legal County	14%	100%	Not Scored	Not Scored
<b>Well-Being Sub-Total</b>			<b>25</b>	<b>19.72</b>

\*Performance calculation descriptions can be found in the FY 2019 RBWO PBP Measurements and Standards Guide.

<b>Monitoring &amp; Outcomes: Possible Points = 100</b>	<b>Points Earned = 92.11</b>
<b>Score Before Incentives Credit</b>	<b>92.11%</b>
<b>Incentives Awarded</b>	<b>10.00 pts</b>
<b>PBP Verification</b>	<b>N/A pts</b>
<b>Total Score</b>	<b>102.11%</b>



**DHS, DFCS, Office of Provider Management**  
**Performance-Based Placement Measures**  
**RBWO Provider GA+SCORECARD - CCI**



**Report Quarter: Q1 FY2020**

<b>Provider/Program Name: Georgia Baptist Children's Home &amp; Family Ministries - Alice's House (663) - CCI</b>				
<b>Program Census Information:</b>		<b># Children in Care During Quarter: 5</b>	<b># Placements During Quarter: 5</b>	<b># Children in Care On Last Day: 4</b>
<b>CCI Incentive Credits</b>	<b>Avg Performance All CCIs (Points)</b>	<b>Provider Performance (%)*</b>	<b>Possible Points (Weight)</b>	<b>Provider Points Earned</b>
Early EPSDT Medical Visits		100%	2	2.00
Early EPSDT Dental Visits		100%	2	2.00
Permanency Contacts		None Planned	5	
Additional Academic Supports		18%	2	0.36
HS Grad/GED/Prof or Trade Certificate/College		N/A	10/5/5/1	
EYSS Agreement		Not Eligible	5	
Community Connections		0%	4	0.00
Active Agency Accreditation		50%	4	2.00
Staff Clinical Licensure		0%	5	0.00
Behavior Management (threshold = 0)		100%	4	4.00
<b>Incentives Total</b>	<b>7.78</b>			<b>10.36</b>
Maximum total combined incentive credit allowed is 10 points.			<b>Incentives Awarded</b>	<b>10.00</b>
*Performance calculation descriptions can be found in the FY 2019 RBWO PBP Measurements and Standards Guide.				

<b>Child Protective Services Investigations and Dispositions</b>		
The following investigations data, which is not used for scoring but is considered significant to a provider's performance, is from Georgia SHINES and is not considered final or complete until the end of the fiscal year.		
Total Reports:	0	
Number Screened In:	0	
Number Screened Out:	0	
Number Substantiated:	0	
Number Unsubstantiated:	0	
Number Active CPS Investigations:	0	



DHS, DFCS, Office of Provider Management

## Performance-Based Placement Measures

### RBWO Provider GA+SCORECARD - CCI



Report Quarter: Q1 FY2020

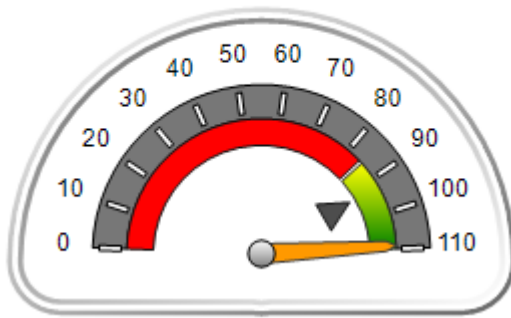
**Provider/Program Name: Georgia Baptist Children's Home & Family Ministries - Angel's House (657) - CCI**

1401 Holbrook Rd., Newnan, GA 30263-7712	Quarterly Scores (Grades)		Current Quarter Score (Grade)
Phone: 770-251-7050	Q1: 109.15 (A+)	Q2: N/A	<b>109.15%</b> <b>(A+)</b>
Vendor ID# 35367	Q3: N/A	Q4: N/A	
Program Census Information:	# Children in Care During Quarter: 7	# Placements During Quarter: 7	# Children in Care On Last Day: 6

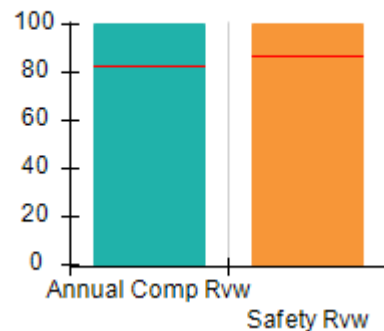
### Quarterly Provider Comparisons to All CCIs

▼ — indicates average for all CCIs

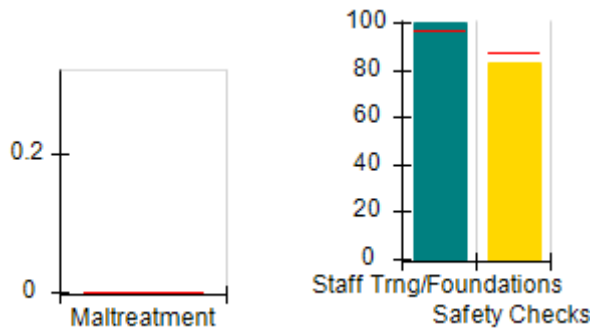
Overall Score (%)



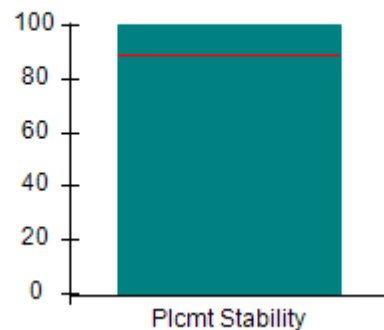
OPM Monitoring Reviews (%)



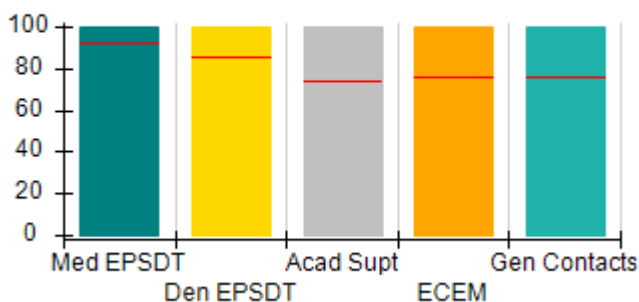
Safety Outcomes (%)



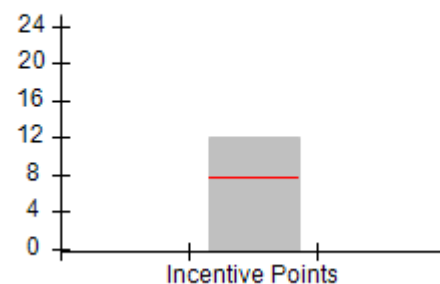
Permanency Outcomes (%)



Well-Being Outcomes (%)



Incentives Earned (Points)





## Performance-Based Placement Measures

### RBWO Provider GA+SCORECARD - CCI

Report Quarter: Q1 FY2020

<b>Provider/Program Name: Georgia Baptist Children's Home &amp; Family Ministries - Angel's House (657) - CCI</b>				
1401 Holbrook Rd., Newnan, GA 30263-7712		Quarterly Scores (Grades)		Current Quarter Score (Grade)
Phone: 770-251-7050		Q1: 109.15 (A+)	Q2: N/A	<b>109.15% (A+)</b>
Vendor ID# 35367		Q3: N/A	Q4: N/A	
Program Census Information:		# Children in Care During Quarter: 7	# Placements During Quarter: 7	# Children in Care On Last Day: 6
	Avg Performance All CCIs (%)	Provider Performance (%)*	Possible Points (Weight)	Provider Points Earned
<b>OPM Monitoring Reviews</b>				
Annual Comprehensive Reviews	83%	100%	25	25.00
Safety Reviews	86%	100%	15	15.00
<b>Monitoring Sub-Total</b>			<b>40</b>	<b>40.00</b>
<b>CCI Safety Outcomes</b>				
Incidence of Maltreatment	0.00%	No Substantiated Reports	10	10.00
Staff Training/Foundations	96%	100%	5	5.00
Staff Safety Checks	87%	83%	5	4.15
<b>Safety Sub-Total</b>			<b>20</b>	<b>19.15</b>
<b>CCI Permanency Outcomes</b>				
Placement Stability	89%	100%	15	15.00
<b>Permanency Sub-Total</b>			<b>15</b>	<b>15.00</b>
<b>CCI Well-Being Outcomes</b>				
EPSDT Medical Visits	92%	100%	4	4.00
EPSDT Dental Visits	85%	100%	4	4.00
Academic Supports	74%	100%	3	3.00
Provider ECEM Visits	76%	100%	7	7.00
Provider General Contacts	76%	100%	7	7.00
Placements with Siblings	38%	0%	Not Scored	Not Scored
Placements within Legal County	14%	Not Eligible	Not Scored	Not Scored
<b>Well-Being Sub-Total</b>			<b>25</b>	<b>25.00</b>

\*Performance calculation descriptions can be found in the FY 2019 RBWO PBP Measurements and Standards Guide.

<b>Monitoring &amp; Outcomes: Possible Points = 100</b>		<b>Points Earned = 99.15</b>	
<b>Score Before Incentives Credit</b>			<b>99.15%</b>
<b>Incentives Awarded</b>			<b>10.00 pts</b>
<b>PBP Verification</b>			<b>N/A pts</b>
<b>Total Score</b>			<b>109.15%</b>





**DHS, DFCS, Office of Provider Management**  
**Performance-Based Placement Measures**  
**RBWO Provider GA+SCORECARD - CCI**



**Report Quarter: Q1 FY2020**

**Provider/Program Name: Georgia Baptist Children's Home & Family Ministries - Angel's House (657) - CCI**

Program Census Information:		# Children in Care During Quarter: 7	# Placements During Quarter: 7	# Children in Care On Last Day: 6
CCI Incentive Credits	Avg Performance All CCIs (Points)	Provider Performance (%)*	Possible Points (Weight)	Provider Points Earned
Early EPSDT Medical Visits		100%	2	2.00
Early EPSDT Dental Visits		100%	2	2.00
Permanency Contacts		None Planned	5	
Additional Academic Supports		100%	2	2.00
HS Grad/GED/Prof or Trade Certificate/College		N/A	10/5/5/1	
EYSS Agreement		Not Eligible	5	
Community Connections		0%	4	0.00
Active Agency Accreditation		50%	4	2.00
Staff Clinical Licensure		0%	5	0.00
Behavior Management (threshold = 0)		100%	4	4.00
<b>Incentives Total</b>	<b>7.78</b>			<b>12.00</b>
Maximum total combined incentive credit allowed is 10 points.			<b>Incentives Awarded</b>	<b>10.00</b>

\*Performance calculation descriptions can be found in the FY 2019 RBWO PBP Measurements and Standards Guide.

**Child Protective Services Investigations and Dispositions**

The following investigations data, which is not used for scoring but is considered significant to a provider's performance, is from Georgia SHINES and is not considered final or complete until the end of the fiscal year.

Total Reports:	0
Number Screened In:	0
Number Screened Out:	0
Number Substantiated:	0
Number Unsubstantiated:	0
Number Active CPS Investigations:	0



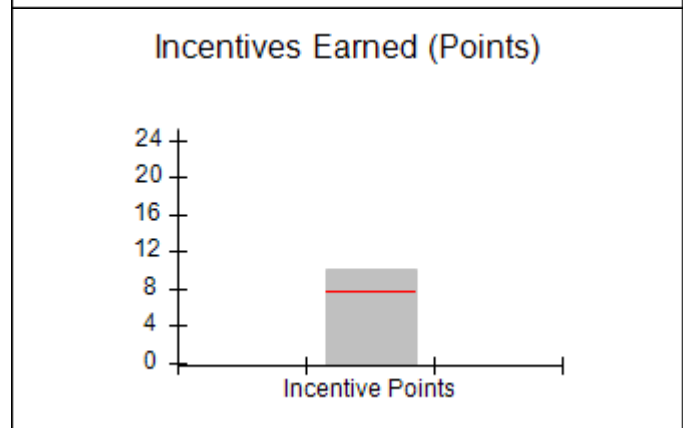
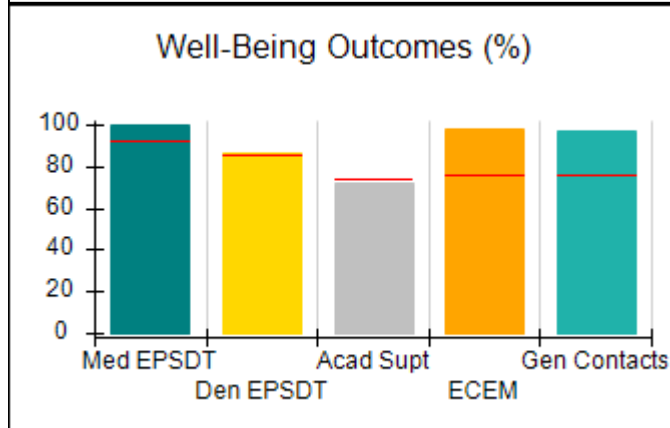
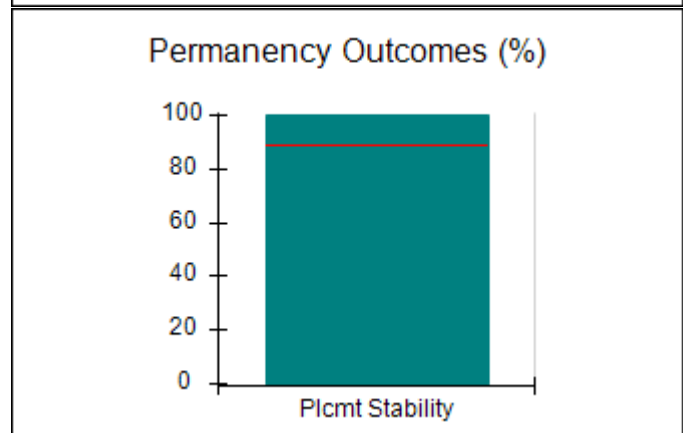
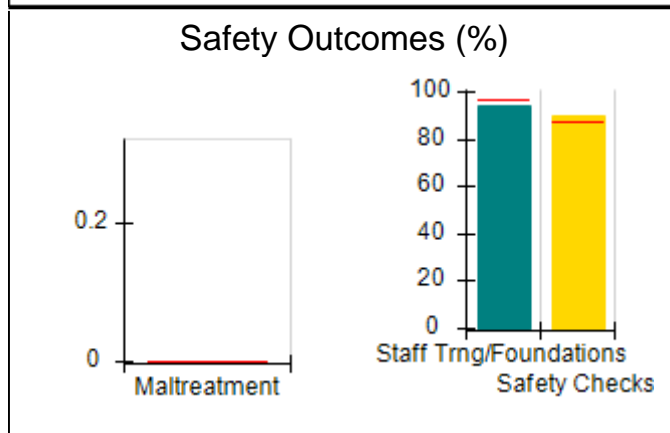
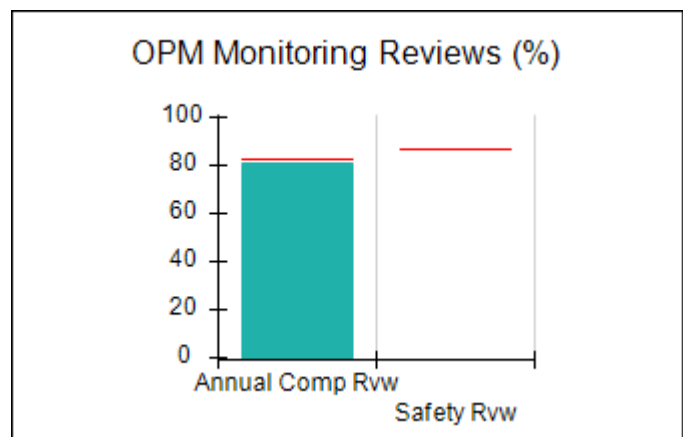
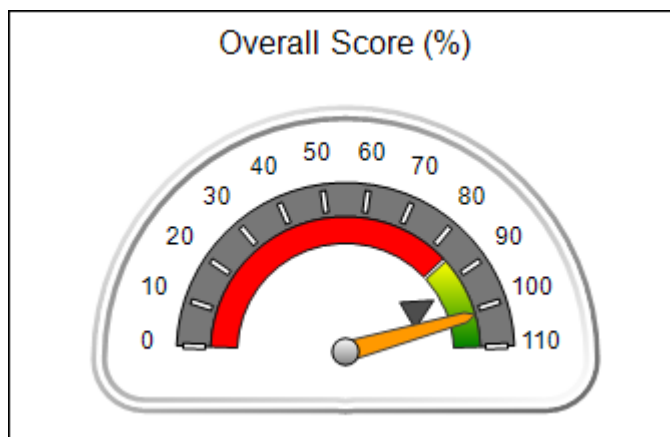
**DHS, DFCS, Office of Provider Management**  
**Performance-Based Placement Measures**  
**RBWO Provider GA+SCORECARD - CCI**



**Report Quarter: Q1 FY2020**

<b>Provider/Program Name: Georgia Baptist Children's Home &amp; Family Ministries - Baxley Campus (664) - CCI</b>			
9420 Blackshear Hwy., Baxley, GA 31513	<b>Quarterly Scores (Grades)</b>		<b>Current Quarter Score (Grade)</b>
Phone: 912-367-6691	Q1: 101.34 (A+)	Q2: N/A	<b>101.34%</b> <b>(A+)</b>
Vendor ID# 35359	Q3: N/A	Q4: N/A	
Program Census Information:	# Children in Care During Quarter: 28	# Placements During Quarter: 28	# Children in Care On Last Day: 22
<b>Quarterly Provider Comparisons to All CCIs</b>			

▼ — indicates average for all CCIs





## Performance-Based Placement Measures

### RBWO Provider GA+SCORECARD - CCI

Report Quarter: Q1 FY2020

<b>Provider/Program Name: Georgia Baptist Children's Home &amp; Family Ministries - Baxley Campus (664) - CCI</b>				
9420 Blackshear Hwy., Baxley, GA 31513		Quarterly Scores (Grades)		Current Quarter Score (Grade)
Phone: 912-367-6691		Q1: 101.34 (A+)	Q2: N/A	<b>101.34% (A+)</b>
Vendor ID# 35359		Q3: N/A	Q4: N/A	
Program Census Information:		# Children in Care During Quarter: 28	# Placements During Quarter: 28	# Children in Care On Last Day: 22
	Avg Performance All CCIs (%)	Provider Performance (%)*	Possible Points (Weight)	Provider Points Earned
<b>OPM Monitoring Reviews</b>				
Annual Comprehensive Reviews	83%	81%	25	20.19
Safety Reviews	86%	Not Yet Conducted		
<b>Monitoring Sub-Total</b>			<b>25</b>	<b>20.19</b>
<b>CCI Safety Outcomes</b>				
Incidence of Maltreatment	0.00%	No Substantiated Reports	10	10.00
Staff Training/Foundations	96%	94%	5	4.70
Staff Safety Checks	87%	90%	5	4.50
<b>Safety Sub-Total</b>			<b>20</b>	<b>19.20</b>
<b>CCI Permanency Outcomes</b>				
Placement Stability	89%	100%	15	15.00
<b>Permanency Sub-Total</b>			<b>15</b>	<b>15.00</b>
<b>CCI Well-Being Outcomes</b>				
EPSDT Medical Visits	92%	100%	4	4.00
EPSDT Dental Visits	85%	86%	4	3.44
Academic Supports	74%	72%	3	2.16
Provider ECEM Visits	76%	98%	7	6.86
Provider General Contacts	76%	97%	7	6.79
Placements with Siblings	38%	6%	Not Scored	Not Scored
Placements within Legal County	14%	0%	Not Scored	Not Scored
<b>Well-Being Sub-Total</b>			<b>25</b>	<b>23.25</b>
*Performance calculation descriptions can be found in the FY 2019 RBWO PBP Measurements and Standards Guide.				

<b>Monitoring &amp; Outcomes: Possible Points = 85</b>		<b>Points Earned = 77.64</b>	
<b>Score Before Incentives Credit</b>			<b>91.34%</b>
<b>Incentives Awarded</b>			<b>10.00 pts</b>
<b>PBP Verification</b>			<b>N/A pts</b>
<b>Total Score</b>			<b>101.34%</b>



**DHS, DFCS, Office of Provider Management**  
**Performance-Based Placement Measures**  
**RBWO Provider GA+SCORECARD - CCI**



**Report Quarter: Q1 FY2020**

**Provider/Program Name: Georgia Baptist Children's Home & Family Ministries - Baxley Campus (664) - CCI**

Program Census Information:		# Children in Care During Quarter: 28	# Placements During Quarter: 28	# Children in Care On Last Day: 22
CCI Incentive Credits	Avg Performance All CCIs (Points)	Provider Performance (%)*	Possible Points (Weight)	Provider Points Earned
Early EPSDT Medical Visits		100%	2	2.00
Early EPSDT Dental Visits		57%	2	1.14
Permanency Contacts		0%	5	0.00
Additional Academic Supports		45%	2	0.90
HS Grad/GED/Prof or Trade Certificate/College		N/A	10/5/5/1	
EYSS Agreement		Not Eligible	5	
Community Connections		0%	4	0.00
Active Agency Accreditation		50%	4	2.00
Staff Clinical Licensure		0%	5	0.00
Behavior Management (threshold = 0)		100%	4	4.00
<b>Incentives Total</b>	<b>7.78</b>			<b>10.04</b>
Maximum total combined incentive credit allowed is 10 points.			<b>Incentives Awarded</b>	<b>10.00</b>

\*Performance calculation descriptions can be found in the FY 2019 RBWO PBP Measurements and Standards Guide.

**Child Protective Services Investigations and Dispositions**

The following investigations data, which is not used for scoring but is considered significant to a provider's performance, is from Georgia SHINES and is not considered final or complete until the end of the fiscal year.

Total Reports:	0
Number Screened In:	0
Number Screened Out:	0
Number Substantiated:	0
Number Unsubstantiated:	1
Number Active CPS Investigations:	-1



DHS, DFCS, Office of Provider Management

## Performance-Based Placement Measures

### RBWO Provider GA+SCORECARD - CCI



Report Quarter: Q1 FY2020

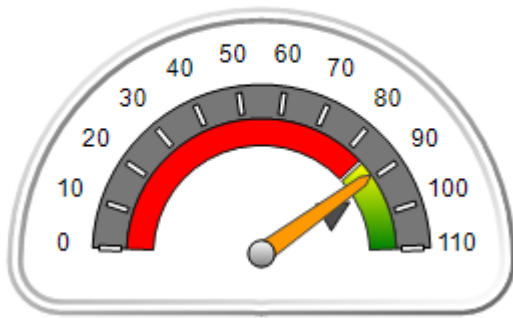
**Provider/Program Name: Georgia Baptist Children's Home & Family Ministries - dba Good Shepherd The (685) - CCI**

390 Bar Rest Ranch Road, Warm Springs, GA 31830	Quarterly Scores (Grades)		Current Quarter Score (Grade)
Phone: 706-655-2354	Q1: 89.02 (B+)	Q2: N/A	<b>89.02%</b> <b>(B+)</b>
Vendor ID# 35364	Q3: N/A	Q4: N/A	
Program Census Information:	# Children in Care During Quarter: 0	# Placements During Quarter: 0	# Children in Care On Last Day: 0

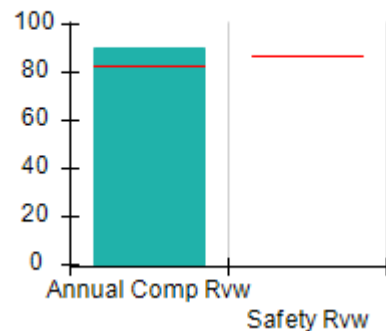
### Quarterly Provider Comparisons to All CCIs

▼ — indicates average for all CCIs

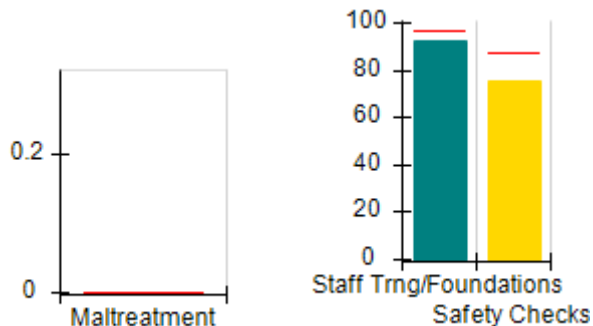
Overall Score (%)



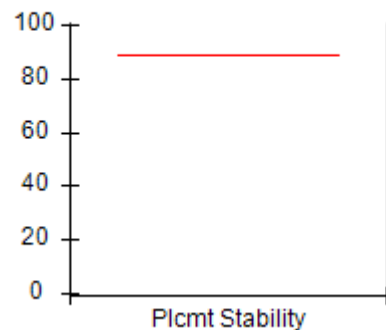
OPM Monitoring Reviews (%)



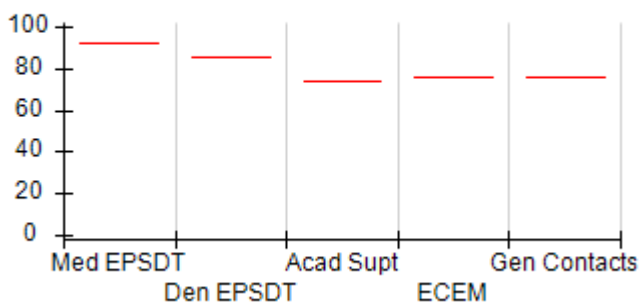
Safety Outcomes (%)



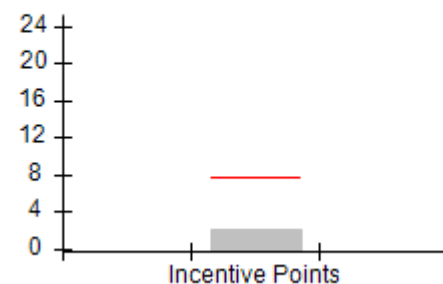
Permanency Outcomes (%)



Well-Being Outcomes (%)



Incentives Earned (Points)





# Performance-Based Placement Measures

## RBWO Provider GA+SCORECARD - CCI

Report Quarter: Q1 FY2020

<b>Provider/Program Name: Georgia Baptist Children's Home &amp; Family Ministries - dba Good Shepherd The (685) - CCI</b>				
<b>390 Bar Rest Ranch Road, Warm Springs, GA 31830</b>		<b>Quarterly Scores (Grades)</b>		<b>Current Quarter Score (Grade)</b>
<b>Phone: 706-655-2354</b>		<b>Q1: 89.02 (B+)</b>	<b>Q2: N/A</b>	<b>89.02% (B+)</b>
<b>Vendor ID# 35364</b>		<b>Q3: N/A</b>	<b>Q4: N/A</b>	
Program Census Information:		# Children in Care During Quarter: 0	# Placements During Quarter: 0	# Children in Care On Last Day: 0
	<b>Avg Performance All CCIs (%)</b>	<b>Provider Performance (%)*</b>	<b>Possible Points (Weight)</b>	<b>Provider Points Earned</b>
<b>OPM Monitoring Reviews</b>				
Annual Comprehensive Reviews	83%	90%	25	22.46
Safety Reviews	86%	Not Yet Conducted		
<b>Monitoring Sub-Total</b>			<b>25</b>	<b>22.46</b>
<b>CCI Safety Outcomes</b>				
Incidence of Maltreatment	0.00%	Not Eligible		
Staff Training/Foundations	96%	92%	10	9.20
Staff Safety Checks	87%	75%	10	7.50
<b>Safety Sub-Total</b>			<b>20</b>	<b>16.70</b>
<b>CCI Permanency Outcomes</b>				
Placement Stability	89%	Not Eligible		
<b>Permanency Sub-Total</b>			<b>N/A</b>	
<b>CCI Well-Being Outcomes</b>				
EPSDT Medical Visits	92%	Not Eligible		
EPSDT Dental Visits	85%	Not Eligible		
Academic Supports	74%	Not Eligible		
Provider ECEM Visits	76%	Not Eligible		
Provider General Contacts	76%	Not Eligible		
Placements with Siblings	38%	Not Eligible	Not Scored	Not Scored
Placements within Legal County	14%	Not Eligible	Not Scored	Not Scored
<b>Well-Being Sub-Total</b>			<b>N/A</b>	
*Performance calculation descriptions can be found in the FY 2019 RBWO PBP Measurements and Standards Guide.				

<b>Monitoring &amp; Outcomes: Possible Points = 45</b>		<b>Points Earned = 39.16</b>	
<b>Score Before Incentives Credit</b>			<b>87.02%</b>
<b>Incentives Awarded</b>			<b>2.00 pts</b>
<b>PBP Verification</b>			<b>N/A pts</b>
<b>Total Score</b>			<b>89.02%</b>



DHS, DFCS, Office of Provider Management  
**Performance-Based Placement Measures**  
**RBWO Provider GA+SCORECARD - CCI**



Report Quarter: Q1 FY2020

**Provider/Program Name: Georgia Baptist Children's Home & Family Ministries - dba Good Shepherd The (685) - CCI**

Program Census Information:		# Children in Care During Quarter: 0	# Placements During Quarter: 0	# Children in Care On Last Day: 0
CCI Incentive Credits	Avg Performance All CCIs (Points)	Provider Performance (%)*	Possible Points (Weight)	Provider Points Earned
Early EPSDT Medical Visits		Not Eligible	2	
Early EPSDT Dental Visits		Not Eligible	2	
Permanency Contacts		None Planned	5	
Additional Academic Supports		Not Eligible	2	
HS Grad/GED/Prof or Trade Certificate/College		N/A	10/5/5/1	
EYSS Agreement		Not Eligible	5	
Community Connections		Not Eligible	4	
Active Agency Accreditation		50%	4	2.00
Staff Clinical Licensure		0%	5	0.00
Behavior Management (threshold = 0)		0%	4	
<b>Incentives Total</b>	<b>7.78</b>			<b>2.00</b>
Maximum total combined incentive credit allowed is 10 points.			<b>Incentives Awarded</b>	<b>2.00</b>

\*Performance calculation descriptions can be found in the FY 2019 RBWO PBP Measurements and Standards Guide.

### Child Protective Services Investigations and Dispositions

The following investigations data, which is not used for scoring but is considered significant to a provider's performance, is from Georgia SHINES and is not considered final or complete until the end of the fiscal year.

Total Reports:	0
Number Screened In:	0
Number Screened Out:	0
Number Substantiated:	0
Number Unsubstantiated:	0
Number Active CPS Investigations:	0



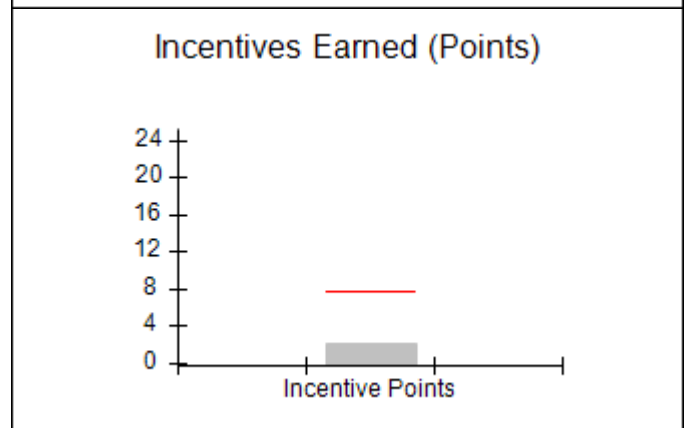
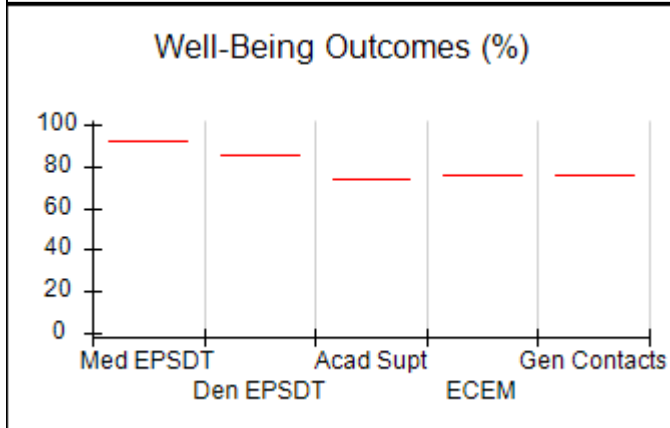
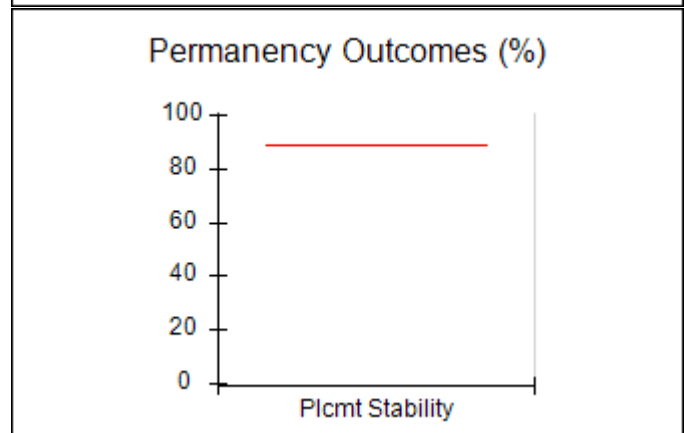
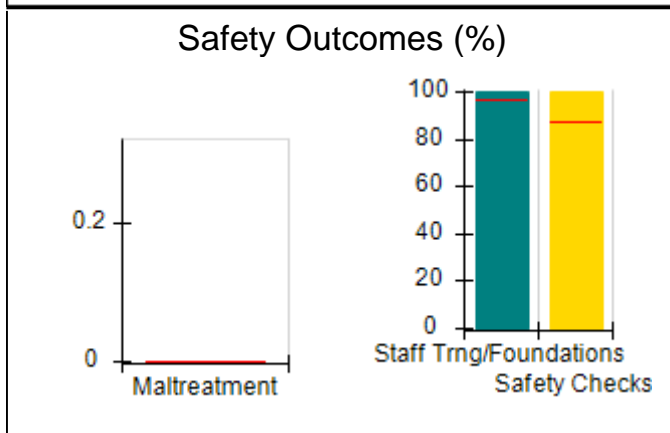
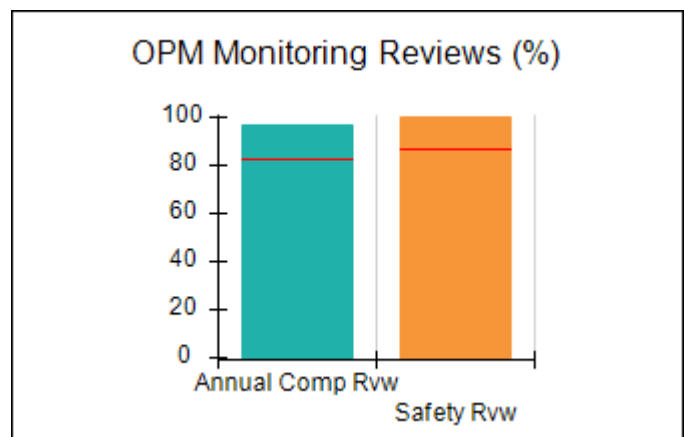
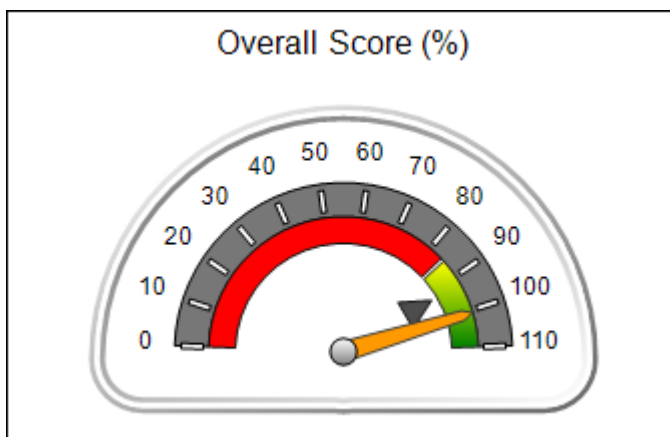
**DHS, DFCS, Office of Provider Management**  
**Performance-Based Placement Measures**  
**RBWO Provider GA+SCORECARD - CCI**



**Report Quarter: Q1 FY2020**

<b>Provider/Program Name: Georgia Baptist Children's Home &amp; Family Ministries - Maternity Home (662) - CCI</b>			
9250 Hutcheson Ferry Rd., Palmetto, GA 30268	<b>Quarterly Scores (Grades)</b>		<b>Current Quarter Score (Grade)</b>
Phone: 770-463-3344	Q1: 100.77 (A+)	Q2: N/A	<b>100.77% (A+)</b>
Vendor ID# 35369	Q3: N/A	Q4: N/A	
Program Census Information:	# Children in Care During Quarter: 0	# Placements During Quarter: 0	# Children in Care On Last Day: 0
<b>Quarterly Provider Comparisons to All CCIs</b>			

▼ — indicates average for all CCIs







# Performance-Based Placement Measures

## RBWO Provider GA+SCORECARD - CCI

Report Quarter: Q1 FY2020

<b>Provider/Program Name: Georgia Baptist Children's Home &amp; Family Ministries - Maternity Home (662) - CCI</b>				
9250 Hutcheson Ferry Rd., Palmetto, GA 30268		Quarterly Scores (Grades)		Current Quarter Score (Grade)
Phone: 770-463-3344		Q1: 100.77 (A+)	Q2: N/A	<b>100.77% (A+)</b>
Vendor ID# 35369		Q3: N/A	Q4: N/A	
Program Census Information:		# Children in Care During Quarter: 0	# Placements During Quarter: 0	# Children in Care On Last Day: 0
	Avg Performance All CCIs (%)	Provider Performance (%)*	Possible Points (Weight)	Provider Points Earned
<b>OPM Monitoring Reviews</b>				
Annual Comprehensive Reviews	83%	97%	25	24.26
Safety Reviews	86%	100%	15	15.00
<b>Monitoring Sub-Total</b>			<b>40</b>	<b>39.26</b>
<b>CCI Safety Outcomes</b>				
Incidence of Maltreatment	0.00%	Not Eligible		
Staff Training/Foundations	96%	100%	10	10.00
Staff Safety Checks	87%	100%	10	10.00
<b>Safety Sub-Total</b>			<b>20</b>	<b>20.00</b>
<b>CCI Permanency Outcomes</b>				
Placement Stability	89%	Not Eligible		
<b>Permanency Sub-Total</b>			<b>N/A</b>	
<b>CCI Well-Being Outcomes</b>				
EPSDT Medical Visits	92%	Not Eligible		
EPSDT Dental Visits	85%	Not Eligible		
Academic Supports	74%	Not Eligible		
Provider ECEM Visits	76%	Not Eligible		
Provider General Contacts	76%	Not Eligible		
Placements with Siblings	38%	Not Eligible	Not Scored	Not Scored
Placements within Legal County	14%	Not Eligible	Not Scored	Not Scored
<b>Well-Being Sub-Total</b>			<b>N/A</b>	
*Performance calculation descriptions can be found in the FY 2019 RBWO PBP Measurements and Standards Guide.				

<b>Monitoring &amp; Outcomes: Possible Points = 60</b>		<b>Points Earned = 59.26</b>	
<b>Score Before Incentives Credit</b>			<b>98.77%</b>
<b>Incentives Awarded</b>			<b>2.00 pts</b>
<b>PBP Verification</b>			<b>N/A pts</b>
<b>Total Score</b>			<b>100.77%</b>



DHS, DFCS, Office of Provider Management  
**Performance-Based Placement Measures**  
**RBWO Provider GA+SCORECARD - CCI**



Report Quarter: Q1 FY2020

**Provider/Program Name: Georgia Baptist Children's Home & Family Ministries - Maternity Home (662) - CCI**

Program Census Information:		# Children in Care During Quarter: 0	# Placements During Quarter: 0	# Children in Care On Last Day: 0
CCI Incentive Credits	Avg Performance All CCIs (Points)	Provider Performance (%)*	Possible Points (Weight)	Provider Points Earned
Early EPSDT Medical Visits		Not Eligible	2	
Early EPSDT Dental Visits		Not Eligible	2	
Permanency Contacts		None Planned	5	
Additional Academic Supports		Not Eligible	2	
HS Grad/GED/Prof or Trade Certificate/College		N/A	10/5/5/1	
EYSS Agreement		Not Eligible	5	
Community Connections		Not Eligible	4	
Active Agency Accreditation		50%	4	2.00
Staff Clinical Licensure		0%	5	0.00
Behavior Management (threshold = 0)		0%	4	
<b>Incentives Total</b>	<b>7.78</b>			<b>2.00</b>
Maximum total combined incentive credit allowed is 10 points.			<b>Incentives Awarded</b>	<b>2.00</b>

\*Performance calculation descriptions can be found in the FY 2019 RBWO PBP Measurements and Standards Guide.

**Child Protective Services Investigations and Dispositions**

The following investigations data, which is not used for scoring but is considered significant to a provider's performance, is from Georgia SHINES and is not considered final or complete until the end of the fiscal year.

Total Reports:	0
Number Screened In:	0
Number Screened Out:	0
Number Substantiated:	0
Number Unsubstantiated:	0
Number Active CPS Investigations:	0



DHS, DFCS, Office of Provider Management

## Performance-Based Placement Measures

### RBWO Provider GA+SCORECARD - CCI



Report Quarter: Q1 FY2020

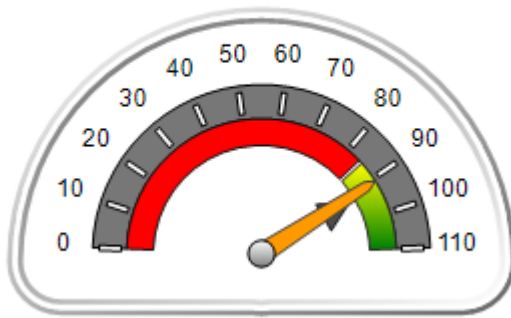
**Provider/Program Name: Georgia Baptist Children's Home & Family Ministries - Meansville Campus (666) - CCI**

2821 Hwy 19 South, Meansville, GA 30256	Quarterly Scores (Grades)		Current Quarter Score (Grade)
Phone: 770-567-8987	Q1: 90.89 (A-)	Q2: N/A	<b>90.89%</b> <b>(A-)</b>
Vendor ID# 35370	Q3: N/A	Q4: N/A	
Program Census Information:	# Children in Care During Quarter: 9	# Placements During Quarter: 9	# Children in Care On Last Day: 9

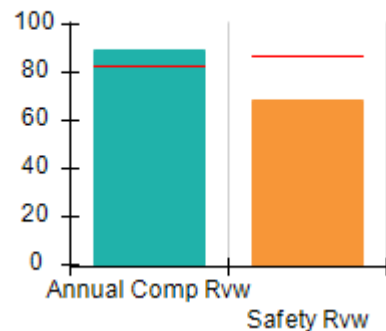
### Quarterly Provider Comparisons to All CCIs

▼ — indicates average for all CCIs

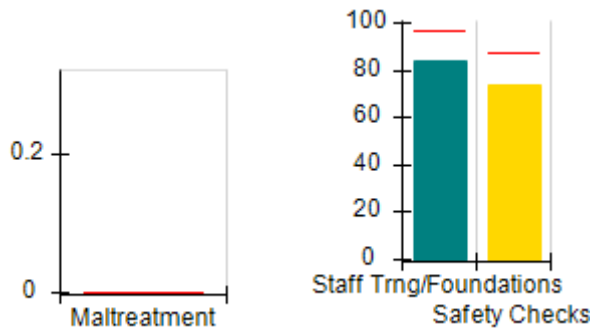
Overall Score (%)



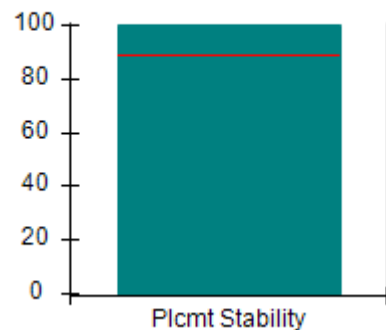
OPM Monitoring Reviews (%)



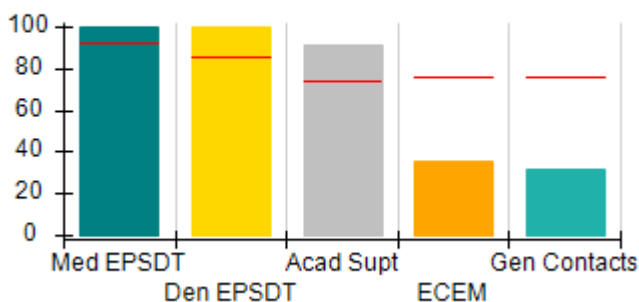
Safety Outcomes (%)



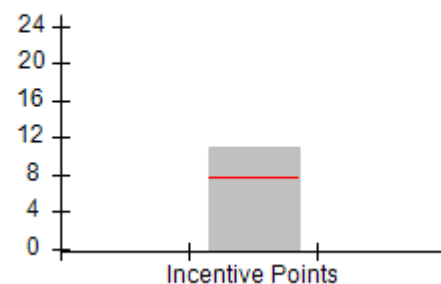
Permanency Outcomes (%)



Well-Being Outcomes (%)



Incentives Earned (Points)





# Performance-Based Placement Measures

## RBWO Provider GA+SCORECARD - CCI

Report Quarter: Q1 FY2020

<b>Provider/Program Name: Georgia Baptist Children's Home &amp; Family Ministries - Meansville Campus (666) - CCI</b>				
2821 Hwy 19 South, Meansville, GA 30256		Quarterly Scores (Grades)		Current Quarter Score (Grade)
Phone: 770-567-8987		Q1: 90.89 (A-)	Q2: N/A	<b>90.89% (A-)</b>
Vendor ID# 35370		Q3: N/A	Q4: N/A	
Program Census Information:		# Children in Care During Quarter: 9	# Placements During Quarter: 9	# Children in Care On Last Day: 9
	Avg Performance All CCIs (%)	Provider Performance (%)*	Possible Points (Weight)	Provider Points Earned
<b>OPM Monitoring Reviews</b>				
Annual Comprehensive Reviews	83%	89%	25	22.25
Safety Reviews	86%	68%	15	10.25
<b>Monitoring Sub-Total</b>			<b>40</b>	<b>32.50</b>
<b>CCI Safety Outcomes</b>				
Incidence of Maltreatment	0.00%	No Substantiated Reports	10	10.00
Staff Training/Foundations	96%	84%	5	4.20
Staff Safety Checks	87%	74%	5	3.70
<b>Safety Sub-Total</b>			<b>20</b>	<b>17.90</b>
<b>CCI Permanency Outcomes</b>				
Placement Stability	89%	100%	15	15.00
<b>Permanency Sub-Total</b>			<b>15</b>	<b>15.00</b>
<b>CCI Well-Being Outcomes</b>				
EPSDT Medical Visits	92%	100%	4	4.00
EPSDT Dental Visits	85%	100%	4	4.00
Academic Supports	74%	91%	3	2.73
Provider ECEM Visits	76%	36%	7	2.52
Provider General Contacts	76%	32%	7	2.24
Placements with Siblings	38%	Not Eligible	Not Scored	Not Scored
Placements within Legal County	14%	0%	Not Scored	Not Scored
<b>Well-Being Sub-Total</b>			<b>25</b>	<b>15.49</b>
*Performance calculation descriptions can be found in the FY 2019 RBWO PBP Measurements and Standards Guide.				

<b>Monitoring &amp; Outcomes: Possible Points = 100</b>		<b>Points Earned = 80.89</b>	
<b>Score Before Incentives Credit</b>			<b>80.89%</b>
<b>Incentives Awarded</b>			<b>10.00 pts</b>
<b>PBP Verification</b>			<b>N/A pts</b>
<b>Total Score</b>			<b>90.89%</b>



**DHS, DFCS, Office of Provider Management**  
**Performance-Based Placement Measures**  
**RBWO Provider GA+SCORECARD - CCI**



**Report Quarter: Q1 FY2020**

**Provider/Program Name: Georgia Baptist Children's Home & Family Ministries - Meansville Campus (666) - CCI**

Program Census Information:		# Children in Care During Quarter: 9	# Placements During Quarter: 9	# Children in Care On Last Day: 9
CCI Incentive Credits	Avg Performance All CCIs (Points)	Provider Performance (%)*	Possible Points (Weight)	Provider Points Earned
Early EPSDT Medical Visits		100%	2	2.00
Early EPSDT Dental Visits		100%	2	2.00
Permanency Contacts		None Planned	5	
Additional Academic Supports		43%	2	0.86
HS Grad/GED/Prof or Trade Certificate/College		N/A	10/5/5/1	
EYSS Agreement		0%	5	0.00
Community Connections		0%	4	0.00
Active Agency Accreditation		50%	4	2.00
Staff Clinical Licensure		0%	5	0.00
Behavior Management (threshold = 0)		100%	4	4.00
<b>Incentives Total</b>	<b>7.78</b>			<b>10.86</b>
Maximum total combined incentive credit allowed is 10 points.			<b>Incentives Awarded</b>	<b>10.00</b>

\*Performance calculation descriptions can be found in the FY 2019 RBWO PBP Measurements and Standards Guide.

### Child Protective Services Investigations and Dispositions

The following investigations data, which is not used for scoring but is considered significant to a provider's performance, is from Georgia SHINES and is not considered final or complete until the end of the fiscal year.

Total Reports:	0
Number Screened In:	0
Number Screened Out:	0
Number Substantiated:	0
Number Unsubstantiated:	0
Number Active CPS Investigations:	0



# Performance-Based Placement Measures

## RBWO Provider GA+SCORECARD - CCI

Report Quarter: Q1 FY2020

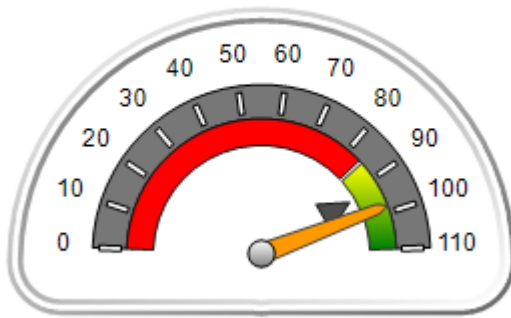
**Provider/Program Name: Georgia Baptist Children's Home & Family Ministries - Palmetto Campus (864) - CCI**

9250 Hutcheson Ferry Rd., Palmetto, GA 30268	Quarterly Scores (Grades)		Current Quarter Score (Grade)
Phone: 770-463-3344	Q1: 98.19 (A+)	Q2: N/A	<b>98.19%</b> <b>(A+)</b>
Vendor ID# 35366	Q3: N/A	Q4: N/A	
Program Census Information:	# Children in Care During Quarter: 30	# Placements During Quarter: 31	# Children in Care On Last Day: 20

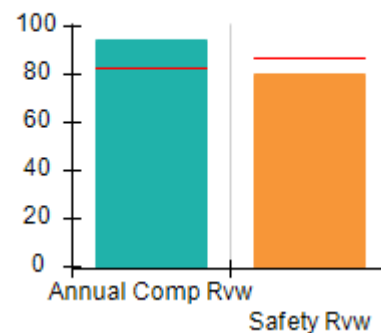
### Quarterly Provider Comparisons to All CCIs

indicates average for all CCIs

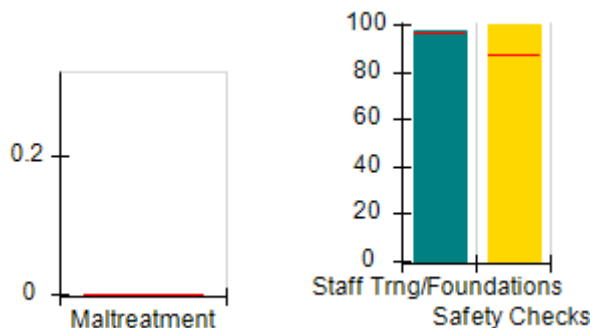
Overall Score (%)



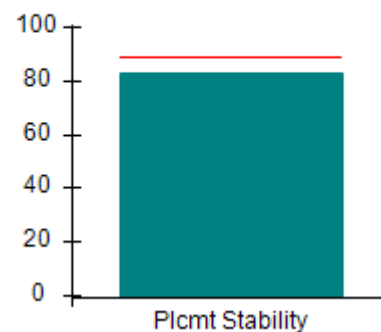
OPM Monitoring Reviews (%)



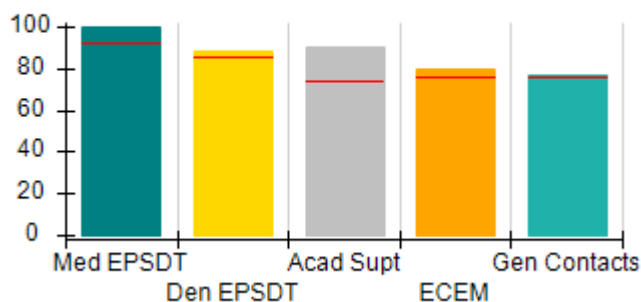
Safety Outcomes (%)



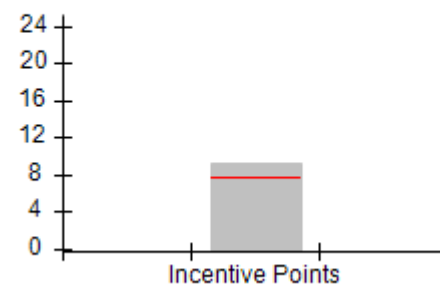
Permanency Outcomes (%)



Well-Being Outcomes (%)



Incentives Earned (Points)





# Performance-Based Placement Measures

## RBWO Provider GA+SCORECARD - CCI

Report Quarter: Q1 FY2020

**Provider/Program Name: Georgia Baptist Children's Home & Family Ministries - Palmetto Campus (864) - CCI**

9250 Hutcheson Ferry Rd., Palmetto, GA 30268		Quarterly Scores (Grades)		Current Quarter Score (Grade)
Phone: 770-463-3344		Q1: 98.19 (A+)	Q2: N/A	<b>98.19%</b> <b>(A+)</b>
Vendor ID# 35366		Q3: N/A	Q4: N/A	
Program Census Information:		# Children in Care During Quarter: 30	# Placements During Quarter: 31	# Children in Care On Last Day: 20
	Avg Performance All CCIs (%)	Provider Performance (%)*	Possible Points (Weight)	Provider Points Earned
<b>OPM Monitoring Reviews</b>				
Annual Comprehensive Reviews	83%	94%	25	23.54
Safety Reviews	86%	80%	15	12.00
<b>Monitoring Sub-Total</b>			<b>40</b>	<b>35.54</b>
<b>CCI Safety Outcomes</b>				
Incidence of Maltreatment	0.00%	No Substantiated Reports	10	10.00
Staff Training/Foundations	96%	97%	5	4.85
Staff Safety Checks	87%	100%	5	5.00
<b>Safety Sub-Total</b>			<b>20</b>	<b>19.85</b>
<b>CCI Permanency Outcomes</b>				
Placement Stability	89%	83%	15	12.45
<b>Permanency Sub-Total</b>			<b>15</b>	<b>12.45</b>
<b>CCI Well-Being Outcomes</b>				
EPSDT Medical Visits	92%	100%	4	4.00
EPSDT Dental Visits	85%	88%	4	3.52
Academic Supports	74%	90%	3	2.70
Provider ECEM Visits	76%	80%	7	5.60
Provider General Contacts	76%	77%	7	5.39
Placements with Siblings	38%	0%	Not Scored	Not Scored
Placements within Legal County	14%	0%	Not Scored	Not Scored
<b>Well-Being Sub-Total</b>			<b>25</b>	<b>21.21</b>

\*Performance calculation descriptions can be found in the FY 2019 RBWO PBP Measurements and Standards Guide.

<b>Monitoring &amp; Outcomes: Possible Points = 100</b>		<b>Points Earned = 89.05</b>	
<b>Score Before Incentives Credit</b>			<b>89.05%</b>
<b>Incentives Awarded</b>			<b>9.14 pts</b>
<b>PBP Verification</b>			<b>N/A pts</b>
<b>Total Score</b>			<b>98.19%</b>



**DHS, DFCS, Office of Provider Management**  
**Performance-Based Placement Measures**  
**RBWO Provider GA+SCORECARD - CCI**



**Report Quarter: Q1 FY2020**

**Provider/Program Name: Georgia Baptist Children's Home & Family Ministries - Palmetto Campus (864) - CCI**

Program Census Information:		# Children in Care During Quarter: 30	# Placements During Quarter: 31	# Children in Care On Last Day: 20
CCI Incentive Credits	Avg Performance All CCIs (Points)	Provider Performance (%)*	Possible Points (Weight)	Provider Points Earned
Early EPSDT Medical Visits		100%	2	2.00
Early EPSDT Dental Visits		57%	2	1.14
Permanency Contacts		0%	5	0.00
Additional Academic Supports		0%	2	0.00
HS Grad/GED/Prof or Trade Certificate/College		N/A	10/5/5/1	
EYSS Agreement		Not Eligible	5	
Community Connections		0%	4	0.00
Active Agency Accreditation		50%	4	2.00
Staff Clinical Licensure		0%	5	0.00
Behavior Management (threshold = 0)		100%	4	4.00
<b>Incentives Total</b>	<b>7.78</b>			<b>9.14</b>
Maximum total combined incentive credit allowed is 10 points.			<b>Incentives Awarded</b>	<b>9.14</b>

\*Performance calculation descriptions can be found in the FY 2019 RBWO PBP Measurements and Standards Guide.

**Child Protective Services Investigations and Dispositions**

The following investigations data, which is not used for scoring but is considered significant to a provider's performance, is from Georgia SHINES and is not considered final or complete until the end of the fiscal year.

Total Reports:	2
Number Screened In:	0
Number Screened Out:	2
Number Substantiated:	0
Number Unsubstantiated:	0
Number Active CPS Investigations:	0



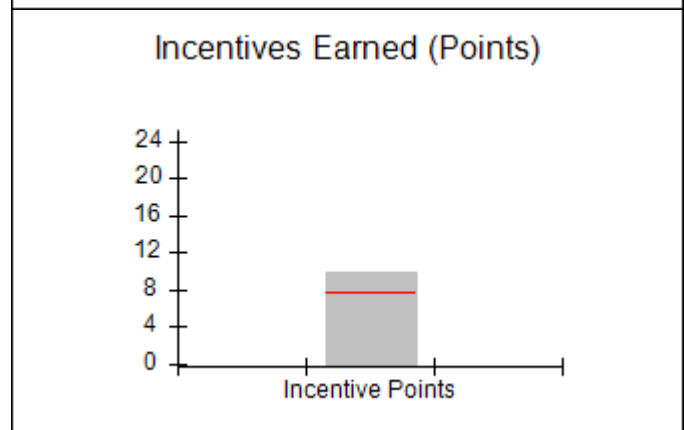
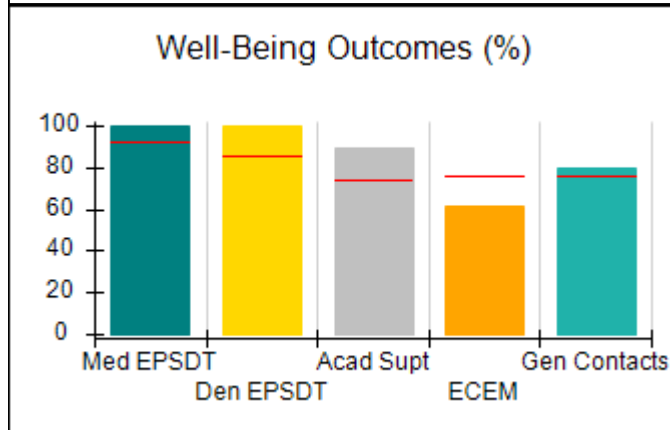
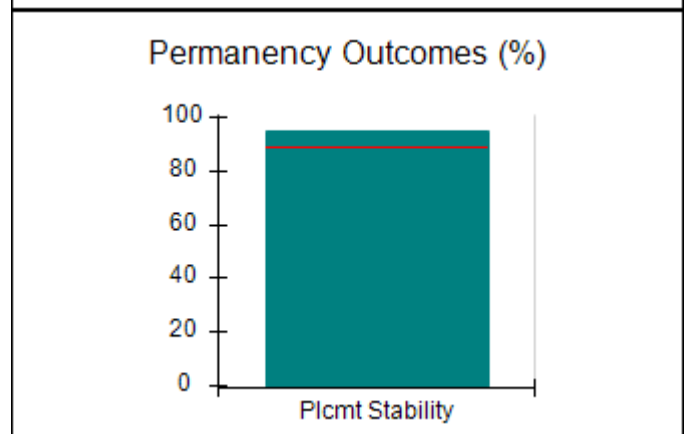
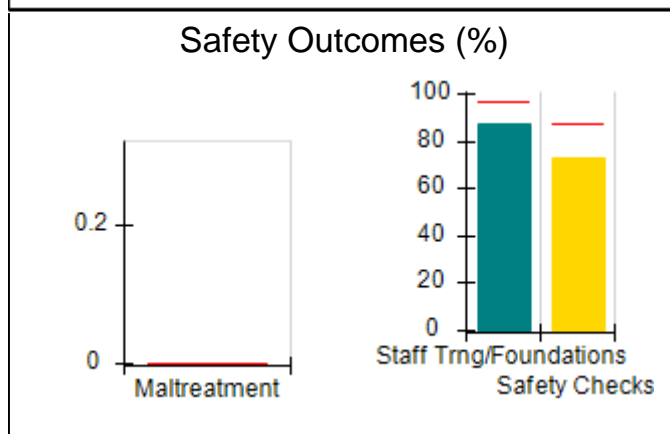
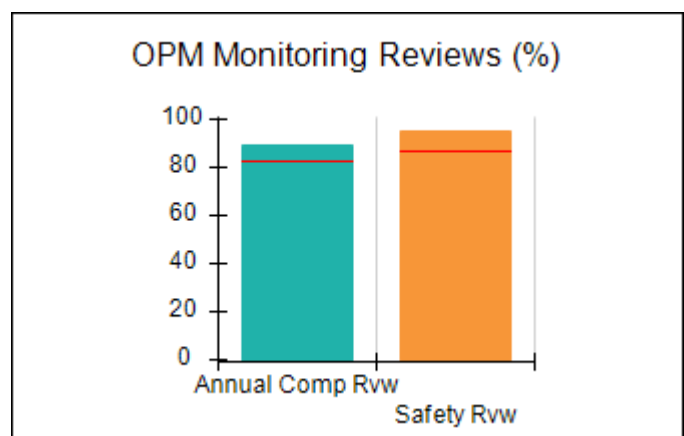
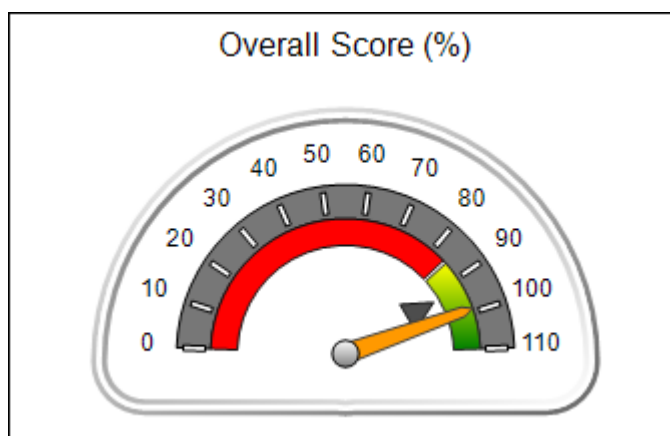


**DHS, DFCS, Office of Provider Management**  
**Performance-Based Placement Measures**  
**RBWO Provider GA+SCORECARD - CCI**  
**Report Quarter: Q1 FY2020**



<b>Provider/Program Name: Georgia Sheriff's Youth Home - dba Boys Ranch (676) - CCI</b>			
<b>5671 Boys Ranch Rd., Hahira, GA 31632</b>	<b>Quarterly Scores (Grades)</b>		<b>Current Quarter Score (Grade)</b>
<b>Phone: 229-794-2606</b>	<b>Q1: 99.06 (A+)</b>	<b>Q2: N/A</b>	<b>99.06% (A+)</b>
<b>Vendor ID# 35379</b>	<b>Q3: N/A</b>	<b>Q4: N/A</b>	
<b>Program Census Information:</b>	<b># Children in Care During Quarter: 22</b>	<b># Placements During Quarter: 22</b>	<b># Children in Care On Last Day: 18</b>
<b>Quarterly Provider Comparisons to All CCIs</b>			

▼ — indicates average for all CCIs





DHS, DFCS, Office of Provider Management  
**Performance-Based Placement Measures**  
**RBWO Provider GA+SCORECARD - CCI**  
 Report Quarter: Q1 FY2020



<b>Provider/Program Name: Georgia Sheriff's Youth Home - dba Boys Ranch (676) - CCI</b>				
5671 Boys Ranch Rd., Hahira, GA 31632		Quarterly Scores (Grades)		Current Quarter Score (Grade)
Phone: 229-794-2606		Q1: 99.06 (A+)	Q2: N/A	<b>99.06%</b> <b>(A+)</b>
Vendor ID# 35379		Q3: N/A	Q4: N/A	
Program Census Information:		# Children in Care During Quarter: 22	# Placements During Quarter: 22	# Children in Care On Last Day: 18
	Avg Performance All CCIs (%)	Provider Performance (%)*	Possible Points (Weight)	Provider Points Earned
<b>OPM Monitoring Reviews</b>				
Annual Comprehensive Reviews	83%	89%	25	22.26
Safety Reviews	86%	95%	15	14.25
<b>Monitoring Sub-Total</b>			<b>40</b>	<b>36.51</b>
<b>CCI Safety Outcomes</b>				
Incidence of Maltreatment	0.00%	No Substantiated Reports	10	10.00
Staff Training/Foundations	96%	87%	5	4.35
Staff Safety Checks	87%	73%	5	3.65
<b>Safety Sub-Total</b>			<b>20</b>	<b>18.00</b>
<b>CCI Permanency Outcomes</b>				
Placement Stability	89%	95%	15	14.25
<b>Permanency Sub-Total</b>			<b>15</b>	<b>14.25</b>
<b>CCI Well-Being Outcomes</b>				
EPSDT Medical Visits	92%	100%	4	4.00
EPSDT Dental Visits	85%	100%	4	4.00
Academic Supports	74%	89%	3	2.67
Provider ECEM Visits	76%	61%	7	4.27
Provider General Contacts	76%	80%	7	5.60
Placements with Siblings	38%	57%	Not Scored	Not Scored
Placements within Legal County	14%	0%	Not Scored	Not Scored
<b>Well-Being Sub-Total</b>			<b>25</b>	<b>20.54</b>
*Performance calculation descriptions can be found in the FY 2019 RBWO PBP Measurements and Standards Guide.				

<b>Monitoring &amp; Outcomes: Possible Points = 100</b>		<b>Points Earned = 89.30</b>	
<b>Score Before Incentives Credit</b>			<b>89.30%</b>
<b>Incentives Awarded</b>			<b>9.76 pts</b>
<b>PBP Verification</b>			<b>N/A pts</b>
<b>Total Score</b>			<b>99.06%</b>



DHS, DFCS, Office of Provider Management  
**Performance-Based Placement Measures**  
**RBWO Provider GA+SCORECARD - CCI**  
Report Quarter: Q1 FY2020



**Provider/Program Name: Georgia Sheriff's Youth Home - dba Boys Ranch (676) - CCI**

Program Census Information:		# Children in Care During Quarter: 22	# Placements During Quarter: 22	# Children in Care On Last Day: 18
CCI Incentive Credits	Avg Performance All CCIs (Points)	Provider Performance (%)*	Possible Points (Weight)	Provider Points Earned
Early EPSDT Medical Visits		100%	2	2.00
Early EPSDT Dental Visits		100%	2	2.00
Permanency Contacts		None Planned	5	
Additional Academic Supports		63%	2	1.26
HS Grad/GED/Prof or Trade Certificate/College		N/A	10/5/5/1	
EYSS Agreement		Not Eligible	5	
Community Connections		0%	4	0.00
Active Agency Accreditation		0%	4	0.00
Staff Clinical Licensure		10%	5	0.50
Behavior Management (threshold = 0)		100%	4	4.00
<b>Incentives Total</b>	<b>7.78</b>			<b>9.76</b>
Maximum total combined incentive credit allowed is 10 points.			<b>Incentives Awarded</b>	<b>9.76</b>

\*Performance calculation descriptions can be found in the FY 2019 RBWO PBP Measurements and Standards Guide.

**Child Protective Services Investigations and Dispositions**

The following investigations data, which is not used for scoring but is considered significant to a provider's performance, is from Georgia SHINES and is not considered final or complete until the end of the fiscal year.

Total Reports:	3
Number Screened In:	0
Number Screened Out:	3
Number Substantiated:	0
Number Unsubstantiated:	0
Number Active CPS Investigations:	0

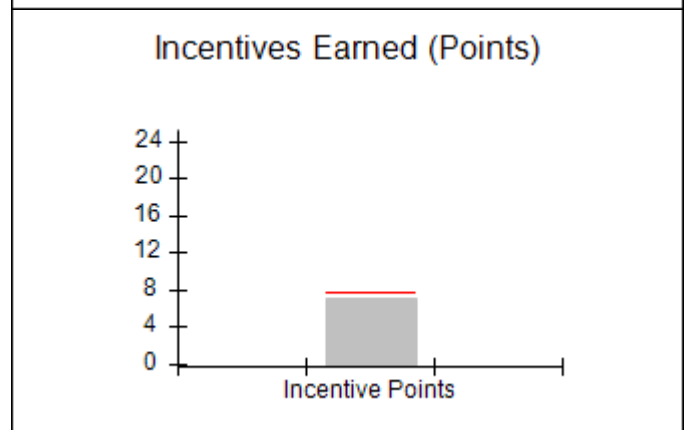
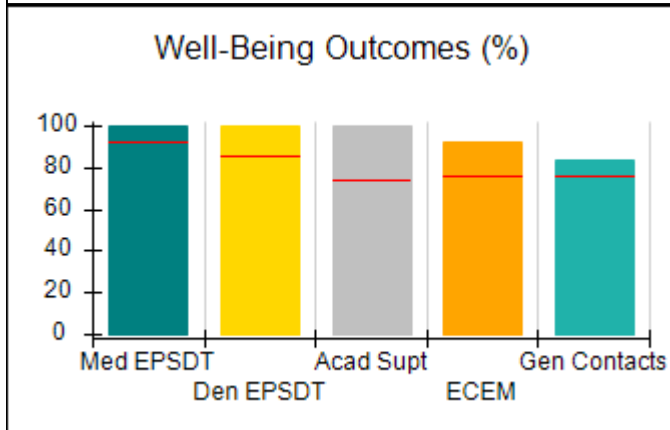
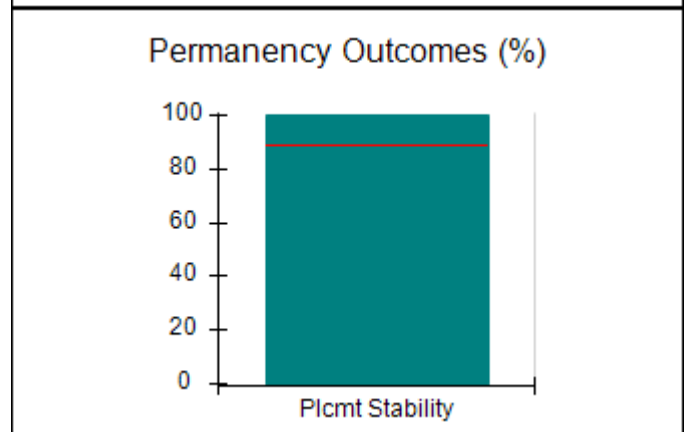
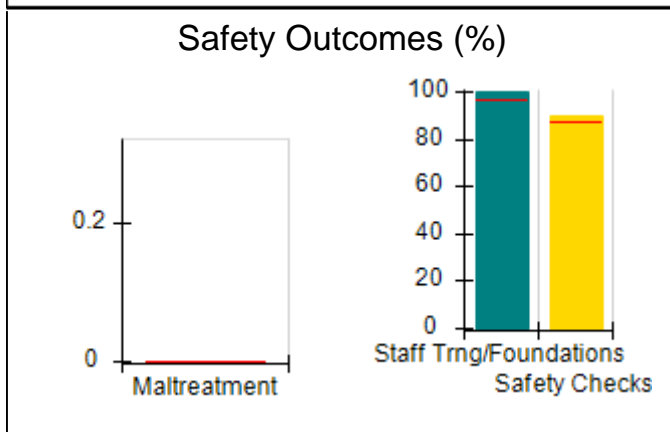
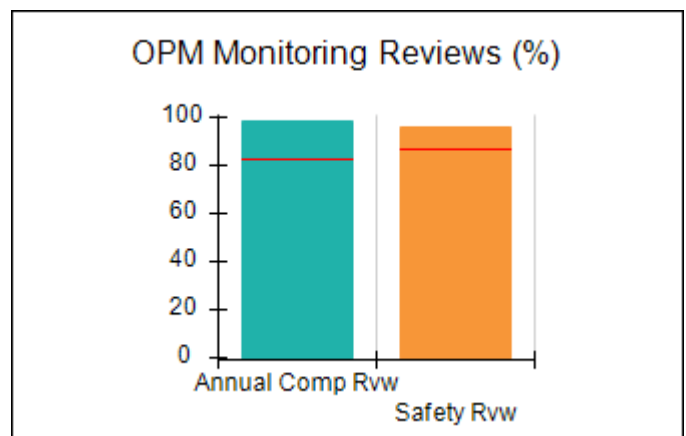
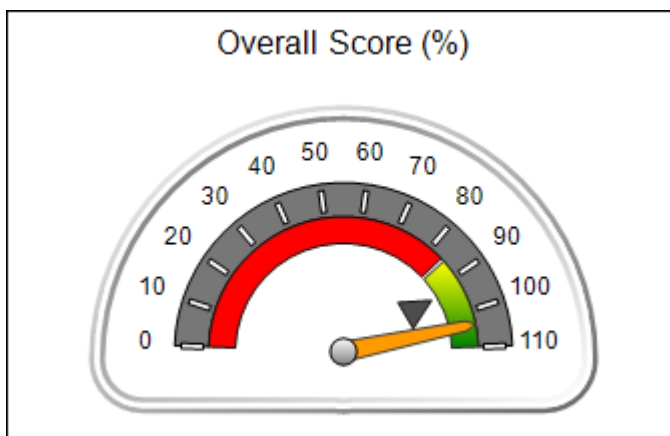


**DHS, DFCS, Office of Provider Management**  
**Performance-Based Placement Measures**  
**RBWO Provider GA+SCORECARD - CCI**  
**Report Quarter: Q1 FY2020**



<b>Provider/Program Name: Georgia Sheriff's Youth Home - dba Cherokee Estate (677) - CCI</b>			
<b>850 Cherokee Estate Rd. NE, Dalton, GA 30720</b>	<b>Quarterly Scores (Grades)</b>		<b>Current Quarter Score (Grade)</b>
<b>Phone: 706-259-8581</b>	<b>Q1: 103.87 (A+)</b>	<b>Q2: N/A</b>	<b>103.87% (A+)</b>
<b>Vendor ID# 35382</b>	<b>Q3: N/A</b>	<b>Q4: N/A</b>	
<b>Program Census Information:</b>	<b># Children in Care During Quarter: 7</b>	<b># Placements During Quarter: 7</b>	<b># Children in Care On Last Day: 4</b>
<b>Quarterly Provider Comparisons to All CCIs</b>			

▼ — indicates average for all CCIs





DHS, DFCS, Office of Provider Management  
**Performance-Based Placement Measures**  
**RBWO Provider GA+SCORECARD - CCI**  
 Report Quarter: Q1 FY2020



<b>Provider/Program Name: Georgia Sheriff's Youth Home - dba Cherokee Estate (677) - CCI</b>				
850 Cherokee Estate Rd. NE, Dalton, GA 30720		Quarterly Scores (Grades)		Current Quarter Score (Grade)
Phone: 706-259-8581		Q1: 103.87 (A+)	Q2: N/A	<b>103.87%</b> <b>(A+)</b>
Vendor ID# 35382		Q3: N/A	Q4: N/A	
Program Census Information:		# Children in Care During Quarter: 7	# Placements During Quarter: 7	# Children in Care On Last Day: 4
	Avg Performance All CCIs (%)	Provider Performance (%)*	Possible Points (Weight)	Provider Points Earned
<b>OPM Monitoring Reviews</b>				
Annual Comprehensive Reviews	83%	98%	25	24.58
Safety Reviews	86%	96%	15	14.44
<b>Monitoring Sub-Total</b>			<b>40</b>	<b>39.02</b>
<b>CCI Safety Outcomes</b>				
Incidence of Maltreatment	0.00%	No Substantiated Reports	10	10.00
Staff Training/Foundations	96%	100%	5	5.00
Staff Safety Checks	87%	90%	5	4.50
<b>Safety Sub-Total</b>			<b>20</b>	<b>19.50</b>
<b>CCI Permanency Outcomes</b>				
Placement Stability	89%	100%	15	15.00
<b>Permanency Sub-Total</b>			<b>15</b>	<b>15.00</b>
<b>CCI Well-Being Outcomes</b>				
EPSDT Medical Visits	92%	100%	4	4.00
EPSDT Dental Visits	85%	100%	4	4.00
Academic Supports	74%	100%	3	3.00
Provider ECEM Visits	76%	92%	7	6.44
Provider General Contacts	76%	83%	7	5.81
Placements with Siblings	38%	100%	Not Scored	Not Scored
Placements within Legal County	14%	50%	Not Scored	Not Scored
<b>Well-Being Sub-Total</b>			<b>25</b>	<b>23.25</b>
*Performance calculation descriptions can be found in the FY 2019 RBWO PBP Measurements and Standards Guide.				

<b>Monitoring &amp; Outcomes: Possible Points = 100</b>		<b>Points Earned = 96.77</b>	
<b>Score Before Incentives Credit</b>			<b>96.77%</b>
<b>Incentives Awarded</b>			<b>7.10 pts</b>
<b>PBP Verification</b>			<b>N/A pts</b>
<b>Total Score</b>			<b>103.87%</b>



DHS, DFCS, Office of Provider Management  
**Performance-Based Placement Measures**  
**RBWO Provider GA+SCORECARD - CCI**  
**Report Quarter: Q1 FY2020**



**Provider/Program Name: Georgia Sheriff's Youth Home - dba Cherokee Estate (677) - CCI**

Program Census Information:		# Children in Care During Quarter: 7	# Placements During Quarter: 7	# Children in Care On Last Day: 4
CCI Incentive Credits	Avg Performance All CCIs (Points)	Provider Performance (%)*	Possible Points (Weight)	Provider Points Earned
Early EPSDT Medical Visits		Not Eligible	2	
Early EPSDT Dental Visits		100%	2	2.00
Permanency Contacts		None Planned	5	
Additional Academic Supports		55%	2	1.10
HS Grad/GED/Prof or Trade Certificate/College		N/A	10/5/5/1	
EYSS Agreement		Not Eligible	5	
Community Connections		0%	4	0.00
Active Agency Accreditation		0%	4	0.00
Staff Clinical Licensure		0%	5	0.00
Behavior Management (threshold = 0)		100%	4	4.00
<b>Incentives Total</b>	<b>7.78</b>			<b>7.10</b>
Maximum total combined incentive credit allowed is 10 points.			<b>Incentives Awarded</b>	<b>7.10</b>

\*Performance calculation descriptions can be found in the FY 2019 RBWO PBP Measurements and Standards Guide.

**Child Protective Services Investigations and Dispositions**

The following investigations data, which is not used for scoring but is considered significant to a provider's performance, is from Georgia SHINES and is not considered final or complete until the end of the fiscal year.

Total Reports:	0
Number Screened In:	0
Number Screened Out:	0
Number Substantiated:	0
Number Unsubstantiated:	0
Number Active CPS Investigations:	0



# Performance-Based Placement Measures

## RBWO Provider GA+SCORECARD - CCI

Report Quarter: Q1 FY2020

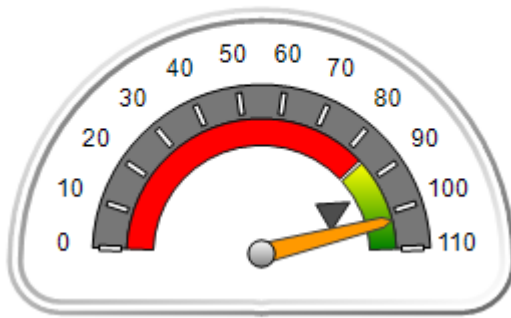
**Provider/Program Name: Georgia Sheriff's Youth Home - dba Herrington Homes (678) - CCI**

8109 Hwy. 297, Nunez, GA 30448	Quarterly Scores (Grades)		Current Quarter Score (Grade)
Phone: 912-562-3968	Q1: 102.26 (A+)	Q2: N/A	<b>102.26%</b> <b>(A+)</b>
Vendor ID# 35380	Q3: N/A	Q4: N/A	
Program Census Information:	# Children in Care During Quarter: 13	# Placements During Quarter: 13	# Children in Care On Last Day: 12

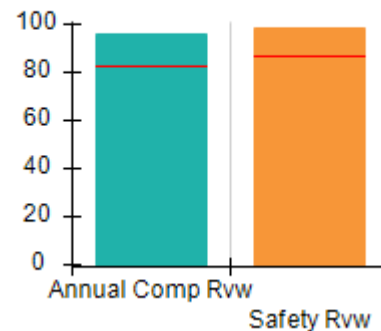
### Quarterly Provider Comparisons to All CCIs

indicates average for all CCIs

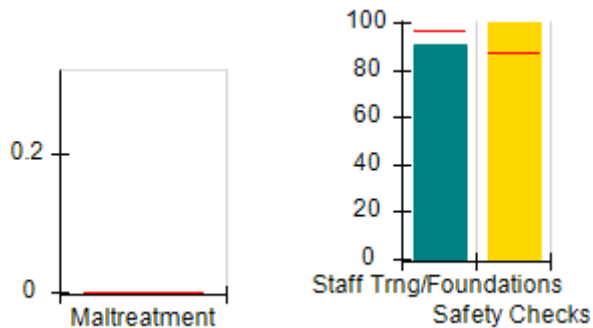
Overall Score (%)



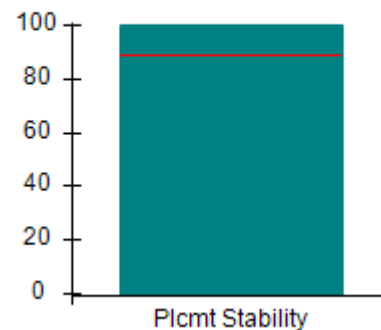
OPM Monitoring Reviews (%)



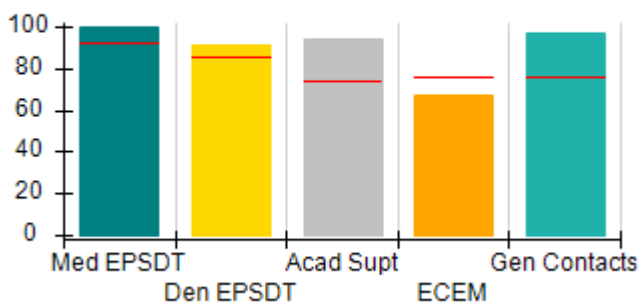
Safety Outcomes (%)



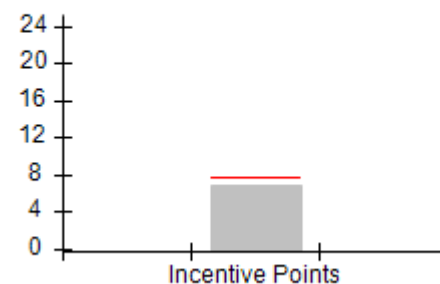
Permanency Outcomes (%)



Well-Being Outcomes (%)



Incentives Earned (Points)





# Performance-Based Placement Measures

## RBWO Provider GA+SCORECARD - CCI

Report Quarter: Q1 FY2020

**Provider/Program Name: Georgia Sheriff's Youth Home - dba Herrington Homes (678) - CCI**

8109 Hwy. 297, Nunez, GA 30448	Quarterly Scores (Grades)		Current Quarter Score (Grade)
Phone: 912-562-3968	Q1: 102.26 (A+)	Q2: N/A	<b>102.26% (A+)</b>
Vendor ID# 35380	Q3: N/A	Q4: N/A	

Program Census Information:	# Children in Care During Quarter: 13	# Placements During Quarter: 13	# Children in Care On Last Day: 12
-----------------------------	---------------------------------------	---------------------------------	------------------------------------

	Avg Performance All CCIs (%)	Provider Performance (%)*	Possible Points (Weight)	Provider Points Earned
--	------------------------------	---------------------------	--------------------------	------------------------

**OPM Monitoring Reviews**

Annual Comprehensive Reviews	83%	96%	25	24.11
Safety Reviews	86%	98%	15	14.75
<b>Monitoring Sub-Total</b>			<b>40</b>	<b>38.85</b>

**CCI Safety Outcomes**

Incidence of Maltreatment	0.00%	No Substantiated Reports	10	10.00
Staff Training/Foundations	96%	91%	5	4.55
Staff Safety Checks	87%	100%	5	5.00
<b>Safety Sub-Total</b>			<b>20</b>	<b>19.55</b>

**CCI Permanency Outcomes**

Placement Stability	89%	100%	15	15.00
<b>Permanency Sub-Total</b>			<b>15</b>	<b>15.00</b>

**CCI Well-Being Outcomes**

EPSDT Medical Visits	92%	100%	4	4.00
EPSDT Dental Visits	85%	91%	4	3.64
Academic Supports	74%	94%	3	2.82
Provider ECEM Visits	76%	67%	7	4.69
Provider General Contacts	76%	97%	7	6.79
Placements with Siblings	38%	69%	Not Scored	Not Scored
Placements within Legal County	14%	100%	Not Scored	Not Scored
<b>Well-Being Sub-Total</b>			<b>25</b>	<b>21.94</b>

\*Performance calculation descriptions can be found in the FY 2019 RBWO PBP Measurements and Standards Guide.

<b>Monitoring &amp; Outcomes: Possible Points = 100</b>	<b>Points Earned = 95.34</b>
<b>Score Before Incentives Credit</b>	<b>95.34%</b>
<b>Incentives Awarded</b>	<b>6.92 pts</b>
<b>PBP Verification</b>	<b>N/A pts</b>
<b>Total Score</b>	<b>102.26%</b>





**DHS, DFCS, Office of Provider Management**  
**Performance-Based Placement Measures**  
**RBWO Provider GA+SCORECARD - CCI**



**Report Quarter: Q1 FY2020**

**Provider/Program Name: Georgia Sheriff's Youth Home - dba Herrington Homes (678) - CCI**

Program Census Information:		# Children in Care During Quarter: 13	# Placements During Quarter: 13	# Children in Care On Last Day: 12
CCI Incentive Credits	Avg Performance All CCIs (Points)	Provider Performance (%)*	Possible Points (Weight)	Provider Points Earned
Early EPSDT Medical Visits		100%	2	2.00
Early EPSDT Dental Visits		40%	2	0.80
Permanency Contacts		None Planned	5	
Additional Academic Supports		6%	2	0.12
HS Grad/GED/Prof or Trade Certificate/College		N/A	10/5/5/1	
EYSS Agreement		Not Eligible	5	
Community Connections		0%	4	0.00
Active Agency Accreditation		0%	4	0.00
Staff Clinical Licensure		0%	5	0.00
Behavior Management (threshold = 0)		100%	4	4.00
<b>Incentives Total</b>	<b>7.78</b>			<b>6.92</b>
Maximum total combined incentive credit allowed is 10 points.			<b>Incentives Awarded</b>	<b>6.92</b>

\*Performance calculation descriptions can be found in the FY 2019 RBWO PBP Measurements and Standards Guide.

**Child Protective Services Investigations and Dispositions**

The following investigations data, which is not used for scoring but is considered significant to a provider's performance, is from Georgia SHINES and is not considered final or complete until the end of the fiscal year.

Total Reports:	1
Number Screened In:	1
Number Screened Out:	0
Number Substantiated:	0
Number Unsubstantiated:	0
Number Active CPS Investigations:	1

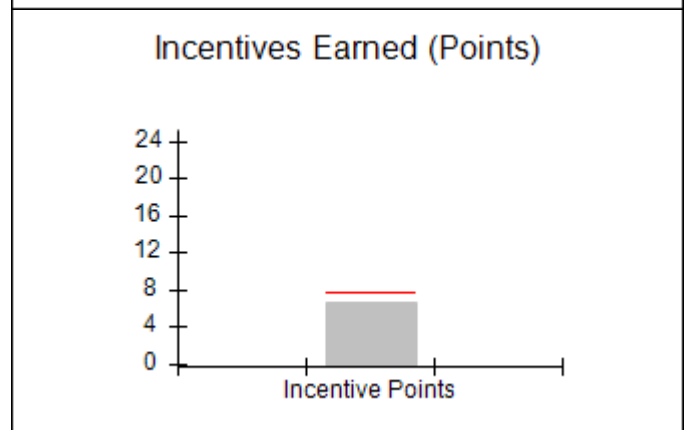
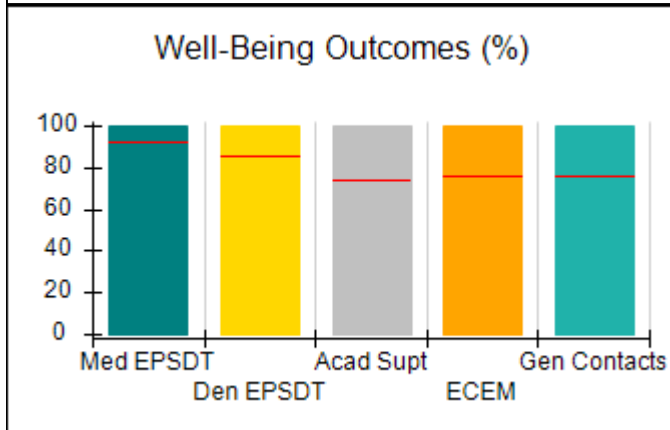
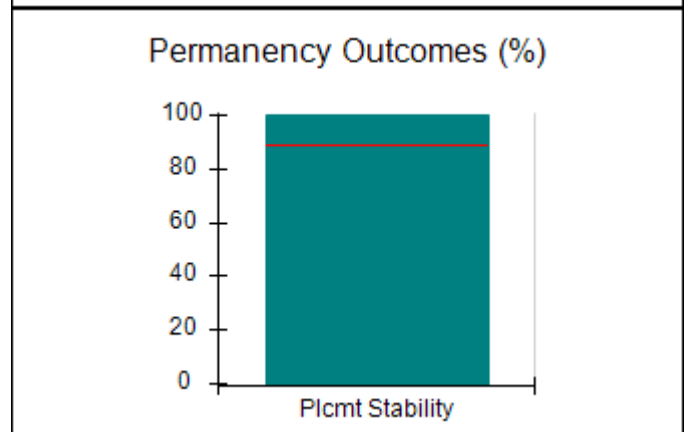
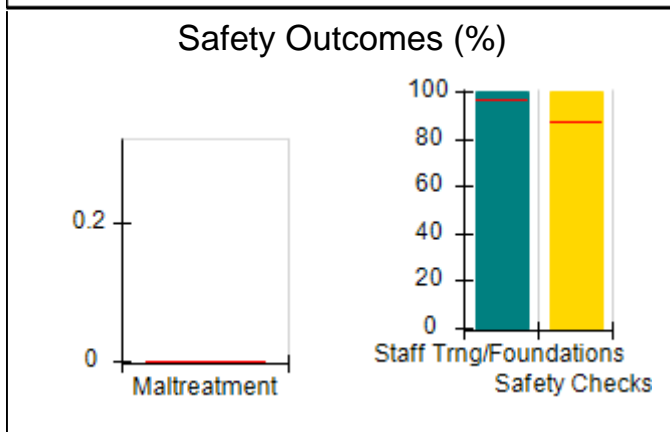
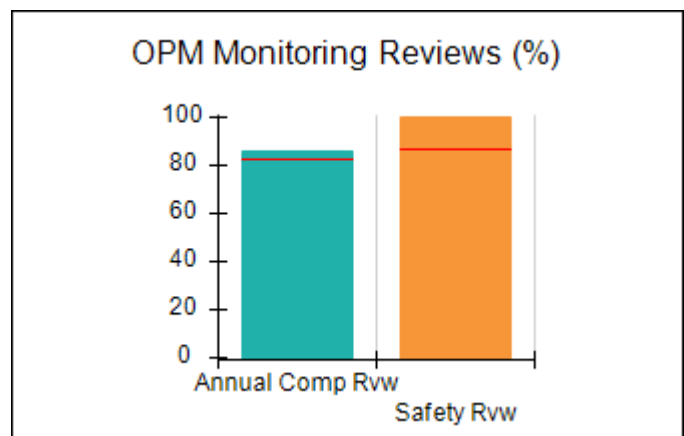
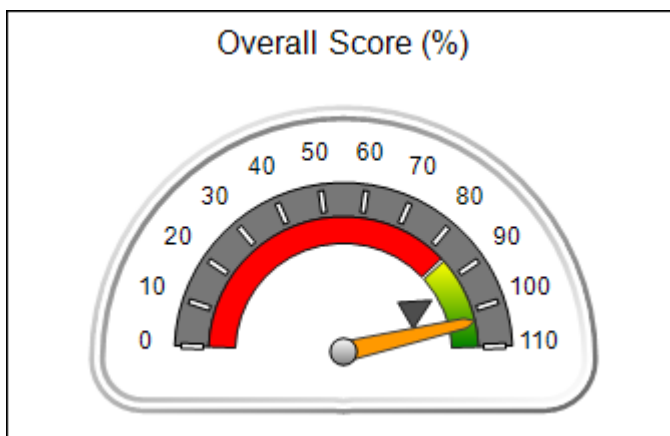


DHS, DFCS, Office of Provider Management  
**Performance-Based Placement Measures**  
**RBWO Provider GA+SCORECARD - CCI**  
Report Quarter: Q1 FY2020



Provider/Program Name: Georgia Sheriff's Youth Home - dba Mountainview (963) - CCI			
716 Jackson Lake Road, Chatsworth, GA 30705	Quarterly Scores (Grades)		Current Quarter Score (Grade)
Phone: 706-695-2100	Q1: 103.07 (A+)	Q2: N/A	103.07% (A+)
Vendor ID# 35383	Q3: N/A	Q4: N/A	
Program Census Information:	# Children in Care During Quarter: 2	# Placements During Quarter: 2	# Children in Care On Last Day: 1
Quarterly Provider Comparisons to All CCIs			

▼ — indicates average for all CCIs





DHS, DFCS, Office of Provider Management  
**Performance-Based Placement Measures**  
**RBWO Provider GA+SCORECARD - CCI**  
**Report Quarter: Q1 FY2020**



<b>Provider/Program Name: Georgia Sheriff's Youth Home - dba Mountainview (963) - CCI</b>				
716 Jackson Lake Road, Chatsworth, GA 30705		Quarterly Scores (Grades)		Current Quarter Score (Grade)
Phone: 706-695-2100		Q1: 103.07 (A+)	Q2: N/A	<b>103.07%</b> <b>(A+)</b>
Vendor ID# 35383		Q3: N/A	Q4: N/A	
Program Census Information:		# Children in Care During Quarter: 2	# Placements During Quarter: 2	# Children in Care On Last Day: 1
	Avg Performance All CCIs (%)	Provider Performance (%)*	Possible Points (Weight)	Provider Points Earned
<b>OPM Monitoring Reviews</b>				
Annual Comprehensive Reviews	83%	86%	25	21.41
Safety Reviews	86%	100%	15	15.00
<b>Monitoring Sub-Total</b>			<b>40</b>	<b>36.41</b>
<b>CCI Safety Outcomes</b>				
Incidence of Maltreatment	0.00%	No Substantiated Reports	10	10.00
Staff Training/Foundations	96%	100%	5	5.00
Staff Safety Checks	87%	100%	5	5.00
<b>Safety Sub-Total</b>			<b>20</b>	<b>20.00</b>
<b>CCI Permanency Outcomes</b>				
Placement Stability	89%	100%	15	15.00
<b>Permanency Sub-Total</b>			<b>15</b>	<b>15.00</b>
<b>CCI Well-Being Outcomes</b>				
EPSDT Medical Visits	92%	100%	4	4.00
EPSDT Dental Visits	85%	100%	4	4.00
Academic Supports	74%	100%	3	3.00
Provider ECEM Visits	76%	100%	7	7.00
Provider General Contacts	76%	100%	7	7.00
Placements with Siblings	38%	100%	Not Scored	Not Scored
Placements within Legal County	14%	Not Eligible	Not Scored	Not Scored
<b>Well-Being Sub-Total</b>			<b>25</b>	<b>25.00</b>
*Performance calculation descriptions can be found in the FY 2019 RBWO PBP Measurements and Standards Guide.				

<b>Monitoring &amp; Outcomes: Possible Points = 100</b>		<b>Points Earned = 96.41</b>	
<b>Score Before Incentives Credit</b>			<b>96.41%</b>
<b>Incentives Awarded</b>			<b>6.66 pts</b>
<b>PBP Verification</b>			<b>N/A pts</b>
<b>Total Score</b>			<b>103.07%</b>



DHS, DFCS, Office of Provider Management  
**Performance-Based Placement Measures**  
**RBWO Provider GA+SCORECARD - CCI**  
**Report Quarter: Q1 FY2020**



**Provider/Program Name: Georgia Sheriff's Youth Home - dba Mountainview (963) - CCI**

Program Census Information:		# Children in Care During Quarter: 2	# Placements During Quarter: 2	# Children in Care On Last Day: 1
CCI Incentive Credits	Avg Performance All CCIs (Points)	Provider Performance (%)*	Possible Points (Weight)	Provider Points Earned
Early EPSDT Medical Visits		Not Eligible	2	
Early EPSDT Dental Visits		100%	2	2.00
Permanency Contacts		None Planned	5	
Additional Academic Supports		33%	2	0.66
HS Grad/GED/Prof or Trade Certificate/College		N/A	10/5/5/1	
EYSS Agreement		Not Eligible	5	
Community Connections		0%	4	0.00
Active Agency Accreditation		0%	4	0.00
Staff Clinical Licensure		0%	5	0.00
Behavior Management (threshold = 0)		100%	4	4.00
<b>Incentives Total</b>	<b>7.78</b>			<b>6.66</b>
Maximum total combined incentive credit allowed is 10 points.			<b>Incentives Awarded</b>	<b>6.66</b>

\*Performance calculation descriptions can be found in the FY 2019 RBWO PBP Measurements and Standards Guide.

**Child Protective Services Investigations and Dispositions**

The following investigations data, which is not used for scoring but is considered significant to a provider's performance, is from Georgia SHINES and is not considered final or complete until the end of the fiscal year.

Total Reports:	0
Number Screened In:	0
Number Screened Out:	0
Number Substantiated:	0
Number Unsubstantiated:	0
Number Active CPS Investigations:	0



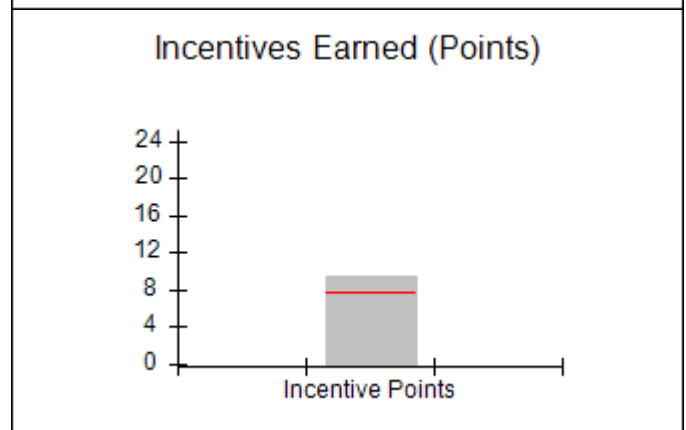
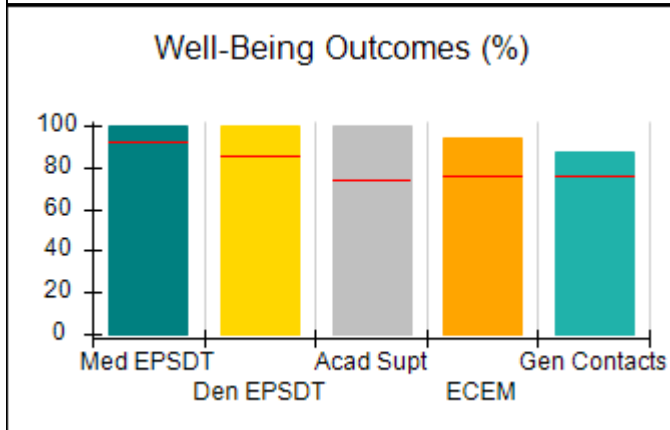
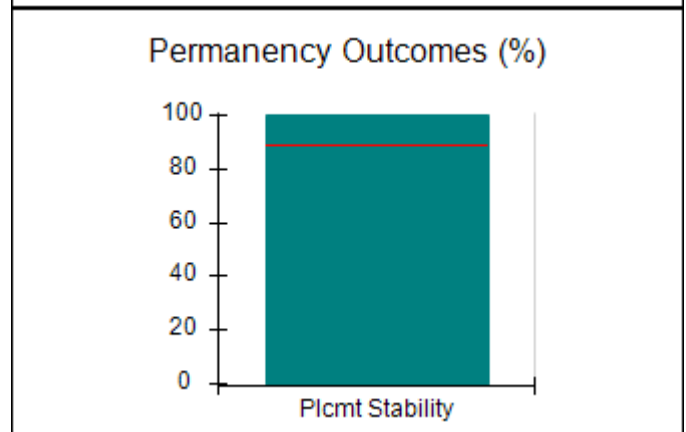
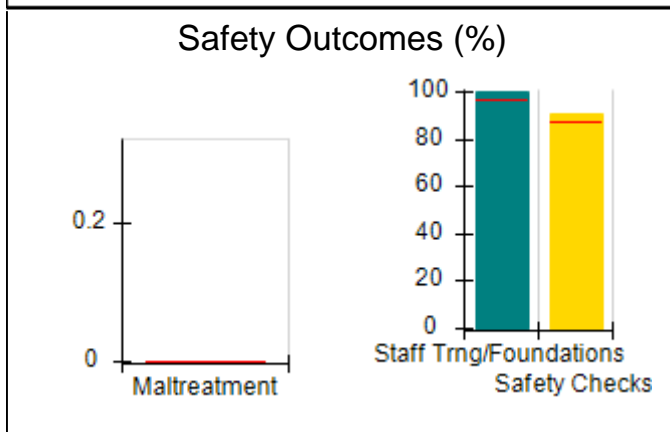
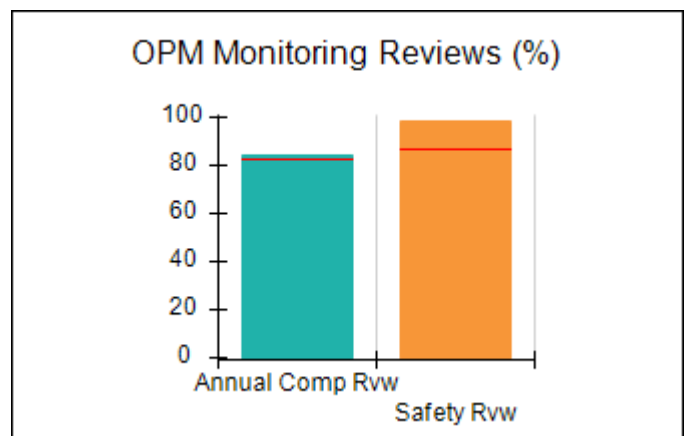
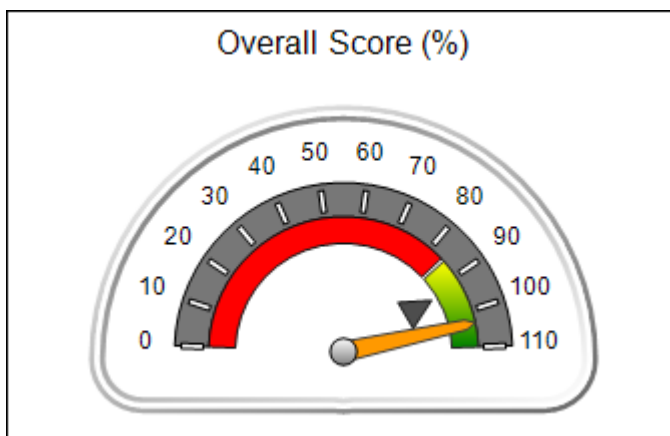
DHS, DFCS, Office of Provider Management  
**Performance-Based Placement Measures**  
**RBWO Provider GA+SCORECARD - CCI**



Report Quarter: Q1 FY2020

Provider/Program Name: Georgia Sheriff's Youth Home - dba Pineland (679) - CCI			
2048 Young's Mill Rd., LaGrange, GA 30241	Quarterly Scores (Grades)		Current Quarter Score (Grade)
Phone: 706-845-9771	Q1: 103.55 (A+)	Q2: N/A	103.55% (A+)
Vendor ID# 35381	Q3: N/A	Q4: N/A	
Program Census Information:	# Children in Care During Quarter: 7	# Placements During Quarter: 7	# Children in Care On Last Day: 5
Quarterly Provider Comparisons to All CCIs			

▼ — indicates average for all CCIs





# Performance-Based Placement Measures

## RBWO Provider GA+SCORECARD - CCI

Report Quarter: Q1 FY2020

<b>Provider/Program Name: Georgia Sheriff's Youth Home - dba Pineland (679) - CCI</b>				
2048 Young's Mill Rd., LaGrange, GA 30241		Quarterly Scores (Grades)		Current Quarter Score (Grade)
Phone: 706-845-9771		Q1: 103.55 (A+)	Q2: N/A	<b>103.55% (A+)</b>
Vendor ID# 35381		Q3: N/A	Q4: N/A	
Program Census Information:		# Children in Care During Quarter: 7	# Placements During Quarter: 7	# Children in Care On Last Day: 5
	Avg Performance All CCIs (%)	Provider Performance (%)*	Possible Points (Weight)	Provider Points Earned
<b>OPM Monitoring Reviews</b>				
Annual Comprehensive Reviews	83%	84%	25	21.12
Safety Reviews	86%	98%	15	14.75
<b>Monitoring Sub-Total</b>			<b>40</b>	<b>35.87</b>
<b>CCI Safety Outcomes</b>				
Incidence of Maltreatment	0.00%	No Substantiated Reports	10	10.00
Staff Training/Foundations	96%	100%	5	5.00
Staff Safety Checks	87%	91%	5	4.55
<b>Safety Sub-Total</b>			<b>20</b>	<b>19.55</b>
<b>CCI Permanency Outcomes</b>				
Placement Stability	89%	100%	15	15.00
<b>Permanency Sub-Total</b>			<b>15</b>	<b>15.00</b>
<b>CCI Well-Being Outcomes</b>				
EPSDT Medical Visits	92%	100%	4	4.00
EPSDT Dental Visits	85%	100%	4	4.00
Academic Supports	74%	100%	3	3.00
Provider ECEM Visits	76%	94%	7	6.58
Provider General Contacts	76%	87%	7	6.09
Placements with Siblings	38%	38%	Not Scored	Not Scored
Placements within Legal County	14%	0%	Not Scored	Not Scored
<b>Well-Being Sub-Total</b>			<b>25</b>	<b>23.67</b>
*Performance calculation descriptions can be found in the FY 2019 RBWO PBP Measurements and Standards Guide.				

<b>Monitoring &amp; Outcomes: Possible Points = 100</b>		<b>Points Earned = 94.09</b>	
<b>Score Before Incentives Credit</b>			<b>94.09%</b>
<b>Incentives Awarded</b>			<b>9.46 pts</b>
<b>PBP Verification</b>			<b>N/A pts</b>
<b>Total Score</b>			<b>103.55%</b>



**DHS, DFCS, Office of Provider Management**  
**Performance-Based Placement Measures**  
**RBWO Provider GA+SCORECARD - CCI**  
**Report Quarter: Q1 FY2020**



**Provider/Program Name: Georgia Sheriff's Youth Home - dba Pineland (679) - CCI**

Program Census Information:		# Children in Care During Quarter: 7	# Placements During Quarter: 7	# Children in Care On Last Day: 5
CCI Incentive Credits	Avg Performance All CCIs (Points)	Provider Performance (%)*	Possible Points (Weight)	Provider Points Earned
Early EPSDT Medical Visits		100%	2	2.00
Early EPSDT Dental Visits		100%	2	2.00
Permanency Contacts		0%	5	0.00
Additional Academic Supports		73%	2	1.46
HS Grad/GED/Prof or Trade Certificate/College		N/A	10/5/5/1	
EYSS Agreement		0%	5	0.00
Community Connections		0%	4	0.00
Active Agency Accreditation		0%	4	0.00
Staff Clinical Licensure		0%	5	0.00
Behavior Management (threshold = 0)		100%	4	4.00
<b>Incentives Total</b>	<b>7.78</b>			<b>9.46</b>
Maximum total combined incentive credit allowed is 10 points.			<b>Incentives Awarded</b>	<b>9.46</b>

\*Performance calculation descriptions can be found in the FY 2019 RBWO PBP Measurements and Standards Guide.

**Child Protective Services Investigations and Dispositions**

The following investigations data, which is not used for scoring but is considered significant to a provider's performance, is from Georgia SHINES and is not considered final or complete until the end of the fiscal year.

Total Reports:	0
Number Screened In:	0
Number Screened Out:	0
Number Substantiated:	0
Number Unsubstantiated:	0
Number Active CPS Investigations:	0



**DHS, DFCS, Office of Provider Management**  
**Performance-Based Placement Measures**  
**RBWO Provider GA+SCORECARD - CCI**  
**Report Quarter: Q1 FY2020**



<b>Provider/Program Name: Gigi's House Inc. - (5388) - CCI</b>			
2301 Talmadge Rd., Hampton, GA 30228	Quarterly Scores (Grades)		Current Quarter Score (Grade)
Phone: 470-372-8050	Q1: 78.27 (C+)	Q2: N/A	<b>78.27%</b> <b>(C+)</b>
Vendor ID# 160779	Q3: N/A	Q4: N/A	
Program Census Information:	# Children in Care During Quarter: 14	# Placements During Quarter: 14	# Children in Care On Last Day: 10
<b>Quarterly Provider Comparisons to All CCIs</b>			

▼ — indicates average for all CCIs







DHS, DFCS, Office of Provider Management  
**Performance-Based Placement Measures**  
**RBWO Provider GA+SCORECARD - CCI**  
**Report Quarter: Q1 FY2020**



<b>Provider/Program Name: Gigi's House Inc. - (5388) - CCI</b>				
2301 Talmadge Rd., Hampton, GA 30228		Quarterly Scores (Grades)		Current Quarter Score (Grade)
Phone: 470-372-8050		Q1: 78.27 (C+)	Q2: N/A	<b>78.27%</b> <b>(C+)</b>
Vendor ID# 160779		Q3: N/A	Q4: N/A	
Program Census Information:		# Children in Care During Quarter: 14	# Placements During Quarter: 14	# Children in Care On Last Day: 10
	Avg Performance All CCIs (%)	Provider Performance (%)*	Possible Points (Weight)	Provider Points Earned
<b>OPM Monitoring Reviews</b>				
Annual Comprehensive Reviews	83%	Not Yet Conducted		
Safety Reviews	86%	88%	15	13.25
<b>Monitoring Sub-Total</b>			<b>15</b>	<b>13.25</b>
<b>CCI Safety Outcomes</b>				
Incidence of Maltreatment	0.00%	No Substantiated Reports	10	10.00
Staff Training/Foundations	96%	67%	5	3.35
Staff Safety Checks	87%	33%	5	1.65
<b>Safety Sub-Total</b>			<b>20</b>	<b>15.00</b>
<b>CCI Permanency Outcomes</b>				
Placement Stability	89%	93%	15	13.95
<b>Permanency Sub-Total</b>			<b>15</b>	<b>13.95</b>
<b>CCI Well-Being Outcomes</b>				
EPSDT Medical Visits	92%	86%	4	3.44
EPSDT Dental Visits	85%	57%	4	2.28
Academic Supports	74%	44%	3	1.32
Provider ECEM Visits	76%	40%	7	2.80
Provider General Contacts	76%	33%	7	2.31
Placements with Siblings	38%	Not Eligible	Not Scored	Not Scored
Placements within Legal County	14%	0%	Not Scored	Not Scored
<b>Well-Being Sub-Total</b>			<b>25</b>	<b>12.15</b>
*Performance calculation descriptions can be found in the FY 2019 RBWO PBP Measurements and Standards Guide.				

<b>Monitoring &amp; Outcomes: Possible Points = 75</b>		<b>Points Earned = 54.35</b>	
<b>Score Before Incentives Credit</b>			<b>72.47%</b>
<b>Incentives Awarded</b>			<b>5.80 pts</b>
<b>PBP Verification</b>			<b>N/A pts</b>
<b>Total Score</b>			<b>78.27%</b>



DHS, DFCS, Office of Provider Management  
**Performance-Based Placement Measures**  
**RBWO Provider GA+SCORECARD - CCI**  
**Report Quarter: Q1 FY2020**



**Provider/Program Name: Gigi's House Inc. - (5388) - CCI**

Program Census Information:		# Children in Care During Quarter: 14	# Placements During Quarter: 14	# Children in Care On Last Day: 10
CCI Incentive Credits	Avg Performance All CCIs (Points)	Provider Performance (%)*	Possible Points (Weight)	Provider Points Earned
Early EPSDT Medical Visits		50%	2	1.00
Early EPSDT Dental Visits		40%	2	0.80
Permanency Contacts		0%	5	0.00
Additional Academic Supports		0%	2	0.00
HS Grad/GED/Prof or Trade Certificate/College		N/A	10/5/5/1	
EYSS Agreement		Not Eligible	5	
Community Connections		0%	4	0.00
Active Agency Accreditation		0%	4	0.00
Staff Clinical Licensure		0%	5	0.00
Behavior Management (threshold = 0)		100%	4	4.00
<b>Incentives Total</b>	<b>7.78</b>			<b>5.80</b>
Maximum total combined incentive credit allowed is 10 points.			<b>Incentives Awarded</b>	<b>5.80</b>

\*Performance calculation descriptions can be found in the FY 2019 RBWO PBP Measurements and Standards Guide.

**Child Protective Services Investigations and Dispositions**

The following investigations data, which is not used for scoring but is considered significant to a provider's performance, is from Georgia SHINES and is not considered final or complete until the end of the fiscal year.

Total Reports:	3
Number Screened In:	0
Number Screened Out:	3
Number Substantiated:	0
Number Unsubstantiated:	0
Number Active CPS Investigations:	0



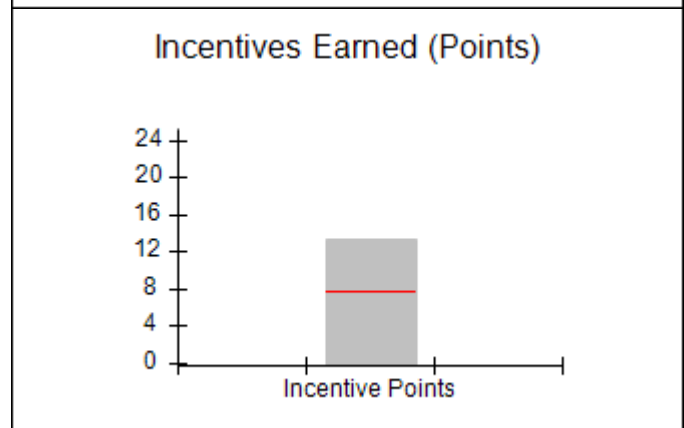
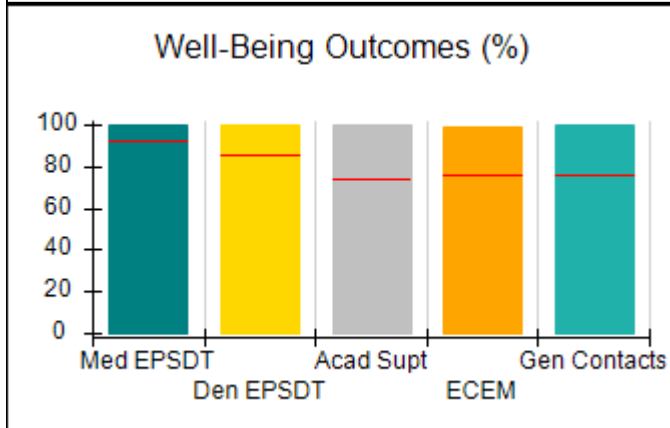
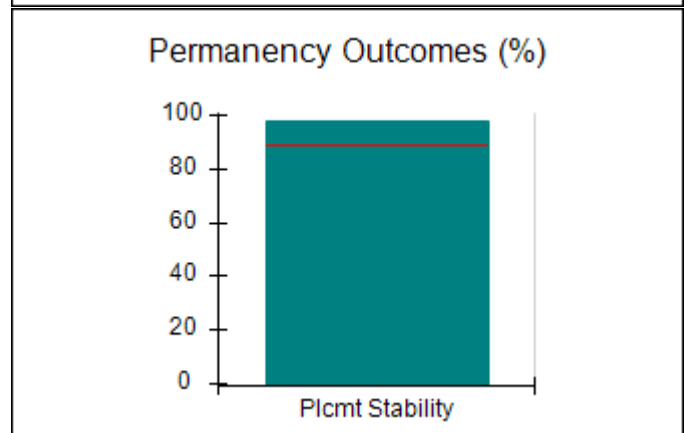
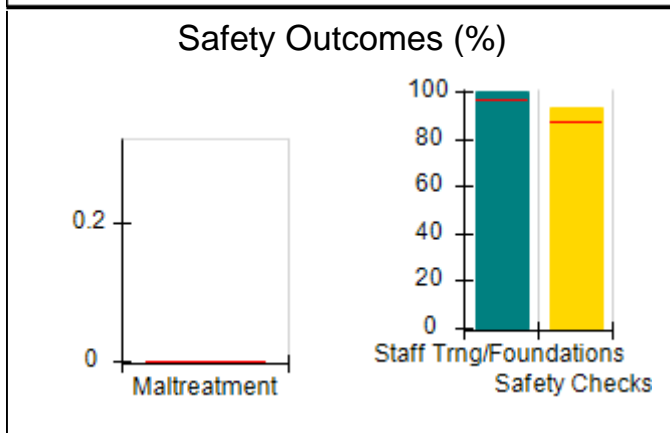
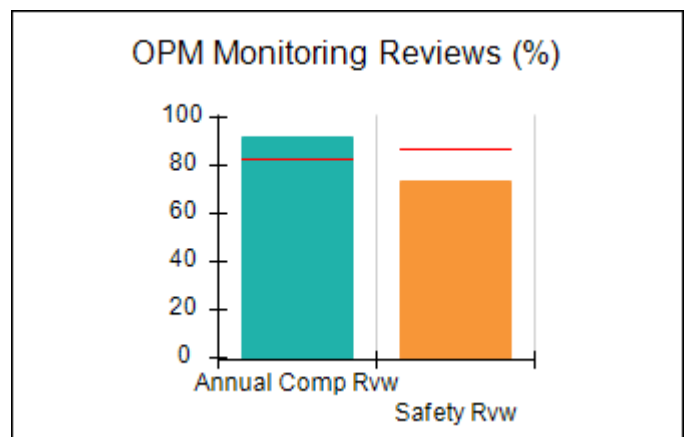
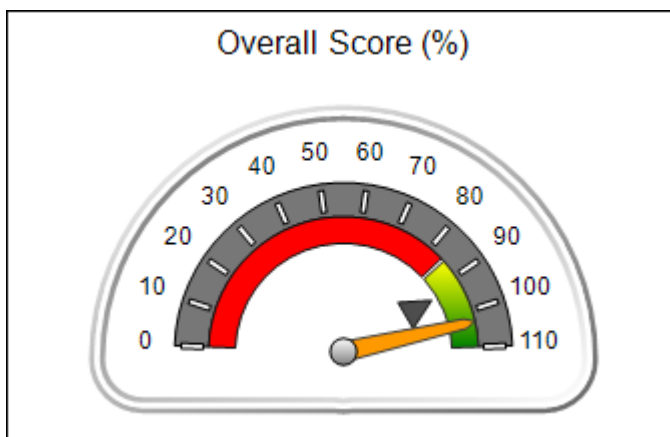
**DHS, DFCS, Office of Provider Management**  
**Performance-Based Placement Measures**  
**RBWO Provider GA+SCORECARD - CCI**



**Report Quarter: Q1 FY2020**

<b>Provider/Program Name: Goshen Valley Foundation - dba Goshen Valley Boy's Ranch (687) - CCI</b>			
<b>387 Goshen Church Way, Waleska, GA 30183</b>	<b>Quarterly Scores (Grades)</b>		<b>Current Quarter Score (Grade)</b>
<b>Phone: 7707964618</b>	<b>Q1: 103.20 (A+)</b>	<b>Q2: N/A</b>	<b>103.20% (A+)</b>
<b>Vendor ID# 35392</b>	<b>Q3: N/A</b>	<b>Q4: N/A</b>	
<b>Program Census Information:</b>	<b># Children in Care During Quarter: 46</b>	<b># Placements During Quarter: 46</b>	<b># Children in Care On Last Day: 34</b>
<b>Quarterly Provider Comparisons to All CCIs</b>			

▼ — indicates average for all CCIs





## Performance-Based Placement Measures

### RBWO Provider GA+SCORECARD - CCI

Report Quarter: Q1 FY2020

<b>Provider/Program Name: Goshen Valley Foundation - dba Goshen Valley Boy's Ranch (687) - CCI</b>				
<b>387 Goshen Church Way, Waleska, GA 30183</b>		<b>Quarterly Scores (Grades)</b>		<b>Current Quarter Score (Grade)</b>
<b>Phone: 7707964618</b>		<b>Q1: 103.20 (A+)</b>	<b>Q2: N/A</b>	<b>103.20% (A+)</b>
<b>Vendor ID# 35392</b>		<b>Q3: N/A</b>	<b>Q4: N/A</b>	
Program Census Information:		# Children in Care During Quarter: 46	# Placements During Quarter: 46	# Children in Care On Last Day: 34
	<b>Avg Performance All CCIs (%)</b>	<b>Provider Performance (%)*</b>	<b>Possible Points (Weight)</b>	<b>Provider Points Earned</b>
<b>OPM Monitoring Reviews</b>				
Annual Comprehensive Reviews	83%	92%	25	22.93
Safety Reviews	86%	73%	15	11.00
<b>Monitoring Sub-Total</b>			<b>40</b>	<b>33.92</b>
<b>CCI Safety Outcomes</b>				
Incidence of Maltreatment	0.00%	No Substantiated Reports	10	10.00
Staff Training/Foundations	96%	100%	5	5.00
Staff Safety Checks	87%	93%	5	4.65
<b>Safety Sub-Total</b>			<b>20</b>	<b>19.65</b>
<b>CCI Permanency Outcomes</b>				
Placement Stability	89%	98%	15	14.70
<b>Permanency Sub-Total</b>			<b>15</b>	<b>14.70</b>
<b>CCI Well-Being Outcomes</b>				
EPSDT Medical Visits	92%	100%	4	4.00
EPSDT Dental Visits	85%	100%	4	4.00
Academic Supports	74%	100%	3	3.00
Provider ECEM Visits	76%	99%	7	6.93
Provider General Contacts	76%	100%	7	7.00
Placements with Siblings	38%	42%	Not Scored	Not Scored
Placements within Legal County	14%	0%	Not Scored	Not Scored
<b>Well-Being Sub-Total</b>			<b>25</b>	<b>24.93</b>
*Performance calculation descriptions can be found in the FY 2019 RBWO PBP Measurements and Standards Guide.				

<b>Monitoring &amp; Outcomes: Possible Points = 100</b>		<b>Points Earned = 93.20</b>	
<b>Score Before Incentives Credit</b>			<b>93.20%</b>
<b>Incentives Awarded</b>			<b>10.00 pts</b>
<b>PBP Verification</b>			<b>N/A pts</b>
<b>Total Score</b>			<b>103.20%</b>



**DHS, DFCS, Office of Provider Management**  
**Performance-Based Placement Measures**  
**RBWO Provider GA+SCORECARD - CCI**



**Report Quarter: Q1 FY2020**

**Provider/Program Name: Goshen Valley Foundation - dba Goshen Valley Boy's Ranch (687) - CCI**

Program Census Information:		# Children in Care During Quarter: 46	# Placements During Quarter: 46	# Children in Care On Last Day: 34
CCI Incentive Credits	Avg Performance All CCIs (Points)	Provider Performance (%)*	Possible Points (Weight)	Provider Points Earned
Early EPSDT Medical Visits		100%	2	2.00
Early EPSDT Dental Visits		100%	2	2.00
Permanency Contacts		60%	5	3.00
Additional Academic Supports		20%	2	0.40
HS Grad/GED/Prof or Trade Certificate/College		N/A	10/5/5/1	
EYSS Agreement		0%	5	0.00
Community Connections		0%	4	0.00
Active Agency Accreditation		50%	4	2.00
Staff Clinical Licensure		0%	5	0.00
Behavior Management (threshold = 0)		100%	4	4.00
<b>Incentives Total</b>	<b>7.78</b>			<b>13.40</b>
Maximum total combined incentive credit allowed is 10 points.			<b>Incentives Awarded</b>	<b>10.00</b>

\*Performance calculation descriptions can be found in the FY 2019 RBWO PBP Measurements and Standards Guide.

### Child Protective Services Investigations and Dispositions

The following investigations data, which is not used for scoring but is considered significant to a provider's performance, is from Georgia SHINES and is not considered final or complete until the end of the fiscal year.

Total Reports:	0
Number Screened In:	0
Number Screened Out:	0
Number Substantiated:	0
Number Unsubstantiated:	0
Number Active CPS Investigations:	0



DHS, DFCS, Office of Provider Management

## Performance-Based Placement Measures

### RBWO Provider GA+SCORECARD - CCI

Report Quarter: Q1 FY2020



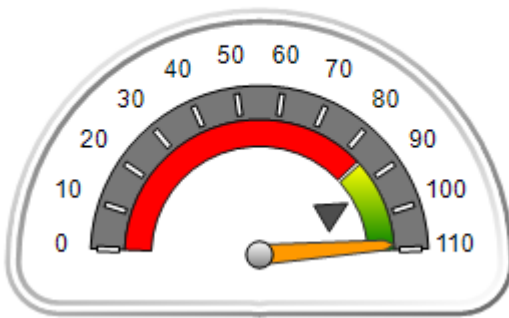
**Provider/Program Name: Goshen Valley Foundation - dba Hope House (5196) - CCI**

187 Goshen Church Way, Waleska, GA 30183	Quarterly Scores (Grades)		Current Quarter Score (Grade)
Phone: 770-796-4618	Q1: 108.58 (A+)	Q2: N/A	<b>108.58%</b> <b>(A+)</b>
Vendor ID# 106196	Q3: N/A	Q4: N/A	
Program Census Information:	# Children in Care During Quarter: 7	# Placements During Quarter: 7	# Children in Care On Last Day: 6

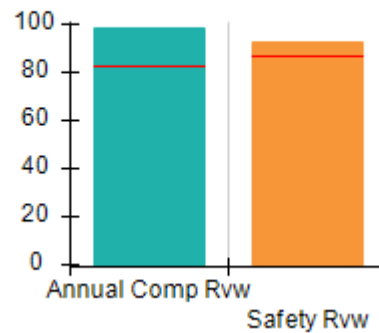
### Quarterly Provider Comparisons to All CCIs

▼ — indicates average for all CCIs

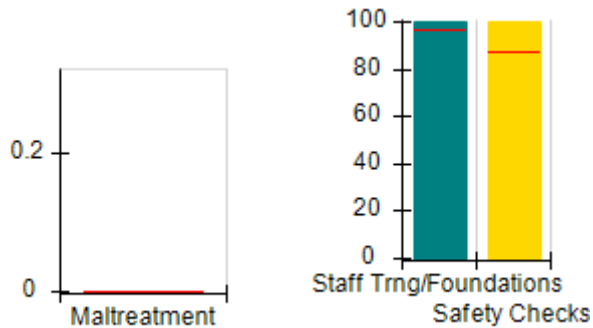
Overall Score (%)



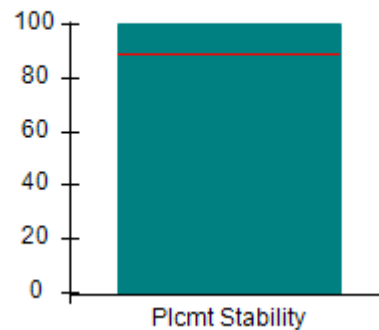
OPM Monitoring Reviews (%)



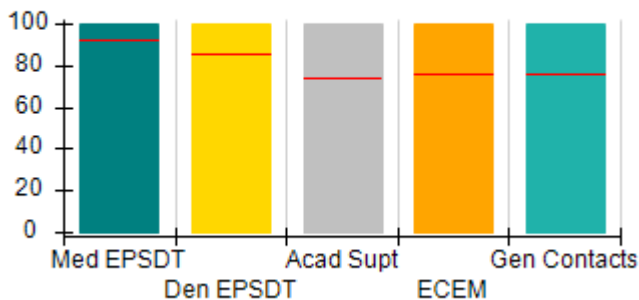
Safety Outcomes (%)



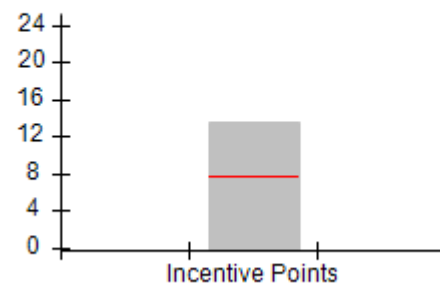
Permanency Outcomes (%)



Well-Being Outcomes (%)



Incentives Earned (Points)





DHS, DFCS, Office of Provider Management  
**Performance-Based Placement Measures**  
**RBWO Provider GA+SCORECARD - CCI**  
**Report Quarter: Q1 FY2020**



<b>Provider/Program Name: Goshen Valley Foundation - dba Hope House (5196) - CCI</b>				
187 Goshen Church Way, Waleska, GA 30183		Quarterly Scores (Grades)		Current Quarter Score (Grade)
Phone: 770-796-4618		Q1: 108.58 (A+)	Q2: N/A	<b>108.58%</b> <b>(A+)</b>
Vendor ID# 106196		Q3: N/A	Q4: N/A	
Program Census Information:		# Children in Care During Quarter: 7	# Placements During Quarter: 7	# Children in Care On Last Day: 6
	Avg Performance All CCIs (%)	Provider Performance (%)*	Possible Points (Weight)	Provider Points Earned
<b>OPM Monitoring Reviews</b>				
Annual Comprehensive Reviews	83%	99%	25	24.70
Safety Reviews	86%	93%	15	13.88
<b>Monitoring Sub-Total</b>			<b>40</b>	<b>38.58</b>
<b>CCI Safety Outcomes</b>				
Incidence of Maltreatment	0.00%	No Substantiated Reports	10	10.00
Staff Training/Foundations	96%	100%	5	5.00
Staff Safety Checks	87%	100%	5	5.00
<b>Safety Sub-Total</b>			<b>20</b>	<b>20.00</b>
<b>CCI Permanency Outcomes</b>				
Placement Stability	89%	100%	15	15.00
<b>Permanency Sub-Total</b>			<b>15</b>	<b>15.00</b>
<b>CCI Well-Being Outcomes</b>				
EPSDT Medical Visits	92%	100%	4	4.00
EPSDT Dental Visits	85%	100%	4	4.00
Academic Supports	74%	100%	3	3.00
Provider ECEM Visits	76%	100%	7	7.00
Provider General Contacts	76%	100%	7	7.00
Placements with Siblings	38%	0%	Not Scored	Not Scored
Placements within Legal County	14%	0%	Not Scored	Not Scored
<b>Well-Being Sub-Total</b>			<b>25</b>	<b>25.00</b>
*Performance calculation descriptions can be found in the FY 2019 RBWO PBP Measurements and Standards Guide.				

<b>Monitoring &amp; Outcomes: Possible Points = 100</b>		<b>Points Earned = 98.58</b>	
<b>Score Before Incentives Credit</b>			<b>98.58%</b>
<b>Incentives Awarded</b>			<b>10.00 pts</b>
<b>PBP Verification</b>			<b>N/A pts</b>
<b>Total Score</b>			<b>108.58%</b>



**DHS, DFCS, Office of Provider Management**  
**Performance-Based Placement Measures**  
**RBWO Provider GA+SCORECARD - CCI**  
**Report Quarter: Q1 FY2020**



**Provider/Program Name: Goshen Valley Foundation - dba Hope House (5196) - CCI**

Program Census Information:		# Children in Care During Quarter: 7	# Placements During Quarter: 7	# Children in Care On Last Day: 6
CCI Incentive Credits	Avg Performance All CCIs (Points)	Provider Performance (%)*	Possible Points (Weight)	Provider Points Earned
Early EPSDT Medical Visits		100%	2	2.00
Early EPSDT Dental Visits		100%	2	2.00
Permanency Contacts		67%	5	3.35
Additional Academic Supports		13%	2	0.26
HS Grad/GED/Prof or Trade Certificate/College		N/A	10/5/5/1	
EYSS Agreement		Not Eligible	5	
Community Connections		0%	4	0.00
Active Agency Accreditation		50%	4	2.00
Staff Clinical Licensure		0%	5	0.00
Behavior Management (threshold = 0)		100%	4	4.00
<b>Incentives Total</b>	<b>7.78</b>			<b>13.61</b>
Maximum total combined incentive credit allowed is 10 points.			<b>Incentives Awarded</b>	<b>10.00</b>

\*Performance calculation descriptions can be found in the FY 2019 RBWO PBP Measurements and Standards Guide.

**Child Protective Services Investigations and Dispositions**

The following investigations data, which is not used for scoring but is considered significant to a provider's performance, is from Georgia SHINES and is not considered final or complete until the end of the fiscal year.

Total Reports:	2
Number Screened In:	0
Number Screened Out:	2
Number Substantiated:	0
Number Unsubstantiated:	0
Number Active CPS Investigations:	0





DHS, DFCS, Office of Provider Management  
**Performance-Based Placement Measures**  
**RBWO Provider GA+SCORECARD - CCI**  
Report Quarter: Q1 FY2020



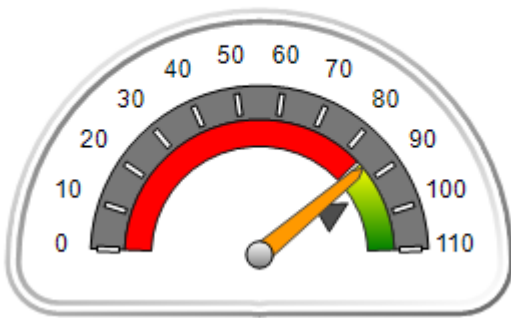
**Provider/Program Name: Greenbriar Children's Center - (688) - CCI**

3709 Hopkins St., Savannah, GA 31405	Quarterly Scores (Grades)		Current Quarter Score (Grade)
Phone: 912-234-3431	Q1: 86.38 (B)	Q2: N/A	<b>86.38%</b> <b>(B)</b>
Vendor ID# 35393	Q3: N/A	Q4: N/A	
Program Census Information:	# Children in Care During Quarter: 10	# Placements During Quarter: 10	# Children in Care On Last Day: 4

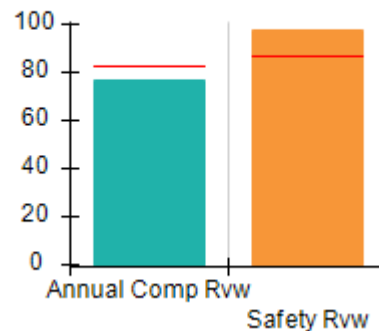
**Quarterly Provider Comparisons to All CCIs**

▼ — indicates average for all CCIs

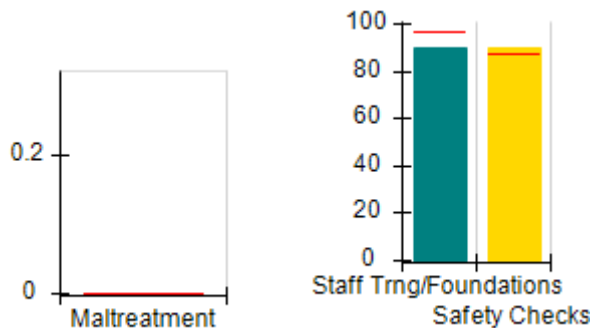
Overall Score (%)



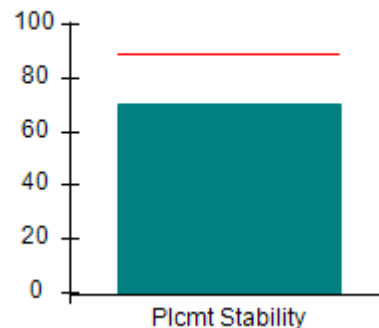
OPM Monitoring Reviews (%)



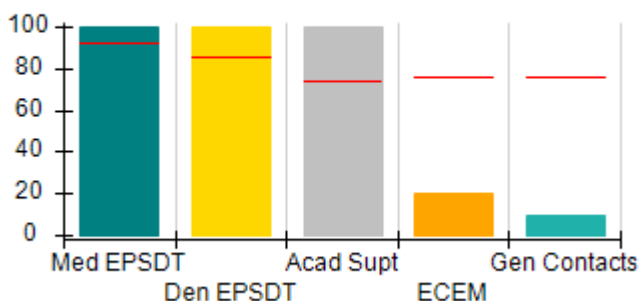
Safety Outcomes (%)



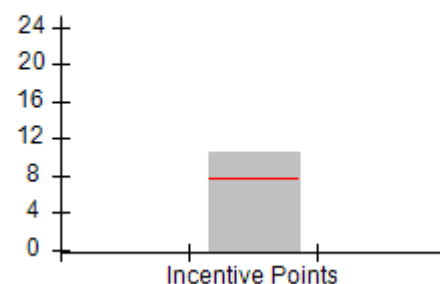
Permanency Outcomes (%)



Well-Being Outcomes (%)



Incentives Earned (Points)





DHS, DFCS, Office of Provider Management  
**Performance-Based Placement Measures**  
**RBWO Provider GA+SCORECARD - CCI**  
 Report Quarter: Q1 FY2020



<b>Provider/Program Name: Greenbriar Children's Center - (688) - CCI</b>				
<b>3709 Hopkins St., Savannah, GA 31405</b>		<b>Quarterly Scores (Grades)</b>		<b>Current Quarter Score (Grade)</b>
<b>Phone: 912-234-3431</b>		<b>Q1: 86.38 (B)</b>	<b>Q2: N/A</b>	<b>86.38% (B)</b>
<b>Vendor ID# 35393</b>		<b>Q3: N/A</b>	<b>Q4: N/A</b>	
Program Census Information:		# Children in Care During Quarter: 10	# Placements During Quarter: 10	# Children in Care On Last Day: 4
	<b>Avg Performance All CCIs (%)</b>	<b>Provider Performance (%)*</b>	<b>Possible Points (Weight)</b>	<b>Provider Points Earned</b>
<b>OPM Monitoring Reviews</b>				
Annual Comprehensive Reviews	83%	77%	25	19.15
Safety Reviews	86%	98%	15	14.63
<b>Monitoring Sub-Total</b>			<b>40</b>	<b>33.78</b>
<b>CCI Safety Outcomes</b>				
Incidence of Maltreatment	0.00%	No Substantiated Reports	10	10.00
Staff Training/Foundations	96%	90%	5	4.50
Staff Safety Checks	87%	90%	5	4.50
<b>Safety Sub-Total</b>			<b>20</b>	<b>19.00</b>
<b>CCI Permanency Outcomes</b>				
Placement Stability	89%	70%	15	10.50
<b>Permanency Sub-Total</b>			<b>15</b>	<b>10.50</b>
<b>CCI Well-Being Outcomes</b>				
EPSDT Medical Visits	92%	100%	4	4.00
EPSDT Dental Visits	85%	100%	4	4.00
Academic Supports	74%	100%	3	3.00
Provider ECEM Visits	76%	20%	7	1.40
Provider General Contacts	76%	10%	7	0.70
Placements with Siblings	38%	0%	Not Scored	Not Scored
Placements within Legal County	14%	100%	Not Scored	Not Scored
<b>Well-Being Sub-Total</b>			<b>25</b>	<b>13.10</b>
*Performance calculation descriptions can be found in the FY 2019 RBWO PBP Measurements and Standards Guide.				

<b>Monitoring &amp; Outcomes: Possible Points = 100</b>		<b>Points Earned = 76.38</b>	
<b>Score Before Incentives Credit</b>			<b>76.38%</b>
<b>Incentives Awarded</b>			<b>10.00 pts</b>
<b>PBP Verification</b>			<b>N/A pts</b>
<b>Total Score</b>			<b>86.38%</b>



DHS, DFCS, Office of Provider Management  
**Performance-Based Placement Measures**  
**RBWO Provider GA+SCORECARD - CCI**  
Report Quarter: Q1 FY2020



**Provider/Program Name: Greenbriar Children's Center - (688) - CCI**

Program Census Information:		# Children in Care During Quarter: 10	# Placements During Quarter: 10	# Children in Care On Last Day: 4
CCI Incentive Credits	Avg Performance All CCIs (Points)	Provider Performance (%)*	Possible Points (Weight)	Provider Points Earned
Early EPSDT Medical Visits		100%	2	2.00
Early EPSDT Dental Visits		100%	2	2.00
Permanency Contacts		0%	5	0.00
Additional Academic Supports		0%	2	0.00
HS Grad/GED/Prof or Trade Certificate/College		N/A	10/5/5/1	
EYSS Agreement		Not Eligible	5	
Community Connections		0%	4	0.00
Active Agency Accreditation		50%	4	2.00
Staff Clinical Licensure		10%	5	0.50
Behavior Management (threshold = 0)		100%	4	4.00
<b>Incentives Total</b>	<b>7.78</b>			<b>10.50</b>
Maximum total combined incentive credit allowed is 10 points.			<b>Incentives Awarded</b>	<b>10.00</b>

\*Performance calculation descriptions can be found in the FY 2019 RBWO PBP Measurements and Standards Guide.

**Child Protective Services Investigations and Dispositions**

The following investigations data, which is not used for scoring but is considered significant to a provider's performance, is from Georgia SHINES and is not considered final or complete until the end of the fiscal year.

Total Reports:	0
Number Screened In:	0
Number Screened Out:	0
Number Substantiated:	0
Number Unsubstantiated:	0
Number Active CPS Investigations:	0

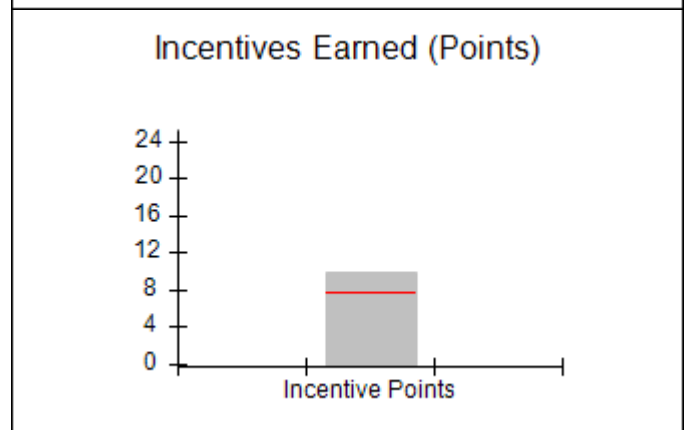
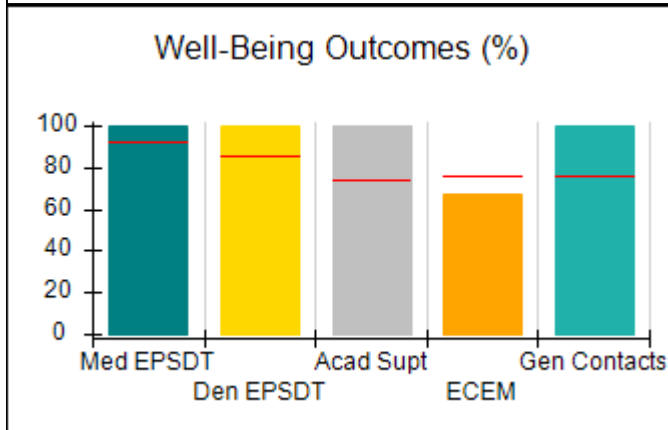
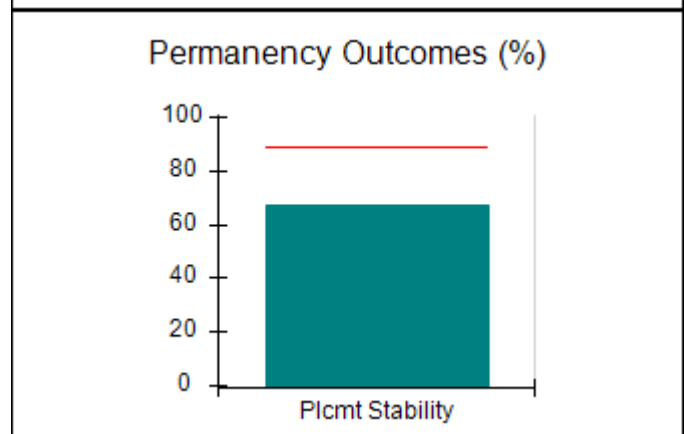
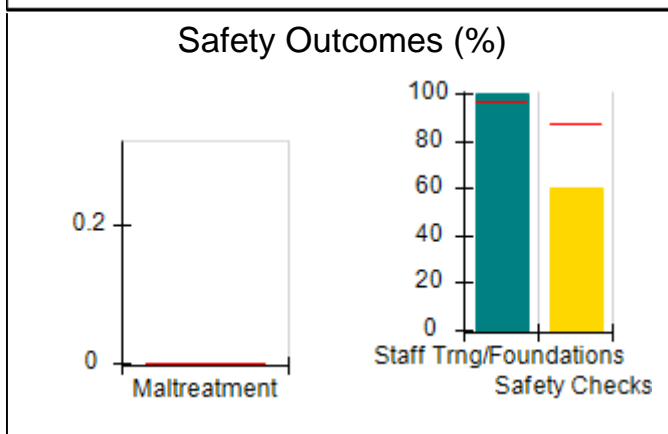
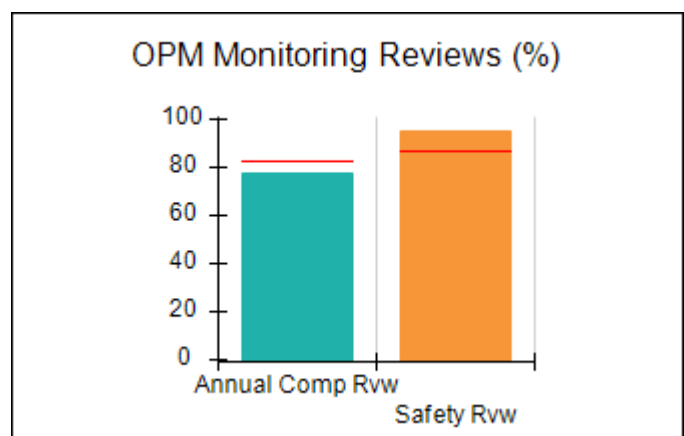
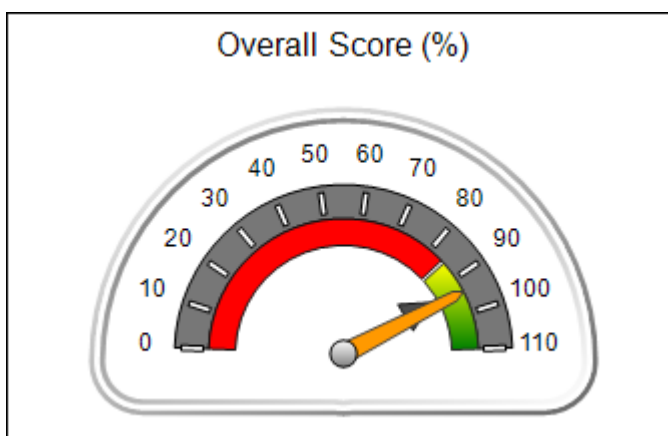


**DHS, DFCS, Office of Provider Management**  
**Performance-Based Placement Measures**  
**RBWO Provider GA+SCORECARD - CCI**  
**Report Quarter: Q1 FY2020**



<b>Provider/Program Name: Guardian Home of Hope, Inc. - (5187) - CCI</b>			
<b>4290 Valley Crest Drive, Columbus, GA 31907</b>	<b>Quarterly Scores (Grades)</b>		<b>Current Quarter Score (Grade)</b>
<b>Phone: 762-821-2303</b>	<b>Q1: 94.21 (A)</b>	<b>Q2: N/A</b>	<b>94.21%</b> <b>(A)</b>
<b>Vendor ID# 121306</b>	<b>Q3: N/A</b>	<b>Q4: N/A</b>	
<b>Program Census Information:</b>	<b># Children in Care During Quarter: 9</b>	<b># Placements During Quarter: 9</b>	<b># Children in Care On Last Day: 6</b>
<b>Quarterly Provider Comparisons to All CCIs</b>			

▼ — indicates average for all CCIs





DHS, DFCS, Office of Provider Management  
**Performance-Based Placement Measures**  
**RBWO Provider GA+SCORECARD - CCI**  
 Report Quarter: Q1 FY2020



<b>Provider/Program Name: Guardian Home of Hope, Inc. - (5187) - CCI</b>				
<b>4290 Valley Crest Drive, Columbus, GA 31907</b>		<b>Quarterly Scores (Grades)</b>		<b>Current Quarter Score (Grade)</b>
<b>Phone: 762-821-2303</b>		<b>Q1: 94.21 (A)</b>	<b>Q2: N/A</b>	<b>94.21% (A)</b>
<b>Vendor ID# 121306</b>		<b>Q3: N/A</b>	<b>Q4: N/A</b>	
Program Census Information:		# Children in Care During Quarter: 9	# Placements During Quarter: 9	# Children in Care On Last Day: 6
	<b>Avg Performance All CCIs (%)</b>	<b>Provider Performance (%)*</b>	<b>Possible Points (Weight)</b>	<b>Provider Points Earned</b>
<b>OPM Monitoring Reviews</b>				
Annual Comprehensive Reviews	83%	78%	25	19.38
Safety Reviews	86%	95%	15	14.25
<b>Monitoring Sub-Total</b>			<b>40</b>	<b>33.63</b>
<b>CCI Safety Outcomes</b>				
Incidence of Maltreatment	0.00%	No Substantiated Reports	10	10.00
Staff Training/Foundations	96%	100%	5	5.00
Staff Safety Checks	87%	60%	5	3.00
<b>Safety Sub-Total</b>			<b>20</b>	<b>18.00</b>
<b>CCI Permanency Outcomes</b>				
Placement Stability	89%	67%	15	10.05
<b>Permanency Sub-Total</b>			<b>15</b>	<b>10.05</b>
<b>CCI Well-Being Outcomes</b>				
EPSDT Medical Visits	92%	100%	4	4.00
EPSDT Dental Visits	85%	100%	4	4.00
Academic Supports	74%	100%	3	3.00
Provider ECEM Visits	76%	67%	7	4.69
Provider General Contacts	76%	100%	7	7.00
Placements with Siblings	38%	0%	Not Scored	Not Scored
Placements within Legal County	14%	0%	Not Scored	Not Scored
<b>Well-Being Sub-Total</b>			<b>25</b>	<b>22.69</b>
*Performance calculation descriptions can be found in the FY 2019 RBWO PBP Measurements and Standards Guide.				

<b>Monitoring &amp; Outcomes: Possible Points = 100</b>		<b>Points Earned = 84.37</b>	
<b>Score Before Incentives Credit</b>			<b>84.37%</b>
<b>Incentives Awarded</b>			<b>9.84 pts</b>
<b>PBP Verification</b>			<b>N/A pts</b>
<b>Total Score</b>			<b>94.21%</b>



**DHS, DFCS, Office of Provider Management**  
**Performance-Based Placement Measures**  
**RBWO Provider GA+SCORECARD - CCI**  
**Report Quarter: Q1 FY2020**



**Provider/Program Name: Guardian Home of Hope, Inc. - (5187) - CCI**

Program Census Information:		# Children in Care During Quarter: 9	# Placements During Quarter: 9	# Children in Care On Last Day: 6
CCI Incentive Credits	Avg Performance All CCIs (Points)	Provider Performance (%)*	Possible Points (Weight)	Provider Points Earned
Early EPSDT Medical Visits		100%	2	2.00
Early EPSDT Dental Visits		100%	2	2.00
Permanency Contacts		0%	5	0.00
Additional Academic Supports		92%	2	1.84
HS Grad/GED/Prof or Trade Certificate/College		N/A	10/5/5/1	
EYSS Agreement		0%	5	0.00
Community Connections		0%	4	0.00
Active Agency Accreditation		0%	4	0.00
Staff Clinical Licensure		0%	5	0.00
Behavior Management (threshold = 0)		100%	4	4.00
<b>Incentives Total</b>	<b>7.78</b>			<b>9.84</b>
Maximum total combined incentive credit allowed is 10 points.			<b>Incentives Awarded</b>	<b>9.84</b>

\*Performance calculation descriptions can be found in the FY 2019 RBWO PBP Measurements and Standards Guide.

**Child Protective Services Investigations and Dispositions**

The following investigations data, which is not used for scoring but is considered significant to a provider's performance, is from Georgia SHINES and is not considered final or complete until the end of the fiscal year.

Total Reports:	0
Number Screened In:	0
Number Screened Out:	0
Number Substantiated:	0
Number Unsubstantiated:	0
Number Active CPS Investigations:	0

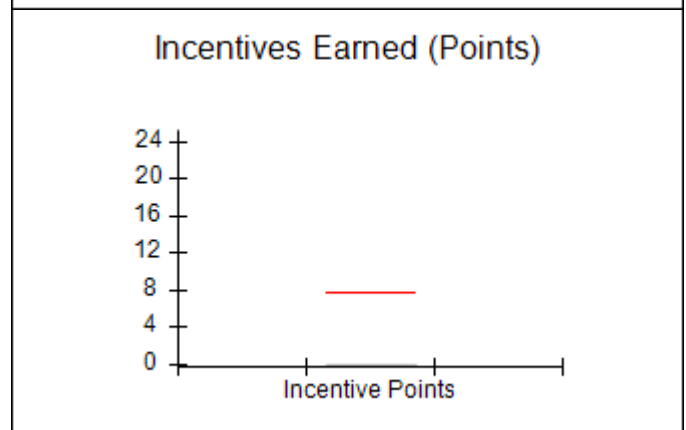
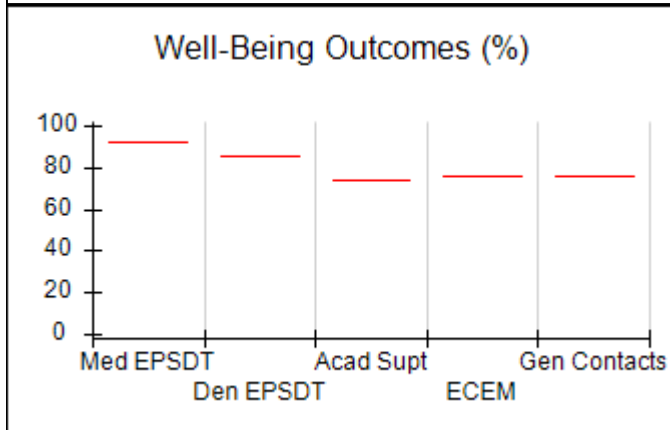
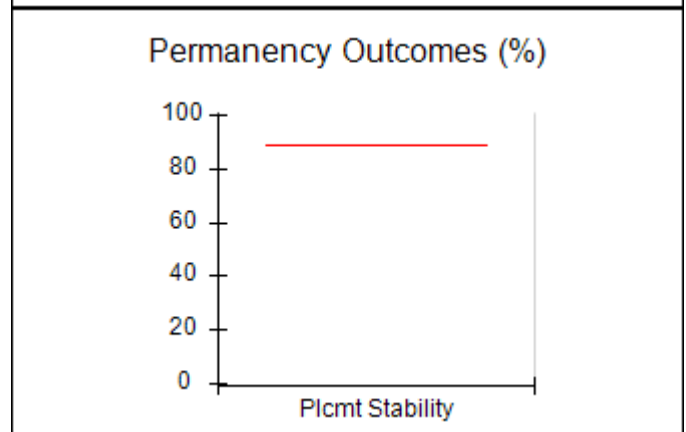
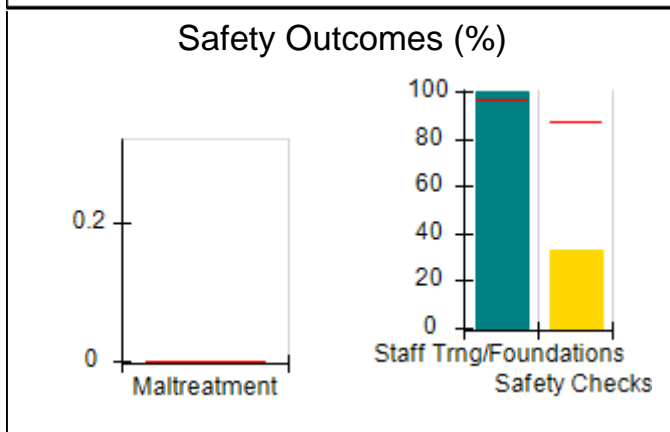
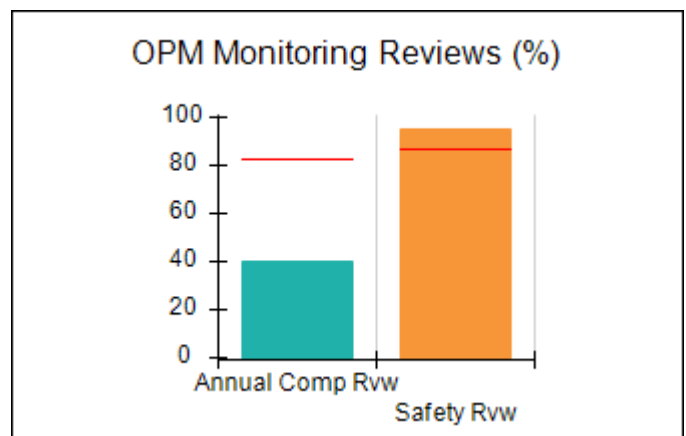
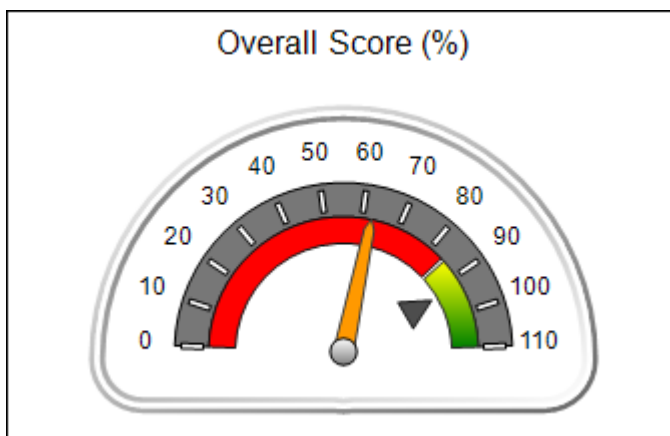


DHS, DFCS, Office of Provider Management  
**Performance-Based Placement Measures**  
**RBWO Provider GA+SCORECARD - CCI**  
 Report Quarter: Q1 FY2020



<b>Provider/Program Name: Heritage Homes of Woodstock - (5336) - CCI</b>			
156 Dial Dr., Woodstock, GA 30188	Quarterly Scores (Grades)		Current Quarter Score (Grade)
Phone: 678-463-5695	Q1: 62.45 (D-)	Q2: N/A	<b>62.45%</b> <b>(D-)</b>
Vendor ID# 156519	Q3: N/A	Q4: N/A	
Program Census Information:	# Children in Care During Quarter: 0	# Placements During Quarter: 0	# Children in Care On Last Day: 0
<b>Quarterly Provider Comparisons to All CCIs</b>			

▼ — indicates average for all CCIs





DHS, DFCS, Office of Provider Management  
**Performance-Based Placement Measures**  
**RBWO Provider GA+SCORECARD - CCI**  
 Report Quarter: Q1 FY2020



<b>Provider/Program Name: Heritage Homes of Woodstock - (5336) - CCI</b>				
156 Dial Dr., Woodstock, GA 30188		Quarterly Scores (Grades)		Current Quarter Score (Grade)
Phone: 678-463-5695		Q1: 62.45 (D-)	Q2: N/A	<b>62.45%</b> <b>(D-)</b>
Vendor ID# 156519		Q3: N/A	Q4: N/A	
Program Census Information:		# Children in Care During Quarter: 0	# Placements During Quarter: 0	# Children in Care On Last Day: 0
	Avg Performance All CCIs (%)	Provider Performance (%)*	Possible Points (Weight)	Provider Points Earned
<b>OPM Monitoring Reviews</b>				
Annual Comprehensive Reviews	83%	40%	25	9.92
Safety Reviews	86%	95%	15	14.25
<b>Monitoring Sub-Total</b>			<b>40</b>	<b>24.17</b>
<b>CCI Safety Outcomes</b>				
Incidence of Maltreatment	0.00%	Not Eligible		
Staff Training/Foundations	96%	100%	10	10.00
Staff Safety Checks	87%	33%	10	3.30
<b>Safety Sub-Total</b>			<b>20</b>	<b>13.30</b>
<b>CCI Permanency Outcomes</b>				
Placement Stability	89%	Not Eligible		
<b>Permanency Sub-Total</b>			<b>N/A</b>	
<b>CCI Well-Being Outcomes</b>				
EPSDT Medical Visits	92%	Not Eligible		
EPSDT Dental Visits	85%	Not Eligible		
Academic Supports	74%	Not Eligible		
Provider ECEM Visits	76%	Not Eligible		
Provider General Contacts	76%	Not Eligible		
Placements with Siblings	38%	Not Eligible	Not Scored	Not Scored
Placements within Legal County	14%	Not Eligible	Not Scored	Not Scored
<b>Well-Being Sub-Total</b>			<b>N/A</b>	

\*Performance calculation descriptions can be found in the FY 2019 RBWO PBP Measurements and Standards Guide.

<b>Monitoring &amp; Outcomes: Possible Points = 60</b>		<b>Points Earned = 37.47</b>	
<b>Score Before Incentives Credit</b>			<b>62.45%</b>
<b>Incentives Awarded</b>			<b>0.00 pts</b>
<b>PBP Verification</b>			<b>N/A pts</b>
<b>Total Score</b>			<b>62.45%</b>





DHS, DFCS, Office of Provider Management  
**Performance-Based Placement Measures**  
**RBWO Provider GA+SCORECARD - CCI**  
Report Quarter: Q1 FY2020



**Provider/Program Name: Heritage Homes of Woodstock - (5336) - CCI**

Program Census Information:		# Children in Care During Quarter: 0	# Placements During Quarter: 0	# Children in Care On Last Day: 0
CCI Incentive Credits	Avg Performance All CCIs (Points)	Provider Performance (%)*	Possible Points (Weight)	Provider Points Earned
Early EPSDT Medical Visits		Not Eligible	2	
Early EPSDT Dental Visits		Not Eligible	2	
Permanency Contacts		None Planned	5	
Additional Academic Supports		Not Eligible	2	
HS Grad/GED/Prof or Trade Certificate/College		N/A	10/5/5/1	
EYSS Agreement		Not Eligible	5	
Community Connections		Not Eligible	4	
Active Agency Accreditation		0%	4	0.00
Staff Clinical Licensure		0%	5	0.00
Behavior Management (threshold = 0)		0%	4	
<b>Incentives Total</b>	<b>7.78</b>			<b>0.00</b>
Maximum total combined incentive credit allowed is 10 points.			<b>Incentives Awarded</b>	<b>0.00</b>

\*Performance calculation descriptions can be found in the FY 2019 RBWO PBP Measurements and Standards Guide.

**Child Protective Services Investigations and Dispositions**

The following investigations data, which is not used for scoring but is considered significant to a provider's performance, is from Georgia SHINES and is not considered final or complete until the end of the fiscal year.

Total Reports:	0
Number Screened In:	0
Number Screened Out:	0
Number Substantiated:	0
Number Unsubstantiated:	0
Number Active CPS Investigations:	0



DHS, DFCS, Office of Provider Management  
**Performance-Based Placement Measures**  
**RBWO Provider GA+SCORECARD - CCI**



Report Quarter: Q1 FY2020

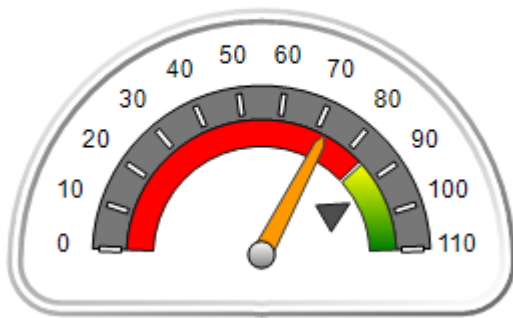
**Provider/Program Name: House of Dawn - Second Chance Home (918) - CCI**

298 South Main Street , Jonesboro, GA 30236	Quarterly Scores (Grades)		Current Quarter Score (Grade)
Phone: 770 477-2385	Q1: 72.34 (C-)	Q2: N/A	<b>72.34%</b> <b>(C-)</b>
Vendor ID# 35422	Q3: N/A	Q4: N/A	
Program Census Information:	# Children in Care During Quarter: 4	# Placements During Quarter: 4	# Children in Care On Last Day: 1

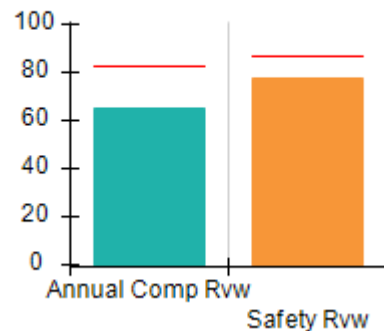
**Quarterly Provider Comparisons to All CCIs**

▼ — indicates average for all CCIs

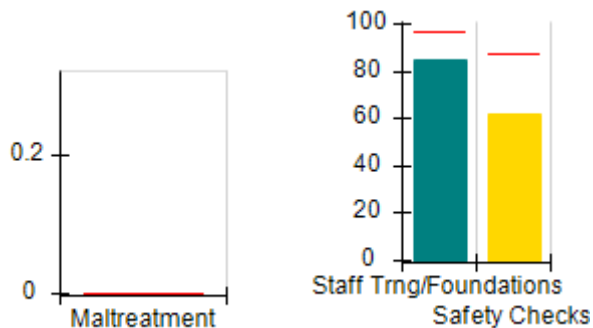
Overall Score (%)



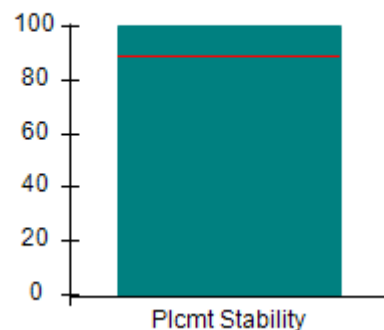
OPM Monitoring Reviews (%)



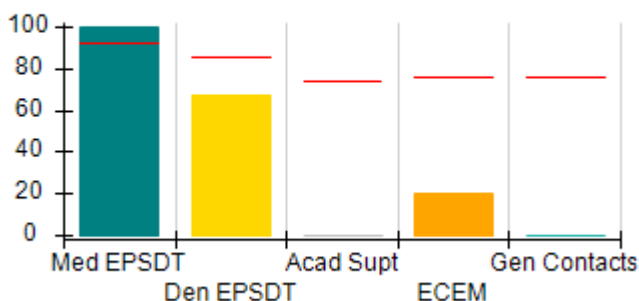
Safety Outcomes (%)



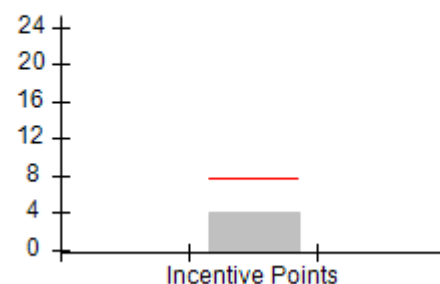
Permanency Outcomes (%)



Well-Being Outcomes (%)



Incentives Earned (Points)





DHS, DFCS, Office of Provider Management  
**Performance-Based Placement Measures**  
**RBWO Provider GA+SCORECARD - CCI**  
**Report Quarter: Q1 FY2020**



<b>Provider/Program Name: House of Dawn - Second Chance Home (918) - CCI</b>				
298 South Main Street , Jonesboro, GA 30236		Quarterly Scores (Grades)		Current Quarter Score (Grade)
Phone: 770 477-2385		Q1: 72.34 (C-)	Q2: N/A	<b>72.34%</b> <b>(C-)</b>
Vendor ID# 35422		Q3: N/A	Q4: N/A	
Program Census Information:		# Children in Care During Quarter: 4	# Placements During Quarter: 4	# Children in Care On Last Day: 1
	Avg Performance All CCIs (%)	Provider Performance (%)*	Possible Points (Weight)	Provider Points Earned
<b>OPM Monitoring Reviews</b>				
Annual Comprehensive Reviews	83%	65%	25	16.29
Safety Reviews	86%	78%	15	11.63
<b>Monitoring Sub-Total</b>			<b>40</b>	<b>27.91</b>
<b>CCI Safety Outcomes</b>				
Incidence of Maltreatment	0.00%	No Substantiated Reports	10	10.00
Staff Training/Foundations	96%	85%	5	4.25
Staff Safety Checks	87%	62%	5	3.10
<b>Safety Sub-Total</b>			<b>20</b>	<b>17.35</b>
<b>CCI Permanency Outcomes</b>				
Placement Stability	89%	100%	15	15.00
<b>Permanency Sub-Total</b>			<b>15</b>	<b>15.00</b>
<b>CCI Well-Being Outcomes</b>				
EPSDT Medical Visits	92%	100%	4	4.00
EPSDT Dental Visits	85%	67%	4	2.68
Academic Supports	74%	0%	3	0.00
Provider ECEM Visits	76%	20%	7	1.40
Provider General Contacts	76%	0%	7	0.00
Placements with Siblings	38%	Not Eligible	Not Scored	Not Scored
Placements within Legal County	14%	0%	Not Scored	Not Scored
<b>Well-Being Sub-Total</b>			<b>25</b>	<b>8.08</b>
*Performance calculation descriptions can be found in the FY 2019 RBWO PBP Measurements and Standards Guide.				

<b>Monitoring &amp; Outcomes: Possible Points = 100</b>		<b>Points Earned = 68.34</b>	
<b>Score Before Incentives Credit</b>			<b>68.34%</b>
<b>Incentives Awarded</b>			<b>4.00 pts</b>
<b>PBP Verification</b>			<b>N/A pts</b>
<b>Total Score</b>			<b>72.34%</b>



DHS, DFCS, Office of Provider Management  
**Performance-Based Placement Measures**  
**RBWO Provider GA+SCORECARD - CCI**  
Report Quarter: Q1 FY2020



**Provider/Program Name: House of Dawn - Second Chance Home (918) - CCI**

Program Census Information:		# Children in Care During Quarter: 4	# Placements During Quarter: 4	# Children in Care On Last Day: 1
CCI Incentive Credits	Avg Performance All CCIs (Points)	Provider Performance (%)*	Possible Points (Weight)	Provider Points Earned
Early EPSDT Medical Visits		Not Eligible	2	
Early EPSDT Dental Visits		0%	2	0.00
Permanency Contacts		0%	5	0.00
Additional Academic Supports		0%	2	0.00
HS Grad/GED/Prof or Trade Certificate/College		N/A	10/5/5/1	
EYSS Agreement		Not Eligible	5	
Community Connections		0%	4	0.00
Active Agency Accreditation		0%	4	0.00
Staff Clinical Licensure		0%	5	0.00
Behavior Management (threshold = 0)		100%	4	4.00
<b>Incentives Total</b>	<b>7.78</b>			<b>4.00</b>
Maximum total combined incentive credit allowed is 10 points.			<b>Incentives Awarded</b>	<b>4.00</b>

\*Performance calculation descriptions can be found in the FY 2019 RBWO PBP Measurements and Standards Guide.

**Child Protective Services Investigations and Dispositions**

The following investigations data, which is not used for scoring but is considered significant to a provider's performance, is from Georgia SHINES and is not considered final or complete until the end of the fiscal year.

Total Reports:	0
Number Screened In:	0
Number Screened Out:	0
Number Substantiated:	0
Number Unsubstantiated:	0
Number Active CPS Investigations:	0

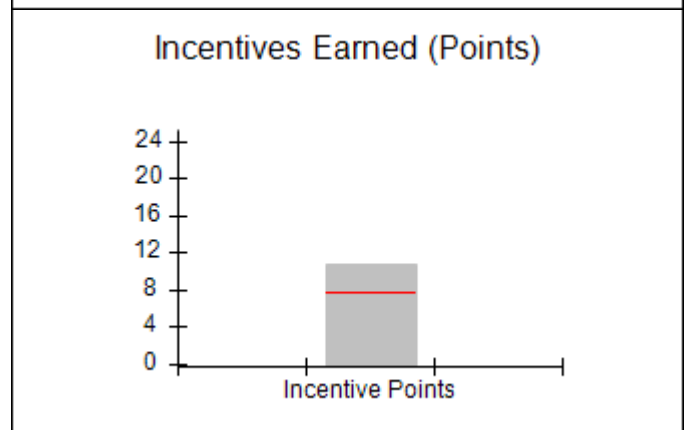
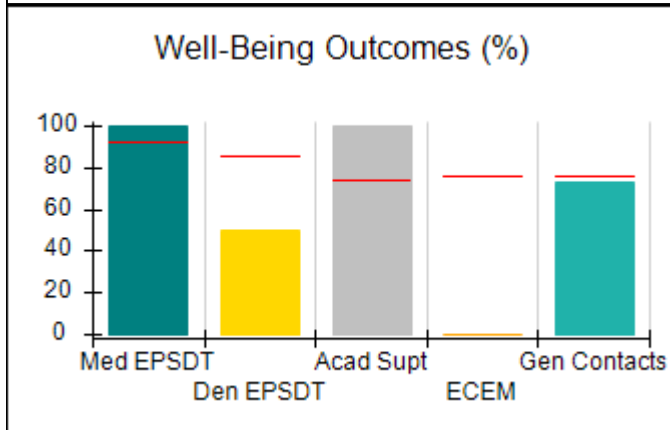
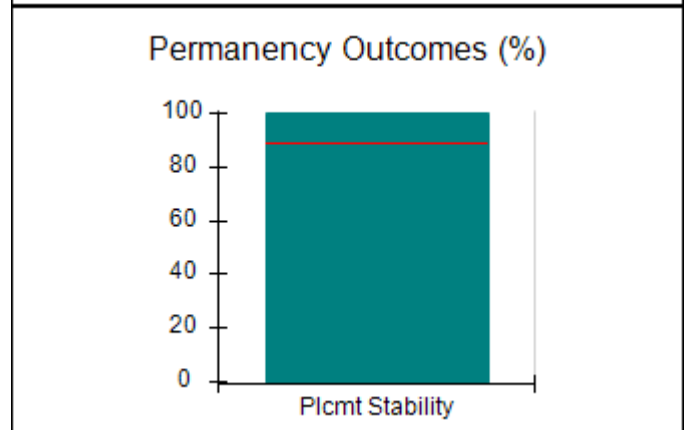
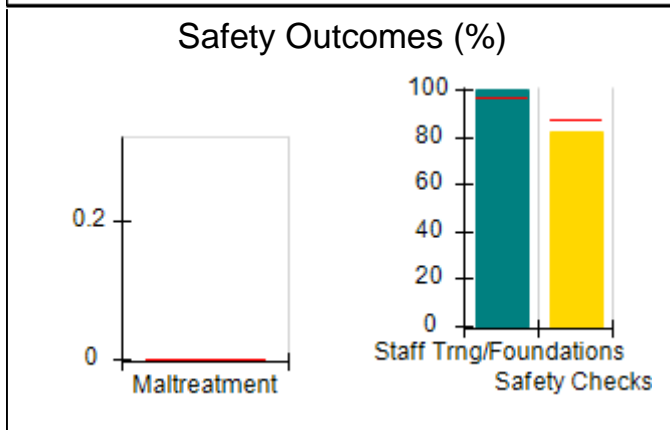
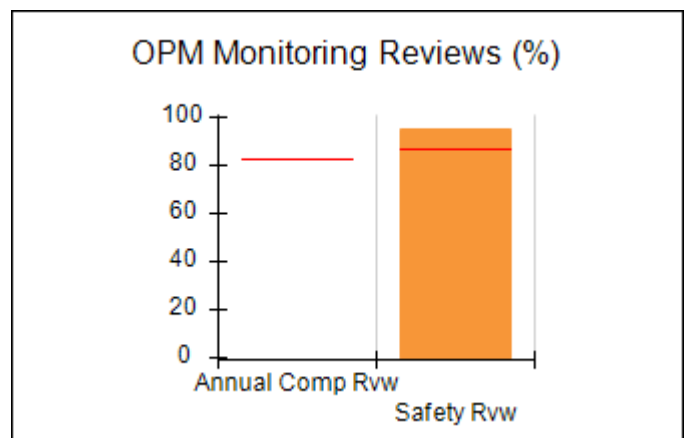
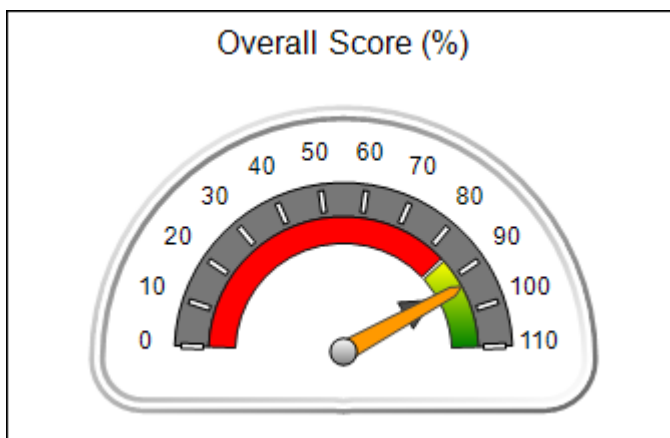


**DHS, DFCS, Office of Provider Management**  
**Performance-Based Placement Measures**  
**RBWO Provider GA+SCORECARD - CCI**  
**Report Quarter: Q1 FY2020**



<b>Provider/Program Name: House of Hope Refuge of Love, Inc. - (5389) - CCI</b>			
<b>1716 Ellis St., Brunswick, GA 31520</b>	<b>Quarterly Scores (Grades)</b>		<b>Current Quarter Score (Grade)</b>
<b>Phone: 912-571-4378</b>	<b>Q1: 93.28 (A-)</b>	<b>Q2: N/A</b>	<b>93.28% (A-)</b>
<b>Vendor ID# 162566</b>	<b>Q3: N/A</b>	<b>Q4: N/A</b>	
<b>Program Census Information:</b>	<b># Children in Care During Quarter: 6</b>	<b># Placements During Quarter: 6</b>	<b># Children in Care On Last Day: 5</b>
<b>Quarterly Provider Comparisons to All CCIs</b>			

▼ — indicates average for all CCIs





DHS, DFCS, Office of Provider Management  
**Performance-Based Placement Measures**  
**RBWO Provider GA+SCORECARD - CCI**  
**Report Quarter: Q1 FY2020**



<b>Provider/Program Name: House of Hope Refuge of Love, Inc. - (5389) - CCI</b>				
1716 Ellis St., Brunswick, GA 31520		Quarterly Scores (Grades)		Current Quarter Score (Grade)
Phone: 912-571-4378		Q1: 93.28 (A-)	Q2: N/A	<b>93.28%</b> <b>(A-)</b>
Vendor ID# 162566		Q3: N/A	Q4: N/A	
Program Census Information:		# Children in Care During Quarter: 6	# Placements During Quarter: 6	# Children in Care On Last Day: 5
	Avg Performance All CCIs (%)	Provider Performance (%)*	Possible Points (Weight)	Provider Points Earned
<b>OPM Monitoring Reviews</b>				
Annual Comprehensive Reviews	83%	Not Yet Conducted		
Safety Reviews	86%	95%	15	14.25
<b>Monitoring Sub-Total</b>			<b>15</b>	<b>14.25</b>
<b>CCI Safety Outcomes</b>				
Incidence of Maltreatment	0.00%	No Substantiated Reports	10	10.00
Staff Training/Foundations	96%	100%	5	5.00
Staff Safety Checks	87%	82%	5	4.10
<b>Safety Sub-Total</b>			<b>20</b>	<b>19.10</b>
<b>CCI Permanency Outcomes</b>				
Placement Stability	89%	100%	15	15.00
<b>Permanency Sub-Total</b>			<b>15</b>	<b>15.00</b>
<b>CCI Well-Being Outcomes</b>				
EPSDT Medical Visits	92%	100%	4	4.00
EPSDT Dental Visits	85%	50%	4	2.00
Academic Supports	74%	100%	3	3.00
Provider ECEM Visits	76%	0%	7	0.00
Provider General Contacts	76%	73%	7	5.11
Placements with Siblings	38%	0%	Not Scored	Not Scored
Placements within Legal County	14%	0%	Not Scored	Not Scored
<b>Well-Being Sub-Total</b>			<b>25</b>	<b>14.11</b>
*Performance calculation descriptions can be found in the FY 2019 RBWO PBP Measurements and Standards Guide.				

<b>Monitoring &amp; Outcomes: Possible Points = 75</b>		<b>Points Earned = 62.46</b>	
<b>Score Before Incentives Credit</b>			<b>83.28%</b>
<b>Incentives Awarded</b>			<b>10.00 pts</b>
<b>PBP Verification</b>			<b>N/A pts</b>
<b>Total Score</b>			<b>93.28%</b>



DHS, DFCS, Office of Provider Management  
**Performance-Based Placement Measures**  
**RBWO Provider GA+SCORECARD - CCI**  
Report Quarter: Q1 FY2020



**Provider/Program Name: House of Hope Refuge of Love, Inc. - (5389) - CCI**

Program Census Information:		# Children in Care During Quarter: 6	# Placements During Quarter: 6	# Children in Care On Last Day: 5
CCI Incentive Credits	Avg Performance All CCIs (Points)	Provider Performance (%)*	Possible Points (Weight)	Provider Points Earned
Early EPSDT Medical Visits		100%	2	2.00
Early EPSDT Dental Visits		0%	2	0.00
Permanency Contacts		60%	5	3.00
Additional Academic Supports		64%	2	1.28
HS Grad/GED/Prof or Trade Certificate/College		N/A	10/5/5/1	
EYSS Agreement		Not Eligible	5	
Community Connections		0%	4	0.00
Active Agency Accreditation		0%	4	0.00
Staff Clinical Licensure		10%	5	0.50
Behavior Management (threshold = 0)		100%	4	4.00
<b>Incentives Total</b>	<b>7.78</b>			<b>10.78</b>
Maximum total combined incentive credit allowed is 10 points.			<b>Incentives Awarded</b>	<b>10.00</b>

\*Performance calculation descriptions can be found in the FY 2019 RBWO PBP Measurements and Standards Guide.

**Child Protective Services Investigations and Dispositions**

The following investigations data, which is not used for scoring but is considered significant to a provider's performance, is from Georgia SHINES and is not considered final or complete until the end of the fiscal year.

Total Reports:	0
Number Screened In:	0
Number Screened Out:	0
Number Substantiated:	0
Number Unsubstantiated:	0
Number Active CPS Investigations:	0



**DHS, DFCS, Office of Provider Management**  
**Performance-Based Placement Measures**  
**RBWO Provider GA+SCORECARD - CCI**  
**Report Quarter: Q1 FY2020**



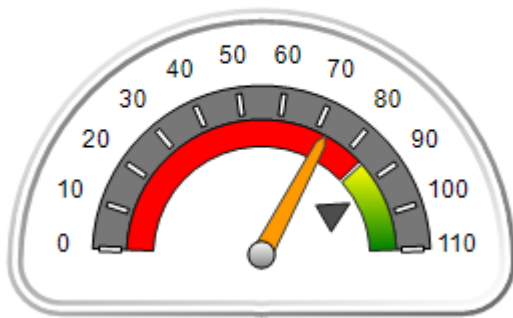
**Provider/Program Name: House of Inspiration - (706) - CCI**

8958 Saddlewood Dr., Jonesboro, GA 30238	Quarterly Scores (Grades)		Current Quarter Score (Grade)
Phone: 678-479-7040	Q1: 72.57 (C-)	Q2: N/A	<b>72.57%</b> <b>(C-)</b>
Vendor ID# 35423	Q3: N/A	Q4: N/A	
Program Census Information:	# Children in Care During Quarter: 6	# Placements During Quarter: 6	# Children in Care On Last Day: 6

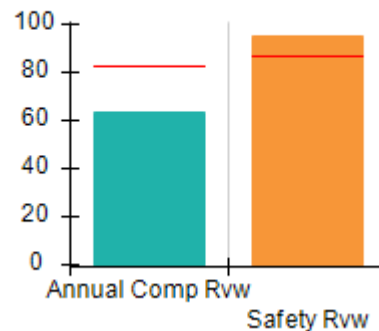
**Quarterly Provider Comparisons to All CCIs**

▼ — indicates average for all CCIs

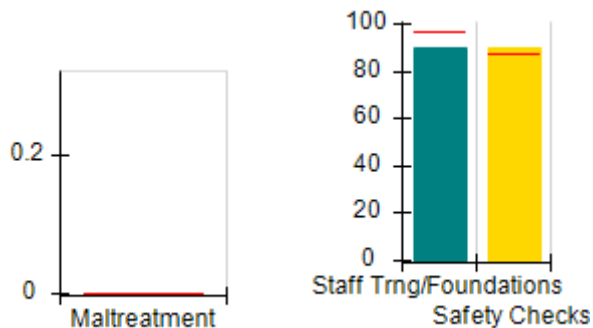
**Overall Score (%)**



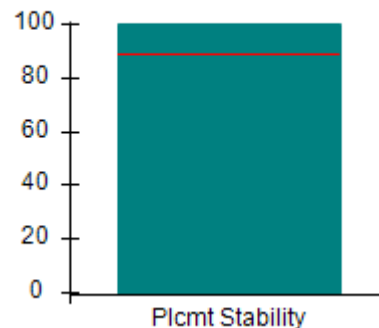
**OPM Monitoring Reviews (%)**



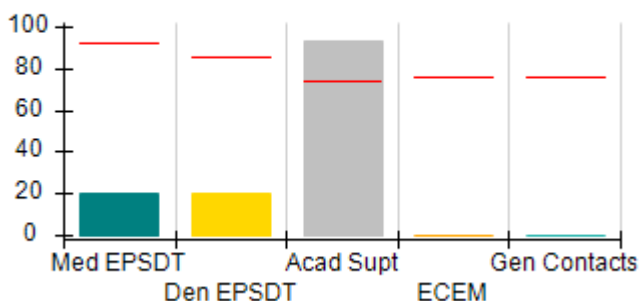
**Safety Outcomes (%)**



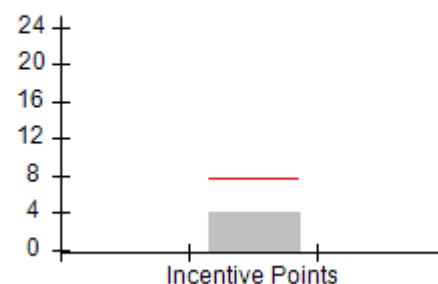
**Permanency Outcomes (%)**



**Well-Being Outcomes (%)**



**Incentives Earned (Points)**







DHS, DFCS, Office of Provider Management  
**Performance-Based Placement Measures**  
**RBWO Provider GA+SCORECARD - CCI**  
**Report Quarter: Q1 FY2020**



<b>Provider/Program Name: House of Inspiration - (706) - CCI</b>				
8958 Saddlewood Dr., Jonesboro, GA 30238		Quarterly Scores (Grades)		Current Quarter Score (Grade)
Phone: 678-479-7040		Q1: 72.57 (C-)	Q2: N/A	<b>72.57%</b> <b>(C-)</b>
Vendor ID# 35423		Q3: N/A	Q4: N/A	
Program Census Information:		# Children in Care During Quarter: 6	# Placements During Quarter: 6	# Children in Care On Last Day: 6
	Avg Performance All CCIs (%)	Provider Performance (%)*	Possible Points (Weight)	Provider Points Earned
<b>OPM Monitoring Reviews</b>				
Annual Comprehensive Reviews	83%	64%	25	15.93
Safety Reviews	86%	95%	15	14.25
<b>Monitoring Sub-Total</b>			<b>40</b>	<b>30.18</b>
<b>CCI Safety Outcomes</b>				
Incidence of Maltreatment	0.00%	No Substantiated Reports	10	10.00
Staff Training/Foundations	96%	90%	5	4.50
Staff Safety Checks	87%	90%	5	4.50
<b>Safety Sub-Total</b>			<b>20</b>	<b>19.00</b>
<b>CCI Permanency Outcomes</b>				
Placement Stability	89%	100%	15	15.00
<b>Permanency Sub-Total</b>			<b>15</b>	<b>15.00</b>
<b>CCI Well-Being Outcomes</b>				
EPSDT Medical Visits	92%	20%	4	0.80
EPSDT Dental Visits	85%	20%	4	0.80
Academic Supports	74%	93%	3	2.79
Provider ECEM Visits	76%	0%	7	0.00
Provider General Contacts	76%	0%	7	0.00
Placements with Siblings	38%	Not Eligible	Not Scored	Not Scored
Placements within Legal County	14%	0%	Not Scored	Not Scored
<b>Well-Being Sub-Total</b>			<b>25</b>	<b>4.39</b>
*Performance calculation descriptions can be found in the FY 2019 RBWO PBP Measurements and Standards Guide.				

<b>Monitoring &amp; Outcomes: Possible Points = 100</b>		<b>Points Earned = 68.57</b>	
<b>Score Before Incentives Credit</b>			<b>68.57%</b>
<b>Incentives Awarded</b>			<b>4.00 pts</b>
<b>PBP Verification</b>			<b>N/A pts</b>
<b>Total Score</b>			<b>72.57%</b>



**DHS, DFCS, Office of Provider Management**  
**Performance-Based Placement Measures**  
**RBWO Provider GA+SCORECARD - CCI**  
**Report Quarter: Q1 FY2020**



**Provider/Program Name: House of Inspiration - (706) - CCI**

Program Census Information:		# Children in Care During Quarter: 6	# Placements During Quarter: 6	# Children in Care On Last Day: 6
CCI Incentive Credits	Avg Performance All CCIs (Points)	Provider Performance (%)*	Possible Points (Weight)	Provider Points Earned
Early EPSDT Medical Visits		0%	2	0.00
Early EPSDT Dental Visits		0%	2	0.00
Permanency Contacts		0%	5	0.00
Additional Academic Supports		0%	2	0.00
HS Grad/GED/Prof or Trade Certificate/College		N/A	10/5/5/1	
EYSS Agreement		Not Eligible	5	
Community Connections		0%	4	0.00
Active Agency Accreditation		0%	4	0.00
Staff Clinical Licensure		0%	5	0.00
Behavior Management (threshold = 0)		100%	4	4.00
<b>Incentives Total</b>	<b>7.78</b>			<b>4.00</b>
Maximum total combined incentive credit allowed is 10 points.			<b>Incentives Awarded</b>	<b>4.00</b>

\*Performance calculation descriptions can be found in the FY 2019 RBWO PBP Measurements and Standards Guide.

**Child Protective Services Investigations and Dispositions**

The following investigations data, which is not used for scoring but is considered significant to a provider's performance, is from Georgia SHINES and is not considered final or complete until the end of the fiscal year.

Total Reports:	0
Number Screened In:	0
Number Screened Out:	0
Number Substantiated:	0
Number Unsubstantiated:	0
Number Active CPS Investigations:	0



DHS, DFCS, Office of Provider Management

## Performance-Based Placement Measures

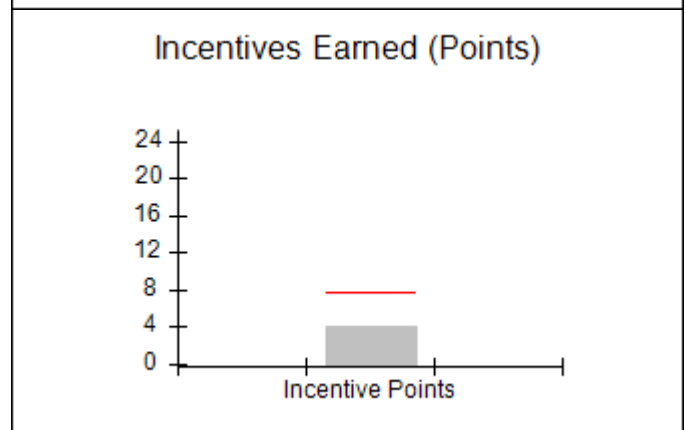
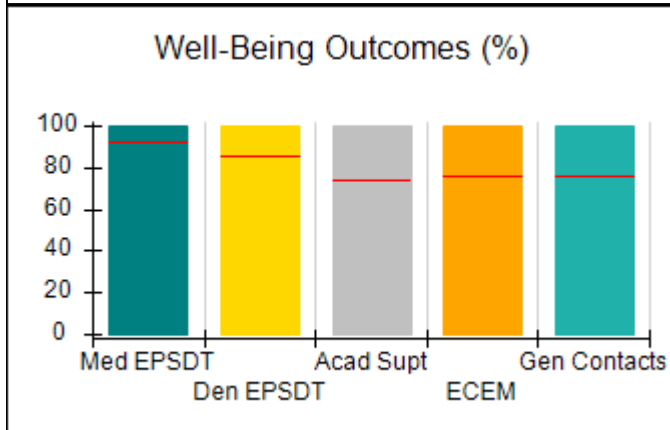
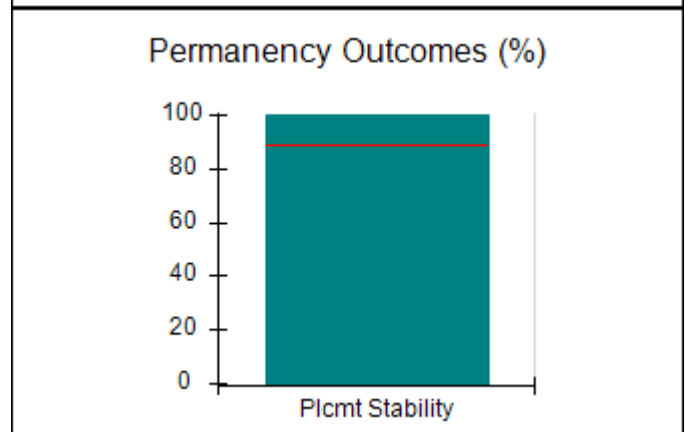
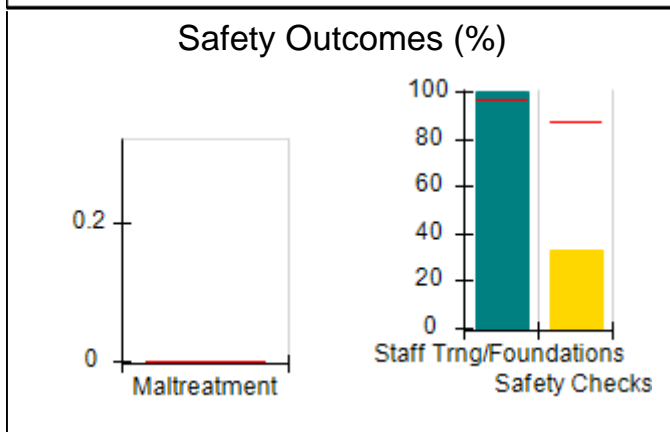
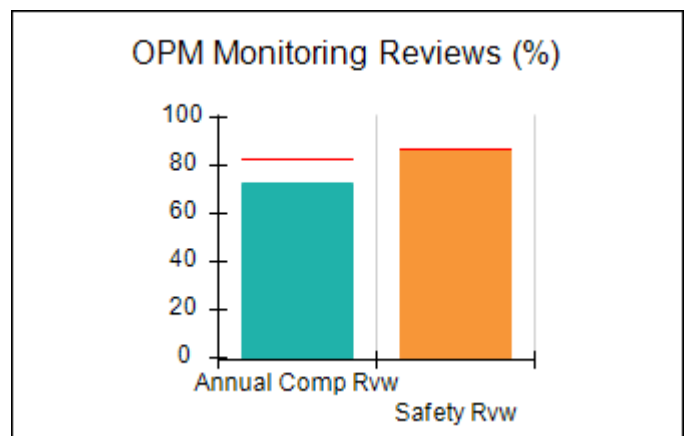
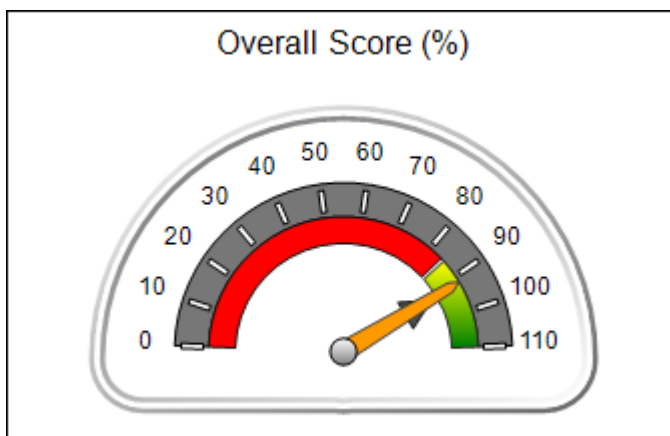
### RBWO Provider GA+SCORECARD - CCI

Report Quarter: Q1 FY2020



Provider/Program Name: Innovative Housing Residential Service Inc. - (5278) - CCI			
7462 Holly Ct., Riverdale, GA 30274	Quarterly Scores (Grades)		Current Quarter Score (Grade)
Phone: 770-364-6196	Q1: 91.90 (A-)	Q2: N/A	91.90% (A-)
Vendor ID# 153023	Q3: N/A	Q4: N/A	
Program Census Information:	# Children in Care During Quarter: 2	# Placements During Quarter: 2	# Children in Care On Last Day: 2
Quarterly Provider Comparisons to All CCIs			

▼ indicates average for all CCIs





DHS, DFCS, Office of Provider Management  
**Performance-Based Placement Measures**  
**RBWO Provider GA+SCORECARD - CCI**  
**Report Quarter: Q1 FY2020**



<b>Provider/Program Name: Innovative Housing Residential Service Inc. - (5278) - CCI</b>				
7462 Holly Ct., Riverdale, GA 30274		Quarterly Scores (Grades)		Current Quarter Score (Grade)
Phone: 770-364-6196		Q1: 91.90 (A-)	Q2: N/A	<b>91.90%</b> <b>(A-)</b>
Vendor ID# 153023		Q3: N/A	Q4: N/A	
Program Census Information:		# Children in Care During Quarter: 2	# Placements During Quarter: 2	# Children in Care On Last Day: 2
	Avg Performance All CCIs (%)	Provider Performance (%)*	Possible Points (Weight)	Provider Points Earned
<b>OPM Monitoring Reviews</b>				
Annual Comprehensive Reviews	83%	73%	25	18.25
Safety Reviews	86%	87%	15	13.00
<b>Monitoring Sub-Total</b>			<b>40</b>	<b>31.25</b>
<b>CCI Safety Outcomes</b>				
Incidence of Maltreatment	0.00%	No Substantiated Reports	10	10.00
Staff Training/Foundations	96%	100%	5	5.00
Staff Safety Checks	87%	33%	5	1.65
<b>Safety Sub-Total</b>			<b>20</b>	<b>16.65</b>
<b>CCI Permanency Outcomes</b>				
Placement Stability	89%	100%	15	15.00
<b>Permanency Sub-Total</b>			<b>15</b>	<b>15.00</b>
<b>CCI Well-Being Outcomes</b>				
EPSDT Medical Visits	92%	100%	4	4.00
EPSDT Dental Visits	85%	100%	4	4.00
Academic Supports	74%	100%	3	3.00
Provider ECEM Visits	76%	100%	7	7.00
Provider General Contacts	76%	100%	7	7.00
Placements with Siblings	38%	Not Eligible	Not Scored	Not Scored
Placements within Legal County	14%	Not Eligible	Not Scored	Not Scored
<b>Well-Being Sub-Total</b>			<b>25</b>	<b>25.00</b>
*Performance calculation descriptions can be found in the FY 2019 RBWO PBP Measurements and Standards Guide.				

<b>Monitoring &amp; Outcomes: Possible Points = 100</b>		<b>Points Earned = 87.90</b>	
<b>Score Before Incentives Credit</b>			<b>87.90%</b>
<b>Incentives Awarded</b>			<b>4.00 pts</b>
<b>PBP Verification</b>			<b>N/A pts</b>
<b>Total Score</b>			<b>91.90%</b>



**DHS, DFCS, Office of Provider Management**  
**Performance-Based Placement Measures**  
**RBWO Provider GA+SCORECARD - CCI**  
**Report Quarter: Q1 FY2020**



**Provider/Program Name: Innovative Housing Residential Service Inc. - (5278) - CCI**

Program Census Information:		# Children in Care During Quarter: 2	# Placements During Quarter: 2	# Children in Care On Last Day: 2
CCI Incentive Credits	Avg Performance All CCIs (Points)	Provider Performance (%)*	Possible Points (Weight)	Provider Points Earned
Early EPSDT Medical Visits		Not Eligible	2	
Early EPSDT Dental Visits		Not Eligible	2	
Permanency Contacts		None Planned	5	
Additional Academic Supports		0%	2	0.00
HS Grad/GED/Prof or Trade Certificate/College		N/A	10/5/5/1	
EYSS Agreement		0%	5	0.00
Community Connections		0%	4	0.00
Active Agency Accreditation		0%	4	0.00
Staff Clinical Licensure		0%	5	0.00
Behavior Management (threshold = 0)		100%	4	4.00
<b>Incentives Total</b>	<b>7.78</b>			<b>4.00</b>
Maximum total combined incentive credit allowed is 10 points.			<b>Incentives Awarded</b>	<b>4.00</b>

\*Performance calculation descriptions can be found in the FY 2019 RBWO PBP Measurements and Standards Guide.

**Child Protective Services Investigations and Dispositions**

The following investigations data, which is not used for scoring but is considered significant to a provider's performance, is from Georgia SHINES and is not considered final or complete until the end of the fiscal year.

Total Reports:	0
Number Screened In:	0
Number Screened Out:	0
Number Substantiated:	0
Number Unsubstantiated:	0
Number Active CPS Investigations:	0



DHS, DFCS, Office of Provider Management  
**Performance-Based Placement Measures**  
**RBWO Provider GA+SCORECARD - CCI**  
Report Quarter: Q1 FY2020



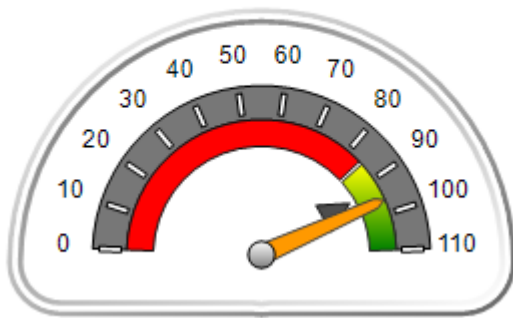
**Provider/Program Name: Innovative Living for Life, LLC - (5320) - CCI**

5020 Hickory Dr., Winterville, GA 30608	Quarterly Scores (Grades)		Current Quarter Score (Grade)
Phone: 706-255-0897	Q1: 96.24 (A)	Q2: N/A	96.24% (A)
Vendor ID# 152720	Q3: N/A	Q4: N/A	
Program Census Information:	# Children in Care During Quarter: 6	# Placements During Quarter: 6	# Children in Care On Last Day: 5

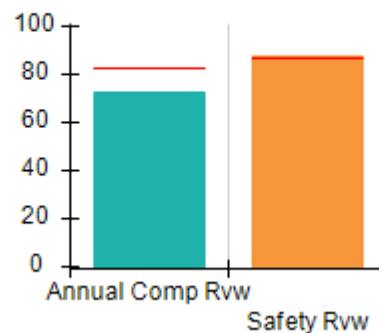
**Quarterly Provider Comparisons to All CCIs**

▼ — indicates average for all CCIs

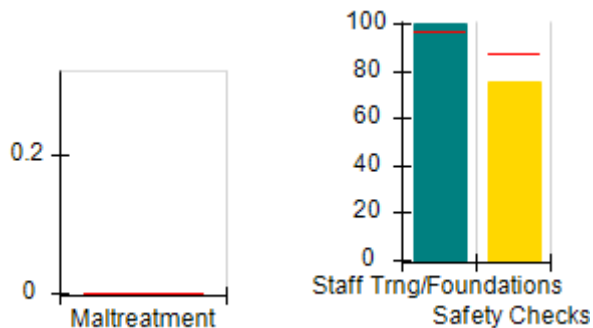
Overall Score (%)



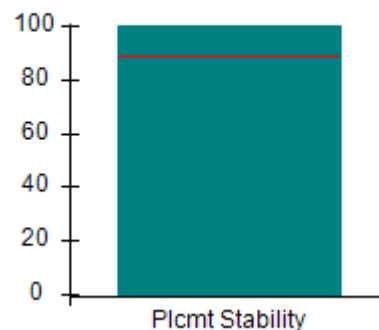
OPM Monitoring Reviews (%)



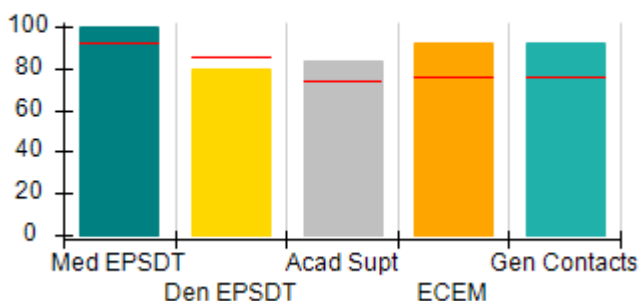
Safety Outcomes (%)



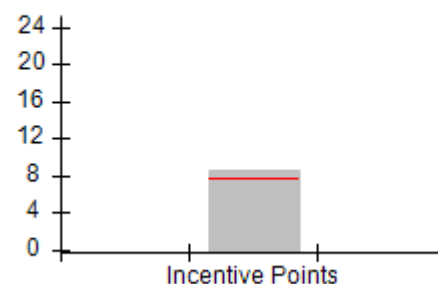
Permanency Outcomes (%)



Well-Being Outcomes (%)



Incentives Earned (Points)





DHS, DFCS, Office of Provider Management  
**Performance-Based Placement Measures**  
**RBWO Provider GA+SCORECARD - CCI**  
**Report Quarter: Q1 FY2020**



<b>Provider/Program Name: Innovative Living for Life, LLC - (5320) - CCI</b>				
<b>5020 Hickory Dr., Winterville, GA 30608</b>		<b>Quarterly Scores (Grades)</b>		<b>Current Quarter Score (Grade)</b>
<b>Phone: 706-255-0897</b>		<b>Q1: 96.24 (A)</b>	<b>Q2: N/A</b>	<b>96.24% (A)</b>
<b>Vendor ID# 152720</b>		<b>Q3: N/A</b>	<b>Q4: N/A</b>	
Program Census Information:		# Children in Care During Quarter: 6	# Placements During Quarter: 6	# Children in Care On Last Day: 5
	<b>Avg Performance All CCIs (%)</b>	<b>Provider Performance (%)*</b>	<b>Possible Points (Weight)</b>	<b>Provider Points Earned</b>
<b>OPM Monitoring Reviews</b>				
Annual Comprehensive Reviews	83%	73%	25	18.16
Safety Reviews	86%	88%	15	13.13
<b>Monitoring Sub-Total</b>			<b>40</b>	<b>31.28</b>
<b>CCI Safety Outcomes</b>				
Incidence of Maltreatment	0.00%	No Substantiated Reports	10	10.00
Staff Training/Foundations	96%	100%	5	5.00
Staff Safety Checks	87%	75%	5	3.75
<b>Safety Sub-Total</b>			<b>20</b>	<b>18.75</b>
<b>CCI Permanency Outcomes</b>				
Placement Stability	89%	100%	15	15.00
<b>Permanency Sub-Total</b>			<b>15</b>	<b>15.00</b>
<b>CCI Well-Being Outcomes</b>				
EPSDT Medical Visits	92%	100%	4	4.00
EPSDT Dental Visits	85%	80%	4	3.20
Academic Supports	74%	83%	3	2.49
Provider ECEM Visits	76%	92%	7	6.44
Provider General Contacts	76%	92%	7	6.44
Placements with Siblings	38%	0%	Not Scored	Not Scored
Placements within Legal County	14%	33%	Not Scored	Not Scored
<b>Well-Being Sub-Total</b>			<b>25</b>	<b>22.57</b>
*Performance calculation descriptions can be found in the FY 2019 RBWO PBP Measurements and Standards Guide.				

<b>Monitoring &amp; Outcomes: Possible Points = 100</b>		<b>Points Earned = 87.60</b>	
<b>Score Before Incentives Credit</b>			<b>87.60%</b>
<b>Incentives Awarded</b>			<b>8.64 pts</b>
<b>PBP Verification</b>			<b>N/A pts</b>
<b>Total Score</b>			<b>96.24%</b>



DHS, DFCS, Office of Provider Management  
**Performance-Based Placement Measures**  
**RBWO Provider GA+SCORECARD - CCI**  
Report Quarter: Q1 FY2020



**Provider/Program Name: Innovative Living for Life, LLC - (5320) - CCI**

Program Census Information:		# Children in Care During Quarter: 6	# Placements During Quarter: 6	# Children in Care On Last Day: 5
CCI Incentive Credits	Avg Performance All CCIs (Points)	Provider Performance (%)*	Possible Points (Weight)	Provider Points Earned
Early EPSDT Medical Visits		100%	2	2.00
Early EPSDT Dental Visits		50%	2	1.00
Permanency Contacts		None Planned	5	
Additional Academic Supports		82%	2	1.64
HS Grad/GED/Prof or Trade Certificate/College		N/A	10/5/5/1	
EYSS Agreement		Not Eligible	5	
Community Connections		0%	4	0.00
Active Agency Accreditation		0%	4	0.00
Staff Clinical Licensure		0%	5	0.00
Behavior Management (threshold = 0)		100%	4	4.00
<b>Incentives Total</b>	<b>7.78</b>			<b>8.64</b>
Maximum total combined incentive credit allowed is 10 points.			<b>Incentives Awarded</b>	<b>8.64</b>

\*Performance calculation descriptions can be found in the FY 2019 RBWO PBP Measurements and Standards Guide.

**Child Protective Services Investigations and Dispositions**

The following investigations data, which is not used for scoring but is considered significant to a provider's performance, is from Georgia SHINES and is not considered final or complete until the end of the fiscal year.

Total Reports:	0
Number Screened In:	0
Number Screened Out:	0
Number Substantiated:	0
Number Unsubstantiated:	0
Number Active CPS Investigations:	0





**DHS, DFCS, Office of Provider Management**  
**Performance-Based Placement Measures**  
**RBWO Provider GA+SCORECARD - CCI**  
**Report Quarter: Q1 FY2020**



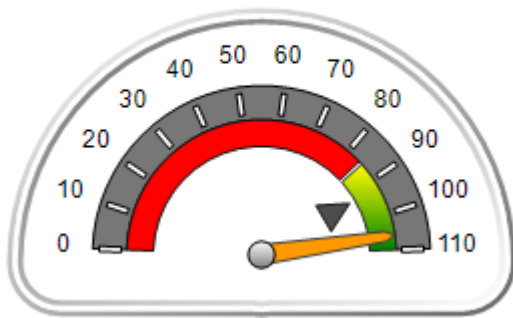
**Provider/Program Name: Jesse's House - (614) - CCI**

129 Samaritan Dr., Cumming, GA 30040	Quarterly Scores (Grades)		Current Quarter Score (Grade)
Phone: 678-947-6217	Q1: 106.06 (A+)	Q2: N/A	<b>106.06% (A+)</b>
Vendor ID# 35432	Q3: N/A	Q4: N/A	
Program Census Information:	# Children in Care During Quarter: 13	# Placements During Quarter: 13	# Children in Care On Last Day: 7

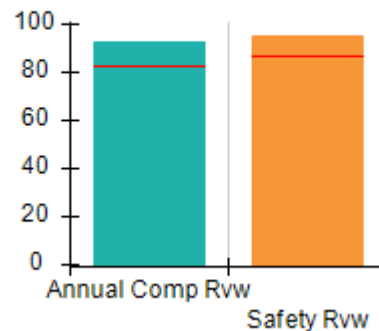
**Quarterly Provider Comparisons to All CCIs**

▼ — indicates average for all CCIs

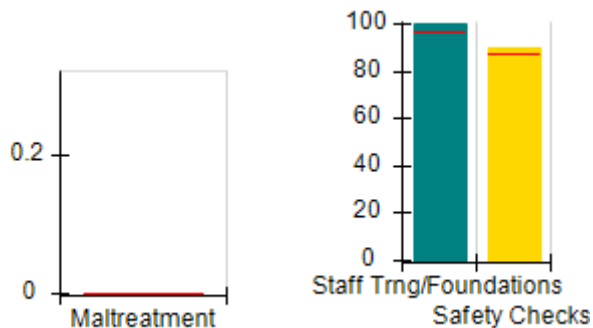
**Overall Score (%)**



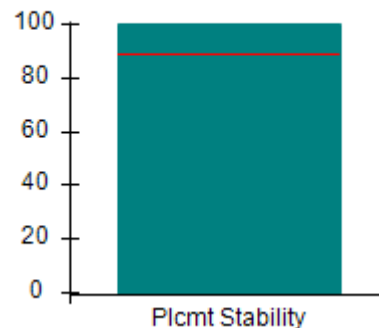
**OPM Monitoring Reviews (%)**



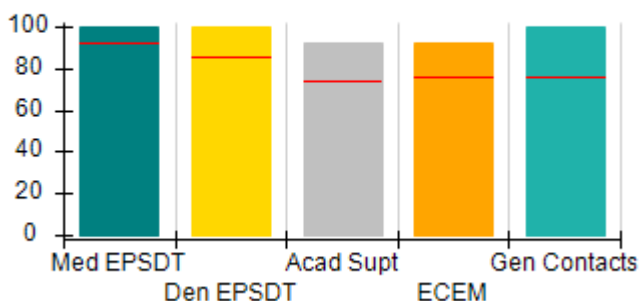
**Safety Outcomes (%)**



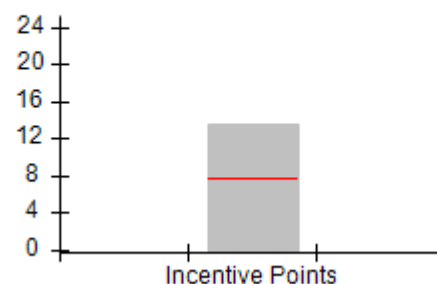
**Permanency Outcomes (%)**



**Well-Being Outcomes (%)**



**Incentives Earned (Points)**





DHS, DFCS, Office of Provider Management  
**Performance-Based Placement Measures**  
**RBWO Provider GA+SCORECARD - CCI**  
**Report Quarter: Q1 FY2020**



<b>Provider/Program Name: Jesse's House - (614) - CCI</b>				
<b>129 Samaritan Dr., Cumming, GA 30040</b>		<b>Quarterly Scores (Grades)</b>		<b>Current Quarter Score (Grade)</b>
<b>Phone: 678-947-6217</b>		<b>Q1: 106.06 (A+)</b>	<b>Q2: N/A</b>	<b>106.06% (A+)</b>
<b>Vendor ID# 35432</b>		<b>Q3: N/A</b>	<b>Q4: N/A</b>	
Program Census Information:		# Children in Care During Quarter: 13	# Placements During Quarter: 13	# Children in Care On Last Day: 7
	<b>Avg Performance All CCIs (%)</b>	<b>Provider Performance (%)*</b>	<b>Possible Points (Weight)</b>	<b>Provider Points Earned</b>
<b>OPM Monitoring Reviews</b>				
Annual Comprehensive Reviews	83%	92%	25	23.11
Safety Reviews	86%	95%	15	14.25
<b>Monitoring Sub-Total</b>			<b>40</b>	<b>37.36</b>
<b>CCI Safety Outcomes</b>				
Incidence of Maltreatment	0.00%	No Substantiated Reports	10	10.00
Staff Training/Foundations	96%	100%	5	5.00
Staff Safety Checks	87%	90%	5	4.50
<b>Safety Sub-Total</b>			<b>20</b>	<b>19.50</b>
<b>CCI Permanency Outcomes</b>				
Placement Stability	89%	100%	15	15.00
<b>Permanency Sub-Total</b>			<b>15</b>	<b>15.00</b>
<b>CCI Well-Being Outcomes</b>				
EPSDT Medical Visits	92%	100%	4	4.00
EPSDT Dental Visits	85%	100%	4	4.00
Academic Supports	74%	92%	3	2.76
Provider ECEM Visits	76%	92%	7	6.44
Provider General Contacts	76%	100%	7	7.00
Placements with Siblings	38%	0%	Not Scored	Not Scored
Placements within Legal County	14%	33%	Not Scored	Not Scored
<b>Well-Being Sub-Total</b>			<b>25</b>	<b>24.20</b>
*Performance calculation descriptions can be found in the FY 2019 RBWO PBP Measurements and Standards Guide.				

<b>Monitoring &amp; Outcomes: Possible Points = 100</b>		<b>Points Earned = 96.06</b>	
<b>Score Before Incentives Credit</b>			<b>96.06%</b>
<b>Incentives Awarded</b>			<b>10.00 pts</b>
<b>PBP Verification</b>			<b>N/A pts</b>
<b>Total Score</b>			<b>106.06%</b>



DHS, DFCS, Office of Provider Management  
**Performance-Based Placement Measures**  
**RBWO Provider GA+SCORECARD - CCI**  
Report Quarter: Q1 FY2020



**Provider/Program Name: Jesse's House - (614) - CCI**

Program Census Information:		# Children in Care During Quarter: 13	# Placements During Quarter: 13	# Children in Care On Last Day: 7
CCI Incentive Credits	Avg Performance All CCIs (Points)	Provider Performance (%)*	Possible Points (Weight)	Provider Points Earned
Early EPSDT Medical Visits		100%	2	2.00
Early EPSDT Dental Visits		100%	2	2.00
Permanency Contacts		100%	5	5.00
Additional Academic Supports		30%	2	0.60
HS Grad/GED/Prof or Trade Certificate/College		N/A	10/5/5/1	
EYSS Agreement		Not Eligible	5	
Community Connections		0%	4	0.00
Active Agency Accreditation		0%	4	0.00
Staff Clinical Licensure		0%	5	0.00
Behavior Management (threshold = 0)		100%	4	4.00
<b>Incentives Total</b>	<b>7.78</b>			<b>13.60</b>
Maximum total combined incentive credit allowed is 10 points.			<b>Incentives Awarded</b>	<b>10.00</b>

\*Performance calculation descriptions can be found in the FY 2019 RBWO PBP Measurements and Standards Guide.

**Child Protective Services Investigations and Dispositions**

The following investigations data, which is not used for scoring but is considered significant to a provider's performance, is from Georgia SHINES and is not considered final or complete until the end of the fiscal year.

Total Reports:	0
Number Screened In:	0
Number Screened Out:	0
Number Substantiated:	0
Number Unsubstantiated:	0
Number Active CPS Investigations:	0



DHS, DFCS, Office of Provider Management  
**Performance-Based Placement Measures**  
**RBWO Provider GA+SCORECARD - CCI**



Report Quarter: Q1 FY2020

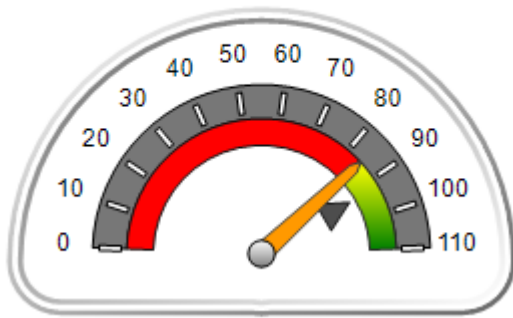
**Provider/Program Name: Kenneth B. Walker Residential Home - KBW 1: Amos (5223) - CCI**

2305 Amos Street, Columbus, GA 31907	Quarterly Scores (Grades)		Current Quarter Score (Grade)
Phone: 706-940-0478	Q1: 84.61 (B)	Q2: N/A	<b>84.61%</b> <b>(B)</b>
Vendor ID# 86536	Q3: N/A	Q4: N/A	
Program Census Information:	# Children in Care During Quarter: 8	# Placements During Quarter: 9	# Children in Care On Last Day: 4

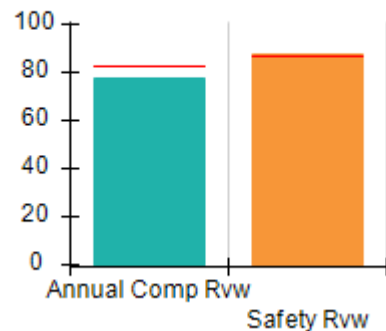
**Quarterly Provider Comparisons to All CCIs**

▼ — indicates average for all CCIs

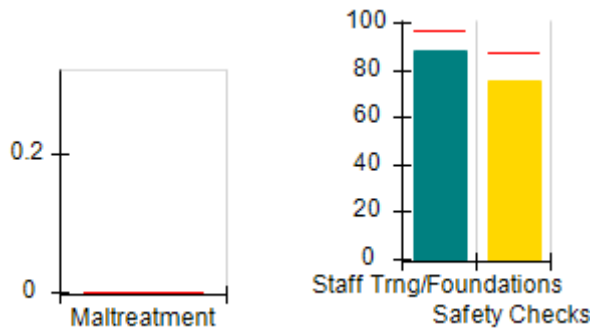
Overall Score (%)



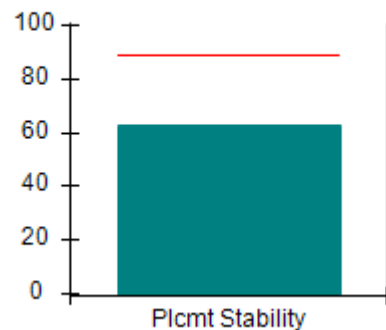
OPM Monitoring Reviews (%)



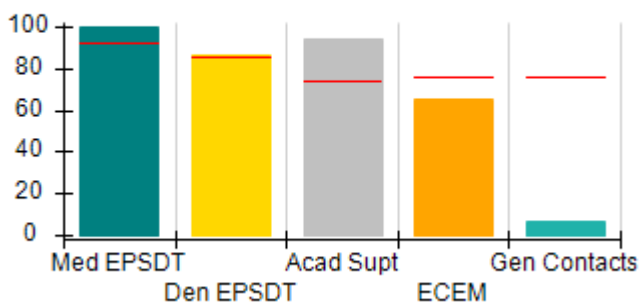
Safety Outcomes (%)



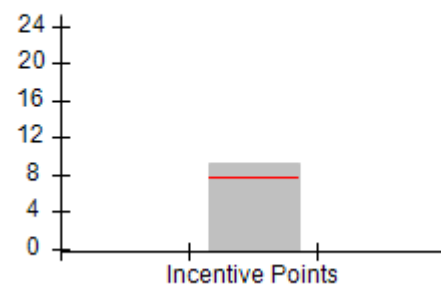
Permanency Outcomes (%)



Well-Being Outcomes (%)



Incentives Earned (Points)





# Performance-Based Placement Measures

## RBWO Provider GA+SCORECARD - CCI

Report Quarter: Q1 FY2020

**Provider/Program Name: Kenneth B. Walker Residential Home - KBW 1: Amos (5223) - CCI**

2305 Amos Street, Columbus, GA 31907	Quarterly Scores (Grades)		Current Quarter Score (Grade)
Phone: 706-940-0478	Q1: 84.61 (B)	Q2: N/A	<b>84.61% (B)</b>
Vendor ID# 86536	Q3: N/A	Q4: N/A	

Program Census Information:	# Children in Care During Quarter: 8	# Placements During Quarter: 9	# Children in Care On Last Day: 4
-----------------------------	--------------------------------------	--------------------------------	-----------------------------------

	Avg Performance All CCIs (%)	Provider Performance (%)*	Possible Points (Weight)	Provider Points Earned
--	------------------------------	---------------------------	--------------------------	------------------------

**OPM Monitoring Reviews**

Annual Comprehensive Reviews	83%	78%	25	19.46
Safety Reviews	86%	88%	15	13.13
<b>Monitoring Sub-Total</b>			<b>40</b>	<b>32.59</b>

**CCI Safety Outcomes**

Incidence of Maltreatment	0.00%	No Substantiated Reports	10	10.00
Staff Training/Foundations	96%	88%	5	4.40
Staff Safety Checks	87%	75%	5	3.75
<b>Safety Sub-Total</b>			<b>20</b>	<b>18.15</b>

**CCI Permanency Outcomes**

Placement Stability	89%	63%	15	9.45
<b>Permanency Sub-Total</b>			<b>15</b>	<b>9.45</b>

**CCI Well-Being Outcomes**

EPSDT Medical Visits	92%	100%	4	4.00
EPSDT Dental Visits	85%	86%	4	3.44
Academic Supports	74%	94%	3	2.82
Provider ECEM Visits	76%	65%	7	4.55
Provider General Contacts	76%	7%	7	0.49
Placements with Siblings	38%	67%	Not Scored	Not Scored
Placements within Legal County	14%	0%	Not Scored	Not Scored
<b>Well-Being Sub-Total</b>			<b>25</b>	<b>15.30</b>

\*Performance calculation descriptions can be found in the FY 2019 RBWO PBP Measurements and Standards Guide.

<b>Monitoring &amp; Outcomes: Possible Points = 100</b>	<b>Points Earned = 75.49</b>
<b>Score Before Incentives Credit</b>	<b>75.49%</b>
<b>Incentives Awarded</b>	<b>9.12 pts</b>
<b>PBP Verification</b>	<b>N/A pts</b>
<b>Total Score</b>	<b>84.61%</b>



DHS, DFCS, Office of Provider Management  
**Performance-Based Placement Measures**  
**RBWO Provider GA+SCORECARD - CCI**



Report Quarter: Q1 FY2020

**Provider/Program Name: Kenneth B. Walker Residential Home - KBW 1: Amos (5223) - CCI**

Program Census Information:		# Children in Care During Quarter: 8	# Placements During Quarter: 9	# Children in Care On Last Day: 4
CCI Incentive Credits	Avg Performance All CCIs (Points)	Provider Performance (%)*	Possible Points (Weight)	Provider Points Earned
Early EPSDT Medical Visits		100%	2	2.00
Early EPSDT Dental Visits		50%	2	1.00
Permanency Contacts		0%	5	0.00
Additional Academic Supports		6%	2	0.12
HS Grad/GED/Prof or Trade Certificate/College		N/A	10/5/5/1	
EYSS Agreement		Not Eligible	5	
Community Connections		0%	4	0.00
Active Agency Accreditation		50%	4	2.00
Staff Clinical Licensure		0%	5	0.00
Behavior Management (threshold = 0)		100%	4	4.00
<b>Incentives Total</b>	<b>7.78</b>			<b>9.12</b>
Maximum total combined incentive credit allowed is 10 points.			<b>Incentives Awarded</b>	<b>9.12</b>

\*Performance calculation descriptions can be found in the FY 2019 RBWO PBP Measurements and Standards Guide.

**Child Protective Services Investigations and Dispositions**

The following investigations data, which is not used for scoring but is considered significant to a provider's performance, is from Georgia SHINES and is not considered final or complete until the end of the fiscal year.

Total Reports:	0
Number Screened In:	0
Number Screened Out:	0
Number Substantiated:	0
Number Unsubstantiated:	0
Number Active CPS Investigations:	0



DHS, DFCS, Office of Provider Management

## Performance-Based Placement Measures

### RBWO Provider GA+SCORECARD - CCI



Report Quarter: Q1 FY2020

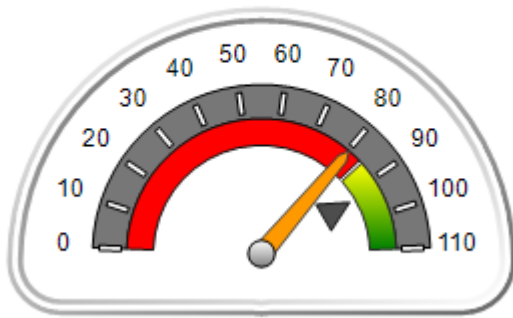
**Provider/Program Name: Kenneth B. Walker Residential Home - KBW 2: 11th Avenue (5224) - CCI**

3108 11th Avenue, Columbus, GA 31904	Quarterly Scores (Grades)		Current Quarter Score (Grade)
Phone: 706-940-0478	Q1: 80.29 (B-)	Q2: N/A	<b>80.29%</b> <b>(B-)</b>
Vendor ID# 131998	Q3: N/A	Q4: N/A	
Program Census Information:	# Children in Care During Quarter: 11	# Placements During Quarter: 12	# Children in Care On Last Day: 3

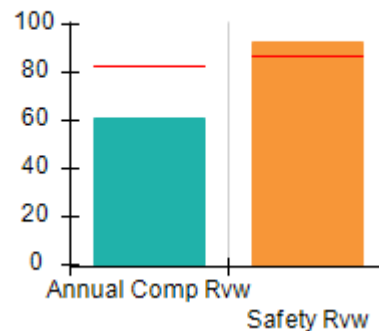
### Quarterly Provider Comparisons to All CCIs

▼ — indicates average for all CCIs

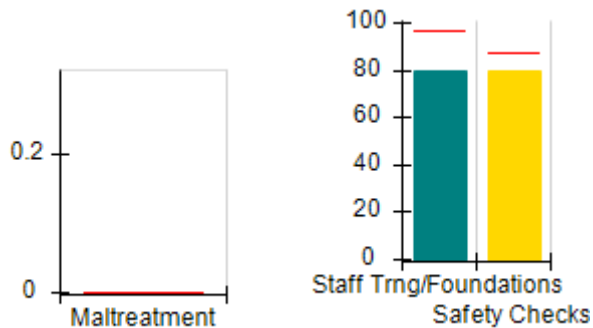
Overall Score (%)



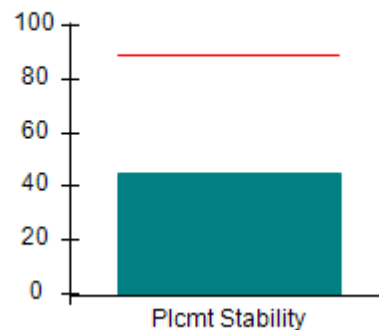
OPM Monitoring Reviews (%)



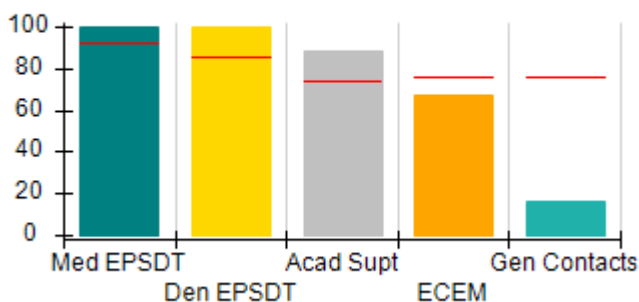
Safety Outcomes (%)



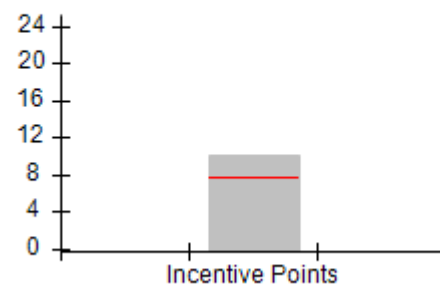
Permanency Outcomes (%)



Well-Being Outcomes (%)



Incentives Earned (Points)





## Performance-Based Placement Measures

### RBWO Provider GA+SCORECARD - CCI

Report Quarter: Q1 FY2020

<b>Provider/Program Name: Kenneth B. Walker Residential Home - KBW 2: 11th Avenue (5224) - CCI</b>				
<b>3108 11th Avenue, Columbus, GA 31904</b>		<b>Quarterly Scores (Grades)</b>		<b>Current Quarter Score (Grade)</b>
<b>Phone: 706-940-0478</b>		<b>Q1: 80.29 (B-)</b>	<b>Q2: N/A</b>	<b>80.29% (B-)</b>
<b>Vendor ID# 131998</b>		<b>Q3: N/A</b>	<b>Q4: N/A</b>	
Program Census Information:		# Children in Care During Quarter: 11	# Placements During Quarter: 12	# Children in Care On Last Day: 3
	<b>Avg Performance All CCIs (%)</b>	<b>Provider Performance (%)*</b>	<b>Possible Points (Weight)</b>	<b>Provider Points Earned</b>
<b>OPM Monitoring Reviews</b>				
Annual Comprehensive Reviews	83%	61%	25	15.15
Safety Reviews	86%	93%	15	13.88
<b>Monitoring Sub-Total</b>			<b>40</b>	<b>29.02</b>
<b>CCI Safety Outcomes</b>				
Incidence of Maltreatment	0.00%	No Substantiated Reports	10	10.00
Staff Training/Foundations	96%	80%	5	4.00
Staff Safety Checks	87%	80%	5	4.00
<b>Safety Sub-Total</b>			<b>20</b>	<b>18.00</b>
<b>CCI Permanency Outcomes</b>				
Placement Stability	89%	45%	15	6.75
<b>Permanency Sub-Total</b>			<b>15</b>	<b>6.75</b>
<b>CCI Well-Being Outcomes</b>				
EPSDT Medical Visits	92%	100%	4	4.00
EPSDT Dental Visits	85%	100%	4	4.00
Academic Supports	74%	88%	3	2.64
Provider ECEM Visits	76%	67%	7	4.69
Provider General Contacts	76%	17%	7	1.19
Placements with Siblings	38%	86%	Not Scored	Not Scored
Placements within Legal County	14%	0%	Not Scored	Not Scored
<b>Well-Being Sub-Total</b>			<b>25</b>	<b>16.52</b>

\*Performance calculation descriptions can be found in the FY 2019 RBWO PBP Measurements and Standards Guide.

<b>Monitoring &amp; Outcomes: Possible Points = 100</b>		<b>Points Earned = 70.29</b>	
<b>Score Before Incentives Credit</b>			<b>70.29%</b>
<b>Incentives Awarded</b>			<b>10.00 pts</b>
<b>PBP Verification</b>			<b>N/A pts</b>
<b>Total Score</b>			<b>80.29%</b>





**DHS, DFCS, Office of Provider Management**  
**Performance-Based Placement Measures**  
**RBWO Provider GA+SCORECARD - CCI**



**Report Quarter: Q1 FY2020**

**Provider/Program Name: Kenneth B. Walker Residential Home - KBW 2: 11th Avenue (5224) - CCI**

Program Census Information:		# Children in Care During Quarter: 11	# Placements During Quarter: 12	# Children in Care On Last Day: 3
CCI Incentive Credits	Avg Performance All CCIs (Points)	Provider Performance (%)*	Possible Points (Weight)	Provider Points Earned
Early EPSDT Medical Visits		100%	2	2.00
Early EPSDT Dental Visits		100%	2	2.00
Permanency Contacts		None Planned	5	
Additional Academic Supports		0%	2	0.00
HS Grad/GED/Prof or Trade Certificate/College		N/A	10/5/5/1	
EYSS Agreement		Not Eligible	5	
Community Connections		0%	4	0.00
Active Agency Accreditation		50%	4	2.00
Staff Clinical Licensure		0%	5	0.00
Behavior Management (threshold = 0)		100%	4	4.00
<b>Incentives Total</b>	<b>7.78</b>			<b>10.00</b>
Maximum total combined incentive credit allowed is 10 points.			<b>Incentives Awarded</b>	<b>10.00</b>

\*Performance calculation descriptions can be found in the FY 2019 RBWO PBP Measurements and Standards Guide.

### Child Protective Services Investigations and Dispositions

The following investigations data, which is not used for scoring but is considered significant to a provider's performance, is from Georgia SHINES and is not considered final or complete until the end of the fiscal year.

Total Reports:	2
Number Screened In:	0
Number Screened Out:	2
Number Substantiated:	0
Number Unsubstantiated:	0
Number Active CPS Investigations:	0



**DHS, DFCS, Office of Provider Management**  
**Performance-Based Placement Measures**  
**RBWO Provider GA+SCORECARD - CCI**



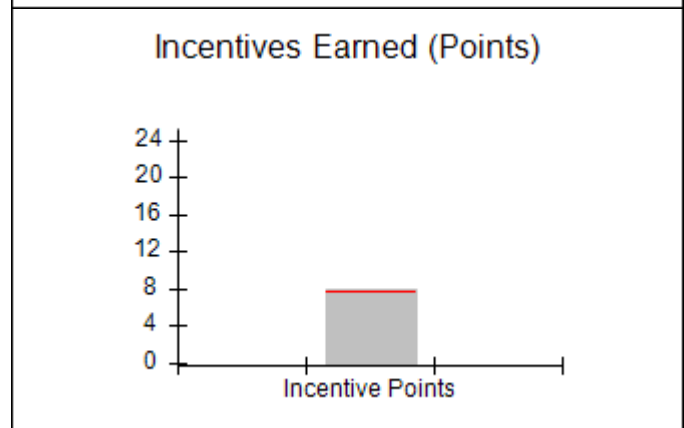
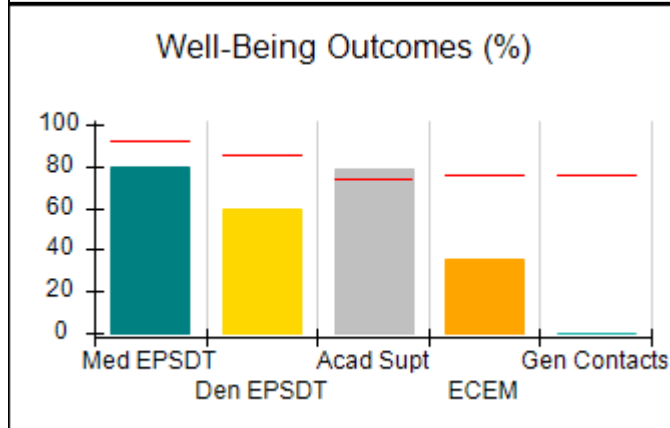
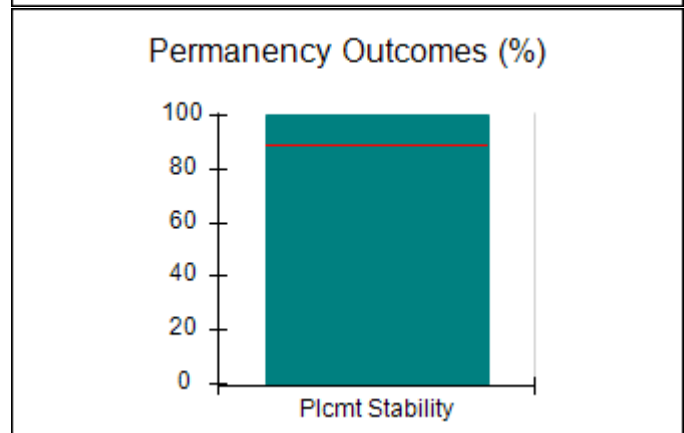
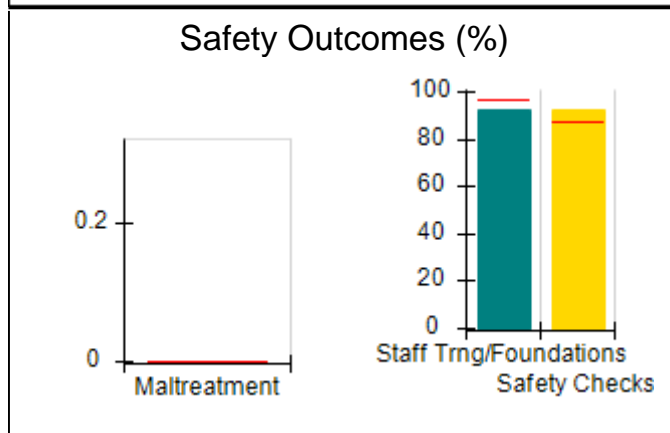
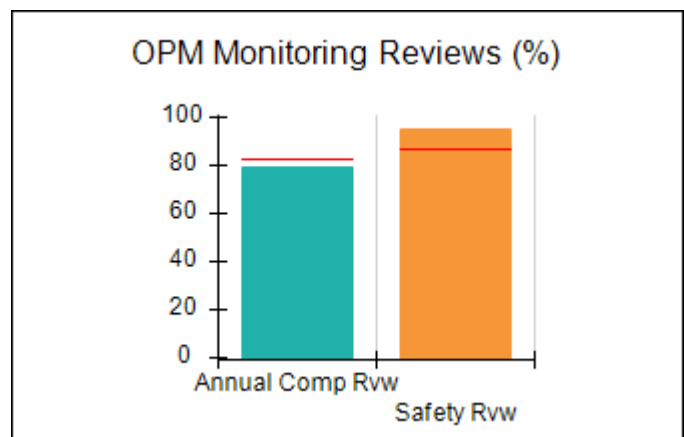
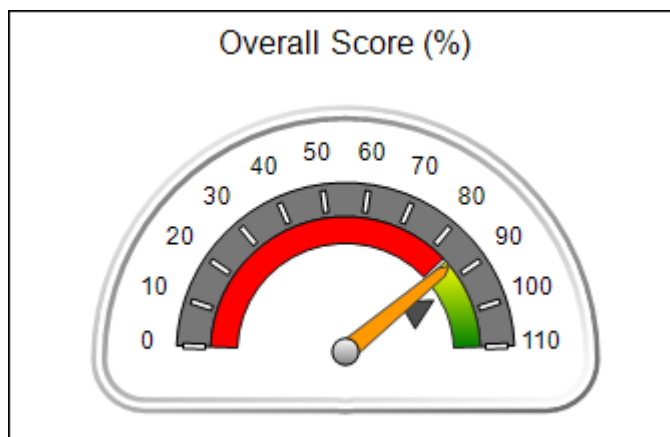
**Report Quarter: Q1 FY2020**

**Provider/Program Name: Kenneth B. Walker Residential Home - KBW 4: Bunche (5222) - CCI**

5790 Bunche Street, Columbus, GA 31907	Quarterly Scores (Grades)		Current Quarter Score (Grade)
Phone: 706-940-0478	Q1: 86.54 (B)	Q2: N/A	<b>86.54%</b> <b>(B)</b>
Vendor ID# 132000	Q3: N/A	Q4: N/A	
Program Census Information:	# Children in Care During Quarter: 7	# Placements During Quarter: 7	# Children in Care On Last Day: 6

**Quarterly Provider Comparisons to All CCIs**

▼ — indicates average for all CCIs





# Performance-Based Placement Measures

## RBWO Provider GA+SCORECARD - CCI

Report Quarter: Q1 FY2020

**Provider/Program Name: Kenneth B. Walker Residential Home - KBW 4: Bunche (5222) - CCI**

5790 Bunche Street, Columbus, GA 31907		Quarterly Scores (Grades)		Current Quarter Score (Grade)
Phone: 706-940-0478		Q1: 86.54 (B)	Q2: N/A	<b>86.54%</b> <b>(B)</b>
Vendor ID# 132000		Q3: N/A	Q4: N/A	
Program Census Information:		# Children in Care During Quarter: 7	# Placements During Quarter: 7	# Children in Care On Last Day: 6
	Avg Performance All CCIs (%)	Provider Performance (%)*	Possible Points (Weight)	Provider Points Earned
<b>OPM Monitoring Reviews</b>				
Annual Comprehensive Reviews	83%	79%	25	19.76
Safety Reviews	86%	95%	15	14.25
<b>Monitoring Sub-Total</b>			<b>40</b>	<b>34.01</b>
<b>CCI Safety Outcomes</b>				
Incidence of Maltreatment	0.00%	No Substantiated Reports	10	10.00
Staff Training/Foundations	96%	92%	5	4.60
Staff Safety Checks	87%	92%	5	4.60
<b>Safety Sub-Total</b>			<b>20</b>	<b>19.20</b>
<b>CCI Permanency Outcomes</b>				
Placement Stability	89%	100%	15	15.00
<b>Permanency Sub-Total</b>			<b>15</b>	<b>15.00</b>
<b>CCI Well-Being Outcomes</b>				
EPSDT Medical Visits	92%	80%	4	3.20
EPSDT Dental Visits	85%	60%	4	2.40
Academic Supports	74%	79%	3	2.37
Provider ECEM Visits	76%	36%	7	2.52
Provider General Contacts	76%	0%	7	0.00
Placements with Siblings	38%	67%	Not Scored	Not Scored
Placements within Legal County	14%	0%	Not Scored	Not Scored
<b>Well-Being Sub-Total</b>			<b>25</b>	<b>10.49</b>

\*Performance calculation descriptions can be found in the FY 2019 RBWO PBP Measurements and Standards Guide.

<b>Monitoring &amp; Outcomes: Possible Points = 100</b>		<b>Points Earned = 78.70</b>	
<b>Score Before Incentives Credit</b>			<b>78.70%</b>
<b>Incentives Awarded</b>			<b>7.84 pts</b>
<b>PBP Verification</b>			<b>N/A pts</b>
<b>Total Score</b>			<b>86.54%</b>



**DHS, DFCS, Office of Provider Management**  
**Performance-Based Placement Measures**  
**RBWO Provider GA+SCORECARD - CCI**



**Report Quarter: Q1 FY2020**

**Provider/Program Name: Kenneth B. Walker Residential Home - KBW 4: Bunche (5222) - CCI**

Program Census Information:		# Children in Care During Quarter: 7	# Placements During Quarter: 7	# Children in Care On Last Day: 6
CCI Incentive Credits	Avg Performance All CCIs (Points)	Provider Performance (%)*	Possible Points (Weight)	Provider Points Earned
Early EPSDT Medical Visits		67%	2	1.34
Early EPSDT Dental Visits		25%	2	0.50
Permanency Contacts		0%	5	0.00
Additional Academic Supports		0%	2	0.00
HS Grad/GED/Prof or Trade Certificate/College		N/A	10/5/5/1	
EYSS Agreement		Not Eligible	5	
Community Connections		0%	4	0.00
Active Agency Accreditation		50%	4	2.00
Staff Clinical Licensure		0%	5	0.00
Behavior Management (threshold = 0)		100%	4	4.00
<b>Incentives Total</b>	<b>7.78</b>			<b>7.84</b>
Maximum total combined incentive credit allowed is 10 points.			<b>Incentives Awarded</b>	<b>7.84</b>

\*Performance calculation descriptions can be found in the FY 2019 RBWO PBP Measurements and Standards Guide.

**Child Protective Services Investigations and Dispositions**

The following investigations data, which is not used for scoring but is considered significant to a provider's performance, is from Georgia SHINES and is not considered final or complete until the end of the fiscal year.

Total Reports:	0	
Number Screened In:	0	
Number Screened Out:	0	
Number Substantiated:	0	
Number Unsubstantiated:	0	
Number Active CPS Investigations:	0	



DHS, DFCS, Office of Provider Management  
**Performance-Based Placement Measures**  
**RBWO Provider GA+SCORECARD - CCI**



Report Quarter: Q1 FY2020

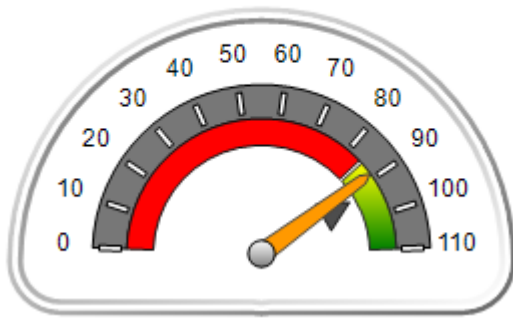
**Provider/Program Name: Kenneth B. Walker Residential Home - KBW 5: 17th Avenue (5359) - CCI**

3409 17th Avenue, Columbus, GA 31907	Quarterly Scores (Grades)		Current Quarter Score (Grade)
Phone: 706-940-0478	Q1: 88.63 (B+)	Q2: N/A	<b>88.63%</b> <b>(B+)</b>
Vendor ID# 159488	Q3: N/A	Q4: N/A	
Program Census Information:	# Children in Care During Quarter: 8	# Placements During Quarter: 8	# Children in Care On Last Day: 4

**Quarterly Provider Comparisons to All CCIs**

▼ — indicates average for all CCIs

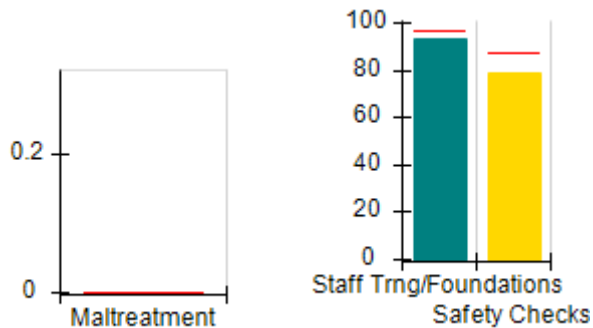
Overall Score (%)



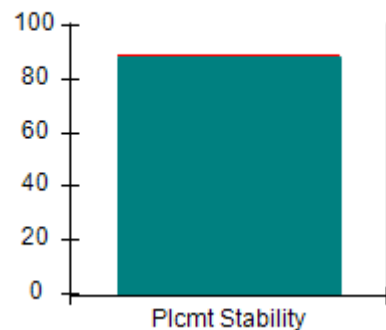
OPM Monitoring Reviews (%)



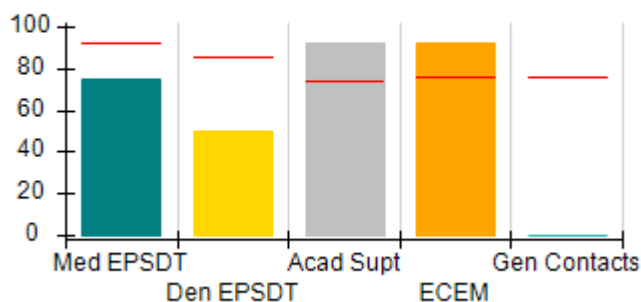
Safety Outcomes (%)



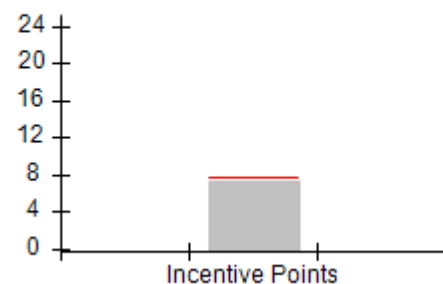
Permanency Outcomes (%)



Well-Being Outcomes (%)



Incentives Earned (Points)





# Performance-Based Placement Measures

## RBWO Provider GA+SCORECARD - CCI

Report Quarter: Q1 FY2020

<b>Provider/Program Name: Kenneth B. Walker Residential Home - KBW 5: 17th Avenue (5359) - CCI</b>				
<b>3409 17th Avenue, Columbus, GA 31907</b>		<b>Quarterly Scores (Grades)</b>		<b>Current Quarter Score (Grade)</b>
<b>Phone: 706-940-0478</b>		<b>Q1: 88.63 (B+)</b>	<b>Q2: N/A</b>	<b>88.63% (B+)</b>
<b>Vendor ID# 159488</b>		<b>Q3: N/A</b>	<b>Q4: N/A</b>	
Program Census Information:		# Children in Care During Quarter: 8	# Placements During Quarter: 8	# Children in Care On Last Day: 4
	<b>Avg Performance All CCIs (%)</b>	<b>Provider Performance (%)*</b>	<b>Possible Points (Weight)</b>	<b>Provider Points Earned</b>
<b>OPM Monitoring Reviews</b>				
Annual Comprehensive Reviews	83%	88%	25	22.04
Safety Reviews	86%	88%	15	13.25
<b>Monitoring Sub-Total</b>			<b>40</b>	<b>35.29</b>
<b>CCI Safety Outcomes</b>				
Incidence of Maltreatment	0.00%	No Substantiated Reports	10	10.00
Staff Training/Foundations	96%	93%	5	4.65
Staff Safety Checks	87%	79%	5	3.95
<b>Safety Sub-Total</b>			<b>20</b>	<b>18.60</b>
<b>CCI Permanency Outcomes</b>				
Placement Stability	89%	88%	15	13.20
<b>Permanency Sub-Total</b>			<b>15</b>	<b>13.20</b>
<b>CCI Well-Being Outcomes</b>				
EPSDT Medical Visits	92%	75%	4	3.00
EPSDT Dental Visits	85%	50%	4	2.00
Academic Supports	74%	92%	3	2.76
Provider ECEM Visits	76%	92%	7	6.44
Provider General Contacts	76%	0%	7	0.00
Placements with Siblings	38%	100%	Not Scored	Not Scored
Placements within Legal County	14%	0%	Not Scored	Not Scored
<b>Well-Being Sub-Total</b>			<b>25</b>	<b>14.20</b>

\*Performance calculation descriptions can be found in the FY 2019 RBWO PBP Measurements and Standards Guide.

<b>Monitoring &amp; Outcomes: Possible Points = 100</b>		<b>Points Earned = 81.29</b>	
<b>Score Before Incentives Credit</b>			<b>81.29%</b>
<b>Incentives Awarded</b>			<b>7.34 pts</b>
<b>PBP Verification</b>			<b>N/A pts</b>
<b>Total Score</b>			<b>88.63%</b>



**DHS, DFCS, Office of Provider Management**  
**Performance-Based Placement Measures**  
**RBWO Provider GA+SCORECARD - CCI**



**Report Quarter: Q1 FY2020**

**Provider/Program Name: Kenneth B. Walker Residential Home - KBW 5: 17th Avenue (5359) - CCI**

Program Census Information:		# Children in Care During Quarter: 8	# Placements During Quarter: 8	# Children in Care On Last Day: 4
CCI Incentive Credits	Avg Performance All CCIs (Points)	Provider Performance (%)*	Possible Points (Weight)	Provider Points Earned
Early EPSDT Medical Visits		67%	2	1.34
Early EPSDT Dental Visits		0%	2	0.00
Permanency Contacts		0%	5	0.00
Additional Academic Supports		0%	2	0.00
HS Grad/GED/Prof or Trade Certificate/College		N/A	10/5/5/1	
EYSS Agreement		Not Eligible	5	
Community Connections		0%	4	0.00
Active Agency Accreditation		50%	4	2.00
Staff Clinical Licensure		0%	5	0.00
Behavior Management (threshold = 0)		100%	4	4.00
<b>Incentives Total</b>	<b>7.78</b>			<b>7.34</b>
Maximum total combined incentive credit allowed is 10 points.			<b>Incentives Awarded</b>	<b>7.34</b>

\*Performance calculation descriptions can be found in the FY 2019 RBWO PBP Measurements and Standards Guide.

### Child Protective Services Investigations and Dispositions

The following investigations data, which is not used for scoring but is considered significant to a provider's performance, is from Georgia SHINES and is not considered final or complete until the end of the fiscal year.

Total Reports:	0
Number Screened In:	0
Number Screened Out:	0
Number Substantiated:	0
Number Unsubstantiated:	0
Number Active CPS Investigations:	0

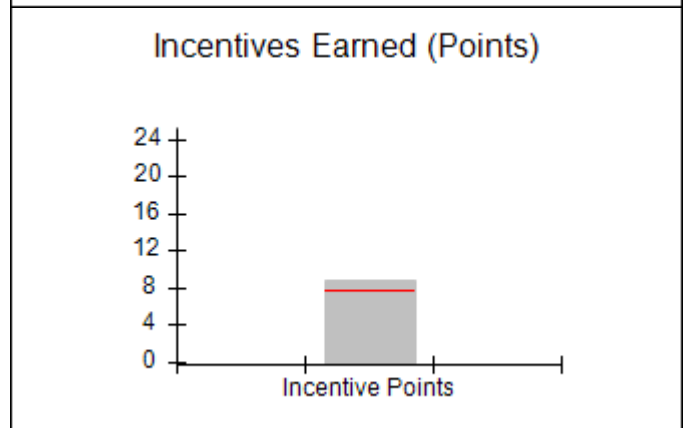
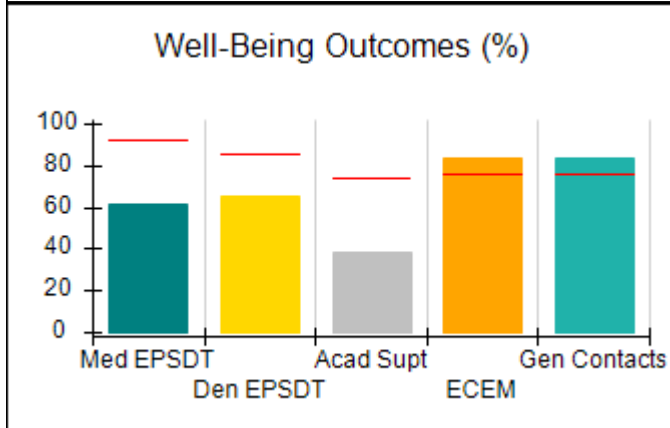
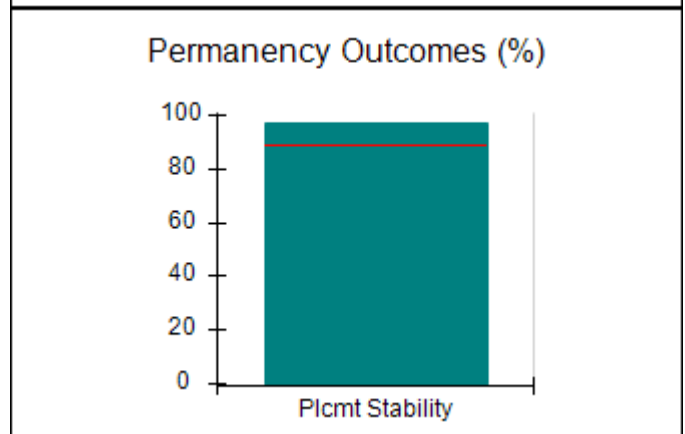
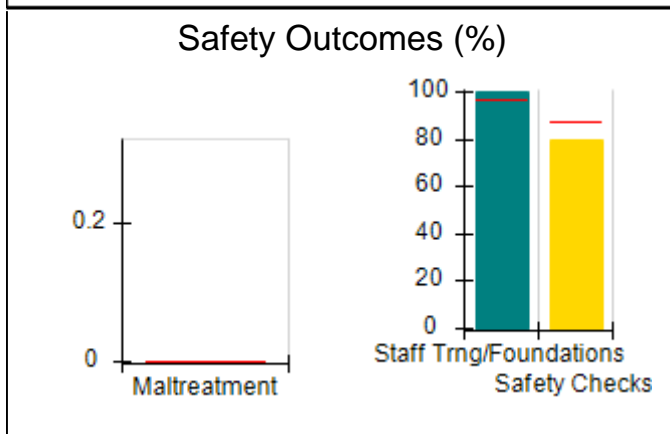
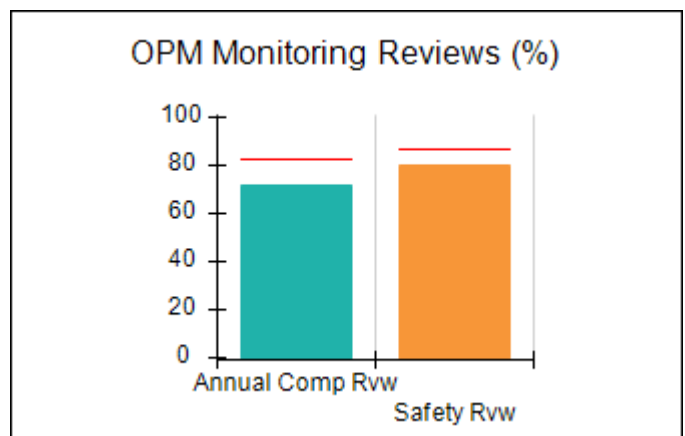
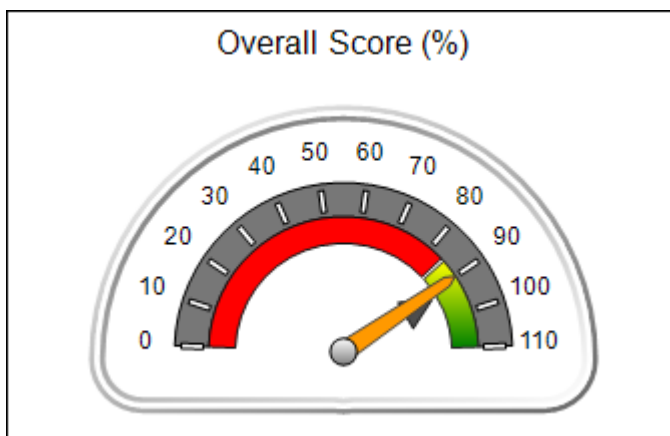


**DHS, DFCS, Office of Provider Management**  
**Performance-Based Placement Measures**  
**RBWO Provider GA+SCORECARD - CCI**  
**Report Quarter: Q1 FY2020**



<b>Provider/Program Name: Kidspeace - Bowdon Residential Campus (715) - CCI</b>			
<b>101 Kidspeace Dr., Bowdon, GA 30108</b>	<b>Quarterly Scores (Grades)</b>		<b>Current Quarter Score (Grade)</b>
<b>Phone: 770-437-7219</b>	<b>Q1: 89.97 (B+)</b>	<b>Q2: N/A</b>	<b>89.97% (B+)</b>
<b>Vendor ID# 35437</b>	<b>Q3: N/A</b>	<b>Q4: N/A</b>	
<b>Program Census Information:</b>	<b># Children in Care During Quarter: 35</b>	<b># Placements During Quarter: 35</b>	<b># Children in Care On Last Day: 29</b>
<b>Quarterly Provider Comparisons to All CCIs</b>			

▼ — indicates average for all CCIs







DHS, DFCS, Office of Provider Management  
**Performance-Based Placement Measures**  
**RBWO Provider GA+SCORECARD - CCI**  
**Report Quarter: Q1 FY2020**



<b>Provider/Program Name: Kidspeace - Bowdon Residential Campus (715) - CCI</b>				
101 Kidspeace Dr., Bowdon, GA 30108		Quarterly Scores (Grades)		Current Quarter Score (Grade)
Phone: 770-437-7219		Q1: 89.97 (B+)	Q2: N/A	<b>89.97%</b> <b>(B+)</b>
Vendor ID# 35437		Q3: N/A	Q4: N/A	
Program Census Information:		# Children in Care During Quarter: 35	# Placements During Quarter: 35	# Children in Care On Last Day: 29
	Avg Performance All CCIs (%)	Provider Performance (%)*	Possible Points (Weight)	Provider Points Earned
<b>OPM Monitoring Reviews</b>				
Annual Comprehensive Reviews	83%	72%	25	17.89
Safety Reviews	86%	80%	15	12.00
<b>Monitoring Sub-Total</b>			<b>40</b>	<b>29.89</b>
<b>CCI Safety Outcomes</b>				
Incidence of Maltreatment	0.00%	No Substantiated Reports	10	10.00
Staff Training/Foundations	96%	100%	5	5.00
Staff Safety Checks	87%	80%	5	4.00
<b>Safety Sub-Total</b>			<b>20</b>	<b>19.00</b>
<b>CCI Permanency Outcomes</b>				
Placement Stability	89%	97%	15	14.55
<b>Permanency Sub-Total</b>			<b>15</b>	<b>14.55</b>
<b>CCI Well-Being Outcomes</b>				
EPSDT Medical Visits	92%	61%	4	2.44
EPSDT Dental Visits	85%	65%	4	2.60
Academic Supports	74%	39%	3	1.17
Provider ECEM Visits	76%	83%	7	5.81
Provider General Contacts	76%	83%	7	5.81
Placements with Siblings	38%	Not Eligible	Not Scored	Not Scored
Placements within Legal County	14%	0%	Not Scored	Not Scored
<b>Well-Being Sub-Total</b>			<b>25</b>	<b>17.83</b>
*Performance calculation descriptions can be found in the FY 2019 RBWO PBP Measurements and Standards Guide.				

<b>Monitoring &amp; Outcomes: Possible Points = 100</b>		<b>Points Earned = 81.27</b>	
<b>Score Before Incentives Credit</b>			<b>81.27%</b>
<b>Incentives Awarded</b>			<b>8.70 pts</b>
<b>PBP Verification</b>			<b>N/A pts</b>
<b>Total Score</b>			<b>89.97%</b>



**DHS, DFCS, Office of Provider Management**  
**Performance-Based Placement Measures**  
**RBWO Provider GA+SCORECARD - CCI**  
**Report Quarter: Q1 FY2020**



**Provider/Program Name: Kidspeace - Bowdon Residential Campus (715) - CCI**

Program Census Information:		# Children in Care During Quarter: 35	# Placements During Quarter: 35	# Children in Care On Last Day: 29
CCI Incentive Credits	Avg Performance All CCIs (Points)	Provider Performance (%)*	Possible Points (Weight)	Provider Points Earned
Early EPSDT Medical Visits		35%	2	0.70
Early EPSDT Dental Visits		0%	2	0.00
Permanency Contacts		0%	5	0.00
Additional Academic Supports		0%	2	0.00
HS Grad/GED/Prof or Trade Certificate/College		N/A	10/5/5/1	
EYSS Agreement		Not Eligible	5	
Community Connections		0%	4	0.00
Active Agency Accreditation		100%	4	4.00
Staff Clinical Licensure		0%	5	0.00
Behavior Management (threshold = 0)		100%	4	4.00
<b>Incentives Total</b>	<b>7.78</b>			<b>8.70</b>
Maximum total combined incentive credit allowed is 10 points.			<b>Incentives Awarded</b>	<b>8.70</b>

\*Performance calculation descriptions can be found in the FY 2019 RBWO PBP Measurements and Standards Guide.

**Child Protective Services Investigations and Dispositions**

The following investigations data, which is not used for scoring but is considered significant to a provider's performance, is from Georgia SHINES and is not considered final or complete until the end of the fiscal year.

Total Reports:	1
Number Screened In:	1
Number Screened Out:	0
Number Substantiated:	0
Number Unsubstantiated:	1
Number Active CPS Investigations:	0



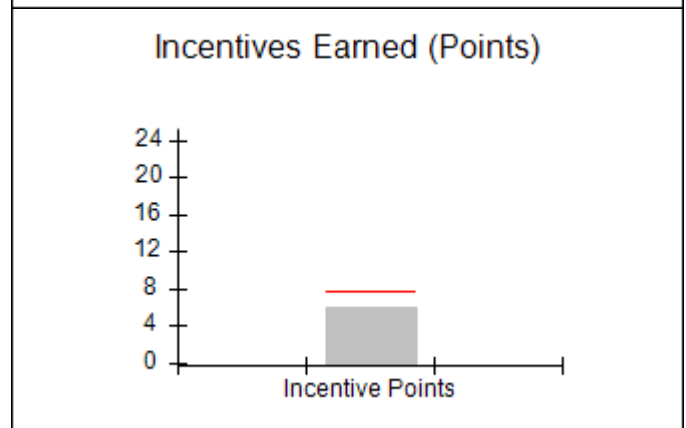
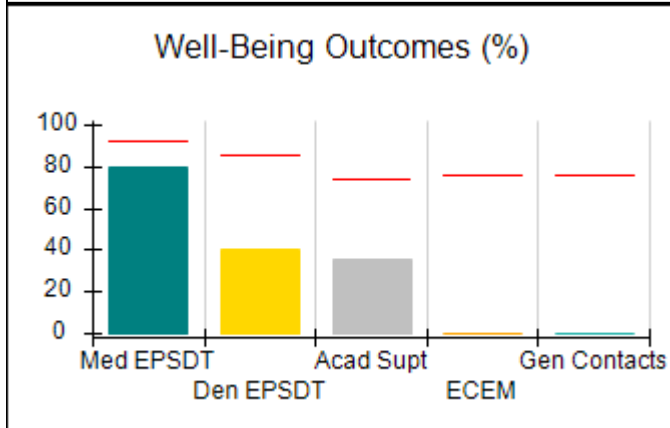
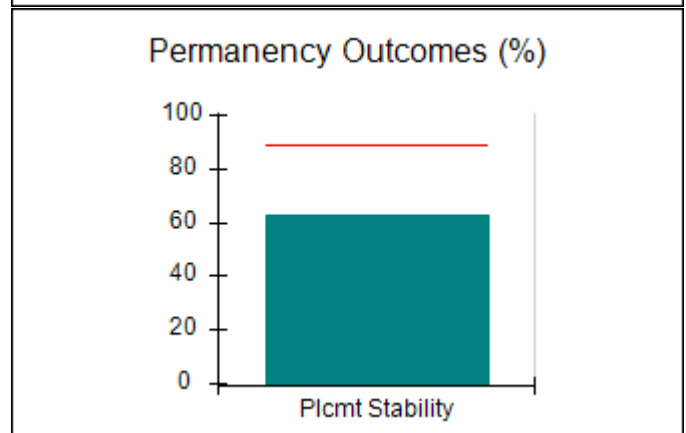
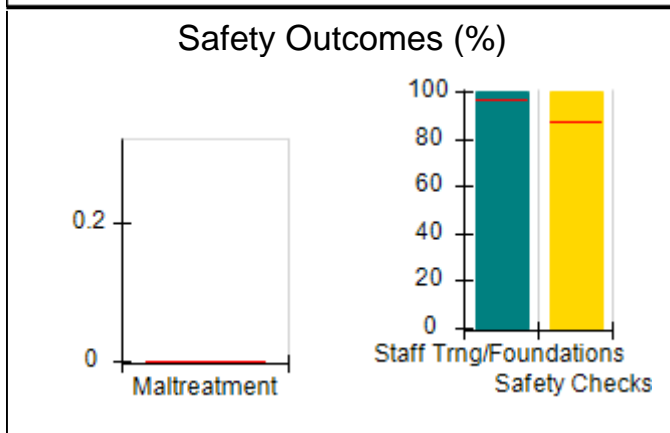
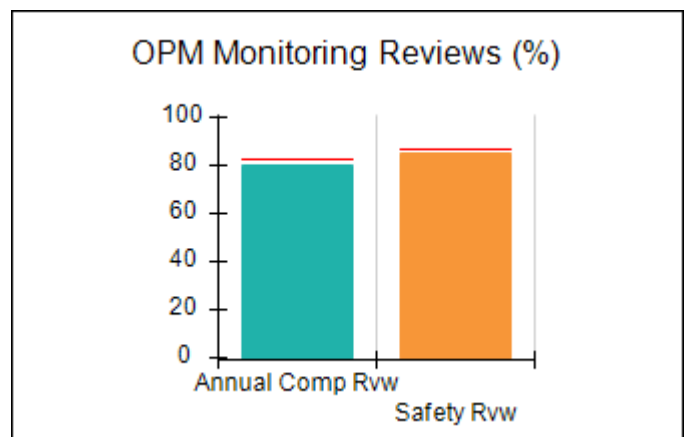
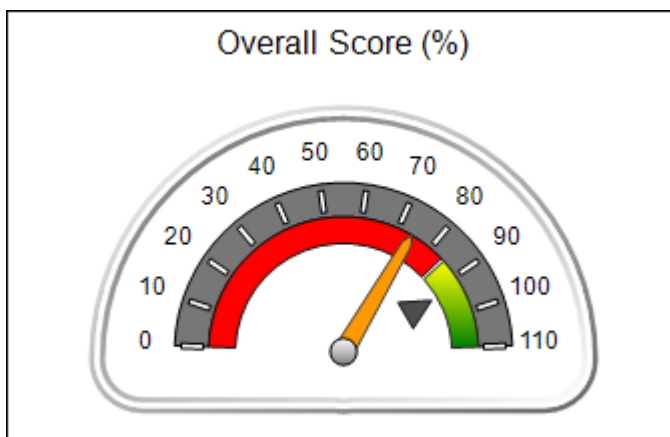
**DHS, DFCS, Office of Provider Management**  
**Performance-Based Placement Measures**  
**RBWO Provider GA+SCORECARD - CCI**



**Report Quarter: Q1 FY2020**

<b>Provider/Program Name: LDL &amp; C Enterprise (formerly Beth-Ester Ministries) - dba Restoration House 1 (817) - CCI</b>			
<b>53 Poplar St., Newnan, GA 30263</b>	<b>Quarterly Scores (Grades)</b>		<b>Current Quarter Score (Grade)</b>
<b>Phone: 404-886-1442</b>	<b>Q1: 74.03 (C)</b>	<b>Q2: N/A</b>	<b>74.03% (C)</b>
<b>Vendor ID# 150313</b>	<b>Q3: N/A</b>	<b>Q4: N/A</b>	
<b>Program Census Information:</b>	<b># Children in Care During Quarter: 8</b>	<b># Placements During Quarter: 8</b>	<b># Children in Care On Last Day: 5</b>
<b>Quarterly Provider Comparisons to All CCIs</b>			

▼ — indicates average for all CCIs





## Performance-Based Placement Measures

### RBWO Provider GA+SCORECARD - CCI

Report Quarter: Q1 FY2020

<b>Provider/Program Name: LDL &amp; C Enterprise (formerly Beth-Ester Ministries) - dba Restoration House 1 (817) - CCI</b>				
53 Poplar St., Newnan, GA 30263		Quarterly Scores (Grades)		Current Quarter Score (Grade)
Phone: 404-886-1442		Q1: 74.03 (C)	Q2: N/A	<b>74.03% (C)</b>
Vendor ID# 150313		Q3: N/A	Q4: N/A	
Program Census Information:		# Children in Care During Quarter: 8	# Placements During Quarter: 8	# Children in Care On Last Day: 5
	Avg Performance All CCIs (%)	Provider Performance (%)*	Possible Points (Weight)	Provider Points Earned
<b>OPM Monitoring Reviews</b>				
Annual Comprehensive Reviews	83%	80%	25	20.01
Safety Reviews	86%	85%	15	12.75
<b>Monitoring Sub-Total</b>			<b>40</b>	<b>32.76</b>
<b>CCI Safety Outcomes</b>				
Incidence of Maltreatment	0.00%	No Substantiated Reports	10	10.00
Staff Training/Foundations	96%	100%	5	5.00
Staff Safety Checks	87%	100%	5	5.00
<b>Safety Sub-Total</b>			<b>20</b>	<b>20.00</b>
<b>CCI Permanency Outcomes</b>				
Placement Stability	89%	63%	15	9.45
<b>Permanency Sub-Total</b>			<b>15</b>	<b>9.45</b>
<b>CCI Well-Being Outcomes</b>				
EPSDT Medical Visits	92%	80%	4	3.20
EPSDT Dental Visits	85%	40%	4	1.60
Academic Supports	74%	36%	3	1.08
Provider ECEM Visits	76%	0%	7	0.00
Provider General Contacts	76%	0%	7	0.00
Placements with Siblings	38%	0%	Not Scored	Not Scored
Placements within Legal County	14%	0%	Not Scored	Not Scored
<b>Well-Being Sub-Total</b>			<b>25</b>	<b>5.88</b>
*Performance calculation descriptions can be found in the FY 2019 RBWO PBP Measurements and Standards Guide.				

<b>Monitoring &amp; Outcomes: Possible Points = 100</b>	<b>Points Earned = 68.09</b>
<b>Score Before Incentives Credit</b>	<b>68.09%</b>
<b>Incentives Awarded</b>	<b>5.94 pts</b>
<b>PBP Verification</b>	<b>N/A pts</b>
<b>Total Score</b>	<b>74.03%</b>



**DHS, DFCS, Office of Provider Management**  
**Performance-Based Placement Measures**  
**RBWO Provider GA+SCORECARD - CCI**



**Report Quarter: Q1 FY2020**

**Provider/Program Name: LDL & C Enterprise (formerly Beth-Ester Ministries) - dba Restoration House 1 (817) - CCI**

Program Census Information:		# Children in Care During Quarter: 8	# Placements During Quarter: 8	# Children in Care On Last Day: 5
CCI Incentive Credits	Avg Performance All CCIs (Points)	Provider Performance (%)*	Possible Points (Weight)	Provider Points Earned
Early EPSDT Medical Visits		50%	2	1.00
Early EPSDT Dental Visits		33%	2	0.66
Permanency Contacts		None Planned	5	
Additional Academic Supports		14%	2	0.28
HS Grad/GED/Prof or Trade Certificate/College		N/A	10/5/5/1	
EYSS Agreement		Not Eligible	5	
Community Connections		0%	4	0.00
Active Agency Accreditation		0%	4	0.00
Staff Clinical Licensure		0%	5	0.00
Behavior Management (threshold = 0)		100%	4	4.00
<b>Incentives Total</b>	<b>7.78</b>			<b>5.94</b>
Maximum total combined incentive credit allowed is 10 points.			<b>Incentives Awarded</b>	<b>5.94</b>

\*Performance calculation descriptions can be found in the FY 2019 RBWO PBP Measurements and Standards Guide.

### Child Protective Services Investigations and Dispositions

The following investigations data, which is not used for scoring but is considered significant to a provider's performance, is from Georgia SHINES and is not considered final or complete until the end of the fiscal year.

Total Reports:	0
Number Screened In:	0
Number Screened Out:	0
Number Substantiated:	0
Number Unsubstantiated:	0
Number Active CPS Investigations:	0



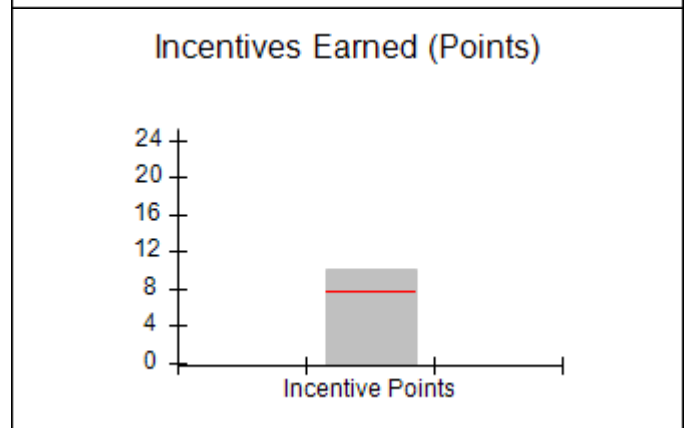
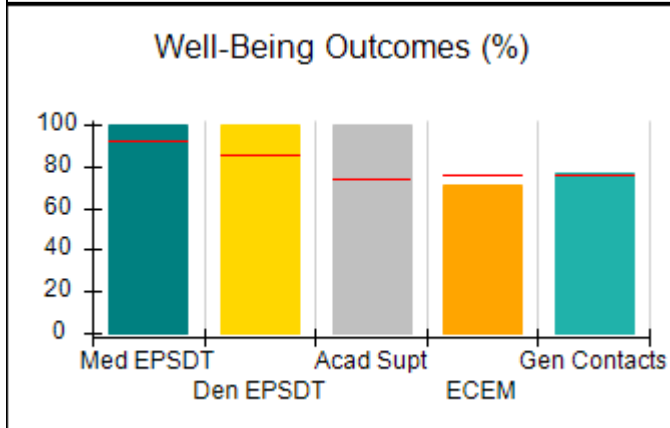
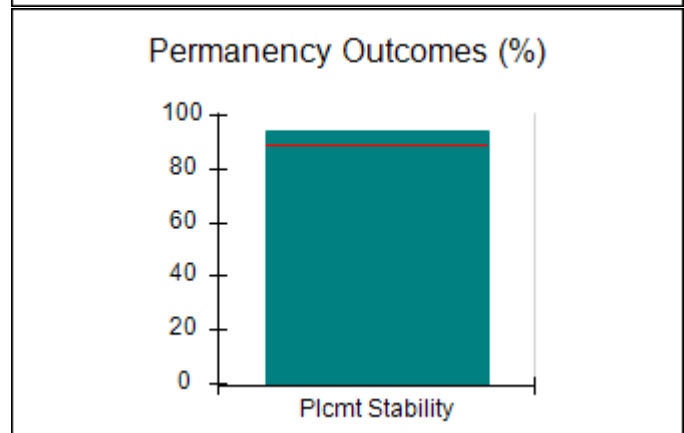
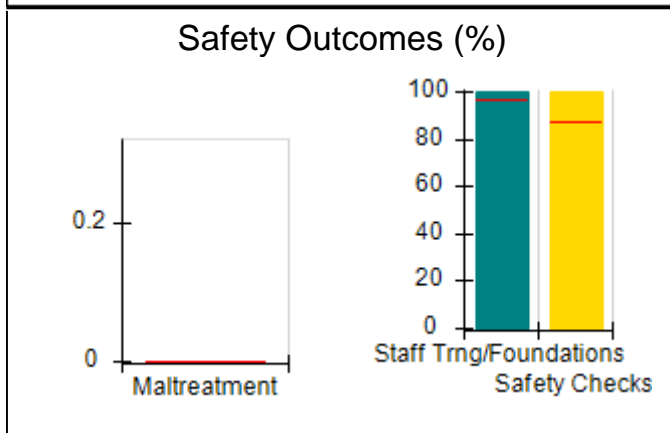
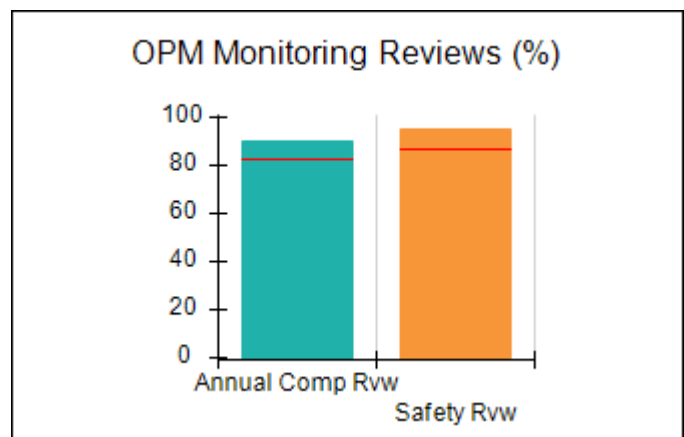
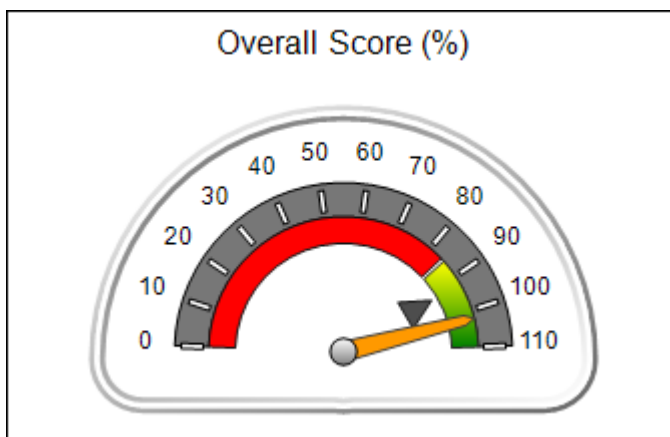
DHS, DFCS, Office of Provider Management  
**Performance-Based Placement Measures**  
**RBWO Provider GA+SCORECARD - CCI**



Report Quarter: Q1 FY2020

Provider/Program Name: Liberty County Children's Home - dba Gabriel's House (725) - CCI			
6145 E. Oglethorpe Highway, Midway, GA 31320	Quarterly Scores (Grades)		Current Quarter Score (Grade)
Phone: 912-884-4593	Q1: 102.27 (A+)	Q2: N/A	<b>102.27%</b> <b>(A+)</b>
Vendor ID# 35444	Q3: N/A	Q4: N/A	
Program Census Information:	# Children in Care During Quarter: 17	# Placements During Quarter: 17	# Children in Care On Last Day: 12
Quarterly Provider Comparisons to All CCIs			

▼ — indicates average for all CCIs





# Performance-Based Placement Measures

## RBWO Provider GA+SCORECARD - CCI

Report Quarter: Q1 FY2020

**Provider/Program Name: Liberty County Children's Home - dba Gabriel's House (725) - CCI**

6145 E. Oglethorpe Highway, Midway, GA 31320	Quarterly Scores (Grades)		Current Quarter Score (Grade)
Phone: 912-884-4593	Q1: 102.27 (A+)	Q2: N/A	<b>102.27% (A+)</b>
Vendor ID# 35444	Q3: N/A	Q4: N/A	

Program Census Information:	# Children in Care During Quarter: 17	# Placements During Quarter: 17	# Children in Care On Last Day: 12
-----------------------------	---------------------------------------	---------------------------------	------------------------------------

	Avg Performance All CCIs (%)	Provider Performance (%)*	Possible Points (Weight)	Provider Points Earned
--	------------------------------	---------------------------	--------------------------	------------------------

**OPM Monitoring Reviews**

Annual Comprehensive Reviews	83%	90%	25	22.56
Safety Reviews	86%	95%	15	14.25
<b>Monitoring Sub-Total</b>			<b>40</b>	<b>36.81</b>

**CCI Safety Outcomes**

Incidence of Maltreatment	0.00%	No Substantiated Reports	10	10.00
Staff Training/Foundations	96%	100%	5	5.00
Staff Safety Checks	87%	100%	5	5.00
<b>Safety Sub-Total</b>			<b>20</b>	<b>20.00</b>

**CCI Permanency Outcomes**

Placement Stability	89%	94%	15	14.10
<b>Permanency Sub-Total</b>			<b>15</b>	<b>14.10</b>

**CCI Well-Being Outcomes**

EPSDT Medical Visits	92%	100%	4	4.00
EPSDT Dental Visits	85%	100%	4	4.00
Academic Supports	74%	100%	3	3.00
Provider ECEM Visits	76%	71%	7	4.97
Provider General Contacts	76%	77%	7	5.39
Placements with Siblings	38%	77%	Not Scored	Not Scored
Placements within Legal County	14%	0%	Not Scored	Not Scored
<b>Well-Being Sub-Total</b>			<b>25</b>	<b>21.36</b>

\*Performance calculation descriptions can be found in the FY 2019 RBWO PBP Measurements and Standards Guide.

<b>Monitoring &amp; Outcomes: Possible Points = 100</b>	<b>Points Earned = 92.27</b>
<b>Score Before Incentives Credit</b>	<b>92.27%</b>
<b>Incentives Awarded</b>	<b>10.00 pts</b>
<b>PBP Verification</b>	<b>N/A pts</b>
<b>Total Score</b>	<b>102.27%</b>



**DHS, DFCS, Office of Provider Management**  
**Performance-Based Placement Measures**  
**RBWO Provider GA+SCORECARD - CCI**



**Report Quarter: Q1 FY2020**

**Provider/Program Name: Liberty County Children's Home - dba Gabriel's House (725) - CCI**

Program Census Information:		# Children in Care During Quarter: 17	# Placements During Quarter: 17	# Children in Care On Last Day: 12
CCI Incentive Credits	Avg Performance All CCIs (Points)	Provider Performance (%)*	Possible Points (Weight)	Provider Points Earned
Early EPSDT Medical Visits		100%	2	2.00
Early EPSDT Dental Visits		100%	2	2.00
Permanency Contacts		None Planned	5	
Additional Academic Supports		100%	2	2.00
HS Grad/GED/Prof or Trade Certificate/College		N/A	10/5/5/1	
EYSS Agreement		Not Eligible	5	
Community Connections		0%	4	0.00
Active Agency Accreditation		0%	4	0.00
Staff Clinical Licensure		0%	5	0.00
Behavior Management (threshold = 0)		100%	4	4.00
<b>Incentives Total</b>	<b>7.78</b>			<b>10.00</b>
Maximum total combined incentive credit allowed is 10 points.			<b>Incentives Awarded</b>	<b>10.00</b>

\*Performance calculation descriptions can be found in the FY 2019 RBWO PBP Measurements and Standards Guide.

**Child Protective Services Investigations and Dispositions**

The following investigations data, which is not used for scoring but is considered significant to a provider's performance, is from Georgia SHINES and is not considered final or complete until the end of the fiscal year.

Total Reports:	3
Number Screened In:	1
Number Screened Out:	2
Number Substantiated:	0
Number Unsubstantiated:	1
Number Active CPS Investigations:	0





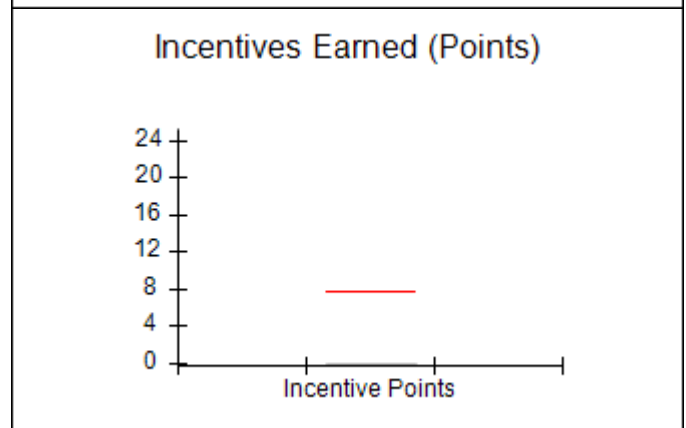
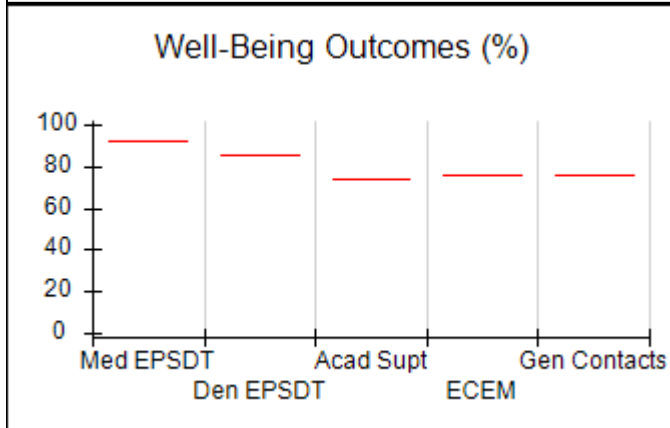
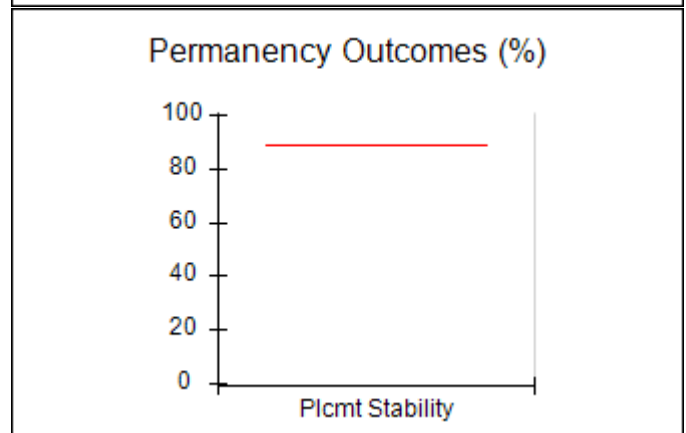
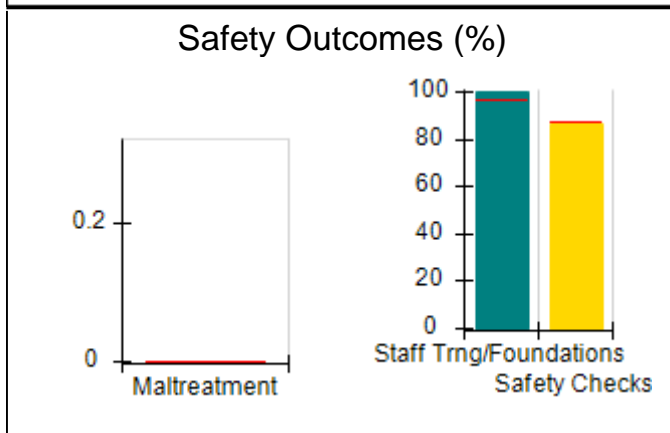
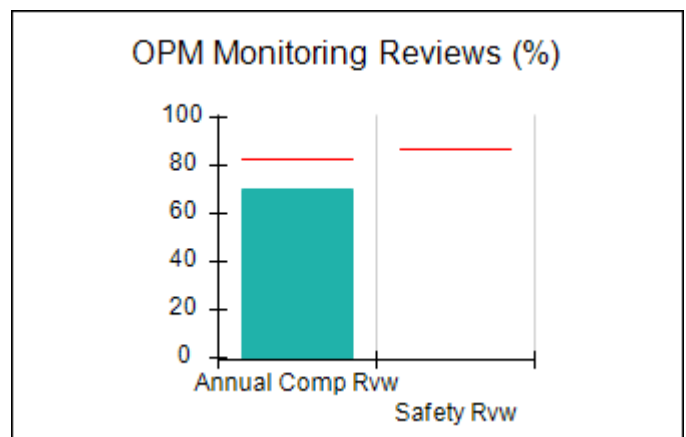
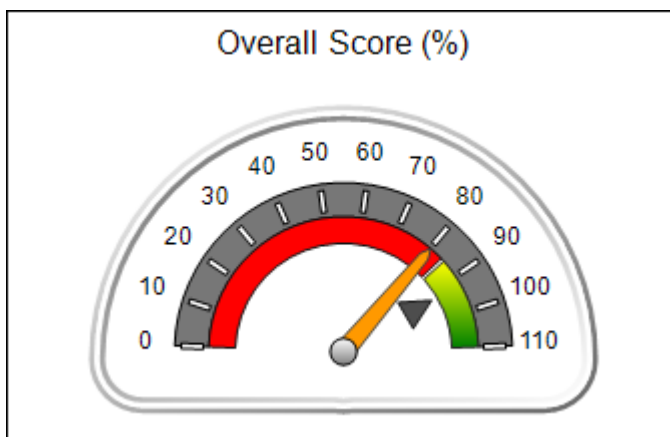
**DHS, DFCS, Office of Provider Management**  
**Performance-Based Placement Measures**  
**RBWO Provider GA+SCORECARD - CCI**



**Report Quarter: Q1 FY2020**

<b>Provider/Program Name: Light of Hope and Love Ministry, Inc. - Heritage House (5143) - CCI</b>			
<b>3117 Macedonia Court, Powder Springs, GA 30127</b>	<b>Quarterly Scores (Grades)</b>		<b>Current Quarter Score (Grade)</b>
<b>Phone: 770-906-1190</b>	<b>Q1: 80.19 (B-)</b>	<b>Q2: N/A</b>	<b>80.19% (B-)</b>
<b>Vendor ID# 115384</b>	<b>Q3: N/A</b>	<b>Q4: N/A</b>	
<b>Program Census Information:</b>	<b># Children in Care During Quarter: 0</b>	<b># Placements During Quarter: 0</b>	<b># Children in Care On Last Day: 0</b>
<b>Quarterly Provider Comparisons to All CCIs</b>			

▼ — indicates average for all CCIs





# Performance-Based Placement Measures

## RBWO Provider GA+SCORECARD - CCI

Report Quarter: Q1 FY2020

**Provider/Program Name: Light of Hope and Love Ministry, Inc. - Heritage House (5143) - CCI**

3117 Macedonia Court, Powder Springs, GA 30127		Quarterly Scores (Grades)		Current Quarter Score (Grade)
Phone: 770-906-1190		Q1: 80.19 (B-)	Q2: N/A	<b>80.19%</b> <b>(B-)</b>
Vendor ID# 115384		Q3: N/A	Q4: N/A	
Program Census Information:		# Children in Care During Quarter: 0	# Placements During Quarter: 0	# Children in Care On Last Day: 0
	Avg Performance All CCIs (%)	Provider Performance (%)*	Possible Points (Weight)	Provider Points Earned
<b>OPM Monitoring Reviews</b>				
Annual Comprehensive Reviews	83%	70%	25	17.49
Safety Reviews	86%	Not Yet Conducted		
<b>Monitoring Sub-Total</b>			<b>25</b>	<b>17.49</b>
<b>CCI Safety Outcomes</b>				
Incidence of Maltreatment	0.00%	Not Eligible		
Staff Training/Foundations	96%	100%	10	10.00
Staff Safety Checks	87%	86%	10	8.60
<b>Safety Sub-Total</b>			<b>20</b>	<b>18.60</b>
<b>CCI Permanency Outcomes</b>				
Placement Stability	89%	Not Eligible		
<b>Permanency Sub-Total</b>			<b>N/A</b>	
<b>CCI Well-Being Outcomes</b>				
EPSDT Medical Visits	92%	Not Eligible		
EPSDT Dental Visits	85%	Not Eligible		
Academic Supports	74%	Not Eligible		
Provider ECEM Visits	76%	Not Eligible		
Provider General Contacts	76%	Not Eligible		
Placements with Siblings	38%	Not Eligible	Not Scored	Not Scored
Placements within Legal County	14%	Not Eligible	Not Scored	Not Scored
<b>Well-Being Sub-Total</b>			<b>N/A</b>	

\*Performance calculation descriptions can be found in the FY 2019 RBWO PBP Measurements and Standards Guide.

<b>Monitoring &amp; Outcomes: Possible Points = 45</b>		<b>Points Earned = 36.09</b>	
<b>Score Before Incentives Credit</b>			<b>80.19%</b>
<b>Incentives Awarded</b>			<b>0.00 pts</b>
<b>PBP Verification</b>			<b>N/A pts</b>
<b>Total Score</b>			<b>80.19%</b>



**DHS, DFCS, Office of Provider Management**  
**Performance-Based Placement Measures**  
**RBWO Provider GA+SCORECARD - CCI**



**Report Quarter: Q1 FY2020**

**Provider/Program Name: Light of Hope and Love Ministry, Inc. - Heritage House (5143) - CCI**

Program Census Information:		# Children in Care During Quarter: 0	# Placements During Quarter: 0	# Children in Care On Last Day: 0
CCI Incentive Credits	Avg Performance All CCIs (Points)	Provider Performance (%)*	Possible Points (Weight)	Provider Points Earned
Early EPSDT Medical Visits		Not Eligible	2	
Early EPSDT Dental Visits		Not Eligible	2	
Permanency Contacts		None Planned	5	
Additional Academic Supports		Not Eligible	2	
HS Grad/GED/Prof or Trade Certificate/College		N/A	10/5/5/1	
EYSS Agreement		Not Eligible	5	
Community Connections		Not Eligible	4	
Active Agency Accreditation		0%	4	0.00
Staff Clinical Licensure		0%	5	0.00
Behavior Management (threshold = 0)		0%	4	
<b>Incentives Total</b>	<b>7.78</b>			<b>0.00</b>
Maximum total combined incentive credit allowed is 10 points.			<b>Incentives Awarded</b>	<b>0.00</b>

\*Performance calculation descriptions can be found in the FY 2019 RBWO PBP Measurements and Standards Guide.

**Child Protective Services Investigations and Dispositions**

The following investigations data, which is not used for scoring but is considered significant to a provider's performance, is from Georgia SHINES and is not considered final or complete until the end of the fiscal year.

Total Reports:	0
Number Screened In:	0
Number Screened Out:	0
Number Substantiated:	0
Number Unsubstantiated:	0
Number Active CPS Investigations:	0



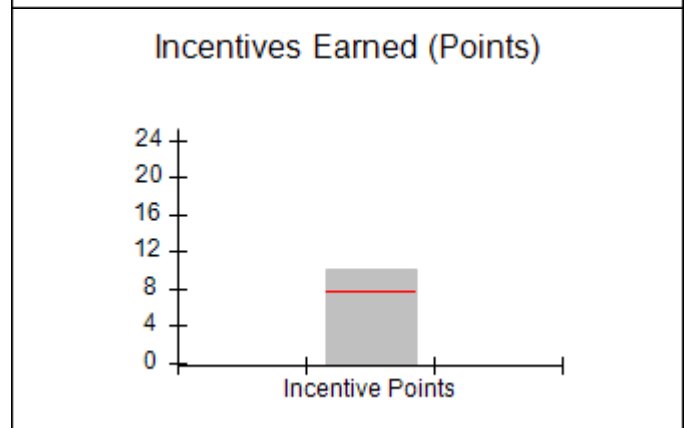
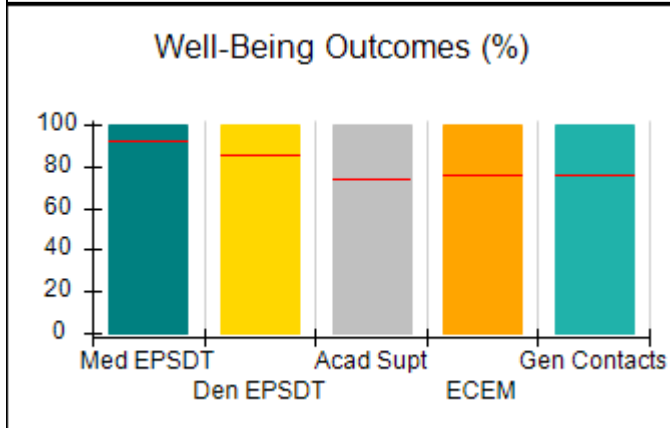
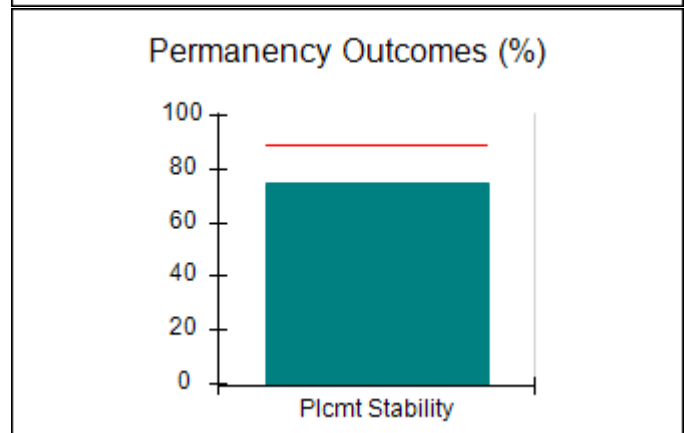
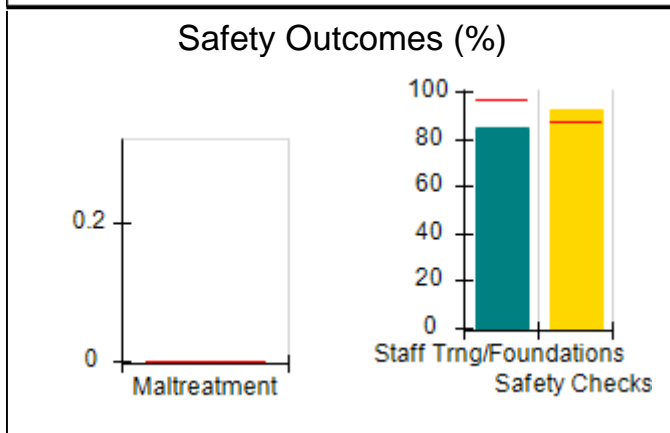
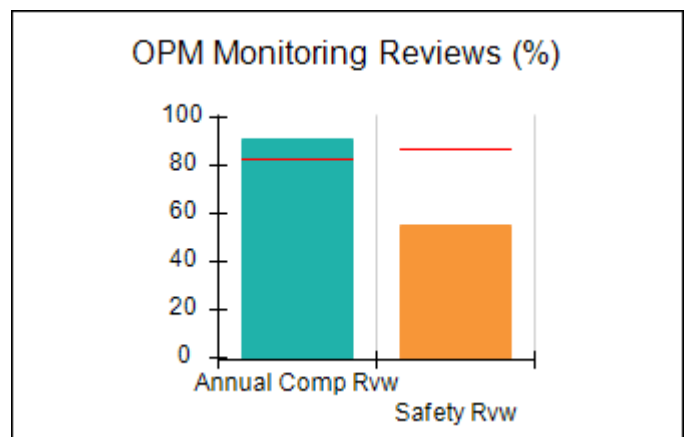
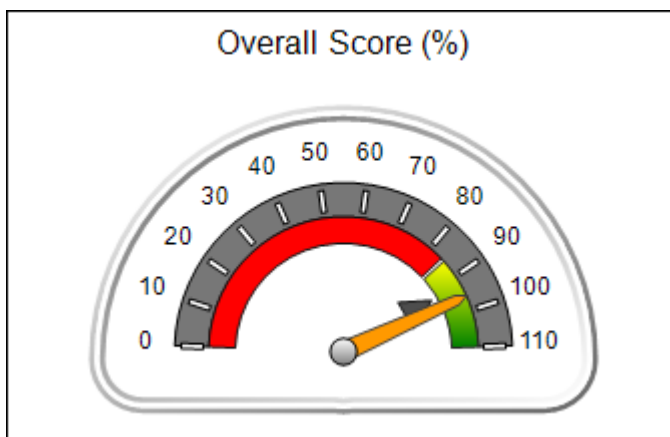
**DHS, DFCS, Office of Provider Management**  
**Performance-Based Placement Measures**  
**RBWO Provider GA+SCORECARD - CCI**



**Report Quarter: Q1 FY2020**

<b>Provider/Program Name: Little Debbie's Second Chance Home, Inc. - (formerly Celine's Place) (884) - CCI</b>			
1768 Young Rd., Stone Mountain, GA 30058	<b>Quarterly Scores (Grades)</b>		<b>Current Quarter Score (Grade)</b>
Phone: 404-296-1311	Q1: 96.03 (A)	Q2: N/A	<b>96.03%</b> <b>(A)</b>
Vendor ID# 35260	Q3: N/A	Q4: N/A	
Program Census Information:	# Children in Care During Quarter: 4	# Placements During Quarter: 4	# Children in Care On Last Day: 0
<b>Quarterly Provider Comparisons to All CCIs</b>			

▼ — indicates average for all CCIs





## Performance-Based Placement Measures

### RBWO Provider GA+SCORECARD - CCI

Report Quarter: Q1 FY2020

<b>Provider/Program Name: Little Debbie's Second Chance Home, Inc. - (formerly Celine's Place) (884) - CCI</b>				
1768 Young Rd., Stone Mountain, GA 30058		Quarterly Scores (Grades)		Current Quarter Score (Grade)
Phone: 404-296-1311		Q1: 96.03 (A)	Q2: N/A	<b>96.03% (A)</b>
Vendor ID# 35260		Q3: N/A	Q4: N/A	
Program Census Information:		# Children in Care During Quarter: 4	# Placements During Quarter: 4	# Children in Care On Last Day: 0
	Avg Performance All CCIs (%)	Provider Performance (%)*	Possible Points (Weight)	Provider Points Earned
<b>OPM Monitoring Reviews</b>				
Annual Comprehensive Reviews	83%	91%	25	22.68
Safety Reviews	86%	55%	15	8.25
<b>Monitoring Sub-Total</b>			<b>40</b>	<b>30.93</b>
<b>CCI Safety Outcomes</b>				
Incidence of Maltreatment	0.00%	No Substantiated Reports	10	10.00
Staff Training/Foundations	96%	85%	5	4.25
Staff Safety Checks	87%	92%	5	4.60
<b>Safety Sub-Total</b>			<b>20</b>	<b>18.85</b>
<b>CCI Permanency Outcomes</b>				
Placement Stability	89%	75%	15	11.25
<b>Permanency Sub-Total</b>			<b>15</b>	<b>11.25</b>
<b>CCI Well-Being Outcomes</b>				
EPSDT Medical Visits	92%	100%	4	4.00
EPSDT Dental Visits	85%	100%	4	4.00
Academic Supports	74%	100%	3	3.00
Provider ECEM Visits	76%	100%	7	7.00
Provider General Contacts	76%	100%	7	7.00
Placements with Siblings	38%	Not Eligible	Not Scored	Not Scored
Placements within Legal County	14%	0%	Not Scored	Not Scored
<b>Well-Being Sub-Total</b>			<b>25</b>	<b>25.00</b>
*Performance calculation descriptions can be found in the FY 2019 RBWO PBP Measurements and Standards Guide.				

<b>Monitoring &amp; Outcomes: Possible Points = 100</b>	<b>Points Earned = 86.03</b>
<b>Score Before Incentives Credit</b>	<b>86.03%</b>
<b>Incentives Awarded</b>	<b>10.00 pts</b>
<b>PBP Verification</b>	<b>N/A pts</b>
<b>Total Score</b>	<b>96.03%</b>



**DHS, DFCS, Office of Provider Management**  
**Performance-Based Placement Measures**  
**RBWO Provider GA+SCORECARD - CCI**



**Report Quarter: Q1 FY2020**

**Provider/Program Name: Little Debbie's Second Chance Home, Inc. - (formerly Celine's Place) (884) - CCI**

Program Census Information:		# Children in Care During Quarter: 4	# Placements During Quarter: 4	# Children in Care On Last Day: 0
CCI Incentive Credits	Avg Performance All CCIs (Points)	Provider Performance (%)*	Possible Points (Weight)	Provider Points Earned
Early EPSDT Medical Visits		100%	2	2.00
Early EPSDT Dental Visits		100%	2	2.00
Permanency Contacts		None Planned	5	
Additional Academic Supports		0%	2	0.00
HS Grad/GED/Prof or Trade Certificate/College		N/A	10/5/5/1	
EYSS Agreement		Not Eligible	5	
Community Connections		Not Eligible	4	
Active Agency Accreditation		50%	4	2.00
Staff Clinical Licensure		0%	5	0.00
Behavior Management (threshold = 0)		100%	4	4.00
<b>Incentives Total</b>	<b>7.78</b>			<b>10.00</b>
Maximum total combined incentive credit allowed is 10 points.			<b>Incentives Awarded</b>	<b>10.00</b>

\*Performance calculation descriptions can be found in the FY 2019 RBWO PBP Measurements and Standards Guide.

### Child Protective Services Investigations and Dispositions

The following investigations data, which is not used for scoring but is considered significant to a provider's performance, is from Georgia SHINES and is not considered final or complete until the end of the fiscal year.

Total Reports:	0
Number Screened In:	0
Number Screened Out:	0
Number Substantiated:	0
Number Unsubstantiated:	0
Number Active CPS Investigations:	0



DHS, DFCS, Office of Provider Management  
**Performance-Based Placement Measures**  
**RBWO Provider GA+SCORECARD - CCI**



Report Quarter: Q1 FY2020

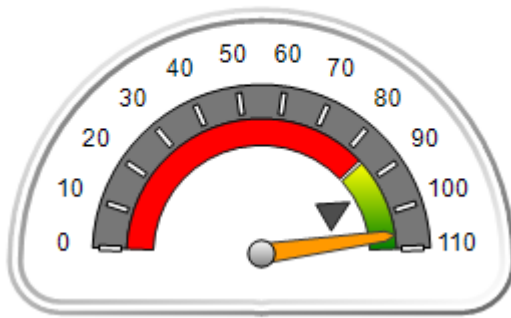
**Provider/Program Name: Little Debbie's Second Chance Home, Inc. - Boyz2Men (1042) - CCI**

5224 Shawn Lane, Stone Mountain, GA 30088	Quarterly Scores (Grades)		Current Quarter Score (Grade)
Phone: 404-296-1311	Q1: 106.28 (A+)	Q2: N/A	<b>106.28%</b> <b>(A+)</b>
Vendor ID# 73965	Q3: N/A	Q4: N/A	
Program Census Information:	# Children in Care During Quarter: 7	# Placements During Quarter: 7	# Children in Care On Last Day: 4

**Quarterly Provider Comparisons to All CCIs**

▼ — indicates average for all CCIs

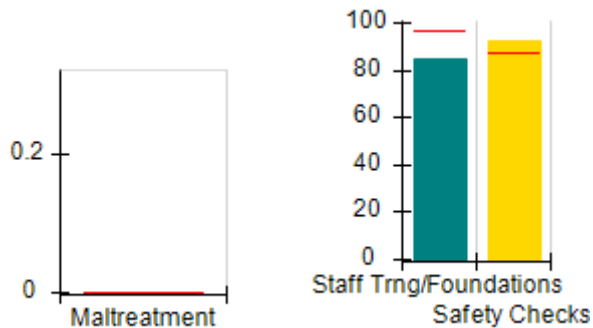
Overall Score (%)



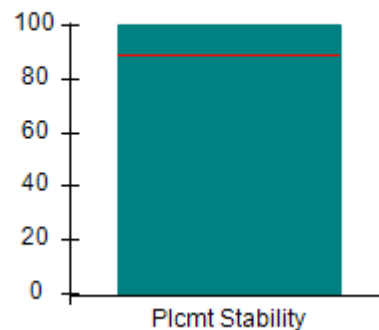
OPM Monitoring Reviews (%)



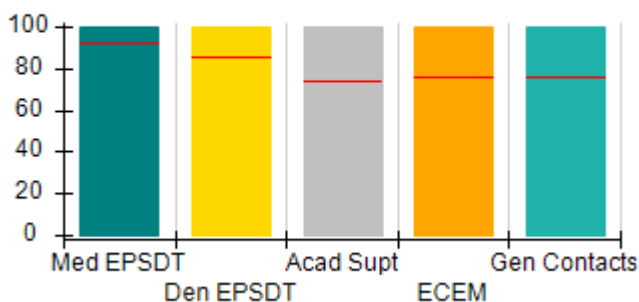
Safety Outcomes (%)



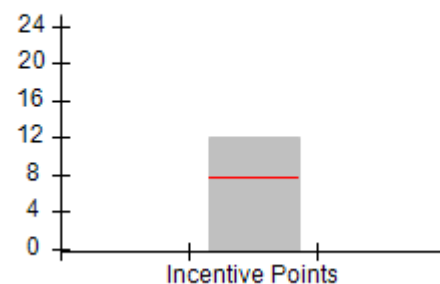
Permanency Outcomes (%)



Well-Being Outcomes (%)



Incentives Earned (Points)





## Performance-Based Placement Measures

### RBWO Provider GA+SCORECARD - CCI

Report Quarter: Q1 FY2020

**Provider/Program Name: Little Debbie's Second Chance Home, Inc. - Boyz2Men (1042) - CCI**

5224 Shawn Lane, Stone Mountain, GA 30088		Quarterly Scores (Grades)		Current Quarter Score (Grade)
Phone: 404-296-1311		Q1: 106.28 (A+)	Q2: N/A	<b>106.28% (A+)</b>
Vendor ID# 73965		Q3: N/A	Q4: N/A	
Program Census Information:		# Children in Care During Quarter: 7	# Placements During Quarter: 7	# Children in Care On Last Day: 4
	Avg Performance All CCIs (%)	Provider Performance (%)*	Possible Points (Weight)	Provider Points Earned
<b>OPM Monitoring Reviews</b>				
Annual Comprehensive Reviews	83%	93%	25	23.18
Safety Reviews	86%	95%	15	14.25
<b>Monitoring Sub-Total</b>			<b>40</b>	<b>37.43</b>
<b>CCI Safety Outcomes</b>				
Incidence of Maltreatment	0.00%	No Substantiated Reports	10	10.00
Staff Training/Foundations	96%	85%	5	4.25
Staff Safety Checks	87%	92%	5	4.60
<b>Safety Sub-Total</b>			<b>20</b>	<b>18.85</b>
<b>CCI Permanency Outcomes</b>				
Placement Stability	89%	100%	15	15.00
<b>Permanency Sub-Total</b>			<b>15</b>	<b>15.00</b>
<b>CCI Well-Being Outcomes</b>				
EPSDT Medical Visits	92%	100%	4	4.00
EPSDT Dental Visits	85%	100%	4	4.00
Academic Supports	74%	100%	3	3.00
Provider ECEM Visits	76%	100%	7	7.00
Provider General Contacts	76%	100%	7	7.00
Placements with Siblings	38%	Not Eligible	Not Scored	Not Scored
Placements within Legal County	14%	67%	Not Scored	Not Scored
<b>Well-Being Sub-Total</b>			<b>25</b>	<b>25.00</b>

\*Performance calculation descriptions can be found in the FY 2019 RBWO PBP Measurements and Standards Guide.

<b>Monitoring &amp; Outcomes: Possible Points = 100</b>		<b>Points Earned = 96.28</b>	
<b>Score Before Incentives Credit</b>			<b>96.28%</b>
<b>Incentives Awarded</b>			<b>10.00 pts</b>
<b>PBP Verification</b>			<b>N/A pts</b>
<b>Total Score</b>			<b>106.28%</b>





**DHS, DFCS, Office of Provider Management**  
**Performance-Based Placement Measures**  
**RBWO Provider GA+SCORECARD - CCI**



**Report Quarter: Q1 FY2020**

**Provider/Program Name: Little Debbie's Second Chance Home, Inc. - Boyz2Men (1042) - CCI**

Program Census Information:		# Children in Care During Quarter: 7	# Placements During Quarter: 7	# Children in Care On Last Day: 4
CCI Incentive Credits	Avg Performance All CCIs (Points)	Provider Performance (%)*	Possible Points (Weight)	Provider Points Earned
Early EPSDT Medical Visits		100%	2	2.00
Early EPSDT Dental Visits		100%	2	2.00
Permanency Contacts		None Planned	5	
Additional Academic Supports		100%	2	2.00
HS Grad/GED/Prof or Trade Certificate/College		N/A	10/5/5/1	
EYSS Agreement		Not Eligible	5	
Community Connections		0%	4	0.00
Active Agency Accreditation		50%	4	2.00
Staff Clinical Licensure		0%	5	0.00
Behavior Management (threshold = 0)		100%	4	4.00
<b>Incentives Total</b>	<b>7.78</b>			<b>12.00</b>
Maximum total combined incentive credit allowed is 10 points.			<b>Incentives Awarded</b>	<b>10.00</b>

\*Performance calculation descriptions can be found in the FY 2019 RBWO PBP Measurements and Standards Guide.

**Child Protective Services Investigations and Dispositions**

The following investigations data, which is not used for scoring but is considered significant to a provider's performance, is from Georgia SHINES and is not considered final or complete until the end of the fiscal year.

Total Reports:	0
Number Screened In:	0
Number Screened Out:	0
Number Substantiated:	0
Number Unsubstantiated:	0
Number Active CPS Investigations:	0



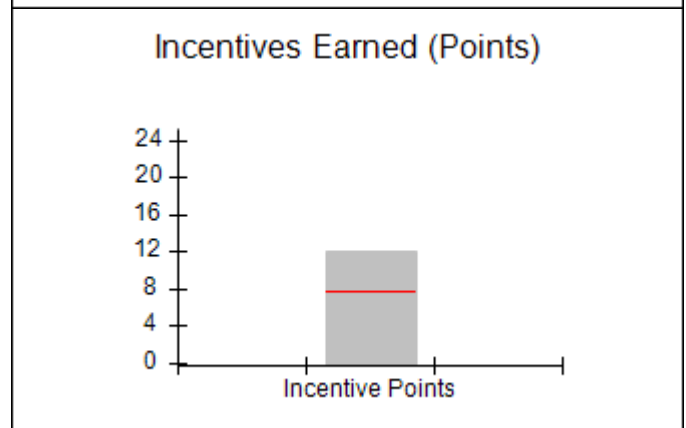
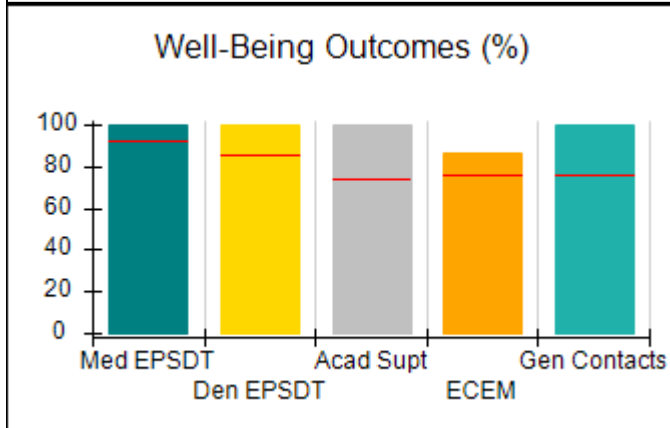
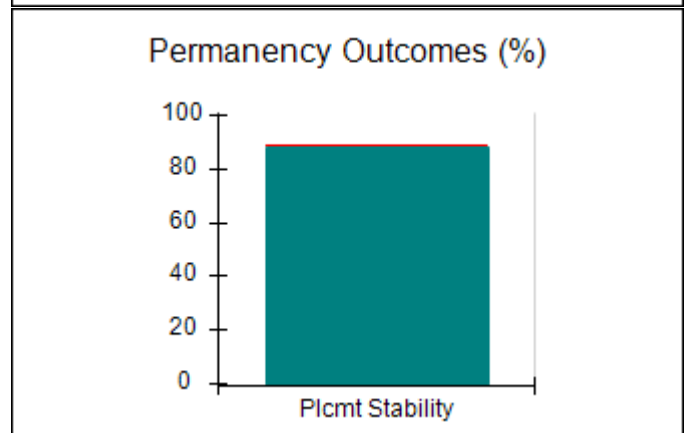
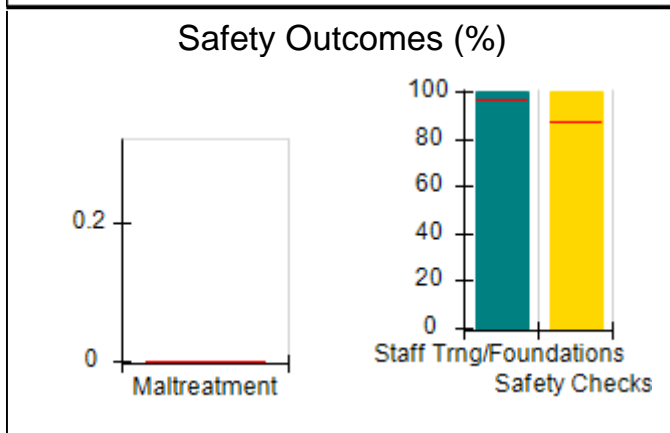
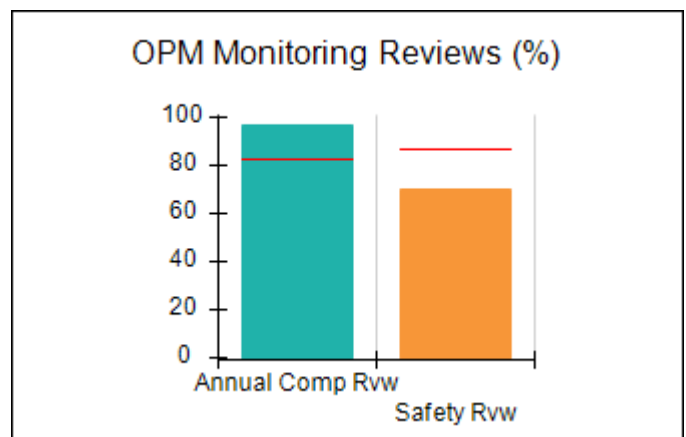
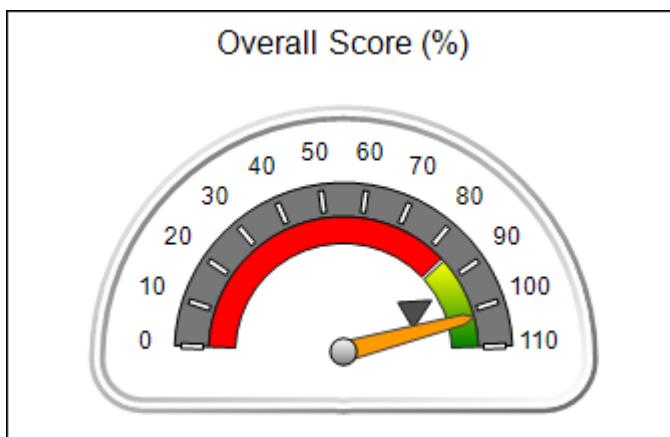
**DHS, DFCS, Office of Provider Management**  
**Performance-Based Placement Measures**  
**RBWO Provider GA+SCORECARD - CCI**



**Report Quarter: Q1 FY2020**

<b>Provider/Program Name: Little Debbie's Second Chance Home, Inc. - Columbia (5214) - CCI</b>			
<b>1322 Columbia Drive, Decatur, GA 30032</b>	<b>Quarterly Scores (Grades)</b>		<b>Current Quarter Score (Grade)</b>
<b>Phone: 404-296-1311</b>	<b>Q1: 101.93 (A+)</b>	<b>Q2: N/A</b>	<b>101.93% (A+)</b>
<b>Vendor ID# 136089</b>	<b>Q3: N/A</b>	<b>Q4: N/A</b>	
<b>Program Census Information:</b>	<b># Children in Care During Quarter: 8</b>	<b># Placements During Quarter: 8</b>	<b># Children in Care On Last Day: 5</b>
<b>Quarterly Provider Comparisons to All CCIs</b>			

▼ — indicates average for all CCIs





DHS, DFCS, Office of Provider Management  
**Performance-Based Placement Measures**  
**RBWO Provider GA+SCORECARD - CCI**



Report Quarter: Q1 FY2020

**Provider/Program Name: Little Debbie's Second Chance Home, Inc. - Columbia (5214) - CCI**

1322 Columbia Drive, Decatur, GA 30032	Quarterly Scores (Grades)		Current Quarter Score (Grade)
Phone: 404-296-1311	Q1: 101.93 (A+)	Q2: N/A	<b>101.93% (A+)</b>
Vendor ID# 136089	Q3: N/A	Q4: N/A	

Program Census Information:	# Children in Care During Quarter: 8	# Placements During Quarter: 8	# Children in Care On Last Day: 5
-----------------------------	--------------------------------------	--------------------------------	-----------------------------------

	Avg Performance All CCIs (%)	Provider Performance (%)*	Possible Points (Weight)	Provider Points Earned
--	------------------------------	---------------------------	--------------------------	------------------------

**OPM Monitoring Reviews**

Annual Comprehensive Reviews	83%	97%	25	24.21
Safety Reviews	86%	70%	15	10.50
<b>Monitoring Sub-Total</b>			<b>40</b>	<b>34.71</b>

**CCI Safety Outcomes**

Incidence of Maltreatment	0.00%	No Substantiated Reports	10	10.00
Staff Training/Foundations	96%	100%	5	5.00
Staff Safety Checks	87%	100%	5	5.00
<b>Safety Sub-Total</b>			<b>20</b>	<b>20.00</b>

**CCI Permanency Outcomes**

Placement Stability	89%	88%	15	13.20
<b>Permanency Sub-Total</b>			<b>15</b>	<b>13.20</b>

**CCI Well-Being Outcomes**

EPSDT Medical Visits	92%	100%	4	4.00
EPSDT Dental Visits	85%	100%	4	4.00
Academic Supports	74%	100%	3	3.00
Provider ECEM Visits	76%	86%	7	6.02
Provider General Contacts	76%	100%	7	7.00
Placements with Siblings	38%	0%	Not Scored	Not Scored
Placements within Legal County	14%	0%	Not Scored	Not Scored
<b>Well-Being Sub-Total</b>			<b>25</b>	<b>24.02</b>

\*Performance calculation descriptions can be found in the FY 2019 RBWO PBP Measurements and Standards Guide.

<b>Monitoring &amp; Outcomes: Possible Points = 100</b>	<b>Points Earned = 91.93</b>
<b>Score Before Incentives Credit</b>	<b>91.93%</b>
<b>Incentives Awarded</b>	<b>10.00 pts</b>
<b>PBP Verification</b>	<b>N/A pts</b>
<b>Total Score</b>	<b>101.93%</b>



**DHS, DFCS, Office of Provider Management**  
**Performance-Based Placement Measures**  
**RBWO Provider GA+SCORECARD - CCI**



**Report Quarter: Q1 FY2020**

**Provider/Program Name: Little Debbie's Second Chance Home, Inc. - Columbia (5214) - CCI**

Program Census Information:		# Children in Care During Quarter: 8	# Placements During Quarter: 8	# Children in Care On Last Day: 5
CCI Incentive Credits	Avg Performance All CCIs (Points)	Provider Performance (%)*	Possible Points (Weight)	Provider Points Earned
Early EPSDT Medical Visits		100%	2	2.00
Early EPSDT Dental Visits		100%	2	2.00
Permanency Contacts		None Planned	5	
Additional Academic Supports		100%	2	2.00
HS Grad/GED/Prof or Trade Certificate/College		N/A	10/5/5/1	
EYSS Agreement		Not Eligible	5	
Community Connections		0%	4	0.00
Active Agency Accreditation		50%	4	2.00
Staff Clinical Licensure		0%	5	0.00
Behavior Management (threshold = 0)		100%	4	4.00
<b>Incentives Total</b>	<b>7.78</b>			<b>12.00</b>
Maximum total combined incentive credit allowed is 10 points.			<b>Incentives Awarded</b>	<b>10.00</b>

\*Performance calculation descriptions can be found in the FY 2019 RBWO PBP Measurements and Standards Guide.

### Child Protective Services Investigations and Dispositions

The following investigations data, which is not used for scoring but is considered significant to a provider's performance, is from Georgia SHINES and is not considered final or complete until the end of the fiscal year.

Total Reports:	1	
Number Screened In:	0	
Number Screened Out:	1	
Number Substantiated:	0	
Number Unsubstantiated:	0	
Number Active CPS Investigations:	0	



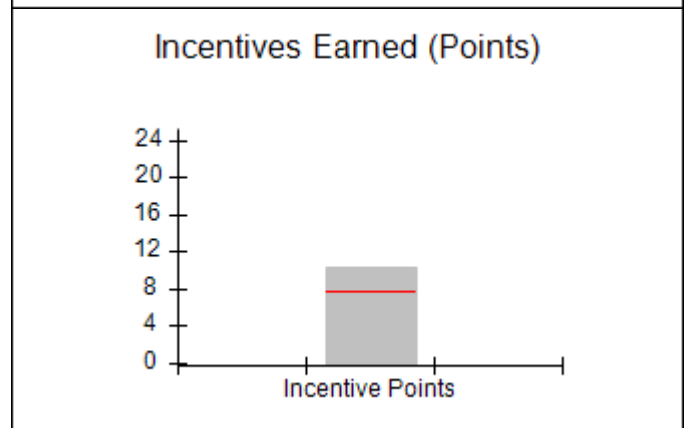
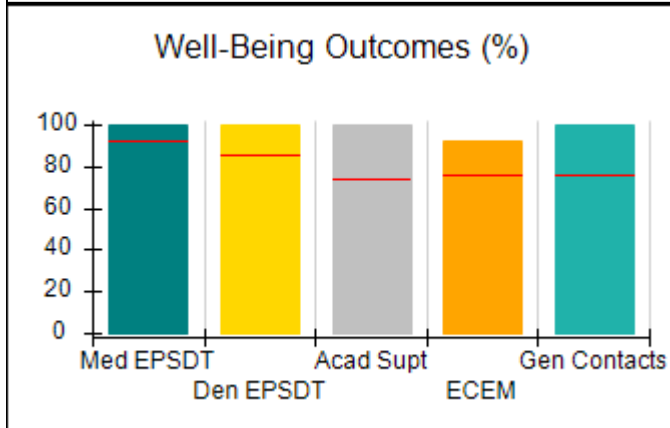
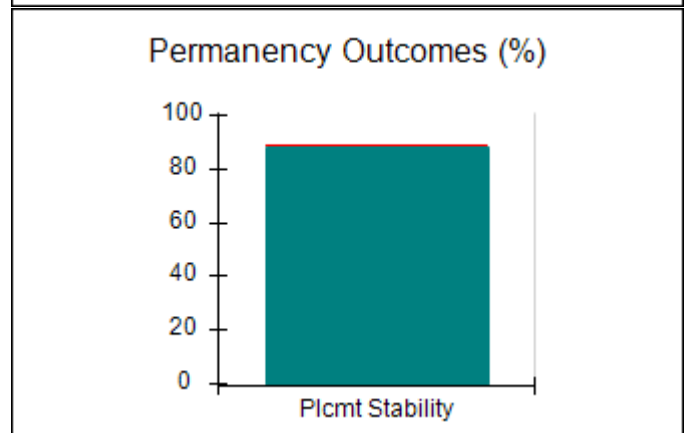
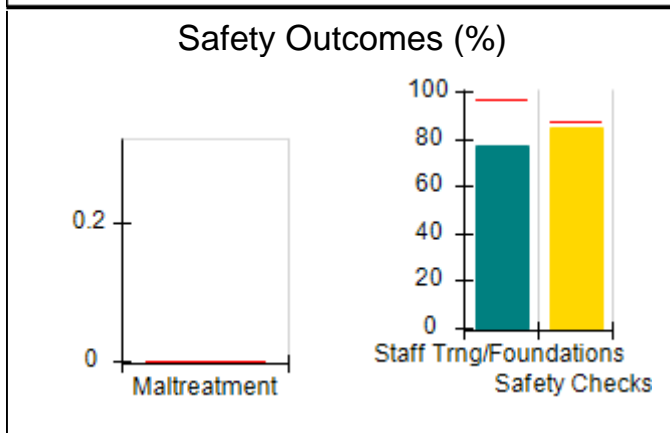
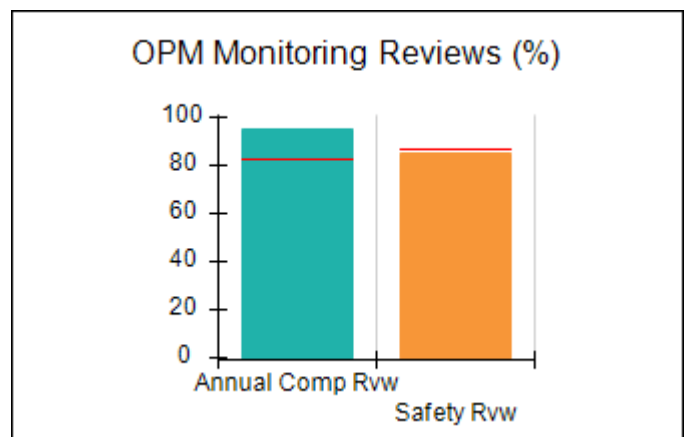
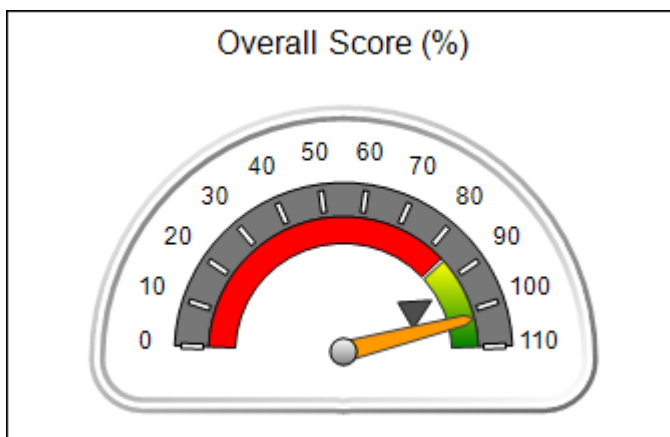
**DHS, DFCS, Office of Provider Management**  
**Performance-Based Placement Measures**  
**RBWO Provider GA+SCORECARD - CCI**



**Report Quarter: Q1 FY2020**

<b>Provider/Program Name: Little Debbie's Second Chance Home, Inc. - dba Ida's Cove III (5111) - CCI</b>			
994 Millard Road, Stone Mountain, GA 30088	<b>Quarterly Scores (Grades)</b>		<b>Current Quarter Score (Grade)</b>
Phone: 404-296-1311	Q1: 102.21 (A+)	Q2: N/A	<b>102.21% (A+)</b>
Vendor ID# 90547	Q3: N/A	Q4: N/A	
Program Census Information:	# Children in Care During Quarter: 8	# Placements During Quarter: 8	# Children in Care On Last Day: 5
<b>Quarterly Provider Comparisons to All CCIs</b>			

▼ — indicates average for all CCIs





# Performance-Based Placement Measures

## RBWO Provider GA+SCORECARD - CCI

Report Quarter: Q1 FY2020

<b>Provider/Program Name: Little Debbie's Second Chance Home, Inc. - dba Ida's Cove III (5111) - CCI</b>				
994 Millard Road, Stone Mountain, GA 30088		Quarterly Scores (Grades)		Current Quarter Score (Grade)
Phone: 404-296-1311		Q1: 102.21 (A+)	Q2: N/A	<b>102.21% (A+)</b>
Vendor ID# 90547		Q3: N/A	Q4: N/A	
Program Census Information:		# Children in Care During Quarter: 8	# Placements During Quarter: 8	# Children in Care On Last Day: 5
	Avg Performance All CCIs (%)	Provider Performance (%)*	Possible Points (Weight)	Provider Points Earned
<b>OPM Monitoring Reviews</b>				
Annual Comprehensive Reviews	83%	95%	25	23.72
Safety Reviews	86%	85%	15	12.75
<b>Monitoring Sub-Total</b>			<b>40</b>	<b>36.47</b>
<b>CCI Safety Outcomes</b>				
Incidence of Maltreatment	0.00%	No Substantiated Reports	10	10.00
Staff Training/Foundations	96%	77%	5	3.85
Staff Safety Checks	87%	85%	5	4.25
<b>Safety Sub-Total</b>			<b>20</b>	<b>18.10</b>
<b>CCI Permanency Outcomes</b>				
Placement Stability	89%	88%	15	13.20
<b>Permanency Sub-Total</b>			<b>15</b>	<b>13.20</b>
<b>CCI Well-Being Outcomes</b>				
EPSDT Medical Visits	92%	100%	4	4.00
EPSDT Dental Visits	85%	100%	4	4.00
Academic Supports	74%	100%	3	3.00
Provider ECEM Visits	76%	92%	7	6.44
Provider General Contacts	76%	100%	7	7.00
Placements with Siblings	38%	0%	Not Scored	Not Scored
Placements within Legal County	14%	33%	Not Scored	Not Scored
<b>Well-Being Sub-Total</b>			<b>25</b>	<b>24.44</b>
*Performance calculation descriptions can be found in the FY 2019 RBWO PBP Measurements and Standards Guide.				

<b>Monitoring &amp; Outcomes: Possible Points = 100</b>		<b>Points Earned = 92.21</b>	
<b>Score Before Incentives Credit</b>			<b>92.21%</b>
<b>Incentives Awarded</b>			<b>10.00 pts</b>
<b>PBP Verification</b>			<b>N/A pts</b>
<b>Total Score</b>			<b>102.21%</b>



**DHS, DFCS, Office of Provider Management**  
**Performance-Based Placement Measures**  
**RBWO Provider GA+SCORECARD - CCI**



**Report Quarter: Q1 FY2020**

**Provider/Program Name: Little Debbie's Second Chance Home, Inc. - dba Ida's Cove III (5111) - CCI**

Program Census Information:		# Children in Care During Quarter: 8	# Placements During Quarter: 8	# Children in Care On Last Day: 5
CCI Incentive Credits	Avg Performance All CCIs (Points)	Provider Performance (%)*	Possible Points (Weight)	Provider Points Earned
Early EPSDT Medical Visits		100%	2	2.00
Early EPSDT Dental Visits		67%	2	1.34
Permanency Contacts		None Planned	5	
Additional Academic Supports		46%	2	0.92
HS Grad/GED/Prof or Trade Certificate/College		N/A	10/5/5/1	
EYSS Agreement		Not Eligible	5	
Community Connections		0%	4	0.00
Active Agency Accreditation		50%	4	2.00
Staff Clinical Licensure		0%	5	0.00
Behavior Management (threshold = 0)		100%	4	4.00
<b>Incentives Total</b>	<b>7.78</b>			<b>10.26</b>
Maximum total combined incentive credit allowed is 10 points.			<b>Incentives Awarded</b>	<b>10.00</b>

\*Performance calculation descriptions can be found in the FY 2019 RBWO PBP Measurements and Standards Guide.

### Child Protective Services Investigations and Dispositions

The following investigations data, which is not used for scoring but is considered significant to a provider's performance, is from Georgia SHINES and is not considered final or complete until the end of the fiscal year.

Total Reports:	0
Number Screened In:	0
Number Screened Out:	0
Number Substantiated:	0
Number Unsubstantiated:	0
Number Active CPS Investigations:	0



DHS, DFCS, Office of Provider Management

## Performance-Based Placement Measures

### RBWO Provider GA+SCORECARD - CCI



Report Quarter: Q1 FY2020

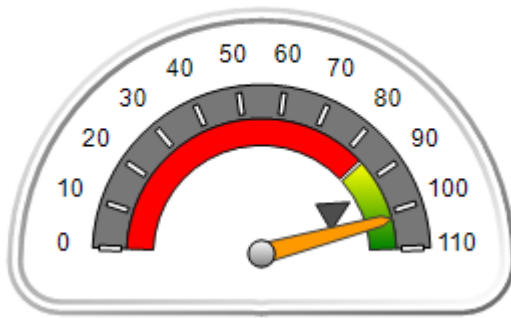
**Provider/Program Name: Little Debbie's Second Chance Home, Inc. - DePauw (5207) - CCI**

4098 DePauw Way, Decatur, GA 30034	Quarterly Scores (Grades)		Current Quarter Score (Grade)
Phone: 404-296-1311	Q1: 101.81 (A+)	Q2: N/A	<b>101.81% (A+)</b>
Vendor ID# 133660	Q3: N/A	Q4: N/A	
Program Census Information:	# Children in Care During Quarter: 7	# Placements During Quarter: 7	# Children in Care On Last Day: 4

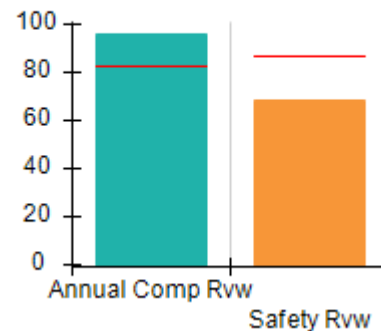
### Quarterly Provider Comparisons to All CCIs

▼ indicates average for all CCIs

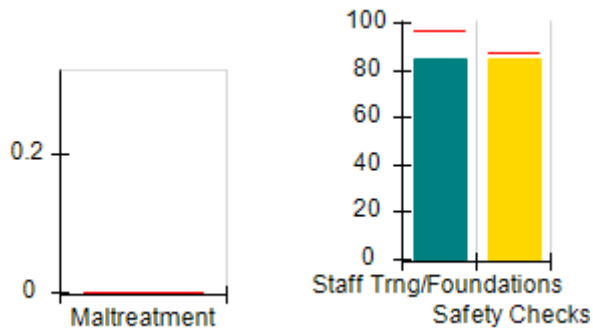
Overall Score (%)



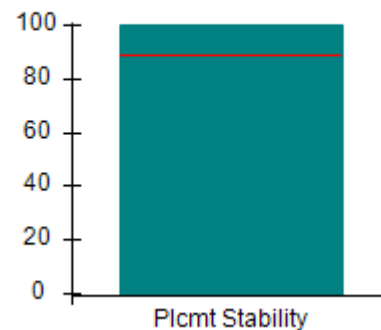
OPM Monitoring Reviews (%)



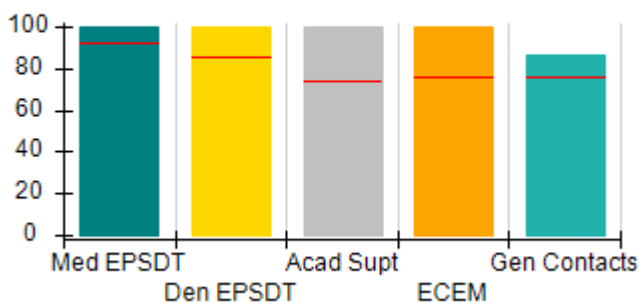
Safety Outcomes (%)



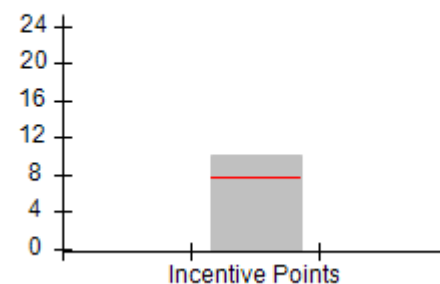
Permanency Outcomes (%)



Well-Being Outcomes (%)



Incentives Earned (Points)







## Performance-Based Placement Measures

### RBWO Provider GA+SCORECARD - CCI

Report Quarter: Q1 FY2020

<b>Provider/Program Name: Little Debbie's Second Chance Home, Inc. - DePauw (5207) - CCI</b>				
4098 DePauw Way, Decatur, GA 30034		Quarterly Scores (Grades)		Current Quarter Score (Grade)
Phone: 404-296-1311		Q1: 101.81 (A+)	Q2: N/A	<b>101.81% (A+)</b>
Vendor ID# 133660		Q3: N/A	Q4: N/A	
Program Census Information:		# Children in Care During Quarter: 7	# Placements During Quarter: 7	# Children in Care On Last Day: 4
	Avg Performance All CCIs (%)	Provider Performance (%)*	Possible Points (Weight)	Provider Points Earned
<b>OPM Monitoring Reviews</b>				
Annual Comprehensive Reviews	83%	96%	25	24.04
Safety Reviews	86%	68%	15	10.25
<b>Monitoring Sub-Total</b>			<b>40</b>	<b>34.29</b>
<b>CCI Safety Outcomes</b>				
Incidence of Maltreatment	0.00%	No Substantiated Reports	10	10.00
Staff Training/Foundations	96%	85%	5	4.25
Staff Safety Checks	87%	85%	5	4.25
<b>Safety Sub-Total</b>			<b>20</b>	<b>18.50</b>
<b>CCI Permanency Outcomes</b>				
Placement Stability	89%	100%	15	15.00
<b>Permanency Sub-Total</b>			<b>15</b>	<b>15.00</b>
<b>CCI Well-Being Outcomes</b>				
EPSDT Medical Visits	92%	100%	4	4.00
EPSDT Dental Visits	85%	100%	4	4.00
Academic Supports	74%	100%	3	3.00
Provider ECEM Visits	76%	100%	7	7.00
Provider General Contacts	76%	86%	7	6.02
Placements with Siblings	38%	0%	Not Scored	Not Scored
Placements within Legal County	14%	0%	Not Scored	Not Scored
<b>Well-Being Sub-Total</b>			<b>25</b>	<b>24.02</b>
*Performance calculation descriptions can be found in the FY 2019 RBWO PBP Measurements and Standards Guide.				

<b>Monitoring &amp; Outcomes: Possible Points = 100</b>	<b>Points Earned = 91.81</b>
<b>Score Before Incentives Credit</b>	<b>91.81%</b>
<b>Incentives Awarded</b>	<b>10.00 pts</b>
<b>PBP Verification</b>	<b>N/A pts</b>
<b>Total Score</b>	<b>101.81%</b>



**DHS, DFCS, Office of Provider Management**  
**Performance-Based Placement Measures**  
**RBWO Provider GA+SCORECARD - CCI**



**Report Quarter: Q1 FY2020**

**Provider/Program Name: Little Debbie's Second Chance Home, Inc. - DePauw (5207) - CCI**

Program Census Information:		# Children in Care During Quarter: 7	# Placements During Quarter: 7	# Children in Care On Last Day: 4
CCI Incentive Credits	Avg Performance All CCIs (Points)	Provider Performance (%)*	Possible Points (Weight)	Provider Points Earned
Early EPSDT Medical Visits		Not Eligible	2	
Early EPSDT Dental Visits		100%	2	2.00
Permanency Contacts		None Planned	5	
Additional Academic Supports		100%	2	2.00
HS Grad/GED/Prof or Trade Certificate/College		N/A	10/5/5/1	
EYSS Agreement		Not Eligible	5	
Community Connections		0%	4	0.00
Active Agency Accreditation		50%	4	2.00
Staff Clinical Licensure		0%	5	0.00
Behavior Management (threshold = 0)		100%	4	4.00
<b>Incentives Total</b>	<b>7.78</b>			<b>10.00</b>
Maximum total combined incentive credit allowed is 10 points.			<b>Incentives Awarded</b>	<b>10.00</b>

\*Performance calculation descriptions can be found in the FY 2019 RBWO PBP Measurements and Standards Guide.

### Child Protective Services Investigations and Dispositions

The following investigations data, which is not used for scoring but is considered significant to a provider's performance, is from Georgia SHINES and is not considered final or complete until the end of the fiscal year.

Total Reports:	0	
Number Screened In:	0	
Number Screened Out:	0	
Number Substantiated:	0	
Number Unsubstantiated:	0	
Number Active CPS Investigations:	0	



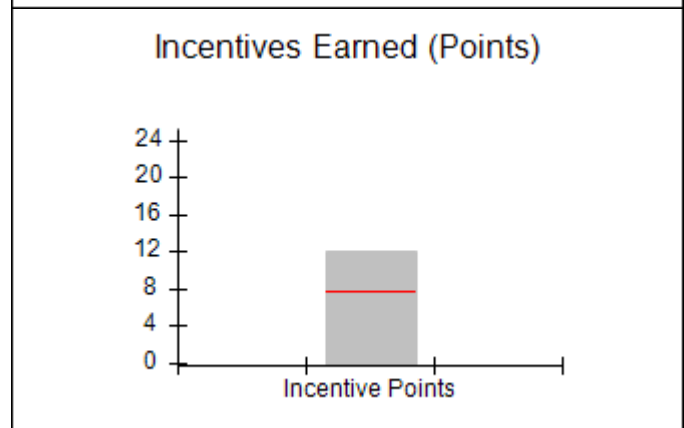
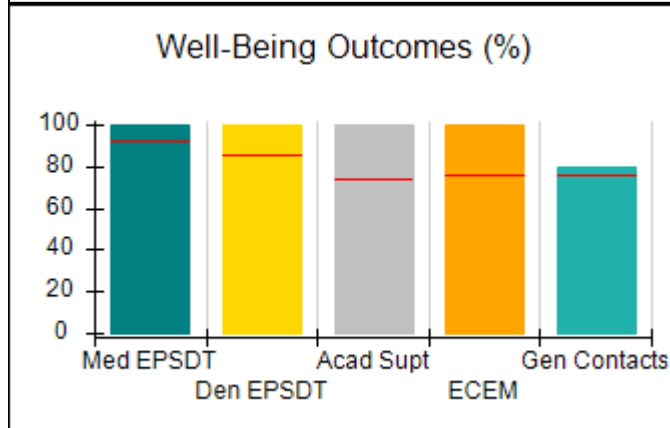
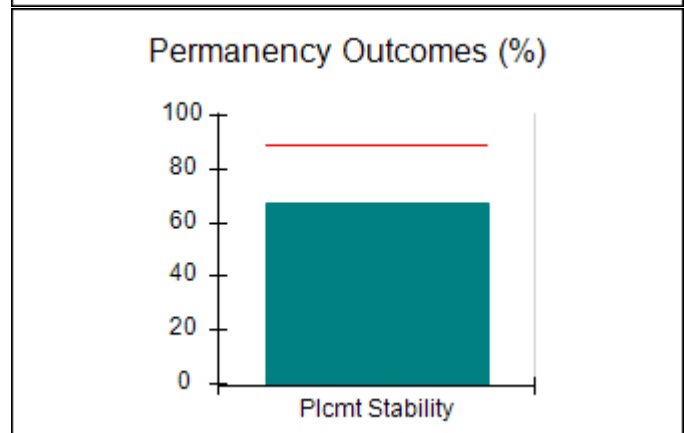
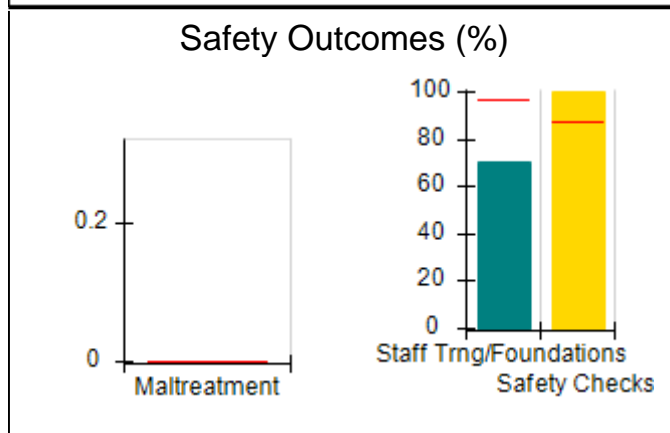
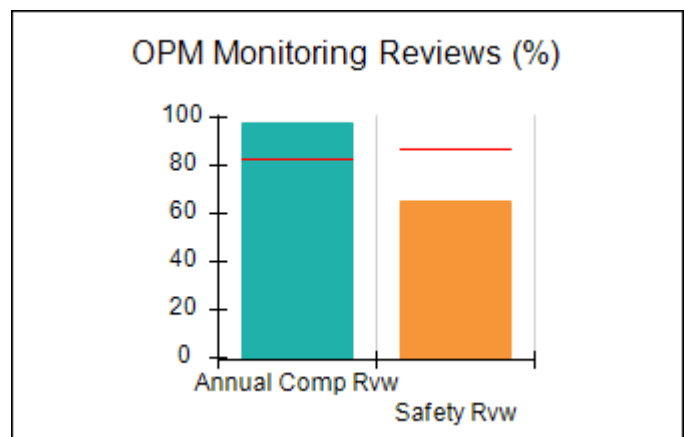
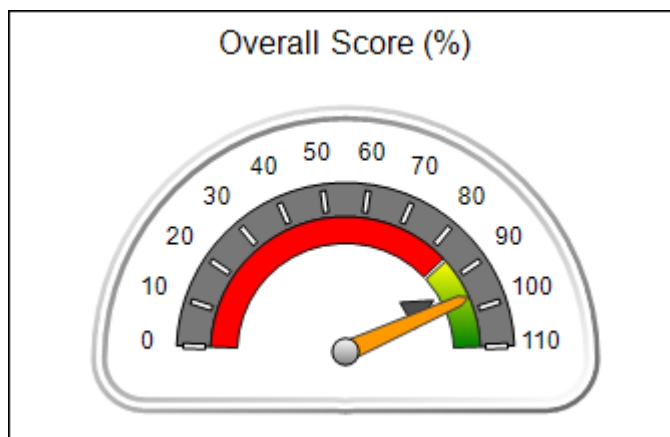
**DHS, DFCS, Office of Provider Management**  
**Performance-Based Placement Measures**  
**RBWO Provider GA+SCORECARD - CCI**



**Report Quarter: Q1 FY2020**

<b>Provider/Program Name: Little Debbie's Second Chance Home, Inc. - Ellenwood (966) - CCI</b>			
<b>4001 Weelaunee Road, Ellenwood, GA 30294</b>	<b>Quarterly Scores (Grades)</b>		<b>Current Quarter Score (Grade)</b>
<b>Phone: 404-296-1311</b>	<b>Q1: 96.26 (A)</b>	<b>Q2: N/A</b>	<b>96.26% (A)</b>
<b>Vendor ID# 100782</b>	<b>Q3: N/A</b>	<b>Q4: N/A</b>	
<b>Program Census Information:</b>	<b># Children in Care During Quarter: 6</b>	<b># Placements During Quarter: 6</b>	<b># Children in Care On Last Day: 4</b>
<b>Quarterly Provider Comparisons to All CCIs</b>			

▼ — indicates average for all CCIs





# Performance-Based Placement Measures

## RBWO Provider GA+SCORECARD - CCI

Report Quarter: Q1 FY2020

**Provider/Program Name: Little Debbie's Second Chance Home, Inc. - Ellenwood (966) - CCI**

4001 Weelaunee Road, Ellenwood, GA 30294		Quarterly Scores (Grades)		Current Quarter Score (Grade)
Phone: 404-296-1311		Q1: 96.26 (A)	Q2: N/A	96.26% (A)
Vendor ID# 100782		Q3: N/A	Q4: N/A	
Program Census Information:		# Children in Care During Quarter: 6	# Placements During Quarter: 6	# Children in Care On Last Day: 4
	Avg Performance All CCIs (%)	Provider Performance (%)*	Possible Points (Weight)	Provider Points Earned
<b>OPM Monitoring Reviews</b>				
Annual Comprehensive Reviews	83%	97%	25	24.36
Safety Reviews	86%	65%	15	9.75
<b>Monitoring Sub-Total</b>			<b>40</b>	<b>34.11</b>
<b>CCI Safety Outcomes</b>				
Incidence of Maltreatment	0.00%	No Substantiated Reports	10	10.00
Staff Training/Foundations	96%	70%	5	3.50
Staff Safety Checks	87%	100%	5	5.00
<b>Safety Sub-Total</b>			<b>20</b>	<b>18.50</b>
<b>CCI Permanency Outcomes</b>				
Placement Stability	89%	67%	15	10.05
<b>Permanency Sub-Total</b>			<b>15</b>	<b>10.05</b>
<b>CCI Well-Being Outcomes</b>				
EPSDT Medical Visits	92%	100%	4	4.00
EPSDT Dental Visits	85%	100%	4	4.00
Academic Supports	74%	100%	3	3.00
Provider ECEM Visits	76%	100%	7	7.00
Provider General Contacts	76%	80%	7	5.60
Placements with Siblings	38%	0%	Not Scored	Not Scored
Placements within Legal County	14%	0%	Not Scored	Not Scored
<b>Well-Being Sub-Total</b>			<b>25</b>	<b>23.60</b>

\*Performance calculation descriptions can be found in the FY 2019 RBWO PBP Measurements and Standards Guide.

<b>Monitoring &amp; Outcomes: Possible Points = 100</b>		<b>Points Earned = 86.26</b>	
<b>Score Before Incentives Credit</b>			<b>86.26%</b>
<b>Incentives Awarded</b>			<b>10.00 pts</b>
<b>PBP Verification</b>			<b>N/A pts</b>
<b>Total Score</b>			<b>96.26%</b>



DHS, DFCS, Office of Provider Management  
**Performance-Based Placement Measures**  
**RBWO Provider GA+SCORECARD - CCI**



Report Quarter: Q1 FY2020

**Provider/Program Name: Little Debbie's Second Chance Home, Inc. - Ellenwood (966) - CCI**

Program Census Information:		# Children in Care During Quarter: 6	# Placements During Quarter: 6	# Children in Care On Last Day: 4
CCI Incentive Credits	Avg Performance All CCIs (Points)	Provider Performance (%)*	Possible Points (Weight)	Provider Points Earned
Early EPSDT Medical Visits		100%	2	2.00
Early EPSDT Dental Visits		100%	2	2.00
Permanency Contacts		None Planned	5	
Additional Academic Supports		100%	2	2.00
HS Grad/GED/Prof or Trade Certificate/College		N/A	10/5/5/1	
EYSS Agreement		Not Eligible	5	
Community Connections		Not Eligible	4	
Active Agency Accreditation		50%	4	2.00
Staff Clinical Licensure		0%	5	0.00
Behavior Management (threshold = 0)		100%	4	4.00
<b>Incentives Total</b>	<b>7.78</b>			<b>12.00</b>
Maximum total combined incentive credit allowed is 10 points.			<b>Incentives Awarded</b>	<b>10.00</b>

\*Performance calculation descriptions can be found in the FY 2019 RBWO PBP Measurements and Standards Guide.

**Child Protective Services Investigations and Dispositions**

The following investigations data, which is not used for scoring but is considered significant to a provider's performance, is from Georgia SHINES and is not considered final or complete until the end of the fiscal year.

Total Reports:	0
Number Screened In:	0
Number Screened Out:	0
Number Substantiated:	0
Number Unsubstantiated:	0
Number Active CPS Investigations:	0



DHS, DFCS, Office of Provider Management

## Performance-Based Placement Measures

### RBWO Provider GA+SCORECARD - CCI



Report Quarter: Q1 FY2020

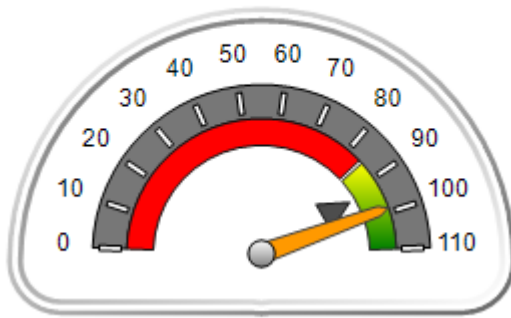
**Provider/Program Name: Little Debbie's Second Chance Home, Inc. - Flakes Mill (5234) - CCI**

4078 Flakes Mill Road, Decatur, GA 30034	Quarterly Scores (Grades)		Current Quarter Score (Grade)
Phone: 404-296-1311	Q1: 98.85 (A+)	Q2: N/A	<b>98.85%</b> <b>(A+)</b>
Vendor ID# 122816	Q3: N/A	Q4: N/A	
Program Census Information:	# Children in Care During Quarter: 10	# Placements During Quarter: 10	# Children in Care On Last Day: 4

### Quarterly Provider Comparisons to All CCIs

▼ — indicates average for all CCIs

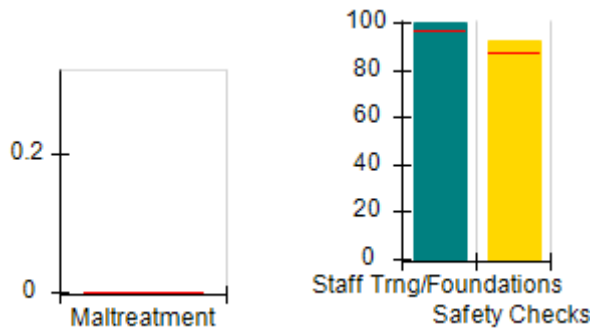
Overall Score (%)



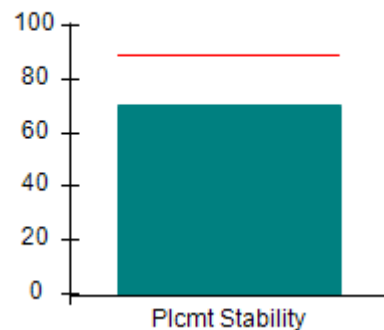
OPM Monitoring Reviews (%)



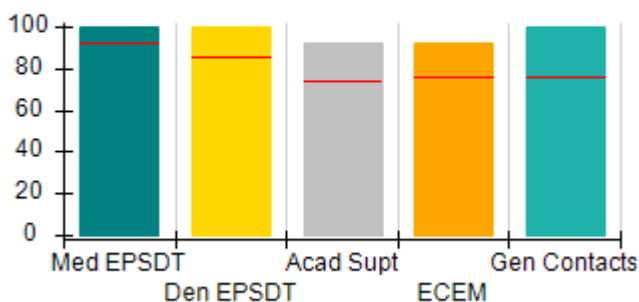
Safety Outcomes (%)



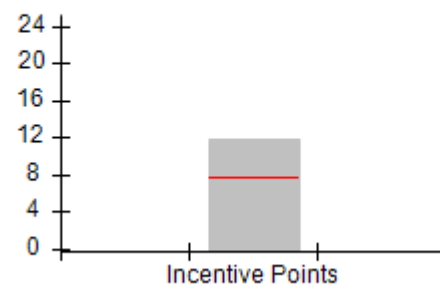
Permanency Outcomes (%)



Well-Being Outcomes (%)



Incentives Earned (Points)





DHS, DFCS, Office of Provider Management  
**Performance-Based Placement Measures**  
**RBWO Provider GA+SCORECARD - CCI**



Report Quarter: Q1 FY2020

**Provider/Program Name: Little Debbie's Second Chance Home, Inc. - Flakes Mill (5234) - CCI**

4078 Flakes Mill Road, Decatur, GA 30034	Quarterly Scores (Grades)		Current Quarter Score (Grade)
Phone: 404-296-1311	Q1: 98.85 (A+)	Q2: N/A	<b>98.85% (A+)</b>
Vendor ID# 122816	Q3: N/A	Q4: N/A	

Program Census Information:	# Children in Care During Quarter: 10	# Placements During Quarter: 10	# Children in Care On Last Day: 4
-----------------------------	---------------------------------------	---------------------------------	-----------------------------------

	Avg Performance All CCIs (%)	Provider Performance (%)*	Possible Points (Weight)	Provider Points Earned
--	------------------------------	---------------------------	--------------------------	------------------------

**OPM Monitoring Reviews**

Annual Comprehensive Reviews	83%	94%	25	23.55
Safety Reviews	86%	73%	15	11.00
<b>Monitoring Sub-Total</b>			<b>40</b>	<b>34.55</b>

**CCI Safety Outcomes**

Incidence of Maltreatment	0.00%	No Substantiated Reports	10	10.00
Staff Training/Foundations	96%	100%	5	5.00
Staff Safety Checks	87%	92%	5	4.60
<b>Safety Sub-Total</b>			<b>20</b>	<b>19.60</b>

**CCI Permanency Outcomes**

Placement Stability	89%	70%	15	10.50
<b>Permanency Sub-Total</b>			<b>15</b>	<b>10.50</b>

**CCI Well-Being Outcomes**

EPSDT Medical Visits	92%	100%	4	4.00
EPSDT Dental Visits	85%	100%	4	4.00
Academic Supports	74%	92%	3	2.76
Provider ECEM Visits	76%	92%	7	6.44
Provider General Contacts	76%	100%	7	7.00
Placements with Siblings	38%	0%	Not Scored	Not Scored
Placements within Legal County	14%	0%	Not Scored	Not Scored
<b>Well-Being Sub-Total</b>			<b>25</b>	<b>24.20</b>

\*Performance calculation descriptions can be found in the FY 2019 RBWO PBP Measurements and Standards Guide.

<b>Monitoring &amp; Outcomes: Possible Points = 100</b>	<b>Points Earned = 88.85</b>
<b>Score Before Incentives Credit</b>	<b>88.85%</b>
<b>Incentives Awarded</b>	<b>10.00 pts</b>
<b>PBP Verification</b>	<b>N/A pts</b>
<b>Total Score</b>	<b>98.85%</b>



**DHS, DFCS, Office of Provider Management**  
**Performance-Based Placement Measures**  
**RBWO Provider GA+SCORECARD - CCI**



**Report Quarter: Q1 FY2020**

**Provider/Program Name: Little Debbie's Second Chance Home, Inc. - Flakes Mill (5234) - CCI**

Program Census Information:		# Children in Care During Quarter: 10	# Placements During Quarter: 10	# Children in Care On Last Day: 4
CCI Incentive Credits	Avg Performance All CCIs (Points)	Provider Performance (%)*	Possible Points (Weight)	Provider Points Earned
Early EPSDT Medical Visits		100%	2	2.00
Early EPSDT Dental Visits		100%	2	2.00
Permanency Contacts		None Planned	5	
Additional Academic Supports		91%	2	1.82
HS Grad/GED/Prof or Trade Certificate/College		N/A	10/5/5/1	
EYSS Agreement		Not Eligible	5	
Community Connections		Not Eligible	4	
Active Agency Accreditation		50%	4	2.00
Staff Clinical Licensure		0%	5	0.00
Behavior Management (threshold = 0)		100%	4	4.00
<b>Incentives Total</b>	<b>7.78</b>			<b>11.82</b>
Maximum total combined incentive credit allowed is 10 points.			<b>Incentives Awarded</b>	<b>10.00</b>

\*Performance calculation descriptions can be found in the FY 2019 RBWO PBP Measurements and Standards Guide.

**Child Protective Services Investigations and Dispositions**

The following investigations data, which is not used for scoring but is considered significant to a provider's performance, is from Georgia SHINES and is not considered final or complete until the end of the fiscal year.

Total Reports:	0
Number Screened In:	0
Number Screened Out:	0
Number Substantiated:	0
Number Unsubstantiated:	0
Number Active CPS Investigations:	0





DHS, DFCS, Office of Provider Management  
**Performance-Based Placement Measures**  
**RBWO Provider GA+SCORECARD - CCI**



Report Quarter: Q1 FY2020

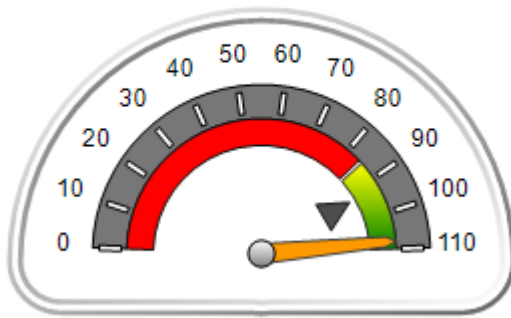
**Provider/Program Name: Little Debbie's Second Chance Home, Inc. - Joseph's Ladder (5133) - CCI**

411 Rays Road, Stone Mountain, GA 30083	Quarterly Scores (Grades)		Current Quarter Score (Grade)
Phone: 404-296-1311	Q1: 107.89 (A+)	Q2: N/A	<b>107.89%</b> <b>(A+)</b>
Vendor ID# 111817	Q3: N/A	Q4: N/A	
Program Census Information:	# Children in Care During Quarter: 6	# Placements During Quarter: 6	# Children in Care On Last Day: 4

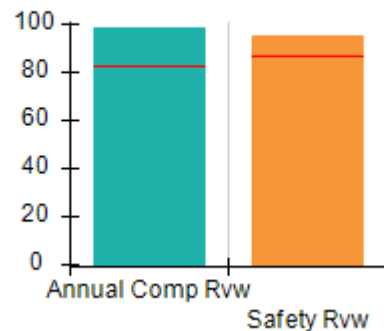
**Quarterly Provider Comparisons to All CCIs**

▼ — indicates average for all CCIs

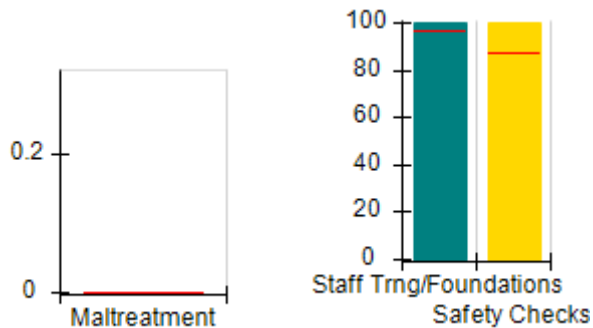
Overall Score (%)



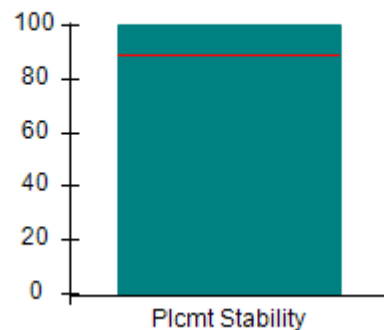
OPM Monitoring Reviews (%)



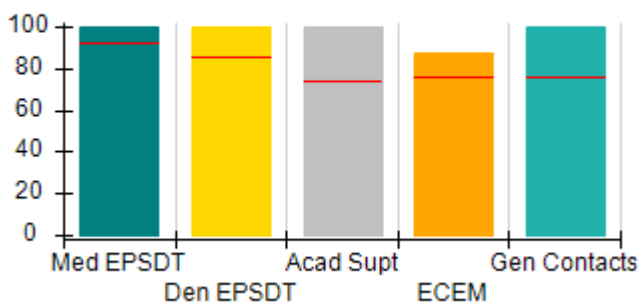
Safety Outcomes (%)



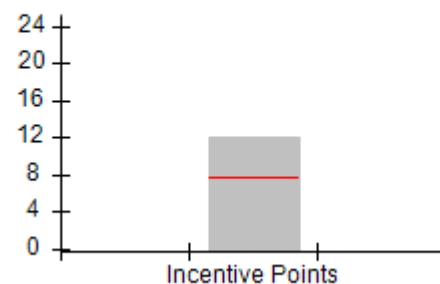
Permanency Outcomes (%)



Well-Being Outcomes (%)



Incentives Earned (Points)





## Performance-Based Placement Measures

### RBWO Provider GA+SCORECARD - CCI

Report Quarter: Q1 FY2020

<b>Provider/Program Name: Little Debbie's Second Chance Home, Inc. - Joseph's Ladder (5133) - CCI</b>				
411 Rays Road, Stone Mountain, GA 30083		Quarterly Scores (Grades)		Current Quarter Score (Grade)
Phone: 404-296-1311		Q1: 107.89 (A+)	Q2: N/A	<b>107.89% (A+)</b>
Vendor ID# 111817		Q3: N/A	Q4: N/A	
Program Census Information:		# Children in Care During Quarter: 6	# Placements During Quarter: 6	# Children in Care On Last Day: 4
	Avg Performance All CCIs (%)	Provider Performance (%)*	Possible Points (Weight)	Provider Points Earned
<b>OPM Monitoring Reviews</b>				
Annual Comprehensive Reviews	83%	98%	25	24.55
Safety Reviews	86%	95%	15	14.25
<b>Monitoring Sub-Total</b>			<b>40</b>	<b>38.80</b>
<b>CCI Safety Outcomes</b>				
Incidence of Maltreatment	0.00%	No Substantiated Reports	10	10.00
Staff Training/Foundations	96%	100%	5	5.00
Staff Safety Checks	87%	100%	5	5.00
<b>Safety Sub-Total</b>			<b>20</b>	<b>20.00</b>
<b>CCI Permanency Outcomes</b>				
Placement Stability	89%	100%	15	15.00
<b>Permanency Sub-Total</b>			<b>15</b>	<b>15.00</b>
<b>CCI Well-Being Outcomes</b>				
EPSDT Medical Visits	92%	100%	4	4.00
EPSDT Dental Visits	85%	100%	4	4.00
Academic Supports	74%	100%	3	3.00
Provider ECEM Visits	76%	87%	7	6.09
Provider General Contacts	76%	100%	7	7.00
Placements with Siblings	38%	Not Eligible	Not Scored	Not Scored
Placements within Legal County	14%	0%	Not Scored	Not Scored
<b>Well-Being Sub-Total</b>			<b>25</b>	<b>24.09</b>
*Performance calculation descriptions can be found in the FY 2019 RBWO PBP Measurements and Standards Guide.				

<b>Monitoring &amp; Outcomes: Possible Points = 100</b>		<b>Points Earned = 97.89</b>	
<b>Score Before Incentives Credit</b>			<b>97.89%</b>
<b>Incentives Awarded</b>			<b>10.00 pts</b>
<b>PBP Verification</b>			<b>N/A pts</b>
<b>Total Score</b>			<b>107.89%</b>



**DHS, DFCS, Office of Provider Management**  
**Performance-Based Placement Measures**  
**RBWO Provider GA+SCORECARD - CCI**



**Report Quarter: Q1 FY2020**

**Provider/Program Name: Little Debbie's Second Chance Home, Inc. - Joseph's Ladder (5133) - CCI**

Program Census Information:		# Children in Care During Quarter: 6	# Placements During Quarter: 6	# Children in Care On Last Day: 4
CCI Incentive Credits	Avg Performance All CCIs (Points)	Provider Performance (%)*	Possible Points (Weight)	Provider Points Earned
Early EPSDT Medical Visits		100%	2	2.00
Early EPSDT Dental Visits		100%	2	2.00
Permanency Contacts		0%	5	0.00
Additional Academic Supports		100%	2	2.00
HS Grad/GED/Prof or Trade Certificate/College		N/A	10/5/5/1	
EYSS Agreement		0%	5	0.00
Community Connections		0%	4	0.00
Active Agency Accreditation		50%	4	2.00
Staff Clinical Licensure		0%	5	0.00
Behavior Management (threshold = 0)		100%	4	4.00
<b>Incentives Total</b>	<b>7.78</b>			<b>12.00</b>
Maximum total combined incentive credit allowed is 10 points.			<b>Incentives Awarded</b>	<b>10.00</b>

\*Performance calculation descriptions can be found in the FY 2019 RBWO PBP Measurements and Standards Guide.

**Child Protective Services Investigations and Dispositions**

The following investigations data, which is not used for scoring but is considered significant to a provider's performance, is from Georgia SHINES and is not considered final or complete until the end of the fiscal year.

Total Reports:	0
Number Screened In:	0
Number Screened Out:	0
Number Substantiated:	0
Number Unsubstantiated:	0
Number Active CPS Investigations:	0



DHS, DFCS, Office of Provider Management

## Performance-Based Placement Measures

### RBWO Provider GA+SCORECARD - CCI



Report Quarter: Q1 FY2020

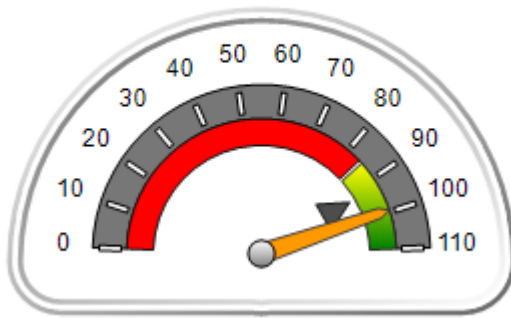
**Provider/Program Name: Little Debbie's Second Chance Home, Inc. - Rocky Run (5228) - CCI**

5107 Rocky Run, Stone Mountain, GA 30088	Quarterly Scores (Grades)		Current Quarter Score (Grade)
Phone: 404-296-1311	Q1: 99.50 (A+)	Q2: N/A	<b>99.50%</b> <b>(A+)</b>
Vendor ID# 144119	Q3: N/A	Q4: N/A	
Program Census Information:	# Children in Care During Quarter: 5	# Placements During Quarter: 5	# Children in Care On Last Day: 4

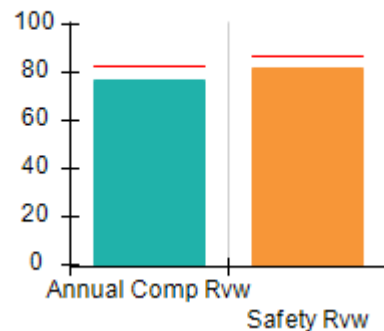
### Quarterly Provider Comparisons to All CCIs

▼ — indicates average for all CCIs

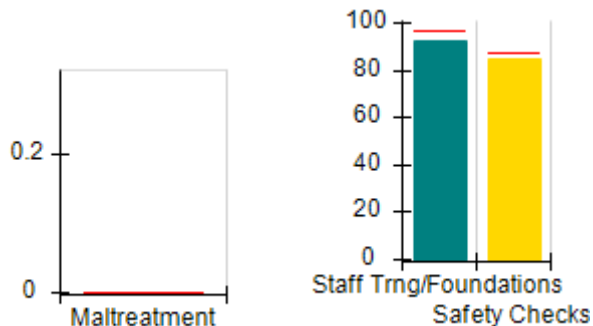
Overall Score (%)



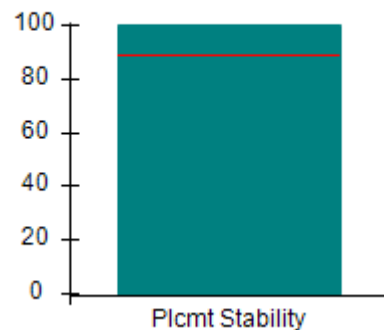
OPM Monitoring Reviews (%)



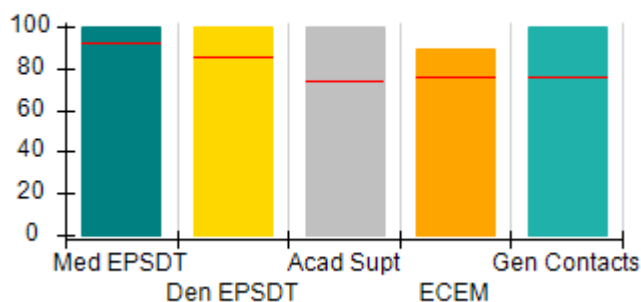
Safety Outcomes (%)



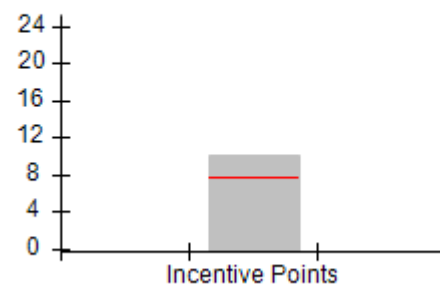
Permanency Outcomes (%)



Well-Being Outcomes (%)



Incentives Earned (Points)





# Performance-Based Placement Measures

## RBWO Provider GA+SCORECARD - CCI

Report Quarter: Q1 FY2020

**Provider/Program Name: Little Debbie's Second Chance Home, Inc. - Rocky Run (5228) - CCI**

5107 Rocky Run, Stone Mountain, GA 30088		Quarterly Scores (Grades)		Current Quarter Score (Grade)
Phone: 404-296-1311		Q1: 99.50 (A+)	Q2: N/A	<b>99.50%</b> <b>(A+)</b>
Vendor ID# 144119		Q3: N/A	Q4: N/A	
Program Census Information:		# Children in Care During Quarter: 5	# Placements During Quarter: 5	# Children in Care On Last Day: 4
	Avg Performance All CCIs (%)	Provider Performance (%)*	Possible Points (Weight)	Provider Points Earned
<b>OPM Monitoring Reviews</b>				
Annual Comprehensive Reviews	83%	77%	25	19.17
Safety Reviews	86%	82%	15	12.25
<b>Monitoring Sub-Total</b>			<b>40</b>	<b>31.42</b>
<b>CCI Safety Outcomes</b>				
Incidence of Maltreatment	0.00%	No Substantiated Reports	10	10.00
Staff Training/Foundations	96%	92%	5	4.60
Staff Safety Checks	87%	85%	5	4.25
<b>Safety Sub-Total</b>			<b>20</b>	<b>18.85</b>
<b>CCI Permanency Outcomes</b>				
Placement Stability	89%	100%	15	15.00
<b>Permanency Sub-Total</b>			<b>15</b>	<b>15.00</b>
<b>CCI Well-Being Outcomes</b>				
EPSDT Medical Visits	92%	100%	4	4.00
EPSDT Dental Visits	85%	100%	4	4.00
Academic Supports	74%	100%	3	3.00
Provider ECEM Visits	76%	89%	7	6.23
Provider General Contacts	76%	100%	7	7.00
Placements with Siblings	38%	Not Eligible	Not Scored	Not Scored
Placements within Legal County	14%	0%	Not Scored	Not Scored
<b>Well-Being Sub-Total</b>			<b>25</b>	<b>24.23</b>

\*Performance calculation descriptions can be found in the FY 2019 RBWO PBP Measurements and Standards Guide.

<b>Monitoring &amp; Outcomes: Possible Points = 100</b>		<b>Points Earned = 89.50</b>	
<b>Score Before Incentives Credit</b>			<b>89.50%</b>
<b>Incentives Awarded</b>			<b>10.00 pts</b>
<b>PBP Verification</b>			<b>N/A pts</b>
<b>Total Score</b>			<b>99.50%</b>



**DHS, DFCS, Office of Provider Management**  
**Performance-Based Placement Measures**  
**RBWO Provider GA+SCORECARD - CCI**



**Report Quarter: Q1 FY2020**

**Provider/Program Name: Little Debbie's Second Chance Home, Inc. - Rocky Run (5228) - CCI**

Program Census Information:		# Children in Care During Quarter: 5	# Placements During Quarter: 5	# Children in Care On Last Day: 4
CCI Incentive Credits	Avg Performance All CCIs (Points)	Provider Performance (%)*	Possible Points (Weight)	Provider Points Earned
Early EPSDT Medical Visits		100%	2	2.00
Early EPSDT Dental Visits		100%	2	2.00
Permanency Contacts		None Planned	5	
Additional Academic Supports		0%	2	0.00
HS Grad/GED/Prof or Trade Certificate/College		N/A	10/5/5/1	
EYSS Agreement		Not Eligible	5	
Community Connections		0%	4	0.00
Active Agency Accreditation		50%	4	2.00
Staff Clinical Licensure		0%	5	0.00
Behavior Management (threshold = 0)		100%	4	4.00
<b>Incentives Total</b>	<b>7.78</b>			<b>10.00</b>
Maximum total combined incentive credit allowed is 10 points.			<b>Incentives Awarded</b>	<b>10.00</b>

\*Performance calculation descriptions can be found in the FY 2019 RBWO PBP Measurements and Standards Guide.

**Child Protective Services Investigations and Dispositions**

The following investigations data, which is not used for scoring but is considered significant to a provider's performance, is from Georgia SHINES and is not considered final or complete until the end of the fiscal year.

Total Reports:	0
Number Screened In:	0
Number Screened Out:	0
Number Substantiated:	0
Number Unsubstantiated:	0
Number Active CPS Investigations:	0



DHS, DFCS, Office of Provider Management

## Performance-Based Placement Measures

### RBWO Provider GA+SCORECARD - CCI



Report Quarter: Q1 FY2020

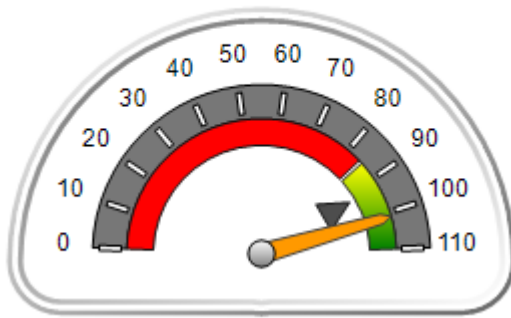
**Provider/Program Name: Little Debbie's Second Chance Home, Inc. - The Cove Maternity Home (5139) - CCI**

2046 Stablewood Cove , Lithonia, GA 30058	Quarterly Scores (Grades)		Current Quarter Score (Grade)
Phone: 770-609-6380	Q1: 101.23 (A+)	Q2: N/A	<b>101.23%</b> <b>(A+)</b>
Vendor ID# 114774	Q3: N/A	Q4: N/A	
Program Census Information:	# Children in Care During Quarter: 3	# Placements During Quarter: 3	# Children in Care On Last Day: 1

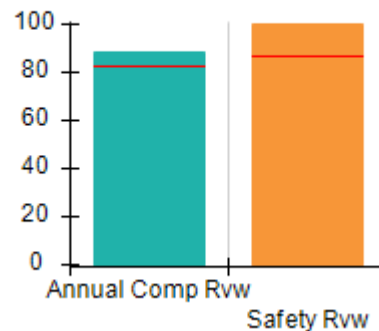
### Quarterly Provider Comparisons to All CCIs

▼ — indicates average for all CCIs

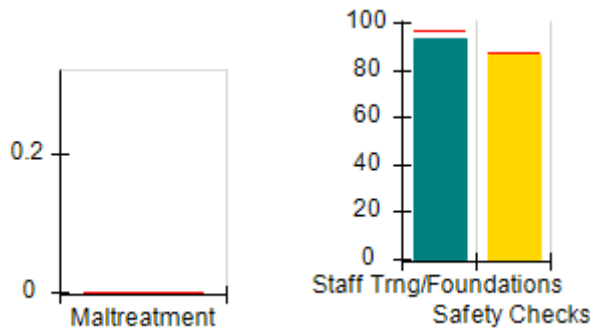
Overall Score (%)



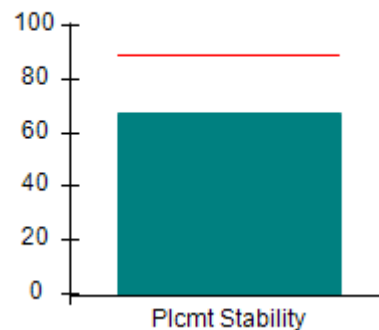
OPM Monitoring Reviews (%)



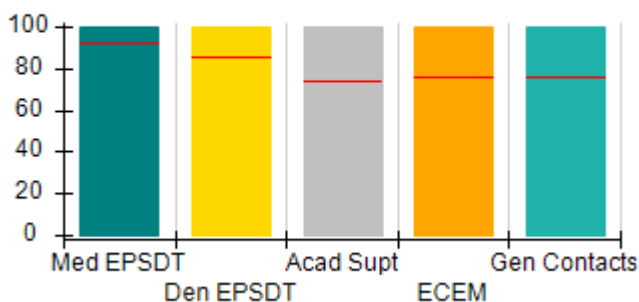
Safety Outcomes (%)



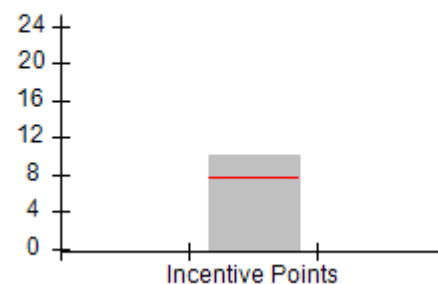
Permanency Outcomes (%)



Well-Being Outcomes (%)



Incentives Earned (Points)





DHS, DFCS, Office of Provider Management  
**Performance-Based Placement Measures**  
**RBWO Provider GA+SCORECARD - CCI**



Report Quarter: Q1 FY2020

**Provider/Program Name: Little Debbie's Second Chance Home, Inc. - The Cove Maternity Home (5139) - CCI**

2046 Stablewood Cove , Lithonia, GA 30058	Quarterly Scores (Grades)		Current Quarter Score (Grade)
Phone: 770-609-6380	Q1: 101.23 (A+)	Q2: N/A	<b>101.23% (A+)</b>
Vendor ID# 114774	Q3: N/A	Q4: N/A	

Program Census Information:	# Children in Care During Quarter: 3	# Placements During Quarter: 3	# Children in Care On Last Day: 1
-----------------------------	--------------------------------------	--------------------------------	-----------------------------------

	Avg Performance All CCIs (%)	Provider Performance (%)*	Possible Points (Weight)	Provider Points Earned
--	------------------------------	---------------------------	--------------------------	------------------------

**OPM Monitoring Reviews**

Annual Comprehensive Reviews	83%	89%	25	22.23
Safety Reviews	86%	100%	15	15.00
<b>Monitoring Sub-Total</b>			<b>40</b>	<b>37.23</b>

**CCI Safety Outcomes**

Incidence of Maltreatment	0.00%	No Substantiated Reports	10	10.00
Staff Training/Foundations	96%	93%	5	4.65
Staff Safety Checks	87%	86%	5	4.30
<b>Safety Sub-Total</b>			<b>20</b>	<b>18.95</b>

**CCI Permanency Outcomes**

Placement Stability	89%	67%	15	10.05
<b>Permanency Sub-Total</b>			<b>15</b>	<b>10.05</b>

**CCI Well-Being Outcomes**

EPSDT Medical Visits	92%	100%	4	4.00
EPSDT Dental Visits	85%	100%	4	4.00
Academic Supports	74%	100%	3	3.00
Provider ECEM Visits	76%	100%	7	7.00
Provider General Contacts	76%	100%	7	7.00
Placements with Siblings	38%	0%	Not Scored	Not Scored
Placements within Legal County	14%	100%	Not Scored	Not Scored
<b>Well-Being Sub-Total</b>			<b>25</b>	<b>25.00</b>

\*Performance calculation descriptions can be found in the FY 2019 RBWO PBP Measurements and Standards Guide.

<b>Monitoring &amp; Outcomes: Possible Points = 100</b>	<b>Points Earned = 91.23</b>
<b>Score Before Incentives Credit</b>	<b>91.23%</b>
<b>Incentives Awarded</b>	<b>10.00 pts</b>
<b>PBP Verification</b>	<b>N/A pts</b>
<b>Total Score</b>	<b>101.23%</b>





**DHS, DFCS, Office of Provider Management**  
**Performance-Based Placement Measures**  
**RBWO Provider GA+SCORECARD - CCI**



**Report Quarter: Q1 FY2020**

**Provider/Program Name: Little Debbie's Second Chance Home, Inc. - The Cove Maternity Home (5139) - CCI**

Program Census Information:		# Children in Care During Quarter: 3	# Placements During Quarter: 3	# Children in Care On Last Day: 1
CCI Incentive Credits	Avg Performance All CCIs (Points)	Provider Performance (%)*	Possible Points (Weight)	Provider Points Earned
Early EPSDT Medical Visits		100%	2	2.00
Early EPSDT Dental Visits		100%	2	2.00
Permanency Contacts		None Planned	5	
Additional Academic Supports		0%	2	0.00
HS Grad/GED/Prof or Trade Certificate/College		N/A	10/5/5/1	
EYSS Agreement		Not Eligible	5	
Community Connections		0%	4	0.00
Active Agency Accreditation		50%	4	2.00
Staff Clinical Licensure		0%	5	0.00
Behavior Management (threshold = 0)		100%	4	4.00
<b>Incentives Total</b>	<b>7.78</b>			<b>10.00</b>
Maximum total combined incentive credit allowed is 10 points.			<b>Incentives Awarded</b>	<b>10.00</b>

\*Performance calculation descriptions can be found in the FY 2019 RBWO PBP Measurements and Standards Guide.

**Child Protective Services Investigations and Dispositions**

The following investigations data, which is not used for scoring but is considered significant to a provider's performance, is from Georgia SHINES and is not considered final or complete until the end of the fiscal year.

Total Reports:	0
Number Screened In:	0
Number Screened Out:	0
Number Substantiated:	0
Number Unsubstantiated:	0
Number Active CPS Investigations:	0



**DHS, DFCS, Office of Provider Management**  
**Performance-Based Placement Measures**  
**RBWO Provider GA+SCORECARD - CCI**



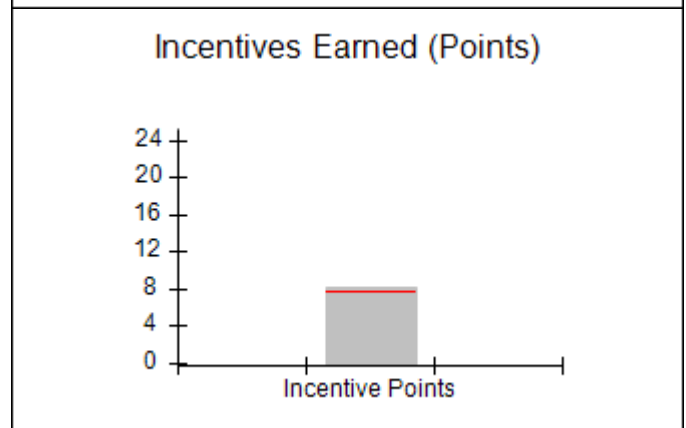
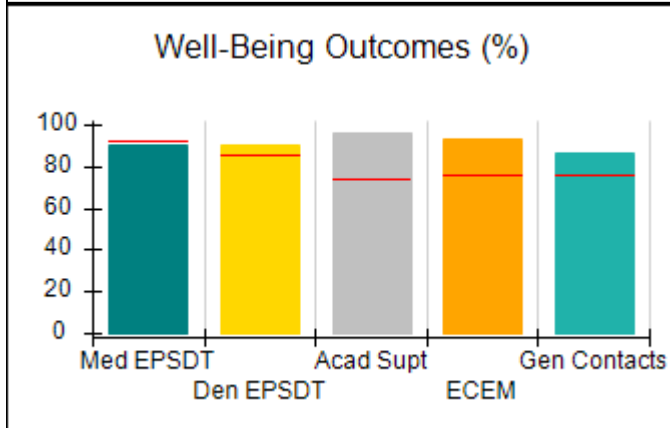
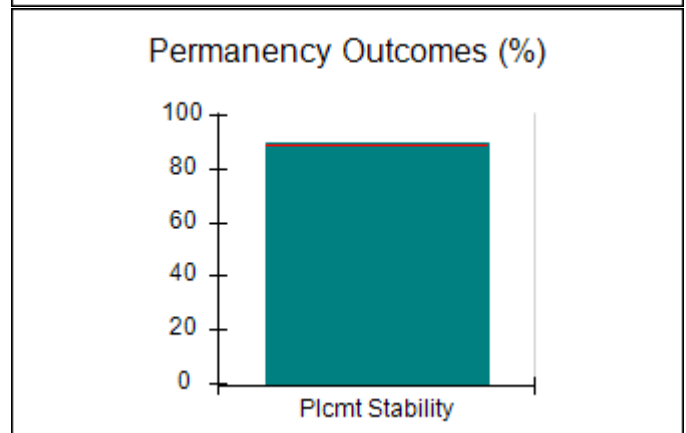
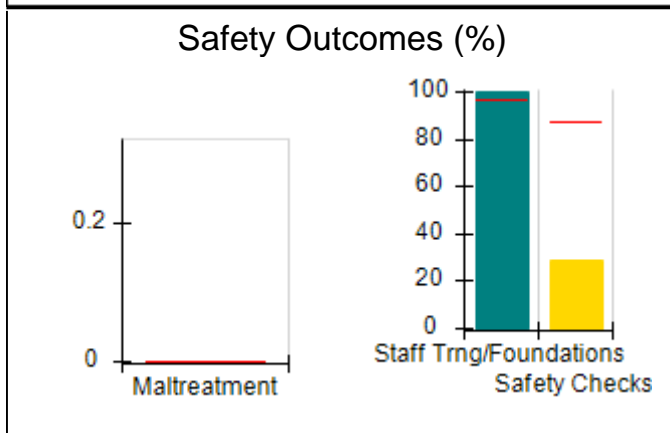
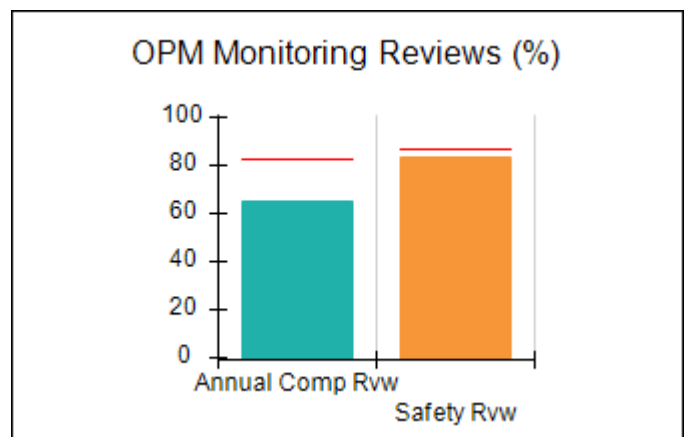
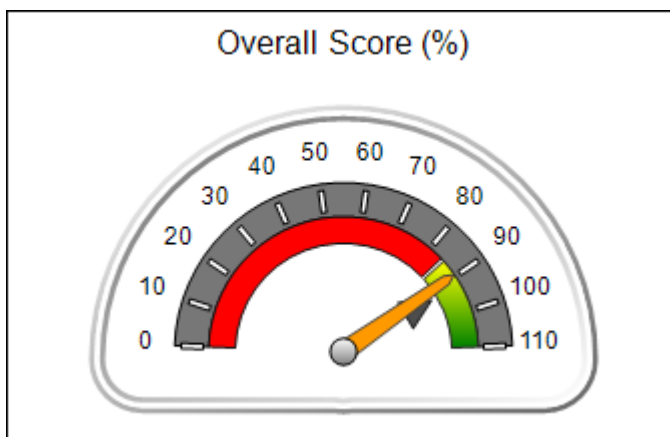
**Report Quarter: Q1 FY2020**

**Provider/Program Name: Macedonia Christian Ministries Inc. - dba Camp David Vision of Hope (5318) - CCI**

585 Macedonia Church Rd., Hamilton, GA 31811	Quarterly Scores (Grades)		Current Quarter Score (Grade)
Phone: 706-628-8934	Q1: 89.49 (B+)	Q2: N/A	<b>89.49%</b> <b>(B+)</b>
Vendor ID# 138557	Q3: N/A	Q4: N/A	
Program Census Information:	# Children in Care During Quarter: 10	# Placements During Quarter: 10	# Children in Care On Last Day: 9

**Quarterly Provider Comparisons to All CCIs**

▼ — indicates average for all CCIs





# Performance-Based Placement Measures

## RBWO Provider GA+SCORECARD - CCI

Report Quarter: Q1 FY2020

**Provider/Program Name: Macedonia Christian Ministries Inc. - dba Camp David Vision of Hope (5318) - CCI**

585 Macedonia Church Rd., Hamilton, GA 31811	Quarterly Scores (Grades)		Current Quarter Score (Grade)
Phone: 706-628-8934	Q1: 89.49 (B+)	Q2: N/A	<b>89.49%</b> <b>(B+)</b>
Vendor ID# 138557	Q3: N/A	Q4: N/A	

Program Census Information:	# Children in Care During Quarter: 10	# Placements During Quarter: 10	# Children in Care On Last Day: 9
-----------------------------	---------------------------------------	---------------------------------	-----------------------------------

	Avg Performance All CCIs (%)	Provider Performance (%)*	Possible Points (Weight)	Provider Points Earned
--	------------------------------	---------------------------	--------------------------	------------------------

**OPM Monitoring Reviews**

Annual Comprehensive Reviews	83%	65%	25	16.23
Safety Reviews	86%	83%	15	12.50
<b>Monitoring Sub-Total</b>			<b>40</b>	<b>28.73</b>

**CCI Safety Outcomes**

Incidence of Maltreatment	0.00%	No Substantiated Reports	10	10.00
Staff Training/Foundations	96%	100%	5	5.00
Staff Safety Checks	87%	29%	5	1.45
<b>Safety Sub-Total</b>			<b>20</b>	<b>16.45</b>

**CCI Permanency Outcomes**

Placement Stability	89%	90%	15	13.50
<b>Permanency Sub-Total</b>			<b>15</b>	<b>13.50</b>

**CCI Well-Being Outcomes**

EPSDT Medical Visits	92%	90%	4	3.60
EPSDT Dental Visits	85%	90%	4	3.60
Academic Supports	74%	96%	3	2.88
Provider ECEM Visits	76%	93%	7	6.51
Provider General Contacts	76%	86%	7	6.02
Placements with Siblings	38%	0%	Not Scored	Not Scored
Placements within Legal County	14%	0%	Not Scored	Not Scored
<b>Well-Being Sub-Total</b>			<b>25</b>	<b>22.61</b>

\*Performance calculation descriptions can be found in the FY 2019 RBWO PBP Measurements and Standards Guide.

<b>Monitoring &amp; Outcomes: Possible Points = 100</b>	<b>Points Earned = 81.29</b>
<b>Score Before Incentives Credit</b>	<b>81.29%</b>
<b>Incentives Awarded</b>	<b>8.20 pts</b>
<b>PBP Verification</b>	<b>N/A pts</b>
<b>Total Score</b>	<b>89.49%</b>



DHS, DFCS, Office of Provider Management  
**Performance-Based Placement Measures**  
**RBWO Provider GA+SCORECARD - CCI**



Report Quarter: Q1 FY2020

**Provider/Program Name: Macedonia Christian Ministries Inc. - dba Camp David Vision of Hope (5318) - CCI**

Program Census Information:		# Children in Care During Quarter: 10	# Placements During Quarter: 10	# Children in Care On Last Day: 9
CCI Incentive Credits	Avg Performance All CCIs (Points)	Provider Performance (%)*	Possible Points (Weight)	Provider Points Earned
Early EPSDT Medical Visits		67%	2	1.34
Early EPSDT Dental Visits		80%	2	1.60
Permanency Contacts		0%	5	0.00
Additional Academic Supports		63%	2	1.26
HS Grad/GED/Prof or Trade Certificate/College		N/A	10/5/5/1	
EYSS Agreement		Not Eligible	5	
Community Connections		0%	4	0.00
Active Agency Accreditation		0%	4	0.00
Staff Clinical Licensure		0%	5	0.00
Behavior Management (threshold = 0)		100%	4	4.00
<b>Incentives Total</b>	<b>7.78</b>			<b>8.20</b>
Maximum total combined incentive credit allowed is 10 points.			<b>Incentives Awarded</b>	<b>8.20</b>

\*Performance calculation descriptions can be found in the FY 2019 RBWO PBP Measurements and Standards Guide.

**Child Protective Services Investigations and Dispositions**

The following investigations data, which is not used for scoring but is considered significant to a provider's performance, is from Georgia SHINES and is not considered final or complete until the end of the fiscal year.

Total Reports:	0	
Number Screened In:	0	
Number Screened Out:	0	
Number Substantiated:	0	
Number Unsubstantiated:	0	
Number Active CPS Investigations:	0	



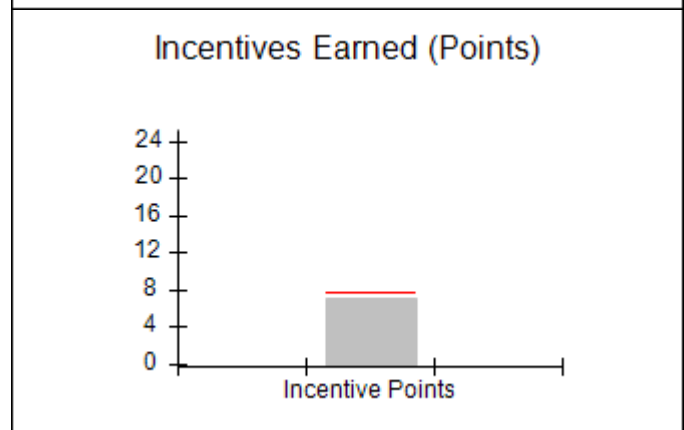
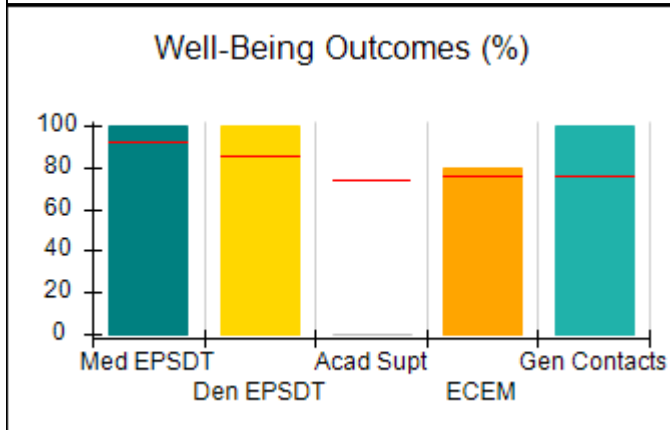
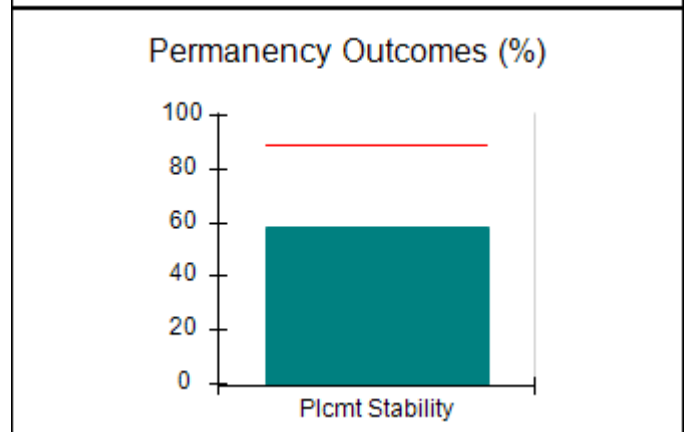
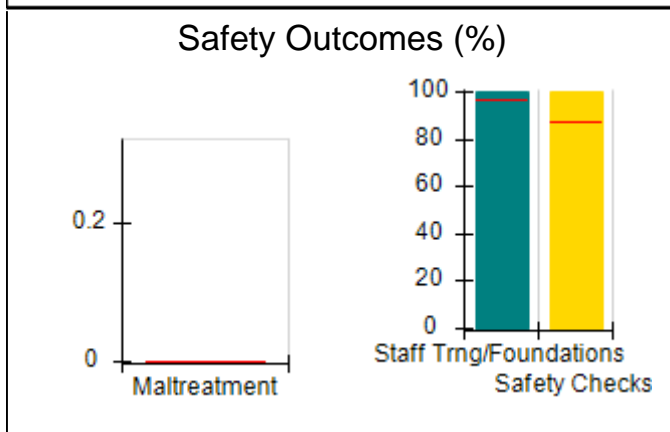
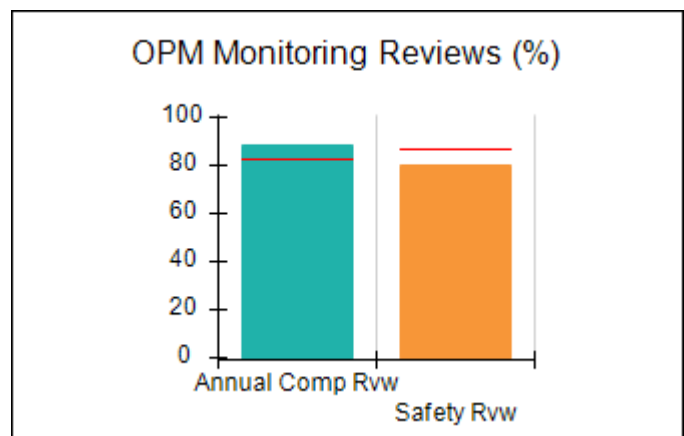
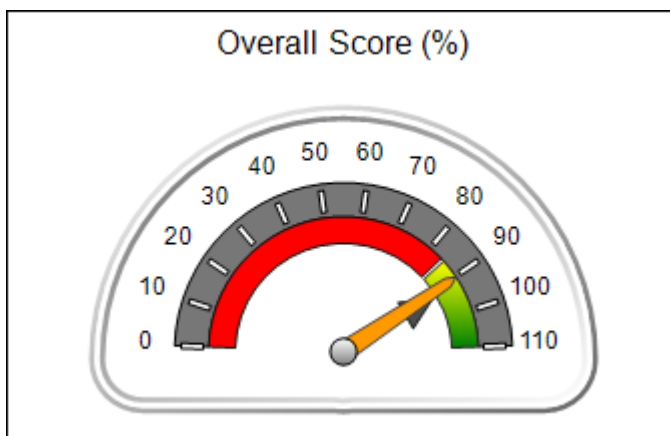
**DHS, DFCS, Office of Provider Management**  
**Performance-Based Placement Measures**  
**RBWO Provider GA+SCORECARD - CCI**



**Report Quarter: Q1 FY2020**

<b>Provider/Program Name: Marcella's Community Safe House - (5173) - CCI</b>			
<b>1286 Shuman Road, Statesboro, GA 30461</b>	<b>Quarterly Scores (Grades)</b>		<b>Current Quarter Score (Grade)</b>
<b>Phone: 912-587-9560</b>	<b>Q1: 90.36 (A-)</b>	<b>Q2: N/A</b>	<b>90.36% (A-)</b>
<b>Vendor ID# 121477</b>	<b>Q3: N/A</b>	<b>Q4: N/A</b>	
<b>Program Census Information:</b>	<b># Children in Care During Quarter: 12</b>	<b># Placements During Quarter: 12</b>	<b># Children in Care On Last Day: 3</b>
<b>Quarterly Provider Comparisons to All CCIs</b>			

▼ — indicates average for all CCIs





DHS, DFCS, Office of Provider Management  
**Performance-Based Placement Measures**  
**RBWO Provider GA+SCORECARD - CCI**  
 Report Quarter: Q1 FY2020



<b>Provider/Program Name: Marcella's Community Safe House - (5173) - CCI</b>				
1286 Shuman Road, Statesboro, GA 30461		Quarterly Scores (Grades)		Current Quarter Score (Grade)
Phone: 912-587-9560		Q1: 90.36 (A-)	Q2: N/A	<b>90.36%</b> <b>(A-)</b>
Vendor ID# 121477		Q3: N/A	Q4: N/A	
Program Census Information:		# Children in Care During Quarter: 12	# Placements During Quarter: 12	# Children in Care On Last Day: 3
	Avg Performance All CCIs (%)	Provider Performance (%)*	Possible Points (Weight)	Provider Points Earned
<b>OPM Monitoring Reviews</b>				
Annual Comprehensive Reviews	83%	88%	25	22.06
Safety Reviews	86%	80%	15	12.00
<b>Monitoring Sub-Total</b>			<b>40</b>	<b>34.06</b>
<b>CCI Safety Outcomes</b>				
Incidence of Maltreatment	0.00%	No Substantiated Reports	10	10.00
Staff Training/Foundations	96%	100%	5	5.00
Staff Safety Checks	87%	100%	5	5.00
<b>Safety Sub-Total</b>			<b>20</b>	<b>20.00</b>
<b>CCI Permanency Outcomes</b>				
Placement Stability	89%	58%	15	8.70
<b>Permanency Sub-Total</b>			<b>15</b>	<b>8.70</b>
<b>CCI Well-Being Outcomes</b>				
EPSDT Medical Visits	92%	100%	4	4.00
EPSDT Dental Visits	85%	100%	4	4.00
Academic Supports	74%	0%	3	0.00
Provider ECEM Visits	76%	80%	7	5.60
Provider General Contacts	76%	100%	7	7.00
Placements with Siblings	38%	Not Eligible	Not Scored	Not Scored
Placements within Legal County	14%	0%	Not Scored	Not Scored
<b>Well-Being Sub-Total</b>			<b>25</b>	<b>20.60</b>
*Performance calculation descriptions can be found in the FY 2019 RBWO PBP Measurements and Standards Guide.				

<b>Monitoring &amp; Outcomes: Possible Points = 100</b>		<b>Points Earned = 83.36</b>	
<b>Score Before Incentives Credit</b>			<b>83.36%</b>
<b>Incentives Awarded</b>			<b>7.00 pts</b>
<b>PBP Verification</b>			<b>N/A pts</b>
<b>Total Score</b>			<b>90.36%</b>



**DHS, DFCS, Office of Provider Management**  
**Performance-Based Placement Measures**  
**RBWO Provider GA+SCORECARD - CCI**  
**Report Quarter: Q1 FY2020**



**Provider/Program Name: Marcella's Community Safe House - (5173) - CCI**

Program Census Information:		# Children in Care During Quarter: 12	# Placements During Quarter: 12	# Children in Care On Last Day: 3
CCI Incentive Credits	Avg Performance All CCIs (Points)	Provider Performance (%)*	Possible Points (Weight)	Provider Points Earned
Early EPSDT Medical Visits		100%	2	2.00
Early EPSDT Dental Visits		50%	2	1.00
Permanency Contacts		0%	5	0.00
Additional Academic Supports		0%	2	0.00
HS Grad/GED/Prof or Trade Certificate/College		N/A	10/5/5/1	
EYSS Agreement		Not Eligible	5	
Community Connections		0%	4	0.00
Active Agency Accreditation		0%	4	0.00
Staff Clinical Licensure		0%	5	0.00
Behavior Management (threshold = 0)		100%	4	4.00
<b>Incentives Total</b>	<b>7.78</b>			<b>7.00</b>
Maximum total combined incentive credit allowed is 10 points.			<b>Incentives Awarded</b>	<b>7.00</b>

\*Performance calculation descriptions can be found in the FY 2019 RBWO PBP Measurements and Standards Guide.

**Child Protective Services Investigations and Dispositions**

The following investigations data, which is not used for scoring but is considered significant to a provider's performance, is from Georgia SHINES and is not considered final or complete until the end of the fiscal year.

Total Reports:	0
Number Screened In:	0
Number Screened Out:	0
Number Substantiated:	0
Number Unsubstantiated:	0
Number Active CPS Investigations:	0



DHS, DFCS, Office of Provider Management  
**Performance-Based Placement Measures**  
**RBWO Provider GA+SCORECARD - CCI**  
Report Quarter: Q1 FY2020



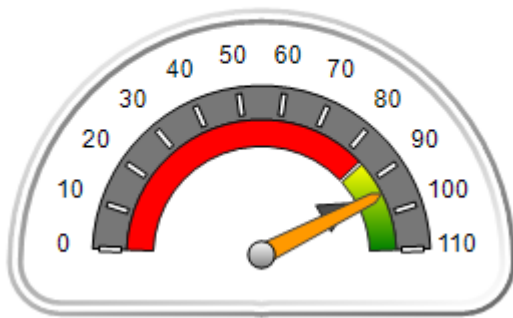
**Provider/Program Name: Mentoring Youth Services - (5122) - CCI**

2700 1st Avenue, Columbus, GA 31904	Quarterly Scores (Grades)		Current Quarter Score (Grade)
Phone: 706-996-6658	Q1: 94.51 (A)	Q2: N/A	94.51% (A)
Vendor ID# 91958	Q3: N/A	Q4: N/A	
Program Census Information:	# Children in Care During Quarter: 16	# Placements During Quarter: 16	# Children in Care On Last Day: 11

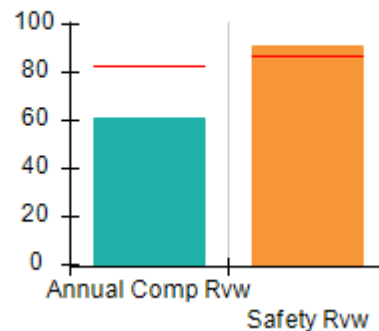
**Quarterly Provider Comparisons to All CCIs**

▼ — indicates average for all CCIs

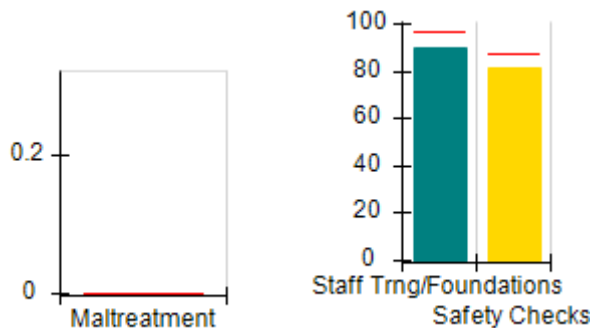
Overall Score (%)



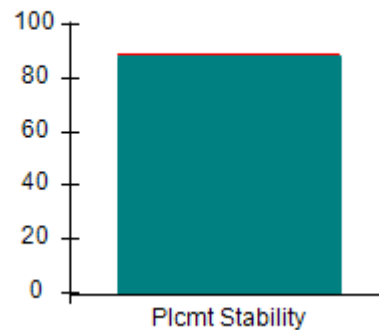
OPM Monitoring Reviews (%)



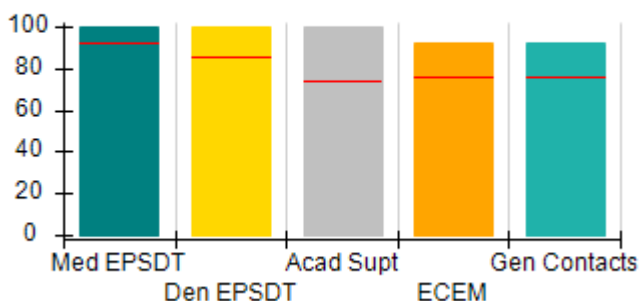
Safety Outcomes (%)



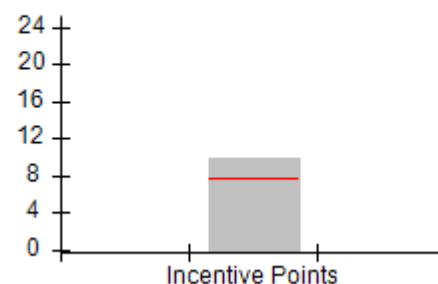
Permanency Outcomes (%)



Well-Being Outcomes (%)



Incentives Earned (Points)







DHS, DFCS, Office of Provider Management  
**Performance-Based Placement Measures**  
**RBWO Provider GA+SCORECARD - CCI**  
 Report Quarter: Q1 FY2020



<b>Provider/Program Name: Mentoring Youth Services - (5122) - CCI</b>				
2700 1st Avenue, Columbus, GA 31904		Quarterly Scores (Grades)		Current Quarter Score (Grade)
Phone: 706-996-6658		Q1: 94.51 (A)	Q2: N/A	<b>94.51%</b> <b>(A)</b>
Vendor ID# 91958		Q3: N/A	Q4: N/A	
Program Census Information:		# Children in Care During Quarter: 16	# Placements During Quarter: 16	# Children in Care On Last Day: 11
	Avg Performance All CCIs (%)	Provider Performance (%)*	Possible Points (Weight)	Provider Points Earned
<b>OPM Monitoring Reviews</b>				
Annual Comprehensive Reviews	83%	61%	25	15.27
Safety Reviews	86%	91%	15	13.69
<b>Monitoring Sub-Total</b>			<b>40</b>	<b>28.96</b>
<b>CCI Safety Outcomes</b>				
Incidence of Maltreatment	0.00%	No Substantiated Reports	10	10.00
Staff Training/Foundations	96%	90%	5	4.50
Staff Safety Checks	87%	81%	5	4.05
<b>Safety Sub-Total</b>			<b>20</b>	<b>18.55</b>
<b>CCI Permanency Outcomes</b>				
Placement Stability	89%	88%	15	13.20
<b>Permanency Sub-Total</b>			<b>15</b>	<b>13.20</b>
<b>CCI Well-Being Outcomes</b>				
EPSDT Medical Visits	92%	100%	4	4.00
EPSDT Dental Visits	85%	100%	4	4.00
Academic Supports	74%	100%	3	3.00
Provider ECEM Visits	76%	92%	7	6.44
Provider General Contacts	76%	92%	7	6.44
Placements with Siblings	38%	0%	Not Scored	Not Scored
Placements within Legal County	14%	0%	Not Scored	Not Scored
<b>Well-Being Sub-Total</b>			<b>25</b>	<b>23.88</b>
*Performance calculation descriptions can be found in the FY 2019 RBWO PBP Measurements and Standards Guide.				

<b>Monitoring &amp; Outcomes: Possible Points = 100</b>		<b>Points Earned = 84.59</b>	
<b>Score Before Incentives Credit</b>			<b>84.59%</b>
<b>Incentives Awarded</b>			<b>9.92 pts</b>
<b>PBP Verification</b>			<b>N/A pts</b>
<b>Total Score</b>			<b>94.51%</b>



**DHS, DFCS, Office of Provider Management**  
**Performance-Based Placement Measures**  
**RBWO Provider GA+SCORECARD - CCI**  
**Report Quarter: Q1 FY2020**



**Provider/Program Name: Mentoring Youth Services - (5122) - CCI**

Program Census Information:		# Children in Care During Quarter: 16	# Placements During Quarter: 16	# Children in Care On Last Day: 11
CCI Incentive Credits	Avg Performance All CCIs (Points)	Provider Performance (%)*	Possible Points (Weight)	Provider Points Earned
Early EPSDT Medical Visits		100%	2	2.00
Early EPSDT Dental Visits		100%	2	2.00
Permanency Contacts		None Planned	5	
Additional Academic Supports		96%	2	1.92
HS Grad/GED/Prof or Trade Certificate/College		N/A	10/5/5/1	
EYSS Agreement		Not Eligible	5	
Community Connections		0%	4	0.00
Active Agency Accreditation		0%	4	0.00
Staff Clinical Licensure		0%	5	0.00
Behavior Management (threshold = 0)		100%	4	4.00
<b>Incentives Total</b>	<b>7.78</b>			<b>9.92</b>
Maximum total combined incentive credit allowed is 10 points.			<b>Incentives Awarded</b>	<b>9.92</b>

\*Performance calculation descriptions can be found in the FY 2019 RBWO PBP Measurements and Standards Guide.

**Child Protective Services Investigations and Dispositions**

The following investigations data, which is not used for scoring but is considered significant to a provider's performance, is from Georgia SHINES and is not considered final or complete until the end of the fiscal year.

Total Reports:	0
Number Screened In:	0
Number Screened Out:	0
Number Substantiated:	0
Number Unsubstantiated:	0
Number Active CPS Investigations:	0



**DHS, DFCS, Office of Provider Management**  
**Performance-Based Placement Measures**  
**RBWO Provider GA+SCORECARD - CCI**  
**Report Quarter: Q1 FY2020**



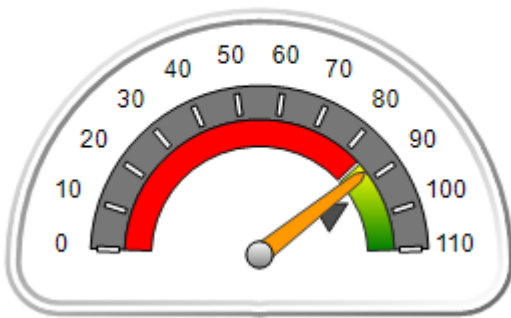
**Provider/Program Name: Mentoring Youth Services - 6th Avenue (5226) - CCI**

2021 6th Avenue, Columbus, GA 31904	Quarterly Scores (Grades)		Current Quarter Score (Grade)
Phone: 706-442-0687	Q1: 87.55 (B+)	Q2: N/A	<b>87.55%</b> <b>(B+)</b>
Vendor ID# 118388	Q3: N/A	Q4: N/A	
Program Census Information:	# Children in Care During Quarter: 14	# Placements During Quarter: 14	# Children in Care On Last Day: 11

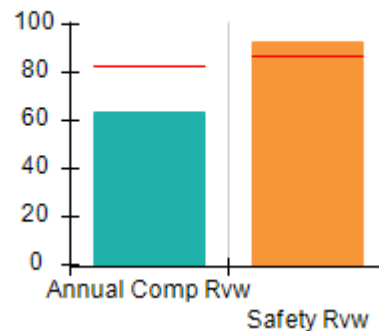
**Quarterly Provider Comparisons to All CCIs**

▼ — indicates average for all CCIs

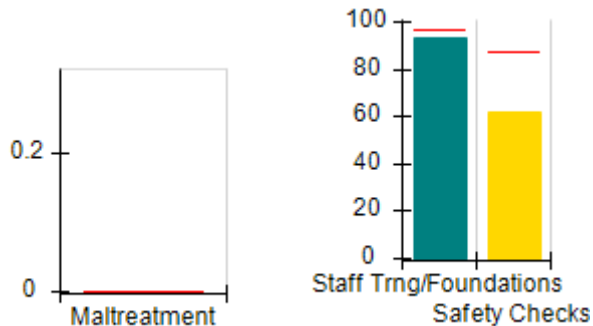
**Overall Score (%)**



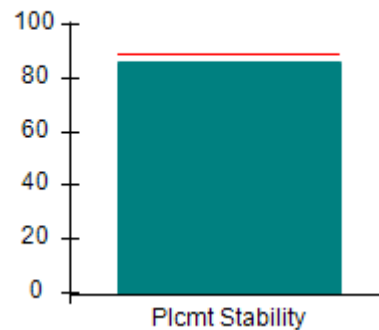
**OPM Monitoring Reviews (%)**



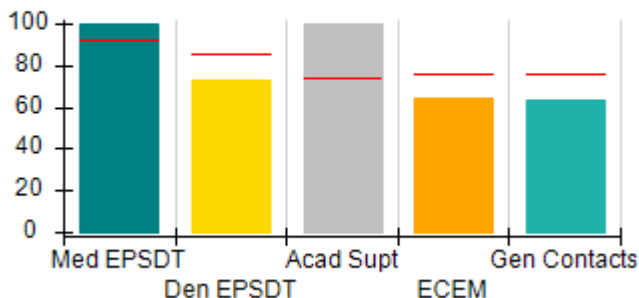
**Safety Outcomes (%)**



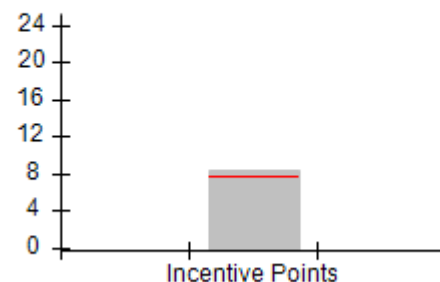
**Permanency Outcomes (%)**



**Well-Being Outcomes (%)**



**Incentives Earned (Points)**





DHS, DFCS, Office of Provider Management  
**Performance-Based Placement Measures**  
**RBWO Provider GA+SCORECARD - CCI**  
**Report Quarter: Q1 FY2020**



**Provider/Program Name: Mentoring Youth Services - 6th Avenue (5226) - CCI**

2021 6th Avenue, Columbus, GA 31904	Quarterly Scores (Grades)		Current Quarter Score (Grade)
Phone: 706-442-0687	Q1: 87.55 (B+)	Q2: N/A	<b>87.55%</b> <b>(B+)</b>
Vendor ID# 118388	Q3: N/A	Q4: N/A	

Program Census Information:	# Children in Care During Quarter: 14	# Placements During Quarter: 14	# Children in Care On Last Day: 11
-----------------------------	---------------------------------------	---------------------------------	------------------------------------

	Avg Performance All CCIs (%)	Provider Performance (%)*	Possible Points (Weight)	Provider Points Earned
--	------------------------------	---------------------------	--------------------------	------------------------

**OPM Monitoring Reviews**

Annual Comprehensive Reviews	83%	63%	25	15.77
Safety Reviews	86%	93%	15	13.88
<b>Monitoring Sub-Total</b>			<b>40</b>	<b>29.65</b>

**CCI Safety Outcomes**

Incidence of Maltreatment	0.00%	No Substantiated Reports	10	10.00
Staff Training/Foundations	96%	93%	5	4.65
Staff Safety Checks	87%	62%	5	3.10
<b>Safety Sub-Total</b>			<b>20</b>	<b>17.75</b>

**CCI Permanency Outcomes**

Placement Stability	89%	86%	15	12.90
<b>Permanency Sub-Total</b>			<b>15</b>	<b>12.90</b>

**CCI Well-Being Outcomes**

EPSDT Medical Visits	92%	100%	4	4.00
EPSDT Dental Visits	85%	73%	4	2.92
Academic Supports	74%	100%	3	3.00
Provider ECEM Visits	76%	64%	7	4.48
Provider General Contacts	76%	63%	7	4.41
Placements with Siblings	38%	20%	Not Scored	Not Scored
Placements within Legal County	14%	0%	Not Scored	Not Scored
<b>Well-Being Sub-Total</b>			<b>25</b>	<b>18.81</b>

\*Performance calculation descriptions can be found in the FY 2019 RBWO PBP Measurements and Standards Guide.

<b>Monitoring &amp; Outcomes: Possible Points = 100</b>		<b>Points Earned = 79.11</b>	
<b>Score Before Incentives Credit</b>			<b>79.11%</b>
<b>Incentives Awarded</b>			<b>8.44 pts</b>
<b>PBP Verification</b>			<b>N/A pts</b>
<b>Total Score</b>			<b>87.55%</b>



**DHS, DFCS, Office of Provider Management**  
**Performance-Based Placement Measures**  
**RBWO Provider GA+SCORECARD - CCI**  
**Report Quarter: Q1 FY2020**



**Provider/Program Name: Mentoring Youth Services - 6th Avenue (5226) - CCI**

Program Census Information:		# Children in Care During Quarter: 14	# Placements During Quarter: 14	# Children in Care On Last Day: 11
CCI Incentive Credits	Avg Performance All CCIs (Points)	Provider Performance (%)*	Possible Points (Weight)	Provider Points Earned
Early EPSDT Medical Visits		100%	2	2.00
Early EPSDT Dental Visits		25%	2	0.50
Permanency Contacts		0%	5	0.00
Additional Academic Supports		97%	2	1.94
HS Grad/GED/Prof or Trade Certificate/College		N/A	10/5/5/1	
EYSS Agreement		0%	5	0.00
Community Connections		0%	4	0.00
Active Agency Accreditation		0%	4	0.00
Staff Clinical Licensure		0%	5	0.00
Behavior Management (threshold = 0)		100%	4	4.00
<b>Incentives Total</b>	<b>7.78</b>			<b>8.44</b>
Maximum total combined incentive credit allowed is 10 points.			<b>Incentives Awarded</b>	<b>8.44</b>

\*Performance calculation descriptions can be found in the FY 2019 RBWO PBP Measurements and Standards Guide.

**Child Protective Services Investigations and Dispositions**

The following investigations data, which is not used for scoring but is considered significant to a provider's performance, is from Georgia SHINES and is not considered final or complete until the end of the fiscal year.

Total Reports:	0
Number Screened In:	0
Number Screened Out:	0
Number Substantiated:	0
Number Unsubstantiated:	0
Number Active CPS Investigations:	0



DHS, DFCS, Office of Provider Management  
**Performance-Based Placement Measures**  
**RBWO Provider GA+SCORECARD - CCI**



Report Quarter: Q1 FY2020

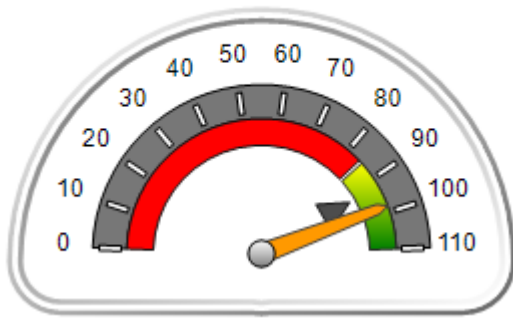
**Provider/Program Name: Methodist Home for Children & Youth, The - Arabella (1016) - CCI**

9308 GA Hwy 85, Waverly Hall, GA 31831	Quarterly Scores (Grades)		Current Quarter Score (Grade)
Phone: 706-582-3843	Q1: 98.24 (A+)	Q2: N/A	<b>98.24%</b> <b>(A+)</b>
Vendor ID# 71217	Q3: N/A	Q4: N/A	
Program Census Information:	# Children in Care During Quarter: 13	# Placements During Quarter: 15	# Children in Care On Last Day: 5

**Quarterly Provider Comparisons to All CCIs**

▼ — indicates average for all CCIs

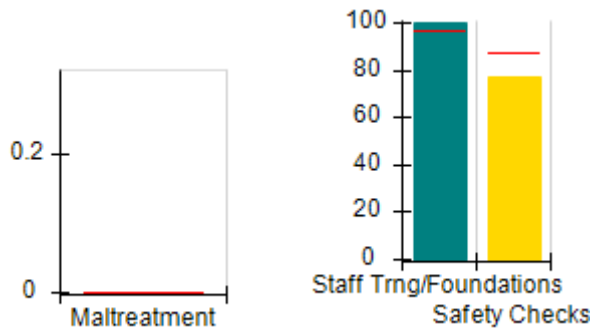
Overall Score (%)



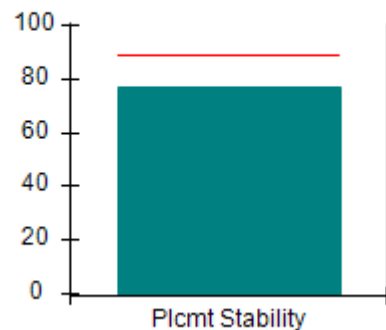
OPM Monitoring Reviews (%)



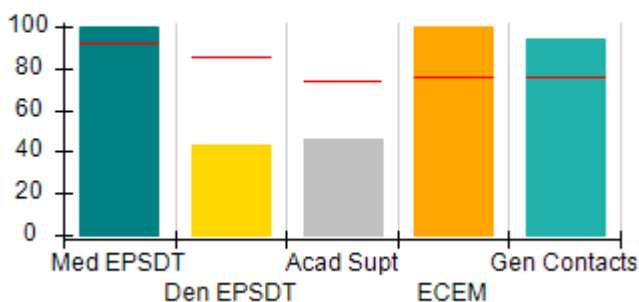
Safety Outcomes (%)



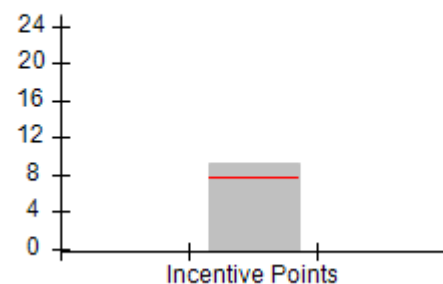
Permanency Outcomes (%)



Well-Being Outcomes (%)



Incentives Earned (Points)





# Performance-Based Placement Measures

## RBWO Provider GA+SCORECARD - CCI

Report Quarter: Q1 FY2020

**Provider/Program Name: Methodist Home for Children & Youth, The - Arabella (1016) - CCI**

9308 GA Hwy 85, Waverly Hall, GA 31831	Quarterly Scores (Grades)		Current Quarter Score (Grade)
Phone: 706-582-3843	Q1: 98.24 (A+)	Q2: N/A	<b>98.24%</b> <b>(A+)</b>
Vendor ID# 71217	Q3: N/A	Q4: N/A	

Program Census Information:	# Children in Care During Quarter: 13	# Placements During Quarter: 15	# Children in Care On Last Day: 5
-----------------------------	---------------------------------------	---------------------------------	-----------------------------------

	Avg Performance All CCIs (%)	Provider Performance (%)*	Possible Points (Weight)	Provider Points Earned
--	------------------------------	---------------------------	--------------------------	------------------------

**OPM Monitoring Reviews**

Annual Comprehensive Reviews	83%	96%	25	24.00
Safety Reviews	86%	93%	15	13.88
<b>Monitoring Sub-Total</b>			<b>40</b>	<b>37.88</b>

**CCI Safety Outcomes**

Incidence of Maltreatment	0.00%	No Substantiated Reports	10	10.00
Staff Training/Foundations	96%	100%	5	5.00
Staff Safety Checks	87%	77%	5	3.85
<b>Safety Sub-Total</b>			<b>20</b>	<b>18.85</b>

**CCI Permanency Outcomes**

Placement Stability	89%	77%	15	11.55
<b>Permanency Sub-Total</b>			<b>15</b>	<b>11.55</b>

**CCI Well-Being Outcomes**

EPSDT Medical Visits	92%	100%	4	4.00
EPSDT Dental Visits	85%	43%	4	1.72
Academic Supports	74%	46%	3	1.38
Provider ECEM Visits	76%	100%	7	7.00
Provider General Contacts	76%	94%	7	6.58
Placements with Siblings	38%	44%	Not Scored	Not Scored
Placements within Legal County	14%	0%	Not Scored	Not Scored
<b>Well-Being Sub-Total</b>			<b>25</b>	<b>20.68</b>

\*Performance calculation descriptions can be found in the FY 2019 RBWO PBP Measurements and Standards Guide.

<b>Monitoring &amp; Outcomes: Possible Points = 100</b>	<b>Points Earned = 88.96</b>
<b>Score Before Incentives Credit</b>	<b>88.96%</b>
<b>Incentives Awarded</b>	<b>9.28 pts</b>
<b>PBP Verification</b>	<b>N/A pts</b>
<b>Total Score</b>	<b>98.24%</b>



**DHS, DFCS, Office of Provider Management**  
**Performance-Based Placement Measures**  
**RBWO Provider GA+SCORECARD - CCI**



**Report Quarter: Q1 FY2020**

**Provider/Program Name: Methodist Home for Children & Youth, The - Arabella (1016) - CCI**

Program Census Information:		# Children in Care During Quarter: 13	# Placements During Quarter: 15	# Children in Care On Last Day: 5
CCI Incentive Credits	Avg Performance All CCIs (Points)	Provider Performance (%)*	Possible Points (Weight)	Provider Points Earned
Early EPSDT Medical Visits		100%	2	2.00
Early EPSDT Dental Visits		33%	2	0.66
Permanency Contacts		0%	5	0.00
Additional Academic Supports		31%	2	0.62
HS Grad/GED/Prof or Trade Certificate/College		N/A	10/5/5/1	
EYSS Agreement		Not Eligible	5	
Community Connections		0%	4	0.00
Active Agency Accreditation		50%	4	2.00
Staff Clinical Licensure		0%	5	0.00
Behavior Management (threshold = 0)		100%	4	4.00
<b>Incentives Total</b>	<b>7.78</b>			<b>9.28</b>
Maximum total combined incentive credit allowed is 10 points.			<b>Incentives Awarded</b>	<b>9.28</b>

\*Performance calculation descriptions can be found in the FY 2019 RBWO PBP Measurements and Standards Guide.

**Child Protective Services Investigations and Dispositions**

The following investigations data, which is not used for scoring but is considered significant to a provider's performance, is from Georgia SHINES and is not considered final or complete until the end of the fiscal year.

Total Reports:	0
Number Screened In:	0
Number Screened Out:	0
Number Substantiated:	0
Number Unsubstantiated:	1
Number Active CPS Investigations:	-1





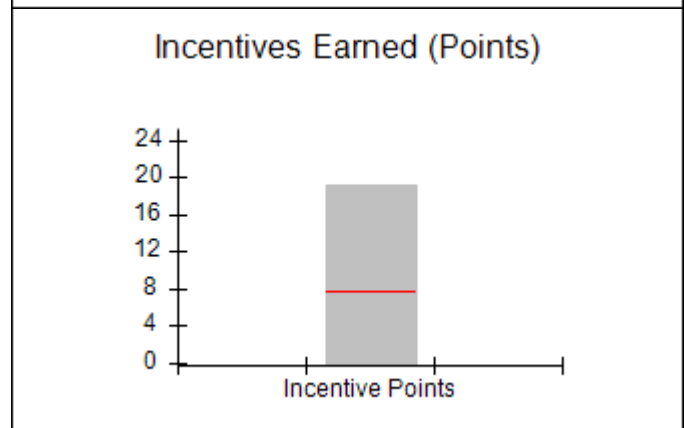
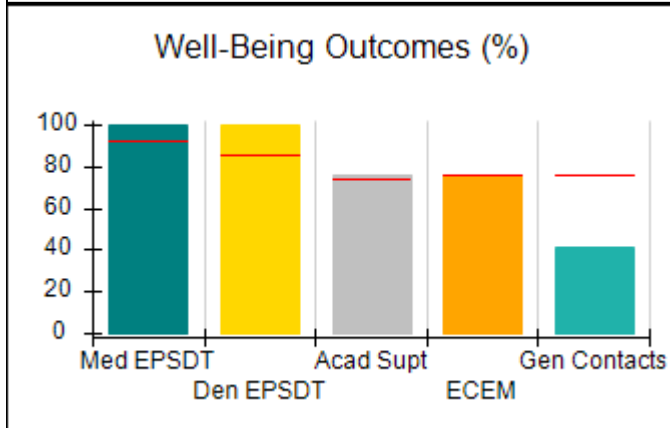
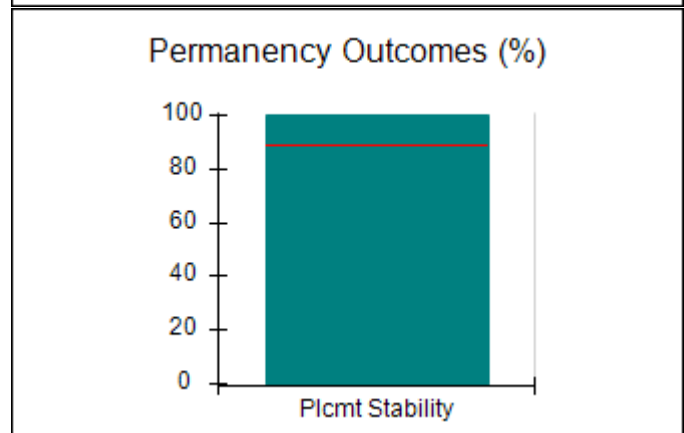
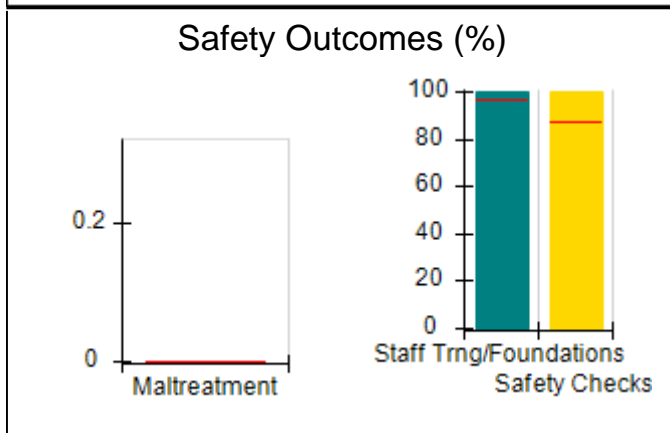
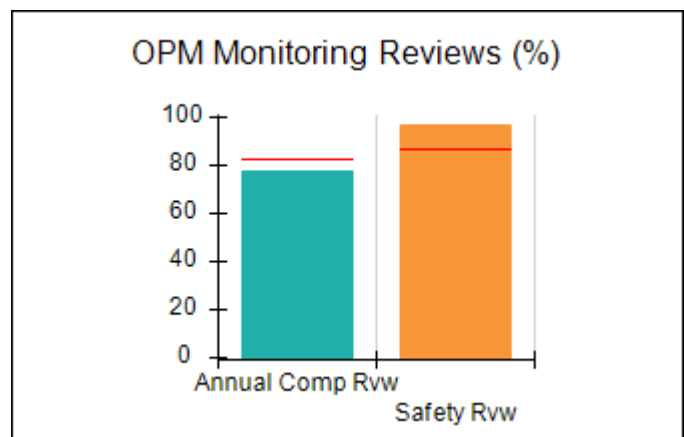
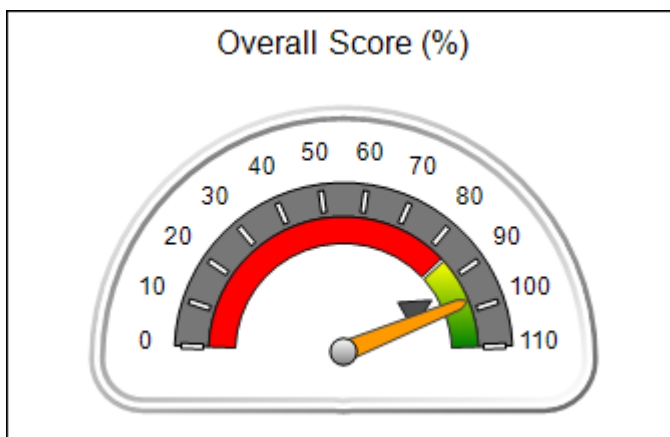
DHS, DFCS, Office of Provider Management  
**Performance-Based Placement Measures**  
**RBWO Provider GA+SCORECARD - CCI**



Report Quarter: Q1 FY2020

<b>Provider/Program Name: Methodist Home for Children &amp; Youth, The - dba Americus Group Home (749) - CCI</b>			
102 Mill Creek Rd., Americus, GA 31709	Quarterly Scores (Grades)		Current Quarter Score (Grade)
Phone: 229-924-9550	Q1: 97.42 (A+)	Q2: N/A	<b>97.42%</b> <b>(A+)</b>
Vendor ID# 35463	Q3: N/A	Q4: N/A	
Program Census Information:	# Children in Care During Quarter: 10	# Placements During Quarter: 10	# Children in Care On Last Day: 7
<b>Quarterly Provider Comparisons to All CCIs</b>			

▼ — indicates average for all CCIs





## Performance-Based Placement Measures

### RBWO Provider GA+SCORECARD - CCI

Report Quarter: Q1 FY2020

<b>Provider/Program Name: Methodist Home for Children &amp; Youth, The - dba Americus Group Home (749) - CCI</b>				
102 Mill Creek Rd., Americus, GA 31709		Quarterly Scores (Grades)		Current Quarter Score (Grade)
Phone: 229-924-9550		Q1: 97.42 (A+)	Q2: N/A	<b>97.42%</b> <b>(A+)</b>
Vendor ID# 35463		Q3: N/A	Q4: N/A	
Program Census Information:		# Children in Care During Quarter: 10	# Placements During Quarter: 10	# Children in Care On Last Day: 7
	Avg Performance All CCIs (%)	Provider Performance (%)*	Possible Points (Weight)	Provider Points Earned
<b>OPM Monitoring Reviews</b>				
Annual Comprehensive Reviews	83%	78%	25	19.45
Safety Reviews	86%	97%	15	14.50
<b>Monitoring Sub-Total</b>			<b>40</b>	<b>33.95</b>
<b>CCI Safety Outcomes</b>				
Incidence of Maltreatment	0.00%	No Substantiated Reports	10	10.00
Staff Training/Foundations	96%	100%	5	5.00
Staff Safety Checks	87%	100%	5	5.00
<b>Safety Sub-Total</b>			<b>20</b>	<b>20.00</b>
<b>CCI Permanency Outcomes</b>				
Placement Stability	89%	100%	15	15.00
<b>Permanency Sub-Total</b>			<b>15</b>	<b>15.00</b>
<b>CCI Well-Being Outcomes</b>				
EPSDT Medical Visits	92%	100%	4	4.00
EPSDT Dental Visits	85%	100%	4	4.00
Academic Supports	74%	76%	3	2.28
Provider ECEM Visits	76%	76%	7	5.32
Provider General Contacts	76%	41%	7	2.87
Placements with Siblings	38%	0%	Not Scored	Not Scored
Placements within Legal County	14%	50%	Not Scored	Not Scored
<b>Well-Being Sub-Total</b>			<b>25</b>	<b>18.47</b>
*Performance calculation descriptions can be found in the FY 2019 RBWO PBP Measurements and Standards Guide.				

<b>Monitoring &amp; Outcomes: Possible Points = 100</b>	<b>Points Earned = 87.42</b>
<b>Score Before Incentives Credit</b>	<b>87.42%</b>
<b>Incentives Awarded</b>	<b>10.00 pts</b>
<b>PBP Verification</b>	<b>N/A pts</b>
<b>Total Score</b>	<b>97.42%</b>



**DHS, DFCS, Office of Provider Management**  
**Performance-Based Placement Measures**  
**RBWO Provider GA+SCORECARD - CCI**



**Report Quarter: Q1 FY2020**

**Provider/Program Name: Methodist Home for Children & Youth, The - dba Americus Group Home (749) - CCI**

Program Census Information:		# Children in Care During Quarter: 10	# Placements During Quarter: 10	# Children in Care On Last Day: 7
CCI Incentive Credits	Avg Performance All CCIs (Points)	Provider Performance (%)*	Possible Points (Weight)	Provider Points Earned
Early EPSDT Medical Visits		100%	2	2.00
Early EPSDT Dental Visits		0%	2	0.00
Permanency Contacts		None Planned	5	
Additional Academic Supports		38%	2	0.76
HS Grad/GED/Prof or Trade Certificate/College		N/A	10/5/5/1	10.00
EYSS Agreement		Not Eligible	5	
Community Connections		0%	4	0.00
Active Agency Accreditation		50%	4	2.00
Staff Clinical Licensure		10%	5	0.50
Behavior Management (threshold = 0)		100%	4	4.00
<b>Incentives Total</b>	<b>7.78</b>			<b>19.26</b>
Maximum total combined incentive credit allowed is 10 points.			<b>Incentives Awarded</b>	<b>10.00</b>

\*Performance calculation descriptions can be found in the FY 2019 RBWO PBP Measurements and Standards Guide.

**Child Protective Services Investigations and Dispositions**

The following investigations data, which is not used for scoring but is considered significant to a provider's performance, is from Georgia SHINES and is not considered final or complete until the end of the fiscal year.

Total Reports:	0
Number Screened In:	0
Number Screened Out:	0
Number Substantiated:	0
Number Unsubstantiated:	0
Number Active CPS Investigations:	0



DHS, DFCS, Office of Provider Management  
**Performance-Based Placement Measures**  
**RBWO Provider GA+SCORECARD - CCI**



Report Quarter: Q1 FY2020

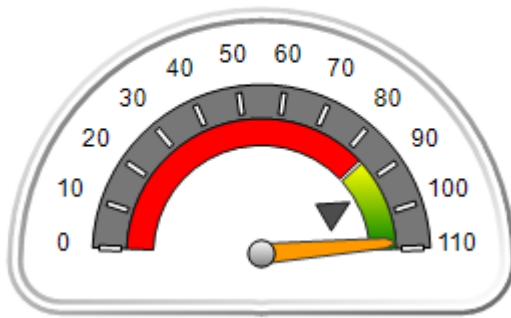
**Provider/Program Name: Methodist Home for Children & Youth, The - dba St. Marys Group Home (750) - CCI**

3296 Winding Road, St. Marys, GA 31558	Quarterly Scores (Grades)		Current Quarter Score (Grade)
Phone: 912-882-7770	Q1: 108.28 (A+)	Q2: N/A	<b>108.28%</b> <b>(A+)</b>
Vendor ID# 35459	Q3: N/A	Q4: N/A	
Program Census Information:	# Children in Care During Quarter: 11	# Placements During Quarter: 11	# Children in Care On Last Day: 8

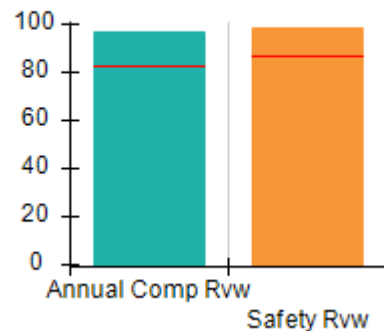
**Quarterly Provider Comparisons to All CCIs**

▼ — indicates average for all CCIs

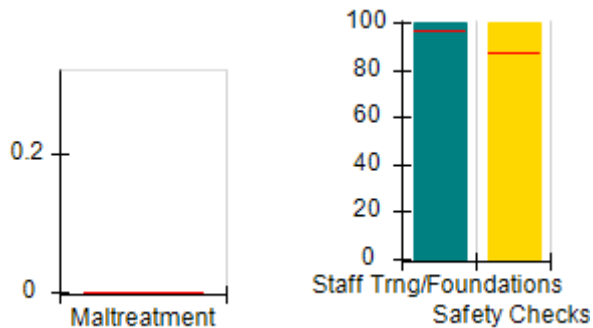
Overall Score (%)



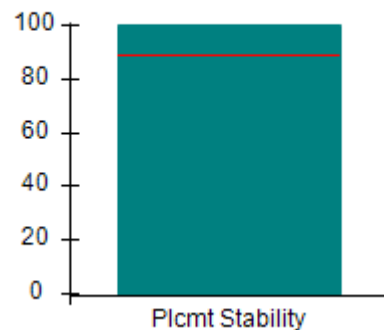
OPM Monitoring Reviews (%)



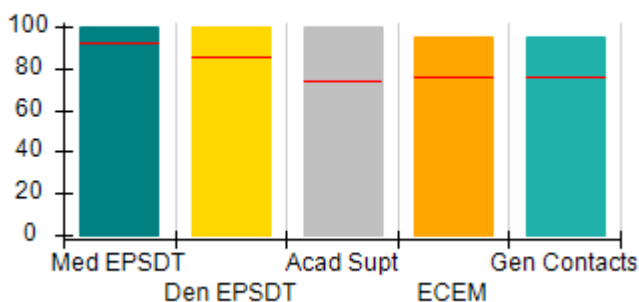
Safety Outcomes (%)



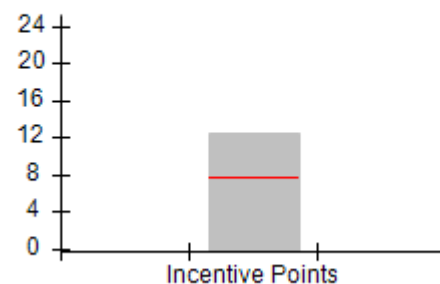
Permanency Outcomes (%)



Well-Being Outcomes (%)



Incentives Earned (Points)





## Performance-Based Placement Measures

### RBWO Provider GA+SCORECARD - CCI

Report Quarter: Q1 FY2020

<b>Provider/Program Name: Methodist Home for Children &amp; Youth, The - dba St. Marys Group Home (750) - CCI</b>				
3296 Winding Road, St. Marys, GA 31558		Quarterly Scores (Grades)		Current Quarter Score (Grade)
Phone: 912-882-7770		Q1: 108.28 (A+)	Q2: N/A	<b>108.28% (A+)</b>
Vendor ID# 35459		Q3: N/A	Q4: N/A	
Program Census Information:		# Children in Care During Quarter: 11	# Placements During Quarter: 11	# Children in Care On Last Day: 8
	Avg Performance All CCIs (%)	Provider Performance (%)*	Possible Points (Weight)	Provider Points Earned
<b>OPM Monitoring Reviews</b>				
Annual Comprehensive Reviews	83%	97%	25	24.23
Safety Reviews	86%	98%	15	14.75
<b>Monitoring Sub-Total</b>			<b>40</b>	<b>38.98</b>
<b>CCI Safety Outcomes</b>				
Incidence of Maltreatment	0.00%	No Substantiated Reports	10	10.00
Staff Training/Foundations	96%	100%	5	5.00
Staff Safety Checks	87%	100%	5	5.00
<b>Safety Sub-Total</b>			<b>20</b>	<b>20.00</b>
<b>CCI Permanency Outcomes</b>				
Placement Stability	89%	100%	15	15.00
<b>Permanency Sub-Total</b>			<b>15</b>	<b>15.00</b>
<b>CCI Well-Being Outcomes</b>				
EPSDT Medical Visits	92%	100%	4	4.00
EPSDT Dental Visits	85%	100%	4	4.00
Academic Supports	74%	100%	3	3.00
Provider ECEM Visits	76%	95%	7	6.65
Provider General Contacts	76%	95%	7	6.65
Placements with Siblings	38%	25%	Not Scored	Not Scored
Placements within Legal County	14%	50%	Not Scored	Not Scored
<b>Well-Being Sub-Total</b>			<b>25</b>	<b>24.30</b>
*Performance calculation descriptions can be found in the FY 2019 RBWO PBP Measurements and Standards Guide.				

<b>Monitoring &amp; Outcomes: Possible Points = 100</b>	<b>Points Earned = 98.28</b>
<b>Score Before Incentives Credit</b>	<b>98.28%</b>
<b>Incentives Awarded</b>	<b>10.00 pts</b>
<b>PBP Verification</b>	<b>N/A pts</b>
<b>Total Score</b>	<b>108.28%</b>



DHS, DFCS, Office of Provider Management  
**Performance-Based Placement Measures**  
**RBWO Provider GA+SCORECARD - CCI**



Report Quarter: Q1 FY2020

**Provider/Program Name: Methodist Home for Children & Youth, The - dba St. Marys Group Home (750) - CCI**

Program Census Information:		# Children in Care During Quarter: 11	# Placements During Quarter: 11	# Children in Care On Last Day: 8
CCI Incentive Credits	Avg Performance All CCIs (Points)	Provider Performance (%)*	Possible Points (Weight)	Provider Points Earned
Early EPSDT Medical Visits		100%	2	2.00
Early EPSDT Dental Visits		100%	2	2.00
Permanency Contacts		43%	5	2.15
Additional Academic Supports		14%	2	0.28
HS Grad/GED/Prof or Trade Certificate/College		N/A	10/5/5/1	
EYSS Agreement		Not Eligible	5	
Community Connections		0%	4	0.00
Active Agency Accreditation		50%	4	2.00
Staff Clinical Licensure		0%	5	0.00
Behavior Management (threshold = 0)		100%	4	4.00
<b>Incentives Total</b>	<b>7.78</b>			<b>12.43</b>
Maximum total combined incentive credit allowed is 10 points.			<b>Incentives Awarded</b>	<b>10.00</b>

\*Performance calculation descriptions can be found in the FY 2019 RBWO PBP Measurements and Standards Guide.

### Child Protective Services Investigations and Dispositions

The following investigations data, which is not used for scoring but is considered significant to a provider's performance, is from Georgia SHINES and is not considered final or complete until the end of the fiscal year.

Total Reports:	0
Number Screened In:	0
Number Screened Out:	0
Number Substantiated:	0
Number Unsubstantiated:	0
Number Active CPS Investigations:	0



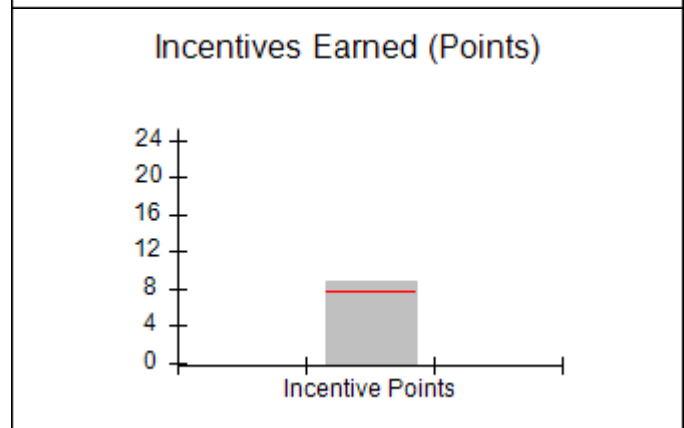
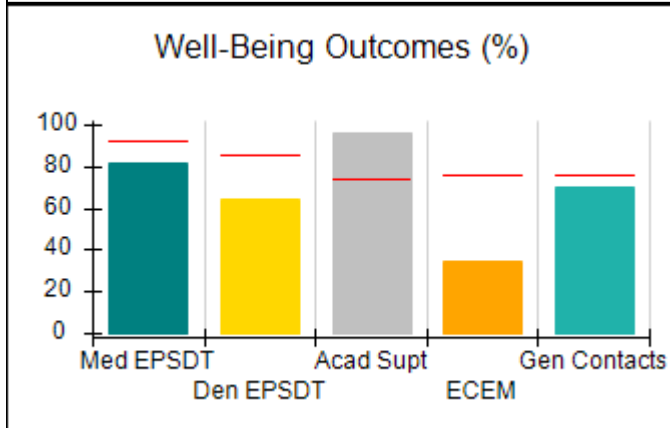
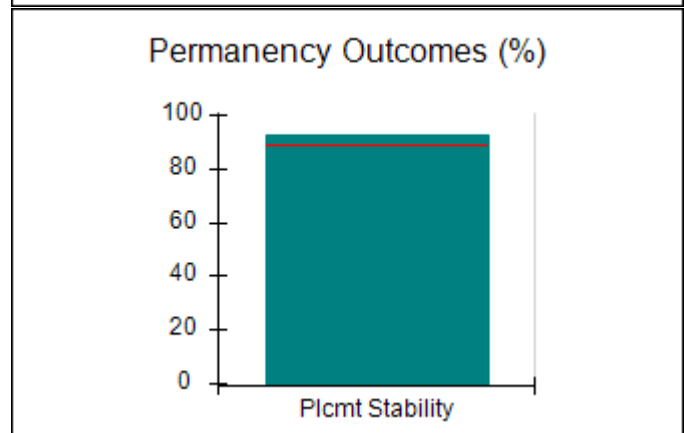
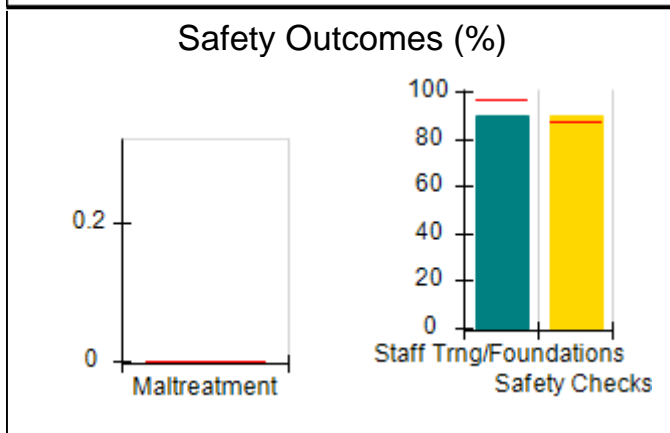
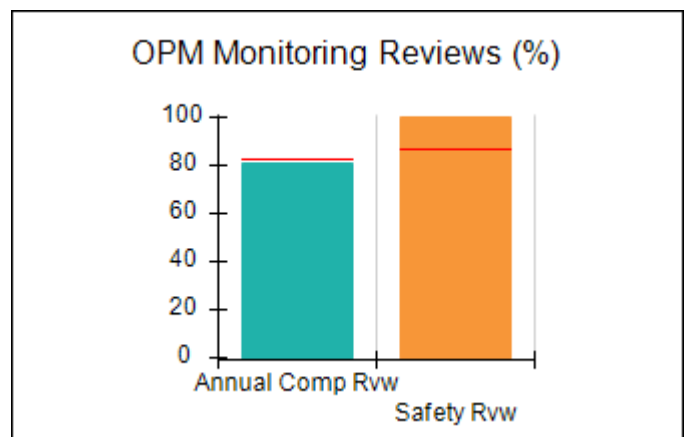
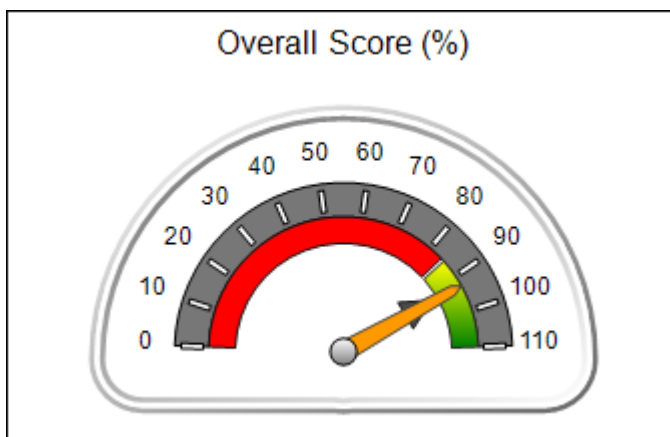
DHS, DFCS, Office of Provider Management  
**Performance-Based Placement Measures**  
**RBWO Provider GA+SCORECARD - CCI**



Report Quarter: Q1 FY2020

<b>Provider/Program Name: Methodist Home for Children &amp; Youth, The - dba Valdosta Group Home (752) - CCI</b>			
2545 East Park Ave., Valdosta, GA 31605	Quarterly Scores (Grades)		Current Quarter Score (Grade)
Phone: 229-247-5100	Q1: 93.04 (A-)	Q2: N/A	<b>93.04%</b> <b>(A-)</b>
Vendor ID# 35466	Q3: N/A	Q4: N/A	
Program Census Information:	# Children in Care During Quarter: 15	# Placements During Quarter: 15	# Children in Care On Last Day: 10
<b>Quarterly Provider Comparisons to All CCIs</b>			

▼ — indicates average for all CCIs





**Performance-Based Placement Measures**  
**RBWO Provider GA+SCORECARD - CCI**

Report Quarter: Q1 FY2020

<b>Provider/Program Name: Methodist Home for Children &amp; Youth, The - dba Valdosta Group Home (752) - CCI</b>				
2545 East Park Ave., Valdosta, GA 31605		Quarterly Scores (Grades)		Current Quarter Score (Grade)
Phone: 229-247-5100		Q1: 93.04 (A-)	Q2: N/A	<b>93.04%</b> <b>(A-)</b>
Vendor ID# 35466		Q3: N/A	Q4: N/A	
Program Census Information:		# Children in Care During Quarter: 15	# Placements During Quarter: 15	# Children in Care On Last Day: 10
	Avg Performance All CCIs (%)	Provider Performance (%)*	Possible Points (Weight)	Provider Points Earned
<b>OPM Monitoring Reviews</b>				
Annual Comprehensive Reviews	83%	81%	25	20.30
Safety Reviews	86%	100%	15	15.00
<b>Monitoring Sub-Total</b>			<b>40</b>	<b>35.30</b>
<b>CCI Safety Outcomes</b>				
Incidence of Maltreatment	0.00%	No Substantiated Reports	10	10.00
Staff Training/Foundations	96%	90%	5	4.50
Staff Safety Checks	87%	90%	5	4.50
<b>Safety Sub-Total</b>			<b>20</b>	<b>19.00</b>
<b>CCI Permanency Outcomes</b>				
Placement Stability	89%	93%	15	13.95
<b>Permanency Sub-Total</b>			<b>15</b>	<b>13.95</b>
<b>CCI Well-Being Outcomes</b>				
EPSDT Medical Visits	92%	82%	4	3.28
EPSDT Dental Visits	85%	64%	4	2.56
Academic Supports	74%	96%	3	2.88
Provider ECEM Visits	76%	35%	7	2.45
Provider General Contacts	76%	70%	7	4.90
Placements with Siblings	38%	30%	Not Scored	Not Scored
Placements within Legal County	14%	20%	Not Scored	Not Scored
<b>Well-Being Sub-Total</b>			<b>25</b>	<b>16.07</b>
*Performance calculation descriptions can be found in the FY 2019 RBWO PBP Measurements and Standards Guide.				

<b>Monitoring &amp; Outcomes: Possible Points = 100</b>	<b>Points Earned = 84.32</b>
<b>Score Before Incentives Credit</b>	<b>84.32%</b>
<b>Incentives Awarded</b>	<b>8.72 pts</b>
<b>PBP Verification</b>	<b>N/A pts</b>
<b>Total Score</b>	<b>93.04%</b>





**DHS, DFCS, Office of Provider Management**  
**Performance-Based Placement Measures**  
**RBWO Provider GA+SCORECARD - CCI**



**Report Quarter: Q1 FY2020**

**Provider/Program Name: Methodist Home for Children & Youth, The - dba Valdosta Group Home (752) - CCI**

Program Census Information:		# Children in Care During Quarter: 15	# Placements During Quarter: 15	# Children in Care On Last Day: 10
CCI Incentive Credits	Avg Performance All CCIs (Points)	Provider Performance (%)*	Possible Points (Weight)	Provider Points Earned
Early EPSDT Medical Visits		60%	2	1.20
Early EPSDT Dental Visits		20%	2	0.40
Permanency Contacts		None Planned	5	
Additional Academic Supports		56%	2	1.12
HS Grad/GED/Prof or Trade Certificate/College		N/A	10/5/5/1	
EYSS Agreement		Not Eligible	5	
Community Connections		0%	4	0.00
Active Agency Accreditation		50%	4	2.00
Staff Clinical Licensure		0%	5	0.00
Behavior Management (threshold = 0)		100%	4	4.00
<b>Incentives Total</b>	<b>7.78</b>			<b>8.72</b>
Maximum total combined incentive credit allowed is 10 points.			<b>Incentives Awarded</b>	<b>8.72</b>

\*Performance calculation descriptions can be found in the FY 2019 RBWO PBP Measurements and Standards Guide.

**Child Protective Services Investigations and Dispositions**

The following investigations data, which is not used for scoring but is considered significant to a provider's performance, is from Georgia SHINES and is not considered final or complete until the end of the fiscal year.

Total Reports:	0
Number Screened In:	0
Number Screened Out:	0
Number Substantiated:	0
Number Unsubstantiated:	0
Number Active CPS Investigations:	0



DHS, DFCS, Office of Provider Management  
**Performance-Based Placement Measures**  
**RBWO Provider GA+SCORECARD - CCI**



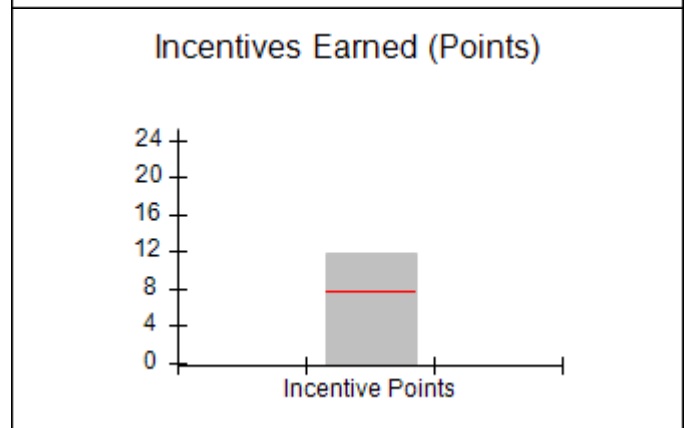
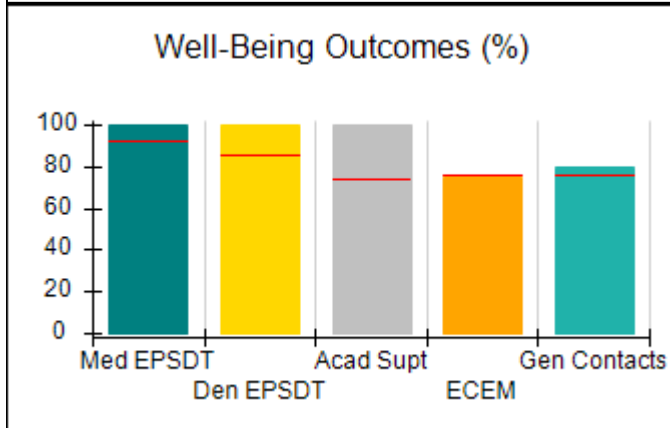
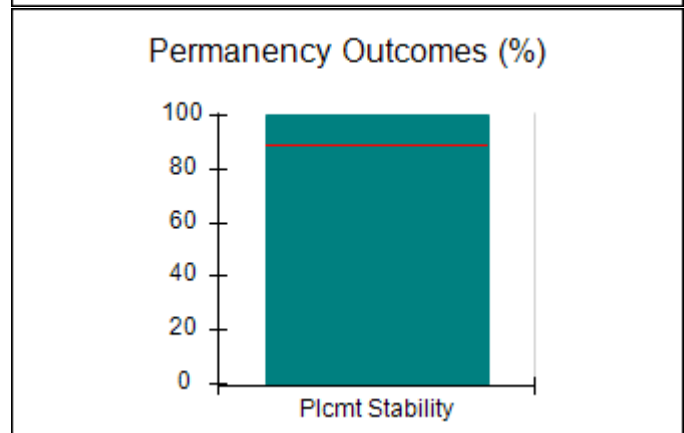
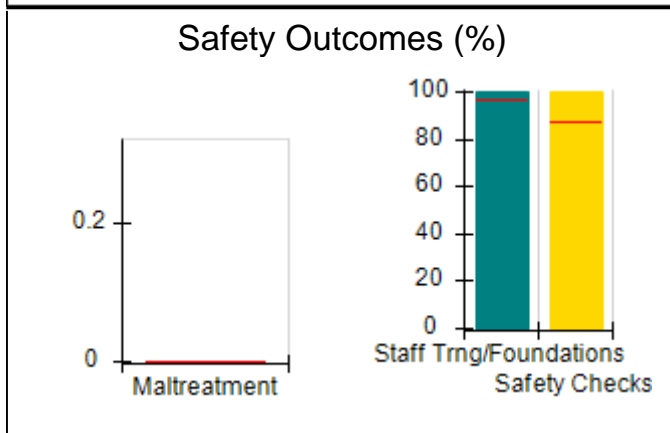
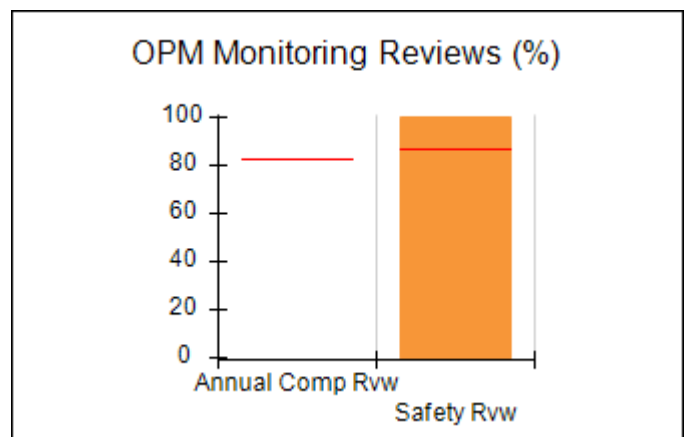
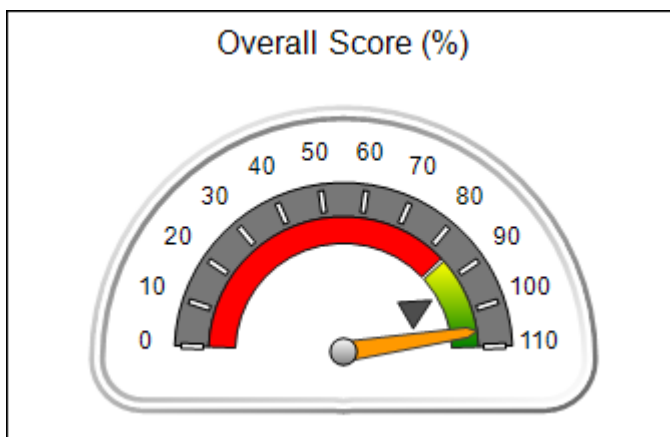
Report Quarter: Q1 FY2020

**Provider/Program Name: Methodist Home for Children & Youth, The - EMBRACE (5401) - CCI**

304 Pierce Avenue, Macon, GA 31204	Quarterly Scores (Grades)		Current Quarter Score (Grade)
Phone: 478-751-2808	Q1: 105.80 (A+)	Q2: N/A	<b>105.80%</b> <b>(A+)</b>
Vendor ID# 166152	Q3: N/A	Q4: N/A	
Program Census Information:	# Children in Care During Quarter: 3	# Placements During Quarter: 3	# Children in Care On Last Day: 3

**Quarterly Provider Comparisons to All CCIs**

▼ — indicates average for all CCIs





DHS, DFCS, Office of Provider Management  
**Performance-Based Placement Measures**  
**RBWO Provider GA+SCORECARD - CCI**



Report Quarter: Q1 FY2020

**Provider/Program Name: Methodist Home for Children & Youth, The - EMBRACE (5401) - CCI**

304 Pierce Avenue, Macon, GA 31204		Quarterly Scores (Grades)		Current Quarter Score (Grade)
Phone: 478-751-2808		Q1: 105.80 (A+)	Q2: N/A	<b>105.80% (A+)</b>
Vendor ID# 166152		Q3: N/A	Q4: N/A	
Program Census Information:		# Children in Care During Quarter: 3	# Placements During Quarter: 3	# Children in Care On Last Day: 3
	Avg Performance All CCIs (%)	Provider Performance (%)*	Possible Points (Weight)	Provider Points Earned
<b>OPM Monitoring Reviews</b>				
Annual Comprehensive Reviews	83%	Not Yet Conducted		
Safety Reviews	86%	100%	15	15.00
<b>Monitoring Sub-Total</b>			<b>15</b>	<b>15.00</b>
<b>CCI Safety Outcomes</b>				
Incidence of Maltreatment	0.00%	No Substantiated Reports	10	10.00
Staff Training/Foundations	96%	100%	5	5.00
Staff Safety Checks	87%	100%	5	5.00
<b>Safety Sub-Total</b>			<b>20</b>	<b>20.00</b>
<b>CCI Permanency Outcomes</b>				
Placement Stability	89%	100%	15	15.00
<b>Permanency Sub-Total</b>			<b>15</b>	<b>15.00</b>
<b>CCI Well-Being Outcomes</b>				
EPSDT Medical Visits	92%	100%	4	4.00
EPSDT Dental Visits	85%	100%	4	4.00
Academic Supports	74%	100%	3	3.00
Provider ECEM Visits	76%	75%	7	5.25
Provider General Contacts	76%	80%	7	5.60
Placements with Siblings	38%	0%	Not Scored	Not Scored
Placements within Legal County	14%	0%	Not Scored	Not Scored
<b>Well-Being Sub-Total</b>			<b>25</b>	<b>21.85</b>

\*Performance calculation descriptions can be found in the FY 2019 RBWO PBP Measurements and Standards Guide.

<b>Monitoring &amp; Outcomes: Possible Points = 75</b>		<b>Points Earned = 71.85</b>	
<b>Score Before Incentives Credit</b>			<b>95.80%</b>
<b>Incentives Awarded</b>			<b>10.00 pts</b>
<b>PBP Verification</b>			<b>N/A pts</b>
<b>Total Score</b>			<b>105.80%</b>



DHS, DFCS, Office of Provider Management  
**Performance-Based Placement Measures**  
**RBWO Provider GA+SCORECARD - CCI**



Report Quarter: Q1 FY2020

**Provider/Program Name: Methodist Home for Children & Youth, The - EMBRACE (5401) - CCI**

Program Census Information:		# Children in Care During Quarter: 3	# Placements During Quarter: 3	# Children in Care On Last Day: 3
CCI Incentive Credits	Avg Performance All CCIs (Points)	Provider Performance (%)*	Possible Points (Weight)	Provider Points Earned
Early EPSDT Medical Visits		100%	2	2.00
Early EPSDT Dental Visits		100%	2	2.00
Permanency Contacts		None Planned	5	
Additional Academic Supports		67%	2	1.34
HS Grad/GED/Prof or Trade Certificate/College		N/A	10/5/5/1	
EYSS Agreement		Not Eligible	5	
Community Connections		Not Eligible	4	
Active Agency Accreditation		50%	4	2.00
Staff Clinical Licensure		10%	5	0.50
Behavior Management (threshold = 0)		100%	4	4.00
<b>Incentives Total</b>	<b>7.78</b>			<b>11.84</b>
Maximum total combined incentive credit allowed is 10 points.			<b>Incentives Awarded</b>	<b>10.00</b>

\*Performance calculation descriptions can be found in the FY 2019 RBWO PBP Measurements and Standards Guide.

**Child Protective Services Investigations and Dispositions**

The following investigations data, which is not used for scoring but is considered significant to a provider's performance, is from Georgia SHINES and is not considered final or complete until the end of the fiscal year.

Total Reports:	0
Number Screened In:	0
Number Screened Out:	0
Number Substantiated:	0
Number Unsubstantiated:	0
Number Active CPS Investigations:	0

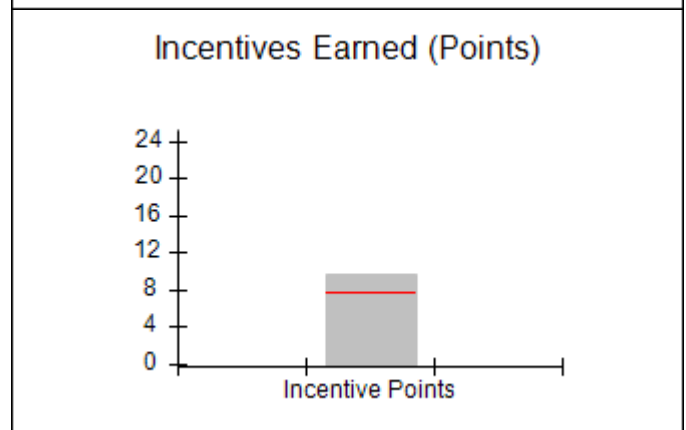
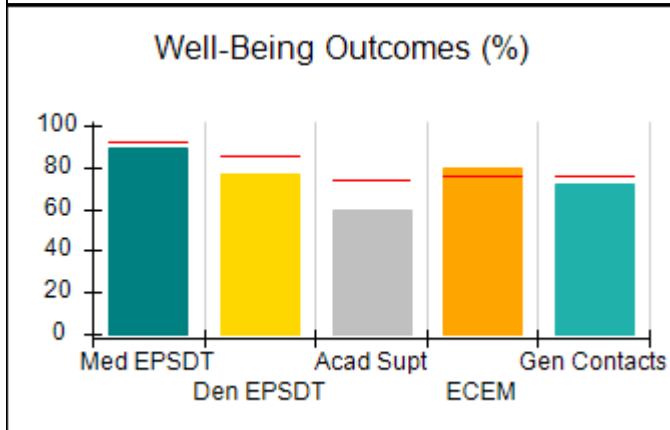
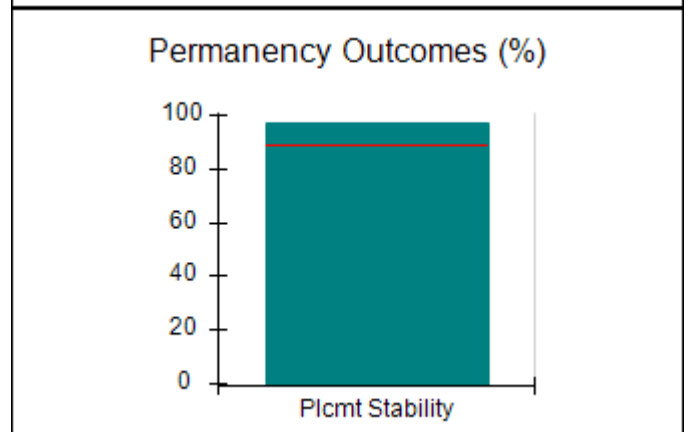
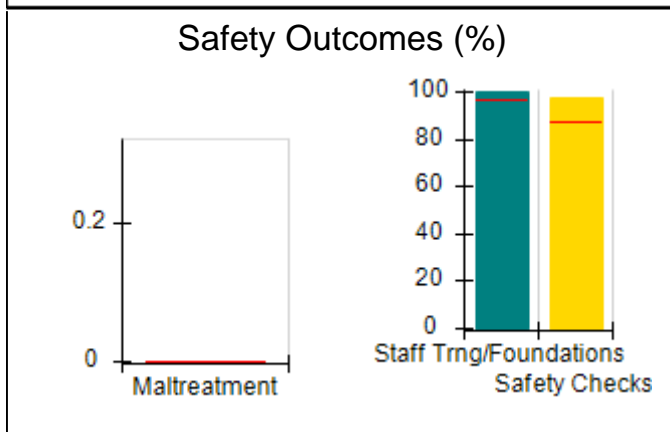
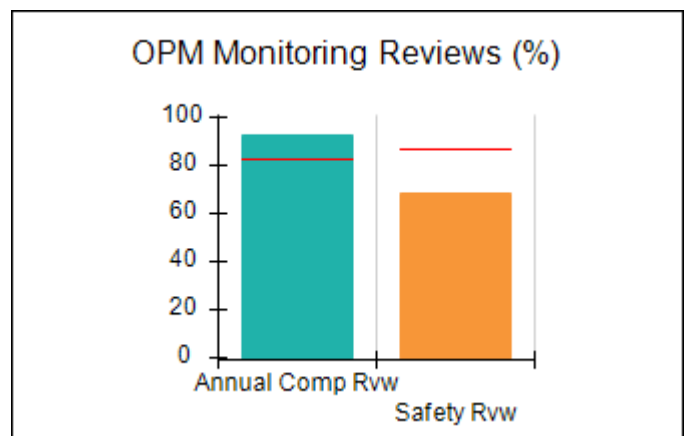
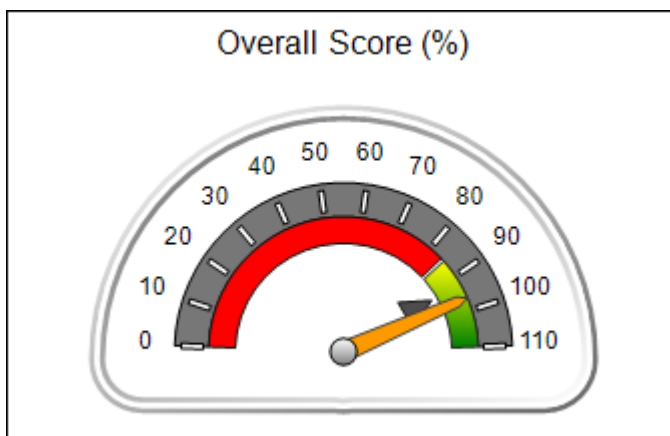


**DHS, DFCS, Office of Provider Management**  
**Performance-Based Placement Measures**  
**RBWO Provider GA+SCORECARD - CCI**  
**Report Quarter: Q1 FY2020**



<b>Provider/Program Name: Methodist Home for Children &amp; Youth, The - Macon (754) - CCI</b>			
<b>304 Pierce Ave., Macon, GA 31204</b>	<b>Quarterly Scores (Grades)</b>		<b>Current Quarter Score (Grade)</b>
<b>Phone: 478-751-2800</b>	<b>Q1: 96.56 (A)</b>	<b>Q2: N/A</b>	<b>96.56% (A)</b>
<b>Vendor ID# 35456</b>	<b>Q3: N/A</b>	<b>Q4: N/A</b>	
Program Census Information:	# Children in Care During Quarter: 65	# Placements During Quarter: 65	# Children in Care On Last Day: 52
<b>Quarterly Provider Comparisons to All CCIs</b>			

▼ — indicates average for all CCIs





DHS, DFCS, Office of Provider Management  
**Performance-Based Placement Measures**  
**RBWO Provider GA+SCORECARD - CCI**  
 Report Quarter: Q1 FY2020



Provider/Program Name: Methodist Home for Children & Youth, The - Macon (754) - CCI				
304 Pierce Ave., Macon, GA 31204		Quarterly Scores (Grades)		Current Quarter Score (Grade)
Phone: 478-751-2800		Q1: 96.56 (A)	Q2: N/A	96.56% (A)
Vendor ID# 35456		Q3: N/A	Q4: N/A	
Program Census Information:		# Children in Care During Quarter: 65	# Placements During Quarter: 65	# Children in Care On Last Day: 52
	Avg Performance All CCIs (%)	Provider Performance (%)*	Possible Points (Weight)	Provider Points Earned
<b>OPM Monitoring Reviews</b>				
Annual Comprehensive Reviews	83%	93%	25	23.14
Safety Reviews	86%	69%	15	10.31
<b>Monitoring Sub-Total</b>			<b>40</b>	<b>33.46</b>
<b>CCI Safety Outcomes</b>				
Incidence of Maltreatment	0.00%	No Substantiated Reports	10	10.00
Staff Training/Foundations	96%	100%	5	5.00
Staff Safety Checks	87%	97%	5	4.85
<b>Safety Sub-Total</b>			<b>20</b>	<b>19.85</b>
<b>CCI Permanency Outcomes</b>				
Placement Stability	89%	97%	15	14.55
<b>Permanency Sub-Total</b>			<b>15</b>	<b>14.55</b>
<b>CCI Well-Being Outcomes</b>				
EPSDT Medical Visits	92%	89%	4	3.56
EPSDT Dental Visits	85%	77%	4	3.08
Academic Supports	74%	60%	3	1.80
Provider ECEM Visits	76%	80%	7	5.60
Provider General Contacts	76%	72%	7	5.04
Placements with Siblings	38%	44%	Not Scored	Not Scored
Placements within Legal County	14%	24%	Not Scored	Not Scored
<b>Well-Being Sub-Total</b>			<b>25</b>	<b>19.08</b>
*Performance calculation descriptions can be found in the FY 2019 RBWO PBP Measurements and Standards Guide.				

<b>Monitoring &amp; Outcomes: Possible Points = 100</b>		<b>Points Earned = 86.94</b>	
<b>Score Before Incentives Credit</b>			<b>86.94%</b>
<b>Incentives Awarded</b>			<b>9.62 pts</b>
<b>PBP Verification</b>			<b>N/A pts</b>
<b>Total Score</b>			<b>96.56%</b>



**DHS, DFCS, Office of Provider Management**  
**Performance-Based Placement Measures**  
**RBWO Provider GA+SCORECARD - CCI**  
**Report Quarter: Q1 FY2020**



**Provider/Program Name: Methodist Home for Children & Youth, The - Macon (754) - CCI**

Program Census Information:		# Children in Care During Quarter: 65	# Placements During Quarter: 65	# Children in Care On Last Day: 52
CCI Incentive Credits	Avg Performance All CCIs (Points)	Provider Performance (%)*	Possible Points (Weight)	Provider Points Earned
Early EPSDT Medical Visits		57%	2	1.14
Early EPSDT Dental Visits		53%	2	1.06
Permanency Contacts		6%	5	0.30
Additional Academic Supports		31%	2	0.62
HS Grad/GED/Prof or Trade Certificate/College		N/A	10/5/5/1	
EYSS Agreement		0%	5	0.00
Community Connections		0%	4	0.00
Active Agency Accreditation		50%	4	2.00
Staff Clinical Licensure		10%	5	0.50
Behavior Management (threshold = 0)		100%	4	4.00
<b>Incentives Total</b>	<b>7.78</b>			<b>9.62</b>
Maximum total combined incentive credit allowed is 10 points.			<b>Incentives Awarded</b>	<b>9.62</b>

\*Performance calculation descriptions can be found in the FY 2019 RBWO PBP Measurements and Standards Guide.

**Child Protective Services Investigations and Dispositions**

The following investigations data, which is not used for scoring but is considered significant to a provider's performance, is from Georgia SHINES and is not considered final or complete until the end of the fiscal year.

Total Reports:	1
Number Screened In:	1
Number Screened Out:	0
Number Substantiated:	0
Number Unsubstantiated:	1
Number Active CPS Investigations:	0



# Performance-Based Placement Measures

## RBWO Provider GA+SCORECARD - CCI

Report Quarter: Q1 FY2020

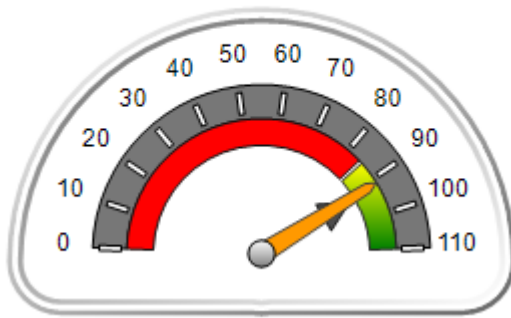
**Provider/Program Name: Methodist Home for Children & Youth, The - Our House at Carpenter's Way Ranch (1015) - CCI**

1645 Hunter Rd., Cataula, GA 31804	Quarterly Scores (Grades)		Current Quarter Score (Grade)
Phone: 706-322-5406	Q1: 91.46 (A-)	Q2: N/A	<b>91.46%</b> <b>(A-)</b>
Vendor ID# 35257	Q3: N/A	Q4: N/A	
Program Census Information:	# Children in Care During Quarter: 22	# Placements During Quarter: 22	# Children in Care On Last Day: 16

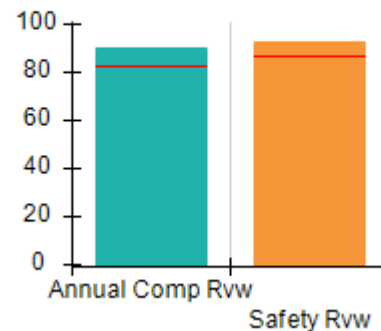
### Quarterly Provider Comparisons to All CCIs

indicates average for all CCIs

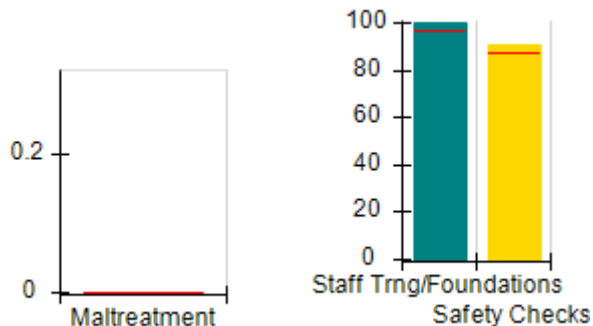
Overall Score (%)



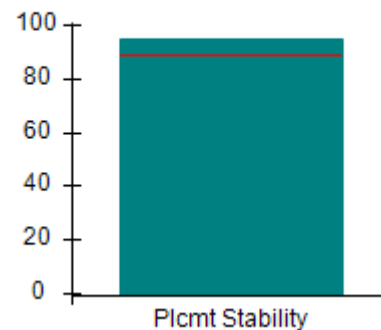
OPM Monitoring Reviews (%)



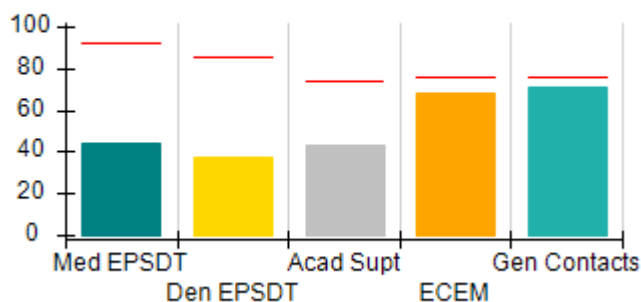
Safety Outcomes (%)



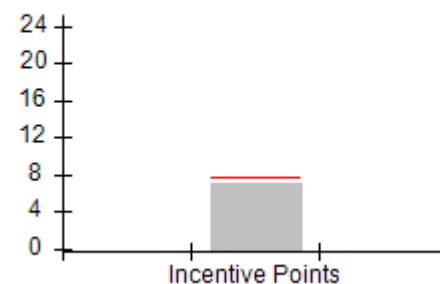
Permanency Outcomes (%)



Well-Being Outcomes (%)



Incentives Earned (Points)







## Performance-Based Placement Measures

### RBWO Provider GA+SCORECARD - CCI

Report Quarter: Q1 FY2020

<b>Provider/Program Name: Methodist Home for Children &amp; Youth, The - Our House at Carpenter's Way Ranch (1015) - CCI</b>				
1645 Hunter Rd., Cataula, GA 31804		Quarterly Scores (Grades)		Current Quarter Score (Grade)
Phone: 706-322-5406		Q1: 91.46 (A-)	Q2: N/A	<b>91.46%</b> <b>(A-)</b>
Vendor ID# 35257		Q3: N/A	Q4: N/A	
Program Census Information:		# Children in Care During Quarter: 22	# Placements During Quarter: 22	# Children in Care On Last Day: 16
	Avg Performance All CCIs (%)	Provider Performance (%)*	Possible Points (Weight)	Provider Points Earned
<b>OPM Monitoring Reviews</b>				
Annual Comprehensive Reviews	83%	90%	25	22.51
Safety Reviews	86%	93%	15	13.88
<b>Monitoring Sub-Total</b>			<b>40</b>	<b>36.38</b>
<b>CCI Safety Outcomes</b>				
Incidence of Maltreatment	0.00%	No Substantiated Reports	10	10.00
Staff Training/Foundations	96%	100%	5	5.00
Staff Safety Checks	87%	91%	5	4.55
<b>Safety Sub-Total</b>			<b>20</b>	<b>19.55</b>
<b>CCI Permanency Outcomes</b>				
Placement Stability	89%	95%	15	14.25
<b>Permanency Sub-Total</b>			<b>15</b>	<b>14.25</b>
<b>CCI Well-Being Outcomes</b>				
EPSDT Medical Visits	92%	44%	4	1.76
EPSDT Dental Visits	85%	38%	4	1.52
Academic Supports	74%	43%	3	1.29
Provider ECEM Visits	76%	68%	7	4.76
Provider General Contacts	76%	71%	7	4.97
Placements with Siblings	38%	57%	Not Scored	Not Scored
Placements within Legal County	14%	0%	Not Scored	Not Scored
<b>Well-Being Sub-Total</b>			<b>25</b>	<b>14.30</b>

\*Performance calculation descriptions can be found in the FY 2019 RBWO PBP Measurements and Standards Guide.

<b>Monitoring &amp; Outcomes: Possible Points = 100</b>	<b>Points Earned = 84.48</b>
<b>Score Before Incentives Credit</b>	<b>84.48%</b>
<b>Incentives Awarded</b>	<b>6.98 pts</b>
<b>PBP Verification</b>	<b>N/A pts</b>
<b>Total Score</b>	<b>91.46%</b>



**DHS, DFCS, Office of Provider Management**  
**Performance-Based Placement Measures**  
**RBWO Provider GA+SCORECARD - CCI**



**Report Quarter: Q1 FY2020**

**Provider/Program Name: Methodist Home for Children & Youth, The - Our House at Carpenter's Way Ranch (1015) - CCI**

Program Census Information:		# Children in Care During Quarter: 22	# Placements During Quarter: 22	# Children in Care On Last Day: 16
CCI Incentive Credits	Avg Performance All CCIs (Points)	Provider Performance (%)*	Possible Points (Weight)	Provider Points Earned
Early EPSDT Medical Visits		10%	2	0.20
Early EPSDT Dental Visits		9%	2	0.18
Permanency Contacts		0%	5	0.00
Additional Academic Supports		30%	2	0.60
HS Grad/GED/Prof or Trade Certificate/College		N/A	10/5/5/1	
EYSS Agreement		0%	5	0.00
Community Connections		0%	4	0.00
Active Agency Accreditation		50%	4	2.00
Staff Clinical Licensure		0%	5	0.00
Behavior Management (threshold = 0)		100%	4	4.00
<b>Incentives Total</b>	<b>7.78</b>			<b>6.98</b>
Maximum total combined incentive credit allowed is 10 points.			<b>Incentives Awarded</b>	<b>6.98</b>

\*Performance calculation descriptions can be found in the FY 2019 RBWO PBP Measurements and Standards Guide.

### Child Protective Services Investigations and Dispositions

The following investigations data, which is not used for scoring but is considered significant to a provider's performance, is from Georgia SHINES and is not considered final or complete until the end of the fiscal year.

Total Reports:	0
Number Screened In:	0
Number Screened Out:	0
Number Substantiated:	0
Number Unsubstantiated:	0
Number Active CPS Investigations:	0



DHS, DFCS, Office of Provider Management  
**Performance-Based Placement Measures**  
**RBWO Provider GA+SCORECARD - CCI**



Report Quarter: Q1 FY2020

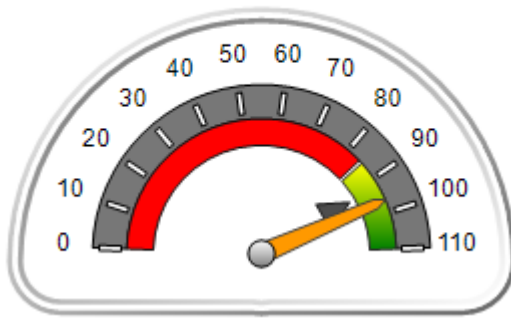
**Provider/Program Name: Methodist Home for Children & Youth, The - STARS Program (753) - CCI**

304 Pierce Ave., Macon, GA 31204	Quarterly Scores (Grades)		Current Quarter Score (Grade)
Phone: 478-751-2800	Q1: 96.62 (A)	Q2: N/A	<b>96.62%</b> <b>(A)</b>
Vendor ID# 35461	Q3: N/A	Q4: N/A	
Program Census Information:	# Children in Care During Quarter: 6	# Placements During Quarter: 6	# Children in Care On Last Day: 2

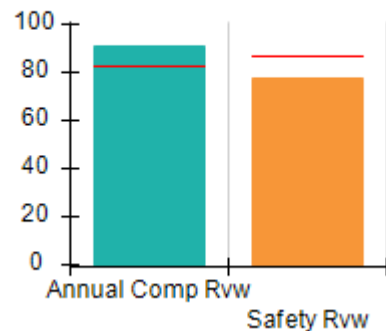
**Quarterly Provider Comparisons to All CCIs**

▼ — indicates average for all CCIs

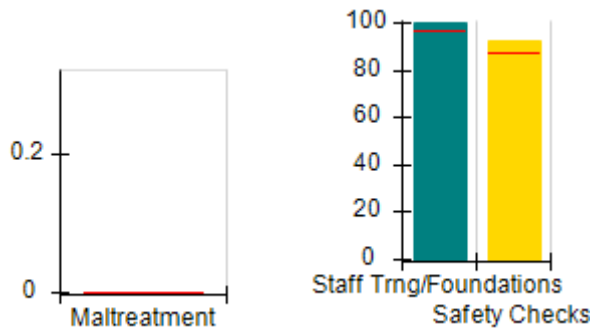
Overall Score (%)



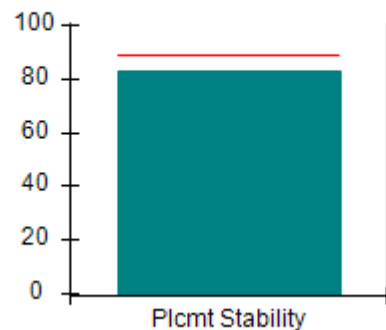
OPM Monitoring Reviews (%)



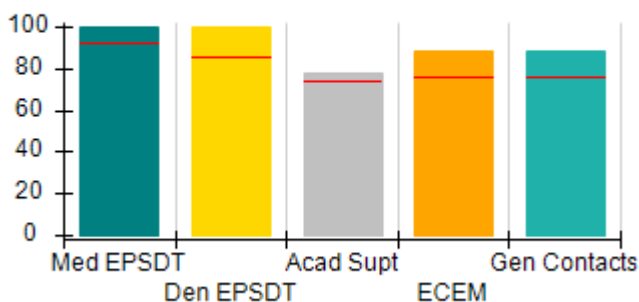
Safety Outcomes (%)



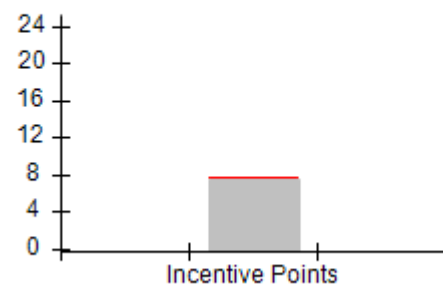
Permanency Outcomes (%)



Well-Being Outcomes (%)



Incentives Earned (Points)





DHS, DFCS, Office of Provider Management  
**Performance-Based Placement Measures**  
**RBWO Provider GA+SCORECARD - CCI**



Report Quarter: Q1 FY2020

**Provider/Program Name: Methodist Home for Children & Youth, The - STARS Program (753) - CCI**

304 Pierce Ave., Macon, GA 31204	Quarterly Scores (Grades)		Current Quarter Score (Grade)
Phone: 478-751-2800	Q1: 96.62 (A)	Q2: N/A	<b>96.62% (A)</b>
Vendor ID# 35461	Q3: N/A	Q4: N/A	

Program Census Information:	# Children in Care During Quarter: 6	# Placements During Quarter: 6	# Children in Care On Last Day: 2
-----------------------------	--------------------------------------	--------------------------------	-----------------------------------

	Avg Performance All CCIs (%)	Provider Performance (%)*	Possible Points (Weight)	Provider Points Earned
--	------------------------------	---------------------------	--------------------------	------------------------

**OPM Monitoring Reviews**

Annual Comprehensive Reviews	83%	91%	25	22.78
Safety Reviews	86%	78%	15	11.63
<b>Monitoring Sub-Total</b>			<b>40</b>	<b>34.41</b>

**CCI Safety Outcomes**

Incidence of Maltreatment	0.00%	No Substantiated Reports	10	10.00
Staff Training/Foundations	96%	100%	5	5.00
Staff Safety Checks	87%	92%	5	4.60
<b>Safety Sub-Total</b>			<b>20</b>	<b>19.60</b>

**CCI Permanency Outcomes**

Placement Stability	89%	83%	15	12.45
<b>Permanency Sub-Total</b>			<b>15</b>	<b>12.45</b>

**CCI Well-Being Outcomes**

EPSDT Medical Visits	92%	100%	4	4.00
EPSDT Dental Visits	85%	100%	4	4.00
Academic Supports	74%	78%	3	2.34
Provider ECEM Visits	76%	88%	7	6.16
Provider General Contacts	76%	88%	7	6.16
Placements with Siblings	38%	0%	Not Scored	Not Scored
Placements within Legal County	14%	0%	Not Scored	Not Scored
<b>Well-Being Sub-Total</b>			<b>25</b>	<b>22.66</b>

\*Performance calculation descriptions can be found in the FY 2019 RBWO PBP Measurements and Standards Guide.

<b>Monitoring &amp; Outcomes: Possible Points = 100</b>	<b>Points Earned = 89.12</b>
<b>Score Before Incentives Credit</b>	<b>89.12%</b>
<b>Incentives Awarded</b>	<b>7.50 pts</b>
<b>PBP Verification</b>	<b>N/A pts</b>
<b>Total Score</b>	<b>96.62%</b>



DHS, DFCS, Office of Provider Management  
**Performance-Based Placement Measures**  
**RBWO Provider GA+SCORECARD - CCI**



Report Quarter: Q1 FY2020

**Provider/Program Name: Methodist Home for Children & Youth, The - STARS Program (753) - CCI**

Program Census Information:		# Children in Care During Quarter: 6	# Placements During Quarter: 6	# Children in Care On Last Day: 2
CCI Incentive Credits	Avg Performance All CCIs (Points)	Provider Performance (%)*	Possible Points (Weight)	Provider Points Earned
Early EPSDT Medical Visits		Not Eligible	2	
Early EPSDT Dental Visits		Not Eligible	2	
Permanency Contacts		0%	5	0.00
Additional Academic Supports		50%	2	1.00
HS Grad/GED/Prof or Trade Certificate/College		N/A	10/5/5/1	
EYSS Agreement		Not Eligible	5	
Community Connections		0%	4	0.00
Active Agency Accreditation		50%	4	2.00
Staff Clinical Licensure		10%	5	0.50
Behavior Management (threshold = 0)		100%	4	4.00
<b>Incentives Total</b>	<b>7.78</b>			<b>7.50</b>
Maximum total combined incentive credit allowed is 10 points.			<b>Incentives Awarded</b>	<b>7.50</b>

\*Performance calculation descriptions can be found in the FY 2019 RBWO PBP Measurements and Standards Guide.

**Child Protective Services Investigations and Dispositions**

The following investigations data, which is not used for scoring but is considered significant to a provider's performance, is from Georgia SHINES and is not considered final or complete until the end of the fiscal year.

Total Reports:	0
Number Screened In:	0
Number Screened Out:	0
Number Substantiated:	0
Number Unsubstantiated:	0
Number Active CPS Investigations:	0



# Performance-Based Placement Measures

## RBWO Provider GA+SCORECARD - CCI

Report Quarter: Q1 FY2020

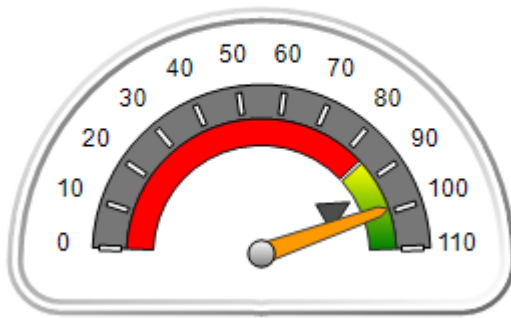
**Provider/Program Name: Morningstar Children and Family Services - Residential Program (764) - CCI**

One Youth Estate Drive, Brunswick, GA 31525	Quarterly Scores (Grades)		Current Quarter Score (Grade)
Phone: 912-267-3700	Q1: 99.03 (A+)	Q2: N/A	<b>99.03%</b> <b>(A+)</b>
Vendor ID# 35480	Q3: N/A	Q4: N/A	
Program Census Information:	# Children in Care During Quarter: 52	# Placements During Quarter: 53	# Children in Care On Last Day: 41

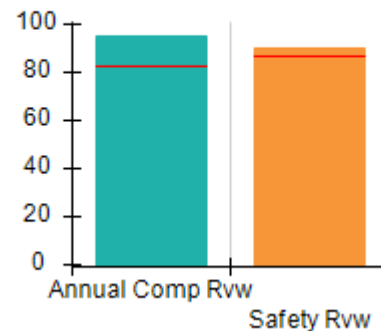
### Quarterly Provider Comparisons to All CCIs

indicates average for all CCIs

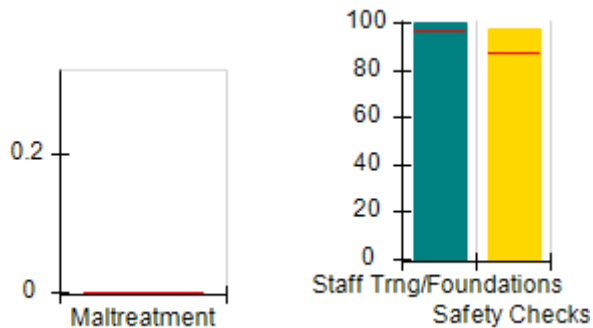
Overall Score (%)



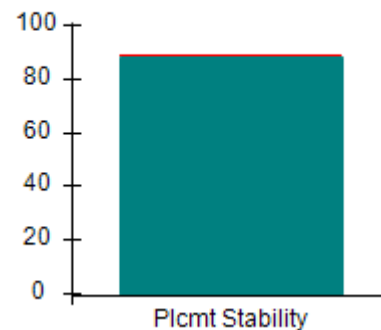
OPM Monitoring Reviews (%)



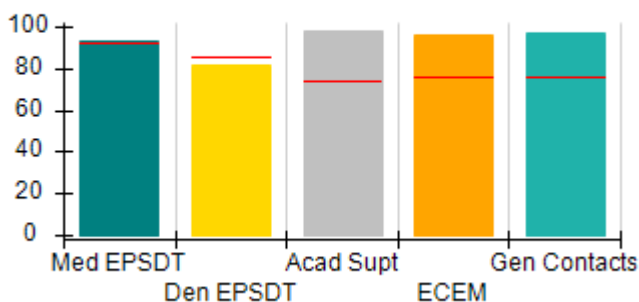
Safety Outcomes (%)



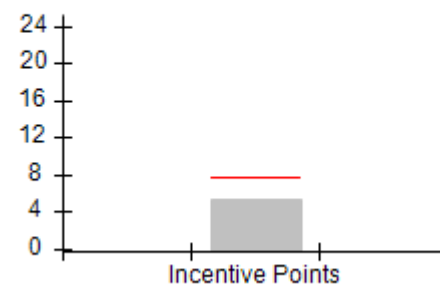
Permanency Outcomes (%)



Well-Being Outcomes (%)



Incentives Earned (Points)





## Performance-Based Placement Measures

### RBWO Provider GA+SCORECARD - CCI

Report Quarter: Q1 FY2020

<b>Provider/Program Name: Morningstar Children and Family Services - Residential Program (764) - CCI</b>				
<b>One Youth Estate Drive, Brunswick, GA 31525</b>		<b>Quarterly Scores (Grades)</b>		<b>Current Quarter Score (Grade)</b>
<b>Phone: 912-267-3700</b>		<b>Q1: 99.03 (A+)</b>	<b>Q2: N/A</b>	<b>99.03% (A+)</b>
<b>Vendor ID# 35480</b>		<b>Q3: N/A</b>	<b>Q4: N/A</b>	
Program Census Information:		# Children in Care During Quarter: 52	# Placements During Quarter: 53	# Children in Care On Last Day: 41
	<b>Avg Performance All CCIs (%)</b>	<b>Provider Performance (%)*</b>	<b>Possible Points (Weight)</b>	<b>Provider Points Earned</b>
<b>OPM Monitoring Reviews</b>				
Annual Comprehensive Reviews	83%	95%	25	23.74
Safety Reviews	86%	90%	15	13.50
<b>Monitoring Sub-Total</b>			<b>40</b>	<b>37.24</b>
<b>CCI Safety Outcomes</b>				
Incidence of Maltreatment	0.00%	No Substantiated Reports	10	10.00
Staff Training/Foundations	96%	100%	5	5.00
Staff Safety Checks	87%	97%	5	4.85
<b>Safety Sub-Total</b>			<b>20</b>	<b>19.85</b>
<b>CCI Permanency Outcomes</b>				
Placement Stability	89%	88%	15	13.20
<b>Permanency Sub-Total</b>			<b>15</b>	<b>13.20</b>
<b>CCI Well-Being Outcomes</b>				
EPSDT Medical Visits	92%	93%	4	3.72
EPSDT Dental Visits	85%	82%	4	3.28
Academic Supports	74%	98%	3	2.94
Provider ECEM Visits	76%	96%	7	6.72
Provider General Contacts	76%	97%	7	6.79
Placements with Siblings	38%	20%	Not Scored	Not Scored
Placements within Legal County	14%	7%	Not Scored	Not Scored
<b>Well-Being Sub-Total</b>			<b>25</b>	<b>23.45</b>
*Performance calculation descriptions can be found in the FY 2019 RBWO PBP Measurements and Standards Guide.				

<b>Monitoring &amp; Outcomes: Possible Points = 100</b>	<b>Points Earned = 93.74</b>
<b>Score Before Incentives Credit</b>	<b>93.74%</b>
<b>Incentives Awarded</b>	<b>5.29 pts</b>
<b>PBP Verification</b>	<b>N/A pts</b>
<b>Total Score</b>	<b>99.03%</b>



**DHS, DFCS, Office of Provider Management**  
**Performance-Based Placement Measures**  
**RBWO Provider GA+SCORECARD - CCI**



**Report Quarter: Q1 FY2020**

**Provider/Program Name: Morningstar Children and Family Services - Residential Program (764) - CCI**

Program Census Information:		# Children in Care During Quarter: 52	# Placements During Quarter: 53	# Children in Care On Last Day: 41
CCI Incentive Credits	Avg Performance All CCIs (Points)	Provider Performance (%)*	Possible Points (Weight)	Provider Points Earned
Early EPSDT Medical Visits		82%	2	1.64
Early EPSDT Dental Visits		50%	2	1.00
Permanency Contacts		13%	5	0.65
Additional Academic Supports		0%	2	0.00
HS Grad/GED/Prof or Trade Certificate/College		N/A	10/5/5/1	
EYSS Agreement		0%	5	0.00
Community Connections		0%	4	0.00
Active Agency Accreditation		50%	4	2.00
Staff Clinical Licensure		0%	5	0.00
Behavior Management (threshold = 0)		0%	4	0.00
<b>Incentives Total</b>	<b>7.78</b>			<b>5.29</b>
Maximum total combined incentive credit allowed is 10 points.			<b>Incentives Awarded</b>	<b>5.29</b>

\*Performance calculation descriptions can be found in the FY 2019 RBWO PBP Measurements and Standards Guide.

**Child Protective Services Investigations and Dispositions**

The following investigations data, which is not used for scoring but is considered significant to a provider's performance, is from Georgia SHINES and is not considered final or complete until the end of the fiscal year.

Total Reports:	2
Number Screened In:	0
Number Screened Out:	2
Number Substantiated:	0
Number Unsubstantiated:	0
Number Active CPS Investigations:	0





**DHS, DFCS, Office of Provider Management**  
**Performance-Based Placement Measures**  
**RBWO Provider GA+SCORECARD - CCI**  
**Report Quarter: Q1 FY2020**



<b>Provider/Program Name: Mountain Top Boys' Home, Inc. - (888) - CCI</b>			
<b>65 Mountain Top Way, Sugar Valley, GA 30746</b>	<b>Quarterly Scores (Grades)</b>		<b>Current Quarter Score (Grade)</b>
<b>Phone: 706-397-8223</b>	<b>Q1: 90.54 (A-)</b>	<b>Q2: N/A</b>	<b>90.54% (A-)</b>
<b>Vendor ID# 35481</b>	<b>Q3: N/A</b>	<b>Q4: N/A</b>	
<b>Program Census Information:</b>	<b># Children in Care During Quarter: 9</b>	<b># Placements During Quarter: 10</b>	<b># Children in Care On Last Day: 6</b>
<b>Quarterly Provider Comparisons to All CCIs</b>			

▼ — indicates average for all CCIs





DHS, DFCS, Office of Provider Management  
**Performance-Based Placement Measures**  
**RBWO Provider GA+SCORECARD - CCI**  
 Report Quarter: Q1 FY2020



<b>Provider/Program Name: Mountain Top Boys' Home, Inc. - (888) - CCI</b>				
<b>65 Mountain Top Way, Sugar Valley, GA 30746</b>		<b>Quarterly Scores (Grades)</b>		<b>Current Quarter Score (Grade)</b>
<b>Phone: 706-397-8223</b>		<b>Q1: 90.54 (A-)</b>	<b>Q2: N/A</b>	<b>90.54% (A-)</b>
<b>Vendor ID# 35481</b>		<b>Q3: N/A</b>	<b>Q4: N/A</b>	
Program Census Information:		# Children in Care During Quarter: 9	# Placements During Quarter: 10	# Children in Care On Last Day: 6
	<b>Avg Performance All CCIs (%)</b>	<b>Provider Performance (%)*</b>	<b>Possible Points (Weight)</b>	<b>Provider Points Earned</b>
<b>OPM Monitoring Reviews</b>				
Annual Comprehensive Reviews	83%	95%	25	23.73
Safety Reviews	86%	99%	15	14.81
<b>Monitoring Sub-Total</b>			<b>40</b>	<b>38.55</b>
<b>CCI Safety Outcomes</b>				
Incidence of Maltreatment	0.00%	No Substantiated Reports	10	10.00
Staff Training/Foundations	96%	100%	5	5.00
Staff Safety Checks	87%	94%	5	4.70
<b>Safety Sub-Total</b>			<b>20</b>	<b>19.70</b>
<b>CCI Permanency Outcomes</b>				
Placement Stability	89%	78%	15	11.70
<b>Permanency Sub-Total</b>			<b>15</b>	<b>11.70</b>
<b>CCI Well-Being Outcomes</b>				
EPSDT Medical Visits	92%	40%	4	1.60
EPSDT Dental Visits	85%	20%	4	0.80
Academic Supports	74%	36%	3	1.08
Provider ECEM Visits	76%	91%	7	6.37
Provider General Contacts	76%	58%	7	4.06
Placements with Siblings	38%	67%	Not Scored	Not Scored
Placements within Legal County	14%	0%	Not Scored	Not Scored
<b>Well-Being Sub-Total</b>			<b>25</b>	<b>13.91</b>
*Performance calculation descriptions can be found in the FY 2019 RBWO PBP Measurements and Standards Guide.				

<b>Monitoring &amp; Outcomes: Possible Points = 100</b>		<b>Points Earned = 83.86</b>	
<b>Score Before Incentives Credit</b>			<b>83.86%</b>
<b>Incentives Awarded</b>			<b>6.68 pts</b>
<b>PBP Verification</b>			<b>N/A pts</b>
<b>Total Score</b>			<b>90.54%</b>



DHS, DFCS, Office of Provider Management  
**Performance-Based Placement Measures**  
**RBWO Provider GA+SCORECARD - CCI**  
Report Quarter: Q1 FY2020



**Provider/Program Name: Mountain Top Boys' Home, Inc. - (888) - CCI**

Program Census Information:		# Children in Care During Quarter: 9	# Placements During Quarter: 10	# Children in Care On Last Day: 6
CCI Incentive Credits	Avg Performance All CCIs (Points)	Provider Performance (%)*	Possible Points (Weight)	Provider Points Earned
Early EPSDT Medical Visits		67%	2	1.34
Early EPSDT Dental Visits		57%	2	1.14
Permanency Contacts		0%	5	0.00
Additional Academic Supports		10%	2	0.20
HS Grad/GED/Prof or Trade Certificate/College		N/A	10/5/5/1	
EYSS Agreement		Not Eligible	5	
Community Connections		0%	4	0.00
Active Agency Accreditation		0%	4	0.00
Staff Clinical Licensure		0%	5	0.00
Behavior Management (threshold = 0)		100%	4	4.00
<b>Incentives Total</b>	<b>7.78</b>			<b>6.68</b>
Maximum total combined incentive credit allowed is 10 points.			<b>Incentives Awarded</b>	<b>6.68</b>

\*Performance calculation descriptions can be found in the FY 2019 RBWO PBP Measurements and Standards Guide.

**Child Protective Services Investigations and Dispositions**

The following investigations data, which is not used for scoring but is considered significant to a provider's performance, is from Georgia SHINES and is not considered final or complete until the end of the fiscal year.

Total Reports:	2
Number Screened In:	0
Number Screened Out:	2
Number Substantiated:	0
Number Unsubstantiated:	0
Number Active CPS Investigations:	0



DHS, DFCS, Office of Provider Management

## Performance-Based Placement Measures

### RBWO Provider GA+SCORECARD - CCI

Report Quarter: Q1 FY2020



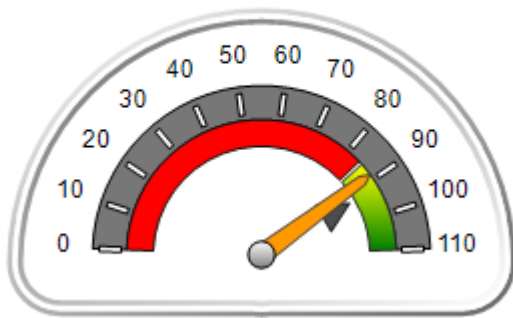
**Provider/Program Name: Murphy-Harpst Children's Centers - (770) - CCI**

740 Fletcher St., Cedartown, GA 30125	Quarterly Scores (Grades)		Current Quarter Score (Grade)
Phone: 770-748-1500	Q1: 88.55 (B+)	Q2: N/A	<b>88.55%</b> <b>(B+)</b>
Vendor ID# 35484	Q3: N/A	Q4: N/A	
Program Census Information:	# Children in Care During Quarter: 57	# Placements During Quarter: 57	# Children in Care On Last Day: 38

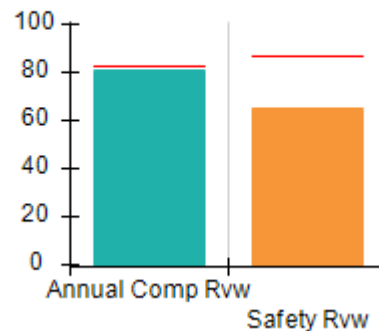
### Quarterly Provider Comparisons to All CCIs

▼ — indicates average for all CCIs

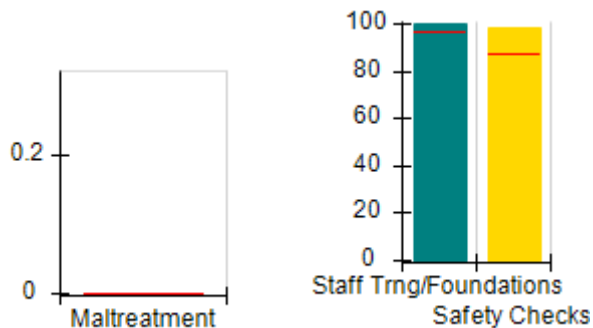
Overall Score (%)



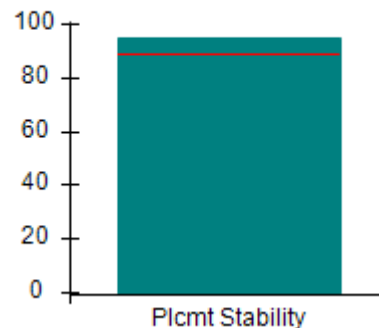
OPM Monitoring Reviews (%)



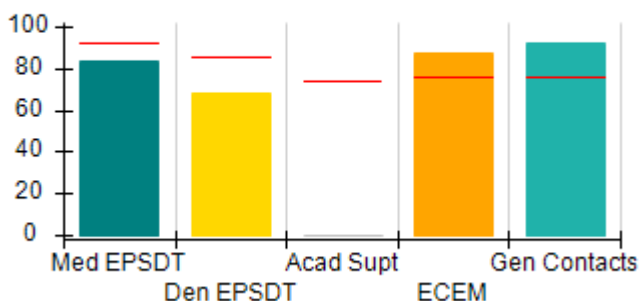
Safety Outcomes (%)



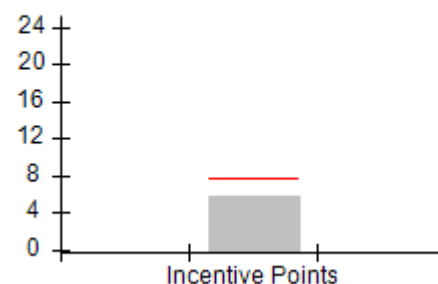
Permanency Outcomes (%)



Well-Being Outcomes (%)



Incentives Earned (Points)





DHS, DFCS, Office of Provider Management  
**Performance-Based Placement Measures**  
**RBWO Provider GA+SCORECARD - CCI**  
 Report Quarter: Q1 FY2020



<b>Provider/Program Name: Murphy-Harpst Children's Centers - (770) - CCI</b>				
740 Fletcher St., Cedartown, GA 30125		Quarterly Scores (Grades)		Current Quarter Score (Grade)
Phone: 770-748-1500		Q1: 88.55 (B+)	Q2: N/A	<b>88.55%</b> <b>(B+)</b>
Vendor ID# 35484		Q3: N/A	Q4: N/A	
Program Census Information:		# Children in Care During Quarter: 57	# Placements During Quarter: 57	# Children in Care On Last Day: 38
	Avg Performance All CCIs (%)	Provider Performance (%)*	Possible Points (Weight)	Provider Points Earned
<b>OPM Monitoring Reviews</b>				
Annual Comprehensive Reviews	83%	81%	25	20.23
Safety Reviews	86%	65%	15	9.75
<b>Monitoring Sub-Total</b>			<b>40</b>	<b>29.98</b>
<b>CCI Safety Outcomes</b>				
Incidence of Maltreatment	0.00%	No Substantiated Reports	10	10.00
Staff Training/Foundations	96%	100%	5	5.00
Staff Safety Checks	87%	98%	5	4.90
<b>Safety Sub-Total</b>			<b>20</b>	<b>19.90</b>
<b>CCI Permanency Outcomes</b>				
Placement Stability	89%	95%	15	14.25
<b>Permanency Sub-Total</b>			<b>15</b>	<b>14.25</b>
<b>CCI Well-Being Outcomes</b>				
EPSDT Medical Visits	92%	83%	4	3.32
EPSDT Dental Visits	85%	68%	4	2.72
Academic Supports	74%	0%	3	0.00
Provider ECEM Visits	76%	87%	7	6.09
Provider General Contacts	76%	92%	7	6.44
Placements with Siblings	38%	5%	Not Scored	Not Scored
Placements within Legal County	14%	0%	Not Scored	Not Scored
<b>Well-Being Sub-Total</b>			<b>25</b>	<b>18.57</b>
*Performance calculation descriptions can be found in the FY 2019 RBWO PBP Measurements and Standards Guide.				

<b>Monitoring &amp; Outcomes: Possible Points = 100</b>		<b>Points Earned = 82.70</b>	
<b>Score Before Incentives Credit</b>			<b>82.70%</b>
<b>Incentives Awarded</b>			<b>5.85 pts</b>
<b>PBP Verification</b>			<b>N/A pts</b>
<b>Total Score</b>			<b>88.55%</b>



DHS, DFCS, Office of Provider Management  
**Performance-Based Placement Measures**  
**RBWO Provider GA+SCORECARD - CCI**  
Report Quarter: Q1 FY2020



**Provider/Program Name: Murphy-Harpst Children's Centers - (770) - CCI**

Program Census Information:		# Children in Care During Quarter: 57	# Placements During Quarter: 57	# Children in Care On Last Day: 38
CCI Incentive Credits	Avg Performance All CCIs (Points)	Provider Performance (%)*	Possible Points (Weight)	Provider Points Earned
Early EPSDT Medical Visits		0%	2	0.00
Early EPSDT Dental Visits		0%	2	0.00
Permanency Contacts		67%	5	3.35
Additional Academic Supports		0%	2	0.00
HS Grad/GED/Prof or Trade Certificate/College		N/A	10/5/5/1	
EYSS Agreement		Not Eligible	5	
Community Connections		0%	4	0.00
Active Agency Accreditation		50%	4	2.00
Staff Clinical Licensure		10%	5	0.50
Behavior Management (threshold = 0)		0%	4	0.00
<b>Incentives Total</b>	<b>7.78</b>			<b>5.85</b>
Maximum total combined incentive credit allowed is 10 points.			<b>Incentives Awarded</b>	<b>5.85</b>

\*Performance calculation descriptions can be found in the FY 2019 RBWO PBP Measurements and Standards Guide.

**Child Protective Services Investigations and Dispositions**

The following investigations data, which is not used for scoring but is considered significant to a provider's performance, is from Georgia SHINES and is not considered final or complete until the end of the fiscal year.

Total Reports:	1
Number Screened In:	0
Number Screened Out:	1
Number Substantiated:	0
Number Unsubstantiated:	0
Number Active CPS Investigations:	0

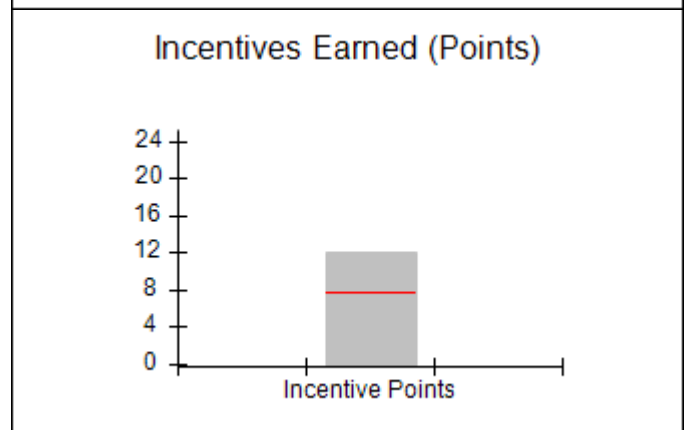
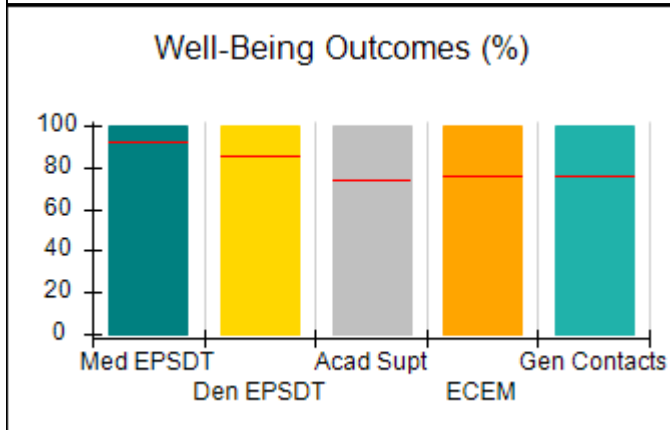
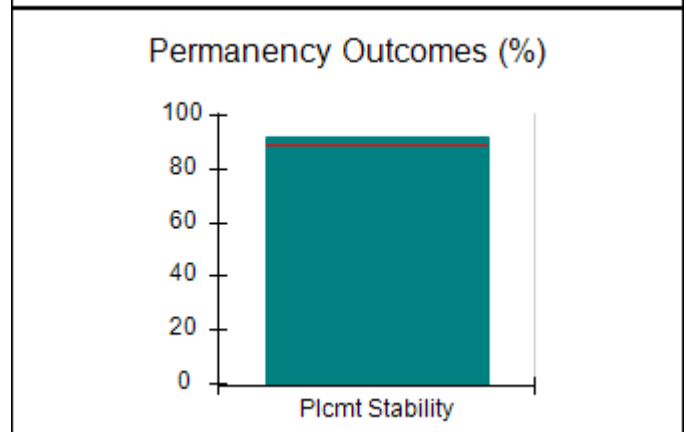
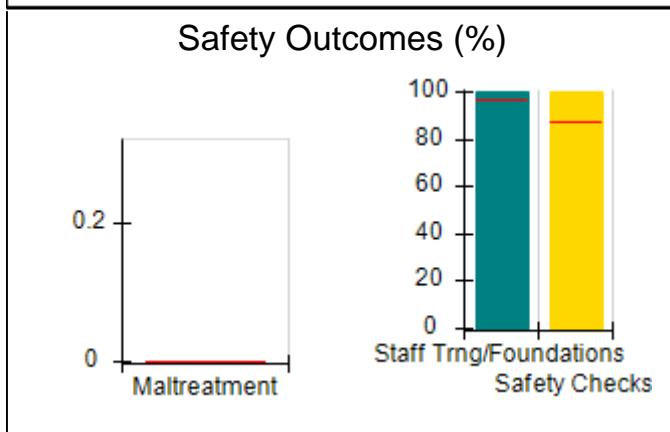
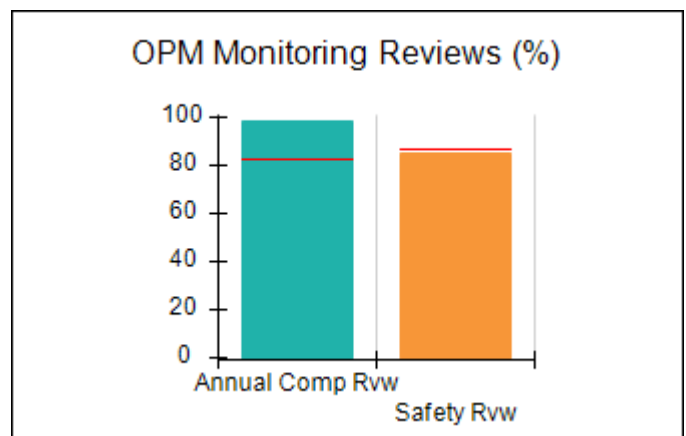
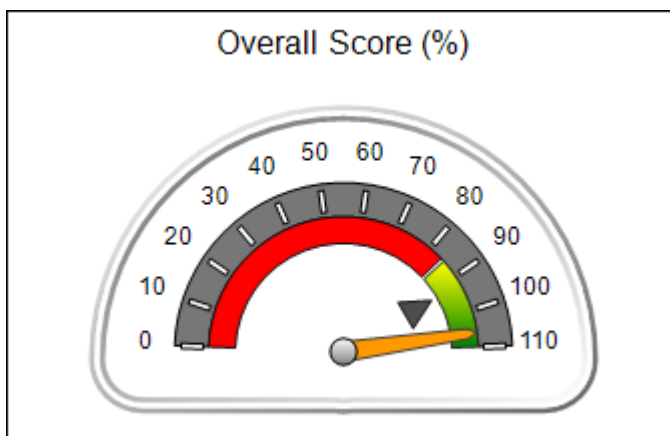


**DHS, DFCS, Office of Provider Management**  
**Performance-Based Placement Measures**  
**RBWO Provider GA+SCORECARD - CCI**  
**Report Quarter: Q1 FY2020**



<b>Provider/Program Name: North Georgia Angel House - (925) - CCI</b>			
2260 Sam Nelson Road, Canton, GA 30114	<b>Quarterly Scores (Grades)</b>		<b>Current Quarter Score (Grade)</b>
Phone: 770 479-9555	Q1: 106.16 (A+)	Q2: N/A	<b>106.16% (A+)</b>
Vendor ID# 35513	Q3: N/A	Q4: N/A	
Program Census Information:	# Children in Care During Quarter: 25	# Placements During Quarter: 25	# Children in Care On Last Day: 8
<b>Quarterly Provider Comparisons to All CCIs</b>			

▼ — indicates average for all CCIs





DHS, DFCS, Office of Provider Management  
**Performance-Based Placement Measures**  
**RBWO Provider GA+SCORECARD - CCI**  
 Report Quarter: Q1 FY2020



<b>Provider/Program Name: North Georgia Angel House - (925) - CCI</b>				
2260 Sam Nelson Road, Canton, GA 30114		Quarterly Scores (Grades)		Current Quarter Score (Grade)
Phone: 770 479-9555		Q1: 106.16 (A+)	Q2: N/A	<b>106.16%</b> <b>(A+)</b>
Vendor ID# 35513		Q3: N/A	Q4: N/A	
Program Census Information:		# Children in Care During Quarter: 25	# Placements During Quarter: 25	# Children in Care On Last Day: 8
	Avg Performance All CCIs (%)	Provider Performance (%)*	Possible Points (Weight)	Provider Points Earned
<b>OPM Monitoring Reviews</b>				
Annual Comprehensive Reviews	83%	98%	25	24.61
Safety Reviews	86%	85%	15	12.75
<b>Monitoring Sub-Total</b>			<b>40</b>	<b>37.36</b>
<b>CCI Safety Outcomes</b>				
Incidence of Maltreatment	0.00%	No Substantiated Reports	10	10.00
Staff Training/Foundations	96%	100%	5	5.00
Staff Safety Checks	87%	100%	5	5.00
<b>Safety Sub-Total</b>			<b>20</b>	<b>20.00</b>
<b>CCI Permanency Outcomes</b>				
Placement Stability	89%	92%	15	13.80
<b>Permanency Sub-Total</b>			<b>15</b>	<b>13.80</b>
<b>CCI Well-Being Outcomes</b>				
EPSDT Medical Visits	92%	100%	4	4.00
EPSDT Dental Visits	85%	100%	4	4.00
Academic Supports	74%	100%	3	3.00
Provider ECEM Visits	76%	100%	7	7.00
Provider General Contacts	76%	100%	7	7.00
Placements with Siblings	38%	0%	Not Scored	Not Scored
Placements within Legal County	14%	14%	Not Scored	Not Scored
<b>Well-Being Sub-Total</b>			<b>25</b>	<b>25.00</b>
*Performance calculation descriptions can be found in the FY 2019 RBWO PBP Measurements and Standards Guide.				

<b>Monitoring &amp; Outcomes: Possible Points = 100</b>		<b>Points Earned = 96.16</b>	
<b>Score Before Incentives Credit</b>			<b>96.16%</b>
<b>Incentives Awarded</b>			<b>10.00 pts</b>
<b>PBP Verification</b>			<b>N/A pts</b>
<b>Total Score</b>			<b>106.16%</b>





**DHS, DFCS, Office of Provider Management**  
**Performance-Based Placement Measures**  
**RBWO Provider GA+SCORECARD - CCI**  
**Report Quarter: Q1 FY2020**



**Provider/Program Name: North Georgia Angel House - (925) - CCI**

Program Census Information:		# Children in Care During Quarter: 25	# Placements During Quarter: 25	# Children in Care On Last Day: 8
CCI Incentive Credits	Avg Performance All CCIs (Points)	Provider Performance (%)*	Possible Points (Weight)	Provider Points Earned
Early EPSDT Medical Visits		100%	2	2.00
Early EPSDT Dental Visits		100%	2	2.00
Permanency Contacts		None Planned	5	
Additional Academic Supports		100%	2	2.00
HS Grad/GED/Prof or Trade Certificate/College		N/A	10/5/5/1	
EYSS Agreement		Not Eligible	5	
Community Connections		0%	4	0.00
Active Agency Accreditation		50%	4	2.00
Staff Clinical Licensure		0%	5	0.00
Behavior Management (threshold = 0)		100%	4	4.00
<b>Incentives Total</b>	<b>7.78</b>			<b>12.00</b>
Maximum total combined incentive credit allowed is 10 points.			<b>Incentives Awarded</b>	<b>10.00</b>

\*Performance calculation descriptions can be found in the FY 2019 RBWO PBP Measurements and Standards Guide.

**Child Protective Services Investigations and Dispositions**

The following investigations data, which is not used for scoring but is considered significant to a provider's performance, is from Georgia SHINES and is not considered final or complete until the end of the fiscal year.

Total Reports:	1
Number Screened In:	0
Number Screened Out:	1
Number Substantiated:	0
Number Unsubstantiated:	0
Number Active CPS Investigations:	0



DHS, DFCS, Office of Provider Management  
**Performance-Based Placement Measures**  
**RBWO Provider GA+SCORECARD - CCI**  
Report Quarter: Q1 FY2020



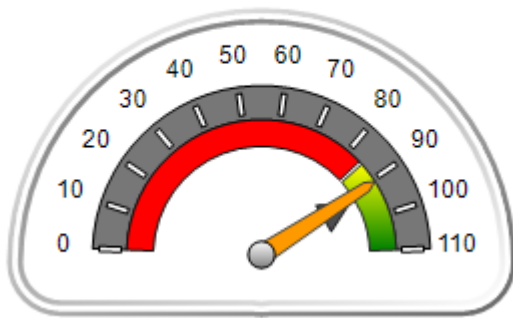
**Provider/Program Name: Northwest Georgia Girls Home - (779) - CCI**

508 Chattanooga Ave., Dalton, GA 30722	Quarterly Scores (Grades)		Current Quarter Score (Grade)
Phone: 706-226-4862	Q1: 90.76 (A-)	Q2: N/A	<b>90.76%</b> <b>(A-)</b>
Vendor ID# 35516	Q3: N/A	Q4: N/A	
Program Census Information:	# Children in Care During Quarter: 13	# Placements During Quarter: 13	# Children in Care On Last Day: 4

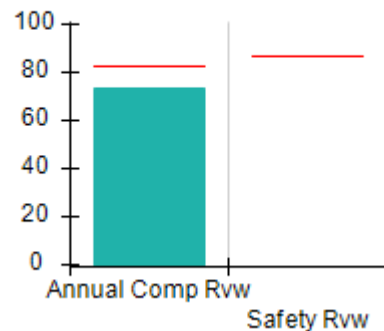
**Quarterly Provider Comparisons to All CCIs**

▼ — indicates average for all CCIs

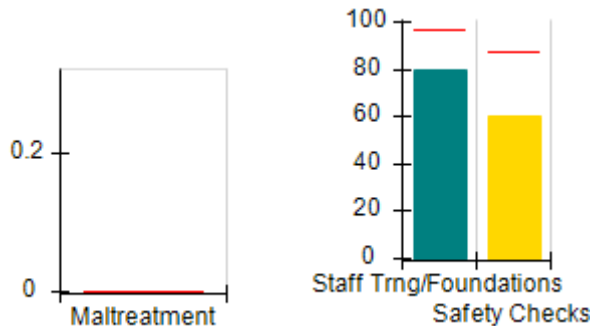
Overall Score (%)



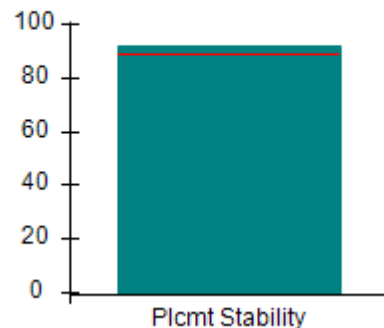
OPM Monitoring Reviews (%)



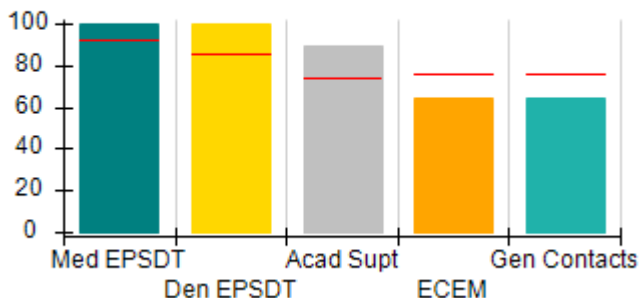
Safety Outcomes (%)



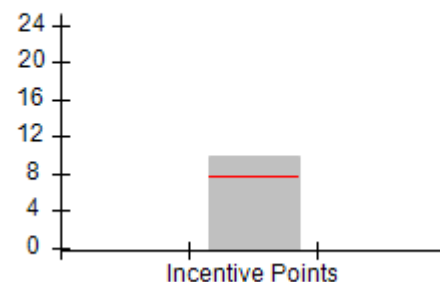
Permanency Outcomes (%)



Well-Being Outcomes (%)



Incentives Earned (Points)





DHS, DFCS, Office of Provider Management  
**Performance-Based Placement Measures**  
**RBWO Provider GA+SCORECARD - CCI**  
 Report Quarter: Q1 FY2020



<b>Provider/Program Name: Northwest Georgia Girls Home - (779) - CCI</b>				
<b>508 Chattanooga Ave., Dalton, GA 30722</b>		<b>Quarterly Scores (Grades)</b>		<b>Current Quarter Score (Grade)</b>
<b>Phone: 706-226-4862</b>		<b>Q1: 90.76 (A-)</b>	<b>Q2: N/A</b>	<b>90.76% (A-)</b>
<b>Vendor ID# 35516</b>		<b>Q3: N/A</b>	<b>Q4: N/A</b>	
Program Census Information:		# Children in Care During Quarter: 13	# Placements During Quarter: 13	# Children in Care On Last Day: 4
	<b>Avg Performance All CCIs (%)</b>	<b>Provider Performance (%)*</b>	<b>Possible Points (Weight)</b>	<b>Provider Points Earned</b>
<b>OPM Monitoring Reviews</b>				
Annual Comprehensive Reviews	83%	74%	25	18.42
Safety Reviews	86%	Not Yet Conducted		
<b>Monitoring Sub-Total</b>			<b>25</b>	<b>18.42</b>
<b>CCI Safety Outcomes</b>				
Incidence of Maltreatment	0.00%	No Substantiated Reports	10	10.00
Staff Training/Foundations	96%	80%	5	4.00
Staff Safety Checks	87%	60%	5	3.00
<b>Safety Sub-Total</b>			<b>20</b>	<b>17.00</b>
<b>CCI Permanency Outcomes</b>				
Placement Stability	89%	92%	15	13.80
<b>Permanency Sub-Total</b>			<b>15</b>	<b>13.80</b>
<b>CCI Well-Being Outcomes</b>				
EPSDT Medical Visits	92%	100%	4	4.00
EPSDT Dental Visits	85%	100%	4	4.00
Academic Supports	74%	89%	3	2.67
Provider ECEM Visits	76%	64%	7	4.48
Provider General Contacts	76%	64%	7	4.48
Placements with Siblings	38%	100%	Not Scored	Not Scored
Placements within Legal County	14%	71%	Not Scored	Not Scored
<b>Well-Being Sub-Total</b>			<b>25</b>	<b>19.63</b>
*Performance calculation descriptions can be found in the FY 2019 RBWO PBP Measurements and Standards Guide.				

<b>Monitoring &amp; Outcomes: Possible Points = 85</b>		<b>Points Earned = 68.85</b>	
<b>Score Before Incentives Credit</b>			<b>81.00%</b>
<b>Incentives Awarded</b>			<b>9.76 pts</b>
<b>PBP Verification</b>			<b>N/A pts</b>
<b>Total Score</b>			<b>90.76%</b>



DHS, DFCS, Office of Provider Management  
**Performance-Based Placement Measures**  
**RBWO Provider GA+SCORECARD - CCI**  
Report Quarter: Q1 FY2020



**Provider/Program Name: Northwest Georgia Girls Home - (779) - CCI**

Program Census Information:		# Children in Care During Quarter: 13	# Placements During Quarter: 13	# Children in Care On Last Day: 4
CCI Incentive Credits	Avg Performance All CCIs (Points)	Provider Performance (%)*	Possible Points (Weight)	Provider Points Earned
Early EPSDT Medical Visits		100%	2	2.00
Early EPSDT Dental Visits		100%	2	2.00
Permanency Contacts		0%	5	0.00
Additional Academic Supports		88%	2	1.76
HS Grad/GED/Prof or Trade Certificate/College		N/A	10/5/5/1	
EYSS Agreement		Not Eligible	5	
Community Connections		Not Eligible	4	
Active Agency Accreditation		0%	4	0.00
Staff Clinical Licensure		0%	5	0.00
Behavior Management (threshold = 0)		100%	4	4.00
<b>Incentives Total</b>	<b>7.78</b>			<b>9.76</b>
Maximum total combined incentive credit allowed is 10 points.			<b>Incentives Awarded</b>	<b>9.76</b>

\*Performance calculation descriptions can be found in the FY 2019 RBWO PBP Measurements and Standards Guide.

**Child Protective Services Investigations and Dispositions**

The following investigations data, which is not used for scoring but is considered significant to a provider's performance, is from Georgia SHINES and is not considered final or complete until the end of the fiscal year.

Total Reports:	0
Number Screened In:	0
Number Screened Out:	0
Number Substantiated:	0
Number Unsubstantiated:	0
Number Active CPS Investigations:	0

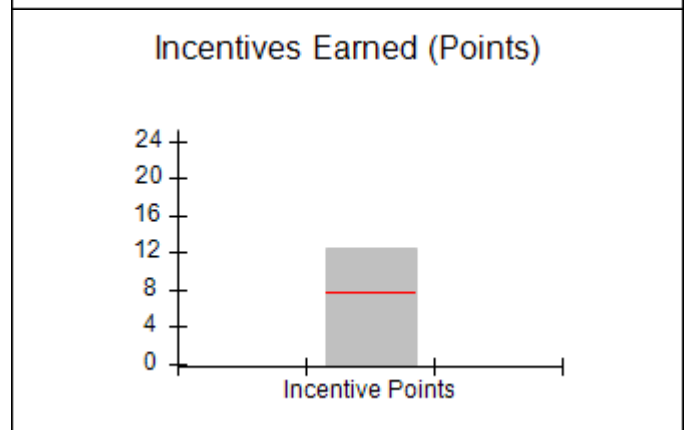
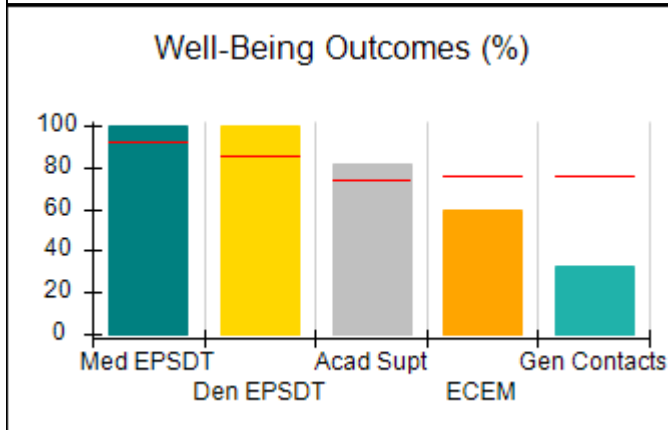
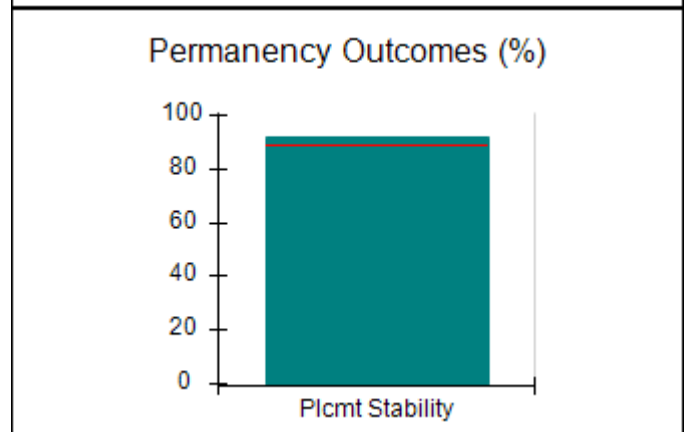
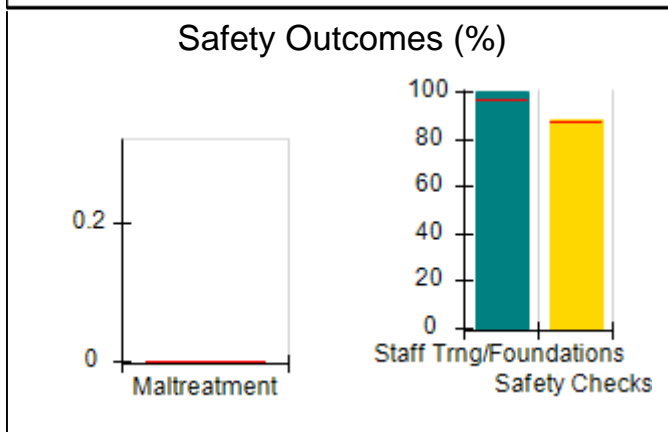
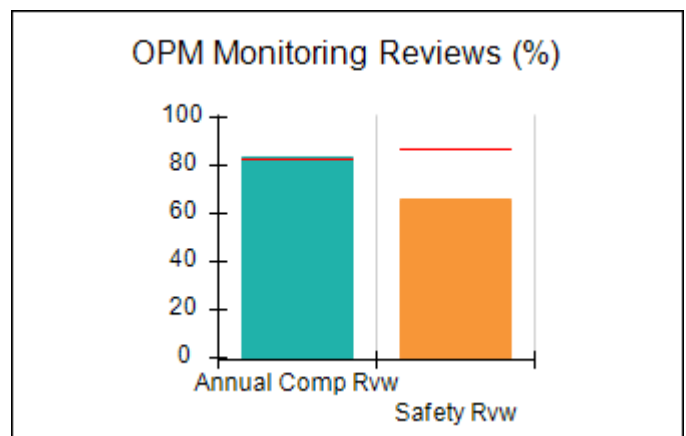
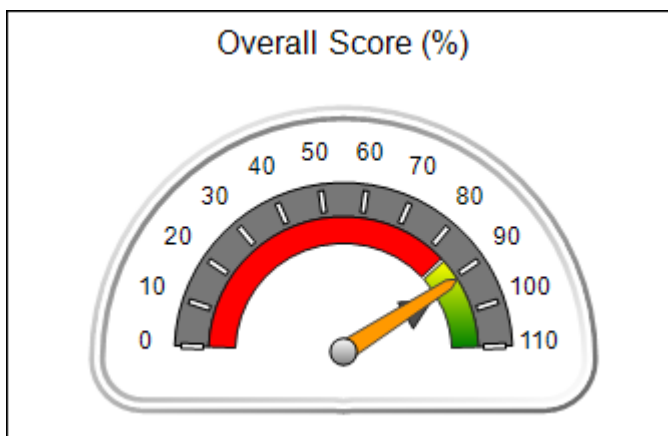


**DHS, DFCS, Office of Provider Management**  
**Performance-Based Placement Measures**  
**RBWO Provider GA+SCORECARD - CCI**  
**Report Quarter: Q1 FY2020**



<b>Provider/Program Name: Open Arms - Bridge I - Miller Rd. (787) - CCI</b>			
<b>162 Miller Rd., Leesburg, GA 31763</b>	<b>Quarterly Scores (Grades)</b>		<b>Current Quarter Score (Grade)</b>
<b>Phone: 229-431-1121</b>	<b>Q1: 90.94 (A-)</b>	<b>Q2: N/A</b>	<b>90.94% (A-)</b>
<b>Vendor ID# 35530</b>	<b>Q3: N/A</b>	<b>Q4: N/A</b>	
<b>Program Census Information:</b>	<b># Children in Care During Quarter: 12</b>	<b># Placements During Quarter: 12</b>	<b># Children in Care On Last Day: 7</b>
<b>Quarterly Provider Comparisons to All CCIs</b>			

▼ — indicates average for all CCIs





DHS, DFCS, Office of Provider Management  
**Performance-Based Placement Measures**  
**RBWO Provider GA+SCORECARD - CCI**  
 Report Quarter: Q1 FY2020



<b>Provider/Program Name: Open Arms - Bridge I - Miller Rd. (787) - CCI</b>				
162 Miller Rd., Leesburg, GA 31763		Quarterly Scores (Grades)		Current Quarter Score (Grade)
Phone: 229-431-1121		Q1: 90.94 (A-)	Q2: N/A	<b>90.94%</b> <b>(A-)</b>
Vendor ID# 35530		Q3: N/A	Q4: N/A	
Program Census Information:		# Children in Care During Quarter: 12	# Placements During Quarter: 12	# Children in Care On Last Day: 7
	Avg Performance All CCIs (%)	Provider Performance (%)*	Possible Points (Weight)	Provider Points Earned
<b>OPM Monitoring Reviews</b>				
Annual Comprehensive Reviews	83%	83%	25	20.83
Safety Reviews	86%	66%	15	9.94
<b>Monitoring Sub-Total</b>			<b>40</b>	<b>30.77</b>
<b>CCI Safety Outcomes</b>				
Incidence of Maltreatment	0.00%	No Substantiated Reports	10	10.00
Staff Training/Foundations	96%	100%	5	5.00
Staff Safety Checks	87%	88%	5	4.40
<b>Safety Sub-Total</b>			<b>20</b>	<b>19.40</b>
<b>CCI Permanency Outcomes</b>				
Placement Stability	89%	92%	15	13.80
<b>Permanency Sub-Total</b>			<b>15</b>	<b>13.80</b>
<b>CCI Well-Being Outcomes</b>				
EPSDT Medical Visits	92%	100%	4	4.00
EPSDT Dental Visits	85%	100%	4	4.00
Academic Supports	74%	82%	3	2.46
Provider ECEM Visits	76%	60%	7	4.20
Provider General Contacts	76%	33%	7	2.31
Placements with Siblings	38%	63%	Not Scored	Not Scored
Placements within Legal County	14%	0%	Not Scored	Not Scored
<b>Well-Being Sub-Total</b>			<b>25</b>	<b>16.97</b>
*Performance calculation descriptions can be found in the FY 2019 RBWO PBP Measurements and Standards Guide.				

<b>Monitoring &amp; Outcomes: Possible Points = 100</b>		<b>Points Earned = 80.94</b>	
<b>Score Before Incentives Credit</b>			<b>80.94%</b>
<b>Incentives Awarded</b>			<b>10.00 pts</b>
<b>PBP Verification</b>			<b>N/A pts</b>
<b>Total Score</b>			<b>90.94%</b>



**DHS, DFCS, Office of Provider Management**  
**Performance-Based Placement Measures**  
**RBWO Provider GA+SCORECARD - CCI**  
**Report Quarter: Q1 FY2020**



**Provider/Program Name: Open Arms - Bridge I - Miller Rd. (787) - CCI**

Program Census Information:		# Children in Care During Quarter: 12	# Placements During Quarter: 12	# Children in Care On Last Day: 7
CCI Incentive Credits	Avg Performance All CCIs (Points)	Provider Performance (%)*	Possible Points (Weight)	Provider Points Earned
Early EPSDT Medical Visits		100%	2	2.00
Early EPSDT Dental Visits		100%	2	2.00
Permanency Contacts		64%	5	3.20
Additional Academic Supports		67%	2	1.34
HS Grad/GED/Prof or Trade Certificate/College		N/A	10/5/5/1	
EYSS Agreement		Not Eligible	5	
Community Connections		0%	4	0.00
Active Agency Accreditation		0%	4	0.00
Staff Clinical Licensure		0%	5	0.00
Behavior Management (threshold = 0)		100%	4	4.00
<b>Incentives Total</b>	<b>7.78</b>			<b>12.54</b>
Maximum total combined incentive credit allowed is 10 points.			<b>Incentives Awarded</b>	<b>10.00</b>

\*Performance calculation descriptions can be found in the FY 2019 RBWO PBP Measurements and Standards Guide.

**Child Protective Services Investigations and Dispositions**

The following investigations data, which is not used for scoring but is considered significant to a provider's performance, is from Georgia SHINES and is not considered final or complete until the end of the fiscal year.

Total Reports:	0
Number Screened In:	0
Number Screened Out:	0
Number Substantiated:	0
Number Unsubstantiated:	0
Number Active CPS Investigations:	0



# Performance-Based Placement Measures

## RBWO Provider GA+SCORECARD - CCI

Report Quarter: Q1 FY2020

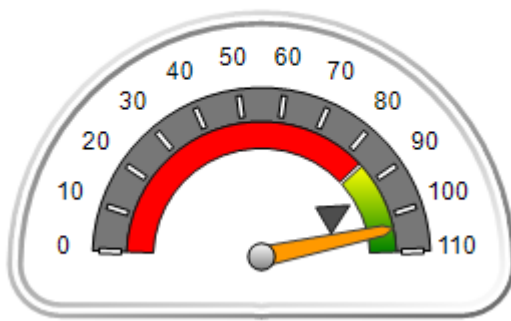
**Provider/Program Name: Open Arms Children's Network - dba Ordered Steps Home for Girls (4320) - CCI**

896 Bryant Still Road, Brooklet, GA 30415	Quarterly Scores (Grades)		Current Quarter Score (Grade)
Phone: 912-823-2016	Q1: 103.73 (A+)	Q2: N/A	<b>103.73%</b> <b>(A+)</b>
Vendor ID# 80481	Q3: N/A	Q4: N/A	
Program Census Information:	# Children in Care During Quarter: 7	# Placements During Quarter: 7	# Children in Care On Last Day: 4

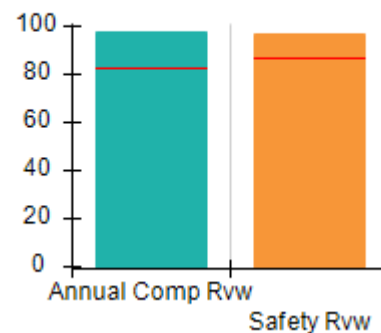
### Quarterly Provider Comparisons to All CCIs

indicates average for all CCIs

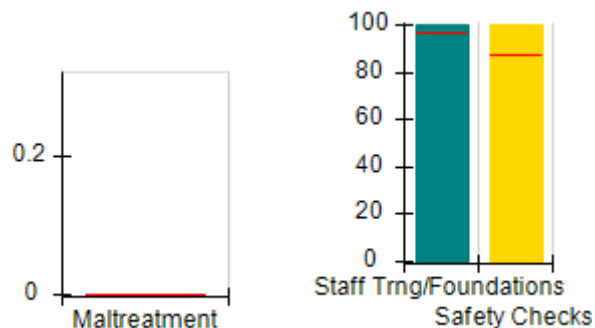
Overall Score (%)



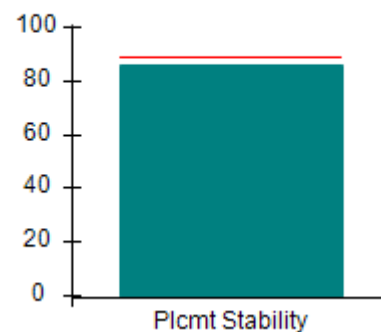
OPM Monitoring Reviews (%)



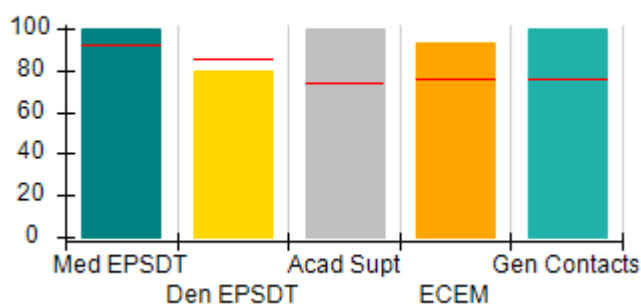
Safety Outcomes (%)



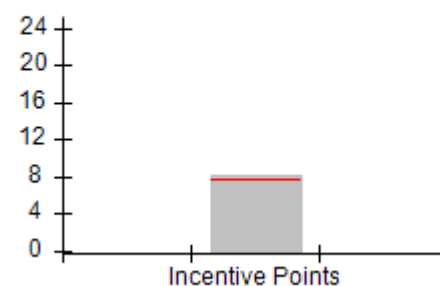
Permanency Outcomes (%)



Well-Being Outcomes (%)



Incentives Earned (Points)







# Performance-Based Placement Measures

## RBWO Provider GA+SCORECARD - CCI

Report Quarter: Q1 FY2020

<b>Provider/Program Name: Open Arms Children's Network - dba Ordered Steps Home for Girls (4320) - CCI</b>				
896 Bryant Still Road, Brooklet, GA 30415		Quarterly Scores (Grades)		Current Quarter Score (Grade)
Phone: 912-823-2016		Q1: 103.73 (A+)	Q2: N/A	<b>103.73% (A+)</b>
Vendor ID# 80481		Q3: N/A	Q4: N/A	
Program Census Information:		# Children in Care During Quarter: 7	# Placements During Quarter: 7	# Children in Care On Last Day: 4
	Avg Performance All CCIs (%)	Provider Performance (%)*	Possible Points (Weight)	Provider Points Earned
<b>OPM Monitoring Reviews</b>				
Annual Comprehensive Reviews	83%	98%	25	24.50
Safety Reviews	86%	97%	15	14.50
<b>Monitoring Sub-Total</b>			<b>40</b>	<b>39.00</b>
<b>CCI Safety Outcomes</b>				
Incidence of Maltreatment	0.00%	No Substantiated Reports	10	10.00
Staff Training/Foundations	96%	100%	5	5.00
Staff Safety Checks	87%	100%	5	5.00
<b>Safety Sub-Total</b>			<b>20</b>	<b>20.00</b>
<b>CCI Permanency Outcomes</b>				
Placement Stability	89%	86%	15	12.90
<b>Permanency Sub-Total</b>			<b>15</b>	<b>12.90</b>
<b>CCI Well-Being Outcomes</b>				
EPSDT Medical Visits	92%	100%	4	4.00
EPSDT Dental Visits	85%	80%	4	3.20
Academic Supports	74%	100%	3	3.00
Provider ECEM Visits	76%	93%	7	6.51
Provider General Contacts	76%	100%	7	7.00
Placements with Siblings	38%	0%	Not Scored	Not Scored
Placements within Legal County	14%	0%	Not Scored	Not Scored
<b>Well-Being Sub-Total</b>			<b>25</b>	<b>23.71</b>
*Performance calculation descriptions can be found in the FY 2019 RBWO PBP Measurements and Standards Guide.				

<b>Monitoring &amp; Outcomes: Possible Points = 100</b>		<b>Points Earned = 95.61</b>	
<b>Score Before Incentives Credit</b>			<b>95.61%</b>
<b>Incentives Awarded</b>			<b>8.12 pts</b>
<b>PBP Verification</b>			<b>N/A pts</b>
<b>Total Score</b>			<b>103.73%</b>



**DHS, DFCS, Office of Provider Management**  
**Performance-Based Placement Measures**  
**RBWO Provider GA+SCORECARD - CCI**



**Report Quarter: Q1 FY2020**

**Provider/Program Name: Open Arms Children's Network - dba Ordered Steps Home for Girls (4320) - CCI**

Program Census Information:		# Children in Care During Quarter: 7	# Placements During Quarter: 7	# Children in Care On Last Day: 4
CCI Incentive Credits	Avg Performance All CCIs (Points)	Provider Performance (%)*	Possible Points (Weight)	Provider Points Earned
Early EPSDT Medical Visits		100%	2	2.00
Early EPSDT Dental Visits		75%	2	1.50
Permanency Contacts		0%	5	0.00
Additional Academic Supports		31%	2	0.62
HS Grad/GED/Prof or Trade Certificate/College		N/A	10/5/5/1	
EYSS Agreement		0%	5	0.00
Community Connections		0%	4	0.00
Active Agency Accreditation		0%	4	0.00
Staff Clinical Licensure		0%	5	0.00
Behavior Management (threshold = 0)		100%	4	4.00
<b>Incentives Total</b>	<b>7.78</b>			<b>8.12</b>
Maximum total combined incentive credit allowed is 10 points.			<b>Incentives Awarded</b>	<b>8.12</b>

\*Performance calculation descriptions can be found in the FY 2019 RBWO PBP Measurements and Standards Guide.

**Child Protective Services Investigations and Dispositions**

The following investigations data, which is not used for scoring but is considered significant to a provider's performance, is from Georgia SHINES and is not considered final or complete until the end of the fiscal year.

Total Reports:	0
Number Screened In:	0
Number Screened Out:	0
Number Substantiated:	0
Number Unsubstantiated:	0
Number Active CPS Investigations:	0



DHS, DFCS, Office of Provider Management  
**Performance-Based Placement Measures**  
**RBWO Provider GA+SCORECARD - CCI**



Report Quarter: Q1 FY2020

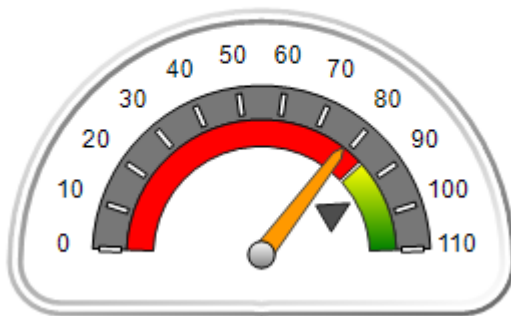
**Provider/Program Name: Open Arms Group Home - (5332) - CCI**

4474 Lindsey Drive, Powder Springs, GA 30127	Quarterly Scores (Grades)		Current Quarter Score (Grade)
Phone: 678-504-5653	Q1: 78.39 (C+)	Q2: N/A	<b>78.39%</b> <b>(C+)</b>
Vendor ID# 72221	Q3: N/A	Q4: N/A	
Program Census Information:	# Children in Care During Quarter: 8	# Placements During Quarter: 8	# Children in Care On Last Day: 3

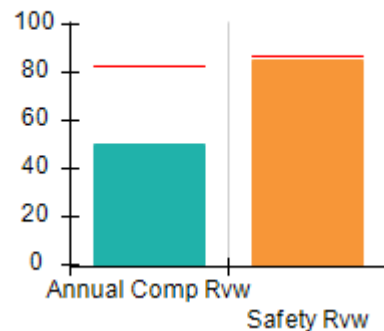
**Quarterly Provider Comparisons to All CCIs**

▼ — indicates average for all CCIs

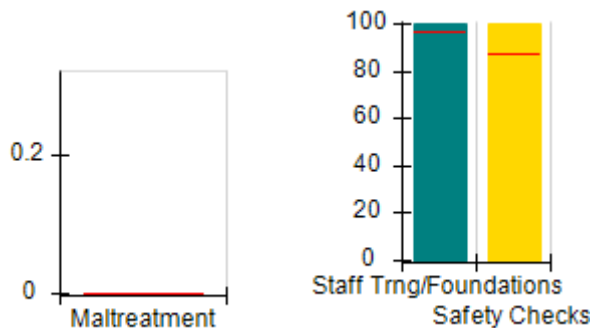
Overall Score (%)



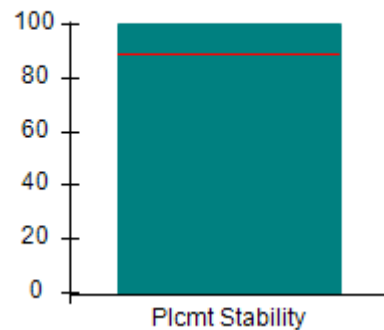
OPM Monitoring Reviews (%)



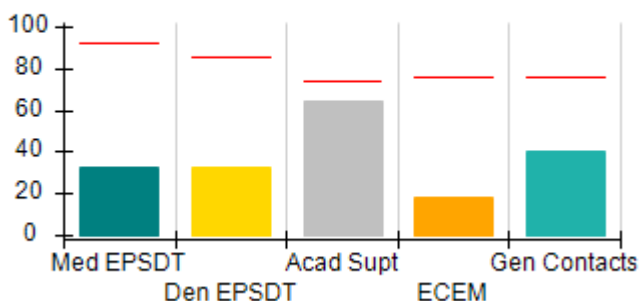
Safety Outcomes (%)



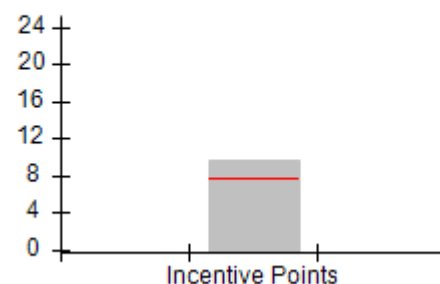
Permanency Outcomes (%)



Well-Being Outcomes (%)



Incentives Earned (Points)





DHS, DFCS, Office of Provider Management  
**Performance-Based Placement Measures**  
**RBWO Provider GA+SCORECARD - CCI**  
**Report Quarter: Q1 FY2020**



<b>Provider/Program Name: Open Arms Group Home - (5332) - CCI</b>				
4474 Lindsey Drive, Powder Springs, GA 30127		Quarterly Scores (Grades)		Current Quarter Score (Grade)
Phone: 678-504-5653		Q1: 78.39 (C+)	Q2: N/A	<b>78.39%</b> <b>(C+)</b>
Vendor ID# 72221		Q3: N/A	Q4: N/A	
Program Census Information:		# Children in Care During Quarter: 8	# Placements During Quarter: 8	# Children in Care On Last Day: 3
	Avg Performance All CCIs (%)	Provider Performance (%)*	Possible Points (Weight)	Provider Points Earned
<b>OPM Monitoring Reviews</b>				
Annual Comprehensive Reviews	83%	50%	25	12.42
Safety Reviews	86%	85%	15	12.75
<b>Monitoring Sub-Total</b>			<b>40</b>	<b>25.17</b>
<b>CCI Safety Outcomes</b>				
Incidence of Maltreatment	0.00%	No Substantiated Reports	10	10.00
Staff Training/Foundations	96%	100%	5	5.00
Staff Safety Checks	87%	100%	5	5.00
<b>Safety Sub-Total</b>			<b>20</b>	<b>20.00</b>
<b>CCI Permanency Outcomes</b>				
Placement Stability	89%	100%	15	15.00
<b>Permanency Sub-Total</b>			<b>15</b>	<b>15.00</b>
<b>CCI Well-Being Outcomes</b>				
EPSDT Medical Visits	92%	33%	4	1.32
EPSDT Dental Visits	85%	33%	4	1.32
Academic Supports	74%	64%	3	1.92
Provider ECEM Visits	76%	18%	7	1.26
Provider General Contacts	76%	40%	7	2.80
Placements with Siblings	38%	100%	Not Scored	Not Scored
Placements within Legal County	14%	0%	Not Scored	Not Scored
<b>Well-Being Sub-Total</b>			<b>25</b>	<b>8.62</b>
*Performance calculation descriptions can be found in the FY 2019 RBWO PBP Measurements and Standards Guide.				

<b>Monitoring &amp; Outcomes: Possible Points = 100</b>		<b>Points Earned = 68.79</b>	
<b>Score Before Incentives Credit</b>			<b>68.79%</b>
<b>Incentives Awarded</b>			<b>9.60 pts</b>
<b>PBP Verification</b>			<b>N/A pts</b>
<b>Total Score</b>			<b>78.39%</b>



DHS, DFCS, Office of Provider Management  
**Performance-Based Placement Measures**  
**RBWO Provider GA+SCORECARD - CCI**  
Report Quarter: Q1 FY2020



**Provider/Program Name: Open Arms Group Home - (5332) - CCI**

Program Census Information:		# Children in Care During Quarter: 8	# Placements During Quarter: 8	# Children in Care On Last Day: 3
CCI Incentive Credits	Avg Performance All CCIs (Points)	Provider Performance (%)*	Possible Points (Weight)	Provider Points Earned
Early EPSDT Medical Visits		20%	2	0.40
Early EPSDT Dental Visits		60%	2	1.20
Permanency Contacts		0%	5	0.00
Additional Academic Supports		0%	2	0.00
HS Grad/GED/Prof or Trade Certificate/College		N/A	10/5/5/1	
EYSS Agreement		Not Eligible	5	
Community Connections		100%	4	4.00
Active Agency Accreditation		0%	4	0.00
Staff Clinical Licensure		0%	5	0.00
Behavior Management (threshold = 0)		100%	4	4.00
<b>Incentives Total</b>	<b>7.78</b>			<b>9.60</b>
Maximum total combined incentive credit allowed is 10 points.			<b>Incentives Awarded</b>	<b>9.60</b>

\*Performance calculation descriptions can be found in the FY 2019 RBWO PBP Measurements and Standards Guide.

**Child Protective Services Investigations and Dispositions**

The following investigations data, which is not used for scoring but is considered significant to a provider's performance, is from Georgia SHINES and is not considered final or complete until the end of the fiscal year.

Total Reports:	0
Number Screened In:	0
Number Screened Out:	0
Number Substantiated:	0
Number Unsubstantiated:	0
Number Active CPS Investigations:	0



**DHS, DFCS, Office of Provider Management**  
**Performance-Based Placement Measures**  
**RBWO Provider GA+SCORECARD - CCI**  
**Report Quarter: Q1 FY2020**



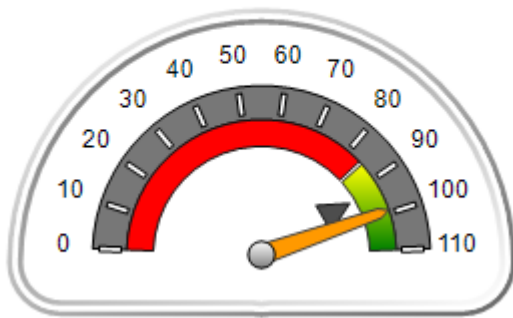
**Provider/Program Name: Open Arms of Blue Ridge, Inc. - (5135) - CCI**

474 Sowers Road, Blue Ridge, GA 30513-0039	Quarterly Scores (Grades)		Current Quarter Score (Grade)
Phone: 706-632-2329	Q1: 99.25 (A+)	Q2: N/A	<b>99.25% (A+)</b>
Vendor ID# 114380	Q3: N/A	Q4: N/A	
Program Census Information:	# Children in Care During Quarter: 11	# Placements During Quarter: 11	# Children in Care On Last Day: 9

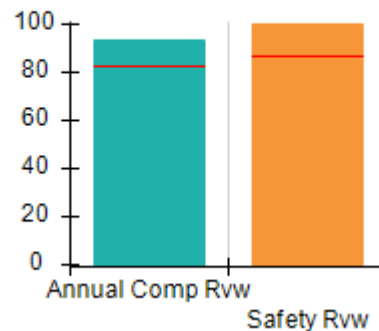
**Quarterly Provider Comparisons to All CCIs**

▼ — indicates average for all CCIs

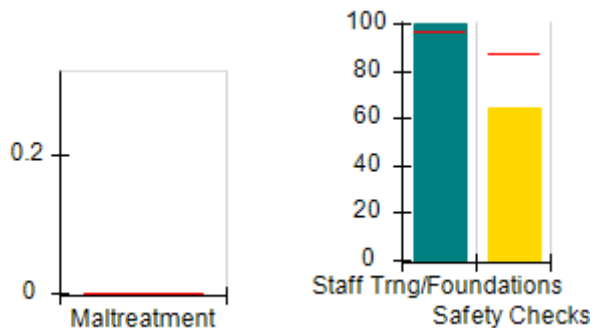
**Overall Score (%)**



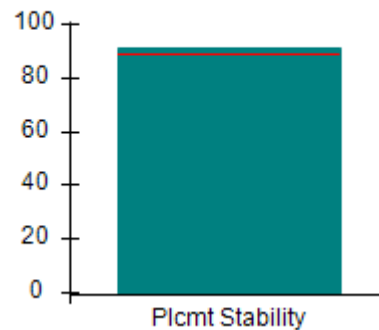
**OPM Monitoring Reviews (%)**



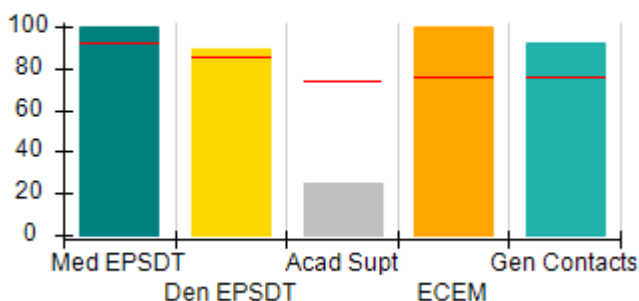
**Safety Outcomes (%)**



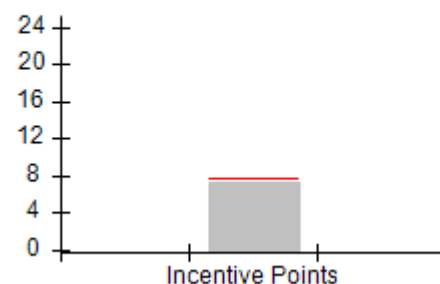
**Permanency Outcomes (%)**



**Well-Being Outcomes (%)**



**Incentives Earned (Points)**





DHS, DFCS, Office of Provider Management  
**Performance-Based Placement Measures**  
**RBWO Provider GA+SCORECARD - CCI**  
 Report Quarter: Q1 FY2020



<b>Provider/Program Name: Open Arms of Blue Ridge, Inc. - (5135) - CCI</b>				
474 Sowers Road, Blue Ridge, GA 30513-0039		Quarterly Scores (Grades)		Current Quarter Score (Grade)
Phone: 706-632-2329		Q1: 99.25 (A+)	Q2: N/A	<b>99.25%</b> <b>(A+)</b>
Vendor ID# 114380		Q3: N/A	Q4: N/A	
Program Census Information:		# Children in Care During Quarter: 11	# Placements During Quarter: 11	# Children in Care On Last Day: 9
	Avg Performance All CCIs (%)	Provider Performance (%)*	Possible Points (Weight)	Provider Points Earned
<b>OPM Monitoring Reviews</b>				
Annual Comprehensive Reviews	83%	93%	25	23.31
Safety Reviews	86%	100%	15	15.00
<b>Monitoring Sub-Total</b>			<b>40</b>	<b>38.31</b>
<b>CCI Safety Outcomes</b>				
Incidence of Maltreatment	0.00%	No Substantiated Reports	10	10.00
Staff Training/Foundations	96%	100%	5	5.00
Staff Safety Checks	87%	64%	5	3.20
<b>Safety Sub-Total</b>			<b>20</b>	<b>18.20</b>
<b>CCI Permanency Outcomes</b>				
Placement Stability	89%	91%	15	13.65
<b>Permanency Sub-Total</b>			<b>15</b>	<b>13.65</b>
<b>CCI Well-Being Outcomes</b>				
EPSDT Medical Visits	92%	100%	4	4.00
EPSDT Dental Visits	85%	89%	4	3.56
Academic Supports	74%	25%	3	0.75
Provider ECEM Visits	76%	100%	7	7.00
Provider General Contacts	76%	92%	7	6.44
Placements with Siblings	38%	86%	Not Scored	Not Scored
Placements within Legal County	14%	67%	Not Scored	Not Scored
<b>Well-Being Sub-Total</b>			<b>25</b>	<b>21.75</b>
*Performance calculation descriptions can be found in the FY 2019 RBWO PBP Measurements and Standards Guide.				

<b>Monitoring &amp; Outcomes: Possible Points = 100</b>		<b>Points Earned = 91.91</b>	
<b>Score Before Incentives Credit</b>			<b>91.91%</b>
<b>Incentives Awarded</b>			<b>7.34 pts</b>
<b>PBP Verification</b>			<b>N/A pts</b>
<b>Total Score</b>			<b>99.25%</b>



DHS, DFCS, Office of Provider Management  
**Performance-Based Placement Measures**  
**RBWO Provider GA+SCORECARD - CCI**  
Report Quarter: Q1 FY2020



**Provider/Program Name: Open Arms of Blue Ridge, Inc. - (5135) - CCI**

Program Census Information:		# Children in Care During Quarter: 11	# Placements During Quarter: 11	# Children in Care On Last Day: 9
CCI Incentive Credits	Avg Performance All CCIs (Points)	Provider Performance (%)*	Possible Points (Weight)	Provider Points Earned
Early EPSDT Medical Visits		100%	2	2.00
Early EPSDT Dental Visits		67%	2	1.34
Permanency Contacts		0%	5	0.00
Additional Academic Supports		0%	2	0.00
HS Grad/GED/Prof or Trade Certificate/College		N/A	10/5/5/1	
EYSS Agreement		Not Eligible	5	
Community Connections		0%	4	0.00
Active Agency Accreditation		0%	4	0.00
Staff Clinical Licensure		0%	5	0.00
Behavior Management (threshold = 0)		100%	4	4.00
<b>Incentives Total</b>	<b>7.78</b>			<b>7.34</b>
Maximum total combined incentive credit allowed is 10 points.			<b>Incentives Awarded</b>	<b>7.34</b>

\*Performance calculation descriptions can be found in the FY 2019 RBWO PBP Measurements and Standards Guide.

**Child Protective Services Investigations and Dispositions**

The following investigations data, which is not used for scoring but is considered significant to a provider's performance, is from Georgia SHINES and is not considered final or complete until the end of the fiscal year.

Total Reports:	0
Number Screened In:	0
Number Screened Out:	0
Number Substantiated:	0
Number Unsubstantiated:	0
Number Active CPS Investigations:	0





**DHS, DFCS, Office of Provider Management**  
**Performance-Based Placement Measures**  
**RBWO Provider GA+SCORECARD - CCI**  
**Report Quarter: Q1 FY2020**



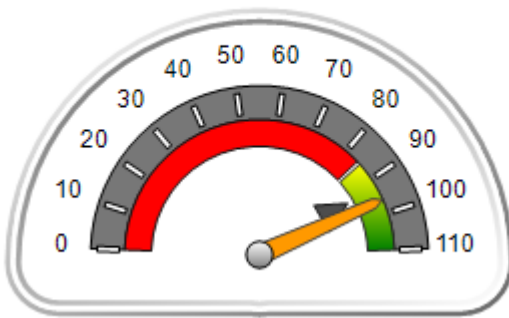
**Provider/Program Name: Open Door Home - Boys Annex Long Term Program (940) - CCI**

792 John Davenport Dr., Rome, GA 30165	Quarterly Scores (Grades)		Current Quarter Score (Grade)
Phone: 706-233-9175	Q1: 96.24 (A)	Q2: N/A	<b>96.24%</b> <b>(A)</b>
Vendor ID# 35532	Q3: N/A	Q4: N/A	
Program Census Information:	# Children in Care During Quarter: 12	# Placements During Quarter: 12	# Children in Care On Last Day: 7

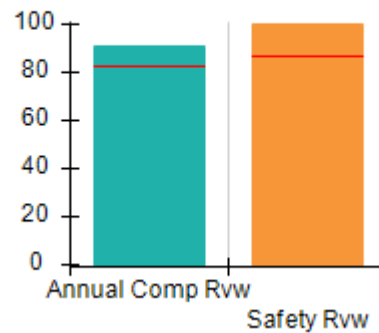
**Quarterly Provider Comparisons to All CCIs**

▼ — indicates average for all CCIs

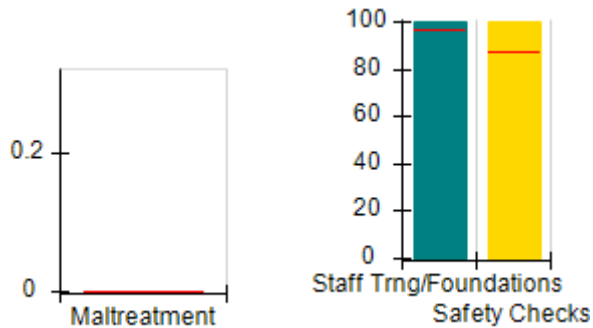
**Overall Score (%)**



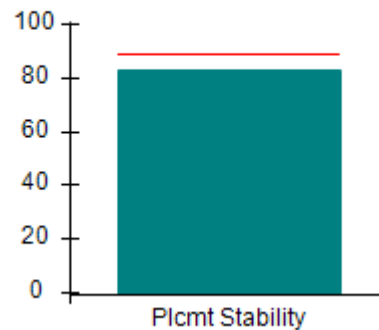
**OPM Monitoring Reviews (%)**



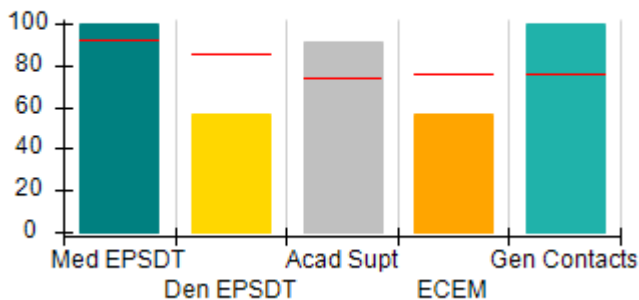
**Safety Outcomes (%)**



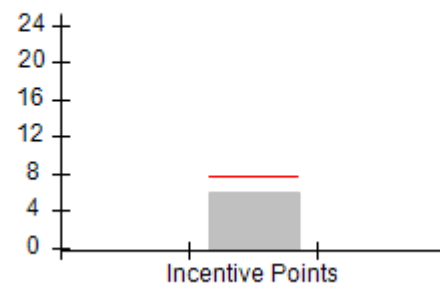
**Permanency Outcomes (%)**



**Well-Being Outcomes (%)**



**Incentives Earned (Points)**





DHS, DFCS, Office of Provider Management  
**Performance-Based Placement Measures**  
**RBWO Provider GA+SCORECARD - CCI**  
 Report Quarter: Q1 FY2020



<b>Provider/Program Name: Open Door Home - Boys Annex Long Term Program (940) - CCI</b>				
792 John Davenport Dr., Rome, GA 30165		Quarterly Scores (Grades)		Current Quarter Score (Grade)
Phone: 706-233-9175		Q1: 96.24 (A)	Q2: N/A	<b>96.24%</b> <b>(A)</b>
Vendor ID# 35532		Q3: N/A	Q4: N/A	
Program Census Information:		# Children in Care During Quarter: 12	# Placements During Quarter: 12	# Children in Care On Last Day: 7
	Avg Performance All CCIs (%)	Provider Performance (%)*	Possible Points (Weight)	Provider Points Earned
<b>OPM Monitoring Reviews</b>				
Annual Comprehensive Reviews	83%	91%	25	22.79
Safety Reviews	86%	100%	15	15.00
<b>Monitoring Sub-Total</b>			<b>40</b>	<b>37.79</b>
<b>CCI Safety Outcomes</b>				
Incidence of Maltreatment	0.00%	No Substantiated Reports	10	10.00
Staff Training/Foundations	96%	100%	5	5.00
Staff Safety Checks	87%	100%	5	5.00
<b>Safety Sub-Total</b>			<b>20</b>	<b>20.00</b>
<b>CCI Permanency Outcomes</b>				
Placement Stability	89%	83%	15	12.45
<b>Permanency Sub-Total</b>			<b>15</b>	<b>12.45</b>
<b>CCI Well-Being Outcomes</b>				
EPSDT Medical Visits	92%	100%	4	4.00
EPSDT Dental Visits	85%	57%	4	2.28
Academic Supports	74%	91%	3	2.73
Provider ECEM Visits	76%	57%	7	3.99
Provider General Contacts	76%	100%	7	7.00
Placements with Siblings	38%	Not Eligible	Not Scored	Not Scored
Placements within Legal County	14%	33%	Not Scored	Not Scored
<b>Well-Being Sub-Total</b>			<b>25</b>	<b>20.00</b>
*Performance calculation descriptions can be found in the FY 2019 RBWO PBP Measurements and Standards Guide.				

<b>Monitoring &amp; Outcomes: Possible Points = 100</b>		<b>Points Earned = 90.24</b>	
<b>Score Before Incentives Credit</b>			<b>90.24%</b>
<b>Incentives Awarded</b>			<b>6.00 pts</b>
<b>PBP Verification</b>			<b>N/A pts</b>
<b>Total Score</b>			<b>96.24%</b>



DHS, DFCS, Office of Provider Management  
**Performance-Based Placement Measures**  
**RBWO Provider GA+SCORECARD - CCI**  
**Report Quarter: Q1 FY2020**



**Provider/Program Name: Open Door Home - Boys Annex Long Term Program (940) - CCI**

Program Census Information:		# Children in Care During Quarter: 12	# Placements During Quarter: 12	# Children in Care On Last Day: 7
CCI Incentive Credits	Avg Performance All CCIs (Points)	Provider Performance (%)*	Possible Points (Weight)	Provider Points Earned
Early EPSDT Medical Visits		100%	2	2.00
Early EPSDT Dental Visits		0%	2	0.00
Permanency Contacts		0%	5	0.00
Additional Academic Supports		0%	2	0.00
HS Grad/GED/Prof or Trade Certificate/College		N/A	10/5/5/1	
EYSS Agreement		Not Eligible	5	
Community Connections		0%	4	0.00
Active Agency Accreditation		0%	4	0.00
Staff Clinical Licensure		0%	5	0.00
Behavior Management (threshold = 0)		100%	4	4.00
<b>Incentives Total</b>	<b>7.78</b>			<b>6.00</b>
Maximum total combined incentive credit allowed is 10 points.			<b>Incentives Awarded</b>	<b>6.00</b>

\*Performance calculation descriptions can be found in the FY 2019 RBWO PBP Measurements and Standards Guide.

**Child Protective Services Investigations and Dispositions**

The following investigations data, which is not used for scoring but is considered significant to a provider's performance, is from Georgia SHINES and is not considered final or complete until the end of the fiscal year.

Total Reports:	0
Number Screened In:	0
Number Screened Out:	0
Number Substantiated:	0
Number Unsubstantiated:	0
Number Active CPS Investigations:	0



**DHS, DFCS, Office of Provider Management**  
**Performance-Based Placement Measures**  
**RBWO Provider GA+SCORECARD - CCI**  
**Report Quarter: Q1 FY2020**



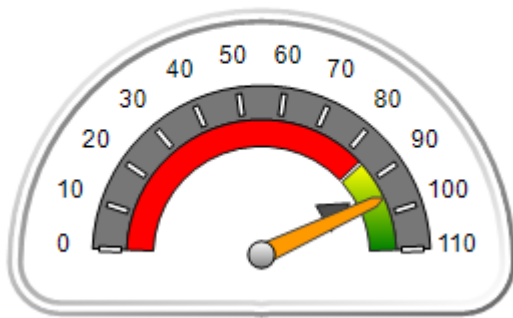
**Provider/Program Name: Open Door Home - Girls Annex Long Term Program (939) - CCI**

5 Leon St., Rome, GA 30165	Quarterly Scores (Grades)		Current Quarter Score (Grade)
Phone: 706 232-6662	Q1: 95.65 (A)	Q2: N/A	<b>95.65% (A)</b>
Vendor ID# 35531	Q3: N/A	Q4: N/A	
Program Census Information:	# Children in Care During Quarter: 15	# Placements During Quarter: 15	# Children in Care On Last Day: 9

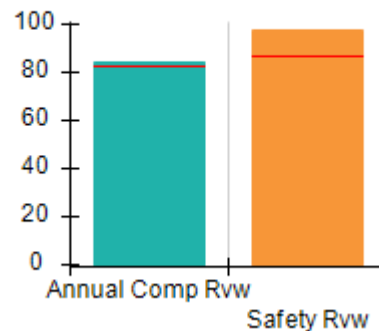
**Quarterly Provider Comparisons to All CCIs**

▼ — indicates average for all CCIs

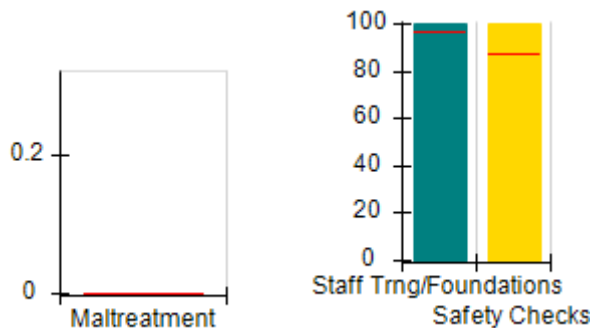
**Overall Score (%)**



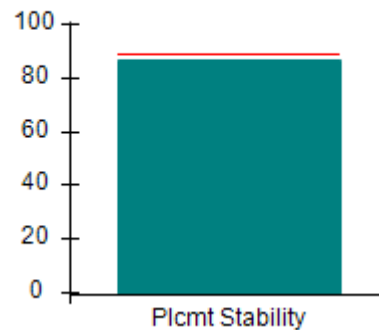
**OPM Monitoring Reviews (%)**



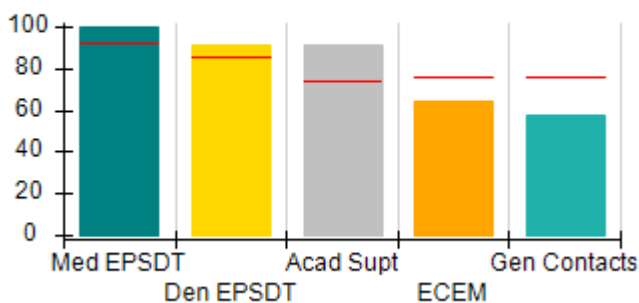
**Safety Outcomes (%)**



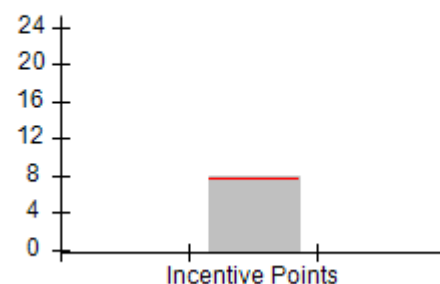
**Permanency Outcomes (%)**



**Well-Being Outcomes (%)**



**Incentives Earned (Points)**





DHS, DFCS, Office of Provider Management  
**Performance-Based Placement Measures**  
**RBWO Provider GA+SCORECARD - CCI**  
 Report Quarter: Q1 FY2020



<b>Provider/Program Name: Open Door Home - Girls Annex Long Term Program (939) - CCI</b>				
5 Leon St., Rome, GA 30165		Quarterly Scores (Grades)		Current Quarter Score (Grade)
Phone: 706 232-6662		Q1: 95.65 (A)	Q2: N/A	<b>95.65%</b> <b>(A)</b>
Vendor ID# 35531		Q3: N/A	Q4: N/A	
Program Census Information:		# Children in Care During Quarter: 15	# Placements During Quarter: 15	# Children in Care On Last Day: 9
	Avg Performance All CCIs (%)	Provider Performance (%)*	Possible Points (Weight)	Provider Points Earned
<b>OPM Monitoring Reviews</b>				
Annual Comprehensive Reviews	83%	85%	25	21.18
Safety Reviews	86%	98%	15	14.63
<b>Monitoring Sub-Total</b>			<b>40</b>	<b>35.81</b>
<b>CCI Safety Outcomes</b>				
Incidence of Maltreatment	0.00%	No Substantiated Reports	10	10.00
Staff Training/Foundations	96%	100%	5	5.00
Staff Safety Checks	87%	100%	5	5.00
<b>Safety Sub-Total</b>			<b>20</b>	<b>20.00</b>
<b>CCI Permanency Outcomes</b>				
Placement Stability	89%	87%	15	13.05
<b>Permanency Sub-Total</b>			<b>15</b>	<b>13.05</b>
<b>CCI Well-Being Outcomes</b>				
EPSDT Medical Visits	92%	100%	4	4.00
EPSDT Dental Visits	85%	91%	4	3.64
Academic Supports	74%	91%	3	2.73
Provider ECEM Visits	76%	64%	7	4.48
Provider General Contacts	76%	58%	7	4.06
Placements with Siblings	38%	Not Eligible	Not Scored	Not Scored
Placements within Legal County	14%	33%	Not Scored	Not Scored
<b>Well-Being Sub-Total</b>			<b>25</b>	<b>18.91</b>
*Performance calculation descriptions can be found in the FY 2019 RBWO PBP Measurements and Standards Guide.				

<b>Monitoring &amp; Outcomes: Possible Points = 100</b>		<b>Points Earned = 87.77</b>	
<b>Score Before Incentives Credit</b>			<b>87.77%</b>
<b>Incentives Awarded</b>			<b>7.88 pts</b>
<b>PBP Verification</b>			<b>N/A pts</b>
<b>Total Score</b>			<b>95.65%</b>



**DHS, DFCS, Office of Provider Management**  
**Performance-Based Placement Measures**  
**RBWO Provider GA+SCORECARD - CCI**  
**Report Quarter: Q1 FY2020**



**Provider/Program Name: Open Door Home - Girls Annex Long Term Program (939) - CCI**

Program Census Information:		# Children in Care During Quarter: 15	# Placements During Quarter: 15	# Children in Care On Last Day: 9
CCI Incentive Credits	Avg Performance All CCIs (Points)	Provider Performance (%)*	Possible Points (Weight)	Provider Points Earned
Early EPSDT Medical Visits		100%	2	2.00
Early EPSDT Dental Visits		75%	2	1.50
Permanency Contacts		0%	5	0.00
Additional Academic Supports		19%	2	0.38
HS Grad/GED/Prof or Trade Certificate/College		N/A	10/5/5/1	
EYSS Agreement		Not Eligible	5	
Community Connections		0%	4	0.00
Active Agency Accreditation		0%	4	0.00
Staff Clinical Licensure		0%	5	0.00
Behavior Management (threshold = 0)		100%	4	4.00
<b>Incentives Total</b>	<b>7.78</b>			<b>7.88</b>
Maximum total combined incentive credit allowed is 10 points.			<b>Incentives Awarded</b>	<b>7.88</b>

\*Performance calculation descriptions can be found in the FY 2019 RBWO PBP Measurements and Standards Guide.

**Child Protective Services Investigations and Dispositions**

The following investigations data, which is not used for scoring but is considered significant to a provider's performance, is from Georgia SHINES and is not considered final or complete until the end of the fiscal year.

Total Reports:	0
Number Screened In:	0
Number Screened Out:	0
Number Substantiated:	0
Number Unsubstantiated:	0
Number Active CPS Investigations:	0



**DHS, DFCS, Office of Provider Management**  
**Performance-Based Placement Measures**  
**RBWO Provider GA+SCORECARD - CCI**  
**Report Quarter: Q1 FY2020**



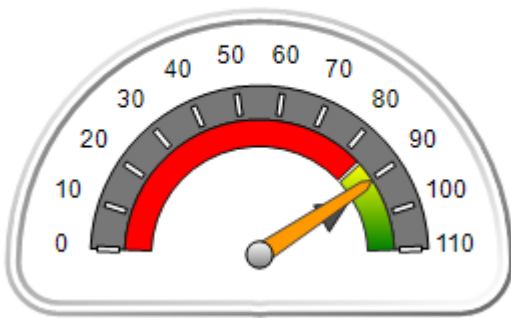
**Provider/Program Name: Our House for Kids - (792) - CCI**

114 Old Moores Mill Rd., Bremen, GA 30110	Quarterly Scores (Grades)		Current Quarter Score (Grade)
Phone: 770-537-1940	Q1: 90.47 (A-)	Q2: N/A	<b>90.47%</b> <b>(A-)</b>
Vendor ID# 35536	Q3: N/A	Q4: N/A	
Program Census Information:	# Children in Care During Quarter: 11	# Placements During Quarter: 11	# Children in Care On Last Day: 4

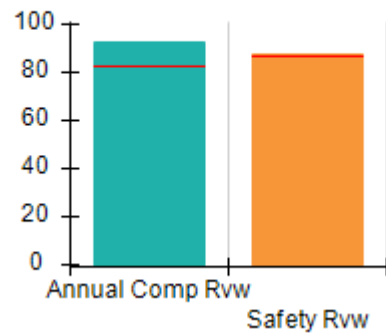
**Quarterly Provider Comparisons to All CCIs**

▼ — indicates average for all CCIs

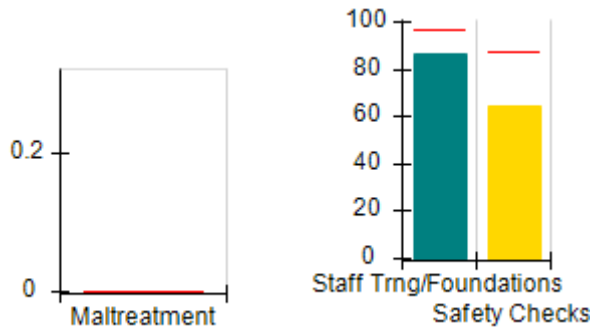
**Overall Score (%)**



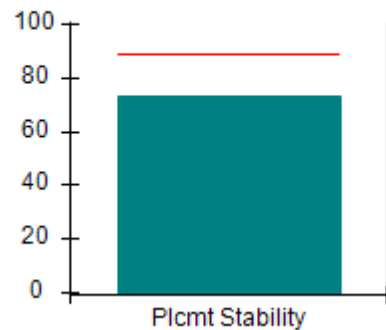
**OPM Monitoring Reviews (%)**



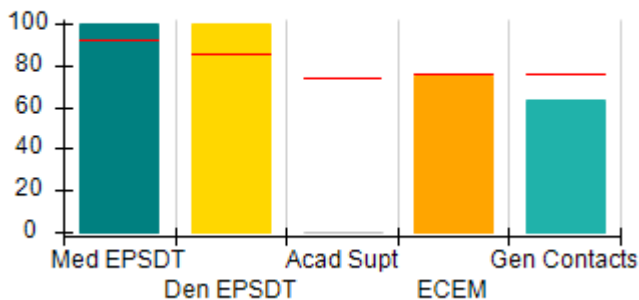
**Safety Outcomes (%)**



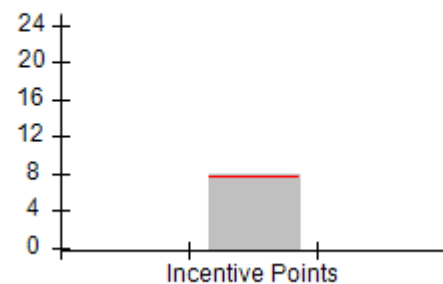
**Permanency Outcomes (%)**



**Well-Being Outcomes (%)**



**Incentives Earned (Points)**





DHS, DFCS, Office of Provider Management  
**Performance-Based Placement Measures**  
**RBWO Provider GA+SCORECARD - CCI**  
 Report Quarter: Q1 FY2020



<b>Provider/Program Name: Our House for Kids - (792) - CCI</b>				
114 Old Moores Mill Rd., Bremen, GA 30110		Quarterly Scores (Grades)		Current Quarter Score (Grade)
Phone: 770-537-1940		Q1: 90.47 (A-)	Q2: N/A	<b>90.47%</b> <b>(A-)</b>
Vendor ID# 35536		Q3: N/A	Q4: N/A	
Program Census Information:		# Children in Care During Quarter: 11	# Placements During Quarter: 11	# Children in Care On Last Day: 4
	Avg Performance All CCIs (%)	Provider Performance (%)*	Possible Points (Weight)	Provider Points Earned
<b>OPM Monitoring Reviews</b>				
Annual Comprehensive Reviews	83%	93%	25	23.23
Safety Reviews	86%	88%	15	13.13
<b>Monitoring Sub-Total</b>			<b>40</b>	<b>36.36</b>
<b>CCI Safety Outcomes</b>				
Incidence of Maltreatment	0.00%	No Substantiated Reports	10	10.00
Staff Training/Foundations	96%	86%	5	4.30
Staff Safety Checks	87%	64%	5	3.20
<b>Safety Sub-Total</b>			<b>20</b>	<b>17.50</b>
<b>CCI Permanency Outcomes</b>				
Placement Stability	89%	73%	15	10.95
<b>Permanency Sub-Total</b>			<b>15</b>	<b>10.95</b>
<b>CCI Well-Being Outcomes</b>				
EPSDT Medical Visits	92%	100%	4	4.00
EPSDT Dental Visits	85%	100%	4	4.00
Academic Supports	74%	0%	3	0.00
Provider ECEM Visits	76%	75%	7	5.25
Provider General Contacts	76%	63%	7	4.41
Placements with Siblings	38%	0%	Not Scored	Not Scored
Placements within Legal County	14%	0%	Not Scored	Not Scored
<b>Well-Being Sub-Total</b>			<b>25</b>	<b>17.66</b>
*Performance calculation descriptions can be found in the FY 2019 RBWO PBP Measurements and Standards Guide.				

<b>Monitoring &amp; Outcomes: Possible Points = 100</b>		<b>Points Earned = 82.47</b>	
<b>Score Before Incentives Credit</b>			<b>82.47%</b>
<b>Incentives Awarded</b>			<b>8.00 pts</b>
<b>PBP Verification</b>			<b>N/A pts</b>
<b>Total Score</b>			<b>90.47%</b>





**DHS, DFCS, Office of Provider Management**  
**Performance-Based Placement Measures**  
**RBWO Provider GA+SCORECARD - CCI**  
**Report Quarter: Q1 FY2020**



**Provider/Program Name: Our House for Kids - (792) - CCI**

Program Census Information:		# Children in Care During Quarter: 11	# Placements During Quarter: 11	# Children in Care On Last Day: 4
CCI Incentive Credits	Avg Performance All CCIs (Points)	Provider Performance (%)*	Possible Points (Weight)	Provider Points Earned
Early EPSDT Medical Visits		100%	2	2.00
Early EPSDT Dental Visits		100%	2	2.00
Permanency Contacts		None Planned	5	
Additional Academic Supports		0%	2	0.00
HS Grad/GED/Prof or Trade Certificate/College		N/A	10/5/5/1	
EYSS Agreement		Not Eligible	5	
Community Connections		0%	4	0.00
Active Agency Accreditation		0%	4	0.00
Staff Clinical Licensure		0%	5	0.00
Behavior Management (threshold = 0)		100%	4	4.00
<b>Incentives Total</b>	<b>7.78</b>			<b>8.00</b>
Maximum total combined incentive credit allowed is 10 points.			<b>Incentives Awarded</b>	<b>8.00</b>

\*Performance calculation descriptions can be found in the FY 2019 RBWO PBP Measurements and Standards Guide.

**Child Protective Services Investigations and Dispositions**

The following investigations data, which is not used for scoring but is considered significant to a provider's performance, is from Georgia SHINES and is not considered final or complete until the end of the fiscal year.

Total Reports:	0
Number Screened In:	0
Number Screened Out:	0
Number Substantiated:	0
Number Unsubstantiated:	0
Number Active CPS Investigations:	0



**DHS, DFCS, Office of Provider Management**  
**Performance-Based Placement Measures**  
**RBWO Provider GA+SCORECARD - CCI**



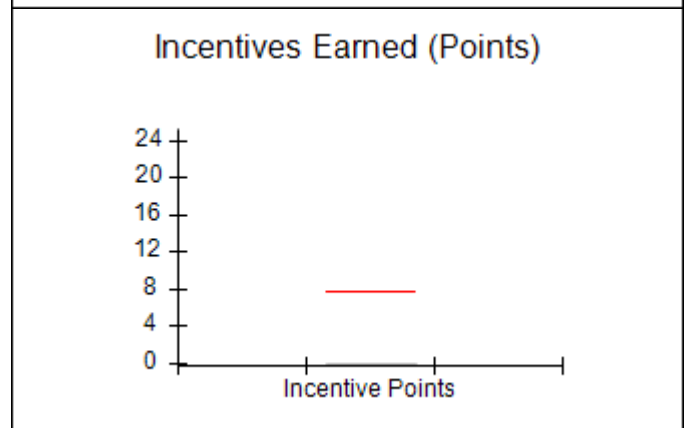
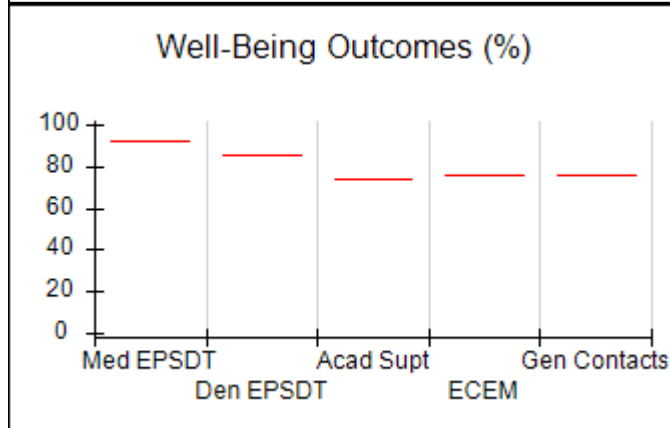
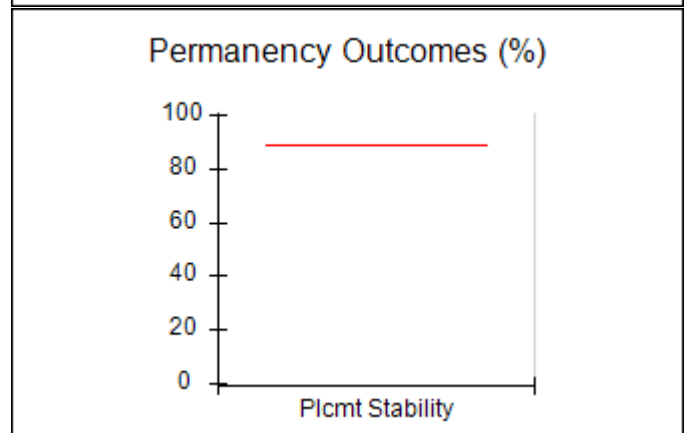
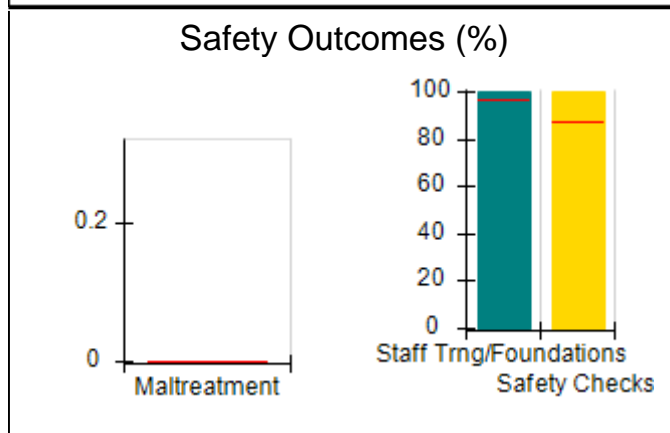
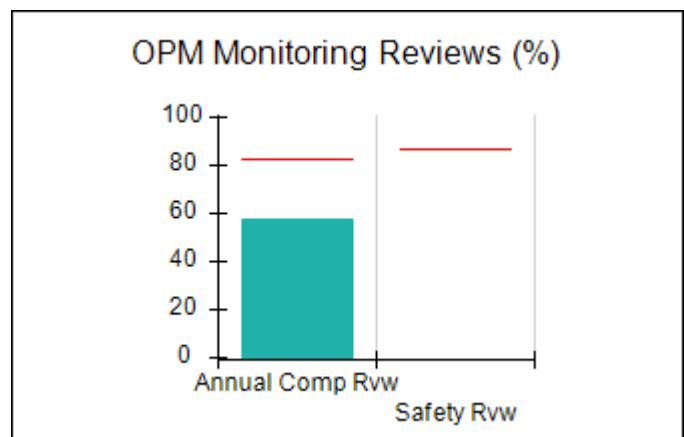
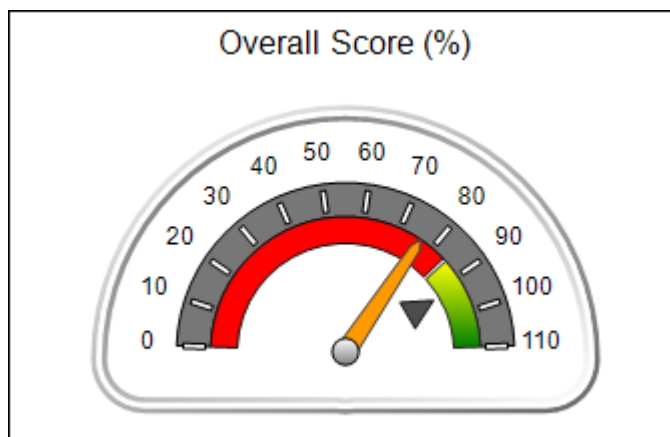
**Report Quarter: Q1 FY2020**

**Provider/Program Name: Park Place Outreach (formerly Marshland Foundation) - (732) - CCI**

514 East Henry Street, Savannah, GA 31401	Quarterly Scores (Grades)		Current Quarter Score (Grade)
Phone: 912-234-4048	Q1: 76.26 (C)	Q2: N/A	<b>76.26%</b> <b>(C)</b>
Vendor ID# 35537	Q3: N/A	Q4: N/A	
Program Census Information:	# Children in Care During Quarter: 0	# Placements During Quarter: 0	# Children in Care On Last Day: 0

**Quarterly Provider Comparisons to All CCIs**

▼ — indicates average for all CCIs





DHS, DFCS, Office of Provider Management  
**Performance-Based Placement Measures**  
**RBWO Provider GA+SCORECARD - CCI**



Report Quarter: Q1 FY2020

**Provider/Program Name: Park Place Outreach (formerly Marshland Foundation) - (732) - CCI**

514 East Henry Street, Savannah, GA 31401		Quarterly Scores (Grades)		Current Quarter Score (Grade)
Phone: 912-234-4048		Q1: 76.26 (C)	Q2: N/A	<b>76.26% (C)</b>
Vendor ID# 35537		Q3: N/A	Q4: N/A	
Program Census Information:		# Children in Care During Quarter: 0	# Placements During Quarter: 0	# Children in Care On Last Day: 0
	Avg Performance All CCIs (%)	Provider Performance (%)*	Possible Points (Weight)	Provider Points Earned
<b>OPM Monitoring Reviews</b>				
Annual Comprehensive Reviews	83%	57%	25	14.32
Safety Reviews	86%	Not Yet Conducted		
<b>Monitoring Sub-Total</b>			<b>25</b>	<b>14.32</b>
<b>CCI Safety Outcomes</b>				
Incidence of Maltreatment	0.00%	Not Eligible		
Staff Training/Foundations	96%	100%	10	10.00
Staff Safety Checks	87%	100%	10	10.00
<b>Safety Sub-Total</b>			<b>20</b>	<b>20.00</b>
<b>CCI Permanency Outcomes</b>				
Placement Stability	89%	Not Eligible		
<b>Permanency Sub-Total</b>			<b>N/A</b>	
<b>CCI Well-Being Outcomes</b>				
EPSDT Medical Visits	92%	Not Eligible		
EPSDT Dental Visits	85%	Not Eligible		
Academic Supports	74%	Not Eligible		
Provider ECEM Visits	76%	Not Eligible		
Provider General Contacts	76%	Not Eligible		
Placements with Siblings	38%	Not Eligible	Not Scored	Not Scored
Placements within Legal County	14%	Not Eligible	Not Scored	Not Scored
<b>Well-Being Sub-Total</b>			<b>N/A</b>	

\*Performance calculation descriptions can be found in the FY 2019 RBWO PBP Measurements and Standards Guide.

<b>Monitoring &amp; Outcomes: Possible Points = 45</b>		<b>Points Earned = 34.32</b>	
<b>Score Before Incentives Credit</b>			<b>76.26%</b>
<b>Incentives Awarded</b>			<b>0.00 pts</b>
<b>PBP Verification</b>			<b>N/A pts</b>
<b>Total Score</b>			<b>76.26%</b>



**DHS, DFCS, Office of Provider Management**  
**Performance-Based Placement Measures**  
**RBWO Provider GA+SCORECARD - CCI**



**Report Quarter: Q1 FY2020**

**Provider/Program Name: Park Place Outreach (formerly Marshland Foundation) - (732) - CCI**

Program Census Information:		# Children in Care During Quarter: 0	# Placements During Quarter: 0	# Children in Care On Last Day: 0
CCI Incentive Credits	Avg Performance All CCIs (Points)	Provider Performance (%)*	Possible Points (Weight)	Provider Points Earned
Early EPSDT Medical Visits		Not Eligible	2	
Early EPSDT Dental Visits		Not Eligible	2	
Permanency Contacts		None Planned	5	
Additional Academic Supports		Not Eligible	2	
HS Grad/GED/Prof or Trade Certificate/College		N/A	10/5/5/1	
EYSS Agreement		Not Eligible	5	
Community Connections		Not Eligible	4	
Active Agency Accreditation		0%	4	0.00
Staff Clinical Licensure		0%	5	0.00
Behavior Management (threshold = 0)		0%	4	
<b>Incentives Total</b>	<b>7.78</b>			<b>0.00</b>
Maximum total combined incentive credit allowed is 10 points.			<b>Incentives Awarded</b>	<b>0.00</b>

\*Performance calculation descriptions can be found in the FY 2019 RBWO PBP Measurements and Standards Guide.

**Child Protective Services Investigations and Dispositions**

The following investigations data, which is not used for scoring but is considered significant to a provider's performance, is from Georgia SHINES and is not considered final or complete until the end of the fiscal year.

Total Reports:	0
Number Screened In:	0
Number Screened Out:	0
Number Substantiated:	0
Number Unsubstantiated:	0
Number Active CPS Investigations:	0



DHS, DFCS, Office of Provider Management  
**Performance-Based Placement Measures**  
**RBWO Provider GA+SCORECARD - CCI**  
 Report Quarter: Q1 FY2020



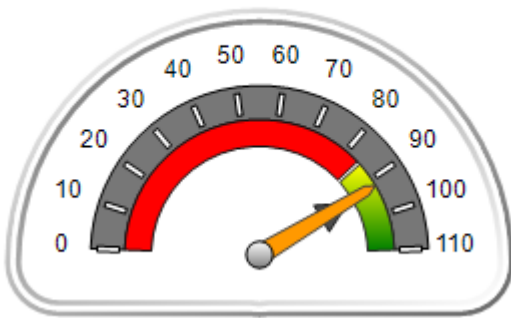
**Provider/Program Name: Positive Growth - Jolly Ave. (794) - CCI**

1033 Jolly Ave., Clarkston, GA 30021	Quarterly Scores (Grades)		Current Quarter Score (Grade)
Phone: 404-292-6420	Q1: 92.00 (A-)	Q2: N/A	<b>92.00%</b> <b>(A-)</b>
Vendor ID# 35547	Q3: N/A	Q4: N/A	
Program Census Information:	# Children in Care During Quarter: 0	# Placements During Quarter: 0	# Children in Care On Last Day: 0

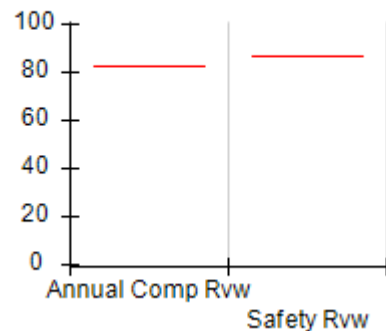
**Quarterly Provider Comparisons to All CCIs**

▼ — indicates average for all CCIs

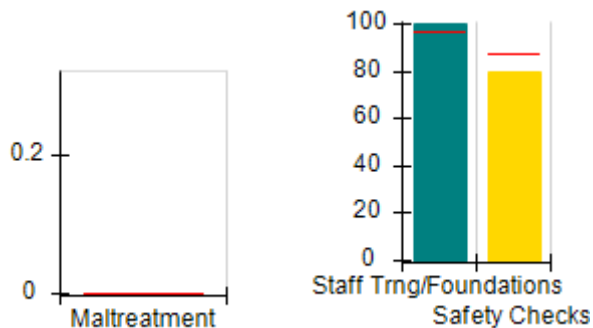
Overall Score (%)



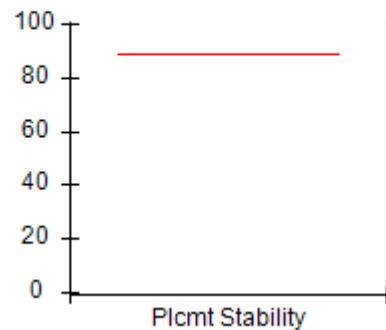
OPM Monitoring Reviews (%)



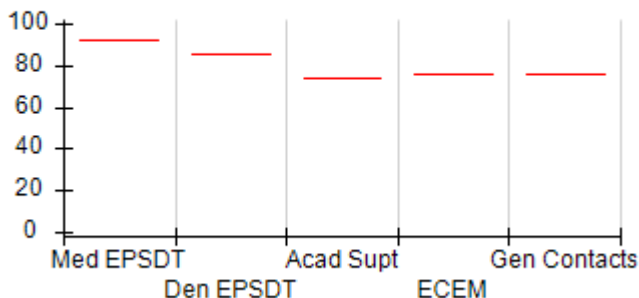
Safety Outcomes (%)



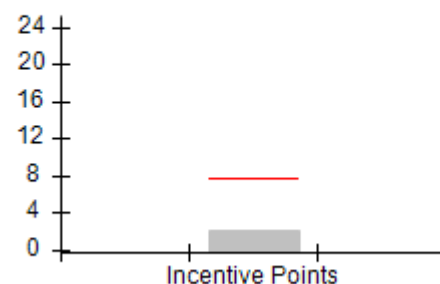
Permanency Outcomes (%)



Well-Being Outcomes (%)



Incentives Earned (Points)





DHS, DFCS, Office of Provider Management  
**Performance-Based Placement Measures**  
**RBWO Provider GA+SCORECARD - CCI**  
**Report Quarter: Q1 FY2020**



<b>Provider/Program Name: Positive Growth - Jolly Ave. (794) - CCI</b>				
1033 Jolly Ave., Clarkston, GA 30021		Quarterly Scores (Grades)		Current Quarter Score (Grade)
Phone: 404-292-6420		Q1: 92.00 (A-)	Q2: N/A	<b>92.00%</b> <b>(A-)</b>
Vendor ID# 35547		Q3: N/A	Q4: N/A	
Program Census Information:		# Children in Care During Quarter: 0	# Placements During Quarter: 0	# Children in Care On Last Day: 0
	Avg Performance All CCIs (%)	Provider Performance (%)*	Possible Points (Weight)	Provider Points Earned
<b>OPM Monitoring Reviews</b>				
Annual Comprehensive Reviews	83%	Not Yet Conducted		
Safety Reviews	86%	Not Yet Conducted		
<b>Monitoring Sub-Total</b>				<b>0.00</b>
<b>CCI Safety Outcomes</b>				
Incidence of Maltreatment	0.00%	Not Eligible		
Staff Training/Foundations	96%	100%	10	10.00
Staff Safety Checks	87%	80%	10	8.00
<b>Safety Sub-Total</b>			<b>20</b>	<b>18.00</b>
<b>CCI Permanency Outcomes</b>				
Placement Stability	89%	Not Eligible		
<b>Permanency Sub-Total</b>			<b>N/A</b>	
<b>CCI Well-Being Outcomes</b>				
EPSDT Medical Visits	92%	Not Eligible		
EPSDT Dental Visits	85%	Not Eligible		
Academic Supports	74%	Not Eligible		
Provider ECEM Visits	76%	Not Eligible		
Provider General Contacts	76%	Not Eligible		
Placements with Siblings	38%	Not Eligible	Not Scored	Not Scored
Placements within Legal County	14%	Not Eligible	Not Scored	Not Scored
<b>Well-Being Sub-Total</b>			<b>N/A</b>	

\*Performance calculation descriptions can be found in the FY 2019 RBWO PBP Measurements and Standards Guide.

<b>Monitoring &amp; Outcomes: Possible Points = 20</b>		<b>Points Earned = 18.00</b>	
<b>Score Before Incentives Credit</b>			<b>90.00%</b>
<b>Incentives Awarded</b>			<b>2.00 pts</b>
<b>PBP Verification</b>			<b>N/A pts</b>
<b>Total Score</b>			<b>92.00%</b>



DHS, DFCS, Office of Provider Management  
**Performance-Based Placement Measures**  
**RBWO Provider GA+SCORECARD - CCI**  
**Report Quarter: Q1 FY2020**



**Provider/Program Name: Positive Growth - Jolly Ave. (794) - CCI**

Program Census Information:		# Children in Care During Quarter: 0	# Placements During Quarter: 0	# Children in Care On Last Day: 0
CCI Incentive Credits	Avg Performance All CCIs (Points)	Provider Performance (%)*	Possible Points (Weight)	Provider Points Earned
Early EPSDT Medical Visits		Not Eligible	2	
Early EPSDT Dental Visits		Not Eligible	2	
Permanency Contacts		None Planned	5	
Additional Academic Supports		Not Eligible	2	
HS Grad/GED/Prof or Trade Certificate/College		N/A	10/5/5/1	
EYSS Agreement		Not Eligible	5	
Community Connections		Not Eligible	4	
Active Agency Accreditation		50%	4	2.00
Staff Clinical Licensure		0%	5	0.00
Behavior Management (threshold = 0)		0%	4	
<b>Incentives Total</b>	<b>7.78</b>			<b>2.00</b>
Maximum total combined incentive credit allowed is 10 points.			<b>Incentives Awarded</b>	<b>2.00</b>

\*Performance calculation descriptions can be found in the FY 2019 RBWO PBP Measurements and Standards Guide.

**Child Protective Services Investigations and Dispositions**

The following investigations data, which is not used for scoring but is considered significant to a provider's performance, is from Georgia SHINES and is not considered final or complete until the end of the fiscal year.

Total Reports:	0
Number Screened In:	0
Number Screened Out:	0
Number Substantiated:	0
Number Unsubstantiated:	0
Number Active CPS Investigations:	0



DHS, DFCS, Office of Provider Management

## Performance-Based Placement Measures

### RBWO Provider GA+SCORECARD - CCI



Report Quarter: Q1 FY2020

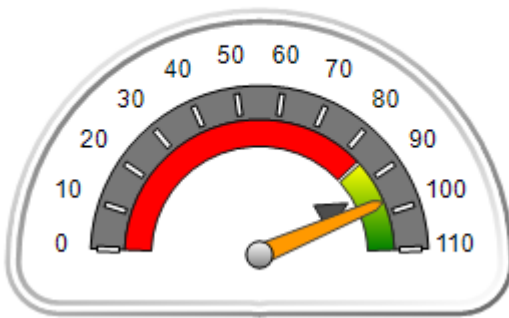
**Provider/Program Name: Positive Growth - Ponce De Leon Ave. (795) - CCI**

4036 E Ponce De Leon Ave., Clarkston, GA 30021	Quarterly Scores (Grades)		Current Quarter Score (Grade)
Phone: 404-292-6420	Q1: 96.82 (A)	Q2: N/A	96.82% (A)
Vendor ID# 35546	Q3: N/A	Q4: N/A	
Program Census Information:	# Children in Care During Quarter: 10	# Placements During Quarter: 10	# Children in Care On Last Day: 13

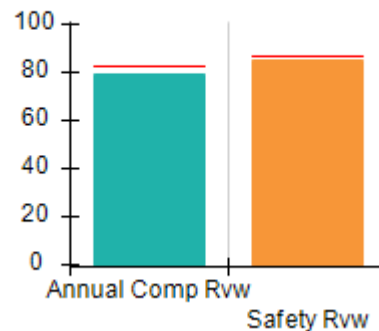
### Quarterly Provider Comparisons to All CCIs

▼ — indicates average for all CCIs

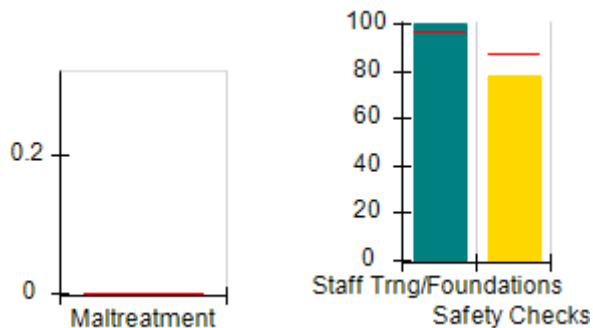
Overall Score (%)



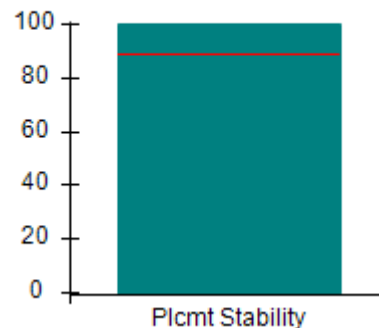
OPM Monitoring Reviews (%)



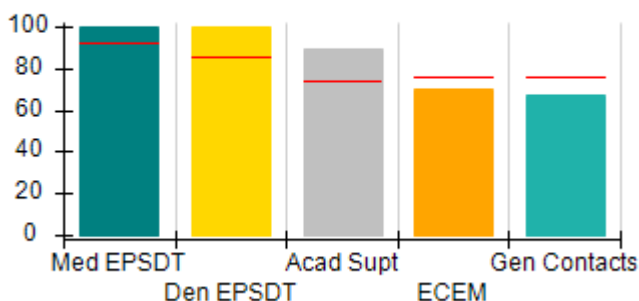
Safety Outcomes (%)



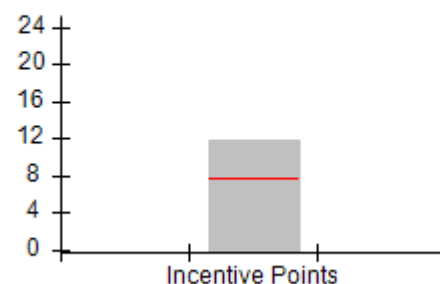
Permanency Outcomes (%)



Well-Being Outcomes (%)



Incentives Earned (Points)







**DHS, DFCS, Office of Provider Management**  
**Performance-Based Placement Measures**  
**RBWO Provider GA+SCORECARD - CCI**  
**Report Quarter: Q1 FY2020**



**Provider/Program Name: Positive Growth - Ponce De Leon Ave. (795) - CCI**

<b>4036 E Ponce De Leon Ave., Clarkston, GA 30021</b>	<b>Quarterly Scores (Grades)</b>		<b>Current Quarter Score (Grade)</b>
<b>Phone: 404-292-6420</b>	<b>Q1: 96.82 (A)</b>	<b>Q2: N/A</b>	<b>96.82% (A)</b>
<b>Vendor ID# 35546</b>	<b>Q3: N/A</b>	<b>Q4: N/A</b>	

Program Census Information:	# Children in Care During Quarter: 10	# Placements During Quarter: 10	# Children in Care On Last Day: 13
-----------------------------	---------------------------------------	---------------------------------	------------------------------------

	<b>Avg Performance All CCIs (%)</b>	<b>Provider Performance (%)*</b>	<b>Possible Points (Weight)</b>	<b>Provider Points Earned</b>
--	-------------------------------------	----------------------------------	---------------------------------	-------------------------------

**OPM Monitoring Reviews**

Annual Comprehensive Reviews	83%	80%	25	19.91
Safety Reviews	86%	85%	15	12.75
<b>Monitoring Sub-Total</b>			<b>40</b>	<b>32.66</b>

**CCI Safety Outcomes**

Incidence of Maltreatment	0.00%	No Substantiated Reports	10	10.00
Staff Training/Foundations	96%	100%	5	5.00
Staff Safety Checks	87%	78%	5	3.90
<b>Safety Sub-Total</b>			<b>20</b>	<b>18.90</b>

**CCI Permanency Outcomes**

Placement Stability	89%	100%	15	15.00
<b>Permanency Sub-Total</b>			<b>15</b>	<b>15.00</b>

**CCI Well-Being Outcomes**

EPSDT Medical Visits	92%	100%	4	4.00
EPSDT Dental Visits	85%	100%	4	4.00
Academic Supports	74%	89%	3	2.67
Provider ECEM Visits	76%	70%	7	4.90
Provider General Contacts	76%	67%	7	4.69
Placements with Siblings	38%	0%	Not Scored	Not Scored
Placements within Legal County	14%	0%	Not Scored	Not Scored
<b>Well-Being Sub-Total</b>			<b>25</b>	<b>20.26</b>

\*Performance calculation descriptions can be found in the FY 2019 RBWO PBP Measurements and Standards Guide.

<b>Monitoring &amp; Outcomes: Possible Points = 100</b>	<b>Points Earned = 86.82</b>
<b>Score Before Incentives Credit</b>	<b>86.82%</b>
<b>Incentives Awarded</b>	<b>10.00 pts</b>
<b>PBP Verification</b>	<b>N/A pts</b>
<b>Total Score</b>	<b>96.82%</b>



DHS, DFCS, Office of Provider Management  
**Performance-Based Placement Measures**  
**RBWO Provider GA+SCORECARD - CCI**  
Report Quarter: Q1 FY2020



**Provider/Program Name: Positive Growth - Ponce De Leon Ave. (795) - CCI**

Program Census Information:		# Children in Care During Quarter: 10	# Placements During Quarter: 10	# Children in Care On Last Day: 13
CCI Incentive Credits	Avg Performance All CCIs (Points)	Provider Performance (%)*	Possible Points (Weight)	Provider Points Earned
Early EPSDT Medical Visits		100%	2	2.00
Early EPSDT Dental Visits		100%	2	2.00
Permanency Contacts		0%	5	0.00
Additional Academic Supports		89%	2	1.78
HS Grad/GED/Prof or Trade Certificate/College		N/A	10/5/5/1	
EYSS Agreement		0%	5	0.00
Community Connections		0%	4	0.00
Active Agency Accreditation		50%	4	2.00
Staff Clinical Licensure		0%	5	0.00
Behavior Management (threshold = 0)		100%	4	4.00
<b>Incentives Total</b>	<b>7.78</b>			<b>11.78</b>
Maximum total combined incentive credit allowed is 10 points.			<b>Incentives Awarded</b>	<b>10.00</b>

\*Performance calculation descriptions can be found in the FY 2019 RBWO PBP Measurements and Standards Guide.

**Child Protective Services Investigations and Dispositions**

The following investigations data, which is not used for scoring but is considered significant to a provider's performance, is from Georgia SHINES and is not considered final or complete until the end of the fiscal year.

Total Reports:	0
Number Screened In:	0
Number Screened Out:	0
Number Substantiated:	0
Number Unsubstantiated:	0
Number Active CPS Investigations:	0



**DHS, DFCS, Office of Provider Management**  
**Performance-Based Placement Measures**  
**RBWO Provider GA+SCORECARD - CCI**  
**Report Quarter: Q1 FY2020**



<b>Provider/Program Name: Pride Land Group Home LLC - (5263) - CCI</b>			
2490 Heath Road, Macon, GA 31206	Quarterly Scores (Grades)		Current Quarter Score (Grade)
Phone: 478-359-6046	Q1: 89.56 (B+)	Q2: N/A	<b>89.56%</b> <b>(B+)</b>
Vendor ID# 49818	Q3: N/A	Q4: N/A	
Program Census Information:	# Children in Care During Quarter: 11	# Placements During Quarter: 11	# Children in Care On Last Day: 6
<b>Quarterly Provider Comparisons to All CCIs</b>			

▼ — indicates average for all CCIs





DHS, DFCS, Office of Provider Management  
**Performance-Based Placement Measures**  
**RBWO Provider GA+SCORECARD - CCI**  
**Report Quarter: Q1 FY2020**



**Provider/Program Name: Pride Land Group Home LLC - (5263) - CCI**

2490 Heath Road, Macon, GA 31206	Quarterly Scores (Grades)		Current Quarter Score (Grade)
Phone: 478-359-6046	Q1: 89.56 (B+)	Q2: N/A	<b>89.56%</b> <b>(B+)</b>
Vendor ID# 49818	Q3: N/A	Q4: N/A	

Program Census Information:	# Children in Care During Quarter: 11	# Placements During Quarter: 11	# Children in Care On Last Day: 6
-----------------------------	---------------------------------------	---------------------------------	-----------------------------------

	Avg Performance All CCIs (%)	Provider Performance (%)*	Possible Points (Weight)	Provider Points Earned
--	------------------------------	---------------------------	--------------------------	------------------------

**OPM Monitoring Reviews**

Annual Comprehensive Reviews	83%	82%	25	20.38
Safety Reviews	86%	90%	15	13.50
<b>Monitoring Sub-Total</b>			<b>40</b>	<b>33.88</b>

**CCI Safety Outcomes**

Incidence of Maltreatment	0.00%	No Substantiated Reports	10	10.00
Staff Training/Foundations	96%	100%	5	5.00
Staff Safety Checks	87%	55%	5	2.75
<b>Safety Sub-Total</b>			<b>20</b>	<b>17.75</b>

**CCI Permanency Outcomes**

Placement Stability	89%	100%	15	15.00
<b>Permanency Sub-Total</b>			<b>15</b>	<b>15.00</b>

**CCI Well-Being Outcomes**

EPSDT Medical Visits	92%	88%	4	3.52
EPSDT Dental Visits	85%	88%	4	3.52
Academic Supports	74%	100%	3	3.00
Provider ECEM Visits	76%	41%	7	2.87
Provider General Contacts	76%	31%	7	2.17
Placements with Siblings	38%	0%	Not Scored	Not Scored
Placements within Legal County	14%	40%	Not Scored	Not Scored
<b>Well-Being Sub-Total</b>			<b>25</b>	<b>15.08</b>

\*Performance calculation descriptions can be found in the FY 2019 RBWO PBP Measurements and Standards Guide.

<b>Monitoring &amp; Outcomes: Possible Points = 100</b>	<b>Points Earned = 81.71</b>
<b>Score Before Incentives Credit</b>	<b>81.71%</b>
<b>Incentives Awarded</b>	<b>7.85 pts</b>
<b>PBP Verification</b>	<b>N/A pts</b>
<b>Total Score</b>	<b>89.56%</b>



**DHS, DFCS, Office of Provider Management**  
**Performance-Based Placement Measures**  
**RBWO Provider GA+SCORECARD - CCI**  
**Report Quarter: Q1 FY2020**



**Provider/Program Name: Pride Land Group Home LLC - (5263) - CCI**

Program Census Information:		# Children in Care During Quarter: 11	# Placements During Quarter: 11	# Children in Care On Last Day: 6
CCI Incentive Credits	Avg Performance All CCIs (Points)	Provider Performance (%)*	Possible Points (Weight)	Provider Points Earned
Early EPSDT Medical Visits		50%	2	1.00
Early EPSDT Dental Visits		25%	2	0.50
Permanency Contacts		7%	5	0.35
Additional Academic Supports		100%	2	2.00
HS Grad/GED/Prof or Trade Certificate/College		N/A	10/5/5/1	
EYSS Agreement		Not Eligible	5	
Community Connections		0%	4	0.00
Active Agency Accreditation		0%	4	0.00
Staff Clinical Licensure		0%	5	0.00
Behavior Management (threshold = 0)		100%	4	4.00
<b>Incentives Total</b>	<b>7.78</b>			<b>7.85</b>
Maximum total combined incentive credit allowed is 10 points.			<b>Incentives Awarded</b>	<b>7.85</b>

\*Performance calculation descriptions can be found in the FY 2019 RBWO PBP Measurements and Standards Guide.

**Child Protective Services Investigations and Dispositions**

The following investigations data, which is not used for scoring but is considered significant to a provider's performance, is from Georgia SHINES and is not considered final or complete until the end of the fiscal year.

Total Reports:	1
Number Screened In:	1
Number Screened Out:	0
Number Substantiated:	0
Number Unsubstantiated:	0
Number Active CPS Investigations:	1

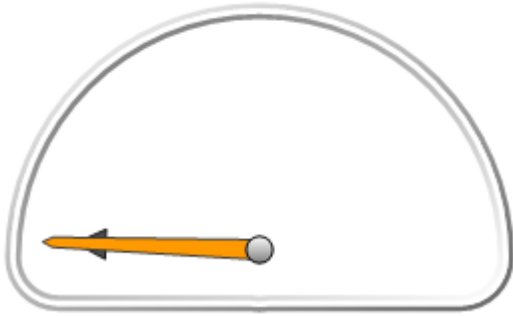


DHS, DFCS, Office of Provider Management  
**Performance-Based Placement Measures**  
**RBWO Provider GA+SCORECARD - CCI**  
Report Quarter: Q1 FY2020

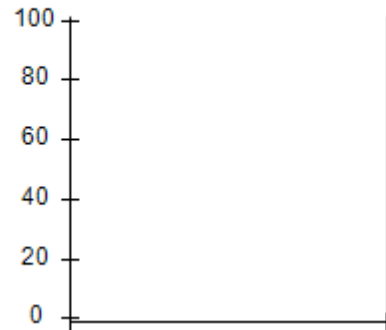


▼ — indicates average for all CCIs

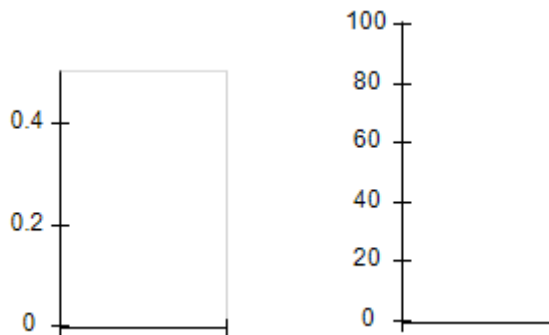
Overall Score (%)



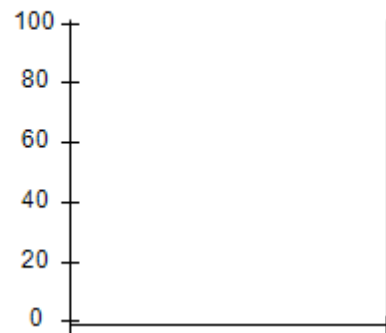
OPM Monitoring Reviews (%)



Safety Outcomes (%)



Permanency Outcomes (%)



Well-Being Outcomes (%)



Incentives Earned (Points)





**DHS, DFCS, Office of Provider Management**  
**Performance-Based Placement Measures**  
**RBWO Provider GA+SCORECARD - CCI**  
**Report Quarter: Q1 FY2020**



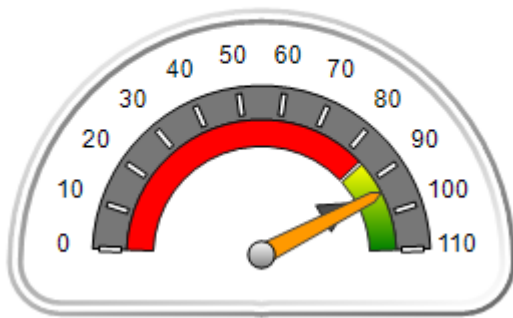
**Provider/Program Name: Rainbow Children's Home - (809) - CCI**

247 E. Main St., Dahlonega, GA 30533	Quarterly Scores (Grades)		Current Quarter Score (Grade)
Phone: 706-864-5110	Q1: 94.18 (A)	Q2: N/A	<b>94.18%</b> <b>(A)</b>
Vendor ID# 35566	Q3: N/A	Q4: N/A	
Program Census Information:	# Children in Care During Quarter: 12	# Placements During Quarter: 12	# Children in Care On Last Day: 3

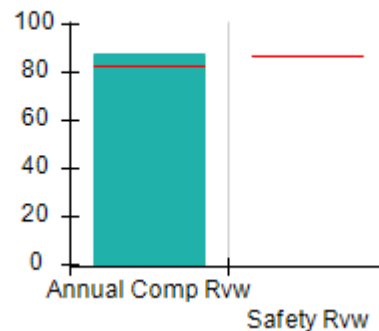
**Quarterly Provider Comparisons to All CCIs**

▼ — indicates average for all CCIs

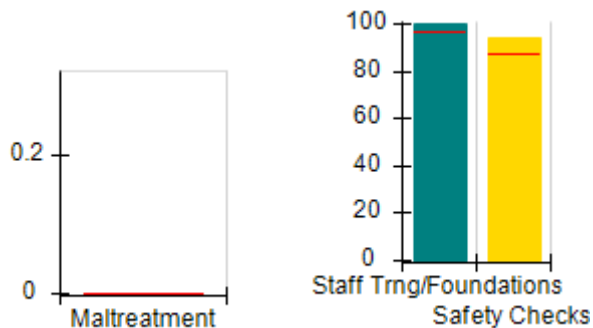
Overall Score (%)



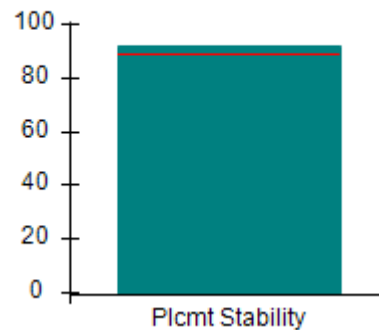
OPM Monitoring Reviews (%)



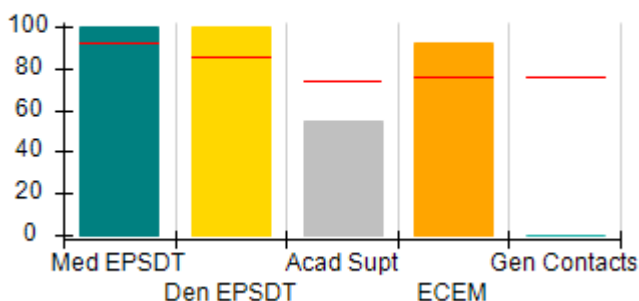
Safety Outcomes (%)



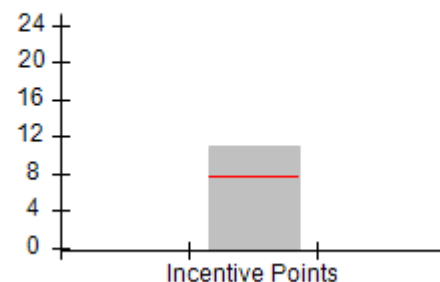
Permanency Outcomes (%)



Well-Being Outcomes (%)



Incentives Earned (Points)





DHS, DFCS, Office of Provider Management  
**Performance-Based Placement Measures**  
**RBWO Provider GA+SCORECARD - CCI**  
 Report Quarter: Q1 FY2020



<b>Provider/Program Name: Rainbow Children's Home - (809) - CCI</b>				
247 E. Main St., Dahlonega, GA 30533		Quarterly Scores (Grades)		Current Quarter Score (Grade)
Phone: 706-864-5110		Q1: 94.18 (A)	Q2: N/A	<b>94.18%</b> <b>(A)</b>
Vendor ID# 35566		Q3: N/A	Q4: N/A	
Program Census Information:		# Children in Care During Quarter: 12	# Placements During Quarter: 12	# Children in Care On Last Day: 3
	Avg Performance All CCIs (%)	Provider Performance (%)*	Possible Points (Weight)	Provider Points Earned
<b>OPM Monitoring Reviews</b>				
Annual Comprehensive Reviews	83%	88%	25	21.96
Safety Reviews	86%	Not Yet Conducted		
<b>Monitoring Sub-Total</b>			<b>25</b>	<b>21.96</b>
<b>CCI Safety Outcomes</b>				
Incidence of Maltreatment	0.00%	No Substantiated Reports	10	10.00
Staff Training/Foundations	96%	100%	5	5.00
Staff Safety Checks	87%	94%	5	4.70
<b>Safety Sub-Total</b>			<b>20</b>	<b>19.70</b>
<b>CCI Permanency Outcomes</b>				
Placement Stability	89%	92%	15	13.80
<b>Permanency Sub-Total</b>			<b>15</b>	<b>13.80</b>
<b>CCI Well-Being Outcomes</b>				
EPSDT Medical Visits	92%	100%	4	4.00
EPSDT Dental Visits	85%	100%	4	4.00
Academic Supports	74%	55%	3	1.65
Provider ECEM Visits	76%	92%	7	6.44
Provider General Contacts	76%	0%	7	0.00
Placements with Siblings	38%	60%	Not Scored	Not Scored
Placements within Legal County	14%	13%	Not Scored	Not Scored
<b>Well-Being Sub-Total</b>			<b>25</b>	<b>16.09</b>
*Performance calculation descriptions can be found in the FY 2019 RBWO PBP Measurements and Standards Guide.				

<b>Monitoring &amp; Outcomes: Possible Points = 85</b>		<b>Points Earned = 71.55</b>	
<b>Score Before Incentives Credit</b>			<b>84.18%</b>
<b>Incentives Awarded</b>			<b>10.00 pts</b>
<b>PBP Verification</b>			<b>N/A pts</b>
<b>Total Score</b>			<b>94.18%</b>





**DHS, DFCS, Office of Provider Management**  
**Performance-Based Placement Measures**  
**RBWO Provider GA+SCORECARD - CCI**  
**Report Quarter: Q1 FY2020**



**Provider/Program Name: Rainbow Children's Home - (809) - CCI**

Program Census Information:		# Children in Care During Quarter: 12	# Placements During Quarter: 12	# Children in Care On Last Day: 3
CCI Incentive Credits	Avg Performance All CCIs (Points)	Provider Performance (%)*	Possible Points (Weight)	Provider Points Earned
Early EPSDT Medical Visits		100%	2	2.00
Early EPSDT Dental Visits		100%	2	2.00
Permanency Contacts		0%	5	0.00
Additional Academic Supports		0%	2	0.00
HS Grad/GED/Prof or Trade Certificate/College		N/A	10/5/5/1	
EYSS Agreement		Not Eligible	5	
Community Connections		75%	4	3.00
Active Agency Accreditation		0%	4	0.00
Staff Clinical Licensure		0%	5	0.00
Behavior Management (threshold = 0)		100%	4	4.00
<b>Incentives Total</b>	<b>7.78</b>			<b>11.00</b>
Maximum total combined incentive credit allowed is 10 points.			<b>Incentives Awarded</b>	<b>10.00</b>

\*Performance calculation descriptions can be found in the FY 2019 RBWO PBP Measurements and Standards Guide.

**Child Protective Services Investigations and Dispositions**

The following investigations data, which is not used for scoring but is considered significant to a provider's performance, is from Georgia SHINES and is not considered final or complete until the end of the fiscal year.

Total Reports:	0
Number Screened In:	0
Number Screened Out:	0
Number Substantiated:	0
Number Unsubstantiated:	0
Number Active CPS Investigations:	0



DHS, DFCS, Office of Provider Management

## Performance-Based Placement Measures

### RBWO Provider GA+SCORECARD - CCI

Report Quarter: Q1 FY2020



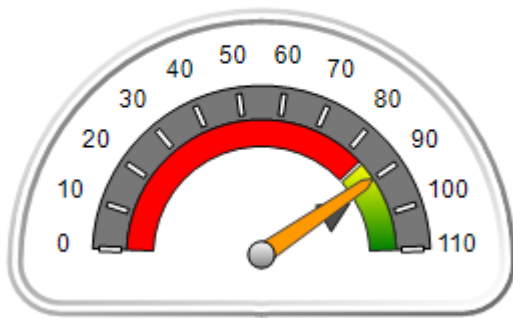
**Provider/Program Name: Rainbow House, Inc. - (810) - CCI**

879 Battle Creek Rd., Jonesboro, GA 30236	Quarterly Scores (Grades)		Current Quarter Score (Grade)
Phone: 770-478-6905	Q1: 89.88 (B+)	Q2: N/A	<b>89.88%</b> <b>(B+)</b>
Vendor ID# 35567	Q3: N/A	Q4: N/A	
Program Census Information:	# Children in Care During Quarter: 34	# Placements During Quarter: 35	# Children in Care On Last Day: 18

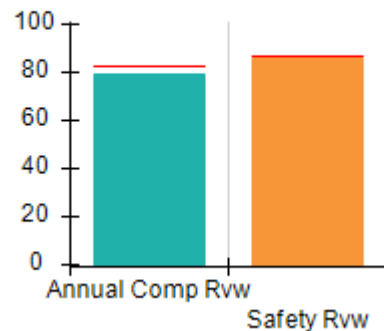
### Quarterly Provider Comparisons to All CCIs

▼ — indicates average for all CCIs

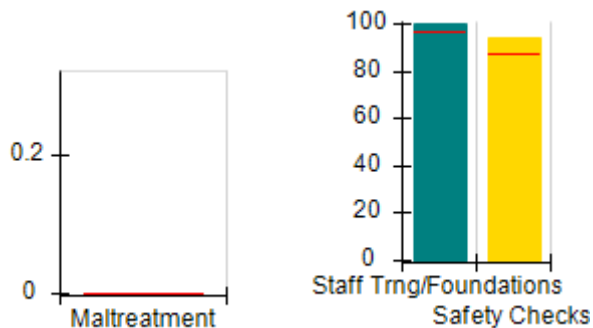
Overall Score (%)



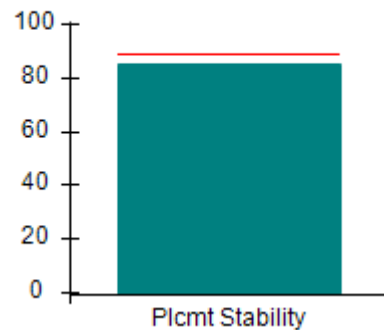
OPM Monitoring Reviews (%)



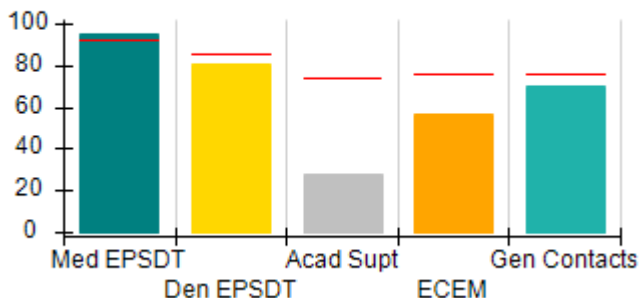
Safety Outcomes (%)



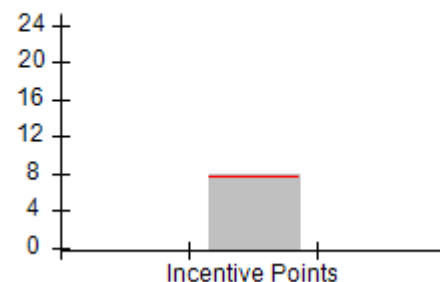
Permanency Outcomes (%)



Well-Being Outcomes (%)



Incentives Earned (Points)





DHS, DFCS, Office of Provider Management  
**Performance-Based Placement Measures**  
**RBWO Provider GA+SCORECARD - CCI**  
**Report Quarter: Q1 FY2020**



<b>Provider/Program Name: Rainbow House, Inc. - (810) - CCI</b>				
<b>879 Battle Creek Rd., Jonesboro, GA 30236</b>		<b>Quarterly Scores (Grades)</b>		<b>Current Quarter Score (Grade)</b>
<b>Phone: 770-478-6905</b>		<b>Q1: 89.88 (B+)</b>	<b>Q2: N/A</b>	<b>89.88% (B+)</b>
<b>Vendor ID# 35567</b>		<b>Q3: N/A</b>	<b>Q4: N/A</b>	
Program Census Information:		# Children in Care During Quarter: 34	# Placements During Quarter: 35	# Children in Care On Last Day: 18
	<b>Avg Performance All CCIs (%)</b>	<b>Provider Performance (%)*</b>	<b>Possible Points (Weight)</b>	<b>Provider Points Earned</b>
<b>OPM Monitoring Reviews</b>				
Annual Comprehensive Reviews	83%	79%	25	19.76
Safety Reviews	86%	86%	15	12.94
<b>Monitoring Sub-Total</b>			<b>40</b>	<b>32.70</b>
<b>CCI Safety Outcomes</b>				
Incidence of Maltreatment	0.00%	No Substantiated Reports	10	10.00
Staff Training/Foundations	96%	100%	5	5.00
Staff Safety Checks	87%	94%	5	4.70
<b>Safety Sub-Total</b>			<b>20</b>	<b>19.70</b>
<b>CCI Permanency Outcomes</b>				
Placement Stability	89%	85%	15	12.75
<b>Permanency Sub-Total</b>			<b>15</b>	<b>12.75</b>
<b>CCI Well-Being Outcomes</b>				
EPSDT Medical Visits	92%	95%	4	3.80
EPSDT Dental Visits	85%	81%	4	3.24
Academic Supports	74%	28%	3	0.84
Provider ECEM Visits	76%	57%	7	3.99
Provider General Contacts	76%	70%	7	4.90
Placements with Siblings	38%	Not Eligible	Not Scored	Not Scored
Placements within Legal County	14%	27%	Not Scored	Not Scored
<b>Well-Being Sub-Total</b>			<b>25</b>	<b>16.77</b>
*Performance calculation descriptions can be found in the FY 2019 RBWO PBP Measurements and Standards Guide.				

<b>Monitoring &amp; Outcomes: Possible Points = 100</b>		<b>Points Earned = 81.92</b>	
<b>Score Before Incentives Credit</b>			<b>81.92%</b>
<b>Incentives Awarded</b>			<b>7.96 pts</b>
<b>PBP Verification</b>			<b>N/A pts</b>
<b>Total Score</b>			<b>89.88%</b>



DHS, DFCS, Office of Provider Management  
**Performance-Based Placement Measures**  
**RBWO Provider GA+SCORECARD - CCI**  
Report Quarter: Q1 FY2020



**Provider/Program Name: Rainbow House, Inc. - (810) - CCI**

Program Census Information:		# Children in Care During Quarter: 34	# Placements During Quarter: 35	# Children in Care On Last Day: 18
CCI Incentive Credits	Avg Performance All CCIs (Points)	Provider Performance (%)*	Possible Points (Weight)	Provider Points Earned
Early EPSDT Medical Visits		93%	2	1.86
Early EPSDT Dental Visits		75%	2	1.50
Permanency Contacts		0%	5	0.00
Additional Academic Supports		5%	2	0.10
HS Grad/GED/Prof or Trade Certificate/College		N/A	10/5/5/1	
EYSS Agreement		Not Eligible	5	
Community Connections		0%	4	0.00
Active Agency Accreditation		0%	4	0.00
Staff Clinical Licensure		10%	5	0.50
Behavior Management (threshold = 0)		100%	4	4.00
<b>Incentives Total</b>	<b>7.78</b>			<b>7.96</b>
Maximum total combined incentive credit allowed is 10 points.			<b>Incentives Awarded</b>	<b>7.96</b>

\*Performance calculation descriptions can be found in the FY 2019 RBWO PBP Measurements and Standards Guide.

**Child Protective Services Investigations and Dispositions**

The following investigations data, which is not used for scoring but is considered significant to a provider's performance, is from Georgia SHINES and is not considered final or complete until the end of the fiscal year.

Total Reports:	0
Number Screened In:	0
Number Screened Out:	0
Number Substantiated:	0
Number Unsubstantiated:	0
Number Active CPS Investigations:	0



**DHS, DFCS, Office of Provider Management**  
**Performance-Based Placement Measures**  
**RBWO Provider GA+SCORECARD - CCI**  
**Report Quarter: Q1 FY2020**



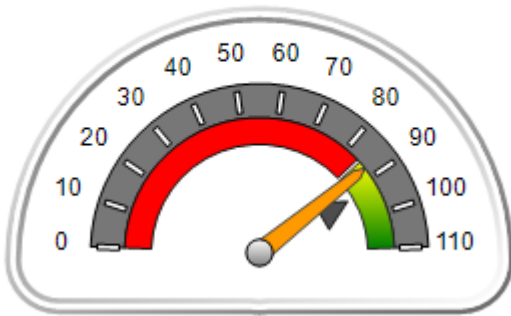
**Provider/Program Name: Raintree Village - Lowndes County (811) - CCI**

3757 Johnston Rd., Valdosta, GA 31601	Quarterly Scores (Grades)		Current Quarter Score (Grade)
Phone: 229-559-5944	Q1: 87.09 (B+)	Q2: N/A	<b>87.09%</b> <b>(B+)</b>
Vendor ID# 35568	Q3: N/A	Q4: N/A	
Program Census Information:	# Children in Care During Quarter: 7	# Placements During Quarter: 7	# Children in Care On Last Day: 5

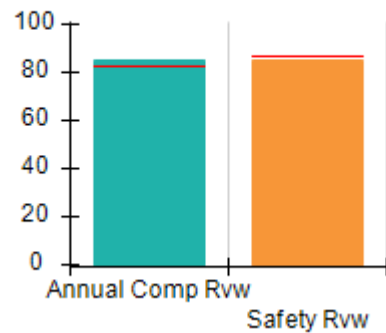
**Quarterly Provider Comparisons to All CCIs**

▼ — indicates average for all CCIs

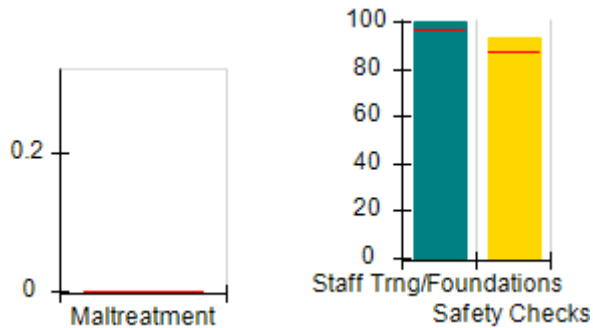
Overall Score (%)



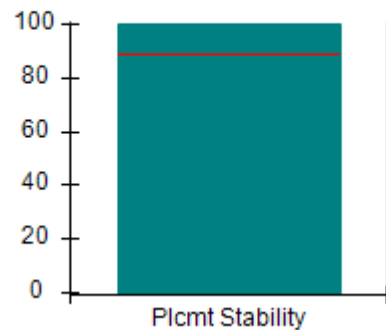
OPM Monitoring Reviews (%)



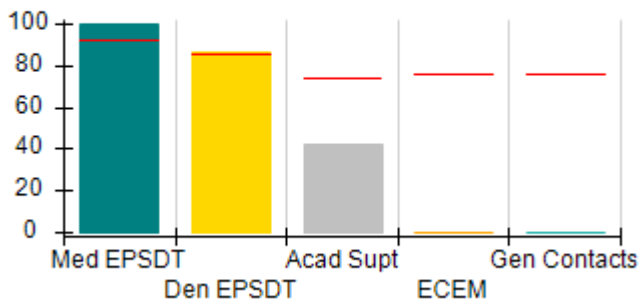
Safety Outcomes (%)



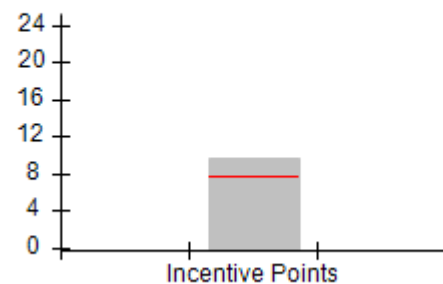
Permanency Outcomes (%)



Well-Being Outcomes (%)



Incentives Earned (Points)





DHS, DFCS, Office of Provider Management  
**Performance-Based Placement Measures**  
**RBWO Provider GA+SCORECARD - CCI**  
 Report Quarter: Q1 FY2020



<b>Provider/Program Name: Raintree Village - Lowndes County (811) - CCI</b>				
3757 Johnston Rd., Valdosta, GA 31601		Quarterly Scores (Grades)		Current Quarter Score (Grade)
Phone: 229-559-5944		Q1: 87.09 (B+)	Q2: N/A	<b>87.09%</b> <b>(B+)</b>
Vendor ID# 35568		Q3: N/A	Q4: N/A	
Program Census Information:		# Children in Care During Quarter: 7	# Placements During Quarter: 7	# Children in Care On Last Day: 5
	Avg Performance All CCIs (%)	Provider Performance (%)*	Possible Points (Weight)	Provider Points Earned
<b>OPM Monitoring Reviews</b>				
Annual Comprehensive Reviews	83%	85%	25	21.33
Safety Reviews	86%	85%	15	12.75
<b>Monitoring Sub-Total</b>			<b>40</b>	<b>34.08</b>
<b>CCI Safety Outcomes</b>				
Incidence of Maltreatment	0.00%	No Substantiated Reports	10	10.00
Staff Training/Foundations	96%	100%	5	5.00
Staff Safety Checks	87%	93%	5	4.65
<b>Safety Sub-Total</b>			<b>20</b>	<b>19.65</b>
<b>CCI Permanency Outcomes</b>				
Placement Stability	89%	100%	15	15.00
<b>Permanency Sub-Total</b>			<b>15</b>	<b>15.00</b>
<b>CCI Well-Being Outcomes</b>				
EPSDT Medical Visits	92%	100%	4	4.00
EPSDT Dental Visits	85%	86%	4	3.44
Academic Supports	74%	42%	3	1.26
Provider ECEM Visits	76%	0%	7	0.00
Provider General Contacts	76%	0%	7	0.00
Placements with Siblings	38%	0%	Not Scored	Not Scored
Placements within Legal County	14%	0%	Not Scored	Not Scored
<b>Well-Being Sub-Total</b>			<b>25</b>	<b>8.70</b>
*Performance calculation descriptions can be found in the FY 2019 RBWO PBP Measurements and Standards Guide.				

<b>Monitoring &amp; Outcomes: Possible Points = 100</b>		<b>Points Earned = 77.43</b>	
<b>Score Before Incentives Credit</b>			<b>77.43%</b>
<b>Incentives Awarded</b>			<b>9.66 pts</b>
<b>PBP Verification</b>			<b>N/A pts</b>
<b>Total Score</b>			<b>87.09%</b>



**DHS, DFCS, Office of Provider Management**  
**Performance-Based Placement Measures**  
**RBWO Provider GA+SCORECARD - CCI**  
**Report Quarter: Q1 FY2020**



**Provider/Program Name: Raintree Village - Lowndes County (811) - CCI**

Program Census Information:		# Children in Care During Quarter: 7	# Placements During Quarter: 7	# Children in Care On Last Day: 5
CCI Incentive Credits	Avg Performance All CCIs (Points)	Provider Performance (%)*	Possible Points (Weight)	Provider Points Earned
Early EPSDT Medical Visits		100%	2	2.00
Early EPSDT Dental Visits		50%	2	1.00
Permanency Contacts		None Planned	5	
Additional Academic Supports		33%	2	0.66
HS Grad/GED/Prof or Trade Certificate/College		N/A	10/5/5/1	
EYSS Agreement		Not Eligible	5	
Community Connections		0%	4	0.00
Active Agency Accreditation		50%	4	2.00
Staff Clinical Licensure		0%	5	0.00
Behavior Management (threshold = 0)		100%	4	4.00
<b>Incentives Total</b>	<b>7.78</b>			<b>9.66</b>
Maximum total combined incentive credit allowed is 10 points.			<b>Incentives Awarded</b>	<b>9.66</b>

\*Performance calculation descriptions can be found in the FY 2019 RBWO PBP Measurements and Standards Guide.

**Child Protective Services Investigations and Dispositions**

The following investigations data, which is not used for scoring but is considered significant to a provider's performance, is from Georgia SHINES and is not considered final or complete until the end of the fiscal year.

Total Reports:	0
Number Screened In:	0
Number Screened Out:	0
Number Substantiated:	0
Number Unsubstantiated:	0
Number Active CPS Investigations:	0



**DHS, DFCS, Office of Provider Management**  
**Performance-Based Placement Measures**  
**RBWO Provider GA+SCORECARD - CCI**  
**Report Quarter: Q1 FY2020**



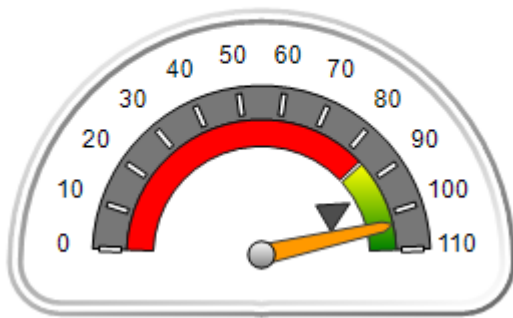
**Provider/Program Name: Reaching Back, LLC - (5326) - CCI**

1209 9th St., Columbus, GA 31907	Quarterly Scores (Grades)		Current Quarter Score (Grade)
Phone: 762-524-7562	Q1: 103.21 (A+)	Q2: N/A	<b>103.21% (A+)</b>
Vendor ID# 136876	Q3: N/A	Q4: N/A	
Program Census Information:	# Children in Care During Quarter: 9	# Placements During Quarter: 10	# Children in Care On Last Day: 5

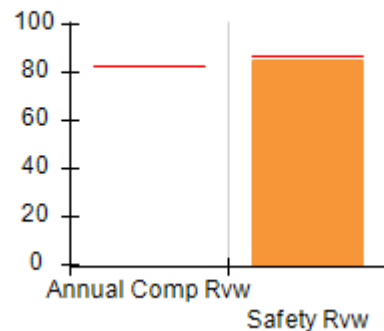
**Quarterly Provider Comparisons to All CCIs**

▼ — indicates average for all CCIs

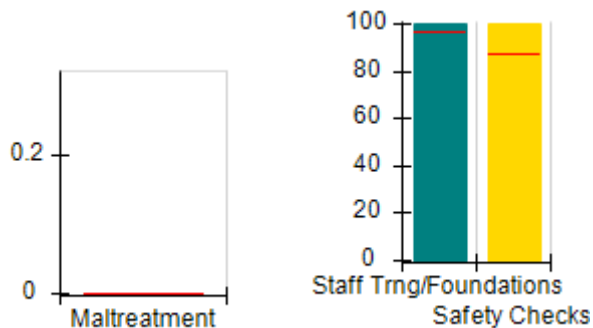
**Overall Score (%)**



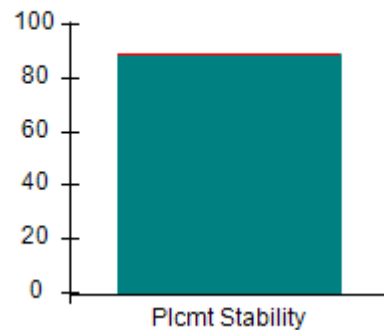
**OPM Monitoring Reviews (%)**



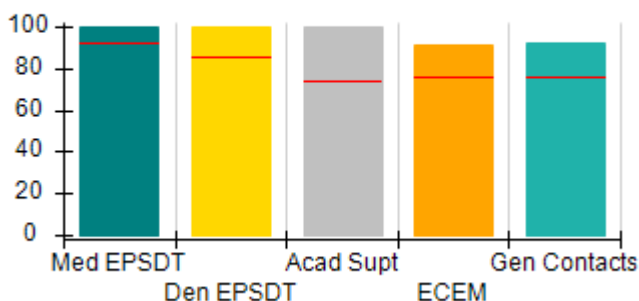
**Safety Outcomes (%)**



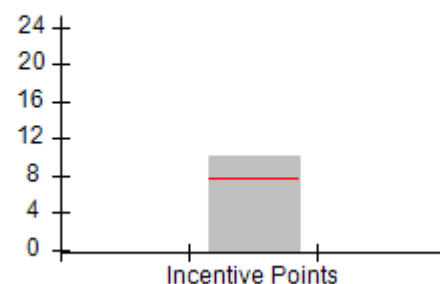
**Permanency Outcomes (%)**



**Well-Being Outcomes (%)**



**Incentives Earned (Points)**







DHS, DFCS, Office of Provider Management  
**Performance-Based Placement Measures**  
**RBWO Provider GA+SCORECARD - CCI**  
**Report Quarter: Q1 FY2020**



<b>Provider/Program Name: Reaching Back, LLC - (5326) - CCI</b>				
1209 9th St., Columbus, GA 31907		Quarterly Scores (Grades)		Current Quarter Score (Grade)
Phone: 762-524-7562		Q1: 103.21 (A+)	Q2: N/A	<b>103.21%</b> <b>(A+)</b>
Vendor ID# 136876		Q3: N/A	Q4: N/A	
Program Census Information:		# Children in Care During Quarter: 9	# Placements During Quarter: 10	# Children in Care On Last Day: 5
	Avg Performance All CCIs (%)	Provider Performance (%)*	Possible Points (Weight)	Provider Points Earned
<b>OPM Monitoring Reviews</b>				
Annual Comprehensive Reviews	83%	Not Yet Conducted		
Safety Reviews	86%	85%	15	12.75
<b>Monitoring Sub-Total</b>			<b>15</b>	<b>12.75</b>
<b>CCI Safety Outcomes</b>				
Incidence of Maltreatment	0.00%	No Substantiated Reports	10	10.00
Staff Training/Foundations	96%	100%	5	5.00
Staff Safety Checks	87%	100%	5	5.00
<b>Safety Sub-Total</b>			<b>20</b>	<b>20.00</b>
<b>CCI Permanency Outcomes</b>				
Placement Stability	89%	89%	15	13.35
<b>Permanency Sub-Total</b>			<b>15</b>	<b>13.35</b>
<b>CCI Well-Being Outcomes</b>				
EPSDT Medical Visits	92%	100%	4	4.00
EPSDT Dental Visits	85%	100%	4	4.00
Academic Supports	74%	100%	3	3.00
Provider ECEM Visits	76%	91%	7	6.37
Provider General Contacts	76%	92%	7	6.44
Placements with Siblings	38%	0%	Not Scored	Not Scored
Placements within Legal County	14%	33%	Not Scored	Not Scored
<b>Well-Being Sub-Total</b>			<b>25</b>	<b>23.81</b>
*Performance calculation descriptions can be found in the FY 2019 RBWO PBP Measurements and Standards Guide.				

<b>Monitoring &amp; Outcomes: Possible Points = 75</b>		<b>Points Earned = 69.91</b>	
<b>Score Before Incentives Credit</b>			<b>93.21%</b>
<b>Incentives Awarded</b>			<b>10.00 pts</b>
<b>PBP Verification</b>			<b>N/A pts</b>
<b>Total Score</b>			<b>103.21%</b>



**DHS, DFCS, Office of Provider Management**  
**Performance-Based Placement Measures**  
**RBWO Provider GA+SCORECARD - CCI**  
**Report Quarter: Q1 FY2020**



**Provider/Program Name: Reaching Back, LLC - (5326) - CCI**

Program Census Information:		# Children in Care During Quarter: 9	# Placements During Quarter: 10	# Children in Care On Last Day: 5
CCI Incentive Credits	Avg Performance All CCIs (Points)	Provider Performance (%)*	Possible Points (Weight)	Provider Points Earned
Early EPSDT Medical Visits		100%	2	2.00
Early EPSDT Dental Visits		100%	2	2.00
Permanency Contacts		0%	5	0.00
Additional Academic Supports		100%	2	2.00
HS Grad/GED/Prof or Trade Certificate/College		N/A	10/5/5/1	
EYSS Agreement		Not Eligible	5	
Community Connections		0%	4	0.00
Active Agency Accreditation		0%	4	0.00
Staff Clinical Licensure		0%	5	0.00
Behavior Management (threshold = 0)		100%	4	4.00
<b>Incentives Total</b>	<b>7.78</b>			<b>10.00</b>
Maximum total combined incentive credit allowed is 10 points.			<b>Incentives Awarded</b>	<b>10.00</b>

\*Performance calculation descriptions can be found in the FY 2019 RBWO PBP Measurements and Standards Guide.

**Child Protective Services Investigations and Dispositions**

The following investigations data, which is not used for scoring but is considered significant to a provider's performance, is from Georgia SHINES and is not considered final or complete until the end of the fiscal year.

Total Reports:	1
Number Screened In:	0
Number Screened Out:	1
Number Substantiated:	0
Number Unsubstantiated:	0
Number Active CPS Investigations:	0



DHS, DFCS, Office of Provider Management

## Performance-Based Placement Measures

### RBWO Provider GA+SCORECARD - CCI

Report Quarter: Q1 FY2020



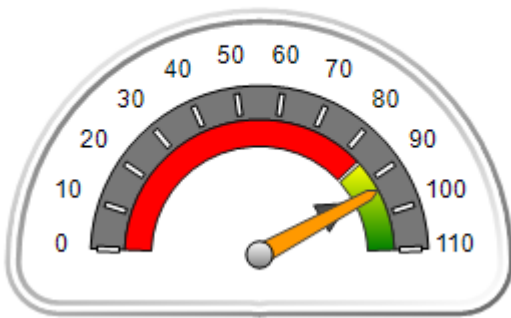
**Provider/Program Name: Rock of Ages Youth Home, LLC - (5341) - CCI**

145 Brooks Street, Sparta, GA 31087	Quarterly Scores (Grades)		Current Quarter Score (Grade)
Phone: 404-387-7043	Q1: 93.48 (A-)	Q2: N/A	<b>93.48%</b> <b>(A-)</b>
Vendor ID# 157623	Q3: N/A	Q4: N/A	
Program Census Information:	# Children in Care During Quarter: 10	# Placements During Quarter: 10	# Children in Care On Last Day: 4

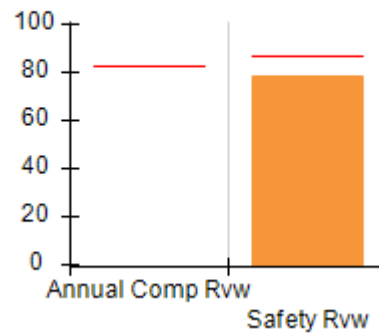
### Quarterly Provider Comparisons to All CCIs

▼ — indicates average for all CCIs

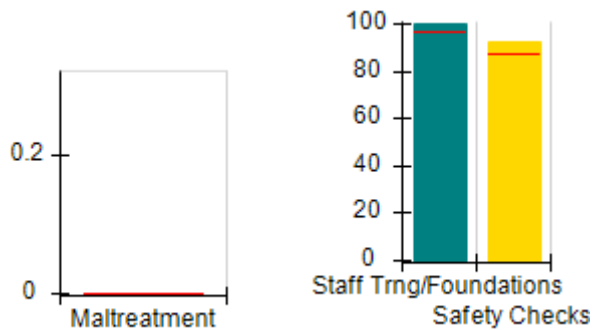
Overall Score (%)



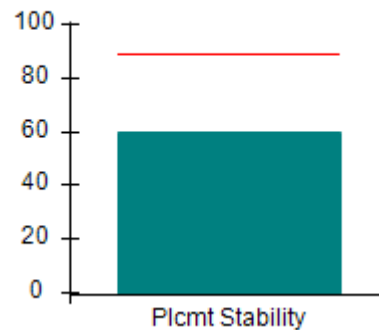
OPM Monitoring Reviews (%)



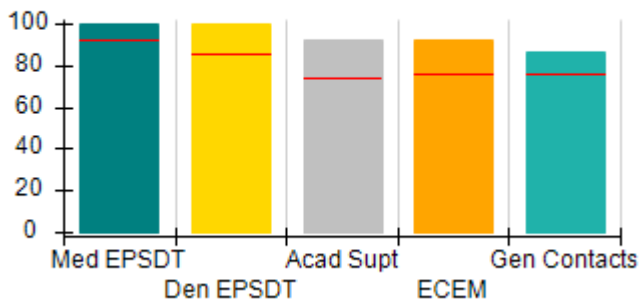
Safety Outcomes (%)



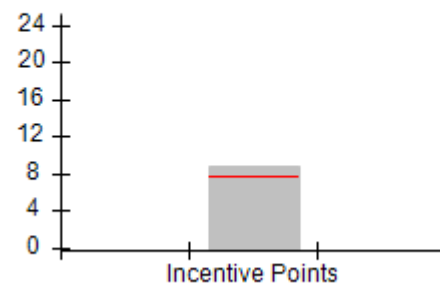
Permanency Outcomes (%)



Well-Being Outcomes (%)



Incentives Earned (Points)





DHS, DFCS, Office of Provider Management  
**Performance-Based Placement Measures**  
**RBWO Provider GA+SCORECARD - CCI**  
**Report Quarter: Q1 FY2020**



<b>Provider/Program Name: Rock of Ages Youth Home, LLC - (5341) - CCI</b>				
145 Brooks Street, Sparta, GA 31087		Quarterly Scores (Grades)		Current Quarter Score (Grade)
Phone: 404-387-7043		Q1: 93.48 (A-)	Q2: N/A	<b>93.48%</b> <b>(A-)</b>
Vendor ID# 157623		Q3: N/A	Q4: N/A	
Program Census Information:		# Children in Care During Quarter: 10	# Placements During Quarter: 10	# Children in Care On Last Day: 4
	Avg Performance All CCIs (%)	Provider Performance (%)*	Possible Points (Weight)	Provider Points Earned
<b>OPM Monitoring Reviews</b>				
Annual Comprehensive Reviews	83%	Not Yet Conducted		
Safety Reviews	86%	78%	15	11.75
<b>Monitoring Sub-Total</b>			<b>15</b>	<b>11.75</b>
<b>CCI Safety Outcomes</b>				
Incidence of Maltreatment	0.00%	No Substantiated Reports	10	10.00
Staff Training/Foundations	96%	100%	5	5.00
Staff Safety Checks	87%	92%	5	4.60
<b>Safety Sub-Total</b>			<b>20</b>	<b>19.60</b>
<b>CCI Permanency Outcomes</b>				
Placement Stability	89%	60%	15	9.00
<b>Permanency Sub-Total</b>			<b>15</b>	<b>9.00</b>
<b>CCI Well-Being Outcomes</b>				
EPSDT Medical Visits	92%	100%	4	4.00
EPSDT Dental Visits	85%	100%	4	4.00
Academic Supports	74%	92%	3	2.76
Provider ECEM Visits	76%	92%	7	6.44
Provider General Contacts	76%	86%	7	6.02
Placements with Siblings	38%	44%	Not Scored	Not Scored
Placements within Legal County	14%	0%	Not Scored	Not Scored
<b>Well-Being Sub-Total</b>			<b>25</b>	<b>23.22</b>
*Performance calculation descriptions can be found in the FY 2019 RBWO PBP Measurements and Standards Guide.				

<b>Monitoring &amp; Outcomes: Possible Points = 75</b>		<b>Points Earned = 63.57</b>	
<b>Score Before Incentives Credit</b>			<b>84.76%</b>
<b>Incentives Awarded</b>			<b>8.72 pts</b>
<b>PBP Verification</b>			<b>N/A pts</b>
<b>Total Score</b>			<b>93.48%</b>



DHS, DFCS, Office of Provider Management  
**Performance-Based Placement Measures**  
**RBWO Provider GA+SCORECARD - CCI**  
Report Quarter: Q1 FY2020



**Provider/Program Name: Rock of Ages Youth Home, LLC - (5341) - CCI**

Program Census Information:		# Children in Care During Quarter: 10	# Placements During Quarter: 10	# Children in Care On Last Day: 4
CCI Incentive Credits	Avg Performance All CCIs (Points)	Provider Performance (%)*	Possible Points (Weight)	Provider Points Earned
Early EPSDT Medical Visits		100%	2	2.00
Early EPSDT Dental Visits		100%	2	2.00
Permanency Contacts		None Planned	5	
Additional Academic Supports		36%	2	0.72
HS Grad/GED/Prof or Trade Certificate/College		N/A	10/5/5/1	
EYSS Agreement		Not Eligible	5	
Community Connections		0%	4	0.00
Active Agency Accreditation		0%	4	0.00
Staff Clinical Licensure		0%	5	0.00
Behavior Management (threshold = 0)		100%	4	4.00
<b>Incentives Total</b>	<b>7.78</b>			<b>8.72</b>
Maximum total combined incentive credit allowed is 10 points.			<b>Incentives Awarded</b>	<b>8.72</b>

\*Performance calculation descriptions can be found in the FY 2019 RBWO PBP Measurements and Standards Guide.

**Child Protective Services Investigations and Dispositions**

The following investigations data, which is not used for scoring but is considered significant to a provider's performance, is from Georgia SHINES and is not considered final or complete until the end of the fiscal year.

Total Reports:	0
Number Screened In:	0
Number Screened Out:	0
Number Substantiated:	0
Number Unsubstantiated:	0
Number Active CPS Investigations:	0



**DHS, DFCS, Office of Provider Management**  
**Performance-Based Placement Measures**  
**RBWO Provider GA+SCORECARD - CCI**  
**Report Quarter: Q1 FY2020**

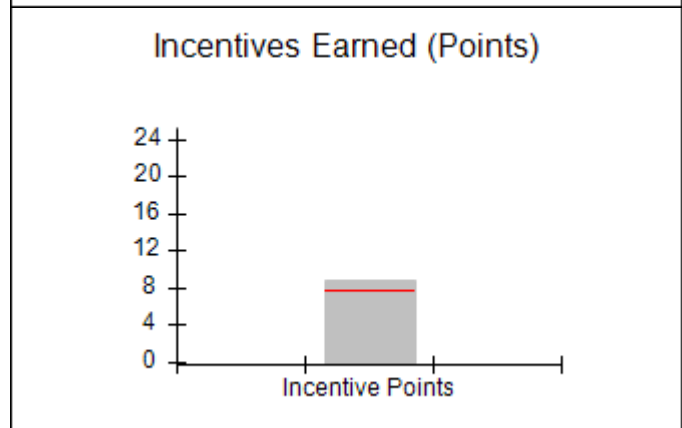
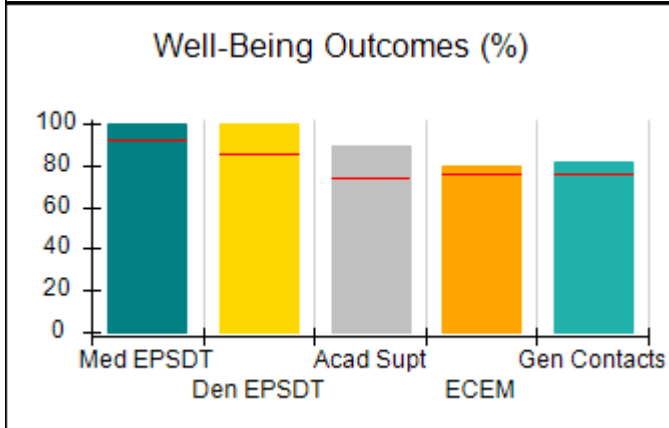
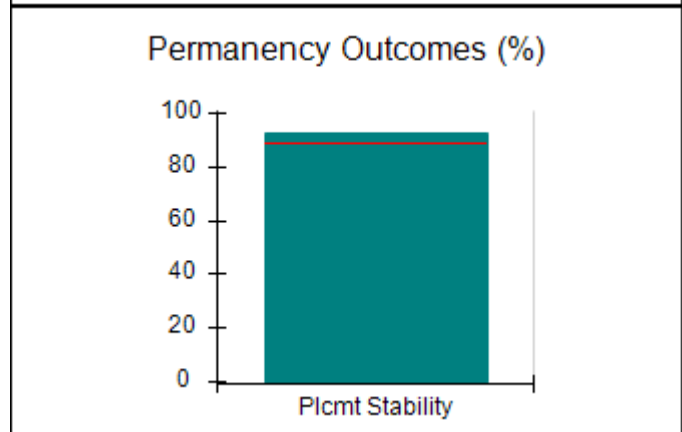
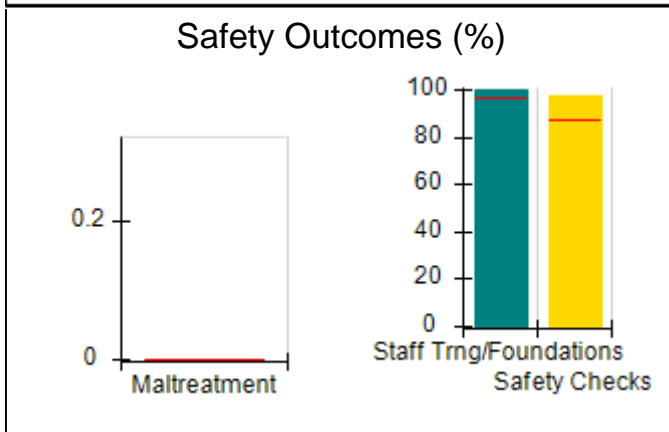
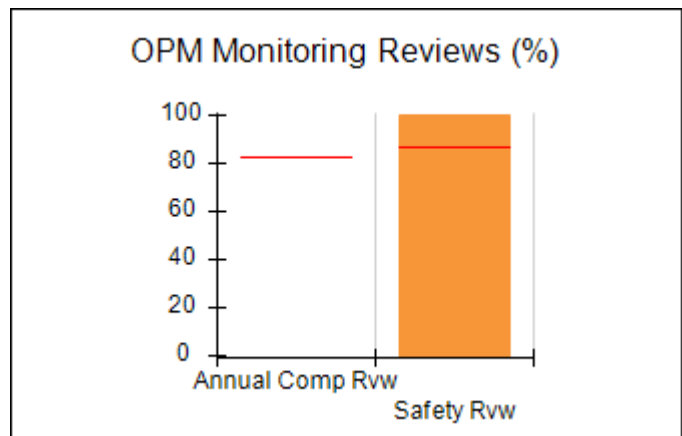
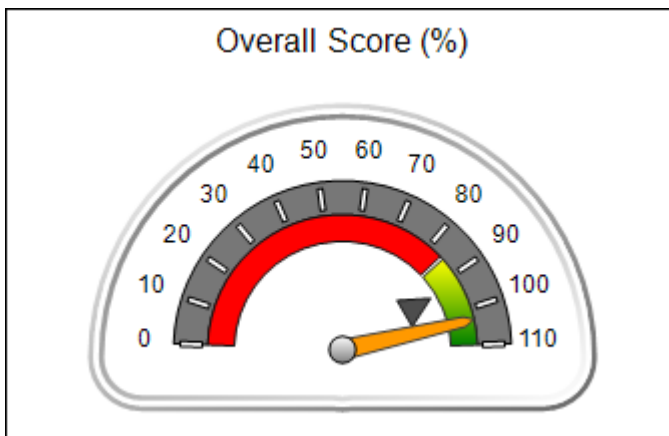


**Provider/Program Name: Safe Harbor Children's Center, Inc. - Norwich Street (5298) - CCI**

1526 Norwich Street , Brunswick, GA 31520-6912	Quarterly Scores (Grades)		Current Quarter Score (Grade)
Phone: 912-289-9940	Q1: 103.23 (A+)	Q2: N/A	<b>103.23% (A+)</b>
Vendor ID# 153821	Q3: N/A	Q4: N/A	
Program Census Information:	# Children in Care During Quarter: 28	# Placements During Quarter: 28	# Children in Care On Last Day: 23

**Quarterly Provider Comparisons to All CCIs**

▼ — indicates average for all CCIs





DHS, DFCS, Office of Provider Management  
**Performance-Based Placement Measures**  
**RBWO Provider GA+SCORECARD - CCI**  
**Report Quarter: Q1 FY2020**



<b>Provider/Program Name: Safe Harbor Children's Center, Inc. - Norwich Street (5298) - CCI</b>				
1526 Norwich Street , Brunswick, GA 31520-6912		Quarterly Scores (Grades)		Current Quarter Score (Grade)
Phone: 912-289-9940		Q1: 103.23 (A+)	Q2: N/A	<b>103.23%</b> <b>(A+)</b>
Vendor ID# 153821		Q3: N/A	Q4: N/A	
Program Census Information:		# Children in Care During Quarter: 28	# Placements During Quarter: 28	# Children in Care On Last Day: 23
	Avg Performance All CCIs (%)	Provider Performance (%)*	Possible Points (Weight)	Provider Points Earned
<b>OPM Monitoring Reviews</b>				
Annual Comprehensive Reviews	83%	Not Yet Conducted		
Safety Reviews	86%	100%	15	15.00
<b>Monitoring Sub-Total</b>			<b>15</b>	<b>15.00</b>
<b>CCI Safety Outcomes</b>				
Incidence of Maltreatment	0.00%	No Substantiated Reports	10	10.00
Staff Training/Foundations	96%	100%	5	5.00
Staff Safety Checks	87%	97%	5	4.85
<b>Safety Sub-Total</b>			<b>20</b>	<b>19.85</b>
<b>CCI Permanency Outcomes</b>				
Placement Stability	89%	93%	15	13.95
<b>Permanency Sub-Total</b>			<b>15</b>	<b>13.95</b>
<b>CCI Well-Being Outcomes</b>				
EPSDT Medical Visits	92%	100%	4	4.00
EPSDT Dental Visits	85%	100%	4	4.00
Academic Supports	74%	89%	3	2.67
Provider ECEM Visits	76%	80%	7	5.60
Provider General Contacts	76%	82%	7	5.74
Placements with Siblings	38%	39%	Not Scored	Not Scored
Placements within Legal County	14%	0%	Not Scored	Not Scored
<b>Well-Being Sub-Total</b>			<b>25</b>	<b>22.01</b>
*Performance calculation descriptions can be found in the FY 2019 RBWO PBP Measurements and Standards Guide.				

<b>Monitoring &amp; Outcomes: Possible Points = 75</b>		<b>Points Earned = 70.81</b>	
<b>Score Before Incentives Credit</b>			<b>94.41%</b>
<b>Incentives Awarded</b>			<b>8.82 pts</b>
<b>PBP Verification</b>			<b>N/A pts</b>
<b>Total Score</b>			<b>103.23%</b>



**DHS, DFCS, Office of Provider Management**  
**Performance-Based Placement Measures**  
**RBWO Provider GA+SCORECARD - CCI**  
**Report Quarter: Q1 FY2020**



**Provider/Program Name: Safe Harbor Children's Center, Inc. - Norwich Street (5298) - CCI**

Program Census Information:		# Children in Care During Quarter: 28	# Placements During Quarter: 28	# Children in Care On Last Day: 23
CCI Incentive Credits	Avg Performance All CCIs (Points)	Provider Performance (%)*	Possible Points (Weight)	Provider Points Earned
Early EPSDT Medical Visits		100%	2	2.00
Early EPSDT Dental Visits		100%	2	2.00
Permanency Contacts		0%	5	0.00
Additional Academic Supports		41%	2	0.82
HS Grad/GED/Prof or Trade Certificate/College		N/A	10/5/5/1	
EYSS Agreement		Not Eligible	5	
Community Connections		0%	4	0.00
Active Agency Accreditation		0%	4	0.00
Staff Clinical Licensure		0%	5	0.00
Behavior Management (threshold = 0)		100%	4	4.00
<b>Incentives Total</b>	<b>7.78</b>			<b>8.82</b>
Maximum total combined incentive credit allowed is 10 points.			<b>Incentives Awarded</b>	<b>8.82</b>

\*Performance calculation descriptions can be found in the FY 2019 RBWO PBP Measurements and Standards Guide.

**Child Protective Services Investigations and Dispositions**

The following investigations data, which is not used for scoring but is considered significant to a provider's performance, is from Georgia SHINES and is not considered final or complete until the end of the fiscal year.

Total Reports:	2
Number Screened In:	0
Number Screened Out:	2
Number Substantiated:	0
Number Unsubstantiated:	0
Number Active CPS Investigations:	0





**DHS, DFCS, Office of Provider Management**  
**Performance-Based Placement Measures**  
**RBWO Provider GA+SCORECARD - CCI**  
**Report Quarter: Q1 FY2020**



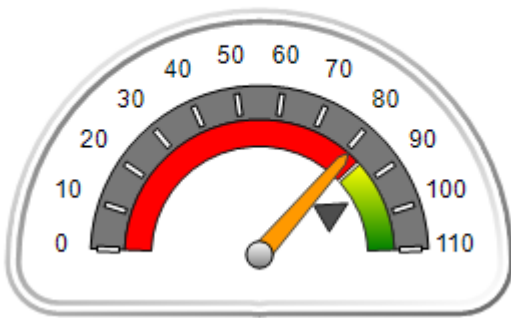
**Provider/Program Name: Safe Haven 4U, LLC - (5315) - CCI**

5702 Bobby Drive, Columbus, GA 31907	Quarterly Scores (Grades)		Current Quarter Score (Grade)
Phone: 762-821-1378	Q1: 80.76 (B-)	Q2: N/A	<b>80.76% (B-)</b>
Vendor ID# 118253	Q3: N/A	Q4: N/A	
Program Census Information:	# Children in Care During Quarter: 9	# Placements During Quarter: 9	# Children in Care On Last Day: 6

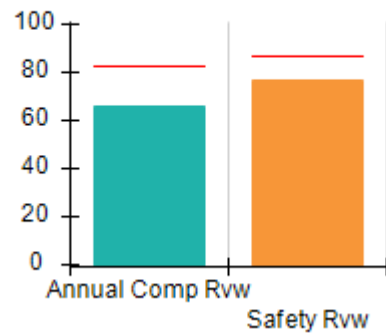
**Quarterly Provider Comparisons to All CCIs**

▼ — indicates average for all CCIs

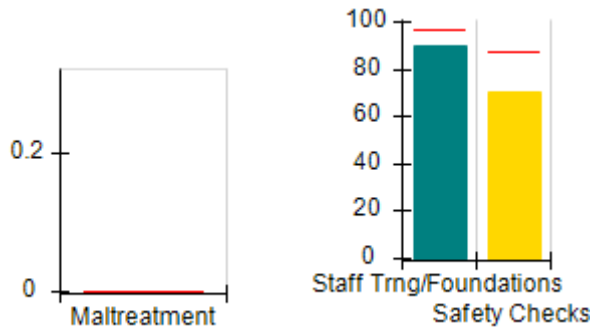
**Overall Score (%)**



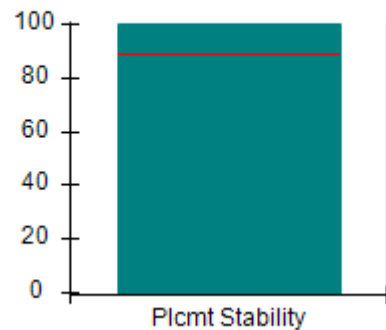
**OPM Monitoring Reviews (%)**



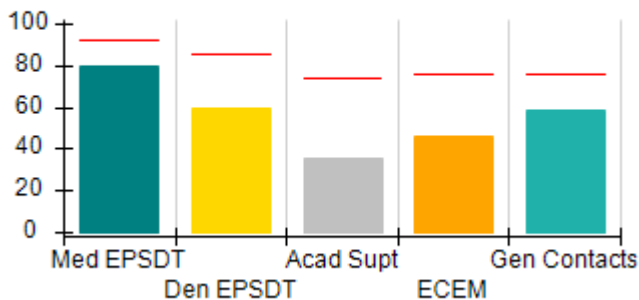
**Safety Outcomes (%)**



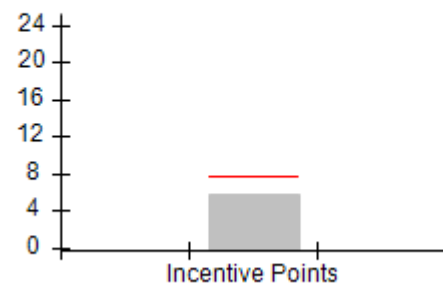
**Permanency Outcomes (%)**



**Well-Being Outcomes (%)**



**Incentives Earned (Points)**





DHS, DFCS, Office of Provider Management  
**Performance-Based Placement Measures**  
**RBWO Provider GA+SCORECARD - CCI**  
 Report Quarter: Q1 FY2020



<b>Provider/Program Name: Safe Haven 4U, LLC - (5315) - CCI</b>				
<b>5702 Bobby Drive, Columbus, GA 31907</b>		<b>Quarterly Scores (Grades)</b>		<b>Current Quarter Score (Grade)</b>
<b>Phone: 762-821-1378</b>		<b>Q1: 80.76 (B-)</b>	<b>Q2: N/A</b>	<b>80.76% (B-)</b>
<b>Vendor ID# 118253</b>		<b>Q3: N/A</b>	<b>Q4: N/A</b>	
Program Census Information:		# Children in Care During Quarter: 9	# Placements During Quarter: 9	# Children in Care On Last Day: 6
	<b>Avg Performance All CCIs (%)</b>	<b>Provider Performance (%)*</b>	<b>Possible Points (Weight)</b>	<b>Provider Points Earned</b>
<b>OPM Monitoring Reviews</b>				
Annual Comprehensive Reviews	83%	66%	25	16.57
Safety Reviews	86%	77%	15	11.50
<b>Monitoring Sub-Total</b>			<b>40</b>	<b>28.07</b>
<b>CCI Safety Outcomes</b>				
Incidence of Maltreatment	0.00%	No Substantiated Reports	10	10.00
Staff Training/Foundations	96%	90%	5	4.50
Staff Safety Checks	87%	70%	5	3.50
<b>Safety Sub-Total</b>			<b>20</b>	<b>18.00</b>
<b>CCI Permanency Outcomes</b>				
Placement Stability	89%	100%	15	15.00
<b>Permanency Sub-Total</b>			<b>15</b>	<b>15.00</b>
<b>CCI Well-Being Outcomes</b>				
EPSDT Medical Visits	92%	80%	4	3.20
EPSDT Dental Visits	85%	60%	4	2.40
Academic Supports	74%	36%	3	1.08
Provider ECEM Visits	76%	46%	7	3.22
Provider General Contacts	76%	59%	7	4.13
Placements with Siblings	38%	33%	Not Scored	Not Scored
Placements within Legal County	14%	25%	Not Scored	Not Scored
<b>Well-Being Sub-Total</b>			<b>25</b>	<b>14.03</b>
*Performance calculation descriptions can be found in the FY 2019 RBWO PBP Measurements and Standards Guide.				

<b>Monitoring &amp; Outcomes: Possible Points = 100</b>		<b>Points Earned = 75.10</b>	
<b>Score Before Incentives Credit</b>			<b>75.10%</b>
<b>Incentives Awarded</b>			<b>5.66 pts</b>
<b>PBP Verification</b>			<b>N/A pts</b>
<b>Total Score</b>			<b>80.76%</b>



DHS, DFCS, Office of Provider Management  
**Performance-Based Placement Measures**  
**RBWO Provider GA+SCORECARD - CCI**  
Report Quarter: Q1 FY2020



**Provider/Program Name: Safe Haven 4U, LLC - (5315) - CCI**

Program Census Information:		# Children in Care During Quarter: 9	# Placements During Quarter: 9	# Children in Care On Last Day: 6
CCI Incentive Credits	Avg Performance All CCIs (Points)	Provider Performance (%)*	Possible Points (Weight)	Provider Points Earned
Early EPSDT Medical Visits		50%	2	1.00
Early EPSDT Dental Visits		33%	2	0.66
Permanency Contacts		0%	5	0.00
Additional Academic Supports		0%	2	0.00
HS Grad/GED/Prof or Trade Certificate/College		N/A	10/5/5/1	
EYSS Agreement		Not Eligible	5	
Community Connections		0%	4	0.00
Active Agency Accreditation		0%	4	0.00
Staff Clinical Licensure		0%	5	0.00
Behavior Management (threshold = 0)		100%	4	4.00
<b>Incentives Total</b>	<b>7.78</b>			<b>5.66</b>
Maximum total combined incentive credit allowed is 10 points.			<b>Incentives Awarded</b>	<b>5.66</b>

\*Performance calculation descriptions can be found in the FY 2019 RBWO PBP Measurements and Standards Guide.

**Child Protective Services Investigations and Dispositions**

The following investigations data, which is not used for scoring but is considered significant to a provider's performance, is from Georgia SHINES and is not considered final or complete until the end of the fiscal year.

Total Reports:	0
Number Screened In:	0
Number Screened Out:	0
Number Substantiated:	0
Number Unsubstantiated:	0
Number Active CPS Investigations:	0



DHS, DFCS, Office of Provider Management

## Performance-Based Placement Measures

### RBWO Provider GA+SCORECARD - CCI



Report Quarter: Q1 FY2020

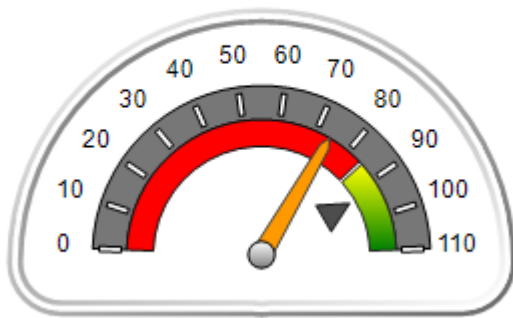
**Provider/Program Name: Safe Haven Christian Outreach - (5340) - CCI**

244 Lake Joy Rd, Perry, GA 31069	Quarterly Scores (Grades)		Current Quarter Score (Grade)
Phone: 478-224-0236	Q1: 73.94 (C-)	Q2: N/A	<b>73.94%</b> <b>(C-)</b>
Vendor ID# 157967	Q3: N/A	Q4: N/A	
Program Census Information:	# Children in Care During Quarter: 5	# Placements During Quarter: 5	# Children in Care On Last Day: 4

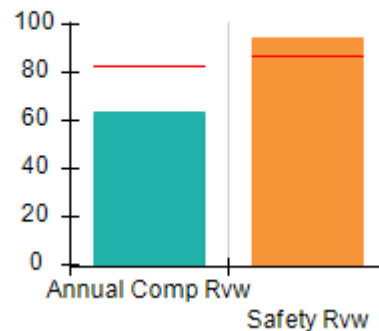
### Quarterly Provider Comparisons to All CCIs

▼ — indicates average for all CCIs

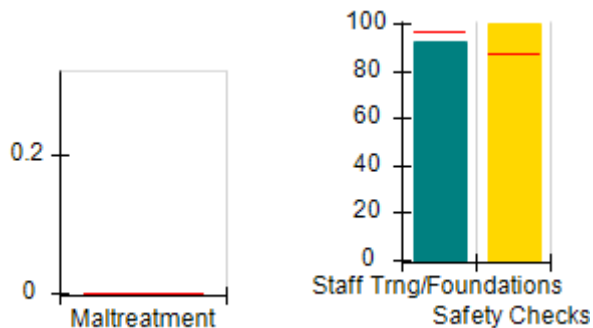
Overall Score (%)



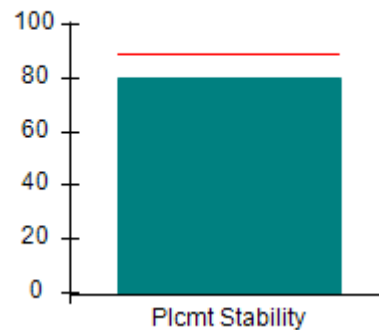
OPM Monitoring Reviews (%)



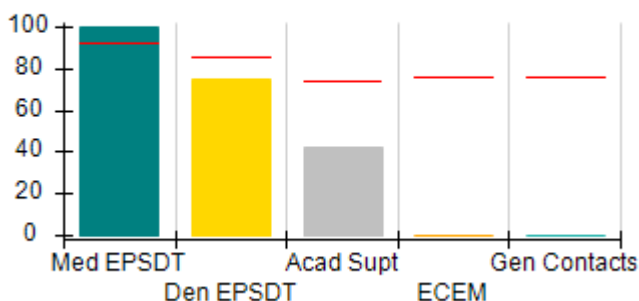
Safety Outcomes (%)



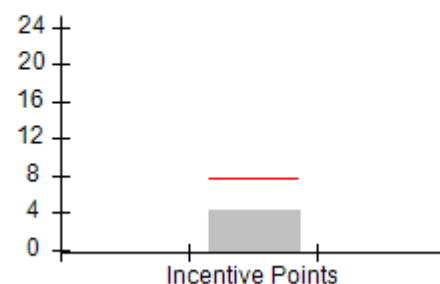
Permanency Outcomes (%)



Well-Being Outcomes (%)



Incentives Earned (Points)





DHS, DFCS, Office of Provider Management  
**Performance-Based Placement Measures**  
**RBWO Provider GA+SCORECARD - CCI**  
**Report Quarter: Q1 FY2020**



<b>Provider/Program Name: Safe Haven Christian Outreach - (5340) - CCI</b>				
244 Lake Joy Rd, Perry, GA 31069		Quarterly Scores (Grades)		Current Quarter Score (Grade)
Phone: 478-224-0236		Q1: 73.94 (C-)	Q2: N/A	<b>73.94%</b> <b>(C-)</b>
Vendor ID# 157967		Q3: N/A	Q4: N/A	
Program Census Information:		# Children in Care During Quarter: 5	# Placements During Quarter: 5	# Children in Care On Last Day: 4
	Avg Performance All CCIs (%)	Provider Performance (%)*	Possible Points (Weight)	Provider Points Earned
<b>OPM Monitoring Reviews</b>				
Annual Comprehensive Reviews	83%	63%	25	15.82
Safety Reviews	86%	94%	15	14.10
<b>Monitoring Sub-Total</b>			<b>40</b>	<b>29.92</b>
<b>CCI Safety Outcomes</b>				
Incidence of Maltreatment	0.00%	No Substantiated Reports	10	10.00
Staff Training/Foundations	96%	92%	5	4.60
Staff Safety Checks	87%	100%	5	5.00
<b>Safety Sub-Total</b>			<b>20</b>	<b>19.60</b>
<b>CCI Permanency Outcomes</b>				
Placement Stability	89%	80%	15	12.00
<b>Permanency Sub-Total</b>			<b>15</b>	<b>12.00</b>
<b>CCI Well-Being Outcomes</b>				
EPSDT Medical Visits	92%	100%	4	4.00
EPSDT Dental Visits	85%	75%	4	3.00
Academic Supports	74%	42%	3	1.26
Provider ECEM Visits	76%	0%	7	0.00
Provider General Contacts	76%	0%	7	0.00
Placements with Siblings	38%	Not Eligible	Not Scored	Not Scored
Placements within Legal County	14%	Not Eligible	Not Scored	Not Scored
<b>Well-Being Sub-Total</b>			<b>25</b>	<b>8.26</b>
*Performance calculation descriptions can be found in the FY 2019 RBWO PBP Measurements and Standards Guide.				

<b>Monitoring &amp; Outcomes: Possible Points = 100</b>		<b>Points Earned = 69.78</b>	
<b>Score Before Incentives Credit</b>			<b>69.78%</b>
<b>Incentives Awarded</b>			<b>4.16 pts</b>
<b>PBP Verification</b>			<b>N/A pts</b>
<b>Total Score</b>			<b>73.94%</b>



DHS, DFCS, Office of Provider Management  
**Performance-Based Placement Measures**  
**RBWO Provider GA+SCORECARD - CCI**  
**Report Quarter: Q1 FY2020**



**Provider/Program Name: Safe Haven Christian Outreach - (5340) - CCI**

Program Census Information:		# Children in Care During Quarter: 5	# Placements During Quarter: 5	# Children in Care On Last Day: 4
CCI Incentive Credits	Avg Performance All CCIs (Points)	Provider Performance (%)*	Possible Points (Weight)	Provider Points Earned
Early EPSDT Medical Visits		Not Eligible	2	
Early EPSDT Dental Visits		0%	2	0.00
Permanency Contacts		0%	5	0.00
Additional Academic Supports		8%	2	0.16
HS Grad/GED/Prof or Trade Certificate/College		N/A	10/5/5/1	
EYSS Agreement		Not Eligible	5	
Community Connections		0%	4	0.00
Active Agency Accreditation		0%	4	0.00
Staff Clinical Licensure		0%	5	0.00
Behavior Management (threshold = 0)		100%	4	4.00
<b>Incentives Total</b>	<b>7.78</b>			<b>4.16</b>
Maximum total combined incentive credit allowed is 10 points.			<b>Incentives Awarded</b>	<b>4.16</b>

\*Performance calculation descriptions can be found in the FY 2019 RBWO PBP Measurements and Standards Guide.

**Child Protective Services Investigations and Dispositions**

The following investigations data, which is not used for scoring but is considered significant to a provider's performance, is from Georgia SHINES and is not considered final or complete until the end of the fiscal year.

Total Reports:	0
Number Screened In:	0
Number Screened Out:	0
Number Substantiated:	0
Number Unsubstantiated:	0
Number Active CPS Investigations:	0



**DHS, DFCS, Office of Provider Management**  
**Performance-Based Placement Measures**  
**RBWO Provider GA+SCORECARD - CCI**  
**Report Quarter: Q1 FY2020**



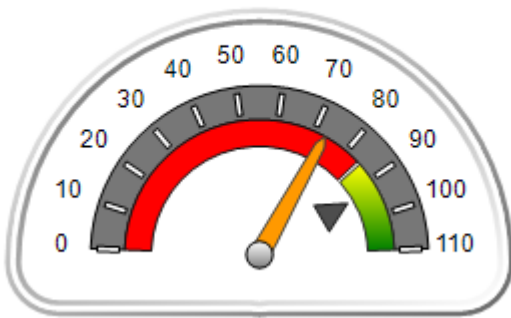
**Provider/Program Name: Secure & Care, Inc. - (5268) - CCI**

3320 Melrose Drive, Columbus, GA 31906	Quarterly Scores (Grades)		Current Quarter Score (Grade)
Phone: 706-641-2535	Q1: 73.18 (C-)	Q2: N/A	<b>73.18%</b> <b>(C-)</b>
Vendor ID# 144163	Q3: N/A	Q4: N/A	
Program Census Information:	# Children in Care During Quarter: 9	# Placements During Quarter: 9	# Children in Care On Last Day: 4

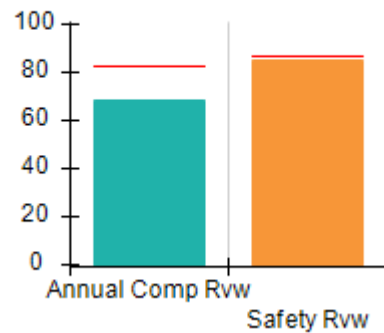
**Quarterly Provider Comparisons to All CCIs**

▼ — indicates average for all CCIs

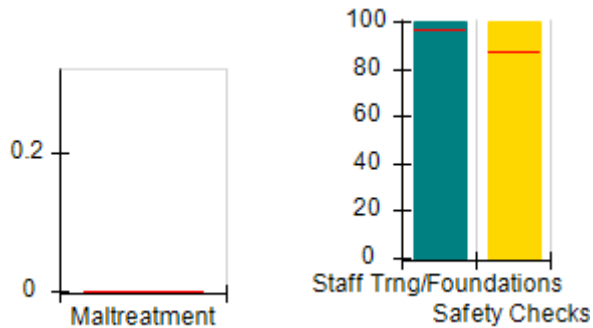
**Overall Score (%)**



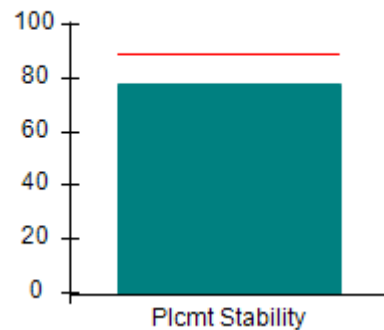
**OPM Monitoring Reviews (%)**



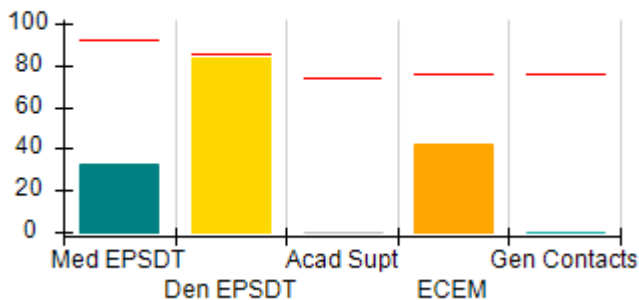
**Safety Outcomes (%)**



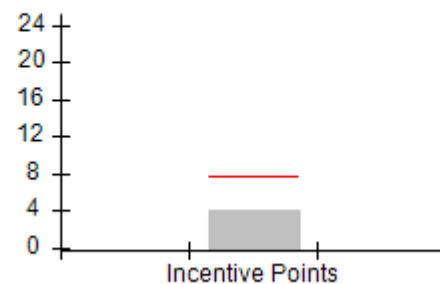
**Permanency Outcomes (%)**



**Well-Being Outcomes (%)**



**Incentives Earned (Points)**





DHS, DFCS, Office of Provider Management  
**Performance-Based Placement Measures**  
**RBWO Provider GA+SCORECARD - CCI**  
 Report Quarter: Q1 FY2020



<b>Provider/Program Name: Secure &amp; Care, Inc. - (5268) - CCI</b>				
<b>3320 Melrose Drive, Columbus, GA 31906</b>		<b>Quarterly Scores (Grades)</b>		<b>Current Quarter Score (Grade)</b>
<b>Phone: 706-641-2535</b>		<b>Q1: 73.18 (C-)</b>	<b>Q2: N/A</b>	<b>73.18% (C-)</b>
<b>Vendor ID# 144163</b>		<b>Q3: N/A</b>	<b>Q4: N/A</b>	
Program Census Information:		# Children in Care During Quarter: 9	# Placements During Quarter: 9	# Children in Care On Last Day: 4
	<b>Avg Performance All CCIs (%)</b>	<b>Provider Performance (%)*</b>	<b>Possible Points (Weight)</b>	<b>Provider Points Earned</b>
<b>OPM Monitoring Reviews</b>				
Annual Comprehensive Reviews	83%	69%	25	17.15
Safety Reviews	86%	85%	15	12.75
<b>Monitoring Sub-Total</b>			<b>40</b>	<b>29.90</b>
<b>CCI Safety Outcomes</b>				
Incidence of Maltreatment	0.00%	No Substantiated Reports	10	10.00
Staff Training/Foundations	96%	100%	5	5.00
Staff Safety Checks	87%	100%	5	5.00
<b>Safety Sub-Total</b>			<b>20</b>	<b>20.00</b>
<b>CCI Permanency Outcomes</b>				
Placement Stability	89%	78%	15	11.70
<b>Permanency Sub-Total</b>			<b>15</b>	<b>11.70</b>
<b>CCI Well-Being Outcomes</b>				
EPSDT Medical Visits	92%	33%	4	1.32
EPSDT Dental Visits	85%	83%	4	3.32
Academic Supports	74%	0%	3	0.00
Provider ECEM Visits	76%	42%	7	2.94
Provider General Contacts	76%	0%	7	0.00
Placements with Siblings	38%	0%	Not Scored	Not Scored
Placements within Legal County	14%	67%	Not Scored	Not Scored
<b>Well-Being Sub-Total</b>			<b>25</b>	<b>7.58</b>
*Performance calculation descriptions can be found in the FY 2019 RBWO PBP Measurements and Standards Guide.				

<b>Monitoring &amp; Outcomes: Possible Points = 100</b>		<b>Points Earned = 69.18</b>	
<b>Score Before Incentives Credit</b>			<b>69.18%</b>
<b>Incentives Awarded</b>			<b>4.00 pts</b>
<b>PBP Verification</b>			<b>N/A pts</b>
<b>Total Score</b>			<b>73.18%</b>





**DHS, DFCS, Office of Provider Management**  
**Performance-Based Placement Measures**  
**RBWO Provider GA+SCORECARD - CCI**  
**Report Quarter: Q1 FY2020**



**Provider/Program Name: Secure & Care, Inc. - (5268) - CCI**

Program Census Information:		# Children in Care During Quarter: 9	# Placements During Quarter: 9	# Children in Care On Last Day: 4
CCI Incentive Credits	Avg Performance All CCIs (Points)	Provider Performance (%)*	Possible Points (Weight)	Provider Points Earned
Early EPSDT Medical Visits		0%	2	0.00
Early EPSDT Dental Visits		0%	2	0.00
Permanency Contacts		0%	5	0.00
Additional Academic Supports		0%	2	0.00
HS Grad/GED/Prof or Trade Certificate/College		N/A	10/5/5/1	
EYSS Agreement		Not Eligible	5	
Community Connections		0%	4	0.00
Active Agency Accreditation		0%	4	0.00
Staff Clinical Licensure		0%	5	0.00
Behavior Management (threshold = 0)		100%	4	4.00
<b>Incentives Total</b>	<b>7.78</b>			<b>4.00</b>
Maximum total combined incentive credit allowed is 10 points.			<b>Incentives Awarded</b>	<b>4.00</b>

\*Performance calculation descriptions can be found in the FY 2019 RBWO PBP Measurements and Standards Guide.

**Child Protective Services Investigations and Dispositions**

The following investigations data, which is not used for scoring but is considered significant to a provider's performance, is from Georgia SHINES and is not considered final or complete until the end of the fiscal year.

Total Reports:	0
Number Screened In:	0
Number Screened Out:	0
Number Substantiated:	0
Number Unsubstantiated:	0
Number Active CPS Investigations:	0



DHS, DFCS, Office of Provider Management  
**Performance-Based Placement Measures**  
**RBWO Provider GA+SCORECARD - CCI**  
 Report Quarter: Q1 FY2020

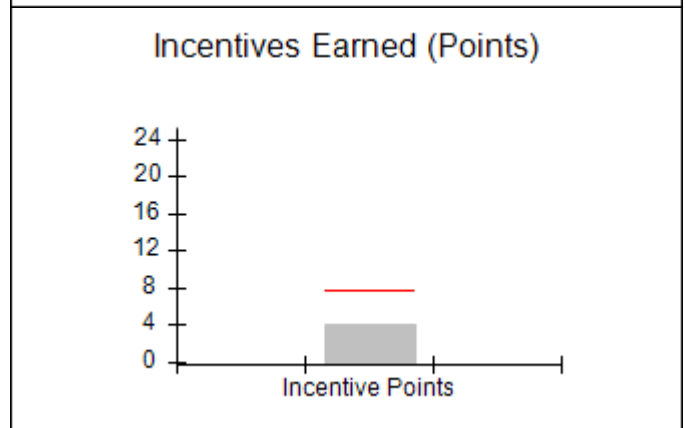
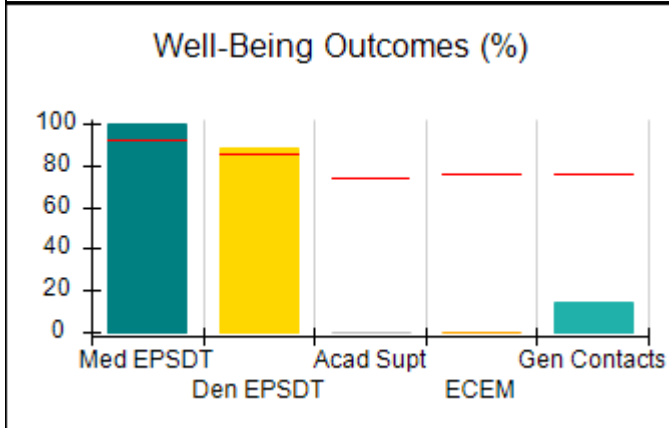
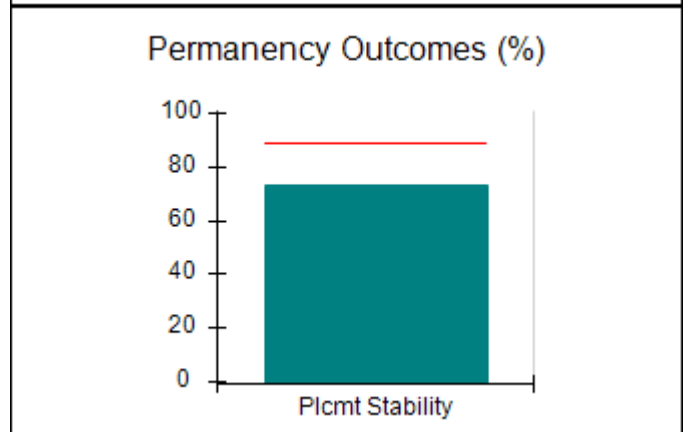
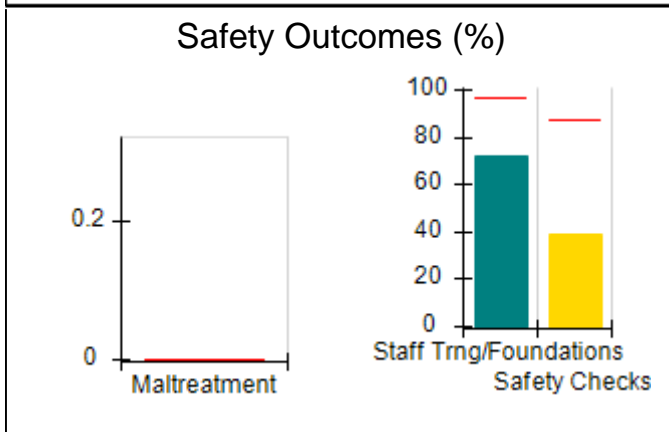
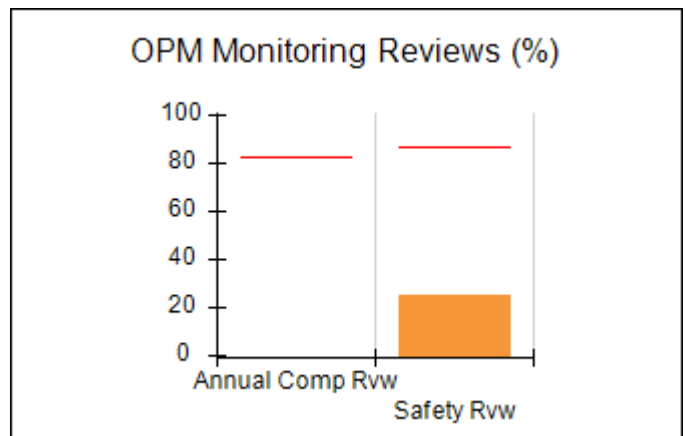
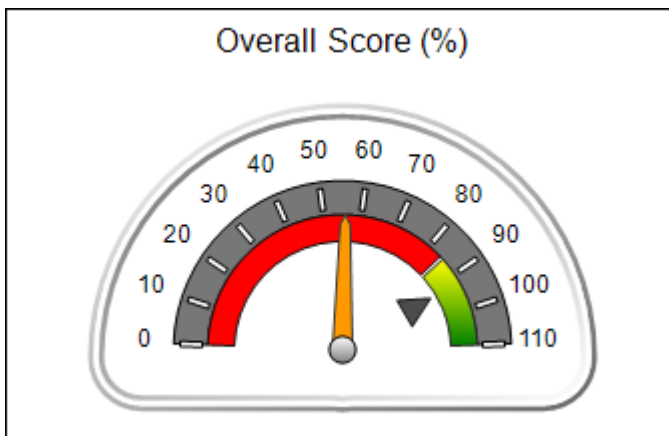


**Provider/Program Name: Sevananda The Joy of Service, Inc. - (5377) - CCI**

17 West Main St., Hampton, GA 30228	Quarterly Scores (Grades)		Current Quarter Score (Grade)
Phone: 678-907-8565	Q1: 55.76 (F)	Q2: N/A	<b>55.76% (F)</b>
Vendor ID# 161998	Q3: N/A	Q4: N/A	
Program Census Information:	# Children in Care During Quarter: 15	# Placements During Quarter: 15	# Children in Care On Last Day: 5

**Quarterly Provider Comparisons to All CCIs**

▼ — indicates average for all CCIs





DHS, DFCS, Office of Provider Management  
**Performance-Based Placement Measures**  
**RBWO Provider GA+SCORECARD - CCI**  
 Report Quarter: Q1 FY2020



<b>Provider/Program Name: Sevananda The Joy of Service, Inc. - (5377) - CCI</b>				
<b>17 West Main St., Hampton, GA 30228</b>		<b>Quarterly Scores (Grades)</b>		<b>Current Quarter Score (Grade)</b>
<b>Phone: 678-907-8565</b>		<b>Q1: 55.76 (F)</b>	<b>Q2: N/A</b>	<b>55.76% (F)</b>
<b>Vendor ID# 161998</b>		<b>Q3: N/A</b>	<b>Q4: N/A</b>	
Program Census Information:		# Children in Care During Quarter: 15	# Placements During Quarter: 15	# Children in Care On Last Day: 5
	<b>Avg Performance All CCIs (%)</b>	<b>Provider Performance (%)*</b>	<b>Possible Points (Weight)</b>	<b>Provider Points Earned</b>
<b>OPM Monitoring Reviews</b>				
Annual Comprehensive Reviews	83%	Not Yet Conducted		
Safety Reviews	86%	25%	15	3.75
<b>Monitoring Sub-Total</b>			<b>15</b>	<b>3.75</b>
<b>CCI Safety Outcomes</b>				
Incidence of Maltreatment	0.00%	No Substantiated Reports	10	10.00
Staff Training/Foundations	96%	72%	5	3.60
Staff Safety Checks	87%	39%	5	1.95
<b>Safety Sub-Total</b>			<b>20</b>	<b>15.55</b>
<b>CCI Permanency Outcomes</b>				
Placement Stability	89%	73%	15	10.95
<b>Permanency Sub-Total</b>			<b>15</b>	<b>10.95</b>
<b>CCI Well-Being Outcomes</b>				
EPSDT Medical Visits	92%	100%	4	4.00
EPSDT Dental Visits	85%	88%	4	3.52
Academic Supports	74%	0%	3	0.00
Provider ECEM Visits	76%	0%	7	0.00
Provider General Contacts	76%	15%	7	1.05
Placements with Siblings	38%	Not Eligible	Not Scored	Not Scored
Placements within Legal County	14%	11%	Not Scored	Not Scored
<b>Well-Being Sub-Total</b>			<b>25</b>	<b>8.57</b>
*Performance calculation descriptions can be found in the FY 2019 RBWO PBP Measurements and Standards Guide.				

<b>Monitoring &amp; Outcomes: Possible Points = 75</b>		<b>Points Earned = 38.82</b>	
<b>Score Before Incentives Credit</b>			<b>51.76%</b>
<b>Incentives Awarded</b>			<b>4.00 pts</b>
<b>PBP Verification</b>			<b>N/A pts</b>
<b>Total Score</b>			<b>55.76%</b>



DHS, DFCS, Office of Provider Management  
**Performance-Based Placement Measures**  
**RBWO Provider GA+SCORECARD - CCI**  
Report Quarter: Q1 FY2020



**Provider/Program Name: Sevananda The Joy of Service, Inc. - (5377) - CCI**

Program Census Information:		# Children in Care During Quarter: 15	# Placements During Quarter: 15	# Children in Care On Last Day: 5
CCI Incentive Credits	Avg Performance All CCIs (Points)	Provider Performance (%)*	Possible Points (Weight)	Provider Points Earned
Early EPSDT Medical Visits		Not Eligible	2	
Early EPSDT Dental Visits		0%	2	0.00
Permanency Contacts		0%	5	0.00
Additional Academic Supports		0%	2	0.00
HS Grad/GED/Prof or Trade Certificate/College		N/A	10/5/5/1	
EYSS Agreement		Not Eligible	5	
Community Connections		0%	4	0.00
Active Agency Accreditation		0%	4	0.00
Staff Clinical Licensure		0%	5	0.00
Behavior Management (threshold = 0)		100%	4	4.00
<b>Incentives Total</b>	<b>7.78</b>			<b>4.00</b>
Maximum total combined incentive credit allowed is 10 points.			<b>Incentives Awarded</b>	<b>4.00</b>

\*Performance calculation descriptions can be found in the FY 2019 RBWO PBP Measurements and Standards Guide.

**Child Protective Services Investigations and Dispositions**

The following investigations data, which is not used for scoring but is considered significant to a provider's performance, is from Georgia SHINES and is not considered final or complete until the end of the fiscal year.

Total Reports:	1
Number Screened In:	1
Number Screened Out:	0
Number Substantiated:	0
Number Unsubstantiated:	0
Number Active CPS Investigations:	1



**DHS, DFCS, Office of Provider Management**  
**Performance-Based Placement Measures**  
**RBWO Provider GA+SCORECARD - CCI**  
**Report Quarter: Q1 FY2020**



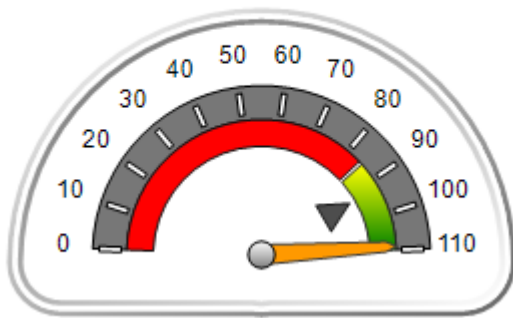
**Provider/Program Name: Smith Group Home - (824) - CCI**

538 NE Presley Road, Ludowici, GA 31316	Quarterly Scores (Grades)		Current Quarter Score (Grade)
Phone: 912-545-9547	Q1: 109.04 (A+)	Q2: N/A	<b>109.04% (A+)</b>
Vendor ID# 35580	Q3: N/A	Q4: N/A	
Program Census Information:	# Children in Care During Quarter: 17	# Placements During Quarter: 17	# Children in Care On Last Day: 10

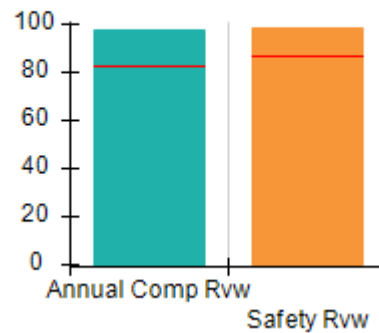
**Quarterly Provider Comparisons to All CCIs**

▼ — indicates average for all CCIs

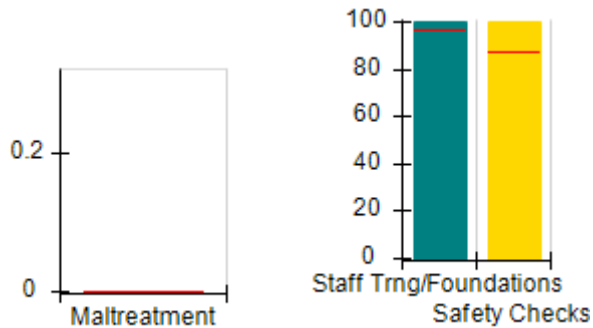
**Overall Score (%)**



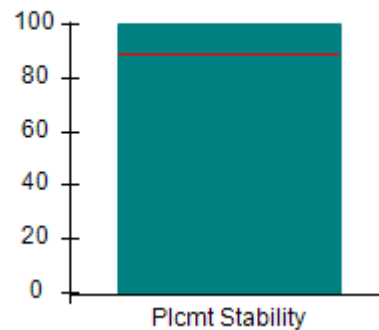
**OPM Monitoring Reviews (%)**



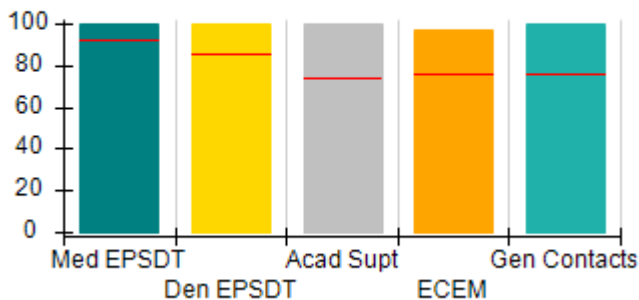
**Safety Outcomes (%)**



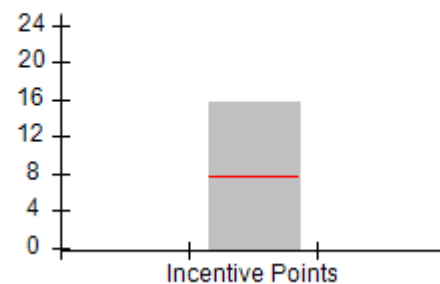
**Permanency Outcomes (%)**



**Well-Being Outcomes (%)**



**Incentives Earned (Points)**





DHS, DFCS, Office of Provider Management  
**Performance-Based Placement Measures**  
**RBWO Provider GA+SCORECARD - CCI**  
**Report Quarter: Q1 FY2020**



<b>Provider/Program Name: Smith Group Home - (824) - CCI</b>				
538 NE Presley Road, Ludowici, GA 31316		Quarterly Scores (Grades)		Current Quarter Score (Grade)
Phone: 912-545-9547		Q1: 109.04 (A+)	Q2: N/A	<b>109.04%</b> <b>(A+)</b>
Vendor ID# 35580		Q3: N/A	Q4: N/A	
Program Census Information:		# Children in Care During Quarter: 17	# Placements During Quarter: 17	# Children in Care On Last Day: 10
	Avg Performance All CCIs (%)	Provider Performance (%)*	Possible Points (Weight)	Provider Points Earned
<b>OPM Monitoring Reviews</b>				
Annual Comprehensive Reviews	83%	98%	25	24.51
Safety Reviews	86%	98%	15	14.75
<b>Monitoring Sub-Total</b>			<b>40</b>	<b>39.25</b>
<b>CCI Safety Outcomes</b>				
Incidence of Maltreatment	0.00%	No Substantiated Reports	10	10.00
Staff Training/Foundations	96%	100%	5	5.00
Staff Safety Checks	87%	100%	5	5.00
<b>Safety Sub-Total</b>			<b>20</b>	<b>20.00</b>
<b>CCI Permanency Outcomes</b>				
Placement Stability	89%	100%	15	15.00
<b>Permanency Sub-Total</b>			<b>15</b>	<b>15.00</b>
<b>CCI Well-Being Outcomes</b>				
EPSDT Medical Visits	92%	100%	4	4.00
EPSDT Dental Visits	85%	100%	4	4.00
Academic Supports	74%	100%	3	3.00
Provider ECEM Visits	76%	97%	7	6.79
Provider General Contacts	76%	100%	7	7.00
Placements with Siblings	38%	0%	Not Scored	Not Scored
Placements within Legal County	14%	0%	Not Scored	Not Scored
<b>Well-Being Sub-Total</b>			<b>25</b>	<b>24.79</b>
*Performance calculation descriptions can be found in the FY 2019 RBWO PBP Measurements and Standards Guide.				

<b>Monitoring &amp; Outcomes: Possible Points = 100</b>		<b>Points Earned = 99.04</b>	
<b>Score Before Incentives Credit</b>			<b>99.04%</b>
<b>Incentives Awarded</b>			<b>10.00 pts</b>
<b>PBP Verification</b>			<b>N/A pts</b>
<b>Total Score</b>			<b>109.04%</b>



**DHS, DFCS, Office of Provider Management**  
**Performance-Based Placement Measures**  
**RBWO Provider GA+SCORECARD - CCI**  
**Report Quarter: Q1 FY2020**



**Provider/Program Name: Smith Group Home - (824) - CCI**

Program Census Information:		# Children in Care During Quarter: 17	# Placements During Quarter: 17	# Children in Care On Last Day: 10
CCI Incentive Credits	Avg Performance All CCIs (Points)	Provider Performance (%)*	Possible Points (Weight)	Provider Points Earned
Early EPSDT Medical Visits		100%	2	2.00
Early EPSDT Dental Visits		100%	2	2.00
Permanency Contacts		50%	5	2.50
Additional Academic Supports		61%	2	1.22
HS Grad/GED/Prof or Trade Certificate/College		N/A	10/5/5/1	
EYSS Agreement		Not Eligible	5	
Community Connections		100%	4	4.00
Active Agency Accreditation		0%	4	0.00
Staff Clinical Licensure		0%	5	0.00
Behavior Management (threshold = 0)		100%	4	4.00
<b>Incentives Total</b>	<b>7.78</b>			<b>15.72</b>
Maximum total combined incentive credit allowed is 10 points.			<b>Incentives Awarded</b>	<b>10.00</b>

\*Performance calculation descriptions can be found in the FY 2019 RBWO PBP Measurements and Standards Guide.

**Child Protective Services Investigations and Dispositions**

The following investigations data, which is not used for scoring but is considered significant to a provider's performance, is from Georgia SHINES and is not considered final or complete until the end of the fiscal year.

Total Reports:	0
Number Screened In:	0
Number Screened Out:	0
Number Substantiated:	0
Number Unsubstantiated:	0
Number Active CPS Investigations:	0



DHS, DFCS, Office of Provider Management  
**Performance-Based Placement Measures**  
**RBWO Provider GA+SCORECARD - CCI**  
 Report Quarter: Q1 FY2020



<b>Provider/Program Name: Southern Living Academy, Inc. - (5354) - CCI</b>			
4225 Alton St., Columbus, GA 31903	Quarterly Scores (Grades)		Current Quarter Score (Grade)
Phone: 7625836094	Q1: 87.31 (B+)	Q2: N/A	<b>87.31%</b> <b>(B+)</b>
Vendor ID# 159951	Q3: N/A	Q4: N/A	
Program Census Information:	# Children in Care During Quarter: 7	# Placements During Quarter: 7	# Children in Care On Last Day: 6
<b>Quarterly Provider Comparisons to All CCIs</b>			

▼ — indicates average for all CCIs







DHS, DFCS, Office of Provider Management  
**Performance-Based Placement Measures**  
**RBWO Provider GA+SCORECARD - CCI**  
**Report Quarter: Q1 FY2020**



<b>Provider/Program Name: Southern Living Academy, Inc. - (5354) - CCI</b>				
4225 Alton St., Columbus, GA 31903		Quarterly Scores (Grades)		Current Quarter Score (Grade)
Phone: 7625836094		Q1: 87.31 (B+)	Q2: N/A	<b>87.31%</b> <b>(B+)</b>
Vendor ID# 159951		Q3: N/A	Q4: N/A	
Program Census Information:		# Children in Care During Quarter: 7	# Placements During Quarter: 7	# Children in Care On Last Day: 6
	Avg Performance All CCIs (%)	Provider Performance (%)*	Possible Points (Weight)	Provider Points Earned
<b>OPM Monitoring Reviews</b>				
Annual Comprehensive Reviews	83%	Not Yet Conducted		
Safety Reviews	86%	90%	15	13.50
<b>Monitoring Sub-Total</b>			<b>15</b>	<b>13.50</b>
<b>CCI Safety Outcomes</b>				
Incidence of Maltreatment	0.00%	No Substantiated Reports	10	10.00
Staff Training/Foundations	96%	100%	5	5.00
Staff Safety Checks	87%	50%	5	2.50
<b>Safety Sub-Total</b>			<b>20</b>	<b>17.50</b>
<b>CCI Permanency Outcomes</b>				
Placement Stability	89%	100%	15	15.00
<b>Permanency Sub-Total</b>			<b>15</b>	<b>15.00</b>
<b>CCI Well-Being Outcomes</b>				
EPSDT Medical Visits	92%	100%	4	4.00
EPSDT Dental Visits	85%	43%	4	1.72
Academic Supports	74%	71%	3	2.13
Provider ECEM Visits	76%	6%	7	0.42
Provider General Contacts	76%	53%	7	3.71
Placements with Siblings	38%	0%	Not Scored	Not Scored
Placements within Legal County	14%	0%	Not Scored	Not Scored
<b>Well-Being Sub-Total</b>			<b>25</b>	<b>11.98</b>
*Performance calculation descriptions can be found in the FY 2019 RBWO PBP Measurements and Standards Guide.				

<b>Monitoring &amp; Outcomes: Possible Points = 75</b>		<b>Points Earned = 57.98</b>	
<b>Score Before Incentives Credit</b>			<b>77.31%</b>
<b>Incentives Awarded</b>			<b>10.00 pts</b>
<b>PBP Verification</b>			<b>N/A pts</b>
<b>Total Score</b>			<b>87.31%</b>



DHS, DFCS, Office of Provider Management  
**Performance-Based Placement Measures**  
**RBWO Provider GA+SCORECARD - CCI**  
**Report Quarter: Q1 FY2020**



**Provider/Program Name: Southern Living Academy, Inc. - (5354) - CCI**

Program Census Information:		# Children in Care During Quarter: 7	# Placements During Quarter: 7	# Children in Care On Last Day: 6
CCI Incentive Credits	Avg Performance All CCIs (Points)	Provider Performance (%)*	Possible Points (Weight)	Provider Points Earned
Early EPSDT Medical Visits		Not Eligible	2	
Early EPSDT Dental Visits		20%	2	0.40
Permanency Contacts		31%	5	1.55
Additional Academic Supports		6%	2	0.12
HS Grad/GED/Prof or Trade Certificate/College		N/A	10/5/5/1	
EYSS Agreement		Not Eligible	5	
Community Connections		100%	4	4.00
Active Agency Accreditation		0%	4	0.00
Staff Clinical Licensure		0%	5	0.00
Behavior Management (threshold = 0)		100%	4	4.00
<b>Incentives Total</b>	<b>7.78</b>			<b>10.07</b>
Maximum total combined incentive credit allowed is 10 points.			<b>Incentives Awarded</b>	<b>10.00</b>

\*Performance calculation descriptions can be found in the FY 2019 RBWO PBP Measurements and Standards Guide.

**Child Protective Services Investigations and Dispositions**

The following investigations data, which is not used for scoring but is considered significant to a provider's performance, is from Georgia SHINES and is not considered final or complete until the end of the fiscal year.

Total Reports:	0
Number Screened In:	0
Number Screened Out:	0
Number Substantiated:	0
Number Unsubstantiated:	0
Number Active CPS Investigations:	0

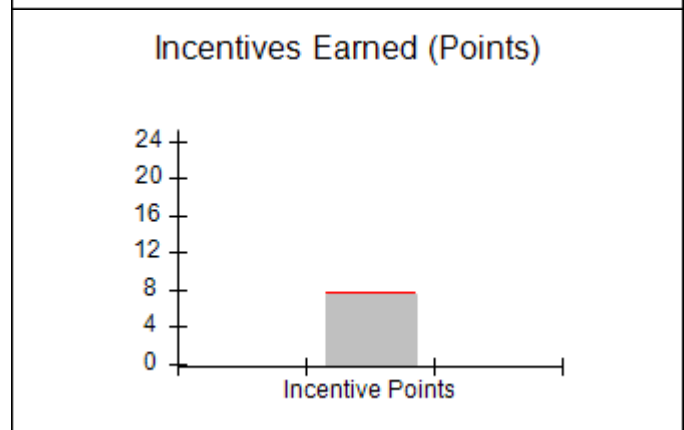
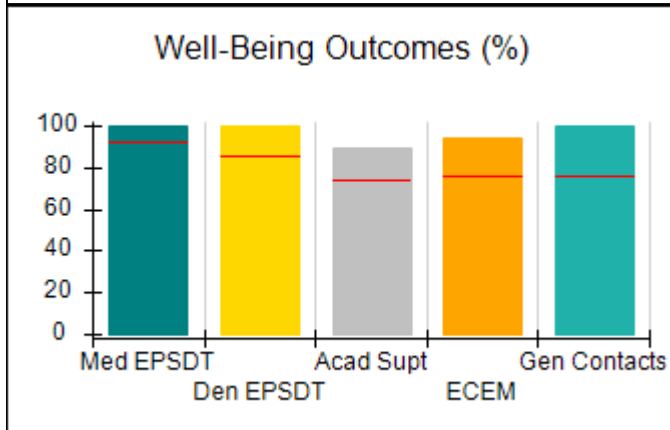
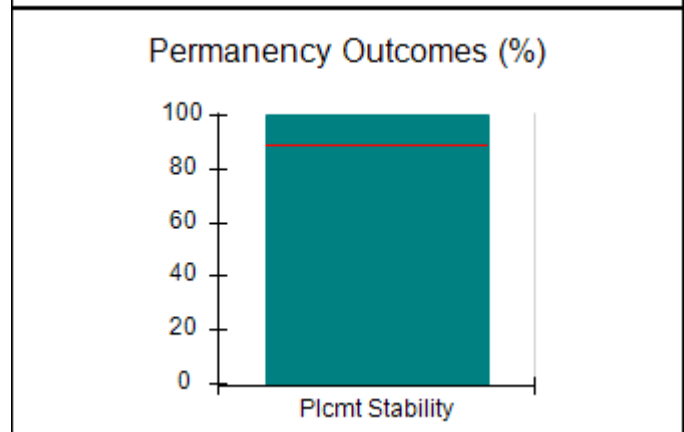
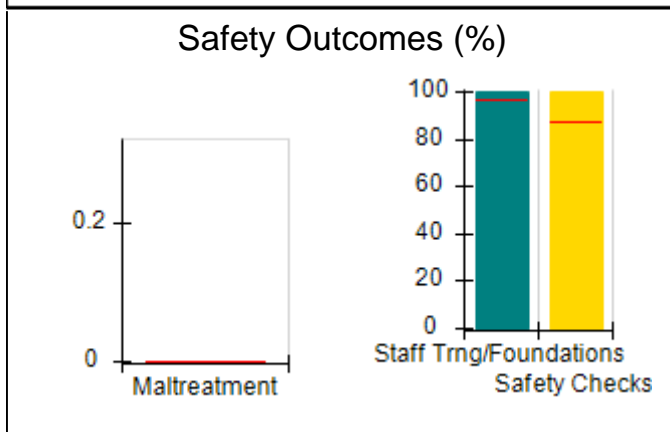
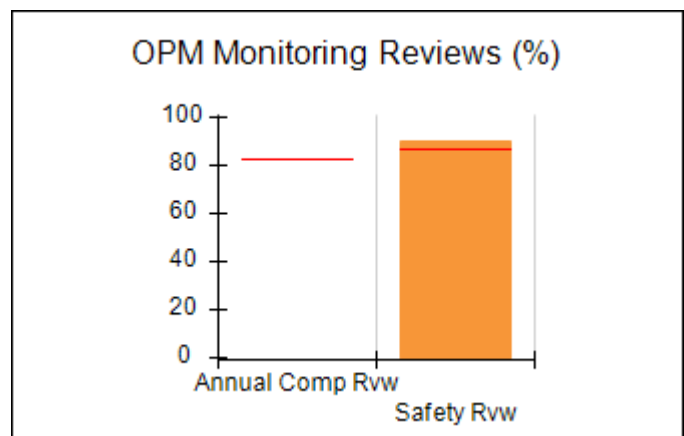
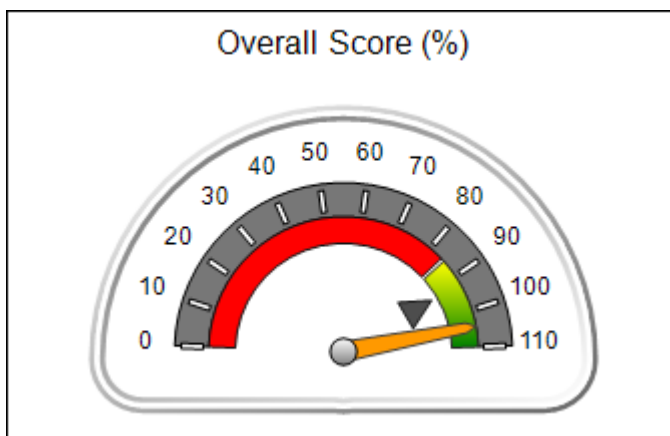


**DHS, DFCS, Office of Provider Management**  
**Performance-Based Placement Measures**  
**RBWO Provider GA+SCORECARD - CCI**  
**Report Quarter: Q1 FY2020**



<b>Provider/Program Name: St. Dominic Savio Motivational Pl., Inc. - (5379) - CCI</b>			
<b>4077 Flat Shoals Pkwy., Decatur, GA 30034</b>	<b>Quarterly Scores (Grades)</b>		<b>Current Quarter Score (Grade)</b>
<b>Phone: 404-241-0303</b>	<b>Q1: 104.44 (A+)</b>	<b>Q2: N/A</b>	<b>104.44% (A+)</b>
<b>Vendor ID# 162000</b>	<b>Q3: N/A</b>	<b>Q4: N/A</b>	
<b>Program Census Information:</b>	<b># Children in Care During Quarter: 6</b>	<b># Placements During Quarter: 6</b>	<b># Children in Care On Last Day: 6</b>
<b>Quarterly Provider Comparisons to All CCIs</b>			

▼ — indicates average for all CCIs





DHS, DFCS, Office of Provider Management  
**Performance-Based Placement Measures**  
**RBWO Provider GA+SCORECARD - CCI**  
**Report Quarter: Q1 FY2020**



<b>Provider/Program Name: St. Dominic Savio Motivational Pl., Inc. - (5379) - CCI</b>				
<b>4077 Flat Shoals Pkwy., Decatur, GA 30034</b>		<b>Quarterly Scores (Grades)</b>		<b>Current Quarter Score (Grade)</b>
<b>Phone: 404-241-0303</b>		<b>Q1: 104.44 (A+)</b>	<b>Q2: N/A</b>	<b>104.44% (A+)</b>
<b>Vendor ID# 162000</b>		<b>Q3: N/A</b>	<b>Q4: N/A</b>	
Program Census Information:		# Children in Care During Quarter: 6	# Placements During Quarter: 6	# Children in Care On Last Day: 6
	<b>Avg Performance All CCIs (%)</b>	<b>Provider Performance (%)*</b>	<b>Possible Points (Weight)</b>	<b>Provider Points Earned</b>
<b>OPM Monitoring Reviews</b>				
Annual Comprehensive Reviews	83%	Not Yet Conducted		
Safety Reviews	86%	90%	15	13.50
<b>Monitoring Sub-Total</b>			<b>15</b>	<b>13.50</b>
<b>CCI Safety Outcomes</b>				
Incidence of Maltreatment	0.00%	No Substantiated Reports	10	10.00
Staff Training/Foundations	96%	100%	5	5.00
Staff Safety Checks	87%	100%	5	5.00
<b>Safety Sub-Total</b>			<b>20</b>	<b>20.00</b>
<b>CCI Permanency Outcomes</b>				
Placement Stability	89%	100%	15	15.00
<b>Permanency Sub-Total</b>			<b>15</b>	<b>15.00</b>
<b>CCI Well-Being Outcomes</b>				
EPSDT Medical Visits	92%	100%	4	4.00
EPSDT Dental Visits	85%	100%	4	4.00
Academic Supports	74%	89%	3	2.67
Provider ECEM Visits	76%	94%	7	6.58
Provider General Contacts	76%	100%	7	7.00
Placements with Siblings	38%	Not Eligible	Not Scored	Not Scored
Placements within Legal County	14%	Not Eligible	Not Scored	Not Scored
<b>Well-Being Sub-Total</b>			<b>25</b>	<b>24.25</b>
*Performance calculation descriptions can be found in the FY 2019 RBWO PBP Measurements and Standards Guide.				

<b>Monitoring &amp; Outcomes: Possible Points = 75</b>		<b>Points Earned = 72.75</b>	
<b>Score Before Incentives Credit</b>			<b>97.00%</b>
<b>Incentives Awarded</b>			<b>7.44 pts</b>
<b>PBP Verification</b>			<b>N/A pts</b>
<b>Total Score</b>			<b>104.44%</b>



DHS, DFCS, Office of Provider Management  
**Performance-Based Placement Measures**  
**RBWO Provider GA+SCORECARD - CCI**  
Report Quarter: Q1 FY2020



**Provider/Program Name: St. Dominic Savio Motivational Pl., Inc. - (5379) - CCI**

Program Census Information:		# Children in Care During Quarter: 6	# Placements During Quarter: 6	# Children in Care On Last Day: 6
CCI Incentive Credits	Avg Performance All CCIs (Points)	Provider Performance (%)*	Possible Points (Weight)	Provider Points Earned
Early EPSDT Medical Visits		Not Eligible	2	
Early EPSDT Dental Visits		100%	2	2.00
Permanency Contacts		0%	5	0.00
Additional Academic Supports		72%	2	1.44
HS Grad/GED/Prof or Trade Certificate/College		N/A	10/5/5/1	
EYSS Agreement		Not Eligible	5	
Community Connections		0%	4	0.00
Active Agency Accreditation		0%	4	0.00
Staff Clinical Licensure		0%	5	0.00
Behavior Management (threshold = 0)		100%	4	4.00
<b>Incentives Total</b>	<b>7.78</b>			<b>7.44</b>
Maximum total combined incentive credit allowed is 10 points.			<b>Incentives Awarded</b>	<b>7.44</b>

\*Performance calculation descriptions can be found in the FY 2019 RBWO PBP Measurements and Standards Guide.

**Child Protective Services Investigations and Dispositions**

The following investigations data, which is not used for scoring but is considered significant to a provider's performance, is from Georgia SHINES and is not considered final or complete until the end of the fiscal year.

Total Reports:	0
Number Screened In:	0
Number Screened Out:	0
Number Substantiated:	0
Number Unsubstantiated:	0
Number Active CPS Investigations:	0



DHS, DFCS, Office of Provider Management  
**Performance-Based Placement Measures**  
**RBWO Provider GA+SCORECARD - CCI**



Report Quarter: Q1 FY2020

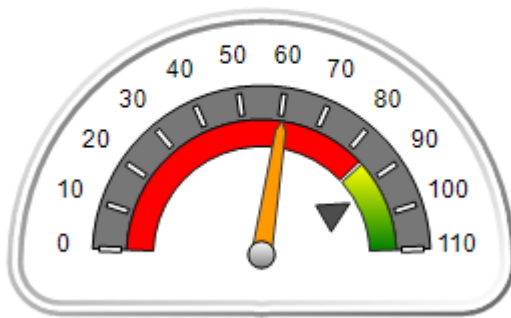
**Provider/Program Name: Star Island - (1021) - CCI**

218 S MacArthur Drive, Camilla, GA 31730	Quarterly Scores (Grades)		Current Quarter Score (Grade)
Phone: 229-336-1700	Q1: 60.50 (D-)	Q2: N/A	<b>60.50%</b> <b>(D-)</b>
Vendor ID# 65729	Q3: N/A	Q4: N/A	
Program Census Information:	# Children in Care During Quarter: 0	# Placements During Quarter: 0	# Children in Care On Last Day: 0

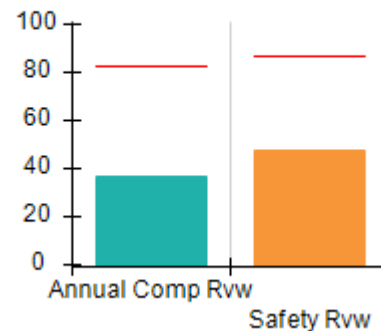
**Quarterly Provider Comparisons to All CCIs**

▼ — indicates average for all CCIs

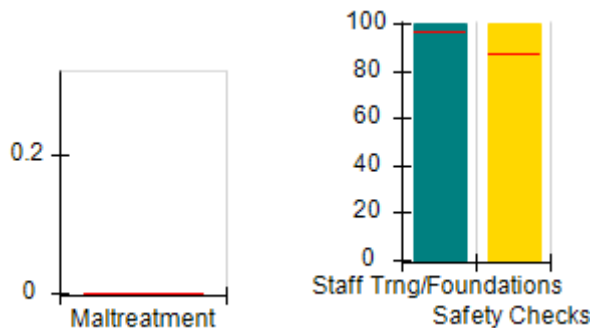
Overall Score (%)



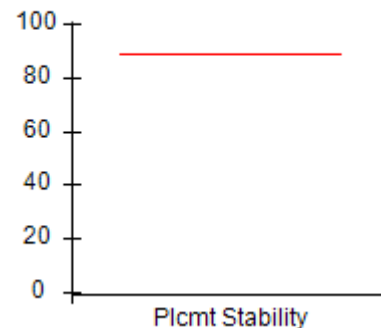
OPM Monitoring Reviews (%)



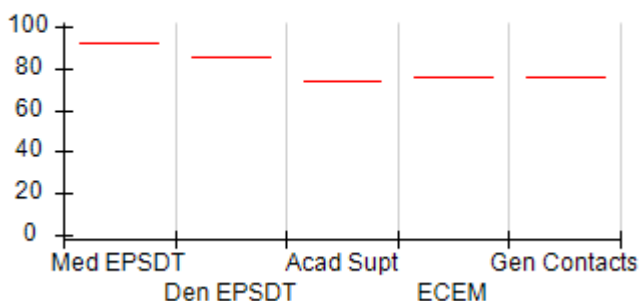
Safety Outcomes (%)




Permanency Outcomes (%)



Well-Being Outcomes (%)



Incentives Earned (Points)





DHS, DFCS, Office of Provider Management  
**Performance-Based Placement Measures**  
**RBWO Provider GA+SCORECARD - CCI**  
**Report Quarter: Q1 FY2020**



<b>Provider/Program Name: Star Island - (1021) - CCI</b>				
218 S MacArthur Drive, Camilla, GA 31730		Quarterly Scores (Grades)		Current Quarter Score (Grade)
Phone: 229-336-1700		Q1: 60.50 (D-)	Q2: N/A	<b>60.50%</b> <b>(D-)</b>
Vendor ID# 65729		Q3: N/A	Q4: N/A	
Program Census Information:		# Children in Care During Quarter: 0	# Placements During Quarter: 0	# Children in Care On Last Day: 0
	Avg Performance All CCIs (%)	Provider Performance (%)*	Possible Points (Weight)	Provider Points Earned
<b>OPM Monitoring Reviews</b>				
Annual Comprehensive Reviews	83%	37%	25	9.18
Safety Reviews	86%	48%	15	7.13
<b>Monitoring Sub-Total</b>			<b>40</b>	<b>16.30</b>
<b>CCI Safety Outcomes</b>				
Incidence of Maltreatment	0.00%	Not Eligible		
Staff Training/Foundations	96%	100%	10	10.00
Staff Safety Checks	87%	100%	10	10.00
<b>Safety Sub-Total</b>			<b>20</b>	<b>20.00</b>
<b>CCI Permanency Outcomes</b>				
Placement Stability	89%	Not Eligible		
<b>Permanency Sub-Total</b>			<b>N/A</b>	
<b>CCI Well-Being Outcomes</b>				
EPSDT Medical Visits	92%	Not Eligible		
EPSDT Dental Visits	85%	Not Eligible		
Academic Supports	74%	Not Eligible		
Provider ECEM Visits	76%	Not Eligible		
Provider General Contacts	76%	Not Eligible		
Placements with Siblings	38%	Not Eligible	Not Scored	Not Scored
Placements within Legal County	14%	Not Eligible	Not Scored	Not Scored
<b>Well-Being Sub-Total</b>			<b>N/A</b>	

\*Performance calculation descriptions can be found in the FY 2019 RBWO PBP Measurements and Standards Guide.

<b>Monitoring &amp; Outcomes: Possible Points = 60</b>		<b>Points Earned = 36.30</b>	
<b>Score Before Incentives Credit</b>			<b>60.50%</b>
<b>Incentives Awarded</b>			<b>0.00 pts</b>
<b>PBP Verification</b>			<b>N/A pts</b>
<b>Total Score</b>			<b>60.50%</b>



DHS, DFCS, Office of Provider Management  
**Performance-Based Placement Measures**  
**RBWO Provider GA+SCORECARD - CCI**  
Report Quarter: Q1 FY2020



**Provider/Program Name: Star Island - (1021) - CCI**

Program Census Information:		# Children in Care During Quarter: 0	# Placements During Quarter: 0	# Children in Care On Last Day: 0
CCI Incentive Credits	Avg Performance All CCIs (Points)	Provider Performance (%)*	Possible Points (Weight)	Provider Points Earned
Early EPSDT Medical Visits		Not Eligible	2	
Early EPSDT Dental Visits		Not Eligible	2	
Permanency Contacts		None Planned	5	
Additional Academic Supports		Not Eligible	2	
HS Grad/GED/Prof or Trade Certificate/College		N/A	10/5/5/1	
EYSS Agreement		Not Eligible	5	
Community Connections		Not Eligible	4	
Active Agency Accreditation		0%	4	0.00
Staff Clinical Licensure		0%	5	0.00
Behavior Management (threshold = 0)		0%	4	
<b>Incentives Total</b>	<b>7.78</b>			<b>0.00</b>
Maximum total combined incentive credit allowed is 10 points.			<b>Incentives Awarded</b>	<b>0.00</b>

\*Performance calculation descriptions can be found in the FY 2019 RBWO PBP Measurements and Standards Guide.

**Child Protective Services Investigations and Dispositions**

The following investigations data, which is not used for scoring but is considered significant to a provider's performance, is from Georgia SHINES and is not considered final or complete until the end of the fiscal year.

Total Reports:	0
Number Screened In:	0
Number Screened Out:	0
Number Substantiated:	0
Number Unsubstantiated:	0
Number Active CPS Investigations:	0





**DHS, DFCS, Office of Provider Management**  
**Performance-Based Placement Measures**  
**RBWO Provider GA+SCORECARD - CCI**  
**Report Quarter: Q1 FY2020**



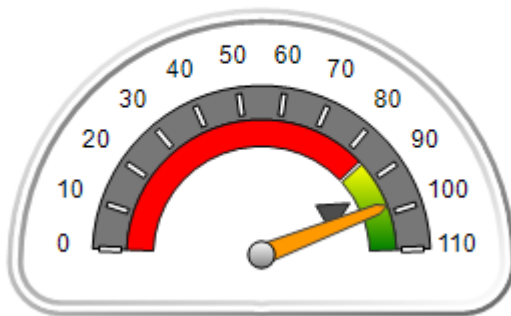
**Provider/Program Name: Sybil's House Inc. - (5328) - CCI**

893 Stafford Court, Columbus, GA 31907	Quarterly Scores (Grades)		Current Quarter Score (Grade)
Phone: 706-341-5177	Q1: 97.95 (A+)	Q2: N/A	<b>97.95% (A+)</b>
Vendor ID# 142919	Q3: N/A	Q4: N/A	
Program Census Information:	# Children in Care During Quarter: 7	# Placements During Quarter: 7	# Children in Care On Last Day: 5

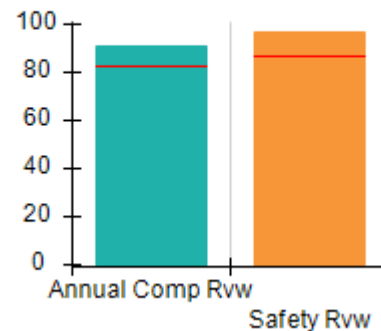
**Quarterly Provider Comparisons to All CCIs**

▼ — indicates average for all CCIs

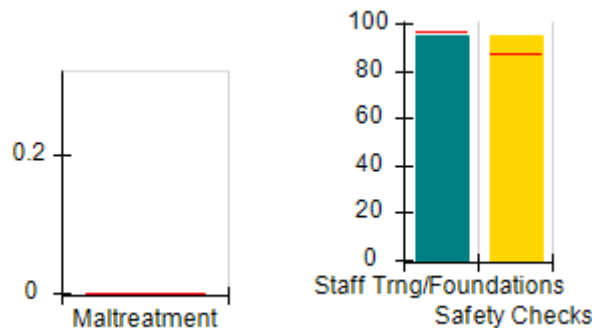
**Overall Score (%)**



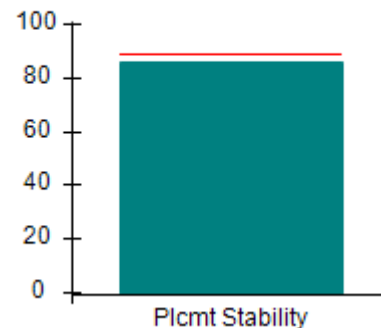
**OPM Monitoring Reviews (%)**



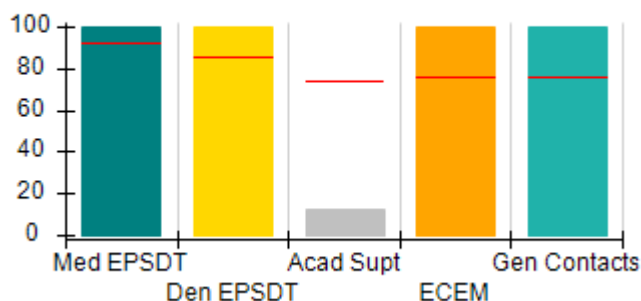
**Safety Outcomes (%)**



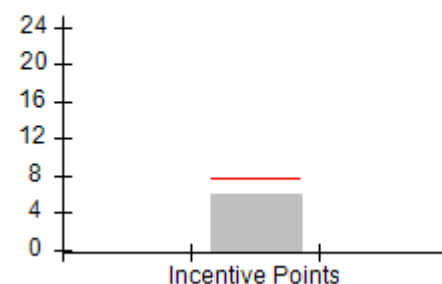
**Permanency Outcomes (%)**



**Well-Being Outcomes (%)**



**Incentives Earned (Points)**





DHS, DFCS, Office of Provider Management  
**Performance-Based Placement Measures**  
**RBWO Provider GA+SCORECARD - CCI**  
**Report Quarter: Q1 FY2020**



<b>Provider/Program Name: Sybil's House Inc. - (5328) - CCI</b>				
893 Stafford Court, Columbus, GA 31907		Quarterly Scores (Grades)		Current Quarter Score (Grade)
Phone: 706-341-5177		Q1: 97.95 (A+)	Q2: N/A	<b>97.95%</b> <b>(A+)</b>
Vendor ID# 142919		Q3: N/A	Q4: N/A	
Program Census Information:		# Children in Care During Quarter: 7	# Placements During Quarter: 7	# Children in Care On Last Day: 5
	Avg Performance All CCIs (%)	Provider Performance (%)*	Possible Points (Weight)	Provider Points Earned
<b>OPM Monitoring Reviews</b>				
Annual Comprehensive Reviews	83%	91%	25	22.66
Safety Reviews	86%	97%	15	14.50
<b>Monitoring Sub-Total</b>			<b>40</b>	<b>37.16</b>
<b>CCI Safety Outcomes</b>				
Incidence of Maltreatment	0.00%	No Substantiated Reports	10	10.00
Staff Training/Foundations	96%	95%	5	4.75
Staff Safety Checks	87%	95%	5	4.75
<b>Safety Sub-Total</b>			<b>20</b>	<b>19.50</b>
<b>CCI Permanency Outcomes</b>				
Placement Stability	89%	86%	15	12.90
<b>Permanency Sub-Total</b>			<b>15</b>	<b>12.90</b>
<b>CCI Well-Being Outcomes</b>				
EPSDT Medical Visits	92%	100%	4	4.00
EPSDT Dental Visits	85%	100%	4	4.00
Academic Supports	74%	13%	3	0.39
Provider ECEM Visits	76%	100%	7	7.00
Provider General Contacts	76%	100%	7	7.00
Placements with Siblings	38%	0%	Not Scored	Not Scored
Placements within Legal County	14%	0%	Not Scored	Not Scored
<b>Well-Being Sub-Total</b>			<b>25</b>	<b>22.39</b>
*Performance calculation descriptions can be found in the FY 2019 RBWO PBP Measurements and Standards Guide.				

<b>Monitoring &amp; Outcomes: Possible Points = 100</b>		<b>Points Earned = 91.95</b>	
<b>Score Before Incentives Credit</b>			<b>91.95%</b>
<b>Incentives Awarded</b>			<b>6.00 pts</b>
<b>PBP Verification</b>			<b>N/A pts</b>
<b>Total Score</b>			<b>97.95%</b>



**DHS, DFCS, Office of Provider Management**  
**Performance-Based Placement Measures**  
**RBWO Provider GA+SCORECARD - CCI**  
**Report Quarter: Q1 FY2020**



**Provider/Program Name: Sybil's House Inc. - (5328) - CCI**

Program Census Information:		# Children in Care During Quarter: 7	# Placements During Quarter: 7	# Children in Care On Last Day: 5
CCI Incentive Credits	Avg Performance All CCIs (Points)	Provider Performance (%)*	Possible Points (Weight)	Provider Points Earned
Early EPSDT Medical Visits		Not Eligible	2	
Early EPSDT Dental Visits		100%	2	2.00
Permanency Contacts		0%	5	0.00
Additional Academic Supports		0%	2	0.00
HS Grad/GED/Prof or Trade Certificate/College		N/A	10/5/5/1	
EYSS Agreement		0%	5	0.00
Community Connections		0%	4	0.00
Active Agency Accreditation		0%	4	0.00
Staff Clinical Licensure		0%	5	0.00
Behavior Management (threshold = 0)		100%	4	4.00
<b>Incentives Total</b>	<b>7.78</b>			<b>6.00</b>
Maximum total combined incentive credit allowed is 10 points.			<b>Incentives Awarded</b>	<b>6.00</b>

\*Performance calculation descriptions can be found in the FY 2019 RBWO PBP Measurements and Standards Guide.

**Child Protective Services Investigations and Dispositions**

The following investigations data, which is not used for scoring but is considered significant to a provider's performance, is from Georgia SHINES and is not considered final or complete until the end of the fiscal year.

Total Reports:	0
Number Screened In:	0
Number Screened Out:	0
Number Substantiated:	0
Number Unsubstantiated:	0
Number Active CPS Investigations:	0



**DHS, DFCS, Office of Provider Management**  
**Performance-Based Placement Measures**  
**RBWO Provider GA+SCORECARD - CCI**  
**Report Quarter: Q1 FY2020**



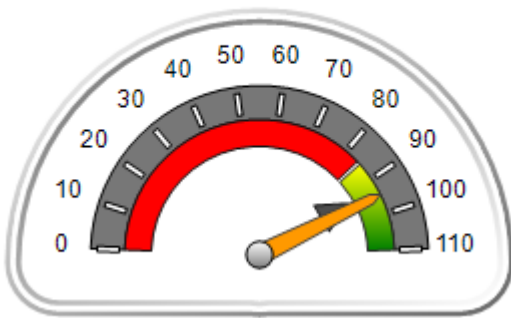
**Provider/Program Name: Taking A Step Beyond - (5158) - CCI**

1509 Brown Road, Hephzibah, GA 30815	Quarterly Scores (Grades)		Current Quarter Score (Grade)
Phone: 706-496-2709	Q1: 94.80 (A)	Q2: N/A	<b>94.80%</b> <b>(A)</b>
Vendor ID# 118236	Q3: N/A	Q4: N/A	
Program Census Information:	# Children in Care During Quarter: 14	# Placements During Quarter: 15	# Children in Care On Last Day: 9

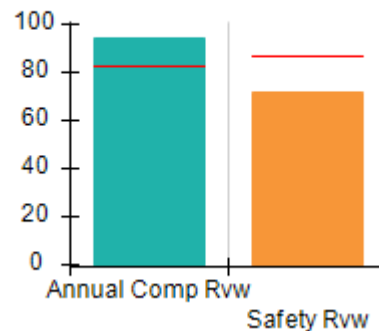
**Quarterly Provider Comparisons to All CCIs**

▼ — indicates average for all CCIs

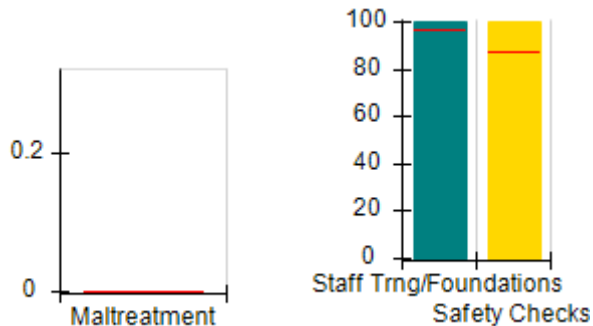
Overall Score (%)



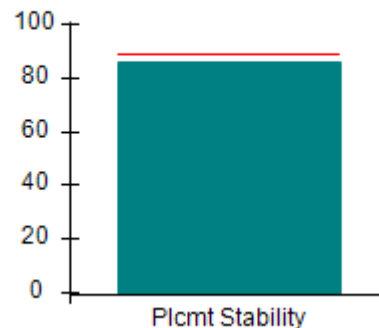
OPM Monitoring Reviews (%)



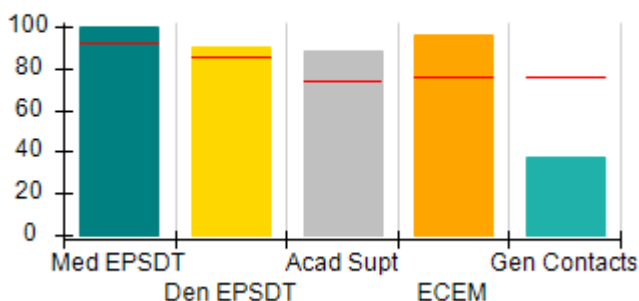
Safety Outcomes (%)



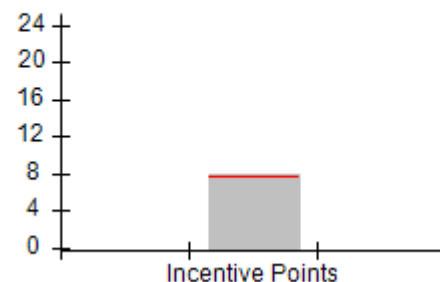
Permanency Outcomes (%)



Well-Being Outcomes (%)



Incentives Earned (Points)





DHS, DFCS, Office of Provider Management  
**Performance-Based Placement Measures**  
**RBWO Provider GA+SCORECARD - CCI**  
 Report Quarter: Q1 FY2020



<b>Provider/Program Name: Taking A Step Beyond - (5158) - CCI</b>				
1509 Brown Road, Hephzibah, GA 30815		Quarterly Scores (Grades)		Current Quarter Score (Grade)
Phone: 706-496-2709		Q1: 94.80 (A)	Q2: N/A	<b>94.80%</b> <b>(A)</b>
Vendor ID# 118236		Q3: N/A	Q4: N/A	
Program Census Information:		# Children in Care During Quarter: 14	# Placements During Quarter: 15	# Children in Care On Last Day: 9
	Avg Performance All CCIs (%)	Provider Performance (%)*	Possible Points (Weight)	Provider Points Earned
<b>OPM Monitoring Reviews</b>				
Annual Comprehensive Reviews	83%	95%	25	23.69
Safety Reviews	86%	72%	15	10.75
<b>Monitoring Sub-Total</b>			<b>40</b>	<b>34.44</b>
<b>CCI Safety Outcomes</b>				
Incidence of Maltreatment	0.00%	No Substantiated Reports	10	10.00
Staff Training/Foundations	96%	100%	5	5.00
Staff Safety Checks	87%	100%	5	5.00
<b>Safety Sub-Total</b>			<b>20</b>	<b>20.00</b>
<b>CCI Permanency Outcomes</b>				
Placement Stability	89%	86%	15	12.90
<b>Permanency Sub-Total</b>			<b>15</b>	<b>12.90</b>
<b>CCI Well-Being Outcomes</b>				
EPSDT Medical Visits	92%	100%	4	4.00
EPSDT Dental Visits	85%	90%	4	3.60
Academic Supports	74%	88%	3	2.64
Provider ECEM Visits	76%	96%	7	6.72
Provider General Contacts	76%	38%	7	2.66
Placements with Siblings	38%	0%	Not Scored	Not Scored
Placements within Legal County	14%	0%	Not Scored	Not Scored
<b>Well-Being Sub-Total</b>			<b>25</b>	<b>19.62</b>
*Performance calculation descriptions can be found in the FY 2019 RBWO PBP Measurements and Standards Guide.				

<b>Monitoring &amp; Outcomes: Possible Points = 100</b>		<b>Points Earned = 86.96</b>	
<b>Score Before Incentives Credit</b>			<b>86.96%</b>
<b>Incentives Awarded</b>			<b>7.84 pts</b>
<b>PBP Verification</b>			<b>N/A pts</b>
<b>Total Score</b>			<b>94.80%</b>



DHS, DFCS, Office of Provider Management  
**Performance-Based Placement Measures**  
**RBWO Provider GA+SCORECARD - CCI**  
Report Quarter: Q1 FY2020



**Provider/Program Name: Taking A Step Beyond - (5158) - CCI**

Program Census Information:		# Children in Care During Quarter: 14	# Placements During Quarter: 15	# Children in Care On Last Day: 9
CCI Incentive Credits	Avg Performance All CCIs (Points)	Provider Performance (%)*	Possible Points (Weight)	Provider Points Earned
Early EPSDT Medical Visits		67%	2	1.34
Early EPSDT Dental Visits		75%	2	1.50
Permanency Contacts		None Planned	5	
Additional Academic Supports		50%	2	1.00
HS Grad/GED/Prof or Trade Certificate/College		N/A	10/5/5/1	
EYSS Agreement		Not Eligible	5	
Community Connections		0%	4	0.00
Active Agency Accreditation		0%	4	0.00
Staff Clinical Licensure		0%	5	0.00
Behavior Management (threshold = 0)		100%	4	4.00
<b>Incentives Total</b>	<b>7.78</b>			<b>7.84</b>
Maximum total combined incentive credit allowed is 10 points.			<b>Incentives Awarded</b>	<b>7.84</b>

\*Performance calculation descriptions can be found in the FY 2019 RBWO PBP Measurements and Standards Guide.

**Child Protective Services Investigations and Dispositions**

The following investigations data, which is not used for scoring but is considered significant to a provider's performance, is from Georgia SHINES and is not considered final or complete until the end of the fiscal year.

Total Reports:	1
Number Screened In:	0
Number Screened Out:	1
Number Substantiated:	0
Number Unsubstantiated:	0
Number Active CPS Investigations:	0



# Performance-Based Placement Measures

## RBWO Provider GA+SCORECARD - CCI

Report Quarter: Q1 FY2020

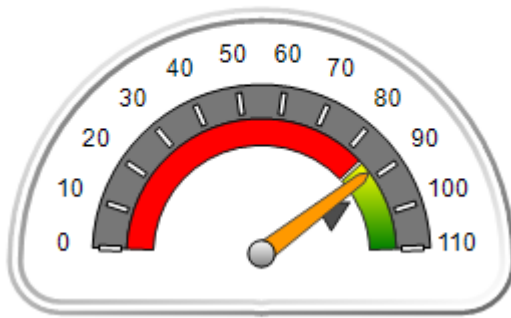
**Provider/Program Name: Testament Health & Counseling Services, LLC - Testament House (5197) - CCI**

6907 Tara Blvd, Jonesboro, GA 30236	Quarterly Scores (Grades)		Current Quarter Score (Grade)
Phone: 404-800-6160	Q1: 88.16 (B+)	Q2: N/A	<b>88.16%</b> <b>(B+)</b>
Vendor ID# 125386	Q3: N/A	Q4: N/A	
Program Census Information:	# Children in Care During Quarter: 22	# Placements During Quarter: 22	# Children in Care On Last Day: 11

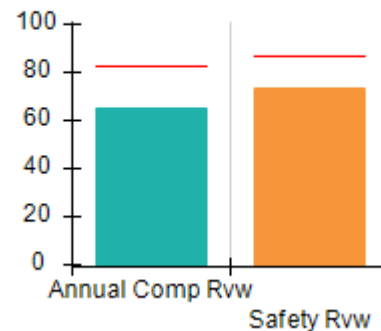
### Quarterly Provider Comparisons to All CCIs

indicates average for all CCIs

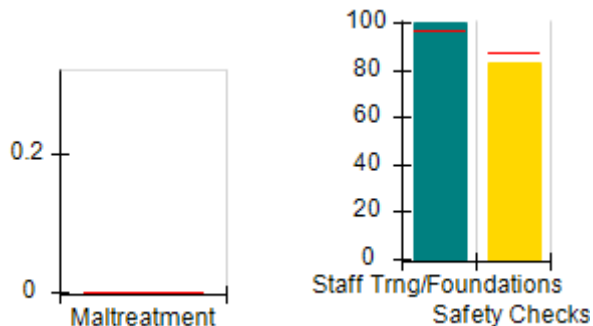
Overall Score (%)



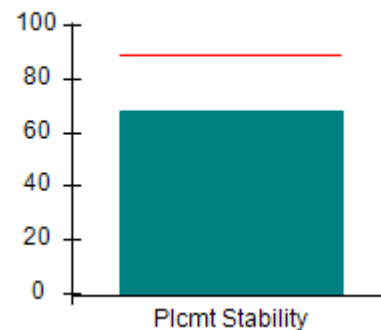
OPM Monitoring Reviews (%)



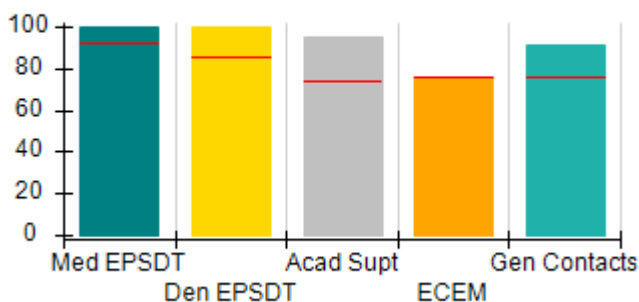
Safety Outcomes (%)



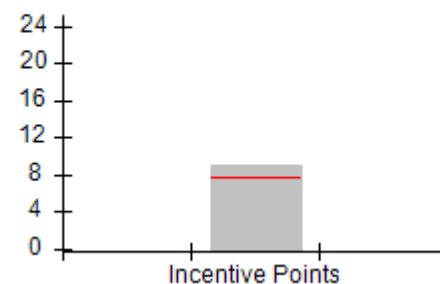
Permanency Outcomes (%)



Well-Being Outcomes (%)



Incentives Earned (Points)





## Performance-Based Placement Measures

### RBWO Provider GA+SCORECARD - CCI

Report Quarter: Q1 FY2020

<b>Provider/Program Name: Testament Health &amp; Counseling Services, LLC - Testament House (5197) - CCI</b>				
6907 Tara Blvd, Jonesboro, GA 30236		Quarterly Scores (Grades)		Current Quarter Score (Grade)
Phone: 404-800-6160		Q1: 88.16 (B+)	Q2: N/A	<b>88.16% (B+)</b>
Vendor ID# 125386		Q3: N/A	Q4: N/A	
Program Census Information:		# Children in Care During Quarter: 22	# Placements During Quarter: 22	# Children in Care On Last Day: 11
	Avg Performance All CCIs (%)	Provider Performance (%)*	Possible Points (Weight)	Provider Points Earned
<b>OPM Monitoring Reviews</b>				
Annual Comprehensive Reviews	83%	65%	25	16.26
Safety Reviews	86%	73%	15	11.00
<b>Monitoring Sub-Total</b>			<b>40</b>	<b>27.25</b>
<b>CCI Safety Outcomes</b>				
Incidence of Maltreatment	0.00%	No Substantiated Reports	10	10.00
Staff Training/Foundations	96%	100%	5	5.00
Staff Safety Checks	87%	83%	5	4.15
<b>Safety Sub-Total</b>			<b>20</b>	<b>19.15</b>
<b>CCI Permanency Outcomes</b>				
Placement Stability	89%	68%	15	10.20
<b>Permanency Sub-Total</b>			<b>15</b>	<b>10.20</b>
<b>CCI Well-Being Outcomes</b>				
EPSDT Medical Visits	92%	100%	4	4.00
EPSDT Dental Visits	85%	100%	4	4.00
Academic Supports	74%	95%	3	2.85
Provider ECEM Visits	76%	76%	7	5.32
Provider General Contacts	76%	91%	7	6.37
Placements with Siblings	38%	0%	Not Scored	Not Scored
Placements within Legal County	14%	0%	Not Scored	Not Scored
<b>Well-Being Sub-Total</b>			<b>25</b>	<b>22.54</b>
*Performance calculation descriptions can be found in the FY 2019 RBWO PBP Measurements and Standards Guide.				

<b>Monitoring &amp; Outcomes: Possible Points = 100</b>	<b>Points Earned = 79.14</b>
<b>Score Before Incentives Credit</b>	<b>79.14%</b>
<b>Incentives Awarded</b>	<b>9.02 pts</b>
<b>PBP Verification</b>	<b>N/A pts</b>
<b>Total Score</b>	<b>88.16%</b>





**DHS, DFCS, Office of Provider Management**  
**Performance-Based Placement Measures**  
**RBWO Provider GA+SCORECARD - CCI**



**Report Quarter: Q1 FY2020**

**Provider/Program Name: Testament Health & Counseling Services, LLC - Testament House (5197) - CCI**

Program Census Information:		# Children in Care During Quarter: 22	# Placements During Quarter: 22	# Children in Care On Last Day: 11
CCI Incentive Credits	Avg Performance All CCIs (Points)	Provider Performance (%)*	Possible Points (Weight)	Provider Points Earned
Early EPSDT Medical Visits		100%	2	2.00
Early EPSDT Dental Visits		100%	2	2.00
Permanency Contacts		0%	5	0.00
Additional Academic Supports		51%	2	1.02
HS Grad/GED/Prof or Trade Certificate/College		N/A	10/5/5/1	
EYSS Agreement		0%	5	0.00
Community Connections		0%	4	0.00
Active Agency Accreditation		0%	4	0.00
Staff Clinical Licensure		0%	5	0.00
Behavior Management (threshold = 0)		100%	4	4.00
<b>Incentives Total</b>	<b>7.78</b>			<b>9.02</b>
Maximum total combined incentive credit allowed is 10 points.			<b>Incentives Awarded</b>	<b>9.02</b>

\*Performance calculation descriptions can be found in the FY 2019 RBWO PBP Measurements and Standards Guide.

**Child Protective Services Investigations and Dispositions**

The following investigations data, which is not used for scoring but is considered significant to a provider's performance, is from Georgia SHINES and is not considered final or complete until the end of the fiscal year.

Total Reports:	0
Number Screened In:	0
Number Screened Out:	0
Number Substantiated:	0
Number Unsubstantiated:	0
Number Active CPS Investigations:	0



**DHS, DFCS, Office of Provider Management**  
**Performance-Based Placement Measures**  
**RBWO Provider GA+SCORECARD - CCI**  
**Report Quarter: Q1 FY2020**



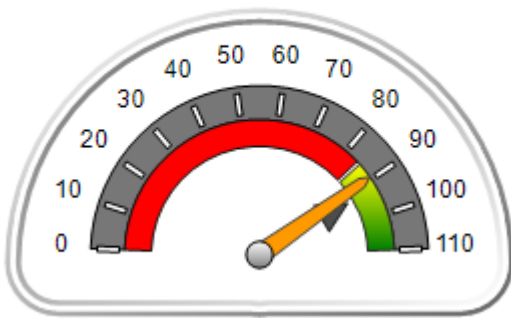
**Provider/Program Name: The Lillie Home - The Lillie Home (5282) - CCI**

522 Country Club Rd , Dublin, GA 31021	Quarterly Scores (Grades)		Current Quarter Score (Grade)
Phone: 478-279-3174	Q1: 89.34 (B+)	Q2: N/A	<b>89.34%</b> <b>(B+)</b>
Vendor ID# 131236	Q3: N/A	Q4: N/A	
Program Census Information:	# Children in Care During Quarter: 17	# Placements During Quarter: 17	# Children in Care On Last Day: 6

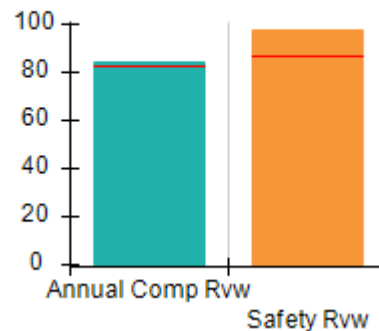
**Quarterly Provider Comparisons to All CCIs**

▼ — indicates average for all CCIs

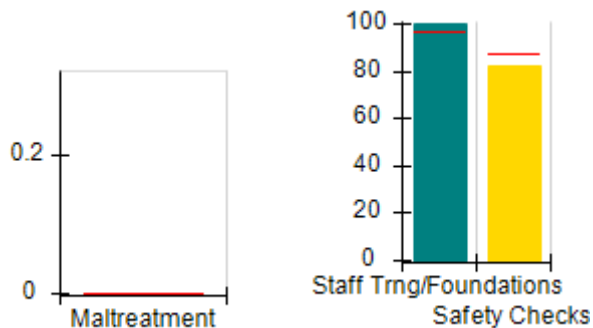
**Overall Score (%)**



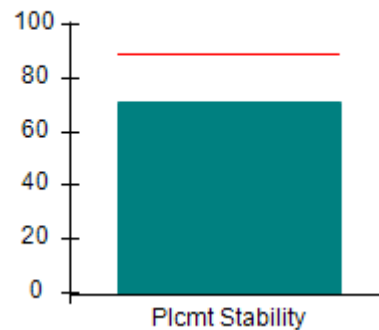
**OPM Monitoring Reviews (%)**



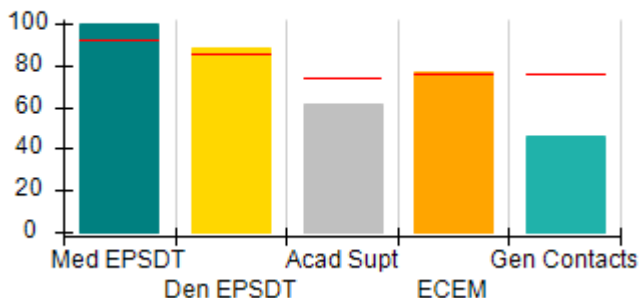
**Safety Outcomes (%)**



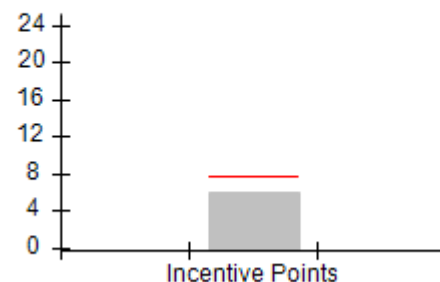
**Permanency Outcomes (%)**



**Well-Being Outcomes (%)**



**Incentives Earned (Points)**





DHS, DFCS, Office of Provider Management  
**Performance-Based Placement Measures**  
**RBWO Provider GA+SCORECARD - CCI**  
 Report Quarter: Q1 FY2020



<b>Provider/Program Name: The Lillie Home - The Lillie Home (5282) - CCI</b>				
522 Country Club Rd , Dublin, GA 31021		Quarterly Scores (Grades)		Current Quarter Score (Grade)
Phone: 478-279-3174		Q1: 89.34 (B+)	Q2: N/A	<b>89.34%</b> <b>(B+)</b>
Vendor ID# 131236		Q3: N/A	Q4: N/A	
Program Census Information:		# Children in Care During Quarter: 17	# Placements During Quarter: 17	# Children in Care On Last Day: 6
	Avg Performance All CCIs (%)	Provider Performance (%)*	Possible Points (Weight)	Provider Points Earned
<b>OPM Monitoring Reviews</b>				
Annual Comprehensive Reviews	83%	84%	25	21.01
Safety Reviews	86%	98%	15	14.63
<b>Monitoring Sub-Total</b>			<b>40</b>	<b>35.63</b>
<b>CCI Safety Outcomes</b>				
Incidence of Maltreatment	0.00%	No Substantiated Reports	10	10.00
Staff Training/Foundations	96%	100%	5	5.00
Staff Safety Checks	87%	82%	5	4.10
<b>Safety Sub-Total</b>			<b>20</b>	<b>19.10</b>
<b>CCI Permanency Outcomes</b>				
Placement Stability	89%	71%	15	10.65
<b>Permanency Sub-Total</b>			<b>15</b>	<b>10.65</b>
<b>CCI Well-Being Outcomes</b>				
EPSDT Medical Visits	92%	100%	4	4.00
EPSDT Dental Visits	85%	88%	4	3.52
Academic Supports	74%	61%	3	1.83
Provider ECEM Visits	76%	77%	7	5.39
Provider General Contacts	76%	46%	7	3.22
Placements with Siblings	38%	0%	Not Scored	Not Scored
Placements within Legal County	14%	0%	Not Scored	Not Scored
<b>Well-Being Sub-Total</b>			<b>25</b>	<b>17.96</b>
*Performance calculation descriptions can be found in the FY 2019 RBWO PBP Measurements and Standards Guide.				

<b>Monitoring &amp; Outcomes: Possible Points = 100</b>		<b>Points Earned = 83.34</b>	
<b>Score Before Incentives Credit</b>			<b>83.34%</b>
<b>Incentives Awarded</b>			<b>6.00 pts</b>
<b>PBP Verification</b>			<b>N/A pts</b>
<b>Total Score</b>			<b>89.34%</b>



**DHS, DFCS, Office of Provider Management**  
**Performance-Based Placement Measures**  
**RBWO Provider GA+SCORECARD - CCI**  
**Report Quarter: Q1 FY2020**



**Provider/Program Name: The Lillie Home - The Lillie Home (5282) - CCI**

Program Census Information:		# Children in Care During Quarter: 17	# Placements During Quarter: 17	# Children in Care On Last Day: 6
CCI Incentive Credits	Avg Performance All CCIs (Points)	Provider Performance (%)*	Possible Points (Weight)	Provider Points Earned
Early EPSDT Medical Visits		100%	2	2.00
Early EPSDT Dental Visits		0%	2	0.00
Permanency Contacts		None Planned	5	
Additional Academic Supports		0%	2	0.00
HS Grad/GED/Prof or Trade Certificate/College		N/A	10/5/5/1	
EYSS Agreement		Not Eligible	5	
Community Connections		0%	4	0.00
Active Agency Accreditation		0%	4	0.00
Staff Clinical Licensure		0%	5	0.00
Behavior Management (threshold = 0)		100%	4	4.00
<b>Incentives Total</b>	<b>7.78</b>			<b>6.00</b>
Maximum total combined incentive credit allowed is 10 points.			<b>Incentives Awarded</b>	<b>6.00</b>

\*Performance calculation descriptions can be found in the FY 2019 RBWO PBP Measurements and Standards Guide.

**Child Protective Services Investigations and Dispositions**

The following investigations data, which is not used for scoring but is considered significant to a provider's performance, is from Georgia SHINES and is not considered final or complete until the end of the fiscal year.

Total Reports:	0
Number Screened In:	0
Number Screened Out:	0
Number Substantiated:	0
Number Unsubstantiated:	0
Number Active CPS Investigations:	0

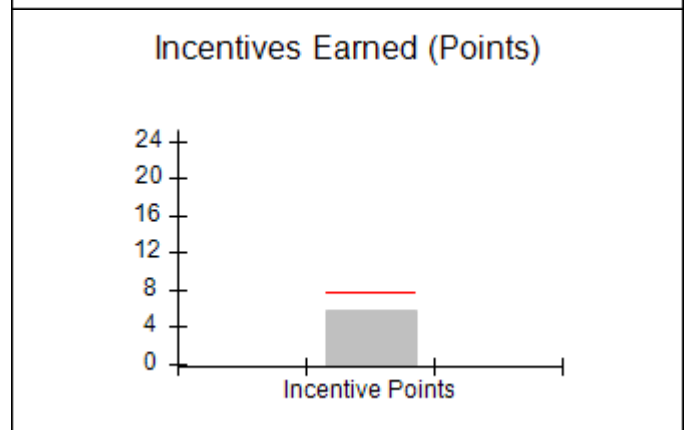
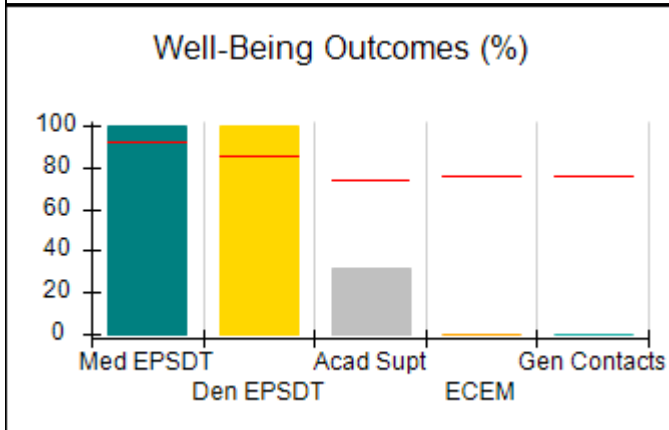
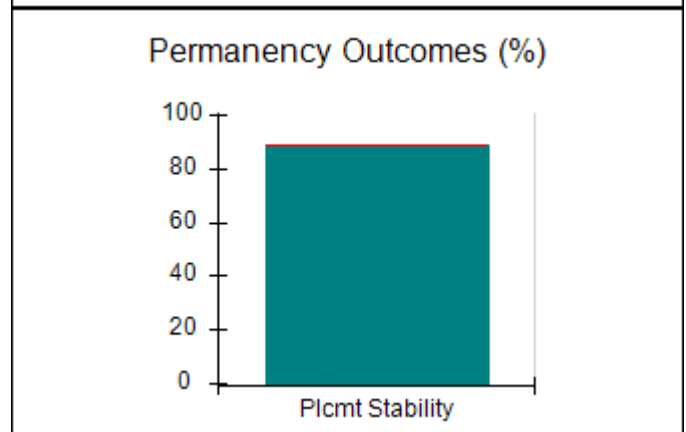
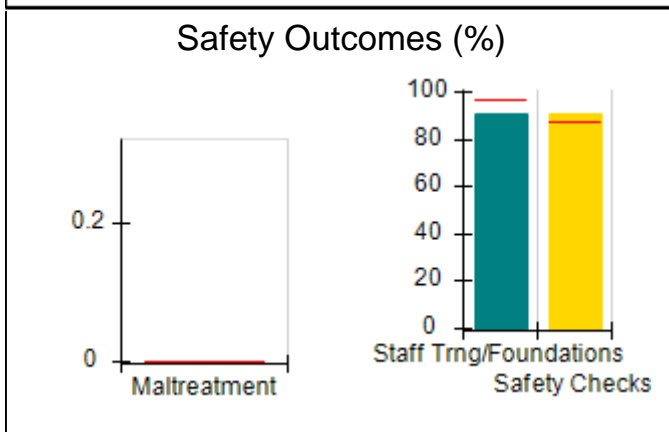
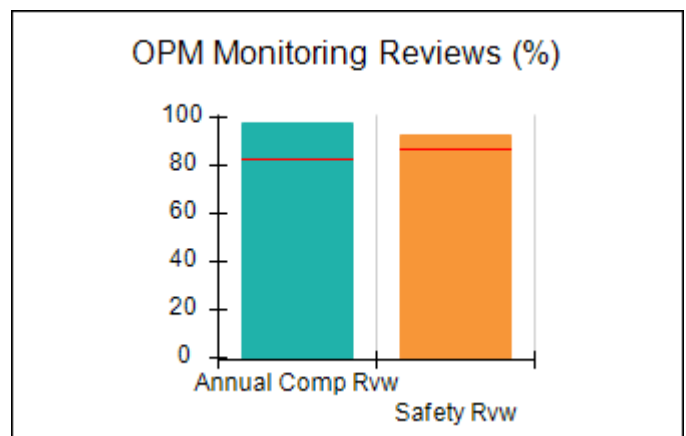
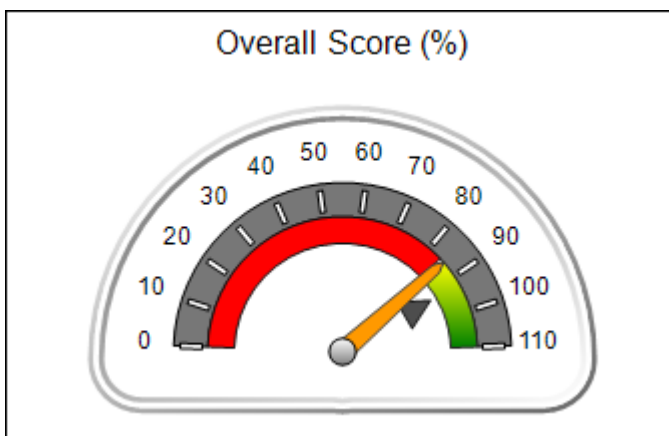


**DHS, DFCS, Office of Provider Management**  
**Performance-Based Placement Measures**  
**RBWO Provider GA+SCORECARD - CCI**  
**Report Quarter: Q1 FY2020**



<b>Provider/Program Name: Treutlen House at New Ebenezer, Inc. - (4228) - CCI</b>			
<b>131 Old Augusta Road, Central Rincon, GA 31326</b>	<b>Quarterly Scores (Grades)</b>		<b>Current Quarter Score (Grade)</b>
<b>Phone: 912-754-9797</b>	<b>Q1: 85.31 (B)</b>	<b>Q2: N/A</b>	<b>85.31% (B)</b>
<b>Vendor ID# 79727</b>	<b>Q3: N/A</b>	<b>Q4: N/A</b>	
<b>Program Census Information:</b>	<b># Children in Care During Quarter: 9</b>	<b># Placements During Quarter: 10</b>	<b># Children in Care On Last Day: 6</b>
<b>Quarterly Provider Comparisons to All CCIs</b>			

▼ — indicates average for all CCIs





DHS, DFCS, Office of Provider Management  
**Performance-Based Placement Measures**  
**RBWO Provider GA+SCORECARD - CCI**  
**Report Quarter: Q1 FY2020**



<b>Provider/Program Name: Treutlen House at New Ebenezer, Inc. - (4228) - CCI</b>				
131 Old Augusta Road, Central Rincon, GA 31326		Quarterly Scores (Grades)		Current Quarter Score (Grade)
Phone: 912-754-9797		Q1: 85.31 (B)	Q2: N/A	<b>85.31%</b> <b>(B)</b>
Vendor ID# 79727		Q3: N/A	Q4: N/A	
Program Census Information:		# Children in Care During Quarter: 9	# Placements During Quarter: 10	# Children in Care On Last Day: 6
	Avg Performance All CCIs (%)	Provider Performance (%)*	Possible Points (Weight)	Provider Points Earned
<b>OPM Monitoring Reviews</b>				
Annual Comprehensive Reviews	83%	98%	25	24.38
Safety Reviews	86%	93%	15	13.88
<b>Monitoring Sub-Total</b>			<b>40</b>	<b>38.26</b>
<b>CCI Safety Outcomes</b>				
Incidence of Maltreatment	0.00%	No Substantiated Reports	10	10.00
Staff Training/Foundations	96%	91%	5	4.55
Staff Safety Checks	87%	91%	5	4.55
<b>Safety Sub-Total</b>			<b>20</b>	<b>19.10</b>
<b>CCI Permanency Outcomes</b>				
Placement Stability	89%	89%	15	13.35
<b>Permanency Sub-Total</b>			<b>15</b>	<b>13.35</b>
<b>CCI Well-Being Outcomes</b>				
EPSDT Medical Visits	92%	100%	4	4.00
EPSDT Dental Visits	85%	100%	4	4.00
Academic Supports	74%	32%	3	0.96
Provider ECEM Visits	76%	0%	7	0.00
Provider General Contacts	76%	0%	7	0.00
Placements with Siblings	38%	0%	Not Scored	Not Scored
Placements within Legal County	14%	0%	Not Scored	Not Scored
<b>Well-Being Sub-Total</b>			<b>25</b>	<b>8.96</b>
*Performance calculation descriptions can be found in the FY 2019 RBWO PBP Measurements and Standards Guide.				

<b>Monitoring &amp; Outcomes: Possible Points = 100</b>		<b>Points Earned = 79.67</b>	
<b>Score Before Incentives Credit</b>			<b>79.67%</b>
<b>Incentives Awarded</b>			<b>5.64 pts</b>
<b>PBP Verification</b>			<b>N/A pts</b>
<b>Total Score</b>			<b>85.31%</b>



**DHS, DFCS, Office of Provider Management**  
**Performance-Based Placement Measures**  
**RBWO Provider GA+SCORECARD - CCI**  
**Report Quarter: Q1 FY2020**



**Provider/Program Name: Treutlen House at New Ebenezer, Inc. - (4228) - CCI**

Program Census Information:		# Children in Care During Quarter: 9	# Placements During Quarter: 10	# Children in Care On Last Day: 6
CCI Incentive Credits	Avg Performance All CCIs (Points)	Provider Performance (%)*	Possible Points (Weight)	Provider Points Earned
Early EPSDT Medical Visits		Not Eligible	2	
Early EPSDT Dental Visits		50%	2	1.00
Permanency Contacts		None Planned	5	
Additional Academic Supports		32%	2	0.64
HS Grad/GED/Prof or Trade Certificate/College		N/A	10/5/5/1	
EYSS Agreement		Not Eligible	5	
Community Connections		0%	4	0.00
Active Agency Accreditation		0%	4	0.00
Staff Clinical Licensure		0%	5	0.00
Behavior Management (threshold = 0)		100%	4	4.00
<b>Incentives Total</b>	<b>7.78</b>			<b>5.64</b>
Maximum total combined incentive credit allowed is 10 points.			<b>Incentives Awarded</b>	<b>5.64</b>

\*Performance calculation descriptions can be found in the FY 2019 RBWO PBP Measurements and Standards Guide.

**Child Protective Services Investigations and Dispositions**

The following investigations data, which is not used for scoring but is considered significant to a provider's performance, is from Georgia SHINES and is not considered final or complete until the end of the fiscal year.

Total Reports:	0
Number Screened In:	0
Number Screened Out:	0
Number Substantiated:	0
Number Unsubstantiated:	0
Number Active CPS Investigations:	0

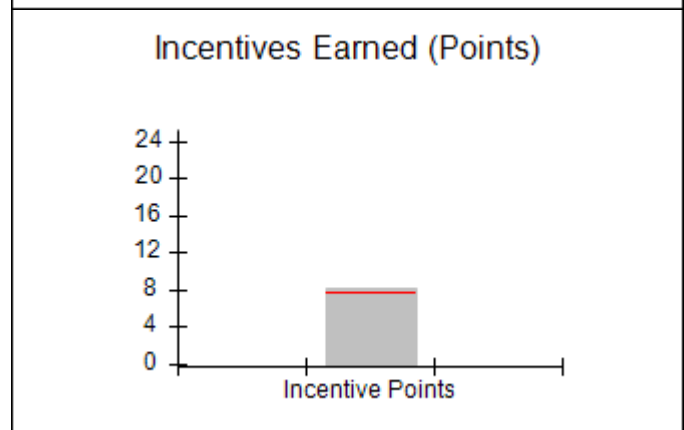
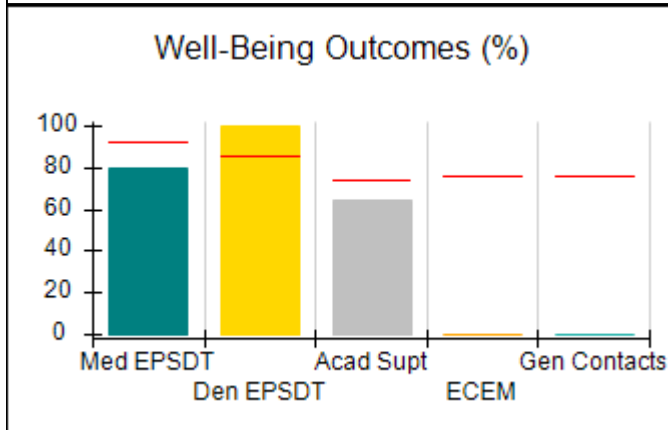
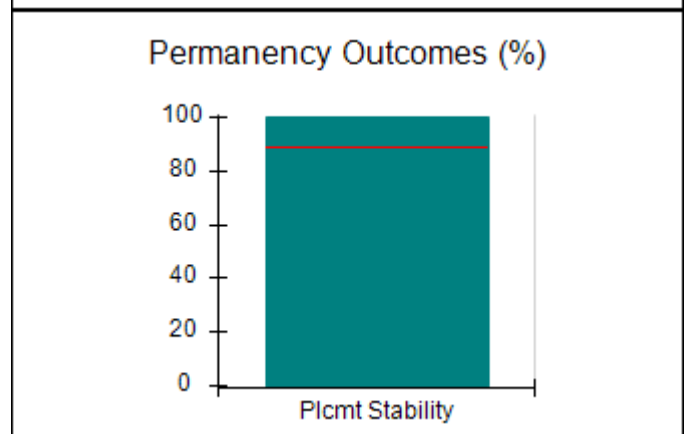
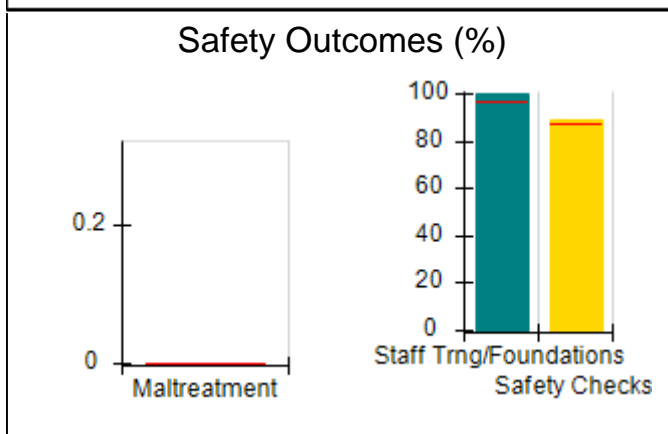
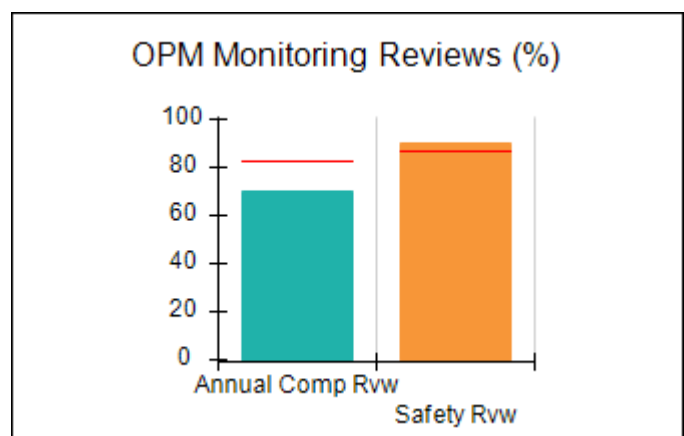
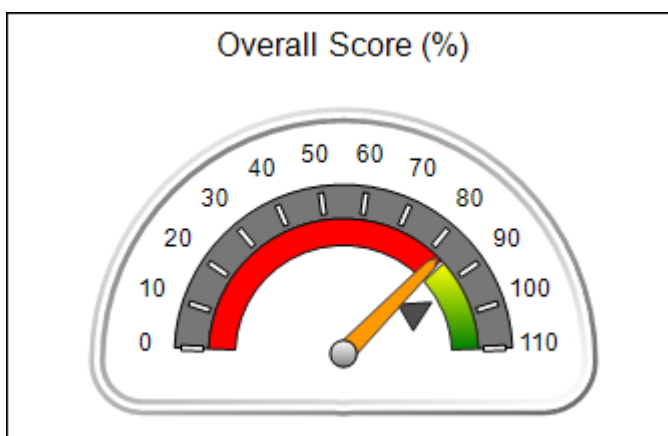


DHS, DFCS, Office of Provider Management  
**Performance-Based Placement Measures**  
**RBWO Provider GA+SCORECARD - CCI**  
 Report Quarter: Q1 FY2020



<b>Provider/Program Name: Turning Point Homes - Ahmonie's Cottage (1003) - CCI</b>			
<b>3847 Waldrop Road, Decatur, GA 30034</b>	<b>Quarterly Scores (Grades)</b>		<b>Current Quarter Score (Grade)</b>
<b>Phone: 770-808-3714</b>	<b>Q1: 82.79 (B-)</b>	<b>Q2: N/A</b>	<b>82.79% (B-)</b>
<b>Vendor ID# 51758</b>	<b>Q3: N/A</b>	<b>Q4: N/A</b>	
Program Census Information:	# Children in Care During Quarter: 12	# Placements During Quarter: 12	# Children in Care On Last Day: 6
<b>Quarterly Provider Comparisons to All CCIs</b>			

▼ — indicates average for all CCIs







DHS, DFCS, Office of Provider Management  
**Performance-Based Placement Measures**  
**RBWO Provider GA+SCORECARD - CCI**  
 Report Quarter: Q1 FY2020



<b>Provider/Program Name: Turning Point Homes - Ahmonie's Cottage (1003) - CCI</b>				
3847 Waldrop Road, Decatur, GA 30034		Quarterly Scores (Grades)		Current Quarter Score (Grade)
Phone: 770-808-3714		Q1: 82.79 (B-)	Q2: N/A	<b>82.79%</b> <b>(B-)</b>
Vendor ID# 51758		Q3: N/A	Q4: N/A	
Program Census Information:		# Children in Care During Quarter: 12	# Placements During Quarter: 12	# Children in Care On Last Day: 6
	Avg Performance All CCIs (%)	Provider Performance (%)*	Possible Points (Weight)	Provider Points Earned
<b>OPM Monitoring Reviews</b>				
Annual Comprehensive Reviews	83%	70%	25	17.60
Safety Reviews	86%	90%	15	13.50
<b>Monitoring Sub-Total</b>			<b>40</b>	<b>31.10</b>
<b>CCI Safety Outcomes</b>				
Incidence of Maltreatment	0.00%	No Substantiated Reports	10	10.00
Staff Training/Foundations	96%	100%	5	5.00
Staff Safety Checks	87%	89%	5	4.45
<b>Safety Sub-Total</b>			<b>20</b>	<b>19.45</b>
<b>CCI Permanency Outcomes</b>				
Placement Stability	89%	100%	15	15.00
<b>Permanency Sub-Total</b>			<b>15</b>	<b>15.00</b>
<b>CCI Well-Being Outcomes</b>				
EPSDT Medical Visits	92%	80%	4	3.20
EPSDT Dental Visits	85%	100%	4	4.00
Academic Supports	74%	64%	3	1.92
Provider ECEM Visits	76%	0%	7	0.00
Provider General Contacts	76%	0%	7	0.00
Placements with Siblings	38%	0%	Not Scored	Not Scored
Placements within Legal County	14%	71%	Not Scored	Not Scored
<b>Well-Being Sub-Total</b>			<b>25</b>	<b>9.12</b>
*Performance calculation descriptions can be found in the FY 2019 RBWO PBP Measurements and Standards Guide.				

<b>Monitoring &amp; Outcomes: Possible Points = 100</b>		<b>Points Earned = 74.67</b>	
<b>Score Before Incentives Credit</b>			<b>74.67%</b>
<b>Incentives Awarded</b>			<b>8.12 pts</b>
<b>PBP Verification</b>			<b>N/A pts</b>
<b>Total Score</b>			<b>82.79%</b>



DHS, DFCS, Office of Provider Management  
**Performance-Based Placement Measures**  
**RBWO Provider GA+SCORECARD - CCI**  
**Report Quarter: Q1 FY2020**



**Provider/Program Name: Turning Point Homes - Ahmonie's Cottage (1003) - CCI**

Program Census Information:		# Children in Care During Quarter: 12	# Placements During Quarter: 12	# Children in Care On Last Day: 6
CCI Incentive Credits	Avg Performance All CCIs (Points)	Provider Performance (%)*	Possible Points (Weight)	Provider Points Earned
Early EPSDT Medical Visits		50%	2	1.00
Early EPSDT Dental Visits		100%	2	2.00
Permanency Contacts		0%	5	0.00
Additional Academic Supports		56%	2	1.12
HS Grad/GED/Prof or Trade Certificate/College		N/A	10/5/5/1	
EYSS Agreement		Not Eligible	5	
Community Connections		0%	4	0.00
Active Agency Accreditation		0%	4	0.00
Staff Clinical Licensure		0%	5	0.00
Behavior Management (threshold = 0)		100%	4	4.00
<b>Incentives Total</b>	<b>7.78</b>			<b>8.12</b>
Maximum total combined incentive credit allowed is 10 points.			<b>Incentives Awarded</b>	<b>8.12</b>

\*Performance calculation descriptions can be found in the FY 2019 RBWO PBP Measurements and Standards Guide.

**Child Protective Services Investigations and Dispositions**

The following investigations data, which is not used for scoring but is considered significant to a provider's performance, is from Georgia SHINES and is not considered final or complete until the end of the fiscal year.

Total Reports:	0
Number Screened In:	0
Number Screened Out:	0
Number Substantiated:	0
Number Unsubstantiated:	0
Number Active CPS Investigations:	0

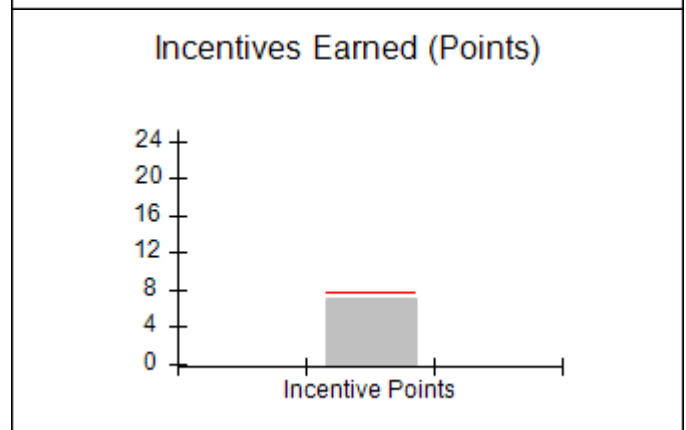
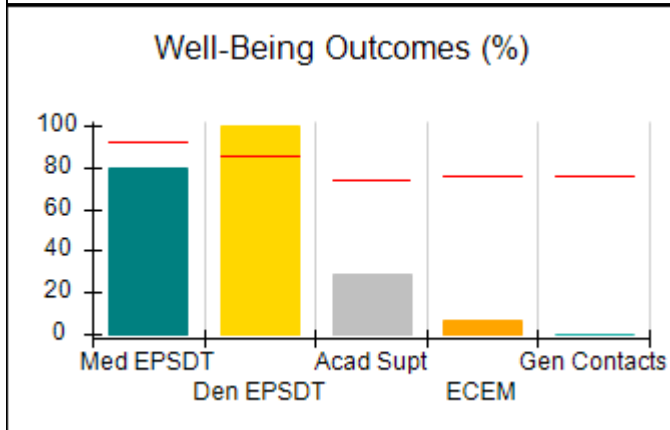
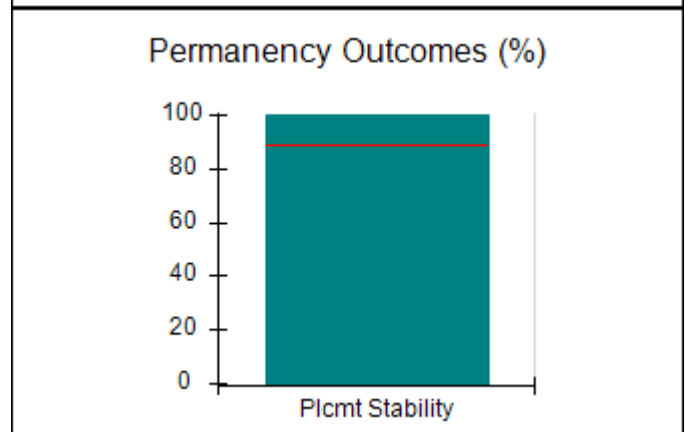
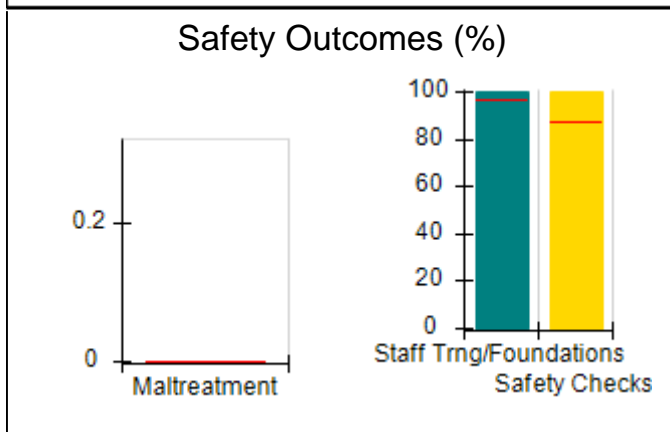
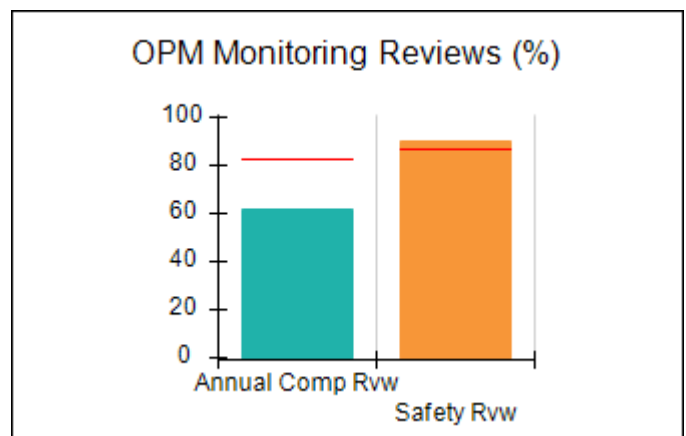
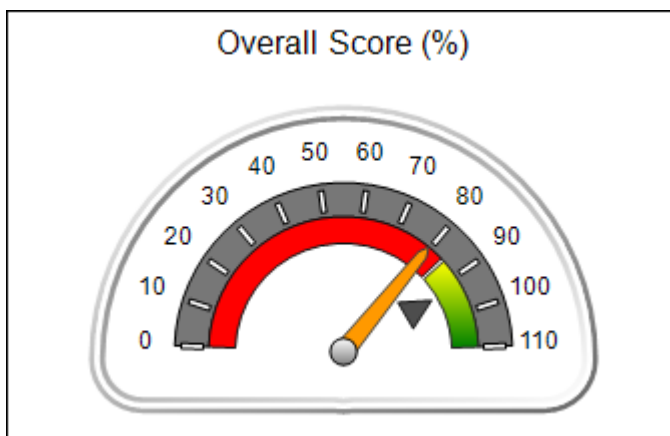


**DHS, DFCS, Office of Provider Management**  
**Performance-Based Placement Measures**  
**RBWO Provider GA+SCORECARD - CCI**  
**Report Quarter: Q1 FY2020**



<b>Provider/Program Name: Turning Point Homes - Francois Cottage (829) - CCI</b>			
<b>3392 Wesley Chapel Rd, Decatur, GA 30034</b>	<b>Quarterly Scores (Grades)</b>		<b>Current Quarter Score (Grade)</b>
<b>Phone: 770-808-3714</b>	<b>Q1: 79.51 (C+)</b>	<b>Q2: N/A</b>	<b>79.51% (C+)</b>
<b>Vendor ID# 35603</b>	<b>Q3: N/A</b>	<b>Q4: N/A</b>	
<b>Program Census Information:</b>	<b># Children in Care During Quarter: 6</b>	<b># Placements During Quarter: 6</b>	<b># Children in Care On Last Day: 5</b>
<b>Quarterly Provider Comparisons to All CCIs</b>			

▼ — indicates average for all CCIs





DHS, DFCS, Office of Provider Management  
**Performance-Based Placement Measures**  
**RBWO Provider GA+SCORECARD - CCI**  
**Report Quarter: Q1 FY2020**



Provider/Program Name: Turning Point Homes - Francois Cottage (829) - CCI				
3392 Wesley Chapel Rd, Decatur, GA 30034		Quarterly Scores (Grades)		Current Quarter Score (Grade)
Phone: 770-808-3714		Q1: 79.51 (C+)	Q2: N/A	<b>79.51%</b> <b>(C+)</b>
Vendor ID# 35603		Q3: N/A	Q4: N/A	
Program Census Information:		# Children in Care During Quarter: 6	# Placements During Quarter: 6	# Children in Care On Last Day: 5
	Avg Performance All CCIs (%)	Provider Performance (%)*	Possible Points (Weight)	Provider Points Earned
<b>OPM Monitoring Reviews</b>				
Annual Comprehensive Reviews	83%	62%	25	15.45
Safety Reviews	86%	90%	15	13.50
<b>Monitoring Sub-Total</b>			<b>40</b>	<b>28.95</b>
<b>CCI Safety Outcomes</b>				
Incidence of Maltreatment	0.00%	No Substantiated Reports	10	10.00
Staff Training/Foundations	96%	100%	5	5.00
Staff Safety Checks	87%	100%	5	5.00
<b>Safety Sub-Total</b>			<b>20</b>	<b>20.00</b>
<b>CCI Permanency Outcomes</b>				
Placement Stability	89%	100%	15	15.00
<b>Permanency Sub-Total</b>			<b>15</b>	<b>15.00</b>
<b>CCI Well-Being Outcomes</b>				
EPSDT Medical Visits	92%	80%	4	3.20
EPSDT Dental Visits	85%	100%	4	4.00
Academic Supports	74%	29%	3	0.87
Provider ECEM Visits	76%	7%	7	0.49
Provider General Contacts	76%	0%	7	0.00
Placements with Siblings	38%	Not Eligible	Not Scored	Not Scored
Placements within Legal County	14%	0%	Not Scored	Not Scored
<b>Well-Being Sub-Total</b>			<b>25</b>	<b>8.56</b>
*Performance calculation descriptions can be found in the FY 2019 RBWO PBP Measurements and Standards Guide.				

<b>Monitoring &amp; Outcomes: Possible Points = 100</b>		<b>Points Earned = 72.51</b>	
<b>Score Before Incentives Credit</b>			<b>72.51%</b>
<b>Incentives Awarded</b>			<b>7.00 pts</b>
<b>PBP Verification</b>			<b>N/A pts</b>
<b>Total Score</b>			<b>79.51%</b>



**DHS, DFCS, Office of Provider Management**  
**Performance-Based Placement Measures**  
**RBWO Provider GA+SCORECARD - CCI**  
**Report Quarter: Q1 FY2020**



**Provider/Program Name: Turning Point Homes - Francois Cottage (829) - CCI**

Program Census Information:		# Children in Care During Quarter: 6	# Placements During Quarter: 6	# Children in Care On Last Day: 5
CCI Incentive Credits	Avg Performance All CCIs (Points)	Provider Performance (%)*	Possible Points (Weight)	Provider Points Earned
Early EPSDT Medical Visits		50%	2	1.00
Early EPSDT Dental Visits		100%	2	2.00
Permanency Contacts		0%	5	0.00
Additional Academic Supports		0%	2	0.00
HS Grad/GED/Prof or Trade Certificate/College		N/A	10/5/5/1	
EYSS Agreement		Not Eligible	5	
Community Connections		0%	4	0.00
Active Agency Accreditation		0%	4	0.00
Staff Clinical Licensure		0%	5	0.00
Behavior Management (threshold = 0)		100%	4	4.00
<b>Incentives Total</b>	<b>7.78</b>			<b>7.00</b>
Maximum total combined incentive credit allowed is 10 points.			<b>Incentives Awarded</b>	<b>7.00</b>

\*Performance calculation descriptions can be found in the FY 2019 RBWO PBP Measurements and Standards Guide.

**Child Protective Services Investigations and Dispositions**

The following investigations data, which is not used for scoring but is considered significant to a provider's performance, is from Georgia SHINES and is not considered final or complete until the end of the fiscal year.

Total Reports:	0
Number Screened In:	0
Number Screened Out:	0
Number Substantiated:	0
Number Unsubstantiated:	0
Number Active CPS Investigations:	0

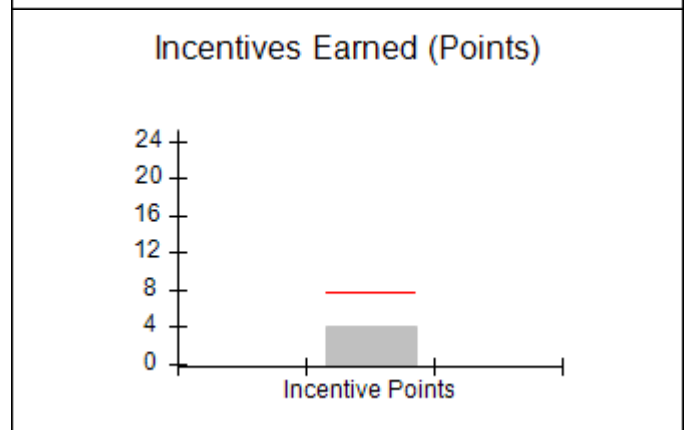
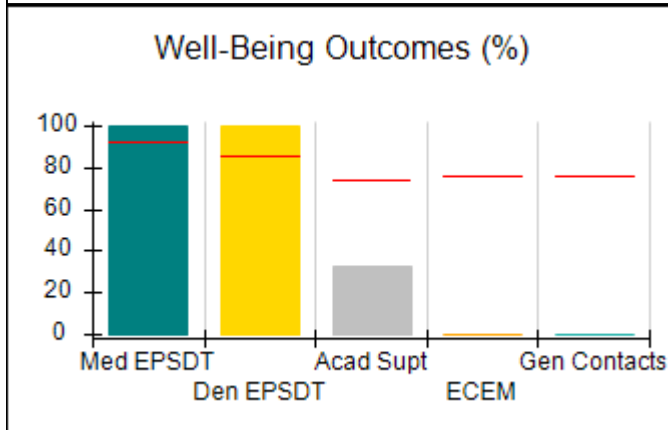
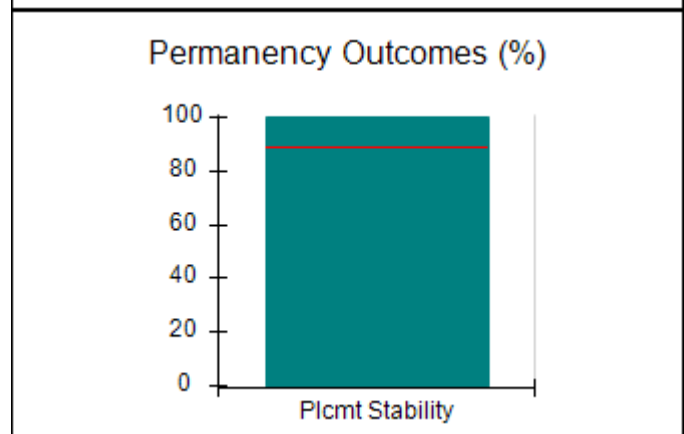
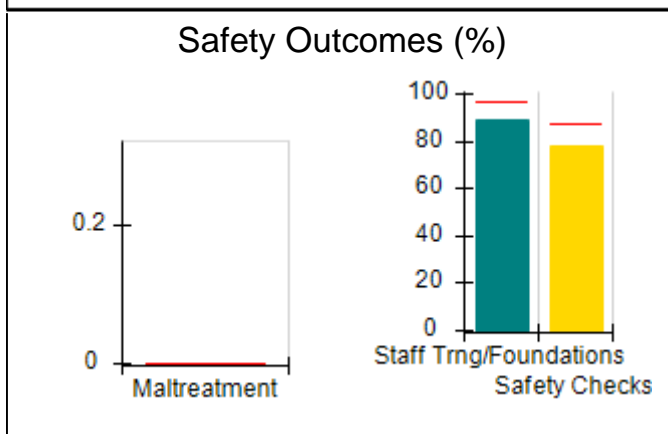
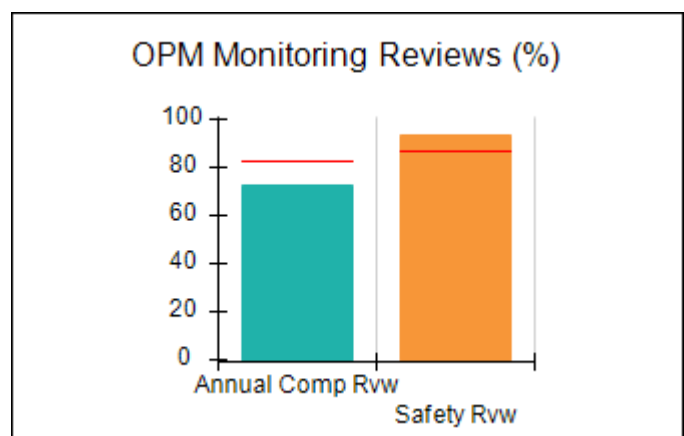
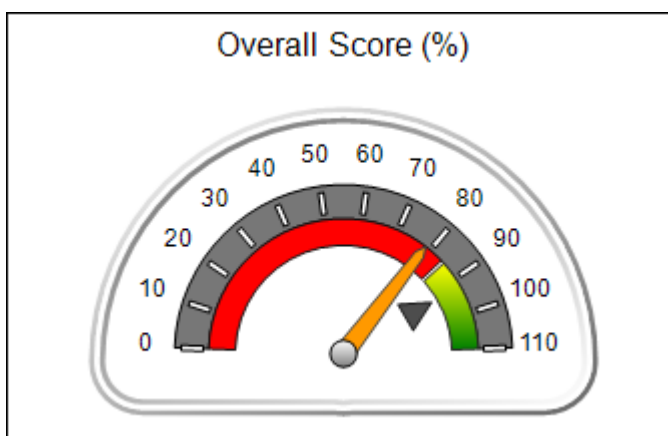


**DHS, DFCS, Office of Provider Management**  
**Performance-Based Placement Measures**  
**RBWO Provider GA+SCORECARD - CCI**  
**Report Quarter: Q1 FY2020**



<b>Provider/Program Name: Turning Point Homes - Joshua Cottage I (830) - CCI</b>			
<b>672 Kenilworth Circle, Stone Mountain, GA 30083</b>	<b>Quarterly Scores (Grades)</b>		<b>Current Quarter Score (Grade)</b>
<b>Phone: 770-808-3714</b>	<b>Q1: 78.46 (C+)</b>	<b>Q2: N/A</b>	<b>78.46% (C+)</b>
<b>Vendor ID# 35602</b>	<b>Q3: N/A</b>	<b>Q4: N/A</b>	
<b>Program Census Information:</b>	<b># Children in Care During Quarter: 9</b>	<b># Placements During Quarter: 10</b>	<b># Children in Care On Last Day: 6</b>
<b>Quarterly Provider Comparisons to All CCIs</b>			

▼ — indicates average for all CCIs





DHS, DFCS, Office of Provider Management  
**Performance-Based Placement Measures**  
**RBWO Provider GA+SCORECARD - CCI**  
**Report Quarter: Q1 FY2020**



<b>Provider/Program Name: Turning Point Homes - Joshua Cottage I (830) - CCI</b>				
672 Kenilworth Circle, Stone Mountain, GA 30083		Quarterly Scores (Grades)		Current Quarter Score (Grade)
Phone: 770-808-3714		Q1: 78.46 (C+)	Q2: N/A	<b>78.46%</b> <b>(C+)</b>
Vendor ID# 35602		Q3: N/A	Q4: N/A	
Program Census Information:		# Children in Care During Quarter: 9	# Placements During Quarter: 10	# Children in Care On Last Day: 6
	Avg Performance All CCIs (%)	Provider Performance (%)*	Possible Points (Weight)	Provider Points Earned
<b>OPM Monitoring Reviews</b>				
Annual Comprehensive Reviews	83%	72%	25	18.12
Safety Reviews	86%	93%	15	14.00
<b>Monitoring Sub-Total</b>			<b>40</b>	<b>32.12</b>
<b>CCI Safety Outcomes</b>				
Incidence of Maltreatment	0.00%	No Substantiated Reports	10	10.00
Staff Training/Foundations	96%	89%	5	4.45
Staff Safety Checks	87%	78%	5	3.90
<b>Safety Sub-Total</b>			<b>20</b>	<b>18.35</b>
<b>CCI Permanency Outcomes</b>				
Placement Stability	89%	100%	15	15.00
<b>Permanency Sub-Total</b>			<b>15</b>	<b>15.00</b>
<b>CCI Well-Being Outcomes</b>				
EPSDT Medical Visits	92%	100%	4	4.00
EPSDT Dental Visits	85%	100%	4	4.00
Academic Supports	74%	33%	3	0.99
Provider ECEM Visits	76%	0%	7	0.00
Provider General Contacts	76%	0%	7	0.00
Placements with Siblings	38%	Not Eligible	Not Scored	Not Scored
Placements within Legal County	14%	50%	Not Scored	Not Scored
<b>Well-Being Sub-Total</b>			<b>25</b>	<b>8.99</b>
*Performance calculation descriptions can be found in the FY 2019 RBWO PBP Measurements and Standards Guide.				

<b>Monitoring &amp; Outcomes: Possible Points = 100</b>		<b>Points Earned = 74.46</b>	
<b>Score Before Incentives Credit</b>			<b>74.46%</b>
<b>Incentives Awarded</b>			<b>4.00 pts</b>
<b>PBP Verification</b>			<b>N/A pts</b>
<b>Total Score</b>			<b>78.46%</b>



DHS, DFCS, Office of Provider Management  
**Performance-Based Placement Measures**  
**RBWO Provider GA+SCORECARD - CCI**  
Report Quarter: Q1 FY2020



**Provider/Program Name: Turning Point Homes - Joshua Cottage I (830) - CCI**

Program Census Information:		# Children in Care During Quarter: 9	# Placements During Quarter: 10	# Children in Care On Last Day: 6
CCI Incentive Credits	Avg Performance All CCIs (Points)	Provider Performance (%)*	Possible Points (Weight)	Provider Points Earned
Early EPSDT Medical Visits		Not Eligible	2	
Early EPSDT Dental Visits		Not Eligible	2	
Permanency Contacts		0%	5	0.00
Additional Academic Supports		0%	2	0.00
HS Grad/GED/Prof or Trade Certificate/College		N/A	10/5/5/1	
EYSS Agreement		Not Eligible	5	
Community Connections		0%	4	0.00
Active Agency Accreditation		0%	4	0.00
Staff Clinical Licensure		0%	5	0.00
Behavior Management (threshold = 0)		100%	4	4.00
<b>Incentives Total</b>	<b>7.78</b>			<b>4.00</b>
Maximum total combined incentive credit allowed is 10 points.			<b>Incentives Awarded</b>	<b>4.00</b>

\*Performance calculation descriptions can be found in the FY 2019 RBWO PBP Measurements and Standards Guide.

**Child Protective Services Investigations and Dispositions**

The following investigations data, which is not used for scoring but is considered significant to a provider's performance, is from Georgia SHINES and is not considered final or complete until the end of the fiscal year.

Total Reports:	0
Number Screened In:	0
Number Screened Out:	0
Number Substantiated:	0
Number Unsubstantiated:	0
Number Active CPS Investigations:	0



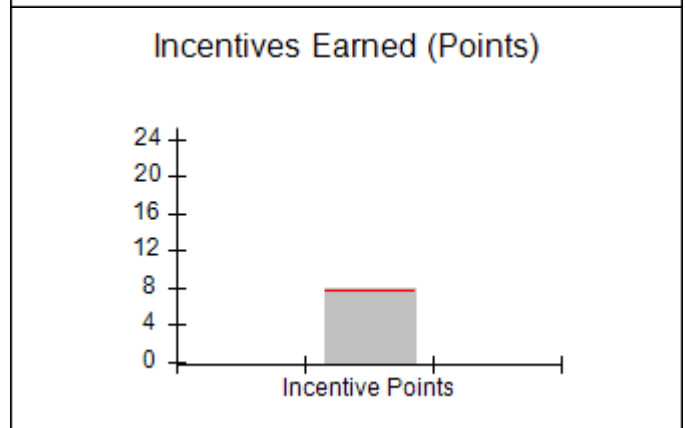
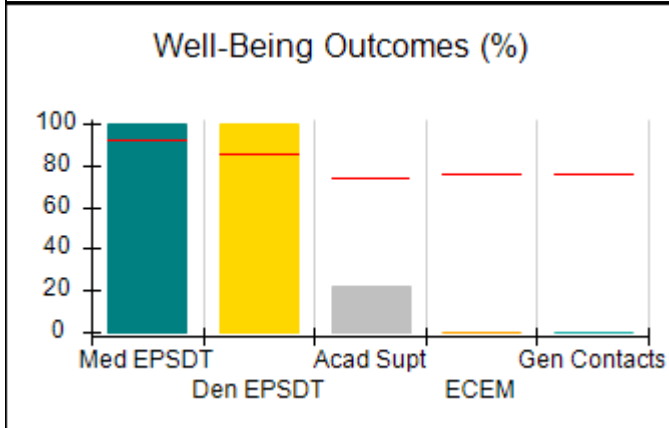
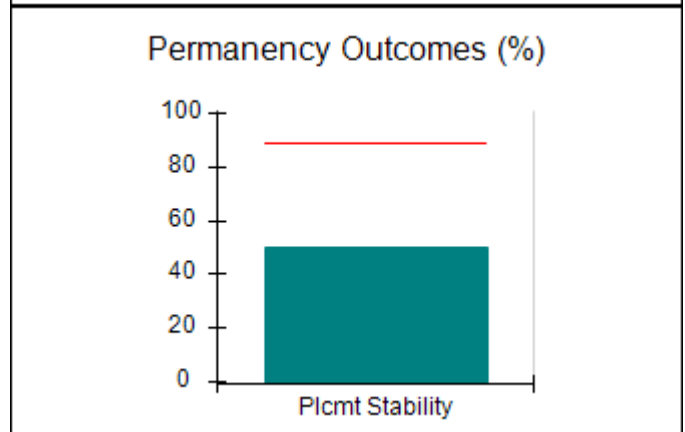
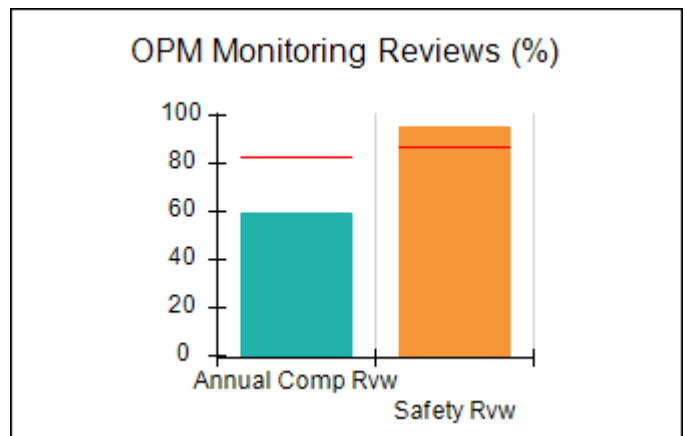
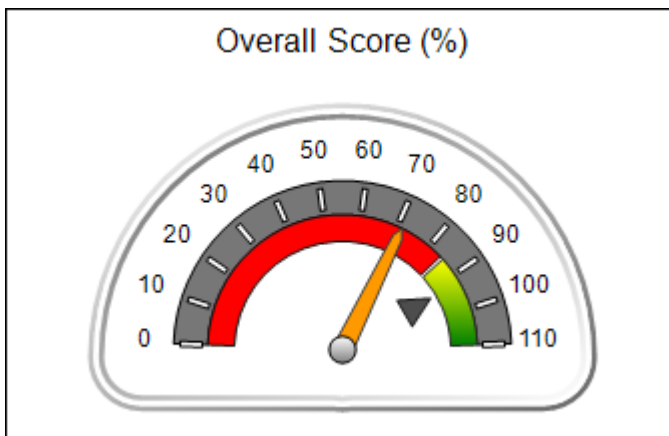


**DHS, DFCS, Office of Provider Management**  
**Performance-Based Placement Measures**  
**RBWO Provider GA+SCORECARD - CCI**  
**Report Quarter: Q1 FY2020**



<b>Provider/Program Name: Turning Point Homes - Turning Point Cottage (833) - CCI</b>			
<b>3396 Wesley Chapel Rd, Decatur, GA 30034</b>	<b>Quarterly Scores (Grades)</b>		<b>Current Quarter Score (Grade)</b>
<b>Phone: 770-808-3714</b>	<b>Q1: 71.32 (C-)</b>	<b>Q2: N/A</b>	<b>71.32% (C-)</b>
<b>Vendor ID# 35604</b>	<b>Q3: N/A</b>	<b>Q4: N/A</b>	
<b>Program Census Information:</b>	<b># Children in Care During Quarter: 10</b>	<b># Placements During Quarter: 10</b>	<b># Children in Care On Last Day: 3</b>
<b>Quarterly Provider Comparisons to All CCIs</b>			

▼ — indicates average for all CCIs





DHS, DFCS, Office of Provider Management  
**Performance-Based Placement Measures**  
**RBWO Provider GA+SCORECARD - CCI**  
**Report Quarter: Q1 FY2020**



<b>Provider/Program Name: Turning Point Homes - Turning Point Cottage (833) - CCI</b>				
<b>3396 Wesley Chapel Rd, Decatur, GA 30034</b>		<b>Quarterly Scores (Grades)</b>		<b>Current Quarter Score (Grade)</b>
<b>Phone: 770-808-3714</b>		<b>Q1: 71.32 (C-)</b>	<b>Q2: N/A</b>	<b>71.32% (C-)</b>
<b>Vendor ID# 35604</b>		<b>Q3: N/A</b>	<b>Q4: N/A</b>	
Program Census Information:		# Children in Care During Quarter: 10	# Placements During Quarter: 10	# Children in Care On Last Day: 3
	<b>Avg Performance All CCIs (%)</b>	<b>Provider Performance (%)*</b>	<b>Possible Points (Weight)</b>	<b>Provider Points Earned</b>
<b>OPM Monitoring Reviews</b>				
Annual Comprehensive Reviews	83%	59%	25	14.71
Safety Reviews	86%	95%	15	14.25
<b>Monitoring Sub-Total</b>			<b>40</b>	<b>28.96</b>
<b>CCI Safety Outcomes</b>				
Incidence of Maltreatment	0.00%	No Substantiated Reports	10	10.00
Staff Training/Foundations	96%	82%	5	4.10
Staff Safety Checks	87%	82%	5	4.10
<b>Safety Sub-Total</b>			<b>20</b>	<b>18.20</b>
<b>CCI Permanency Outcomes</b>				
Placement Stability	89%	50%	15	7.50
<b>Permanency Sub-Total</b>			<b>15</b>	<b>7.50</b>
<b>CCI Well-Being Outcomes</b>				
EPSDT Medical Visits	92%	100%	4	4.00
EPSDT Dental Visits	85%	100%	4	4.00
Academic Supports	74%	22%	3	0.66
Provider ECEM Visits	76%	0%	7	0.00
Provider General Contacts	76%	0%	7	0.00
Placements with Siblings	38%	Not Eligible	Not Scored	Not Scored
Placements within Legal County	14%	40%	Not Scored	Not Scored
<b>Well-Being Sub-Total</b>			<b>25</b>	<b>8.66</b>
*Performance calculation descriptions can be found in the FY 2019 RBWO PBP Measurements and Standards Guide.				

<b>Monitoring &amp; Outcomes: Possible Points = 100</b>		<b>Points Earned = 63.32</b>	
<b>Score Before Incentives Credit</b>			<b>63.32%</b>
<b>Incentives Awarded</b>			<b>8.00 pts</b>
<b>PBP Verification</b>			<b>N/A pts</b>
<b>Total Score</b>			<b>71.32%</b>



DHS, DFCS, Office of Provider Management  
**Performance-Based Placement Measures**  
**RBWO Provider GA+SCORECARD - CCI**  
Report Quarter: Q1 FY2020



**Provider/Program Name: Turning Point Homes - Turning Point Cottage (833) - CCI**

Program Census Information:		# Children in Care During Quarter: 10	# Placements During Quarter: 10	# Children in Care On Last Day: 3
CCI Incentive Credits	Avg Performance All CCIs (Points)	Provider Performance (%)*	Possible Points (Weight)	Provider Points Earned
Early EPSDT Medical Visits		100%	2	2.00
Early EPSDT Dental Visits		100%	2	2.00
Permanency Contacts		0%	5	0.00
Additional Academic Supports		0%	2	0.00
HS Grad/GED/Prof or Trade Certificate/College		N/A	10/5/5/1	
EYSS Agreement		Not Eligible	5	
Community Connections		0%	4	0.00
Active Agency Accreditation		0%	4	0.00
Staff Clinical Licensure		0%	5	0.00
Behavior Management (threshold = 0)		100%	4	4.00
<b>Incentives Total</b>	<b>7.78</b>			<b>8.00</b>
Maximum total combined incentive credit allowed is 10 points.			<b>Incentives Awarded</b>	<b>8.00</b>

\*Performance calculation descriptions can be found in the FY 2019 RBWO PBP Measurements and Standards Guide.

**Child Protective Services Investigations and Dispositions**

The following investigations data, which is not used for scoring but is considered significant to a provider's performance, is from Georgia SHINES and is not considered final or complete until the end of the fiscal year.

Total Reports:	0
Number Screened In:	0
Number Screened Out:	0
Number Substantiated:	0
Number Unsubstantiated:	0
Number Active CPS Investigations:	0



# Performance-Based Placement Measures

## RBWO Provider GA+SCORECARD - CCI

Report Quarter: Q1 FY2020

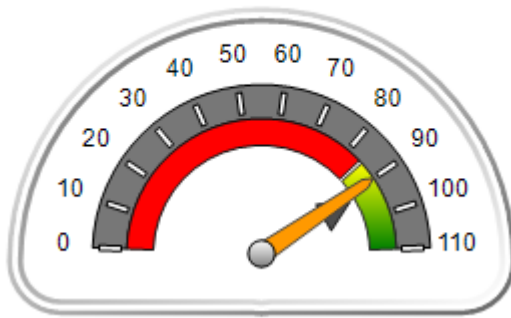
**Provider/Program Name: Twin Cedars Youth Services - (dba Georgia Industrial Children's Home) (4340) - CCI**

4690 N. Mumford Rd., Macon, GA 31204	Quarterly Scores (Grades)		Current Quarter Score (Grade)
Phone: 478-474-8220	Q1: 90.02 (A-)	Q2: N/A	<b>90.02%</b> <b>(A-)</b>
Vendor ID# 78675	Q3: N/A	Q4: N/A	
Program Census Information:	# Children in Care During Quarter: 45	# Placements During Quarter: 45	# Children in Care On Last Day: 27

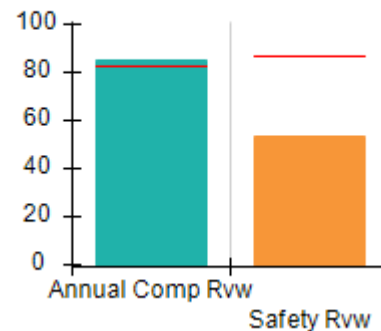
### Quarterly Provider Comparisons to All CCIs

indicates average for all CCIs

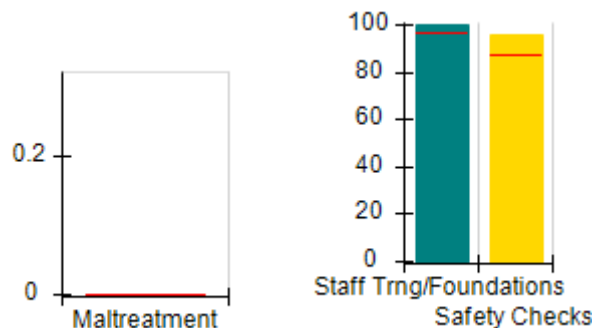
Overall Score (%)



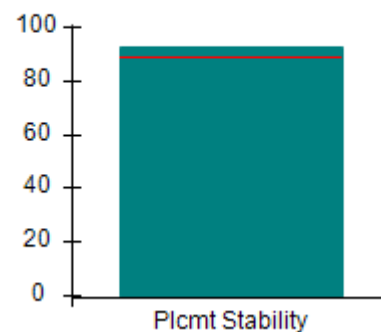
OPM Monitoring Reviews (%)



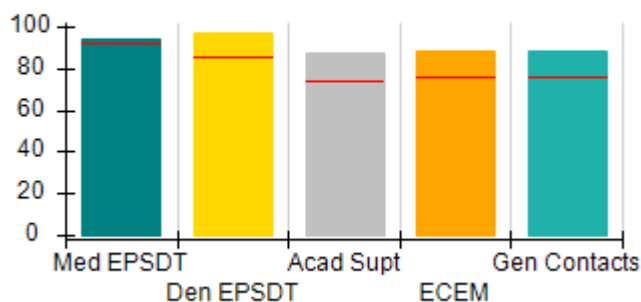
Safety Outcomes (%)



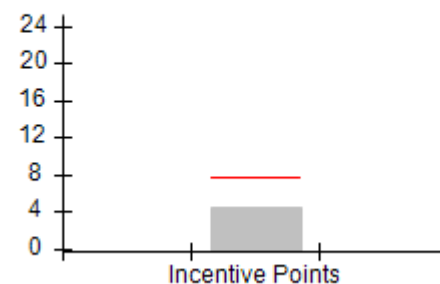
Permanency Outcomes (%)



Well-Being Outcomes (%)



Incentives Earned (Points)





**Performance-Based Placement Measures**  
**RBWO Provider GA+SCORECARD - CCI**

Report Quarter: Q1 FY2020

**Provider/Program Name: Twin Cedars Youth Services - (dba Georgia Industrial Children's Home) (4340) - CCI**

4690 N. Mumford Rd., Macon, GA 31204	Quarterly Scores (Grades)		Current Quarter Score (Grade)
Phone: 478-474-8220	Q1: 90.02 (A-)	Q2: N/A	<b>90.02% (A-)</b>
Vendor ID# 78675	Q3: N/A	Q4: N/A	

Program Census Information:	# Children in Care During Quarter: 45	# Placements During Quarter: 45	# Children in Care On Last Day: 27
-----------------------------	---------------------------------------	---------------------------------	------------------------------------

	Avg Performance All CCIs (%)	Provider Performance (%)*	Possible Points (Weight)	Provider Points Earned
--	------------------------------	---------------------------	--------------------------	------------------------

**OPM Monitoring Reviews**

Annual Comprehensive Reviews	83%	85%	25	21.26
Safety Reviews	86%	53%	15	8.00
<b>Monitoring Sub-Total</b>			<b>40</b>	<b>29.25</b>

**CCI Safety Outcomes**

Incidence of Maltreatment	0.00%	No Substantiated Reports	10	10.00
Staff Training/Foundations	96%	100%	5	5.00
Staff Safety Checks	87%	96%	5	4.80
<b>Safety Sub-Total</b>			<b>20</b>	<b>19.80</b>

**CCI Permanency Outcomes**

Placement Stability	89%	93%	15	13.95
<b>Permanency Sub-Total</b>			<b>15</b>	<b>13.95</b>

**CCI Well-Being Outcomes**

EPSDT Medical Visits	92%	94%	4	3.76
EPSDT Dental Visits	85%	97%	4	3.88
Academic Supports	74%	87%	3	2.61
Provider ECEM Visits	76%	88%	7	6.16
Provider General Contacts	76%	88%	7	6.16
Placements with Siblings	38%	33%	Not Scored	Not Scored
Placements within Legal County	14%	6%	Not Scored	Not Scored
<b>Well-Being Sub-Total</b>			<b>25</b>	<b>22.57</b>

\*Performance calculation descriptions can be found in the FY 2019 RBWO PBP Measurements and Standards Guide.

<b>Monitoring &amp; Outcomes: Possible Points = 100</b>	<b>Points Earned = 85.57</b>
<b>Score Before Incentives Credit</b>	<b>85.57%</b>
<b>Incentives Awarded</b>	<b>4.45 pts</b>
<b>PBP Verification</b>	<b>N/A pts</b>
<b>Total Score</b>	<b>90.02%</b>



**DHS, DFCS, Office of Provider Management**  
**Performance-Based Placement Measures**  
**RBWO Provider GA+SCORECARD - CCI**



**Report Quarter: Q1 FY2020**

**Provider/Program Name: Twin Cedars Youth Services - (dba Georgia Industrial Children's Home) (4340) - CCI**

Program Census Information:		# Children in Care During Quarter: 45	# Placements During Quarter: 45	# Children in Care On Last Day: 27
CCI Incentive Credits	Avg Performance All CCIs (Points)	Provider Performance (%)*	Possible Points (Weight)	Provider Points Earned
Early EPSDT Medical Visits		77%	2	1.54
Early EPSDT Dental Visits		88%	2	1.76
Permanency Contacts		3%	5	0.15
Additional Academic Supports		50%	2	1.00
HS Grad/GED/Prof or Trade Certificate/College		N/A	10/5/5/1	
EYSS Agreement		Not Eligible	5	
Community Connections		0%	4	0.00
Active Agency Accreditation		0%	4	0.00
Staff Clinical Licensure		0%	5	0.00
Behavior Management (threshold = 0)		0%	4	0.00
<b>Incentives Total</b>	<b>7.78</b>			<b>4.45</b>
Maximum total combined incentive credit allowed is 10 points.			<b>Incentives Awarded</b>	<b>4.45</b>

\*Performance calculation descriptions can be found in the FY 2019 RBWO PBP Measurements and Standards Guide.

### Child Protective Services Investigations and Dispositions

The following investigations data, which is not used for scoring but is considered significant to a provider's performance, is from Georgia SHINES and is not considered final or complete until the end of the fiscal year.

Total Reports:	0
Number Screened In:	0
Number Screened Out:	0
Number Substantiated:	0
Number Unsubstantiated:	0
Number Active CPS Investigations:	0



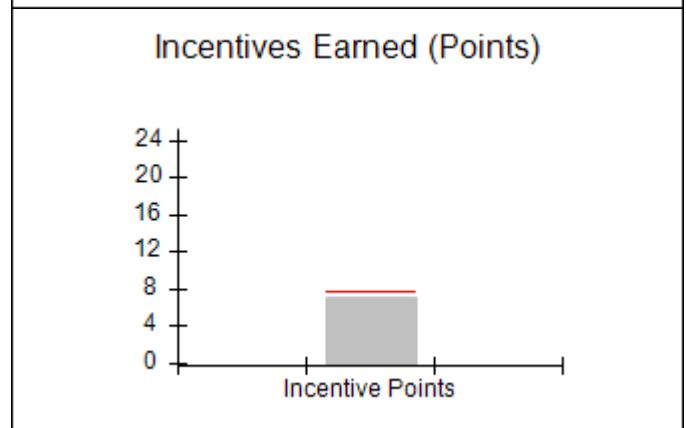
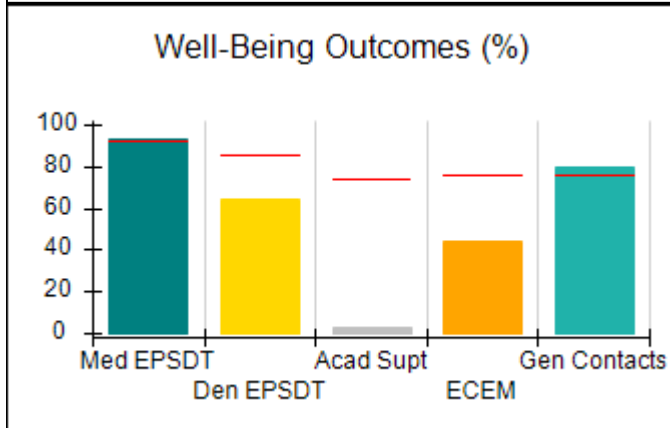
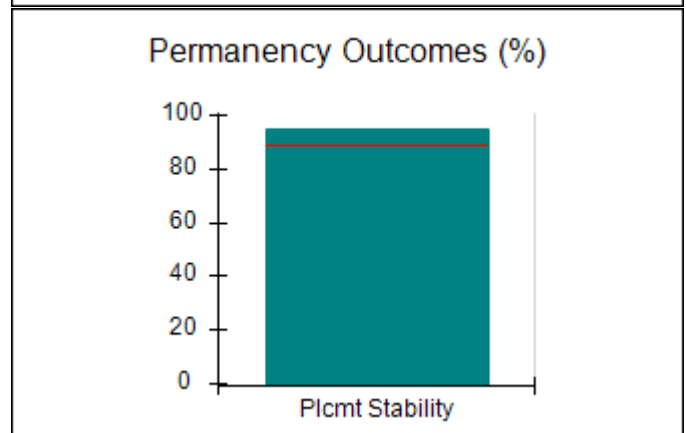
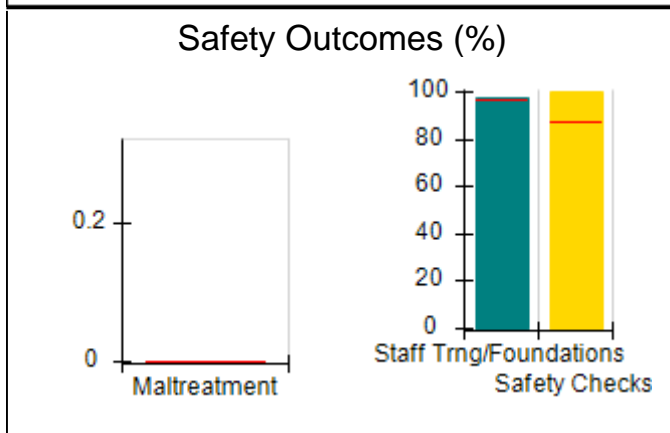
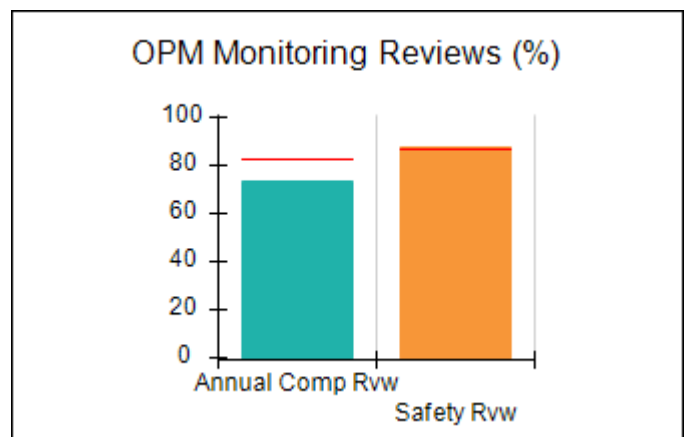
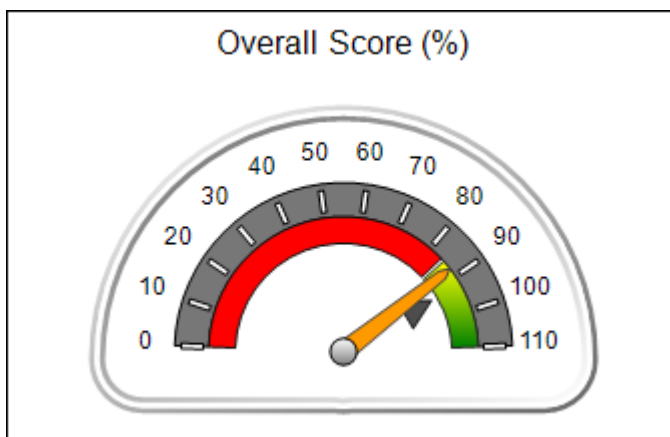
DHS, DFCS, Office of Provider Management  
**Performance-Based Placement Measures**  
**RBWO Provider GA+SCORECARD - CCI**



Report Quarter: Q1 FY2020

<b>Provider/Program Name: Twin Cedars Youth Services - Anne Elizabeth Shepherd (835) - CCI</b>			
751 Double Churches Rd., Columbus, GA 31904	Quarterly Scores (Grades)		Current Quarter Score (Grade)
Phone: 706-322-8984	Q1: 87.64 (B+)	Q2: N/A	<b>87.64%</b> <b>(B+)</b>
Vendor ID# 35615	Q3: N/A	Q4: N/A	
Program Census Information:	# Children in Care During Quarter: 20	# Placements During Quarter: 21	# Children in Care On Last Day: 15
<b>Quarterly Provider Comparisons to All CCIs</b>			

▼ — indicates average for all CCIs





DHS, DFCS, Office of Provider Management  
**Performance-Based Placement Measures**  
**RBWO Provider GA+SCORECARD - CCI**



Report Quarter: Q1 FY2020

**Provider/Program Name: Twin Cedars Youth Services - Anne Elizabeth Shepherd (835) - CCI**

751 Double Churches Rd., Columbus, GA 31904	Quarterly Scores (Grades)		Current Quarter Score (Grade)
Phone: 706-322-8984	Q1: 87.64 (B+)	Q2: N/A	<b>87.64% (B+)</b>
Vendor ID# 35615	Q3: N/A	Q4: N/A	

Program Census Information:	# Children in Care During Quarter: 20	# Placements During Quarter: 21	# Children in Care On Last Day: 15
-----------------------------	---------------------------------------	---------------------------------	------------------------------------

	Avg Performance All CCIs (%)	Provider Performance (%)*	Possible Points (Weight)	Provider Points Earned
--	------------------------------	---------------------------	--------------------------	------------------------

**OPM Monitoring Reviews**

Annual Comprehensive Reviews	83%	73%	25	18.36
Safety Reviews	86%	88%	15	13.13
<b>Monitoring Sub-Total</b>			<b>40</b>	<b>31.49</b>

**CCI Safety Outcomes**

Incidence of Maltreatment	0.00%	No Substantiated Reports	10	10.00
Staff Training/Foundations	96%	97%	5	4.85
Staff Safety Checks	87%	100%	5	5.00
<b>Safety Sub-Total</b>			<b>20</b>	<b>19.85</b>

**CCI Permanency Outcomes**

Placement Stability	89%	95%	15	14.25
<b>Permanency Sub-Total</b>			<b>15</b>	<b>14.25</b>

**CCI Well-Being Outcomes**

EPSDT Medical Visits	92%	93%	4	3.72
EPSDT Dental Visits	85%	64%	4	2.56
Academic Supports	74%	3%	3	0.09
Provider ECEM Visits	76%	44%	7	3.08
Provider General Contacts	76%	80%	7	5.60
Placements with Siblings	38%	0%	Not Scored	Not Scored
Placements within Legal County	14%	0%	Not Scored	Not Scored
<b>Well-Being Sub-Total</b>			<b>25</b>	<b>15.05</b>

\*Performance calculation descriptions can be found in the FY 2019 RBWO PBP Measurements and Standards Guide.

<b>Monitoring &amp; Outcomes: Possible Points = 100</b>	<b>Points Earned = 80.64</b>
<b>Score Before Incentives Credit</b>	<b>80.64%</b>
<b>Incentives Awarded</b>	<b>7.00 pts</b>
<b>PBP Verification</b>	<b>N/A pts</b>
<b>Total Score</b>	<b>87.64%</b>





**DHS, DFCS, Office of Provider Management**  
**Performance-Based Placement Measures**  
**RBWO Provider GA+SCORECARD - CCI**



**Report Quarter: Q1 FY2020**

**Provider/Program Name: Twin Cedars Youth Services - Anne Elizabeth Shepherd (835) - CCI**

Program Census Information:		# Children in Care During Quarter: 20	# Placements During Quarter: 21	# Children in Care On Last Day: 15
CCI Incentive Credits	Avg Performance All CCIs (Points)	Provider Performance (%)*	Possible Points (Weight)	Provider Points Earned
Early EPSDT Medical Visits		50%	2	1.00
Early EPSDT Dental Visits		0%	2	0.00
Permanency Contacts		0%	5	0.00
Additional Academic Supports		0%	2	0.00
HS Grad/GED/Prof or Trade Certificate/College		N/A	10/5/5/1	
EYSS Agreement		Not Eligible	5	
Community Connections		0%	4	0.00
Active Agency Accreditation		50%	4	2.00
Staff Clinical Licensure		0%	5	0.00
Behavior Management (threshold = 0)		100%	4	4.00
<b>Incentives Total</b>	<b>7.78</b>			<b>7.00</b>
Maximum total combined incentive credit allowed is 10 points.			<b>Incentives Awarded</b>	<b>7.00</b>

\*Performance calculation descriptions can be found in the FY 2019 RBWO PBP Measurements and Standards Guide.

**Child Protective Services Investigations and Dispositions**

The following investigations data, which is not used for scoring but is considered significant to a provider's performance, is from Georgia SHINES and is not considered final or complete until the end of the fiscal year.

Total Reports:	0
Number Screened In:	0
Number Screened Out:	0
Number Substantiated:	0
Number Unsubstantiated:	0
Number Active CPS Investigations:	0



DHS, DFCS, Office of Provider Management  
**Performance-Based Placement Measures**  
**RBWO Provider GA+SCORECARD - CCI**  
Report Quarter: Q1 FY2020



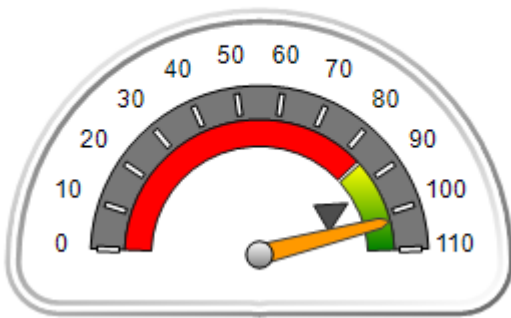
**Provider/Program Name: Twin Cedars Youth Services - Bradfield Center (846) - CCI**

1022 East Depot St., LaGrange, GA 30240	Quarterly Scores (Grades)		Current Quarter Score (Grade)
Phone: 706-884-1717	Q1: 102.19 (A+)	Q2: N/A	<b>102.19%</b> <b>(A+)</b>
Vendor ID# 35610	Q3: N/A	Q4: N/A	
Program Census Information:	# Children in Care During Quarter: 10	# Placements During Quarter: 10	# Children in Care On Last Day: 8

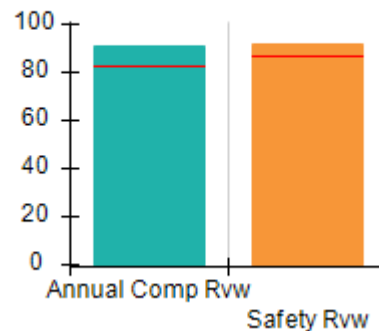
**Quarterly Provider Comparisons to All CCIs**

▼ — indicates average for all CCIs

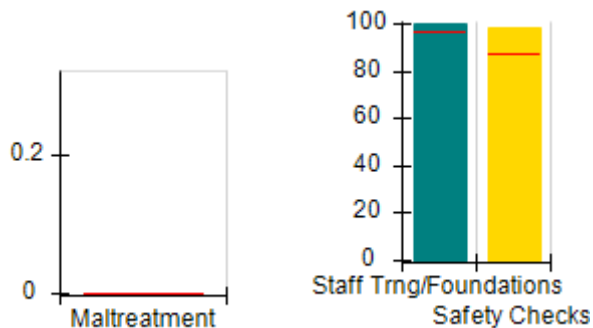
Overall Score (%)



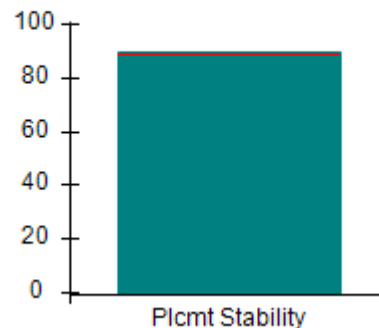
OPM Monitoring Reviews (%)



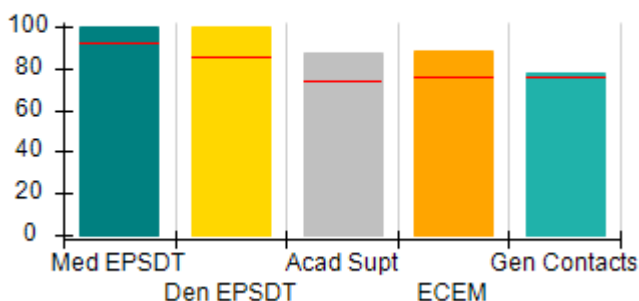
Safety Outcomes (%)



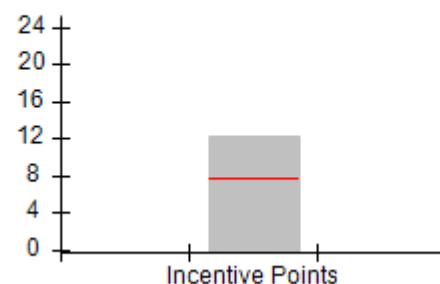
Permanency Outcomes (%)



Well-Being Outcomes (%)



Incentives Earned (Points)





# Performance-Based Placement Measures

## RBWO Provider GA+SCORECARD - CCI

Report Quarter: Q1 FY2020

<b>Provider/Program Name: Twin Cedars Youth Services - Bradfield Center (846) - CCI</b>				
<b>1022 East Depot St., LaGrange, GA 30240</b>		<b>Quarterly Scores (Grades)</b>		<b>Current Quarter Score (Grade)</b>
<b>Phone: 706-884-1717</b>		<b>Q1: 102.19 (A+)</b>	<b>Q2: N/A</b>	<b>102.19% (A+)</b>
<b>Vendor ID# 35610</b>		<b>Q3: N/A</b>	<b>Q4: N/A</b>	
Program Census Information:		# Children in Care During Quarter: 10	# Placements During Quarter: 10	# Children in Care On Last Day: 8
	<b>Avg Performance All CCIs (%)</b>	<b>Provider Performance (%)*</b>	<b>Possible Points (Weight)</b>	<b>Provider Points Earned</b>
<b>OPM Monitoring Reviews</b>				
Annual Comprehensive Reviews	83%	91%	25	22.81
Safety Reviews	86%	92%	15	13.75
<b>Monitoring Sub-Total</b>			<b>40</b>	<b>36.56</b>
<b>CCI Safety Outcomes</b>				
Incidence of Maltreatment	0.00%	No Substantiated Reports	10	10.00
Staff Training/Foundations	96%	100%	5	5.00
Staff Safety Checks	87%	98%	5	4.90
<b>Safety Sub-Total</b>			<b>20</b>	<b>19.90</b>
<b>CCI Permanency Outcomes</b>				
Placement Stability	89%	90%	15	13.50
<b>Permanency Sub-Total</b>			<b>15</b>	<b>13.50</b>
<b>CCI Well-Being Outcomes</b>				
EPSDT Medical Visits	92%	100%	4	4.00
EPSDT Dental Visits	85%	100%	4	4.00
Academic Supports	74%	87%	3	2.61
Provider ECEM Visits	76%	88%	7	6.16
Provider General Contacts	76%	78%	7	5.46
Placements with Siblings	38%	0%	Not Scored	Not Scored
Placements within Legal County	14%	0%	Not Scored	Not Scored
<b>Well-Being Sub-Total</b>			<b>25</b>	<b>22.23</b>
*Performance calculation descriptions can be found in the FY 2019 RBWO PBP Measurements and Standards Guide.				

<b>Monitoring &amp; Outcomes: Possible Points = 100</b>		<b>Points Earned = 92.19</b>	
<b>Score Before Incentives Credit</b>			<b>92.19%</b>
<b>Incentives Awarded</b>			<b>10.00 pts</b>
<b>PBP Verification</b>			<b>N/A pts</b>
<b>Total Score</b>			<b>102.19%</b>



**DHS, DFCS, Office of Provider Management**  
**Performance-Based Placement Measures**  
**RBWO Provider GA+SCORECARD - CCI**  
**Report Quarter: Q1 FY2020**



**Provider/Program Name: Twin Cedars Youth Services - Bradfield Center (846) - CCI**

Program Census Information:		# Children in Care During Quarter: 10	# Placements During Quarter: 10	# Children in Care On Last Day: 8
CCI Incentive Credits	Avg Performance All CCIs (Points)	Provider Performance (%)*	Possible Points (Weight)	Provider Points Earned
Early EPSDT Medical Visits		100%	2	2.00
Early EPSDT Dental Visits		100%	2	2.00
Permanency Contacts		None Planned	5	
Additional Academic Supports		9%	2	0.18
HS Grad/GED/Prof or Trade Certificate/College		N/A	10/5/5/1	
EYSS Agreement		Not Eligible	5	
Community Connections		0%	4	0.00
Active Agency Accreditation		100%	4	4.00
Staff Clinical Licensure		0%	5	0.00
Behavior Management (threshold = 0)		100%	4	4.00
<b>Incentives Total</b>	<b>7.78</b>			<b>12.18</b>
Maximum total combined incentive credit allowed is 10 points.			<b>Incentives Awarded</b>	<b>10.00</b>

\*Performance calculation descriptions can be found in the FY 2019 RBWO PBP Measurements and Standards Guide.

**Child Protective Services Investigations and Dispositions**

The following investigations data, which is not used for scoring but is considered significant to a provider's performance, is from Georgia SHINES and is not considered final or complete until the end of the fiscal year.

Total Reports:	0
Number Screened In:	0
Number Screened Out:	0
Number Substantiated:	0
Number Unsubstantiated:	0
Number Active CPS Investigations:	0

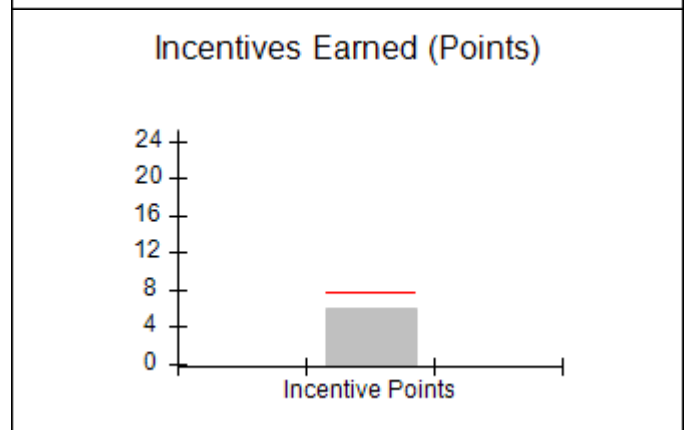
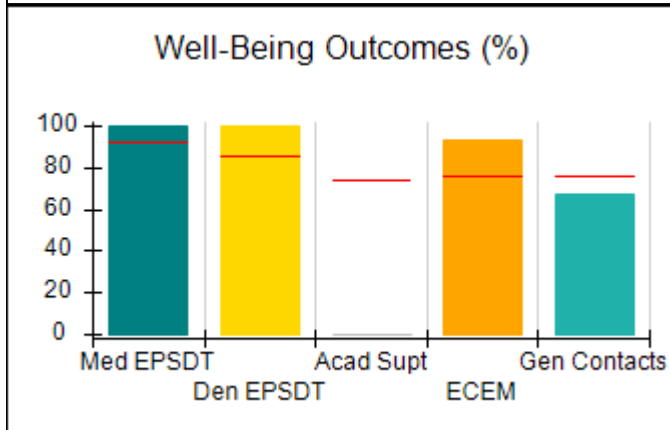
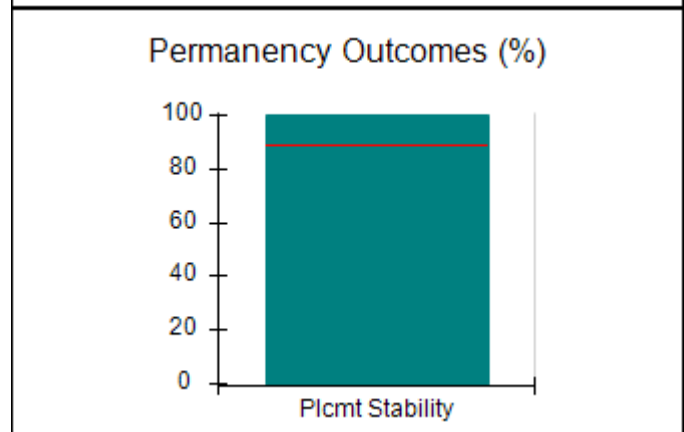
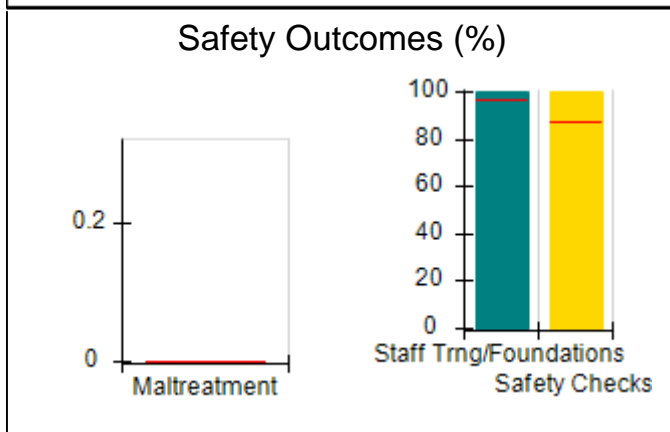
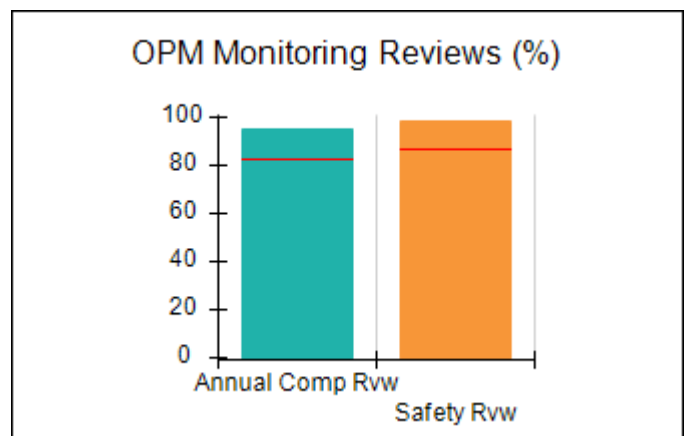
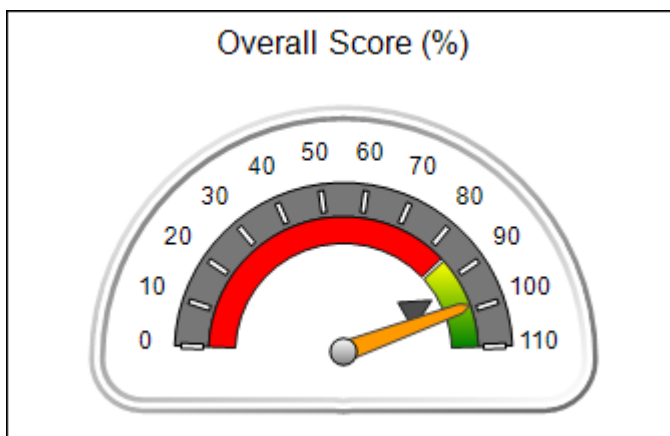


**DHS, DFCS, Office of Provider Management**  
**Performance-Based Placement Measures**  
**RBWO Provider GA+SCORECARD - CCI**  
**Report Quarter: Q1 FY2020**



<b>Provider/Program Name: Twin Cedars Youth Services - Connections (837) - CCI</b>			
1055 E. Depot Street, LaGrange, GA 30240	Quarterly Scores (Grades)		Current Quarter Score (Grade)
Phone: 706-884-1717	Q1: 98.68 (A+)	Q2: N/A	<b>98.68%</b> <b>(A+)</b>
Vendor ID# 35609	Q3: N/A	Q4: N/A	
Program Census Information:	# Children in Care During Quarter: 6	# Placements During Quarter: 6	# Children in Care On Last Day: 3
<b>Quarterly Provider Comparisons to All CCIs</b>			

▼ — indicates average for all CCIs





DHS, DFCS, Office of Provider Management  
**Performance-Based Placement Measures**  
**RBWO Provider GA+SCORECARD - CCI**  
 Report Quarter: Q1 FY2020



<b>Provider/Program Name: Twin Cedars Youth Services - Connections (837) - CCI</b>				
1055 E. Depot Street, LaGrange, GA 30240		Quarterly Scores (Grades)		Current Quarter Score (Grade)
Phone: 706-884-1717		Q1: 98.68 (A+)	Q2: N/A	<b>98.68%</b> <b>(A+)</b>
Vendor ID# 35609		Q3: N/A	Q4: N/A	
Program Census Information:		# Children in Care During Quarter: 6	# Placements During Quarter: 6	# Children in Care On Last Day: 3
	Avg Performance All CCIs (%)	Provider Performance (%)*	Possible Points (Weight)	Provider Points Earned
<b>OPM Monitoring Reviews</b>				
Annual Comprehensive Reviews	83%	95%	25	23.73
Safety Reviews	86%	98%	15	14.75
<b>Monitoring Sub-Total</b>			<b>40</b>	<b>38.48</b>
<b>CCI Safety Outcomes</b>				
Incidence of Maltreatment	0.00%	No Substantiated Reports	10	10.00
Staff Training/Foundations	96%	100%	5	5.00
Staff Safety Checks	87%	100%	5	5.00
<b>Safety Sub-Total</b>			<b>20</b>	<b>20.00</b>
<b>CCI Permanency Outcomes</b>				
Placement Stability	89%	100%	15	15.00
<b>Permanency Sub-Total</b>			<b>15</b>	<b>15.00</b>
<b>CCI Well-Being Outcomes</b>				
EPSDT Medical Visits	92%	100%	4	4.00
EPSDT Dental Visits	85%	100%	4	4.00
Academic Supports	74%	0%	3	0.00
Provider ECEM Visits	76%	93%	7	6.51
Provider General Contacts	76%	67%	7	4.69
Placements with Siblings	38%	25%	Not Scored	Not Scored
Placements within Legal County	14%	Not Eligible	Not Scored	Not Scored
<b>Well-Being Sub-Total</b>			<b>25</b>	<b>19.20</b>
*Performance calculation descriptions can be found in the FY 2019 RBWO PBP Measurements and Standards Guide.				

<b>Monitoring &amp; Outcomes: Possible Points = 100</b>		<b>Points Earned = 92.68</b>	
<b>Score Before Incentives Credit</b>			<b>92.68%</b>
<b>Incentives Awarded</b>			<b>6.00 pts</b>
<b>PBP Verification</b>			<b>N/A pts</b>
<b>Total Score</b>			<b>98.68%</b>



DHS, DFCS, Office of Provider Management  
**Performance-Based Placement Measures**  
**RBWO Provider GA+SCORECARD - CCI**  
Report Quarter: Q1 FY2020



**Provider/Program Name: Twin Cedars Youth Services - Connections (837) - CCI**

Program Census Information:		# Children in Care During Quarter: 6	# Placements During Quarter: 6	# Children in Care On Last Day: 3
CCI Incentive Credits	Avg Performance All CCIs (Points)	Provider Performance (%)*	Possible Points (Weight)	Provider Points Earned
Early EPSDT Medical Visits		Not Eligible	2	
Early EPSDT Dental Visits		Not Eligible	2	
Permanency Contacts		None Planned	5	
Additional Academic Supports		0%	2	0.00
HS Grad/GED/Prof or Trade Certificate/College		N/A	10/5/5/1	
EYSS Agreement		Not Eligible	5	
Community Connections		0%	4	0.00
Active Agency Accreditation		50%	4	2.00
Staff Clinical Licensure		0%	5	0.00
Behavior Management (threshold = 0)		100%	4	4.00
<b>Incentives Total</b>	<b>7.78</b>			<b>6.00</b>
Maximum total combined incentive credit allowed is 10 points.			<b>Incentives Awarded</b>	<b>6.00</b>

\*Performance calculation descriptions can be found in the FY 2019 RBWO PBP Measurements and Standards Guide.

**Child Protective Services Investigations and Dispositions**

The following investigations data, which is not used for scoring but is considered significant to a provider's performance, is from Georgia SHINES and is not considered final or complete until the end of the fiscal year.

Total Reports:	0
Number Screened In:	0
Number Screened Out:	0
Number Substantiated:	0
Number Unsubstantiated:	0
Number Active CPS Investigations:	0

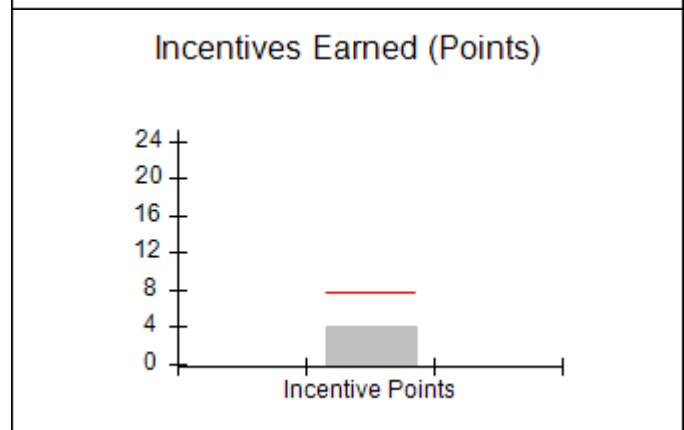
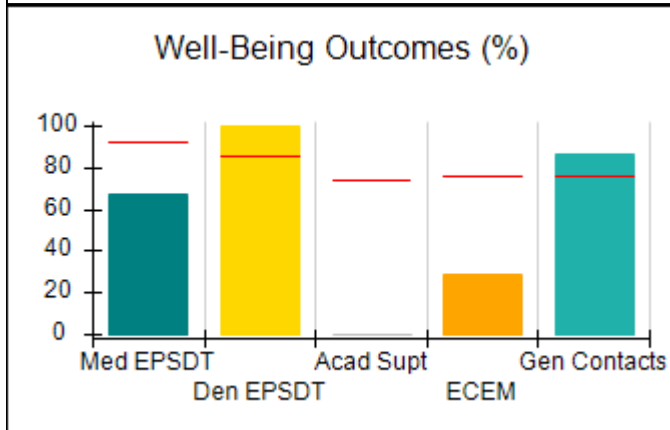
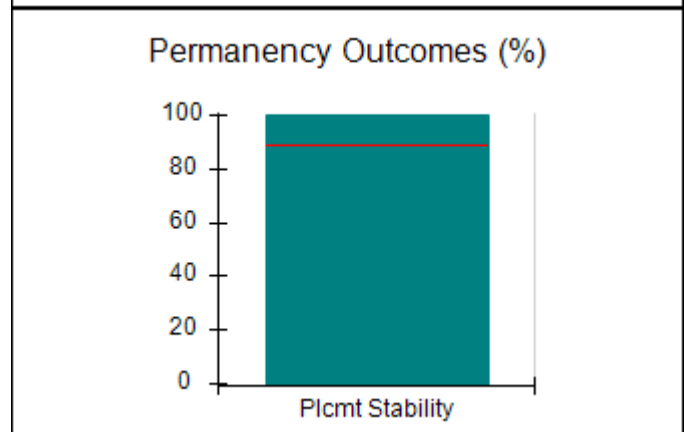
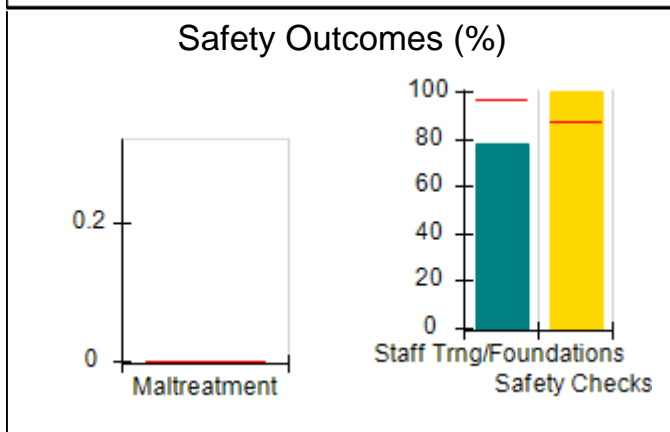
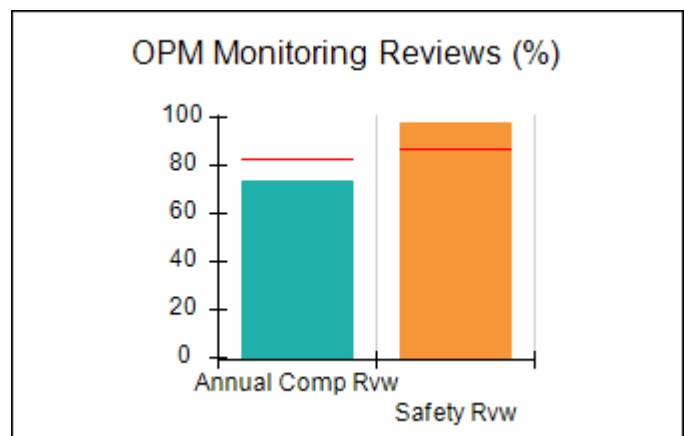
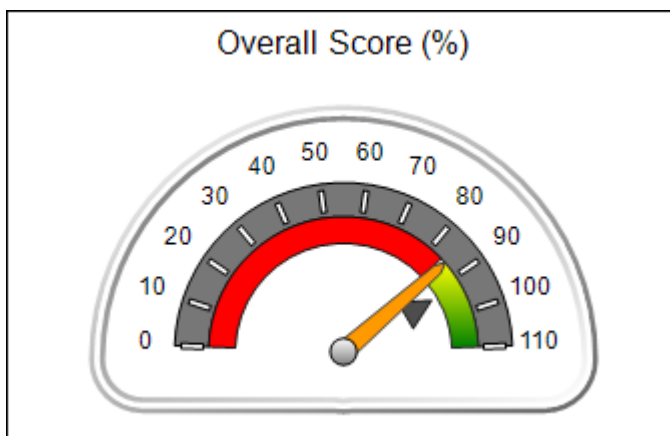


**DHS, DFCS, Office of Provider Management**  
**Performance-Based Placement Measures**  
**RBWO Provider GA+SCORECARD - CCI**  
**Report Quarter: Q1 FY2020**



<b>Provider/Program Name: Twin Cedars Youth Services - Reality House (841) - CCI</b>			
<b>907 Double Churches Rd., Columbus, GA 31904</b>	<b>Quarterly Scores (Grades)</b>		<b>Current Quarter Score (Grade)</b>
<b>Phone: 706-322-8984</b>	<b>Q1: 85.54 (B)</b>	<b>Q2: N/A</b>	<b>85.54% (B)</b>
<b>Vendor ID# 35621</b>	<b>Q3: N/A</b>	<b>Q4: N/A</b>	
<b>Program Census Information:</b>	<b># Children in Care During Quarter: 4</b>	<b># Placements During Quarter: 4</b>	<b># Children in Care On Last Day: 2</b>
<b>Quarterly Provider Comparisons to All CCIs</b>			

▼ — indicates average for all CCIs







DHS, DFCS, Office of Provider Management  
**Performance-Based Placement Measures**  
**RBWO Provider GA+SCORECARD - CCI**  
 Report Quarter: Q1 FY2020



<b>Provider/Program Name: Twin Cedars Youth Services - Reality House (841) - CCI</b>				
<b>907 Double Churches Rd., Columbus, GA 31904</b>		<b>Quarterly Scores (Grades)</b>		<b>Current Quarter Score (Grade)</b>
<b>Phone: 706-322-8984</b>		<b>Q1: 85.54 (B)</b>	<b>Q2: N/A</b>	<b>85.54% (B)</b>
<b>Vendor ID# 35621</b>		<b>Q3: N/A</b>	<b>Q4: N/A</b>	
Program Census Information:		# Children in Care During Quarter: 4	# Placements During Quarter: 4	# Children in Care On Last Day: 2
	<b>Avg Performance All CCIs (%)</b>	<b>Provider Performance (%)*</b>	<b>Possible Points (Weight)</b>	<b>Provider Points Earned</b>
<b>OPM Monitoring Reviews</b>				
Annual Comprehensive Reviews	83%	73%	25	18.29
Safety Reviews	86%	98%	15	14.63
<b>Monitoring Sub-Total</b>			<b>40</b>	<b>32.91</b>
<b>CCI Safety Outcomes</b>				
Incidence of Maltreatment	0.00%	No Substantiated Reports	10	10.00
Staff Training/Foundations	96%	78%	5	3.90
Staff Safety Checks	87%	100%	5	5.00
<b>Safety Sub-Total</b>			<b>20</b>	<b>18.90</b>
<b>CCI Permanency Outcomes</b>				
Placement Stability	89%	100%	15	15.00
<b>Permanency Sub-Total</b>			<b>15</b>	<b>15.00</b>
<b>CCI Well-Being Outcomes</b>				
EPSDT Medical Visits	92%	67%	4	2.68
EPSDT Dental Visits	85%	100%	4	4.00
Academic Supports	74%	0%	3	0.00
Provider ECEM Visits	76%	29%	7	2.03
Provider General Contacts	76%	86%	7	6.02
Placements with Siblings	38%	Not Eligible	Not Scored	Not Scored
Placements within Legal County	14%	0%	Not Scored	Not Scored
<b>Well-Being Sub-Total</b>			<b>25</b>	<b>14.73</b>
*Performance calculation descriptions can be found in the FY 2019 RBWO PBP Measurements and Standards Guide.				

<b>Monitoring &amp; Outcomes: Possible Points = 100</b>		<b>Points Earned = 81.54</b>	
<b>Score Before Incentives Credit</b>			<b>81.54%</b>
<b>Incentives Awarded</b>			<b>4.00 pts</b>
<b>PBP Verification</b>			<b>N/A pts</b>
<b>Total Score</b>			<b>85.54%</b>



DHS, DFCS, Office of Provider Management  
**Performance-Based Placement Measures**  
**RBWO Provider GA+SCORECARD - CCI**  
Report Quarter: Q1 FY2020



**Provider/Program Name: Twin Cedars Youth Services - Reality House (841) - CCI**

Program Census Information:		# Children in Care During Quarter: 4	# Placements During Quarter: 4	# Children in Care On Last Day: 2
CCI Incentive Credits	Avg Performance All CCIs (Points)	Provider Performance (%)*	Possible Points (Weight)	Provider Points Earned
Early EPSDT Medical Visits		0%	2	0.00
Early EPSDT Dental Visits		Not Eligible	2	
Permanency Contacts		0%	5	0.00
Additional Academic Supports		0%	2	0.00
HS Grad/GED/Prof or Trade Certificate/College		N/A	10/5/5/1	
EYSS Agreement		Not Eligible	5	
Community Connections		0%	4	0.00
Active Agency Accreditation		0%	4	0.00
Staff Clinical Licensure		0%	5	0.00
Behavior Management (threshold = 0)		100%	4	4.00
<b>Incentives Total</b>	<b>7.78</b>			<b>4.00</b>
Maximum total combined incentive credit allowed is 10 points.			<b>Incentives Awarded</b>	<b>4.00</b>

\*Performance calculation descriptions can be found in the FY 2019 RBWO PBP Measurements and Standards Guide.

**Child Protective Services Investigations and Dispositions**

The following investigations data, which is not used for scoring but is considered significant to a provider's performance, is from Georgia SHINES and is not considered final or complete until the end of the fiscal year.

Total Reports:	0
Number Screened In:	0
Number Screened Out:	0
Number Substantiated:	0
Number Unsubstantiated:	0
Number Active CPS Investigations:	0



DHS, DFCS, Office of Provider Management

## Performance-Based Placement Measures

### RBWO Provider GA+SCORECARD - CCI



Report Quarter: Q1 FY2020

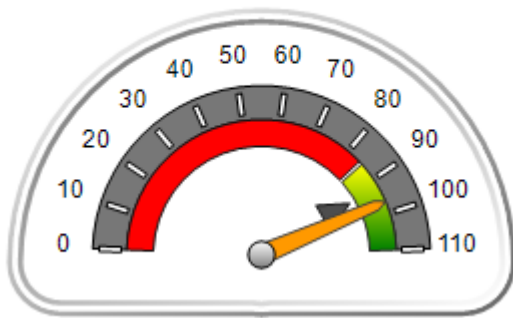
**Provider/Program Name: Vanessa's Place - (5162) - CCI**

655 Post Road Drive, Stone Mountain, GA 30088	Quarterly Scores (Grades)		Current Quarter Score (Grade)
Phone: 404-234-8512	Q1: 96.80 (A)	Q2: N/A	96.80% (A)
Vendor ID# 46470	Q3: N/A	Q4: N/A	
Program Census Information:	# Children in Care During Quarter: 5	# Placements During Quarter: 5	# Children in Care On Last Day: 4

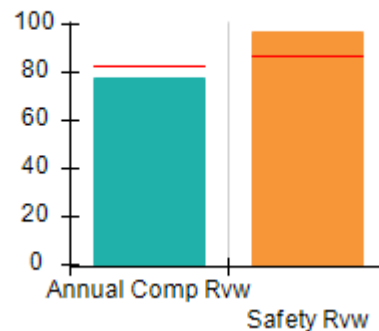
### Quarterly Provider Comparisons to All CCIs

▼ — indicates average for all CCIs

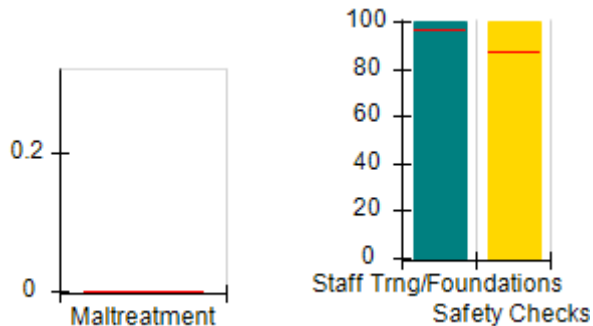
Overall Score (%)



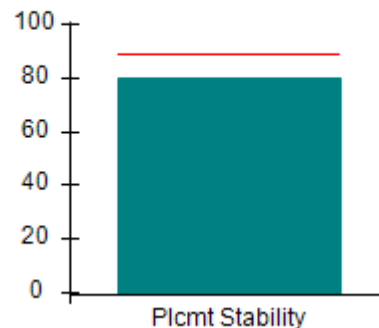
OPM Monitoring Reviews (%)



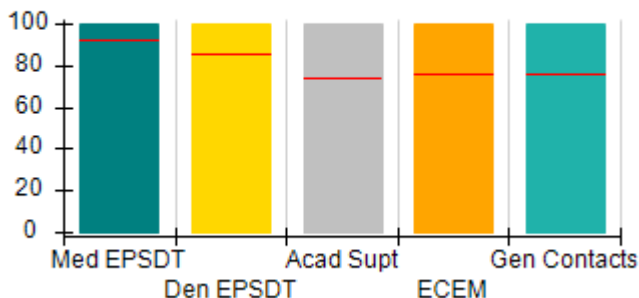
Safety Outcomes (%)



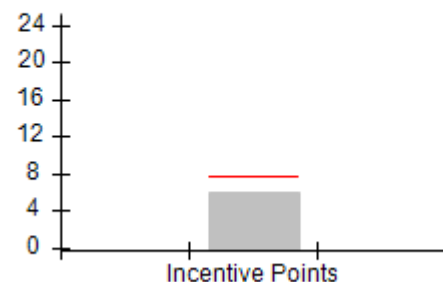
Permanency Outcomes (%)



Well-Being Outcomes (%)



Incentives Earned (Points)





DHS, DFCS, Office of Provider Management  
**Performance-Based Placement Measures**  
**RBWO Provider GA+SCORECARD - CCI**  
 Report Quarter: Q1 FY2020



<b>Provider/Program Name: Vanessa's Place - (5162) - CCI</b>				
655 Post Road Drive, Stone Mountain, GA 30088		Quarterly Scores (Grades)		Current Quarter Score (Grade)
Phone: 404-234-8512		Q1: 96.80 (A)	Q2: N/A	<b>96.80%</b> <b>(A)</b>
Vendor ID# 46470		Q3: N/A	Q4: N/A	
Program Census Information:		# Children in Care During Quarter: 5	# Placements During Quarter: 5	# Children in Care On Last Day: 4
	Avg Performance All CCIs (%)	Provider Performance (%)*	Possible Points (Weight)	Provider Points Earned
<b>OPM Monitoring Reviews</b>				
Annual Comprehensive Reviews	83%	77%	25	19.30
Safety Reviews	86%	97%	15	14.50
<b>Monitoring Sub-Total</b>			<b>40</b>	<b>33.80</b>
<b>CCI Safety Outcomes</b>				
Incidence of Maltreatment	0.00%	No Substantiated Reports	10	10.00
Staff Training/Foundations	96%	100%	5	5.00
Staff Safety Checks	87%	100%	5	5.00
<b>Safety Sub-Total</b>			<b>20</b>	<b>20.00</b>
<b>CCI Permanency Outcomes</b>				
Placement Stability	89%	80%	15	12.00
<b>Permanency Sub-Total</b>			<b>15</b>	<b>12.00</b>
<b>CCI Well-Being Outcomes</b>				
EPSDT Medical Visits	92%	100%	4	4.00
EPSDT Dental Visits	85%	100%	4	4.00
Academic Supports	74%	100%	3	3.00
Provider ECEM Visits	76%	100%	7	7.00
Provider General Contacts	76%	100%	7	7.00
Placements with Siblings	38%	0%	Not Scored	Not Scored
Placements within Legal County	14%	Not Eligible	Not Scored	Not Scored
<b>Well-Being Sub-Total</b>			<b>25</b>	<b>25.00</b>
*Performance calculation descriptions can be found in the FY 2019 RBWO PBP Measurements and Standards Guide.				

<b>Monitoring &amp; Outcomes: Possible Points = 100</b>		<b>Points Earned = 90.80</b>	
<b>Score Before Incentives Credit</b>			<b>90.80%</b>
<b>Incentives Awarded</b>			<b>6.00 pts</b>
<b>PBP Verification</b>			<b>N/A pts</b>
<b>Total Score</b>			<b>96.80%</b>



**DHS, DFCS, Office of Provider Management**  
**Performance-Based Placement Measures**  
**RBWO Provider GA+SCORECARD - CCI**  
**Report Quarter: Q1 FY2020**



**Provider/Program Name: Vanessa's Place - (5162) - CCI**

Program Census Information:		# Children in Care During Quarter: 5	# Placements During Quarter: 5	# Children in Care On Last Day: 4
CCI Incentive Credits	Avg Performance All CCIs (Points)	Provider Performance (%)*	Possible Points (Weight)	Provider Points Earned
Early EPSDT Medical Visits		Not Eligible	2	
Early EPSDT Dental Visits		100%	2	2.00
Permanency Contacts		None Planned	5	
Additional Academic Supports		0%	2	0.00
HS Grad/GED/Prof or Trade Certificate/College		N/A	10/5/5/1	
EYSS Agreement		Not Eligible	5	
Community Connections		0%	4	0.00
Active Agency Accreditation		0%	4	0.00
Staff Clinical Licensure		0%	5	0.00
Behavior Management (threshold = 0)		100%	4	4.00
<b>Incentives Total</b>	<b>7.78</b>			<b>6.00</b>
Maximum total combined incentive credit allowed is 10 points.			<b>Incentives Awarded</b>	<b>6.00</b>

\*Performance calculation descriptions can be found in the FY 2019 RBWO PBP Measurements and Standards Guide.

**Child Protective Services Investigations and Dispositions**

The following investigations data, which is not used for scoring but is considered significant to a provider's performance, is from Georgia SHINES and is not considered final or complete until the end of the fiscal year.

Total Reports:	0
Number Screened In:	0
Number Screened Out:	0
Number Substantiated:	0
Number Unsubstantiated:	0
Number Active CPS Investigations:	0



DHS, DFCS, Office of Provider Management  
**Performance-Based Placement Measures**  
**RBWO Provider GA+SCORECARD - CCI**  
Report Quarter: Q1 FY2020



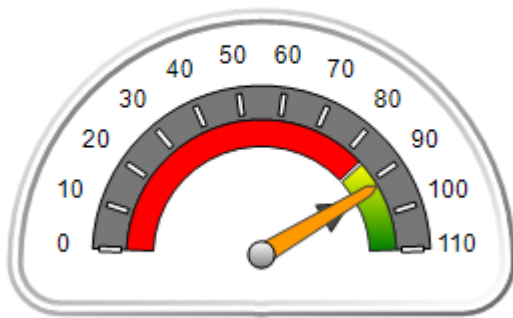
**Provider/Program Name: Vashti Center, The - (852) - CCI**

1815 E. Clay St., Thomasville, GA 31792	Quarterly Scores (Grades)		Current Quarter Score (Grade)
Phone: 229-226-4634	Q1: 92.03 (A-)	Q2: N/A	92.03% (A-)
Vendor ID# 35629	Q3: N/A	Q4: N/A	
Program Census Information:	# Children in Care During Quarter: 28	# Placements During Quarter: 29	# Children in Care On Last Day: 20

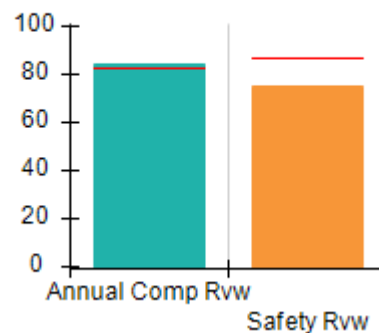
**Quarterly Provider Comparisons to All CCIs**

▼ — indicates average for all CCIs

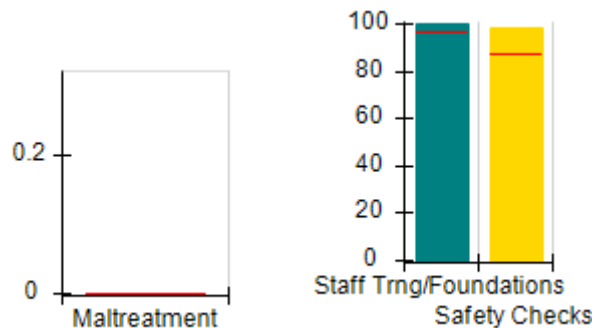
Overall Score (%)



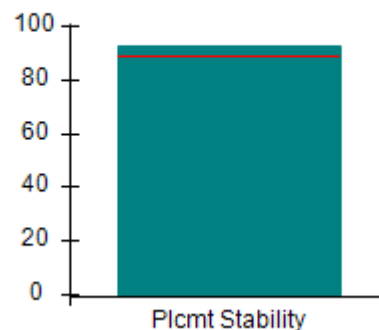
OPM Monitoring Reviews (%)



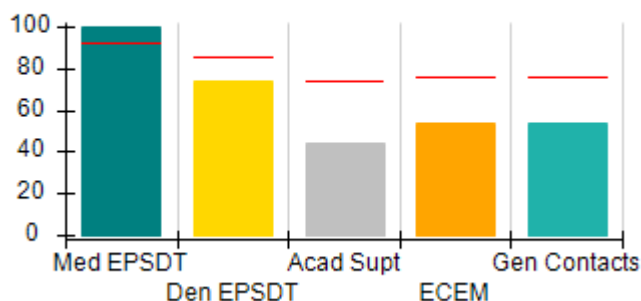
Safety Outcomes (%)



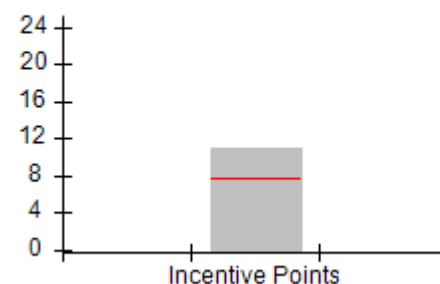
Permanency Outcomes (%)



Well-Being Outcomes (%)



Incentives Earned (Points)





DHS, DFCS, Office of Provider Management  
**Performance-Based Placement Measures**  
**RBWO Provider GA+SCORECARD - CCI**  
 Report Quarter: Q1 FY2020



<b>Provider/Program Name: Vashti Center, The - (852) - CCI</b>				
1815 E. Clay St., Thomasville, GA 31792		Quarterly Scores (Grades)		Current Quarter Score (Grade)
Phone: 229-226-4634		Q1: 92.03 (A-)	Q2: N/A	<b>92.03%</b> <b>(A-)</b>
Vendor ID# 35629		Q3: N/A	Q4: N/A	
Program Census Information:		# Children in Care During Quarter: 28	# Placements During Quarter: 29	# Children in Care On Last Day: 20
	Avg Performance All CCIs (%)	Provider Performance (%)*	Possible Points (Weight)	Provider Points Earned
<b>OPM Monitoring Reviews</b>				
Annual Comprehensive Reviews	83%	84%	25	21.09
Safety Reviews	86%	75%	15	11.25
<b>Monitoring Sub-Total</b>			<b>40</b>	<b>32.34</b>
<b>CCI Safety Outcomes</b>				
Incidence of Maltreatment	0.00%	No Substantiated Reports	10	10.00
Staff Training/Foundations	96%	100%	5	5.00
Staff Safety Checks	87%	98%	5	4.90
<b>Safety Sub-Total</b>			<b>20</b>	<b>19.90</b>
<b>CCI Permanency Outcomes</b>				
Placement Stability	89%	93%	15	13.95
<b>Permanency Sub-Total</b>			<b>15</b>	<b>13.95</b>
<b>CCI Well-Being Outcomes</b>				
EPSDT Medical Visits	92%	100%	4	4.00
EPSDT Dental Visits	85%	74%	4	2.96
Academic Supports	74%	44%	3	1.32
Provider ECEM Visits	76%	54%	7	3.78
Provider General Contacts	76%	54%	7	3.78
Placements with Siblings	38%	25%	Not Scored	Not Scored
Placements within Legal County	14%	0%	Not Scored	Not Scored
<b>Well-Being Sub-Total</b>			<b>25</b>	<b>15.84</b>
*Performance calculation descriptions can be found in the FY 2019 RBWO PBP Measurements and Standards Guide.				

<b>Monitoring &amp; Outcomes: Possible Points = 100</b>		<b>Points Earned = 82.03</b>	
<b>Score Before Incentives Credit</b>			<b>82.03%</b>
<b>Incentives Awarded</b>			<b>10.00 pts</b>
<b>PBP Verification</b>			<b>N/A pts</b>
<b>Total Score</b>			<b>92.03%</b>



**DHS, DFCS, Office of Provider Management**  
**Performance-Based Placement Measures**  
**RBWO Provider GA+SCORECARD - CCI**  
**Report Quarter: Q1 FY2020**



**Provider/Program Name: Vashti Center, The - (852) - CCI**

Program Census Information:		# Children in Care During Quarter: 28	# Placements During Quarter: 29	# Children in Care On Last Day: 20
CCI Incentive Credits	Avg Performance All CCIs (Points)	Provider Performance (%)*	Possible Points (Weight)	Provider Points Earned
Early EPSDT Medical Visits		100%	2	2.00
Early EPSDT Dental Visits		42%	2	0.84
Permanency Contacts		0%	5	0.00
Additional Academic Supports		0%	2	0.00
HS Grad/GED/Prof or Trade Certificate/College		N/A	10/5/5/1	
EYSS Agreement		0%	5	0.00
Community Connections		0%	4	0.00
Active Agency Accreditation		100%	4	4.00
Staff Clinical Licensure		0%	5	0.00
Behavior Management (threshold = 0)		100%	4	4.00
<b>Incentives Total</b>	<b>7.78</b>			<b>10.84</b>
Maximum total combined incentive credit allowed is 10 points.			<b>Incentives Awarded</b>	<b>10.00</b>

\*Performance calculation descriptions can be found in the FY 2019 RBWO PBP Measurements and Standards Guide.

**Child Protective Services Investigations and Dispositions**

The following investigations data, which is not used for scoring but is considered significant to a provider's performance, is from Georgia SHINES and is not considered final or complete until the end of the fiscal year.

Total Reports:	0
Number Screened In:	0
Number Screened Out:	0
Number Substantiated:	0
Number Unsubstantiated:	0
Number Active CPS Investigations:	0





DHS, DFCS, Office of Provider Management

## Performance-Based Placement Measures

### RBWO Provider GA+SCORECARD - CCI

Report Quarter: Q1 FY2020



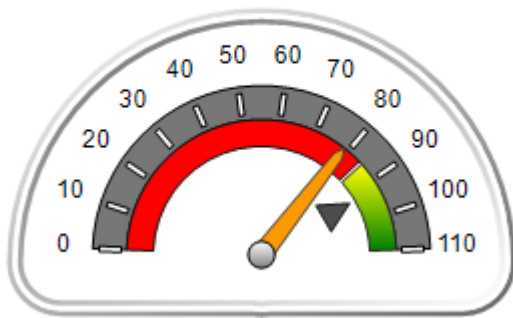
**Provider/Program Name: Visions of Hope for Boys - (978) - CCI**

3196 Bonway Drive, Decatur, GA 30032	Quarterly Scores (Grades)		Current Quarter Score (Grade)
Phone: 404-290-5828	Q1: 78.68 (C+)	Q2: N/A	<b>78.68%</b> <b>(C+)</b>
Vendor ID# 40239	Q3: N/A	Q4: N/A	
Program Census Information:	# Children in Care During Quarter: 5	# Placements During Quarter: 5	# Children in Care On Last Day: 3

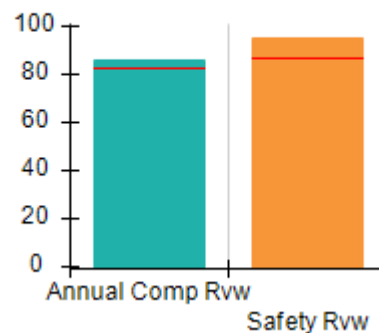
### Quarterly Provider Comparisons to All CCIs

▼ indicates average for all CCIs

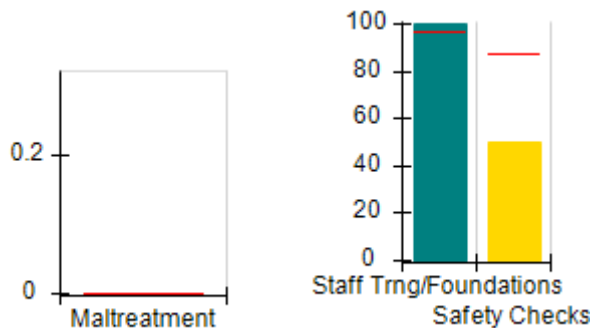
Overall Score (%)



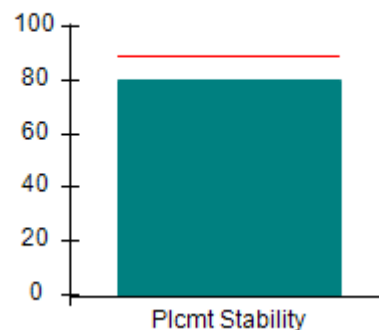
OPM Monitoring Reviews (%)



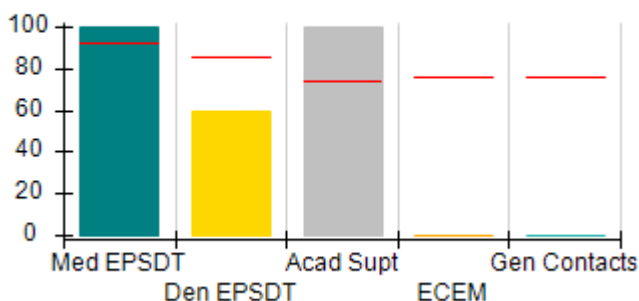
Safety Outcomes (%)



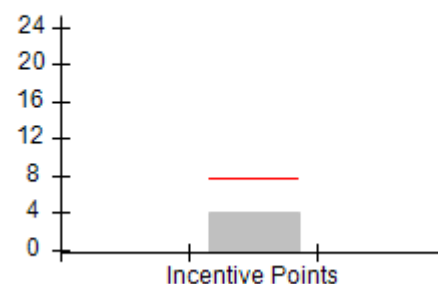
Permanency Outcomes (%)



Well-Being Outcomes (%)



Incentives Earned (Points)





DHS, DFCS, Office of Provider Management  
**Performance-Based Placement Measures**  
**RBWO Provider GA+SCORECARD - CCI**  
 Report Quarter: Q1 FY2020



<b>Provider/Program Name: Visions of Hope for Boys - (978) - CCI</b>				
3196 Bonway Drive, Decatur, GA 30032		Quarterly Scores (Grades)		Current Quarter Score (Grade)
Phone: 404-290-5828		Q1: 78.68 (C+)	Q2: N/A	<b>78.68%</b> <b>(C+)</b>
Vendor ID# 40239		Q3: N/A	Q4: N/A	
Program Census Information:		# Children in Care During Quarter: 5	# Placements During Quarter: 5	# Children in Care On Last Day: 3
	Avg Performance All CCIs (%)	Provider Performance (%)*	Possible Points (Weight)	Provider Points Earned
<b>OPM Monitoring Reviews</b>				
Annual Comprehensive Reviews	83%	86%	25	21.53
Safety Reviews	86%	95%	15	14.25
<b>Monitoring Sub-Total</b>			<b>40</b>	<b>35.78</b>
<b>CCI Safety Outcomes</b>				
Incidence of Maltreatment	0.00%	No Substantiated Reports	10	10.00
Staff Training/Foundations	96%	100%	5	5.00
Staff Safety Checks	87%	50%	5	2.50
<b>Safety Sub-Total</b>			<b>20</b>	<b>17.50</b>
<b>CCI Permanency Outcomes</b>				
Placement Stability	89%	80%	15	12.00
<b>Permanency Sub-Total</b>			<b>15</b>	<b>12.00</b>
<b>CCI Well-Being Outcomes</b>				
EPSDT Medical Visits	92%	100%	4	4.00
EPSDT Dental Visits	85%	60%	4	2.40
Academic Supports	74%	100%	3	3.00
Provider ECEM Visits	76%	0%	7	0.00
Provider General Contacts	76%	0%	7	0.00
Placements with Siblings	38%	Not Eligible	Not Scored	Not Scored
Placements within Legal County	14%	Not Eligible	Not Scored	Not Scored
<b>Well-Being Sub-Total</b>			<b>25</b>	<b>9.40</b>
*Performance calculation descriptions can be found in the FY 2019 RBWO PBP Measurements and Standards Guide.				

<b>Monitoring &amp; Outcomes: Possible Points = 100</b>		<b>Points Earned = 74.68</b>	
<b>Score Before Incentives Credit</b>			<b>74.68%</b>
<b>Incentives Awarded</b>			<b>4.00 pts</b>
<b>PBP Verification</b>			<b>N/A pts</b>
<b>Total Score</b>			<b>78.68%</b>



**DHS, DFCS, Office of Provider Management**  
**Performance-Based Placement Measures**  
**RBWO Provider GA+SCORECARD - CCI**  
**Report Quarter: Q1 FY2020**



**Provider/Program Name: Visions of Hope for Boys - (978) - CCI**

Program Census Information:		# Children in Care During Quarter: 5	# Placements During Quarter: 5	# Children in Care On Last Day: 3
CCI Incentive Credits	Avg Performance All CCIs (Points)	Provider Performance (%)*	Possible Points (Weight)	Provider Points Earned
Early EPSDT Medical Visits		Not Eligible	2	
Early EPSDT Dental Visits		0%	2	0.00
Permanency Contacts		0%	5	0.00
Additional Academic Supports		0%	2	0.00
HS Grad/GED/Prof or Trade Certificate/College		N/A	10/5/5/1	
EYSS Agreement		Not Eligible	5	
Community Connections		0%	4	0.00
Active Agency Accreditation		0%	4	0.00
Staff Clinical Licensure		0%	5	0.00
Behavior Management (threshold = 0)		100%	4	4.00
<b>Incentives Total</b>	<b>7.78</b>			<b>4.00</b>
Maximum total combined incentive credit allowed is 10 points.			<b>Incentives Awarded</b>	<b>4.00</b>

\*Performance calculation descriptions can be found in the FY 2019 RBWO PBP Measurements and Standards Guide.

**Child Protective Services Investigations and Dispositions**

The following investigations data, which is not used for scoring but is considered significant to a provider's performance, is from Georgia SHINES and is not considered final or complete until the end of the fiscal year.

Total Reports:	0
Number Screened In:	0
Number Screened Out:	0
Number Substantiated:	0
Number Unsubstantiated:	0
Number Active CPS Investigations:	0

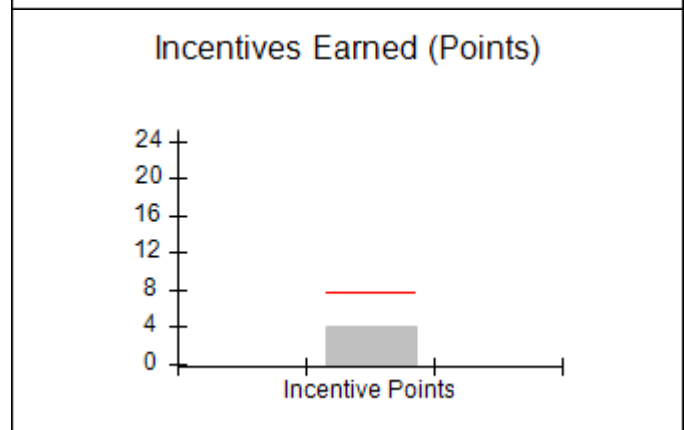
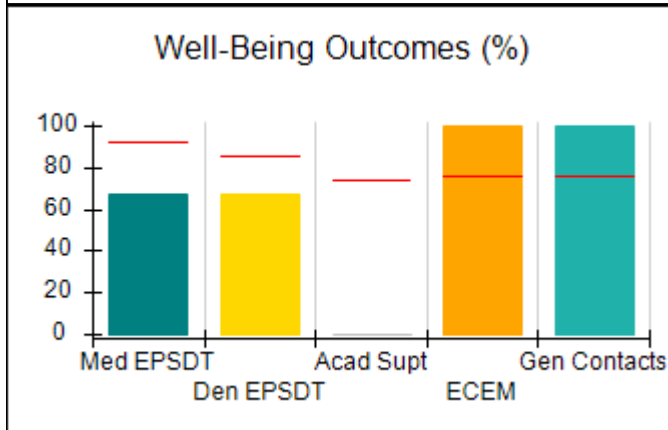
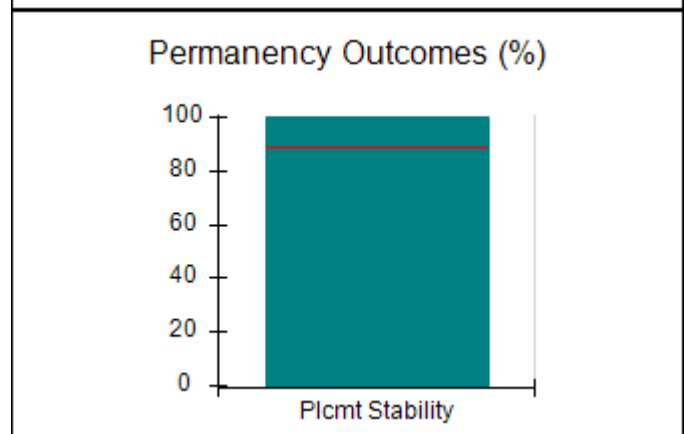
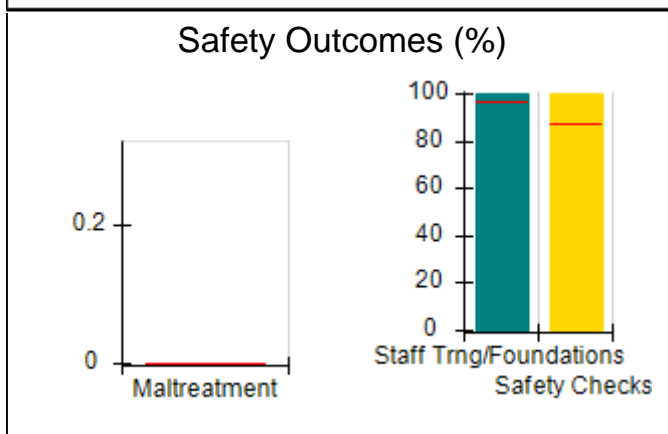
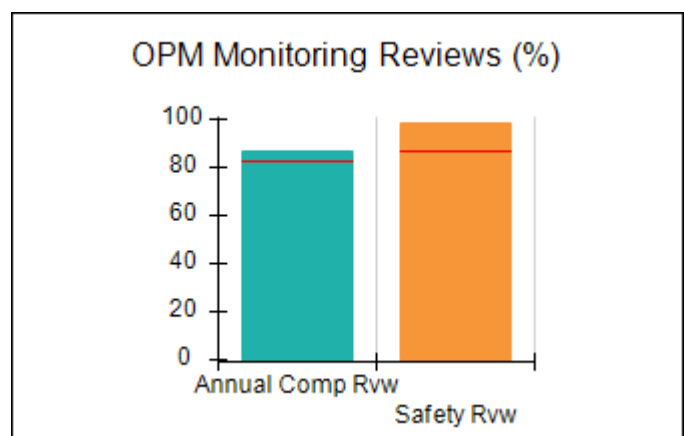
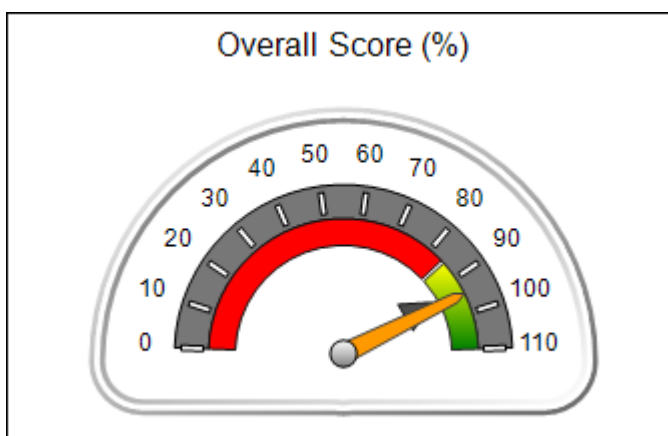


**DHS, DFCS, Office of Provider Management**  
**Performance-Based Placement Measures**  
**RBWO Provider GA+SCORECARD - CCI**  
**Report Quarter: Q1 FY2020**



<b>Provider/Program Name: Weekes House, Inc. - Weekes House (5178) - CCI</b>			
<b>5430 Rocky Pine Drive, Lithonia, GA 30038</b>	<b>Quarterly Scores (Grades)</b>		<b>Current Quarter Score (Grade)</b>
<b>Phone: 678-418-6450</b>	<b>Q1: 94.76 (A)</b>	<b>Q2: N/A</b>	<b>94.76% (A)</b>
<b>Vendor ID# 124200</b>	<b>Q3: N/A</b>	<b>Q4: N/A</b>	
<b>Program Census Information:</b>	<b># Children in Care During Quarter: 6</b>	<b># Placements During Quarter: 6</b>	<b># Children in Care On Last Day: 6</b>
<b>Quarterly Provider Comparisons to All CCIs</b>			

▼ — indicates average for all CCIs





DHS, DFCS, Office of Provider Management  
**Performance-Based Placement Measures**  
**RBWO Provider GA+SCORECARD - CCI**  
**Report Quarter: Q1 FY2020**



<b>Provider/Program Name: Weekes House, Inc. - Weekes House (5178) - CCI</b>				
<b>5430 Rocky Pine Drive, Lithonia, GA 30038</b>		<b>Quarterly Scores (Grades)</b>		<b>Current Quarter Score (Grade)</b>
<b>Phone: 678-418-6450</b>		<b>Q1: 94.76 (A)</b>	<b>Q2: N/A</b>	<b>94.76% (A)</b>
<b>Vendor ID# 124200</b>		<b>Q3: N/A</b>	<b>Q4: N/A</b>	
Program Census Information:		# Children in Care During Quarter: 6	# Placements During Quarter: 6	# Children in Care On Last Day: 6
	<b>Avg Performance All CCIs (%)</b>	<b>Provider Performance (%)*</b>	<b>Possible Points (Weight)</b>	<b>Provider Points Earned</b>
<b>OPM Monitoring Reviews</b>				
Annual Comprehensive Reviews	83%	87%	25	21.65
Safety Reviews	86%	98%	15	14.75
<b>Monitoring Sub-Total</b>			<b>40</b>	<b>36.40</b>
<b>CCI Safety Outcomes</b>				
Incidence of Maltreatment	0.00%	No Substantiated Reports	10	10.00
Staff Training/Foundations	96%	100%	5	5.00
Staff Safety Checks	87%	100%	5	5.00
<b>Safety Sub-Total</b>			<b>20</b>	<b>20.00</b>
<b>CCI Permanency Outcomes</b>				
Placement Stability	89%	100%	15	15.00
<b>Permanency Sub-Total</b>			<b>15</b>	<b>15.00</b>
<b>CCI Well-Being Outcomes</b>				
EPSDT Medical Visits	92%	67%	4	2.68
EPSDT Dental Visits	85%	67%	4	2.68
Academic Supports	74%	0%	3	0.00
Provider ECEM Visits	76%	100%	7	7.00
Provider General Contacts	76%	100%	7	7.00
Placements with Siblings	38%	0%	Not Scored	Not Scored
Placements within Legal County	14%	Not Eligible	Not Scored	Not Scored
<b>Well-Being Sub-Total</b>			<b>25</b>	<b>19.36</b>
*Performance calculation descriptions can be found in the FY 2019 RBWO PBP Measurements and Standards Guide.				

<b>Monitoring &amp; Outcomes: Possible Points = 100</b>		<b>Points Earned = 90.76</b>	
<b>Score Before Incentives Credit</b>			<b>90.76%</b>
<b>Incentives Awarded</b>			<b>4.00 pts</b>
<b>PBP Verification</b>			<b>N/A pts</b>
<b>Total Score</b>			<b>94.76%</b>



DHS, DFCS, Office of Provider Management  
**Performance-Based Placement Measures**  
**RBWO Provider GA+SCORECARD - CCI**  
Report Quarter: Q1 FY2020



**Provider/Program Name: Weekes House, Inc. - Weekes House (5178) - CCI**

Program Census Information:		# Children in Care During Quarter: 6	# Placements During Quarter: 6	# Children in Care On Last Day: 6
CCI Incentive Credits	Avg Performance All CCIs (Points)	Provider Performance (%)*	Possible Points (Weight)	Provider Points Earned
Early EPSDT Medical Visits		0%	2	0.00
Early EPSDT Dental Visits		0%	2	0.00
Permanency Contacts		None Planned	5	
Additional Academic Supports		0%	2	0.00
HS Grad/GED/Prof or Trade Certificate/College		N/A	10/5/5/1	
EYSS Agreement		Not Eligible	5	
Community Connections		0%	4	0.00
Active Agency Accreditation		0%	4	0.00
Staff Clinical Licensure		0%	5	0.00
Behavior Management (threshold = 0)		100%	4	4.00
<b>Incentives Total</b>	<b>7.78</b>			<b>4.00</b>
Maximum total combined incentive credit allowed is 10 points.			<b>Incentives Awarded</b>	<b>4.00</b>

\*Performance calculation descriptions can be found in the FY 2019 RBWO PBP Measurements and Standards Guide.

**Child Protective Services Investigations and Dispositions**

The following investigations data, which is not used for scoring but is considered significant to a provider's performance, is from Georgia SHINES and is not considered final or complete until the end of the fiscal year.

Total Reports:	0
Number Screened In:	0
Number Screened Out:	0
Number Substantiated:	0
Number Unsubstantiated:	0
Number Active CPS Investigations:	0

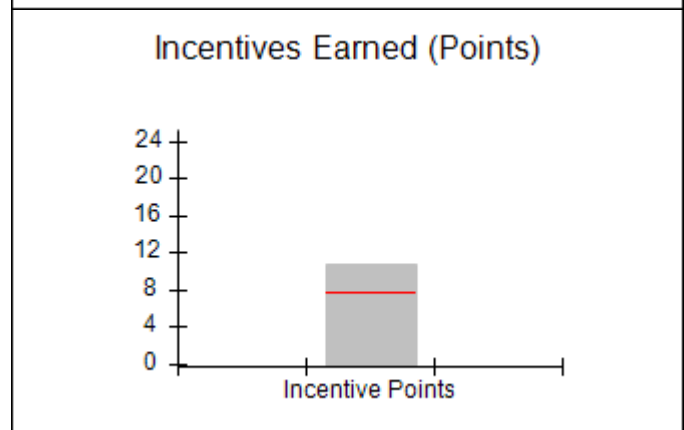
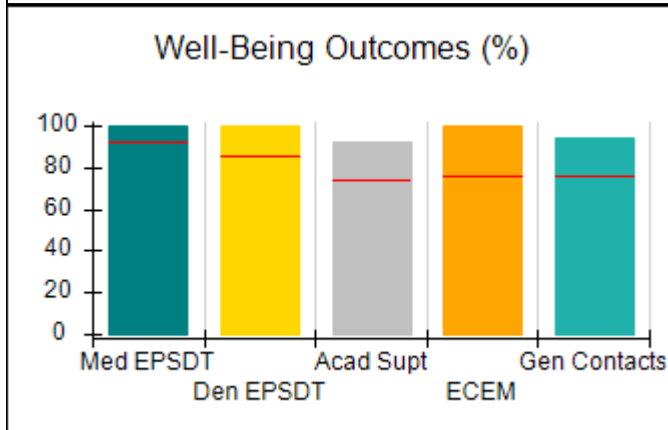
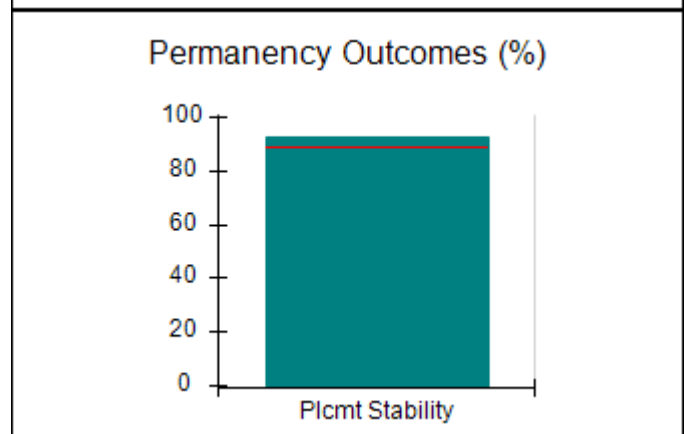
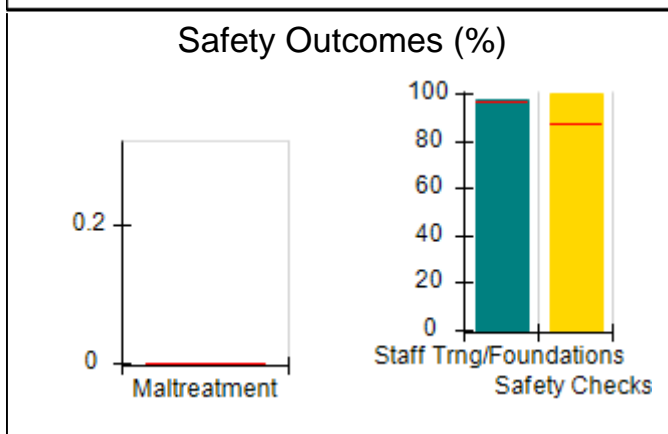
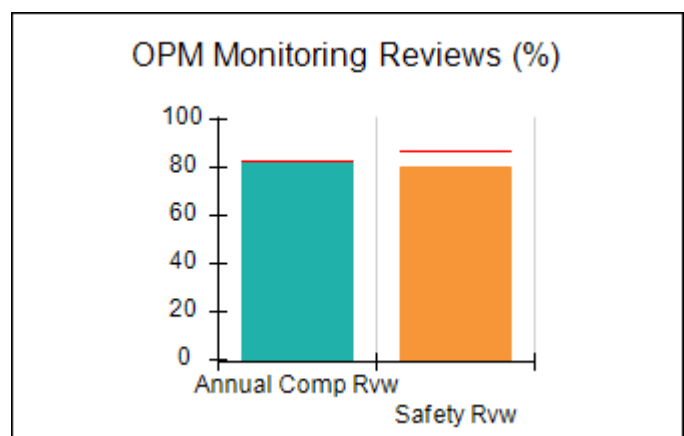
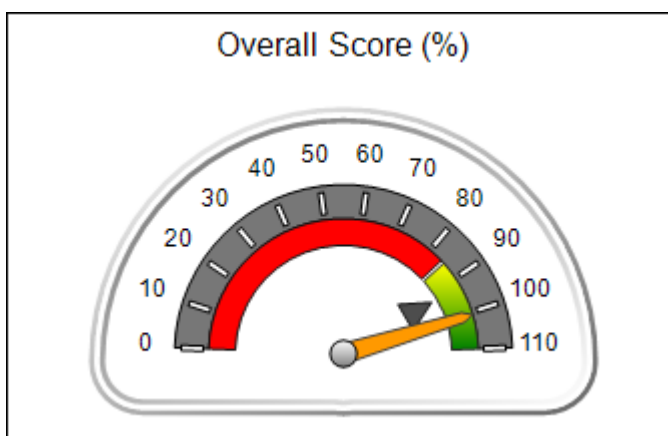


**DHS, DFCS, Office of Provider Management**  
**Performance-Based Placement Measures**  
**RBWO Provider GA+SCORECARD - CCI**  
**Report Quarter: Q1 FY2020**



<b>Provider/Program Name: Wellspring Living, Inc. - (5168) - CCI</b>			
<b>3965 Roosevelt Hwy, Union City, GA 30349</b>	<b>Quarterly Scores (Grades)</b>		<b>Current Quarter Score (Grade)</b>
<b>Phone: 770-631-8888</b>	<b>Q1: 100.76 (A+)</b>	<b>Q2: N/A</b>	<b>100.76% (A+)</b>
<b>Vendor ID# 119326</b>	<b>Q3: N/A</b>	<b>Q4: N/A</b>	
<b>Program Census Information:</b>	<b># Children in Care During Quarter: 14</b>	<b># Placements During Quarter: 14</b>	<b># Children in Care On Last Day: 9</b>
<b>Quarterly Provider Comparisons to All CCIs</b>			

▼ — indicates average for all CCIs





DHS, DFCS, Office of Provider Management  
**Performance-Based Placement Measures**  
**RBWO Provider GA+SCORECARD - CCI**  
 Report Quarter: Q1 FY2020



<b>Provider/Program Name: Wellspring Living, Inc. - (5168) - CCI</b>				
3965 Roosevelt Hwy, Union City, GA 30349		Quarterly Scores (Grades)		Current Quarter Score (Grade)
Phone: 770-631-8888		Q1: 100.76 (A+)	Q2: N/A	<b>100.76%</b> <b>(A+)</b>
Vendor ID# 119326		Q3: N/A	Q4: N/A	
Program Census Information:		# Children in Care During Quarter: 14	# Placements During Quarter: 14	# Children in Care On Last Day: 9
	Avg Performance All CCIs (%)	Provider Performance (%)*	Possible Points (Weight)	Provider Points Earned
<b>OPM Monitoring Reviews</b>				
Annual Comprehensive Reviews	83%	82%	25	20.62
Safety Reviews	86%	80%	15	12.00
<b>Monitoring Sub-Total</b>			<b>40</b>	<b>32.62</b>
<b>CCI Safety Outcomes</b>				
Incidence of Maltreatment	0.00%	No Substantiated Reports	10	10.00
Staff Training/Foundations	96%	97%	5	4.85
Staff Safety Checks	87%	100%	5	5.00
<b>Safety Sub-Total</b>			<b>20</b>	<b>19.85</b>
<b>CCI Permanency Outcomes</b>				
Placement Stability	89%	93%	15	13.95
<b>Permanency Sub-Total</b>			<b>15</b>	<b>13.95</b>
<b>CCI Well-Being Outcomes</b>				
EPSDT Medical Visits	92%	100%	4	4.00
EPSDT Dental Visits	85%	100%	4	4.00
Academic Supports	74%	92%	3	2.76
Provider ECEM Visits	76%	100%	7	7.00
Provider General Contacts	76%	94%	7	6.58
Placements with Siblings	38%	0%	Not Scored	Not Scored
Placements within Legal County	14%	13%	Not Scored	Not Scored
<b>Well-Being Sub-Total</b>			<b>25</b>	<b>24.34</b>
*Performance calculation descriptions can be found in the FY 2019 RBWO PBP Measurements and Standards Guide.				

<b>Monitoring &amp; Outcomes: Possible Points = 100</b>		<b>Points Earned = 90.76</b>	
<b>Score Before Incentives Credit</b>			<b>90.76%</b>
<b>Incentives Awarded</b>			<b>10.00 pts</b>
<b>PBP Verification</b>			<b>N/A pts</b>
<b>Total Score</b>			<b>100.76%</b>





**DHS, DFCS, Office of Provider Management**  
**Performance-Based Placement Measures**  
**RBWO Provider GA+SCORECARD - CCI**  
**Report Quarter: Q1 FY2020**



**Provider/Program Name: Wellspring Living, Inc. - (5168) - CCI**

Program Census Information:		# Children in Care During Quarter: 14	# Placements During Quarter: 14	# Children in Care On Last Day: 9
CCI Incentive Credits	Avg Performance All CCIs (Points)	Provider Performance (%)*	Possible Points (Weight)	Provider Points Earned
Early EPSDT Medical Visits		100%	2	2.00
Early EPSDT Dental Visits		80%	2	1.60
Permanency Contacts		0%	5	0.00
Additional Academic Supports		61%	2	1.22
HS Grad/GED/Prof or Trade Certificate/College		N/A	10/5/5/1	
EYSS Agreement		Not Eligible	5	
Community Connections		33%	4	1.32
Active Agency Accreditation		0%	4	0.00
Staff Clinical Licensure		10%	5	0.50
Behavior Management (threshold = 0)		100%	4	4.00
<b>Incentives Total</b>	<b>7.78</b>			<b>10.64</b>
Maximum total combined incentive credit allowed is 10 points.			<b>Incentives Awarded</b>	<b>10.00</b>

\*Performance calculation descriptions can be found in the FY 2019 RBWO PBP Measurements and Standards Guide.

**Child Protective Services Investigations and Dispositions**

The following investigations data, which is not used for scoring but is considered significant to a provider's performance, is from Georgia SHINES and is not considered final or complete until the end of the fiscal year.

Total Reports:	0
Number Screened In:	0
Number Screened Out:	0
Number Substantiated:	0
Number Unsubstantiated:	0
Number Active CPS Investigations:	0