



DHS, DFCS, Office of Provider Management

Performance-Based Placement Measures

RBWO Provider GA+SCORECARD - CPA



Report Quarter: Q1 FY2020

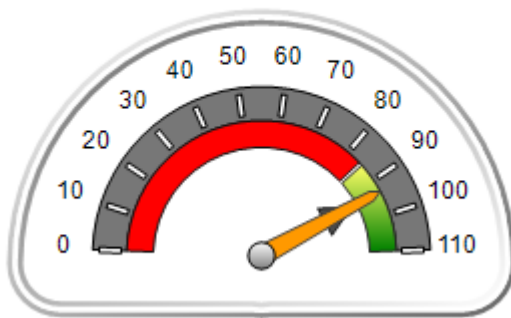
Provider/Program Name: All God's Children - (861) - CPA

1671 Meriweather Dr., Watkinsville, GA 30677	Quarterly Scores (Grades)		Current Quarter Score (Grade)
Phone: 706-316-2421	Q1: 93.52 (A-)	Q2: N/A	93.52% (A-)
Vendor ID# 35219	Q3: N/A	Q4: N/A	
# New Foster Homes During Quarter: 0	# Children in Care During Quarter: 11	# Placements During Quarter: 11	# Children in Care On Last Day: 6

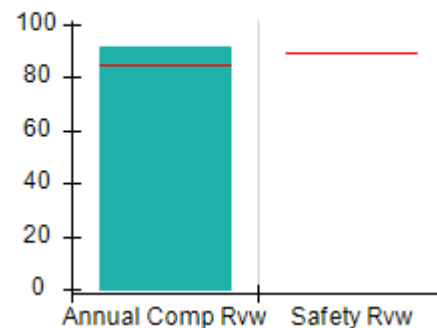
Quarterly Provider Comparisons to All CPAs

— indicates average for all CPAs

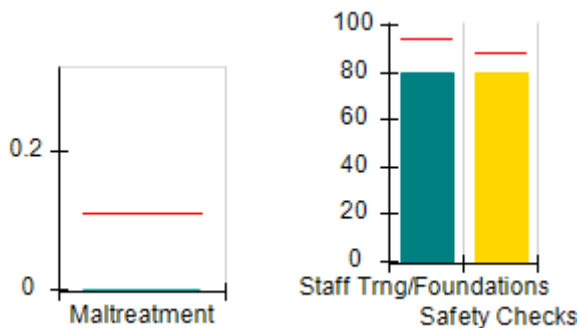
Overall Score (%)



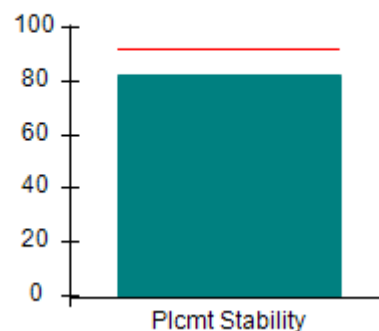
OPM Monitoring Reviews (%)



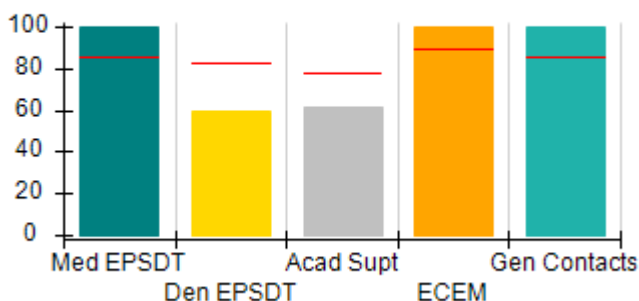
Safety Outcomes (%)



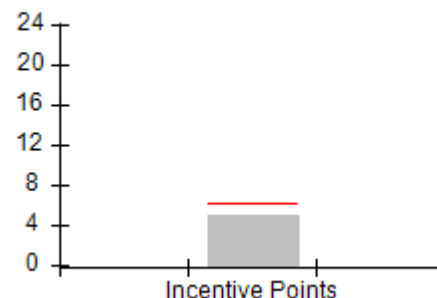
Permanency Outcomes (%)



Well-Being Outcomes (%)



Incentives Earned (Points)





DHS, DFCS, Office of Provider Management
Performance-Based Placement Measures
RBWO Provider GA+SCORECARD - CPA



Report Quarter: Q1 FY2020

Provider/Program Name: All God's Children - (861) - CPA				
1671 Meriweather Dr., Watkinsville, GA 30677	Quarterly Scores (Grades)			Current Quarter Score (Grade)
Phone: 706-316-2421	Q1: 93.52 (A-)	Q2: N/A	93.52% (A-)	
Vendor ID# 35219	Q3: N/A	Q4: N/A		
# New Foster Homes During Quarter: 0	# Children in Care During Quarter: 11	# Placements During Quarter: 11	# Children in Care On Last Day: 6	
	Avg Performance All CPAs (%)	Provider Performance (%)*	Possible Points (Weight)	Provider Points Earned
OPM Monitoring Reviews				
Annual Comprehensive Reviews	84%	91%	25	22.82
Safety Reviews	89%	Not Yet Conducted		
Monitoring Sub-Total			25	22.82
CPA Safety Outcomes				
Incidence of Maltreatment	0.11%	No Substantiated Reports	10	10.00
Staff Training	94%	80%	5	4.00
Staff Safety Checks	88%	80%	5	4.00
Safety Sub-Total			20	18.00
CPA Permanency Outcomes				
Placement Stability	92%	82%	15	12.30
Permanency Sub-Total			15	12.30
CPA Well-Being Outcomes				
EPSDT Medical Visits	85%	100%	4	4.00
EPSDT Dental Visits	83%	60%	4	2.40
Academic Supports	78%	61%	3	1.83
Provider ECEM Visits	89%	100%	7	7.00
Provider General Contacts	85%	100%	7	7.00
Placements with Siblings	68%	100%	Not Scored	Not Scored
Placements within Legal County	14%	0%	Not Scored	Not Scored
Well-Being Sub-Total			25	22.23

*Performance calculation descriptions can be found in the FY 2019 RBWO PBP Measurements and Standards Guide.

Monitoring & Outcomes: Possible Points = 85	Points Earned: 75.35
Score Before Incentives Credit	88.64%
Incentives Awarded	4.88 pts
PBP Verification	N/A pts
Total Score	93.52%



DHS, DFCS, Office of Provider Management
Performance-Based Placement Measures
RBWO Provider GA+SCORECARD - CPA
Report Quarter: Q1 FY2020



Provider/Program Name: All God's Children - (861) - CPA

# New Foster Homes During Quarter: 0		# Children in Care During Quarter: 11	# Placements During Quarter: 11	# Children in Care On Last Day: 6
CPA Incentive Credits	Avg Performance All CPAs (%)	Provider Performance (%)*	Possible Points (Weight)	Provider Points Earned
Early EPSDT Medical Visits		100%	2	2.00
Early EPSDT Dental Visits		0%	2	0.00
Permanency Contacts		0%	5	0.00
Additional Academic Supports		44%	2	0.88
HS Grad/GED/Prof or Trade Certificate/College		N/A	10/5/5/1	
EYSS Agreement		Not Eligible	5	
Community Connections		0%	4	0.00
Foster Hm Retention Rate (threshold = 90)		33%	2	0.00
Foster Hm Recruitment (threshold = 100)		100%	2	2.00
Active Agency Accreditation		0%	4	0.00
Staff Clinical Licensure		0%	5	0.00
Incentives Total	6.21			4.88
Maximum total combined incentive credit allowed is 10 points.			Incentives Awarded	4.88

*Performance calculation descriptions can be found in the FY 2019 RBWO PBP Measurements and Standards Guide.

Child Protective Services Investigations and Dispositions

The following investigations data, which is not used for scoring but is considered significant to a provider's performance, is from Georgia SHINES and is not considered final or complete until the end of the fiscal year.

Total Reports:	0	
Number Screened In:	0	
Number Screened Out:	0	
Number Substantiated:	0	
Number Unsubstantiated:	0	
Number Active CPS Investigations:	0	



DHS, DFCS, Office of Provider Management

Performance-Based Placement Measures

RBWO Provider GA+SCORECARD - CPA



Report Quarter: Q1 FY2020

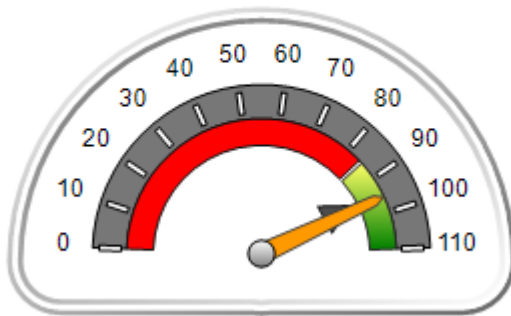
Provider/Program Name: ALR Family Services, Inc. - (5140) - CPA

1518 Airport Road, Hinesville, GA 31313	Quarterly Scores (Grades)		Current Quarter Score (Grade)
Phone: 912-559-5536	Q1: 95.65 (A)	Q2: N/A	95.65% (A)
Vendor ID# 114739	Q3: N/A	Q4: N/A	
# New Foster Homes During Quarter: 0	# Children in Care During Quarter: 12	# Placements During Quarter: 12	# Children in Care On Last Day: 9

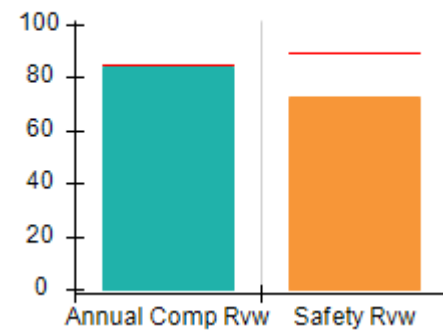
Quarterly Provider Comparisons to All CPAs

▼ — indicates average for all CPAs

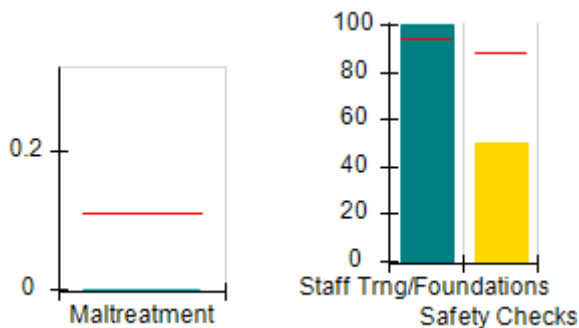
Overall Score (%)



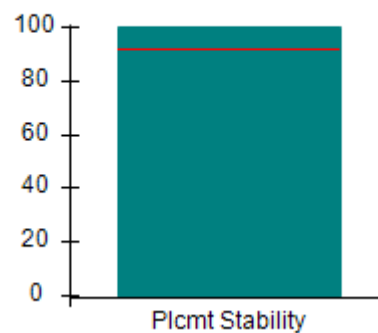
OPM Monitoring Reviews (%)



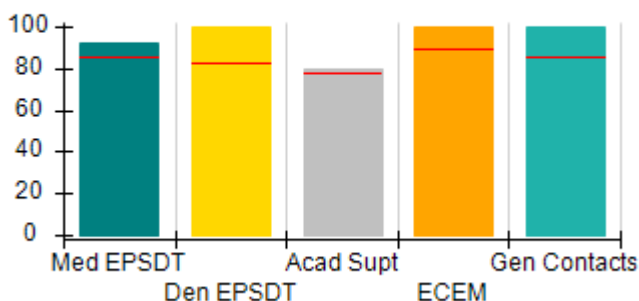
Safety Outcomes (%)



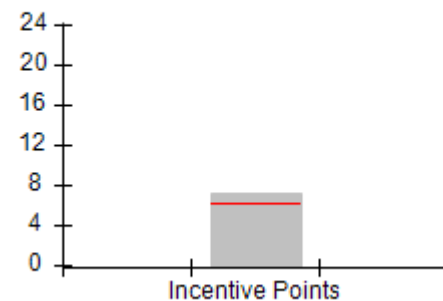
Permanency Outcomes (%)



Well-Being Outcomes (%)



Incentives Earned (Points)





DHS, DFCS, Office of Provider Management
Performance-Based Placement Measures
RBWO Provider GA+SCORECARD - CPA
Report Quarter: Q1 FY2020



Provider/Program Name: ALR Family Services, Inc. - (5140) - CPA				
1518 Airport Road, Hinesville, GA 31313	Quarterly Scores (Grades)			Current Quarter Score (Grade)
Phone: 912-559-5536	Q1: 95.65 (A)	Q2: N/A	95.65% (A)	
Vendor ID# 114739	Q3: N/A	Q4: N/A		
# New Foster Homes During Quarter: 0	# Children in Care During Quarter: 12	# Placements During Quarter: 12	# Children in Care On Last Day: 9	
	Avg Performance All CPAs (%)	Provider Performance (%)*	Possible Points (Weight)	Provider Points Earned
OPM Monitoring Reviews				
Annual Comprehensive Reviews	84%	84%	25	20.99
Safety Reviews	89%	73%	15	10.88
Monitoring Sub-Total			40	31.87
CPA Safety Outcomes				
Incidence of Maltreatment	0.11%	No Substantiated Reports	10	10.00
Staff Training	94%	100%	5	5.00
Staff Safety Checks	88%	50%	5	2.50
Safety Sub-Total			20	17.50
CPA Permanency Outcomes				
Placement Stability	92%	100%	15	15.00
Permanency Sub-Total			15	15.00
CPA Well-Being Outcomes				
EPSDT Medical Visits	85%	92%	4	3.68
EPSDT Dental Visits	83%	100%	4	4.00
Academic Supports	78%	80%	3	2.40
Provider ECEM Visits	89%	100%	7	7.00
Provider General Contacts	85%	100%	7	7.00
Placements with Siblings	68%	40%	Not Scored	Not Scored
Placements within Legal County	14%	Not Eligible	Not Scored	Not Scored
Well-Being Sub-Total			25	24.08

*Performance calculation descriptions can be found in the FY 2019 RBWO PBP Measurements and Standards Guide.

Monitoring & Outcomes: Possible Points = 100	Points Earned: 88.45
Score Before Incentives Credit	88.45%
Incentives Awarded	7.20 pts
PBP Verification	N/A pts
Total Score	95.65%



DHS, DFCS, Office of Provider Management
Performance-Based Placement Measures
RBWO Provider GA+SCORECARD - CPA
Report Quarter: Q1 FY2020



Provider/Program Name: ALR Family Services, Inc. - (5140) - CPA

# New Foster Homes During Quarter: 0		# Children in Care During Quarter: 12	# Placements During Quarter: 12	# Children in Care On Last Day: 9
CPA Incentive Credits	Avg Performance All CPAs (%)	Provider Performance (%)*	Possible Points (Weight)	Provider Points Earned
Early EPSDT Medical Visits		100%	2	2.00
Early EPSDT Dental Visits		100%	2	2.00
Permanency Contacts		0%	5	0.00
Additional Academic Supports		60%	2	1.20
HS Grad/GED/Prof or Trade Certificate/College		N/A	10/5/5/1	
EYSS Agreement		Not Eligible	5	
Community Connections		0%	4	0.00
Foster Hm Retention Rate (threshold = 90)		100%	2	2.00
Foster Hm Recruitment (threshold = 100)		0%	2	0.00
Active Agency Accreditation		0%	4	0.00
Staff Clinical Licensure		0%	5	0.00
Incentives Total	6.21			7.20
Maximum total combined incentive credit allowed is 10 points.			Incentives Awarded	7.20

*Performance calculation descriptions can be found in the FY 2019 RBWO PBP Measurements and Standards Guide.

Child Protective Services Investigations and Dispositions

The following investigations data, which is not used for scoring but is considered significant to a provider's performance, is from Georgia SHINES and is not considered final or complete until the end of the fiscal year.

Total Reports:	0	
Number Screened In:	0	
Number Screened Out:	0	
Number Substantiated:	0	
Number Unsubstantiated:	0	
Number Active CPS Investigations:	0	



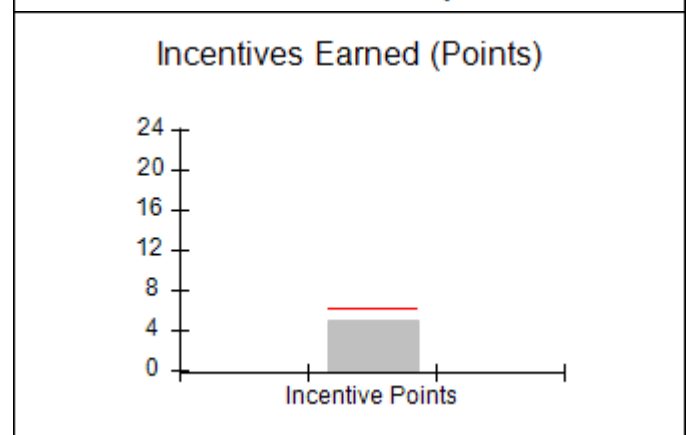
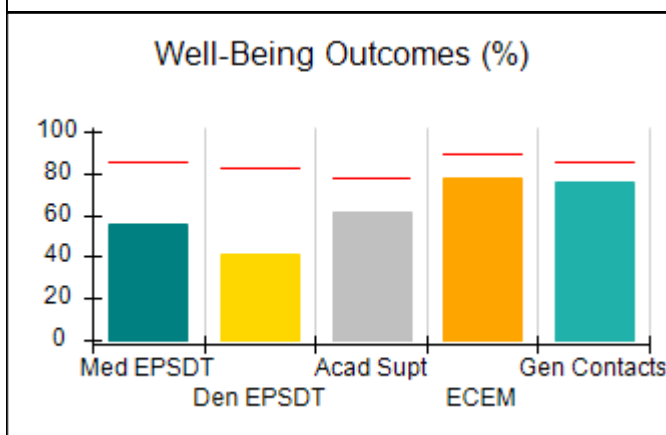
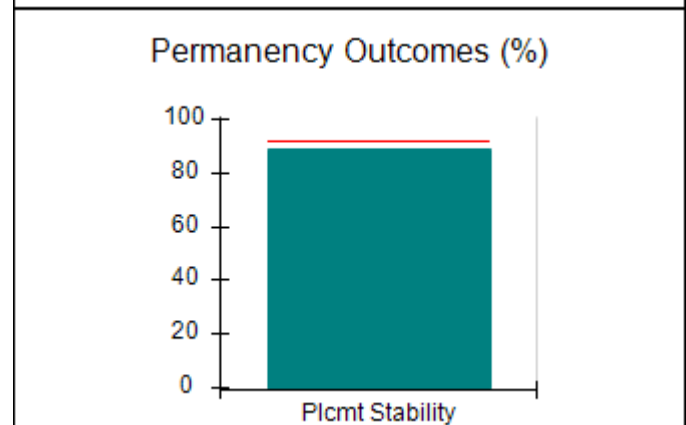
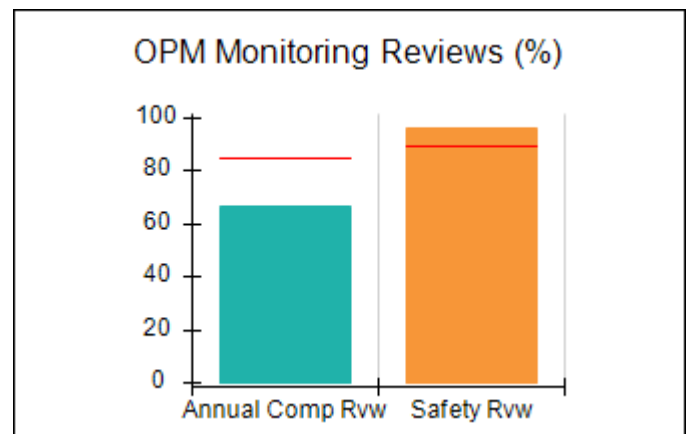
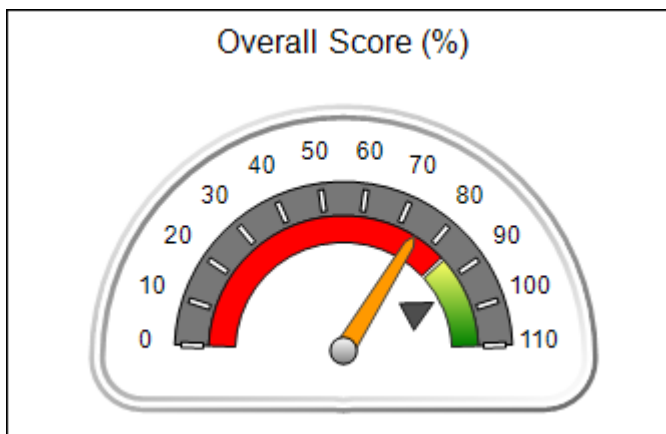
DHS, DFCS, Office of Provider Management
Performance-Based Placement Measures
RBWO Provider GA+SCORECARD - CPA



Report Quarter: Q1 FY2020

Provider/Program Name: Bethany Christian Services - Atlanta (573) - CPA			
6645 Peachtree Dunwoody Road, Atlanta, GA 30328	Quarterly Scores (Grades)		Current Quarter Score (Grade)
Phone: 770-455-7111	Q1: 74.87 (C)	Q2: N/A	74.87% (C)
Vendor ID# 35249	Q3: N/A	Q4: N/A	
# New Foster Homes During Quarter: 13	# Children in Care During Quarter: 103	# Placements During Quarter: 106	# Children in Care On Last Day: 83
Quarterly Provider Comparisons to All CPAs			

▼ — indicates average for all CPAs





DHS, DFCS, Office of Provider Management
Performance-Based Placement Measures
RBWO Provider GA+SCORECARD - CPA
Report Quarter: Q1 FY2020



Provider/Program Name: Bethany Christian Services - Atlanta (573) - CPA

6645 Peachtree Dunwoody Road, Atlanta, GA 30328	Quarterly Scores (Grades)		Current Quarter Score (Grade)
Phone: 770-455-7111	Q1: 74.87 (C)	Q2: N/A	74.87% (C)
Vendor ID# 35249	Q3: N/A	Q4: N/A	
# New Foster Homes During Quarter: 13	# Children in Care During Quarter: 103	# Placements During Quarter: 106	# Children in Care On Last Day: 83

	Avg Performance All CPAs (%)	Provider Performance (%)*	Possible Points (Weight)	Provider Points Earned
--	------------------------------	---------------------------	--------------------------	------------------------

OPM Monitoring Reviews

Annual Comprehensive Reviews	84%	67%	25	16.71
Safety Reviews	89%	96%	15	14.44
Monitoring Sub-Total			40	31.15

CPA Safety Outcomes

Incidence of Maltreatment	0.11%	2 Substantiated Reports	10	0.00
Staff Training	94%	90%	5	4.50
Staff Safety Checks	88%	90%	5	4.50
Safety Sub-Total			20	9.00

CPA Permanency Outcomes

Placement Stability	92%	89%	15	13.35
Permanency Sub-Total			15	13.35

CPA Well-Being Outcomes

EPSDT Medical Visits	85%	56%	4	2.24
EPSDT Dental Visits	83%	41%	4	1.64
Academic Supports	78%	61%	3	1.83
Provider ECEM Visits	89%	78%	7	5.46
Provider General Contacts	85%	76%	7	5.32
Placements with Siblings	68%	82%	Not Scored	Not Scored
Placements within Legal County	14%	4%	Not Scored	Not Scored
Well-Being Sub-Total			25	16.49

*Performance calculation descriptions can be found in the FY 2019 RBWO PBP Measurements and Standards Guide.

Monitoring & Outcomes: Possible Points = 100	Points Earned: 69.99
Score Before Incentives Credit	69.99%
Incentives Awarded	4.88 pts
PBP Verification	N/A pts
Total Score	74.87%



DHS, DFCS, Office of Provider Management
Performance-Based Placement Measures
RBWO Provider GA+SCORECARD - CPA
Report Quarter: Q1 FY2020



Provider/Program Name: Bethany Christian Services - Atlanta (573) - CPA

# New Foster Homes During Quarter: 13		# Children in Care During Quarter: 103	# Placements During Quarter: 106	# Children in Care On Last Day: 83
CPA Incentive Credits	Avg Performance All CPAs (%)	Provider Performance (%)*	Possible Points (Weight)	Provider Points Earned
Early EPSDT Medical Visits		12%	2	0.24
Early EPSDT Dental Visits		7%	2	0.14
Permanency Contacts		0%	5	0.00
Additional Academic Supports		0%	2	0.00
HS Grad/GED/Prof or Trade Certificate/College		N/A	10/5/5/1	
EYSS Agreement		Not Eligible	5	
Community Connections		0%	4	0.00
Foster Hm Retention Rate (threshold = 90)		83%	2	0.00
Foster Hm Recruitment (threshold = 100)		250%	2	2.00
Active Agency Accreditation		50%	4	2.00
Staff Clinical Licensure		10%	5	0.50
Incentives Total	6.21			4.88
Maximum total combined incentive credit allowed is 10 points.			Incentives Awarded	4.88

*Performance calculation descriptions can be found in the FY 2019 RBWO PBP Measurements and Standards Guide.

Child Protective Services Investigations and Dispositions

The following investigations data, which is not used for scoring but is considered significant to a provider's performance, is from Georgia SHINES and is not considered final or complete until the end of the fiscal year.

Total Reports:	5
Number Screened In:	4
Number Screened Out:	1
Number Substantiated:	2
Number Unsubstantiated:	0
Number Active CPS Investigations:	2



DHS, DFCS, Office of Provider Management
Performance-Based Placement Measures
RBWO Provider GA+SCORECARD - CPA



Report Quarter: Q1 FY2020

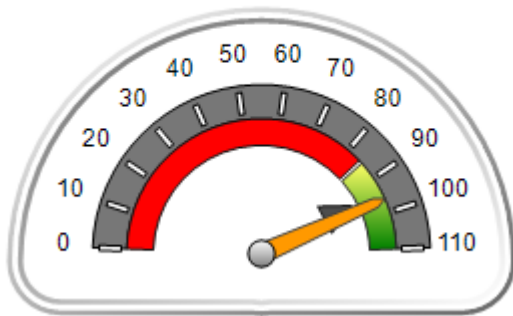
Provider/Program Name: Bethany Christian Services - Bogart (5215) - CPA

188 Ben Burton Circle, Bogart, GA 30622	Quarterly Scores (Grades)		Current Quarter Score (Grade)
Phone: 770-274-3412	Q1: 96.31 (A)	Q2: N/A	96.31% (A)
Vendor ID# 135987	Q3: N/A	Q4: N/A	
# New Foster Homes During Quarter: 12	# Children in Care During Quarter: 122	# Placements During Quarter: 125	# Children in Care On Last Day: 87

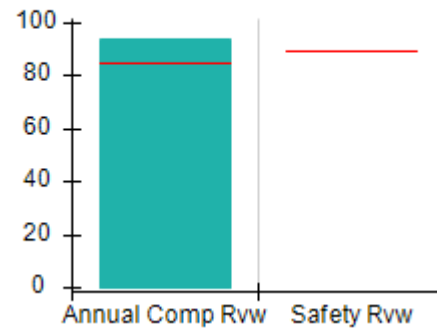
Quarterly Provider Comparisons to All CPAs

▼ — indicates average for all CPAs

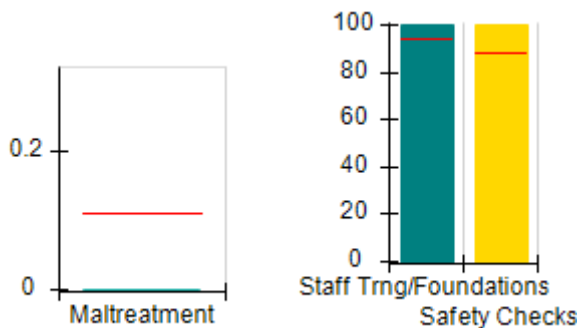
Overall Score (%)



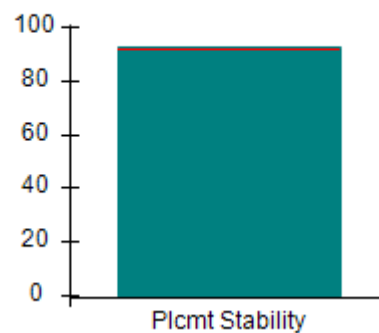
OPM Monitoring Reviews (%)



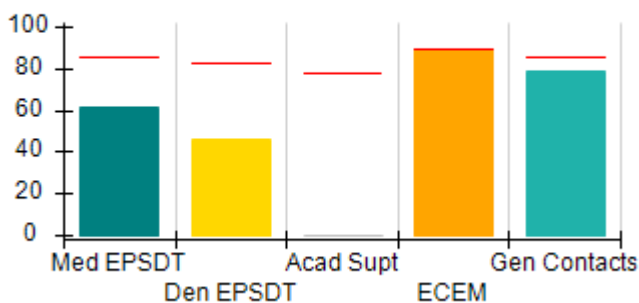
Safety Outcomes (%)



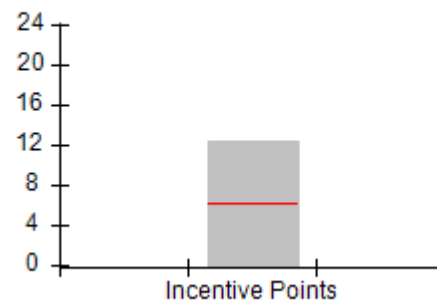
Permanency Outcomes (%)



Well-Being Outcomes (%)



Incentives Earned (Points)





DHS, DFCS, Office of Provider Management
Performance-Based Placement Measures
RBWO Provider GA+SCORECARD - CPA



Report Quarter: Q1 FY2020

Provider/Program Name: Bethany Christian Services - Bogart (5215) - CPA				
188 Ben Burton Circle, Bogart, GA 30622	Quarterly Scores (Grades)			Current Quarter Score (Grade)
Phone: 770-274-3412	Q1: 96.31 (A)	Q2: N/A	96.31% (A)	
Vendor ID# 135987	Q3: N/A	Q4: N/A		
# New Foster Homes During Quarter: 12	# Children in Care During Quarter: 122	# Placements During Quarter: 125	# Children in Care On Last Day: 87	
	Avg Performance All CPAs (%)	Provider Performance (%)*	Possible Points (Weight)	Provider Points Earned
OPM Monitoring Reviews				
Annual Comprehensive Reviews	84%	93%	25	23.37
Safety Reviews	89%	Not Yet Conducted		
Monitoring Sub-Total			25	23.37
CPA Safety Outcomes				
Incidence of Maltreatment	0.11%	No Substantiated Reports	10	10.00
Staff Training	94%	100%	5	5.00
Staff Safety Checks	88%	100%	5	5.00
Safety Sub-Total			20	20.00
CPA Permanency Outcomes				
Placement Stability	92%	93%	15	13.95
Permanency Sub-Total			15	13.95
CPA Well-Being Outcomes				
EPSDT Medical Visits	85%	61%	4	2.44
EPSDT Dental Visits	83%	46%	4	1.84
Academic Supports	78%	0%	3	0.00
Provider ECEM Visits	89%	89%	7	6.23
Provider General Contacts	85%	79%	7	5.53
Placements with Siblings	68%	88%	Not Scored	Not Scored
Placements within Legal County	14%	12%	Not Scored	Not Scored
Well-Being Sub-Total			25	16.04

*Performance calculation descriptions can be found in the FY 2019 RBWO PBP Measurements and Standards Guide.

Monitoring & Outcomes: Possible Points = 85	Points Earned: 73.36
Score Before Incentives Credit	86.31%
Incentives Awarded	10.00 pts
PBP Verification	N/A pts
Total Score	96.31%



DHS, DFCS, Office of Provider Management
Performance-Based Placement Measures
RBWO Provider GA+SCORECARD - CPA
Report Quarter: Q1 FY2020



Provider/Program Name: Bethany Christian Services - Bogart (5215) - CPA

# New Foster Homes During Quarter: 12		# Children in Care During Quarter: 122	# Placements During Quarter: 125	# Children in Care On Last Day: 87
CPA Incentive Credits	Avg Performance All CPAs (%)	Provider Performance (%)*	Possible Points (Weight)	Provider Points Earned
Early EPSDT Medical Visits		0%	2	0.00
Early EPSDT Dental Visits		0%	2	0.00
Permanency Contacts		0%	5	0.00
Additional Academic Supports		0%	2	0.00
HS Grad/GED/Prof or Trade Certificate/College		N/A	10/5/5/1	
EYSS Agreement		100%	5	5.00
Community Connections		0%	4	0.00
Foster Hm Retention Rate (threshold = 90)		93%	2	2.00
Foster Hm Recruitment (threshold = 100)		250%	2	2.00
Active Agency Accreditation		50%	4	2.00
Staff Clinical Licensure		30%	5	1.50
Incentives Total	6.21			12.50
Maximum total combined incentive credit allowed is 10 points.			Incentives Awarded	10.00

*Performance calculation descriptions can be found in the FY 2019 RBWO PBP Measurements and Standards Guide.

Child Protective Services Investigations and Dispositions

The following investigations data, which is not used for scoring but is considered significant to a provider's performance, is from Georgia SHINES and is not considered final or complete until the end of the fiscal year.

Total Reports:	0
Number Screened In:	0
Number Screened Out:	0
Number Substantiated:	0
Number Unsubstantiated:	0
Number Active CPS Investigations:	0



DHS, DFCS, Office of Provider Management
Performance-Based Placement Measures
RBWO Provider GA+SCORECARD - CPA



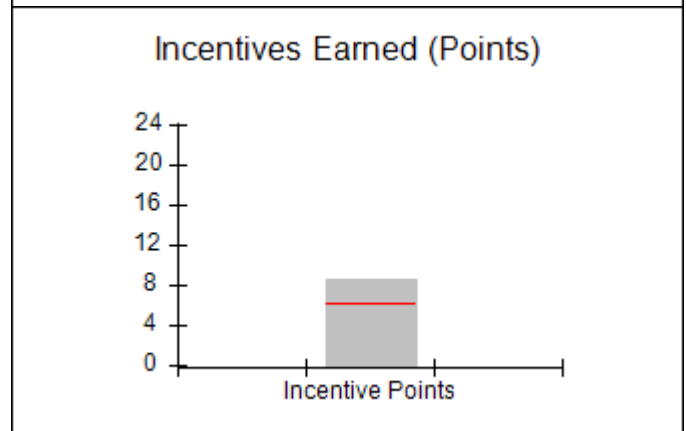
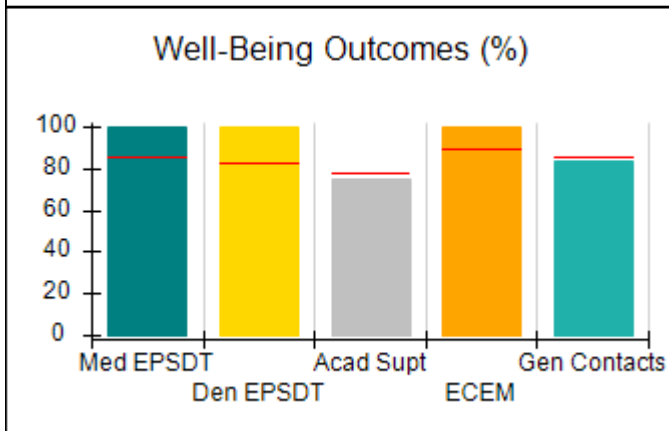
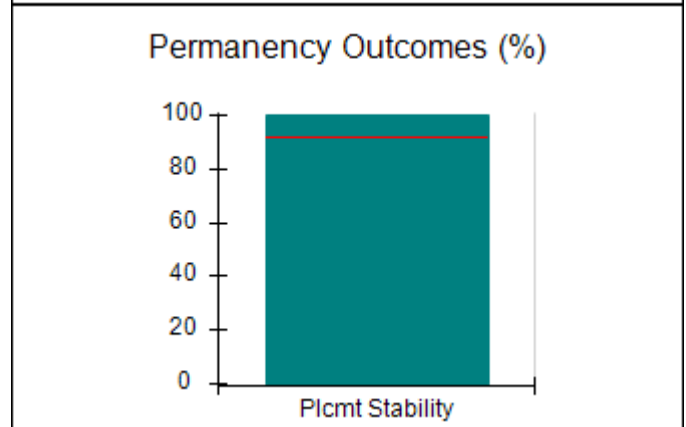
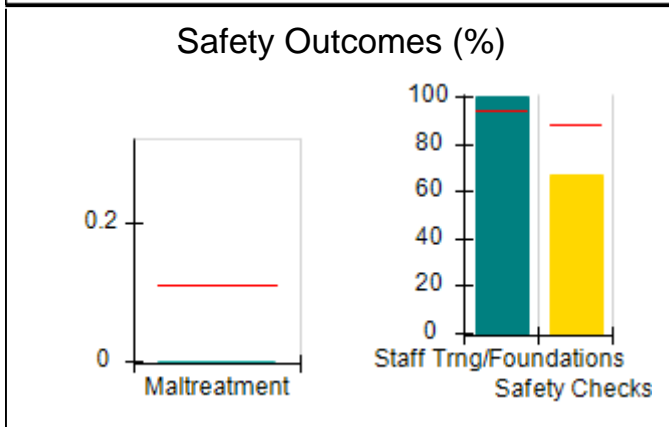
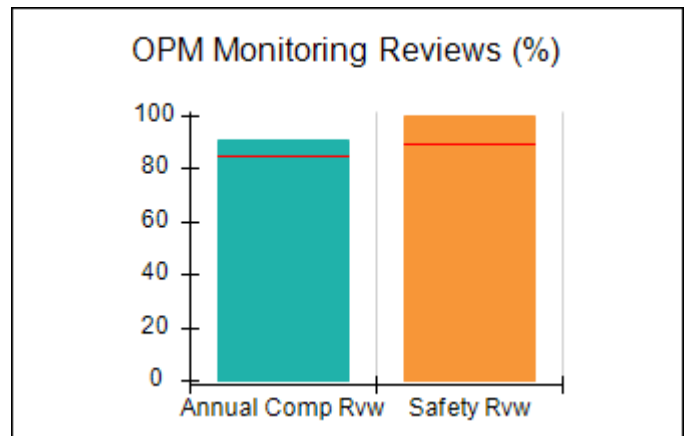
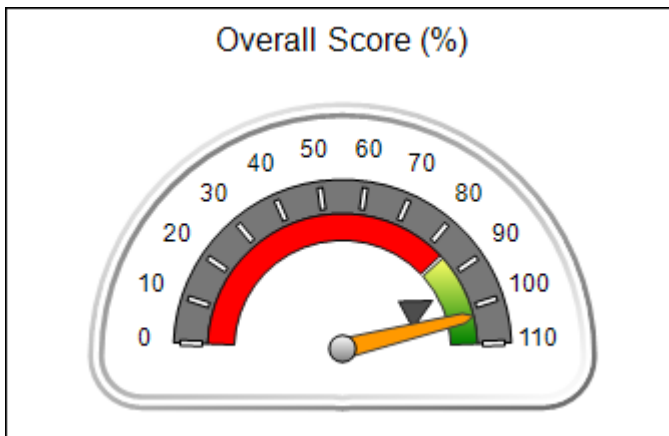
Report Quarter: Q1 FY2020

Provider/Program Name: Bethany Christian Services - Columbus (574) - CPA

951 Talbotton Rd., Columbus, GA 31904	Quarterly Scores (Grades)		Current Quarter Score (Grade)
Phone: 770-455-7111	Q1: 102.53 (A+)	Q2: N/A	102.53% (A+)
Vendor ID# 35248	Q3: N/A	Q4: N/A	
# New Foster Homes During Quarter: 2	# Children in Care During Quarter: 4	# Placements During Quarter: 4	# Children in Care On Last Day: 4

Quarterly Provider Comparisons to All CPAs

▼ — indicates average for all CPAs





DHS, DFCS, Office of Provider Management
Performance-Based Placement Measures
RBWO Provider GA+SCORECARD - CPA
Report Quarter: Q1 FY2020



Provider/Program Name: Bethany Christian Services - Columbus (574) - CPA

951 Talbotton Rd., Columbus, GA 31904	Quarterly Scores (Grades)		Current Quarter Score (Grade)
Phone: 770-455-7111	Q1: 102.53 (A+)	Q2: N/A	102.53% (A+)
Vendor ID# 35248	Q3: N/A	Q4: N/A	

# New Foster Homes During Quarter: 2	# Children in Care During Quarter: 4	# Placements During Quarter: 4	# Children in Care On Last Day: 4
--------------------------------------	--------------------------------------	--------------------------------	-----------------------------------

	Avg Performance All CPAs (%)	Provider Performance (%)*	Possible Points (Weight)	Provider Points Earned
--	------------------------------	---------------------------	--------------------------	------------------------

OPM Monitoring Reviews

Annual Comprehensive Reviews	84%	90%	25	22.62
Safety Reviews	89%	100%	15	15.00
Monitoring Sub-Total			40	37.62

CPA Safety Outcomes

Incidence of Maltreatment	0.11%	No Substantiated Reports	10	10.00
Staff Training	94%	100%	5	5.00
Staff Safety Checks	88%	67%	5	3.35
Safety Sub-Total			20	18.35

CPA Permanency Outcomes

Placement Stability	92%	100%	15	15.00
Permanency Sub-Total			15	15.00

CPA Well-Being Outcomes

EPSDT Medical Visits	85%	100%	4	4.00
EPSDT Dental Visits	83%	100%	4	4.00
Academic Supports	78%	75%	3	2.25
Provider ECEM Visits	89%	100%	7	7.00
Provider General Contacts	85%	83%	7	5.81
Placements with Siblings	68%	83%	Not Scored	Not Scored
Placements within Legal County	14%	Not Eligible	Not Scored	Not Scored
Well-Being Sub-Total			25	23.06

*Performance calculation descriptions can be found in the FY 2019 RBWO PBP Measurements and Standards Guide.

Monitoring & Outcomes: Possible Points = 100	Points Earned: 94.03
Score Before Incentives Credit	94.03%
Incentives Awarded	8.50 pts
PBP Verification	N/A pts
Total Score	102.53%



DHS, DFCS, Office of Provider Management
Performance-Based Placement Measures
RBWO Provider GA+SCORECARD - CPA
Report Quarter: Q1 FY2020



Provider/Program Name: Bethany Christian Services - Columbus (574) - CPA

# New Foster Homes During Quarter: 2		# Children in Care During Quarter: 4	# Placements During Quarter: 4	# Children in Care On Last Day: 4
CPA Incentive Credits	Avg Performance All CPAs (%)	Provider Performance (%)*	Possible Points (Weight)	Provider Points Earned
Early EPSDT Medical Visits		Not Eligible	2	
Early EPSDT Dental Visits		100%	2	2.00
Permanency Contacts		0%	5	0.00
Additional Academic Supports		0%	2	0.00
HS Grad/GED/Prof or Trade Certificate/College		N/A	10/5/5/1	
EYSS Agreement		Not Eligible	5	
Community Connections		0%	4	0.00
Foster Hm Retention Rate (threshold = 90)		100%	2	2.00
Foster Hm Recruitment (threshold = 100)		100%	2	2.00
Active Agency Accreditation		50%	4	2.00
Staff Clinical Licensure		10%	5	0.50
Incentives Total	6.21			8.50
Maximum total combined incentive credit allowed is 10 points.			Incentives Awarded	8.50

*Performance calculation descriptions can be found in the FY 2019 RBWO PBP Measurements and Standards Guide.

Child Protective Services Investigations and Dispositions

The following investigations data, which is not used for scoring but is considered significant to a provider's performance, is from Georgia SHINES and is not considered final or complete until the end of the fiscal year.

Total Reports:	0
Number Screened In:	0
Number Screened Out:	0
Number Substantiated:	0
Number Unsubstantiated:	0
Number Active CPS Investigations:	0



DHS, DFCS, Office of Provider Management
Performance-Based Placement Measures
RBWO Provider GA+SCORECARD - CPA



Report Quarter: Q1 FY2020

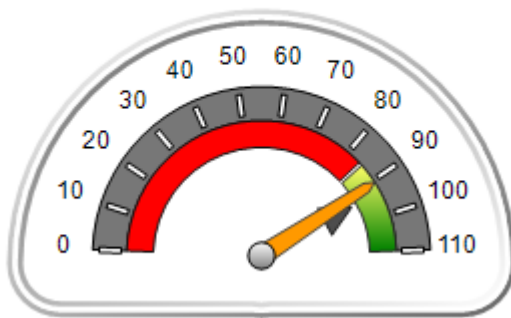
Provider/Program Name: Bloom Our Youth - (5208) - CPA

150 Marquis Dr, Fayetteville, GA 30214	Quarterly Scores (Grades)		Current Quarter Score (Grade)
Phone: 770-461-7020	Q1: 90.68 (A-)	Q2: N/A	90.68% (A-)
Vendor ID# 133541	Q3: N/A	Q4: N/A	
# New Foster Homes During Quarter: 8	# Children in Care During Quarter: 84	# Placements During Quarter: 86	# Children in Care On Last Day: 65

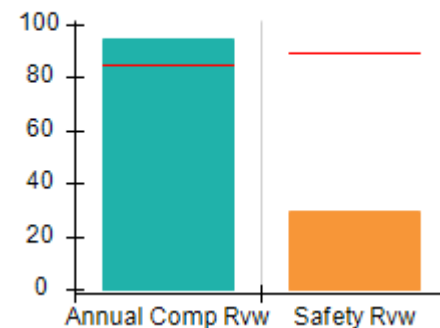
Quarterly Provider Comparisons to All CPAs

▼ — indicates average for all CPAs

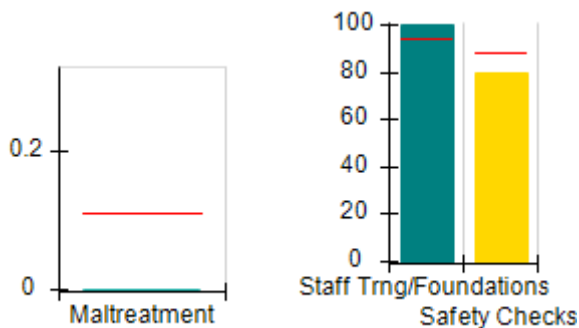
Overall Score (%)



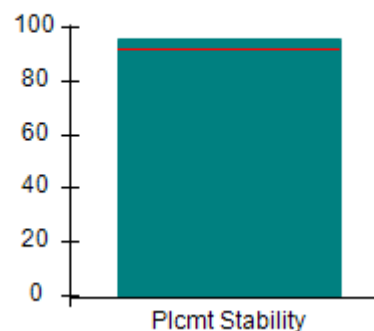
OPM Monitoring Reviews (%)



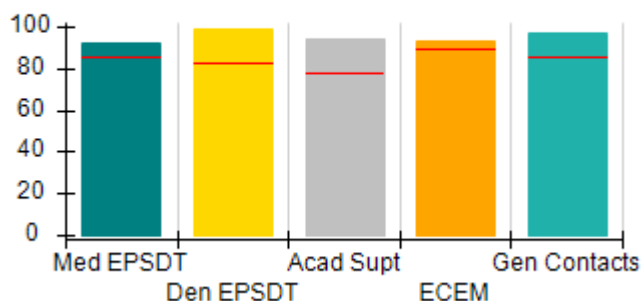
Safety Outcomes (%)



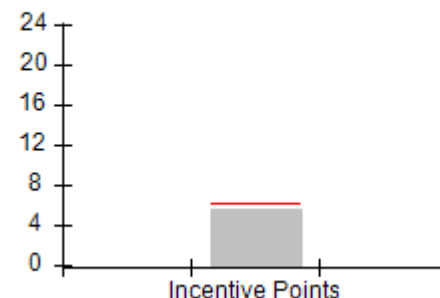
Permanency Outcomes (%)



Well-Being Outcomes (%)



Incentives Earned (Points)





DHS, DFCS, Office of Provider Management
Performance-Based Placement Measures
RBWO Provider GA+SCORECARD - CPA



Report Quarter: Q1 FY2020

Provider/Program Name: Bloom Our Youth - (5208) - CPA

150 Marquis Dr, Fayetteville, GA 30214	Quarterly Scores (Grades)		Current Quarter Score (Grade)
Phone: 770-461-7020	Q1: 90.68 (A-)	Q2: N/A	90.68% (A-)
Vendor ID# 133541	Q3: N/A	Q4: N/A	

# New Foster Homes During Quarter: 8	# Children in Care During Quarter: 84	# Placements During Quarter: 86	# Children in Care On Last Day: 65
--------------------------------------	---------------------------------------	---------------------------------	------------------------------------

	Avg Performance All CPAs (%)	Provider Performance (%)*	Possible Points (Weight)	Provider Points Earned
--	------------------------------	---------------------------	--------------------------	------------------------

OPM Monitoring Reviews

Annual Comprehensive Reviews	84%	94%	25	23.56
Safety Reviews	89%	30%	15	4.50
Monitoring Sub-Total			40	28.06

CPA Safety Outcomes

Incidence of Maltreatment	0.11%	No Substantiated Reports	10	10.00
Staff Training	94%	100%	5	5.00
Staff Safety Checks	88%	80%	5	4.00
Safety Sub-Total			20	19.00

CPA Permanency Outcomes

Placement Stability	92%	96%	15	14.40
Permanency Sub-Total			15	14.40

CPA Well-Being Outcomes

EPSDT Medical Visits	85%	92%	4	3.68
EPSDT Dental Visits	83%	99%	4	3.96
Academic Supports	78%	94%	3	2.82
Provider ECEM Visits	89%	93%	7	6.51
Provider General Contacts	85%	97%	7	6.79
Placements with Siblings	68%	96%	Not Scored	Not Scored
Placements within Legal County	14%	29%	Not Scored	Not Scored
Well-Being Sub-Total			25	23.76

*Performance calculation descriptions can be found in the FY 2019 RBWO PBP Measurements and Standards Guide.

Monitoring & Outcomes: Possible Points = 100	Points Earned: 85.22
Score Before Incentives Credit	85.22%
Incentives Awarded	5.46 pts
PBP Verification	N/A pts
Total Score	90.68%



DHS, DFCS, Office of Provider Management
Performance-Based Placement Measures
RBWO Provider GA+SCORECARD - CPA



Report Quarter: Q1 FY2020

Provider/Program Name: Bloom Our Youth - (5208) - CPA

# New Foster Homes During Quarter: 8		# Children in Care During Quarter: 84	# Placements During Quarter: 86	# Children in Care On Last Day: 65
CPA Incentive Credits	Avg Performance All CPAs (%)	Provider Performance (%)*	Possible Points (Weight)	Provider Points Earned
Early EPSDT Medical Visits		100%	2	2.00
Early EPSDT Dental Visits		84%	2	1.68
Permanency Contacts		0%	5	0.00
Additional Academic Supports		89%	2	1.78
HS Grad/GED/Prof or Trade Certificate/College		N/A	10/5/5/1	
EYSS Agreement		Not Eligible	5	
Community Connections		0%	4	0.00
Foster Hm Retention Rate (threshold = 90)		83%	2	0.00
Foster Hm Recruitment (threshold = 100)		75%	2	0.00
Active Agency Accreditation		0%	4	0.00
Staff Clinical Licensure		0%	5	0.00
Incentives Total	6.21			5.46
Maximum total combined incentive credit allowed is 10 points.			Incentives Awarded	5.46

*Performance calculation descriptions can be found in the FY 2019 RBWO PBP Measurements and Standards Guide.

Child Protective Services Investigations and Dispositions

The following investigations data, which is not used for scoring but is considered significant to a provider's performance, is from Georgia SHINES and is not considered final or complete until the end of the fiscal year.

Total Reports:	3
Number Screened In:	0
Number Screened Out:	3
Number Substantiated:	0
Number Unsubstantiated:	0
Number Active CPS Investigations:	0



DHS, DFCS, Office of Provider Management
Performance-Based Placement Measures
RBWO Provider GA+SCORECARD - CPA
Report Quarter: Q1 FY2020



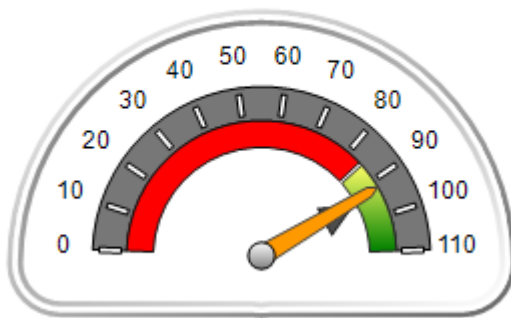
Provider/Program Name: Camp Rock of GA, Inc. - (5392) - CPA

4888 Rocky Ford Road, Valdosta, GA 31603	Quarterly Scores (Grades)		Current Quarter Score (Grade)
Phone: 229-244-1920	Q1: 92.19 (A-)	Q2: N/A	92.19% (A-)
Vendor ID# 161801	Q3: N/A	Q4: N/A	
# New Foster Homes During Quarter: 2	# Children in Care During Quarter: 12	# Placements During Quarter: 13	# Children in Care On Last Day: 12

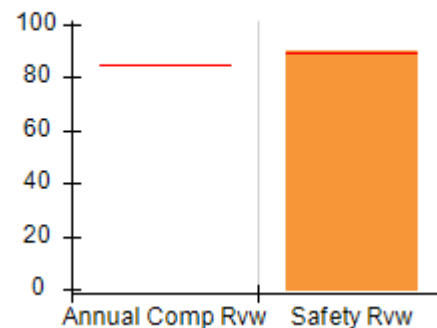
Quarterly Provider Comparisons to All CPAs

— indicates average for all CPAs

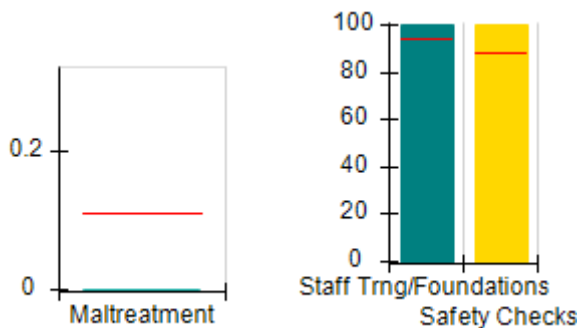
Overall Score (%)



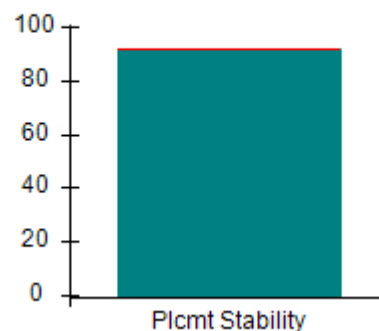
OPM Monitoring Reviews (%)



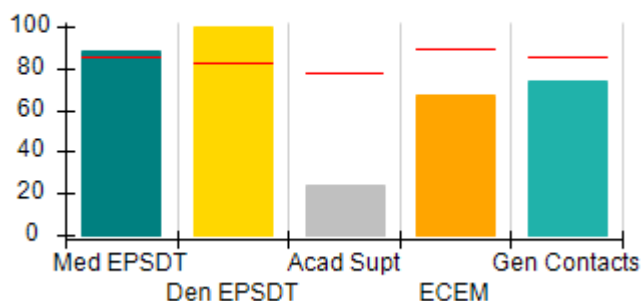
Safety Outcomes (%)



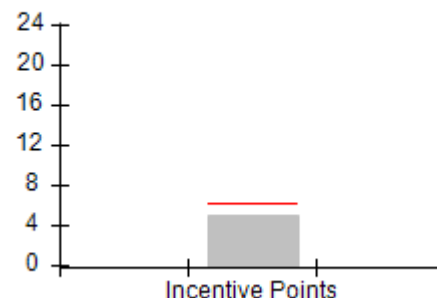
Permanency Outcomes (%)



Well-Being Outcomes (%)



Incentives Earned (Points)





DHS, DFCS, Office of Provider Management
Performance-Based Placement Measures
RBWO Provider GA+SCORECARD - CPA
Report Quarter: Q1 FY2020



Provider/Program Name: Camp Rock of GA, Inc. - (5392) - CPA				
4888 Rocky Ford Road, Valdosta, GA 31603	Quarterly Scores (Grades)		Current Quarter Score (Grade)	
Phone: 229-244-1920	Q1: 92.19 (A-)	Q2: N/A	92.19% (A-)	
Vendor ID# 161801	Q3: N/A	Q4: N/A		
# New Foster Homes During Quarter: 2	# Children in Care During Quarter: 12	# Placements During Quarter: 13	# Children in Care On Last Day: 12	
	Avg Performance All CPAs (%)	Provider Performance (%)*	Possible Points (Weight)	Provider Points Earned
OPM Monitoring Reviews				
Annual Comprehensive Reviews	84%	Not Yet Conducted		
Safety Reviews	89%	90%	15	13.50
Monitoring Sub-Total			15	13.50
CPA Safety Outcomes				
Incidence of Maltreatment	0.11%	No Substantiated Reports	10	10.00
Staff Training	94%	100%	5	5.00
Staff Safety Checks	88%	100%	5	5.00
Safety Sub-Total			20	20.00
CPA Permanency Outcomes				
Placement Stability	92%	92%	15	13.80
Permanency Sub-Total			15	13.80
CPA Well-Being Outcomes				
EPSDT Medical Visits	85%	88%	4	3.52
EPSDT Dental Visits	83%	100%	4	4.00
Academic Supports	78%	24%	3	0.72
Provider ECEM Visits	89%	67%	7	4.69
Provider General Contacts	85%	74%	7	5.18
Placements with Siblings	68%	67%	Not Scored	Not Scored
Placements within Legal County	14%	0%	Not Scored	Not Scored
Well-Being Sub-Total			25	18.11
*Performance calculation descriptions can be found in the FY 2019 RBWO PBP Measurements and Standards Guide.				
Monitoring & Outcomes: Possible Points = 75			Points Earned: 65.41	
Score Before Incentives Credit			87.21%	
Incentives Awarded			4.98 pts	
PBP Verification			N/A pts	
Total Score			92.19%	



DHS, DFCS, Office of Provider Management
Performance-Based Placement Measures
RBWO Provider GA+SCORECARD - CPA
Report Quarter: Q1 FY2020



Provider/Program Name: Camp Rock of GA, Inc. - (5392) - CPA

# New Foster Homes During Quarter: 2		# Children in Care During Quarter: 12	# Placements During Quarter: 13	# Children in Care On Last Day: 12
CPA Incentive Credits	Avg Performance All CPAs (%)	Provider Performance (%)*	Possible Points (Weight)	Provider Points Earned
Early EPSDT Medical Visits		100%	2	2.00
Early EPSDT Dental Visits		Not Eligible	2	
Permanency Contacts		0%	5	0.00
Additional Academic Supports		24%	2	0.48
HS Grad/GED/Prof or Trade Certificate/College		N/A	10/5/5/1	
EYSS Agreement		Not Eligible	5	
Community Connections		0%	4	0.00
Foster Hm Retention Rate (threshold = 90)		75%	2	0.00
Foster Hm Recruitment (threshold = 100)		600%	2	2.00
Active Agency Accreditation		0%	4	0.00
Staff Clinical Licensure		10%	5	0.50
Incentives Total	6.21			4.98
Maximum total combined incentive credit allowed is 10 points.			Incentives Awarded	4.98

*Performance calculation descriptions can be found in the FY 2019 RBWO PBP Measurements and Standards Guide.

Child Protective Services Investigations and Dispositions

The following investigations data, which is not used for scoring but is considered significant to a provider's performance, is from Georgia SHINES and is not considered final or complete until the end of the fiscal year.

Total Reports:	0	
Number Screened In:	0	
Number Screened Out:	0	
Number Substantiated:	0	
Number Unsubstantiated:	0	
Number Active CPS Investigations:	0	



DHS, DFCS, Office of Provider Management

Performance-Based Placement Measures

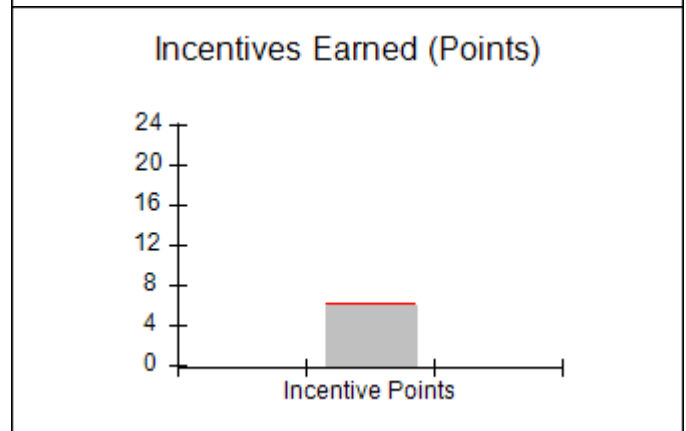
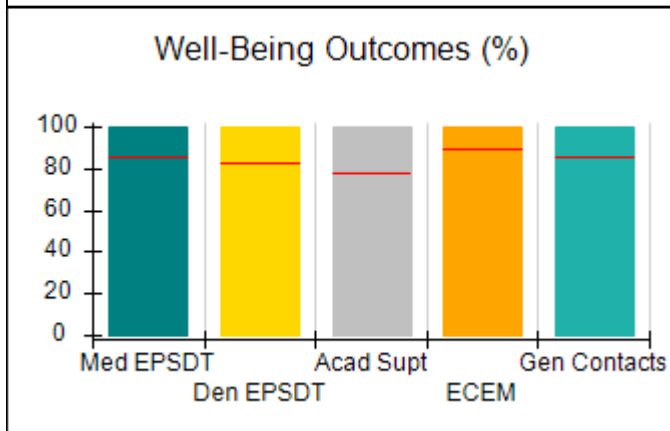
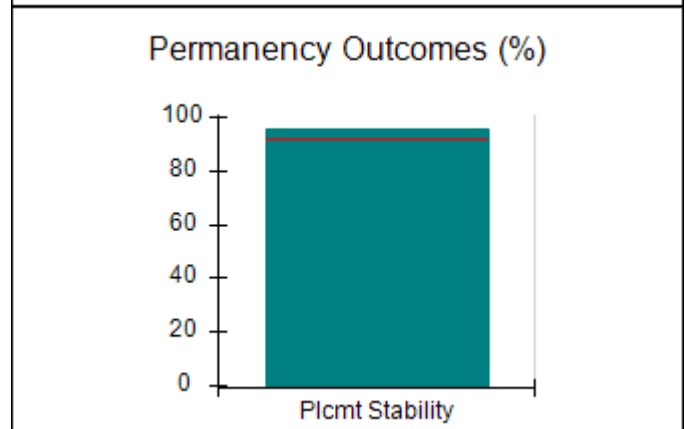
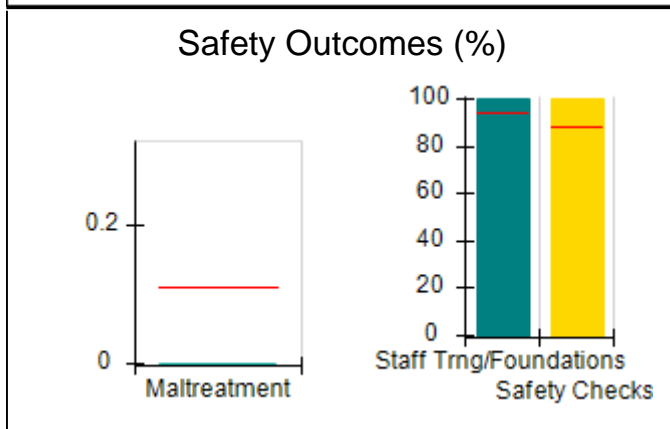
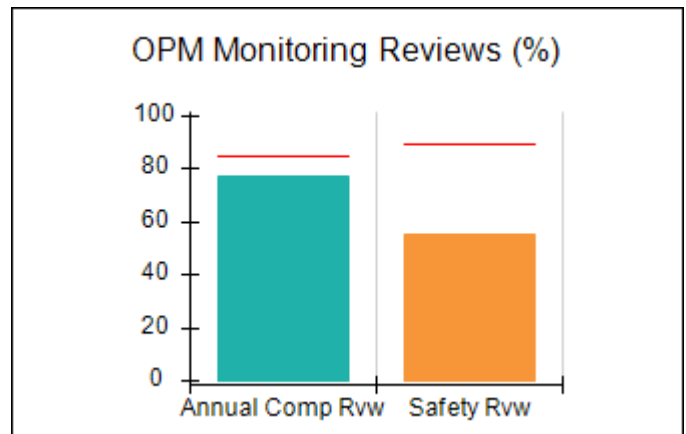
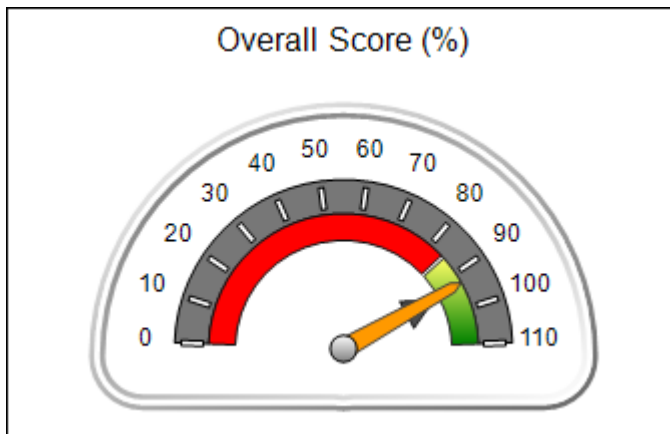
RBWO Provider GA+SCORECARD - CPA



Report Quarter: Q1 FY2020

Provider/Program Name: Care4All Children Services, Inc. - College Park (5206) - CPA			
1651 Phoenix Blvd, College Park, GA 30349	Quarterly Scores (Grades)		Current Quarter Score (Grade)
Phone: 678-719-9677	Q1: 93.01 (A-)	Q2: N/A	93.01% (A-)
Vendor ID# 133468	Q3: N/A	Q4: N/A	
# New Foster Homes During Quarter: 1	# Children in Care During Quarter: 23	# Placements During Quarter: 23	# Children in Care On Last Day: 17
Quarterly Provider Comparisons to All CPAs			

▼ — indicates average for all CPAs





DHS, DFCS, Office of Provider Management
Performance-Based Placement Measures
RBWO Provider GA+SCORECARD - CPA
Report Quarter: Q1 FY2020



Provider/Program Name: Care4All Children Services, Inc. - College Park (5206) - CPA

1651 Phoenix Blvd, College Park, GA 30349	Quarterly Scores (Grades)		Current Quarter Score (Grade)
Phone: 678-719-9677	Q1: 93.01 (A-)	Q2: N/A	93.01% (A-)
Vendor ID# 133468	Q3: N/A	Q4: N/A	

# New Foster Homes During Quarter: 1	# Children in Care During Quarter: 23	# Placements During Quarter: 23	# Children in Care On Last Day: 17
--------------------------------------	---------------------------------------	---------------------------------	------------------------------------

	Avg Performance All CPAs (%)	Provider Performance (%)*	Possible Points (Weight)	Provider Points Earned
--	------------------------------	---------------------------	--------------------------	------------------------

OPM Monitoring Reviews

Annual Comprehensive Reviews	84%	77%	25	19.36
Safety Reviews	89%	55%	15	8.25
Monitoring Sub-Total			40	27.61

CPA Safety Outcomes

Incidence of Maltreatment	0.11%	No Substantiated Reports	10	10.00
Staff Training	94%	100%	5	5.00
Staff Safety Checks	88%	100%	5	5.00
Safety Sub-Total			20	20.00

CPA Permanency Outcomes

Placement Stability	92%	96%	15	14.40
Permanency Sub-Total			15	14.40

CPA Well-Being Outcomes

EPSDT Medical Visits	85%	100%	4	4.00
EPSDT Dental Visits	83%	100%	4	4.00
Academic Supports	78%	100%	3	3.00
Provider ECEM Visits	89%	100%	7	7.00
Provider General Contacts	85%	100%	7	7.00
Placements with Siblings	68%	64%	Not Scored	Not Scored
Placements within Legal County	14%	0%	Not Scored	Not Scored
Well-Being Sub-Total			25	25.00

*Performance calculation descriptions can be found in the FY 2019 RBWO PBP Measurements and Standards Guide.

Monitoring & Outcomes: Possible Points = 100	Points Earned: 87.01
Score Before Incentives Credit	87.01%
Incentives Awarded	6.00 pts
PBP Verification	N/A pts
Total Score	93.01%



DHS, DFCS, Office of Provider Management
Performance-Based Placement Measures
RBWO Provider GA+SCORECARD - CPA
Report Quarter: Q1 FY2020



Provider/Program Name: Care4All Children Services, Inc. - College Park (5206) - CPA

# New Foster Homes During Quarter: 1		# Children in Care During Quarter: 23	# Placements During Quarter: 23	# Children in Care On Last Day: 17
CPA Incentive Credits	Avg Performance All CPAs (%)	Provider Performance (%)*	Possible Points (Weight)	Provider Points Earned
Early EPSDT Medical Visits		100%	2	2.00
Early EPSDT Dental Visits		100%	2	2.00
Permanency Contacts		None Planned	5	
Additional Academic Supports		100%	2	2.00
HS Grad/GED/Prof or Trade Certificate/College		N/A	10/5/5/1	
EYSS Agreement		Not Eligible	5	
Community Connections		0%	4	0.00
Foster Hm Retention Rate (threshold = 90)		89%	2	0.00
Foster Hm Recruitment (threshold = 100)		50%	2	0.00
Active Agency Accreditation		0%	4	0.00
Staff Clinical Licensure		0%	5	0.00
Incentives Total	6.21			6.00
Maximum total combined incentive credit allowed is 10 points.			Incentives Awarded	6.00

*Performance calculation descriptions can be found in the FY 2019 RBWO PBP Measurements and Standards Guide.

Child Protective Services Investigations and Dispositions

The following investigations data, which is not used for scoring but is considered significant to a provider's performance, is from Georgia SHINES and is not considered final or complete until the end of the fiscal year.

Total Reports:	1
Number Screened In:	1
Number Screened Out:	0
Number Substantiated:	0
Number Unsubstantiated:	1
Number Active CPS Investigations:	0



DHS, DFCS, Office of Provider Management
Performance-Based Placement Measures
RBWO Provider GA+SCORECARD - CPA



Report Quarter: Q1 FY2020

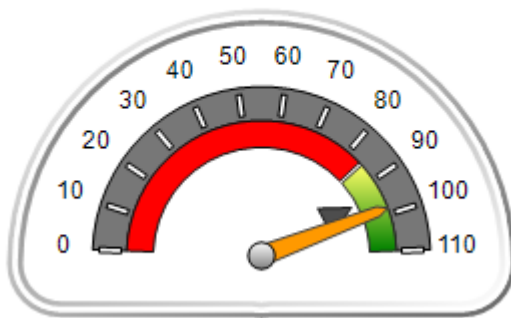
Provider/Program Name: Care4All Children Services, Inc. - Lawrenceville (5147) - CPA

1174 McKendree Church Rd , Lawrenceville, GA 30043	Quarterly Scores (Grades)		Current Quarter Score (Grade)
Phone: 678-719-9677	Q1: 98.34 (A+)	Q2: N/A	98.34% (A+)
Vendor ID# 115381	Q3: N/A	Q4: N/A	
# New Foster Homes During Quarter: 0	# Children in Care During Quarter: 80	# Placements During Quarter: 84	# Children in Care On Last Day: 60

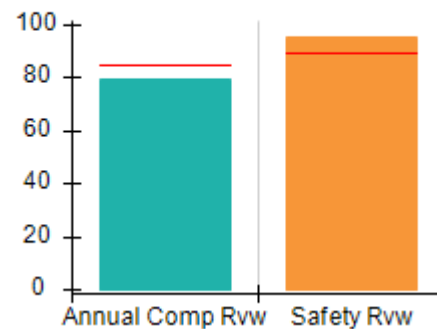
Quarterly Provider Comparisons to All CPAs

▼ — indicates average for all CPAs

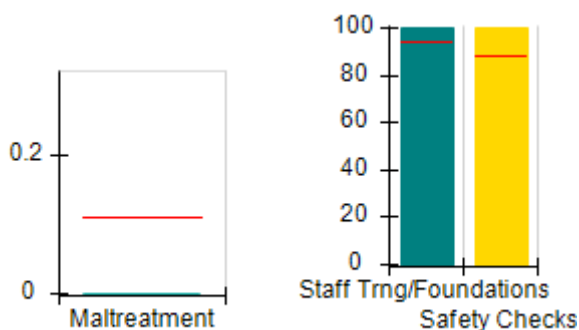
Overall Score (%)



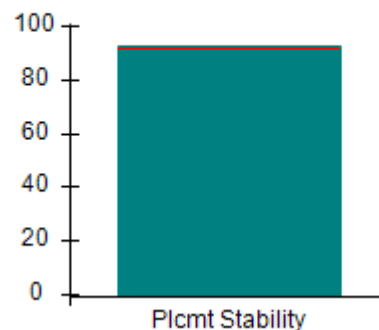
OPM Monitoring Reviews (%)



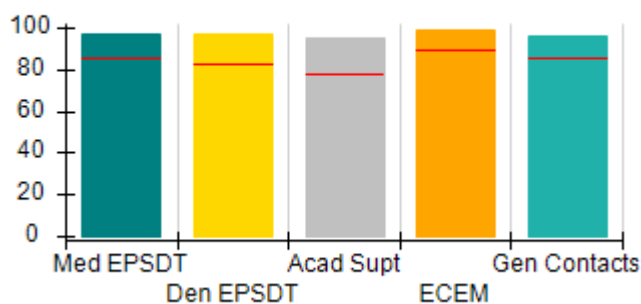
Safety Outcomes (%)



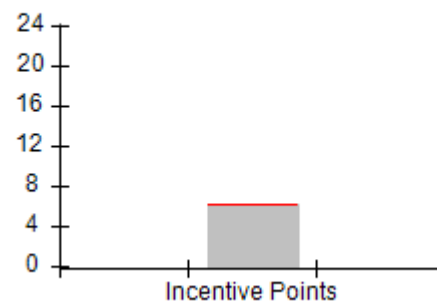
Permanency Outcomes (%)



Well-Being Outcomes (%)



Incentives Earned (Points)





DHS, DFCS, Office of Provider Management
Performance-Based Placement Measures
RBWO Provider GA+SCORECARD - CPA
Report Quarter: Q1 FY2020



Provider/Program Name: Care4All Children Services, Inc. - Lawrenceville (5147) - CPA

1174 McKendree Church Rd , Lawrenceville, GA 30043	Quarterly Scores (Grades)		Current Quarter Score (Grade)
Phone: 678-719-9677	Q1: 98.34 (A+)	Q2: N/A	98.34% (A+)
Vendor ID# 115381	Q3: N/A	Q4: N/A	

# New Foster Homes During Quarter: 0	# Children in Care During Quarter: 80	# Placements During Quarter: 84	# Children in Care On Last Day: 60
--------------------------------------	---------------------------------------	---------------------------------	------------------------------------

	Avg Performance All CPAs (%)	Provider Performance (%)*	Possible Points (Weight)	Provider Points Earned
--	-------------------------------------	----------------------------------	---------------------------------	-------------------------------

OPM Monitoring Reviews

Annual Comprehensive Reviews	84%	79%	25	19.76
Safety Reviews	89%	95%	15	14.25
Monitoring Sub-Total			40	34.01

CPA Safety Outcomes

Incidence of Maltreatment	0.11%	No Substantiated Reports	10	10.00
Staff Training	94%	100%	5	5.00
Staff Safety Checks	88%	100%	5	5.00
Safety Sub-Total			20	20.00

CPA Permanency Outcomes

Placement Stability	92%	93%	15	13.95
Permanency Sub-Total			15	13.95

CPA Well-Being Outcomes

EPSDT Medical Visits	85%	97%	4	3.88
EPSDT Dental Visits	83%	97%	4	3.88
Academic Supports	78%	95%	3	2.85
Provider ECEM Visits	89%	99%	7	6.93
Provider General Contacts	85%	96%	7	6.72
Placements with Siblings	68%	84%	Not Scored	Not Scored
Placements within Legal County	14%	7%	Not Scored	Not Scored
Well-Being Sub-Total			25	24.26

*Performance calculation descriptions can be found in the FY 2019 RBWO PBP Measurements and Standards Guide.

Monitoring & Outcomes: Possible Points = 100	Points Earned: 92.22
Score Before Incentives Credit	92.22%
Incentives Awarded	6.12 pts
PBP Verification	N/A pts
Total Score	98.34%



DHS, DFCS, Office of Provider Management
Performance-Based Placement Measures
RBWO Provider GA+SCORECARD - CPA
Report Quarter: Q1 FY2020



Provider/Program Name: Care4All Children Services, Inc. - Lawrenceville (5147) - CPA

# New Foster Homes During Quarter: 0		# Children in Care During Quarter: 80	# Placements During Quarter: 84	# Children in Care On Last Day: 60
CPA Incentive Credits	Avg Performance All CPAs (%)	Provider Performance (%)*	Possible Points (Weight)	Provider Points Earned
Early EPSDT Medical Visits		83%	2	1.66
Early EPSDT Dental Visits		83%	2	1.66
Permanency Contacts		None Planned	5	
Additional Academic Supports		94%	2	1.88
HS Grad/GED/Prof or Trade Certificate/College		N/A	10/5/5/1	
EYSS Agreement		Not Eligible	5	
Community Connections		23%	4	0.92
Foster Hm Retention Rate (threshold = 90)		80%	2	0.00
Foster Hm Recruitment (threshold = 100)		0%	2	0.00
Active Agency Accreditation		0%	4	0.00
Staff Clinical Licensure		0%	5	0.00
Incentives Total	6.21			6.12
Maximum total combined incentive credit allowed is 10 points.			Incentives Awarded	6.12

*Performance calculation descriptions can be found in the FY 2019 RBWO PBP Measurements and Standards Guide.

Child Protective Services Investigations and Dispositions

The following investigations data, which is not used for scoring but is considered significant to a provider's performance, is from Georgia SHINES and is not considered final or complete until the end of the fiscal year.

Total Reports:	0
Number Screened In:	0
Number Screened Out:	0
Number Substantiated:	0
Number Unsubstantiated:	0
Number Active CPS Investigations:	0



DHS, DFCS, Office of Provider Management

Performance-Based Placement Measures

RBWO Provider GA+SCORECARD - CPA



Report Quarter: Q1 FY2020

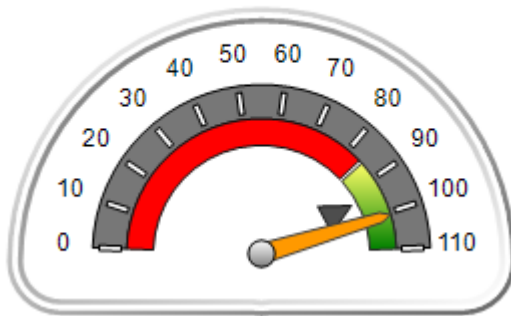
Provider/Program Name: Centerstone of Tennessee - (5203) - CPA

206 West Hawthorne Street, Dalton, GA 30720	Quarterly Scores (Grades)		Current Quarter Score (Grade)
Phone: 706-618-7784	Q1: 100.76 (A+)	Q2: N/A	100.76% (A+)
Vendor ID# 132186	Q3: N/A	Q4: N/A	
# New Foster Homes During Quarter: 0	# Children in Care During Quarter: 7	# Placements During Quarter: 8	# Children in Care On Last Day: 6

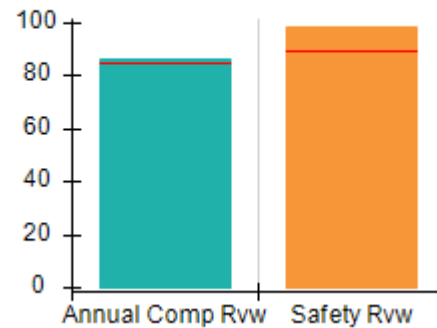
Quarterly Provider Comparisons to All CPAs

— indicates average for all CPAs

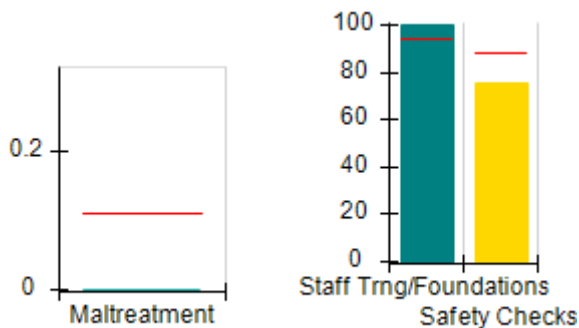
Overall Score (%)



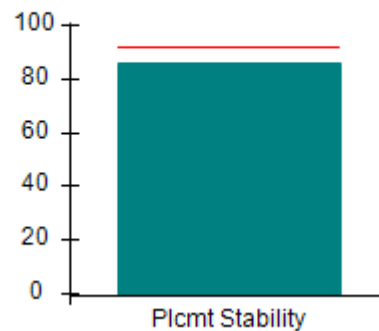
OPM Monitoring Reviews (%)



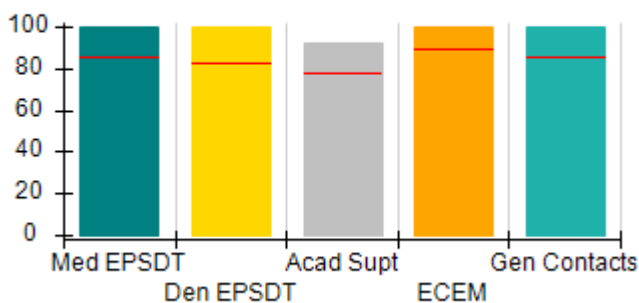
Safety Outcomes (%)



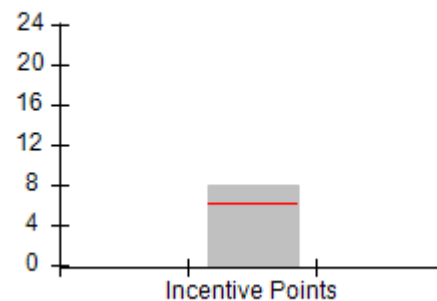
Permanency Outcomes (%)



Well-Being Outcomes (%)



Incentives Earned (Points)





DHS, DFCS, Office of Provider Management
Performance-Based Placement Measures
RBWO Provider GA+SCORECARD - CPA
Report Quarter: Q1 FY2020



Provider/Program Name: Centerstone of Tennessee - (5203) - CPA

206 West Hawthorne Street, Dalton, GA 30720	Quarterly Scores (Grades)		Current Quarter Score (Grade)
Phone: 706-618-7784	Q1: 100.76 (A+)	Q2: N/A	100.76% (A+)
Vendor ID# 132186	Q3: N/A	Q4: N/A	

# New Foster Homes During Quarter: 0	# Children in Care During Quarter: 7	# Placements During Quarter: 8	# Children in Care On Last Day: 6
--------------------------------------	--------------------------------------	--------------------------------	-----------------------------------

	Avg Performance All CPAs (%)	Provider Performance (%)*	Possible Points (Weight)	Provider Points Earned
--	------------------------------	---------------------------	--------------------------	------------------------

OPM Monitoring Reviews

Annual Comprehensive Reviews	84%	86%	25	21.60
Safety Reviews	89%	98%	15	14.75
Monitoring Sub-Total			40	36.35

CPA Safety Outcomes

Incidence of Maltreatment	0.11%	No Substantiated Reports	10	10.00
Staff Training	94%	100%	5	5.00
Staff Safety Checks	88%	75%	5	3.75
Safety Sub-Total			20	18.75

CPA Permanency Outcomes

Placement Stability	92%	86%	15	12.90
Permanency Sub-Total			15	12.90

CPA Well-Being Outcomes

EPSDT Medical Visits	85%	100%	4	4.00
EPSDT Dental Visits	83%	100%	4	4.00
Academic Supports	78%	92%	3	2.76
Provider ECEM Visits	89%	100%	7	7.00
Provider General Contacts	85%	100%	7	7.00
Placements with Siblings	68%	100%	Not Scored	Not Scored
Placements within Legal County	14%	25%	Not Scored	Not Scored
Well-Being Sub-Total			25	24.76

*Performance calculation descriptions can be found in the FY 2019 RBWO PBP Measurements and Standards Guide.

Monitoring & Outcomes: Possible Points = 100	Points Earned: 92.76
Score Before Incentives Credit	92.76%
Incentives Awarded	8.00 pts
PBP Verification	N/A pts
Total Score	100.76%



DHS, DFCS, Office of Provider Management
Performance-Based Placement Measures
RBWO Provider GA+SCORECARD - CPA
Report Quarter: Q1 FY2020



Provider/Program Name: Centerstone of Tennessee - (5203) - CPA

# New Foster Homes During Quarter: 0		# Children in Care During Quarter: 7	# Placements During Quarter: 8	# Children in Care On Last Day: 6
CPA Incentive Credits	Avg Performance All CPAs (%)	Provider Performance (%)*	Possible Points (Weight)	Provider Points Earned
Early EPSDT Medical Visits		100%	2	2.00
Early EPSDT Dental Visits		100%	2	2.00
Permanency Contacts		0%	5	0.00
Additional Academic Supports		0%	2	0.00
HS Grad/GED/Prof or Trade Certificate/College		N/A	10/5/5/1	
EYSS Agreement		Not Eligible	5	
Community Connections		0%	4	0.00
Foster Hm Retention Rate (threshold = 90)		80%	2	0.00
Foster Hm Recruitment (threshold = 100)		100%	2	2.00
Active Agency Accreditation		50%	4	2.00
Staff Clinical Licensure		0%	5	0.00
Incentives Total	6.21			8.00
Maximum total combined incentive credit allowed is 10 points.			Incentives Awarded	8.00

*Performance calculation descriptions can be found in the FY 2019 RBWO PBP Measurements and Standards Guide.

Child Protective Services Investigations and Dispositions

The following investigations data, which is not used for scoring but is considered significant to a provider's performance, is from Georgia SHINES and is not considered final or complete until the end of the fiscal year.

Total Reports:	0
Number Screened In:	0
Number Screened Out:	0
Number Substantiated:	0
Number Unsubstantiated:	0
Number Active CPS Investigations:	0



DHS, DFCS, Office of Provider Management

Performance-Based Placement Measures

RBWO Provider GA+SCORECARD - CPA



Report Quarter: Q1 FY2020

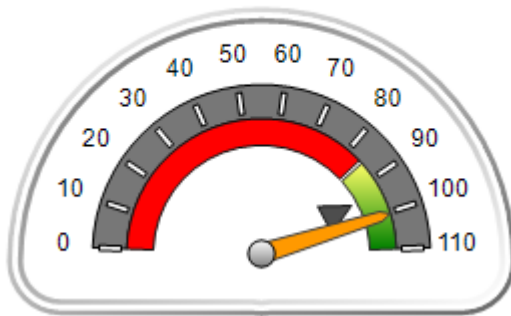
Provider/Program Name: Childkind, Inc - (583) - CPA

1990 Lakeside Parkway, Tucker, GA 30084	Quarterly Scores (Grades)		Current Quarter Score (Grade)
Phone: 404-248-1980	Q1: 100.47 (A+)	Q2: N/A	100.47% (A+)
Vendor ID# 35271	Q3: N/A	Q4: N/A	
# New Foster Homes During Quarter: 2	# Children in Care During Quarter: 73	# Placements During Quarter: 75	# Children in Care On Last Day: 56

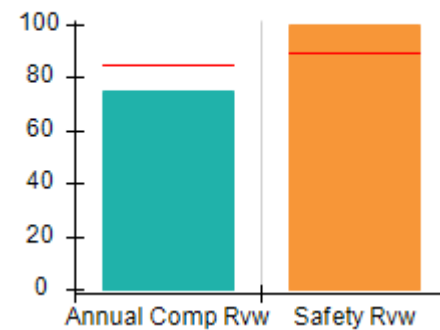
Quarterly Provider Comparisons to All CPAs

— indicates average for all CPAs

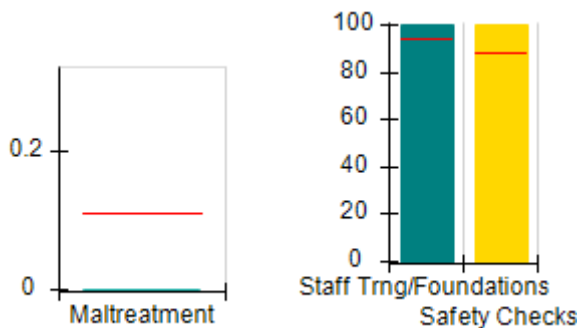
Overall Score (%)



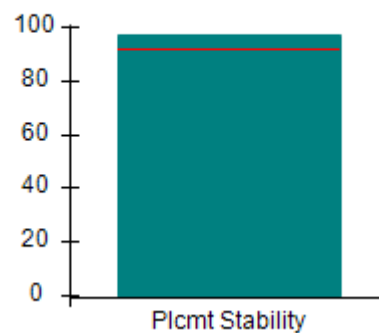
OPM Monitoring Reviews (%)



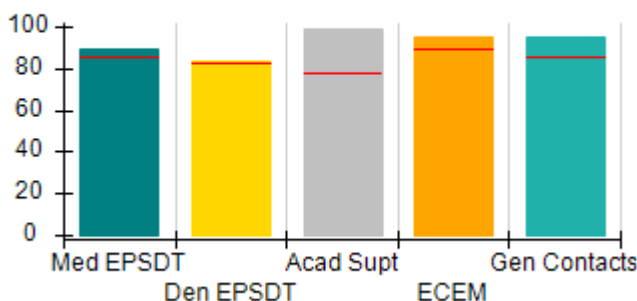
Safety Outcomes (%)



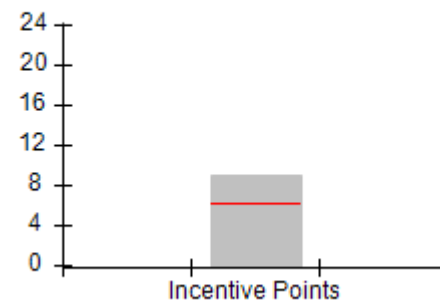
Permanency Outcomes (%)



Well-Being Outcomes (%)



Incentives Earned (Points)





DHS, DFCS, Office of Provider Management
Performance-Based Placement Measures
RBWO Provider GA+SCORECARD - CPA
Report Quarter: Q1 FY2020



Provider/Program Name: Childkind, Inc - (583) - CPA				
1990 Lakeside Parkway, Tucker, GA 30084		Quarterly Scores (Grades)		Current Quarter Score (Grade)
Phone: 404-248-1980		Q1: 100.47 (A+)	Q2: N/A	100.47% (A+)
Vendor ID# 35271		Q3: N/A	Q4: N/A	
# New Foster Homes During Quarter: 2		# Children in Care During Quarter: 73	# Placements During Quarter: 75	# Children in Care On Last Day: 56
	Avg Performance All CPAs (%)	Provider Performance (%)*	Possible Points (Weight)	Provider Points Earned
OPM Monitoring Reviews				
Annual Comprehensive Reviews	84%	75%	25	18.73
Safety Reviews	89%	100%	15	15.00
Monitoring Sub-Total			40	33.73
CPA Safety Outcomes				
Incidence of Maltreatment	0.11%	No Substantiated Reports	10	10.00
Staff Training	94%	100%	5	5.00
Staff Safety Checks	88%	100%	5	5.00
Safety Sub-Total			20	20.00
CPA Permanency Outcomes				
Placement Stability	92%	97%	15	14.55
Permanency Sub-Total			15	14.55
CPA Well-Being Outcomes				
EPSDT Medical Visits	85%	89%	4	3.56
EPSDT Dental Visits	83%	83%	4	3.32
Academic Supports	78%	99%	3	2.97
Provider ECEM Visits	89%	95%	7	6.65
Provider General Contacts	85%	95%	7	6.65
Placements with Siblings	68%	60%	Not Scored	Not Scored
Placements within Legal County	14%	29%	Not Scored	Not Scored
Well-Being Sub-Total			25	23.15
*Performance calculation descriptions can be found in the FY 2019 RBWO PBP Measurements and Standards Guide.				
Monitoring & Outcomes: Possible Points = 100			Points Earned: 91.43	
Score Before Incentives Credit				91.43%
Incentives Awarded				9.04 pts
PBP Verification				N/A pts
Total Score				100.47%



DHS, DFCS, Office of Provider Management
Performance-Based Placement Measures
RBWO Provider GA+SCORECARD - CPA
Report Quarter: Q1 FY2020



Provider/Program Name: Childkind, Inc - (583) - CPA

# New Foster Homes During Quarter: 2		# Children in Care During Quarter: 73	# Placements During Quarter: 75	# Children in Care On Last Day: 56
CPA Incentive Credits	Avg Performance All CPAs (%)	Provider Performance (%)*	Possible Points (Weight)	Provider Points Earned
Early EPSDT Medical Visits		100%	2	2.00
Early EPSDT Dental Visits		52%	2	1.04
Permanency Contacts		None Planned	5	
Additional Academic Supports		0%	2	0.00
HS Grad/GED/Prof or Trade Certificate/College		N/A	10/5/5/1	
EYSS Agreement		Not Eligible	5	
Community Connections		0%	4	0.00
Foster Hm Retention Rate (threshold = 90)		94%	2	2.00
Foster Hm Recruitment (threshold = 100)		125%	2	2.00
Active Agency Accreditation		50%	4	2.00
Staff Clinical Licensure		0%	5	0.00
Incentives Total	6.21			9.04
Maximum total combined incentive credit allowed is 10 points.			Incentives Awarded	9.04

*Performance calculation descriptions can be found in the FY 2019 RBWO PBP Measurements and Standards Guide.

Child Protective Services Investigations and Dispositions

The following investigations data, which is not used for scoring but is considered significant to a provider's performance, is from Georgia SHINES and is not considered final or complete until the end of the fiscal year.

Total Reports:	0
Number Screened In:	0
Number Screened Out:	0
Number Substantiated:	0
Number Unsubstantiated:	1
Number Active CPS Investigations:	-1



DHS, DFCS, Office of Provider Management
Performance-Based Placement Measures
RBWO Provider GA+SCORECARD - CPA



Report Quarter: Q1 FY2020

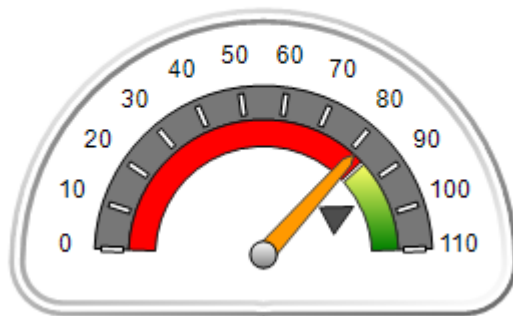
Provider/Program Name: Children 1st Community Development Services, Inc. - Ponce De Leon Ave. (5373) - CPA

1026 Ponce De Leon Ave., Atlanta, GA 30306	Quarterly Scores (Grades)		Current Quarter Score (Grade)
Phone: 706-393-2814	Q1: 81.32 (B-)	Q2: N/A	81.32% (B-)
Vendor ID# 161687	Q3: N/A	Q4: N/A	
# New Foster Homes During Quarter: 6	# Children in Care During Quarter: 15	# Placements During Quarter: 15	# Children in Care On Last Day: 12

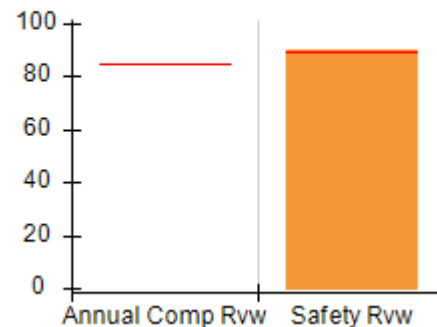
Quarterly Provider Comparisons to All CPAs

▼ — indicates average for all CPAs

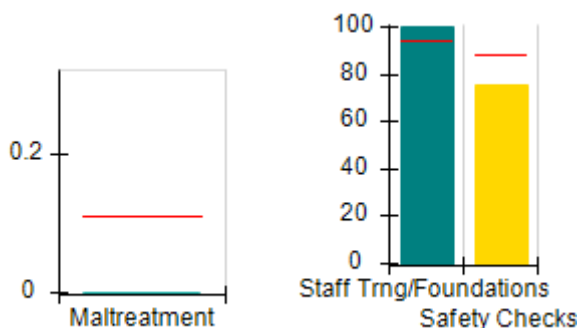
Overall Score (%)



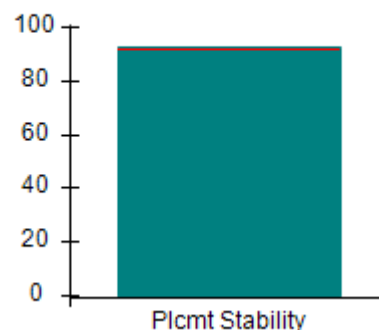
OPM Monitoring Reviews (%)



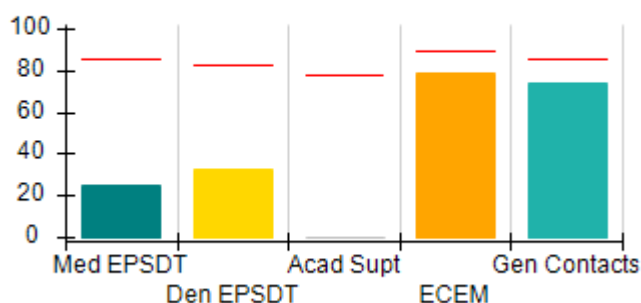
Safety Outcomes (%)



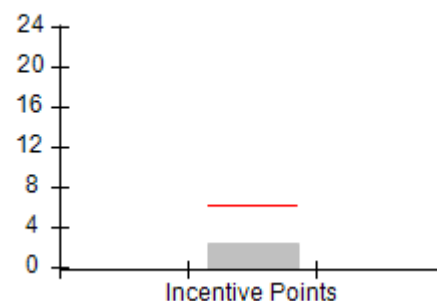
Permanency Outcomes (%)



Well-Being Outcomes (%)



Incentives Earned (Points)





DHS, DFCS, Office of Provider Management
Performance-Based Placement Measures
RBWO Provider GA+SCORECARD - CPA



Report Quarter: Q1 FY2020

Provider/Program Name: Children 1st Community Development Services, Inc. - Ponce De Leon Ave. (5373) - CPA

1026 Ponce De Leon Ave., Atlanta, GA 30306	Quarterly Scores (Grades)		Current Quarter Score (Grade)
Phone: 706-393-2814	Q1: 81.32 (B-)	Q2: N/A	81.32% (B-)
Vendor ID# 161687	Q3: N/A	Q4: N/A	

# New Foster Homes During Quarter: 6	# Children in Care During Quarter: 15	# Placements During Quarter: 15	# Children in Care On Last Day: 12
--------------------------------------	---------------------------------------	---------------------------------	------------------------------------

	Avg Performance All CPAs (%)	Provider Performance (%)*	Possible Points (Weight)	Provider Points Earned
--	------------------------------	---------------------------	--------------------------	------------------------

OPM Monitoring Reviews

Annual Comprehensive Reviews	84%	Not Yet Conducted		
Safety Reviews	89%	90%	15	13.50
Monitoring Sub-Total			15	13.50

CPA Safety Outcomes

Incidence of Maltreatment	0.11%	No Substantiated Reports	10	10.00
Staff Training	94%	100%	5	5.00
Staff Safety Checks	88%	75%	5	3.75
Safety Sub-Total			20	18.75

CPA Permanency Outcomes

Placement Stability	92%	93%	15	13.95
Permanency Sub-Total			15	13.95

CPA Well-Being Outcomes

EPSDT Medical Visits	85%	25%	4	1.00
EPSDT Dental Visits	83%	33%	4	1.32
Academic Supports	78%	0%	3	0.00
Provider ECEM Visits	89%	79%	7	5.53
Provider General Contacts	85%	74%	7	5.18
Placements with Siblings	68%	0%	Not Scored	Not Scored
Placements within Legal County	14%	20%	Not Scored	Not Scored
Well-Being Sub-Total			25	13.03

*Performance calculation descriptions can be found in the FY 2019 RBWO PBP Measurements and Standards Guide.

Monitoring & Outcomes: Possible Points = 75	Points Earned: 59.23
Score Before Incentives Credit	78.97%
Incentives Awarded	2.35 pts
PBP Verification	N/A pts
Total Score	81.32%



DHS, DFCS, Office of Provider Management
Performance-Based Placement Measures
RBWO Provider GA+SCORECARD - CPA



Report Quarter: Q1 FY2020

Provider/Program Name: Children 1st Community Development Services, Inc. - Ponce De Leon Ave. (5373) - CPA

# New Foster Homes During Quarter: 6		# Children in Care During Quarter: 15	# Placements During Quarter: 15	# Children in Care On Last Day: 12
CPA Incentive Credits	Avg Performance All CPAs (%)	Provider Performance (%)*	Possible Points (Weight)	Provider Points Earned
Early EPSDT Medical Visits		0%	2	0.00
Early EPSDT Dental Visits		0%	2	0.00
Permanency Contacts		7%	5	0.35
Additional Academic Supports		0%	2	0.00
HS Grad/GED/Prof or Trade Certificate/College		N/A	10/5/5/1	
EYSS Agreement		Not Eligible	5	
Community Connections		0%	4	0.00
Foster Hm Retention Rate (threshold = 90)		67%	2	0.00
Foster Hm Recruitment (threshold = 100)		600%	2	2.00
Active Agency Accreditation		0%	4	0.00
Staff Clinical Licensure		0%	5	0.00
Incentives Total	6.21			2.35
Maximum total combined incentive credit allowed is 10 points.			Incentives Awarded	2.35

*Performance calculation descriptions can be found in the FY 2019 RBWO PBP Measurements and Standards Guide.

Child Protective Services Investigations and Dispositions

The following investigations data, which is not used for scoring but is considered significant to a provider's performance, is from Georgia SHINES and is not considered final or complete until the end of the fiscal year.

Total Reports:	0
Number Screened In:	0
Number Screened Out:	0
Number Substantiated:	0
Number Unsubstantiated:	0
Number Active CPS Investigations:	0



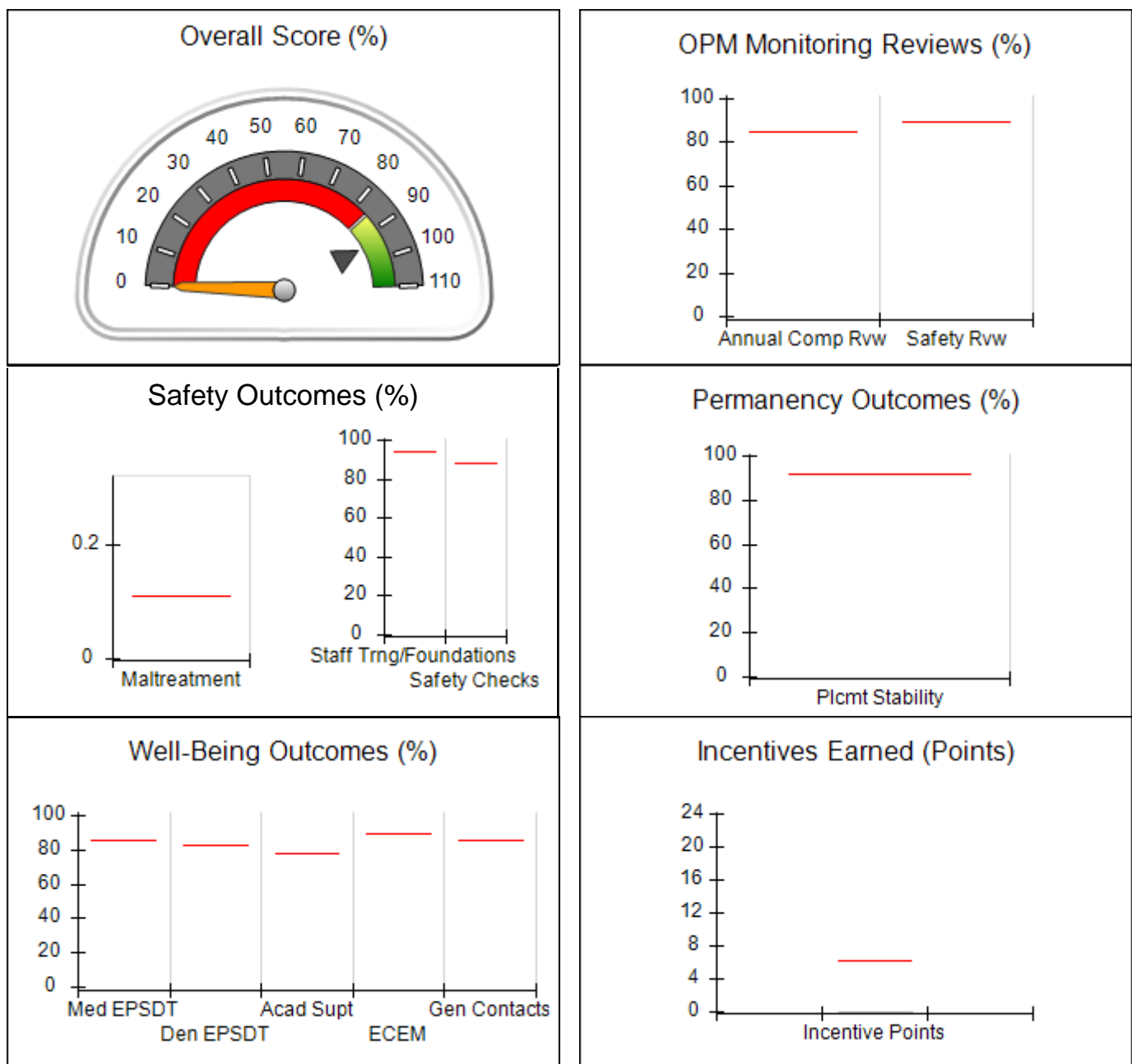
DHS, DFCS, Office of Provider Management
Performance-Based Placement Measures
RBWO Provider GA+SCORECARD - CPA



Report Quarter: Q1 FY2020

Provider/Program Name: Children 1st Community Development Services, Inc. - University Ave. (5404) - CPA			
3228 University Ave., Columbus, GA 31907	Quarterly Scores (Grades)		Current Quarter Score (Grade)
Phone: 571-316-1259	Q1: N/A	Q2: N/A	N/A%
Vendor ID# 165041	Q3: N/A	Q4: N/A	
# New Foster Homes During Quarter: 0	# Children in Care During Quarter: 0	# Placements During Quarter: 0	# Children in Care On Last Day: 0
Quarterly Provider Comparisons to All CPAs			

▼ — indicates average for all CPAs





Performance-Based Placement Measures RBWO Provider GA+SCORECARD - CPA

Report Quarter: Q1 FY2020

Provider/Program Name: Children 1st Community Development Services, Inc. - University Ave. (5404) - CPA				
3228 University Ave., Columbus, GA 31907		Quarterly Scores (Grades)		Current Quarter Score (Grade)
Phone: 571-316-1259		Q1: N/A	Q2: N/A	N/A% (F)
Vendor ID# 165041		Q3: N/A	Q4: N/A	
# New Foster Homes During Quarter: 0		# Children in Care During Quarter: 0	# Placements During Quarter: 0	# Children in Care On Last Day: 0
	Avg Performance All CPAs (%)	Provider Performance (%)*	Possible Points (Weight)	Provider Points Earned
OPM Monitoring Reviews				
Annual Comprehensive Reviews	84%	Not Yet Conducted		
Safety Reviews	89%	Not Yet Conducted		
Monitoring Sub-Total				0.00
CPA Safety Outcomes				
Incidence of Maltreatment	0.11%	Not Eligible		
Staff Training	94%	Not Eligible		
Staff Safety Checks	88%	Not Eligible		
Safety Sub-Total			N/A	
CPA Permanency Outcomes				
Placement Stability	92%	Not Eligible		
Permanency Sub-Total			N/A	
CPA Well-Being Outcomes				
EPSDT Medical Visits	85%	Not Eligible		
EPSDT Dental Visits	83%	Not Eligible		
Academic Supports	78%	Not Eligible		
Provider ECEM Visits	89%	Not Eligible		
Provider General Contacts	85%	Not Eligible		
Placements with Siblings	68%	Not Eligible	Not Scored	Not Scored
Placements within Legal County	14%	Not Eligible	Not Scored	Not Scored
Well-Being Sub-Total			N/A	
*Performance calculation descriptions can be found in the FY 2019 RBWO PBP Measurements and Standards Guide.				

Monitoring & Outcomes: Possible Points = 0		Points Earned: N/A	
Score Before Incentives Credit			N/A
Incentives Awarded			0.00 pts
PBP Verification			N/A pts
Total Score			N/A%



DHS, DFCS, Office of Provider Management
Performance-Based Placement Measures
RBWO Provider GA+SCORECARD - CPA



Report Quarter: Q1 FY2020

Provider/Program Name: Children 1st Community Development Services, Inc. - University Ave. (5404) - CPA

# New Foster Homes During Quarter: 0		# Children in Care During Quarter: 0	# Placements During Quarter: 0	# Children in Care On Last Day: 0
CPA Incentive Credits	Avg Performance All CPAs (%)	Provider Performance (%)*	Possible Points (Weight)	Provider Points Earned
Early EPSDT Medical Visits		Not Eligible	2	
Early EPSDT Dental Visits		Not Eligible	2	
Permanency Contacts		None Planned	5	
Additional Academic Supports		Not Eligible	2	
HS Grad/GED/Prof or Trade Certificate/College		N/A	10/5/5/1	
EYSS Agreement		Not Eligible	5	
Community Connections		Not Eligible	4	
Foster Hm Retention Rate (threshold = 90)		Not Eligible	2	0.00
Foster Hm Recruitment (threshold = 100)		0%	2	0.00
Active Agency Accreditation		0%	4	0.00
Staff Clinical Licensure		0%	5	0.00
Incentives Total	6.21			0.00
Maximum total combined incentive credit allowed is 10 points.			Incentives Awarded	0.00

*Performance calculation descriptions can be found in the FY 2019 RBWO PBP Measurements and Standards Guide.

Child Protective Services Investigations and Dispositions

The following investigations data, which is not used for scoring but is considered significant to a provider's performance, is from Georgia SHINES and is not considered final or complete until the end of the fiscal year.

Total Reports:	0
Number Screened In:	0
Number Screened Out:	0
Number Substantiated:	0
Number Unsubstantiated:	0
Number Active CPS Investigations:	0



DHS, DFCS, Office of Provider Management

Performance-Based Placement Measures

RBWO Provider GA+SCORECARD - CPA



Report Quarter: Q1 FY2020

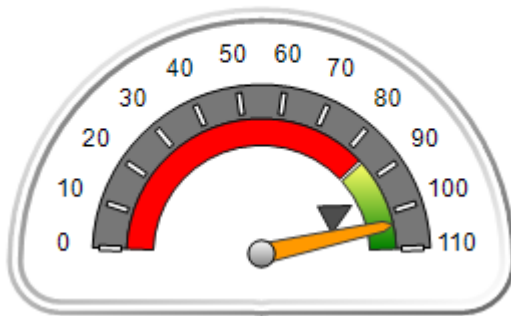
Provider/Program Name: Choices for Life Of GA - Valdosta (943) - CPA

2200 North Patterson, Valdosta, GA 31602	Quarterly Scores (Grades)		Current Quarter Score (Grade)
Phone: 229 244-1707	Q1: 103.42 (A+)	Q2: N/A	103.42% (A+)
Vendor ID# 35275	Q3: N/A	Q4: N/A	
# New Foster Homes During Quarter: 3	# Children in Care During Quarter: 56	# Placements During Quarter: 56	# Children in Care On Last Day: 47

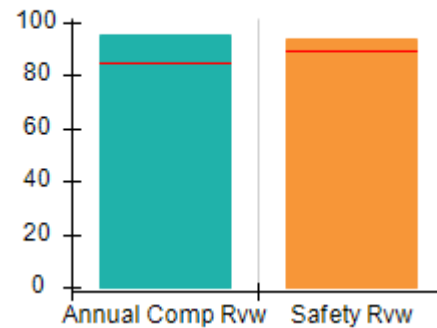
Quarterly Provider Comparisons to All CPAs

▼ — indicates average for all CPAs

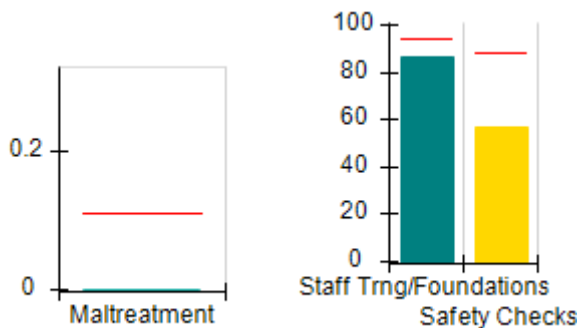
Overall Score (%)



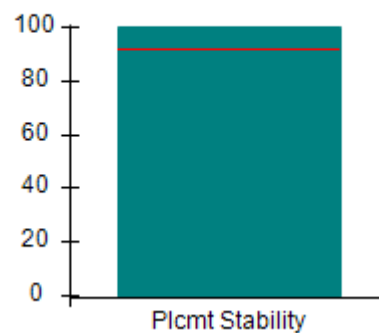
OPM Monitoring Reviews (%)



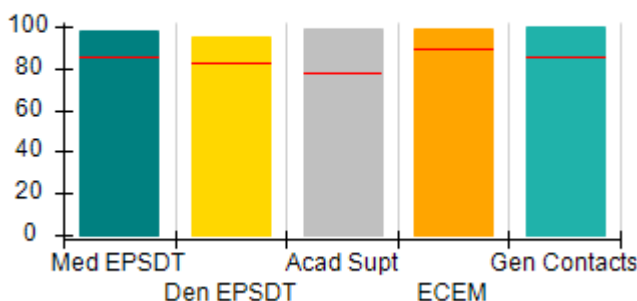
Safety Outcomes (%)



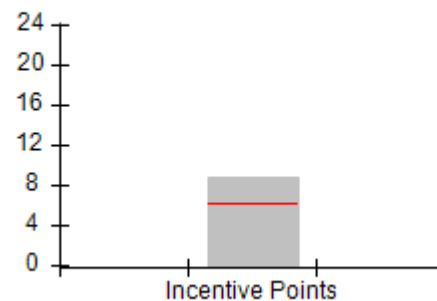
Permanency Outcomes (%)



Well-Being Outcomes (%)



Incentives Earned (Points)





DHS, DFCS, Office of Provider Management
Performance-Based Placement Measures
RBWO Provider GA+SCORECARD - CPA



Report Quarter: Q1 FY2020

Provider/Program Name: Choices for Life Of GA - Valdosta (943) - CPA				
2200 North Patterson, Valdosta, GA 31602		Quarterly Scores (Grades)		Current Quarter Score (Grade)
Phone: 229 244-1707		Q1: 103.42 (A+)	Q2: N/A	103.42% (A+)
Vendor ID# 35275		Q3: N/A	Q4: N/A	
# New Foster Homes During Quarter: 3		# Children in Care During Quarter: 56	# Placements During Quarter: 56	# Children in Care On Last Day: 47
	Avg Performance All CPAs (%)	Provider Performance (%)*	Possible Points (Weight)	Provider Points Earned
OPM Monitoring Reviews				
Annual Comprehensive Reviews	84%	95%	25	23.87
Safety Reviews	89%	94%	15	14.06
Monitoring Sub-Total			40	37.93
CPA Safety Outcomes				
Incidence of Maltreatment	0.11%	No Substantiated Reports	10	10.00
Staff Training	94%	86%	5	4.30
Staff Safety Checks	88%	57%	5	2.85
Safety Sub-Total			20	17.15
CPA Permanency Outcomes				
Placement Stability	92%	100%	15	15.00
Permanency Sub-Total			15	15.00
CPA Well-Being Outcomes				
EPSDT Medical Visits	85%	98%	4	3.92
EPSDT Dental Visits	83%	95%	4	3.80
Academic Supports	78%	99%	3	2.97
Provider ECEM Visits	89%	99%	7	6.93
Provider General Contacts	85%	100%	7	7.00
Placements with Siblings	68%	47%	Not Scored	Not Scored
Placements within Legal County	14%	33%	Not Scored	Not Scored
Well-Being Sub-Total			25	24.62

*Performance calculation descriptions can be found in the FY 2019 RBWO PBP Measurements and Standards Guide.

Monitoring & Outcomes: Possible Points = 100		Points Earned: 94.70	
Score Before Incentives Credit			94.70%
Incentives Awarded			8.72 pts
PBP Verification			N/A pts
Total Score			103.42%



DHS, DFCS, Office of Provider Management
Performance-Based Placement Measures
RBWO Provider GA+SCORECARD - CPA
Report Quarter: Q1 FY2020



Provider/Program Name: Choices for Life Of GA - Valdosta (943) - CPA

# New Foster Homes During Quarter: 3		# Children in Care During Quarter: 56	# Placements During Quarter: 56	# Children in Care On Last Day: 47
CPA Incentive Credits	Avg Performance All CPAs (%)	Provider Performance (%)*	Possible Points (Weight)	Provider Points Earned
Early EPSDT Medical Visits		80%	2	1.60
Early EPSDT Dental Visits		82%	2	1.64
Permanency Contacts		None Planned	5	
Additional Academic Supports		49%	2	0.98
HS Grad/GED/Prof or Trade Certificate/College		N/A	10/5/5/1	
EYSS Agreement		Not Eligible	5	
Community Connections		0%	4	0.00
Foster Hm Retention Rate (threshold = 90)		100%	2	2.00
Foster Hm Recruitment (threshold = 100)		25%	2	0.00
Active Agency Accreditation		50%	4	2.00
Staff Clinical Licensure		10%	5	0.50
Incentives Total	6.21			8.72
Maximum total combined incentive credit allowed is 10 points.			Incentives Awarded	8.72

*Performance calculation descriptions can be found in the FY 2019 RBWO PBP Measurements and Standards Guide.

Child Protective Services Investigations and Dispositions

The following investigations data, which is not used for scoring but is considered significant to a provider's performance, is from Georgia SHINES and is not considered final or complete until the end of the fiscal year.

Total Reports:	0	
Number Screened In:	0	
Number Screened Out:	0	
Number Substantiated:	0	
Number Unsubstantiated:	0	
Number Active CPS Investigations:	0	



DHS, DFCS, Office of Provider Management

Performance-Based Placement Measures

RBWO Provider GA+SCORECARD - CPA



Report Quarter: Q1 FY2020

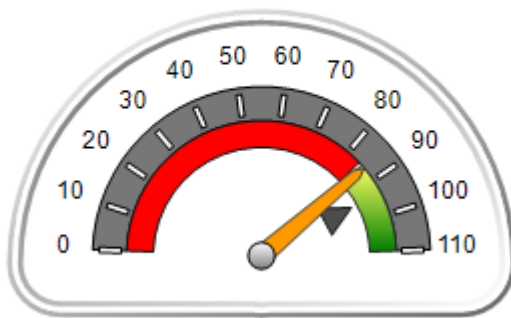
Provider/Program Name: CHRIS 180 Inc. - (5335) - CPA

1017 Fayetteville Rd, Atlanta, GA 30316	Quarterly Scores (Grades)		Current Quarter Score (Grade)
Phone: 404-564-3402	Q1: 85.92 (B)	Q2: N/A	85.92% (B)
Vendor ID# 157648	Q3: N/A	Q4: N/A	
# New Foster Homes During Quarter: 0	# Children in Care During Quarter: 16	# Placements During Quarter: 19	# Children in Care On Last Day: 13

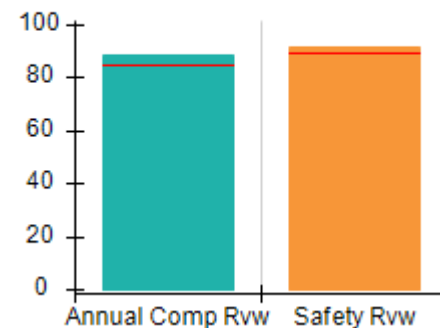
Quarterly Provider Comparisons to All CPAs

▼ — indicates average for all CPAs

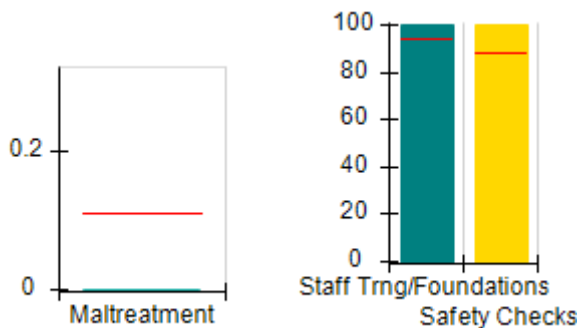
Overall Score (%)



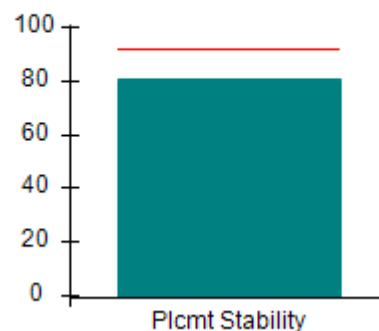
OPM Monitoring Reviews (%)



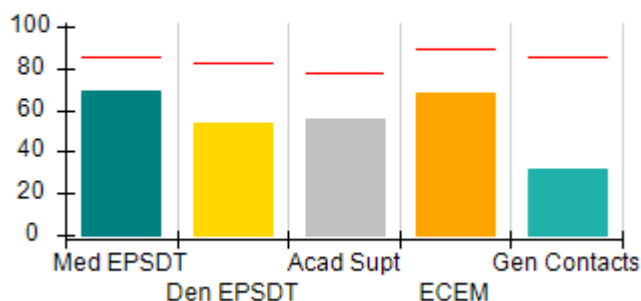
Safety Outcomes (%)



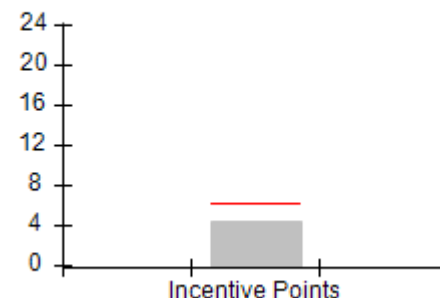
Permanency Outcomes (%)



Well-Being Outcomes (%)



Incentives Earned (Points)





DHS, DFCS, Office of Provider Management
Performance-Based Placement Measures
RBWO Provider GA+SCORECARD - CPA



Report Quarter: Q1 FY2020

Provider/Program Name: CHRIS 180 Inc. - (5335) - CPA				
1017 Fayetteville Rd, Atlanta, GA 30316	Quarterly Scores (Grades)			Current Quarter Score (Grade)
Phone: 404-564-3402	Q1: 85.92 (B)	Q2: N/A	85.92% (B)	
Vendor ID# 157648	Q3: N/A	Q4: N/A		
# New Foster Homes During Quarter: 0	# Children in Care During Quarter: 16	# Placements During Quarter: 19	# Children in Care On Last Day: 13	
	Avg Performance All CPAs (%)	Provider Performance (%)*	Possible Points (Weight)	Provider Points Earned
OPM Monitoring Reviews				
Annual Comprehensive Reviews	84%	88%	25	22.02
Safety Reviews	89%	92%	15	13.75
Monitoring Sub-Total			40	35.77
CPA Safety Outcomes				
Incidence of Maltreatment	0.11%	No Substantiated Reports	10	10.00
Staff Training	94%	100%	5	5.00
Staff Safety Checks	88%	100%	5	5.00
Safety Sub-Total			20	20.00
CPA Permanency Outcomes				
Placement Stability	92%	81%	15	12.15
Permanency Sub-Total			15	12.15
CPA Well-Being Outcomes				
EPSDT Medical Visits	85%	69%	4	2.76
EPSDT Dental Visits	83%	54%	4	2.16
Academic Supports	78%	56%	3	1.68
Provider ECEM Visits	89%	68%	7	4.76
Provider General Contacts	85%	32%	7	2.24
Placements with Siblings	68%	100%	Not Scored	Not Scored
Placements within Legal County	14%	0%	Not Scored	Not Scored
Well-Being Sub-Total			25	13.60

*Performance calculation descriptions can be found in the FY 2019 RBWO PBP Measurements and Standards Guide.

Monitoring & Outcomes: Possible Points = 100	Points Earned: 81.52
Score Before Incentives Credit	81.52%
Incentives Awarded	4.40 pts
PBP Verification	N/A pts
Total Score	85.92%



DHS, DFCS, Office of Provider Management
Performance-Based Placement Measures
RBWO Provider GA+SCORECARD - CPA
Report Quarter: Q1 FY2020



Provider/Program Name: CHRIS 180 Inc. - (5335) - CPA

# New Foster Homes During Quarter: 0		# Children in Care During Quarter: 16	# Placements During Quarter: 19	# Children in Care On Last Day: 13
CPA Incentive Credits	Avg Performance All CPAs (%)	Provider Performance (%)*	Possible Points (Weight)	Provider Points Earned
Early EPSDT Medical Visits		43%	2	0.86
Early EPSDT Dental Visits		25%	2	0.50
Permanency Contacts		0%	5	0.00
Additional Academic Supports		52%	2	1.04
HS Grad/GED/Prof or Trade Certificate/College		N/A	10/5/5/1	
EYSS Agreement		Not Eligible	5	
Community Connections		0%	4	0.00
Foster Hm Retention Rate (threshold = 90)		80%	2	0.00
Foster Hm Recruitment (threshold = 100)		67%	2	0.00
Active Agency Accreditation		50%	4	2.00
Staff Clinical Licensure		0%	5	0.00
Incentives Total	6.21			4.40
Maximum total combined incentive credit allowed is 10 points.			Incentives Awarded	4.40

*Performance calculation descriptions can be found in the FY 2019 RBWO PBP Measurements and Standards Guide.

Child Protective Services Investigations and Dispositions

The following investigations data, which is not used for scoring but is considered significant to a provider's performance, is from Georgia SHINES and is not considered final or complete until the end of the fiscal year.

Total Reports:	0	
Number Screened In:	0	
Number Screened Out:	0	
Number Substantiated:	0	
Number Unsubstantiated:	0	
Number Active CPS Investigations:	0	



DHS, DFCS, Office of Provider Management
Performance-Based Placement Measures
RBWO Provider GA+SCORECARD - CPA



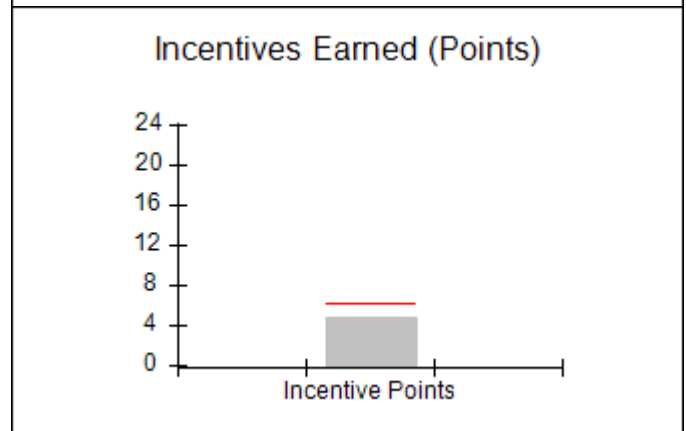
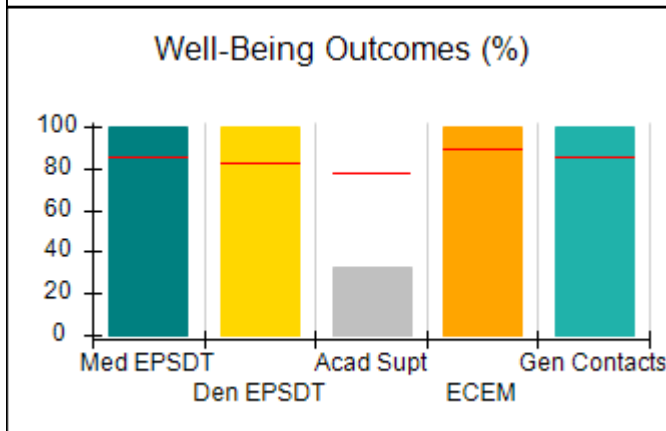
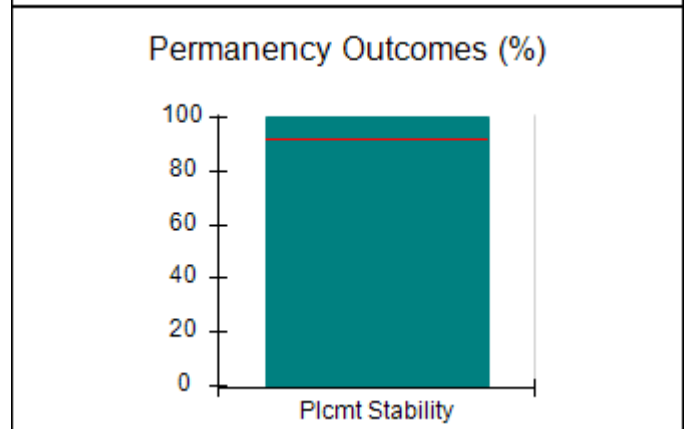
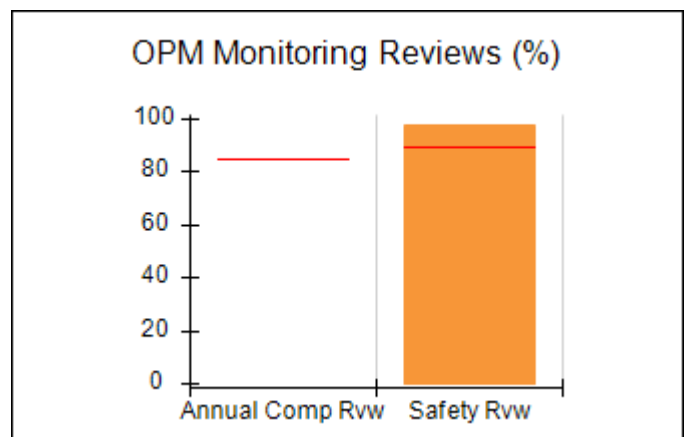
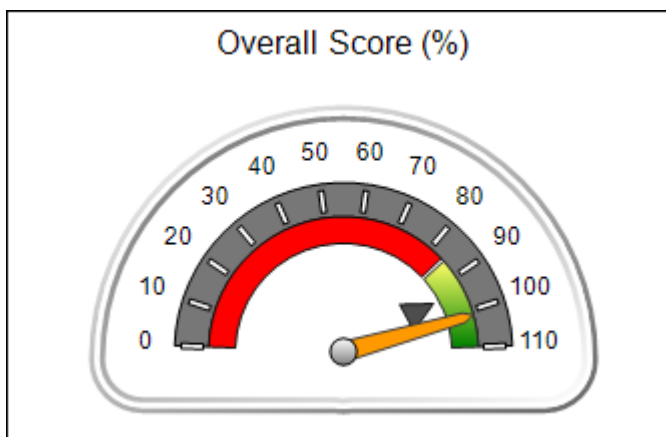
Report Quarter: Q1 FY2020

Provider/Program Name: CHRIS 180 Inc. - DBA: Gateway Lithonia (5236) - CPA

5210 Lost Dutchman, Lithonia, GA 30038	Quarterly Scores (Grades)		Current Quarter Score (Grade)
Phone: 404-564-3402	Q1: 101.48 (A+)	Q2: N/A	101.48% (A+)
Vendor ID# 85446	Q3: N/A	Q4: N/A	
# New Foster Homes During Quarter: 0	# Children in Care During Quarter: 3	# Placements During Quarter: 3	# Children in Care On Last Day: 3

Quarterly Provider Comparisons to All CPAs

▼ — indicates average for all CPAs





DHS, DFCS, Office of Provider Management
Performance-Based Placement Measures
RBWO Provider GA+SCORECARD - CPA



Report Quarter: Q1 FY2020

Provider/Program Name: CHRIS 180 Inc. - DBA: Gateway Lithonia (5236) - CPA

5210 Lost Dutchman, Lithonia, GA 30038	Quarterly Scores (Grades)		Current Quarter Score (Grade)
Phone: 404-564-3402	Q1: 101.48 (A+)	Q2: N/A	101.48% (A+)
Vendor ID# 85446	Q3: N/A	Q4: N/A	

# New Foster Homes During Quarter: 0	# Children in Care During Quarter: 3	# Placements During Quarter: 3	# Children in Care On Last Day: 3
--------------------------------------	--------------------------------------	--------------------------------	-----------------------------------

	Avg Performance All CPAs (%)	Provider Performance (%)*	Possible Points (Weight)	Provider Points Earned
--	-------------------------------------	----------------------------------	---------------------------------	-------------------------------

OPM Monitoring Reviews

Annual Comprehensive Reviews	84%	Not Yet Conducted		
Safety Reviews	89%	98%	15	14.63
Monitoring Sub-Total			15	14.63

CPA Safety Outcomes

Incidence of Maltreatment	0.11%	No Substantiated Reports	10	10.00
Staff Training	94%	100%	5	5.00
Staff Safety Checks	88%	100%	5	5.00
Safety Sub-Total			20	20.00

CPA Permanency Outcomes

Placement Stability	92%	100%	15	15.00
Permanency Sub-Total			15	15.00

CPA Well-Being Outcomes

EPSDT Medical Visits	85%	100%	4	4.00
EPSDT Dental Visits	83%	100%	4	4.00
Academic Supports	78%	33%	3	0.99
Provider ECEM Visits	89%	100%	7	7.00
Provider General Contacts	85%	100%	7	7.00
Placements with Siblings	68%	Not Eligible	Not Scored	Not Scored
Placements within Legal County	14%	Not Eligible	Not Scored	Not Scored
Well-Being Sub-Total			25	22.99

*Performance calculation descriptions can be found in the FY 2019 RBWO PBP Measurements and Standards Guide.

Monitoring & Outcomes: Possible Points = 75		Points Earned: 72.62	
Score Before Incentives Credit			96.82%
Incentives Awarded			4.66 pts
PBP Verification			N/A pts
Total Score			101.48%



DHS, DFCS, Office of Provider Management
Performance-Based Placement Measures
RBWO Provider GA+SCORECARD - CPA
Report Quarter: Q1 FY2020



Provider/Program Name: CHRIS 180 Inc. - DBA: Gateway Lithonia (5236) - CPA

# New Foster Homes During Quarter: 0		# Children in Care During Quarter: 3	# Placements During Quarter: 3	# Children in Care On Last Day: 3
CPA Incentive Credits	Avg Performance All CPAs (%)	Provider Performance (%)*	Possible Points (Weight)	Provider Points Earned
Early EPSDT Medical Visits		Not Eligible	2	
Early EPSDT Dental Visits		100%	2	2.00
Permanency Contacts		0%	5	0.00
Additional Academic Supports		33%	2	0.66
HS Grad/GED/Prof or Trade Certificate/College		N/A	10/5/5/1	
EYSS Agreement		Not Eligible	5	
Community Connections		0%	4	0.00
Foster Hm Retention Rate (threshold = 90)		0%	2	0.00
Foster Hm Recruitment (threshold = 100)		0%	2	0.00
Active Agency Accreditation		50%	4	2.00
Staff Clinical Licensure		0%	5	0.00
Incentives Total	6.21			4.66
Maximum total combined incentive credit allowed is 10 points.			Incentives Awarded	4.66

*Performance calculation descriptions can be found in the FY 2019 RBWO PBP Measurements and Standards Guide.

Child Protective Services Investigations and Dispositions

The following investigations data, which is not used for scoring but is considered significant to a provider's performance, is from Georgia SHINES and is not considered final or complete until the end of the fiscal year.

Total Reports:	0
Number Screened In:	0
Number Screened Out:	0
Number Substantiated:	0
Number Unsubstantiated:	0
Number Active CPS Investigations:	0



DHS, DFCS, Office of Provider Management
Performance-Based Placement Measures
RBWO Provider GA+SCORECARD - CPA



Report Quarter: Q1 FY2020

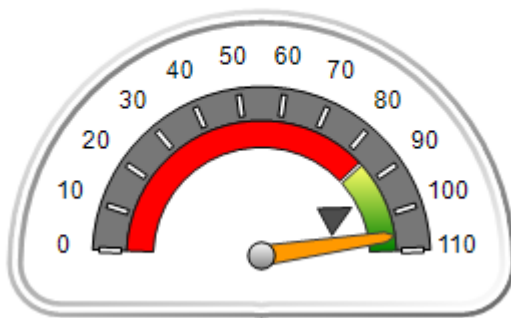
Provider/Program Name: CHRIS 180 Inc. - DBA: Gateway Snellville (5166) - CPA

386 Lenora Church Rd, Atlanta, GA 30309	Quarterly Scores (Grades)		Current Quarter Score (Grade)
Phone: 404-564-3402	Q1: 106.00 (A+)	Q2: N/A	106.00% (A+)
Vendor ID# 117441	Q3: N/A	Q4: N/A	
# New Foster Homes During Quarter: 0	# Children in Care During Quarter: 3	# Placements During Quarter: 3	# Children in Care On Last Day: 3

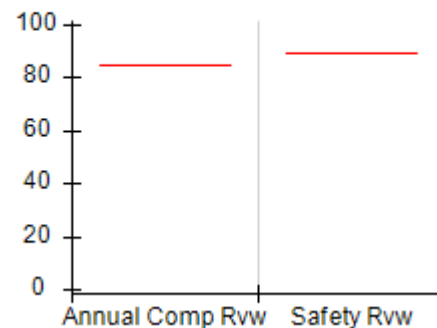
Quarterly Provider Comparisons to All CPAs

— indicates average for all CPAs

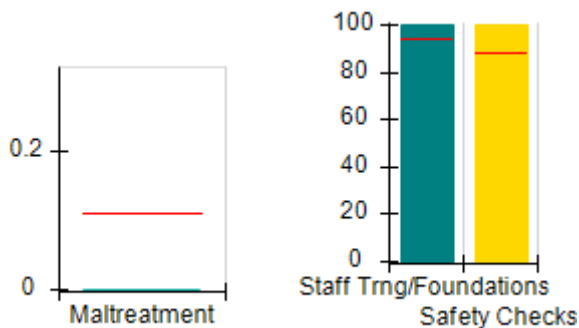
Overall Score (%)



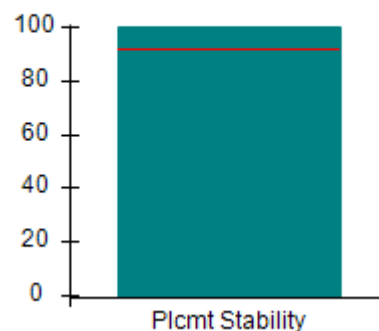
OPM Monitoring Reviews (%)



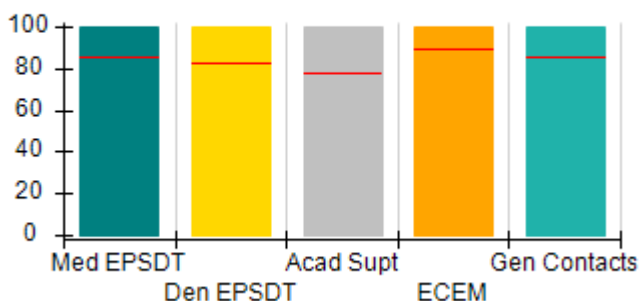
Safety Outcomes (%)



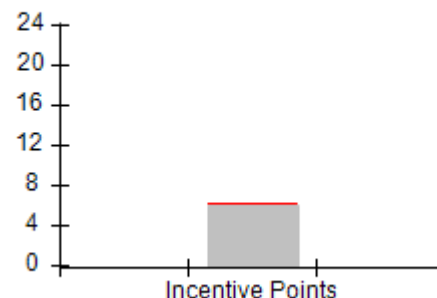
Permanency Outcomes (%)



Well-Being Outcomes (%)



Incentives Earned (Points)





DHS, DFCS, Office of Provider Management
Performance-Based Placement Measures
RBWO Provider GA+SCORECARD - CPA
Report Quarter: Q1 FY2020



Provider/Program Name: CHRIS 180 Inc. - DBA: Gateway Snellville (5166) - CPA

386 Lenora Church Rd, Atlanta, GA 30309	Quarterly Scores (Grades)		Current Quarter Score (Grade)
Phone: 404-564-3402	Q1: 106.00 (A+)	Q2: N/A	106.00% (A+)
Vendor ID# 117441	Q3: N/A	Q4: N/A	

# New Foster Homes During Quarter: 0	# Children in Care During Quarter: 3	# Placements During Quarter: 3	# Children in Care On Last Day: 3
--------------------------------------	--------------------------------------	--------------------------------	-----------------------------------

	Avg Performance All CPAs (%)	Provider Performance (%)*	Possible Points (Weight)	Provider Points Earned
--	------------------------------	---------------------------	--------------------------	------------------------

OPM Monitoring Reviews

Annual Comprehensive Reviews	84%	Not Yet Conducted		
Safety Reviews	89%	Not Yet Conducted		
Monitoring Sub-Total				0.00

CPA Safety Outcomes

Incidence of Maltreatment	0.11%	No Substantiated Reports	10	10.00
Staff Training	94%	100%	5	5.00
Staff Safety Checks	88%	100%	5	5.00
Safety Sub-Total			20	20.00

CPA Permanency Outcomes

Placement Stability	92%	100%	15	15.00
Permanency Sub-Total			15	15.00

CPA Well-Being Outcomes

EPSDT Medical Visits	85%	100%	4	4.00
EPSDT Dental Visits	83%	100%	4	4.00
Academic Supports	78%	100%	3	3.00
Provider ECEM Visits	89%	100%	7	7.00
Provider General Contacts	85%	100%	7	7.00
Placements with Siblings	68%	Not Eligible	Not Scored	Not Scored
Placements within Legal County	14%	0%	Not Scored	Not Scored
Well-Being Sub-Total			25	25.00

*Performance calculation descriptions can be found in the FY 2019 RBWO PBP Measurements and Standards Guide.

Monitoring & Outcomes: Possible Points = 60	Points Earned: 60.00
Score Before Incentives Credit	100.00%
Incentives Awarded	6.00 pts
PBP Verification	N/A pts
Total Score	106.00%



DHS, DFCS, Office of Provider Management
Performance-Based Placement Measures
RBWO Provider GA+SCORECARD - CPA
Report Quarter: Q1 FY2020



Provider/Program Name: CHRIS 180 Inc. - DBA: Gateway Snellville (5166) - CPA

# New Foster Homes During Quarter: 0		# Children in Care During Quarter: 3	# Placements During Quarter: 3	# Children in Care On Last Day: 3
CPA Incentive Credits	Avg Performance All CPAs (%)	Provider Performance (%)*	Possible Points (Weight)	Provider Points Earned
Early EPSDT Medical Visits		Not Eligible	2	
Early EPSDT Dental Visits		Not Eligible	2	
Permanency Contacts		0%	5	0.00
Additional Academic Supports		100%	2	2.00
HS Grad/GED/Prof or Trade Certificate/College		N/A	10/5/5/1	
EYSS Agreement		Not Eligible	5	
Community Connections		Not Eligible	4	
Foster Hm Retention Rate (threshold = 90)		100%	2	2.00
Foster Hm Recruitment (threshold = 100)		0%	2	0.00
Active Agency Accreditation		50%	4	2.00
Staff Clinical Licensure		0%	5	0.00
Incentives Total	6.21			6.00
Maximum total combined incentive credit allowed is 10 points.			Incentives Awarded	6.00

*Performance calculation descriptions can be found in the FY 2019 RBWO PBP Measurements and Standards Guide.

Child Protective Services Investigations and Dispositions

The following investigations data, which is not used for scoring but is considered significant to a provider's performance, is from Georgia SHINES and is not considered final or complete until the end of the fiscal year.

Total Reports:	0
Number Screened In:	0
Number Screened Out:	0
Number Substantiated:	0
Number Unsubstantiated:	0
Number Active CPS Investigations:	0



DHS, DFCS, Office of Provider Management
Performance-Based Placement Measures
RBWO Provider GA+SCORECARD - CPA



Report Quarter: Q1 FY2020

Provider/Program Name: Christian City, Inc., dba Christian City Children's Village (Crossroads) - (5345) - CPA			
7501 Red Oak Rd., Union City, GA 30291	Quarterly Scores (Grades)		Current Quarter Score (Grade)
Phone: 770-336-6566	Q1: 97.53 (A+)	Q2: N/A	97.53% (A+)
Vendor ID# 160028	Q3: N/A	Q4: N/A	
# New Foster Homes During Quarter: 4	# Children in Care During Quarter: 8	# Placements During Quarter: 8	# Children in Care On Last Day: 8
Quarterly Provider Comparisons to All CPAs			

▼ — indicates average for all CPAs





DHS, DFCS, Office of Provider Management
Performance-Based Placement Measures
RBWO Provider GA+SCORECARD - CPA



Report Quarter: Q1 FY2020

Provider/Program Name: Christian City, Inc., dba Christian City Children's Village (Crossroads) - (5345) - CPA				
7501 Red Oak Rd., Union City, GA 30291		Quarterly Scores (Grades)		Current Quarter Score (Grade)
Phone: 770-336-6566		Q1: 97.53 (A+)	Q2: N/A	97.53% (A+)
Vendor ID# 160028		Q3: N/A	Q4: N/A	
# New Foster Homes During Quarter: 4		# Children in Care During Quarter: 8	# Placements During Quarter: 8	# Children in Care On Last Day: 8
	Avg Performance All CPAs (%)	Provider Performance (%)*	Possible Points (Weight)	Provider Points Earned
OPM Monitoring Reviews				
Annual Comprehensive Reviews	84%	Not Yet Conducted		
Safety Reviews	89%	90%	15	13.50
Monitoring Sub-Total			15	13.50
CPA Safety Outcomes				
Incidence of Maltreatment	0.11%	No Substantiated Reports	10	10.00
Staff Training	94%	100%	5	5.00
Staff Safety Checks	88%	100%	5	5.00
Safety Sub-Total			20	20.00
CPA Permanency Outcomes				
Placement Stability	92%	100%	15	15.00
Permanency Sub-Total			15	15.00
CPA Well-Being Outcomes				
EPSDT Medical Visits	85%	88%	4	3.52
EPSDT Dental Visits	83%	75%	4	3.00
Academic Supports	78%	0%	3	0.00
Provider ECEM Visits	89%	100%	7	7.00
Provider General Contacts	85%	100%	7	7.00
Placements with Siblings	68%	100%	Not Scored	Not Scored
Placements within Legal County	14%	0%	Not Scored	Not Scored
Well-Being Sub-Total			25	20.52
*Performance calculation descriptions can be found in the FY 2019 RBWO PBP Measurements and Standards Guide.				
Monitoring & Outcomes: Possible Points = 75			Points Earned: 69.02	
Score Before Incentives Credit			92.03%	
Incentives Awarded			5.50 pts	
PBP Verification			N/A pts	
Total Score			97.53%	



DHS, DFCS, Office of Provider Management
Performance-Based Placement Measures
RBWO Provider GA+SCORECARD - CPA



Report Quarter: Q1 FY2020

Provider/Program Name: Christian City, Inc., dba Christian City Children's Village (Crossroads) - (5345) - CPA

# New Foster Homes During Quarter: 4		# Children in Care During Quarter: 8	# Placements During Quarter: 8	# Children in Care On Last Day: 8
CPA Incentive Credits	Avg Performance All CPAs (%)	Provider Performance (%)*	Possible Points (Weight)	Provider Points Earned
Early EPSDT Medical Visits		Not Eligible	2	
Early EPSDT Dental Visits		0%	2	0.00
Permanency Contacts		0%	5	0.00
Additional Academic Supports		0%	2	0.00
HS Grad/GED/Prof or Trade Certificate/College		N/A	10/5/5/1	
EYSS Agreement		Not Eligible	5	
Community Connections		0%	4	0.00
Foster Hm Retention Rate (threshold = 90)		100%	2	2.00
Foster Hm Recruitment (threshold = 100)		400%	2	2.00
Active Agency Accreditation		0%	4	0.00
Staff Clinical Licensure		30%	5	1.50
Incentives Total	6.21			5.50
Maximum total combined incentive credit allowed is 10 points.			Incentives Awarded	5.50

*Performance calculation descriptions can be found in the FY 2019 RBWO PBP Measurements and Standards Guide.

Child Protective Services Investigations and Dispositions

The following investigations data, which is not used for scoring but is considered significant to a provider's performance, is from Georgia SHINES and is not considered final or complete until the end of the fiscal year.

Total Reports:	0
Number Screened In:	0
Number Screened Out:	0
Number Substantiated:	0
Number Unsubstantiated:	0
Number Active CPS Investigations:	0



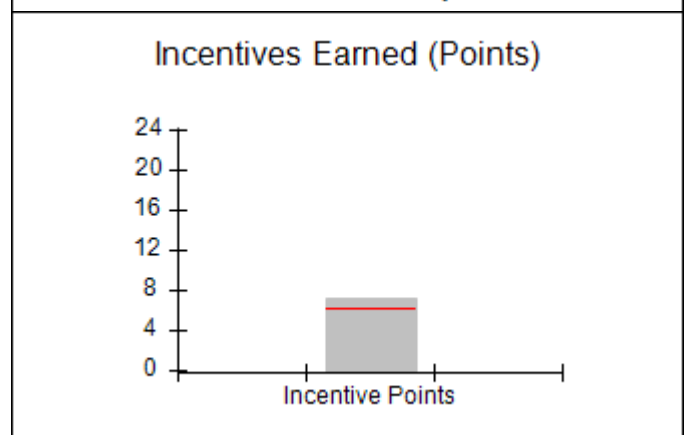
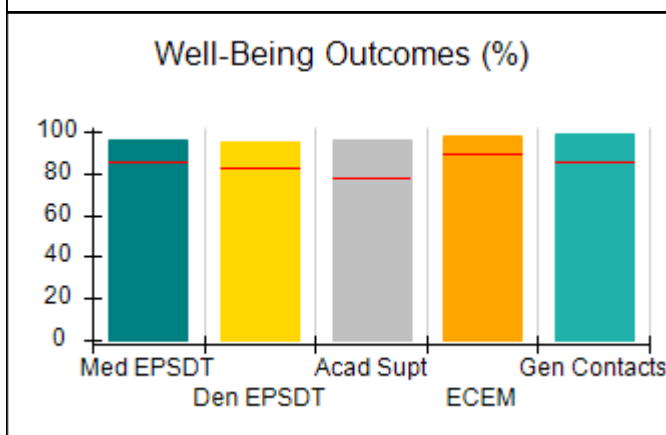
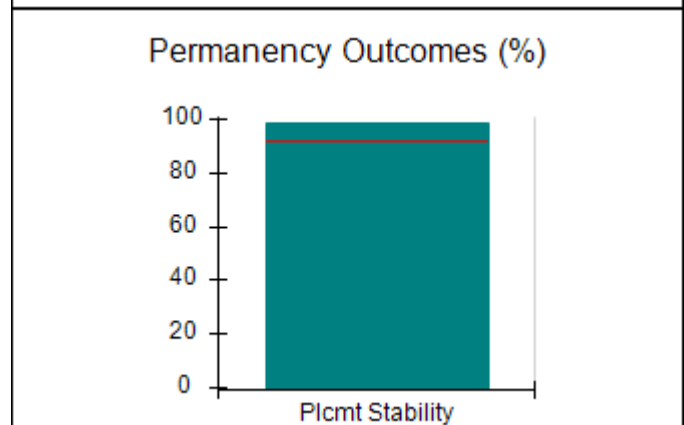
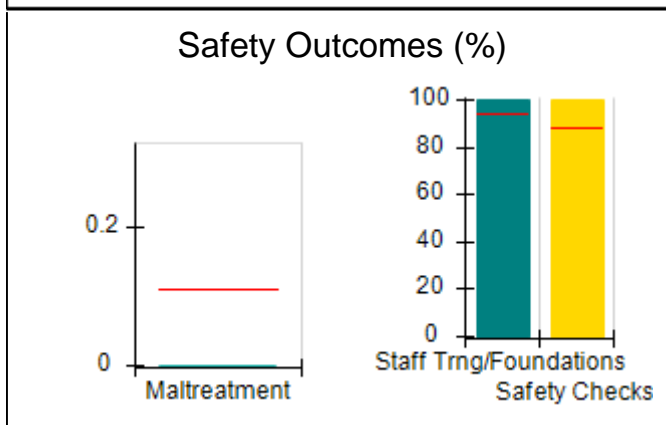
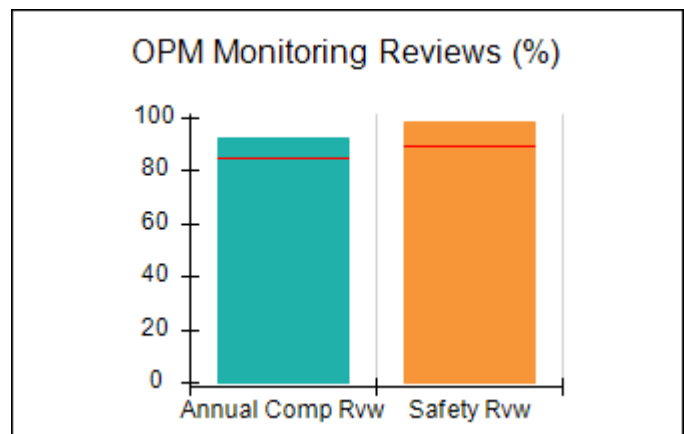
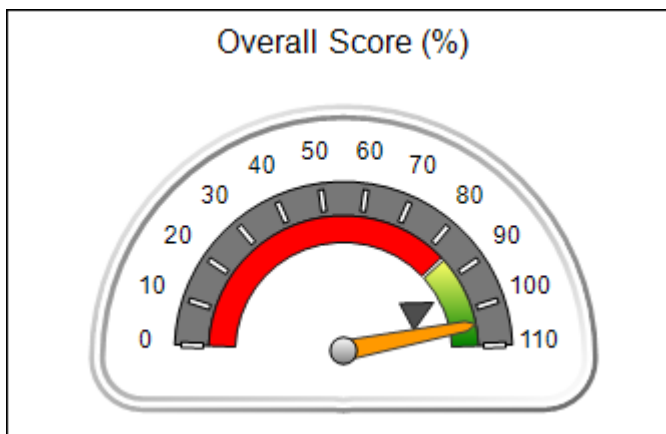
DHS, DFCS, Office of Provider Management
Performance-Based Placement Measures
RBWO Provider GA+SCORECARD - CPA



Report Quarter: Q1 FY2020

Provider/Program Name: Community Connections - (586) - CPA			
2300 West Park Place Blvd., Stone Mountain, GA 30087	Quarterly Scores (Grades)		Current Quarter Score (Grade)
Phone: 770-465-9644	Q1: 104.25 (A+)	Q2: N/A	104.25% (A+)
Vendor ID# 35292	Q3: N/A	Q4: N/A	
# New Foster Homes During Quarter: 3	# Children in Care During Quarter: 71	# Placements During Quarter: 72	# Children in Care On Last Day: 61
Quarterly Provider Comparisons to All CPAs			

▼ — indicates average for all CPAs





DHS, DFCS, Office of Provider Management
Performance-Based Placement Measures
RBWO Provider GA+SCORECARD - CPA
 Report Quarter: Q1 FY2020



Provider/Program Name: Community Connections - (586) - CPA				
2300 West Park Place Blvd., Stone Mountain, GA 30087		Quarterly Scores (Grades)		Current Quarter Score (Grade)
Phone: 770-465-9644		Q1: 104.25 (A+)	Q2: N/A	104.25% (A+)
Vendor ID# 35292		Q3: N/A	Q4: N/A	
# New Foster Homes During Quarter: 3		# Children in Care During Quarter: 71	# Placements During Quarter: 72	# Children in Care On Last Day: 61
	Avg Performance All CPAs (%)	Provider Performance (%)*	Possible Points (Weight)	Provider Points Earned
OPM Monitoring Reviews				
Annual Comprehensive Reviews	84%	92%	25	23.12
Safety Reviews	89%	98%	15	14.75
Monitoring Sub-Total			40	37.87
CPA Safety Outcomes				
Incidence of Maltreatment	0.11%	No Substantiated Reports	10	10.00
Staff Training	94%	100%	5	5.00
Staff Safety Checks	88%	100%	5	5.00
Safety Sub-Total			20	20.00
CPA Permanency Outcomes				
Placement Stability	92%	99%	15	14.85
Permanency Sub-Total			15	14.85
CPA Well-Being Outcomes				
EPSDT Medical Visits	85%	96%	4	3.84
EPSDT Dental Visits	83%	95%	4	3.80
Academic Supports	78%	96%	3	2.88
Provider ECEM Visits	89%	98%	7	6.86
Provider General Contacts	85%	99%	7	6.93
Placements with Siblings	68%	62%	Not Scored	Not Scored
Placements within Legal County	14%	11%	Not Scored	Not Scored
Well-Being Sub-Total			25	24.31

*Performance calculation descriptions can be found in the FY 2019 RBWO PBP Measurements and Standards Guide.

Monitoring & Outcomes: Possible Points = 100		Points Earned: 97.03	
Score Before Incentives Credit			97.03%
Incentives Awarded			7.22 pts
PBP Verification			N/A pts
Total Score			104.25%



DHS, DFCS, Office of Provider Management
Performance-Based Placement Measures
RBWO Provider GA+SCORECARD - CPA
Report Quarter: Q1 FY2020



Provider/Program Name: Community Connections - (586) - CPA

# New Foster Homes During Quarter: 3		# Children in Care During Quarter: 71	# Placements During Quarter: 72	# Children in Care On Last Day: 61
CPA Incentive Credits	Avg Performance All CPAs (%)	Provider Performance (%)*	Possible Points (Weight)	Provider Points Earned
Early EPSDT Medical Visits		100%	2	2.00
Early EPSDT Dental Visits		86%	2	1.72
Permanency Contacts		0%	5	0.00
Additional Academic Supports		0%	2	0.00
HS Grad/GED/Prof or Trade Certificate/College		N/A	10/5/5/1	
EYSS Agreement		Not Eligible	5	
Community Connections		0%	4	0.00
Foster Hm Retention Rate (threshold = 90)		95%	2	2.00
Foster Hm Recruitment (threshold = 100)		50%	2	0.00
Active Agency Accreditation		0%	4	0.00
Staff Clinical Licensure		30%	5	1.50
Incentives Total	6.21			7.22
Maximum total combined incentive credit allowed is 10 points.			Incentives Awarded	7.22

*Performance calculation descriptions can be found in the FY 2019 RBWO PBP Measurements and Standards Guide.

Child Protective Services Investigations and Dispositions

The following investigations data, which is not used for scoring but is considered significant to a provider's performance, is from Georgia SHINES and is not considered final or complete until the end of the fiscal year.

Total Reports:	1	
Number Screened In:	0	
Number Screened Out:	1	
Number Substantiated:	0	
Number Unsubstantiated:	0	
Number Active CPS Investigations:	0	



DHS, DFCS, Office of Provider Management
Performance-Based Placement Measures
RBWO Provider GA+SCORECARD - CPA



Report Quarter: Q1 FY2020

Provider/Program Name: Creative Community Services - (612) - CPA			
1650 Oak Brook Drive, Norcross, GA 30093	Quarterly Scores (Grades)		Current Quarter Score (Grade)
Phone: 770-469-6226	Q1: 88.78 (B+)	Q2: N/A	88.78% (B+)
Vendor ID# 35296	Q3: N/A	Q4: N/A	
# New Foster Homes During Quarter: 4	# Children in Care During Quarter: 40	# Placements During Quarter: 41	# Children in Care On Last Day: 35
Quarterly Provider Comparisons to All CPAs			

▼ — indicates average for all CPAs





DHS, DFCS, Office of Provider Management
Performance-Based Placement Measures
RBWO Provider GA+SCORECARD - CPA
 Report Quarter: Q1 FY2020



Provider/Program Name: Creative Community Services - (612) - CPA

1650 Oak Brook Drive, Norcross, GA 30093	Quarterly Scores (Grades)		Current Quarter Score (Grade)
Phone: 770-469-6226	Q1: 88.78 (B+)	Q2: N/A	88.78% (B+)
Vendor ID# 35296	Q3: N/A	Q4: N/A	

# New Foster Homes During Quarter: 4	# Children in Care During Quarter: 40	# Placements During Quarter: 41	# Children in Care On Last Day: 35
--------------------------------------	---------------------------------------	---------------------------------	------------------------------------

	Avg Performance All CPAs (%)	Provider Performance (%)*	Possible Points (Weight)	Provider Points Earned
--	------------------------------	---------------------------	--------------------------	------------------------

OPM Monitoring Reviews

Annual Comprehensive Reviews	84%	73%	25	18.36
Safety Reviews	89%	65%	15	9.75
Monitoring Sub-Total			40	28.11

CPA Safety Outcomes

Incidence of Maltreatment	0.11%	No Substantiated Reports	10	10.00
Staff Training	94%	100%	5	5.00
Staff Safety Checks	88%	78%	5	3.90
Safety Sub-Total			20	18.90

CPA Permanency Outcomes

Placement Stability	92%	100%	15	15.00
Permanency Sub-Total			15	15.00

CPA Well-Being Outcomes

EPSDT Medical Visits	85%	87%	4	3.48
EPSDT Dental Visits	83%	89%	4	3.56
Academic Supports	78%	95%	3	2.85
Provider ECEM Visits	89%	93%	7	6.51
Provider General Contacts	85%	81%	7	5.67
Placements with Siblings	68%	28%	Not Scored	Not Scored
Placements within Legal County	14%	0%	Not Scored	Not Scored
Well-Being Sub-Total			25	22.07

*Performance calculation descriptions can be found in the FY 2019 RBWO PBP Measurements and Standards Guide.

Monitoring & Outcomes: Possible Points = 100	Points Earned: 84.08
Score Before Incentives Credit	84.08%
Incentives Awarded	4.70 pts
PBP Verification	N/A pts
Total Score	88.78%



DHS, DFCS, Office of Provider Management
Performance-Based Placement Measures
RBWO Provider GA+SCORECARD - CPA
Report Quarter: Q1 FY2020



Provider/Program Name: Creative Community Services - (612) - CPA

# New Foster Homes During Quarter: 4		# Children in Care During Quarter: 40	# Placements During Quarter: 41	# Children in Care On Last Day: 35
CPA Incentive Credits	Avg Performance All CPAs (%)	Provider Performance (%)*	Possible Points (Weight)	Provider Points Earned
Early EPSDT Medical Visits		20%	2	0.40
Early EPSDT Dental Visits		67%	2	1.34
Permanency Contacts		0%	5	0.00
Additional Academic Supports		0%	2	0.00
HS Grad/GED/Prof or Trade Certificate/College		N/A	10/5/5/1	
EYSS Agreement		Not Eligible	5	
Community Connections		24%	4	0.96
Foster Hm Retention Rate (threshold = 90)		79%	2	0.00
Foster Hm Recruitment (threshold = 100)		100%	2	2.00
Active Agency Accreditation		0%	4	0.00
Staff Clinical Licensure		0%	5	0.00
Incentives Total	6.21			4.70
Maximum total combined incentive credit allowed is 10 points.			Incentives Awarded	4.70

*Performance calculation descriptions can be found in the FY 2019 RBWO PBP Measurements and Standards Guide.

Child Protective Services Investigations and Dispositions

The following investigations data, which is not used for scoring but is considered significant to a provider's performance, is from Georgia SHINES and is not considered final or complete until the end of the fiscal year.

Total Reports:	2
Number Screened In:	1
Number Screened Out:	1
Number Substantiated:	0
Number Unsubstantiated:	0
Number Active CPS Investigations:	1



DHS, DFCS, Office of Provider Management

Performance-Based Placement Measures

RBWO Provider GA+SCORECARD - CPA



Report Quarter: Q1 FY2020

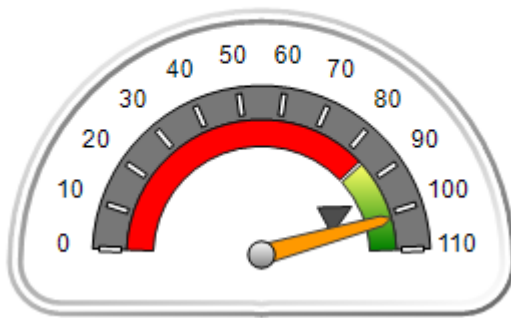
Provider/Program Name: Devereux GA Treatment Network - Specialty Foster Care (621) - CPA

1291 Stanley Rd., Kennesaw, GA 30512	Quarterly Scores (Grades)		Current Quarter Score (Grade)
Phone: 770-427-0147	Q1: 101.45 (A+)	Q2: N/A	101.45% (A+)
Vendor ID# 35305	Q3: N/A	Q4: N/A	
# New Foster Homes During Quarter: 1	# Children in Care During Quarter: 70	# Placements During Quarter: 73	# Children in Care On Last Day: 53

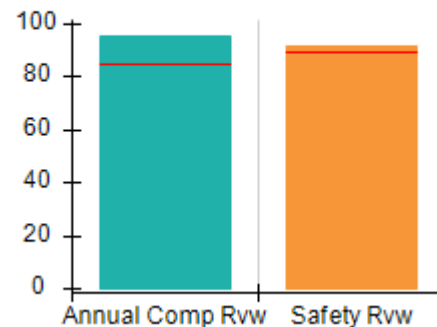
Quarterly Provider Comparisons to All CPAs

▼ — indicates average for all CPAs

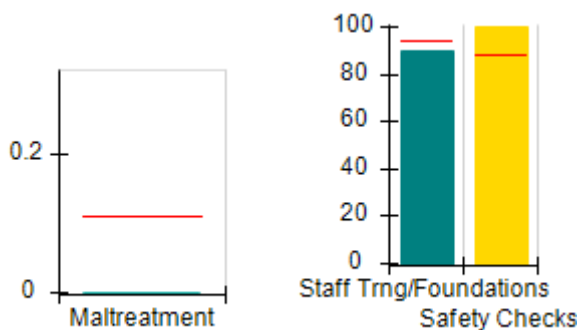
Overall Score (%)



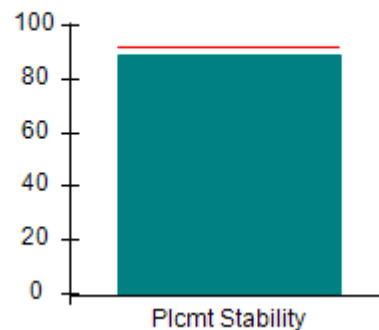
OPM Monitoring Reviews (%)



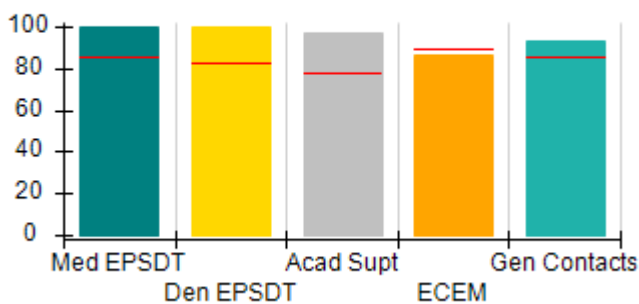
Safety Outcomes (%)



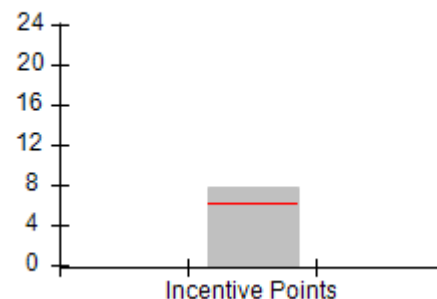
Permanency Outcomes (%)



Well-Being Outcomes (%)



Incentives Earned (Points)





DHS, DFCS, Office of Provider Management
Performance-Based Placement Measures
RBWO Provider GA+SCORECARD - CPA



Report Quarter: Q1 FY2020

Provider/Program Name: Devereux GA Treatment Network - Specialty Foster Care (621) - CPA

1291 Stanley Rd., Kennesaw, GA 30512		Quarterly Scores (Grades)		Current Quarter Score (Grade)
Phone: 770-427-0147		Q1: 101.45 (A+)	Q2: N/A	101.45% (A+)
Vendor ID# 35305		Q3: N/A	Q4: N/A	
# New Foster Homes During Quarter: 1		# Children in Care During Quarter: 70	# Placements During Quarter: 73	# Children in Care On Last Day: 53
	Avg Performance All CPAs (%)	Provider Performance (%)*	Possible Points (Weight)	Provider Points Earned
OPM Monitoring Reviews				
Annual Comprehensive Reviews	84%	95%	25	23.69
Safety Reviews	89%	92%	15	13.75
Monitoring Sub-Total			40	37.44
CPA Safety Outcomes				
Incidence of Maltreatment	0.11%	No Substantiated Reports	10	10.00
Staff Training	94%	90%	5	4.50
Staff Safety Checks	88%	100%	5	5.00
Safety Sub-Total			20	19.50
CPA Permanency Outcomes				
Placement Stability	92%	89%	15	13.35
Permanency Sub-Total			15	13.35
CPA Well-Being Outcomes				
EPSDT Medical Visits	85%	100%	4	4.00
EPSDT Dental Visits	83%	100%	4	4.00
Academic Supports	78%	97%	3	2.91
Provider ECEM Visits	89%	86%	7	6.02
Provider General Contacts	85%	93%	7	6.51
Placements with Siblings	68%	62%	Not Scored	Not Scored
Placements within Legal County	14%	0%	Not Scored	Not Scored
Well-Being Sub-Total			25	23.44

*Performance calculation descriptions can be found in the FY 2019 RBWO PBP Measurements and Standards Guide.

Monitoring & Outcomes: Possible Points = 100		Points Earned: 93.73	
Score Before Incentives Credit			93.73%
Incentives Awarded			7.72 pts
PBP Verification			N/A pts
Total Score			101.45%



DHS, DFCS, Office of Provider Management
Performance-Based Placement Measures
RBWO Provider GA+SCORECARD - CPA



Report Quarter: Q1 FY2020

Provider/Program Name: Devereux GA Treatment Network - Specialty Foster Care (621) - CPA

# New Foster Homes During Quarter: 1		# Children in Care During Quarter: 70	# Placements During Quarter: 73	# Children in Care On Last Day: 53
CPA Incentive Credits	Avg Performance All CPAs (%)	Provider Performance (%)*	Possible Points (Weight)	Provider Points Earned
Early EPSDT Medical Visits		100%	2	2.00
Early EPSDT Dental Visits		88%	2	1.76
Permanency Contacts		0%	5	0.00
Additional Academic Supports		0%	2	0.00
HS Grad/GED/Prof or Trade Certificate/College		N/A	10/5/5/1	
EYSS Agreement		Not Eligible	5	
Community Connections		49%	4	1.96
Foster Hm Retention Rate (threshold = 90)		71%	2	0.00
Foster Hm Recruitment (threshold = 100)		0%	2	0.00
Active Agency Accreditation		50%	4	2.00
Staff Clinical Licensure		0%	5	0.00
Incentives Total	6.21			7.72
Maximum total combined incentive credit allowed is 10 points.			Incentives Awarded	7.72

*Performance calculation descriptions can be found in the FY 2019 RBWO PBP Measurements and Standards Guide.

Child Protective Services Investigations and Dispositions

The following investigations data, which is not used for scoring but is considered significant to a provider's performance, is from Georgia SHINES and is not considered final or complete until the end of the fiscal year.

Total Reports:	3
Number Screened In:	0
Number Screened Out:	3
Number Substantiated:	0
Number Unsubstantiated:	0
Number Active CPS Investigations:	0



DHS, DFCS, Office of Provider Management
Performance-Based Placement Measures
RBWO Provider GA+SCORECARD - CPA



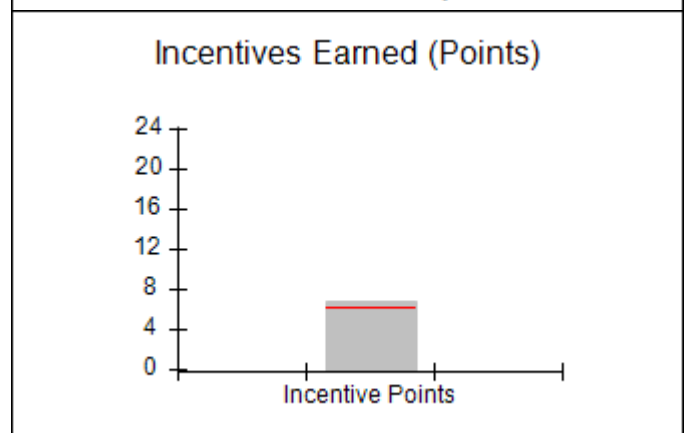
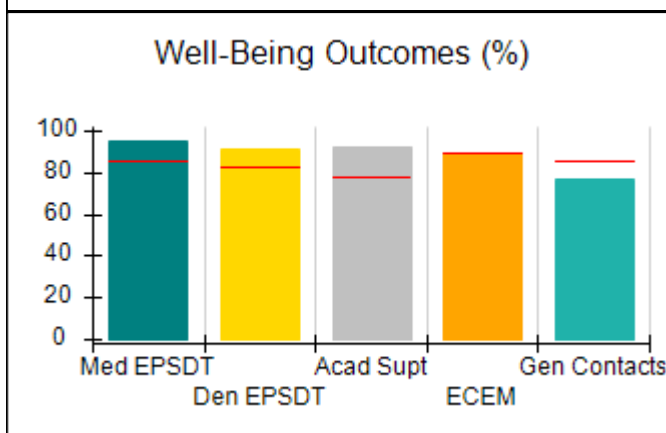
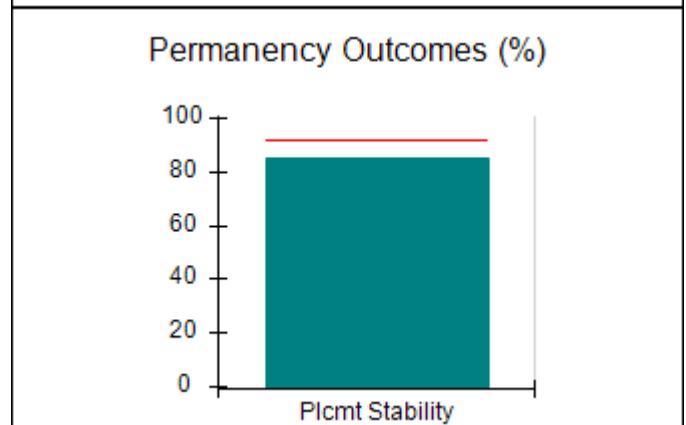
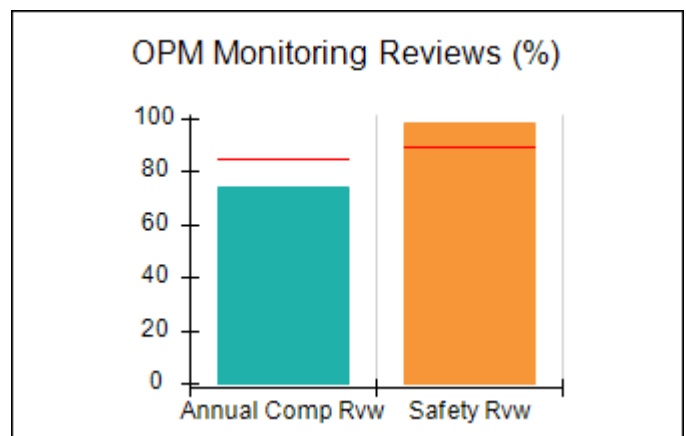
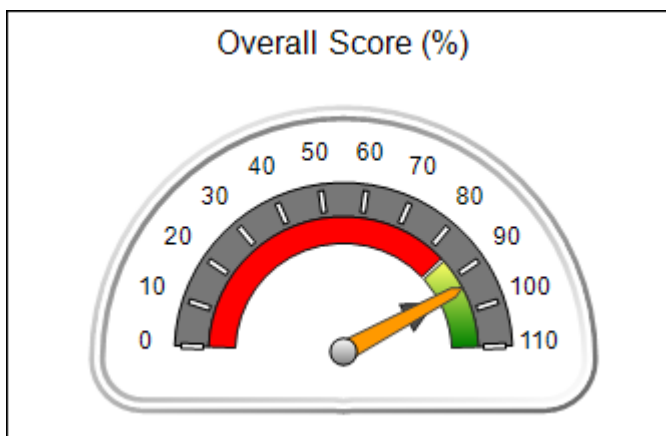
Report Quarter: Q1 FY2020

Provider/Program Name: Elks Aidmore Children's Center - Child Placing Agency (5120) - CPA

2394 Morrison Road, Conyers, GA 30094	Quarterly Scores (Grades)		Current Quarter Score (Grade)
Phone: 770-483-3535	Q1: 93.61 (A-)	Q2: N/A	93.61% (A-)
Vendor ID# 108643	Q3: N/A	Q4: N/A	
# New Foster Homes During Quarter: 11	# Children in Care During Quarter: 110	# Placements During Quarter: 127	# Children in Care On Last Day: 92

Quarterly Provider Comparisons to All CPAs

▼ — indicates average for all CPAs





DHS, DFCS, Office of Provider Management
Performance-Based Placement Measures
RBWO Provider GA+SCORECARD - CPA



Report Quarter: Q1 FY2020

Provider/Program Name: Elks Aidmore Children's Center - Child Placing Agency (5120) - CPA

2394 Morrison Road, Conyers, GA 30094	Quarterly Scores (Grades)		Current Quarter Score (Grade)
Phone: 770-483-3535	Q1: 93.61 (A-)	Q2: N/A	93.61% (A-)
Vendor ID# 108643	Q3: N/A	Q4: N/A	

# New Foster Homes During Quarter: 11	# Children in Care During Quarter: 110	# Placements During Quarter: 127	# Children in Care On Last Day: 92
---------------------------------------	--	----------------------------------	------------------------------------

	Avg Performance All CPAs (%)	Provider Performance (%)*	Possible Points (Weight)	Provider Points Earned
--	------------------------------	---------------------------	--------------------------	------------------------

OPM Monitoring Reviews

Annual Comprehensive Reviews	84%	74%	25	18.47
Safety Reviews	89%	98%	15	14.75
Monitoring Sub-Total			40	33.22

CPA Safety Outcomes

Incidence of Maltreatment	0.11%	No Substantiated Reports	10	10.00
Staff Training	94%	90%	5	4.50
Staff Safety Checks	88%	90%	5	4.50
Safety Sub-Total			20	19.00

CPA Permanency Outcomes

Placement Stability	92%	85%	15	12.75
Permanency Sub-Total			15	12.75

CPA Well-Being Outcomes

EPSDT Medical Visits	85%	95%	4	3.80
EPSDT Dental Visits	83%	91%	4	3.64
Academic Supports	78%	92%	3	2.76
Provider ECEM Visits	89%	89%	7	6.23
Provider General Contacts	85%	77%	7	5.39
Placements with Siblings	68%	47%	Not Scored	Not Scored
Placements within Legal County	14%	7%	Not Scored	Not Scored
Well-Being Sub-Total			25	21.82

*Performance calculation descriptions can be found in the FY 2019 RBWO PBP Measurements and Standards Guide.

Monitoring & Outcomes: Possible Points = 100	Points Earned: 86.79
Score Before Incentives Credit	86.79%
Incentives Awarded	6.82 pts
PBP Verification	N/A pts
Total Score	93.61%



DHS, DFCS, Office of Provider Management
Performance-Based Placement Measures
RBWO Provider GA+SCORECARD - CPA



Report Quarter: Q1 FY2020

Provider/Program Name: Elks Aidmore Children's Center - Child Placing Agency (5120) - CPA

# New Foster Homes During Quarter: 11		# Children in Care During Quarter: 110	# Placements During Quarter: 127	# Children in Care On Last Day: 92
CPA Incentive Credits	Avg Performance All CPAs (%)	Provider Performance (%)*	Possible Points (Weight)	Provider Points Earned
Early EPSDT Medical Visits		69%	2	1.38
Early EPSDT Dental Visits		65%	2	1.30
Permanency Contacts		0%	5	0.00
Additional Academic Supports		7%	2	0.14
HS Grad/GED/Prof or Trade Certificate/College		N/A	10/5/5/1	
EYSS Agreement		Not Eligible	5	
Community Connections		0%	4	0.00
Foster Hm Retention Rate (threshold = 90)		84%	2	0.00
Foster Hm Recruitment (threshold = 100)		125%	2	2.00
Active Agency Accreditation		50%	4	2.00
Staff Clinical Licensure		0%	5	0.00
Incentives Total	6.21			6.82
Maximum total combined incentive credit allowed is 10 points.			Incentives Awarded	6.82

*Performance calculation descriptions can be found in the FY 2019 RBWO PBP Measurements and Standards Guide.

Child Protective Services Investigations and Dispositions

The following investigations data, which is not used for scoring but is considered significant to a provider's performance, is from Georgia SHINES and is not considered final or complete until the end of the fiscal year.

Total Reports:	6
Number Screened In:	3
Number Screened Out:	3
Number Substantiated:	0
Number Unsubstantiated:	4
Number Active CPS Investigations:	-1



DHS, DFCS, Office of Provider Management
Performance-Based Placement Measures
RBWO Provider GA+SCORECARD - CPA



Report Quarter: Q1 FY2020

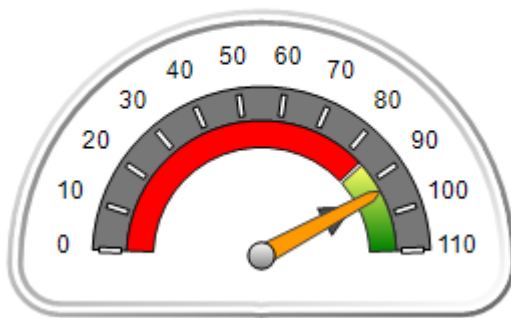
Provider/Program Name: Elks Aidmore Children's Center - Dalton (5311) - CPA

105 North Pentz Street, Dalton, GA 30720	Quarterly Scores (Grades)		Current Quarter Score (Grade)
Phone: 770-483-3535	Q1: 93.56 (A-)	Q2: N/A	93.56% (A-)
Vendor ID# 4574	Q3: N/A	Q4: N/A	
# New Foster Homes During Quarter: 0	# Children in Care During Quarter: 12	# Placements During Quarter: 12	# Children in Care On Last Day: 10

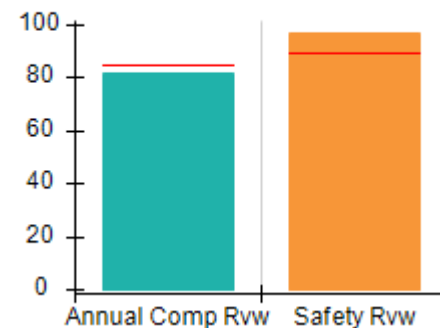
Quarterly Provider Comparisons to All CPAs

▼ — indicates average for all CPAs

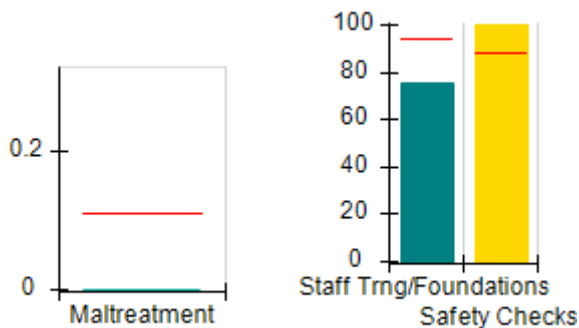
Overall Score (%)



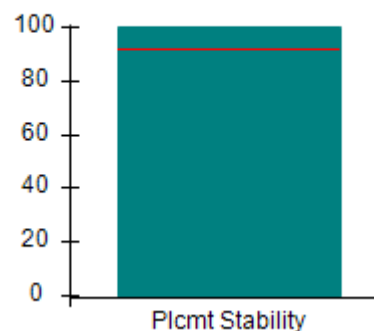
OPM Monitoring Reviews (%)



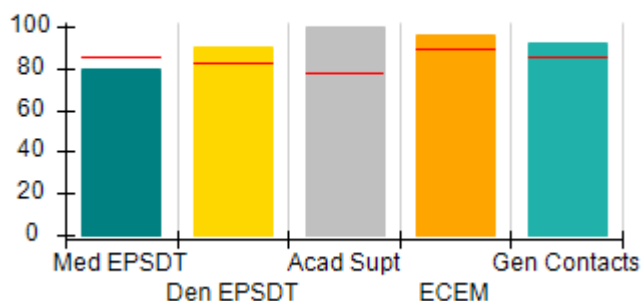
Safety Outcomes (%)



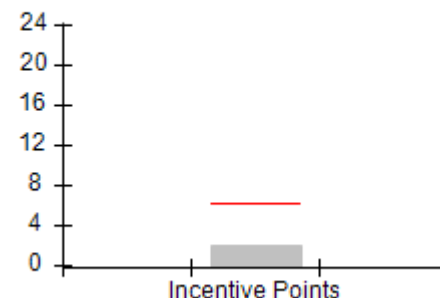
Permanency Outcomes (%)



Well-Being Outcomes (%)



Incentives Earned (Points)





DHS, DFCS, Office of Provider Management
Performance-Based Placement Measures
RBWO Provider GA+SCORECARD - CPA



Report Quarter: Q1 FY2020

Provider/Program Name: Elks Aidmore Children's Center - Dalton (5311) - CPA				
105 North Pentz Street, Dalton, GA 30720	Quarterly Scores (Grades)			Current Quarter Score (Grade)
Phone: 770-483-3535	Q1: 93.56 (A-)	Q2: N/A	93.56% (A-)	
Vendor ID# 4574	Q3: N/A	Q4: N/A		
# New Foster Homes During Quarter: 0	# Children in Care During Quarter: 12	# Placements During Quarter: 12	# Children in Care On Last Day: 10	
	Avg Performance All CPAs (%)	Provider Performance (%)*	Possible Points (Weight)	Provider Points Earned
OPM Monitoring Reviews				
Annual Comprehensive Reviews	84%	81%	25	20.35
Safety Reviews	89%	97%	15	14.50
Monitoring Sub-Total			40	34.85
CPA Safety Outcomes				
Incidence of Maltreatment	0.11%	No Substantiated Reports	10	10.00
Staff Training	94%	75%	5	3.75
Staff Safety Checks	88%	100%	5	5.00
Safety Sub-Total			20	18.75
CPA Permanency Outcomes				
Placement Stability	92%	100%	15	15.00
Permanency Sub-Total			15	15.00
CPA Well-Being Outcomes				
EPSDT Medical Visits	85%	80%	4	3.20
EPSDT Dental Visits	83%	90%	4	3.60
Academic Supports	78%	100%	3	3.00
Provider ECEM Visits	89%	96%	7	6.72
Provider General Contacts	85%	92%	7	6.44
Placements with Siblings	68%	38%	Not Scored	Not Scored
Placements within Legal County	14%	0%	Not Scored	Not Scored
Well-Being Sub-Total			25	22.96

*Performance calculation descriptions can be found in the FY 2019 RBWO PBP Measurements and Standards Guide.

Monitoring & Outcomes: Possible Points = 100	Points Earned: 91.56
Score Before Incentives Credit	91.56%
Incentives Awarded	2.00 pts
PBP Verification	N/A pts
Total Score	93.56%



DHS, DFCS, Office of Provider Management
Performance-Based Placement Measures
RBWO Provider GA+SCORECARD - CPA
Report Quarter: Q1 FY2020



Provider/Program Name: Elks Aidmore Children's Center - Dalton (5311) - CPA

# New Foster Homes During Quarter: 0		# Children in Care During Quarter: 12	# Placements During Quarter: 12	# Children in Care On Last Day: 10
CPA Incentive Credits	Avg Performance All CPAs (%)	Provider Performance (%)*	Possible Points (Weight)	Provider Points Earned
Early EPSDT Medical Visits		0%	2	0.00
Early EPSDT Dental Visits		0%	2	0.00
Permanency Contacts		0%	5	0.00
Additional Academic Supports		0%	2	0.00
HS Grad/GED/Prof or Trade Certificate/College		N/A	10/5/5/1	
EYSS Agreement		Not Eligible	5	
Community Connections		0%	4	0.00
Foster Hm Retention Rate (threshold = 90)		100%	2	2.00
Foster Hm Recruitment (threshold = 100)		0%	2	0.00
Active Agency Accreditation		0%	4	0.00
Staff Clinical Licensure		0%	5	0.00
Incentives Total	6.21			2.00
Maximum total combined incentive credit allowed is 10 points.			Incentives Awarded	2.00
*Performance calculation descriptions can be found in the FY 2019 RBWO PBP Measurements and Standards Guide.				

Child Protective Services Investigations and Dispositions

The following investigations data, which is not used for scoring but is considered significant to a provider's performance, is from Georgia SHINES and is not considered final or complete until the end of the fiscal year.

Total Reports:	0	
Number Screened In:	0	
Number Screened Out:	0	
Number Substantiated:	0	
Number Unsubstantiated:	0	
Number Active CPS Investigations:	0	



DHS, DFCS, Office of Provider Management

Performance-Based Placement Measures

RBWO Provider GA+SCORECARD - CPA



Report Quarter: Q1 FY2020

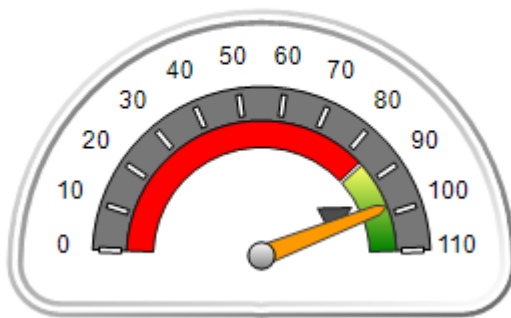
Provider/Program Name: Elks Aidmore Children's Center - Savannah (5231) - CPA

132 Stephenson Avenue, Savannah, GA 31405	Quarterly Scores (Grades)		Current Quarter Score (Grade)
Phone: 912-200-3685	Q1: 97.90 (A+)	Q2: N/A	97.90% (A+)
Vendor ID# 143218	Q3: N/A	Q4: N/A	
# New Foster Homes During Quarter: 1	# Children in Care During Quarter: 16	# Placements During Quarter: 16	# Children in Care On Last Day: 14

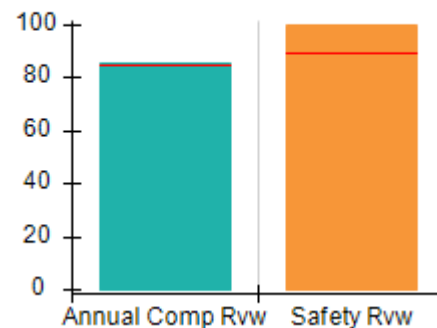
Quarterly Provider Comparisons to All CPAs

▼ — indicates average for all CPAs

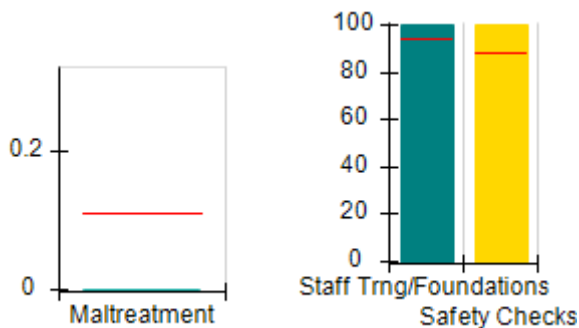
Overall Score (%)



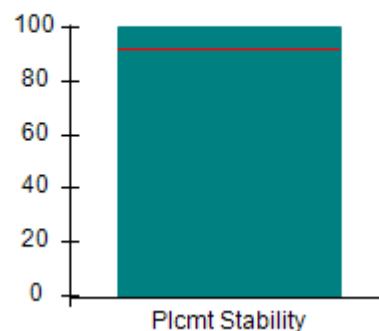
OPM Monitoring Reviews (%)



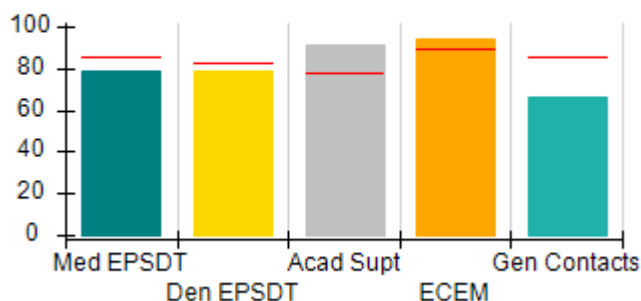
Safety Outcomes (%)



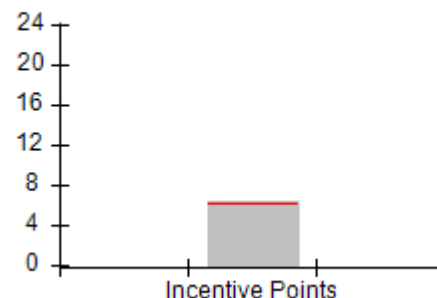
Permanency Outcomes (%)



Well-Being Outcomes (%)



Incentives Earned (Points)





DHS, DFCS, Office of Provider Management
Performance-Based Placement Measures
RBWO Provider GA+SCORECARD - CPA



Report Quarter: Q1 FY2020

Provider/Program Name: Elks Aidmore Children's Center - Savannah (5231) - CPA				
132 Stephenson Avenue, Savannah, GA 31405	Quarterly Scores (Grades)			Current Quarter Score (Grade)
Phone: 912-200-3685	Q1: 97.90 (A+)	Q2: N/A	97.90% (A+)	
Vendor ID# 143218	Q3: N/A	Q4: N/A		
# New Foster Homes During Quarter: 1	# Children in Care During Quarter: 16	# Placements During Quarter: 16	# Children in Care On Last Day: 14	
	Avg Performance All CPAs (%)	Provider Performance (%)*	Possible Points (Weight)	Provider Points Earned
OPM Monitoring Reviews				
Annual Comprehensive Reviews	84%	86%	25	21.39
Safety Reviews	89%	100%	15	15.00
Monitoring Sub-Total			40	36.39
CPA Safety Outcomes				
Incidence of Maltreatment	0.11%	No Substantiated Reports	10	10.00
Staff Training	94%	100%	5	5.00
Staff Safety Checks	88%	100%	5	5.00
Safety Sub-Total			20	20.00
CPA Permanency Outcomes				
Placement Stability	92%	100%	15	15.00
Permanency Sub-Total			15	15.00
CPA Well-Being Outcomes				
EPSDT Medical Visits	85%	79%	4	3.16
EPSDT Dental Visits	83%	79%	4	3.16
Academic Supports	78%	91%	3	2.73
Provider ECEM Visits	89%	94%	7	6.58
Provider General Contacts	85%	66%	7	4.62
Placements with Siblings	68%	73%	Not Scored	Not Scored
Placements within Legal County	14%	40%	Not Scored	Not Scored
Well-Being Sub-Total			25	20.25

*Performance calculation descriptions can be found in the FY 2019 RBWO PBP Measurements and Standards Guide.

Monitoring & Outcomes: Possible Points = 100	Points Earned: 91.64
Score Before Incentives Credit	91.64%
Incentives Awarded	6.26 pts
PBP Verification	N/A pts
Total Score	97.90%



DHS, DFCS, Office of Provider Management
Performance-Based Placement Measures
RBWO Provider GA+SCORECARD - CPA
Report Quarter: Q1 FY2020



Provider/Program Name: Elks Aidmore Children's Center - Savannah (5231) - CPA

# New Foster Homes During Quarter: 1		# Children in Care During Quarter: 16	# Placements During Quarter: 16	# Children in Care On Last Day: 14
CPA Incentive Credits	Avg Performance All CPAs (%)	Provider Performance (%)*	Possible Points (Weight)	Provider Points Earned
Early EPSDT Medical Visits		0%	2	0.00
Early EPSDT Dental Visits		25%	2	0.50
Permanency Contacts		0%	5	0.00
Additional Academic Supports		88%	2	1.76
HS Grad/GED/Prof or Trade Certificate/College		N/A	10/5/5/1	
EYSS Agreement		0%	5	0.00
Community Connections		0%	4	0.00
Foster Hm Retention Rate (threshold = 90)		80%	2	0.00
Foster Hm Recruitment (threshold = 100)		100%	2	2.00
Active Agency Accreditation		50%	4	2.00
Staff Clinical Licensure		0%	5	0.00
Incentives Total	6.21			6.26
Maximum total combined incentive credit allowed is 10 points.			Incentives Awarded	6.26

*Performance calculation descriptions can be found in the FY 2019 RBWO PBP Measurements and Standards Guide.

Child Protective Services Investigations and Dispositions

The following investigations data, which is not used for scoring but is considered significant to a provider's performance, is from Georgia SHINES and is not considered final or complete until the end of the fiscal year.

Total Reports:	0
Number Screened In:	0
Number Screened Out:	0
Number Substantiated:	0
Number Unsubstantiated:	0
Number Active CPS Investigations:	0



DHS, DFCS, Office of Provider Management

Performance-Based Placement Measures

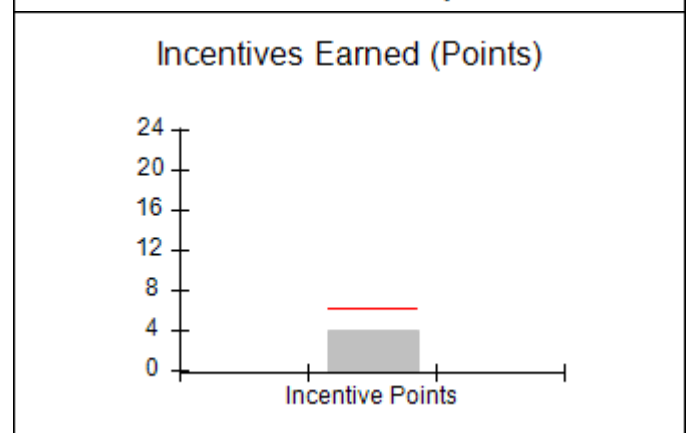
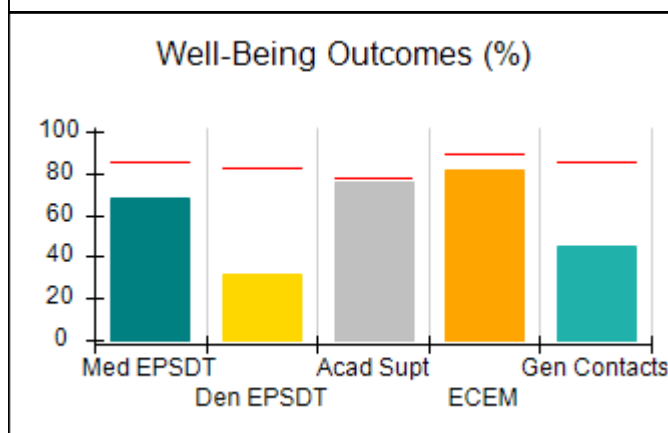
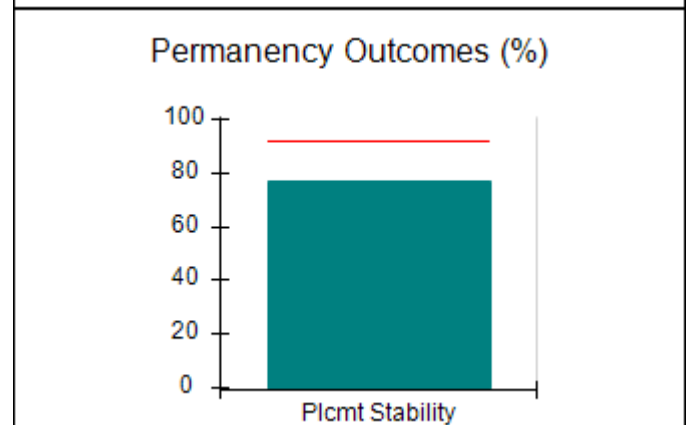
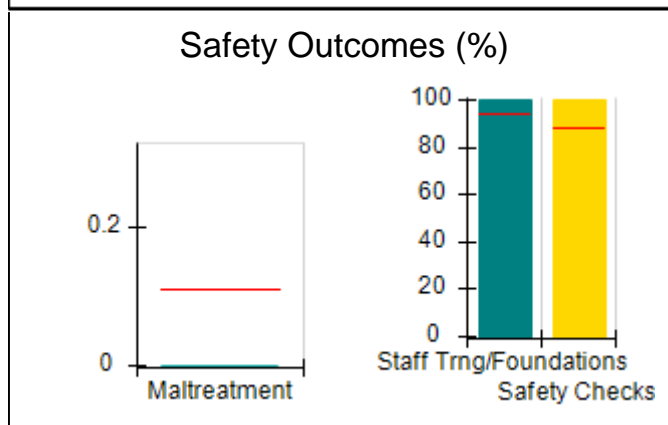
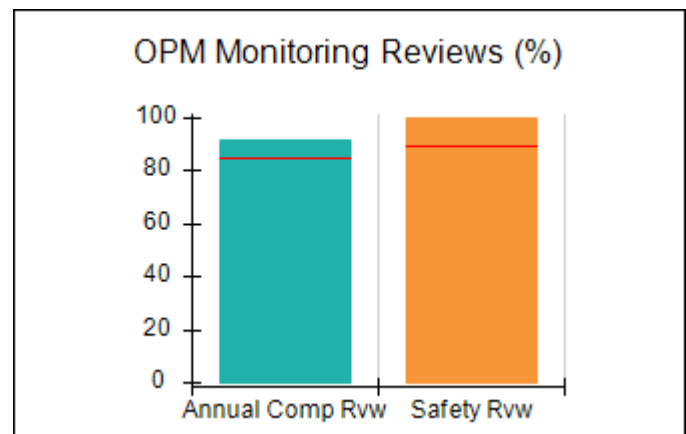
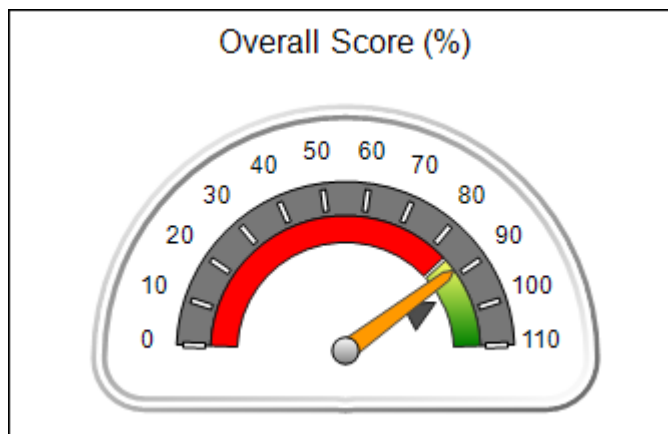
RBWO Provider GA+SCORECARD - CPA



Report Quarter: Q1 FY2020

Provider/Program Name: Elks Aidmore Children's Center - Valdosta (5179) - CPA			
3312A N. Oak Street Extension , Valdosta, GA 31602	Quarterly Scores (Grades)		Current Quarter Score (Grade)
Phone: 229-244-3020	Q1: 88.46 (B+)	Q2: N/A	88.46% (B+)
Vendor ID# 33264	Q3: N/A	Q4: N/A	
# New Foster Homes During Quarter: 1	# Children in Care During Quarter: 35	# Placements During Quarter: 42	# Children in Care On Last Day: 29
Quarterly Provider Comparisons to All CPAs			

▼ — indicates average for all CPAs





DHS, DFCS, Office of Provider Management
Performance-Based Placement Measures
RBWO Provider GA+SCORECARD - CPA
 Report Quarter: Q1 FY2020



Provider/Program Name: Elks Aidmore Children's Center - Valdosta (5179) - CPA				
3312A N. Oak Street Extension , Valdosta, GA 31602		Quarterly Scores (Grades)		Current Quarter Score (Grade)
Phone: 229-244-3020		Q1: 88.46 (B+)	Q2: N/A	88.46% (B+)
Vendor ID# 33264		Q3: N/A	Q4: N/A	
# New Foster Homes During Quarter: 1		# Children in Care During Quarter: 35	# Placements During Quarter: 42	# Children in Care On Last Day: 29
	Avg Performance All CPAs (%)	Provider Performance (%)*	Possible Points (Weight)	Provider Points Earned
OPM Monitoring Reviews				
Annual Comprehensive Reviews	84%	92%	25	22.88
Safety Reviews	89%	100%	15	15.00
Monitoring Sub-Total			40	37.88
CPA Safety Outcomes				
Incidence of Maltreatment	0.11%	No Substantiated Reports	10	10.00
Staff Training	94%	100%	5	5.00
Staff Safety Checks	88%	100%	5	5.00
Safety Sub-Total			20	20.00
CPA Permanency Outcomes				
Placement Stability	92%	77%	15	11.55
Permanency Sub-Total			15	11.55
CPA Well-Being Outcomes				
EPSDT Medical Visits	85%	68%	4	2.72
EPSDT Dental Visits	83%	32%	4	1.28
Academic Supports	78%	76%	3	2.28
Provider ECEM Visits	89%	82%	7	5.74
Provider General Contacts	85%	45%	7	3.15
Placements with Siblings	68%	47%	Not Scored	Not Scored
Placements within Legal County	14%	17%	Not Scored	Not Scored
Well-Being Sub-Total			25	15.17

*Performance calculation descriptions can be found in the FY 2019 RBWO PBP Measurements and Standards Guide.

Monitoring & Outcomes: Possible Points = 100		Points Earned: 84.60	
Score Before Incentives Credit			84.60%
Incentives Awarded			3.86 pts
PBP Verification			N/A pts
Total Score			88.46%



DHS, DFCS, Office of Provider Management
Performance-Based Placement Measures
RBWO Provider GA+SCORECARD - CPA
Report Quarter: Q1 FY2020



Provider/Program Name: Elks Aidmore Children's Center - Valdosta (5179) - CPA

# New Foster Homes During Quarter: 1		# Children in Care During Quarter: 35	# Placements During Quarter: 42	# Children in Care On Last Day: 29
CPA Incentive Credits	Avg Performance All CPAs (%)	Provider Performance (%)*	Possible Points (Weight)	Provider Points Earned
Early EPSDT Medical Visits		17%	2	0.34
Early EPSDT Dental Visits		5%	2	0.10
Permanency Contacts		0%	5	0.00
Additional Academic Supports		71%	2	1.42
HS Grad/GED/Prof or Trade Certificate/College		N/A	10/5/5/1	
EYSS Agreement		Not Eligible	5	
Community Connections		0%	4	0.00
Foster Hm Retention Rate (threshold = 90)		83%	2	0.00
Foster Hm Recruitment (threshold = 100)		0%	2	0.00
Active Agency Accreditation		50%	4	2.00
Staff Clinical Licensure		0%	5	0.00
Incentives Total	6.21			3.86
Maximum total combined incentive credit allowed is 10 points.			Incentives Awarded	3.86

*Performance calculation descriptions can be found in the FY 2019 RBWO PBP Measurements and Standards Guide.

Child Protective Services Investigations and Dispositions

The following investigations data, which is not used for scoring but is considered significant to a provider's performance, is from Georgia SHINES and is not considered final or complete until the end of the fiscal year.

Total Reports:	0
Number Screened In:	0
Number Screened Out:	0
Number Substantiated:	0
Number Unsubstantiated:	0
Number Active CPS Investigations:	0



DHS, DFCS, Office of Provider Management
Performance-Based Placement Measures
RBWO Provider GA+SCORECARD - CPA



Report Quarter: Q1 FY2020

Provider/Program Name: ENA, Inc., dba NECCO (formerly GA SAFE) - Albany (672) - CPA			
2516 Dawson Rd., Albany, GA 31707	Quarterly Scores (Grades)		Current Quarter Score (Grade)
Phone: 229-889-8884	Q1: 101.16 (A+)	Q2: N/A	101.16% (A+)
Vendor ID# 84512	Q3: N/A	Q4: N/A	
# New Foster Homes During Quarter: 15	# Children in Care During Quarter: 120	# Placements During Quarter: 124	# Children in Care On Last Day: 106
Quarterly Provider Comparisons to All CPAs			

▼ — indicates average for all CPAs





DHS, DFCS, Office of Provider Management
Performance-Based Placement Measures
RBWO Provider GA+SCORECARD - CPA



Report Quarter: Q1 FY2020

Provider/Program Name: ENA, Inc., dba NECCO (formerly GA SAFE) - Albany (672) - CPA

2516 Dawson Rd., Albany, GA 31707	Quarterly Scores (Grades)		Current Quarter Score (Grade)
Phone: 229-889-8884	Q1: 101.16 (A+)	Q2: N/A	101.16% (A+)
Vendor ID# 84512	Q3: N/A	Q4: N/A	

# New Foster Homes During Quarter: 15	# Children in Care During Quarter: 120	# Placements During Quarter: 124	# Children in Care On Last Day: 106
---------------------------------------	--	----------------------------------	-------------------------------------

	Avg Performance All CPAs (%)	Provider Performance (%)*	Possible Points (Weight)	Provider Points Earned
--	------------------------------	---------------------------	--------------------------	------------------------

OPM Monitoring Reviews

Annual Comprehensive Reviews	84%	92%	25	23.04
Safety Reviews	89%	97%	15	14.50
Monitoring Sub-Total			40	37.54

CPA Safety Outcomes

Incidence of Maltreatment	0.11%	No Substantiated Reports	10	10.00
Staff Training	94%	100%	5	5.00
Staff Safety Checks	88%	100%	5	5.00
Safety Sub-Total			20	20.00

CPA Permanency Outcomes

Placement Stability	92%	96%	15	14.40
Permanency Sub-Total			15	14.40

CPA Well-Being Outcomes

EPSDT Medical Visits	85%	90%	4	3.60
EPSDT Dental Visits	83%	90%	4	3.60
Academic Supports	78%	88%	3	2.64
Provider ECEM Visits	89%	87%	7	6.09
Provider General Contacts	85%	83%	7	5.81
Placements with Siblings	68%	59%	Not Scored	Not Scored
Placements within Legal County	14%	10%	Not Scored	Not Scored
Well-Being Sub-Total			25	21.74

*Performance calculation descriptions can be found in the FY 2019 RBWO PBP Measurements and Standards Guide.

Monitoring & Outcomes: Possible Points = 100	Points Earned: 93.68
Score Before Incentives Credit	93.68%
Incentives Awarded	7.48 pts
PBP Verification	N/A pts
Total Score	101.16%



DHS, DFCS, Office of Provider Management
Performance-Based Placement Measures
RBWO Provider GA+SCORECARD - CPA
Report Quarter: Q1 FY2020



Provider/Program Name: ENA, Inc., dba NECCO (formerly GA SAFE) - Albany (672) - CPA

# New Foster Homes During Quarter: 15		# Children in Care During Quarter: 120	# Placements During Quarter: 124	# Children in Care On Last Day: 106
CPA Incentive Credits	Avg Performance All CPAs (%)	Provider Performance (%)*	Possible Points (Weight)	Provider Points Earned
Early EPSDT Medical Visits		71%	2	1.42
Early EPSDT Dental Visits		74%	2	1.48
Permanency Contacts		0%	5	0.00
Additional Academic Supports		29%	2	0.58
HS Grad/GED/Prof or Trade Certificate/College		N/A	10/5/5/1	
EYSS Agreement		Not Eligible	5	
Community Connections		0%	4	0.00
Foster Hm Retention Rate (threshold = 90)		85%	2	0.00
Foster Hm Recruitment (threshold = 100)		250%	2	2.00
Active Agency Accreditation		50%	4	2.00
Staff Clinical Licensure		0%	5	0.00
Incentives Total	6.21			7.48
Maximum total combined incentive credit allowed is 10 points.			Incentives Awarded	7.48

*Performance calculation descriptions can be found in the FY 2019 RBWO PBP Measurements and Standards Guide.

Child Protective Services Investigations and Dispositions

The following investigations data, which is not used for scoring but is considered significant to a provider's performance, is from Georgia SHINES and is not considered final or complete until the end of the fiscal year.

Total Reports:	1
Number Screened In:	1
Number Screened Out:	0
Number Substantiated:	0
Number Unsubstantiated:	1
Number Active CPS Investigations:	0



DHS, DFCS, Office of Provider Management
Performance-Based Placement Measures
RBWO Provider GA+SCORECARD - CPA



Report Quarter: Q1 FY2020

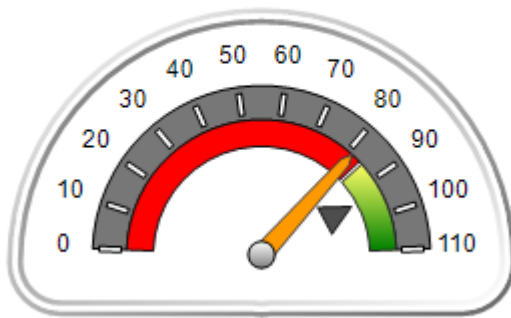
Provider/Program Name: ENA, Inc., dba NECCO (formerly GA SAFE) - Brunswick (5394) - CPA

93 Benchmark Way, Brunswick, GA 31520	Quarterly Scores (Grades)		Current Quarter Score (Grade)
Phone: 912-262-2777	Q1: 81.35 (B-)	Q2: N/A	81.35% (B-)
Vendor ID# 163444	Q3: N/A	Q4: N/A	
# New Foster Homes During Quarter: 0	# Children in Care During Quarter: 41	# Placements During Quarter: 44	# Children in Care On Last Day: 29

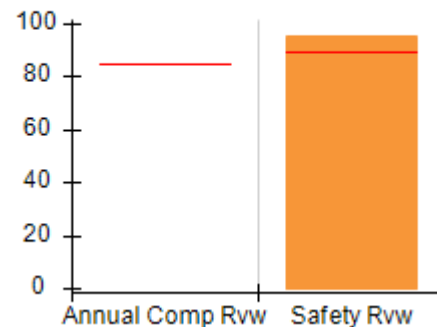
Quarterly Provider Comparisons to All CPAs

▼ — indicates average for all CPAs

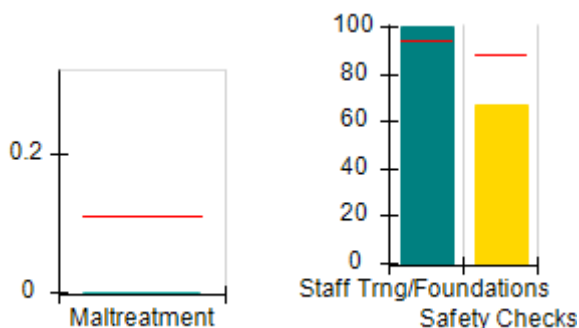
Overall Score (%)



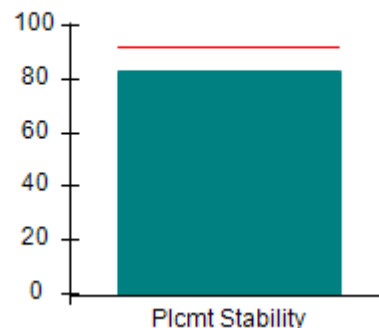
OPM Monitoring Reviews (%)



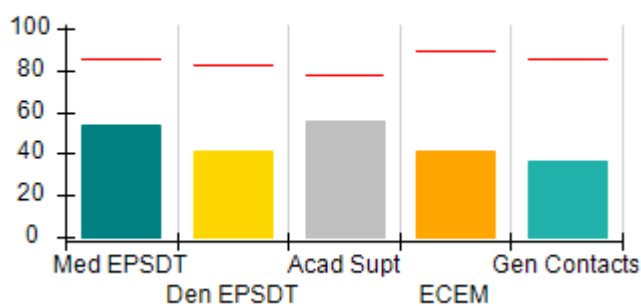
Safety Outcomes (%)



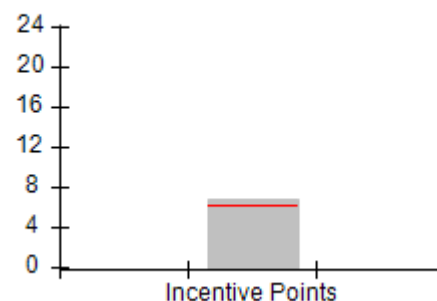
Permanency Outcomes (%)



Well-Being Outcomes (%)



Incentives Earned (Points)





DHS, DFCS, Office of Provider Management
Performance-Based Placement Measures
RBWO Provider GA+SCORECARD - CPA



Report Quarter: Q1 FY2020

Provider/Program Name: ENA, Inc., dba NECCO (formerly GA SAFE) - Brunswick (5394) - CPA

93 Benchmark Way, Brunswick, GA 31520	Quarterly Scores (Grades)		Current Quarter Score (Grade)
Phone: 912-262-2777	Q1: 81.35 (B-)	Q2: N/A	81.35% (B-)
Vendor ID# 163444	Q3: N/A	Q4: N/A	

# New Foster Homes During Quarter: 0	# Children in Care During Quarter: 41	# Placements During Quarter: 44	# Children in Care On Last Day: 29
--------------------------------------	---------------------------------------	---------------------------------	------------------------------------

	Avg Performance All CPAs (%)	Provider Performance (%)*	Possible Points (Weight)	Provider Points Earned
--	------------------------------	---------------------------	--------------------------	------------------------

OPM Monitoring Reviews

Annual Comprehensive Reviews	84%	Not Yet Conducted		
Safety Reviews	89%	95%	15	14.25
Monitoring Sub-Total			15	14.25

CPA Safety Outcomes

Incidence of Maltreatment	0.11%	No Substantiated Reports	10	10.00
Staff Training	94%	100%	5	5.00
Staff Safety Checks	88%	67%	5	3.35
Safety Sub-Total			20	18.35

CPA Permanency Outcomes

Placement Stability	92%	83%	15	12.45
Permanency Sub-Total			15	12.45

CPA Well-Being Outcomes

EPSDT Medical Visits	85%	54%	4	2.16
EPSDT Dental Visits	83%	41%	4	1.64
Academic Supports	78%	56%	3	1.68
Provider ECEM Visits	89%	41%	7	2.87
Provider General Contacts	85%	37%	7	2.59
Placements with Siblings	68%	77%	Not Scored	Not Scored
Placements within Legal County	14%	26%	Not Scored	Not Scored
Well-Being Sub-Total			25	10.94

*Performance calculation descriptions can be found in the FY 2019 RBWO PBP Measurements and Standards Guide.

Monitoring & Outcomes: Possible Points = 75	Points Earned: 55.99
Score Before Incentives Credit	74.65%
Incentives Awarded	6.70 pts
PBP Verification	N/A pts
Total Score	81.35%



DHS, DFCS, Office of Provider Management
Performance-Based Placement Measures
RBWO Provider GA+SCORECARD - CPA



Report Quarter: Q1 FY2020

Provider/Program Name: ENA, Inc., dba NECCO (formerly GA SAFE) - Brunswick (5394) - CPA

# New Foster Homes During Quarter: 0		# Children in Care During Quarter: 41	# Placements During Quarter: 44	# Children in Care On Last Day: 29
CPA Incentive Credits	Avg Performance All CPAs (%)	Provider Performance (%)*	Possible Points (Weight)	Provider Points Earned
Early EPSDT Medical Visits		29%	2	0.58
Early EPSDT Dental Visits		24%	2	0.48
Permanency Contacts		0%	5	0.00
Additional Academic Supports		32%	2	0.64
HS Grad/GED/Prof or Trade Certificate/College		N/A	10/5/5/1	
EYSS Agreement		100%	5	5.00
Community Connections		0%	4	0.00
Foster Hm Retention Rate (threshold = 90)		Not Eligible	2	0.00
Foster Hm Recruitment (threshold = 100)		0%	2	0.00
Active Agency Accreditation		0%	4	0.00
Staff Clinical Licensure		0%	5	0.00
Incentives Total	6.21			6.70
Maximum total combined incentive credit allowed is 10 points.			Incentives Awarded	6.70

*Performance calculation descriptions can be found in the FY 2019 RBWO PBP Measurements and Standards Guide.

Child Protective Services Investigations and Dispositions

The following investigations data, which is not used for scoring but is considered significant to a provider's performance, is from Georgia SHINES and is not considered final or complete until the end of the fiscal year.

Total Reports:	1
Number Screened In:	1
Number Screened Out:	0
Number Substantiated:	0
Number Unsubstantiated:	0
Number Active CPS Investigations:	1



DHS, DFCS, Office of Provider Management
Performance-Based Placement Measures
RBWO Provider GA+SCORECARD - CPA



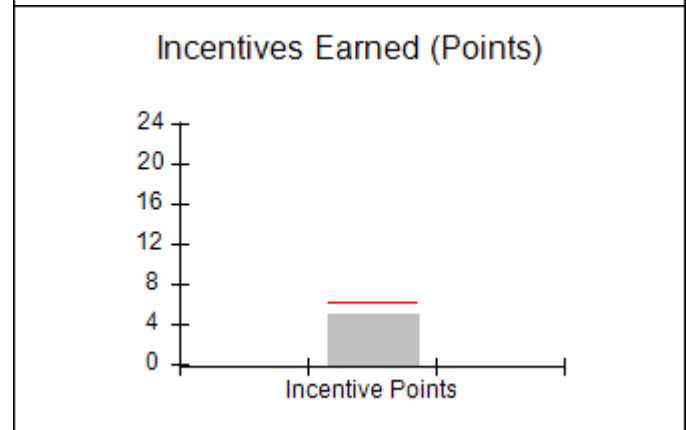
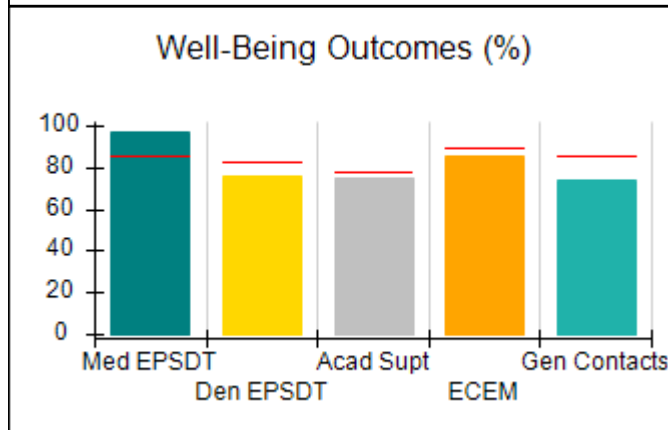
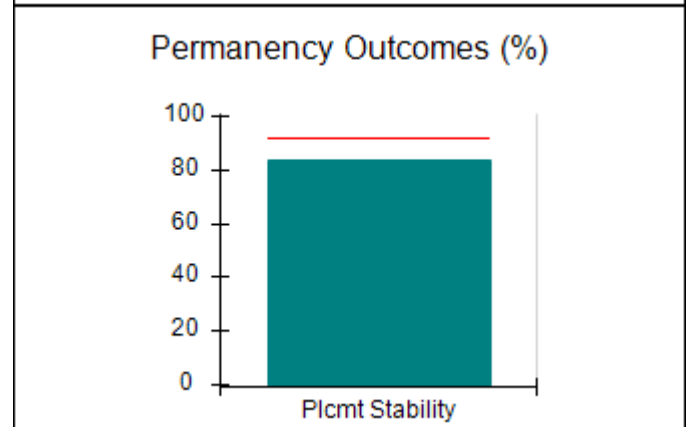
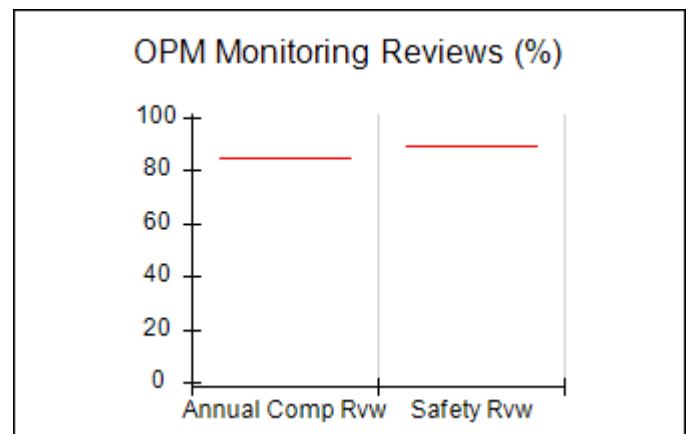
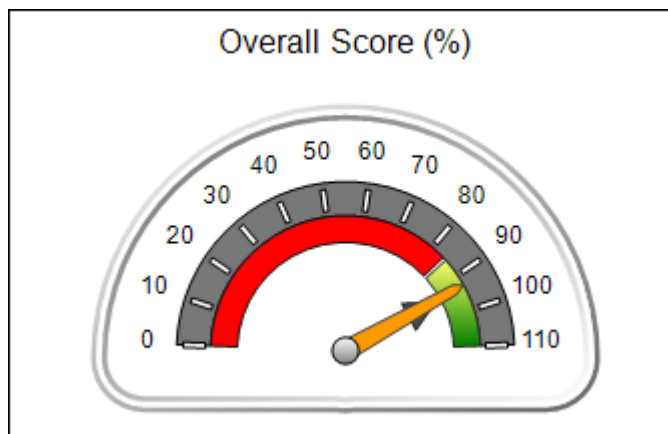
Report Quarter: Q1 FY2020

Provider/Program Name: ENA, Inc., dba NECCO (formerly GA SAFE) - Columbus (5395) - CPA

506 Manchester Expressway, Columbus, GA 31904	Quarterly Scores (Grades)		Current Quarter Score (Grade)
Phone: 706-405-4256	Q1: 93.03 (A-)	Q2: N/A	93.03% (A-)
Vendor ID# 163445	Q3: N/A	Q4: N/A	
# New Foster Homes During Quarter: 1	# Children in Care During Quarter: 31	# Placements During Quarter: 33	# Children in Care On Last Day: 25

Quarterly Provider Comparisons to All CPAs

▼ — indicates average for all CPAs





DHS, DFCS, Office of Provider Management
Performance-Based Placement Measures
RBWO Provider GA+SCORECARD - CPA



Report Quarter: Q1 FY2020

Provider/Program Name: ENA, Inc., dba NECCO (formerly GA SAFE) - Columbus (5395) - CPA

506 Manchester Expressway, Columbus, GA 31904		Quarterly Scores (Grades)		Current Quarter Score (Grade)
Phone: 706-405-4256		Q1: 93.03 (A-)	Q2: N/A	93.03% (A-)
Vendor ID# 163445		Q3: N/A	Q4: N/A	
# New Foster Homes During Quarter: 1		# Children in Care During Quarter: 31	# Placements During Quarter: 33	# Children in Care On Last Day: 25
	Avg Performance All CPAs (%)	Provider Performance (%)*	Possible Points (Weight)	Provider Points Earned
OPM Monitoring Reviews				
Annual Comprehensive Reviews	84%	Not Yet Conducted		
Safety Reviews	89%	Not Yet Conducted		
Monitoring Sub-Total				0.00
CPA Safety Outcomes				
Incidence of Maltreatment	0.11%	No Substantiated Reports	10	10.00
Staff Training	94%	100%	5	5.00
Staff Safety Checks	88%	100%	5	5.00
Safety Sub-Total			20	20.00
CPA Permanency Outcomes				
Placement Stability	92%	84%	15	12.60
Permanency Sub-Total			15	12.60
CPA Well-Being Outcomes				
EPSDT Medical Visits	85%	97%	4	3.88
EPSDT Dental Visits	83%	76%	4	3.04
Academic Supports	78%	75%	3	2.25
Provider ECEM Visits	89%	85%	7	5.95
Provider General Contacts	85%	74%	7	5.18
Placements with Siblings	68%	75%	Not Scored	Not Scored
Placements within Legal County	14%	100%	Not Scored	Not Scored
Well-Being Sub-Total			25	20.30

*Performance calculation descriptions can be found in the FY 2019 RBWO PBP Measurements and Standards Guide.

Monitoring & Outcomes: Possible Points = 60		Points Earned: 52.90	
Score Before Incentives Credit			88.17%
Incentives Awarded			4.86 pts
PBP Verification			N/A pts
Total Score			93.03%



DHS, DFCS, Office of Provider Management
Performance-Based Placement Measures
RBWO Provider GA+SCORECARD - CPA



Report Quarter: Q1 FY2020

Provider/Program Name: ENA, Inc., dba NECCO (formerly GA SAFE) - Columbus (5395) - CPA

# New Foster Homes During Quarter: 1		# Children in Care During Quarter: 31	# Placements During Quarter: 33	# Children in Care On Last Day: 25
CPA Incentive Credits	Avg Performance All CPAs (%)	Provider Performance (%)*	Possible Points (Weight)	Provider Points Earned
Early EPSDT Medical Visits		50%	2	1.00
Early EPSDT Dental Visits		22%	2	0.44
Permanency Contacts		0%	5	0.00
Additional Academic Supports		71%	2	1.42
HS Grad/GED/Prof or Trade Certificate/College		N/A	10/5/5/1	
EYSS Agreement		Not Eligible	5	
Community Connections		0%	4	0.00
Foster Hm Retention Rate (threshold = 90)		80%	2	0.00
Foster Hm Recruitment (threshold = 100)		50%	2	0.00
Active Agency Accreditation		50%	4	2.00
Staff Clinical Licensure		0%	5	0.00
Incentives Total	6.21			4.86
Maximum total combined incentive credit allowed is 10 points.			Incentives Awarded	4.86

*Performance calculation descriptions can be found in the FY 2019 RBWO PBP Measurements and Standards Guide.

Child Protective Services Investigations and Dispositions

The following investigations data, which is not used for scoring but is considered significant to a provider's performance, is from Georgia SHINES and is not considered final or complete until the end of the fiscal year.

Total Reports:	0
Number Screened In:	0
Number Screened Out:	0
Number Substantiated:	0
Number Unsubstantiated:	0
Number Active CPS Investigations:	0



DHS, DFCS, Office of Provider Management

Performance-Based Placement Measures

RBWO Provider GA+SCORECARD - CPA



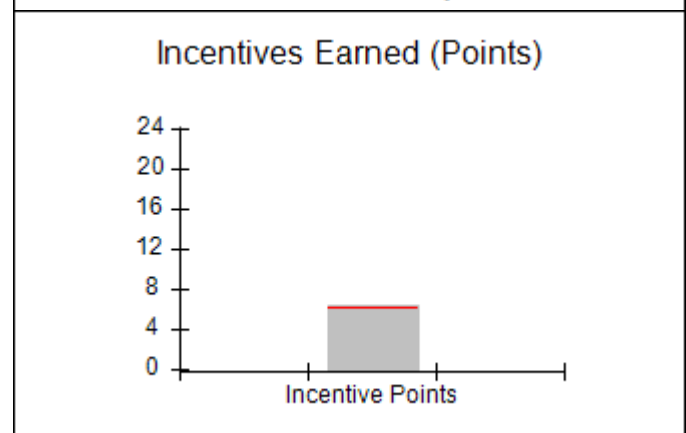
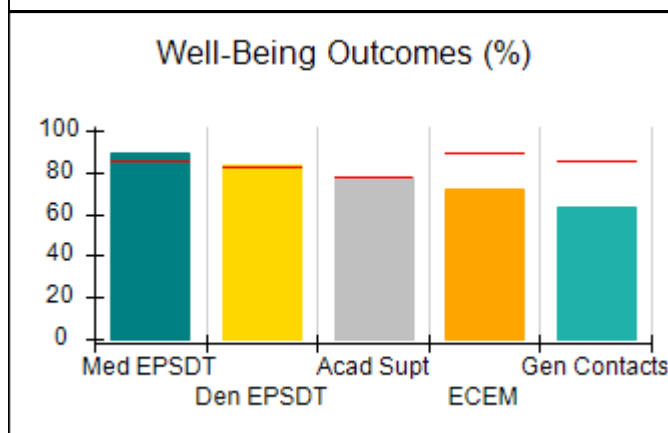
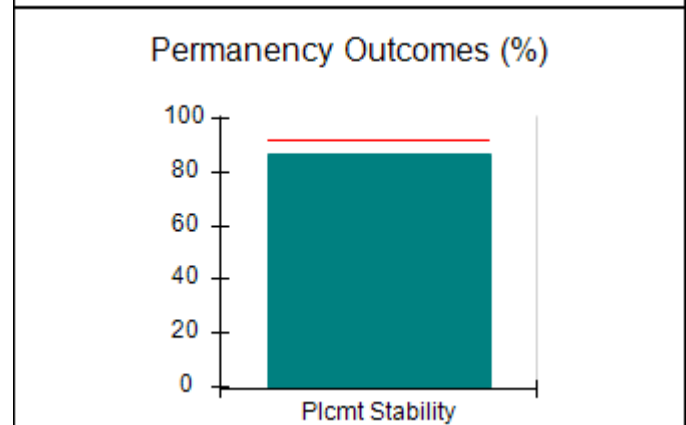
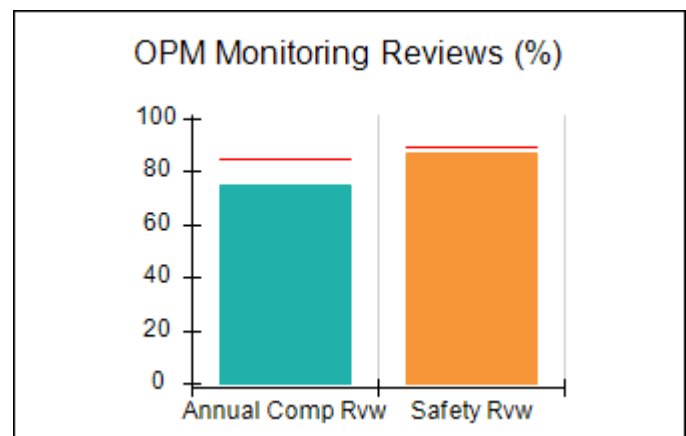
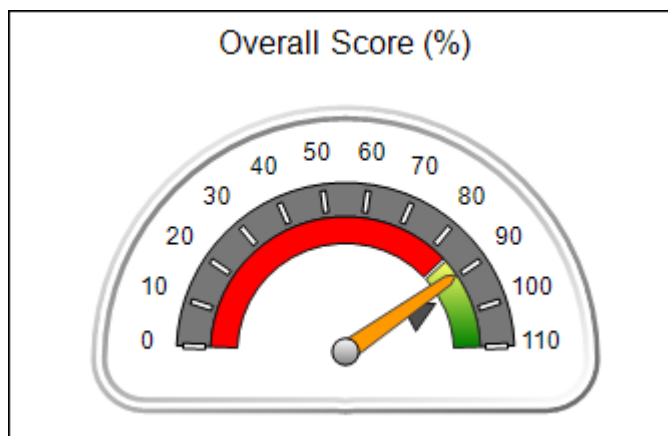
Report Quarter: Q1 FY2020

Provider/Program Name: ENA, Inc., dba NECCO (formerly GA SAFE) - Jonesboro (4289) - CPA

2262 Mt. Zion Rd., Jonesboro, GA 30236	Quarterly Scores (Grades)		Current Quarter Score (Grade)
Phone: 678-610-1933	Q1: 89.53 (B+)	Q2: N/A	89.53% (B+)
Vendor ID# 84514	Q3: N/A	Q4: N/A	
# New Foster Homes During Quarter: 17	# Children in Care During Quarter: 178	# Placements During Quarter: 197	# Children in Care On Last Day: 150

Quarterly Provider Comparisons to All CPAs

▼ — indicates average for all CPAs





DHS, DFCS, Office of Provider Management
Performance-Based Placement Measures
RBWO Provider GA+SCORECARD - CPA



Report Quarter: Q1 FY2020

Provider/Program Name: ENA, Inc., dba NECCO (formerly GA SAFE) - Jonesboro (4289) - CPA

2262 Mt. Zion Rd., Jonesboro, GA 30236		Quarterly Scores (Grades)		Current Quarter Score (Grade)
Phone: 678-610-1933		Q1: 89.53 (B+)	Q2: N/A	89.53% (B+)
Vendor ID# 84514		Q3: N/A	Q4: N/A	
# New Foster Homes During Quarter: 17		# Children in Care During Quarter: 178	# Placements During Quarter: 197	# Children in Care On Last Day: 150
	Avg Performance All CPAs (%)	Provider Performance (%)*	Possible Points (Weight)	Provider Points Earned
OPM Monitoring Reviews				
Annual Comprehensive Reviews	84%	75%	25	18.70
Safety Reviews	89%	87%	15	13.07
Monitoring Sub-Total			40	31.77
CPA Safety Outcomes				
Incidence of Maltreatment	0.11%	No Substantiated Reports	10	10.00
Staff Training	94%	100%	5	5.00
Staff Safety Checks	88%	94%	5	4.70
Safety Sub-Total			20	19.70
CPA Permanency Outcomes				
Placement Stability	92%	87%	15	13.05
Permanency Sub-Total			15	13.05
CPA Well-Being Outcomes				
EPSDT Medical Visits	85%	89%	4	3.56
EPSDT Dental Visits	83%	83%	4	3.32
Academic Supports	78%	78%	3	2.34
Provider ECEM Visits	89%	72%	7	5.04
Provider General Contacts	85%	63%	7	4.41
Placements with Siblings	68%	72%	Not Scored	Not Scored
Placements within Legal County	14%	10%	Not Scored	Not Scored
Well-Being Sub-Total			25	18.67

*Performance calculation descriptions can be found in the FY 2019 RBWO PBP Measurements and Standards Guide.

Monitoring & Outcomes: Possible Points = 100		Points Earned: 83.19	
Score Before Incentives Credit			83.19%
Incentives Awarded			6.34 pts
PBP Verification			N/A pts
Total Score			89.53%



DHS, DFCS, Office of Provider Management
Performance-Based Placement Measures
RBWO Provider GA+SCORECARD - CPA



Report Quarter: Q1 FY2020

Provider/Program Name: ENA, Inc., dba NECCO (formerly GA SAFE) - Jonesboro (4289) - CPA

# New Foster Homes During Quarter: 17		# Children in Care During Quarter: 178	# Placements During Quarter: 197	# Children in Care On Last Day: 150
CPA Incentive Credits	Avg Performance All CPAs (%)	Provider Performance (%)*	Possible Points (Weight)	Provider Points Earned
Early EPSDT Medical Visits		57%	2	1.14
Early EPSDT Dental Visits		54%	2	1.08
Permanency Contacts		0%	5	0.00
Additional Academic Supports		6%	2	0.12
HS Grad/GED/Prof or Trade Certificate/College		N/A	10/5/5/1	
EYSS Agreement		Not Eligible	5	
Community Connections		0%	4	0.00
Foster Hm Retention Rate (threshold = 90)		84%	2	0.00
Foster Hm Recruitment (threshold = 100)		375%	2	2.00
Active Agency Accreditation		50%	4	2.00
Staff Clinical Licensure		0%	5	0.00
Incentives Total	6.21			6.34
Maximum total combined incentive credit allowed is 10 points.			Incentives Awarded	6.34

*Performance calculation descriptions can be found in the FY 2019 RBWO PBP Measurements and Standards Guide.

Child Protective Services Investigations and Dispositions

The following investigations data, which is not used for scoring but is considered significant to a provider's performance, is from Georgia SHINES and is not considered final or complete until the end of the fiscal year.

Total Reports:	2
Number Screened In:	2
Number Screened Out:	0
Number Substantiated:	0
Number Unsubstantiated:	1
Number Active CPS Investigations:	1



DHS, DFCS, Office of Provider Management

Performance-Based Placement Measures

RBWO Provider GA+SCORECARD - CPA



Report Quarter: Q1 FY2020

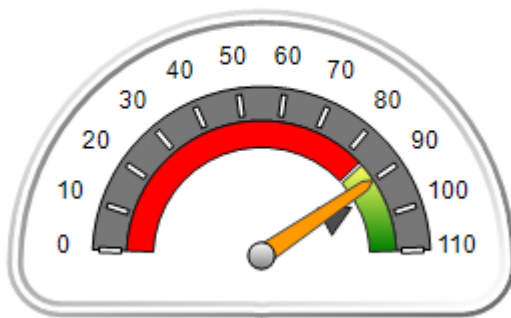
Provider/Program Name: ENA, Inc., dba NECCO (formerly GA SAFE) - Macon (675) - CPA

150 North Crest Boulevard, Macon, GA 31210	Quarterly Scores (Grades)		Current Quarter Score (Grade)
Phone: 478-971-2170	Q1: 89.98 (B+)	Q2: N/A	89.98% (B+)
Vendor ID# 84513	Q3: N/A	Q4: N/A	
# New Foster Homes During Quarter: 2	# Children in Care During Quarter: 112	# Placements During Quarter: 116	# Children in Care On Last Day: 94

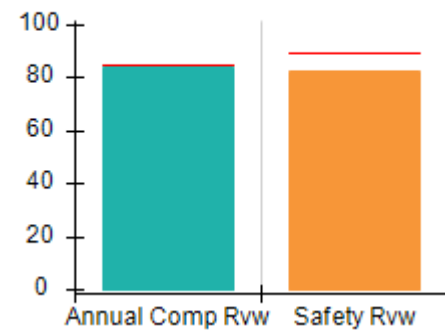
Quarterly Provider Comparisons to All CPAs

— indicates average for all CPAs

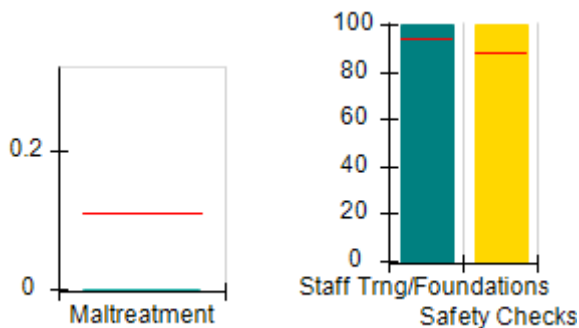
Overall Score (%)



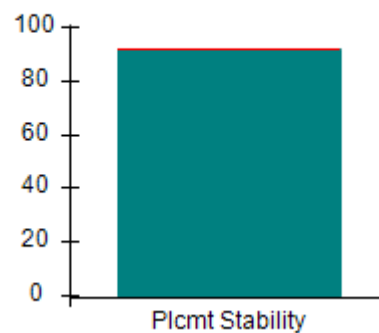
OPM Monitoring Reviews (%)



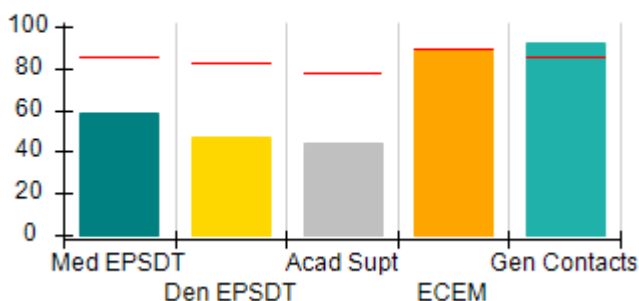
Safety Outcomes (%)



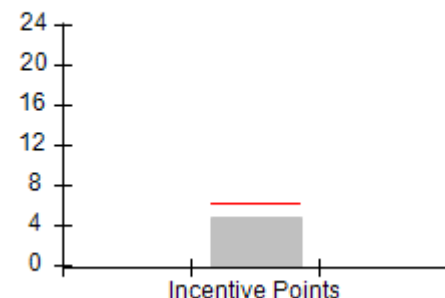
Permanency Outcomes (%)



Well-Being Outcomes (%)



Incentives Earned (Points)





DHS, DFCS, Office of Provider Management
Performance-Based Placement Measures
RBWO Provider GA+SCORECARD - CPA



Report Quarter: Q1 FY2020

Provider/Program Name: ENA, Inc., dba NECCO (formerly GA SAFE) - Macon (675) - CPA

150 North Crest Boulevard, Macon, GA 31210	Quarterly Scores (Grades)		Current Quarter Score (Grade)
Phone: 478-971-2170	Q1: 89.98 (B+)	Q2: N/A	89.98% (B+)
Vendor ID# 84513	Q3: N/A	Q4: N/A	
# New Foster Homes During Quarter: 2	# Children in Care During Quarter: 112	# Placements During Quarter: 116	# Children in Care On Last Day: 94

	Avg Performance All CPAs (%)	Provider Performance (%)*	Possible Points (Weight)	Provider Points Earned
--	-------------------------------------	----------------------------------	---------------------------------	-------------------------------

OPM Monitoring Reviews

Annual Comprehensive Reviews	84%	84%	25	20.94
Safety Reviews	89%	83%	15	12.38
Monitoring Sub-Total			40	33.32

CPA Safety Outcomes

Incidence of Maltreatment	0.11%	No Substantiated Reports	10	10.00
Staff Training	94%	100%	5	5.00
Staff Safety Checks	88%	100%	5	5.00
Safety Sub-Total			20	20.00

CPA Permanency Outcomes

Placement Stability	92%	92%	15	13.80
Permanency Sub-Total			15	13.80

CPA Well-Being Outcomes

EPSDT Medical Visits	85%	59%	4	2.36
EPSDT Dental Visits	83%	47%	4	1.88
Academic Supports	78%	44%	3	1.32
Provider ECEM Visits	89%	88%	7	6.16
Provider General Contacts	85%	92%	7	6.44
Placements with Siblings	68%	73%	Not Scored	Not Scored
Placements within Legal County	14%	0%	Not Scored	Not Scored
Well-Being Sub-Total			25	18.16

*Performance calculation descriptions can be found in the FY 2019 RBWO PBP Measurements and Standards Guide.

Monitoring & Outcomes: Possible Points = 100	Points Earned: 85.28
Score Before Incentives Credit	85.28%
Incentives Awarded	4.70 pts
PBP Verification	N/A pts
Total Score	89.98%



DHS, DFCS, Office of Provider Management
Performance-Based Placement Measures
RBWO Provider GA+SCORECARD - CPA
Report Quarter: Q1 FY2020



Provider/Program Name: ENA, Inc., dba NECCO (formerly GA SAFE) - Macon (675) - CPA

# New Foster Homes During Quarter: 2		# Children in Care During Quarter: 112	# Placements During Quarter: 116	# Children in Care On Last Day: 94
CPA Incentive Credits	Avg Performance All CPAs (%)	Provider Performance (%)*	Possible Points (Weight)	Provider Points Earned
Early EPSDT Medical Visits		9%	2	0.18
Early EPSDT Dental Visits		7%	2	0.14
Permanency Contacts		0%	5	0.00
Additional Academic Supports		19%	2	0.38
HS Grad/GED/Prof or Trade Certificate/College		N/A	10/5/5/1	
EYSS Agreement		Not Eligible	5	
Community Connections		0%	4	0.00
Foster Hm Retention Rate (threshold = 90)		88%	2	0.00
Foster Hm Recruitment (threshold = 100)		100%	2	2.00
Active Agency Accreditation		50%	4	2.00
Staff Clinical Licensure		0%	5	0.00
Incentives Total	6.21			4.70
Maximum total combined incentive credit allowed is 10 points.			Incentives Awarded	4.70

*Performance calculation descriptions can be found in the FY 2019 RBWO PBP Measurements and Standards Guide.

Child Protective Services Investigations and Dispositions

The following investigations data, which is not used for scoring but is considered significant to a provider's performance, is from Georgia SHINES and is not considered final or complete until the end of the fiscal year.

Total Reports:	1
Number Screened In:	0
Number Screened Out:	1
Number Substantiated:	0
Number Unsubstantiated:	0
Number Active CPS Investigations:	0



DHS, DFCS, Office of Provider Management
Performance-Based Placement Measures
RBWO Provider GA+SCORECARD - CPA



Report Quarter: Q1 FY2020

Provider/Program Name: ENA, Inc., dba NECCO (formerly GA SAFE) - Martinez (673) - CPA			
4424 Columbia Rd., Martinez, GA 30907	Quarterly Scores (Grades)		Current Quarter Score (Grade)
Phone: 706-210-3435	Q1: 86.89 (B)	Q2: N/A	86.89% (B)
Vendor ID# 84510	Q3: N/A	Q4: N/A	
# New Foster Homes During Quarter: 13	# Children in Care During Quarter: 61	# Placements During Quarter: 73	# Children in Care On Last Day: 50
Quarterly Provider Comparisons to All CPAs			

▼ — indicates average for all CPAs





DHS, DFCS, Office of Provider Management
Performance-Based Placement Measures
RBWO Provider GA+SCORECARD - CPA



Report Quarter: Q1 FY2020

Provider/Program Name: ENA, Inc., dba NECCO (formerly GA SAFE) - Martinez (673) - CPA

4424 Columbia Rd., Martinez, GA 30907	Quarterly Scores (Grades)		Current Quarter Score (Grade)
Phone: 706-210-3435	Q1: 86.89 (B)	Q2: N/A	86.89% (B)
Vendor ID# 84510	Q3: N/A	Q4: N/A	

# New Foster Homes During Quarter: 13	# Children in Care During Quarter: 61	# Placements During Quarter: 73	# Children in Care On Last Day: 50
---------------------------------------	---------------------------------------	---------------------------------	------------------------------------

	Avg Performance All CPAs (%)	Provider Performance (%)*	Possible Points (Weight)	Provider Points Earned
--	------------------------------	---------------------------	--------------------------	------------------------

OPM Monitoring Reviews

Annual Comprehensive Reviews	84%	77%	25	19.36
Safety Reviews	89%	99%	15	14.81
Monitoring Sub-Total			40	34.17

CPA Safety Outcomes

Incidence of Maltreatment	0.11%	No Substantiated Reports	10	10.00
Staff Training	94%	100%	5	5.00
Staff Safety Checks	88%	100%	5	5.00
Safety Sub-Total			20	20.00

CPA Permanency Outcomes

Placement Stability	92%	80%	15	12.00
Permanency Sub-Total			15	12.00

CPA Well-Being Outcomes

EPSDT Medical Visits	85%	63%	4	2.52
EPSDT Dental Visits	83%	60%	4	2.40
Academic Supports	78%	5%	3	0.15
Provider ECEM Visits	89%	84%	7	5.88
Provider General Contacts	85%	75%	7	5.25
Placements with Siblings	68%	67%	Not Scored	Not Scored
Placements within Legal County	14%	9%	Not Scored	Not Scored
Well-Being Sub-Total			25	16.20

*Performance calculation descriptions can be found in the FY 2019 RBWO PBP Measurements and Standards Guide.

Monitoring & Outcomes: Possible Points = 100	Points Earned: 82.37
Score Before Incentives Credit	82.37%
Incentives Awarded	4.52 pts
PBP Verification	N/A pts
Total Score	86.89%



DHS, DFCS, Office of Provider Management
Performance-Based Placement Measures
RBWO Provider GA+SCORECARD - CPA



Report Quarter: Q1 FY2020

Provider/Program Name: ENA, Inc., dba NECCO (formerly GA SAFE) - Martinez (673) - CPA

# New Foster Homes During Quarter: 13		# Children in Care During Quarter: 61	# Placements During Quarter: 73	# Children in Care On Last Day: 50
CPA Incentive Credits	Avg Performance All CPAs (%)	Provider Performance (%)*	Possible Points (Weight)	Provider Points Earned
Early EPSDT Medical Visits		8%	2	0.16
Early EPSDT Dental Visits		17%	2	0.34
Permanency Contacts		0%	5	0.00
Additional Academic Supports		1%	2	0.02
HS Grad/GED/Prof or Trade Certificate/College		N/A	10/5/5/1	
EYSS Agreement		0%	5	0.00
Community Connections		0%	4	0.00
Foster Hm Retention Rate (threshold = 90)		84%	2	0.00
Foster Hm Recruitment (threshold = 100)		175%	2	2.00
Active Agency Accreditation		50%	4	2.00
Staff Clinical Licensure		0%	5	0.00
Incentives Total	6.21			4.52
Maximum total combined incentive credit allowed is 10 points.			Incentives Awarded	4.52

*Performance calculation descriptions can be found in the FY 2019 RBWO PBP Measurements and Standards Guide.

Child Protective Services Investigations and Dispositions

The following investigations data, which is not used for scoring but is considered significant to a provider's performance, is from Georgia SHINES and is not considered final or complete until the end of the fiscal year.

Total Reports:	1
Number Screened In:	0
Number Screened Out:	1
Number Substantiated:	0
Number Unsubstantiated:	0
Number Active CPS Investigations:	0



DHS, DFCS, Office of Provider Management

Performance-Based Placement Measures

RBWO Provider GA+SCORECARD - CPA



Report Quarter: Q1 FY2020

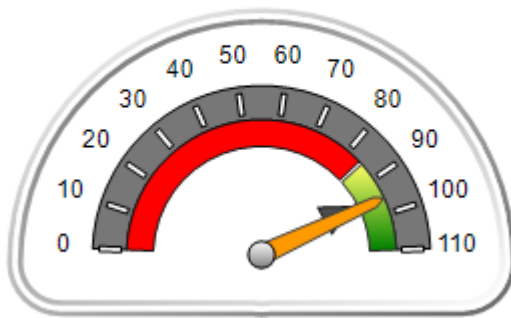
Provider/Program Name: ENA, Inc., dba NECCO (formerly GA SAFE) - Snellville (5396) - CPA

2820 Main Street, Snellville, GA 30078	Quarterly Scores (Grades)		Current Quarter Score (Grade)
Phone: 770-338-0800	Q1: 95.76 (A)	Q2: N/A	95.76% (A)
Vendor ID# 163446	Q3: N/A	Q4: N/A	
# New Foster Homes During Quarter: 11	# Children in Care During Quarter: 123	# Placements During Quarter: 131	# Children in Care On Last Day: 97

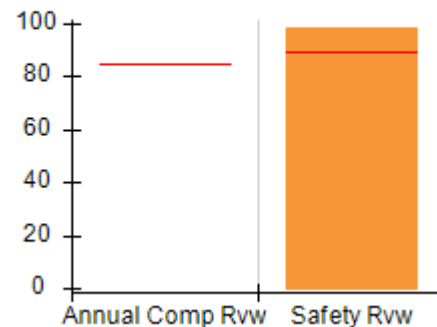
Quarterly Provider Comparisons to All CPAs

▼ — indicates average for all CPAs

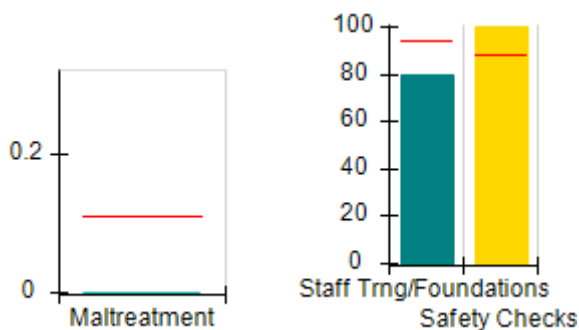
Overall Score (%)



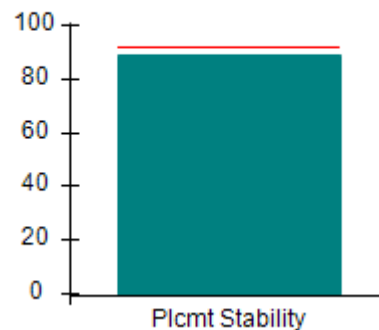
OPM Monitoring Reviews (%)



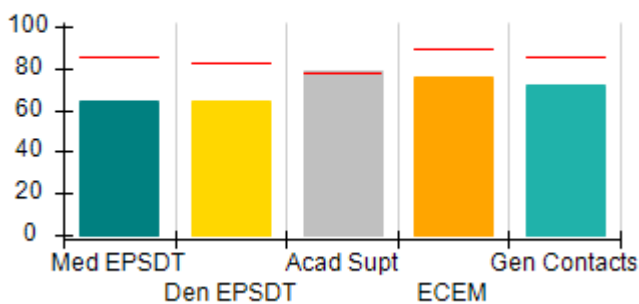
Safety Outcomes (%)



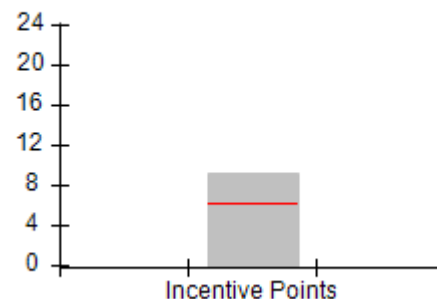
Permanency Outcomes (%)



Well-Being Outcomes (%)



Incentives Earned (Points)





DHS, DFCS, Office of Provider Management
Performance-Based Placement Measures
RBWO Provider GA+SCORECARD - CPA



Report Quarter: Q1 FY2020

Provider/Program Name: ENA, Inc., dba NECCO (formerly GA SAFE) - Snellville (5396) - CPA				
2820 Main Street, Snellville, GA 30078		Quarterly Scores (Grades)		Current Quarter Score (Grade)
Phone: 770-338-0800		Q1: 95.76 (A)	Q2: N/A	95.76% (A)
Vendor ID# 163446		Q3: N/A	Q4: N/A	
# New Foster Homes During Quarter: 11		# Children in Care During Quarter: 123	# Placements During Quarter: 131	# Children in Care On Last Day: 97
	Avg Performance All CPAs (%)	Provider Performance (%)*	Possible Points (Weight)	Provider Points Earned
OPM Monitoring Reviews				
Annual Comprehensive Reviews	84%	Not Yet Conducted		
Safety Reviews	89%	98%	15	14.75
Monitoring Sub-Total			15	14.75
CPA Safety Outcomes				
Incidence of Maltreatment	0.11%	No Substantiated Reports	10	10.00
Staff Training	94%	80%	5	4.00
Staff Safety Checks	88%	100%	5	5.00
Safety Sub-Total			20	19.00
CPA Permanency Outcomes				
Placement Stability	92%	89%	15	13.35
Permanency Sub-Total			15	13.35
CPA Well-Being Outcomes				
EPSDT Medical Visits	85%	64%	4	2.56
EPSDT Dental Visits	83%	64%	4	2.56
Academic Supports	78%	79%	3	2.37
Provider ECEM Visits	89%	76%	7	5.32
Provider General Contacts	85%	72%	7	5.04
Placements with Siblings	68%	66%	Not Scored	Not Scored
Placements within Legal County	14%	38%	Not Scored	Not Scored
Well-Being Sub-Total			25	17.85
*Performance calculation descriptions can be found in the FY 2019 RBWO PBP Measurements and Standards Guide.				
Monitoring & Outcomes: Possible Points = 75			Points Earned: 64.95	
Score Before Incentives Credit			86.60%	
Incentives Awarded			9.16 pts	
PBP Verification			N/A pts	
Total Score			95.76%	



DHS, DFCS, Office of Provider Management
Performance-Based Placement Measures
RBWO Provider GA+SCORECARD - CPA



Report Quarter: Q1 FY2020

Provider/Program Name: ENA, Inc., dba NECCO (formerly GA SAFE) - Snellville (5396) - CPA

# New Foster Homes During Quarter: 11		# Children in Care During Quarter: 123	# Placements During Quarter: 131	# Children in Care On Last Day: 97
CPA Incentive Credits	Avg Performance All CPAs (%)	Provider Performance (%)*	Possible Points (Weight)	Provider Points Earned
Early EPSDT Medical Visits		22%	2	0.44
Early EPSDT Dental Visits		15%	2	0.30
Permanency Contacts		0%	5	0.00
Additional Academic Supports		71%	2	1.42
HS Grad/GED/Prof or Trade Certificate/College		N/A	10/5/5/1	
EYSS Agreement		100%	5	5.00
Community Connections		0%	4	0.00
Foster Hm Retention Rate (threshold = 90)		87%	2	0.00
Foster Hm Recruitment (threshold = 100)		267%	2	2.00
Active Agency Accreditation		0%	4	0.00
Staff Clinical Licensure		0%	5	0.00
Incentives Total	6.21			9.16
Maximum total combined incentive credit allowed is 10 points.			Incentives Awarded	9.16

*Performance calculation descriptions can be found in the FY 2019 RBWO PBP Measurements and Standards Guide.

Child Protective Services Investigations and Dispositions

The following investigations data, which is not used for scoring but is considered significant to a provider's performance, is from Georgia SHINES and is not considered final or complete until the end of the fiscal year.

Total Reports:	7
Number Screened In:	5
Number Screened Out:	2
Number Substantiated:	0
Number Unsubstantiated:	4
Number Active CPS Investigations:	1



DHS, DFCS, Office of Provider Management
Performance-Based Placement Measures
RBWO Provider GA+SCORECARD - CPA



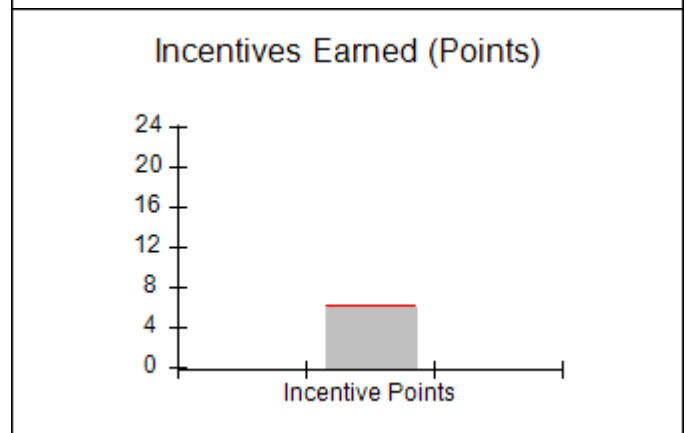
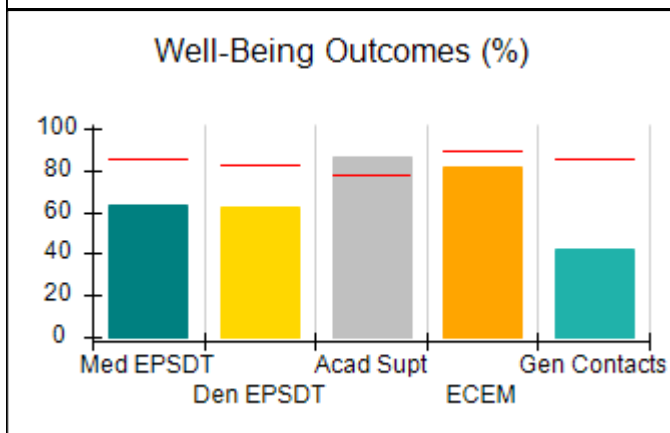
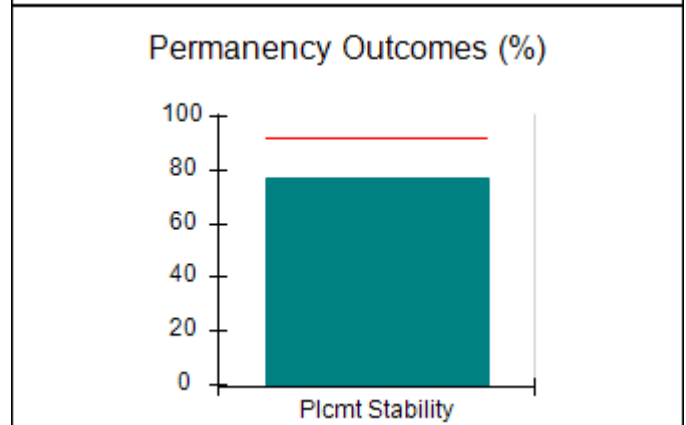
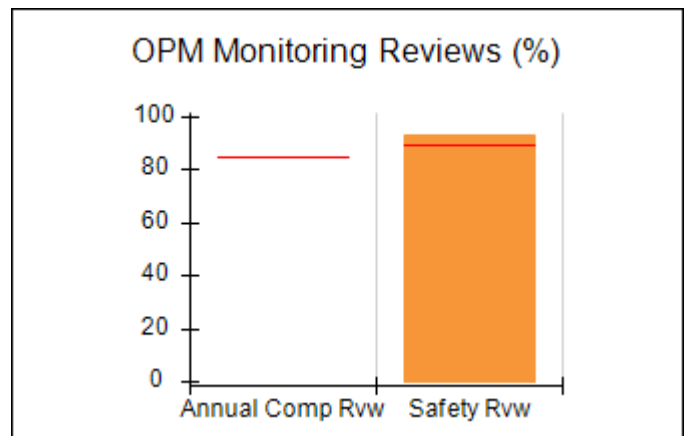
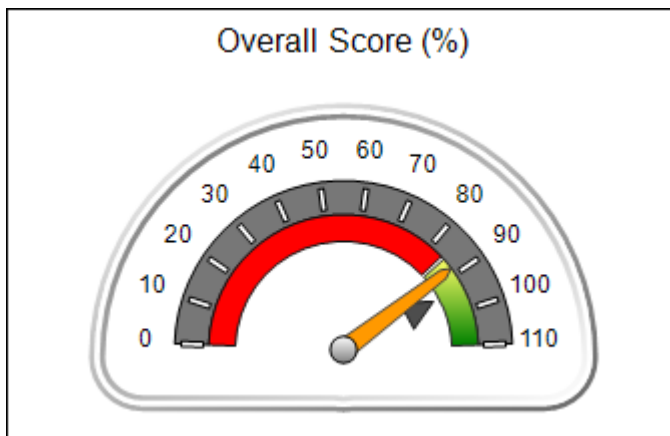
Report Quarter: Q1 FY2020

Provider/Program Name: ENA, Inc., dba NECCO (formerly GA SAFE) - Statesboro (5397) - CPA

9222 US-301 South, Statesboro, GA 30458	Quarterly Scores (Grades)		Current Quarter Score (Grade)
Phone: 912-623-2130	Q1: 88.11 (B+)	Q2: N/A	88.11% (B+)
Vendor ID# 163447	Q3: N/A	Q4: N/A	
# New Foster Homes During Quarter: 2	# Children in Care During Quarter: 43	# Placements During Quarter: 48	# Children in Care On Last Day: 30

Quarterly Provider Comparisons to All CPAs

▼ — indicates average for all CPAs





DHS, DFCS, Office of Provider Management
Performance-Based Placement Measures
RBWO Provider GA+SCORECARD - CPA



Report Quarter: Q1 FY2020

Provider/Program Name: ENA, Inc., dba NECCO (formerly GA SAFE) - Statesboro (5397) - CPA

9222 US-301 South, Statesboro, GA 30458	Quarterly Scores (Grades)		Current Quarter Score (Grade)
Phone: 912-623-2130	Q1: 88.11 (B+)	Q2: N/A	88.11% (B+)
Vendor ID# 163447	Q3: N/A	Q4: N/A	

# New Foster Homes During Quarter: 2	# Children in Care During Quarter: 43	# Placements During Quarter: 48	# Children in Care On Last Day: 30
	Avg Performance All CPAs (%)	Provider Performance (%)*	Possible Points (Weight)
			Provider Points Earned

OPM Monitoring Reviews

Annual Comprehensive Reviews	84%	Not Yet Conducted		
Safety Reviews	89%	93%	15	13.88
Monitoring Sub-Total			15	13.88

CPA Safety Outcomes

Incidence of Maltreatment	0.11%	No Substantiated Reports	10	10.00
Staff Training	94%	100%	5	5.00
Staff Safety Checks	88%	100%	5	5.00
Safety Sub-Total			20	20.00

CPA Permanency Outcomes

Placement Stability	92%	77%	15	11.55
Permanency Sub-Total			15	11.55

CPA Well-Being Outcomes

EPSDT Medical Visits	85%	63%	4	2.52
EPSDT Dental Visits	83%	62%	4	2.48
Academic Supports	78%	86%	3	2.58
Provider ECEM Visits	89%	82%	7	5.74
Provider General Contacts	85%	42%	7	2.94
Placements with Siblings	68%	57%	Not Scored	Not Scored
Placements within Legal County	14%	0%	Not Scored	Not Scored
Well-Being Sub-Total			25	16.26

*Performance calculation descriptions can be found in the FY 2019 RBWO PBP Measurements and Standards Guide.

Monitoring & Outcomes: Possible Points = 75	Points Earned: 61.69
Score Before Incentives Credit	82.25%
Incentives Awarded	5.86 pts
PBP Verification	N/A pts
Total Score	88.11%



DHS, DFCS, Office of Provider Management
Performance-Based Placement Measures
RBWO Provider GA+SCORECARD - CPA



Report Quarter: Q1 FY2020

Provider/Program Name: ENA, Inc., dba NECCO (formerly GA SAFE) - Statesboro (5397) - CPA

# New Foster Homes During Quarter: 2		# Children in Care During Quarter: 43	# Placements During Quarter: 48	# Children in Care On Last Day: 30
CPA Incentive Credits	Avg Performance All CPAs (%)	Provider Performance (%)*	Possible Points (Weight)	Provider Points Earned
Early EPSDT Medical Visits		11%	2	0.22
Early EPSDT Dental Visits		14%	2	0.28
Permanency Contacts		0%	5	0.00
Additional Academic Supports		68%	2	1.36
HS Grad/GED/Prof or Trade Certificate/College		N/A	10/5/5/1	
EYSS Agreement		Not Eligible	5	
Community Connections		0%	4	0.00
Foster Hm Retention Rate (threshold = 90)		100%	2	2.00
Foster Hm Recruitment (threshold = 100)		200%	2	2.00
Active Agency Accreditation		0%	4	0.00
Staff Clinical Licensure		0%	5	0.00
Incentives Total	6.21			5.86
Maximum total combined incentive credit allowed is 10 points.			Incentives Awarded	5.86

*Performance calculation descriptions can be found in the FY 2019 RBWO PBP Measurements and Standards Guide.

Child Protective Services Investigations and Dispositions

The following investigations data, which is not used for scoring but is considered significant to a provider's performance, is from Georgia SHINES and is not considered final or complete until the end of the fiscal year.

Total Reports:	1
Number Screened In:	0
Number Screened Out:	1
Number Substantiated:	0
Number Unsubstantiated:	0
Number Active CPS Investigations:	0



DHS, DFCS, Office of Provider Management

Performance-Based Placement Measures

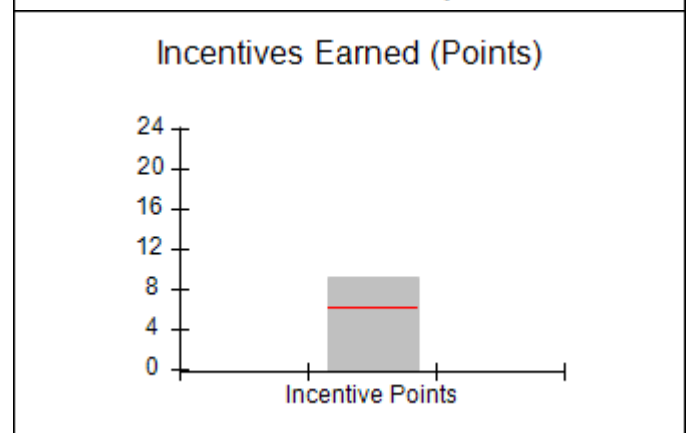
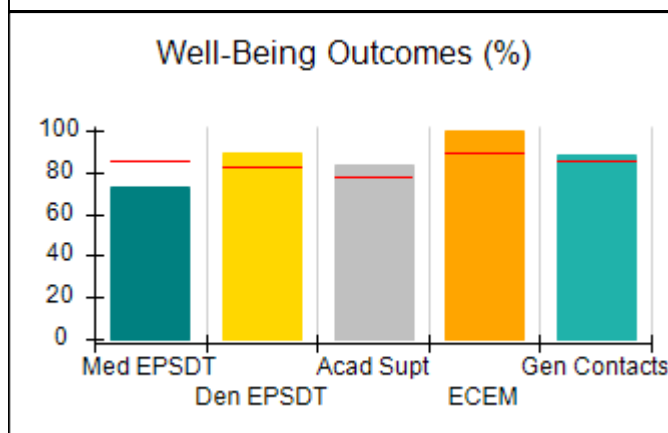
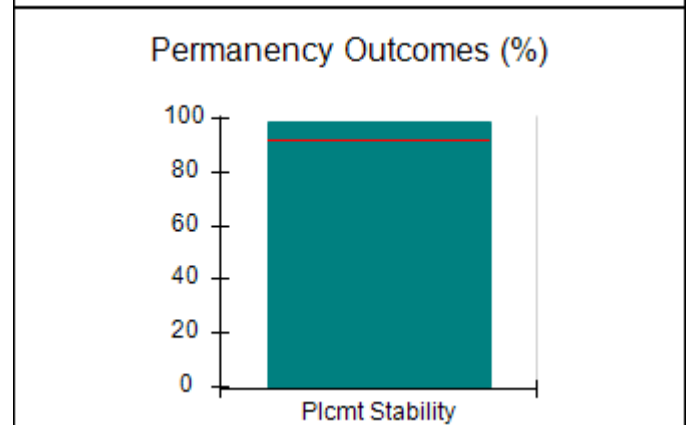
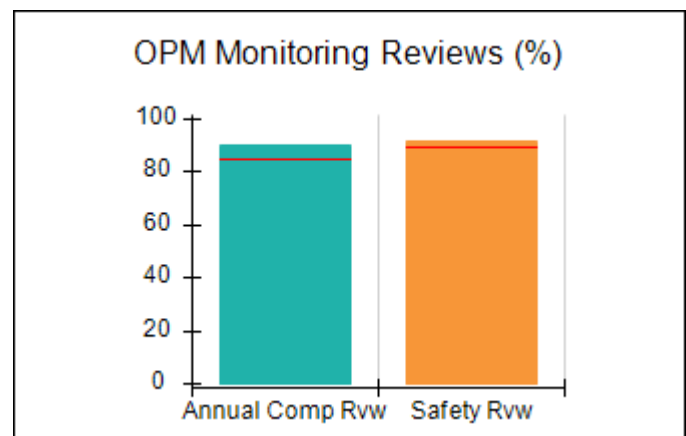
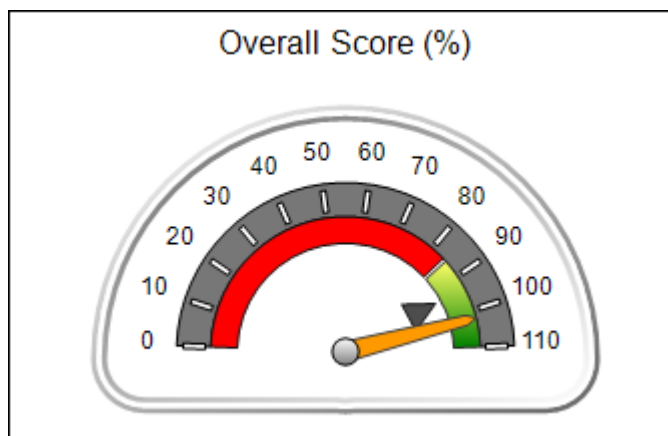
RBWO Provider GA+SCORECARD - CPA



Report Quarter: Q1 FY2020

Provider/Program Name: ENA, Inc., dba NECCO (formerly GA SAFE) - Valdosta (5330) - CPA			
120 North Oak St., Valdosta, GA 31601	Quarterly Scores (Grades)		Current Quarter Score (Grade)
Phone: 2294157957	Q1: 102.19 (A+)	Q2: N/A	102.19% (A+)
Vendor ID# 156826	Q3: N/A	Q4: N/A	
# New Foster Homes During Quarter: 11	# Children in Care During Quarter: 86	# Placements During Quarter: 86	# Children in Care On Last Day: 70
Quarterly Provider Comparisons to All CPAs			

▼ — indicates average for all CPAs





DHS, DFCS, Office of Provider Management
Performance-Based Placement Measures
RBWO Provider GA+SCORECARD - CPA



Report Quarter: Q1 FY2020

Provider/Program Name: ENA, Inc., dba NECCO (formerly GA SAFE) - Valdosta (5330) - CPA				
120 North Oak St., Valdosta, GA 31601		Quarterly Scores (Grades)		Current Quarter Score (Grade)
Phone: 2294157957		Q1: 102.19 (A+)	Q2: N/A	102.19% (A+)
Vendor ID# 156826		Q3: N/A	Q4: N/A	
# New Foster Homes During Quarter: 11		# Children in Care During Quarter: 86	# Placements During Quarter: 86	# Children in Care On Last Day: 70
	Avg Performance All CPAs (%)	Provider Performance (%)*	Possible Points (Weight)	Provider Points Earned
OPM Monitoring Reviews				
Annual Comprehensive Reviews	84%	90%	25	22.40
Safety Reviews	89%	91%	15	13.69
Monitoring Sub-Total			40	36.09
CPA Safety Outcomes				
Incidence of Maltreatment	0.11%	No Substantiated Reports	10	10.00
Staff Training	94%	100%	5	5.00
Staff Safety Checks	88%	100%	5	5.00
Safety Sub-Total			20	20.00
CPA Permanency Outcomes				
Placement Stability	92%	99%	15	14.85
Permanency Sub-Total			15	14.85
CPA Well-Being Outcomes				
EPSDT Medical Visits	85%	73%	4	2.92
EPSDT Dental Visits	83%	89%	4	3.56
Academic Supports	78%	83%	3	2.49
Provider ECEM Visits	89%	100%	7	7.00
Provider General Contacts	85%	88%	7	6.16
Placements with Siblings	68%	77%	Not Scored	Not Scored
Placements within Legal County	14%	4%	Not Scored	Not Scored
Well-Being Sub-Total			25	22.13
*Performance calculation descriptions can be found in the FY 2019 RBWO PBP Measurements and Standards Guide.				
Monitoring & Outcomes: Possible Points = 100			Points Earned: 93.07	
Score Before Incentives Credit			93.07%	
Incentives Awarded			9.12 pts	
PBP Verification			N/A pts	
Total Score			102.19%	



DHS, DFCS, Office of Provider Management
Performance-Based Placement Measures
RBWO Provider GA+SCORECARD - CPA



Report Quarter: Q1 FY2020

Provider/Program Name: ENA, Inc., dba NECCO (formerly GA SAFE) - Valdosta (5330) - CPA

# New Foster Homes During Quarter: 11		# Children in Care During Quarter: 86	# Placements During Quarter: 86	# Children in Care On Last Day: 70
CPA Incentive Credits	Avg Performance All CPAs (%)	Provider Performance (%)*	Possible Points (Weight)	Provider Points Earned
Early EPSDT Medical Visits		83%	2	1.66
Early EPSDT Dental Visits		73%	2	1.46
Permanency Contacts		0%	5	0.00
Additional Academic Supports		0%	2	0.00
HS Grad/GED/Prof or Trade Certificate/College		N/A	10/5/5/1	
EYSS Agreement		Not Eligible	5	
Community Connections		0%	4	0.00
Foster Hm Retention Rate (threshold = 90)		90%	2	2.00
Foster Hm Recruitment (threshold = 100)		175%	2	2.00
Active Agency Accreditation		50%	4	2.00
Staff Clinical Licensure		0%	5	0.00
Incentives Total	6.21			9.12
Maximum total combined incentive credit allowed is 10 points.			Incentives Awarded	9.12

*Performance calculation descriptions can be found in the FY 2019 RBWO PBP Measurements and Standards Guide.

Child Protective Services Investigations and Dispositions

The following investigations data, which is not used for scoring but is considered significant to a provider's performance, is from Georgia SHINES and is not considered final or complete until the end of the fiscal year.

Total Reports:	0
Number Screened In:	0
Number Screened Out:	0
Number Substantiated:	0
Number Unsubstantiated:	0
Number Active CPS Investigations:	0



DHS, DFCS, Office of Provider Management

Performance-Based Placement Measures

RBWO Provider GA+SCORECARD - CPA



Report Quarter: Q1 FY2020

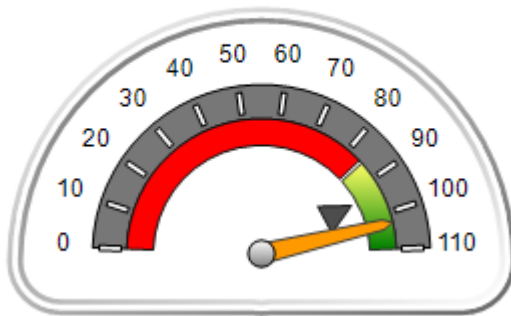
Provider/Program Name: Faithbridge Foster Care - Atlanta (974) - CPA

4400 Northpoint Parkway, Alpharetta, GA 30022	Quarterly Scores (Grades)		Current Quarter Score (Grade)
Phone: 678-690-7114	Q1: 102.93 (A+)	Q2: N/A	102.93% (A+)
Vendor ID# 82494	Q3: N/A	Q4: N/A	
# New Foster Homes During Quarter: 37	# Children in Care During Quarter: 287	# Placements During Quarter: 306	# Children in Care On Last Day: 243

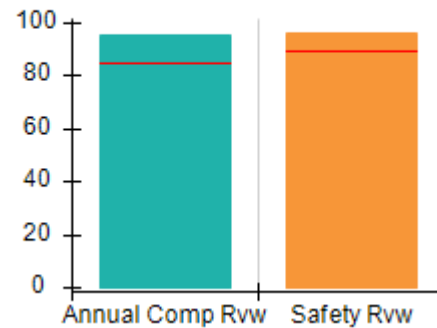
Quarterly Provider Comparisons to All CPAs

▼ — indicates average for all CPAs

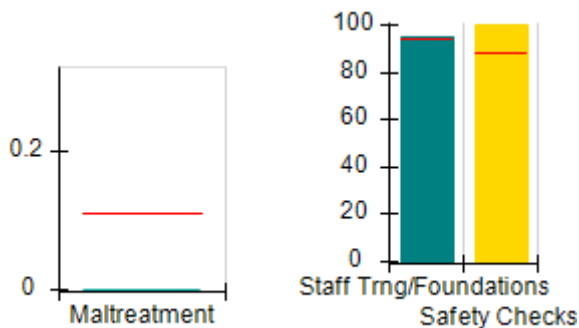
Overall Score (%)



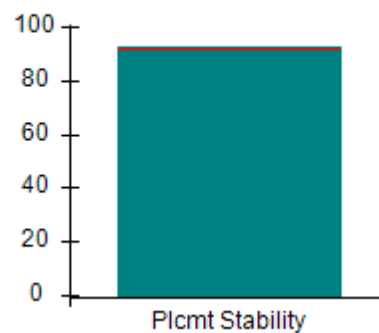
OPM Monitoring Reviews (%)



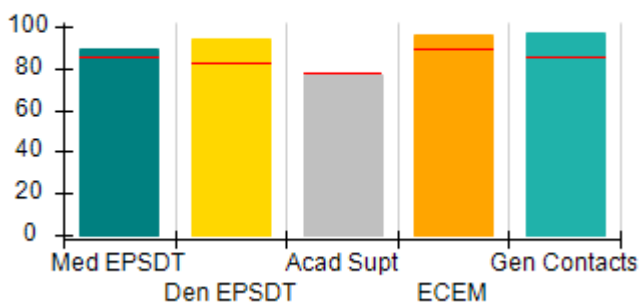
Safety Outcomes (%)



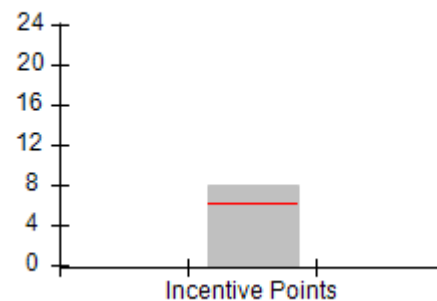
Permanency Outcomes (%)



Well-Being Outcomes (%)



Incentives Earned (Points)





DHS, DFCS, Office of Provider Management
Performance-Based Placement Measures
RBWO Provider GA+SCORECARD - CPA
 Report Quarter: Q1 FY2020



Provider/Program Name: Faithbridge Foster Care - Atlanta (974) - CPA				
4400 Northpoint Parkway, Alpharetta, GA 30022	Quarterly Scores (Grades)			Current Quarter Score (Grade)
Phone: 678-690-7114	Q1: 102.93 (A+)	Q2: N/A	102.93% (A+)	
Vendor ID# 82494	Q3: N/A	Q4: N/A		
# New Foster Homes During Quarter: 37	# Children in Care During Quarter: 287	# Placements During Quarter: 306	# Children in Care On Last Day: 243	
	Avg Performance All CPAs (%)	Provider Performance (%)*	Possible Points (Weight)	Provider Points Earned
OPM Monitoring Reviews				
Annual Comprehensive Reviews	84%	95%	25	23.83
Safety Reviews	89%	96%	15	14.37
Monitoring Sub-Total			40	38.21
CPA Safety Outcomes				
Incidence of Maltreatment	0.11%	No Substantiated Reports	10	10.00
Staff Training	94%	95%	5	4.75
Staff Safety Checks	88%	100%	5	5.00
Safety Sub-Total			20	19.75
CPA Permanency Outcomes				
Placement Stability	92%	93%	15	13.95
Permanency Sub-Total			15	13.95
CPA Well-Being Outcomes				
EPSDT Medical Visits	85%	89%	4	3.56
EPSDT Dental Visits	83%	94%	4	3.76
Academic Supports	78%	77%	3	2.31
Provider ECEM Visits	89%	96%	7	6.72
Provider General Contacts	85%	97%	7	6.79
Placements with Siblings	68%	68%	Not Scored	Not Scored
Placements within Legal County	14%	30%	Not Scored	Not Scored
Well-Being Sub-Total			25	23.14

*Performance calculation descriptions can be found in the FY 2019 RBWO PBP Measurements and Standards Guide.

Monitoring & Outcomes: Possible Points = 100	Points Earned: 95.05
Score Before Incentives Credit	95.05%
Incentives Awarded	7.88 pts
PBP Verification	N/A pts
Total Score	102.93%



DHS, DFCS, Office of Provider Management
Performance-Based Placement Measures
RBWO Provider GA+SCORECARD - CPA
Report Quarter: Q1 FY2020



Provider/Program Name: Faithbridge Foster Care - Atlanta (974) - CPA

# New Foster Homes During Quarter: 37		# Children in Care During Quarter: 287	# Placements During Quarter: 306	# Children in Care On Last Day: 243
CPA Incentive Credits	Avg Performance All CPAs (%)	Provider Performance (%)*	Possible Points (Weight)	Provider Points Earned
Early EPSDT Medical Visits		71%	2	1.42
Early EPSDT Dental Visits		82%	2	1.64
Permanency Contacts		0%	5	0.00
Additional Academic Supports		41%	2	0.82
HS Grad/GED/Prof or Trade Certificate/College		N/A	10/5/5/1	
EYSS Agreement		Not Eligible	5	
Community Connections		0%	4	0.00
Foster Hm Retention Rate (threshold = 90)		85%	2	0.00
Foster Hm Recruitment (threshold = 100)		825%	2	2.00
Active Agency Accreditation		50%	4	2.00
Staff Clinical Licensure		0%	5	0.00
Incentives Total	6.21			7.88
Maximum total combined incentive credit allowed is 10 points.			Incentives Awarded	7.88

*Performance calculation descriptions can be found in the FY 2019 RBWO PBP Measurements and Standards Guide.

Child Protective Services Investigations and Dispositions

The following investigations data, which is not used for scoring but is considered significant to a provider's performance, is from Georgia SHINES and is not considered final or complete until the end of the fiscal year.

Total Reports:	6
Number Screened In:	4
Number Screened Out:	2
Number Substantiated:	0
Number Unsubstantiated:	1
Number Active CPS Investigations:	3



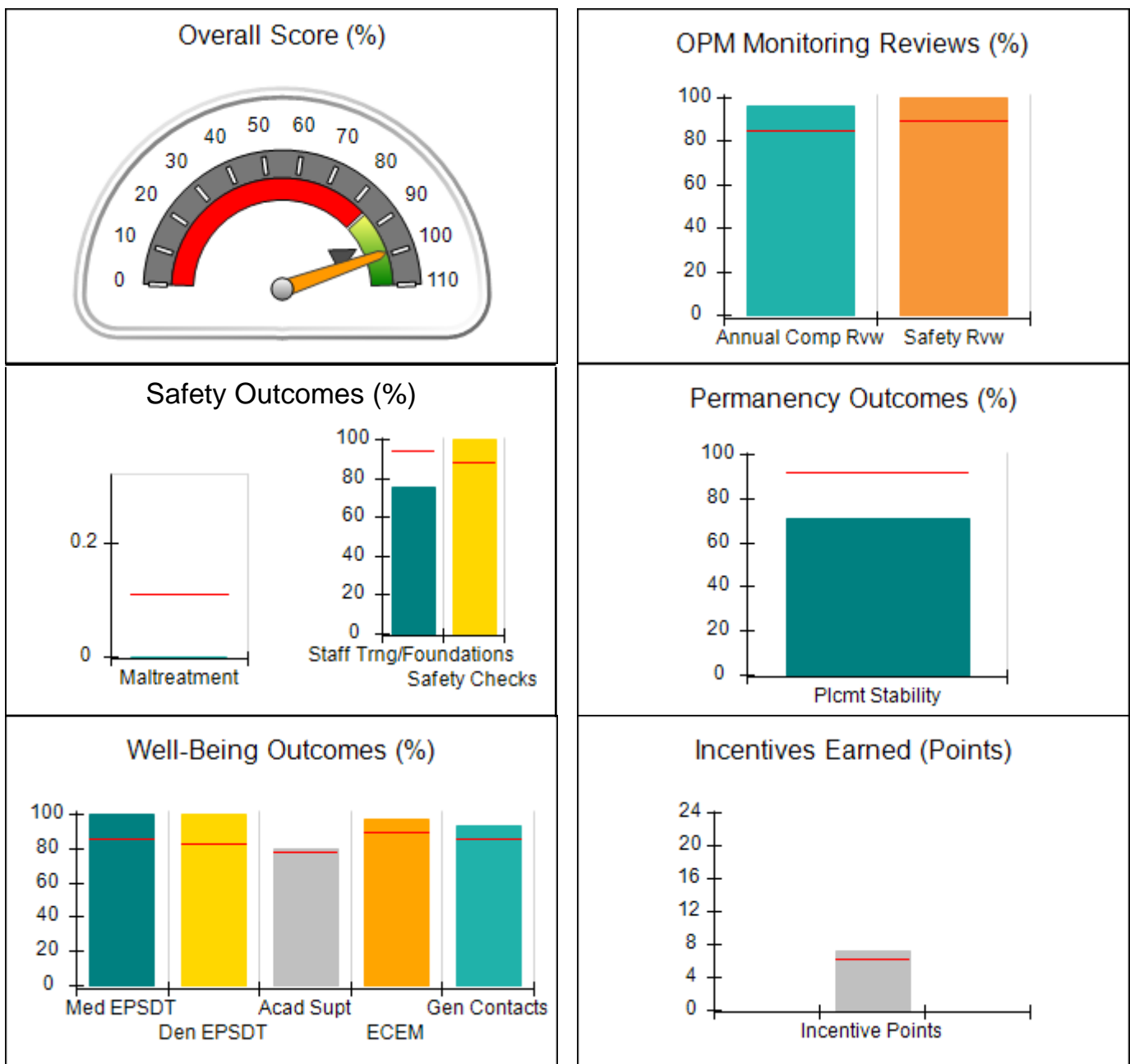
DHS, DFCS, Office of Provider Management
Performance-Based Placement Measures
RBWO Provider GA+SCORECARD - CPA



Report Quarter: Q1 FY2020

Provider/Program Name: Families 4 Families - Dublin (5339) - CPA			
340 Trinity Rd., Dublin, GA 31021	Quarterly Scores (Grades)		Current Quarter Score (Grade)
Phone: 478-308-7952	Q1: 99.26 (A+)	Q2: N/A	99.26% (A+)
Vendor ID# 157625	Q3: N/A	Q4: N/A	
# New Foster Homes During Quarter: 2	# Children in Care During Quarter: 17	# Placements During Quarter: 17	# Children in Care On Last Day: 8
Quarterly Provider Comparisons to All CPAs			

▼ — indicates average for all CPAs





DHS, DFCS, Office of Provider Management
Performance-Based Placement Measures
RBWO Provider GA+SCORECARD - CPA
Report Quarter: Q1 FY2020



Provider/Program Name: Families 4 Families - Dublin (5339) - CPA

340 Trinity Rd., Dublin, GA 31021	Quarterly Scores (Grades)		Current Quarter Score (Grade)
Phone: 478-308-7952	Q1: 99.26 (A+)	Q2: N/A	99.26% (A+)
Vendor ID# 157625	Q3: N/A	Q4: N/A	

# New Foster Homes During Quarter: 2	# Children in Care During Quarter: 17	# Placements During Quarter: 17	# Children in Care On Last Day: 8
--------------------------------------	---------------------------------------	---------------------------------	-----------------------------------

	Avg Performance All CPAs (%)	Provider Performance (%)*	Possible Points (Weight)	Provider Points Earned
--	------------------------------	---------------------------	--------------------------	------------------------

OPM Monitoring Reviews

Annual Comprehensive Reviews	84%	96%	25	23.96
Safety Reviews	89%	100%	15	15.00
Monitoring Sub-Total			40	38.96

CPA Safety Outcomes

Incidence of Maltreatment	0.11%	No Substantiated Reports	10	10.00
Staff Training	94%	75%	5	3.75
Staff Safety Checks	88%	100%	5	5.00
Safety Sub-Total			20	18.75

CPA Permanency Outcomes

Placement Stability	92%	71%	15	10.65
Permanency Sub-Total			15	10.65

CPA Well-Being Outcomes

EPSDT Medical Visits	85%	100%	4	4.00
EPSDT Dental Visits	83%	100%	4	4.00
Academic Supports	78%	80%	3	2.40
Provider ECEM Visits	89%	97%	7	6.79
Provider General Contacts	85%	93%	7	6.51
Placements with Siblings	68%	71%	Not Scored	Not Scored
Placements within Legal County	14%	0%	Not Scored	Not Scored
Well-Being Sub-Total			25	23.70

*Performance calculation descriptions can be found in the FY 2019 RBWO PBP Measurements and Standards Guide.

Monitoring & Outcomes: Possible Points = 100	Points Earned: 92.06
Score Before Incentives Credit	92.06%
Incentives Awarded	7.20 pts
PBP Verification	N/A pts
Total Score	99.26%



DHS, DFCS, Office of Provider Management
Performance-Based Placement Measures
RBWO Provider GA+SCORECARD - CPA
Report Quarter: Q1 FY2020



Provider/Program Name: Families 4 Families - Dublin (5339) - CPA

# New Foster Homes During Quarter: 2		# Children in Care During Quarter: 17	# Placements During Quarter: 17	# Children in Care On Last Day: 8
CPA Incentive Credits	Avg Performance All CPAs (%)	Provider Performance (%)*	Possible Points (Weight)	Provider Points Earned
Early EPSDT Medical Visits		100%	2	2.00
Early EPSDT Dental Visits		100%	2	2.00
Permanency Contacts		None Planned	5	
Additional Academic Supports		60%	2	1.20
HS Grad/GED/Prof or Trade Certificate/College		N/A	10/5/5/1	
EYSS Agreement		Not Eligible	5	
Community Connections		0%	4	0.00
Foster Hm Retention Rate (threshold = 90)		83%	2	0.00
Foster Hm Recruitment (threshold = 100)		200%	2	2.00
Active Agency Accreditation		0%	4	0.00
Staff Clinical Licensure		0%	5	0.00
Incentives Total	6.21			7.20
Maximum total combined incentive credit allowed is 10 points.			Incentives Awarded	7.20

*Performance calculation descriptions can be found in the FY 2019 RBWO PBP Measurements and Standards Guide.

Child Protective Services Investigations and Dispositions

The following investigations data, which is not used for scoring but is considered significant to a provider's performance, is from Georgia SHINES and is not considered final or complete until the end of the fiscal year.

Total Reports:	0	
Number Screened In:	0	
Number Screened Out:	0	
Number Substantiated:	0	
Number Unsubstantiated:	0	
Number Active CPS Investigations:	0	



DHS, DFCS, Office of Provider Management
Performance-Based Placement Measures
RBWO Provider GA+SCORECARD - CPA
Report Quarter: Q1 FY2020



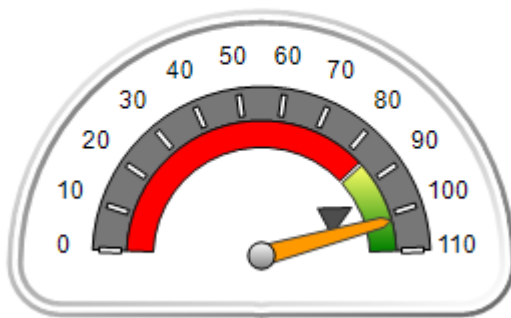
Provider/Program Name: Families 4 Families - Loganville (5257) - CPA

3915 Harrison Road, Loganville, GA 30052	Quarterly Scores (Grades)		Current Quarter Score (Grade)
Phone: 770-462-3405	Q1: 101.70 (A+)	Q2: N/A	101.70% (A+)
Vendor ID# 152583	Q3: N/A	Q4: N/A	
# New Foster Homes During Quarter: 9	# Children in Care During Quarter: 137	# Placements During Quarter: 140	# Children in Care On Last Day: 106

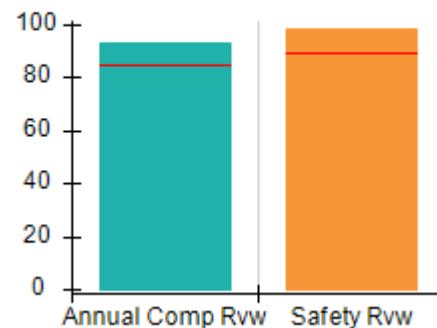
Quarterly Provider Comparisons to All CPAs

▼ — indicates average for all CPAs

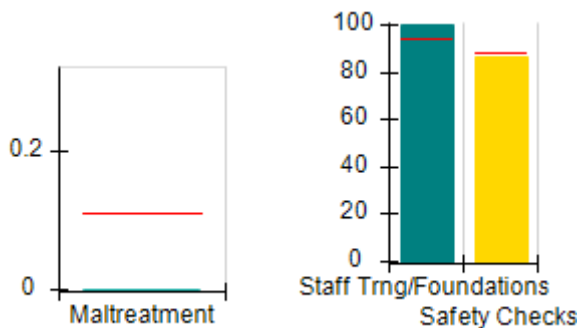
Overall Score (%)



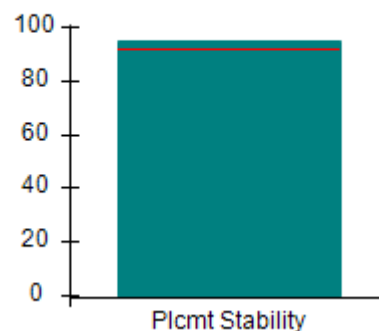
OPM Monitoring Reviews (%)



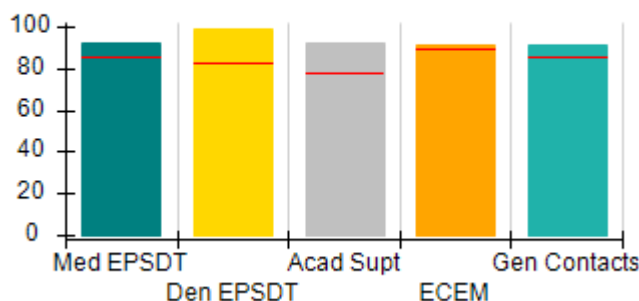
Safety Outcomes (%)



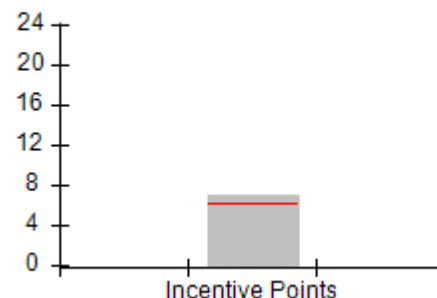
Permanency Outcomes (%)



Well-Being Outcomes (%)



Incentives Earned (Points)





DHS, DFCS, Office of Provider Management
Performance-Based Placement Measures
RBWO Provider GA+SCORECARD - CPA
Report Quarter: Q1 FY2020



Provider/Program Name: Families 4 Families - Loganville (5257) - CPA				
3915 Harrison Road, Loganville, GA 30052		Quarterly Scores (Grades)		Current Quarter Score (Grade)
Phone: 770-462-3405		Q1: 101.70 (A+)	Q2: N/A	101.70% (A+)
Vendor ID# 152583		Q3: N/A	Q4: N/A	
# New Foster Homes During Quarter: 9		# Children in Care During Quarter: 137	# Placements During Quarter: 140	# Children in Care On Last Day: 106
	Avg Performance All CPAs (%)	Provider Performance (%)*	Possible Points (Weight)	Provider Points Earned
OPM Monitoring Reviews				
Annual Comprehensive Reviews	84%	93%	25	23.25
Safety Reviews	89%	98%	15	14.75
Monitoring Sub-Total			40	37.99
CPA Safety Outcomes				
Incidence of Maltreatment	0.11%	No Substantiated Reports	10	10.00
Staff Training	94%	100%	5	5.00
Staff Safety Checks	88%	86%	5	4.30
Safety Sub-Total			20	19.30
CPA Permanency Outcomes				
Placement Stability	92%	95%	15	14.25
Permanency Sub-Total			15	14.25
CPA Well-Being Outcomes				
EPSDT Medical Visits	85%	92%	4	3.68
EPSDT Dental Visits	83%	99%	4	3.96
Academic Supports	78%	92%	3	2.76
Provider ECEM Visits	89%	91%	7	6.37
Provider General Contacts	85%	91%	7	6.37
Placements with Siblings	68%	86%	Not Scored	Not Scored
Placements within Legal County	14%	5%	Not Scored	Not Scored
Well-Being Sub-Total			25	23.14

*Performance calculation descriptions can be found in the FY 2019 RBWO PBP Measurements and Standards Guide.

Monitoring & Outcomes: Possible Points = 100		Points Earned: 94.68	
Score Before Incentives Credit			94.68%
Incentives Awarded			7.02 pts
PBP Verification			N/A pts
Total Score			101.70%



DHS, DFCS, Office of Provider Management
Performance-Based Placement Measures
RBWO Provider GA+SCORECARD - CPA
Report Quarter: Q1 FY2020



Provider/Program Name: Families 4 Families - Loganville (5257) - CPA

# New Foster Homes During Quarter: 9		# Children in Care During Quarter: 137	# Placements During Quarter: 140	# Children in Care On Last Day: 106
CPA Incentive Credits	Avg Performance All CPAs (%)	Provider Performance (%)*	Possible Points (Weight)	Provider Points Earned
Early EPSDT Medical Visits		100%	2	2.00
Early EPSDT Dental Visits		97%	2	1.94
Permanency Contacts		0%	5	0.00
Additional Academic Supports		54%	2	1.08
HS Grad/GED/Prof or Trade Certificate/College		N/A	10/5/5/1	
EYSS Agreement		Not Eligible	5	
Community Connections		0%	4	0.00
Foster Hm Retention Rate (threshold = 90)		68%	2	0.00
Foster Hm Recruitment (threshold = 100)		450%	2	2.00
Active Agency Accreditation		0%	4	0.00
Staff Clinical Licensure		0%	5	0.00
Incentives Total	6.21			7.02
Maximum total combined incentive credit allowed is 10 points.			Incentives Awarded	7.02

*Performance calculation descriptions can be found in the FY 2019 RBWO PBP Measurements and Standards Guide.

Child Protective Services Investigations and Dispositions

The following investigations data, which is not used for scoring but is considered significant to a provider's performance, is from Georgia SHINES and is not considered final or complete until the end of the fiscal year.

Total Reports:	2	
Number Screened In:	0	
Number Screened Out:	2	
Number Substantiated:	0	
Number Unsubstantiated:	0	
Number Active CPS Investigations:	0	



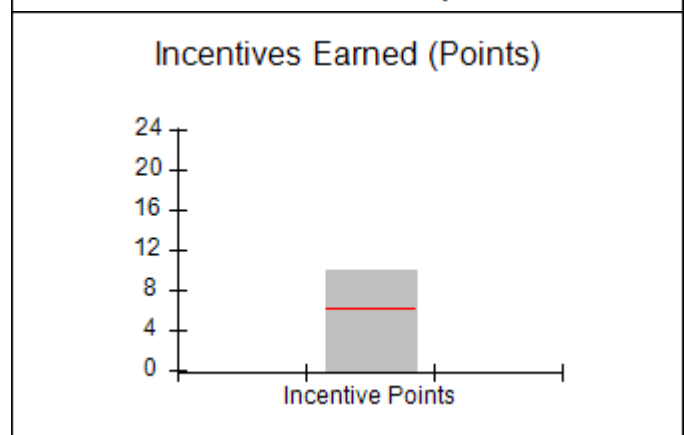
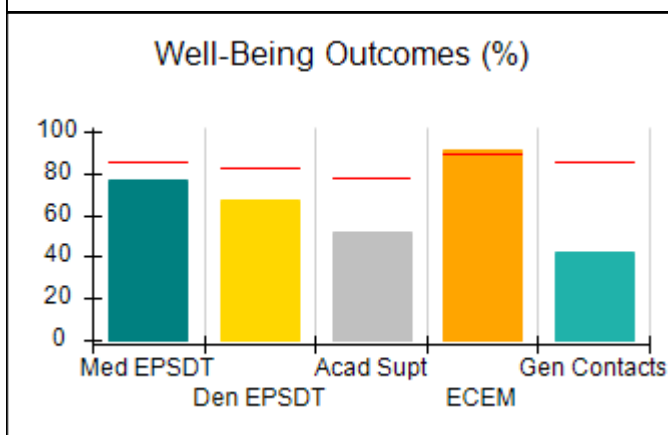
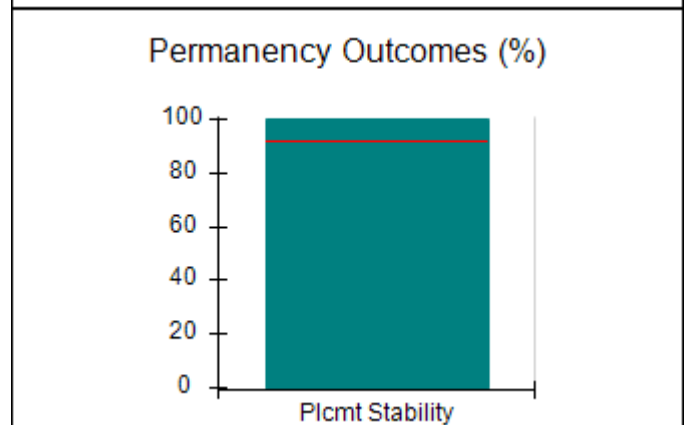
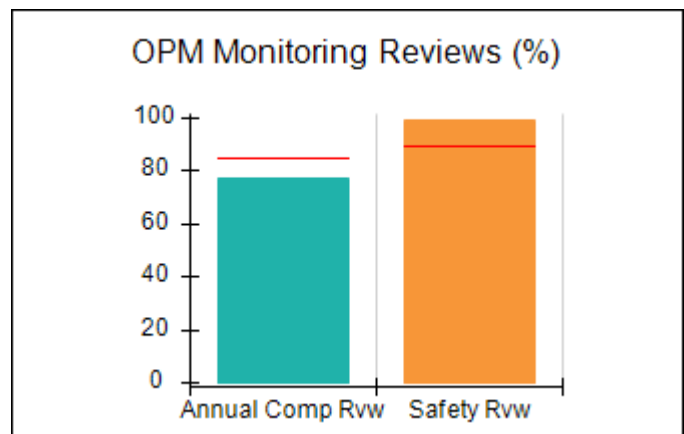
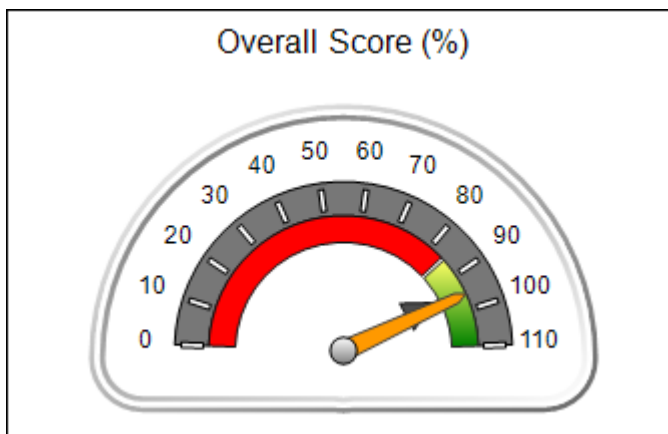
DHS, DFCS, Office of Provider Management
Performance-Based Placement Measures
RBWO Provider GA+SCORECARD - CPA



Report Quarter: Q1 FY2020

Provider/Program Name: Families First - Foster Care Program: Atlanta (639) - CPA			
80 Joseph E. Lowery Blvd NW, Atlanta, GA 30314	Quarterly Scores (Grades)		Current Quarter Score (Grade)
Phone: 404-853-2802	Q1: 95.73 (A)	Q2: N/A	95.73% (A)
Vendor ID# 35335	Q3: N/A	Q4: N/A	
# New Foster Homes During Quarter: 1	# Children in Care During Quarter: 18	# Placements During Quarter: 18	# Children in Care On Last Day: 12
Quarterly Provider Comparisons to All CPAs			

▼ — indicates average for all CPAs





DHS, DFCS, Office of Provider Management
Performance-Based Placement Measures
RBWO Provider GA+SCORECARD - CPA



Report Quarter: Q1 FY2020

Provider/Program Name: Families First - Foster Care Program: Atlanta (639) - CPA				
80 Joseph E. Lowery Blvd NW, Atlanta, GA 30314	Quarterly Scores (Grades)			Current Quarter Score (Grade)
Phone: 404-853-2802	Q1: 95.73 (A)	Q2: N/A	95.73% (A)	
Vendor ID# 35335	Q3: N/A	Q4: N/A		
# New Foster Homes During Quarter: 1	# Children in Care During Quarter: 18	# Placements During Quarter: 18	# Children in Care On Last Day: 12	
	Avg Performance All CPAs (%)	Provider Performance (%)*	Possible Points (Weight)	Provider Points Earned
OPM Monitoring Reviews				
Annual Comprehensive Reviews	84%	77%	25	19.28
Safety Reviews	89%	99%	15	14.81
Monitoring Sub-Total			40	34.10
CPA Safety Outcomes				
Incidence of Maltreatment	0.11%	No Substantiated Reports	10	10.00
Staff Training	94%	100%	5	5.00
Staff Safety Checks	88%	100%	5	5.00
Safety Sub-Total			20	20.00
CPA Permanency Outcomes				
Placement Stability	92%	100%	15	15.00
Permanency Sub-Total			15	15.00
CPA Well-Being Outcomes				
EPSDT Medical Visits	85%	77%	4	3.08
EPSDT Dental Visits	83%	67%	4	2.68
Academic Supports	78%	52%	3	1.56
Provider ECEM Visits	89%	91%	7	6.37
Provider General Contacts	85%	42%	7	2.94
Placements with Siblings	68%	25%	Not Scored	Not Scored
Placements within Legal County	14%	13%	Not Scored	Not Scored
Well-Being Sub-Total			25	16.63

*Performance calculation descriptions can be found in the FY 2019 RBWO PBP Measurements and Standards Guide.

Monitoring & Outcomes: Possible Points = 100	Points Earned: 85.73
Score Before Incentives Credit	85.73%
Incentives Awarded	10.00 pts
PBP Verification	N/A pts
Total Score	95.73%



DHS, DFCS, Office of Provider Management
Performance-Based Placement Measures
RBWO Provider GA+SCORECARD - CPA
Report Quarter: Q1 FY2020



Provider/Program Name: Families First - Foster Care Program: Atlanta (639) - CPA

# New Foster Homes During Quarter: 1		# Children in Care During Quarter: 18	# Placements During Quarter: 18	# Children in Care On Last Day: 12
CPA Incentive Credits	Avg Performance All CPAs (%)	Provider Performance (%)*	Possible Points (Weight)	Provider Points Earned
Early EPSDT Medical Visits		0%	2	0.00
Early EPSDT Dental Visits		0%	2	0.00
Permanency Contacts		None Planned	5	
Additional Academic Supports		0%	2	0.00
HS Grad/GED/Prof or Trade Certificate/College		N/A	10/5/5/1	
EYSS Agreement		100%	5	5.00
Community Connections		0%	4	0.00
Foster Hm Retention Rate (threshold = 90)		90%	2	2.00
Foster Hm Recruitment (threshold = 100)		50%	2	0.00
Active Agency Accreditation		50%	4	2.00
Staff Clinical Licensure		20%	5	1.00
Incentives Total	6.21			10.00
Maximum total combined incentive credit allowed is 10 points.			Incentives Awarded	10.00

*Performance calculation descriptions can be found in the FY 2019 RBWO PBP Measurements and Standards Guide.

Child Protective Services Investigations and Dispositions

The following investigations data, which is not used for scoring but is considered significant to a provider's performance, is from Georgia SHINES and is not considered final or complete until the end of the fiscal year.

Total Reports:	0
Number Screened In:	0
Number Screened Out:	0
Number Substantiated:	0
Number Unsubstantiated:	0
Number Active CPS Investigations:	0



DHS, DFCS, Office of Provider Management
Performance-Based Placement Measures
RBWO Provider GA+SCORECARD - CPA



Report Quarter: Q1 FY2020

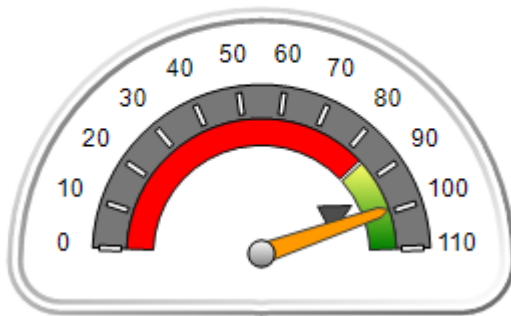
Provider/Program Name: Generational Child Care - (5267) - CPA

275 Northside Crossing, Macon, GA 31210	Quarterly Scores (Grades)		Current Quarter Score (Grade)
Phone: 478-477-1289	Q1: 99.27 (A+)	Q2: N/A	99.27% (A+)
Vendor ID# 107250	Q3: N/A	Q4: N/A	
# New Foster Homes During Quarter: 0	# Children in Care During Quarter: 36	# Placements During Quarter: 38	# Children in Care On Last Day: 28

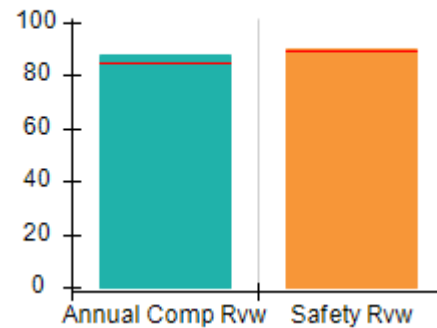
Quarterly Provider Comparisons to All CPAs

▼ — indicates average for all CPAs

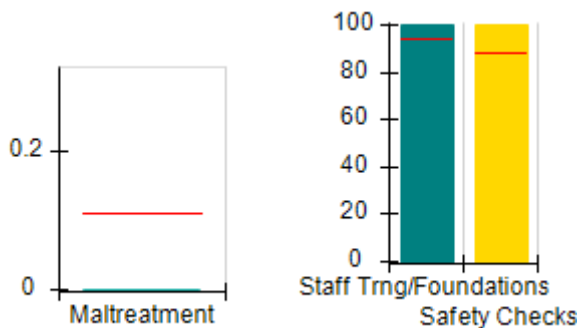
Overall Score (%)



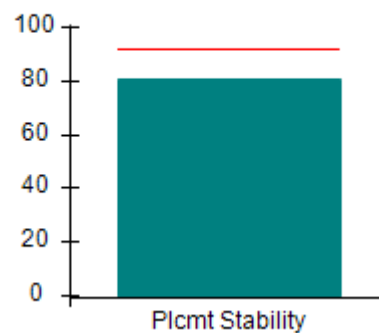
OPM Monitoring Reviews (%)



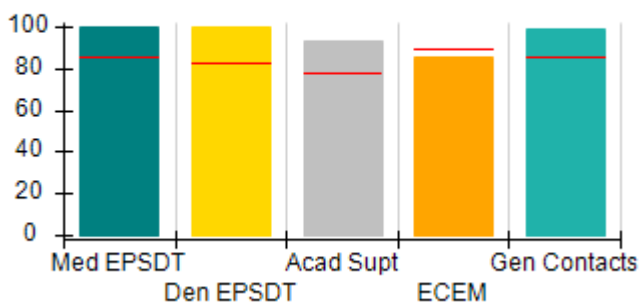
Safety Outcomes (%)



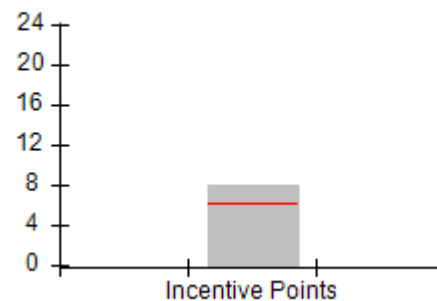
Permanency Outcomes (%)



Well-Being Outcomes (%)



Incentives Earned (Points)





DHS, DFCS, Office of Provider Management
Performance-Based Placement Measures
RBWO Provider GA+SCORECARD - CPA
Report Quarter: Q1 FY2020



Provider/Program Name: Generational Child Care - (5267) - CPA

275 Northside Crossing, Macon, GA 31210	Quarterly Scores (Grades)		Current Quarter Score (Grade)
Phone: 478-477-1289	Q1: 99.27 (A+)	Q2: N/A	99.27% (A+)
Vendor ID# 107250	Q3: N/A	Q4: N/A	

# New Foster Homes During Quarter: 0	# Children in Care During Quarter: 36	# Placements During Quarter: 38	# Children in Care On Last Day: 28
--------------------------------------	---------------------------------------	---------------------------------	------------------------------------

	Avg Performance All CPAs (%)	Provider Performance (%)*	Possible Points (Weight)	Provider Points Earned
--	------------------------------	---------------------------	--------------------------	------------------------

OPM Monitoring Reviews

Annual Comprehensive Reviews	84%	88%	25	21.95
Safety Reviews	89%	90%	15	13.50
Monitoring Sub-Total			40	35.45

CPA Safety Outcomes

Incidence of Maltreatment	0.11%	No Substantiated Reports	10	10.00
Staff Training	94%	100%	5	5.00
Staff Safety Checks	88%	100%	5	5.00
Safety Sub-Total			20	20.00

CPA Permanency Outcomes

Placement Stability	92%	81%	15	12.15
Permanency Sub-Total			15	12.15

CPA Well-Being Outcomes

EPSDT Medical Visits	85%	100%	4	4.00
EPSDT Dental Visits	83%	100%	4	4.00
Academic Supports	78%	93%	3	2.79
Provider ECEM Visits	89%	85%	7	5.95
Provider General Contacts	85%	99%	7	6.93
Placements with Siblings	68%	100%	Not Scored	Not Scored
Placements within Legal County	14%	0%	Not Scored	Not Scored
Well-Being Sub-Total			25	23.67

*Performance calculation descriptions can be found in the FY 2019 RBWO PBP Measurements and Standards Guide.

Monitoring & Outcomes: Possible Points = 100	Points Earned: 91.27
Score Before Incentives Credit	91.27%
Incentives Awarded	8.00 pts
PBP Verification	N/A pts
Total Score	99.27%



DHS, DFCS, Office of Provider Management
Performance-Based Placement Measures
RBWO Provider GA+SCORECARD - CPA
Report Quarter: Q1 FY2020



Provider/Program Name: Generational Child Care - (5267) - CPA

# New Foster Homes During Quarter: 0		# Children in Care During Quarter: 36	# Placements During Quarter: 38	# Children in Care On Last Day: 28
CPA Incentive Credits	Avg Performance All CPAs (%)	Provider Performance (%)*	Possible Points (Weight)	Provider Points Earned
Early EPSDT Medical Visits		100%	2	2.00
Early EPSDT Dental Visits		100%	2	2.00
Permanency Contacts		0%	5	0.00
Additional Academic Supports		0%	2	0.00
HS Grad/GED/Prof or Trade Certificate/College		N/A	10/5/5/1	
EYSS Agreement		Not Eligible	5	
Community Connections		0%	4	0.00
Foster Hm Retention Rate (threshold = 90)		100%	2	2.00
Foster Hm Recruitment (threshold = 100)		0%	2	0.00
Active Agency Accreditation		50%	4	2.00
Staff Clinical Licensure		0%	5	0.00
Incentives Total	6.21			8.00
Maximum total combined incentive credit allowed is 10 points.			Incentives Awarded	8.00
*Performance calculation descriptions can be found in the FY 2019 RBWO PBP Measurements and Standards Guide.				

Child Protective Services Investigations and Dispositions

The following investigations data, which is not used for scoring but is considered significant to a provider's performance, is from Georgia SHINES and is not considered final or complete until the end of the fiscal year.

Total Reports:	0	
Number Screened In:	0	
Number Screened Out:	0	
Number Substantiated:	0	
Number Unsubstantiated:	0	
Number Active CPS Investigations:	0	



DHS, DFCS, Office of Provider Management
Performance-Based Placement Measures
RBWO Provider GA+SCORECARD - CPA



Report Quarter: Q1 FY2020

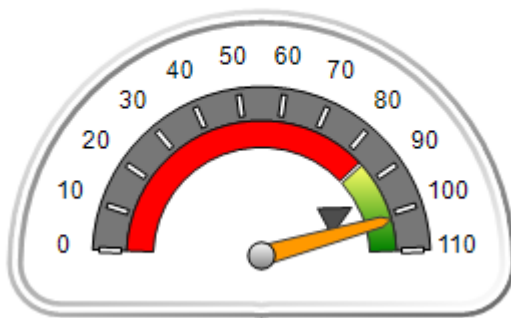
Provider/Program Name: Georgia Agape - (655) - CPA

3094 Mercer University Dr., Atlanta, GA 30341	Quarterly Scores (Grades)		Current Quarter Score (Grade)
Phone: 770-452-9995	Q1: 101.48 (A+)	Q2: N/A	101.48% (A+)
Vendor ID# 35356	Q3: N/A	Q4: N/A	
# New Foster Homes During Quarter: 3	# Children in Care During Quarter: 22	# Placements During Quarter: 24	# Children in Care On Last Day: 13

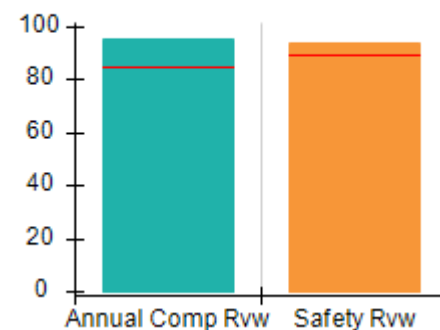
Quarterly Provider Comparisons to All CPAs

▼ — indicates average for all CPAs

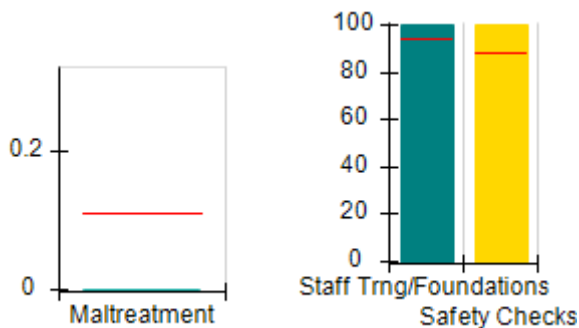
Overall Score (%)



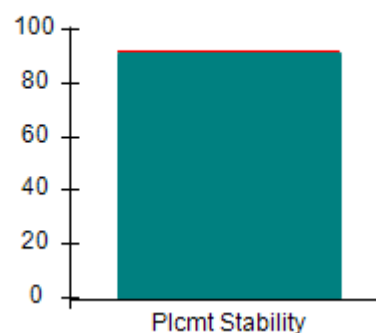
OPM Monitoring Reviews (%)



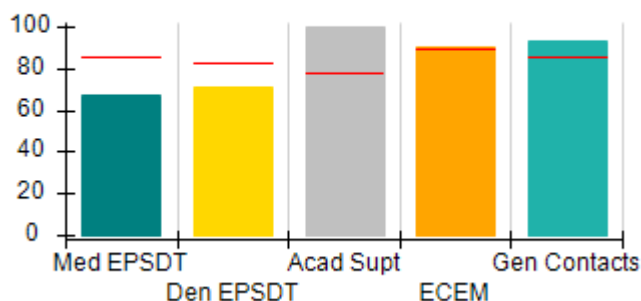
Safety Outcomes (%)



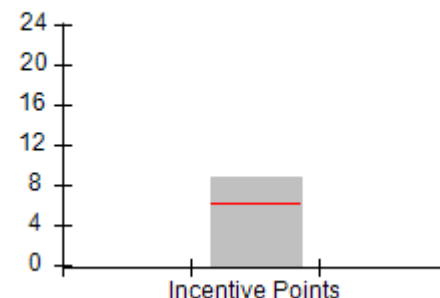
Permanency Outcomes (%)



Well-Being Outcomes (%)



Incentives Earned (Points)





DHS, DFCS, Office of Provider Management
Performance-Based Placement Measures
RBWO Provider GA+SCORECARD - CPA
Report Quarter: Q1 FY2020



Provider/Program Name: Georgia Agape - (655) - CPA				
3094 Mercer University Dr., Atlanta, GA 30341	Quarterly Scores (Grades)			Current Quarter Score (Grade)
Phone: 770-452-9995	Q1: 101.48 (A+)	Q2: N/A	101.48% (A+)	
Vendor ID# 35356	Q3: N/A	Q4: N/A		
# New Foster Homes During Quarter: 3	# Children in Care During Quarter: 22	# Placements During Quarter: 24	# Children in Care On Last Day: 13	
	Avg Performance All CPAs (%)	Provider Performance (%)*	Possible Points (Weight)	Provider Points Earned
OPM Monitoring Reviews				
Annual Comprehensive Reviews	84%	95%	25	23.78
Safety Reviews	89%	93%	15	14.00
Monitoring Sub-Total			40	37.78
CPA Safety Outcomes				
Incidence of Maltreatment	0.11%	No Substantiated Reports	10	10.00
Staff Training	94%	100%	5	5.00
Staff Safety Checks	88%	100%	5	5.00
Safety Sub-Total			20	20.00
CPA Permanency Outcomes				
Placement Stability	92%	91%	15	13.65
Permanency Sub-Total			15	13.65
CPA Well-Being Outcomes				
EPSDT Medical Visits	85%	67%	4	2.68
EPSDT Dental Visits	83%	71%	4	2.84
Academic Supports	78%	100%	3	3.00
Provider ECEM Visits	89%	90%	7	6.30
Provider General Contacts	85%	93%	7	6.51
Placements with Siblings	68%	100%	Not Scored	Not Scored
Placements within Legal County	14%	0%	Not Scored	Not Scored
Well-Being Sub-Total			25	21.33

*Performance calculation descriptions can be found in the FY 2019 RBWO PBP Measurements and Standards Guide.

Monitoring & Outcomes: Possible Points = 100	Points Earned: 92.76
Score Before Incentives Credit	92.76%
Incentives Awarded	8.72 pts
PBP Verification	N/A pts
Total Score	101.48%



DHS, DFCS, Office of Provider Management
Performance-Based Placement Measures
RBWO Provider GA+SCORECARD - CPA
Report Quarter: Q1 FY2020



Provider/Program Name: Georgia Agape - (655) - CPA

# New Foster Homes During Quarter: 3		# Children in Care During Quarter: 22	# Placements During Quarter: 24	# Children in Care On Last Day: 13
CPA Incentive Credits	Avg Performance All CPAs (%)	Provider Performance (%)*	Possible Points (Weight)	Provider Points Earned
Early EPSDT Medical Visits		50%	2	1.00
Early EPSDT Dental Visits		33%	2	0.66
Permanency Contacts		0%	5	0.00
Additional Academic Supports		78%	2	1.56
HS Grad/GED/Prof or Trade Certificate/College		N/A	10/5/5/1	
EYSS Agreement		Not Eligible	5	
Community Connections		0%	4	0.00
Foster Hm Retention Rate (threshold = 90)		82%	2	0.00
Foster Hm Recruitment (threshold = 100)		200%	2	2.00
Active Agency Accreditation		50%	4	2.00
Staff Clinical Licensure		30%	5	1.50
Incentives Total	6.21			8.72
Maximum total combined incentive credit allowed is 10 points.			Incentives Awarded	8.72

*Performance calculation descriptions can be found in the FY 2019 RBWO PBP Measurements and Standards Guide.

Child Protective Services Investigations and Dispositions

The following investigations data, which is not used for scoring but is considered significant to a provider's performance, is from Georgia SHINES and is not considered final or complete until the end of the fiscal year.

Total Reports:	2	
Number Screened In:	0	
Number Screened Out:	2	
Number Substantiated:	0	
Number Unsubstantiated:	0	
Number Active CPS Investigations:	0	



Performance-Based Placement Measures

RBWO Provider GA+SCORECARD - CPA

Report Quarter: Q1 FY2020

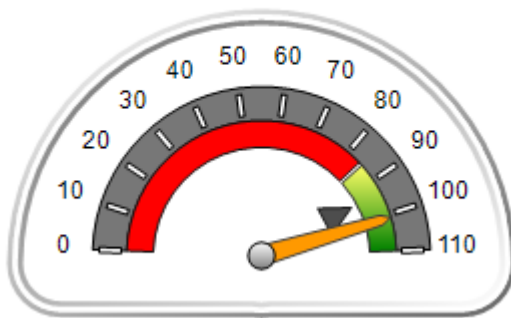
Provider/Program Name: Georgia Baptist Children's Home & Family Ministries - Palmetto Campus (CPA) (5211) - CPA

9250 Hutcheson Ferry Road, Palmetto, GA 30268	Quarterly Scores (Grades)		Current Quarter Score (Grade)
Phone: 770-463-3800	Q1: 100.98 (A+)	Q2: N/A	100.98% (A+)
Vendor ID# 131262	Q3: N/A	Q4: N/A	
# New Foster Homes During Quarter: 0	# Children in Care During Quarter: 13	# Placements During Quarter: 13	# Children in Care On Last Day: 9

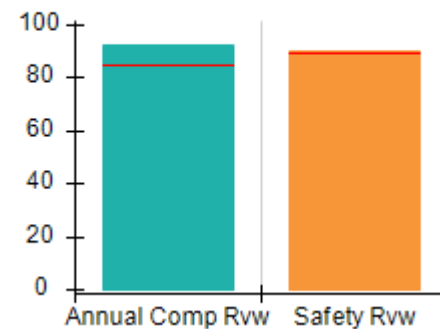
Quarterly Provider Comparisons to All CPAs

indicates average for all CPAs

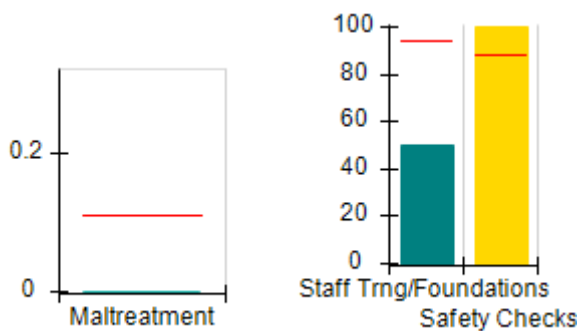
Overall Score (%)



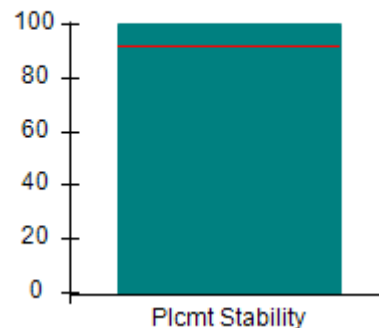
OPM Monitoring Reviews (%)



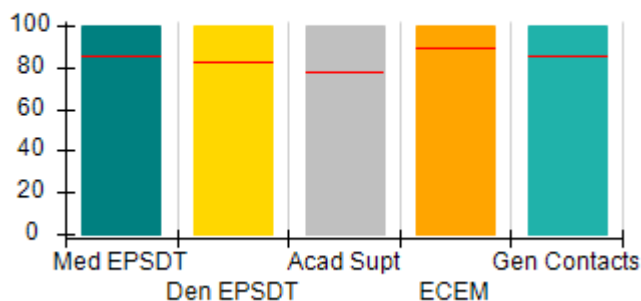
Safety Outcomes (%)



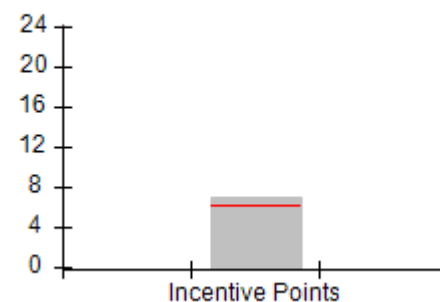
Permanency Outcomes (%)



Well-Being Outcomes (%)



Incentives Earned (Points)





Performance-Based Placement Measures

RBWO Provider GA+SCORECARD - CPA

Report Quarter: Q1 FY2020

Provider/Program Name: Georgia Baptist Children's Home & Family Ministries - Palmetto Campus (CPA) (5211) - CPA

9250 Hutcheson Ferry Road, Palmetto, GA 30268	Quarterly Scores (Grades)		Current Quarter Score (Grade)
Phone: 770-463-3800	Q1: 100.98 (A+)	Q2: N/A	100.98% (A+)
Vendor ID# 131262	Q3: N/A	Q4: N/A	

# New Foster Homes During Quarter: 0	# Children in Care During Quarter: 13	# Placements During Quarter: 13	# Children in Care On Last Day: 9
--------------------------------------	---------------------------------------	---------------------------------	-----------------------------------

	Avg Performance All CPAs (%)	Provider Performance (%)*	Possible Points (Weight)	Provider Points Earned
--	------------------------------	---------------------------	--------------------------	------------------------

OPM Monitoring Reviews

Annual Comprehensive Reviews	84%	92%	25	22.98
Safety Reviews	89%	90%	15	13.50
Monitoring Sub-Total			40	36.48

CPA Safety Outcomes

Incidence of Maltreatment	0.11%	No Substantiated Reports	10	10.00
Staff Training	94%	50%	5	2.50
Staff Safety Checks	88%	100%	5	5.00
Safety Sub-Total			20	17.50

CPA Permanency Outcomes

Placement Stability	92%	100%	15	15.00
Permanency Sub-Total			15	15.00

CPA Well-Being Outcomes

EPSDT Medical Visits	85%	100%	4	4.00
EPSDT Dental Visits	83%	100%	4	4.00
Academic Supports	78%	100%	3	3.00
Provider ECEM Visits	89%	100%	7	7.00
Provider General Contacts	85%	100%	7	7.00
Placements with Siblings	68%	81%	Not Scored	Not Scored
Placements within Legal County	14%	0%	Not Scored	Not Scored
Well-Being Sub-Total			25	25.00

*Performance calculation descriptions can be found in the FY 2019 RBWO PBP Measurements and Standards Guide.

Monitoring & Outcomes: Possible Points = 100	Points Earned: 93.98
Score Before Incentives Credit	93.98%
Incentives Awarded	7.00 pts
PBP Verification	N/A pts
Total Score	100.98%



DHS, DFCS, Office of Provider Management
Performance-Based Placement Measures
RBWO Provider GA+SCORECARD - CPA



Report Quarter: Q1 FY2020

Provider/Program Name: Georgia Baptist Children's Home & Family Ministries - Palmetto Campus (CPA) (5211) - CPA

# New Foster Homes During Quarter: 0		# Children in Care During Quarter: 13	# Placements During Quarter: 13	# Children in Care On Last Day: 9
CPA Incentive Credits	Avg Performance All CPAs (%)	Provider Performance (%)*	Possible Points (Weight)	Provider Points Earned
Early EPSDT Medical Visits		100%	2	2.00
Early EPSDT Dental Visits		100%	2	2.00
Permanency Contacts		0%	5	0.00
Additional Academic Supports		25%	2	0.50
HS Grad/GED/Prof or Trade Certificate/College		N/A	10/5/5/1	
EYSS Agreement		Not Eligible	5	
Community Connections		0%	4	0.00
Foster Hm Retention Rate (threshold = 90)		70%	2	0.00
Foster Hm Recruitment (threshold = 100)		0%	2	0.00
Active Agency Accreditation		50%	4	2.00
Staff Clinical Licensure		10%	5	0.50
Incentives Total	6.21			7.00
Maximum total combined incentive credit allowed is 10 points.			Incentives Awarded	7.00

*Performance calculation descriptions can be found in the FY 2019 RBWO PBP Measurements and Standards Guide.

Child Protective Services Investigations and Dispositions

The following investigations data, which is not used for scoring but is considered significant to a provider's performance, is from Georgia SHINES and is not considered final or complete until the end of the fiscal year.

Total Reports:	0
Number Screened In:	0
Number Screened Out:	0
Number Substantiated:	0
Number Unsubstantiated:	0
Number Active CPS Investigations:	0



DHS, DFCS, Office of Provider Management
Performance-Based Placement Measures
RBWO Provider GA+SCORECARD - CPA



Report Quarter: Q1 FY2020

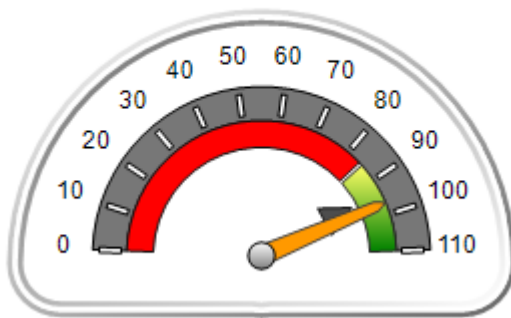
Provider/Program Name: Georgia Hope, Inc. - Georgia Hope (5182) - CPA

1257 Commercial Drive, Conyers, GA 30094	Quarterly Scores (Grades)		Current Quarter Score (Grade)
Phone: 770-344-8704	Q1: 96.81 (A)	Q2: N/A	96.81% (A)
Vendor ID# 121496	Q3: N/A	Q4: N/A	
# New Foster Homes During Quarter: 1	# Children in Care During Quarter: 37	# Placements During Quarter: 42	# Children in Care On Last Day: 27

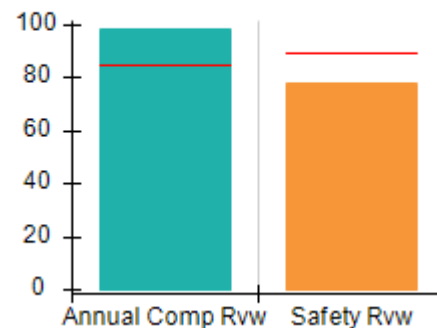
Quarterly Provider Comparisons to All CPAs

▼ — indicates average for all CPAs

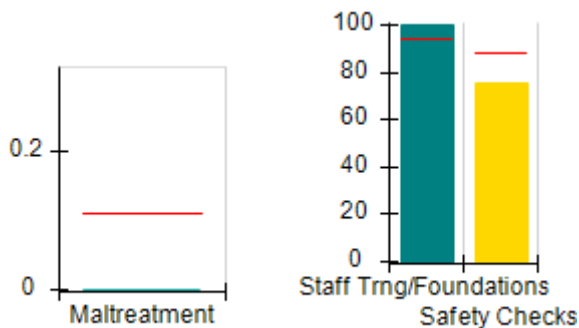
Overall Score (%)



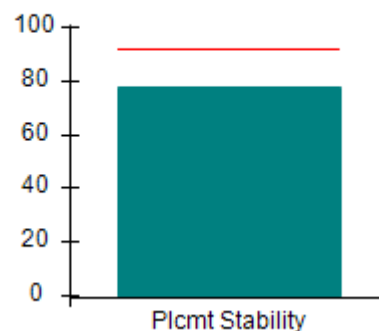
OPM Monitoring Reviews (%)



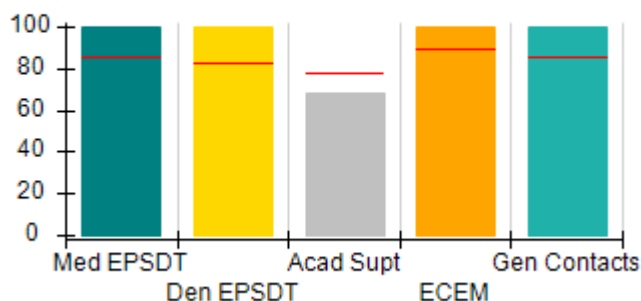
Safety Outcomes (%)



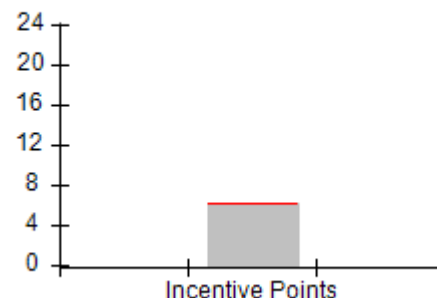
Permanency Outcomes (%)



Well-Being Outcomes (%)



Incentives Earned (Points)





DHS, DFCS, Office of Provider Management
Performance-Based Placement Measures
RBWO Provider GA+SCORECARD - CPA
Report Quarter: Q1 FY2020



Provider/Program Name: Georgia Hope, Inc. - Georgia Hope (5182) - CPA

1257 Commercial Drive, Conyers, GA 30094	Quarterly Scores (Grades)		Current Quarter Score (Grade)
Phone: 770-344-8704	Q1: 96.81 (A)	Q2: N/A	96.81% (A)
Vendor ID# 121496	Q3: N/A	Q4: N/A	

# New Foster Homes During Quarter: 1	# Children in Care During Quarter: 37	# Placements During Quarter: 42	# Children in Care On Last Day: 27
--------------------------------------	---------------------------------------	---------------------------------	------------------------------------

	Avg Performance All CPAs (%)	Provider Performance (%)*	Possible Points (Weight)	Provider Points Earned
--	------------------------------	---------------------------	--------------------------	------------------------

OPM Monitoring Reviews

Annual Comprehensive Reviews	84%	98%	25	24.45
Safety Reviews	89%	78%	15	11.63
Monitoring Sub-Total			40	36.08

CPA Safety Outcomes

Incidence of Maltreatment	0.11%	No Substantiated Reports	10	10.00
Staff Training	94%	100%	5	5.00
Staff Safety Checks	88%	75%	5	3.75
Safety Sub-Total			20	18.75

CPA Permanency Outcomes

Placement Stability	92%	78%	15	11.70
Permanency Sub-Total			15	11.70

CPA Well-Being Outcomes

EPSDT Medical Visits	85%	100%	4	4.00
EPSDT Dental Visits	83%	100%	4	4.00
Academic Supports	78%	68%	3	2.04
Provider ECEM Visits	89%	100%	7	7.00
Provider General Contacts	85%	100%	7	7.00
Placements with Siblings	68%	93%	Not Scored	Not Scored
Placements within Legal County	14%	13%	Not Scored	Not Scored
Well-Being Sub-Total			25	24.04

*Performance calculation descriptions can be found in the FY 2019 RBWO PBP Measurements and Standards Guide.

Monitoring & Outcomes: Possible Points = 100	Points Earned: 90.57
Score Before Incentives Credit	90.57%
Incentives Awarded	6.24 pts
PBP Verification	N/A pts
Total Score	96.81%



DHS, DFCS, Office of Provider Management
Performance-Based Placement Measures
RBWO Provider GA+SCORECARD - CPA
Report Quarter: Q1 FY2020



Provider/Program Name: Georgia Hope, Inc. - Georgia Hope (5182) - CPA

# New Foster Homes During Quarter: 1		# Children in Care During Quarter: 37	# Placements During Quarter: 42	# Children in Care On Last Day: 27
CPA Incentive Credits	Avg Performance All CPAs (%)	Provider Performance (%)*	Possible Points (Weight)	Provider Points Earned
Early EPSDT Medical Visits		Not Eligible	2	
Early EPSDT Dental Visits		100%	2	2.00
Permanency Contacts		44%	5	2.20
Additional Academic Supports		2%	2	0.04
HS Grad/GED/Prof or Trade Certificate/College		N/A	10/5/5/1	
EYSS Agreement		Not Eligible	5	
Community Connections		0%	4	0.00
Foster Hm Retention Rate (threshold = 90)		94%	2	2.00
Foster Hm Recruitment (threshold = 100)		0%	2	0.00
Active Agency Accreditation		0%	4	0.00
Staff Clinical Licensure		0%	5	0.00
Incentives Total	6.21			6.24
Maximum total combined incentive credit allowed is 10 points.			Incentives Awarded	6.24

*Performance calculation descriptions can be found in the FY 2019 RBWO PBP Measurements and Standards Guide.

Child Protective Services Investigations and Dispositions

The following investigations data, which is not used for scoring but is considered significant to a provider's performance, is from Georgia SHINES and is not considered final or complete until the end of the fiscal year.

Total Reports:	0
Number Screened In:	0
Number Screened Out:	0
Number Substantiated:	0
Number Unsubstantiated:	0
Number Active CPS Investigations:	0



DHS, DFCS, Office of Provider Management
Performance-Based Placement Measures
RBWO Provider GA+SCORECARD - CPA



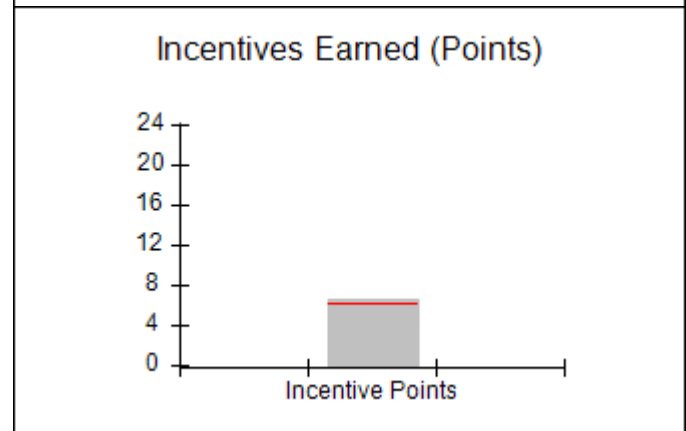
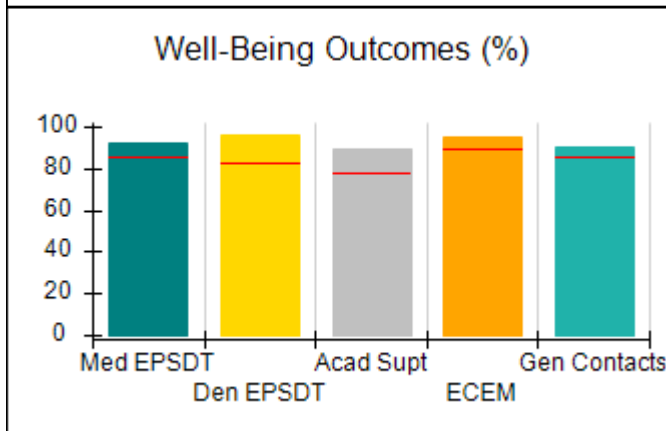
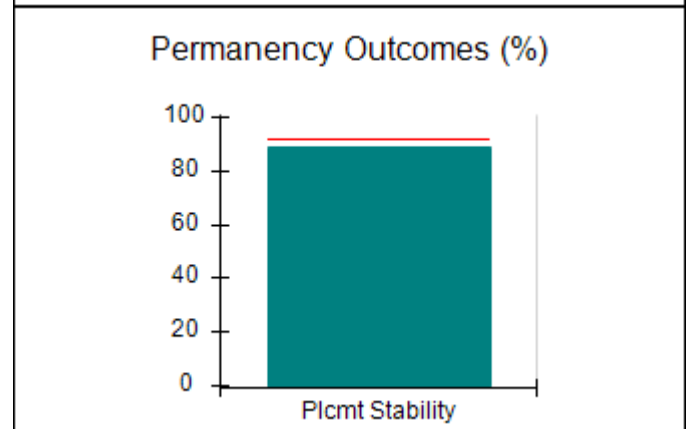
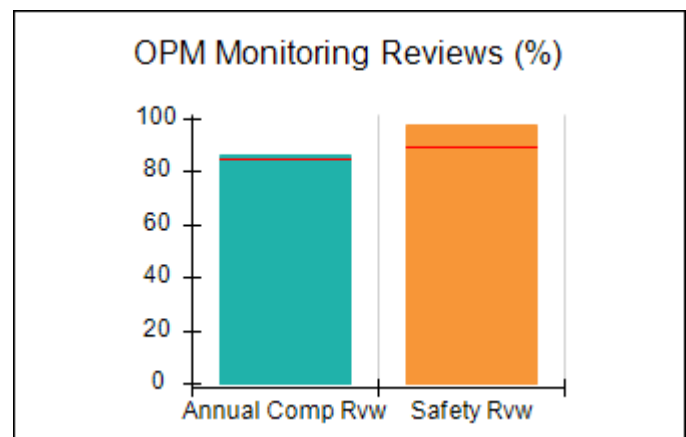
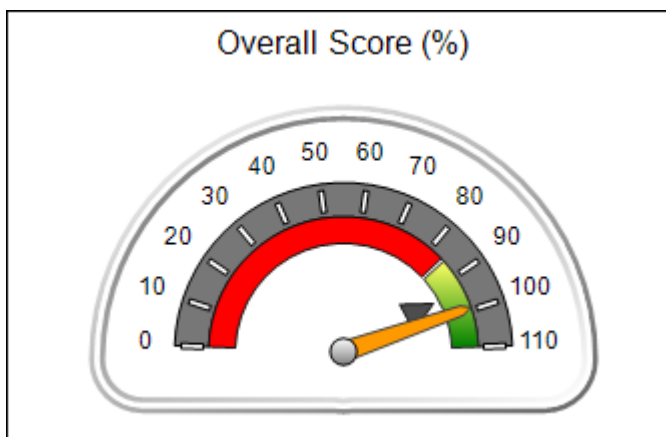
Report Quarter: Q1 FY2020

Provider/Program Name: Georgia Parent Support Network - (670) - CPA

1395 Metropolitan Pkwy., Atlanta, GA 30310	Quarterly Scores (Grades)		Current Quarter Score (Grade)
Phone: 404-758-4500	Q1: 99.32 (A+)	Q2: N/A	99.32% (A+)
Vendor ID# 35378	Q3: N/A	Q4: N/A	
# New Foster Homes During Quarter: 0	# Children in Care During Quarter: 63	# Placements During Quarter: 66	# Children in Care On Last Day: 49

Quarterly Provider Comparisons to All CPAs

▼ — indicates average for all CPAs





DHS, DFCS, Office of Provider Management
Performance-Based Placement Measures
RBWO Provider GA+SCORECARD - CPA



Report Quarter: Q1 FY2020

Provider/Program Name: Georgia Parent Support Network - (670) - CPA				
1395 Metropolitan Pkwy., Atlanta, GA 30310	Quarterly Scores (Grades)			Current Quarter Score (Grade)
Phone: 404-758-4500	Q1: 99.32 (A+)	Q2: N/A	99.32% (A+)	
Vendor ID# 35378	Q3: N/A	Q4: N/A		
# New Foster Homes During Quarter: 0	# Children in Care During Quarter: 63	# Placements During Quarter: 66	# Children in Care On Last Day: 49	
	Avg Performance All CPAs (%)	Provider Performance (%)*	Possible Points (Weight)	Provider Points Earned
OPM Monitoring Reviews				
Annual Comprehensive Reviews	84%	86%	25	21.59
Safety Reviews	89%	98%	15	14.63
Monitoring Sub-Total			40	36.21
CPA Safety Outcomes				
Incidence of Maltreatment	0.11%	No Substantiated Reports	10	10.00
Staff Training	94%	100%	5	5.00
Staff Safety Checks	88%	100%	5	5.00
Safety Sub-Total			20	20.00
CPA Permanency Outcomes				
Placement Stability	92%	89%	15	13.35
Permanency Sub-Total			15	13.35
CPA Well-Being Outcomes				
EPSDT Medical Visits	85%	92%	4	3.68
EPSDT Dental Visits	83%	96%	4	3.84
Academic Supports	78%	89%	3	2.67
Provider ECEM Visits	89%	95%	7	6.65
Provider General Contacts	85%	90%	7	6.30
Placements with Siblings	68%	54%	Not Scored	Not Scored
Placements within Legal County	14%	0%	Not Scored	Not Scored
Well-Being Sub-Total			25	23.14

*Performance calculation descriptions can be found in the FY 2019 RBWO PBP Measurements and Standards Guide.

Monitoring & Outcomes: Possible Points = 100	Points Earned: 92.70
Score Before Incentives Credit	92.70%
Incentives Awarded	6.62 pts
PBP Verification	N/A pts
Total Score	99.32%



DHS, DFCS, Office of Provider Management
Performance-Based Placement Measures
RBWO Provider GA+SCORECARD - CPA
Report Quarter: Q1 FY2020



Provider/Program Name: Georgia Parent Support Network - (670) - CPA

# New Foster Homes During Quarter: 0		# Children in Care During Quarter: 63	# Placements During Quarter: 66	# Children in Care On Last Day: 49
CPA Incentive Credits	Avg Performance All CPAs (%)	Provider Performance (%)*	Possible Points (Weight)	Provider Points Earned
Early EPSDT Medical Visits		64%	2	1.28
Early EPSDT Dental Visits		89%	2	1.78
Permanency Contacts		0%	5	0.00
Additional Academic Supports		78%	2	1.56
HS Grad/GED/Prof or Trade Certificate/College		N/A	10/5/5/1	
EYSS Agreement		Not Eligible	5	
Community Connections		0%	4	0.00
Foster Hm Retention Rate (threshold = 90)		83%	2	0.00
Foster Hm Recruitment (threshold = 100)		0%	2	0.00
Active Agency Accreditation		50%	4	2.00
Staff Clinical Licensure		0%	5	0.00
Incentives Total	6.21			6.62
Maximum total combined incentive credit allowed is 10 points.			Incentives Awarded	6.62

*Performance calculation descriptions can be found in the FY 2019 RBWO PBP Measurements and Standards Guide.

Child Protective Services Investigations and Dispositions

The following investigations data, which is not used for scoring but is considered significant to a provider's performance, is from Georgia SHINES and is not considered final or complete until the end of the fiscal year.

Total Reports:	1
Number Screened In:	0
Number Screened Out:	1
Number Substantiated:	0
Number Unsubstantiated:	0
Number Active CPS Investigations:	0



DHS, DFCS, Office of Provider Management
Performance-Based Placement Measures
RBWO Provider GA+SCORECARD - CPA



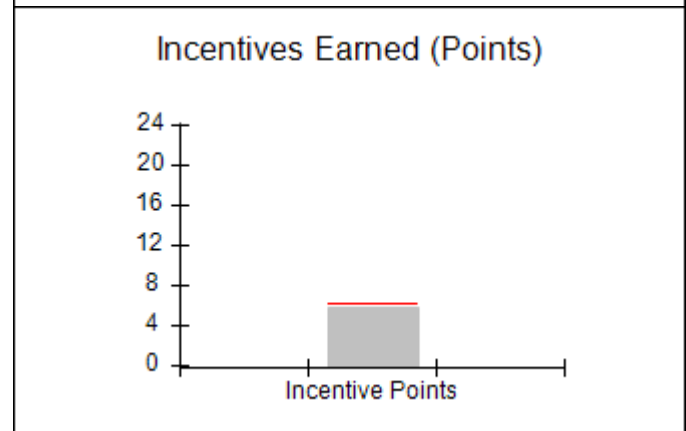
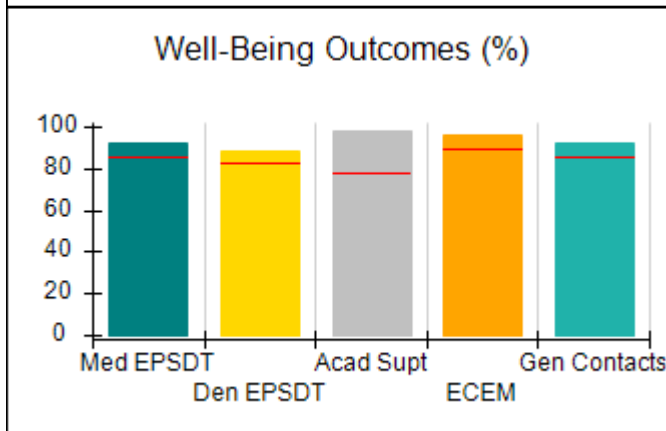
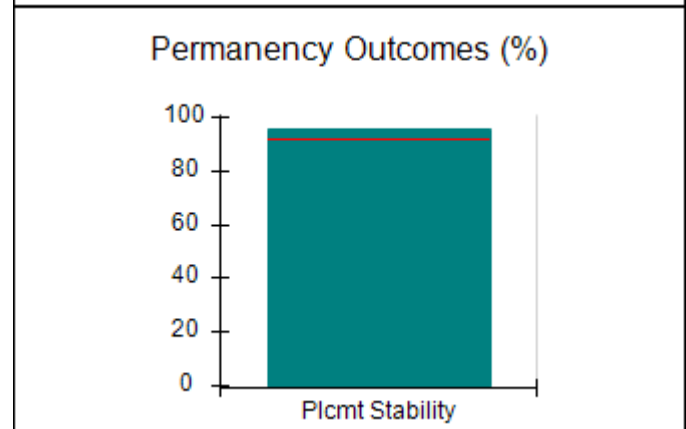
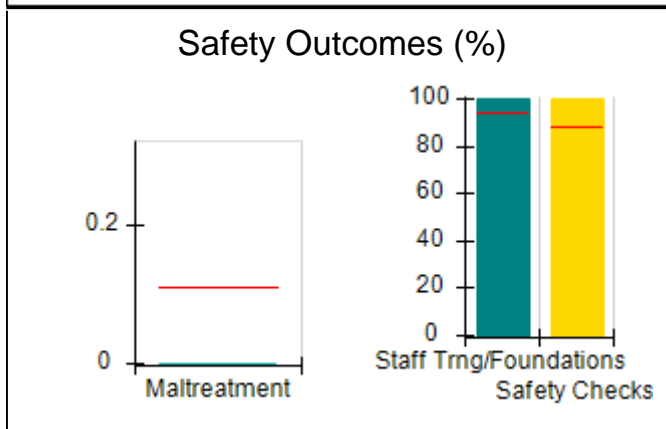
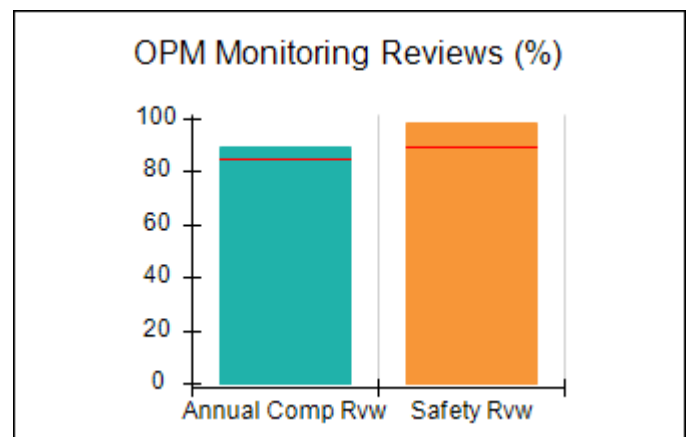
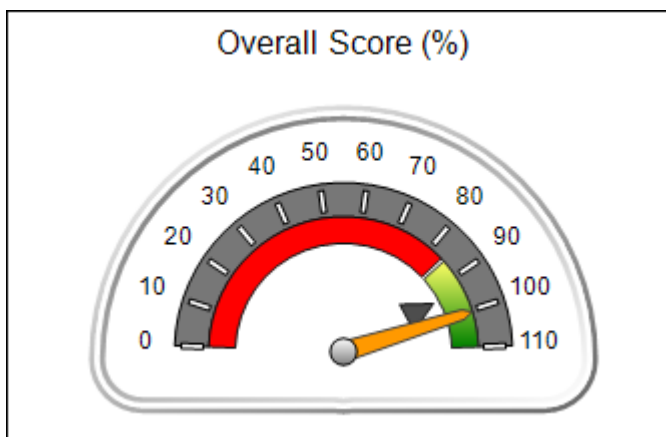
Report Quarter: Q1 FY2020

Provider/Program Name: Giving Children A Chance of Georgia - (981) - CPA

201 Vaughn Drive, Alpharetta, GA 30009	Quarterly Scores (Grades)		Current Quarter Score (Grade)
Phone: 770-255-1018	Q1: 100.50 (A+)	Q2: N/A	100.50% (A+)
Vendor ID# 40276	Q3: N/A	Q4: N/A	
# New Foster Homes During Quarter: 1	# Children in Care During Quarter: 81	# Placements During Quarter: 84	# Children in Care On Last Day: 63

Quarterly Provider Comparisons to All CPAs

▼ — indicates average for all CPAs





DHS, DFCS, Office of Provider Management
Performance-Based Placement Measures
RBWO Provider GA+SCORECARD - CPA
Report Quarter: Q1 FY2020



Provider/Program Name: Giving Children A Chance of Georgia - (981) - CPA

201 Vaughn Drive, Alpharetta, GA 30009	Quarterly Scores (Grades)		Current Quarter Score (Grade)
Phone: 770-255-1018	Q1: 100.50 (A+)	Q2: N/A	100.50% (A+)
Vendor ID# 40276	Q3: N/A	Q4: N/A	

# New Foster Homes During Quarter: 1	# Children in Care During Quarter: 81	# Placements During Quarter: 84	# Children in Care On Last Day: 63
--------------------------------------	---------------------------------------	---------------------------------	------------------------------------

	Avg Performance All CPAs (%)	Provider Performance (%)*	Possible Points (Weight)	Provider Points Earned
--	------------------------------	---------------------------	--------------------------	------------------------

OPM Monitoring Reviews

Annual Comprehensive Reviews	84%	89%	25	22.31
Safety Reviews	89%	98%	15	14.75
Monitoring Sub-Total			40	37.06

CPA Safety Outcomes

Incidence of Maltreatment	0.11%	No Substantiated Reports	10	10.00
Staff Training	94%	100%	5	5.00
Staff Safety Checks	88%	100%	5	5.00
Safety Sub-Total			20	20.00

CPA Permanency Outcomes

Placement Stability	92%	96%	15	14.40
Permanency Sub-Total			15	14.40

CPA Well-Being Outcomes

EPSDT Medical Visits	85%	92%	4	3.68
EPSDT Dental Visits	83%	88%	4	3.52
Academic Supports	78%	98%	3	2.94
Provider ECEM Visits	89%	96%	7	6.72
Provider General Contacts	85%	92%	7	6.44
Placements with Siblings	68%	76%	Not Scored	Not Scored
Placements within Legal County	14%	20%	Not Scored	Not Scored
Well-Being Sub-Total			25	23.30

*Performance calculation descriptions can be found in the FY 2019 RBWO PBP Measurements and Standards Guide.

Monitoring & Outcomes: Possible Points = 100	Points Earned: 94.76
Score Before Incentives Credit	94.76%
Incentives Awarded	5.74 pts
PBP Verification	N/A pts
Total Score	100.50%



DHS, DFCS, Office of Provider Management
Performance-Based Placement Measures
RBWO Provider GA+SCORECARD - CPA
Report Quarter: Q1 FY2020



Provider/Program Name: Giving Children A Chance of Georgia - (981) - CPA

# New Foster Homes During Quarter: 1		# Children in Care During Quarter: 81	# Placements During Quarter: 84	# Children in Care On Last Day: 63
CPA Incentive Credits	Avg Performance All CPAs (%)	Provider Performance (%)*	Possible Points (Weight)	Provider Points Earned
Early EPSDT Medical Visits		88%	2	1.76
Early EPSDT Dental Visits		75%	2	1.50
Permanency Contacts		0%	5	0.00
Additional Academic Supports		24%	2	0.48
HS Grad/GED/Prof or Trade Certificate/College		N/A	10/5/5/1	
EYSS Agreement		Not Eligible	5	
Community Connections		0%	4	0.00
Foster Hm Retention Rate (threshold = 90)		96%	2	2.00
Foster Hm Recruitment (threshold = 100)		25%	2	0.00
Active Agency Accreditation		0%	4	0.00
Staff Clinical Licensure		0%	5	0.00
Incentives Total	6.21			5.74
Maximum total combined incentive credit allowed is 10 points.			Incentives Awarded	5.74

*Performance calculation descriptions can be found in the FY 2019 RBWO PBP Measurements and Standards Guide.

Child Protective Services Investigations and Dispositions

The following investigations data, which is not used for scoring but is considered significant to a provider's performance, is from Georgia SHINES and is not considered final or complete until the end of the fiscal year.

Total Reports:	0
Number Screened In:	0
Number Screened Out:	0
Number Substantiated:	0
Number Unsubstantiated:	0
Number Active CPS Investigations:	0



DHS, DFCS, Office of Provider Management

Performance-Based Placement Measures

RBWO Provider GA+SCORECARD - CPA



Report Quarter: Q1 FY2020

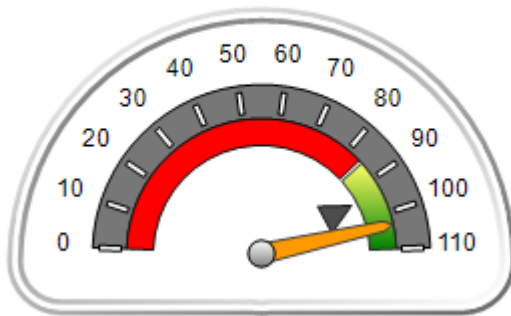
Provider/Program Name: Goshen Valley Foundation - Goshen Homes (5200) - CPA

505 Brown Industrial, Waleska, GA 30183	Quarterly Scores (Grades)		Current Quarter Score (Grade)
Phone: 404-778-1732	Q1: 103.39 (A+)	Q2: N/A	103.39% (A+)
Vendor ID# 131805	Q3: N/A	Q4: N/A	
# New Foster Homes During Quarter: 6	# Children in Care During Quarter: 49	# Placements During Quarter: 51	# Children in Care On Last Day: 28

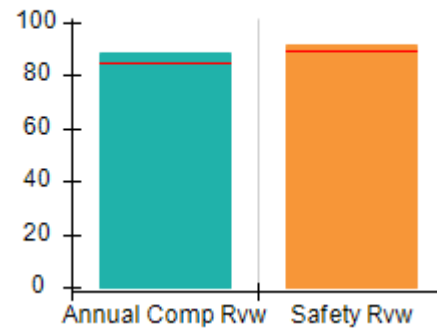
Quarterly Provider Comparisons to All CPAs

▼ — indicates average for all CPAs

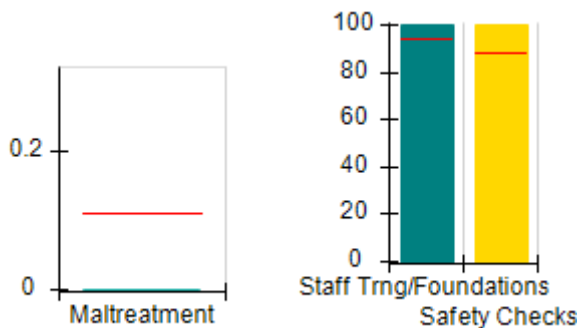
Overall Score (%)



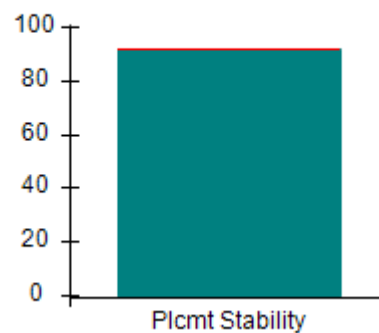
OPM Monitoring Reviews (%)



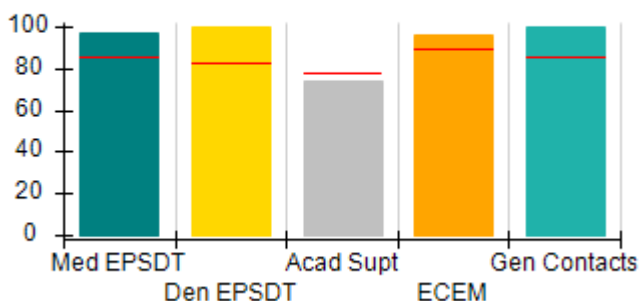
Safety Outcomes (%)



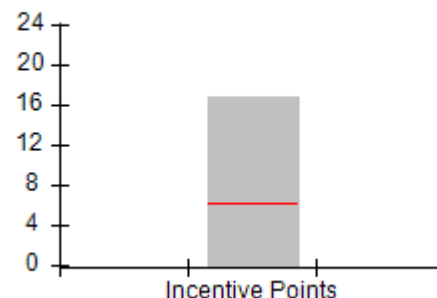
Permanency Outcomes (%)



Well-Being Outcomes (%)



Incentives Earned (Points)





DHS, DFCS, Office of Provider Management
Performance-Based Placement Measures
RBWO Provider GA+SCORECARD - CPA
 Report Quarter: Q1 FY2020



Provider/Program Name: Goshen Valley Foundation - Goshen Homes (5200) - CPA				
505 Brown Industrial, Waleska, GA 30183	Quarterly Scores (Grades)			Current Quarter Score (Grade)
Phone: 404-778-1732	Q1: 103.39 (A+)	Q2: N/A	103.39% (A+)	
Vendor ID# 131805	Q3: N/A	Q4: N/A		
# New Foster Homes During Quarter: 6	# Children in Care During Quarter: 49	# Placements During Quarter: 51	# Children in Care On Last Day: 28	
	Avg Performance All CPAs (%)	Provider Performance (%)*	Possible Points (Weight)	Provider Points Earned
OPM Monitoring Reviews				
Annual Comprehensive Reviews	84%	88%	25	22.08
Safety Reviews	89%	91%	15	13.69
Monitoring Sub-Total			40	35.77
CPA Safety Outcomes				
Incidence of Maltreatment	0.11%	No Substantiated Reports	10	10.00
Staff Training	94%	100%	5	5.00
Staff Safety Checks	88%	100%	5	5.00
Safety Sub-Total			20	20.00
CPA Permanency Outcomes				
Placement Stability	92%	92%	15	13.80
Permanency Sub-Total			15	13.80
CPA Well-Being Outcomes				
EPSDT Medical Visits	85%	97%	4	3.88
EPSDT Dental Visits	83%	100%	4	4.00
Academic Supports	78%	74%	3	2.22
Provider ECEM Visits	89%	96%	7	6.72
Provider General Contacts	85%	100%	7	7.00
Placements with Siblings	68%	73%	Not Scored	Not Scored
Placements within Legal County	14%	0%	Not Scored	Not Scored
Well-Being Sub-Total			25	23.82

*Performance calculation descriptions can be found in the FY 2019 RBWO PBP Measurements and Standards Guide.

Monitoring & Outcomes: Possible Points = 100	Points Earned: 93.39
Score Before Incentives Credit	93.39%
Incentives Awarded	10.00 pts
PBP Verification	N/A pts
Total Score	103.39%



DHS, DFCS, Office of Provider Management
Performance-Based Placement Measures
RBWO Provider GA+SCORECARD - CPA
Report Quarter: Q1 FY2020



Provider/Program Name: Goshen Valley Foundation - Goshen Homes (5200) - CPA

# New Foster Homes During Quarter: 6		# Children in Care During Quarter: 49	# Placements During Quarter: 51	# Children in Care On Last Day: 28
CPA Incentive Credits	Avg Performance All CPAs (%)	Provider Performance (%)*	Possible Points (Weight)	Provider Points Earned
Early EPSDT Medical Visits		100%	2	2.00
Early EPSDT Dental Visits		100%	2	2.00
Permanency Contacts		71%	5	3.55
Additional Academic Supports		62%	2	1.24
HS Grad/GED/Prof or Trade Certificate/College		N/A	10/5/5/1	
EYSS Agreement		Not Eligible	5	
Community Connections		0%	4	0.00
Foster Hm Retention Rate (threshold = 90)		100%	2	2.00
Foster Hm Recruitment (threshold = 100)		350%	2	2.00
Active Agency Accreditation		50%	4	2.00
Staff Clinical Licensure		40%	5	2.00
Incentives Total	6.21			16.79
Maximum total combined incentive credit allowed is 10 points.			Incentives Awarded	10.00

*Performance calculation descriptions can be found in the FY 2019 RBWO PBP Measurements and Standards Guide.

Child Protective Services Investigations and Dispositions

The following investigations data, which is not used for scoring but is considered significant to a provider's performance, is from Georgia SHINES and is not considered final or complete until the end of the fiscal year.

Total Reports:	0
Number Screened In:	0
Number Screened Out:	0
Number Substantiated:	0
Number Unsubstantiated:	0
Number Active CPS Investigations:	0



DHS, DFCS, Office of Provider Management
Performance-Based Placement Measures
RBWO Provider GA+SCORECARD - CPA



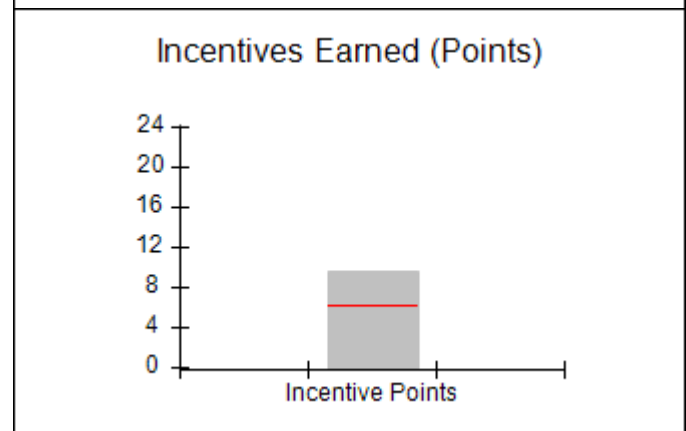
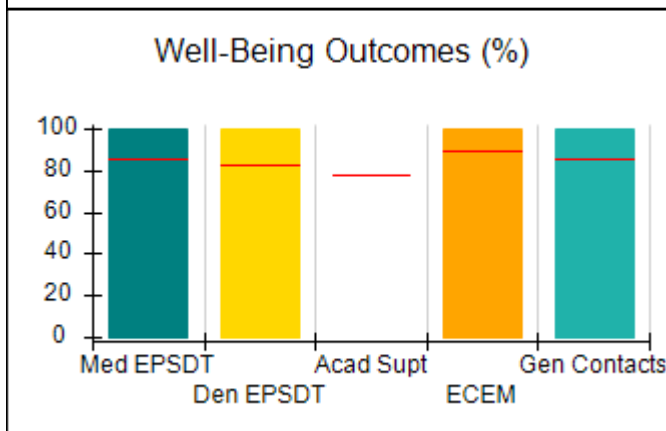
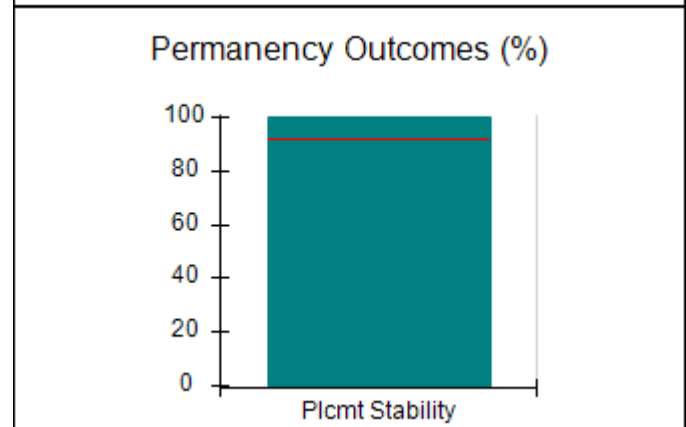
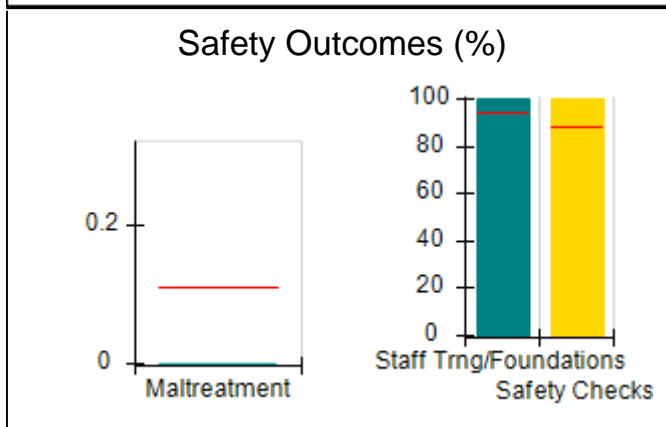
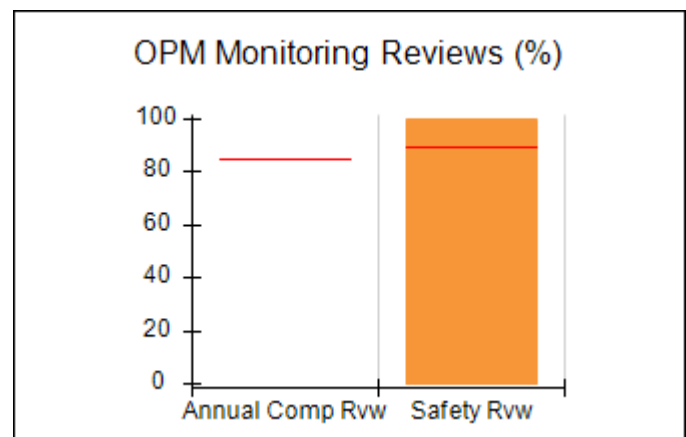
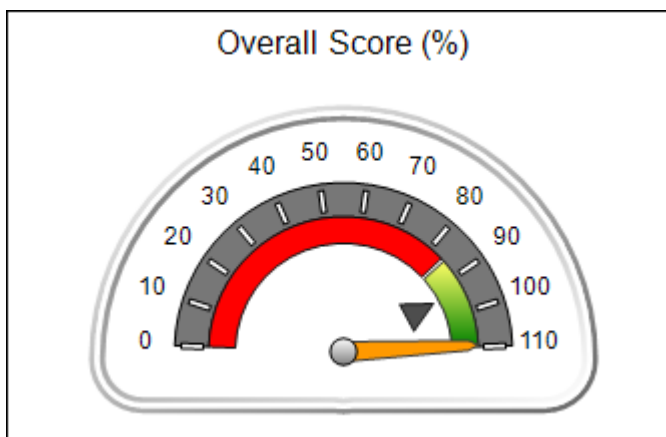
Report Quarter: Q1 FY2020

Provider/Program Name: Great Heights Foster Care, Inc. - (5384) - CPA

3340 Peachtree Rd, Atlanta, GA 30326	Quarterly Scores (Grades)		Current Quarter Score (Grade)
Phone: 770-334-9373	Q1: 109.50 (A+)	Q2: N/A	109.50% (A+)
Vendor ID# 162316	Q3: N/A	Q4: N/A	
# New Foster Homes During Quarter: 2	# Children in Care During Quarter: 1	# Placements During Quarter: 1	# Children in Care On Last Day: 0

Quarterly Provider Comparisons to All CPAs

▼ — indicates average for all CPAs





DHS, DFCS, Office of Provider Management
Performance-Based Placement Measures
RBWO Provider GA+SCORECARD - CPA
 Report Quarter: Q1 FY2020



Provider/Program Name: Great Heights Foster Care, Inc. - (5384) - CPA				
3340 Peachtree Rd, Atlanta, GA 30326	Quarterly Scores (Grades)		Current Quarter Score (Grade)	
Phone: 770-334-9373	Q1: 109.50 (A+)	Q2: N/A	109.50% (A+)	
Vendor ID# 162316	Q3: N/A	Q4: N/A		
# New Foster Homes During Quarter: 2	# Children in Care During Quarter: 1	# Placements During Quarter: 1	# Children in Care On Last Day: 0	
	Avg Performance All CPAs (%)	Provider Performance (%)*	Possible Points (Weight)	Provider Points Earned
OPM Monitoring Reviews				
Annual Comprehensive Reviews	84%	Not Yet Conducted		
Safety Reviews	89%	100%	15	15.00
Monitoring Sub-Total			15	15.00
CPA Safety Outcomes				
Incidence of Maltreatment	0.11%	No Substantiated Reports	10	10.00
Staff Training	94%	100%	5	5.00
Staff Safety Checks	88%	100%	5	5.00
Safety Sub-Total			20	20.00
CPA Permanency Outcomes				
Placement Stability	92%	100%	15	15.00
Permanency Sub-Total			15	15.00
CPA Well-Being Outcomes				
EPSDT Medical Visits	85%	100%	4.5	4.55
EPSDT Dental Visits	83%	100%	4.5	4.55
Academic Supports	78%	Not Eligible		
Provider ECEM Visits	89%	100%	8	7.95
Provider General Contacts	85%	100%	8	7.95
Placements with Siblings	68%	Not Eligible	Not Scored	Not Scored
Placements within Legal County	14%	Not Eligible	Not Scored	Not Scored
Well-Being Sub-Total			25	25.00
*Performance calculation descriptions can be found in the FY 2019 RBWO PBP Measurements and Standards Guide.				
Monitoring & Outcomes: Possible Points = 75			Points Earned: 75.00	
Score Before Incentives Credit			100.00%	
Incentives Awarded			9.50 pts	
PBP Verification			N/A pts	
Total Score			109.50%	



DHS, DFCS, Office of Provider Management
Performance-Based Placement Measures
RBWO Provider GA+SCORECARD - CPA
Report Quarter: Q1 FY2020



Provider/Program Name: Great Heights Foster Care, Inc. - (5384) - CPA

# New Foster Homes During Quarter: 2		# Children in Care During Quarter: 1	# Placements During Quarter: 1	# Children in Care On Last Day: 0
CPA Incentive Credits	Avg Performance All CPAs (%)	Provider Performance (%)*	Possible Points (Weight)	Provider Points Earned
Early EPSDT Medical Visits		Not Eligible	2	
Early EPSDT Dental Visits		100%	2	2.00
Permanency Contacts		100%	5	5.00
Additional Academic Supports		Not Eligible	2	
HS Grad/GED/Prof or Trade Certificate/College		N/A	10/5/5/1	
EYSS Agreement		Not Eligible	5	
Community Connections		Not Eligible	4	
Foster Hm Retention Rate (threshold = 90)		50%	2	0.00
Foster Hm Recruitment (threshold = 100)		100%	2	2.00
Active Agency Accreditation		0%	4	0.00
Staff Clinical Licensure		10%	5	0.50
Incentives Total	6.21			9.50
Maximum total combined incentive credit allowed is 10 points.			Incentives Awarded	9.50

*Performance calculation descriptions can be found in the FY 2019 RBWO PBP Measurements and Standards Guide.

Child Protective Services Investigations and Dispositions

The following investigations data, which is not used for scoring but is considered significant to a provider's performance, is from Georgia SHINES and is not considered final or complete until the end of the fiscal year.

Total Reports:	0	
Number Screened In:	0	
Number Screened Out:	0	
Number Substantiated:	0	
Number Unsubstantiated:	0	
Number Active CPS Investigations:	0	



DHS, DFCS, Office of Provider Management

Performance-Based Placement Measures

RBWO Provider GA+SCORECARD - CPA



Report Quarter: Q1 FY2020

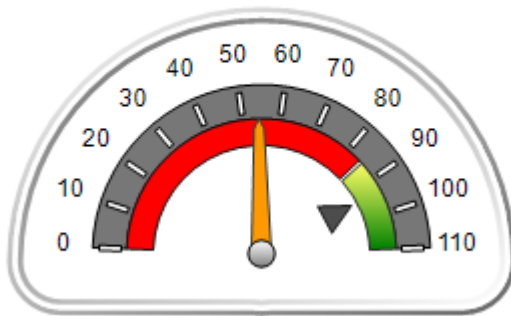
Provider/Program Name: Haven Foster Care - (5342) - CPA

821 Pavillion Ct., McDonough, GA 30253	Quarterly Scores (Grades)		Current Quarter Score (Grade)
Phone: 678-873-6640	Q1: 54.29 (F)	Q2: N/A	54.29% (F)
Vendor ID# 158168	Q3: N/A	Q4: N/A	
# New Foster Homes During Quarter: 0	# Children in Care During Quarter: 7	# Placements During Quarter: 7	# Children in Care On Last Day: 4

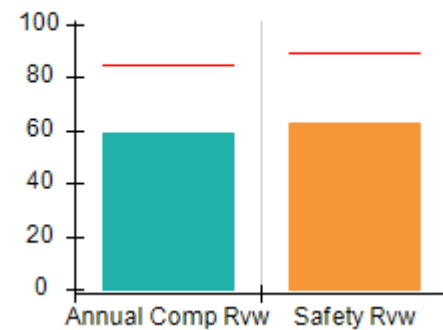
Quarterly Provider Comparisons to All CPAs

— indicates average for all CPAs

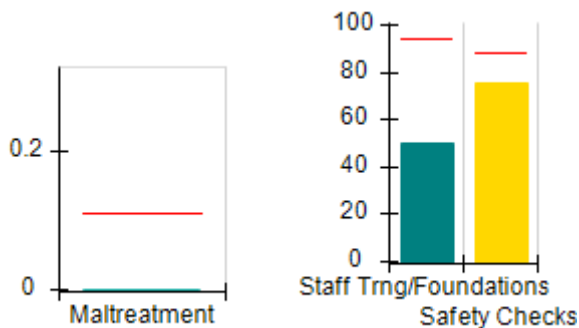
Overall Score (%)



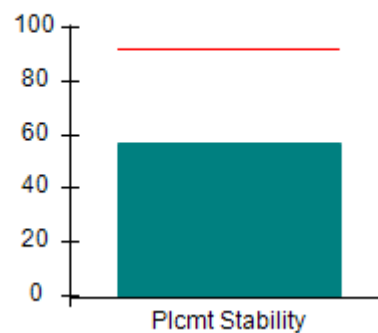
OPM Monitoring Reviews (%)



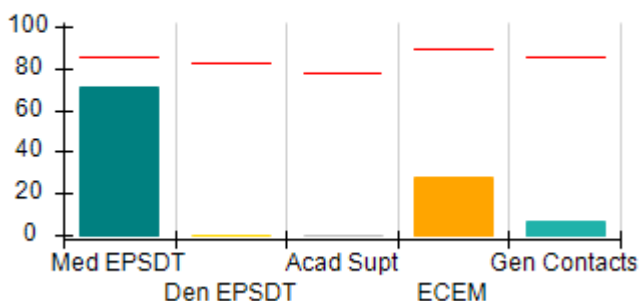
Safety Outcomes (%)



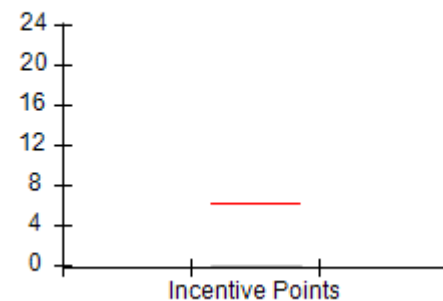
Permanency Outcomes (%)



Well-Being Outcomes (%)



Incentives Earned (Points)





DHS, DFCS, Office of Provider Management
Performance-Based Placement Measures
RBWO Provider GA+SCORECARD - CPA
 Report Quarter: Q1 FY2020



Provider/Program Name: Haven Foster Care - (5342) - CPA

821 Pavillion Ct., McDonough, GA 30253	Quarterly Scores (Grades)		Current Quarter Score (Grade)
Phone: 678-873-6640	Q1: 54.29 (F)	Q2: N/A	54.29% (F)
Vendor ID# 158168	Q3: N/A	Q4: N/A	

# New Foster Homes During Quarter: 0	# Children in Care During Quarter: 7	# Placements During Quarter: 7	# Children in Care On Last Day: 4
--------------------------------------	--------------------------------------	--------------------------------	-----------------------------------

	Avg Performance All CPAs (%)	Provider Performance (%)*	Possible Points (Weight)	Provider Points Earned
--	------------------------------	---------------------------	--------------------------	------------------------

OPM Monitoring Reviews

Annual Comprehensive Reviews	84%	59%	25	14.77
Safety Reviews	89%	63%	15	9.43
Monitoring Sub-Total			40	24.20

CPA Safety Outcomes

Incidence of Maltreatment	0.11%	No Substantiated Reports	10	10.00
Staff Training	94%	50%	5	2.50
Staff Safety Checks	88%	75%	5	3.75
Safety Sub-Total			20	16.25

CPA Permanency Outcomes

Placement Stability	92%	57%	15	8.55
Permanency Sub-Total			15	8.55

CPA Well-Being Outcomes

EPSDT Medical Visits	85%	71%	4	2.84
EPSDT Dental Visits	83%	0%	4	0.00
Academic Supports	78%	0%	3	0.00
Provider ECEM Visits	89%	28%	7	1.96
Provider General Contacts	85%	7%	7	0.49
Placements with Siblings	68%	100%	Not Scored	Not Scored
Placements within Legal County	14%	Not Eligible	Not Scored	Not Scored
Well-Being Sub-Total			25	5.29

*Performance calculation descriptions can be found in the FY 2019 RBWO PBP Measurements and Standards Guide.

Monitoring & Outcomes: Possible Points = 100	Points Earned: 54.29
Score Before Incentives Credit	54.29%
Incentives Awarded	0.00 pts
PBP Verification	N/A pts
Total Score	54.29%



DHS, DFCS, Office of Provider Management
Performance-Based Placement Measures
RBWO Provider GA+SCORECARD - CPA
Report Quarter: Q1 FY2020



Provider/Program Name: Haven Foster Care - (5342) - CPA

# New Foster Homes During Quarter: 0		# Children in Care During Quarter: 7	# Placements During Quarter: 7	# Children in Care On Last Day: 4
CPA Incentive Credits	Avg Performance All CPAs (%)	Provider Performance (%)*	Possible Points (Weight)	Provider Points Earned
Early EPSDT Medical Visits		0%	2	0.00
Early EPSDT Dental Visits		0%	2	0.00
Permanency Contacts		None Planned	5	
Additional Academic Supports		0%	2	0.00
HS Grad/GED/Prof or Trade Certificate/College		N/A	10/5/5/1	
EYSS Agreement		Not Eligible	5	
Community Connections		0%	4	0.00
Foster Hm Retention Rate (threshold = 90)		Not Eligible	2	0.00
Foster Hm Recruitment (threshold = 100)		0%	2	0.00
Active Agency Accreditation		0%	4	0.00
Staff Clinical Licensure		0%	5	0.00
Incentives Total	6.21			0.00
Maximum total combined incentive credit allowed is 10 points.			Incentives Awarded	0.00

*Performance calculation descriptions can be found in the FY 2019 RBWO PBP Measurements and Standards Guide.

Child Protective Services Investigations and Dispositions

The following investigations data, which is not used for scoring but is considered significant to a provider's performance, is from Georgia SHINES and is not considered final or complete until the end of the fiscal year.

Total Reports:	0	
Number Screened In:	0	
Number Screened Out:	0	
Number Substantiated:	0	
Number Unsubstantiated:	0	
Number Active CPS Investigations:	0	



DHS, DFCS, Office of Provider Management

Performance-Based Placement Measures

RBWO Provider GA+SCORECARD - CPA



Report Quarter: Q1 FY2020

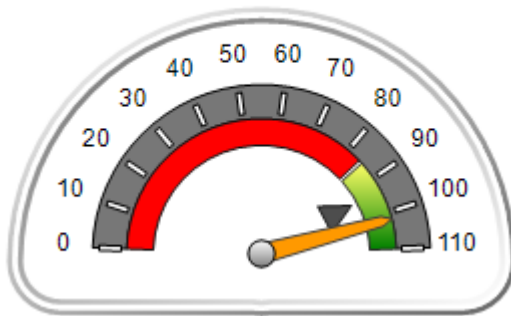
Provider/Program Name: Health Connect America, Inc. - (5374) - CPA

100 Glendalough Ct., Tyrone, GA 30290	Quarterly Scores (Grades)		Current Quarter Score (Grade)
Phone: 770-683-9375	Q1: 101.92 (A+)	Q2: N/A	101.92% (A+)
Vendor ID# 161999	Q3: N/A	Q4: N/A	
# New Foster Homes During Quarter: 5	# Children in Care During Quarter: 3	# Placements During Quarter: 3	# Children in Care On Last Day: 3

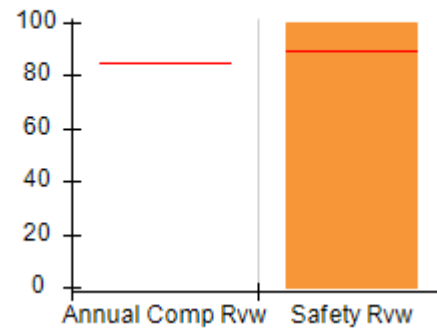
Quarterly Provider Comparisons to All CPAs

▼ — indicates average for all CPAs

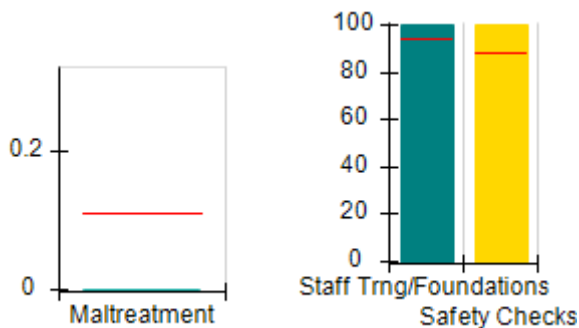
Overall Score (%)



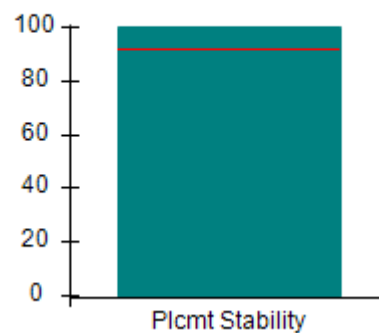
OPM Monitoring Reviews (%)



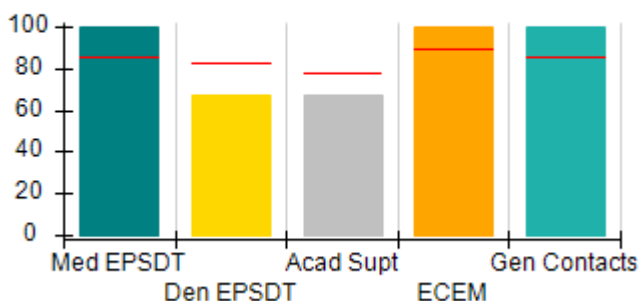
Safety Outcomes (%)



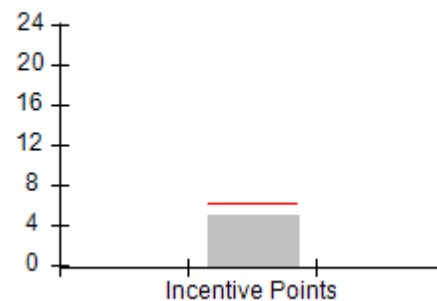
Permanency Outcomes (%)



Well-Being Outcomes (%)



Incentives Earned (Points)





DHS, DFCS, Office of Provider Management
Performance-Based Placement Measures
RBWO Provider GA+SCORECARD - CPA
 Report Quarter: Q1 FY2020



Provider/Program Name: Health Connect America, Inc. - (5374) - CPA

100 Glendalough Ct., Tyrone, GA 30290	Quarterly Scores (Grades)		Current Quarter Score (Grade)
Phone: 770-683-9375	Q1: 101.92 (A+)	Q2: N/A	101.92% (A+)
Vendor ID# 161999	Q3: N/A	Q4: N/A	

# New Foster Homes During Quarter: 5	# Children in Care During Quarter: 3	# Placements During Quarter: 3	# Children in Care On Last Day: 3
--------------------------------------	--------------------------------------	--------------------------------	-----------------------------------

	Avg Performance All CPAs (%)	Provider Performance (%)*	Possible Points (Weight)	Provider Points Earned
--	------------------------------	---------------------------	--------------------------	------------------------

OPM Monitoring Reviews

Annual Comprehensive Reviews	84%	Not Yet Conducted		
Safety Reviews	89%	100%	15	15.00
Monitoring Sub-Total			15	15.00

CPA Safety Outcomes

Incidence of Maltreatment	0.11%	No Substantiated Reports	10	10.00
Staff Training	94%	100%	5	5.00
Staff Safety Checks	88%	100%	5	5.00
Safety Sub-Total			20	20.00

CPA Permanency Outcomes

Placement Stability	92%	100%	15	15.00
Permanency Sub-Total			15	15.00

CPA Well-Being Outcomes

EPSDT Medical Visits	85%	100%	4	4.00
EPSDT Dental Visits	83%	67%	4	2.68
Academic Supports	78%	67%	3	2.01
Provider ECEM Visits	89%	100%	7	7.00
Provider General Contacts	85%	100%	7	7.00
Placements with Siblings	68%	Not Eligible	Not Scored	Not Scored
Placements within Legal County	14%	0%	Not Scored	Not Scored
Well-Being Sub-Total			25	22.69

*Performance calculation descriptions can be found in the FY 2019 RBWO PBP Measurements and Standards Guide.

Monitoring & Outcomes: Possible Points = 75	Points Earned: 72.69
Score Before Incentives Credit	96.92%
Incentives Awarded	5.00 pts
PBP Verification	N/A pts
Total Score	101.92%



DHS, DFCS, Office of Provider Management
Performance-Based Placement Measures
RBWO Provider GA+SCORECARD - CPA
Report Quarter: Q1 FY2020



Provider/Program Name: Health Connect America, Inc. - (5374) - CPA

# New Foster Homes During Quarter: 5		# Children in Care During Quarter: 3	# Placements During Quarter: 3	# Children in Care On Last Day: 3
CPA Incentive Credits	Avg Performance All CPAs (%)	Provider Performance (%)*	Possible Points (Weight)	Provider Points Earned
Early EPSDT Medical Visits		Not Eligible	2	
Early EPSDT Dental Visits		0%	2	0.00
Permanency Contacts		None Planned	5	
Additional Academic Supports		0%	2	0.00
HS Grad/GED/Prof or Trade Certificate/College		N/A	10/5/5/1	
EYSS Agreement		Not Eligible	5	
Community Connections		0%	4	0.00
Foster Hm Retention Rate (threshold = 90)		50%	2	0.00
Foster Hm Recruitment (threshold = 100)		400%	2	2.00
Active Agency Accreditation		50%	4	2.00
Staff Clinical Licensure		20%	5	1.00
Incentives Total	6.21			5.00
Maximum total combined incentive credit allowed is 10 points.			Incentives Awarded	5.00

*Performance calculation descriptions can be found in the FY 2019 RBWO PBP Measurements and Standards Guide.

Child Protective Services Investigations and Dispositions

The following investigations data, which is not used for scoring but is considered significant to a provider's performance, is from Georgia SHINES and is not considered final or complete until the end of the fiscal year.

Total Reports:	0	
Number Screened In:	0	
Number Screened Out:	0	
Number Substantiated:	0	
Number Unsubstantiated:	0	
Number Active CPS Investigations:	0	

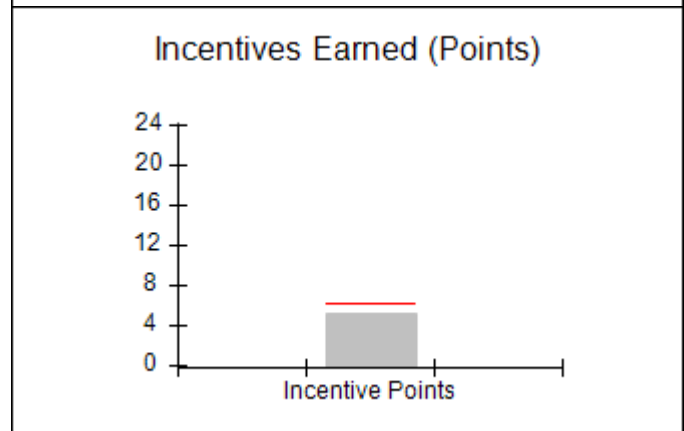
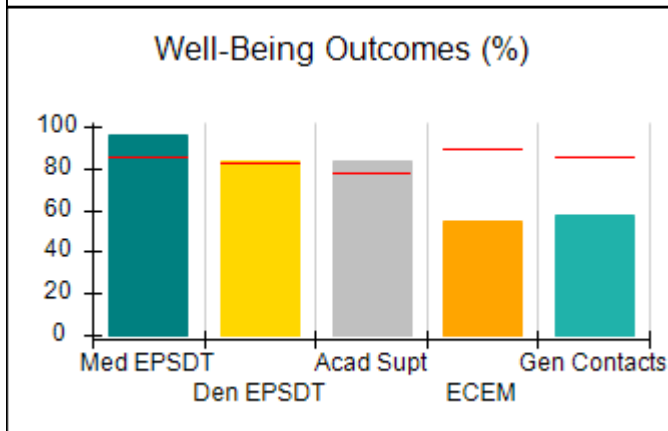
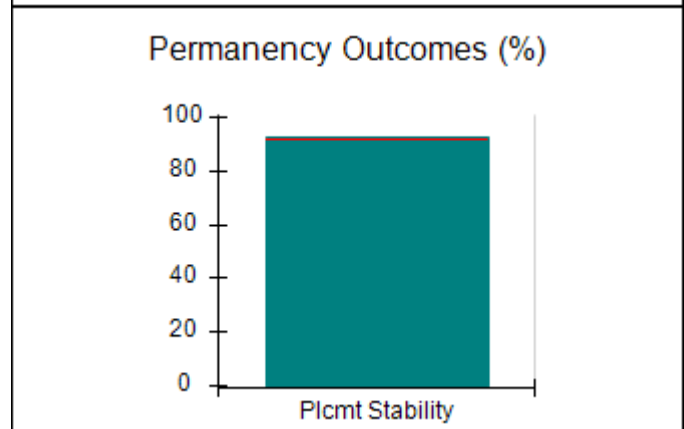
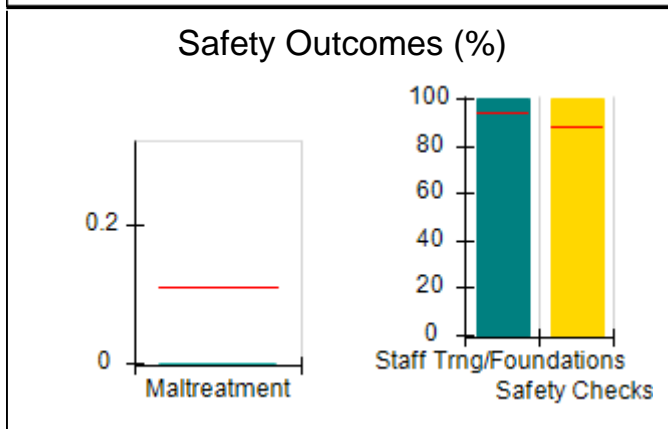
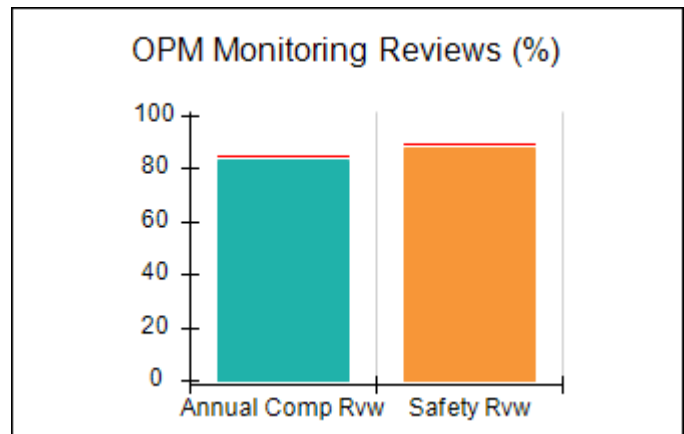
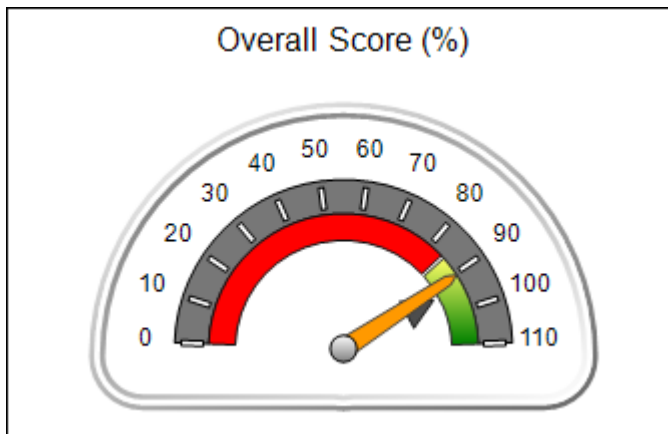


DHS, DFCS, Office of Provider Management
Performance-Based Placement Measures
RBWO Provider GA+SCORECARD - CPA
 Report Quarter: Q1 FY2020



Provider/Program Name: Hillside - Connections Program (700) - CPA			
690 Courtenay Dr., NE, Atlanta, GA 30306	Quarterly Scores (Grades)		Current Quarter Score (Grade)
Phone: 404-875-4551	Q1: 90.60 (A-)	Q2: N/A	90.60% (A-)
Vendor ID# 35415	Q3: N/A	Q4: N/A	
# New Foster Homes During Quarter: 0	# Children in Care During Quarter: 30	# Placements During Quarter: 32	# Children in Care On Last Day: 25
Quarterly Provider Comparisons to All CPAs			

▼ — indicates average for all CPAs





DHS, DFCS, Office of Provider Management
Performance-Based Placement Measures
RBWO Provider GA+SCORECARD - CPA
Report Quarter: Q1 FY2020



Provider/Program Name: Hillside - Connections Program (700) - CPA				
690 Courtenay Dr., NE, Atlanta, GA 30306	Quarterly Scores (Grades)		Current Quarter Score (Grade)	
Phone: 404-875-4551	Q1: 90.60 (A-)	Q2: N/A	90.60% (A-)	
Vendor ID# 35415	Q3: N/A	Q4: N/A		
# New Foster Homes During Quarter: 0	# Children in Care During Quarter: 30	# Placements During Quarter: 32	# Children in Care On Last Day: 25	
	Avg Performance All CPAs (%)	Provider Performance (%)*	Possible Points (Weight)	Provider Points Earned
OPM Monitoring Reviews				
Annual Comprehensive Reviews	84%	83%	25	20.78
Safety Reviews	89%	88%	15	13.13
Monitoring Sub-Total			40	33.91
CPA Safety Outcomes				
Incidence of Maltreatment	0.11%	No Substantiated Reports	10	10.00
Staff Training	94%	100%	5	5.00
Staff Safety Checks	88%	100%	5	5.00
Safety Sub-Total			20	20.00
CPA Permanency Outcomes				
Placement Stability	92%	93%	15	13.95
Permanency Sub-Total			15	13.95
CPA Well-Being Outcomes				
EPSDT Medical Visits	85%	96%	4	3.84
EPSDT Dental Visits	83%	83%	4	3.32
Academic Supports	78%	83%	3	2.49
Provider ECEM Visits	89%	55%	7	3.85
Provider General Contacts	85%	58%	7	4.06
Placements with Siblings	68%	49%	Not Scored	Not Scored
Placements within Legal County	14%	17%	Not Scored	Not Scored
Well-Being Sub-Total			25	17.56
*Performance calculation descriptions can be found in the FY 2019 RBWO PBP Measurements and Standards Guide.				
Monitoring & Outcomes: Possible Points = 100			Points Earned: 85.42	
Score Before Incentives Credit			85.42%	
Incentives Awarded			5.18 pts	
PBP Verification			N/A pts	
Total Score			90.60%	



DHS, DFCS, Office of Provider Management
Performance-Based Placement Measures
RBWO Provider GA+SCORECARD - CPA
Report Quarter: Q1 FY2020



Provider/Program Name: Hillside - Connections Program (700) - CPA

# New Foster Homes During Quarter: 0		# Children in Care During Quarter: 30	# Placements During Quarter: 32	# Children in Care On Last Day: 25
CPA Incentive Credits	Avg Performance All CPAs (%)	Provider Performance (%)*	Possible Points (Weight)	Provider Points Earned
Early EPSDT Medical Visits		Not Eligible	2	
Early EPSDT Dental Visits		43%	2	0.86
Permanency Contacts		0%	5	0.00
Additional Academic Supports		18%	2	0.36
HS Grad/GED/Prof or Trade Certificate/College		N/A	10/5/5/1	
EYSS Agreement		Not Eligible	5	
Community Connections		24%	4	0.96
Foster Hm Retention Rate (threshold = 90)		54%	2	0.00
Foster Hm Recruitment (threshold = 100)		33%	2	0.00
Active Agency Accreditation		50%	4	2.00
Staff Clinical Licensure		20%	5	1.00
Incentives Total	6.21			5.18
Maximum total combined incentive credit allowed is 10 points.			Incentives Awarded	5.18

*Performance calculation descriptions can be found in the FY 2019 RBWO PBP Measurements and Standards Guide.

Child Protective Services Investigations and Dispositions

The following investigations data, which is not used for scoring but is considered significant to a provider's performance, is from Georgia SHINES and is not considered final or complete until the end of the fiscal year.

Total Reports:	1
Number Screened In:	1
Number Screened Out:	0
Number Substantiated:	0
Number Unsubstantiated:	1
Number Active CPS Investigations:	0



DHS, DFCS, Office of Provider Management

Performance-Based Placement Measures

RBWO Provider GA+SCORECARD - CPA



Report Quarter: Q1 FY2020

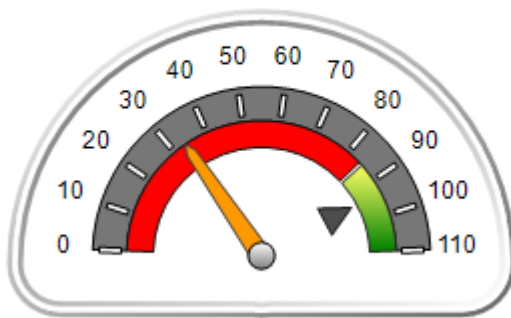
Provider/Program Name: House of Restoration and Rehabilitation, Inc. - (5381) - CPA

537 Moreland Ave. SE, Atlanta, GA 30316	Quarterly Scores (Grades)		Current Quarter Score (Grade)
Phone: 404-662-9798	Q1: 33.50 (F)	Q2: N/A	33.50% (F)
Vendor ID# 161877	Q3: N/A	Q4: N/A	
# New Foster Homes During Quarter: 0	# Children in Care During Quarter: 0	# Placements During Quarter: 0	# Children in Care On Last Day: 0

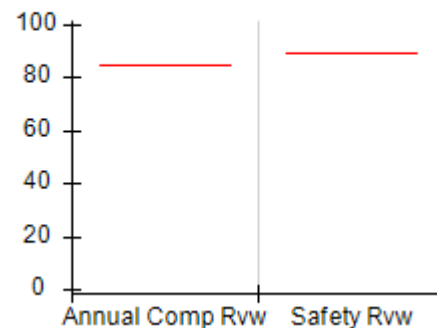
Quarterly Provider Comparisons to All CPAs

▼ — indicates average for all CPAs

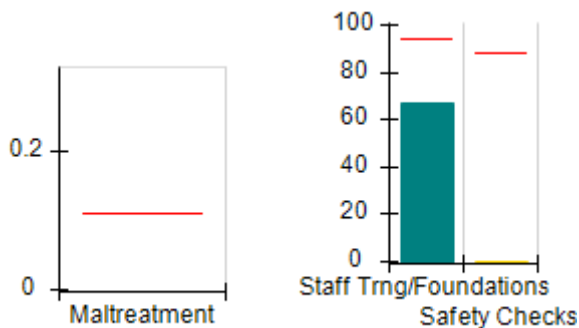
Overall Score (%)



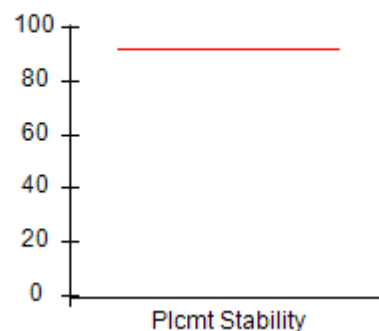
OPM Monitoring Reviews (%)



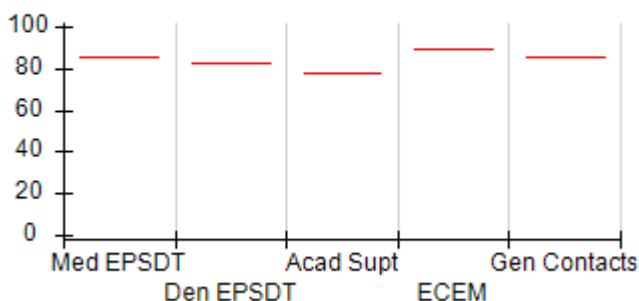
Safety Outcomes (%)




Permanency Outcomes (%)



Well-Being Outcomes (%)



Incentives Earned (Points)





DHS, DFCS, Office of Provider Management
Performance-Based Placement Measures
RBWO Provider GA+SCORECARD - CPA
Report Quarter: Q1 FY2020



Provider/Program Name: House of Restoration and Rehabilitation, Inc. - (5381) - CPA				
537 Moreland Ave. SE, Atlanta, GA 30316		Quarterly Scores (Grades)		Current Quarter Score (Grade)
Phone: 404-662-9798		Q1: 33.50 (F)	Q2: N/A	33.50% (F)
Vendor ID# 161877		Q3: N/A	Q4: N/A	
# New Foster Homes During Quarter: 0		# Children in Care During Quarter: 0	# Placements During Quarter: 0	# Children in Care On Last Day: 0
	Avg Performance All CPAs (%)	Provider Performance (%)*	Possible Points (Weight)	Provider Points Earned
OPM Monitoring Reviews				
Annual Comprehensive Reviews	84%	Not Yet Conducted		
Safety Reviews	89%	Not Yet Conducted		
Monitoring Sub-Total				0.00
CPA Safety Outcomes				
Incidence of Maltreatment	0.11%	Not Eligible		
Staff Training	94%	67%	10	6.70
Staff Safety Checks	88%	0%	10	0.00
Safety Sub-Total			20	6.70
CPA Permanency Outcomes				
Placement Stability	92%	Not Eligible		
Permanency Sub-Total			N/A	
CPA Well-Being Outcomes				
EPSDT Medical Visits	85%	Not Eligible		
EPSDT Dental Visits	83%	Not Eligible		
Academic Supports	78%	Not Eligible		
Provider ECEM Visits	89%	Not Eligible		
Provider General Contacts	85%	Not Eligible		
Placements with Siblings	68%	Not Eligible	Not Scored	Not Scored
Placements within Legal County	14%	Not Eligible	Not Scored	Not Scored
Well-Being Sub-Total			N/A	

*Performance calculation descriptions can be found in the FY 2019 RBWO PBP Measurements and Standards Guide.

Monitoring & Outcomes: Possible Points = 20		Points Earned: 06.70	
Score Before Incentives Credit			33.50%
Incentives Awarded			0.00 pts
PBP Verification			N/A pts
Total Score			33.50%



DHS, DFCS, Office of Provider Management
Performance-Based Placement Measures
RBWO Provider GA+SCORECARD - CPA
Report Quarter: Q1 FY2020



Provider/Program Name: House of Restoration and Rehabilitation, Inc. - (5381) - CPA

# New Foster Homes During Quarter: 0		# Children in Care During Quarter: 0	# Placements During Quarter: 0	# Children in Care On Last Day: 0
CPA Incentive Credits	Avg Performance All CPAs (%)	Provider Performance (%)*	Possible Points (Weight)	Provider Points Earned
Early EPSDT Medical Visits		Not Eligible	2	
Early EPSDT Dental Visits		Not Eligible	2	
Permanency Contacts		None Planned	5	
Additional Academic Supports		Not Eligible	2	
HS Grad/GED/Prof or Trade Certificate/College		N/A	10/5/5/1	
EYSS Agreement		Not Eligible	5	
Community Connections		Not Eligible	4	
Foster Hm Retention Rate (threshold = 90)		Not Eligible	2	0.00
Foster Hm Recruitment (threshold = 100)		0%	2	0.00
Active Agency Accreditation		0%	4	0.00
Staff Clinical Licensure		0%	5	0.00
Incentives Total	6.21			0.00
Maximum total combined incentive credit allowed is 10 points.			Incentives Awarded	0.00

*Performance calculation descriptions can be found in the FY 2019 RBWO PBP Measurements and Standards Guide.

Child Protective Services Investigations and Dispositions

The following investigations data, which is not used for scoring but is considered significant to a provider's performance, is from Georgia SHINES and is not considered final or complete until the end of the fiscal year.

Total Reports:	0	
Number Screened In:	0	
Number Screened Out:	0	
Number Substantiated:	0	
Number Unsubstantiated:	0	
Number Active CPS Investigations:	0	



DHS, DFCS, Office of Provider Management

Performance-Based Placement Measures

RBWO Provider GA+SCORECARD - CPA



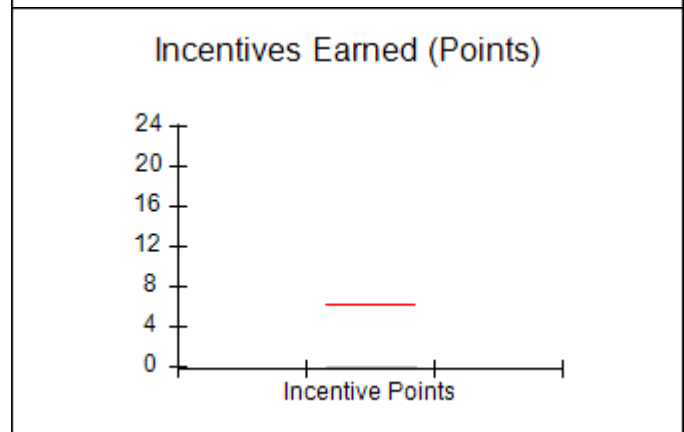
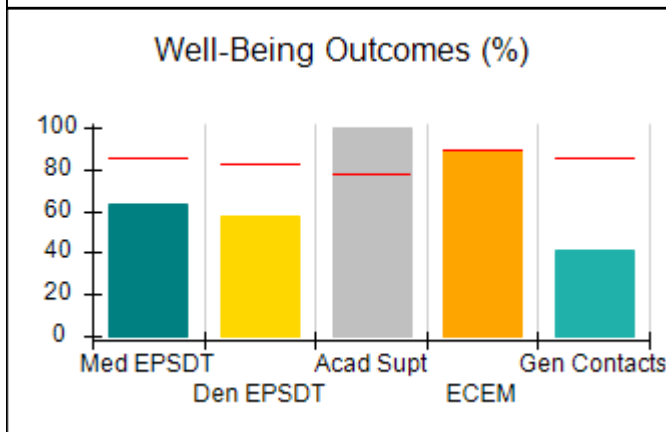
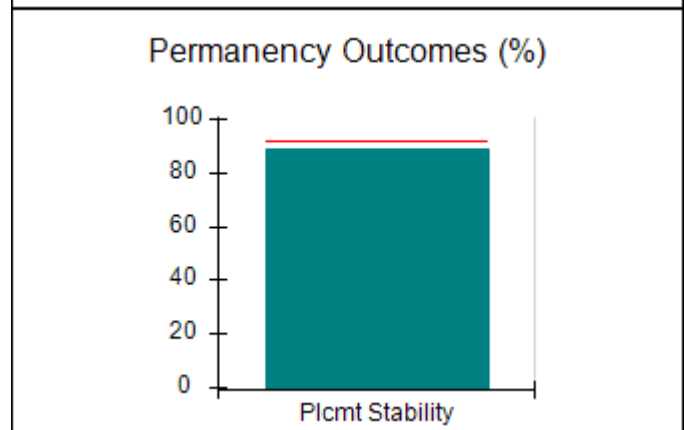
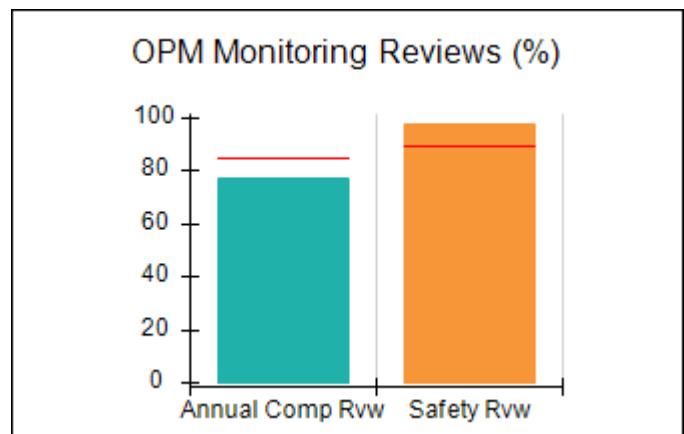
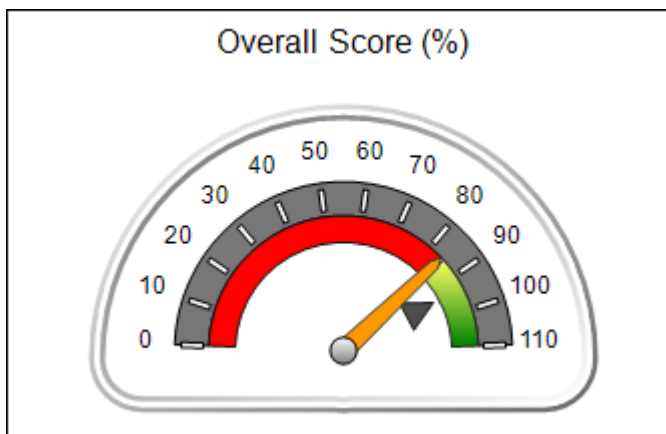
Report Quarter: Q1 FY2020

Provider/Program Name: Inspiritus, Inc. (formerly Lutheran Services of GA) - Atlanta (728) - CPA

230 Peachtree Street NW , Atlanta, GA 30303-1526	Quarterly Scores (Grades)		Current Quarter Score (Grade)
Phone: 404-591-7035	Q1: 84.12 (B)	Q2: N/A	84.12% (B)
Vendor ID# 35451	Q3: N/A	Q4: N/A	
# New Foster Homes During Quarter: 0	# Children in Care During Quarter: 19	# Placements During Quarter: 20	# Children in Care On Last Day: 18

Quarterly Provider Comparisons to All CPAs

▼ — indicates average for all CPAs





DHS, DFCS, Office of Provider Management
Performance-Based Placement Measures
RBWO Provider GA+SCORECARD - CPA



Report Quarter: Q1 FY2020

Provider/Program Name: Inspiritus, Inc. (formerly Lutheran Services of GA) - Atlanta (728) - CPA				
230 Peachtree Street NW , Atlanta, GA 30303-1526		Quarterly Scores (Grades)		Current Quarter Score (Grade)
Phone: 404-591-7035		Q1: 84.12 (B)	Q2: N/A	84.12% (B)
Vendor ID# 35451		Q3: N/A	Q4: N/A	
# New Foster Homes During Quarter: 0		# Children in Care During Quarter: 19	# Placements During Quarter: 20	# Children in Care On Last Day: 18
	Avg Performance All CPAs (%)	Provider Performance (%)*	Possible Points (Weight)	Provider Points Earned
OPM Monitoring Reviews				
Annual Comprehensive Reviews	84%	77%	25	19.21
Safety Reviews	89%	98%	15	14.63
Monitoring Sub-Total			40	33.83
CPA Safety Outcomes				
Incidence of Maltreatment	0.11%	No Substantiated Reports	10	10.00
Staff Training	94%	100%	5	5.00
Staff Safety Checks	88%	100%	5	5.00
Safety Sub-Total			20	20.00
CPA Permanency Outcomes				
Placement Stability	92%	89%	15	13.35
Permanency Sub-Total			15	13.35
CPA Well-Being Outcomes				
EPSDT Medical Visits	85%	63%	4	2.52
EPSDT Dental Visits	83%	58%	4	2.32
Academic Supports	78%	100%	3	3.00
Provider ECEM Visits	89%	89%	7	6.23
Provider General Contacts	85%	41%	7	2.87
Placements with Siblings	68%	89%	Not Scored	Not Scored
Placements within Legal County	14%	0%	Not Scored	Not Scored
Well-Being Sub-Total			25	16.94
*Performance calculation descriptions can be found in the FY 2019 RBWO PBP Measurements and Standards Guide.				
Monitoring & Outcomes: Possible Points = 100			Points Earned: 84.12	
Score Before Incentives Credit			84.12%	
Incentives Awarded			0.00 pts	
PBP Verification			N/A pts	
Total Score			84.12%	



DHS, DFCS, Office of Provider Management
Performance-Based Placement Measures
RBWO Provider GA+SCORECARD - CPA



Report Quarter: Q1 FY2020

Provider/Program Name: Inspiritus, Inc. (formerly Lutheran Services of GA) - Atlanta (728) - CPA

# New Foster Homes During Quarter: 0		# Children in Care During Quarter: 19	# Placements During Quarter: 20	# Children in Care On Last Day: 18
CPA Incentive Credits	Avg Performance All CPAs (%)	Provider Performance (%)*	Possible Points (Weight)	Provider Points Earned
Early EPSDT Medical Visits		0%	2	0.00
Early EPSDT Dental Visits		0%	2	0.00
Permanency Contacts		None Planned	5	
Additional Academic Supports		0%	2	0.00
HS Grad/GED/Prof or Trade Certificate/College		N/A	10/5/5/1	
EYSS Agreement		Not Eligible	5	
Community Connections		0%	4	0.00
Foster Hm Retention Rate (threshold = 90)		83%	2	0.00
Foster Hm Recruitment (threshold = 100)		0%	2	0.00
Active Agency Accreditation		0%	4	0.00
Staff Clinical Licensure		0%	5	0.00
Incentives Total	6.21			0.00
Maximum total combined incentive credit allowed is 10 points.			Incentives Awarded	0.00

*Performance calculation descriptions can be found in the FY 2019 RBWO PBP Measurements and Standards Guide.

Child Protective Services Investigations and Dispositions

The following investigations data, which is not used for scoring but is considered significant to a provider's performance, is from Georgia SHINES and is not considered final or complete until the end of the fiscal year.

Total Reports:	0
Number Screened In:	0
Number Screened Out:	0
Number Substantiated:	0
Number Unsubstantiated:	0
Number Active CPS Investigations:	0



DHS, DFCS, Office of Provider Management
Performance-Based Placement Measures
RBWO Provider GA+SCORECARD - CPA



Report Quarter: Q1 FY2020

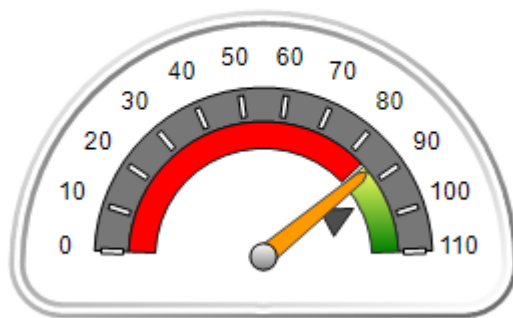
Provider/Program Name: Inspiritus, Inc. (formerly Lutheran Services of GA) - Rome (4381) - CPA

202 E 3rd Ave, Rome, GA 30161	Quarterly Scores (Grades)		Current Quarter Score (Grade)
Phone: 706-512-1185	Q1: 86.68 (B)	Q2: N/A	86.68% (B)
Vendor ID# 62037	Q3: N/A	Q4: N/A	
# New Foster Homes During Quarter: 0	# Children in Care During Quarter: 17	# Placements During Quarter: 17	# Children in Care On Last Day: 4

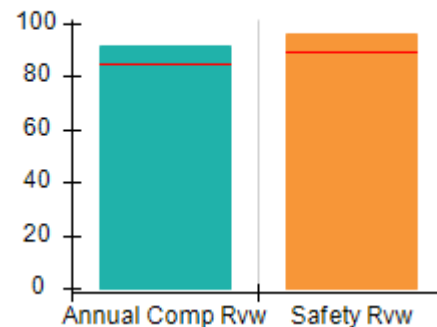
Quarterly Provider Comparisons to All CPAs

▼ — indicates average for all CPAs

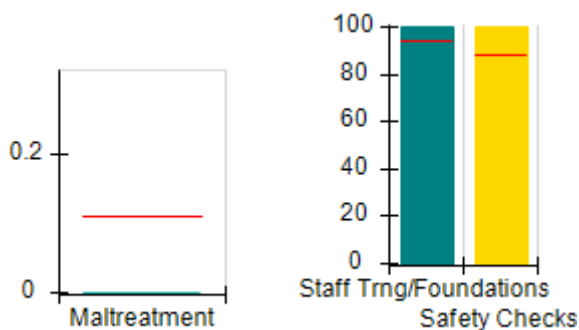
Overall Score (%)



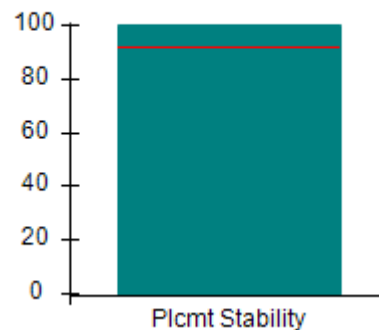
OPM Monitoring Reviews (%)



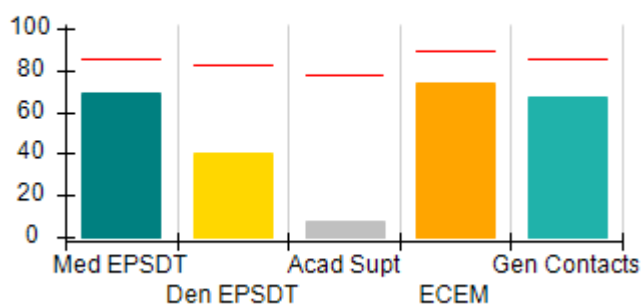
Safety Outcomes (%)




Permanency Outcomes (%)



Well-Being Outcomes (%)



Incentives Earned (Points)





DHS, DFCS, Office of Provider Management
Performance-Based Placement Measures
RBWO Provider GA+SCORECARD - CPA



Report Quarter: Q1 FY2020

Provider/Program Name: Inspiritus, Inc. (formerly Lutheran Services of GA) - Rome (4381) - CPA				
202 E 3rd Ave, Rome, GA 30161		Quarterly Scores (Grades)		Current Quarter Score (Grade)
Phone: 706-512-1185		Q1: 86.68 (B)	Q2: N/A	86.68% (B)
Vendor ID# 62037		Q3: N/A	Q4: N/A	
# New Foster Homes During Quarter: 0		# Children in Care During Quarter: 17	# Placements During Quarter: 17	# Children in Care On Last Day: 4
	Avg Performance All CPAs (%)	Provider Performance (%)*	Possible Points (Weight)	Provider Points Earned
OPM Monitoring Reviews				
Annual Comprehensive Reviews	84%	91%	25	22.77
Safety Reviews	89%	96%	15	14.44
Monitoring Sub-Total			40	37.21
CPA Safety Outcomes				
Incidence of Maltreatment	0.11%	No Substantiated Reports	10	10.00
Staff Training	94%	100%	5	5.00
Staff Safety Checks	88%	100%	5	5.00
Safety Sub-Total			20	20.00
CPA Permanency Outcomes				
Placement Stability	92%	100%	15	15.00
Permanency Sub-Total			15	15.00
CPA Well-Being Outcomes				
EPSDT Medical Visits	85%	69%	4	2.76
EPSDT Dental Visits	83%	40%	4	1.60
Academic Supports	78%	8%	3	0.24
Provider ECEM Visits	89%	74%	7	5.18
Provider General Contacts	85%	67%	7	4.69
Placements with Siblings	68%	100%	Not Scored	Not Scored
Placements within Legal County	14%	0%	Not Scored	Not Scored
Well-Being Sub-Total			25	14.47
*Performance calculation descriptions can be found in the FY 2019 RBWO PBP Measurements and Standards Guide.				
Monitoring & Outcomes: Possible Points = 100			Points Earned: 86.68	
Score Before Incentives Credit			86.68%	
Incentives Awarded			0.00 pts	
PBP Verification			N/A pts	
Total Score			86.68%	



DHS, DFCS, Office of Provider Management
Performance-Based Placement Measures
RBWO Provider GA+SCORECARD - CPA



Report Quarter: Q1 FY2020

Provider/Program Name: Inspiritus, Inc. (formerly Lutheran Services of GA) - Rome (4381) - CPA

# New Foster Homes During Quarter: 0		# Children in Care During Quarter: 17	# Placements During Quarter: 17	# Children in Care On Last Day: 4
CPA Incentive Credits	Avg Performance All CPAs (%)	Provider Performance (%)*	Possible Points (Weight)	Provider Points Earned
Early EPSDT Medical Visits		0%	2	0.00
Early EPSDT Dental Visits		0%	2	0.00
Permanency Contacts		0%	5	0.00
Additional Academic Supports		0%	2	0.00
HS Grad/GED/Prof or Trade Certificate/College		N/A	10/5/5/1	
EYSS Agreement		Not Eligible	5	
Community Connections		0%	4	0.00
Foster Hm Retention Rate (threshold = 90)		13%	2	0.00
Foster Hm Recruitment (threshold = 100)		0%	2	0.00
Active Agency Accreditation		0%	4	0.00
Staff Clinical Licensure		0%	5	0.00
Incentives Total	6.21			0.00
Maximum total combined incentive credit allowed is 10 points.			Incentives Awarded	0.00

*Performance calculation descriptions can be found in the FY 2019 RBWO PBP Measurements and Standards Guide.

Child Protective Services Investigations and Dispositions

The following investigations data, which is not used for scoring but is considered significant to a provider's performance, is from Georgia SHINES and is not considered final or complete until the end of the fiscal year.

Total Reports:	0
Number Screened In:	0
Number Screened Out:	0
Number Substantiated:	0
Number Unsubstantiated:	0
Number Active CPS Investigations:	0



DHS, DFCS, Office of Provider Management

Performance-Based Placement Measures

RBWO Provider GA+SCORECARD - CPA



Report Quarter: Q1 FY2020

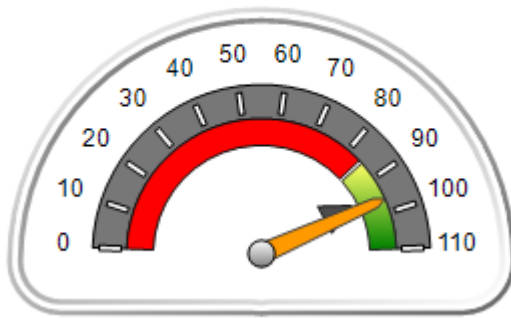
Provider/Program Name: Integrated Health Center Corp - (5337) - CPA

1400 Buford Hwy, Sugar Hill, GA 30518	Quarterly Scores (Grades)		Current Quarter Score (Grade)
Phone: 470-326-5750	Q1: 96.30 (A)	Q2: N/A	96.30% (A)
Vendor ID# 157127	Q3: N/A	Q4: N/A	
# New Foster Homes During Quarter: 3	# Children in Care During Quarter: 38	# Placements During Quarter: 41	# Children in Care On Last Day: 30

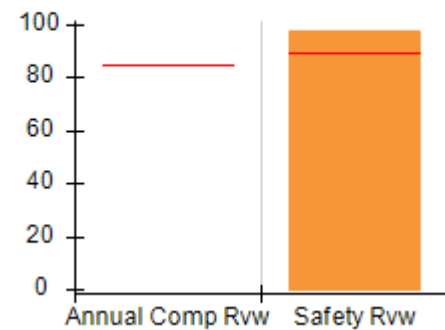
Quarterly Provider Comparisons to All CPAs

▼ — indicates average for all CPAs

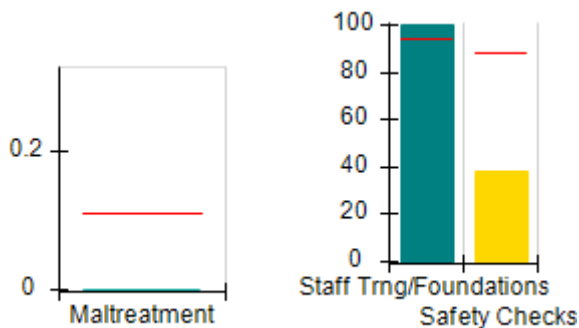
Overall Score (%)



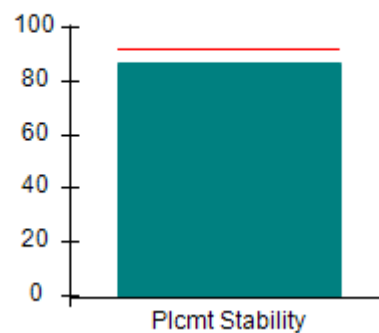
OPM Monitoring Reviews (%)



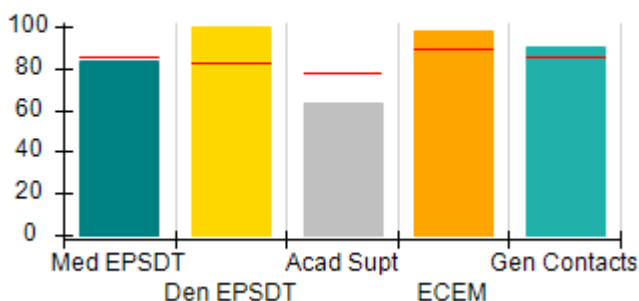
Safety Outcomes (%)



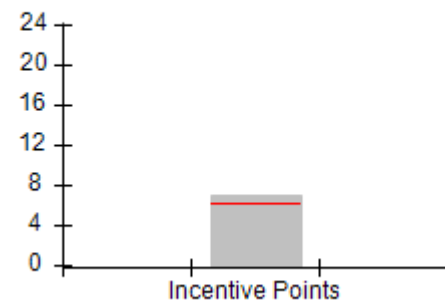
Permanency Outcomes (%)



Well-Being Outcomes (%)



Incentives Earned (Points)





DHS, DFCS, Office of Provider Management
Performance-Based Placement Measures
RBWO Provider GA+SCORECARD - CPA
Report Quarter: Q1 FY2020



Provider/Program Name: Integrated Health Center Corp - (5337) - CPA

1400 Buford Hwy, Sugar Hill, GA 30518	Quarterly Scores (Grades)		Current Quarter Score (Grade)
Phone: 470-326-5750	Q1: 96.30 (A)	Q2: N/A	96.30% (A)
Vendor ID# 157127	Q3: N/A	Q4: N/A	

# New Foster Homes During Quarter: 3	# Children in Care During Quarter: 38	# Placements During Quarter: 41	# Children in Care On Last Day: 30
--------------------------------------	---------------------------------------	---------------------------------	------------------------------------

	Avg Performance All CPAs (%)	Provider Performance (%)*	Possible Points (Weight)	Provider Points Earned
--	------------------------------	---------------------------	--------------------------	------------------------

OPM Monitoring Reviews

Annual Comprehensive Reviews	84%	Not Yet Conducted		
Safety Reviews	89%	98%	15	14.63
Monitoring Sub-Total			15	14.63

CPA Safety Outcomes

Incidence of Maltreatment	0.11%	No Substantiated Reports	10	10.00
Staff Training	94%	100%	5	5.00
Staff Safety Checks	88%	38%	5	1.90
Safety Sub-Total			20	16.90

CPA Permanency Outcomes

Placement Stability	92%	87%	15	13.05
Permanency Sub-Total			15	13.05

CPA Well-Being Outcomes

EPSDT Medical Visits	85%	83%	4	3.32
EPSDT Dental Visits	83%	100%	4	4.00
Academic Supports	78%	63%	3	1.89
Provider ECEM Visits	89%	98%	7	6.86
Provider General Contacts	85%	90%	7	6.30
Placements with Siblings	68%	44%	Not Scored	Not Scored
Placements within Legal County	14%	0%	Not Scored	Not Scored
Well-Being Sub-Total			25	22.37

*Performance calculation descriptions can be found in the FY 2019 RBWO PBP Measurements and Standards Guide.

Monitoring & Outcomes: Possible Points = 75	Points Earned: 66.95
Score Before Incentives Credit	89.26%
Incentives Awarded	7.04 pts
PBP Verification	N/A pts
Total Score	96.30%



DHS, DFCS, Office of Provider Management
Performance-Based Placement Measures
RBWO Provider GA+SCORECARD - CPA
Report Quarter: Q1 FY2020



Provider/Program Name: Integrated Health Center Corp - (5337) - CPA

# New Foster Homes During Quarter: 3		# Children in Care During Quarter: 38	# Placements During Quarter: 41	# Children in Care On Last Day: 30
CPA Incentive Credits	Avg Performance All CPAs (%)	Provider Performance (%)*	Possible Points (Weight)	Provider Points Earned
Early EPSDT Medical Visits		25%	2	0.50
Early EPSDT Dental Visits		Not Eligible	2	
Permanency Contacts		None Planned	5	
Additional Academic Supports		27%	2	0.54
HS Grad/GED/Prof or Trade Certificate/College		N/A	10/5/5/1	
EYSS Agreement		Not Eligible	5	
Community Connections		0%	4	0.00
Foster Hm Retention Rate (threshold = 90)		100%	2	2.00
Foster Hm Recruitment (threshold = 100)		100%	2	2.00
Active Agency Accreditation		50%	4	2.00
Staff Clinical Licensure		0%	5	0.00
Incentives Total	6.21			7.04
Maximum total combined incentive credit allowed is 10 points.			Incentives Awarded	7.04

*Performance calculation descriptions can be found in the FY 2019 RBWO PBP Measurements and Standards Guide.

Child Protective Services Investigations and Dispositions

The following investigations data, which is not used for scoring but is considered significant to a provider's performance, is from Georgia SHINES and is not considered final or complete until the end of the fiscal year.

Total Reports:	0
Number Screened In:	0
Number Screened Out:	0
Number Substantiated:	0
Number Unsubstantiated:	0
Number Active CPS Investigations:	0



DHS, DFCS, Office of Provider Management

Performance-Based Placement Measures

RBWO Provider GA+SCORECARD - CPA



Report Quarter: Q1 FY2020

Provider/Program Name: Laurel Heights Hospital -Universal Health - Laurel Heights CPA (722) - CPA

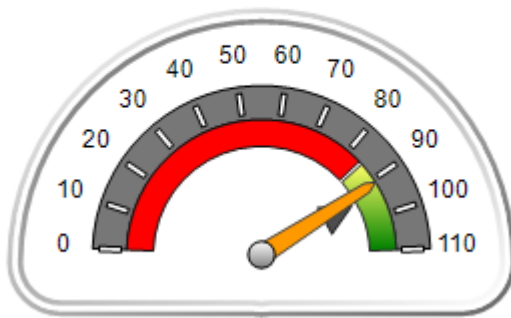
934 Briarcliff Rd., NE, Atlanta, GA 30306	Quarterly Scores (Grades)		Current Quarter Score (Grade)
Phone: 404-888-7860	Q1: 91.02 (A-)	Q2: N/A	91.02% (A-)
Vendor ID# 35443	Q3: N/A	Q4: N/A	
# New Foster Homes During Quarter: 0	# Children in Care During Quarter: 42	# Placements During Quarter: 42	# Children in Care On Last Day: 36

Quarterly Provider Comparisons to All CPAs



indicates average for all CPAs

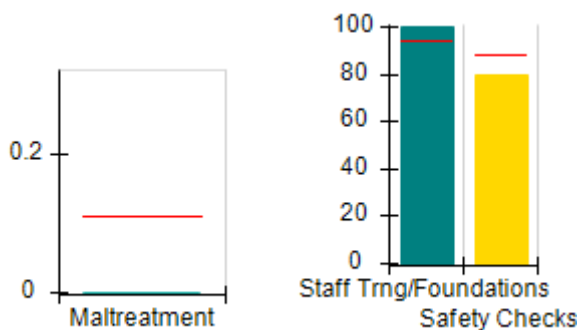
Overall Score (%)



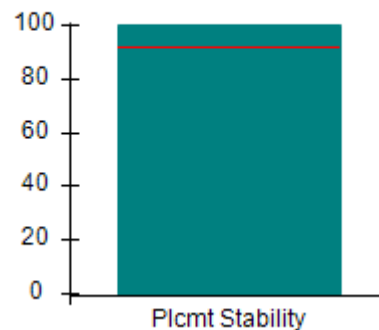
OPM Monitoring Reviews (%)



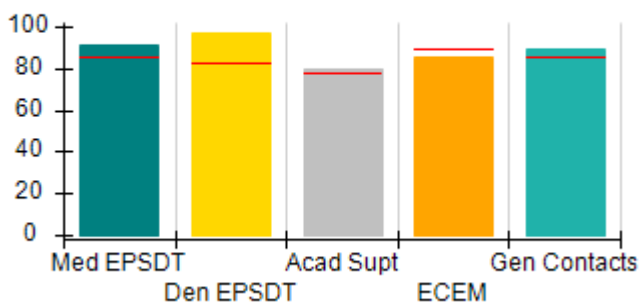
Safety Outcomes (%)



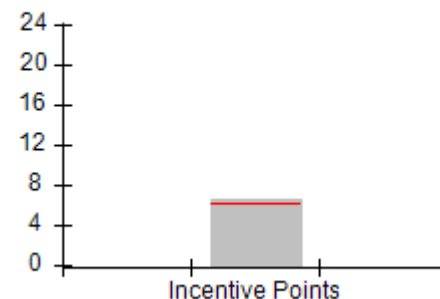
Permanency Outcomes (%)



Well-Being Outcomes (%)



Incentives Earned (Points)





DHS, DFCS, Office of Provider Management
Performance-Based Placement Measures
RBWO Provider GA+SCORECARD - CPA



Report Quarter: Q1 FY2020

Provider/Program Name: Laurel Heights Hospital -Universal Health - Laurel Heights CPA (722) - CPA

934 Briarcliff Rd., NE, Atlanta, GA 30306	Quarterly Scores (Grades)		Current Quarter Score (Grade)
Phone: 404-888-7860	Q1: 91.02 (A-)	Q2: N/A	91.02% (A-)
Vendor ID# 35443	Q3: N/A	Q4: N/A	

# New Foster Homes During Quarter: 0	# Children in Care During Quarter: 42	# Placements During Quarter: 42	# Children in Care On Last Day: 36
--------------------------------------	---------------------------------------	---------------------------------	------------------------------------

	Avg Performance All CPAs (%)	Provider Performance (%)*	Possible Points (Weight)	Provider Points Earned
--	------------------------------	---------------------------	--------------------------	------------------------

OPM Monitoring Reviews

Annual Comprehensive Reviews	84%	70%	25	17.48
Safety Reviews	89%	73%	15	10.88
Monitoring Sub-Total			40	28.36

CPA Safety Outcomes

Incidence of Maltreatment	0.11%	No Substantiated Reports	10	10.00
Staff Training	94%	100%	5	5.00
Staff Safety Checks	88%	80%	5	4.00
Safety Sub-Total			20	19.00

CPA Permanency Outcomes

Placement Stability	92%	100%	15	15.00
Permanency Sub-Total			15	15.00

CPA Well-Being Outcomes

EPSDT Medical Visits	85%	91%	4	3.64
EPSDT Dental Visits	83%	97%	4	3.88
Academic Supports	78%	80%	3	2.40
Provider ECEM Visits	89%	85%	7	5.95
Provider General Contacts	85%	89%	7	6.23
Placements with Siblings	68%	24%	Not Scored	Not Scored
Placements within Legal County	14%	10%	Not Scored	Not Scored
Well-Being Sub-Total			25	22.10

*Performance calculation descriptions can be found in the FY 2019 RBWO PBP Measurements and Standards Guide.

Monitoring & Outcomes: Possible Points = 100	Points Earned: 84.46
Score Before Incentives Credit	84.46%
Incentives Awarded	6.56 pts
PBP Verification	N/A pts
Total Score	91.02%



DHS, DFCS, Office of Provider Management
Performance-Based Placement Measures
RBWO Provider GA+SCORECARD - CPA



Report Quarter: Q1 FY2020

Provider/Program Name: Laurel Heights Hospital -Universal Health - Laurel Heights CPA (722) - CPA

# New Foster Homes During Quarter: 0		# Children in Care During Quarter: 42	# Placements During Quarter: 42	# Children in Care On Last Day: 36
CPA Incentive Credits	Avg Performance All CPAs (%)	Provider Performance (%)*	Possible Points (Weight)	Provider Points Earned
Early EPSDT Medical Visits		40%	2	0.80
Early EPSDT Dental Visits		78%	2	1.56
Permanency Contacts		0%	5	0.00
Additional Academic Supports		10%	2	0.20
HS Grad/GED/Prof or Trade Certificate/College		N/A	10/5/5/1	
EYSS Agreement		Not Eligible	5	
Community Connections		0%	4	0.00
Foster Hm Retention Rate (threshold = 90)		92%	2	2.00
Foster Hm Recruitment (threshold = 100)		0%	2	0.00
Active Agency Accreditation		50%	4	2.00
Staff Clinical Licensure		0%	5	0.00
Incentives Total	6.21			6.56
Maximum total combined incentive credit allowed is 10 points.			Incentives Awarded	6.56

*Performance calculation descriptions can be found in the FY 2019 RBWO PBP Measurements and Standards Guide.

Child Protective Services Investigations and Dispositions

The following investigations data, which is not used for scoring but is considered significant to a provider's performance, is from Georgia SHINES and is not considered final or complete until the end of the fiscal year.

Total Reports:	0
Number Screened In:	0
Number Screened Out:	0
Number Substantiated:	0
Number Unsubstantiated:	0
Number Active CPS Investigations:	0



DHS, DFCS, Office of Provider Management
Performance-Based Placement Measures
RBWO Provider GA+SCORECARD - CPA



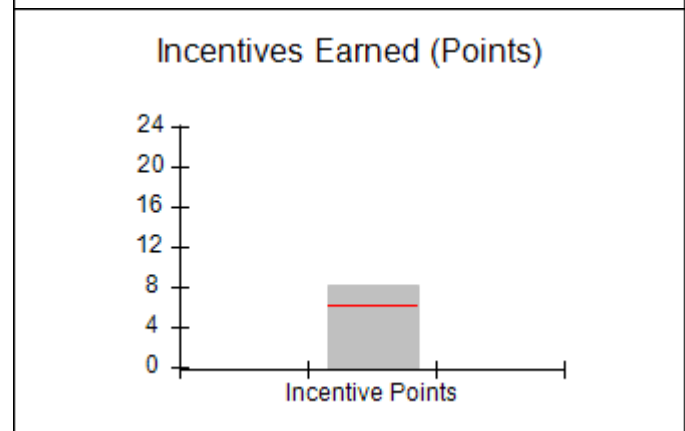
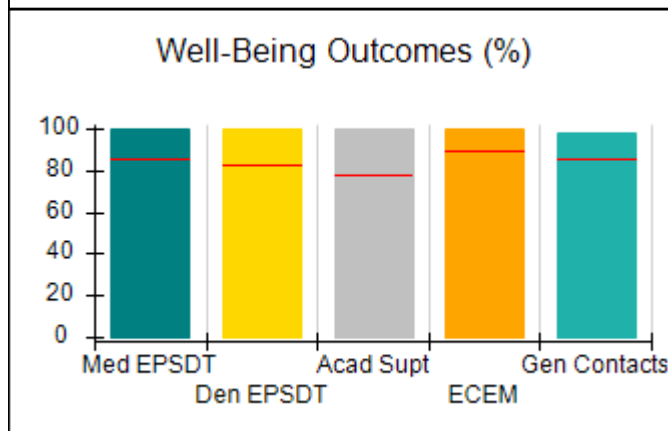
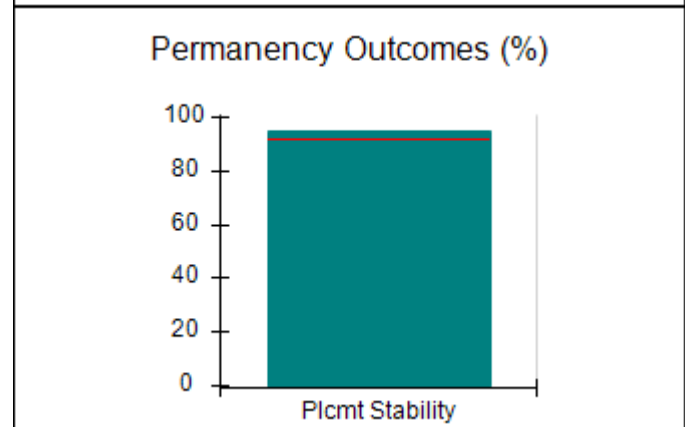
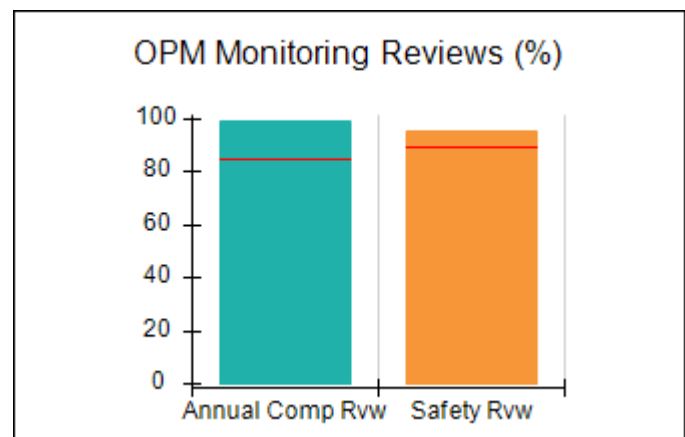
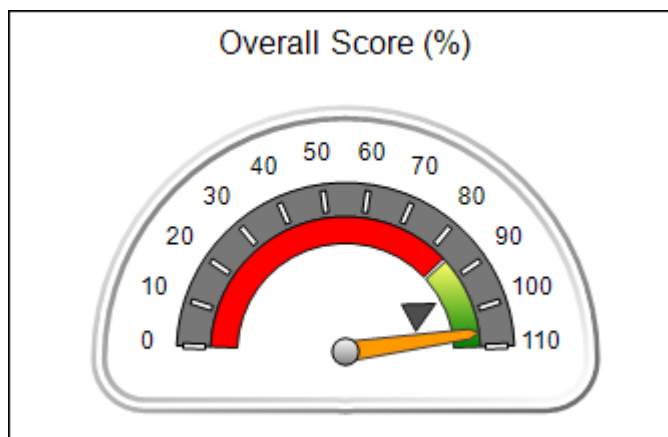
Report Quarter: Q1 FY2020

Provider/Program Name: Lighthouse Therapeutic Foster Care - (727) - CPA

35 Mountain Street, Ringgold, GA 30736-2045	Quarterly Scores (Grades)		Current Quarter Score (Grade)
Phone: 706-937-4236	Q1: 106.23 (A+)	Q2: N/A	106.23% (A+)
Vendor ID# 35446	Q3: N/A	Q4: N/A	
# New Foster Homes During Quarter: 3	# Children in Care During Quarter: 21	# Placements During Quarter: 22	# Children in Care On Last Day: 18

Quarterly Provider Comparisons to All CPAs

▼ — indicates average for all CPAs





DHS, DFCS, Office of Provider Management
Performance-Based Placement Measures
RBWO Provider GA+SCORECARD - CPA
 Report Quarter: Q1 FY2020



Provider/Program Name: Lighthouse Therapeutic Foster Care - (727) - CPA

35 Mountain Street, Ringgold, GA 30736-2045	Quarterly Scores (Grades)		Current Quarter Score (Grade)
Phone: 706-937-4236	Q1: 106.23 (A+)	Q2: N/A	106.23% (A+)
Vendor ID# 35446	Q3: N/A	Q4: N/A	

# New Foster Homes During Quarter: 3	# Children in Care During Quarter: 21	# Placements During Quarter: 22	# Children in Care On Last Day: 18
--------------------------------------	---------------------------------------	---------------------------------	------------------------------------

	Avg Performance All CPAs (%)	Provider Performance (%)*	Possible Points (Weight)	Provider Points Earned
--	------------------------------	---------------------------	--------------------------	------------------------

OPM Monitoring Reviews

Annual Comprehensive Reviews	84%	99%	25	24.69
Safety Reviews	89%	95%	15	14.25
Monitoring Sub-Total			40	38.94

CPA Safety Outcomes

Incidence of Maltreatment	0.11%	No Substantiated Reports	10	10.00
Staff Training	94%	100%	5	5.00
Staff Safety Checks	88%	100%	5	5.00
Safety Sub-Total			20	20.00

CPA Permanency Outcomes

Placement Stability	92%	95%	15	14.25
Permanency Sub-Total			15	14.25

CPA Well-Being Outcomes

EPSDT Medical Visits	85%	100%	4	4.00
EPSDT Dental Visits	83%	100%	4	4.00
Academic Supports	78%	100%	3	3.00
Provider ECEM Visits	89%	100%	7	7.00
Provider General Contacts	85%	98%	7	6.86
Placements with Siblings	68%	86%	Not Scored	Not Scored
Placements within Legal County	14%	0%	Not Scored	Not Scored
Well-Being Sub-Total			25	24.86

*Performance calculation descriptions can be found in the FY 2019 RBWO PBP Measurements and Standards Guide.

Monitoring & Outcomes: Possible Points = 100	Points Earned: 98.05
Score Before Incentives Credit	98.05%
Incentives Awarded	8.18 pts
PBP Verification	N/A pts
Total Score	106.23%



DHS, DFCS, Office of Provider Management
Performance-Based Placement Measures
RBWO Provider GA+SCORECARD - CPA
Report Quarter: Q1 FY2020



Provider/Program Name: Lighthouse Therapeutic Foster Care - (727) - CPA

# New Foster Homes During Quarter: 3		# Children in Care During Quarter: 21	# Placements During Quarter: 22	# Children in Care On Last Day: 18
CPA Incentive Credits	Avg Performance All CPAs (%)	Provider Performance (%)*	Possible Points (Weight)	Provider Points Earned
Early EPSDT Medical Visits		100%	2	2.00
Early EPSDT Dental Visits		100%	2	2.00
Permanency Contacts		None Planned	5	
Additional Academic Supports		9%	2	0.18
HS Grad/GED/Prof or Trade Certificate/College		N/A	10/5/5/1	
EYSS Agreement		Not Eligible	5	
Community Connections		0%	4	0.00
Foster Hm Retention Rate (threshold = 90)		90%	2	2.00
Foster Hm Recruitment (threshold = 100)		150%	2	2.00
Active Agency Accreditation		0%	4	0.00
Staff Clinical Licensure		0%	5	0.00
Incentives Total	6.21			8.18
Maximum total combined incentive credit allowed is 10 points.			Incentives Awarded	8.18

*Performance calculation descriptions can be found in the FY 2019 RBWO PBP Measurements and Standards Guide.

Child Protective Services Investigations and Dispositions

The following investigations data, which is not used for scoring but is considered significant to a provider's performance, is from Georgia SHINES and is not considered final or complete until the end of the fiscal year.

Total Reports:	0	
Number Screened In:	0	
Number Screened Out:	0	
Number Substantiated:	0	
Number Unsubstantiated:	0	
Number Active CPS Investigations:	0	



DHS, DFCS, Office of Provider Management
Performance-Based Placement Measures
RBWO Provider GA+SCORECARD - CPA



Report Quarter: Q1 FY2020

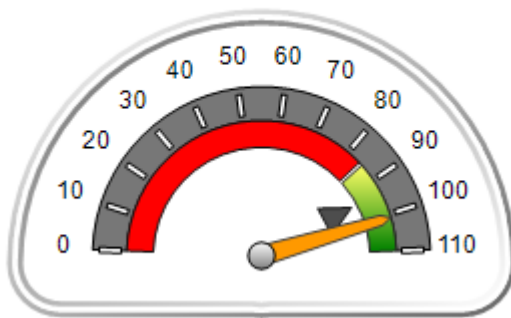
Provider/Program Name: Lighthouse Therapeutic Foster Care - Marietta (5309) - CPA

1000 Parkwood Circle SE, Marietta, GA 30339	Quarterly Scores (Grades)		Current Quarter Score (Grade)
Phone: 706-937-4236	Q1: 101.01 (A+)	Q2: N/A	101.01% (A+)
Vendor ID# 153417	Q3: N/A	Q4: N/A	
# New Foster Homes During Quarter: 1	# Children in Care During Quarter: 8	# Placements During Quarter: 8	# Children in Care On Last Day: 5

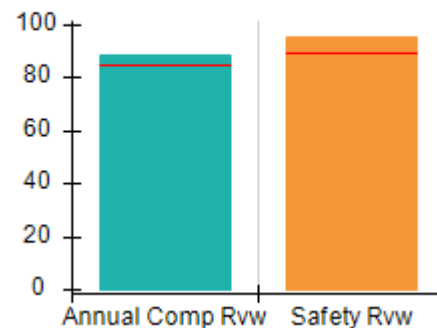
Quarterly Provider Comparisons to All CPAs

▼ — indicates average for all CPAs

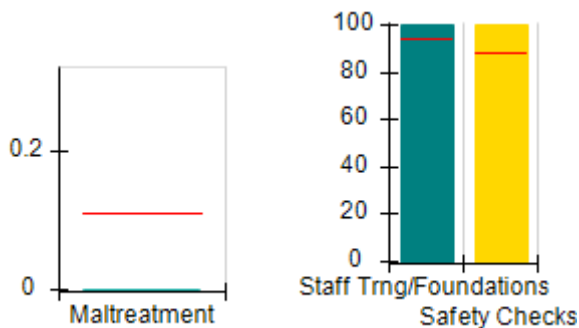
Overall Score (%)



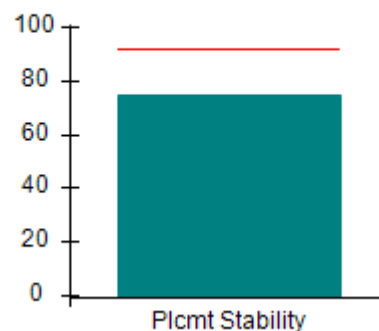
OPM Monitoring Reviews (%)



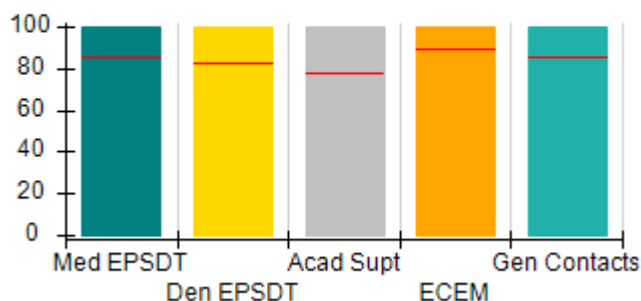
Safety Outcomes (%)



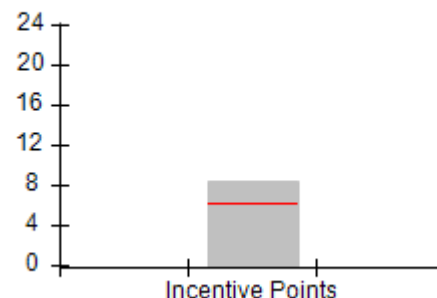
Permanency Outcomes (%)



Well-Being Outcomes (%)



Incentives Earned (Points)





DHS, DFCS, Office of Provider Management
Performance-Based Placement Measures
RBWO Provider GA+SCORECARD - CPA



Report Quarter: Q1 FY2020

Provider/Program Name: Lighthouse Therapeutic Foster Care - Marietta (5309) - CPA				
1000 Parkwood Circle SE, Marietta, GA 30339	Quarterly Scores (Grades)			Current Quarter Score (Grade)
Phone: 706-937-4236	Q1: 101.01 (A+)	Q2: N/A	101.01% (A+)	
Vendor ID# 153417	Q3: N/A	Q4: N/A		
# New Foster Homes During Quarter: 1	# Children in Care During Quarter: 8	# Placements During Quarter: 8	# Children in Care On Last Day: 5	
	Avg Performance All CPAs (%)	Provider Performance (%)*	Possible Points (Weight)	Provider Points Earned
OPM Monitoring Reviews				
Annual Comprehensive Reviews	84%	89%	25	22.15
Safety Reviews	89%	95%	15	14.25
Monitoring Sub-Total			40	36.40
CPA Safety Outcomes				
Incidence of Maltreatment	0.11%	No Substantiated Reports	10	10.00
Staff Training	94%	100%	5	5.00
Staff Safety Checks	88%	100%	5	5.00
Safety Sub-Total			20	20.00
CPA Permanency Outcomes				
Placement Stability	92%	75%	15	11.25
Permanency Sub-Total			15	11.25
CPA Well-Being Outcomes				
EPSDT Medical Visits	85%	100%	4	4.00
EPSDT Dental Visits	83%	100%	4	4.00
Academic Supports	78%	100%	3	3.00
Provider ECEM Visits	89%	100%	7	7.00
Provider General Contacts	85%	100%	7	7.00
Placements with Siblings	68%	50%	Not Scored	Not Scored
Placements within Legal County	14%	0%	Not Scored	Not Scored
Well-Being Sub-Total			25	25.00

*Performance calculation descriptions can be found in the FY 2019 RBWO PBP Measurements and Standards Guide.

Monitoring & Outcomes: Possible Points = 100	Points Earned: 92.65
Score Before Incentives Credit	92.65%
Incentives Awarded	8.36 pts
PBP Verification	N/A pts
Total Score	101.01%



DHS, DFCS, Office of Provider Management
Performance-Based Placement Measures
RBWO Provider GA+SCORECARD - CPA
Report Quarter: Q1 FY2020



Provider/Program Name: Lighthouse Therapeutic Foster Care - Marietta (5309) - CPA

# New Foster Homes During Quarter: 1		# Children in Care During Quarter: 8	# Placements During Quarter: 8	# Children in Care On Last Day: 5
CPA Incentive Credits	Avg Performance All CPAs (%)	Provider Performance (%)*	Possible Points (Weight)	Provider Points Earned
Early EPSDT Medical Visits		100%	2	2.00
Early EPSDT Dental Visits		100%	2	2.00
Permanency Contacts		None Planned	5	
Additional Academic Supports		18%	2	0.36
HS Grad/GED/Prof or Trade Certificate/College		N/A	10/5/5/1	
EYSS Agreement		Not Eligible	5	
Community Connections		0%	4	0.00
Foster Hm Retention Rate (threshold = 90)		100%	2	2.00
Foster Hm Recruitment (threshold = 100)		100%	2	2.00
Active Agency Accreditation		0%	4	0.00
Staff Clinical Licensure		0%	5	0.00
Incentives Total	6.21			8.36
Maximum total combined incentive credit allowed is 10 points.			Incentives Awarded	8.36

*Performance calculation descriptions can be found in the FY 2019 RBWO PBP Measurements and Standards Guide.

Child Protective Services Investigations and Dispositions

The following investigations data, which is not used for scoring but is considered significant to a provider's performance, is from Georgia SHINES and is not considered final or complete until the end of the fiscal year.

Total Reports:	0
Number Screened In:	0
Number Screened Out:	0
Number Substantiated:	0
Number Unsubstantiated:	0
Number Active CPS Investigations:	0



DHS, DFCS, Office of Provider Management
Performance-Based Placement Measures
RBWO Provider GA+SCORECARD - CPA



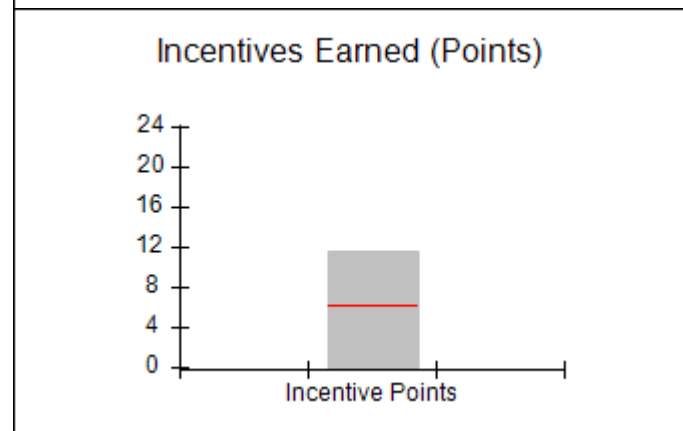
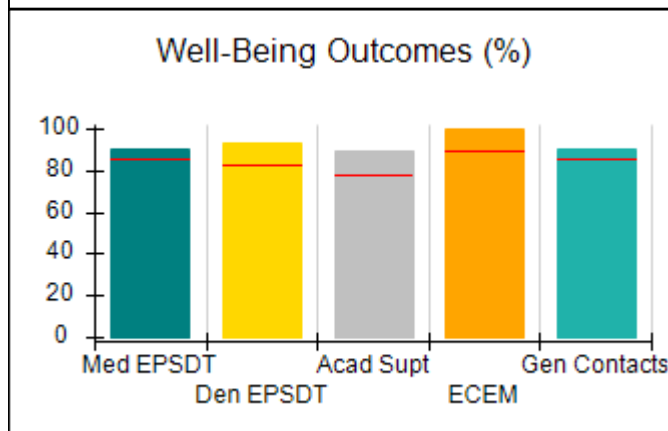
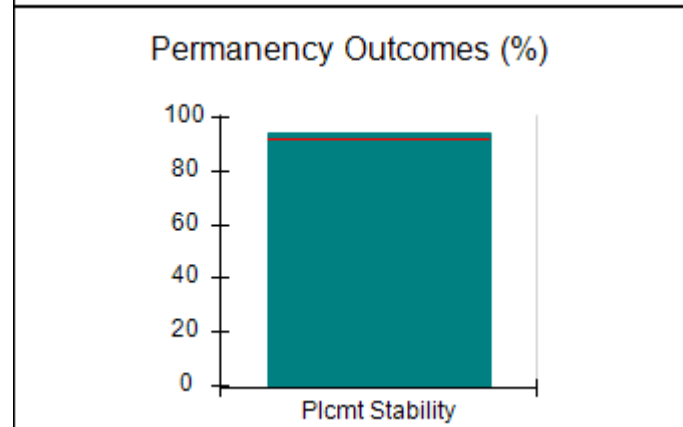
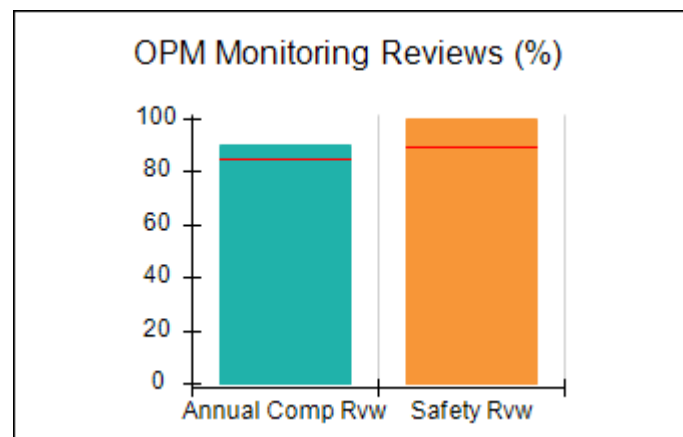
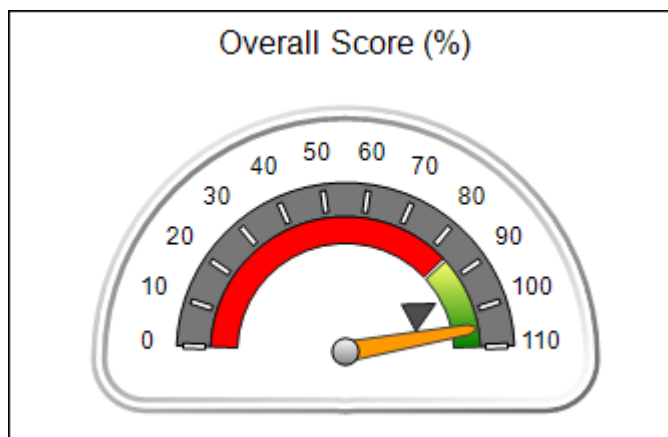
Report Quarter: Q1 FY2020

Provider/Program Name: Lighthouse Therapeutic Foster Care - Stockbridge (5186) - CPA

165 Burke St., Stockbridge, GA 30281	Quarterly Scores (Grades)		Current Quarter Score (Grade)
Phone: 770.507.8007	Q1: 104.92 (A+)	Q2: N/A	104.92% (A+)
Vendor ID# 121137	Q3: N/A	Q4: N/A	
# New Foster Homes During Quarter: 0	# Children in Care During Quarter: 34	# Placements During Quarter: 34	# Children in Care On Last Day: 31

Quarterly Provider Comparisons to All CPAs

▼ — indicates average for all CPAs





DHS, DFCS, Office of Provider Management
Performance-Based Placement Measures
RBWO Provider GA+SCORECARD - CPA



Report Quarter: Q1 FY2020

Provider/Program Name: Lighthouse Therapeutic Foster Care - Stockbridge (5186) - CPA

165 Burke St., Stockbridge, GA 30281	Quarterly Scores (Grades)		Current Quarter Score (Grade)
Phone: 770.507.8007	Q1: 104.92 (A+)	Q2: N/A	104.92% (A+)
Vendor ID# 121137	Q3: N/A	Q4: N/A	

# New Foster Homes During Quarter: 0	# Children in Care During Quarter: 34	# Placements During Quarter: 34	# Children in Care On Last Day: 31
--------------------------------------	---------------------------------------	---------------------------------	------------------------------------

	Avg Performance All CPAs (%)	Provider Performance (%)*	Possible Points (Weight)	Provider Points Earned
--	------------------------------	---------------------------	--------------------------	------------------------

OPM Monitoring Reviews

Annual Comprehensive Reviews	84%	90%	25	22.53
Safety Reviews	89%	100%	15	15.00
Monitoring Sub-Total			40	37.53

CPA Safety Outcomes

Incidence of Maltreatment	0.11%	No Substantiated Reports	10	10.00
Staff Training	94%	100%	5	5.00
Staff Safety Checks	88%	100%	5	5.00
Safety Sub-Total			20	20.00

CPA Permanency Outcomes

Placement Stability	92%	94%	15	14.10
Permanency Sub-Total			15	14.10

CPA Well-Being Outcomes

EPSDT Medical Visits	85%	90%	4	3.60
EPSDT Dental Visits	83%	93%	4	3.72
Academic Supports	78%	89%	3	2.67
Provider ECEM Visits	89%	100%	7	7.00
Provider General Contacts	85%	90%	7	6.30
Placements with Siblings	68%	48%	Not Scored	Not Scored
Placements within Legal County	14%	0%	Not Scored	Not Scored
Well-Being Sub-Total			25	23.29

*Performance calculation descriptions can be found in the FY 2019 RBWO PBP Measurements and Standards Guide.

Monitoring & Outcomes: Possible Points = 100	Points Earned: 94.92
Score Before Incentives Credit	94.92%
Incentives Awarded	10.00 pts
PBP Verification	N/A pts
Total Score	104.92%



DHS, DFCS, Office of Provider Management
Performance-Based Placement Measures
RBWO Provider GA+SCORECARD - CPA
Report Quarter: Q1 FY2020



Provider/Program Name: Lighthouse Therapeutic Foster Care - Stockbridge (5186) - CPA

# New Foster Homes During Quarter: 0		# Children in Care During Quarter: 34	# Placements During Quarter: 34	# Children in Care On Last Day: 31
CPA Incentive Credits	Avg Performance All CPAs (%)	Provider Performance (%)*	Possible Points (Weight)	Provider Points Earned
Early EPSDT Medical Visits		80%	2	1.60
Early EPSDT Dental Visits		67%	2	1.34
Permanency Contacts		0%	5	0.00
Additional Academic Supports		79%	2	1.58
HS Grad/GED/Prof or Trade Certificate/College		N/A	10/5/5/1	
EYSS Agreement		100%	5	5.00
Community Connections		0%	4	0.00
Foster Hm Retention Rate (threshold = 90)		90%	2	2.00
Foster Hm Recruitment (threshold = 100)		0%	2	0.00
Active Agency Accreditation		0%	4	0.00
Staff Clinical Licensure		0%	5	0.00
Incentives Total	6.21			11.52
Maximum total combined incentive credit allowed is 10 points.			Incentives Awarded	10.00

*Performance calculation descriptions can be found in the FY 2019 RBWO PBP Measurements and Standards Guide.

Child Protective Services Investigations and Dispositions

The following investigations data, which is not used for scoring but is considered significant to a provider's performance, is from Georgia SHINES and is not considered final or complete until the end of the fiscal year.

Total Reports:	0
Number Screened In:	0
Number Screened Out:	0
Number Substantiated:	0
Number Unsubstantiated:	0
Number Active CPS Investigations:	0



DHS, DFCS, Office of Provider Management

Performance-Based Placement Measures

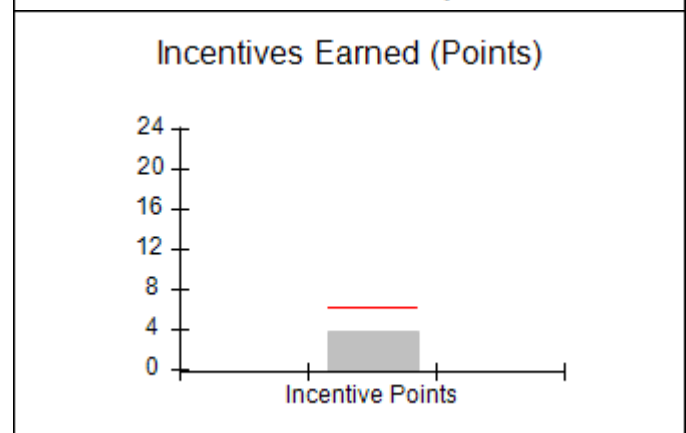
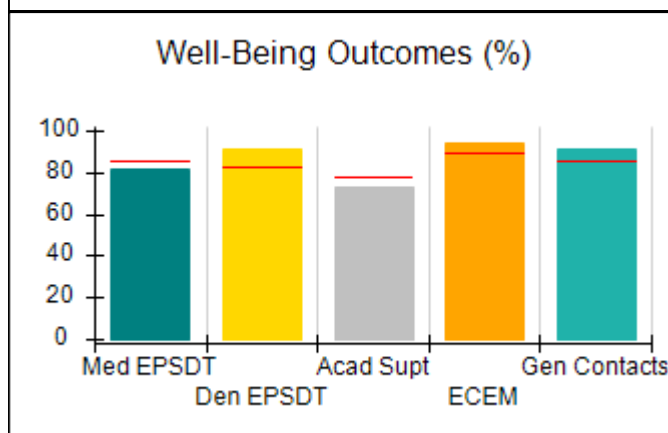
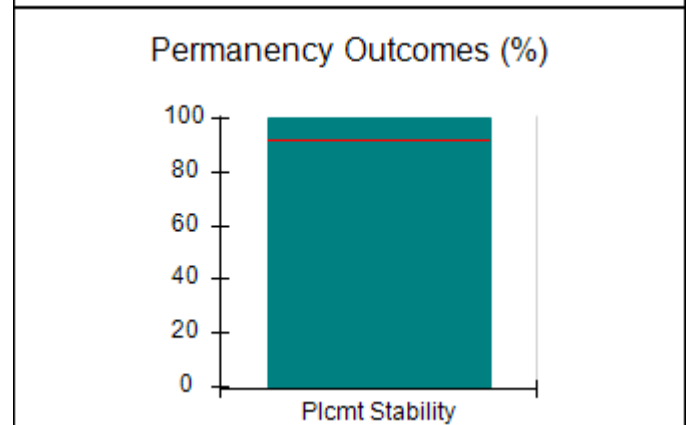
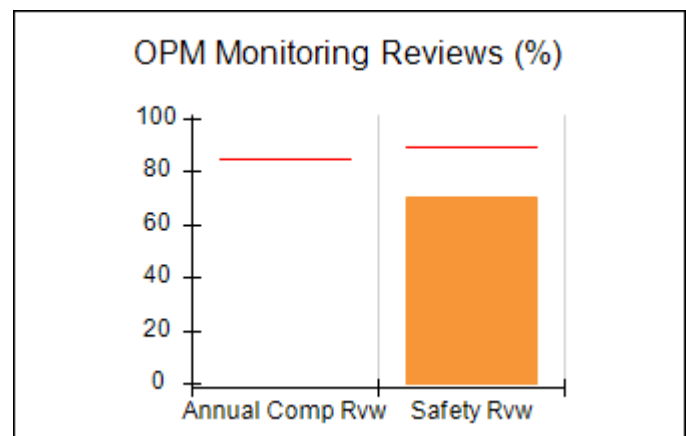
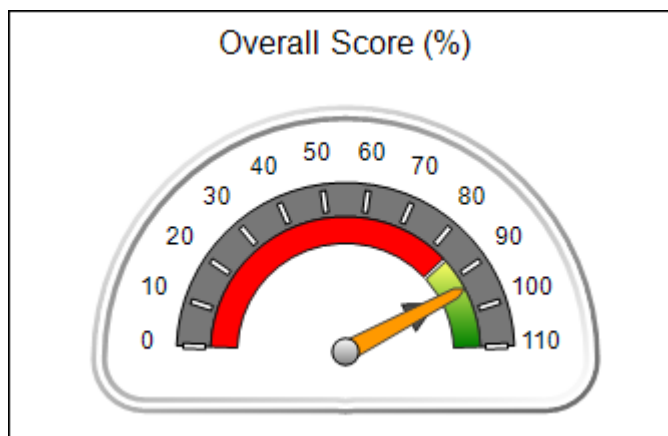
RBWO Provider GA+SCORECARD - CPA



Report Quarter: Q1 FY2020

Provider/Program Name: Lookout Mountain Community Services Board - TREK Program/Athens (5237) - CPA			
1020 Barber Creek Dr., Watkinsville, GA 30677	Quarterly Scores (Grades)		Current Quarter Score (Grade)
Phone: 706-806-1121	Q1: 93.84 (A-)	Q2: N/A	93.84% (A-)
Vendor ID# 143228	Q3: N/A	Q4: N/A	
# New Foster Homes During Quarter: 0	# Children in Care During Quarter: 11	# Placements During Quarter: 11	# Children in Care On Last Day: 11
Quarterly Provider Comparisons to All CPAs			

▼ — indicates average for all CPAs





DHS, DFCS, Office of Provider Management
Performance-Based Placement Measures
RBWO Provider GA+SCORECARD - CPA



Report Quarter: Q1 FY2020

Provider/Program Name: Lookout Mountain Community Services Board - TREK Program/Athens (5237) - CPA				
1020 Barber Creek Dr., Watkinsville, GA 30677		Quarterly Scores (Grades)		Current Quarter Score (Grade)
Phone: 706-806-1121		Q1: 93.84 (A-)	Q2: N/A	93.84% (A-)
Vendor ID# 143228		Q3: N/A	Q4: N/A	
# New Foster Homes During Quarter: 0		# Children in Care During Quarter: 11	# Placements During Quarter: 11	# Children in Care On Last Day: 11
	Avg Performance All CPAs (%)	Provider Performance (%)*	Possible Points (Weight)	Provider Points Earned
OPM Monitoring Reviews				
Annual Comprehensive Reviews	84%	Not Yet Conducted		
Safety Reviews	89%	70%	15	10.50
Monitoring Sub-Total			15	10.50
CPA Safety Outcomes				
Incidence of Maltreatment	0.11%	No Substantiated Reports	10	10.00
Staff Training	94%	100%	5	5.00
Staff Safety Checks	88%	100%	5	5.00
Safety Sub-Total			20	20.00
CPA Permanency Outcomes				
Placement Stability	92%	100%	15	15.00
Permanency Sub-Total			15	15.00
CPA Well-Being Outcomes				
EPSDT Medical Visits	85%	82%	4	3.28
EPSDT Dental Visits	83%	91%	4	3.64
Academic Supports	78%	73%	3	2.19
Provider ECEM Visits	89%	94%	7	6.58
Provider General Contacts	85%	91%	7	6.37
Placements with Siblings	68%	43%	Not Scored	Not Scored
Placements within Legal County	14%	0%	Not Scored	Not Scored
Well-Being Sub-Total			25	22.06
*Performance calculation descriptions can be found in the FY 2019 RBWO PBP Measurements and Standards Guide.				
Monitoring & Outcomes: Possible Points = 75			Points Earned: 67.56	
Score Before Incentives Credit			90.08%	
Incentives Awarded			3.76 pts	
PBP Verification			N/A pts	
Total Score			93.84%	



DHS, DFCS, Office of Provider Management
Performance-Based Placement Measures
RBWO Provider GA+SCORECARD - CPA



Report Quarter: Q1 FY2020

Provider/Program Name: Lookout Mountain Community Services Board - TREK
Program/Athens (5237) - CPA

# New Foster Homes During Quarter: 0		# Children in Care During Quarter: 11	# Placements During Quarter: 11	# Children in Care On Last Day: 11
CPA Incentive Credits	Avg Performance All CPAs (%)	Provider Performance (%)*	Possible Points (Weight)	Provider Points Earned
Early EPSDT Medical Visits		Not Eligible	2	
Early EPSDT Dental Visits		88%	2	1.76
Permanency Contacts		0%	5	0.00
Additional Academic Supports		0%	2	0.00
HS Grad/GED/Prof or Trade Certificate/College		N/A	10/5/5/1	
EYSS Agreement		Not Eligible	5	
Community Connections		0%	4	0.00
Foster Hm Retention Rate (threshold = 90)		100%	2	2.00
Foster Hm Recruitment (threshold = 100)		0%	2	0.00
Active Agency Accreditation		0%	4	0.00
Staff Clinical Licensure		0%	5	0.00
Incentives Total	6.21			3.76
Maximum total combined incentive credit allowed is 10 points.			Incentives Awarded	3.76

*Performance calculation descriptions can be found in the FY 2019 RBWO PBP Measurements and Standards Guide.

Child Protective Services Investigations and Dispositions

The following investigations data, which is not used for scoring but is considered significant to a provider's performance, is from Georgia SHINES and is not considered final or complete until the end of the fiscal year.

Total Reports:	1
Number Screened In:	0
Number Screened Out:	1
Number Substantiated:	0
Number Unsubstantiated:	0
Number Active CPS Investigations:	0



Performance-Based Placement Measures

RBWO Provider GA+SCORECARD - CPA

Report Quarter: Q1 FY2020

Provider/Program Name: Lookout Mountain Community Services Board - TREK
Program/Cartersville (5199) - CPA

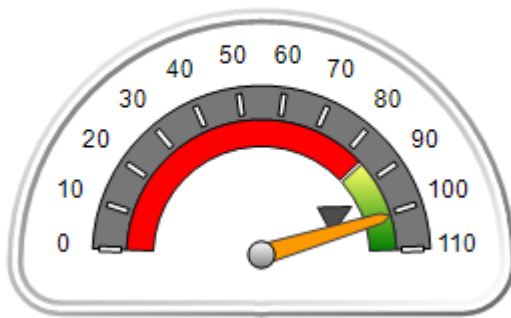
25 East Main Street, Cartersville, GA 30120	Quarterly Scores (Grades)		Current Quarter Score (Grade)
Phone: 706-806-1121	Q1: 100.69 (A+)	Q2: N/A	100.69% (A+)
Vendor ID# 15004	Q3: N/A	Q4: N/A	
# New Foster Homes During Quarter: 1	# Children in Care During Quarter: 23	# Placements During Quarter: 24	# Children in Care On Last Day: 20

Quarterly Provider Comparisons to All CPAs

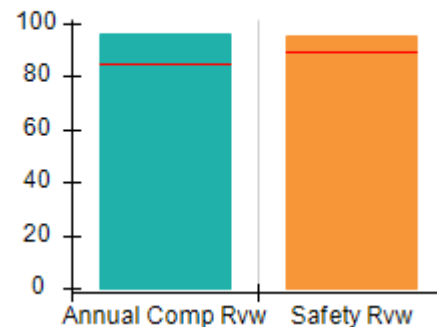


— indicates average for all CPAs

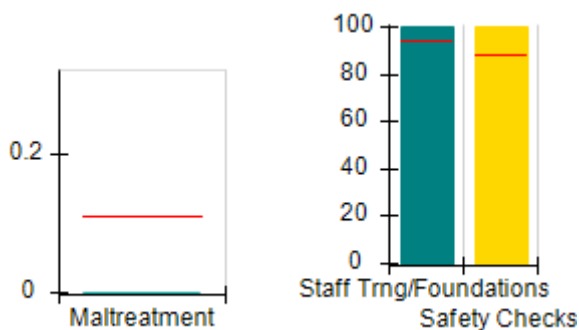
Overall Score (%)



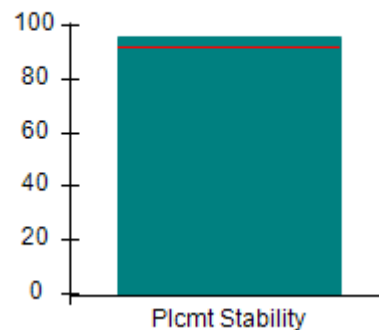
OPM Monitoring Reviews (%)



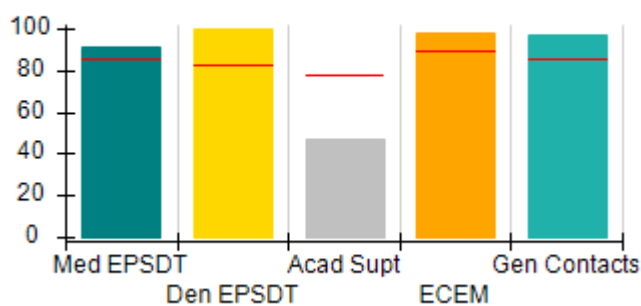
Safety Outcomes (%)



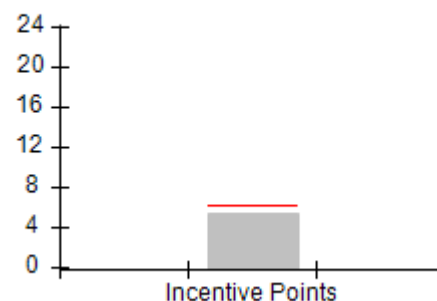
Permanency Outcomes (%)



Well-Being Outcomes (%)



Incentives Earned (Points)





DHS, DFCS, Office of Provider Management
Performance-Based Placement Measures
RBWO Provider GA+SCORECARD - CPA



Report Quarter: Q1 FY2020

Provider/Program Name: Lookout Mountain Community Services Board - TREK Program/Cartersville (5199) - CPA				
25 East Main Street, Cartersville, GA 30120		Quarterly Scores (Grades)		Current Quarter Score (Grade)
Phone: 706-806-1121		Q1: 100.69 (A+)	Q2: N/A	100.69% (A+)
Vendor ID# 15004		Q3: N/A	Q4: N/A	
# New Foster Homes During Quarter: 1		# Children in Care During Quarter: 23	# Placements During Quarter: 24	# Children in Care On Last Day: 20
	Avg Performance All CPAs (%)	Provider Performance (%)*	Possible Points (Weight)	Provider Points Earned
OPM Monitoring Reviews				
Annual Comprehensive Reviews	84%	96%	25	24.00
Safety Reviews	89%	95%	15	14.25
Monitoring Sub-Total			40	38.25
CPA Safety Outcomes				
Incidence of Maltreatment	0.11%	No Substantiated Reports	10	10.00
Staff Training	94%	100%	5	5.00
Staff Safety Checks	88%	100%	5	5.00
Safety Sub-Total			20	20.00
CPA Permanency Outcomes				
Placement Stability	92%	96%	15	14.40
Permanency Sub-Total			15	14.40
CPA Well-Being Outcomes				
EPSDT Medical Visits	85%	91%	4	3.64
EPSDT Dental Visits	83%	100%	4	4.00
Academic Supports	78%	47%	3	1.41
Provider ECEM Visits	89%	98%	7	6.86
Provider General Contacts	85%	97%	7	6.79
Placements with Siblings	68%	86%	Not Scored	Not Scored
Placements within Legal County	14%	0%	Not Scored	Not Scored
Well-Being Sub-Total			25	22.70
*Performance calculation descriptions can be found in the FY 2019 RBWO PBP Measurements and Standards Guide.				
Monitoring & Outcomes: Possible Points = 100			Points Earned: 95.35	
Score Before Incentives Credit			95.35%	
Incentives Awarded			5.34 pts	
PBP Verification			N/A pts	
Total Score			100.69%	



DHS, DFCS, Office of Provider Management
Performance-Based Placement Measures
RBWO Provider GA+SCORECARD - CPA



Report Quarter: Q1 FY2020

Provider/Program Name: Lookout Mountain Community Services Board - TREK
Program/Cartersville (5199) - CPA

# New Foster Homes During Quarter: 1		# Children in Care During Quarter: 23	# Placements During Quarter: 24	# Children in Care On Last Day: 20
CPA Incentive Credits	Avg Performance All CPAs (%)	Provider Performance (%)*	Possible Points (Weight)	Provider Points Earned
Early EPSDT Medical Visits		67%	2	1.34
Early EPSDT Dental Visits		100%	2	2.00
Permanency Contacts		0%	5	0.00
Additional Academic Supports		0%	2	0.00
HS Grad/GED/Prof or Trade Certificate/College		N/A	10/5/5/1	
EYSS Agreement		Not Eligible	5	
Community Connections		0%	4	0.00
Foster Hm Retention Rate (threshold = 90)		83%	2	0.00
Foster Hm Recruitment (threshold = 100)		100%	2	2.00
Active Agency Accreditation		0%	4	0.00
Staff Clinical Licensure		0%	5	0.00
Incentives Total	6.21			5.34
Maximum total combined incentive credit allowed is 10 points.			Incentives Awarded	5.34

*Performance calculation descriptions can be found in the FY 2019 RBWO PBP Measurements and Standards Guide.

Child Protective Services Investigations and Dispositions

The following investigations data, which is not used for scoring but is considered significant to a provider's performance, is from Georgia SHINES and is not considered final or complete until the end of the fiscal year.

Total Reports:	0
Number Screened In:	0
Number Screened Out:	0
Number Substantiated:	0
Number Unsubstantiated:	0
Number Active CPS Investigations:	0



Performance-Based Placement Measures

RBWO Provider GA+SCORECARD - CPA

Report Quarter: Q1 FY2020

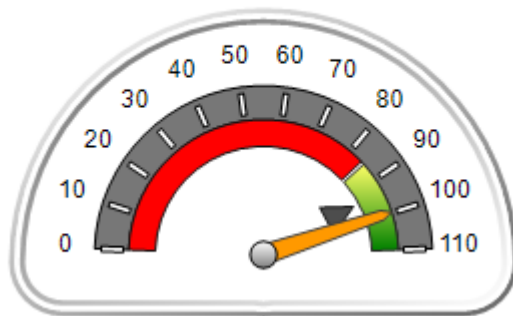
**Provider/Program Name: Lookout Mountain Community Services Board - TREK
 Program/Forsyth (5146) - CPA**

44 Harris Street, Forsyth, GA 31029	Quarterly Scores (Grades)		Current Quarter Score (Grade)
Phone: 478-993-5357	Q1: 99.81 (A+)	Q2: N/A	99.81% (A+)
Vendor ID# 115542	Q3: N/A	Q4: N/A	
# New Foster Homes During Quarter: 2	# Children in Care During Quarter: 12	# Placements During Quarter: 12	# Children in Care On Last Day: 7

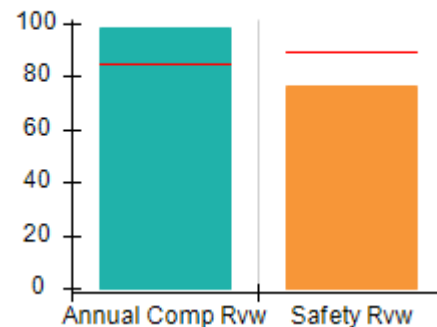
Quarterly Provider Comparisons to All CPAs

indicates average for all CPAs

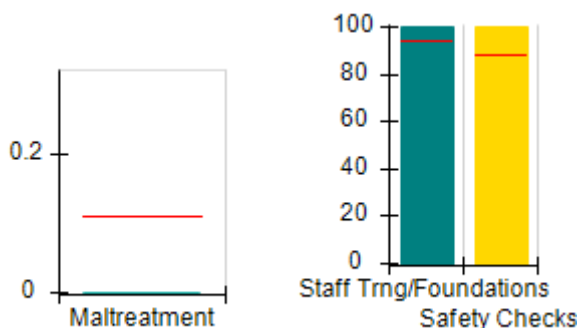
Overall Score (%)



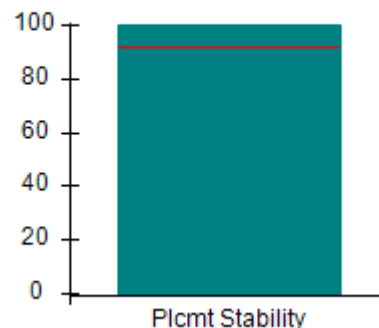
OPM Monitoring Reviews (%)



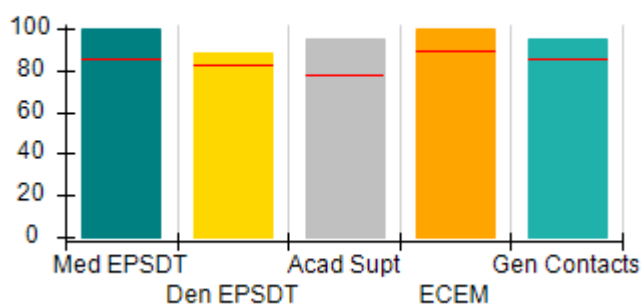
Safety Outcomes (%)



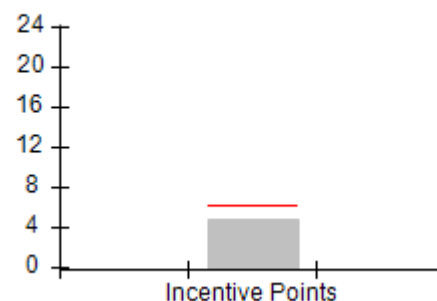
Permanency Outcomes (%)



Well-Being Outcomes (%)



Incentives Earned (Points)





Performance-Based Placement Measures

RBWO Provider GA+SCORECARD - CPA

Report Quarter: Q1 FY2020

Provider/Program Name: Lookout Mountain Community Services Board - TREK				
Program/Forsyth (5146) - CPA				
44 Harris Street, Forsyth, GA 31029		Quarterly Scores (Grades)		Current Quarter Score (Grade)
Phone: 478-993-5357		Q1: 99.81 (A+)	Q2: N/A	99.81% (A+)
Vendor ID# 115542		Q3: N/A	Q4: N/A	
# New Foster Homes During Quarter: 2		# Children in Care During Quarter: 12	# Placements During Quarter: 12	# Children in Care On Last Day: 7
	Avg Performance All CPAs (%)	Provider Performance (%)*	Possible Points (Weight)	Provider Points Earned
OPM Monitoring Reviews				
Annual Comprehensive Reviews	84%	98%	25	24.45
Safety Reviews	89%	77%	15	11.50
Monitoring Sub-Total			40	35.95
CPA Safety Outcomes				
Incidence of Maltreatment	0.11%	No Substantiated Reports	10	10.00
Staff Training	94%	100%	5	5.00
Staff Safety Checks	88%	100%	5	5.00
Safety Sub-Total			20	20.00
CPA Permanency Outcomes				
Placement Stability	92%	100%	15	15.00
Permanency Sub-Total			15	15.00
CPA Well-Being Outcomes				
EPSDT Medical Visits	85%	100%	4	4.00
EPSDT Dental Visits	83%	88%	4	3.52
Academic Supports	78%	95%	3	2.85
Provider ECEM Visits	89%	100%	7	7.00
Provider General Contacts	85%	95%	7	6.65
Placements with Siblings	68%	79%	Not Scored	Not Scored
Placements within Legal County	14%	0%	Not Scored	Not Scored
Well-Being Sub-Total			25	24.02
*Performance calculation descriptions can be found in the FY 2019 RBWO PBP Measurements and Standards Guide.				
Monitoring & Outcomes: Possible Points = 100			Points Earned: 94.97	
Score Before Incentives Credit			94.97%	
Incentives Awarded			4.84 pts	
PBP Verification			N/A pts	
Total Score			99.81%	



DHS, DFCS, Office of Provider Management
Performance-Based Placement Measures
RBWO Provider GA+SCORECARD - CPA



Report Quarter: Q1 FY2020

Provider/Program Name: Lookout Mountain Community Services Board - TREK
Program/Forsyth (5146) - CPA

# New Foster Homes During Quarter: 2		# Children in Care During Quarter: 12	# Placements During Quarter: 12	# Children in Care On Last Day: 7
CPA Incentive Credits	Avg Performance All CPAs (%)	Provider Performance (%)*	Possible Points (Weight)	Provider Points Earned
Early EPSDT Medical Visits		67%	2	1.34
Early EPSDT Dental Visits		75%	2	1.50
Permanency Contacts		0%	5	0.00
Additional Academic Supports		0%	2	0.00
HS Grad/GED/Prof or Trade Certificate/College		N/A	10/5/5/1	
EYSS Agreement		Not Eligible	5	
Community Connections		0%	4	0.00
Foster Hm Retention Rate (threshold = 90)		83%	2	0.00
Foster Hm Recruitment (threshold = 100)		200%	2	2.00
Active Agency Accreditation		0%	4	0.00
Staff Clinical Licensure		0%	5	0.00
Incentives Total	6.21			4.84
Maximum total combined incentive credit allowed is 10 points.			Incentives Awarded	4.84

*Performance calculation descriptions can be found in the FY 2019 RBWO PBP Measurements and Standards Guide.

Child Protective Services Investigations and Dispositions

The following investigations data, which is not used for scoring but is considered significant to a provider's performance, is from Georgia SHINES and is not considered final or complete until the end of the fiscal year.

Total Reports:	0
Number Screened In:	0
Number Screened Out:	0
Number Substantiated:	0
Number Unsubstantiated:	0
Number Active CPS Investigations:	0



Performance-Based Placement Measures

RBWO Provider GA+SCORECARD - CPA

Report Quarter: Q1 FY2020

Provider/Program Name: Lookout Mountain Community Services Board - TREK
Program/Ft.Oglethorpe (876) - CPA

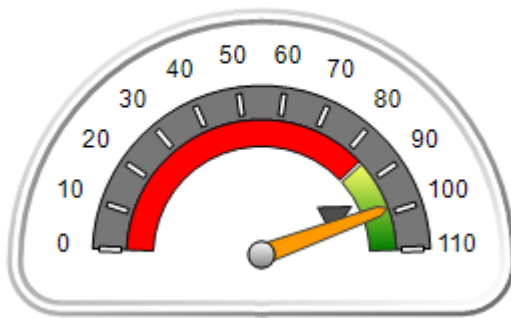
1875 Fant Drive, Fort Oglethorpe, GA 30742	Quarterly Scores (Grades)		Current Quarter Score (Grade)
Phone: 706-806-1211	Q1: 98.63 (A+)	Q2: N/A	98.63% (A+)
Vendor ID# 35448	Q3: N/A	Q4: N/A	
# New Foster Homes During Quarter: 2	# Children in Care During Quarter: 45	# Placements During Quarter: 45	# Children in Care On Last Day: 33

Quarterly Provider Comparisons to All CPAs

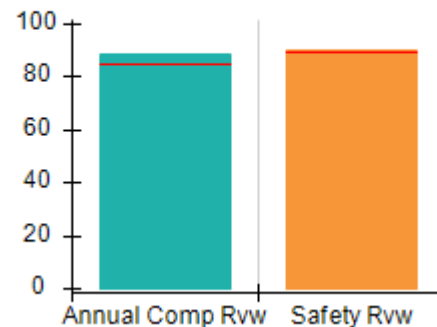


— indicates average for all CPAs

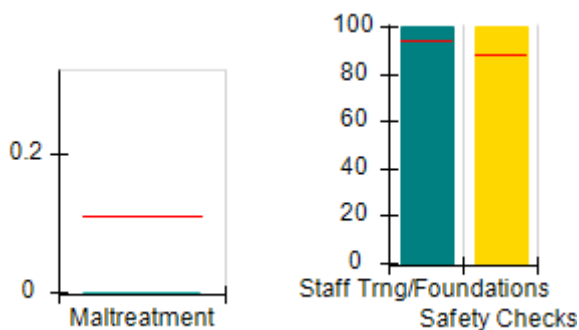
Overall Score (%)



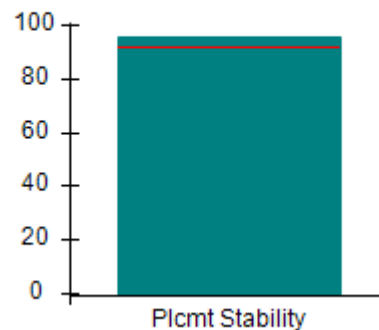
OPM Monitoring Reviews (%)



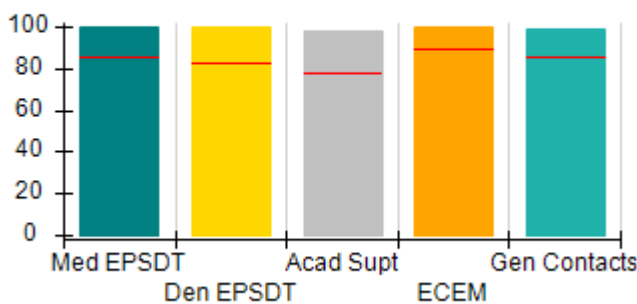
Safety Outcomes (%)



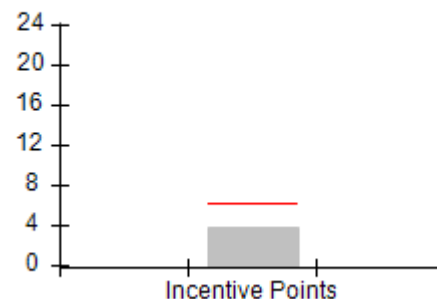
Permanency Outcomes (%)



Well-Being Outcomes (%)



Incentives Earned (Points)





Performance-Based Placement Measures RBWO Provider GA+SCORECARD - CPA

Report Quarter: Q1 FY2020

Provider/Program Name: Lookout Mountain Community Services Board - TREK				
Program/Ft.Oglethorpe (876) - CPA				
1875 Fant Drive, Fort Oglethorpe, GA 30742		Quarterly Scores (Grades)		Current Quarter Score (Grade)
Phone: 706-806-1211		Q1: 98.63 (A+)	Q2: N/A	98.63% (A+)
Vendor ID# 35448		Q3: N/A	Q4: N/A	
# New Foster Homes During Quarter: 2		# Children in Care During Quarter: 45	# Placements During Quarter: 45	# Children in Care On Last Day: 33
	Avg Performance All CPAs (%)	Provider Performance (%)*	Possible Points (Weight)	Provider Points Earned
OPM Monitoring Reviews				
Annual Comprehensive Reviews	84%	88%	25	22.10
Safety Reviews	89%	90%	15	13.50
Monitoring Sub-Total			40	35.60
CPA Safety Outcomes				
Incidence of Maltreatment	0.11%	No Substantiated Reports	10	10.00
Staff Training	94%	100%	5	5.00
Staff Safety Checks	88%	100%	5	5.00
Safety Sub-Total			20	20.00
CPA Permanency Outcomes				
Placement Stability	92%	96%	15	14.40
Permanency Sub-Total			15	14.40
CPA Well-Being Outcomes				
EPSDT Medical Visits	85%	100%	4	4.00
EPSDT Dental Visits	83%	100%	4	4.00
Academic Supports	78%	98%	3	2.94
Provider ECEM Visits	89%	100%	7	7.00
Provider General Contacts	85%	99%	7	6.93
Placements with Siblings	68%	100%	Not Scored	Not Scored
Placements within Legal County	14%	0%	Not Scored	Not Scored
Well-Being Sub-Total			25	24.87
*Performance calculation descriptions can be found in the FY 2019 RBWO PBP Measurements and Standards Guide.				
Monitoring & Outcomes: Possible Points = 100			Points Earned: 94.87	
Score Before Incentives Credit			94.87%	
Incentives Awarded			3.76 pts	
PBP Verification			N/A pts	
Total Score			98.63%	



DHS, DFCS, Office of Provider Management
Performance-Based Placement Measures
RBWO Provider GA+SCORECARD - CPA



Report Quarter: Q1 FY2020

Provider/Program Name: Lookout Mountain Community Services Board - TREK
Program/Ft.Oglethorpe (876) - CPA

# New Foster Homes During Quarter: 2		# Children in Care During Quarter: 45	# Placements During Quarter: 45	# Children in Care On Last Day: 33
CPA Incentive Credits	Avg Performance All CPAs (%)	Provider Performance (%)*	Possible Points (Weight)	Provider Points Earned
Early EPSDT Medical Visits		88%	2	1.76
Early EPSDT Dental Visits		100%	2	2.00
Permanency Contacts		0%	5	0.00
Additional Academic Supports		0%	2	0.00
HS Grad/GED/Prof or Trade Certificate/College		N/A	10/5/5/1	
EYSS Agreement		Not Eligible	5	
Community Connections		0%	4	0.00
Foster Hm Retention Rate (threshold = 90)		83%	2	0.00
Foster Hm Recruitment (threshold = 100)		33%	2	0.00
Active Agency Accreditation		0%	4	0.00
Staff Clinical Licensure		0%	5	0.00
Incentives Total	6.21			3.76
Maximum total combined incentive credit allowed is 10 points.			Incentives Awarded	3.76

*Performance calculation descriptions can be found in the FY 2019 RBWO PBP Measurements and Standards Guide.

Child Protective Services Investigations and Dispositions

The following investigations data, which is not used for scoring but is considered significant to a provider's performance, is from Georgia SHINES and is not considered final or complete until the end of the fiscal year.

Total Reports:	0
Number Screened In:	0
Number Screened Out:	0
Number Substantiated:	0
Number Unsubstantiated:	0
Number Active CPS Investigations:	0



DHS, DFCS, Office of Provider Management

Performance-Based Placement Measures

RBWO Provider GA+SCORECARD - CPA



Report Quarter: Q1 FY2020

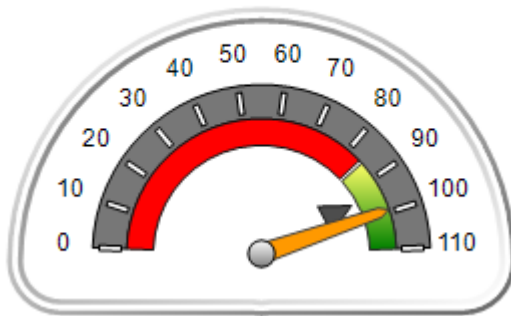
Provider/Program Name: Mentor Network - Albany (733) - CPA

2200 Watergate Court, Albany, GA 31707	Quarterly Scores (Grades)		Current Quarter Score (Grade)
Phone: 229-435-6601	Q1: 99.36 (A+)	Q2: N/A	99.36% (A+)
Vendor ID# 35498	Q3: N/A	Q4: N/A	
# New Foster Homes During Quarter: 11	# Children in Care During Quarter: 130	# Placements During Quarter: 136	# Children in Care On Last Day: 118

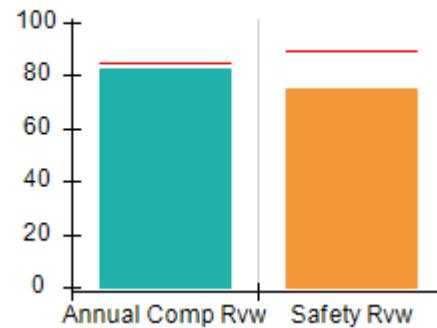
Quarterly Provider Comparisons to All CPAs

— indicates average for all CPAs

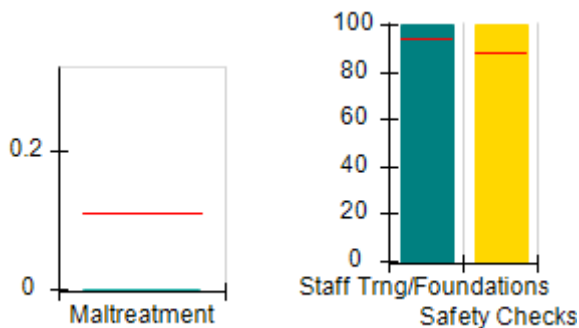
Overall Score (%)



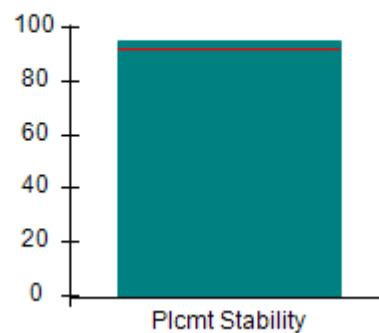
OPM Monitoring Reviews (%)



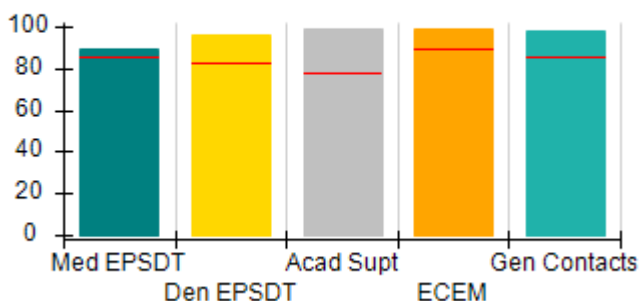
Safety Outcomes (%)



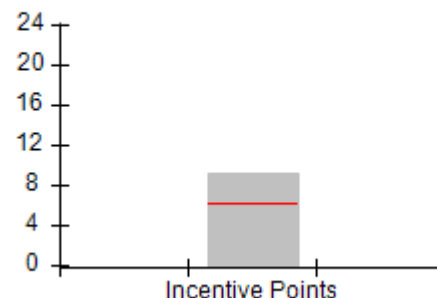
Permanency Outcomes (%)



Well-Being Outcomes (%)



Incentives Earned (Points)





DHS, DFCS, Office of Provider Management
Performance-Based Placement Measures
RBWO Provider GA+SCORECARD - CPA
Report Quarter: Q1 FY2020



Provider/Program Name: Mentor Network - Albany (733) - CPA				
2200 Watergate Court, Albany, GA 31707		Quarterly Scores (Grades)		Current Quarter Score (Grade)
Phone: 229-435-6601		Q1: 99.36 (A+)	Q2: N/A	99.36% (A+)
Vendor ID# 35498		Q3: N/A	Q4: N/A	
# New Foster Homes During Quarter: 11		# Children in Care During Quarter: 130	# Placements During Quarter: 136	# Children in Care On Last Day: 118
	Avg Performance All CPAs (%)	Provider Performance (%)*	Possible Points (Weight)	Provider Points Earned
OPM Monitoring Reviews				
Annual Comprehensive Reviews	84%	82%	25	20.60
Safety Reviews	89%	75%	15	11.25
Monitoring Sub-Total			40	31.85
CPA Safety Outcomes				
Incidence of Maltreatment	0.11%	No Substantiated Reports	10	10.00
Staff Training	94%	100%	5	5.00
Staff Safety Checks	88%	100%	5	5.00
Safety Sub-Total			20	20.00
CPA Permanency Outcomes				
Placement Stability	92%	95%	15	14.25
Permanency Sub-Total			15	14.25
CPA Well-Being Outcomes				
EPSDT Medical Visits	85%	89%	4	3.56
EPSDT Dental Visits	83%	96%	4	3.84
Academic Supports	78%	99%	3	2.97
Provider ECEM Visits	89%	99%	7	6.93
Provider General Contacts	85%	98%	7	6.86
Placements with Siblings	68%	64%	Not Scored	Not Scored
Placements within Legal County	14%	25%	Not Scored	Not Scored
Well-Being Sub-Total			25	24.16
*Performance calculation descriptions can be found in the FY 2019 RBWO PBP Measurements and Standards Guide.				
Monitoring & Outcomes: Possible Points = 100			Points Earned: 90.26	
Score Before Incentives Credit				90.26%
Incentives Awarded				9.10 pts
PBP Verification				N/A pts
Total Score				99.36%



DHS, DFCS, Office of Provider Management
Performance-Based Placement Measures
RBWO Provider GA+SCORECARD - CPA
Report Quarter: Q1 FY2020



Provider/Program Name: Mentor Network - Albany (733) - CPA

# New Foster Homes During Quarter: 11		# Children in Care During Quarter: 130	# Placements During Quarter: 136	# Children in Care On Last Day: 118
CPA Incentive Credits	Avg Performance All CPAs (%)	Provider Performance (%)*	Possible Points (Weight)	Provider Points Earned
Early EPSDT Medical Visits		96%	2	1.92
Early EPSDT Dental Visits		89%	2	1.78
Permanency Contacts		0%	5	0.00
Additional Academic Supports		70%	2	1.40
HS Grad/GED/Prof or Trade Certificate/College		N/A	10/5/5/1	
EYSS Agreement		Not Eligible	5	
Community Connections		0%	4	0.00
Foster Hm Retention Rate (threshold = 90)		82%	2	0.00
Foster Hm Recruitment (threshold = 100)		225%	2	2.00
Active Agency Accreditation		50%	4	2.00
Staff Clinical Licensure		0%	5	0.00
Incentives Total	6.21			9.10
Maximum total combined incentive credit allowed is 10 points.			Incentives Awarded	9.10

*Performance calculation descriptions can be found in the FY 2019 RBWO PBP Measurements and Standards Guide.

Child Protective Services Investigations and Dispositions

The following investigations data, which is not used for scoring but is considered significant to a provider's performance, is from Georgia SHINES and is not considered final or complete until the end of the fiscal year.

Total Reports:	3
Number Screened In:	3
Number Screened Out:	0
Number Substantiated:	0
Number Unsubstantiated:	0
Number Active CPS Investigations:	3



DHS, DFCS, Office of Provider Management

Performance-Based Placement Measures

RBWO Provider GA+SCORECARD - CPA



Report Quarter: Q1 FY2020

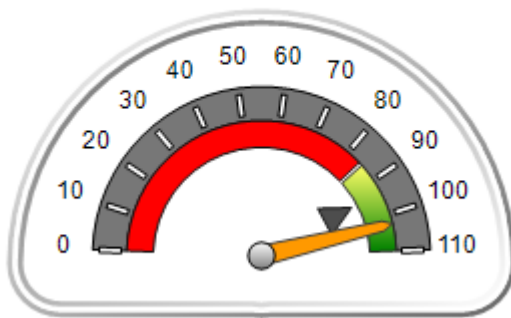
Provider/Program Name: Mentor Network - Mentor Athens (734) - CPA

185 Ben Burton Circle, Bogart, GA 30622	Quarterly Scores (Grades)		Current Quarter Score (Grade)
Phone: 706-425-1814	Q1: 102.71 (A+)	Q2: N/A	102.71% (A+)
Vendor ID# 35497	Q3: N/A	Q4: N/A	
# New Foster Homes During Quarter: 0	# Children in Care During Quarter: 33	# Placements During Quarter: 33	# Children in Care On Last Day: 31

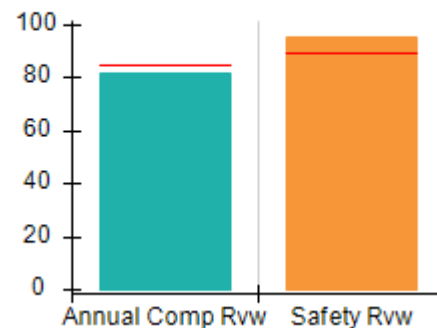
Quarterly Provider Comparisons to All CPAs

▼ — indicates average for all CPAs

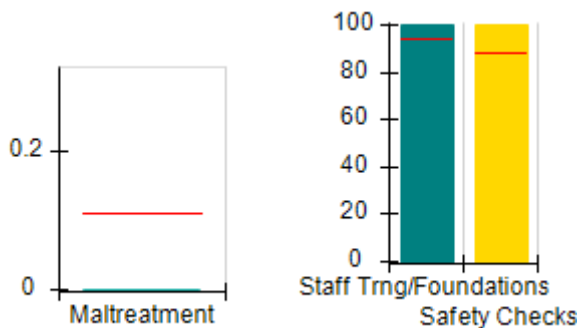
Overall Score (%)



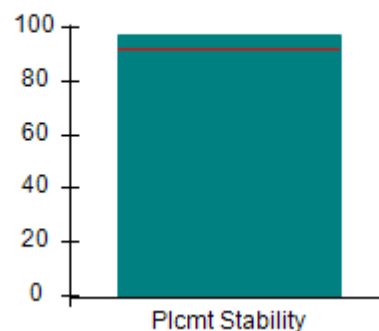
OPM Monitoring Reviews (%)



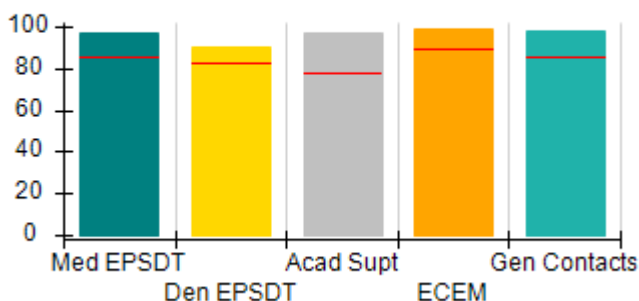
Safety Outcomes (%)



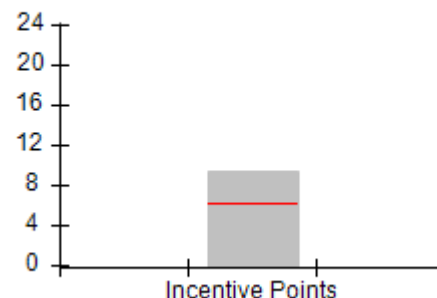
Permanency Outcomes (%)



Well-Being Outcomes (%)



Incentives Earned (Points)





DHS, DFCS, Office of Provider Management
Performance-Based Placement Measures
RBWO Provider GA+SCORECARD - CPA
Report Quarter: Q1 FY2020



Provider/Program Name: Mentor Network - Mentor Athens (734) - CPA

185 Ben Burton Circle, Bogart, GA 30622	Quarterly Scores (Grades)		Current Quarter Score (Grade)
Phone: 706-425-1814	Q1: 102.71 (A+)	Q2: N/A	102.71% (A+)
Vendor ID# 35497	Q3: N/A	Q4: N/A	

# New Foster Homes During Quarter: 0	# Children in Care During Quarter: 33	# Placements During Quarter: 33	# Children in Care On Last Day: 31
--------------------------------------	---------------------------------------	---------------------------------	------------------------------------

	Avg Performance All CPAs (%)	Provider Performance (%)*	Possible Points (Weight)	Provider Points Earned
--	------------------------------	---------------------------	--------------------------	------------------------

OPM Monitoring Reviews

Annual Comprehensive Reviews	84%	82%	25	20.43
Safety Reviews	89%	95%	15	14.25
Monitoring Sub-Total			40	34.68

CPA Safety Outcomes

Incidence of Maltreatment	0.11%	No Substantiated Reports	10	10.00
Staff Training	94%	100%	5	5.00
Staff Safety Checks	88%	100%	5	5.00
Safety Sub-Total			20	20.00

CPA Permanency Outcomes

Placement Stability	92%	97%	15	14.55
Permanency Sub-Total			15	14.55

CPA Well-Being Outcomes

EPSDT Medical Visits	85%	97%	4	3.88
EPSDT Dental Visits	83%	90%	4	3.60
Academic Supports	78%	97%	3	2.91
Provider ECEM Visits	89%	99%	7	6.93
Provider General Contacts	85%	98%	7	6.86
Placements with Siblings	68%	73%	Not Scored	Not Scored
Placements within Legal County	14%	0%	Not Scored	Not Scored
Well-Being Sub-Total			25	24.18

*Performance calculation descriptions can be found in the FY 2019 RBWO PBP Measurements and Standards Guide.

Monitoring & Outcomes: Possible Points = 100	Points Earned: 93.41
Score Before Incentives Credit	93.41%
Incentives Awarded	9.30 pts
PBP Verification	N/A pts
Total Score	102.71%



DHS, DFCS, Office of Provider Management
Performance-Based Placement Measures
RBWO Provider GA+SCORECARD - CPA
Report Quarter: Q1 FY2020



Provider/Program Name: Mentor Network - Mentor Athens (734) - CPA

# New Foster Homes During Quarter: 0		# Children in Care During Quarter: 33	# Placements During Quarter: 33	# Children in Care On Last Day: 31
CPA Incentive Credits	Avg Performance All CPAs (%)	Provider Performance (%)*	Possible Points (Weight)	Provider Points Earned
Early EPSDT Medical Visits		100%	2	2.00
Early EPSDT Dental Visits		63%	2	1.26
Permanency Contacts		None Planned	5	
Additional Academic Supports		2%	2	0.04
HS Grad/GED/Prof or Trade Certificate/College		N/A	10/5/5/1	
EYSS Agreement		Not Eligible	5	
Community Connections		0%	4	0.00
Foster Hm Retention Rate (threshold = 90)		100%	2	2.00
Foster Hm Recruitment (threshold = 100)		100%	2	2.00
Active Agency Accreditation		50%	4	2.00
Staff Clinical Licensure		0%	5	0.00
Incentives Total	6.21			9.30
Maximum total combined incentive credit allowed is 10 points.			Incentives Awarded	9.30

*Performance calculation descriptions can be found in the FY 2019 RBWO PBP Measurements and Standards Guide.

Child Protective Services Investigations and Dispositions

The following investigations data, which is not used for scoring but is considered significant to a provider's performance, is from Georgia SHINES and is not considered final or complete until the end of the fiscal year.

Total Reports:	0
Number Screened In:	0
Number Screened Out:	0
Number Substantiated:	0
Number Unsubstantiated:	0
Number Active CPS Investigations:	0



DHS, DFCS, Office of Provider Management

Performance-Based Placement Measures

RBWO Provider GA+SCORECARD - CPA



Report Quarter: Q1 FY2020

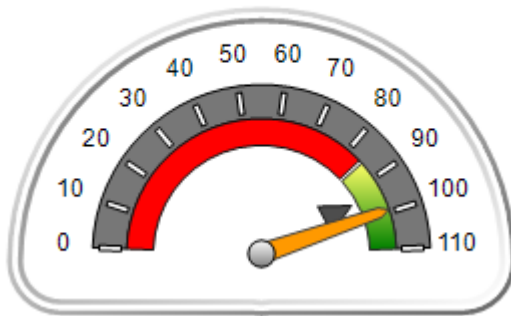
Provider/Program Name: Mentor Network - Mentor Atlanta (736) - CPA

2302 Parklake Drive, Atlanta, GA 30345	Quarterly Scores (Grades)		Current Quarter Score (Grade)
Phone: 470-362-7212	Q1: 99.34 (A+)	Q2: N/A	99.34% (A+)
Vendor ID# 35493	Q3: N/A	Q4: N/A	
# New Foster Homes During Quarter: 3	# Children in Care During Quarter: 73	# Placements During Quarter: 73	# Children in Care On Last Day: 55

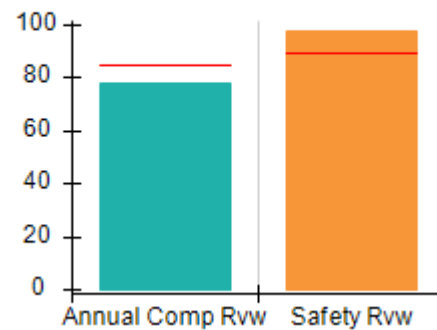
Quarterly Provider Comparisons to All CPAs

— indicates average for all CPAs

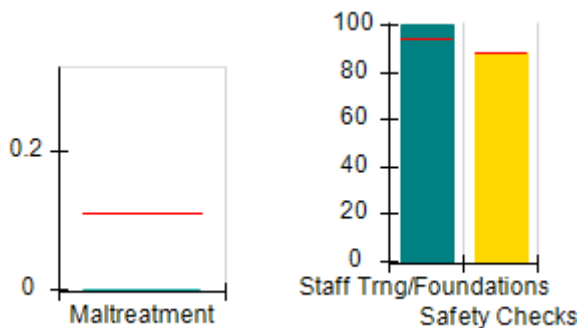
Overall Score (%)



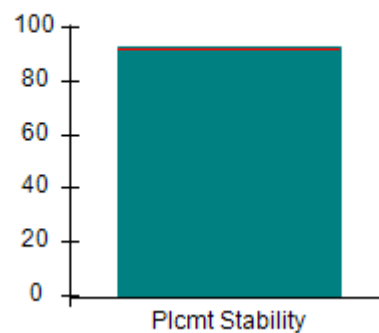
OPM Monitoring Reviews (%)



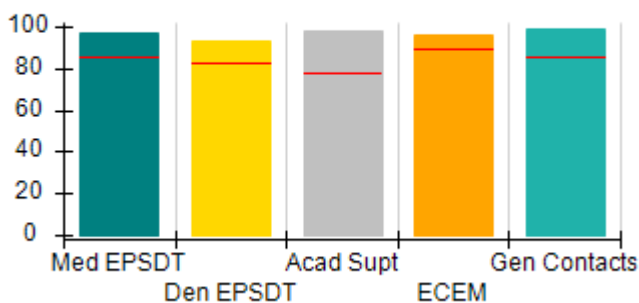
Safety Outcomes (%)



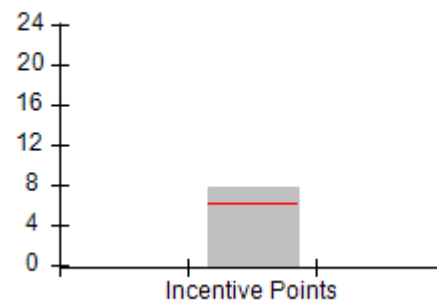
Permanency Outcomes (%)



Well-Being Outcomes (%)



Incentives Earned (Points)





DHS, DFCS, Office of Provider Management
Performance-Based Placement Measures
RBWO Provider GA+SCORECARD - CPA
Report Quarter: Q1 FY2020



Provider/Program Name: Mentor Network - Mentor Atlanta (736) - CPA

2302 Parklake Drive, Atlanta, GA 30345	Quarterly Scores (Grades)		Current Quarter Score (Grade)
Phone: 470-362-7212	Q1: 99.34 (A+)	Q2: N/A	99.34% (A+)
Vendor ID# 35493	Q3: N/A	Q4: N/A	

# New Foster Homes During Quarter: 3	# Children in Care During Quarter: 73	# Placements During Quarter: 73	# Children in Care On Last Day: 55
--------------------------------------	---------------------------------------	---------------------------------	------------------------------------

	Avg Performance All CPAs (%)	Provider Performance (%)*	Possible Points (Weight)	Provider Points Earned
--	------------------------------	---------------------------	--------------------------	------------------------

OPM Monitoring Reviews

Annual Comprehensive Reviews	84%	78%	25	19.43
Safety Reviews	89%	98%	15	14.63
Monitoring Sub-Total			40	34.06

CPA Safety Outcomes

Incidence of Maltreatment	0.11%	No Substantiated Reports	10	10.00
Staff Training	94%	100%	5	5.00
Staff Safety Checks	88%	88%	5	4.40
Safety Sub-Total			20	19.40

CPA Permanency Outcomes

Placement Stability	92%	93%	15	13.95
Permanency Sub-Total			15	13.95

CPA Well-Being Outcomes

EPSDT Medical Visits	85%	97%	4	3.88
EPSDT Dental Visits	83%	93%	4	3.72
Academic Supports	78%	98%	3	2.94
Provider ECEM Visits	89%	96%	7	6.72
Provider General Contacts	85%	99%	7	6.93
Placements with Siblings	68%	62%	Not Scored	Not Scored
Placements within Legal County	14%	0%	Not Scored	Not Scored
Well-Being Sub-Total			25	24.19

*Performance calculation descriptions can be found in the FY 2019 RBWO PBP Measurements and Standards Guide.

Monitoring & Outcomes: Possible Points = 100	Points Earned: 91.60
Score Before Incentives Credit	91.60%
Incentives Awarded	7.74 pts
PBP Verification	N/A pts
Total Score	99.34%



DHS, DFCS, Office of Provider Management
Performance-Based Placement Measures
RBWO Provider GA+SCORECARD - CPA
Report Quarter: Q1 FY2020



Provider/Program Name: Mentor Network - Mentor Atlanta (736) - CPA

# New Foster Homes During Quarter: 3		# Children in Care During Quarter: 73	# Placements During Quarter: 73	# Children in Care On Last Day: 55
CPA Incentive Credits	Avg Performance All CPAs (%)	Provider Performance (%)*	Possible Points (Weight)	Provider Points Earned
Early EPSDT Medical Visits		100%	2	2.00
Early EPSDT Dental Visits		87%	2	1.74
Permanency Contacts		None Planned	5	
Additional Academic Supports		0%	2	0.00
HS Grad/GED/Prof or Trade Certificate/College		N/A	10/5/5/1	
EYSS Agreement		Not Eligible	5	
Community Connections		0%	4	0.00
Foster Hm Retention Rate (threshold = 90)		94%	2	2.00
Foster Hm Recruitment (threshold = 100)		75%	2	0.00
Active Agency Accreditation		50%	4	2.00
Staff Clinical Licensure		0%	5	0.00
Incentives Total	6.21			7.74
Maximum total combined incentive credit allowed is 10 points.			Incentives Awarded	7.74

*Performance calculation descriptions can be found in the FY 2019 RBWO PBP Measurements and Standards Guide.

Child Protective Services Investigations and Dispositions

The following investigations data, which is not used for scoring but is considered significant to a provider's performance, is from Georgia SHINES and is not considered final or complete until the end of the fiscal year.

Total Reports:	3
Number Screened In:	2
Number Screened Out:	1
Number Substantiated:	0
Number Unsubstantiated:	0
Number Active CPS Investigations:	2



DHS, DFCS, Office of Provider Management

Performance-Based Placement Measures

RBWO Provider GA+SCORECARD - CPA



Report Quarter: Q1 FY2020

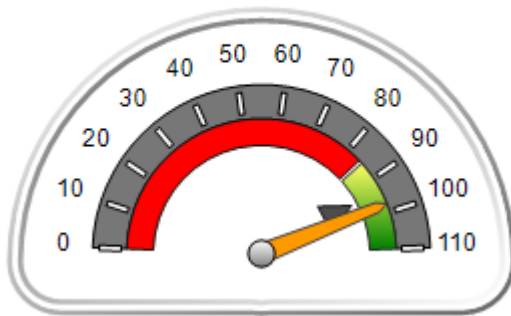
Provider/Program Name: Mentor Network - Mentor Augusta (737) - CPA

4210 Columbia Rd., Martinez, GA 30907	Quarterly Scores (Grades)		Current Quarter Score (Grade)
Phone: 706-868-5268	Q1: 97.68 (A+)	Q2: N/A	97.68% (A+)
Vendor ID# 35495	Q3: N/A	Q4: N/A	
# New Foster Homes During Quarter: 2	# Children in Care During Quarter: 67	# Placements During Quarter: 80	# Children in Care On Last Day: 57

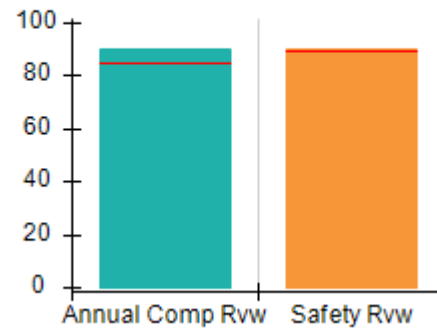
Quarterly Provider Comparisons to All CPAs

▼ — indicates average for all CPAs

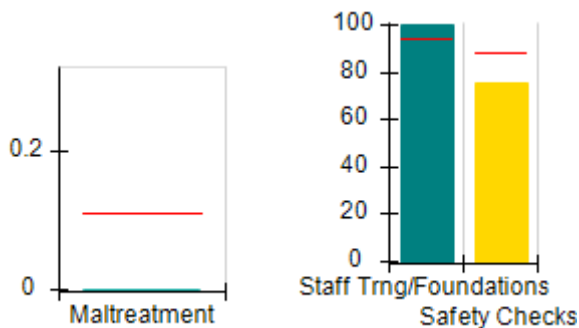
Overall Score (%)



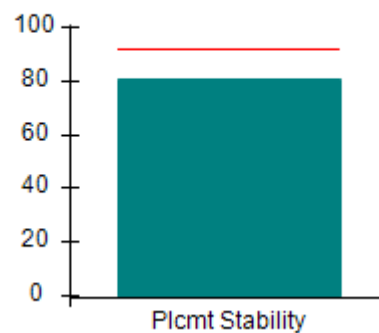
OPM Monitoring Reviews (%)



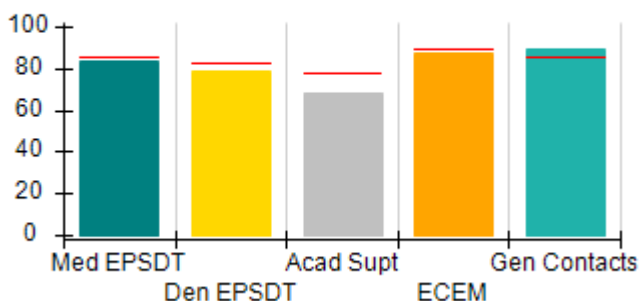
Safety Outcomes (%)



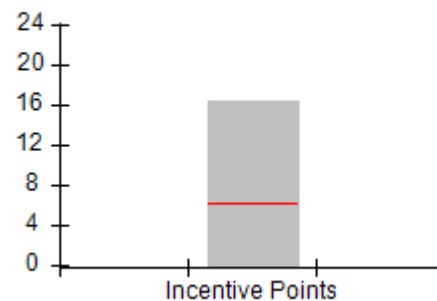
Permanency Outcomes (%)



Well-Being Outcomes (%)



Incentives Earned (Points)





DHS, DFCS, Office of Provider Management
Performance-Based Placement Measures
RBWO Provider GA+SCORECARD - CPA



Report Quarter: Q1 FY2020

Provider/Program Name: Mentor Network - Mentor Augusta (737) - CPA				
4210 Columbia Rd., Martinez, GA 30907		Quarterly Scores (Grades)		Current Quarter Score (Grade)
Phone: 706-868-5268		Q1: 97.68 (A+)	Q2: N/A	97.68% (A+)
Vendor ID# 35495		Q3: N/A	Q4: N/A	
# New Foster Homes During Quarter: 2		# Children in Care During Quarter: 67	# Placements During Quarter: 80	# Children in Care On Last Day: 57
	Avg Performance All CPAs (%)	Provider Performance (%)*	Possible Points (Weight)	Provider Points Earned
OPM Monitoring Reviews				
Annual Comprehensive Reviews	84%	90%	25	22.44
Safety Reviews	89%	90%	15	13.50
Monitoring Sub-Total			40	35.94
CPA Safety Outcomes				
Incidence of Maltreatment	0.11%	No Substantiated Reports	10	10.00
Staff Training	94%	100%	5	5.00
Staff Safety Checks	88%	75%	5	3.75
Safety Sub-Total			20	18.75
CPA Permanency Outcomes				
Placement Stability	92%	81%	15	12.15
Permanency Sub-Total			15	12.15
CPA Well-Being Outcomes				
EPSDT Medical Visits	85%	83%	4	3.32
EPSDT Dental Visits	83%	79%	4	3.16
Academic Supports	78%	68%	3	2.04
Provider ECEM Visits	89%	87%	7	6.09
Provider General Contacts	85%	89%	7	6.23
Placements with Siblings	68%	62%	Not Scored	Not Scored
Placements within Legal County	14%	36%	Not Scored	Not Scored
Well-Being Sub-Total			25	20.84

*Performance calculation descriptions can be found in the FY 2019 RBWO PBP Measurements and Standards Guide.

Monitoring & Outcomes: Possible Points = 100		Points Earned: 87.68	
Score Before Incentives Credit			87.68%
Incentives Awarded			10.00 pts
PBP Verification			N/A pts
Total Score			97.68%



DHS, DFCS, Office of Provider Management
Performance-Based Placement Measures
RBWO Provider GA+SCORECARD - CPA
Report Quarter: Q1 FY2020



Provider/Program Name: Mentor Network - Mentor Augusta (737) - CPA

# New Foster Homes During Quarter: 2		# Children in Care During Quarter: 67	# Placements During Quarter: 80	# Children in Care On Last Day: 57
CPA Incentive Credits	Avg Performance All CPAs (%)	Provider Performance (%)*	Possible Points (Weight)	Provider Points Earned
Early EPSDT Medical Visits		73%	2	1.46
Early EPSDT Dental Visits		47%	2	0.94
Permanency Contacts		0%	5	0.00
Additional Academic Supports		0%	2	0.00
HS Grad/GED/Prof or Trade Certificate/College		N/A	10/5/5/1	10.00
EYSS Agreement		Not Eligible	5	
Community Connections		0%	4	0.00
Foster Hm Retention Rate (threshold = 90)		94%	2	2.00
Foster Hm Recruitment (threshold = 100)		75%	2	0.00
Active Agency Accreditation		50%	4	2.00
Staff Clinical Licensure		0%	5	0.00
Incentives Total	6.21			16.40
Maximum total combined incentive credit allowed is 10 points.			Incentives Awarded	10.00

*Performance calculation descriptions can be found in the FY 2019 RBWO PBP Measurements and Standards Guide.

Child Protective Services Investigations and Dispositions

The following investigations data, which is not used for scoring but is considered significant to a provider's performance, is from Georgia SHINES and is not considered final or complete until the end of the fiscal year.

Total Reports:	3
Number Screened In:	3
Number Screened Out:	0
Number Substantiated:	0
Number Unsubstantiated:	3
Number Active CPS Investigations:	0



DHS, DFCS, Office of Provider Management

Performance-Based Placement Measures

RBWO Provider GA+SCORECARD - CPA



Report Quarter: Q1 FY2020

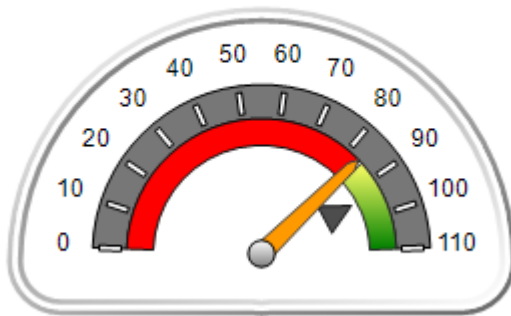
Provider/Program Name: Mentor Network - Mentor Macon (740) - CPA

120-B Osigian Blvd., Warner Robins, GA 31088	Quarterly Scores (Grades)		Current Quarter Score (Grade)
Phone: 478-333-2971	Q1: 83.73 (B-)	Q2: N/A	83.73% (B-)
Vendor ID# 35496	Q3: N/A	Q4: N/A	
# New Foster Homes During Quarter: 4	# Children in Care During Quarter: 99	# Placements During Quarter: 114	# Children in Care On Last Day: 88

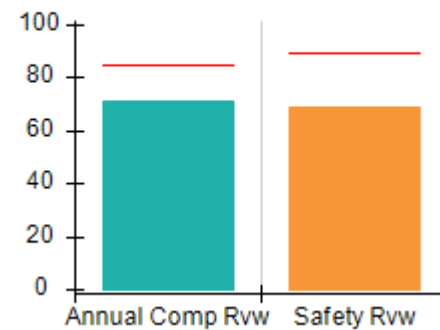
Quarterly Provider Comparisons to All CPAs

▼ — indicates average for all CPAs

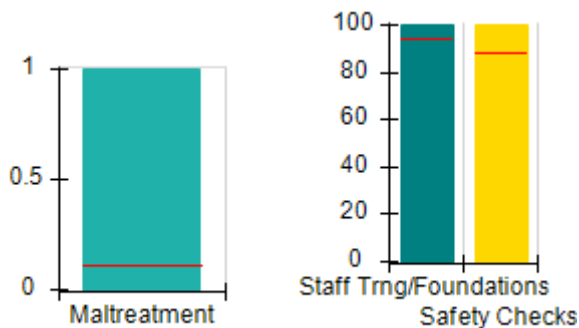
Overall Score (%)



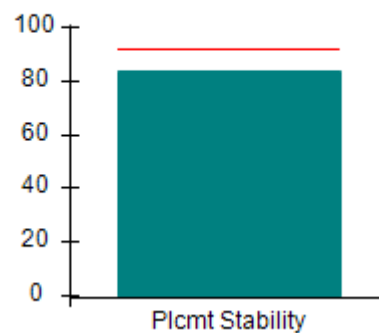
OPM Monitoring Reviews (%)



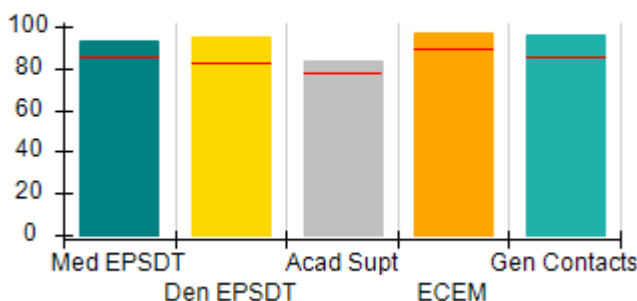
Safety Outcomes (%)



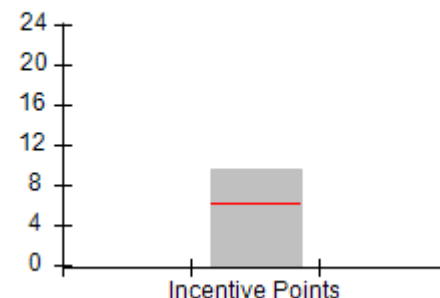
Permanency Outcomes (%)



Well-Being Outcomes (%)



Incentives Earned (Points)





DHS, DFCS, Office of Provider Management
Performance-Based Placement Measures
RBWO Provider GA+SCORECARD - CPA
Report Quarter: Q1 FY2020



Provider/Program Name: Mentor Network - Mentor Macon (740) - CPA

120-B Osgian Blvd., Warner Robins, GA 31088	Quarterly Scores (Grades)		Current Quarter Score (Grade)
Phone: 478-333-2971	Q1: 83.73 (B-)	Q2: N/A	83.73% (B-)
Vendor ID# 35496	Q3: N/A	Q4: N/A	

# New Foster Homes During Quarter: 4	# Children in Care During Quarter: 99	# Placements During Quarter: 114	# Children in Care On Last Day: 88
--------------------------------------	---------------------------------------	----------------------------------	------------------------------------

	Avg Performance All CPAs (%)	Provider Performance (%)*	Possible Points (Weight)	Provider Points Earned
--	------------------------------	---------------------------	--------------------------	------------------------

OPM Monitoring Reviews

Annual Comprehensive Reviews	84%	71%	25	17.81
Safety Reviews	89%	69%	15	10.31
Monitoring Sub-Total			40	28.13

CPA Safety Outcomes

Incidence of Maltreatment	0.11%	1 Substantiated Report	10	0.00
Staff Training	94%	100%	5	5.00
Staff Safety Checks	88%	100%	5	5.00
Safety Sub-Total			20	10.00

CPA Permanency Outcomes

Placement Stability	92%	84%	15	12.60
Permanency Sub-Total			15	12.60

CPA Well-Being Outcomes

EPSDT Medical Visits	85%	93%	4	3.72
EPSDT Dental Visits	83%	95%	4	3.80
Academic Supports	78%	83%	3	2.49
Provider ECEM Visits	89%	97%	7	6.79
Provider General Contacts	85%	96%	7	6.72
Placements with Siblings	68%	71%	Not Scored	Not Scored
Placements within Legal County	14%	3%	Not Scored	Not Scored
Well-Being Sub-Total			25	23.52

*Performance calculation descriptions can be found in the FY 2019 RBWO PBP Measurements and Standards Guide.

Monitoring & Outcomes: Possible Points = 100	Points Earned: 74.25
Score Before Incentives Credit	74.25%
Incentives Awarded	9.48 pts
PBP Verification	N/A pts
Total Score	83.73%



DHS, DFCS, Office of Provider Management
Performance-Based Placement Measures
RBWO Provider GA+SCORECARD - CPA
Report Quarter: Q1 FY2020



Provider/Program Name: Mentor Network - Mentor Macon (740) - CPA

# New Foster Homes During Quarter: 4		# Children in Care During Quarter: 99	# Placements During Quarter: 114	# Children in Care On Last Day: 88
CPA Incentive Credits	Avg Performance All CPAs (%)	Provider Performance (%)*	Possible Points (Weight)	Provider Points Earned
Early EPSDT Medical Visits		91%	2	1.82
Early EPSDT Dental Visits		81%	2	1.62
Permanency Contacts		0%	5	0.00
Additional Academic Supports		2%	2	0.04
HS Grad/GED/Prof or Trade Certificate/College		N/A	10/5/5/1	
EYSS Agreement		Not Eligible	5	
Community Connections		0%	4	0.00
Foster Hm Retention Rate (threshold = 90)		84%	2	0.00
Foster Hm Recruitment (threshold = 100)		150%	2	2.00
Active Agency Accreditation		100%	4	4.00
Staff Clinical Licensure		0%	5	0.00
Incentives Total	6.21			9.48
Maximum total combined incentive credit allowed is 10 points.			Incentives Awarded	9.48

*Performance calculation descriptions can be found in the FY 2019 RBWO PBP Measurements and Standards Guide.

Child Protective Services Investigations and Dispositions

The following investigations data, which is not used for scoring but is considered significant to a provider's performance, is from Georgia SHINES and is not considered final or complete until the end of the fiscal year.

Total Reports:	3
Number Screened In:	3
Number Screened Out:	0
Number Substantiated:	1
Number Unsubstantiated:	2
Number Active CPS Investigations:	0



DHS, DFCS, Office of Provider Management
Performance-Based Placement Measures
RBWO Provider GA+SCORECARD - CPA



Report Quarter: Q1 FY2020

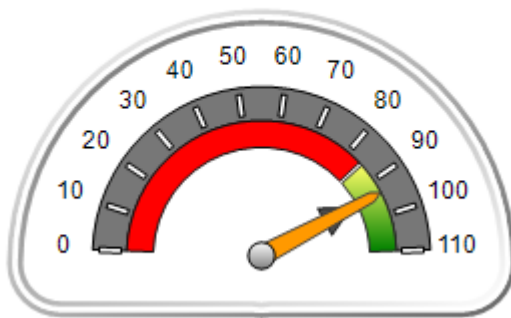
Provider/Program Name: Mentor Network - Mentor Savannah (742) - CPA

529 Stephenson Ave, Savannah, GA 31405	Quarterly Scores (Grades)		Current Quarter Score (Grade)
Phone: 912-354-8990	Q1: 93.82 (A-)	Q2: N/A	93.82% (A-)
Vendor ID# 35494	Q3: N/A	Q4: N/A	
# New Foster Homes During Quarter: 7	# Children in Care During Quarter: 52	# Placements During Quarter: 58	# Children in Care On Last Day: 48

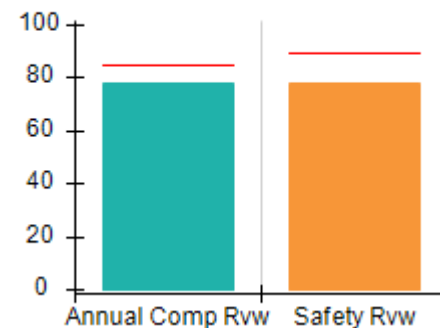
Quarterly Provider Comparisons to All CPAs

▼ — indicates average for all CPAs

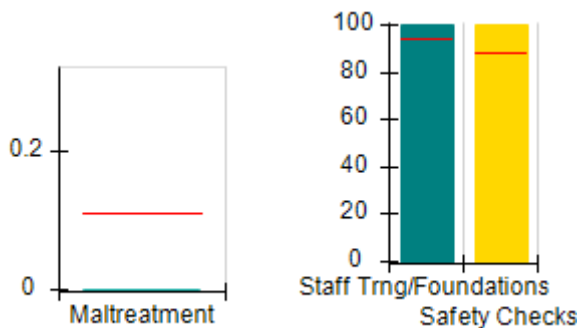
Overall Score (%)



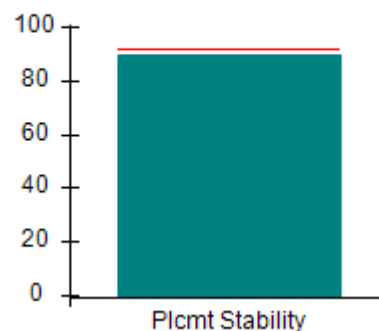
OPM Monitoring Reviews (%)



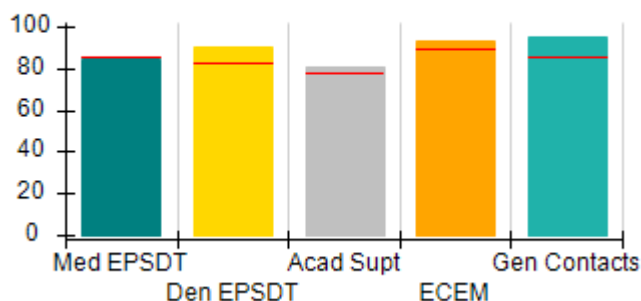
Safety Outcomes (%)



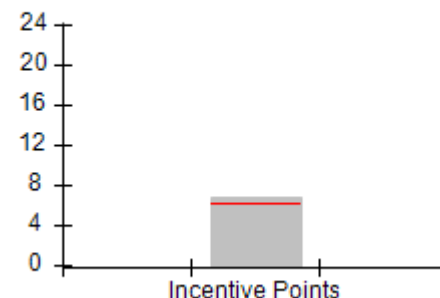
Permanency Outcomes (%)



Well-Being Outcomes (%)



Incentives Earned (Points)





DHS, DFCS, Office of Provider Management
Performance-Based Placement Measures
RBWO Provider GA+SCORECARD - CPA
Report Quarter: Q1 FY2020



Provider/Program Name: Mentor Network - Mentor Savannah (742) - CPA				
529 Stephenson Ave, Savannah, GA 31405	Quarterly Scores (Grades)		Current Quarter Score (Grade)	
Phone: 912-354-8990	Q1: 93.82 (A-)	Q2: N/A	93.82% (A-)	
Vendor ID# 35494	Q3: N/A	Q4: N/A		
# New Foster Homes During Quarter: 7	# Children in Care During Quarter: 52	# Placements During Quarter: 58	# Children in Care On Last Day: 48	
	Avg Performance All CPAs (%)	Provider Performance (%)*	Possible Points (Weight)	Provider Points Earned
OPM Monitoring Reviews				
Annual Comprehensive Reviews	84%	78%	25	19.48
Safety Reviews	89%	78%	15	11.63
Monitoring Sub-Total			40	31.11
CPA Safety Outcomes				
Incidence of Maltreatment	0.11%	No Substantiated Reports	10	10.00
Staff Training	94%	100%	5	5.00
Staff Safety Checks	88%	100%	5	5.00
Safety Sub-Total			20	20.00
CPA Permanency Outcomes				
Placement Stability	92%	90%	15	13.50
Permanency Sub-Total			15	13.50
CPA Well-Being Outcomes				
EPSDT Medical Visits	85%	84%	4	3.36
EPSDT Dental Visits	83%	90%	4	3.60
Academic Supports	78%	81%	3	2.43
Provider ECEM Visits	89%	93%	7	6.51
Provider General Contacts	85%	95%	7	6.65
Placements with Siblings	68%	73%	Not Scored	Not Scored
Placements within Legal County	14%	23%	Not Scored	Not Scored
Well-Being Sub-Total			25	22.55
*Performance calculation descriptions can be found in the FY 2019 RBWO PBP Measurements and Standards Guide.				
Monitoring & Outcomes: Possible Points = 100			Points Earned: 87.16	
Score Before Incentives Credit			87.16%	
Incentives Awarded			6.66 pts	
PBP Verification			N/A pts	
Total Score			93.82%	



DHS, DFCS, Office of Provider Management
Performance-Based Placement Measures
RBWO Provider GA+SCORECARD - CPA
Report Quarter: Q1 FY2020



Provider/Program Name: Mentor Network - Mentor Savannah (742) - CPA

# New Foster Homes During Quarter: 7		# Children in Care During Quarter: 52	# Placements During Quarter: 58	# Children in Care On Last Day: 48
CPA Incentive Credits	Avg Performance All CPAs (%)	Provider Performance (%)*	Possible Points (Weight)	Provider Points Earned
Early EPSDT Medical Visits		50%	2	1.00
Early EPSDT Dental Visits		58%	2	1.16
Permanency Contacts		0%	5	0.00
Additional Academic Supports		0%	2	0.00
HS Grad/GED/Prof or Trade Certificate/College		N/A	10/5/5/1	
EYSS Agreement		Not Eligible	5	
Community Connections		0%	4	0.00
Foster Hm Retention Rate (threshold = 90)		76%	2	0.00
Foster Hm Recruitment (threshold = 100)		200%	2	2.00
Active Agency Accreditation		50%	4	2.00
Staff Clinical Licensure		10%	5	0.50
Incentives Total	6.21			6.66
Maximum total combined incentive credit allowed is 10 points.			Incentives Awarded	6.66

*Performance calculation descriptions can be found in the FY 2019 RBWO PBP Measurements and Standards Guide.

Child Protective Services Investigations and Dispositions

The following investigations data, which is not used for scoring but is considered significant to a provider's performance, is from Georgia SHINES and is not considered final or complete until the end of the fiscal year.

Total Reports:	0
Number Screened In:	0
Number Screened Out:	0
Number Substantiated:	0
Number Unsubstantiated:	0
Number Active CPS Investigations:	0



DHS, DFCS, Office of Provider Management

Performance-Based Placement Measures

RBWO Provider GA+SCORECARD - CPA



Report Quarter: Q1 FY2020

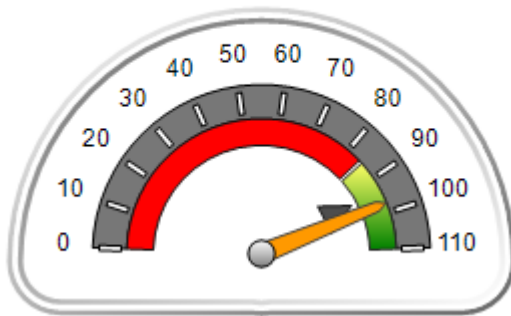
Provider/Program Name: Meritan, Inc. d/b/a Meritan Stepping Stones - Macon (682) - CPA

920A N Tennessee St., Macon, GA 31210	Quarterly Scores (Grades)		Current Quarter Score (Grade)
Phone: 478-474-8552	Q1: 97.46 (A+)	Q2: N/A	97.46% (A+)
Vendor ID# 35385	Q3: N/A	Q4: N/A	
# New Foster Homes During Quarter: 0	# Children in Care During Quarter: 75	# Placements During Quarter: 75	# Children in Care On Last Day: 64

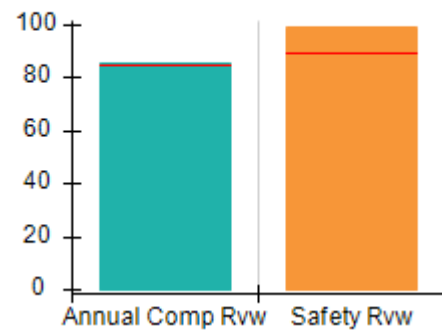
Quarterly Provider Comparisons to All CPAs

— indicates average for all CPAs

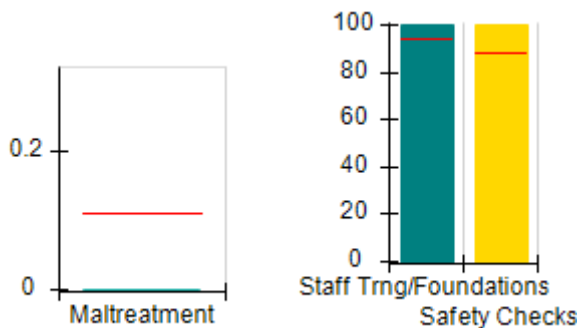
Overall Score (%)



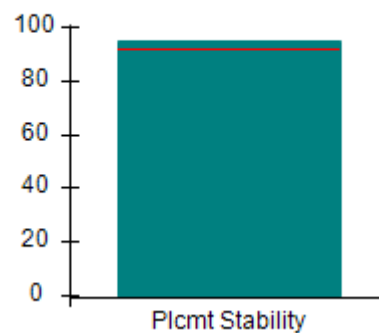
OPM Monitoring Reviews (%)



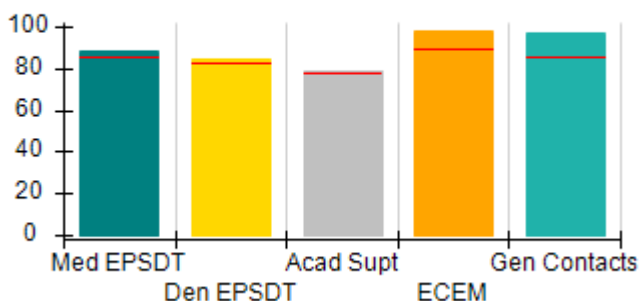
Safety Outcomes (%)



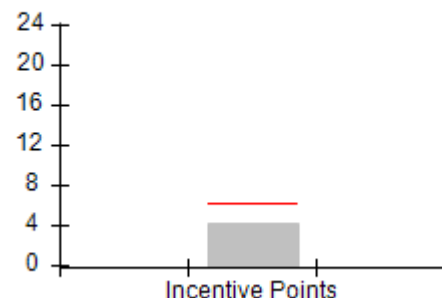
Permanency Outcomes (%)



Well-Being Outcomes (%)



Incentives Earned (Points)





DHS, DFCS, Office of Provider Management
Performance-Based Placement Measures
RBWO Provider GA+SCORECARD - CPA
Report Quarter: Q1 FY2020



Provider/Program Name: Meritan, Inc. d/b/a Meritan Stepping Stones - Macon (682) - CPA

920A N Tennessee St., Macon, GA 31210	Quarterly Scores (Grades)		Current Quarter Score (Grade)
Phone: 478-474-8552	Q1: 97.46 (A+)	Q2: N/A	97.46% (A+)
Vendor ID# 35385	Q3: N/A	Q4: N/A	

# New Foster Homes During Quarter: 0	# Children in Care During Quarter: 75	# Placements During Quarter: 75	# Children in Care On Last Day: 64
--------------------------------------	---------------------------------------	---------------------------------	------------------------------------

	Avg Performance All CPAs (%)	Provider Performance (%)*	Possible Points (Weight)	Provider Points Earned
--	------------------------------	---------------------------	--------------------------	------------------------

OPM Monitoring Reviews

Annual Comprehensive Reviews	84%	85%	25	21.32
Safety Reviews	89%	99%	15	14.81
Monitoring Sub-Total			40	36.13

CPA Safety Outcomes

Incidence of Maltreatment	0.11%	No Substantiated Reports	10	10.00
Staff Training	94%	100%	5	5.00
Staff Safety Checks	88%	100%	5	5.00
Safety Sub-Total			20	20.00

CPA Permanency Outcomes

Placement Stability	92%	95%	15	14.25
Permanency Sub-Total			15	14.25

CPA Well-Being Outcomes

EPSDT Medical Visits	85%	88%	4	3.52
EPSDT Dental Visits	83%	84%	4	3.36
Academic Supports	78%	79%	3	2.37
Provider ECEM Visits	89%	98%	7	6.86
Provider General Contacts	85%	97%	7	6.79
Placements with Siblings	68%	62%	Not Scored	Not Scored
Placements within Legal County	14%	0%	Not Scored	Not Scored
Well-Being Sub-Total			25	22.90

*Performance calculation descriptions can be found in the FY 2019 RBWO PBP Measurements and Standards Guide.

Monitoring & Outcomes: Possible Points = 100	Points Earned: 93.28
Score Before Incentives Credit	93.28%
Incentives Awarded	4.18 pts
PBP Verification	N/A pts
Total Score	97.46%



DHS, DFCS, Office of Provider Management
Performance-Based Placement Measures
RBWO Provider GA+SCORECARD - CPA
Report Quarter: Q1 FY2020



Provider/Program Name: Meritan, Inc. d/b/a Meritan Stepping Stones - Macon (682) - CPA

# New Foster Homes During Quarter: 0		# Children in Care During Quarter: 75	# Placements During Quarter: 75	# Children in Care On Last Day: 64
CPA Incentive Credits	Avg Performance All CPAs (%)	Provider Performance (%)*	Possible Points (Weight)	Provider Points Earned
Early EPSDT Medical Visits		59%	2	1.18
Early EPSDT Dental Visits		50%	2	1.00
Permanency Contacts		0%	5	0.00
Additional Academic Supports		0%	2	0.00
HS Grad/GED/Prof or Trade Certificate/College		N/A	10/5/5/1	
EYSS Agreement		Not Eligible	5	
Community Connections		0%	4	0.00
Foster Hm Retention Rate (threshold = 90)		67%	2	0.00
Foster Hm Recruitment (threshold = 100)		0%	2	0.00
Active Agency Accreditation		50%	4	2.00
Staff Clinical Licensure		0%	5	0.00
Incentives Total	6.21			4.18
Maximum total combined incentive credit allowed is 10 points.			Incentives Awarded	4.18

*Performance calculation descriptions can be found in the FY 2019 RBWO PBP Measurements and Standards Guide.

Child Protective Services Investigations and Dispositions

The following investigations data, which is not used for scoring but is considered significant to a provider's performance, is from Georgia SHINES and is not considered final or complete until the end of the fiscal year.

Total Reports:	0
Number Screened In:	0
Number Screened Out:	0
Number Substantiated:	0
Number Unsubstantiated:	0
Number Active CPS Investigations:	0



DHS, DFCS, Office of Provider Management
Performance-Based Placement Measures
RBWO Provider GA+SCORECARD - CPA



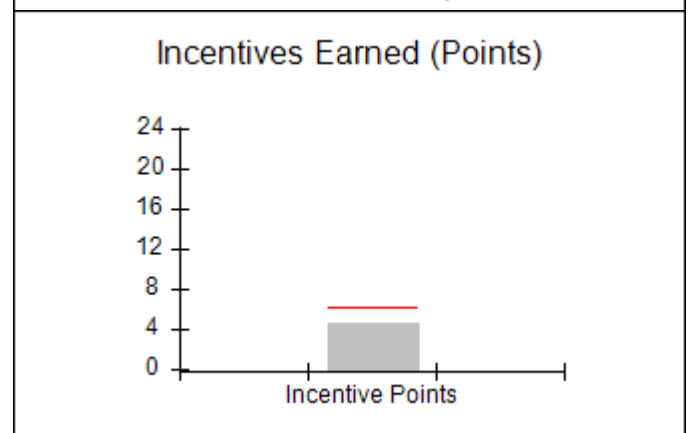
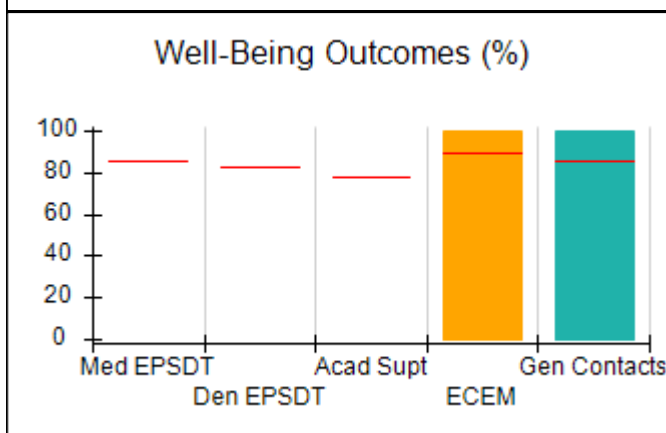
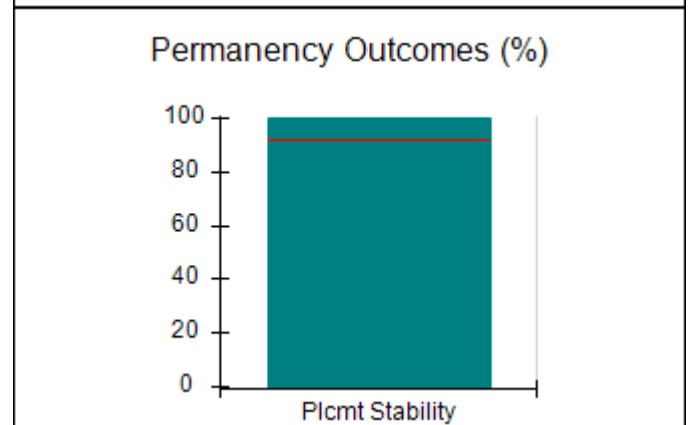
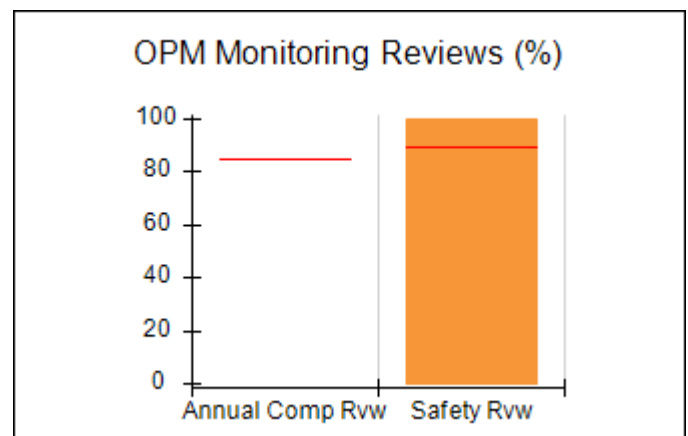
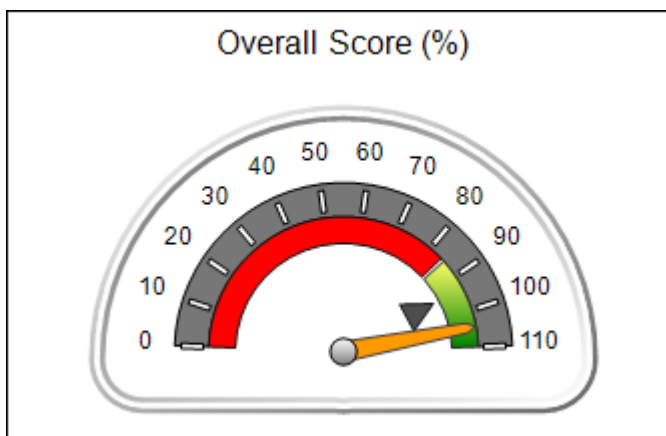
Report Quarter: Q1 FY2020

Provider/Program Name: Methodist Home for Children & Youth, The - Americus II (5362) - CPA

102 Mill Creek Rd., Americus, GA 31709	Quarterly Scores (Grades)		Current Quarter Score (Grade)
Phone: 229-944-2092	Q1: 104.50 (A+)	Q2: N/A	104.50% (A+)
Vendor ID# 160032	Q3: N/A	Q4: N/A	
# New Foster Homes During Quarter: 0	# Children in Care During Quarter: 2	# Placements During Quarter: 2	# Children in Care On Last Day: 2

Quarterly Provider Comparisons to All CPAs

▼ — indicates average for all CPAs





DHS, DFCS, Office of Provider Management
Performance-Based Placement Measures
RBWO Provider GA+SCORECARD - CPA



Report Quarter: Q1 FY2020

Provider/Program Name: Methodist Home for Children & Youth, The - Americus II (5362) - CPA

102 Mill Creek Rd., Americus, GA 31709	Quarterly Scores (Grades)		Current Quarter Score (Grade)
Phone: 229-944-2092	Q1: 104.50 (A+)	Q2: N/A	104.50% (A+)
Vendor ID# 160032	Q3: N/A	Q4: N/A	

# New Foster Homes During Quarter: 0	# Children in Care During Quarter: 2	# Placements During Quarter: 2	# Children in Care On Last Day: 2
--------------------------------------	--------------------------------------	--------------------------------	-----------------------------------

	Avg Performance All CPAs (%)	Provider Performance (%)*	Possible Points (Weight)	Provider Points Earned
--	------------------------------	---------------------------	--------------------------	------------------------

OPM Monitoring Reviews

Annual Comprehensive Reviews	84%	Not Yet Conducted		
Safety Reviews	89%	100%	15	15.00
Monitoring Sub-Total			15	15.00

CPA Safety Outcomes

Incidence of Maltreatment	0.11%	No Substantiated Reports	10	10.00
Staff Training	94%	100%	5	5.00
Staff Safety Checks	88%	100%	5	5.00
Safety Sub-Total			20	20.00

CPA Permanency Outcomes

Placement Stability	92%	100%	15	15.00
Permanency Sub-Total			15	15.00

CPA Well-Being Outcomes

EPSDT Medical Visits	85%	Not Eligible		
EPSDT Dental Visits	83%	Not Eligible		
Academic Supports	78%	Not Eligible		
Provider ECEM Visits	89%	100%	12.5	12.50
Provider General Contacts	85%	100%	12.5	12.50
Placements with Siblings	68%	Not Eligible	Not Scored	Not Scored
Placements within Legal County	14%	0%	Not Scored	Not Scored
Well-Being Sub-Total			25	25.00

*Performance calculation descriptions can be found in the FY 2019 RBWO PBP Measurements and Standards Guide.

Monitoring & Outcomes: Possible Points = 75	Points Earned: 75.00
Score Before Incentives Credit	100.00%
Incentives Awarded	4.50 pts
PBP Verification	N/A pts
Total Score	104.50%



DHS, DFCS, Office of Provider Management
Performance-Based Placement Measures
RBWO Provider GA+SCORECARD - CPA



Report Quarter: Q1 FY2020

Provider/Program Name: Methodist Home for Children & Youth, The - Americus II (5362) - CPA

# New Foster Homes During Quarter: 0		# Children in Care During Quarter: 2	# Placements During Quarter: 2	# Children in Care On Last Day: 2
CPA Incentive Credits	Avg Performance All CPAs (%)	Provider Performance (%)*	Possible Points (Weight)	Provider Points Earned
Early EPSDT Medical Visits		100%	2	2.00
Early EPSDT Dental Visits		Not Eligible	2	
Permanency Contacts		None Planned	5	
Additional Academic Supports		Not Eligible	2	
HS Grad/GED/Prof or Trade Certificate/College		N/A	10/5/5/1	
EYSS Agreement		Not Eligible	5	
Community Connections		Not Eligible	4	
Foster Hm Retention Rate (threshold = 90)		100%	2	2.00
Foster Hm Recruitment (threshold = 100)		0%	2	0.00
Active Agency Accreditation		0%	4	0.00
Staff Clinical Licensure		10%	5	0.50
Incentives Total	6.21			4.50
Maximum total combined incentive credit allowed is 10 points.			Incentives Awarded	4.50

*Performance calculation descriptions can be found in the FY 2019 RBWO PBP Measurements and Standards Guide.

Child Protective Services Investigations and Dispositions

The following investigations data, which is not used for scoring but is considered significant to a provider's performance, is from Georgia SHINES and is not considered final or complete until the end of the fiscal year.

Total Reports:	0
Number Screened In:	0
Number Screened Out:	0
Number Substantiated:	0
Number Unsubstantiated:	0
Number Active CPS Investigations:	0



Performance-Based Placement Measures

RBWO Provider GA+SCORECARD - CPA

Report Quarter: Q1 FY2020

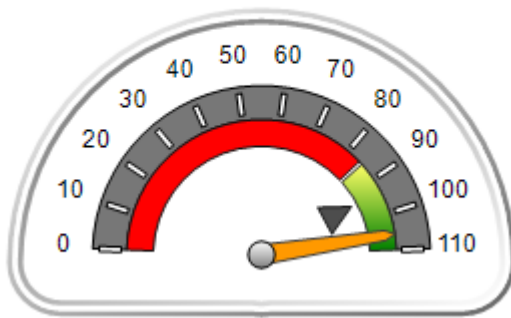
Provider/Program Name: Methodist Home for Children & Youth, The - Macon - CPA
Administrative Site (748) - CPA

304 Pierce Avenue, Macon, GA 31204	Quarterly Scores (Grades)		Current Quarter Score (Grade)
Phone: 478-751-2800	Q1: 105.77 (A+)	Q2: N/A	105.77% (A+)
Vendor ID# 35464	Q3: N/A	Q4: N/A	
# New Foster Homes During Quarter: 2	# Children in Care During Quarter: 17	# Placements During Quarter: 18	# Children in Care On Last Day: 12

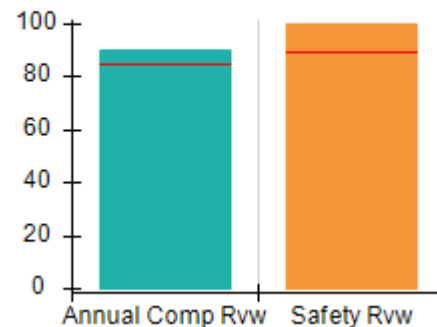
Quarterly Provider Comparisons to All CPAs

indicates average for all CPAs

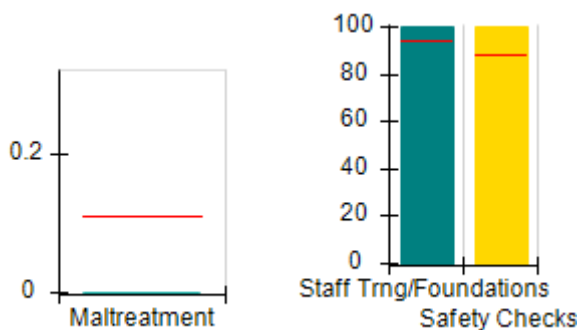
Overall Score (%)



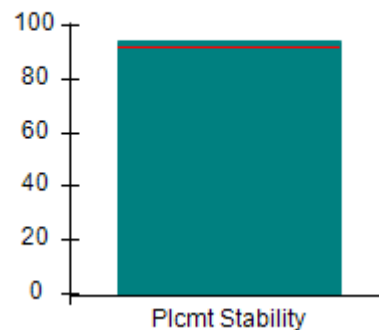
OPM Monitoring Reviews (%)



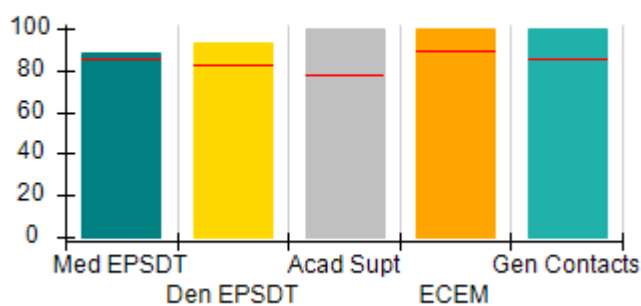
Safety Outcomes (%)



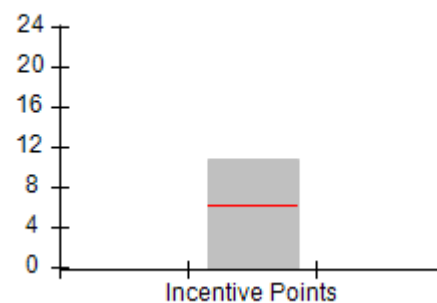
Permanency Outcomes (%)



Well-Being Outcomes (%)



Incentives Earned (Points)





DHS, DFCS, Office of Provider Management
Performance-Based Placement Measures
RBWO Provider GA+SCORECARD - CPA



Report Quarter: Q1 FY2020

Provider/Program Name: Methodist Home for Children & Youth, The - Macon - CPA				
Administrative Site (748) - CPA				
304 Pierce Avenue, Macon, GA 31204		Quarterly Scores (Grades)		Current Quarter Score (Grade)
Phone: 478-751-2800		Q1: 105.77 (A+)	Q2: N/A	105.77% (A+)
Vendor ID# 35464		Q3: N/A	Q4: N/A	
# New Foster Homes During Quarter: 2		# Children in Care During Quarter: 17	# Placements During Quarter: 18	# Children in Care On Last Day: 12
	Avg Performance All CPAs (%)	Provider Performance (%)*	Possible Points (Weight)	Provider Points Earned
OPM Monitoring Reviews				
Annual Comprehensive Reviews	84%	90%	25	22.43
Safety Reviews	89%	100%	15	15.00
Monitoring Sub-Total			40	37.43
CPA Safety Outcomes				
Incidence of Maltreatment	0.11%	No Substantiated Reports	10	10.00
Staff Training	94%	100%	5	5.00
Staff Safety Checks	88%	100%	5	5.00
Safety Sub-Total			20	20.00
CPA Permanency Outcomes				
Placement Stability	92%	94%	15	14.10
Permanency Sub-Total			15	14.10
CPA Well-Being Outcomes				
EPSDT Medical Visits	85%	88%	4	3.52
EPSDT Dental Visits	83%	93%	4	3.72
Academic Supports	78%	100%	3	3.00
Provider ECEM Visits	89%	100%	7	7.00
Provider General Contacts	85%	100%	7	7.00
Placements with Siblings	68%	86%	Not Scored	Not Scored
Placements within Legal County	14%	33%	Not Scored	Not Scored
Well-Being Sub-Total			25	24.24
*Performance calculation descriptions can be found in the FY 2019 RBWO PBP Measurements and Standards Guide.				
Monitoring & Outcomes: Possible Points = 100			Points Earned: 95.77	
Score Before Incentives Credit			95.77%	
Incentives Awarded			10.00 pts	
PBP Verification			N/A pts	
Total Score			105.77%	



DHS, DFCS, Office of Provider Management
Performance-Based Placement Measures
RBWO Provider GA+SCORECARD - CPA



Report Quarter: Q1 FY2020

Provider/Program Name: Methodist Home for Children & Youth, The - Macon - CPA
Administrative Site (748) - CPA

# New Foster Homes During Quarter: 2		# Children in Care During Quarter: 17	# Placements During Quarter: 18	# Children in Care On Last Day: 12
CPA Incentive Credits	Avg Performance All CPAs (%)	Provider Performance (%)*	Possible Points (Weight)	Provider Points Earned
Early EPSDT Medical Visits		100%	2	2.00
Early EPSDT Dental Visits		89%	2	1.78
Permanency Contacts		0%	5	0.00
Additional Academic Supports		29%	2	0.58
HS Grad/GED/Prof or Trade Certificate/College		N/A	10/5/5/1	
EYSS Agreement		Not Eligible	5	
Community Connections		0%	4	0.00
Foster Hm Retention Rate (threshold = 90)		86%	2	0.00
Foster Hm Recruitment (threshold = 100)		200%	2	2.00
Active Agency Accreditation		100%	4	4.00
Staff Clinical Licensure		10%	5	0.50
Incentives Total	6.21			10.86
Maximum total combined incentive credit allowed is 10 points.			Incentives Awarded	10.00

*Performance calculation descriptions can be found in the FY 2019 RBWO PBP Measurements and Standards Guide.

Child Protective Services Investigations and Dispositions

The following investigations data, which is not used for scoring but is considered significant to a provider's performance, is from Georgia SHINES and is not considered final or complete until the end of the fiscal year.

Total Reports:	0
Number Screened In:	0
Number Screened Out:	0
Number Substantiated:	0
Number Unsubstantiated:	0
Number Active CPS Investigations:	0



DHS, DFCS, Office of Provider Management
Performance-Based Placement Measures
RBWO Provider GA+SCORECARD - CPA



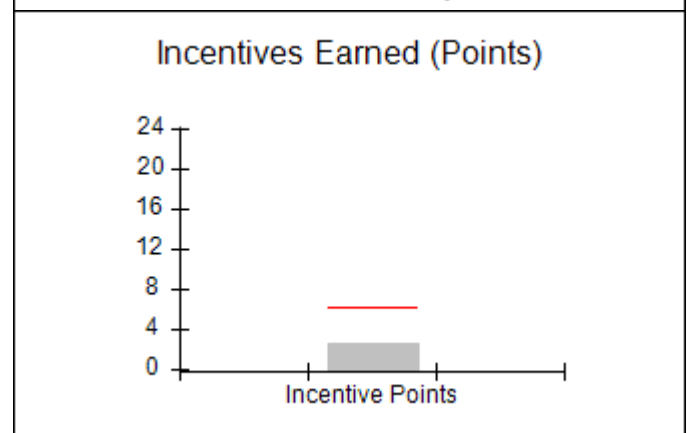
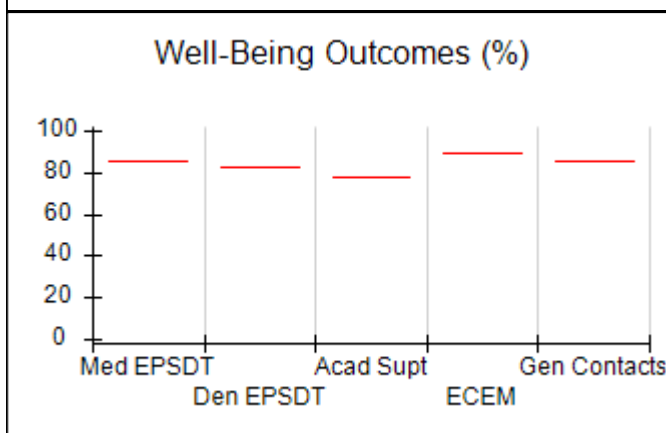
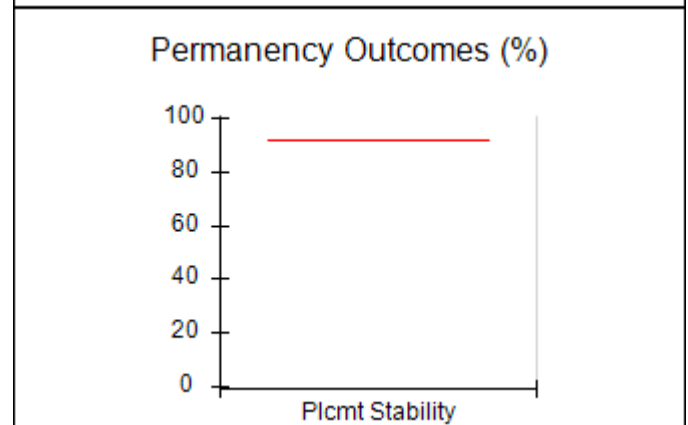
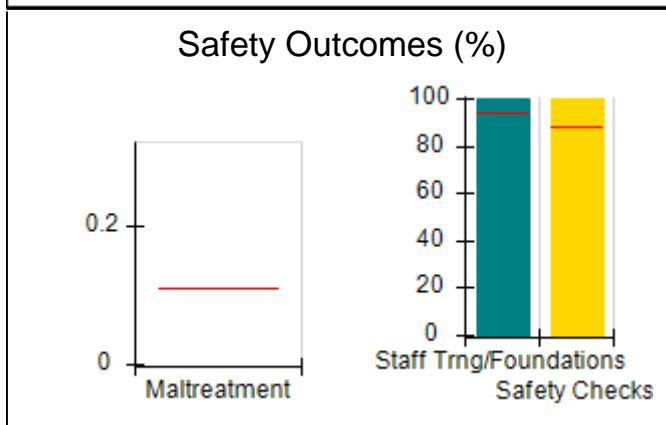
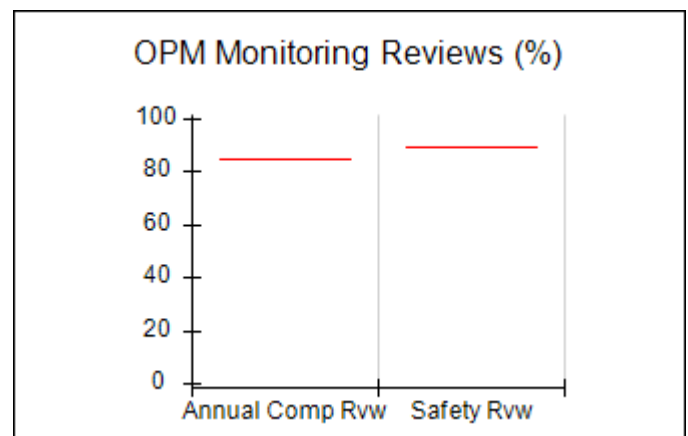
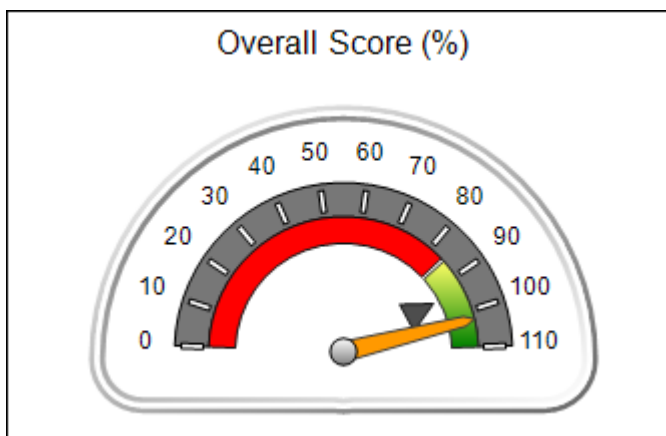
Report Quarter: Q1 FY2020

Provider/Program Name: Methodist Home for Children & Youth, The - St. Marys Region (942) - CPA

3296 Winding Rd, St. Marys, GA 31588	Quarterly Scores (Grades)		Current Quarter Score (Grade)
Phone: 912 882-7770	Q1: 102.50 (A+)	Q2: N/A	102.50% (A+)
Vendor ID# 35460	Q3: N/A	Q4: N/A	
# New Foster Homes During Quarter: 0	# Children in Care During Quarter: 0	# Placements During Quarter: 0	# Children in Care On Last Day: 0

Quarterly Provider Comparisons to All CPAs

▼ — indicates average for all CPAs





DHS, DFCS, Office of Provider Management
Performance-Based Placement Measures
RBWO Provider GA+SCORECARD - CPA



Report Quarter: Q1 FY2020

Provider/Program Name: Methodist Home for Children & Youth, The - St. Marys Region (942) - CPA				
3296 Winding Rd, St. Marys, GA 31588		Quarterly Scores (Grades)		Current Quarter Score (Grade)
Phone: 912 882-7770		Q1: 102.50 (A+)	Q2: N/A	102.50% (A+)
Vendor ID# 35460		Q3: N/A	Q4: N/A	
# New Foster Homes During Quarter: 0		# Children in Care During Quarter: 0	# Placements During Quarter: 0	# Children in Care On Last Day: 0
	Avg Performance All CPAs (%)	Provider Performance (%)*	Possible Points (Weight)	Provider Points Earned
OPM Monitoring Reviews				
Annual Comprehensive Reviews	84%	Not Yet Conducted		
Safety Reviews	89%	Not Yet Conducted		
Monitoring Sub-Total				0.00
CPA Safety Outcomes				
Incidence of Maltreatment	0.11%	Not Eligible		
Staff Training	94%	100%	10	10.00
Staff Safety Checks	88%	100%	10	10.00
Safety Sub-Total			20	20.00
CPA Permanency Outcomes				
Placement Stability	92%	Not Eligible		
Permanency Sub-Total			N/A	
CPA Well-Being Outcomes				
EPSDT Medical Visits	85%	Not Eligible		
EPSDT Dental Visits	83%	Not Eligible		
Academic Supports	78%	Not Eligible		
Provider ECEM Visits	89%	Not Eligible		
Provider General Contacts	85%	Not Eligible		
Placements with Siblings	68%	Not Eligible	Not Scored	Not Scored
Placements within Legal County	14%	Not Eligible	Not Scored	Not Scored
Well-Being Sub-Total			N/A	
*Performance calculation descriptions can be found in the FY 2019 RBWO PBP Measurements and Standards Guide.				

Monitoring & Outcomes: Possible Points = 20	Points Earned: 20.00
Score Before Incentives Credit	100.00%
Incentives Awarded	2.50 pts
PBP Verification	N/A pts
Total Score	102.50%



DHS, DFCS, Office of Provider Management
Performance-Based Placement Measures
RBWO Provider GA+SCORECARD - CPA



Report Quarter: Q1 FY2020

Provider/Program Name: Methodist Home for Children & Youth, The - St. Marys Region (942) - CPA

# New Foster Homes During Quarter: 0		# Children in Care During Quarter: 0	# Placements During Quarter: 0	# Children in Care On Last Day: 0
CPA Incentive Credits	Avg Performance All CPAs (%)	Provider Performance (%)*	Possible Points (Weight)	Provider Points Earned
Early EPSDT Medical Visits		Not Eligible	2	
Early EPSDT Dental Visits		Not Eligible	2	
Permanency Contacts		None Planned	5	
Additional Academic Supports		Not Eligible	2	
HS Grad/GED/Prof or Trade Certificate/College		N/A	10/5/5/1	
EYSS Agreement		Not Eligible	5	
Community Connections		Not Eligible	4	
Foster Hm Retention Rate (threshold = 90)		Not Eligible	2	0.00
Foster Hm Recruitment (threshold = 100)		0%	2	0.00
Active Agency Accreditation		50%	4	2.00
Staff Clinical Licensure		10%	5	0.50
Incentives Total	6.21			2.50
Maximum total combined incentive credit allowed is 10 points.			Incentives Awarded	2.50

*Performance calculation descriptions can be found in the FY 2019 RBWO PBP Measurements and Standards Guide.

Child Protective Services Investigations and Dispositions

The following investigations data, which is not used for scoring but is considered significant to a provider's performance, is from Georgia SHINES and is not considered final or complete until the end of the fiscal year.

Total Reports:	0
Number Screened In:	0
Number Screened Out:	0
Number Substantiated:	0
Number Unsubstantiated:	0
Number Active CPS Investigations:	0



DHS, DFCS, Office of Provider Management

Performance-Based Placement Measures

RBWO Provider GA+SCORECARD - CPA



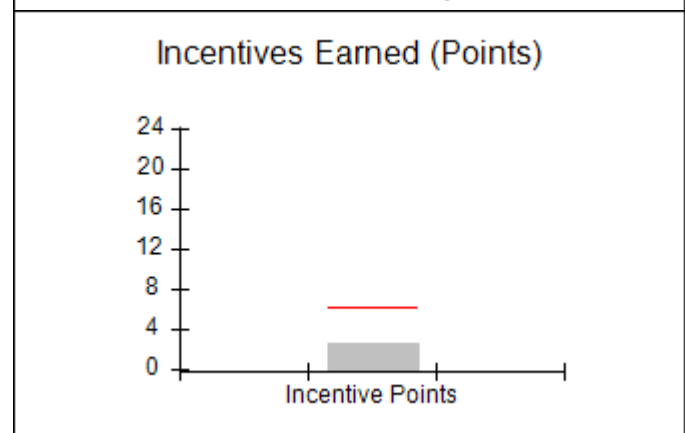
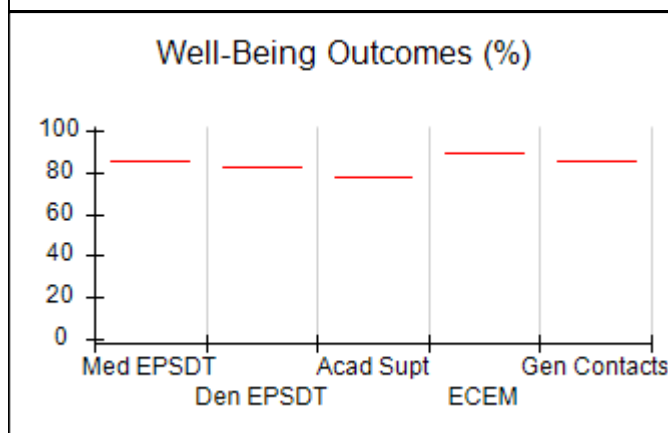
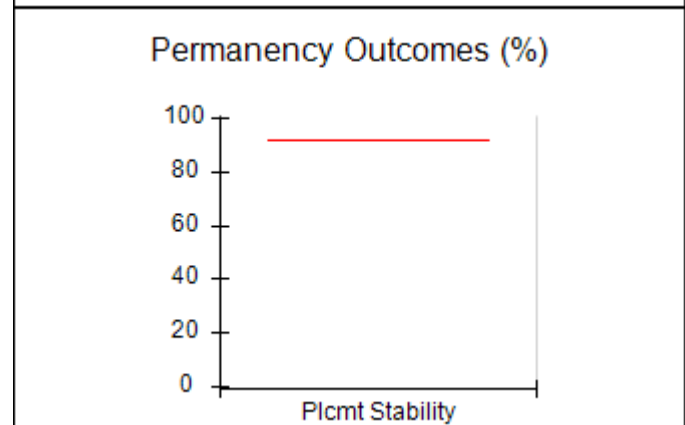
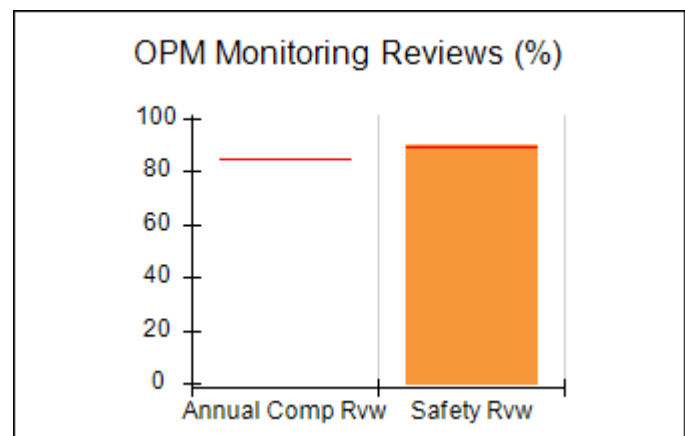
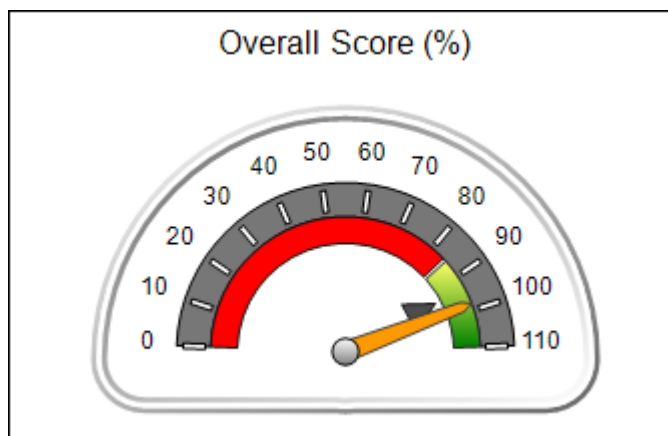
Report Quarter: Q1 FY2020

Provider/Program Name: Methodist Home for Children & Youth, The - Waverly Hall (5357) - CPA

9308 GA Hwy 85, Waverly Hall, GA 31831	Quarterly Scores (Grades)		Current Quarter Score (Grade)
Phone: 478-751-2808	Q1: 98.21 (A+)	Q2: N/A	98.21% (A+)
Vendor ID# 160029	Q3: N/A	Q4: N/A	
# New Foster Homes During Quarter: 3	# Children in Care During Quarter: 0	# Placements During Quarter: 0	# Children in Care On Last Day: 0

Quarterly Provider Comparisons to All CPAs

▼ — indicates average for all CPAs





DHS, DFCS, Office of Provider Management
Performance-Based Placement Measures
RBWO Provider GA+SCORECARD - CPA



Report Quarter: Q1 FY2020

Provider/Program Name: Methodist Home for Children & Youth, The - Waverly Hall (5357) - CPA

9308 GA Hwy 85, Waverly Hall, GA 31831		Quarterly Scores (Grades)		Current Quarter Score (Grade)
Phone: 478-751-2808		Q1: 98.21 (A+)	Q2: N/A	98.21% (A+)
Vendor ID# 160029		Q3: N/A	Q4: N/A	
# New Foster Homes During Quarter: 3		# Children in Care During Quarter: 0	# Placements During Quarter: 0	# Children in Care On Last Day: 0
	Avg Performance All CPAs (%)	Provider Performance (%)*	Possible Points (Weight)	Provider Points Earned
OPM Monitoring Reviews				
Annual Comprehensive Reviews	84%	Not Yet Conducted		
Safety Reviews	89%	90%	15	13.50
Monitoring Sub-Total			15	13.50
CPA Safety Outcomes				
Incidence of Maltreatment	0.11%	Not Eligible		
Staff Training	94%	100%	10	10.00
Staff Safety Checks	88%	100%	10	10.00
Safety Sub-Total			20	20.00
CPA Permanency Outcomes				
Placement Stability	92%	Not Eligible		
Permanency Sub-Total			N/A	
CPA Well-Being Outcomes				
EPSDT Medical Visits	85%	Not Eligible		
EPSDT Dental Visits	83%	Not Eligible		
Academic Supports	78%	Not Eligible		
Provider ECEM Visits	89%	Not Eligible		
Provider General Contacts	85%	Not Eligible		
Placements with Siblings	68%	Not Eligible	Not Scored	Not Scored
Placements within Legal County	14%	Not Eligible	Not Scored	Not Scored
Well-Being Sub-Total			N/A	

*Performance calculation descriptions can be found in the FY 2019 RBWO PBP Measurements and Standards Guide.

Monitoring & Outcomes: Possible Points = 35		Points Earned: 33.50	
Score Before Incentives Credit			95.71%
Incentives Awarded			2.50 pts
PBP Verification			N/A pts
Total Score			98.21%



DHS, DFCS, Office of Provider Management
Performance-Based Placement Measures
RBWO Provider GA+SCORECARD - CPA



Report Quarter: Q1 FY2020

Provider/Program Name: Methodist Home for Children & Youth, The - Waverly Hall (5357) - CPA

# New Foster Homes During Quarter: 3		# Children in Care During Quarter: 0	# Placements During Quarter: 0	# Children in Care On Last Day: 0
CPA Incentive Credits	Avg Performance All CPAs (%)	Provider Performance (%)*	Possible Points (Weight)	Provider Points Earned
Early EPSDT Medical Visits		Not Eligible	2	
Early EPSDT Dental Visits		Not Eligible	2	
Permanency Contacts		None Planned	5	
Additional Academic Supports		Not Eligible	2	
HS Grad/GED/Prof or Trade Certificate/College		N/A	10/5/5/1	
EYSS Agreement		Not Eligible	5	
Community Connections		Not Eligible	4	
Foster Hm Retention Rate (threshold = 90)		0%	2	0.00
Foster Hm Recruitment (threshold = 100)		300%	2	2.00
Active Agency Accreditation		0%	4	0.00
Staff Clinical Licensure		10%	5	0.50
Incentives Total	6.21			2.50
Maximum total combined incentive credit allowed is 10 points.			Incentives Awarded	2.50

*Performance calculation descriptions can be found in the FY 2019 RBWO PBP Measurements and Standards Guide.

Child Protective Services Investigations and Dispositions

The following investigations data, which is not used for scoring but is considered significant to a provider's performance, is from Georgia SHINES and is not considered final or complete until the end of the fiscal year.

Total Reports:	0
Number Screened In:	0
Number Screened Out:	0
Number Substantiated:	0
Number Unsubstantiated:	0
Number Active CPS Investigations:	0



DHS, DFCS, Office of Provider Management
Performance-Based Placement Measures
RBWO Provider GA+SCORECARD - CPA



Report Quarter: Q1 FY2020

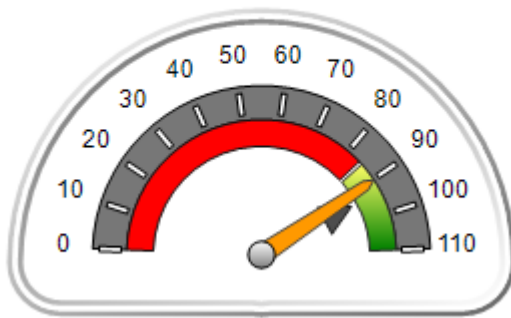
Provider/Program Name: Morningstar Children and Family Services - Foster Care Services - Brunswick (765) - CPA

1 Youth Estate Drive, Brunswick, GA 31525	Quarterly Scores (Grades)		Current Quarter Score (Grade)
Phone: 912-267-3701	Q1: 90.27 (A-)	Q2: N/A	90.27% (A-)
Vendor ID# 53071	Q3: N/A	Q4: N/A	
# New Foster Homes During Quarter: 0	# Children in Care During Quarter: 11	# Placements During Quarter: 11	# Children in Care On Last Day: 11

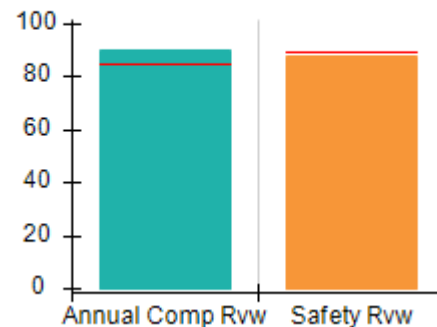
Quarterly Provider Comparisons to All CPAs

▼ — indicates average for all CPAs

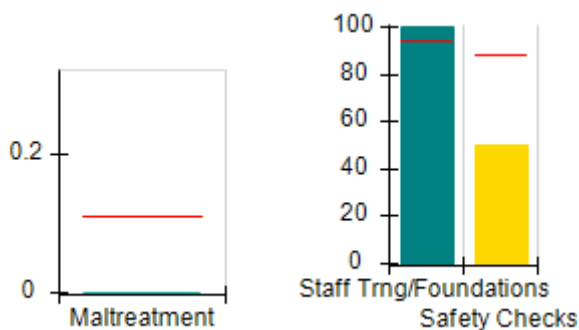
Overall Score (%)



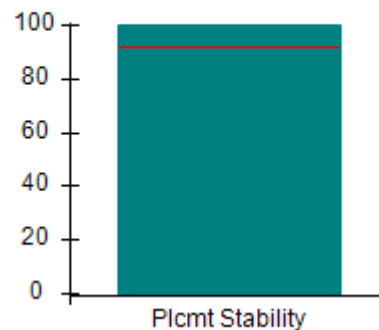
OPM Monitoring Reviews (%)



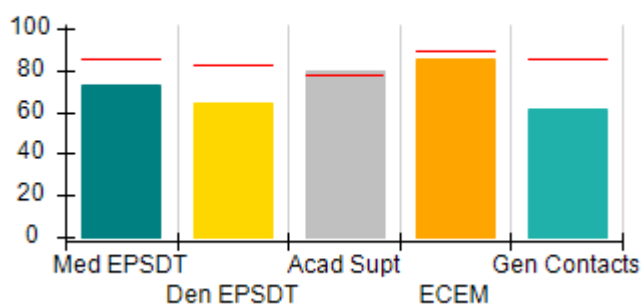
Safety Outcomes (%)



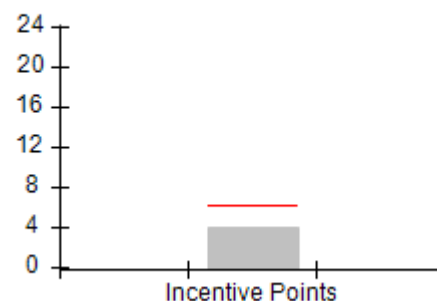
Permanency Outcomes (%)



Well-Being Outcomes (%)



Incentives Earned (Points)





Performance-Based Placement Measures RBWO Provider GA+SCORECARD - CPA

Report Quarter: Q1 FY2020

Provider/Program Name: Morningstar Children and Family Services - Foster Care Services - Brunswick (765) - CPA				
1 Youth Estate Drive, Brunswick, GA 31525		Quarterly Scores (Grades)		Current Quarter Score (Grade)
Phone: 912-267-3701		Q1: 90.27 (A-)	Q2: N/A	90.27% (A-)
Vendor ID# 53071		Q3: N/A	Q4: N/A	
# New Foster Homes During Quarter: 0		# Children in Care During Quarter: 11	# Placements During Quarter: 11	# Children in Care On Last Day: 11
	Avg Performance All CPAs (%)	Provider Performance (%)*	Possible Points (Weight)	Provider Points Earned
OPM Monitoring Reviews				
Annual Comprehensive Reviews	84%	90%	25	22.54
Safety Reviews	89%	88%	15	13.13
Monitoring Sub-Total			40	35.67
CPA Safety Outcomes				
Incidence of Maltreatment	0.11%	No Substantiated Reports	10	10.00
Staff Training	94%	100%	5	5.00
Staff Safety Checks	88%	50%	5	2.50
Safety Sub-Total			20	17.50
CPA Permanency Outcomes				
Placement Stability	92%	100%	15	15.00
Permanency Sub-Total			15	15.00
CPA Well-Being Outcomes				
EPSDT Medical Visits	85%	73%	4	2.92
EPSDT Dental Visits	83%	64%	4	2.56
Academic Supports	78%	80%	3	2.40
Provider ECEM Visits	89%	85%	7	5.95
Provider General Contacts	85%	61%	7	4.27
Placements with Siblings	68%	50%	Not Scored	Not Scored
Placements within Legal County	14%	Not Eligible	Not Scored	Not Scored
Well-Being Sub-Total			25	18.10
*Performance calculation descriptions can be found in the FY 2019 RBWO PBP Measurements and Standards Guide.				
Monitoring & Outcomes: Possible Points = 100			Points Earned: 86.27	
Score Before Incentives Credit			86.27%	
Incentives Awarded			4.00 pts	
PBP Verification			N/A pts	
Total Score			90.27%	



DHS, DFCS, Office of Provider Management
Performance-Based Placement Measures
RBWO Provider GA+SCORECARD - CPA



Report Quarter: Q1 FY2020

Provider/Program Name: Morningstar Children and Family Services - Foster Care Services - Brunswick (765) - CPA

# New Foster Homes During Quarter: 0		# Children in Care During Quarter: 11	# Placements During Quarter: 11	# Children in Care On Last Day: 11
CPA Incentive Credits	Avg Performance All CPAs (%)	Provider Performance (%)*	Possible Points (Weight)	Provider Points Earned
Early EPSDT Medical Visits		0%	2	0.00
Early EPSDT Dental Visits		0%	2	0.00
Permanency Contacts		0%	5	0.00
Additional Academic Supports		0%	2	0.00
HS Grad/GED/Prof or Trade Certificate/College		N/A	10/5/5/1	
EYSS Agreement		Not Eligible	5	
Community Connections		0%	4	0.00
Foster Hm Retention Rate (threshold = 90)		100%	2	2.00
Foster Hm Recruitment (threshold = 100)		0%	2	0.00
Active Agency Accreditation		50%	4	2.00
Staff Clinical Licensure		0%	5	0.00
Incentives Total	6.21			4.00
Maximum total combined incentive credit allowed is 10 points.			Incentives Awarded	4.00

*Performance calculation descriptions can be found in the FY 2019 RBWO PBP Measurements and Standards Guide.

Child Protective Services Investigations and Dispositions

The following investigations data, which is not used for scoring but is considered significant to a provider's performance, is from Georgia SHINES and is not considered final or complete until the end of the fiscal year.

Total Reports:	0
Number Screened In:	0
Number Screened Out:	0
Number Substantiated:	0
Number Unsubstantiated:	0
Number Active CPS Investigations:	0



DHS, DFCS, Office of Provider Management
Performance-Based Placement Measures
RBWO Provider GA+SCORECARD - CPA



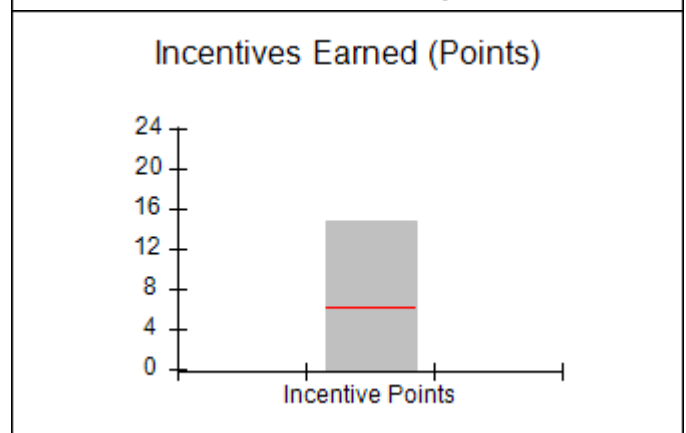
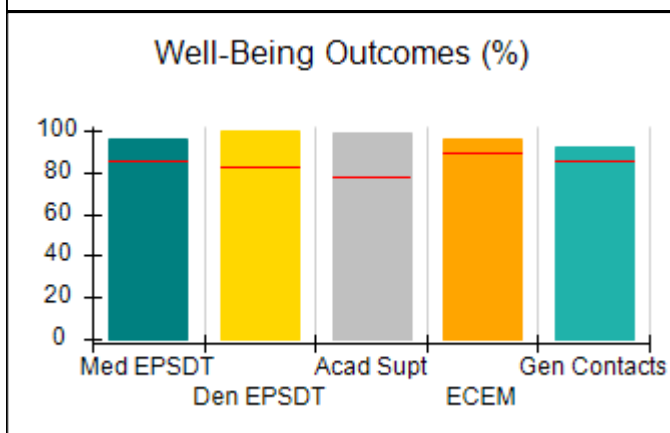
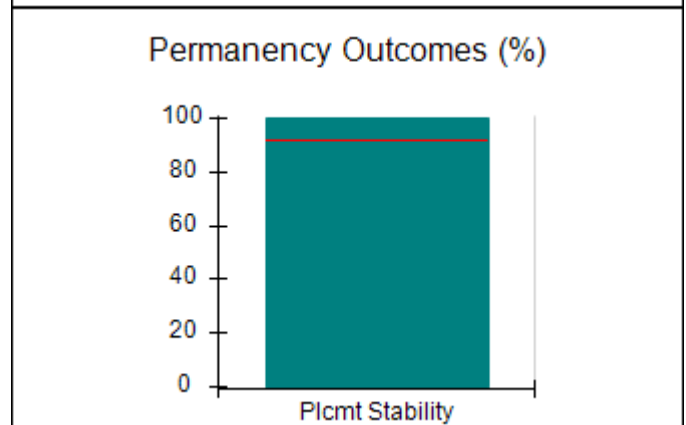
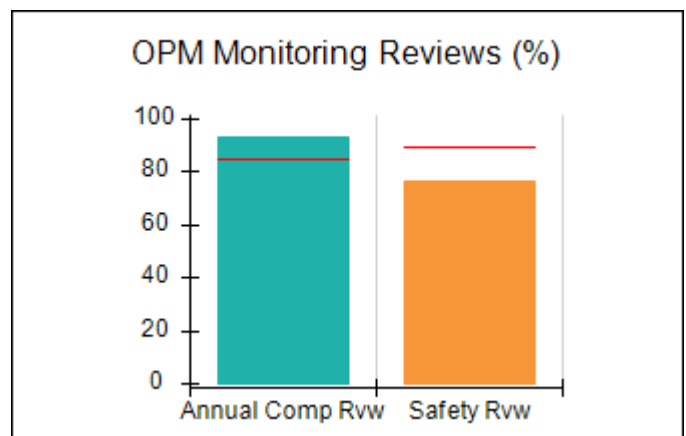
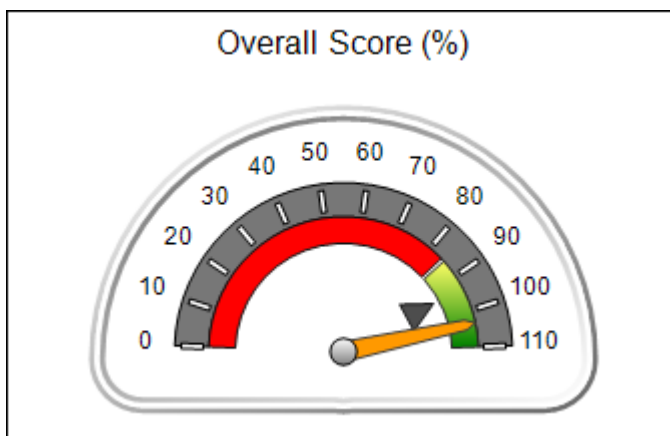
Report Quarter: Q1 FY2020

Provider/Program Name: Murphy-Harpst Children's Centers - Murphy-Harpst CPA (769) - CPA

740 Fletcher St., Cedartown, GA 30125	Quarterly Scores (Grades)		Current Quarter Score (Grade)
Phone: 770-748-1500	Q1: 103.61 (A+)	Q2: N/A	103.61% (A+)
Vendor ID# 35485	Q3: N/A	Q4: N/A	
# New Foster Homes During Quarter: 8	# Children in Care During Quarter: 62	# Placements During Quarter: 63	# Children in Care On Last Day: 52

Quarterly Provider Comparisons to All CPAs

▼ — indicates average for all CPAs





Performance-Based Placement Measures RBWO Provider GA+SCORECARD - CPA

Report Quarter: Q1 FY2020

Provider/Program Name: Murphy-Harpst Children's Centers - Murphy-Harpst CPA (769) - CPA

740 Fletcher St., Cedartown, GA 30125		Quarterly Scores (Grades)		Current Quarter Score (Grade)
Phone: 770-748-1500		Q1: 103.61 (A+)	Q2: N/A	103.61% (A+)
Vendor ID# 35485		Q3: N/A	Q4: N/A	
# New Foster Homes During Quarter: 8		# Children in Care During Quarter: 62	# Placements During Quarter: 63	# Children in Care On Last Day: 52
	Avg Performance All CPAs (%)	Provider Performance (%)*	Possible Points (Weight)	Provider Points Earned
OPM Monitoring Reviews				
Annual Comprehensive Reviews	84%	93%	25	23.14
Safety Reviews	89%	77%	15	11.50
Monitoring Sub-Total			40	34.64
CPA Safety Outcomes				
Incidence of Maltreatment	0.11%	No Substantiated Reports	10	10.00
Staff Training	94%	100%	5	5.00
Staff Safety Checks	88%	100%	5	5.00
Safety Sub-Total			20	20.00
CPA Permanency Outcomes				
Placement Stability	92%	100%	15	15.00
Permanency Sub-Total			15	15.00
CPA Well-Being Outcomes				
EPSDT Medical Visits	85%	96%	4	3.84
EPSDT Dental Visits	83%	100%	4	4.00
Academic Supports	78%	99%	3	2.97
Provider ECEM Visits	89%	96%	7	6.72
Provider General Contacts	85%	92%	7	6.44
Placements with Siblings	68%	89%	Not Scored	Not Scored
Placements within Legal County	14%	8%	Not Scored	Not Scored
Well-Being Sub-Total			25	23.97

*Performance calculation descriptions can be found in the FY 2019 RBWO PBP Measurements and Standards Guide.

Monitoring & Outcomes: Possible Points = 100		Points Earned: 93.61	
Score Before Incentives Credit			93.61%
Incentives Awarded			10.00 pts
PBP Verification			N/A pts
Total Score			103.61%



DHS, DFCS, Office of Provider Management
Performance-Based Placement Measures
RBWO Provider GA+SCORECARD - CPA



Report Quarter: Q1 FY2020

Provider/Program Name: Murphy-Harpst Children's Centers - Murphy-Harpst CPA (769) - CPA

# New Foster Homes During Quarter: 8		# Children in Care During Quarter: 62	# Placements During Quarter: 63	# Children in Care On Last Day: 52
CPA Incentive Credits	Avg Performance All CPAs (%)	Provider Performance (%)*	Possible Points (Weight)	Provider Points Earned
Early EPSDT Medical Visits		86%	2	1.72
Early EPSDT Dental Visits		92%	2	1.84
Permanency Contacts		None Planned	5	
Additional Academic Supports		16%	2	0.32
HS Grad/GED/Prof or Trade Certificate/College		N/A	10/5/5/1	
EYSS Agreement		100%	5	5.00
Community Connections		0%	4	0.00
Foster Hm Retention Rate (threshold = 90)		93%	2	2.00
Foster Hm Recruitment (threshold = 100)		300%	2	2.00
Active Agency Accreditation		50%	4	2.00
Staff Clinical Licensure		0%	5	0.00
Incentives Total	6.21			14.88
Maximum total combined incentive credit allowed is 10 points.			Incentives Awarded	10.00

*Performance calculation descriptions can be found in the FY 2019 RBWO PBP Measurements and Standards Guide.

Child Protective Services Investigations and Dispositions

The following investigations data, which is not used for scoring but is considered significant to a provider's performance, is from Georgia SHINES and is not considered final or complete until the end of the fiscal year.

Total Reports:	2
Number Screened In:	2
Number Screened Out:	0
Number Substantiated:	0
Number Unsubstantiated:	1
Number Active CPS Investigations:	1



DHS, DFCS, Office of Provider Management
Performance-Based Placement Measures
RBWO Provider GA+SCORECARD - CPA



Report Quarter: Q1 FY2020

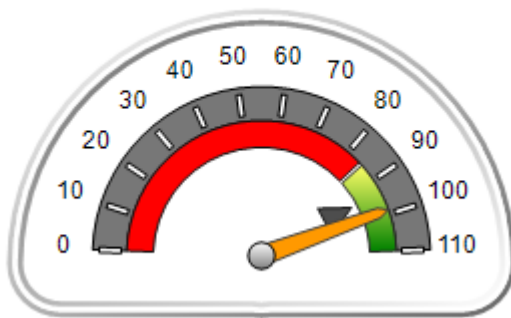
Provider/Program Name: National Youth Advocate Program - Augusta (683) - CPA

231 Fury's Ferry Rd., Augusta, GA 30901	Quarterly Scores (Grades)		Current Quarter Score (Grade)
Phone: 706-724-4387	Q1: 98.81 (A+)	Q2: N/A	98.81% (A+)
Vendor ID# 35387	Q3: N/A	Q4: N/A	
# New Foster Homes During Quarter: 8	# Children in Care During Quarter: 95	# Placements During Quarter: 98	# Children in Care On Last Day: 79

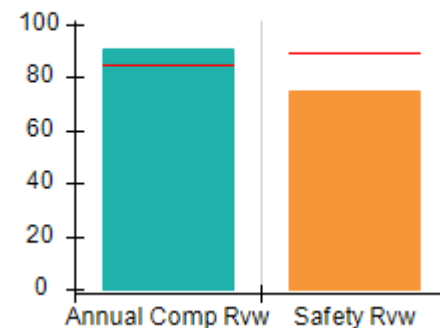
Quarterly Provider Comparisons to All CPAs

▼ — indicates average for all CPAs

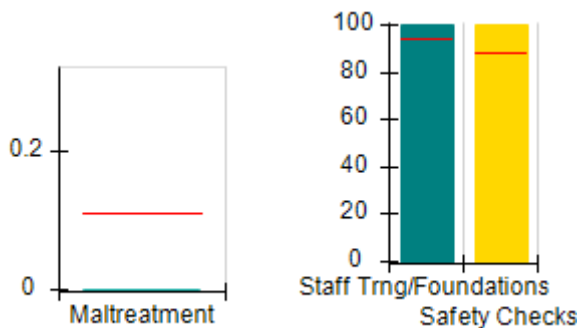
Overall Score (%)



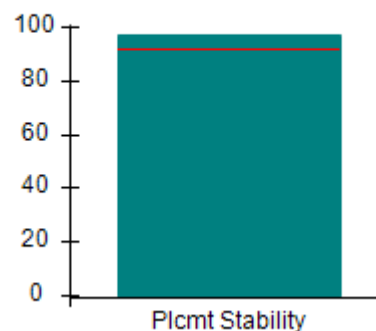
OPM Monitoring Reviews (%)



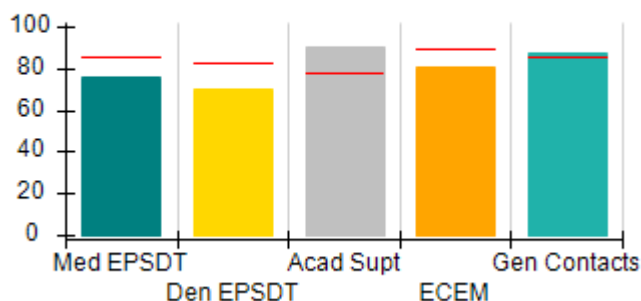
Safety Outcomes (%)



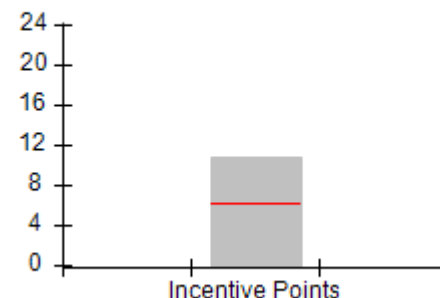
Permanency Outcomes (%)



Well-Being Outcomes (%)



Incentives Earned (Points)





DHS, DFCS, Office of Provider Management
Performance-Based Placement Measures
RBWO Provider GA+SCORECARD - CPA
Report Quarter: Q1 FY2020



Provider/Program Name: National Youth Advocate Program - Augusta (683) - CPA

231 Fury's Ferry Rd., Augusta, GA 30901	Quarterly Scores (Grades)		Current Quarter Score (Grade)
Phone: 706-724-4387	Q1: 98.81 (A+)	Q2: N/A	98.81% (A+)
Vendor ID# 35387	Q3: N/A	Q4: N/A	

# New Foster Homes During Quarter: 8	# Children in Care During Quarter: 95	# Placements During Quarter: 98	# Children in Care On Last Day: 79
--------------------------------------	---------------------------------------	---------------------------------	------------------------------------

	Avg Performance All CPAs (%)	Provider Performance (%)*	Possible Points (Weight)	Provider Points Earned
--	------------------------------	---------------------------	--------------------------	------------------------

OPM Monitoring Reviews

Annual Comprehensive Reviews	84%	91%	25	22.71
Safety Reviews	89%	75%	15	11.25
Monitoring Sub-Total			40	33.96

CPA Safety Outcomes

Incidence of Maltreatment	0.11%	No Substantiated Reports	10	10.00
Staff Training	94%	100%	5	5.00
Staff Safety Checks	88%	100%	5	5.00
Safety Sub-Total			20	20.00

CPA Permanency Outcomes

Placement Stability	92%	97%	15	14.55
Permanency Sub-Total			15	14.55

CPA Well-Being Outcomes

EPSDT Medical Visits	85%	76%	4	3.04
EPSDT Dental Visits	83%	70%	4	2.80
Academic Supports	78%	90%	3	2.70
Provider ECEM Visits	89%	81%	7	5.67
Provider General Contacts	85%	87%	7	6.09
Placements with Siblings	68%	47%	Not Scored	Not Scored
Placements within Legal County	14%	30%	Not Scored	Not Scored
Well-Being Sub-Total			25	20.30

*Performance calculation descriptions can be found in the FY 2019 RBWO PBP Measurements and Standards Guide.

Monitoring & Outcomes: Possible Points = 100	Points Earned: 88.81
Score Before Incentives Credit	88.81%
Incentives Awarded	10.00 pts
PBP Verification	N/A pts
Total Score	98.81%



DHS, DFCS, Office of Provider Management
Performance-Based Placement Measures
RBWO Provider GA+SCORECARD - CPA
Report Quarter: Q1 FY2020



Provider/Program Name: National Youth Advocate Program - Augusta (683) - CPA

# New Foster Homes During Quarter: 8		# Children in Care During Quarter: 95	# Placements During Quarter: 98	# Children in Care On Last Day: 79
CPA Incentive Credits	Avg Performance All CPAs (%)	Provider Performance (%)*	Possible Points (Weight)	Provider Points Earned
Early EPSDT Medical Visits		46%	2	0.92
Early EPSDT Dental Visits		18%	2	0.36
Permanency Contacts		0%	5	0.00
Additional Academic Supports		23%	2	0.46
HS Grad/GED/Prof or Trade Certificate/College		N/A	10/5/5/1	
EYSS Agreement		100%	5	5.00
Community Connections		0%	4	0.00
Foster Hm Retention Rate (threshold = 90)		89%	2	0.00
Foster Hm Recruitment (threshold = 100)		200%	2	2.00
Active Agency Accreditation		50%	4	2.00
Staff Clinical Licensure		0%	5	0.00
Incentives Total	6.21			10.74
Maximum total combined incentive credit allowed is 10 points.			Incentives Awarded	10.00

*Performance calculation descriptions can be found in the FY 2019 RBWO PBP Measurements and Standards Guide.

Child Protective Services Investigations and Dispositions

The following investigations data, which is not used for scoring but is considered significant to a provider's performance, is from Georgia SHINES and is not considered final or complete until the end of the fiscal year.

Total Reports:	0
Number Screened In:	0
Number Screened Out:	0
Number Substantiated:	0
Number Unsubstantiated:	1
Number Active CPS Investigations:	-1



DHS, DFCS, Office of Provider Management

Performance-Based Placement Measures

RBWO Provider GA+SCORECARD - CPA



Report Quarter: Q1 FY2020

Provider/Program Name: National Youth Advocate Program - East Point/Decatur (4389) - CPA

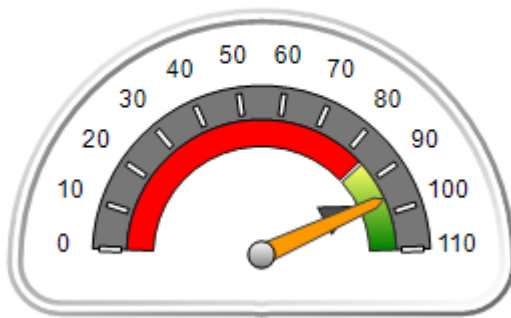
315 W. Ponce de Leon Ave., Decatur, GA 30030	Quarterly Scores (Grades)		Current Quarter Score (Grade)
Phone: (404) 761-7997	Q1: 95.94 (A)	Q2: N/A	95.94% (A)
Vendor ID# 84761	Q3: N/A	Q4: N/A	
# New Foster Homes During Quarter: 5	# Children in Care During Quarter: 110	# Placements During Quarter: 115	# Children in Care On Last Day: 86

Quarterly Provider Comparisons to All CPAs

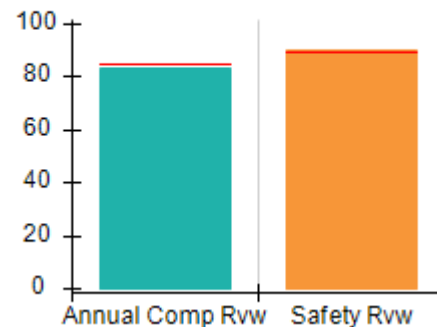


indicates average for all CPAs

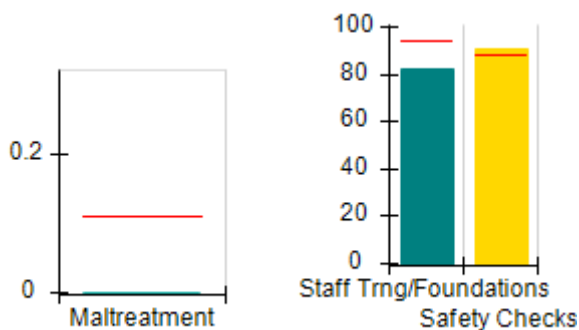
Overall Score (%)



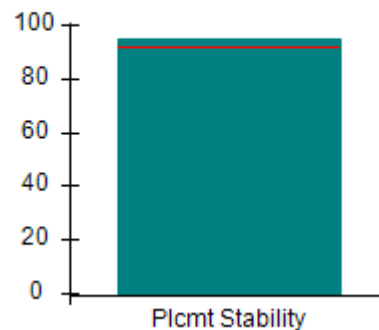
OPM Monitoring Reviews (%)



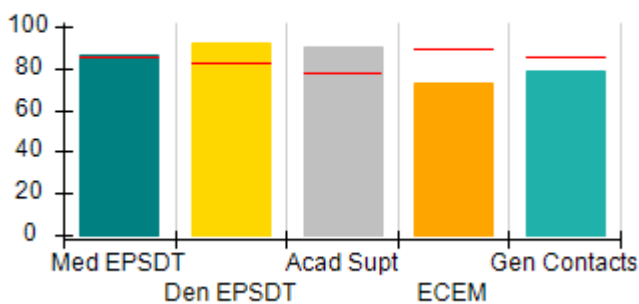
Safety Outcomes (%)



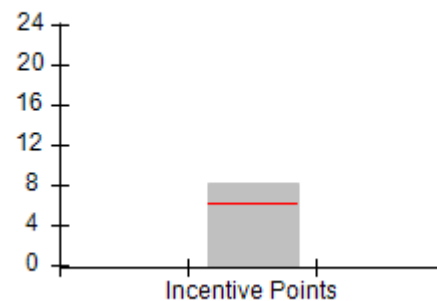
Permanency Outcomes (%)



Well-Being Outcomes (%)



Incentives Earned (Points)





DHS, DFCS, Office of Provider Management
Performance-Based Placement Measures
RBWO Provider GA+SCORECARD - CPA



Report Quarter: Q1 FY2020

Provider/Program Name: National Youth Advocate Program - East Point/Decatur (4389) - CPA

315 W. Ponce de Leon Ave., Decatur, GA 30030	Quarterly Scores (Grades)		Current Quarter Score (Grade)
Phone: (404) 761-7997	Q1: 95.94 (A)	Q2: N/A	95.94% (A)
Vendor ID# 84761	Q3: N/A	Q4: N/A	

# New Foster Homes During Quarter: 5	# Children in Care During Quarter: 110	# Placements During Quarter: 115	# Children in Care On Last Day: 86
--------------------------------------	--	----------------------------------	------------------------------------

	Avg Performance All CPAs (%)	Provider Performance (%)*	Possible Points (Weight)	Provider Points Earned
--	-------------------------------------	----------------------------------	---------------------------------	-------------------------------

OPM Monitoring Reviews

Annual Comprehensive Reviews	84%	83%	25	20.86
Safety Reviews	89%	90%	15	13.50
Monitoring Sub-Total			40	34.36

CPA Safety Outcomes

Incidence of Maltreatment	0.11%	No Substantiated Reports	10	10.00
Staff Training	94%	82%	5	4.10
Staff Safety Checks	88%	91%	5	4.55
Safety Sub-Total			20	18.65

CPA Permanency Outcomes

Placement Stability	92%	95%	15	14.25
Permanency Sub-Total			15	14.25

CPA Well-Being Outcomes

EPSDT Medical Visits	85%	86%	4	3.44
EPSDT Dental Visits	83%	92%	4	3.68
Academic Supports	78%	90%	3	2.70
Provider ECEM Visits	89%	73%	7	5.11
Provider General Contacts	85%	79%	7	5.53
Placements with Siblings	68%	71%	Not Scored	Not Scored
Placements within Legal County	14%	21%	Not Scored	Not Scored
Well-Being Sub-Total			25	20.46

*Performance calculation descriptions can be found in the FY 2019 RBWO PBP Measurements and Standards Guide.

Monitoring & Outcomes: Possible Points = 100	Points Earned: 87.72
Score Before Incentives Credit	87.72%
Incentives Awarded	8.22 pts
PBP Verification	N/A pts
Total Score	95.94%



DHS, DFCS, Office of Provider Management
Performance-Based Placement Measures
RBWO Provider GA+SCORECARD - CPA



Report Quarter: Q1 FY2020

Provider/Program Name: National Youth Advocate Program - East Point/Decatur (4389) - CPA

# New Foster Homes During Quarter: 5		# Children in Care During Quarter: 110	# Placements During Quarter: 115	# Children in Care On Last Day: 86
CPA Incentive Credits	Avg Performance All CPAs (%)	Provider Performance (%)*	Possible Points (Weight)	Provider Points Earned
Early EPSDT Medical Visits		0%	2	0.00
Early EPSDT Dental Visits		61%	2	1.22
Permanency Contacts		0%	5	0.00
Additional Academic Supports		0%	2	0.00
HS Grad/GED/Prof or Trade Certificate/College		N/A	10/5/5/1	
EYSS Agreement		100%	5	5.00
Community Connections		0%	4	0.00
Foster Hm Retention Rate (threshold = 90)		84%	2	0.00
Foster Hm Recruitment (threshold = 100)		75%	2	0.00
Active Agency Accreditation		50%	4	2.00
Staff Clinical Licensure		0%	5	0.00
Incentives Total	6.21			8.22
Maximum total combined incentive credit allowed is 10 points.			Incentives Awarded	8.22

*Performance calculation descriptions can be found in the FY 2019 RBWO PBP Measurements and Standards Guide.

Child Protective Services Investigations and Dispositions

The following investigations data, which is not used for scoring but is considered significant to a provider's performance, is from Georgia SHINES and is not considered final or complete until the end of the fiscal year.

Total Reports:	7
Number Screened In:	3
Number Screened Out:	4
Number Substantiated:	0
Number Unsubstantiated:	3
Number Active CPS Investigations:	0



DHS, DFCS, Office of Provider Management

Performance-Based Placement Measures

RBWO Provider GA+SCORECARD - CPA



Report Quarter: Q1 FY2020

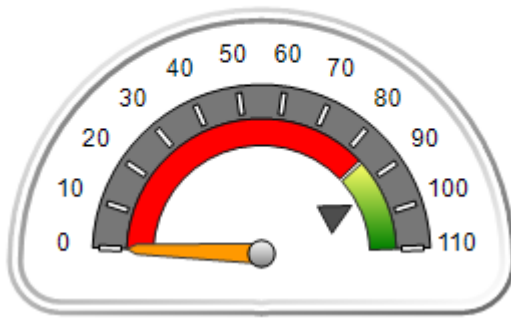
Provider/Program Name: National Youth Advocate Program - Richmond Hill (5405) - CPA

3766 Hwy 17, Richmond Hill, GA 31324	Quarterly Scores (Grades)		Current Quarter Score (Grade)
Phone: 404-761-7997	Q1: N/A	Q2: N/A	N/A%
Vendor ID# 164098	Q3: N/A	Q4: N/A	
# New Foster Homes During Quarter: 0	# Children in Care During Quarter: 0	# Placements During Quarter: 0	# Children in Care On Last Day: 0

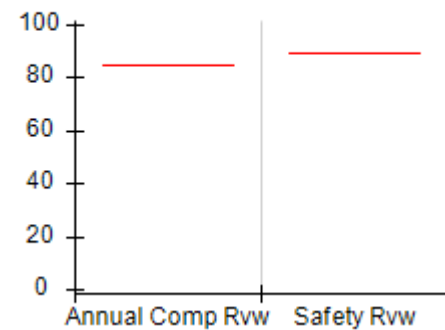
Quarterly Provider Comparisons to All CPAs

— indicates average for all CPAs

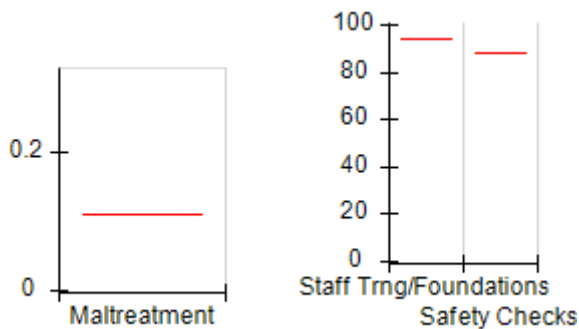
Overall Score (%)



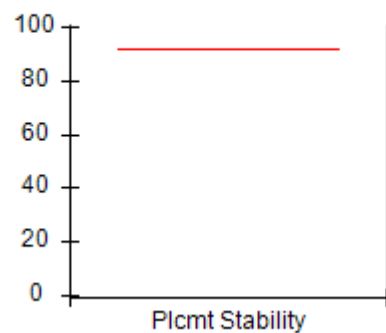
OPM Monitoring Reviews (%)



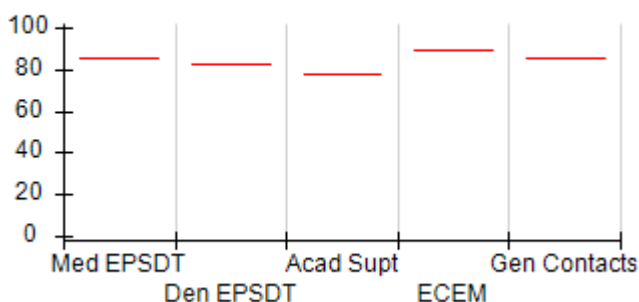
Safety Outcomes (%)




Permanency Outcomes (%)



Well-Being Outcomes (%)



Incentives Earned (Points)





DHS, DFCS, Office of Provider Management
Performance-Based Placement Measures
RBWO Provider GA+SCORECARD - CPA
Report Quarter: Q1 FY2020



Provider/Program Name: National Youth Advocate Program - Richmond Hill (5405) - CPA

3766 Hwy 17, Richmond Hill, GA 31324	Quarterly Scores (Grades)		Current Quarter Score (Grade)
Phone: 404-761-7997	Q1: N/A	Q2: N/A	N/A% (F)
Vendor ID# 164098	Q3: N/A	Q4: N/A	

# New Foster Homes During Quarter: 0	# Children in Care During Quarter: 0	# Placements During Quarter: 0	# Children in Care On Last Day: 0
--------------------------------------	--------------------------------------	--------------------------------	-----------------------------------

	Avg Performance All CPAs (%)	Provider Performance (%)*	Possible Points (Weight)	Provider Points Earned
--	------------------------------	---------------------------	--------------------------	------------------------

OPM Monitoring Reviews

Annual Comprehensive Reviews	84%	Not Yet Conducted		
Safety Reviews	89%	Not Yet Conducted		
Monitoring Sub-Total				0.00

CPA Safety Outcomes

Incidence of Maltreatment	0.11%	Not Eligible		
Staff Training	94%	Not Eligible		
Staff Safety Checks	88%	Not Eligible		
Safety Sub-Total			N/A	

CPA Permanency Outcomes

Placement Stability	92%	Not Eligible		
Permanency Sub-Total			N/A	

CPA Well-Being Outcomes

EPSDT Medical Visits	85%	Not Eligible		
EPSDT Dental Visits	83%	Not Eligible		
Academic Supports	78%	Not Eligible		
Provider ECEM Visits	89%	Not Eligible		
Provider General Contacts	85%	Not Eligible		
Placements with Siblings	68%	Not Eligible	Not Scored	Not Scored
Placements within Legal County	14%	Not Eligible	Not Scored	Not Scored
Well-Being Sub-Total			N/A	

*Performance calculation descriptions can be found in the FY 2019 RBWO PBP Measurements and Standards Guide.

Monitoring & Outcomes: Possible Points = 0	Points Earned: N/A
Score Before Incentives Credit	N/A
Incentives Awarded	0.00 pts
PBP Verification	N/A pts
Total Score	N/A%



DHS, DFCS, Office of Provider Management
Performance-Based Placement Measures
RBWO Provider GA+SCORECARD - CPA
Report Quarter: Q1 FY2020



Provider/Program Name: National Youth Advocate Program - Richmond Hill (5405) - CPA

# New Foster Homes During Quarter: 0		# Children in Care During Quarter: 0	# Placements During Quarter: 0	# Children in Care On Last Day: 0
CPA Incentive Credits	Avg Performance All CPAs (%)	Provider Performance (%)*	Possible Points (Weight)	Provider Points Earned
Early EPSDT Medical Visits		Not Eligible	2	
Early EPSDT Dental Visits		Not Eligible	2	
Permanency Contacts		None Planned	5	
Additional Academic Supports		Not Eligible	2	
HS Grad/GED/Prof or Trade Certificate/College		N/A	10/5/5/1	
EYSS Agreement		Not Eligible	5	
Community Connections		Not Eligible	4	
Foster Hm Retention Rate (threshold = 90)		Not Eligible	2	0.00
Foster Hm Recruitment (threshold = 100)		0%	2	0.00
Active Agency Accreditation		0%	4	0.00
Staff Clinical Licensure		0%	5	0.00
Incentives Total	6.21			0.00
Maximum total combined incentive credit allowed is 10 points.			Incentives Awarded	0.00

*Performance calculation descriptions can be found in the FY 2019 RBWO PBP Measurements and Standards Guide.

Child Protective Services Investigations and Dispositions

The following investigations data, which is not used for scoring but is considered significant to a provider's performance, is from Georgia SHINES and is not considered final or complete until the end of the fiscal year.

Total Reports:	0	
Number Screened In:	0	
Number Screened Out:	0	
Number Substantiated:	0	
Number Unsubstantiated:	0	
Number Active CPS Investigations:	0	



DHS, DFCS, Office of Provider Management

Performance-Based Placement Measures

RBWO Provider GA+SCORECARD - CPA



Report Quarter: Q1 FY2020

Provider/Program Name: National Youth Placement Corp, Inc. - Morrow (5141) - CPA			
1115 Mount Zion Road, Morrow, GA 30260	Quarterly Scores (Grades)		Current Quarter Score (Grade)
Phone: 678-422-6064	Q1: 95.81 (A)	Q2: N/A	95.81% (A)
Vendor ID# 114767	Q3: N/A	Q4: N/A	
# New Foster Homes During Quarter: 0	# Children in Care During Quarter: 34	# Placements During Quarter: 34	# Children in Care On Last Day: 27
Quarterly Provider Comparisons to All CPAs			

— indicates average for all CPAs





DHS, DFCS, Office of Provider Management
Performance-Based Placement Measures
RBWO Provider GA+SCORECARD - CPA
Report Quarter: Q1 FY2020



Provider/Program Name: National Youth Placement Corp, Inc. - Morrow (5141) - CPA

1115 Mount Zion Road, Morrow, GA 30260	Quarterly Scores (Grades)		Current Quarter Score (Grade)
Phone: 678-422-6064	Q1: 95.81 (A)	Q2: N/A	95.81% (A)
Vendor ID# 114767	Q3: N/A	Q4: N/A	

# New Foster Homes During Quarter: 0	# Children in Care During Quarter: 34	# Placements During Quarter: 34	# Children in Care On Last Day: 27
--------------------------------------	---------------------------------------	---------------------------------	------------------------------------

	Avg Performance All CPAs (%)	Provider Performance (%)*	Possible Points (Weight)	Provider Points Earned
--	------------------------------	---------------------------	--------------------------	------------------------

OPM Monitoring Reviews

Annual Comprehensive Reviews	84%	78%	25	19.57
Safety Reviews	89%	98%	15	14.75
Monitoring Sub-Total			40	34.32

CPA Safety Outcomes

Incidence of Maltreatment	0.11%	No Substantiated Reports	10	10.00
Staff Training	94%	100%	5	5.00
Staff Safety Checks	88%	80%	5	4.00
Safety Sub-Total			20	19.00

CPA Permanency Outcomes

Placement Stability	92%	85%	15	12.75
Permanency Sub-Total			15	12.75

CPA Well-Being Outcomes

EPSDT Medical Visits	85%	100%	4	4.00
EPSDT Dental Visits	83%	100%	4	4.00
Academic Supports	78%	100%	3	3.00
Provider ECEM Visits	89%	94%	7	6.58
Provider General Contacts	85%	93%	7	6.51
Placements with Siblings	68%	69%	Not Scored	Not Scored
Placements within Legal County	14%	23%	Not Scored	Not Scored
Well-Being Sub-Total			25	24.09

*Performance calculation descriptions can be found in the FY 2019 RBWO PBP Measurements and Standards Guide.

Monitoring & Outcomes: Possible Points = 100	Points Earned: 90.16
Score Before Incentives Credit	90.16%
Incentives Awarded	5.65 pts
PBP Verification	N/A pts
Total Score	95.81%



DHS, DFCS, Office of Provider Management
Performance-Based Placement Measures
RBWO Provider GA+SCORECARD - CPA
Report Quarter: Q1 FY2020



Provider/Program Name: National Youth Placement Corp, Inc. - Morrow (5141) - CPA

# New Foster Homes During Quarter: 0		# Children in Care During Quarter: 34	# Placements During Quarter: 34	# Children in Care On Last Day: 27
CPA Incentive Credits	Avg Performance All CPAs (%)	Provider Performance (%)*	Possible Points (Weight)	Provider Points Earned
Early EPSDT Medical Visits		100%	2	2.00
Early EPSDT Dental Visits		100%	2	2.00
Permanency Contacts		33%	5	1.65
Additional Academic Supports		0%	2	0.00
HS Grad/GED/Prof or Trade Certificate/College		N/A	10/5/5/1	
EYSS Agreement		Not Eligible	5	
Community Connections		0%	4	0.00
Foster Hm Retention Rate (threshold = 90)		67%	2	0.00
Foster Hm Recruitment (threshold = 100)		0%	2	0.00
Active Agency Accreditation		0%	4	0.00
Staff Clinical Licensure		0%	5	0.00
Incentives Total	6.21			5.65
Maximum total combined incentive credit allowed is 10 points.			Incentives Awarded	5.65

*Performance calculation descriptions can be found in the FY 2019 RBWO PBP Measurements and Standards Guide.

Child Protective Services Investigations and Dispositions

The following investigations data, which is not used for scoring but is considered significant to a provider's performance, is from Georgia SHINES and is not considered final or complete until the end of the fiscal year.

Total Reports:	0
Number Screened In:	0
Number Screened Out:	0
Number Substantiated:	0
Number Unsubstantiated:	0
Number Active CPS Investigations:	0



DHS, DFCS, Office of Provider Management

Performance-Based Placement Measures

RBWO Provider GA+SCORECARD - CPA



Report Quarter: Q1 FY2020

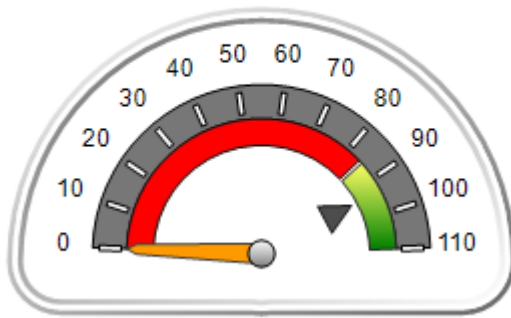
Provider/Program Name: National Youth Placement Corp, Inc. - Norcross (5323) - CPA

4056 Wetherburn Way, Norcross, GA 30092	Quarterly Scores (Grades)		Current Quarter Score (Grade)
Phone: 678-736-4340	Q1: N/A	Q2: N/A	N/A%
Vendor ID# 155552	Q3: N/A	Q4: N/A	
# New Foster Homes During Quarter: 0	# Children in Care During Quarter: 0	# Placements During Quarter: 0	# Children in Care On Last Day: 0

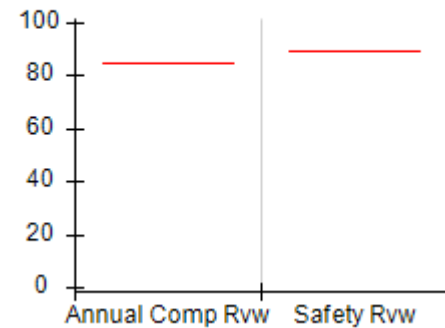
Quarterly Provider Comparisons to All CPAs

— indicates average for all CPAs

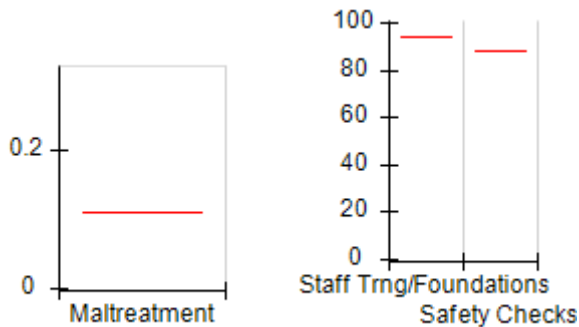
Overall Score (%)



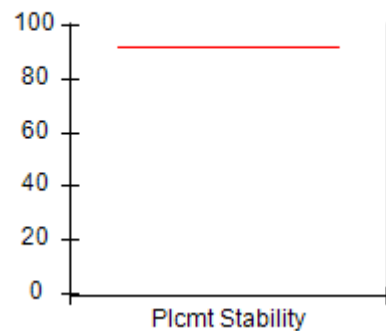
OPM Monitoring Reviews (%)



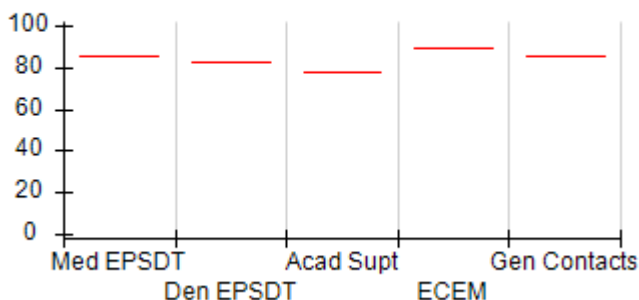
Safety Outcomes (%)




Permanency Outcomes (%)



Well-Being Outcomes (%)



Incentives Earned (Points)





DHS, DFCS, Office of Provider Management
Performance-Based Placement Measures
RBWO Provider GA+SCORECARD - CPA
Report Quarter: Q1 FY2020



Provider/Program Name: National Youth Placement Corp, Inc. - Norcross (5323) - CPA				
4056 Wetherburn Way, Norcross, GA 30092	Quarterly Scores (Grades)		Current Quarter Score (Grade)	
Phone: 678-736-4340	Q1: N/A	Q2: N/A	N/A% (F)	
Vendor ID# 155552	Q3: N/A	Q4: N/A		
# New Foster Homes During Quarter: 0	# Children in Care During Quarter: 0	# Placements During Quarter: 0	# Children in Care On Last Day: 0	
	Avg Performance All CPAs (%)	Provider Performance (%)*	Possible Points (Weight)	Provider Points Earned
OPM Monitoring Reviews				
Annual Comprehensive Reviews	84%	Not Yet Conducted		
Safety Reviews	89%	Not Yet Conducted		
Monitoring Sub-Total				0.00
CPA Safety Outcomes				
Incidence of Maltreatment	0.11%	Not Eligible		
Staff Training	94%	Not Eligible		
Staff Safety Checks	88%	Not Eligible		
Safety Sub-Total			N/A	
CPA Permanency Outcomes				
Placement Stability	92%	Not Eligible		
Permanency Sub-Total			N/A	
CPA Well-Being Outcomes				
EPSDT Medical Visits	85%	Not Eligible		
EPSDT Dental Visits	83%	Not Eligible		
Academic Supports	78%	Not Eligible		
Provider ECEM Visits	89%	Not Eligible		
Provider General Contacts	85%	Not Eligible		
Placements with Siblings	68%	Not Eligible	Not Scored	Not Scored
Placements within Legal County	14%	Not Eligible	Not Scored	Not Scored
Well-Being Sub-Total			N/A	
*Performance calculation descriptions can be found in the FY 2019 RBWO PBP Measurements and Standards Guide.				
Monitoring & Outcomes: Possible Points = 0			Points Earned: N/A	
Score Before Incentives Credit				N/A
Incentives Awarded				0.00 pts
PBP Verification				N/A pts
Total Score				N/A%



DHS, DFCS, Office of Provider Management
Performance-Based Placement Measures
RBWO Provider GA+SCORECARD - CPA
Report Quarter: Q1 FY2020



Provider/Program Name: National Youth Placement Corp, Inc. - Norcross (5323) - CPA

# New Foster Homes During Quarter: 0		# Children in Care During Quarter: 0	# Placements During Quarter: 0	# Children in Care On Last Day: 0
CPA Incentive Credits	Avg Performance All CPAs (%)	Provider Performance (%)*	Possible Points (Weight)	Provider Points Earned
Early EPSDT Medical Visits		Not Eligible	2	
Early EPSDT Dental Visits		Not Eligible	2	
Permanency Contacts		None Planned	5	
Additional Academic Supports		Not Eligible	2	
HS Grad/GED/Prof or Trade Certificate/College		N/A	10/5/5/1	
EYSS Agreement		Not Eligible	5	
Community Connections		Not Eligible	4	
Foster Hm Retention Rate (threshold = 90)		Not Eligible	2	0.00
Foster Hm Recruitment (threshold = 100)		0%	2	0.00
Active Agency Accreditation		0%	4	0.00
Staff Clinical Licensure		0%	5	0.00
Incentives Total	6.21			0.00
Maximum total combined incentive credit allowed is 10 points.			Incentives Awarded	0.00

*Performance calculation descriptions can be found in the FY 2019 RBWO PBP Measurements and Standards Guide.

Child Protective Services Investigations and Dispositions

The following investigations data, which is not used for scoring but is considered significant to a provider's performance, is from Georgia SHINES and is not considered final or complete until the end of the fiscal year.

Total Reports:	0	
Number Screened In:	0	
Number Screened Out:	0	
Number Substantiated:	0	
Number Unsubstantiated:	0	
Number Active CPS Investigations:	0	



DHS, DFCS, Office of Provider Management

Performance-Based Placement Measures

RBWO Provider GA+SCORECARD - CPA



Report Quarter: Q1 FY2020

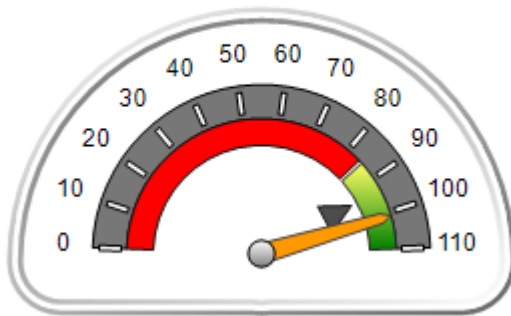
Provider/Program Name: Neighbor to Family - Chatham County (4960) - CPA

801 Green St., Augusta, GA 30901	Quarterly Scores (Grades)		Current Quarter Score (Grade)
Phone: 706-396-2180	Q1: 101.07 (A+)	Q2: N/A	101.07% (A+)
Vendor ID# 89583	Q3: N/A	Q4: N/A	
# New Foster Homes During Quarter: 0	# Children in Care During Quarter: 0	# Placements During Quarter: 0	# Children in Care On Last Day: 0

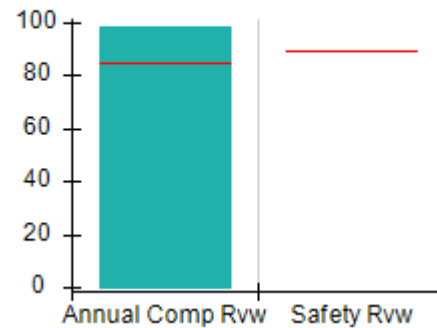
Quarterly Provider Comparisons to All CPAs

▼ — indicates average for all CPAs

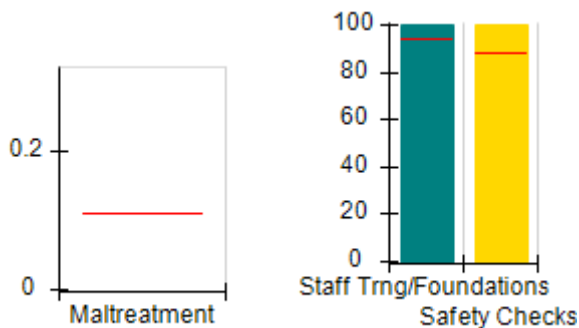
Overall Score (%)



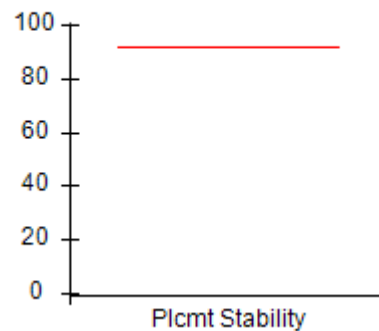
OPM Monitoring Reviews (%)



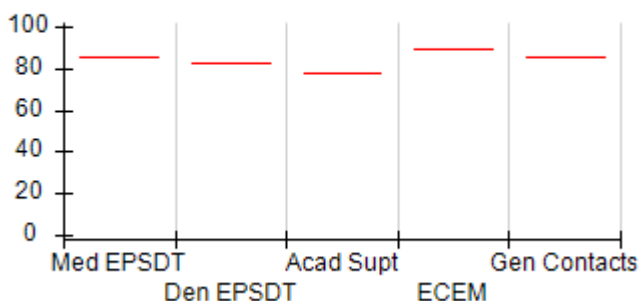
Safety Outcomes (%)



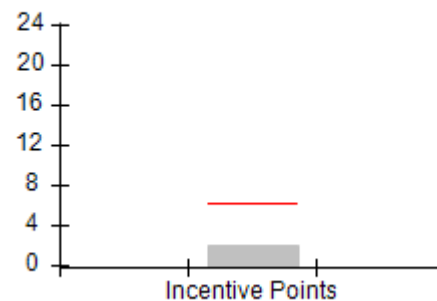
Permanency Outcomes (%)



Well-Being Outcomes (%)



Incentives Earned (Points)





DHS, DFCS, Office of Provider Management
Performance-Based Placement Measures
RBWO Provider GA+SCORECARD - CPA



Report Quarter: Q1 FY2020

Provider/Program Name: Neighbor to Family - Chatham County (4960) - CPA				
801 Green St., Augusta, GA 30901		Quarterly Scores (Grades)		Current Quarter Score (Grade)
Phone: 706-396-2180		Q1: 101.07 (A+)	Q2: N/A	101.07% (A+)
Vendor ID# 89583		Q3: N/A	Q4: N/A	
# New Foster Homes During Quarter: 0		# Children in Care During Quarter: 0	# Placements During Quarter: 0	# Children in Care On Last Day: 0
	Avg Performance All CPAs (%)	Provider Performance (%)*	Possible Points (Weight)	Provider Points Earned
OPM Monitoring Reviews				
Annual Comprehensive Reviews	84%	98%	25	24.58
Safety Reviews	89%	Not Yet Conducted		
Monitoring Sub-Total			25	24.58
CPA Safety Outcomes				
Incidence of Maltreatment	0.11%	Not Eligible		
Staff Training	94%	100%	10	10.00
Staff Safety Checks	88%	100%	10	10.00
Safety Sub-Total			20	20.00
CPA Permanency Outcomes				
Placement Stability	92%	Not Eligible		
Permanency Sub-Total			N/A	
CPA Well-Being Outcomes				
EPSDT Medical Visits	85%	Not Eligible		
EPSDT Dental Visits	83%	Not Eligible		
Academic Supports	78%	Not Eligible		
Provider ECEM Visits	89%	Not Eligible		
Provider General Contacts	85%	Not Eligible		
Placements with Siblings	68%	Not Eligible	Not Scored	Not Scored
Placements within Legal County	14%	Not Eligible	Not Scored	Not Scored
Well-Being Sub-Total			N/A	
*Performance calculation descriptions can be found in the FY 2019 RBWO PBP Measurements and Standards Guide.				

Monitoring & Outcomes: Possible Points = 45	Points Earned: 44.58
Score Before Incentives Credit	99.07%
Incentives Awarded	2.00 pts
PBP Verification	N/A pts
Total Score	101.07%



DHS, DFCS, Office of Provider Management
Performance-Based Placement Measures
RBWO Provider GA+SCORECARD - CPA
Report Quarter: Q1 FY2020



Provider/Program Name: Neighbor to Family - Chatham County (4960) - CPA

# New Foster Homes During Quarter: 0		# Children in Care During Quarter: 0	# Placements During Quarter: 0	# Children in Care On Last Day: 0
CPA Incentive Credits	Avg Performance All CPAs (%)	Provider Performance (%)*	Possible Points (Weight)	Provider Points Earned
Early EPSDT Medical Visits		Not Eligible	2	
Early EPSDT Dental Visits		Not Eligible	2	
Permanency Contacts		None Planned	5	
Additional Academic Supports		Not Eligible	2	
HS Grad/GED/Prof or Trade Certificate/College		N/A	10/5/5/1	
EYSS Agreement		Not Eligible	5	
Community Connections		Not Eligible	4	
Foster Hm Retention Rate (threshold = 90)		Not Eligible	2	0.00
Foster Hm Recruitment (threshold = 100)		0%	2	0.00
Active Agency Accreditation		50%	4	2.00
Staff Clinical Licensure		0%	5	0.00
Incentives Total	6.21			2.00
Maximum total combined incentive credit allowed is 10 points.			Incentives Awarded	2.00

*Performance calculation descriptions can be found in the FY 2019 RBWO PBP Measurements and Standards Guide.

Child Protective Services Investigations and Dispositions

The following investigations data, which is not used for scoring but is considered significant to a provider's performance, is from Georgia SHINES and is not considered final or complete until the end of the fiscal year.

Total Reports:	0	
Number Screened In:	0	
Number Screened Out:	0	
Number Substantiated:	0	
Number Unsubstantiated:	0	
Number Active CPS Investigations:	0	



DHS, DFCS, Office of Provider Management

Performance-Based Placement Measures

RBWO Provider GA+SCORECARD - CPA



Report Quarter: Q1 FY2020

Provider/Program Name: Neighbor to Family - Dekalb County (1031) - CPA

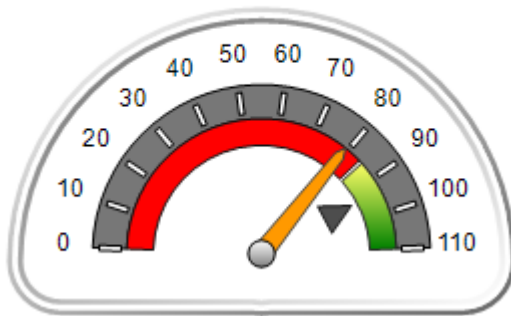
2075 West Park Place Blvd., Stone Mountain, GA 30087	Quarterly Scores (Grades)		Current Quarter Score (Grade)
Phone: (770) 465-5170	Q1: 79.10 (C+)	Q2: N/A	79.10% (C+)
Vendor ID# 35503	Q3: N/A	Q4: N/A	
# New Foster Homes During Quarter: 1	# Children in Care During Quarter: 48	# Placements During Quarter: 49	# Children in Care On Last Day: 37

Quarterly Provider Comparisons to All CPAs

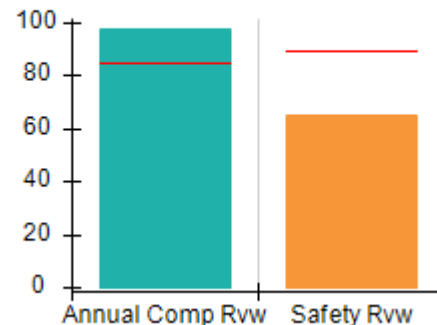


— indicates average for all CPAs

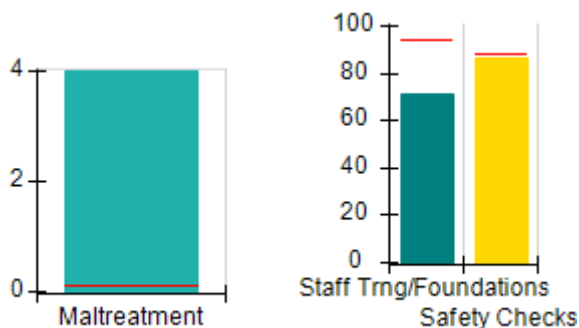
Overall Score (%)



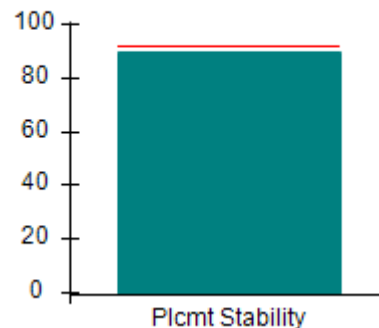
OPM Monitoring Reviews (%)



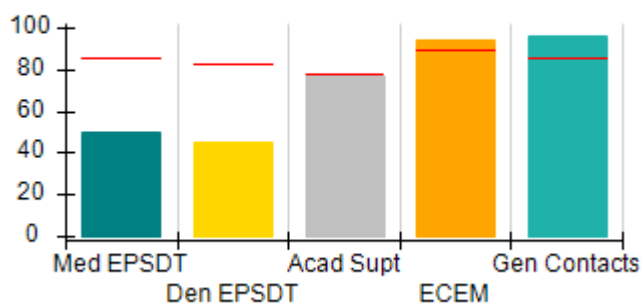
Safety Outcomes (%)



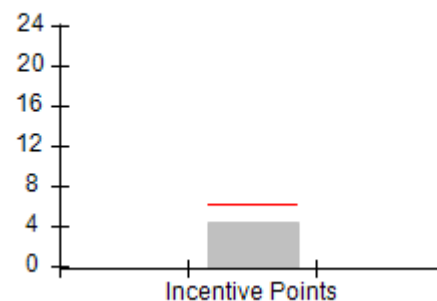
Permanency Outcomes (%)



Well-Being Outcomes (%)



Incentives Earned (Points)





DHS, DFCS, Office of Provider Management
Performance-Based Placement Measures
RBWO Provider GA+SCORECARD - CPA



Report Quarter: Q1 FY2020

Provider/Program Name: Neighbor to Family - Dekalb County (1031) - CPA				
2075 West Park Place Blvd., Stone Mountain, GA 30087		Quarterly Scores (Grades)		Current Quarter Score (Grade)
Phone: (770) 465-5170		Q1: 79.10 (C+)	Q2: N/A	79.10% (C+)
Vendor ID# 35503		Q3: N/A	Q4: N/A	
# New Foster Homes During Quarter: 1		# Children in Care During Quarter: 48	# Placements During Quarter: 49	# Children in Care On Last Day: 37
	Avg Performance All CPAs (%)	Provider Performance (%)*	Possible Points (Weight)	Provider Points Earned
OPM Monitoring Reviews				
Annual Comprehensive Reviews	84%	97%	25	24.29
Safety Reviews	89%	65%	15	9.75
Monitoring Sub-Total			40	34.04
CPA Safety Outcomes				
Incidence of Maltreatment	0.11%	2 Substantiated Reports	10	0.00
Staff Training	94%	71%	5	3.55
Staff Safety Checks	88%	86%	5	4.30
Safety Sub-Total			20	7.85
CPA Permanency Outcomes				
Placement Stability	92%	90%	15	13.50
Permanency Sub-Total			15	13.50
CPA Well-Being Outcomes				
EPSDT Medical Visits	85%	50%	4	2.00
EPSDT Dental Visits	83%	45%	4	1.80
Academic Supports	78%	77%	3	2.31
Provider ECEM Visits	89%	94%	7	6.58
Provider General Contacts	85%	96%	7	6.72
Placements with Siblings	68%	68%	Not Scored	Not Scored
Placements within Legal County	14%	0%	Not Scored	Not Scored
Well-Being Sub-Total			25	19.41

*Performance calculation descriptions can be found in the FY 2019 RBWO PBP Measurements and Standards Guide.

Monitoring & Outcomes: Possible Points = 100		Points Earned: 74.80	
Score Before Incentives Credit			74.80%
Incentives Awarded			4.30 pts
PBP Verification			N/A pts
Total Score			79.10%



DHS, DFCS, Office of Provider Management
Performance-Based Placement Measures
RBWO Provider GA+SCORECARD - CPA
Report Quarter: Q1 FY2020



Provider/Program Name: Neighbor to Family - Dekalb County (1031) - CPA

# New Foster Homes During Quarter: 1		# Children in Care During Quarter: 48	# Placements During Quarter: 49	# Children in Care On Last Day: 37
CPA Incentive Credits	Avg Performance All CPAs (%)	Provider Performance (%)*	Possible Points (Weight)	Provider Points Earned
Early EPSDT Medical Visits		5%	2	0.10
Early EPSDT Dental Visits		8%	2	0.16
Permanency Contacts		0%	5	0.00
Additional Academic Supports		2%	2	0.04
HS Grad/GED/Prof or Trade Certificate/College		N/A	10/5/5/1	
EYSS Agreement		Not Eligible	5	
Community Connections		0%	4	0.00
Foster Hm Retention Rate (threshold = 90)		75%	2	0.00
Foster Hm Recruitment (threshold = 100)		100%	2	2.00
Active Agency Accreditation		50%	4	2.00
Staff Clinical Licensure		0%	5	0.00
Incentives Total	6.21			4.30
Maximum total combined incentive credit allowed is 10 points.			Incentives Awarded	4.30

*Performance calculation descriptions can be found in the FY 2019 RBWO PBP Measurements and Standards Guide.

Child Protective Services Investigations and Dispositions

The following investigations data, which is not used for scoring but is considered significant to a provider's performance, is from Georgia SHINES and is not considered final or complete until the end of the fiscal year.

Total Reports:	2	
Number Screened In:	2	
Number Screened Out:	0	
Number Substantiated:	2	
Number Unsubstantiated:	0	
Number Active CPS Investigations:	0	



DHS, DFCS, Office of Provider Management
Performance-Based Placement Measures
RBWO Provider GA+SCORECARD - CPA



Report Quarter: Q1 FY2020

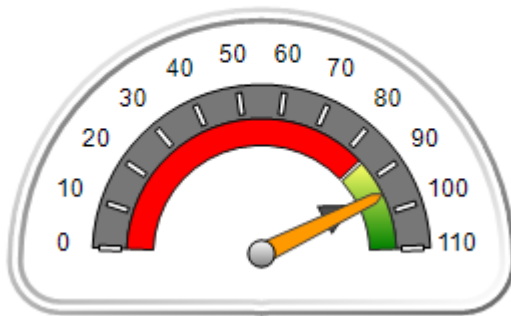
Provider/Program Name: Neighbor to Family - Douglas County (1033) - CPA

2075 West Park Place Blvd., Stone Mountain, GA 30087	Quarterly Scores (Grades)		Current Quarter Score (Grade)
Phone: 770-465-5170	Q1: 94.99 (A)	Q2: N/A	94.99% (A)
Vendor ID# 35502	Q3: N/A	Q4: N/A	
# New Foster Homes During Quarter: 0	# Children in Care During Quarter: 3	# Placements During Quarter: 3	# Children in Care On Last Day: 3

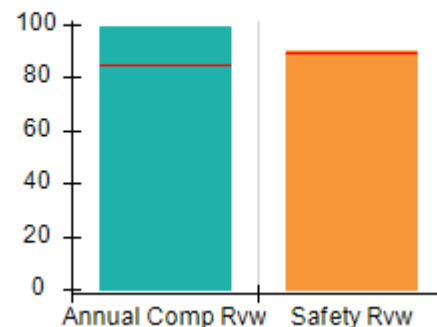
Quarterly Provider Comparisons to All CPAs

▼ — indicates average for all CPAs

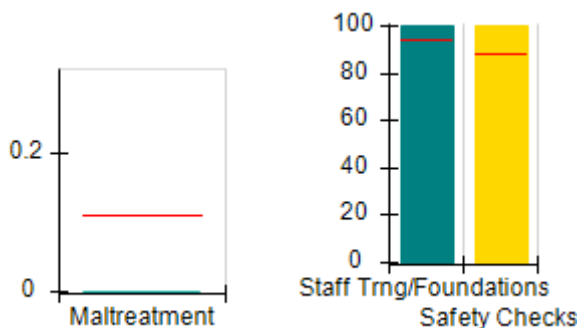
Overall Score (%)



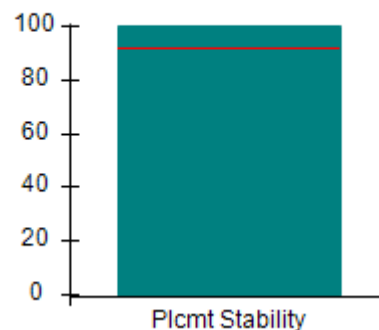
OPM Monitoring Reviews (%)



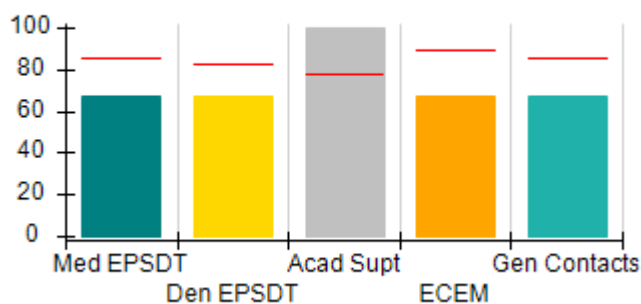
Safety Outcomes (%)



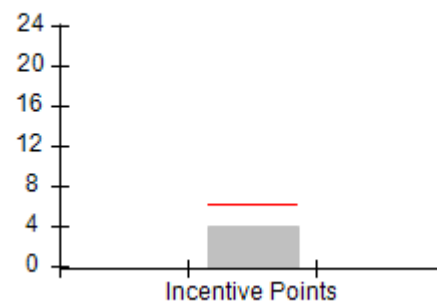
Permanency Outcomes (%)



Well-Being Outcomes (%)



Incentives Earned (Points)





DHS, DFCS, Office of Provider Management
Performance-Based Placement Measures
RBWO Provider GA+SCORECARD - CPA



Report Quarter: Q1 FY2020

Provider/Program Name: Neighbor to Family - Douglas County (1033) - CPA				
2075 West Park Place Blvd., Stone Mountain, GA 30087		Quarterly Scores (Grades)		Current Quarter Score (Grade)
Phone: 770-465-5170		Q1: 94.99 (A)	Q2: N/A	94.99% (A)
Vendor ID# 35502		Q3: N/A	Q4: N/A	
# New Foster Homes During Quarter: 0		# Children in Care During Quarter: 3	# Placements During Quarter: 3	# Children in Care On Last Day: 3
	Avg Performance All CPAs (%)	Provider Performance (%)*	Possible Points (Weight)	Provider Points Earned
OPM Monitoring Reviews				
Annual Comprehensive Reviews	84%	99%	25	24.75
Safety Reviews	89%	90%	15	13.50
Monitoring Sub-Total			40	38.25
CPA Safety Outcomes				
Incidence of Maltreatment	0.11%	No Substantiated Reports	10	10.00
Staff Training	94%	100%	5	5.00
Staff Safety Checks	88%	100%	5	5.00
Safety Sub-Total			20	20.00
CPA Permanency Outcomes				
Placement Stability	92%	100%	15	15.00
Permanency Sub-Total			15	15.00
CPA Well-Being Outcomes				
EPSDT Medical Visits	85%	67%	4	2.68
EPSDT Dental Visits	83%	67%	4	2.68
Academic Supports	78%	100%	3	3.00
Provider ECEM Visits	89%	67%	7	4.69
Provider General Contacts	85%	67%	7	4.69
Placements with Siblings	68%	Not Eligible	Not Scored	Not Scored
Placements within Legal County	14%	Not Eligible	Not Scored	Not Scored
Well-Being Sub-Total			25	17.74

*Performance calculation descriptions can be found in the FY 2019 RBWO PBP Measurements and Standards Guide.

Monitoring & Outcomes: Possible Points = 100		Points Earned: 90.99	
Score Before Incentives Credit			90.99%
Incentives Awarded			4.00 pts
PBP Verification			N/A pts
Total Score			94.99%



DHS, DFCS, Office of Provider Management
Performance-Based Placement Measures
RBWO Provider GA+SCORECARD - CPA
Report Quarter: Q1 FY2020



Provider/Program Name: Neighbor to Family - Douglas County (1033) - CPA

# New Foster Homes During Quarter: 0		# Children in Care During Quarter: 3	# Placements During Quarter: 3	# Children in Care On Last Day: 3
CPA Incentive Credits	Avg Performance All CPAs (%)	Provider Performance (%)*	Possible Points (Weight)	Provider Points Earned
Early EPSDT Medical Visits		50%	2	1.00
Early EPSDT Dental Visits		50%	2	1.00
Permanency Contacts		None Planned	5	
Additional Academic Supports		0%	2	0.00
HS Grad/GED/Prof or Trade Certificate/College		N/A	10/5/5/1	
EYSS Agreement		Not Eligible	5	
Community Connections		0%	4	0.00
Foster Hm Retention Rate (threshold = 90)		100%	2	2.00
Foster Hm Recruitment (threshold = 100)		0%	2	0.00
Active Agency Accreditation		0%	4	0.00
Staff Clinical Licensure		0%	5	0.00
Incentives Total	6.21			4.00
Maximum total combined incentive credit allowed is 10 points.			Incentives Awarded	4.00

*Performance calculation descriptions can be found in the FY 2019 RBWO PBP Measurements and Standards Guide.

Child Protective Services Investigations and Dispositions

The following investigations data, which is not used for scoring but is considered significant to a provider's performance, is from Georgia SHINES and is not considered final or complete until the end of the fiscal year.

Total Reports:	0
Number Screened In:	0
Number Screened Out:	0
Number Substantiated:	0
Number Unsubstantiated:	0
Number Active CPS Investigations:	0



DHS, DFCS, Office of Provider Management

Performance-Based Placement Measures

RBWO Provider GA+SCORECARD - CPA



Report Quarter: Q1 FY2020

Provider/Program Name: Neighbor to Family - Fulton County (774) - CPA

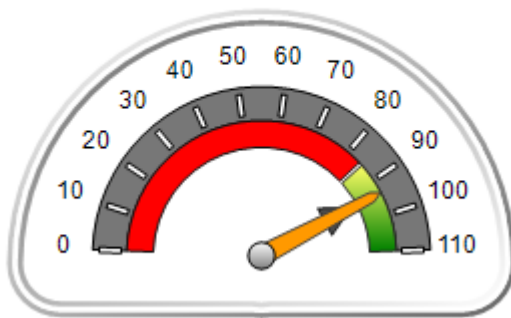
2075 West Park Place Blvd., Stone Mountain, GA 30087	Quarterly Scores (Grades)		Current Quarter Score (Grade)
Phone: 770-465-5170	Q1: 93.84 (A-)	Q2: N/A	93.84% (A-)
Vendor ID# 35505	Q3: N/A	Q4: N/A	
# New Foster Homes During Quarter: 0	# Children in Care During Quarter: 27	# Placements During Quarter: 27	# Children in Care On Last Day: 23

Quarterly Provider Comparisons to All CPAs

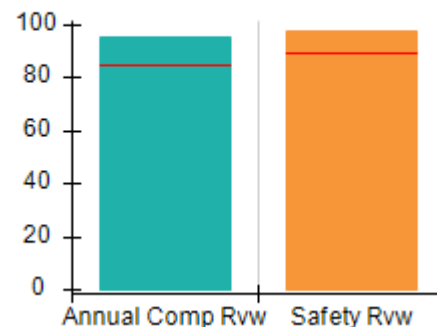


indicates average for all CPAs

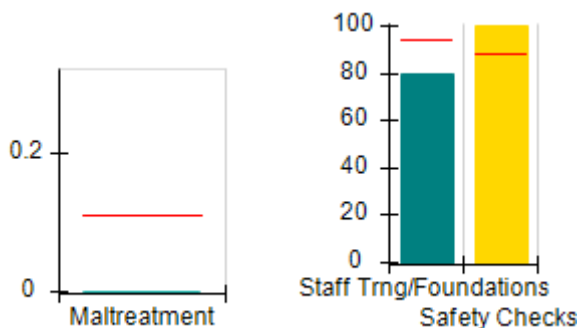
Overall Score (%)



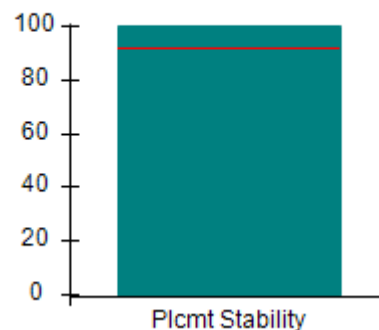
OPM Monitoring Reviews (%)



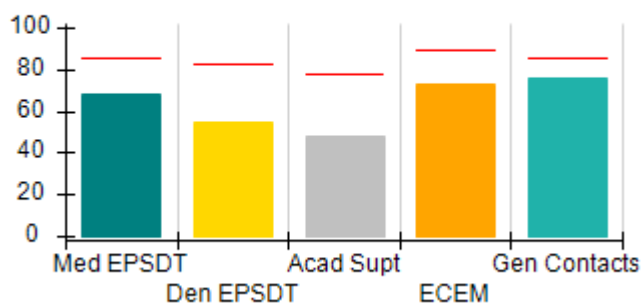
Safety Outcomes (%)



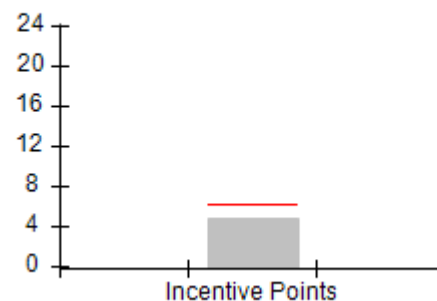
Permanency Outcomes (%)



Well-Being Outcomes (%)



Incentives Earned (Points)





DHS, DFCS, Office of Provider Management
Performance-Based Placement Measures
RBWO Provider GA+SCORECARD - CPA
Report Quarter: Q1 FY2020



Provider/Program Name: Neighbor to Family - Fulton County (774) - CPA				
2075 West Park Place Blvd., Stone Mountain, GA 30087		Quarterly Scores (Grades)		Current Quarter Score (Grade)
Phone: 770-465-5170		Q1: 93.84 (A-)	Q2: N/A	93.84% (A-)
Vendor ID# 35505		Q3: N/A	Q4: N/A	
# New Foster Homes During Quarter: 0		# Children in Care During Quarter: 27	# Placements During Quarter: 27	# Children in Care On Last Day: 23
	Avg Performance All CPAs (%)	Provider Performance (%)*	Possible Points (Weight)	Provider Points Earned
OPM Monitoring Reviews				
Annual Comprehensive Reviews	84%	95%	25	23.73
Safety Reviews	89%	98%	15	14.63
Monitoring Sub-Total			40	38.36
CPA Safety Outcomes				
Incidence of Maltreatment	0.11%	No Substantiated Reports	10	10.00
Staff Training	94%	80%	5	4.00
Staff Safety Checks	88%	100%	5	5.00
Safety Sub-Total			20	19.00
CPA Permanency Outcomes				
Placement Stability	92%	100%	15	15.00
Permanency Sub-Total			15	15.00
CPA Well-Being Outcomes				
EPSDT Medical Visits	85%	68%	4	2.72
EPSDT Dental Visits	83%	55%	4	2.20
Academic Supports	78%	48%	3	1.44
Provider ECEM Visits	89%	73%	7	5.11
Provider General Contacts	85%	76%	7	5.32
Placements with Siblings	68%	37%	Not Scored	Not Scored
Placements within Legal County	14%	0%	Not Scored	Not Scored
Well-Being Sub-Total			25	16.79
*Performance calculation descriptions can be found in the FY 2019 RBWO PBP Measurements and Standards Guide.				
Monitoring & Outcomes: Possible Points = 100			Points Earned: 89.15	
Score Before Incentives Credit			89.15%	
Incentives Awarded			4.69 pts	
PBP Verification			N/A pts	
Total Score			93.84%	



DHS, DFCS, Office of Provider Management
Performance-Based Placement Measures
RBWO Provider GA+SCORECARD - CPA
Report Quarter: Q1 FY2020



Provider/Program Name: Neighbor to Family - Fulton County (774) - CPA

# New Foster Homes During Quarter: 0		# Children in Care During Quarter: 27	# Placements During Quarter: 27	# Children in Care On Last Day: 23
CPA Incentive Credits	Avg Performance All CPAs (%)	Provider Performance (%)*	Possible Points (Weight)	Provider Points Earned
Early EPSDT Medical Visits		0%	2	0.00
Early EPSDT Dental Visits		0%	2	0.00
Permanency Contacts		13%	5	0.65
Additional Academic Supports		2%	2	0.04
HS Grad/GED/Prof or Trade Certificate/College		N/A	10/5/5/1	
EYSS Agreement		Not Eligible	5	
Community Connections		0%	4	0.00
Foster Hm Retention Rate (threshold = 90)		100%	2	2.00
Foster Hm Recruitment (threshold = 100)		0%	2	0.00
Active Agency Accreditation		50%	4	2.00
Staff Clinical Licensure		0%	5	0.00
Incentives Total	6.21			4.69
Maximum total combined incentive credit allowed is 10 points.			Incentives Awarded	4.69

*Performance calculation descriptions can be found in the FY 2019 RBWO PBP Measurements and Standards Guide.

Child Protective Services Investigations and Dispositions

The following investigations data, which is not used for scoring but is considered significant to a provider's performance, is from Georgia SHINES and is not considered final or complete until the end of the fiscal year.

Total Reports:	0	
Number Screened In:	0	
Number Screened Out:	0	
Number Substantiated:	0	
Number Unsubstantiated:	0	
Number Active CPS Investigations:	0	



DHS, DFCS, Office of Provider Management

Performance-Based Placement Measures

RBWO Provider GA+SCORECARD - CPA



Report Quarter: Q1 FY2020

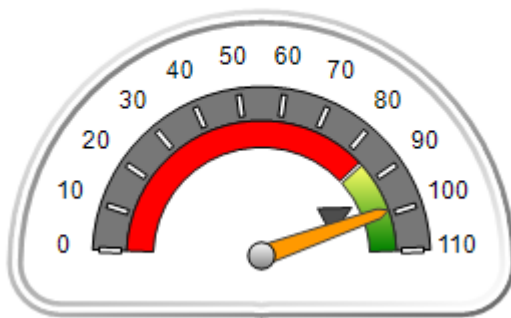
Provider/Program Name: Neighbor to Family - Gwinnett County (1032) - CPA

2075 W Park Pl., Stone Mountain, GA 30087	Quarterly Scores (Grades)		Current Quarter Score (Grade)
Phone: 770-465-5170	Q1: 98.97 (A+)	Q2: N/A	98.97% (A+)
Vendor ID# 35504	Q3: N/A	Q4: N/A	
# New Foster Homes During Quarter: 0	# Children in Care During Quarter: 28	# Placements During Quarter: 28	# Children in Care On Last Day: 27

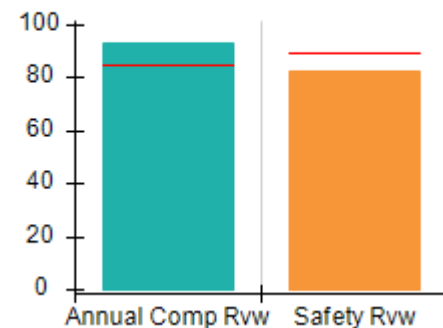
Quarterly Provider Comparisons to All CPAs

▼ — indicates average for all CPAs

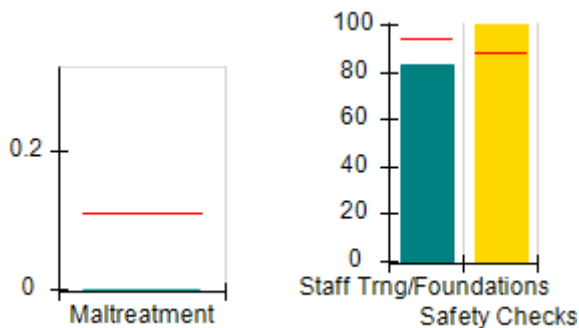
Overall Score (%)



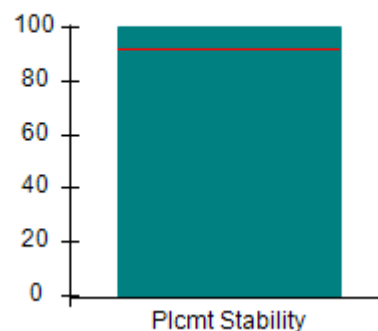
OPM Monitoring Reviews (%)



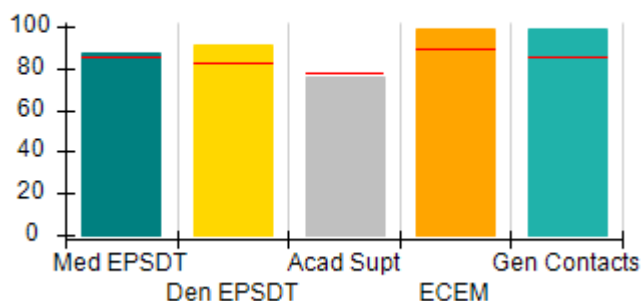
Safety Outcomes (%)



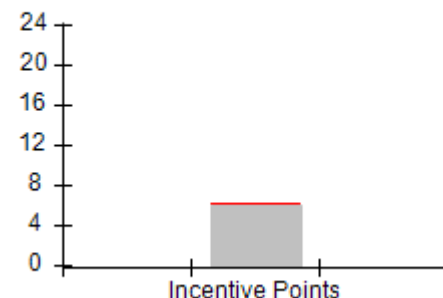
Permanency Outcomes (%)



Well-Being Outcomes (%)



Incentives Earned (Points)





DHS, DFCS, Office of Provider Management
Performance-Based Placement Measures
RBWO Provider GA+SCORECARD - CPA
 Report Quarter: Q1 FY2020



Provider/Program Name: Neighbor to Family - Gwinnett County (1032) - CPA

2075 W Park Pl., Stone Mountain, GA 30087	Quarterly Scores (Grades)		Current Quarter Score (Grade)
Phone: 770-465-5170	Q1: 98.97 (A+)	Q2: N/A	98.97% (A+)
Vendor ID# 35504	Q3: N/A	Q4: N/A	

# New Foster Homes During Quarter: 0	# Children in Care During Quarter: 28	# Placements During Quarter: 28	# Children in Care On Last Day: 27
--------------------------------------	---------------------------------------	---------------------------------	------------------------------------

	Avg Performance All CPAs (%)	Provider Performance (%)*	Possible Points (Weight)	Provider Points Earned
--	------------------------------	---------------------------	--------------------------	------------------------

OPM Monitoring Reviews

Annual Comprehensive Reviews	84%	93%	25	23.14
Safety Reviews	89%	83%	15	12.38
Monitoring Sub-Total			40	35.52

CPA Safety Outcomes

Incidence of Maltreatment	0.11%	No Substantiated Reports	10	10.00
Staff Training	94%	83%	5	4.15
Staff Safety Checks	88%	100%	5	5.00
Safety Sub-Total			20	19.15

CPA Permanency Outcomes

Placement Stability	92%	100%	15	15.00
Permanency Sub-Total			15	15.00

CPA Well-Being Outcomes

EPSDT Medical Visits	85%	87%	4	3.48
EPSDT Dental Visits	83%	91%	4	3.64
Academic Supports	78%	76%	3	2.28
Provider ECEM Visits	89%	99%	7	6.93
Provider General Contacts	85%	99%	7	6.93
Placements with Siblings	68%	100%	Not Scored	Not Scored
Placements within Legal County	14%	0%	Not Scored	Not Scored
Well-Being Sub-Total			25	23.26

*Performance calculation descriptions can be found in the FY 2019 RBWO PBP Measurements and Standards Guide.

Monitoring & Outcomes: Possible Points = 100	Points Earned: 92.93
Score Before Incentives Credit	92.93%
Incentives Awarded	6.04 pts
PBP Verification	N/A pts
Total Score	98.97%



DHS, DFCS, Office of Provider Management
Performance-Based Placement Measures
RBWO Provider GA+SCORECARD - CPA
Report Quarter: Q1 FY2020



Provider/Program Name: Neighbor to Family - Gwinnett County (1032) - CPA

# New Foster Homes During Quarter: 0		# Children in Care During Quarter: 28	# Placements During Quarter: 28	# Children in Care On Last Day: 27
CPA Incentive Credits	Avg Performance All CPAs (%)	Provider Performance (%)*	Possible Points (Weight)	Provider Points Earned
Early EPSDT Medical Visits		25%	2	0.50
Early EPSDT Dental Visits		67%	2	1.34
Permanency Contacts		44%	5	2.20
Additional Academic Supports		0%	2	0.00
HS Grad/GED/Prof or Trade Certificate/College		N/A	10/5/5/1	
EYSS Agreement		Not Eligible	5	
Community Connections		0%	4	0.00
Foster Hm Retention Rate (threshold = 90)		71%	2	0.00
Foster Hm Recruitment (threshold = 100)		0%	2	0.00
Active Agency Accreditation		50%	4	2.00
Staff Clinical Licensure		0%	5	0.00
Incentives Total	6.21			6.04
Maximum total combined incentive credit allowed is 10 points.			Incentives Awarded	6.04

*Performance calculation descriptions can be found in the FY 2019 RBWO PBP Measurements and Standards Guide.

Child Protective Services Investigations and Dispositions

The following investigations data, which is not used for scoring but is considered significant to a provider's performance, is from Georgia SHINES and is not considered final or complete until the end of the fiscal year.

Total Reports:	0
Number Screened In:	0
Number Screened Out:	0
Number Substantiated:	0
Number Unsubstantiated:	1
Number Active CPS Investigations:	-1



DHS, DFCS, Office of Provider Management
Performance-Based Placement Measures
RBWO Provider GA+SCORECARD - CPA



Report Quarter: Q1 FY2020

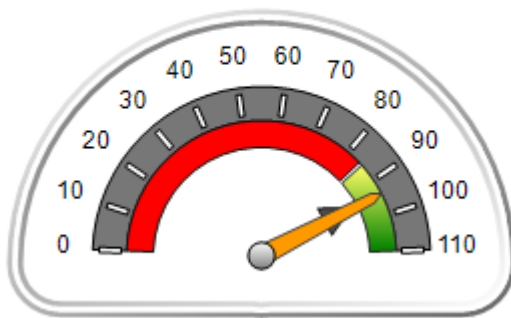
Provider/Program Name: Neighbor to Family - Henry County (1035) - CPA

3000 Corporate Center Dr, Morrow, GA 30260	Quarterly Scores (Grades)		Current Quarter Score (Grade)
Phone: 678-422-9770	Q1: 94.18 (A)	Q2: N/A	94.18% (A)
Vendor ID# 62038	Q3: N/A	Q4: N/A	
# New Foster Homes During Quarter: 0	# Children in Care During Quarter: 21	# Placements During Quarter: 21	# Children in Care On Last Day: 17

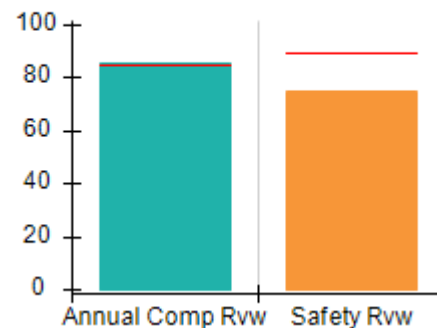
Quarterly Provider Comparisons to All CPAs

▼ — indicates average for all CPAs

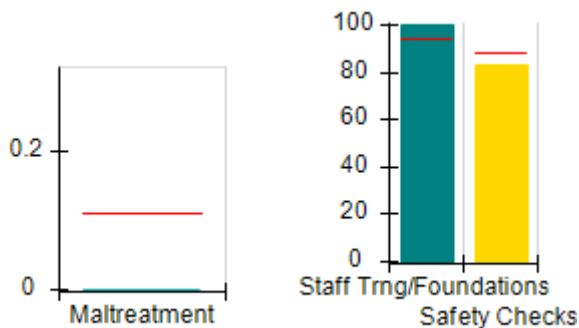
Overall Score (%)



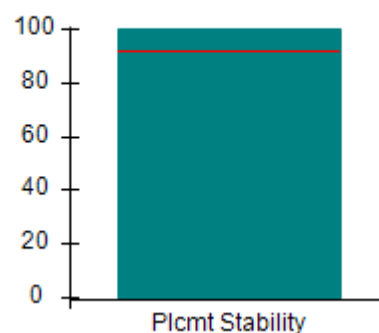
OPM Monitoring Reviews (%)



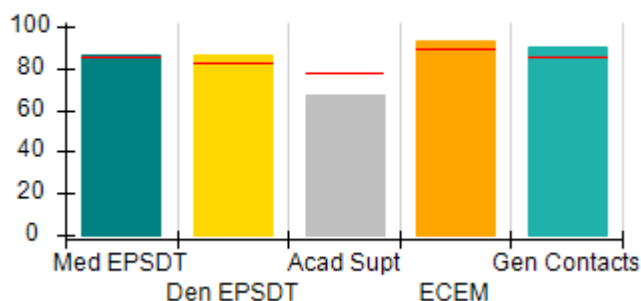
Safety Outcomes (%)



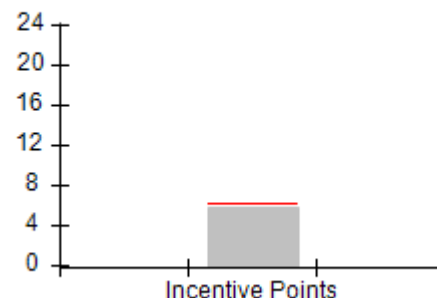
Permanency Outcomes (%)



Well-Being Outcomes (%)



Incentives Earned (Points)





DHS, DFCS, Office of Provider Management
Performance-Based Placement Measures
RBWO Provider GA+SCORECARD - CPA
Report Quarter: Q1 FY2020



Provider/Program Name: Neighbor to Family - Henry County (1035) - CPA				
3000 Corporate Center Dr, Morrow, GA 30260	Quarterly Scores (Grades)			Current Quarter Score (Grade)
Phone: 678-422-9770	Q1: 94.18 (A)	Q2: N/A	94.18% (A)	
Vendor ID# 62038	Q3: N/A	Q4: N/A		
# New Foster Homes During Quarter: 0	# Children in Care During Quarter: 21	# Placements During Quarter: 21	# Children in Care On Last Day: 17	
	Avg Performance All CPAs (%)	Provider Performance (%)*	Possible Points (Weight)	Provider Points Earned
OPM Monitoring Reviews				
Annual Comprehensive Reviews	84%	85%	25	21.33
Safety Reviews	89%	75%	15	11.25
Monitoring Sub-Total			40	32.58
CPA Safety Outcomes				
Incidence of Maltreatment	0.11%	No Substantiated Reports	10	10.00
Staff Training	94%	100%	5	5.00
Staff Safety Checks	88%	83%	5	4.15
Safety Sub-Total			20	19.15
CPA Permanency Outcomes				
Placement Stability	92%	100%	15	15.00
Permanency Sub-Total			15	15.00
CPA Well-Being Outcomes				
EPSDT Medical Visits	85%	86%	4	3.44
EPSDT Dental Visits	83%	86%	4	3.44
Academic Supports	78%	67%	3	2.01
Provider ECEM Visits	89%	93%	7	6.51
Provider General Contacts	85%	90%	7	6.30
Placements with Siblings	68%	50%	Not Scored	Not Scored
Placements within Legal County	14%	0%	Not Scored	Not Scored
Well-Being Sub-Total			25	21.70

*Performance calculation descriptions can be found in the FY 2019 RBWO PBP Measurements and Standards Guide.

Monitoring & Outcomes: Possible Points = 100	Points Earned: 88.43
Score Before Incentives Credit	88.43%
Incentives Awarded	5.75 pts
PBP Verification	N/A pts
Total Score	94.18%



DHS, DFCS, Office of Provider Management
Performance-Based Placement Measures
RBWO Provider GA+SCORECARD - CPA
Report Quarter: Q1 FY2020



Provider/Program Name: Neighbor to Family - Henry County (1035) - CPA

# New Foster Homes During Quarter: 0		# Children in Care During Quarter: 21	# Placements During Quarter: 21	# Children in Care On Last Day: 17
CPA Incentive Credits	Avg Performance All CPAs (%)	Provider Performance (%)*	Possible Points (Weight)	Provider Points Earned
Early EPSDT Medical Visits		Not Eligible	2	
Early EPSDT Dental Visits		50%	2	1.00
Permanency Contacts		15%	5	0.75
Additional Academic Supports		0%	2	0.00
HS Grad/GED/Prof or Trade Certificate/College		N/A	10/5/5/1	
EYSS Agreement		Not Eligible	5	
Community Connections		0%	4	0.00
Foster Hm Retention Rate (threshold = 90)		100%	2	2.00
Foster Hm Recruitment (threshold = 100)		100%	2	2.00
Active Agency Accreditation		0%	4	0.00
Staff Clinical Licensure		0%	5	0.00
Incentives Total	6.21			5.75
Maximum total combined incentive credit allowed is 10 points.			Incentives Awarded	5.75

*Performance calculation descriptions can be found in the FY 2019 RBWO PBP Measurements and Standards Guide.

Child Protective Services Investigations and Dispositions

The following investigations data, which is not used for scoring but is considered significant to a provider's performance, is from Georgia SHINES and is not considered final or complete until the end of the fiscal year.

Total Reports:	0
Number Screened In:	0
Number Screened Out:	0
Number Substantiated:	0
Number Unsubstantiated:	0
Number Active CPS Investigations:	0



DHS, DFCS, Office of Provider Management
Performance-Based Placement Measures
RBWO Provider GA+SCORECARD - CPA



Report Quarter: Q1 FY2020

Provider/Program Name: Neighbor to Family - Richmond County (1034) - CPA			
1226 Augusta West Pkwy, Augusta, GA 30909	Quarterly Scores (Grades)		Current Quarter Score (Grade)
Phone: 706-396-2180	Q1: 101.57 (A+)	Q2: N/A	101.57% (A+)
Vendor ID# 35506	Q3: N/A	Q4: N/A	
# New Foster Homes During Quarter: 0	# Children in Care During Quarter: 38	# Placements During Quarter: 40	# Children in Care On Last Day: 34
Quarterly Provider Comparisons to All CPAs			

▼ — indicates average for all CPAs





DHS, DFCS, Office of Provider Management
Performance-Based Placement Measures
RBWO Provider GA+SCORECARD - CPA
Report Quarter: Q1 FY2020



Provider/Program Name: Neighbor to Family - Richmond County (1034) - CPA				
1226 Augusta West Pkwy, Augusta, GA 30909	Quarterly Scores (Grades)			Current Quarter Score (Grade)
Phone: 706-396-2180	Q1: 101.57 (A+)	Q2: N/A	101.57% (A+)	
Vendor ID# 35506	Q3: N/A	Q4: N/A		
# New Foster Homes During Quarter: 0	# Children in Care During Quarter: 38	# Placements During Quarter: 40	# Children in Care On Last Day: 34	
	Avg Performance All CPAs (%)	Provider Performance (%)*	Possible Points (Weight)	Provider Points Earned
OPM Monitoring Reviews				
Annual Comprehensive Reviews	84%	82%	25	20.46
Safety Reviews	89%	99%	15	14.81
Monitoring Sub-Total			40	35.27
CPA Safety Outcomes				
Incidence of Maltreatment	0.11%	No Substantiated Reports	10	10.00
Staff Training	94%	100%	5	5.00
Staff Safety Checks	88%	100%	5	5.00
Safety Sub-Total			20	20.00
CPA Permanency Outcomes				
Placement Stability	92%	100%	15	15.00
Permanency Sub-Total			15	15.00
CPA Well-Being Outcomes				
EPSDT Medical Visits	85%	100%	4	4.00
EPSDT Dental Visits	83%	100%	4	4.00
Academic Supports	78%	93%	3	2.79
Provider ECEM Visits	89%	96%	7	6.72
Provider General Contacts	85%	97%	7	6.79
Placements with Siblings	68%	89%	Not Scored	Not Scored
Placements within Legal County	14%	0%	Not Scored	Not Scored
Well-Being Sub-Total			25	24.30

*Performance calculation descriptions can be found in the FY 2019 RBWO PBP Measurements and Standards Guide.

Monitoring & Outcomes: Possible Points = 100	Points Earned: 94.57
Score Before Incentives Credit	94.57%
Incentives Awarded	7.00 pts
PBP Verification	N/A pts
Total Score	101.57%



DHS, DFCS, Office of Provider Management
Performance-Based Placement Measures
RBWO Provider GA+SCORECARD - CPA
Report Quarter: Q1 FY2020



Provider/Program Name: Neighbor to Family - Richmond County (1034) - CPA

# New Foster Homes During Quarter: 0		# Children in Care During Quarter: 38	# Placements During Quarter: 40	# Children in Care On Last Day: 34
CPA Incentive Credits	Avg Performance All CPAs (%)	Provider Performance (%)*	Possible Points (Weight)	Provider Points Earned
Early EPSDT Medical Visits		100%	2	2.00
Early EPSDT Dental Visits		100%	2	2.00
Permanency Contacts		0%	5	0.00
Additional Academic Supports		50%	2	1.00
HS Grad/GED/Prof or Trade Certificate/College		N/A	10/5/5/1	
EYSS Agreement		Not Eligible	5	
Community Connections		0%	4	0.00
Foster Hm Retention Rate (threshold = 90)		71%	2	0.00
Foster Hm Recruitment (threshold = 100)		0%	2	0.00
Active Agency Accreditation		50%	4	2.00
Staff Clinical Licensure		0%	5	0.00
Incentives Total	6.21			7.00
Maximum total combined incentive credit allowed is 10 points.			Incentives Awarded	7.00

*Performance calculation descriptions can be found in the FY 2019 RBWO PBP Measurements and Standards Guide.

Child Protective Services Investigations and Dispositions

The following investigations data, which is not used for scoring but is considered significant to a provider's performance, is from Georgia SHINES and is not considered final or complete until the end of the fiscal year.

Total Reports:	2
Number Screened In:	0
Number Screened Out:	2
Number Substantiated:	0
Number Unsubstantiated:	4
Number Active CPS Investigations:	-4



DHS, DFCS, Office of Provider Management

Performance-Based Placement Measures

RBWO Provider GA+SCORECARD - CPA



Report Quarter: Q1 FY2020

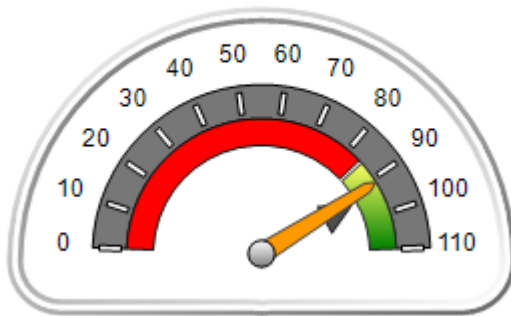
Provider/Program Name: New Beginnings, Life Changing Network, Inc. - (979) - CPA

50 Hurt Plaza , Atlanta, GA 30303	Quarterly Scores (Grades)		Current Quarter Score (Grade)
Phone: 404-298-0888	Q1: 91.31 (A-)	Q2: N/A	91.31% (A-)
Vendor ID# 40080	Q3: N/A	Q4: N/A	
# New Foster Homes During Quarter: 3	# Children in Care During Quarter: 83	# Placements During Quarter: 88	# Children in Care On Last Day: 56

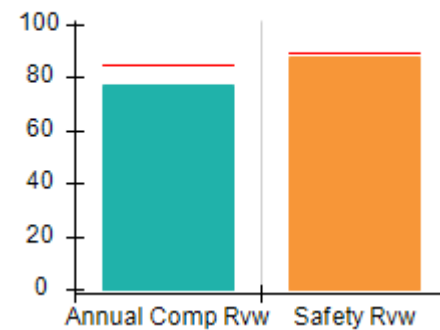
Quarterly Provider Comparisons to All CPAs

▼ — indicates average for all CPAs

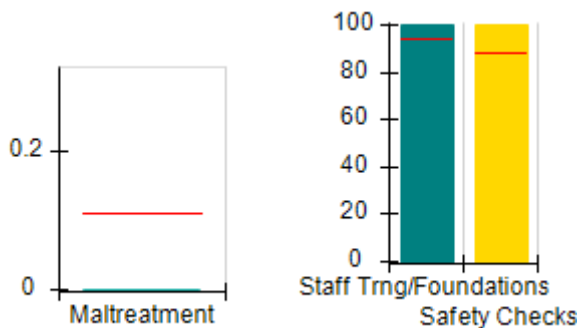
Overall Score (%)



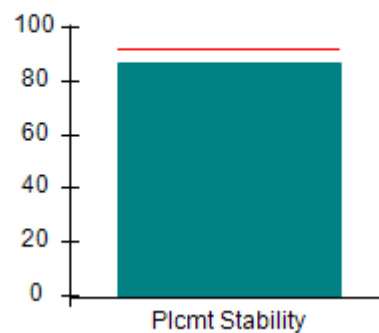
OPM Monitoring Reviews (%)



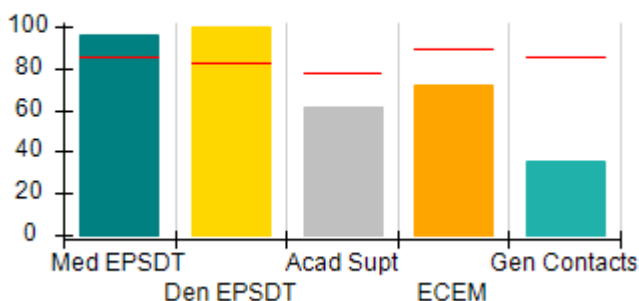
Safety Outcomes (%)



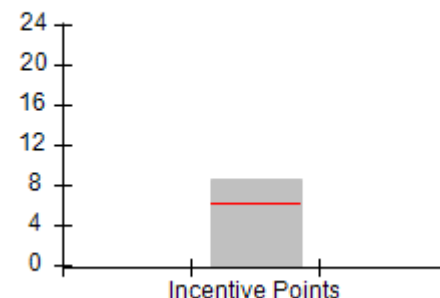
Permanency Outcomes (%)



Well-Being Outcomes (%)



Incentives Earned (Points)





DHS, DFCS, Office of Provider Management
Performance-Based Placement Measures
RBWO Provider GA+SCORECARD - CPA



Report Quarter: Q1 FY2020

Provider/Program Name: New Beginnings, Life Changing Network, Inc. - (979) - CPA				
50 Hurt Plaza , Atlanta, GA 30303		Quarterly Scores (Grades)		Current Quarter Score (Grade)
Phone: 404-298-0888		Q1: 91.31 (A-)	Q2: N/A	91.31% (A-)
Vendor ID# 40080		Q3: N/A	Q4: N/A	
# New Foster Homes During Quarter: 3		# Children in Care During Quarter: 83	# Placements During Quarter: 88	# Children in Care On Last Day: 56
	Avg Performance All CPAs (%)	Provider Performance (%)*	Possible Points (Weight)	Provider Points Earned
OPM Monitoring Reviews				
Annual Comprehensive Reviews	84%	77%	25	19.25
Safety Reviews	89%	88%	15	13.13
Monitoring Sub-Total			40	32.37
CPA Safety Outcomes				
Incidence of Maltreatment	0.11%	No Substantiated Reports	10	10.00
Staff Training	94%	100%	5	5.00
Staff Safety Checks	88%	100%	5	5.00
Safety Sub-Total			20	20.00
CPA Permanency Outcomes				
Placement Stability	92%	87%	15	13.05
Permanency Sub-Total			15	13.05
CPA Well-Being Outcomes				
EPSDT Medical Visits	85%	96%	4	3.84
EPSDT Dental Visits	83%	100%	4	4.00
Academic Supports	78%	61%	3	1.83
Provider ECEM Visits	89%	72%	7	5.04
Provider General Contacts	85%	36%	7	2.52
Placements with Siblings	68%	43%	Not Scored	Not Scored
Placements within Legal County	14%	11%	Not Scored	Not Scored
Well-Being Sub-Total			25	17.23

*Performance calculation descriptions can be found in the FY 2019 RBWO PBP Measurements and Standards Guide.

Monitoring & Outcomes: Possible Points = 100		Points Earned: 82.65	
Score Before Incentives Credit			82.65%
Incentives Awarded			8.66 pts
PBP Verification			0.00 pts
Total Score			91.31%



DHS, DFCS, Office of Provider Management
Performance-Based Placement Measures
RBWO Provider GA+SCORECARD - CPA
Report Quarter: Q1 FY2020



Provider/Program Name: New Beginnings, Life Changing Network, Inc. - (979) - CPA

# New Foster Homes During Quarter: 3		# Children in Care During Quarter: 83	# Placements During Quarter: 88	# Children in Care On Last Day: 56
CPA Incentive Credits	Avg Performance All CPAs (%)	Provider Performance (%)*	Possible Points (Weight)	Provider Points Earned
Early EPSDT Medical Visits		87%	2	1.74
Early EPSDT Dental Visits		96%	2	1.92
Permanency Contacts		0%	5	0.00
Additional Academic Supports		0%	2	0.00
HS Grad/GED/Prof or Trade Certificate/College		N/A	10/5/5/1	
EYSS Agreement		100%	5	5.00
Community Connections		0%	4	0.00
Foster Hm Retention Rate (threshold = 90)		85%	2	0.00
Foster Hm Recruitment (threshold = 100)		75%	2	0.00
Active Agency Accreditation		0%	4	0.00
Staff Clinical Licensure		0%	5	0.00
Incentives Total	6.21			8.66
Maximum total combined incentive credit allowed is 10 points.			Incentives Awarded	8.66

*Performance calculation descriptions can be found in the FY 2019 RBWO PBP Measurements and Standards Guide.

Child Protective Services Investigations and Dispositions

The following investigations data, which is not used for scoring but is considered significant to a provider's performance, is from Georgia SHINES and is not considered final or complete until the end of the fiscal year.

Total Reports:	2
Number Screened In:	2
Number Screened Out:	0
Number Substantiated:	0
Number Unsubstantiated:	2
Number Active CPS Investigations:	0



DHS, DFCS, Office of Provider Management
Performance-Based Placement Measures
RBWO Provider GA+SCORECARD - CPA



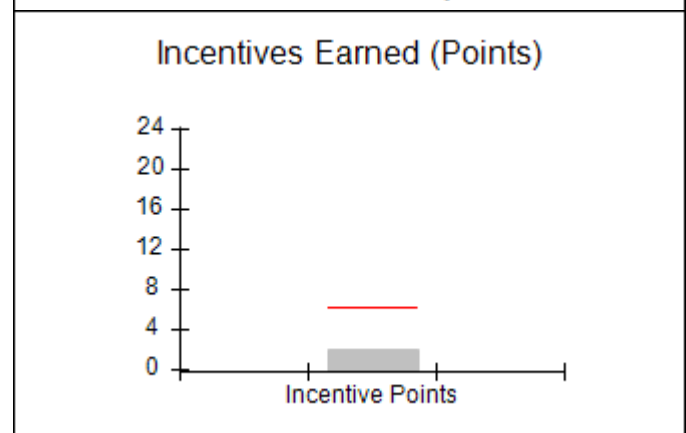
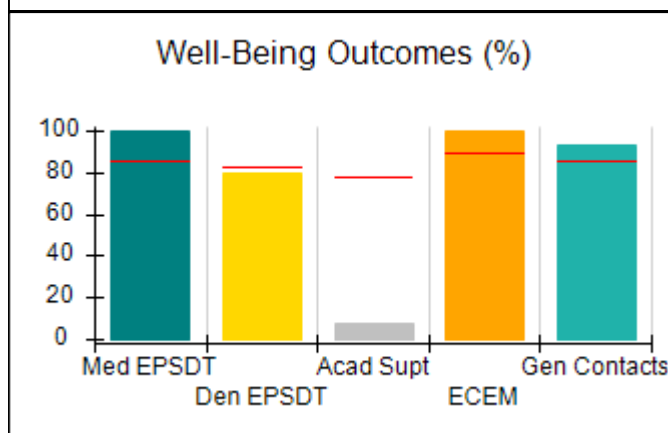
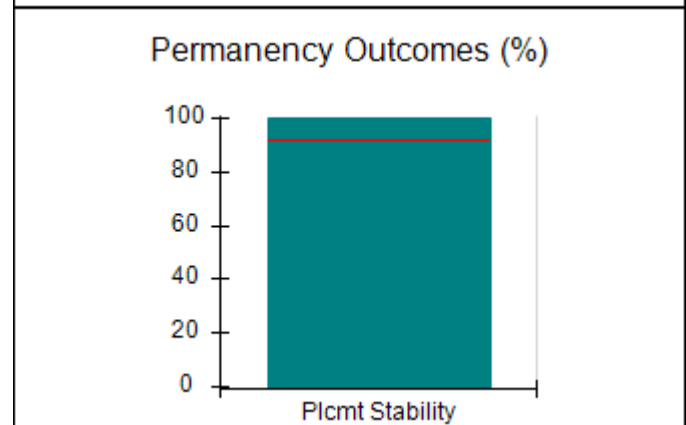
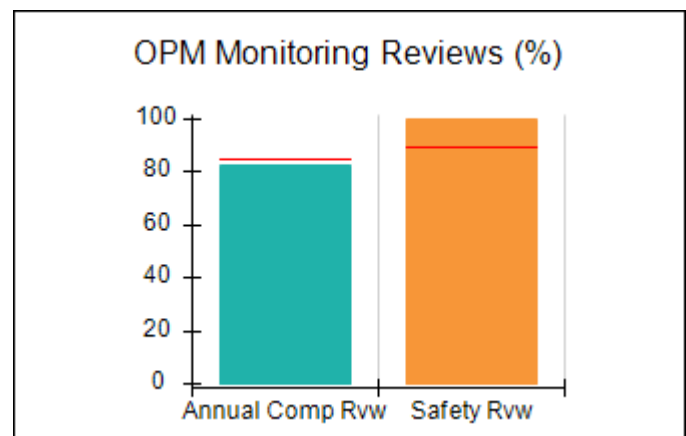
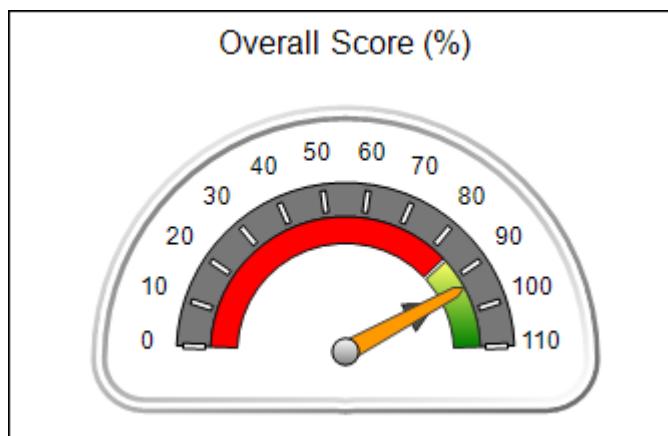
Report Quarter: Q1 FY2020

Provider/Program Name: New Horizons Community Services Board - New Horizons (877) - CPA

2100 Comer Ave., Columbus, GA 31904	Quarterly Scores (Grades)		Current Quarter Score (Grade)
Phone: 706-596-55000	Q1: 93.52 (A-)	Q2: N/A	93.52% (A-)
Vendor ID# 35508	Q3: N/A	Q4: N/A	
# New Foster Homes During Quarter: 0	# Children in Care During Quarter: 7	# Placements During Quarter: 7	# Children in Care On Last Day: 5

Quarterly Provider Comparisons to All CPAs

▼ — indicates average for all CPAs





DHS, DFCS, Office of Provider Management
Performance-Based Placement Measures
RBWO Provider GA+SCORECARD - CPA



Report Quarter: Q1 FY2020

Provider/Program Name: New Horizons Community Services Board - New Horizons (877) - CPA

2100 Comer Ave., Columbus, GA 31904	Quarterly Scores (Grades)		Current Quarter Score (Grade)
Phone: 706-596-55000	Q1: 93.52 (A-)	Q2: N/A	93.52% (A-)
Vendor ID# 35508	Q3: N/A	Q4: N/A	

# New Foster Homes During Quarter: 0	# Children in Care During Quarter: 7	# Placements During Quarter: 7	# Children in Care On Last Day: 5
--------------------------------------	--------------------------------------	--------------------------------	-----------------------------------

	Avg Performance All CPAs (%)	Provider Performance (%)*	Possible Points (Weight)	Provider Points Earned
--	------------------------------	---------------------------	--------------------------	------------------------

OPM Monitoring Reviews

Annual Comprehensive Reviews	84%	82%	25	20.57
Safety Reviews	89%	100%	15	15.00
Monitoring Sub-Total			40	35.57

CPA Safety Outcomes

Incidence of Maltreatment	0.11%	No Substantiated Reports	10	10.00
Staff Training	94%	100%	5	5.00
Staff Safety Checks	88%	100%	5	5.00
Safety Sub-Total			20	20.00

CPA Permanency Outcomes

Placement Stability	92%	100%	15	15.00
Permanency Sub-Total			15	15.00

CPA Well-Being Outcomes

EPSDT Medical Visits	85%	100%	4	4.00
EPSDT Dental Visits	83%	80%	4	3.20
Academic Supports	78%	8%	3	0.24
Provider ECEM Visits	89%	100%	7	7.00
Provider General Contacts	85%	93%	7	6.51
Placements with Siblings	68%	0%	Not Scored	Not Scored
Placements within Legal County	14%	100%	Not Scored	Not Scored
Well-Being Sub-Total			25	20.95

*Performance calculation descriptions can be found in the FY 2019 RBWO PBP Measurements and Standards Guide.

Monitoring & Outcomes: Possible Points = 100	Points Earned: 91.52
Score Before Incentives Credit	91.52%
Incentives Awarded	2.00 pts
PBP Verification	N/A pts
Total Score	93.52%



DHS, DFCS, Office of Provider Management
Performance-Based Placement Measures
RBWO Provider GA+SCORECARD - CPA



Report Quarter: Q1 FY2020

Provider/Program Name: New Horizons Community Services Board - New Horizons (877) - CPA

# New Foster Homes During Quarter: 0		# Children in Care During Quarter: 7	# Placements During Quarter: 7	# Children in Care On Last Day: 5
CPA Incentive Credits	Avg Performance All CPAs (%)	Provider Performance (%)*	Possible Points (Weight)	Provider Points Earned
Early EPSDT Medical Visits		Not Eligible	2	
Early EPSDT Dental Visits		0%	2	0.00
Permanency Contacts		None Planned	5	
Additional Academic Supports		0%	2	0.00
HS Grad/GED/Prof or Trade Certificate/College		N/A	10/5/5/1	
EYSS Agreement		Not Eligible	5	
Community Connections		0%	4	0.00
Foster Hm Retention Rate (threshold = 90)		50%	2	0.00
Foster Hm Recruitment (threshold = 100)		0%	2	0.00
Active Agency Accreditation		50%	4	2.00
Staff Clinical Licensure		0%	5	0.00
Incentives Total	6.21			2.00
Maximum total combined incentive credit allowed is 10 points.			Incentives Awarded	2.00

*Performance calculation descriptions can be found in the FY 2019 RBWO PBP Measurements and Standards Guide.

Child Protective Services Investigations and Dispositions

The following investigations data, which is not used for scoring but is considered significant to a provider's performance, is from Georgia SHINES and is not considered final or complete until the end of the fiscal year.

Total Reports:	0
Number Screened In:	0
Number Screened Out:	0
Number Substantiated:	0
Number Unsubstantiated:	0
Number Active CPS Investigations:	0



DHS, DFCS, Office of Provider Management

Performance-Based Placement Measures


RBWO Provider GA+SCORECARD - CPA

Report Quarter: Q1 FY2020

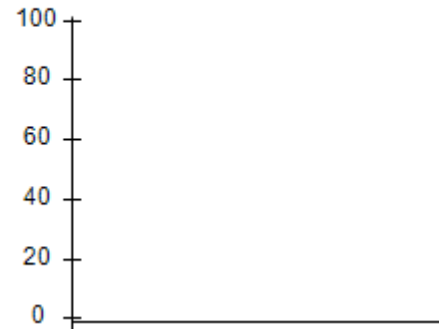


▼ — indicates average for all CPAs

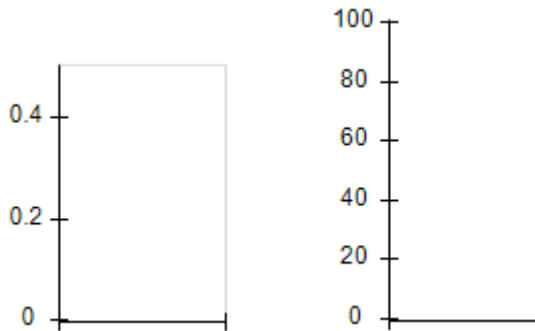
Overall Score (%)



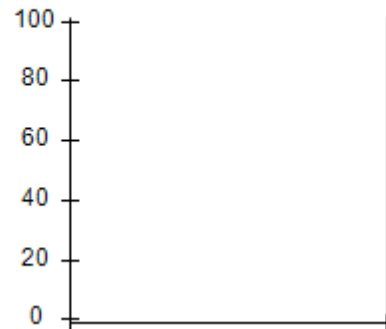
OPM Monitoring Reviews (%)



Safety Outcomes (%)




Permanency Outcomes (%)



Well-Being Outcomes (%)



Incentives Earned (Points)





DHS, DFCS, Office of Provider Management

Performance-Based Placement Measures

RBWO Provider GA+SCORECARD - CPA



Report Quarter: Q1 FY2020

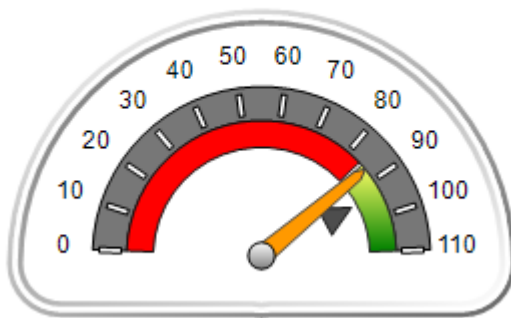
Provider/Program Name: Normal Life of Georgia, Inc. - Atlanta (5248) - CPA

2296 Henderson Mill Road, Atlanta, GA 30345	Quarterly Scores (Grades)		Current Quarter Score (Grade)
Phone: 770-908-2481	Q1: 86.40 (B)	Q2: N/A	86.40% (B)
Vendor ID# 44915	Q3: N/A	Q4: N/A	
# New Foster Homes During Quarter: 1	# Children in Care During Quarter: 45	# Placements During Quarter: 47	# Children in Care On Last Day: 41

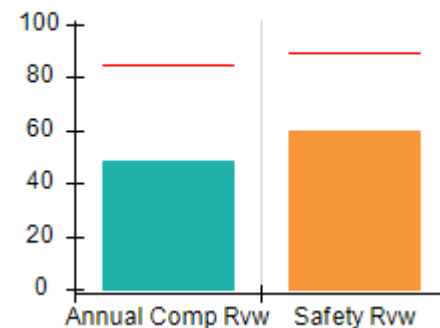
Quarterly Provider Comparisons to All CPAs

▼ — indicates average for all CPAs

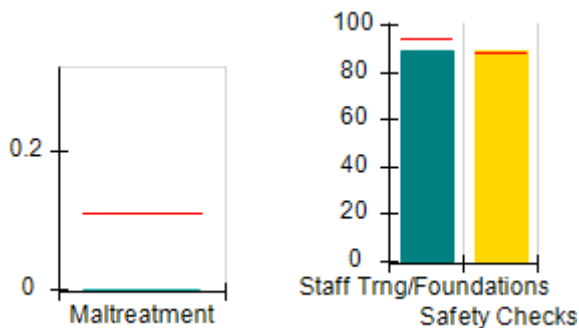
Overall Score (%)



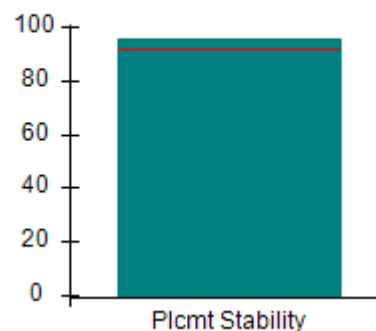
OPM Monitoring Reviews (%)



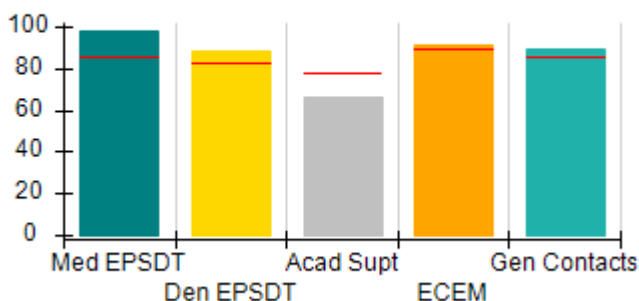
Safety Outcomes (%)



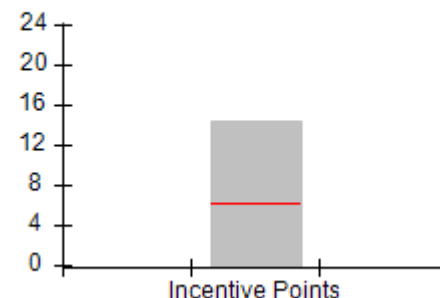
Permanency Outcomes (%)



Well-Being Outcomes (%)



Incentives Earned (Points)





DHS, DFCS, Office of Provider Management
Performance-Based Placement Measures
RBWO Provider GA+SCORECARD - CPA
Report Quarter: Q1 FY2020



Provider/Program Name: Normal Life of Georgia, Inc. - Atlanta (5248) - CPA

2296 Henderson Mill Road, Atlanta, GA 30345	Quarterly Scores (Grades)		Current Quarter Score (Grade)
Phone: 770-908-2481	Q1: 86.40 (B)	Q2: N/A	86.40% (B)
Vendor ID# 44915	Q3: N/A	Q4: N/A	

# New Foster Homes During Quarter: 1	# Children in Care During Quarter: 45	# Placements During Quarter: 47	# Children in Care On Last Day: 41
--------------------------------------	---------------------------------------	---------------------------------	------------------------------------

	Avg Performance All CPAs (%)	Provider Performance (%)*	Possible Points (Weight)	Provider Points Earned
--	------------------------------	---------------------------	--------------------------	------------------------

OPM Monitoring Reviews

Annual Comprehensive Reviews	84%	48%	25	12.08
Safety Reviews	89%	60%	15	9.00
Monitoring Sub-Total			40	21.08

CPA Safety Outcomes

Incidence of Maltreatment	0.11%	No Substantiated Reports	10	10.00
Staff Training	94%	89%	5	4.45
Staff Safety Checks	88%	89%	5	4.45
Safety Sub-Total			20	18.90

CPA Permanency Outcomes

Placement Stability	92%	96%	15	14.40
Permanency Sub-Total			15	14.40

CPA Well-Being Outcomes

EPSDT Medical Visits	85%	98%	4	3.92
EPSDT Dental Visits	83%	88%	4	3.52
Academic Supports	78%	66%	3	1.98
Provider ECEM Visits	89%	91%	7	6.37
Provider General Contacts	85%	89%	7	6.23
Placements with Siblings	68%	39%	Not Scored	Not Scored
Placements within Legal County	14%	63%	Not Scored	Not Scored
Well-Being Sub-Total			25	22.02

*Performance calculation descriptions can be found in the FY 2019 RBWO PBP Measurements and Standards Guide.

Monitoring & Outcomes: Possible Points = 100	Points Earned: 76.40
Score Before Incentives Credit	76.40%
Incentives Awarded	10.00 pts
PBP Verification	N/A pts
Total Score	86.40%



DHS, DFCS, Office of Provider Management
Performance-Based Placement Measures
RBWO Provider GA+SCORECARD - CPA
Report Quarter: Q1 FY2020



Provider/Program Name: Normal Life of Georgia, Inc. - Atlanta (5248) - CPA

# New Foster Homes During Quarter: 1		# Children in Care During Quarter: 45	# Placements During Quarter: 47	# Children in Care On Last Day: 41
CPA Incentive Credits	Avg Performance All CPAs (%)	Provider Performance (%)*	Possible Points (Weight)	Provider Points Earned
Early EPSDT Medical Visits		83%	2	1.66
Early EPSDT Dental Visits		69%	2	1.38
Permanency Contacts		0%	5	0.00
Additional Academic Supports		18%	2	0.36
HS Grad/GED/Prof or Trade Certificate/College		N/A	10/5/5/1	
EYSS Agreement		100%	5	5.00
Community Connections		0%	4	0.00
Foster Hm Retention Rate (threshold = 90)		67%	2	0.00
Foster Hm Recruitment (threshold = 100)		100%	2	2.00
Active Agency Accreditation		100%	4	4.00
Staff Clinical Licensure		0%	5	0.00
Incentives Total	6.21			14.40
Maximum total combined incentive credit allowed is 10 points.			Incentives Awarded	10.00

*Performance calculation descriptions can be found in the FY 2019 RBWO PBP Measurements and Standards Guide.

Child Protective Services Investigations and Dispositions

The following investigations data, which is not used for scoring but is considered significant to a provider's performance, is from Georgia SHINES and is not considered final or complete until the end of the fiscal year.

Total Reports:	1
Number Screened In:	0
Number Screened Out:	1
Number Substantiated:	0
Number Unsubstantiated:	0
Number Active CPS Investigations:	0



DHS, DFCS, Office of Provider Management
Performance-Based Placement Measures
RBWO Provider GA+SCORECARD - CPA



Report Quarter: Q1 FY2020

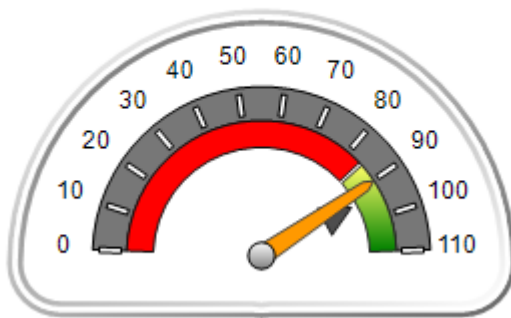
Provider/Program Name: Normal Life of Georgia, Inc. - Macon (5251) - CPA

105 Preston Court, Macon, GA 31210	Quarterly Scores (Grades)		Current Quarter Score (Grade)
Phone: 478-741-9745	Q1: 90.22 (A-)	Q2: N/A	90.22% (A-)
Vendor ID# 59683	Q3: N/A	Q4: N/A	
# New Foster Homes During Quarter: 0	# Children in Care During Quarter: 69	# Placements During Quarter: 71	# Children in Care On Last Day: 60

Quarterly Provider Comparisons to All CPAs

▼ — indicates average for all CPAs

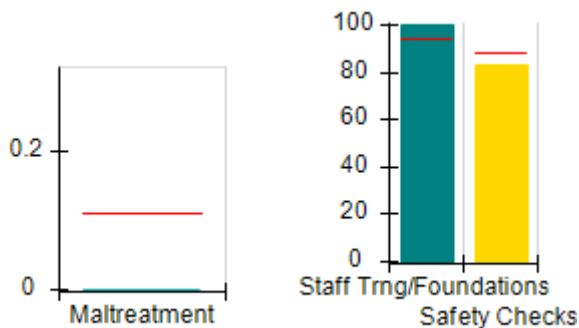
Overall Score (%)



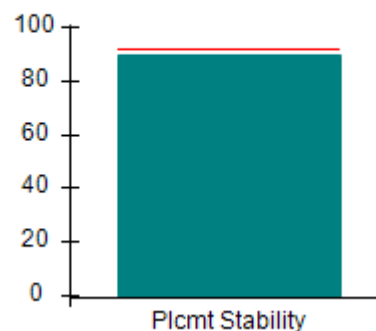
OPM Monitoring Reviews (%)



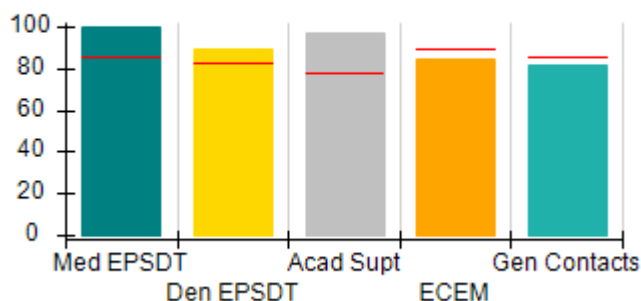
Safety Outcomes (%)



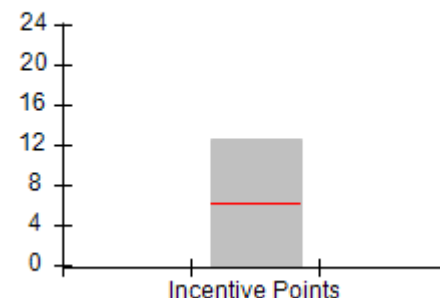
Permanency Outcomes (%)



Well-Being Outcomes (%)



Incentives Earned (Points)





DHS, DFCS, Office of Provider Management
Performance-Based Placement Measures
RBWO Provider GA+SCORECARD - CPA
 Report Quarter: Q1 FY2020



Provider/Program Name: Normal Life of Georgia, Inc. - Macon (5251) - CPA

105 Preston Court, Macon, GA 31210	Quarterly Scores (Grades)		Current Quarter Score (Grade)
Phone: 478-741-9745	Q1: 90.22 (A-)	Q2: N/A	90.22% (A-)
Vendor ID# 59683	Q3: N/A	Q4: N/A	

# New Foster Homes During Quarter: 0	# Children in Care During Quarter: 69	# Placements During Quarter: 71	# Children in Care On Last Day: 60
--------------------------------------	---------------------------------------	---------------------------------	------------------------------------

	Avg Performance All CPAs (%)	Provider Performance (%)*	Possible Points (Weight)	Provider Points Earned
--	------------------------------	---------------------------	--------------------------	------------------------

OPM Monitoring Reviews

Annual Comprehensive Reviews	84%	61%	25	15.36
Safety Reviews	89%	68%	15	10.13
Monitoring Sub-Total			40	25.48

CPA Safety Outcomes

Incidence of Maltreatment	0.11%	No Substantiated Reports	10	10.00
Staff Training	94%	100%	5	5.00
Staff Safety Checks	88%	83%	5	4.15
Safety Sub-Total			20	19.15

CPA Permanency Outcomes

Placement Stability	92%	90%	15	13.50
Permanency Sub-Total			15	13.50

CPA Well-Being Outcomes

EPSDT Medical Visits	85%	100%	4	4.00
EPSDT Dental Visits	83%	89%	4	3.56
Academic Supports	78%	97%	3	2.91
Provider ECEM Visits	89%	84%	7	5.88
Provider General Contacts	85%	82%	7	5.74
Placements with Siblings	68%	54%	Not Scored	Not Scored
Placements within Legal County	14%	0%	Not Scored	Not Scored
Well-Being Sub-Total			25	22.09

*Performance calculation descriptions can be found in the FY 2019 RBWO PBP Measurements and Standards Guide.

Monitoring & Outcomes: Possible Points = 100	Points Earned: 80.22
Score Before Incentives Credit	80.22%
Incentives Awarded	10.00 pts
PBP Verification	N/A pts
Total Score	90.22%



DHS, DFCS, Office of Provider Management
Performance-Based Placement Measures
RBWO Provider GA+SCORECARD - CPA
Report Quarter: Q1 FY2020



Provider/Program Name: Normal Life of Georgia, Inc. - Macon (5251) - CPA

# New Foster Homes During Quarter: 0		# Children in Care During Quarter: 69	# Placements During Quarter: 71	# Children in Care On Last Day: 60
CPA Incentive Credits	Avg Performance All CPAs (%)	Provider Performance (%)*	Possible Points (Weight)	Provider Points Earned
Early EPSDT Medical Visits		100%	2	2.00
Early EPSDT Dental Visits		76%	2	1.52
Permanency Contacts		0%	5	0.00
Additional Academic Supports		1%	2	0.02
HS Grad/GED/Prof or Trade Certificate/College		N/A	10/5/5/1	
EYSS Agreement		100%	5	5.00
Community Connections		0%	4	0.00
Foster Hm Retention Rate (threshold = 90)		100%	2	2.00
Foster Hm Recruitment (threshold = 100)		0%	2	0.00
Active Agency Accreditation		50%	4	2.00
Staff Clinical Licensure		0%	5	0.00
Incentives Total	6.21			12.54
Maximum total combined incentive credit allowed is 10 points.			Incentives Awarded	10.00

*Performance calculation descriptions can be found in the FY 2019 RBWO PBP Measurements and Standards Guide.

Child Protective Services Investigations and Dispositions

The following investigations data, which is not used for scoring but is considered significant to a provider's performance, is from Georgia SHINES and is not considered final or complete until the end of the fiscal year.

Total Reports:	1
Number Screened In:	1
Number Screened Out:	0
Number Substantiated:	0
Number Unsubstantiated:	3
Number Active CPS Investigations:	-2



DHS, DFCS, Office of Provider Management

Performance-Based Placement Measures

RBWO Provider GA+SCORECARD - CPA



Report Quarter: Q1 FY2020

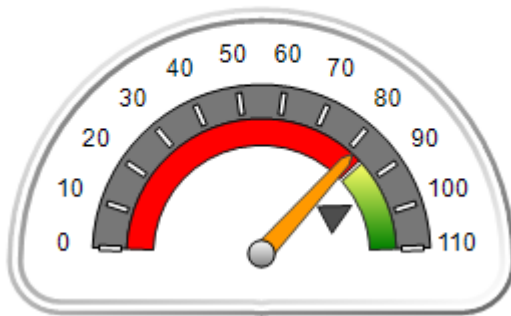
Provider/Program Name: Normal Life of Georgia, Inc. - Valdosta (5249) - CPA

2210A N. Patterson St., Valdosta, GA 31602	Quarterly Scores (Grades)		Current Quarter Score (Grade)
Phone: 229-244-5263	Q1: 81.47 (B-)	Q2: N/A	81.47% (B-)
Vendor ID# 113391	Q3: N/A	Q4: N/A	
# New Foster Homes During Quarter: 0	# Children in Care During Quarter: 16	# Placements During Quarter: 16	# Children in Care On Last Day: 14

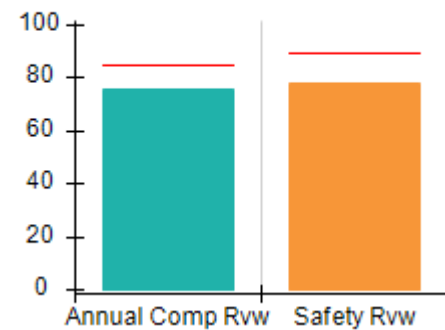
Quarterly Provider Comparisons to All CPAs

▼ — indicates average for all CPAs

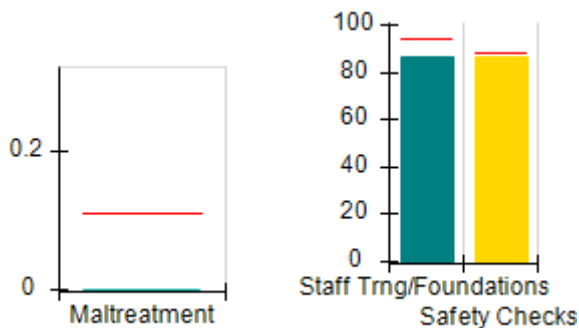
Overall Score (%)



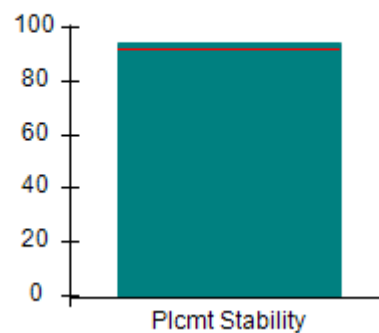
OPM Monitoring Reviews (%)



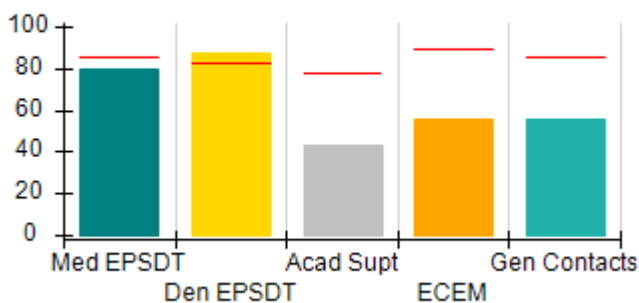
Safety Outcomes (%)



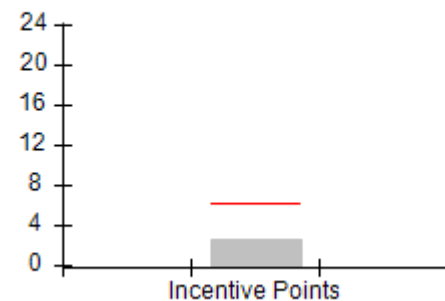
Permanency Outcomes (%)



Well-Being Outcomes (%)



Incentives Earned (Points)





DHS, DFCS, Office of Provider Management
Performance-Based Placement Measures
RBWO Provider GA+SCORECARD - CPA



Report Quarter: Q1 FY2020

Provider/Program Name: Normal Life of Georgia, Inc. - Valdosta (5249) - CPA

2210A N. Patterson St., Valdosta, GA 31602	Quarterly Scores (Grades)		Current Quarter Score (Grade)
Phone: 229-244-5263	Q1: 81.47 (B-)	Q2: N/A	81.47% (B-)
Vendor ID# 113391	Q3: N/A	Q4: N/A	

# New Foster Homes During Quarter: 0	# Children in Care During Quarter: 16	# Placements During Quarter: 16	# Children in Care On Last Day: 14
--------------------------------------	---------------------------------------	---------------------------------	------------------------------------

	Avg Performance All CPAs (%)	Provider Performance (%)*	Possible Points (Weight)	Provider Points Earned
--	------------------------------	---------------------------	--------------------------	------------------------

OPM Monitoring Reviews

Annual Comprehensive Reviews	84%	75%	25	18.82
Safety Reviews	89%	78%	15	11.63
Monitoring Sub-Total			40	30.44

CPA Safety Outcomes

Incidence of Maltreatment	0.11%	No Substantiated Reports	10	10.00
Staff Training	94%	86%	5	4.30
Staff Safety Checks	88%	86%	5	4.30
Safety Sub-Total			20	18.60

CPA Permanency Outcomes

Placement Stability	92%	94%	15	14.10
Permanency Sub-Total			15	14.10

CPA Well-Being Outcomes

EPSDT Medical Visits	85%	80%	4	3.20
EPSDT Dental Visits	83%	87%	4	3.48
Academic Supports	78%	43%	3	1.29
Provider ECEM Visits	89%	56%	7	3.92
Provider General Contacts	85%	56%	7	3.92
Placements with Siblings	68%	55%	Not Scored	Not Scored
Placements within Legal County	14%	0%	Not Scored	Not Scored
Well-Being Sub-Total			25	15.81

*Performance calculation descriptions can be found in the FY 2019 RBWO PBP Measurements and Standards Guide.

Monitoring & Outcomes: Possible Points = 100	Points Earned: 78.95
Score Before Incentives Credit	78.95%
Incentives Awarded	2.52 pts
PBP Verification	N/A pts
Total Score	81.47%



DHS, DFCS, Office of Provider Management
Performance-Based Placement Measures
RBWO Provider GA+SCORECARD - CPA
Report Quarter: Q1 FY2020



Provider/Program Name: Normal Life of Georgia, Inc. - Valdosta (5249) - CPA

# New Foster Homes During Quarter: 0		# Children in Care During Quarter: 16	# Placements During Quarter: 16	# Children in Care On Last Day: 14
CPA Incentive Credits	Avg Performance All CPAs (%)	Provider Performance (%)*	Possible Points (Weight)	Provider Points Earned
Early EPSDT Medical Visits		50%	2	1.00
Early EPSDT Dental Visits		71%	2	1.42
Permanency Contacts		0%	5	0.00
Additional Academic Supports		5%	2	0.10
HS Grad/GED/Prof or Trade Certificate/College		N/A	10/5/5/1	
EYSS Agreement		Not Eligible	5	
Community Connections		0%	4	0.00
Foster Hm Retention Rate (threshold = 90)		50%	2	0.00
Foster Hm Recruitment (threshold = 100)		0%	2	0.00
Active Agency Accreditation		0%	4	0.00
Staff Clinical Licensure		0%	5	0.00
Incentives Total	6.21			2.52
Maximum total combined incentive credit allowed is 10 points.			Incentives Awarded	2.52
*Performance calculation descriptions can be found in the FY 2019 RBWO PBP Measurements and Standards Guide.				

Child Protective Services Investigations and Dispositions

The following investigations data, which is not used for scoring but is considered significant to a provider's performance, is from Georgia SHINES and is not considered final or complete until the end of the fiscal year.

Total Reports:	0	
Number Screened In:	0	
Number Screened Out:	0	
Number Substantiated:	0	
Number Unsubstantiated:	0	
Number Active CPS Investigations:	0	



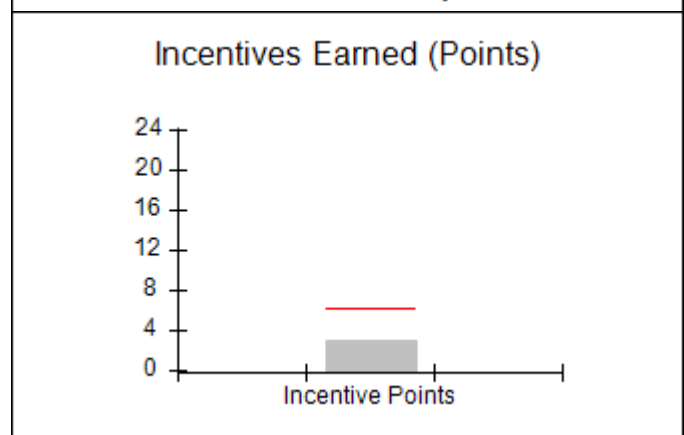
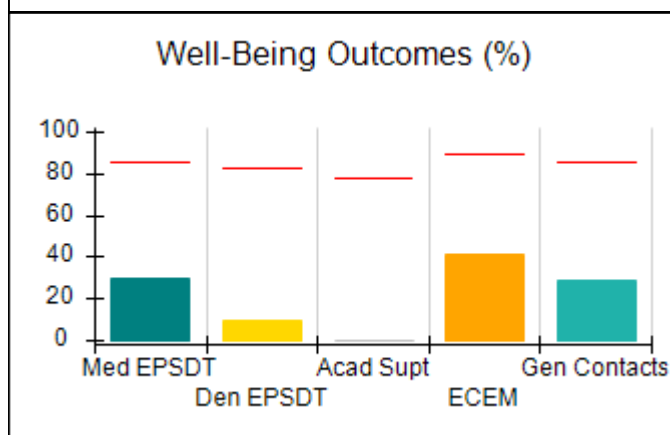
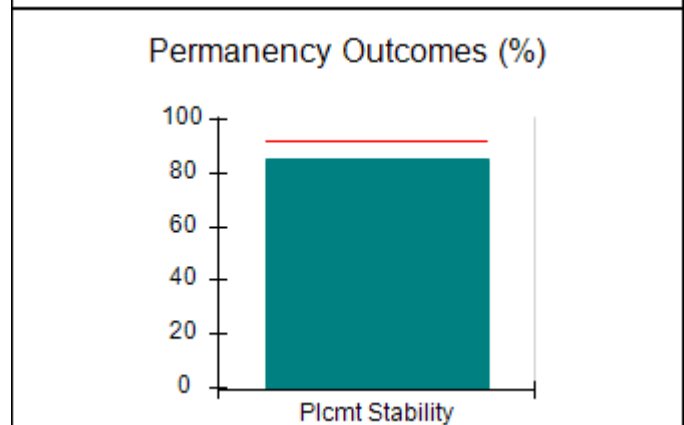
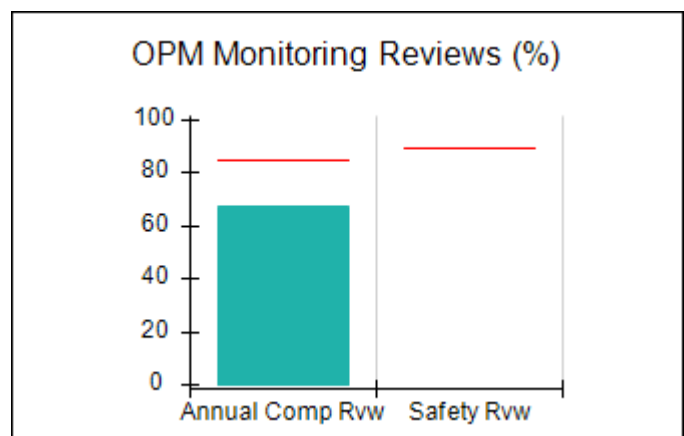
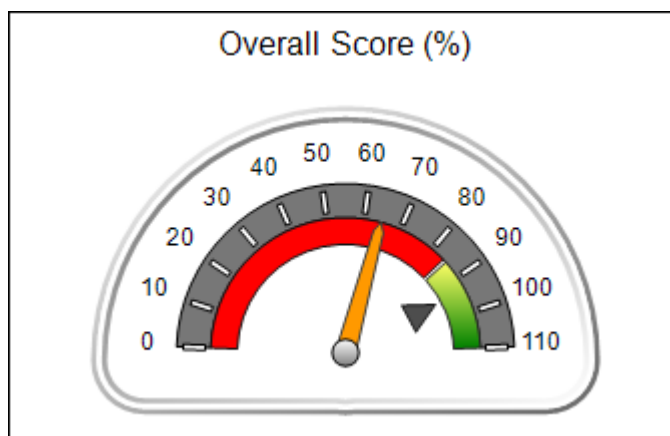
DHS, DFCS, Office of Provider Management
Performance-Based Placement Measures
RBWO Provider GA+SCORECARD - CPA



Report Quarter: Q1 FY2020

Provider/Program Name: Normal Life of Georgia, Inc. - Watkinsville (5250) - CPA			
1551 Jennings Mill Road, Watkinsville, GA 30677	Quarterly Scores (Grades)		Current Quarter Score (Grade)
Phone: 706-549-0349	Q1: 64.54 (D)	Q2: N/A	64.54% (D)
Vendor ID# 95348	Q3: N/A	Q4: N/A	
# New Foster Homes During Quarter: 0	# Children in Care During Quarter: 13	# Placements During Quarter: 13	# Children in Care On Last Day: 9
Quarterly Provider Comparisons to All CPAs			

▼ — indicates average for all CPAs





DHS, DFCS, Office of Provider Management
Performance-Based Placement Measures
RBWO Provider GA+SCORECARD - CPA
Report Quarter: Q1 FY2020



Provider/Program Name: Normal Life of Georgia, Inc. - Watkinsville (5250) - CPA

1551 Jennings Mill Road, Watkinsville, GA 30677	Quarterly Scores (Grades)		Current Quarter Score (Grade)
Phone: 706-549-0349	Q1: 64.54 (D)	Q2: N/A	64.54% (D)
Vendor ID# 95348	Q3: N/A	Q4: N/A	

# New Foster Homes During Quarter: 0	# Children in Care During Quarter: 13	# Placements During Quarter: 13	# Children in Care On Last Day: 9
--------------------------------------	---------------------------------------	---------------------------------	-----------------------------------

	Avg Performance All CPAs (%)	Provider Performance (%)*	Possible Points (Weight)	Provider Points Earned
--	------------------------------	---------------------------	--------------------------	------------------------

OPM Monitoring Reviews

Annual Comprehensive Reviews	84%	67%	25	16.75
Safety Reviews	89%	Not Yet Conducted		
Monitoring Sub-Total			25	16.75

CPA Safety Outcomes

Incidence of Maltreatment	0.11%	No Substantiated Reports	10	10.00
Staff Training	94%	71%	5	3.55
Staff Safety Checks	88%	57%	5	2.85
Safety Sub-Total			20	16.40

CPA Permanency Outcomes

Placement Stability	92%	85%	15	12.75
Permanency Sub-Total			15	12.75

CPA Well-Being Outcomes

EPSDT Medical Visits	85%	30%	4	1.20
EPSDT Dental Visits	83%	10%	4	0.40
Academic Supports	78%	0%	3	0.00
Provider ECEM Visits	89%	41%	7	2.87
Provider General Contacts	85%	29%	7	2.03
Placements with Siblings	68%	Not Eligible	Not Scored	Not Scored
Placements within Legal County	14%	0%	Not Scored	Not Scored
Well-Being Sub-Total			25	6.50

*Performance calculation descriptions can be found in the FY 2019 RBWO PBP Measurements and Standards Guide.

Monitoring & Outcomes: Possible Points = 85	Points Earned: 52.40
Score Before Incentives Credit	61.64%
Incentives Awarded	2.90 pts
PBP Verification	N/A pts
Total Score	64.54%



DHS, DFCS, Office of Provider Management
Performance-Based Placement Measures
RBWO Provider GA+SCORECARD - CPA
Report Quarter: Q1 FY2020



Provider/Program Name: Normal Life of Georgia, Inc. - Watkinsville (5250) - CPA

# New Foster Homes During Quarter: 0		# Children in Care During Quarter: 13	# Placements During Quarter: 13	# Children in Care On Last Day: 9
CPA Incentive Credits	Avg Performance All CPAs (%)	Provider Performance (%)*	Possible Points (Weight)	Provider Points Earned
Early EPSDT Medical Visits		0%	2	0.00
Early EPSDT Dental Visits		20%	2	0.40
Permanency Contacts		0%	5	0.00
Additional Academic Supports		0%	2	0.00
HS Grad/GED/Prof or Trade Certificate/College		N/A	10/5/5/1	
EYSS Agreement		Not Eligible	5	
Community Connections		0%	4	0.00
Foster Hm Retention Rate (threshold = 90)		Not Eligible	2	0.00
Foster Hm Recruitment (threshold = 100)		0%	2	0.00
Active Agency Accreditation		50%	4	2.00
Staff Clinical Licensure		10%	5	0.50
Incentives Total	6.21			2.90
Maximum total combined incentive credit allowed is 10 points.			Incentives Awarded	2.90

*Performance calculation descriptions can be found in the FY 2019 RBWO PBP Measurements and Standards Guide.

Child Protective Services Investigations and Dispositions

The following investigations data, which is not used for scoring but is considered significant to a provider's performance, is from Georgia SHINES and is not considered final or complete until the end of the fiscal year.

Total Reports:	0
Number Screened In:	0
Number Screened Out:	0
Number Substantiated:	0
Number Unsubstantiated:	0
Number Active CPS Investigations:	0



DHS, DFCS, Office of Provider Management
Performance-Based Placement Measures
RBWO Provider GA+SCORECARD - CPA



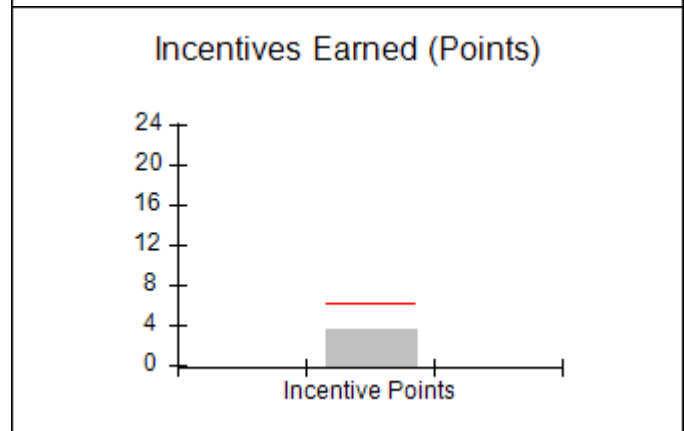
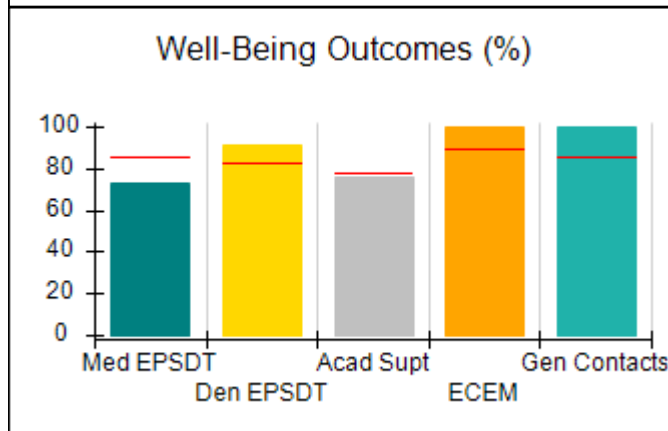
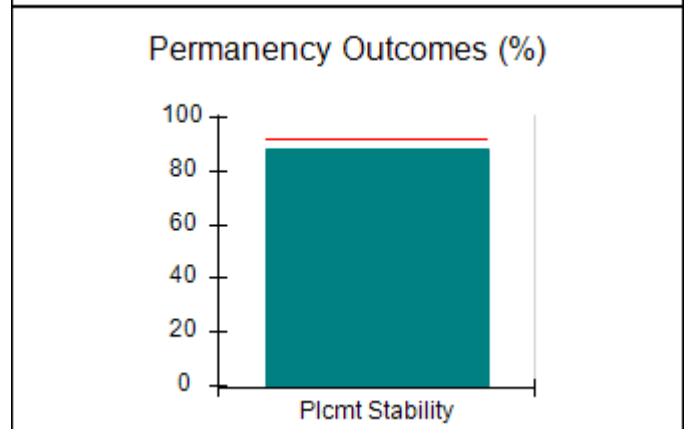
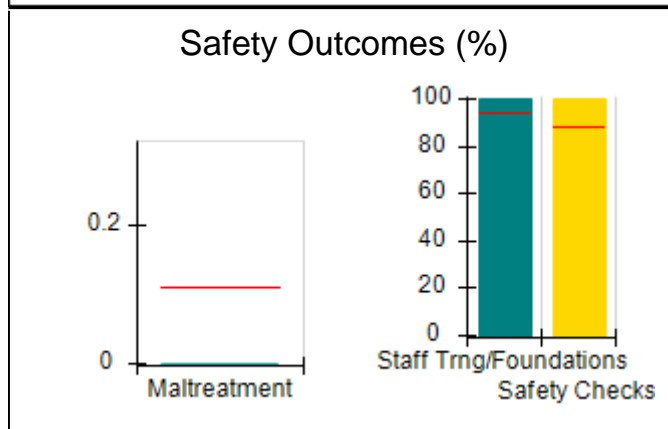
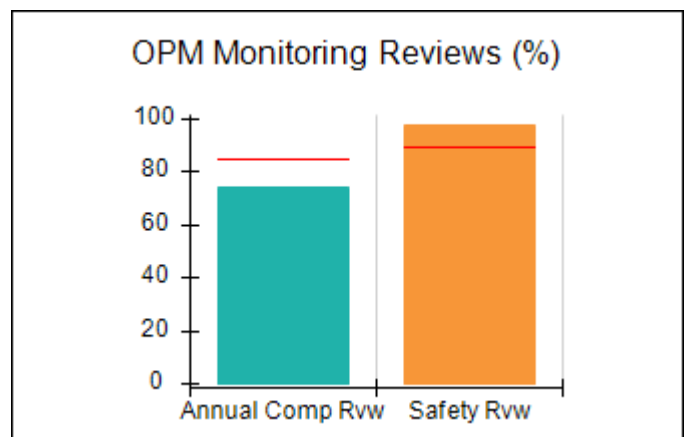
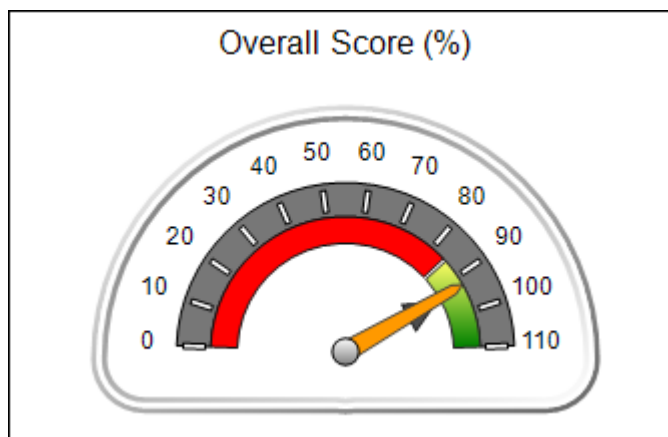
Report Quarter: Q1 FY2020

Provider/Program Name: On The Path - (5209) - CPA

108 Byrd Way, Warner Robins, GA 31088	Quarterly Scores (Grades)		Current Quarter Score (Grade)
Phone: 478-953-0330	Q1: 92.64 (A-)	Q2: N/A	92.64% (A-)
Vendor ID# 133540	Q3: N/A	Q4: N/A	
# New Foster Homes During Quarter: 4	# Children in Care During Quarter: 16	# Placements During Quarter: 16	# Children in Care On Last Day: 10

Quarterly Provider Comparisons to All CPAs

▼ — indicates average for all CPAs





DHS, DFCS, Office of Provider Management
Performance-Based Placement Measures
RBWO Provider GA+SCORECARD - CPA
Report Quarter: Q1 FY2020



Provider/Program Name: On The Path - (5209) - CPA				
108 Byrd Way, Warner Robins, GA 31088		Quarterly Scores (Grades)		Current Quarter Score (Grade)
Phone: 478-953-0330		Q1: 92.64 (A-)	Q2: N/A	92.64% (A-)
Vendor ID# 133540		Q3: N/A	Q4: N/A	
# New Foster Homes During Quarter: 4		# Children in Care During Quarter: 16	# Placements During Quarter: 16	# Children in Care On Last Day: 10
	Avg Performance All CPAs (%)	Provider Performance (%)*	Possible Points (Weight)	Provider Points Earned
OPM Monitoring Reviews				
Annual Comprehensive Reviews	84%	74%	25	18.48
Safety Reviews	89%	98%	15	14.63
Monitoring Sub-Total			40	33.10
CPA Safety Outcomes				
Incidence of Maltreatment	0.11%	No Substantiated Reports	10	10.00
Staff Training	94%	100%	5	5.00
Staff Safety Checks	88%	100%	5	5.00
Safety Sub-Total			20	20.00
CPA Permanency Outcomes				
Placement Stability	92%	88%	15	13.20
Permanency Sub-Total			15	13.20
CPA Well-Being Outcomes				
EPSDT Medical Visits	85%	73%	4	2.92
EPSDT Dental Visits	83%	91%	4	3.64
Academic Supports	78%	76%	3	2.28
Provider ECEM Visits	89%	100%	7	7.00
Provider General Contacts	85%	100%	7	7.00
Placements with Siblings	68%	100%	Not Scored	Not Scored
Placements within Legal County	14%	0%	Not Scored	Not Scored
Well-Being Sub-Total			25	22.84
*Performance calculation descriptions can be found in the FY 2019 RBWO PBP Measurements and Standards Guide.				
Monitoring & Outcomes: Possible Points = 100			Points Earned: 89.14	
Score Before Incentives Credit			89.14%	
Incentives Awarded			3.50 pts	
PBP Verification			N/A pts	
Total Score			92.64%	



DHS, DFCS, Office of Provider Management
Performance-Based Placement Measures
RBWO Provider GA+SCORECARD - CPA
Report Quarter: Q1 FY2020



Provider/Program Name: On The Path - (5209) - CPA

# New Foster Homes During Quarter: 4		# Children in Care During Quarter: 16	# Placements During Quarter: 16	# Children in Care On Last Day: 10
CPA Incentive Credits	Avg Performance All CPAs (%)	Provider Performance (%)*	Possible Points (Weight)	Provider Points Earned
Early EPSDT Medical Visits		25%	2	0.50
Early EPSDT Dental Visits		50%	2	1.00
Permanency Contacts		0%	5	0.00
Additional Academic Supports		0%	2	0.00
HS Grad/GED/Prof or Trade Certificate/College		N/A	10/5/5/1	
EYSS Agreement		Not Eligible	5	
Community Connections		0%	4	0.00
Foster Hm Retention Rate (threshold = 90)		86%	2	0.00
Foster Hm Recruitment (threshold = 100)		500%	2	2.00
Active Agency Accreditation		0%	4	0.00
Staff Clinical Licensure		0%	5	0.00
Incentives Total	6.21			3.50
Maximum total combined incentive credit allowed is 10 points.			Incentives Awarded	3.50

*Performance calculation descriptions can be found in the FY 2019 RBWO PBP Measurements and Standards Guide.

Child Protective Services Investigations and Dispositions

The following investigations data, which is not used for scoring but is considered significant to a provider's performance, is from Georgia SHINES and is not considered final or complete until the end of the fiscal year.

Total Reports:	0	
Number Screened In:	0	
Number Screened Out:	0	
Number Substantiated:	0	
Number Unsubstantiated:	0	
Number Active CPS Investigations:	0	



DHS, DFCS, Office of Provider Management

Performance-Based Placement Measures


RBWO Provider GA+SCORECARD - CPA

Report Quarter: Q1 FY2020

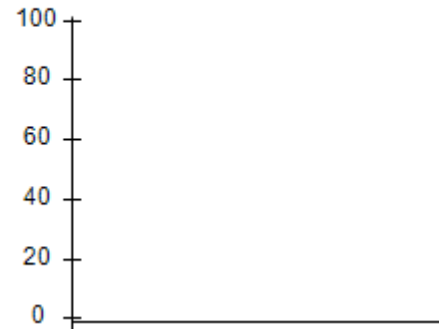


▼ — indicates average for all CPAs

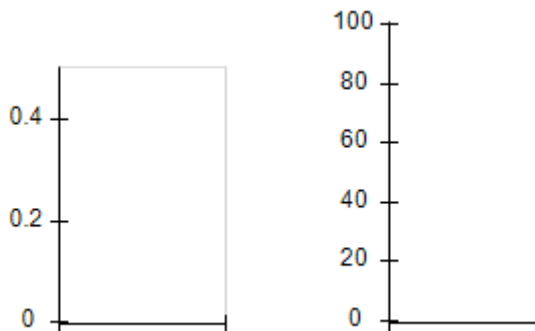
Overall Score (%)



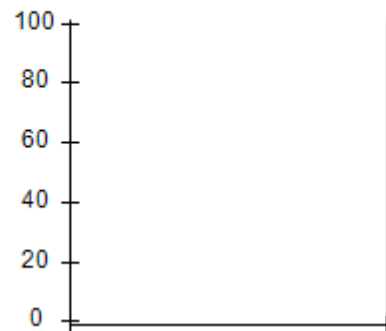
OPM Monitoring Reviews (%)



Safety Outcomes (%)



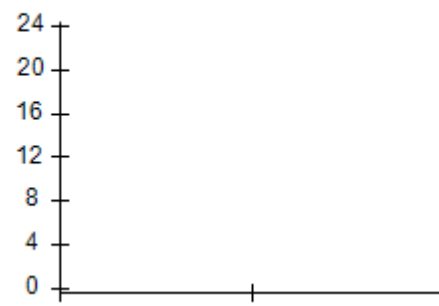
Permanency Outcomes (%)



Well-Being Outcomes (%)



Incentives Earned (Points)





DHS, DFCS, Office of Provider Management
Performance-Based Placement Measures
RBWO Provider GA+SCORECARD - CPA
Report Quarter: Q1 FY2020



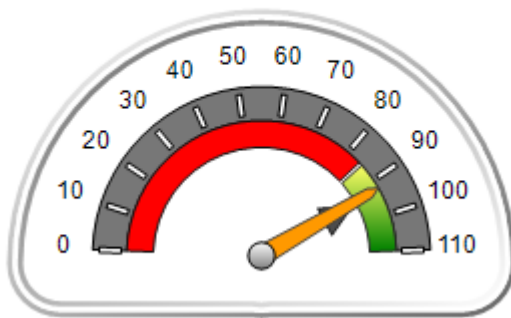
Provider/Program Name: Raintree Village - (5386) - CPA

3757 Johnston Rd., Valdosta, GA 31601	Quarterly Scores (Grades)		Current Quarter Score (Grade)
Phone: 229-559-5944	Q1: 92.50 (A-)	Q2: N/A	92.50% (A-)
Vendor ID# 162317	Q3: N/A	Q4: N/A	
# New Foster Homes During Quarter: 1	# Children in Care During Quarter: 0	# Placements During Quarter: 0	# Children in Care On Last Day: 0

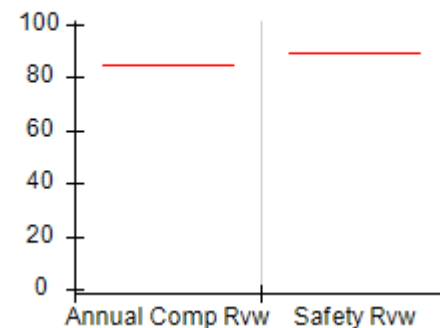
Quarterly Provider Comparisons to All CPAs

— indicates average for all CPAs

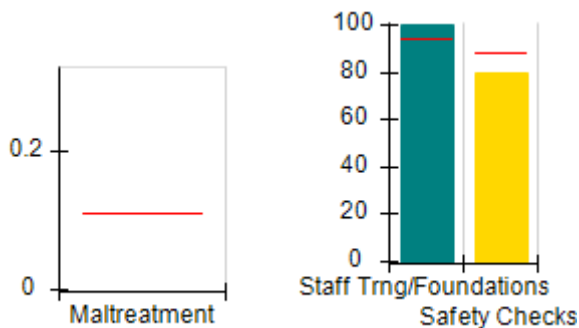
Overall Score (%)



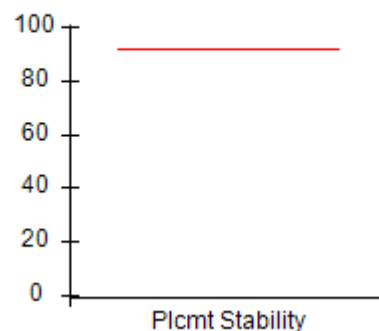
OPM Monitoring Reviews (%)



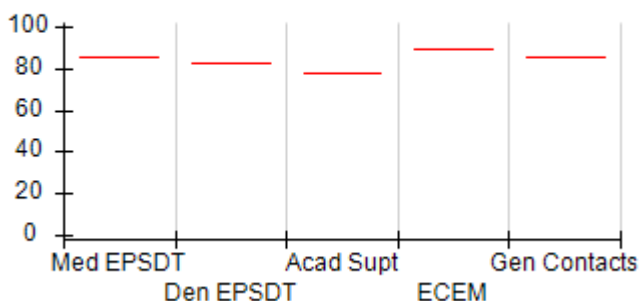
Safety Outcomes (%)



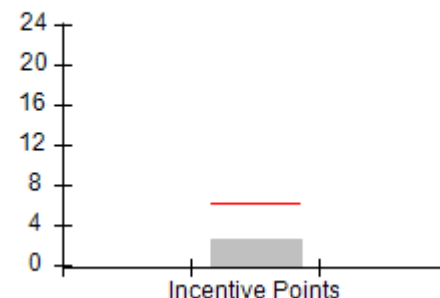
Permanency Outcomes (%)



Well-Being Outcomes (%)



Incentives Earned (Points)





DHS, DFCS, Office of Provider Management
Performance-Based Placement Measures
RBWO Provider GA+SCORECARD - CPA



Report Quarter: Q1 FY2020

Provider/Program Name: Raintree Village - (5386) - CPA				
3757 Johnston Rd., Valdosta, GA 31601	Quarterly Scores (Grades)		Current Quarter Score (Grade)	
Phone: 229-559-5944	Q1: 92.50 (A-)	Q2: N/A	92.50% (A-)	
Vendor ID# 162317	Q3: N/A	Q4: N/A		
# New Foster Homes During Quarter: 1	# Children in Care During Quarter: 0	# Placements During Quarter: 0	# Children in Care On Last Day: 0	
	Avg Performance All CPAs (%)	Provider Performance (%)*	Possible Points (Weight)	Provider Points Earned
OPM Monitoring Reviews				
Annual Comprehensive Reviews	84%	Not Yet Conducted		
Safety Reviews	89%	Not Yet Conducted		
Monitoring Sub-Total				0.00
CPA Safety Outcomes				
Incidence of Maltreatment	0.11%	Not Eligible		
Staff Training	94%	100%	10	10.00
Staff Safety Checks	88%	80%	10	8.00
Safety Sub-Total			20	18.00
CPA Permanency Outcomes				
Placement Stability	92%	Not Eligible		
Permanency Sub-Total			N/A	
CPA Well-Being Outcomes				
EPSDT Medical Visits	85%	Not Eligible		
EPSDT Dental Visits	83%	Not Eligible		
Academic Supports	78%	Not Eligible		
Provider ECEM Visits	89%	Not Eligible		
Provider General Contacts	85%	Not Eligible		
Placements with Siblings	68%	Not Eligible	Not Scored	Not Scored
Placements within Legal County	14%	Not Eligible	Not Scored	Not Scored
Well-Being Sub-Total			N/A	

*Performance calculation descriptions can be found in the FY 2019 RBWO PBP Measurements and Standards Guide.

Monitoring & Outcomes: Possible Points = 20	Points Earned: 18.00
Score Before Incentives Credit	90.00%
Incentives Awarded	2.50 pts
PBP Verification	N/A pts
Total Score	92.50%



DHS, DFCS, Office of Provider Management
Performance-Based Placement Measures
RBWO Provider GA+SCORECARD - CPA
Report Quarter: Q1 FY2020



Provider/Program Name: Raintree Village - (5386) - CPA

# New Foster Homes During Quarter: 1		# Children in Care During Quarter: 0	# Placements During Quarter: 0	# Children in Care On Last Day: 0
CPA Incentive Credits	Avg Performance All CPAs (%)	Provider Performance (%)*	Possible Points (Weight)	Provider Points Earned
Early EPSDT Medical Visits		Not Eligible	2	
Early EPSDT Dental Visits		Not Eligible	2	
Permanency Contacts		None Planned	5	
Additional Academic Supports		Not Eligible	2	
HS Grad/GED/Prof or Trade Certificate/College		N/A	10/5/5/1	
EYSS Agreement		Not Eligible	5	
Community Connections		Not Eligible	4	
Foster Hm Retention Rate (threshold = 90)		Not Eligible	2	0.00
Foster Hm Recruitment (threshold = 100)		100%	2	2.00
Active Agency Accreditation		0%	4	0.00
Staff Clinical Licensure		10%	5	0.50
Incentives Total	6.21			2.50
Maximum total combined incentive credit allowed is 10 points.			Incentives Awarded	2.50

*Performance calculation descriptions can be found in the FY 2019 RBWO PBP Measurements and Standards Guide.

Child Protective Services Investigations and Dispositions

The following investigations data, which is not used for scoring but is considered significant to a provider's performance, is from Georgia SHINES and is not considered final or complete until the end of the fiscal year.

Total Reports:	0	
Number Screened In:	0	
Number Screened Out:	0	
Number Substantiated:	0	
Number Unsubstantiated:	0	
Number Active CPS Investigations:	0	



DHS, DFCS, Office of Provider Management

Performance-Based Placement Measures

RBWO Provider GA+SCORECARD - CPA



Report Quarter: Q1 FY2020

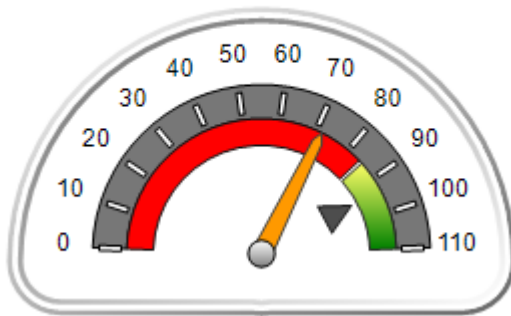
Provider/Program Name: Ray of Hope Foster Care, Inc. - (5189) - CPA

4405 Mall Blvd, Union City, GA 30291	Quarterly Scores (Grades)		Current Quarter Score (Grade)
Phone: 770-306-5144	Q1: 71.63 (C-)	Q2: N/A	71.63% (C-)
Vendor ID# 125385	Q3: N/A	Q4: N/A	
# New Foster Homes During Quarter: 0	# Children in Care During Quarter: 15	# Placements During Quarter: 15	# Children in Care On Last Day: 10

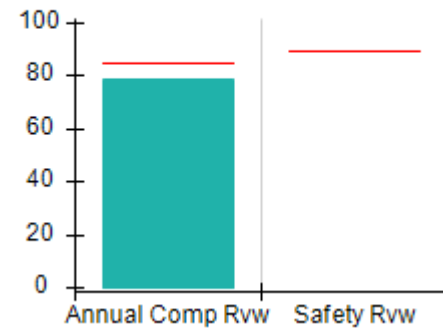
Quarterly Provider Comparisons to All CPAs

▼ — indicates average for all CPAs

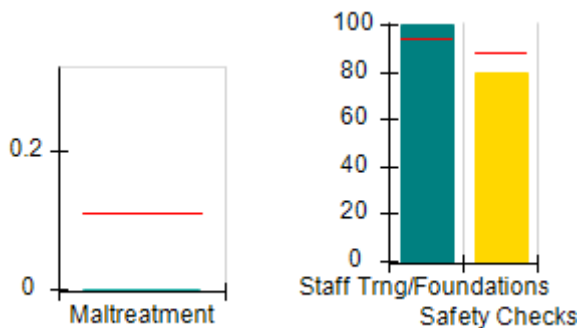
Overall Score (%)



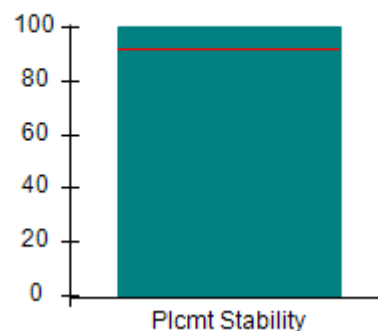
OPM Monitoring Reviews (%)



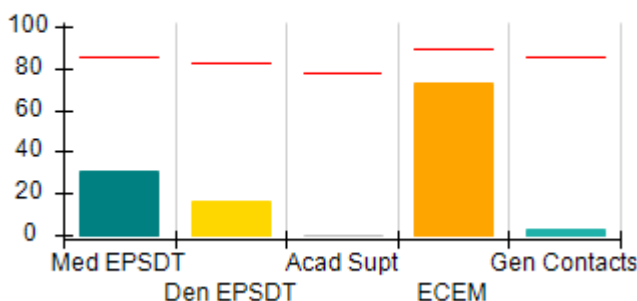
Safety Outcomes (%)




Permanency Outcomes (%)



Well-Being Outcomes (%)



Incentives Earned (Points)





DHS, DFCS, Office of Provider Management
Performance-Based Placement Measures
RBWO Provider GA+SCORECARD - CPA



Report Quarter: Q1 FY2020

Provider/Program Name: Ray of Hope Foster Care, Inc. - (5189) - CPA				
4405 Mall Blvd, Union City, GA 30291	Quarterly Scores (Grades)			Current Quarter Score (Grade)
Phone: 770-306-5144	Q1: 71.63 (C-)	Q2: N/A	71.63% (C-)	
Vendor ID# 125385	Q3: N/A	Q4: N/A		
# New Foster Homes During Quarter: 0	# Children in Care During Quarter: 15	# Placements During Quarter: 15	# Children in Care On Last Day: 10	
	Avg Performance All CPAs (%)	Provider Performance (%)*	Possible Points (Weight)	Provider Points Earned
OPM Monitoring Reviews				
Annual Comprehensive Reviews	84%	79%	25	19.65
Safety Reviews	89%	Not Yet Conducted		
Monitoring Sub-Total			25	19.65
CPA Safety Outcomes				
Incidence of Maltreatment	0.11%	No Substantiated Reports	10	10.00
Staff Training	94%	100%	5	5.00
Staff Safety Checks	88%	80%	5	4.00
Safety Sub-Total			20	19.00
CPA Permanency Outcomes				
Placement Stability	92%	100%	15	15.00
Permanency Sub-Total			15	15.00
CPA Well-Being Outcomes				
EPSDT Medical Visits	85%	31%	4	1.24
EPSDT Dental Visits	83%	17%	4	0.68
Academic Supports	78%	0%	3	0.00
Provider ECEM Visits	89%	73%	7	5.11
Provider General Contacts	85%	3%	7	0.21
Placements with Siblings	68%	83%	Not Scored	Not Scored
Placements within Legal County	14%	25%	Not Scored	Not Scored
Well-Being Sub-Total			25	7.24

*Performance calculation descriptions can be found in the FY 2019 RBWO PBP Measurements and Standards Guide.

Monitoring & Outcomes: Possible Points = 85	Points Earned: 60.89
Score Before Incentives Credit	71.63%
Incentives Awarded	0.00 pts
PBP Verification	N/A pts
Total Score	71.63%



DHS, DFCS, Office of Provider Management
Performance-Based Placement Measures
RBWO Provider GA+SCORECARD - CPA
Report Quarter: Q1 FY2020



Provider/Program Name: Ray of Hope Foster Care, Inc. - (5189) - CPA

# New Foster Homes During Quarter: 0		# Children in Care During Quarter: 15	# Placements During Quarter: 15	# Children in Care On Last Day: 10
CPA Incentive Credits	Avg Performance All CPAs (%)	Provider Performance (%)*	Possible Points (Weight)	Provider Points Earned
Early EPSDT Medical Visits		0%	2	0.00
Early EPSDT Dental Visits		0%	2	0.00
Permanency Contacts		0%	5	0.00
Additional Academic Supports		0%	2	0.00
HS Grad/GED/Prof or Trade Certificate/College		N/A	10/5/5/1	
EYSS Agreement		Not Eligible	5	
Community Connections		0%	4	0.00
Foster Hm Retention Rate (threshold = 90)		86%	2	0.00
Foster Hm Recruitment (threshold = 100)		0%	2	0.00
Active Agency Accreditation		0%	4	0.00
Staff Clinical Licensure		0%	5	0.00
Incentives Total	6.21			0.00
Maximum total combined incentive credit allowed is 10 points.			Incentives Awarded	0.00
*Performance calculation descriptions can be found in the FY 2019 RBWO PBP Measurements and Standards Guide.				

Child Protective Services Investigations and Dispositions

The following investigations data, which is not used for scoring but is considered significant to a provider's performance, is from Georgia SHINES and is not considered final or complete until the end of the fiscal year.

Total Reports:	0	
Number Screened In:	0	
Number Screened Out:	0	
Number Substantiated:	0	
Number Unsubstantiated:	0	
Number Active CPS Investigations:	0	



DHS, DFCS, Office of Provider Management
Performance-Based Placement Measures
RBWO Provider GA+SCORECARD - CPA



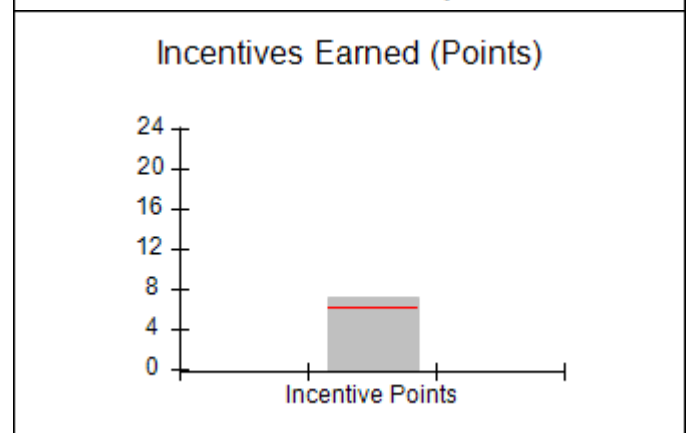
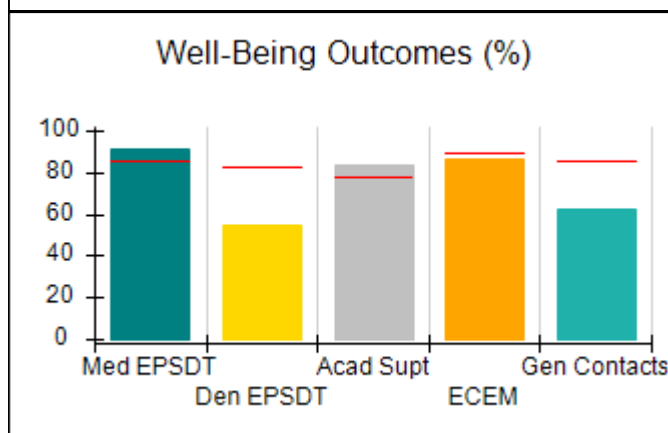
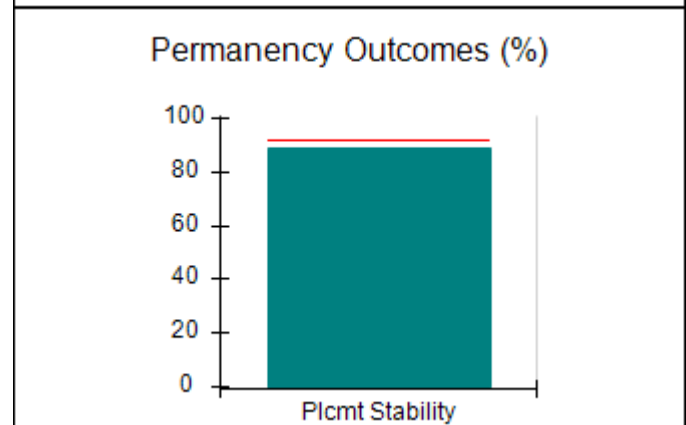
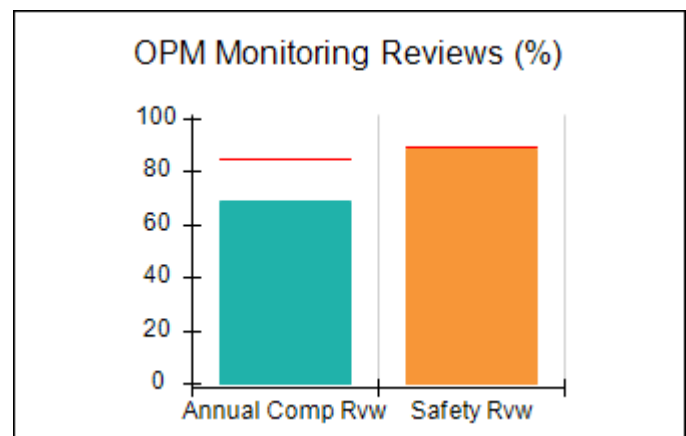
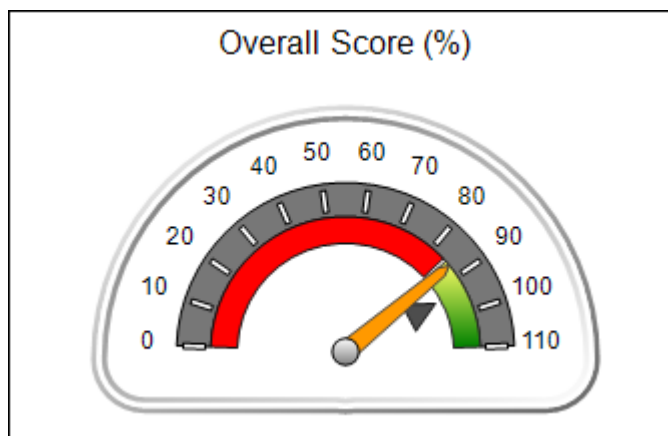
Report Quarter: Q1 FY2020

Provider/Program Name: Rose Garden Community Development - dba We Are Precious (5272) - CPA

5536 Old National Hwy, College Park, GA 30349	Quarterly Scores (Grades)		Current Quarter Score (Grade)
Phone: 404-925-4706	Q1: 86.45 (B)	Q2: N/A	86.45% (B)
Vendor ID# 153030	Q3: N/A	Q4: N/A	
# New Foster Homes During Quarter: 2	# Children in Care During Quarter: 27	# Placements During Quarter: 30	# Children in Care On Last Day: 21

Quarterly Provider Comparisons to All CPAs

▼ — indicates average for all CPAs





DHS, DFCS, Office of Provider Management
Performance-Based Placement Measures
RBWO Provider GA+SCORECARD - CPA



Report Quarter: Q1 FY2020

Provider/Program Name: Rose Garden Community Development - dba We Are Precious (5272) - CPA				
5536 Old National Hwy, College Park, GA 30349		Quarterly Scores (Grades)		Current Quarter Score (Grade)
Phone: 404-925-4706		Q1: 86.45 (B)	Q2: N/A	86.45% (B)
Vendor ID# 153030		Q3: N/A	Q4: N/A	
# New Foster Homes During Quarter: 2		# Children in Care During Quarter: 27	# Placements During Quarter: 30	# Children in Care On Last Day: 21
	Avg Performance All CPAs (%)	Provider Performance (%)*	Possible Points (Weight)	Provider Points Earned
OPM Monitoring Reviews				
Annual Comprehensive Reviews	84%	69%	25	17.26
Safety Reviews	89%	88%	15	13.25
Monitoring Sub-Total			40	30.50
CPA Safety Outcomes				
Incidence of Maltreatment	0.11%	No Substantiated Reports	10	10.00
Staff Training	94%	33%	5	1.65
Staff Safety Checks	88%	100%	5	5.00
Safety Sub-Total			20	16.65
CPA Permanency Outcomes				
Placement Stability	92%	89%	15	13.35
Permanency Sub-Total			15	13.35
CPA Well-Being Outcomes				
EPSDT Medical Visits	85%	91%	4	3.64
EPSDT Dental Visits	83%	55%	4	2.20
Academic Supports	78%	83%	3	2.49
Provider ECEM Visits	89%	86%	7	6.02
Provider General Contacts	85%	62%	7	4.34
Placements with Siblings	68%	84%	Not Scored	Not Scored
Placements within Legal County	14%	0%	Not Scored	Not Scored
Well-Being Sub-Total			25	18.69
*Performance calculation descriptions can be found in the FY 2019 RBWO PBP Measurements and Standards Guide.				
Monitoring & Outcomes: Possible Points = 100			Points Earned: 79.19	
Score Before Incentives Credit			79.19%	
Incentives Awarded			7.26 pts	
PBP Verification			N/A pts	
Total Score			86.45%	



DHS, DFCS, Office of Provider Management
Performance-Based Placement Measures
RBWO Provider GA+SCORECARD - CPA



Report Quarter: Q1 FY2020

Provider/Program Name: Rose Garden Community Development - dba We Are Precious (5272) - CPA

# New Foster Homes During Quarter: 2		# Children in Care During Quarter: 27	# Placements During Quarter: 30	# Children in Care On Last Day: 21
CPA Incentive Credits	Avg Performance All CPAs (%)	Provider Performance (%)*	Possible Points (Weight)	Provider Points Earned
Early EPSDT Medical Visits		100%	2	2.00
Early EPSDT Dental Visits		38%	2	0.76
Permanency Contacts		None Planned	5	
Additional Academic Supports		0%	2	0.00
HS Grad/GED/Prof or Trade Certificate/College		N/A	10/5/5/1	
EYSS Agreement		Not Eligible	5	
Community Connections		0%	4	0.00
Foster Hm Retention Rate (threshold = 90)		100%	2	2.00
Foster Hm Recruitment (threshold = 100)		300%	2	2.00
Active Agency Accreditation		0%	4	0.00
Staff Clinical Licensure		10%	5	0.50
Incentives Total	6.21			7.26
Maximum total combined incentive credit allowed is 10 points.			Incentives Awarded	7.26

*Performance calculation descriptions can be found in the FY 2019 RBWO PBP Measurements and Standards Guide.

Child Protective Services Investigations and Dispositions

The following investigations data, which is not used for scoring but is considered significant to a provider's performance, is from Georgia SHINES and is not considered final or complete until the end of the fiscal year.

Total Reports:	0
Number Screened In:	0
Number Screened Out:	0
Number Substantiated:	0
Number Unsubstantiated:	0
Number Active CPS Investigations:	0



DHS, DFCS, Office of Provider Management
Performance-Based Placement Measures
RBWO Provider GA+SCORECARD - CPA



Report Quarter: Q1 FY2020

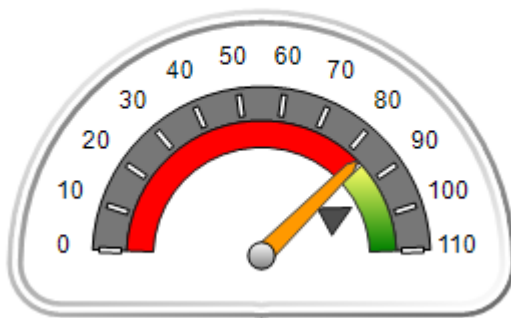
Provider/Program Name: Safe Haven Around the Clock Youth Service, Inc. - (5352) - CPA

2800 Northside Crossing, Macon, GA 31210	Quarterly Scores (Grades)		Current Quarter Score (Grade)
Phone: 478-201-0572	Q1: 83.32 (B-)	Q2: N/A	83.32% (B-)
Vendor ID# 159638	Q3: N/A	Q4: N/A	
# New Foster Homes During Quarter: 2	# Children in Care During Quarter: 32	# Placements During Quarter: 38	# Children in Care On Last Day: 25

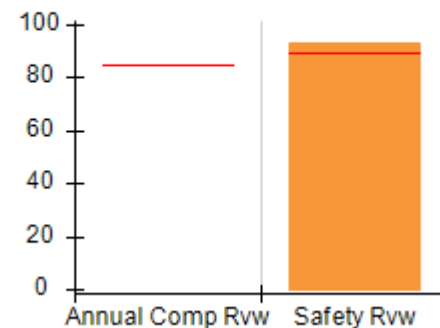
Quarterly Provider Comparisons to All CPAs

▼ — indicates average for all CPAs

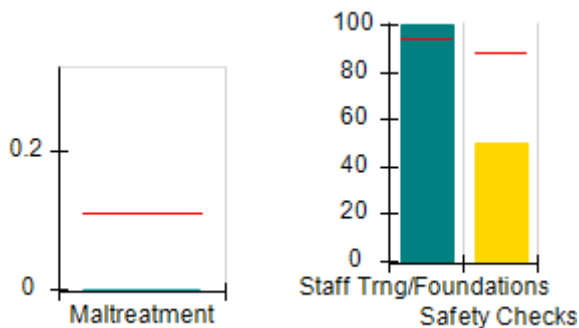
Overall Score (%)



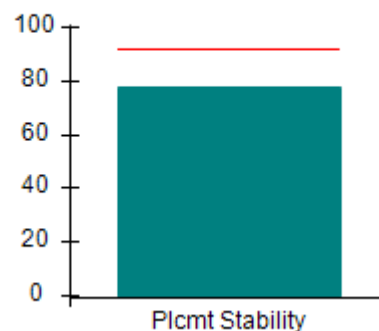
OPM Monitoring Reviews (%)



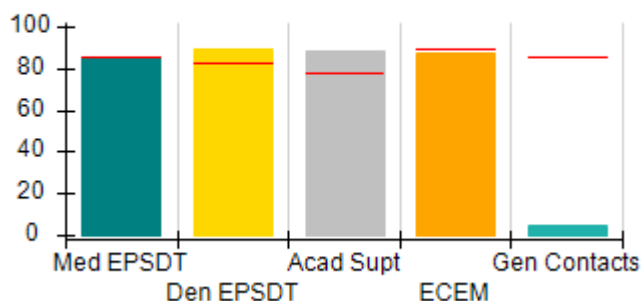
Safety Outcomes (%)



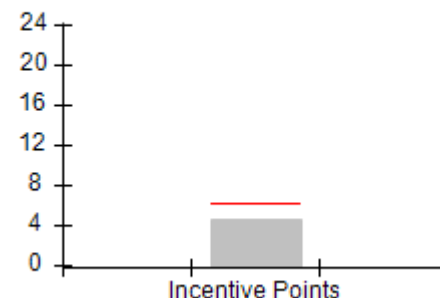
Permanency Outcomes (%)



Well-Being Outcomes (%)



Incentives Earned (Points)





DHS, DFCS, Office of Provider Management
Performance-Based Placement Measures
RBWO Provider GA+SCORECARD - CPA
Report Quarter: Q1 FY2020



Provider/Program Name: Safe Haven Around the Clock Youth Service, Inc. - (5352) - CPA

2800 Northside Crossing, Macon, GA 31210	Quarterly Scores (Grades)		Current Quarter Score (Grade)
Phone: 478-201-0572	Q1: 83.32 (B-)	Q2: N/A	83.32% (B-)
Vendor ID# 159638	Q3: N/A	Q4: N/A	

# New Foster Homes During Quarter: 2	# Children in Care During Quarter: 32	# Placements During Quarter: 38	# Children in Care On Last Day: 25
--------------------------------------	---------------------------------------	---------------------------------	------------------------------------

	Avg Performance All CPAs (%)	Provider Performance (%)*	Possible Points (Weight)	Provider Points Earned
--	-------------------------------------	----------------------------------	---------------------------------	-------------------------------

OPM Monitoring Reviews

Annual Comprehensive Reviews	84%	Not Yet Conducted		
Safety Reviews	89%	93%	15	13.88
Monitoring Sub-Total			15	13.88

CPA Safety Outcomes

Incidence of Maltreatment	0.11%	No Substantiated Reports	10	10.00
Staff Training	94%	100%	5	5.00
Staff Safety Checks	88%	50%	5	2.50
Safety Sub-Total			20	17.50

CPA Permanency Outcomes

Placement Stability	92%	78%	15	11.70
Permanency Sub-Total			15	11.70

CPA Well-Being Outcomes

EPSDT Medical Visits	85%	85%	4	3.40
EPSDT Dental Visits	83%	89%	4	3.56
Academic Supports	78%	88%	3	2.64
Provider ECEM Visits	89%	87%	7	6.09
Provider General Contacts	85%	5%	7	0.35
Placements with Siblings	68%	87%	Not Scored	Not Scored
Placements within Legal County	14%	0%	Not Scored	Not Scored
Well-Being Sub-Total			25	16.04

*Performance calculation descriptions can be found in the FY 2019 RBWO PBP Measurements and Standards Guide.

Monitoring & Outcomes: Possible Points = 75	Points Earned: 59.12
Score Before Incentives Credit	78.82%
Incentives Awarded	4.50 pts
PBP Verification	N/A pts
Total Score	83.32%



DHS, DFCS, Office of Provider Management
Performance-Based Placement Measures
RBWO Provider GA+SCORECARD - CPA
Report Quarter: Q1 FY2020



Provider/Program Name: Safe Haven Around the Clock Youth Service, Inc. - (5352) - CPA

# New Foster Homes During Quarter: 2		# Children in Care During Quarter: 32	# Placements During Quarter: 38	# Children in Care On Last Day: 25
CPA Incentive Credits	Avg Performance All CPAs (%)	Provider Performance (%)*	Possible Points (Weight)	Provider Points Earned
Early EPSDT Medical Visits		75%	2	1.50
Early EPSDT Dental Visits		50%	2	1.00
Permanency Contacts		0%	5	0.00
Additional Academic Supports		0%	2	0.00
HS Grad/GED/Prof or Trade Certificate/College		N/A	10/5/5/1	
EYSS Agreement		Not Eligible	5	
Community Connections		0%	4	0.00
Foster Hm Retention Rate (threshold = 90)		67%	2	0.00
Foster Hm Recruitment (threshold = 100)		400%	2	2.00
Active Agency Accreditation		0%	4	0.00
Staff Clinical Licensure		0%	5	0.00
Incentives Total	6.21			4.50
Maximum total combined incentive credit allowed is 10 points.			Incentives Awarded	4.50

*Performance calculation descriptions can be found in the FY 2019 RBWO PBP Measurements and Standards Guide.

Child Protective Services Investigations and Dispositions

The following investigations data, which is not used for scoring but is considered significant to a provider's performance, is from Georgia SHINES and is not considered final or complete until the end of the fiscal year.

Total Reports:	0	
Number Screened In:	0	
Number Screened Out:	0	
Number Substantiated:	0	
Number Unsubstantiated:	0	
Number Active CPS Investigations:	0	



DHS, DFCS, Office of Provider Management
Performance-Based Placement Measures
RBWO Provider GA+SCORECARD - CPA
Report Quarter: Q1 FY2020

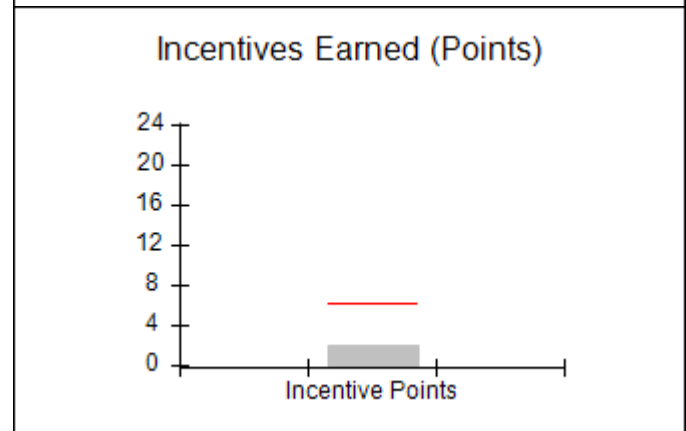
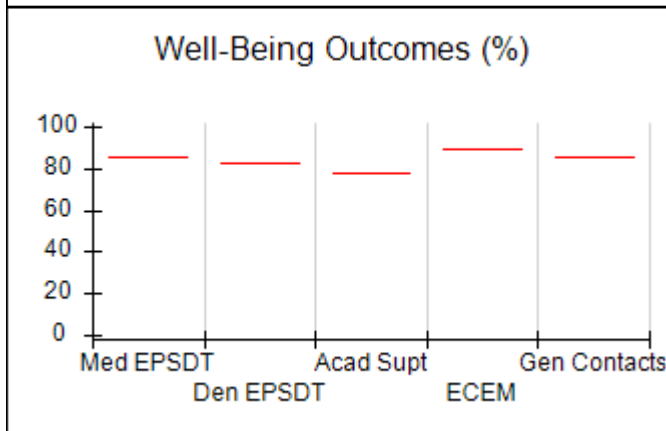
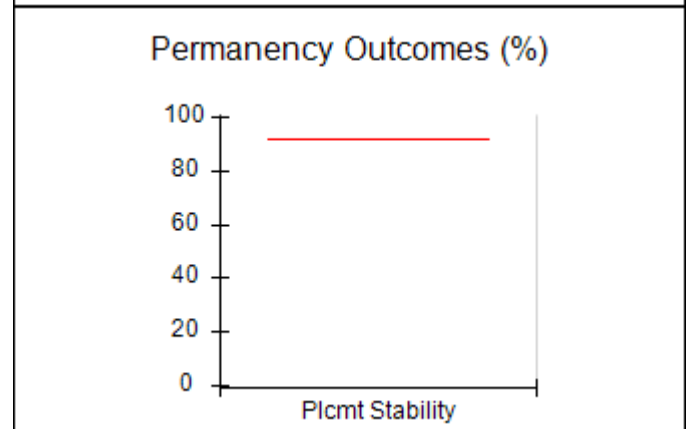
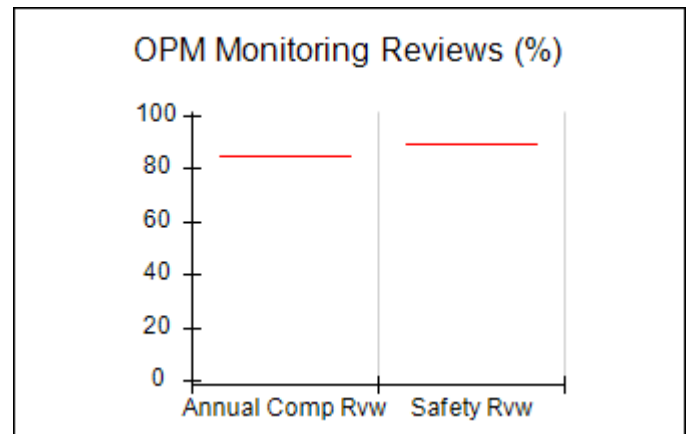
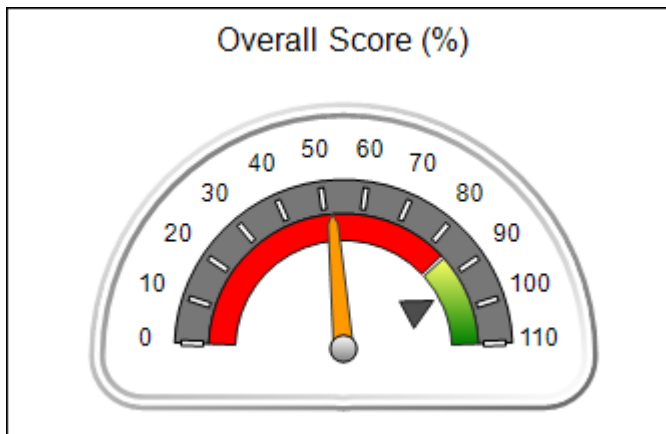


Provider/Program Name: Seeds That Grow, Inc. - Albany (5367) - CPA

2615 Gillionville Rd., Albany, GA 31721	Quarterly Scores (Grades)		Current Quarter Score (Grade)
Phone: (229) 573-7304	Q1: 52.00 (F)	Q2: N/A	52.00% (F)
Vendor ID# 161225	Q3: N/A	Q4: N/A	
# New Foster Homes During Quarter: 2	# Children in Care During Quarter: 0	# Placements During Quarter: 0	# Children in Care On Last Day: 0

Quarterly Provider Comparisons to All CPAs

▼ — indicates average for all CPAs





DHS, DFCS, Office of Provider Management
Performance-Based Placement Measures
RBWO Provider GA+SCORECARD - CPA
Report Quarter: Q1 FY2020



Provider/Program Name: Seeds That Grow, Inc. - Albany (5367) - CPA				
2615 Gillionville Rd., Albany, GA 31721	Quarterly Scores (Grades)		Current Quarter Score (Grade)	
Phone: (229) 573-7304	Q1: 52.00 (F)	Q2: N/A	52.00% (F)	
Vendor ID# 161225	Q3: N/A	Q4: N/A		
# New Foster Homes During Quarter: 2	# Children in Care During Quarter: 0	# Placements During Quarter: 0	# Children in Care On Last Day: 0	
	Avg Performance All CPAs (%)	Provider Performance (%)*	Possible Points (Weight)	Provider Points Earned
OPM Monitoring Reviews				
Annual Comprehensive Reviews	84%	Not Yet Conducted		
Safety Reviews	89%	Not Yet Conducted		
Monitoring Sub-Total				0.00
CPA Safety Outcomes				
Incidence of Maltreatment	0.11%	Not Eligible		
Staff Training	94%	0%	10	0.00
Staff Safety Checks	88%	100%	10	10.00
Safety Sub-Total			20	10.00
CPA Permanency Outcomes				
Placement Stability	92%	Not Eligible		
Permanency Sub-Total			N/A	
CPA Well-Being Outcomes				
EPSDT Medical Visits	85%	Not Eligible		
EPSDT Dental Visits	83%	Not Eligible		
Academic Supports	78%	Not Eligible		
Provider ECEM Visits	89%	Not Eligible		
Provider General Contacts	85%	Not Eligible		
Placements with Siblings	68%	Not Eligible	Not Scored	Not Scored
Placements within Legal County	14%	Not Eligible	Not Scored	Not Scored
Well-Being Sub-Total			N/A	
*Performance calculation descriptions can be found in the FY 2019 RBWO PBP Measurements and Standards Guide.				

Monitoring & Outcomes: Possible Points = 20	Points Earned: 10.00
Score Before Incentives Credit	50.00%
Incentives Awarded	2.00 pts
PBP Verification	N/A pts
Total Score	52.00%



DHS, DFCS, Office of Provider Management
Performance-Based Placement Measures
RBWO Provider GA+SCORECARD - CPA
Report Quarter: Q1 FY2020



Provider/Program Name: Seeds That Grow, Inc. - Albany (5367) - CPA

# New Foster Homes During Quarter: 2		# Children in Care During Quarter: 0	# Placements During Quarter: 0	# Children in Care On Last Day: 0
CPA Incentive Credits	Avg Performance All CPAs (%)	Provider Performance (%)*	Possible Points (Weight)	Provider Points Earned
Early EPSDT Medical Visits		Not Eligible	2	
Early EPSDT Dental Visits		Not Eligible	2	
Permanency Contacts		None Planned	5	
Additional Academic Supports		Not Eligible	2	
HS Grad/GED/Prof or Trade Certificate/College		N/A	10/5/5/1	
EYSS Agreement		Not Eligible	5	
Community Connections		Not Eligible	4	
Foster Hm Retention Rate (threshold = 90)		Not Eligible	2	0.00
Foster Hm Recruitment (threshold = 100)		100%	2	2.00
Active Agency Accreditation		0%	4	0.00
Staff Clinical Licensure		0%	5	0.00
Incentives Total	6.21			2.00
Maximum total combined incentive credit allowed is 10 points.			Incentives Awarded	2.00

*Performance calculation descriptions can be found in the FY 2019 RBWO PBP Measurements and Standards Guide.

Child Protective Services Investigations and Dispositions

The following investigations data, which is not used for scoring but is considered significant to a provider's performance, is from Georgia SHINES and is not considered final or complete until the end of the fiscal year.

Total Reports:	0	
Number Screened In:	0	
Number Screened Out:	0	
Number Substantiated:	0	
Number Unsubstantiated:	0	
Number Active CPS Investigations:	0	



DHS, DFCS, Office of Provider Management
Performance-Based Placement Measures
RBWO Provider GA+SCORECARD - CPA
Report Quarter: Q1 FY2020

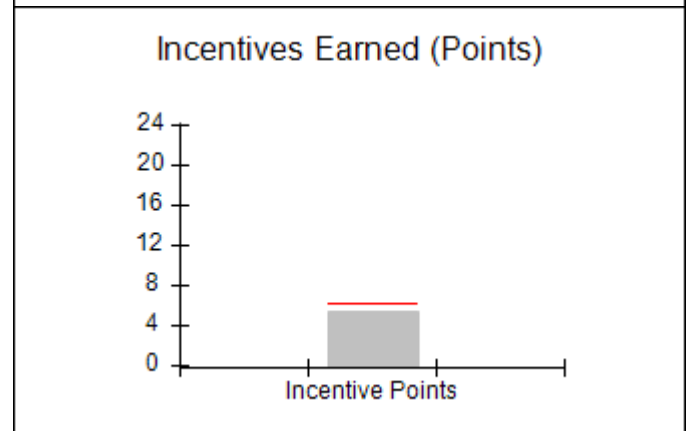
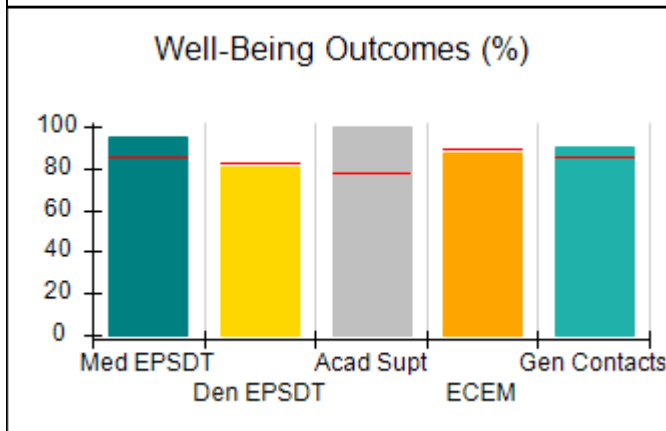
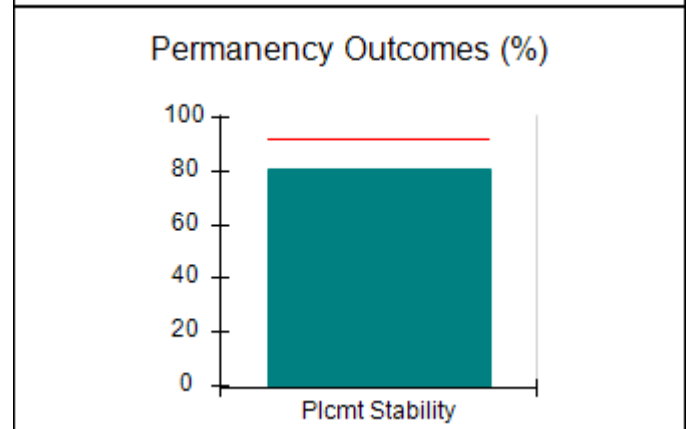
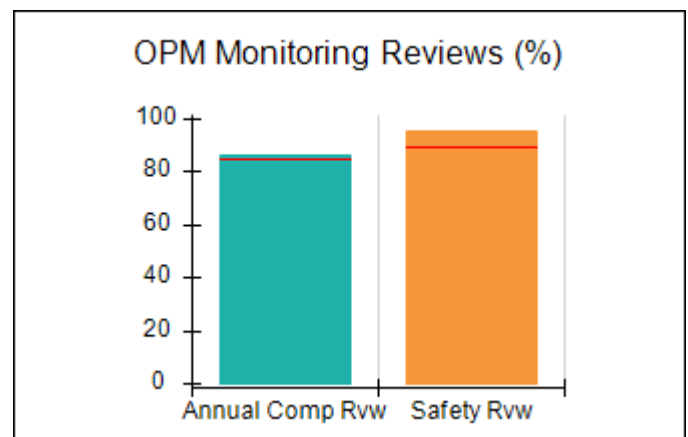
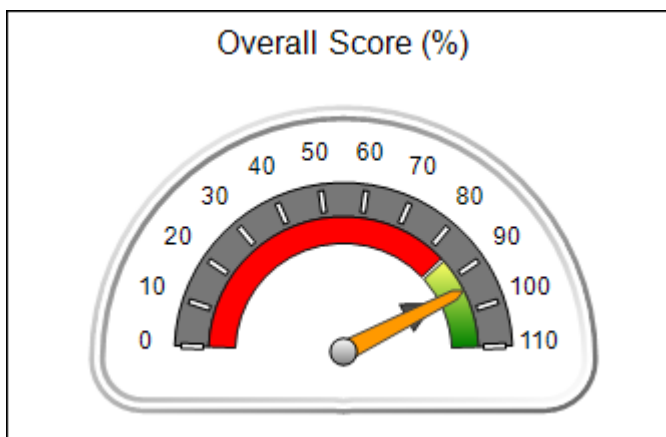


Provider/Program Name: Seeds That Grow, Inc. - Conyers (5322) - CPA

1805 Overlake Dr., Conyers, GA 30013	Quarterly Scores (Grades)		Current Quarter Score (Grade)
Phone: 770-679-9021	Q1: 94.41 (A)	Q2: N/A	94.41% (A)
Vendor ID# 15077	Q3: N/A	Q4: N/A	
# New Foster Homes During Quarter: 5	# Children in Care During Quarter: 26	# Placements During Quarter: 27	# Children in Care On Last Day: 19

Quarterly Provider Comparisons to All CPAs

▼ — indicates average for all CPAs





DHS, DFCS, Office of Provider Management
Performance-Based Placement Measures
RBWO Provider GA+SCORECARD - CPA



Report Quarter: Q1 FY2020

Provider/Program Name: Seeds That Grow, Inc. - Conyers (5322) - CPA

1805 Overlake Dr., Conyers, GA 30013	Quarterly Scores (Grades)		Current Quarter Score (Grade)
Phone: 770-679-9021	Q1: 94.41 (A)	Q2: N/A	94.41% (A)
Vendor ID# 15077	Q3: N/A	Q4: N/A	

# New Foster Homes During Quarter: 5	# Children in Care During Quarter: 26	# Placements During Quarter: 27	# Children in Care On Last Day: 19
--------------------------------------	---------------------------------------	---------------------------------	------------------------------------

	Avg Performance All CPAs (%)	Provider Performance (%)*	Possible Points (Weight)	Provider Points Earned
--	------------------------------	---------------------------	--------------------------	------------------------

OPM Monitoring Reviews

Annual Comprehensive Reviews	84%	86%	25	21.57
Safety Reviews	89%	95%	15	14.25
Monitoring Sub-Total			40	35.82

CPA Safety Outcomes

Incidence of Maltreatment	0.11%	No Substantiated Reports	10	10.00
Staff Training	94%	75%	5	3.75
Staff Safety Checks	88%	100%	5	5.00
Safety Sub-Total			20	18.75

CPA Permanency Outcomes

Placement Stability	92%	81%	15	12.15
Permanency Sub-Total			15	12.15

CPA Well-Being Outcomes

EPSDT Medical Visits	85%	95%	4	3.80
EPSDT Dental Visits	83%	81%	4	3.24
Academic Supports	78%	100%	3	3.00
Provider ECEM Visits	89%	87%	7	6.09
Provider General Contacts	85%	90%	7	6.30
Placements with Siblings	68%	56%	Not Scored	Not Scored
Placements within Legal County	14%	0%	Not Scored	Not Scored
Well-Being Sub-Total			25	22.43

*Performance calculation descriptions can be found in the FY 2019 RBWO PBP Measurements and Standards Guide.

Monitoring & Outcomes: Possible Points = 100	Points Earned: 89.15
Score Before Incentives Credit	89.15%
Incentives Awarded	5.26 pts
PBP Verification	N/A pts
Total Score	94.41%



DHS, DFCS, Office of Provider Management
Performance-Based Placement Measures
RBWO Provider GA+SCORECARD - CPA
Report Quarter: Q1 FY2020



Provider/Program Name: Seeds That Grow, Inc. - Conyers (5322) - CPA

# New Foster Homes During Quarter: 5		# Children in Care During Quarter: 26	# Placements During Quarter: 27	# Children in Care On Last Day: 19
CPA Incentive Credits	Avg Performance All CPAs (%)	Provider Performance (%)*	Possible Points (Weight)	Provider Points Earned
Early EPSDT Medical Visits		100%	2	2.00
Early EPSDT Dental Visits		60%	2	1.20
Permanency Contacts		0%	5	0.00
Additional Academic Supports		3%	2	0.06
HS Grad/GED/Prof or Trade Certificate/College		N/A	10/5/5/1	
EYSS Agreement		0%	5	0.00
Community Connections		0%	4	0.00
Foster Hm Retention Rate (threshold = 90)		70%	2	0.00
Foster Hm Recruitment (threshold = 100)		250%	2	2.00
Active Agency Accreditation		0%	4	0.00
Staff Clinical Licensure		0%	5	0.00
Incentives Total	6.21			5.26
Maximum total combined incentive credit allowed is 10 points.			Incentives Awarded	5.26

*Performance calculation descriptions can be found in the FY 2019 RBWO PBP Measurements and Standards Guide.

Child Protective Services Investigations and Dispositions

The following investigations data, which is not used for scoring but is considered significant to a provider's performance, is from Georgia SHINES and is not considered final or complete until the end of the fiscal year.

Total Reports:	3
Number Screened In:	3
Number Screened Out:	0
Number Substantiated:	0
Number Unsubstantiated:	1
Number Active CPS Investigations:	2



DHS, DFCS, Office of Provider Management

Performance-Based Placement Measures

RBWO Provider GA+SCORECARD - CPA



Report Quarter: Q1 FY2020

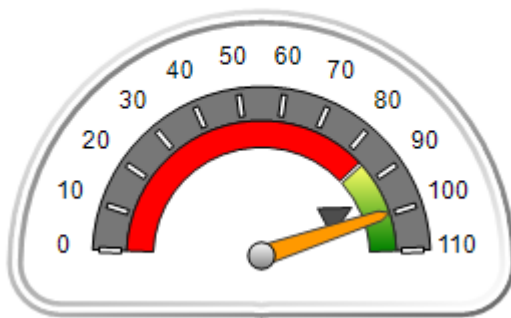
Provider/Program Name: Trinity J and D, LLC - Trinity J and D, LLC (980) - CPA

7805 Waters Avenue, Savannah, GA 31406	Quarterly Scores (Grades)		Current Quarter Score (Grade)
Phone: 912-443-3799	Q1: 99.69 (A+)	Q2: N/A	99.69% (A+)
Vendor ID# 40245	Q3: N/A	Q4: N/A	
# New Foster Homes During Quarter: 2	# Children in Care During Quarter: 38	# Placements During Quarter: 38	# Children in Care On Last Day: 32

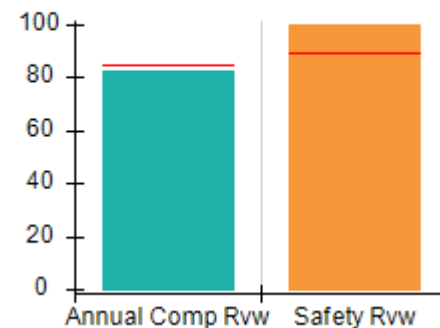
Quarterly Provider Comparisons to All CPAs

— indicates average for all CPAs

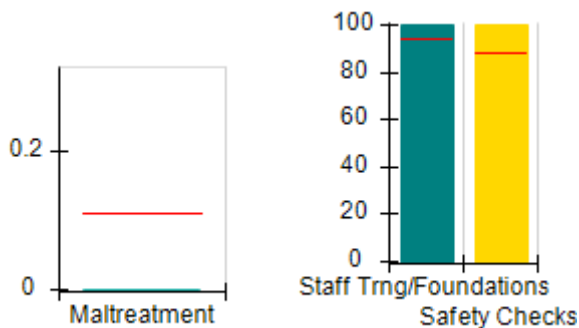
Overall Score (%)



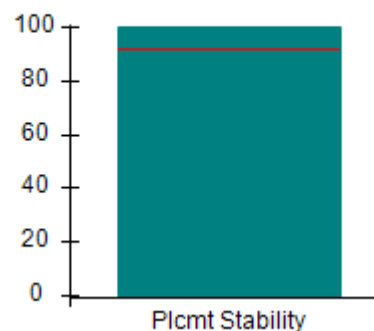
OPM Monitoring Reviews (%)



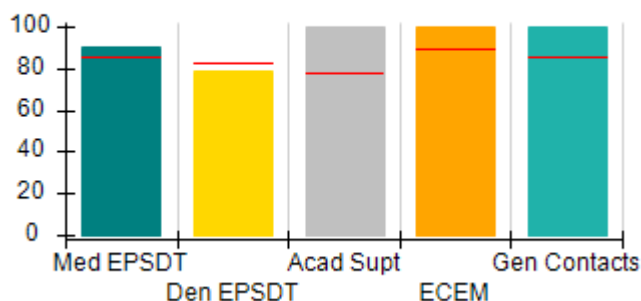
Safety Outcomes (%)



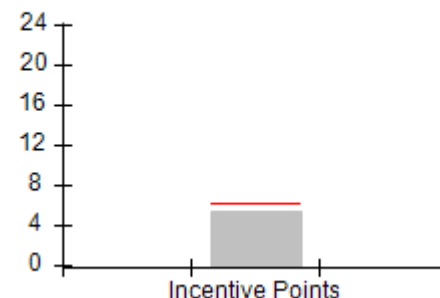
Permanency Outcomes (%)



Well-Being Outcomes (%)



Incentives Earned (Points)





DHS, DFCS, Office of Provider Management
Performance-Based Placement Measures
RBWO Provider GA+SCORECARD - CPA
 Report Quarter: Q1 FY2020



Provider/Program Name: Trinity J and D, LLC - Trinity J and D, LLC (980) - CPA				
7805 Waters Avenue, Savannah, GA 31406		Quarterly Scores (Grades)		Current Quarter Score (Grade)
Phone: 912-443-3799		Q1: 99.69 (A+)	Q2: N/A	99.69% (A+)
Vendor ID# 40245		Q3: N/A	Q4: N/A	
# New Foster Homes During Quarter: 2		# Children in Care During Quarter: 38	# Placements During Quarter: 38	# Children in Care On Last Day: 32
	Avg Performance All CPAs (%)	Provider Performance (%)*	Possible Points (Weight)	Provider Points Earned
OPM Monitoring Reviews				
Annual Comprehensive Reviews	84%	82%	25	20.61
Safety Reviews	89%	100%	15	15.00
Monitoring Sub-Total			40	35.61
CPA Safety Outcomes				
Incidence of Maltreatment	0.11%	No Substantiated Reports	10	10.00
Staff Training	94%	100%	5	5.00
Staff Safety Checks	88%	100%	5	5.00
Safety Sub-Total			20	20.00
CPA Permanency Outcomes				
Placement Stability	92%	100%	15	15.00
Permanency Sub-Total			15	15.00
CPA Well-Being Outcomes				
EPSDT Medical Visits	85%	90%	4	3.60
EPSDT Dental Visits	83%	79%	4	3.16
Academic Supports	78%	100%	3	3.00
Provider ECEM Visits	89%	100%	7	7.00
Provider General Contacts	85%	100%	7	7.00
Placements with Siblings	68%	100%	Not Scored	Not Scored
Placements within Legal County	14%	30%	Not Scored	Not Scored
Well-Being Sub-Total			25	23.76

*Performance calculation descriptions can be found in the FY 2019 RBWO PBP Measurements and Standards Guide.

Monitoring & Outcomes: Possible Points = 100		Points Earned: 94.37	
Score Before Incentives Credit			94.37%
Incentives Awarded			5.32 pts
PBP Verification			N/A pts
Total Score			99.69%



DHS, DFCS, Office of Provider Management
Performance-Based Placement Measures
RBWO Provider GA+SCORECARD - CPA
Report Quarter: Q1 FY2020



Provider/Program Name: Trinity J and D, LLC - Trinity J and D, LLC (980) - CPA

# New Foster Homes During Quarter: 2		# Children in Care During Quarter: 38	# Placements During Quarter: 38	# Children in Care On Last Day: 32
CPA Incentive Credits	Avg Performance All CPAs (%)	Provider Performance (%)*	Possible Points (Weight)	Provider Points Earned
Early EPSDT Medical Visits		33%	2	0.66
Early EPSDT Dental Visits		33%	2	0.66
Permanency Contacts		None Planned	5	
Additional Academic Supports		0%	2	0.00
HS Grad/GED/Prof or Trade Certificate/College		N/A	10/5/5/1	
EYSS Agreement		Not Eligible	5	
Community Connections		0%	4	0.00
Foster Hm Retention Rate (threshold = 90)		92%	2	2.00
Foster Hm Recruitment (threshold = 100)		100%	2	2.00
Active Agency Accreditation		0%	4	0.00
Staff Clinical Licensure		0%	5	0.00
Incentives Total	6.21			5.32
Maximum total combined incentive credit allowed is 10 points.			Incentives Awarded	5.32

*Performance calculation descriptions can be found in the FY 2019 RBWO PBP Measurements and Standards Guide.

Child Protective Services Investigations and Dispositions

The following investigations data, which is not used for scoring but is considered significant to a provider's performance, is from Georgia SHINES and is not considered final or complete until the end of the fiscal year.

Total Reports:	0
Number Screened In:	0
Number Screened Out:	0
Number Substantiated:	0
Number Unsubstantiated:	0
Number Active CPS Investigations:	0



DHS, DFCS, Office of Provider Management
Performance-Based Placement Measures
RBWO Provider GA+SCORECARD - CPA



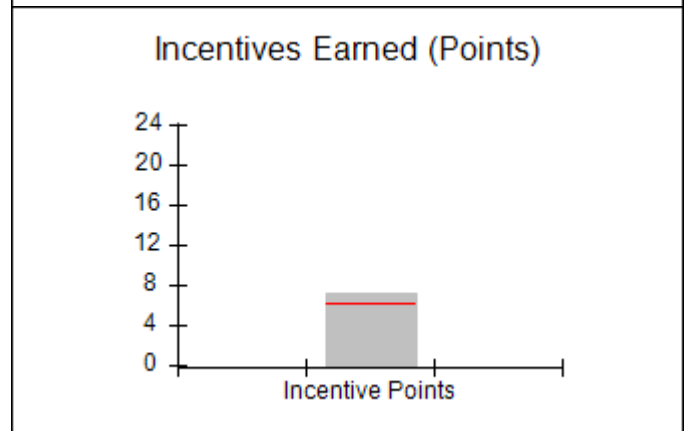
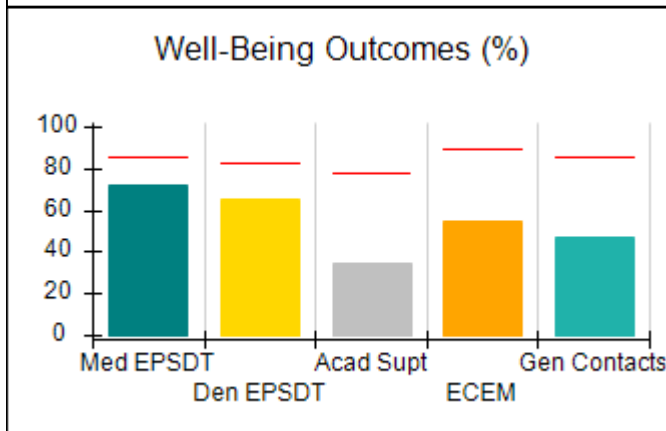
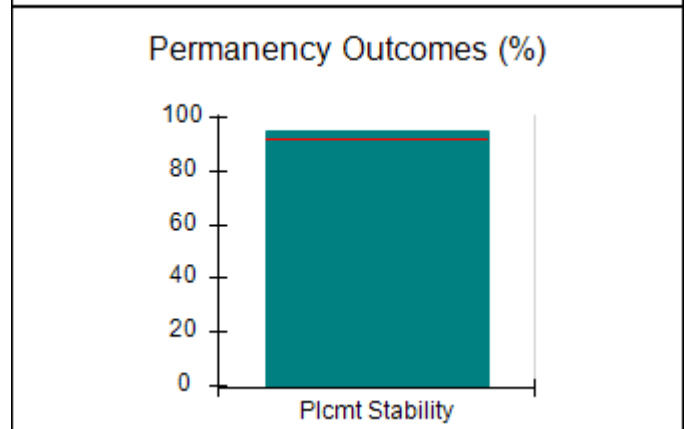
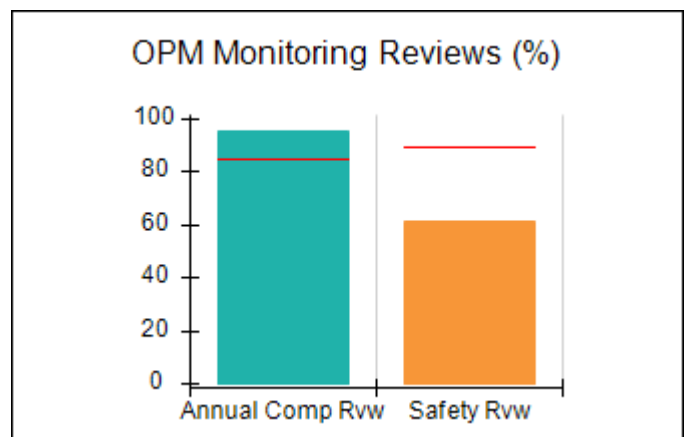
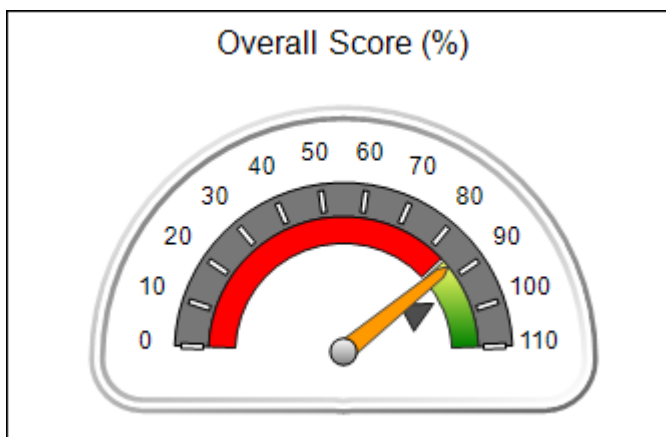
Report Quarter: Q1 FY2020

Provider/Program Name: Twin Cedars Youth Services - Foster Care (932) - CPA

2250 Northside Crossing, Macon, GA 31210	Quarterly Scores (Grades)		Current Quarter Score (Grade)
Phone: 706-298-0050	Q1: 86.90 (B)	Q2: N/A	86.90% (B)
Vendor ID# 35611	Q3: N/A	Q4: N/A	
# New Foster Homes During Quarter: 0	# Children in Care During Quarter: 57	# Placements During Quarter: 59	# Children in Care On Last Day: 51

Quarterly Provider Comparisons to All CPAs

▼ — indicates average for all CPAs





DHS, DFCS, Office of Provider Management
Performance-Based Placement Measures
RBWO Provider GA+SCORECARD - CPA
 Report Quarter: Q1 FY2020



Provider/Program Name: Twin Cedars Youth Services - Foster Care (932) - CPA				
2250 Northside Crossing, Macon, GA 31210	Quarterly Scores (Grades)			Current Quarter Score (Grade)
Phone: 706-298-0050	Q1: 86.90 (B)	Q2: N/A	86.90% (B)	
Vendor ID# 35611	Q3: N/A	Q4: N/A		
# New Foster Homes During Quarter: 0	# Children in Care During Quarter: 57	# Placements During Quarter: 59	# Children in Care On Last Day: 51	
	Avg Performance All CPAs (%)	Provider Performance (%)*	Possible Points (Weight)	Provider Points Earned
OPM Monitoring Reviews				
Annual Comprehensive Reviews	84%	95%	25	23.73
Safety Reviews	89%	61%	15	9.19
Monitoring Sub-Total			40	32.92
CPA Safety Outcomes				
Incidence of Maltreatment	0.11%	No Substantiated Reports	10	10.00
Staff Training	94%	88%	5	4.40
Staff Safety Checks	88%	88%	5	4.40
Safety Sub-Total			20	18.80
CPA Permanency Outcomes				
Placement Stability	92%	95%	15	14.25
Permanency Sub-Total			15	14.25
CPA Well-Being Outcomes				
EPSDT Medical Visits	85%	72%	4	2.88
EPSDT Dental Visits	83%	65%	4	2.60
Academic Supports	78%	35%	3	1.05
Provider ECEM Visits	89%	55%	7	3.85
Provider General Contacts	85%	47%	7	3.29
Placements with Siblings	68%	36%	Not Scored	Not Scored
Placements within Legal County	14%	0%	Not Scored	Not Scored
Well-Being Sub-Total			25	13.67
*Performance calculation descriptions can be found in the FY 2019 RBWO PBP Measurements and Standards Guide.				
Monitoring & Outcomes: Possible Points = 100			Points Earned: 79.64	
Score Before Incentives Credit			79.64%	
Incentives Awarded			7.26 pts	
PBP Verification			N/A pts	
Total Score			86.90%	



DHS, DFCS, Office of Provider Management
Performance-Based Placement Measures
RBWO Provider GA+SCORECARD - CPA
Report Quarter: Q1 FY2020



Provider/Program Name: Twin Cedars Youth Services - Foster Care (932) - CPA

# New Foster Homes During Quarter: 0		# Children in Care During Quarter: 57	# Placements During Quarter: 59	# Children in Care On Last Day: 51
CPA Incentive Credits	Avg Performance All CPAs (%)	Provider Performance (%)*	Possible Points (Weight)	Provider Points Earned
Early EPSDT Medical Visits		0%	2	0.00
Early EPSDT Dental Visits		13%	2	0.26
Permanency Contacts		0%	5	0.00
Additional Academic Supports		0%	2	0.00
HS Grad/GED/Prof or Trade Certificate/College		N/A	10/5/5/1	
EYSS Agreement		100%	5	5.00
Community Connections		0%	4	0.00
Foster Hm Retention Rate (threshold = 90)		85%	2	0.00
Foster Hm Recruitment (threshold = 100)		0%	2	0.00
Active Agency Accreditation		50%	4	2.00
Staff Clinical Licensure		0%	5	0.00
Incentives Total	6.21			7.26
Maximum total combined incentive credit allowed is 10 points.			Incentives Awarded	7.26

*Performance calculation descriptions can be found in the FY 2019 RBWO PBP Measurements and Standards Guide.

Child Protective Services Investigations and Dispositions

The following investigations data, which is not used for scoring but is considered significant to a provider's performance, is from Georgia SHINES and is not considered final or complete until the end of the fiscal year.

Total Reports:	2	
Number Screened In:	2	
Number Screened Out:	0	
Number Substantiated:	0	
Number Unsubstantiated:	0	
Number Active CPS Investigations:	2	



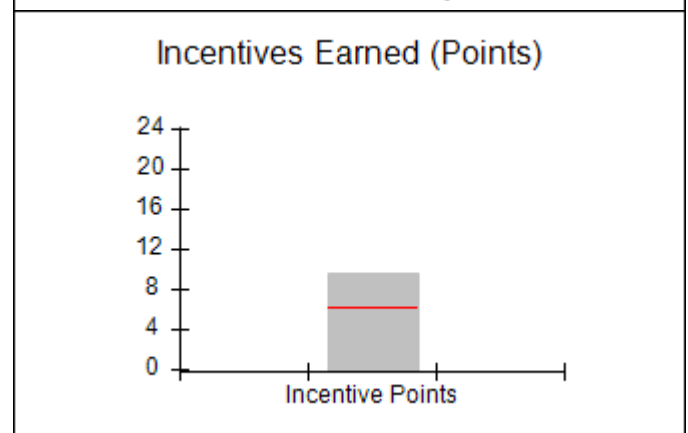
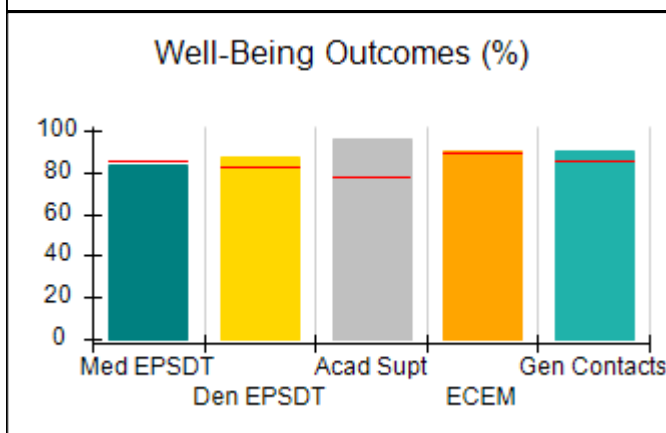
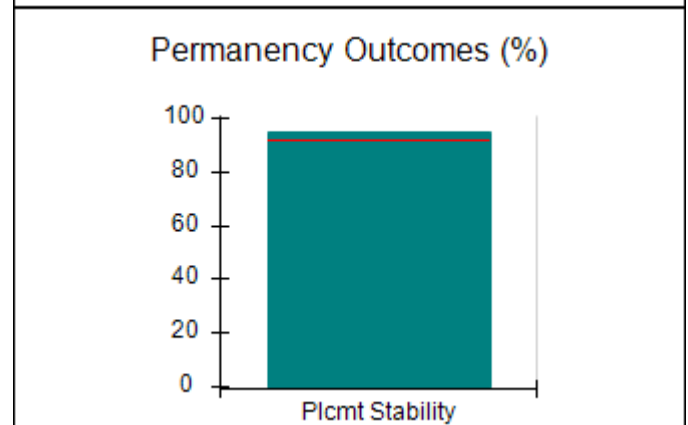
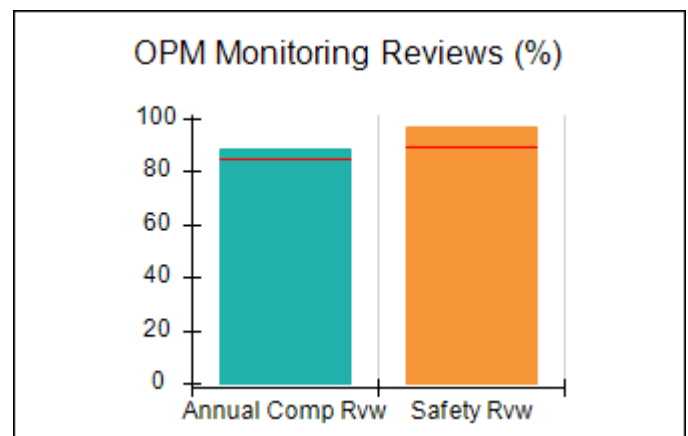
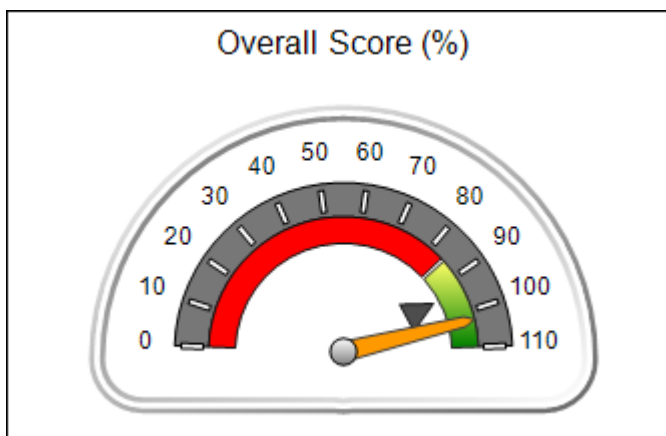
DHS, DFCS, Office of Provider Management
Performance-Based Placement Measures
RBWO Provider GA+SCORECARD - CPA



Report Quarter: Q1 FY2020

Provider/Program Name: United Methodist Children Home of the North GA Conference - (847) - CPA			
1967 Lakeside Pkwy, Tucker, GA 30084	Quarterly Scores (Grades)		Current Quarter Score (Grade)
Phone: 404-327-5820	Q1: 102.61 (A+)	Q2: N/A	102.61% (A+)
Vendor ID# 35624	Q3: N/A	Q4: N/A	
# New Foster Homes During Quarter: 12	# Children in Care During Quarter: 55	# Placements During Quarter: 58	# Children in Care On Last Day: 45
Quarterly Provider Comparisons to All CPAs			

▼ — indicates average for all CPAs





DHS, DFCS, Office of Provider Management
Performance-Based Placement Measures
RBWO Provider GA+SCORECARD - CPA



Report Quarter: Q1 FY2020

Provider/Program Name: United Methodist Children Home of the North GA Conference - (847) - CPA				
1967 Lakeside Pkwy, Tucker, GA 30084		Quarterly Scores (Grades)		Current Quarter Score (Grade)
Phone: 404-327-5820		Q1: 102.61 (A+)	Q2: N/A	102.61% (A+)
Vendor ID# 35624		Q3: N/A	Q4: N/A	
# New Foster Homes During Quarter: 12		# Children in Care During Quarter: 55	# Placements During Quarter: 58	# Children in Care On Last Day: 45
	Avg Performance All CPAs (%)	Provider Performance (%)*	Possible Points (Weight)	Provider Points Earned
OPM Monitoring Reviews				
Annual Comprehensive Reviews	84%	88%	25	22.06
Safety Reviews	89%	97%	15	14.50
Monitoring Sub-Total			40	36.56
CPA Safety Outcomes				
Incidence of Maltreatment	0.11%	No Substantiated Reports	10	10.00
Staff Training	94%	100%	5	5.00
Staff Safety Checks	88%	100%	5	5.00
Safety Sub-Total			20	20.00
CPA Permanency Outcomes				
Placement Stability	92%	95%	15	14.25
Permanency Sub-Total			15	14.25
CPA Well-Being Outcomes				
EPSDT Medical Visits	85%	83%	4	3.32
EPSDT Dental Visits	83%	87%	4	3.48
Academic Supports	78%	96%	3	2.88
Provider ECEM Visits	89%	90%	7	6.30
Provider General Contacts	85%	90%	7	6.30
Placements with Siblings	68%	60%	Not Scored	Not Scored
Placements within Legal County	14%	43%	Not Scored	Not Scored
Well-Being Sub-Total			25	22.28
*Performance calculation descriptions can be found in the FY 2019 RBWO PBP Measurements and Standards Guide.				
Monitoring & Outcomes: Possible Points = 100			Points Earned: 93.09	
Score Before Incentives Credit			93.09%	
Incentives Awarded			9.52 pts	
PBP Verification			N/A pts	
Total Score			102.61%	



DHS, DFCS, Office of Provider Management
Performance-Based Placement Measures
RBWO Provider GA+SCORECARD - CPA



Report Quarter: Q1 FY2020

Provider/Program Name: United Methodist Children Home of the North GA Conference - (847) - CPA

# New Foster Homes During Quarter: 12		# Children in Care During Quarter: 55	# Placements During Quarter: 58	# Children in Care On Last Day: 45
CPA Incentive Credits	Avg Performance All CPAs (%)	Provider Performance (%)*	Possible Points (Weight)	Provider Points Earned
Early EPSDT Medical Visits		38%	2	0.76
Early EPSDT Dental Visits		63%	2	1.26
Permanency Contacts		0%	5	0.00
Additional Academic Supports		0%	2	0.00
HS Grad/GED/Prof or Trade Certificate/College		N/A	10/5/5/1	
EYSS Agreement		Not Eligible	5	
Community Connections		0%	4	0.00
Foster Hm Retention Rate (threshold = 90)		86%	2	0.00
Foster Hm Recruitment (threshold = 100)		225%	2	2.00
Active Agency Accreditation		100%	4	4.00
Staff Clinical Licensure		30%	5	1.50
Incentives Total	6.21			9.52
Maximum total combined incentive credit allowed is 10 points.			Incentives Awarded	9.52

*Performance calculation descriptions can be found in the FY 2019 RBWO PBP Measurements and Standards Guide.

Child Protective Services Investigations and Dispositions

The following investigations data, which is not used for scoring but is considered significant to a provider's performance, is from Georgia SHINES and is not considered final or complete until the end of the fiscal year.

Total Reports:	1
Number Screened In:	0
Number Screened Out:	1
Number Substantiated:	0
Number Unsubstantiated:	0
Number Active CPS Investigations:	0



DHS, DFCS, Office of Provider Management
Performance-Based Placement Measures
RBWO Provider GA+SCORECARD - CPA



Report Quarter: Q1 FY2020

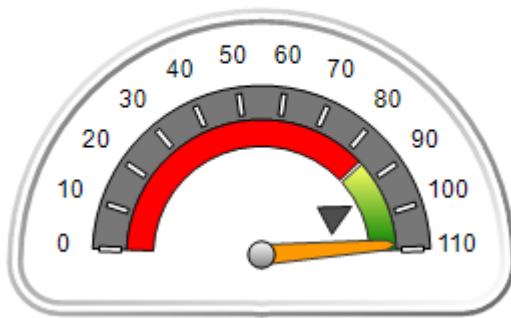
Provider/Program Name: United Methodist Children Home of the North GA Conference - Augusta (5363) - CPA

555 Hereford Farm Rd., Evans, GA 30809	Quarterly Scores (Grades)		Current Quarter Score (Grade)
Phone: 404-327-5820	Q1: 108.50 (A+)	Q2: N/A	108.50% (A+)
Vendor ID# 161215	Q3: N/A	Q4: N/A	
# New Foster Homes During Quarter: 3	# Children in Care During Quarter: 4	# Placements During Quarter: 4	# Children in Care On Last Day: 4

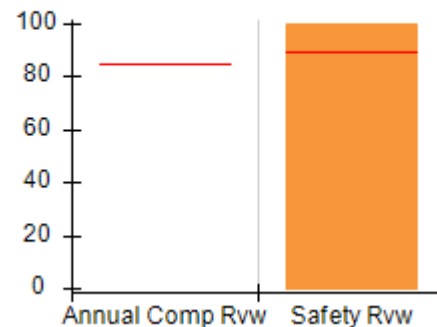
Quarterly Provider Comparisons to All CPAs

▼ — indicates average for all CPAs

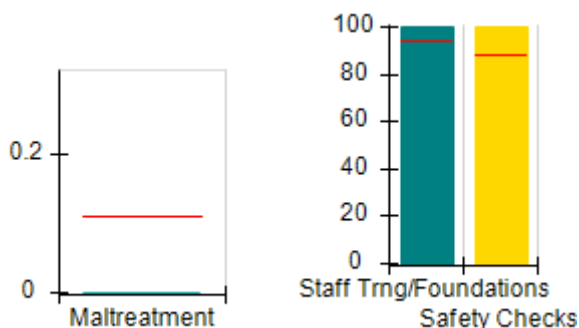
Overall Score (%)



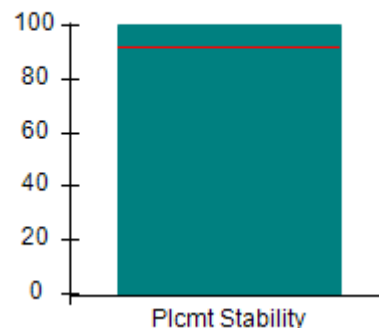
OPM Monitoring Reviews (%)



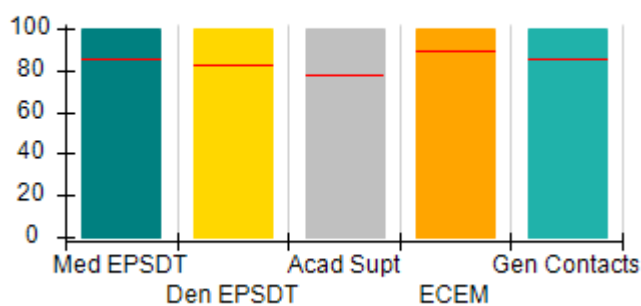
Safety Outcomes (%)



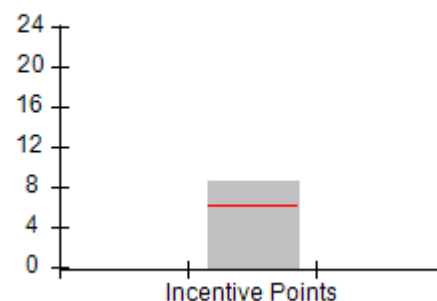
Permanency Outcomes (%)



Well-Being Outcomes (%)



Incentives Earned (Points)





DHS, DFCS, Office of Provider Management
Performance-Based Placement Measures
RBWO Provider GA+SCORECARD - CPA



Report Quarter: Q1 FY2020

Provider/Program Name: United Methodist Children Home of the North GA Conference - Augusta (5363) - CPA				
555 Hereford Farm Rd., Evans, GA 30809		Quarterly Scores (Grades)		Current Quarter Score (Grade)
Phone: 404-327-5820		Q1: 108.50 (A+)	Q2: N/A	108.50% (A+)
Vendor ID# 161215		Q3: N/A	Q4: N/A	
# New Foster Homes During Quarter: 3		# Children in Care During Quarter: 4	# Placements During Quarter: 4	# Children in Care On Last Day: 4
	Avg Performance All CPAs (%)	Provider Performance (%)*	Possible Points (Weight)	Provider Points Earned
OPM Monitoring Reviews				
Annual Comprehensive Reviews	84%	Not Yet Conducted		
Safety Reviews	89%	100%	15	15.00
Monitoring Sub-Total			15	15.00
CPA Safety Outcomes				
Incidence of Maltreatment	0.11%	No Substantiated Reports	10	10.00
Staff Training	94%	100%	5	5.00
Staff Safety Checks	88%	100%	5	5.00
Safety Sub-Total			20	20.00
CPA Permanency Outcomes				
Placement Stability	92%	100%	15	15.00
Permanency Sub-Total			15	15.00
CPA Well-Being Outcomes				
EPSDT Medical Visits	85%	100%	4	4.00
EPSDT Dental Visits	83%	100%	4	4.00
Academic Supports	78%	100%	3	3.00
Provider ECEM Visits	89%	100%	7	7.00
Provider General Contacts	85%	100%	7	7.00
Placements with Siblings	68%	100%	Not Scored	Not Scored
Placements within Legal County	14%	Not Eligible	Not Scored	Not Scored
Well-Being Sub-Total			25	25.00
*Performance calculation descriptions can be found in the FY 2019 RBWO PBP Measurements and Standards Guide.				
Monitoring & Outcomes: Possible Points = 75			Points Earned: 75.00	
Score Before Incentives Credit			100.00%	
Incentives Awarded			8.50 pts	
PBP Verification			N/A pts	
Total Score			108.50%	



DHS, DFCS, Office of Provider Management
Performance-Based Placement Measures
RBWO Provider GA+SCORECARD - CPA



Report Quarter: Q1 FY2020

Provider/Program Name: United Methodist Children Home of the North GA Conference - Augusta (5363) - CPA

# New Foster Homes During Quarter: 3		# Children in Care During Quarter: 4	# Placements During Quarter: 4	# Children in Care On Last Day: 4
CPA Incentive Credits	Avg Performance All CPAs (%)	Provider Performance (%)*	Possible Points (Weight)	Provider Points Earned
Early EPSDT Medical Visits		100%	2	2.00
Early EPSDT Dental Visits		Not Eligible	2	
Permanency Contacts		None Planned	5	
Additional Academic Supports		0%	2	0.00
HS Grad/GED/Prof or Trade Certificate/College		N/A	10/5/5/1	
EYSS Agreement		Not Eligible	5	
Community Connections		0%	4	0.00
Foster Hm Retention Rate (threshold = 90)		100%	2	2.00
Foster Hm Recruitment (threshold = 100)		0%	2	0.00
Active Agency Accreditation		100%	4	4.00
Staff Clinical Licensure		10%	5	0.50
Incentives Total	6.21			8.50
Maximum total combined incentive credit allowed is 10 points.			Incentives Awarded	8.50

*Performance calculation descriptions can be found in the FY 2019 RBWO PBP Measurements and Standards Guide.

Child Protective Services Investigations and Dispositions

The following investigations data, which is not used for scoring but is considered significant to a provider's performance, is from Georgia SHINES and is not considered final or complete until the end of the fiscal year.

Total Reports:	0
Number Screened In:	0
Number Screened Out:	0
Number Substantiated:	0
Number Unsubstantiated:	0
Number Active CPS Investigations:	0



DHS, DFCS, Office of Provider Management
Performance-Based Placement Measures
RBWO Provider GA+SCORECARD - CPA



Report Quarter: Q1 FY2020

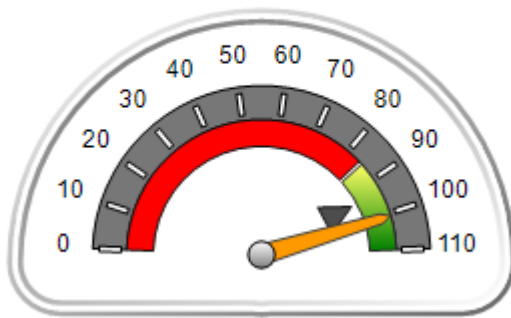
Provider/Program Name: United Methodist Children Home of the North GA Conference - Gainesville (5364) - CPA

604 Washington St. N.W., Gainesville, GA 30501	Quarterly Scores (Grades)		Current Quarter Score (Grade)
Phone: 404-327-5841	Q1: 100.85 (A+)	Q2: N/A	100.85% (A+)
Vendor ID# 161216	Q3: N/A	Q4: N/A	
# New Foster Homes During Quarter: 3	# Children in Care During Quarter: 59	# Placements During Quarter: 63	# Children in Care On Last Day: 41

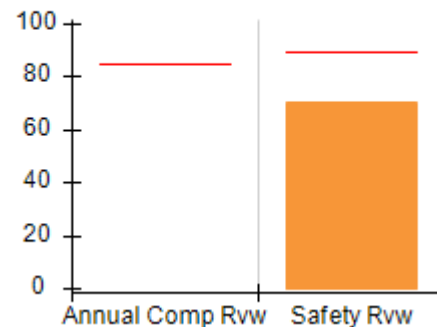
Quarterly Provider Comparisons to All CPAs

▼ — indicates average for all CPAs

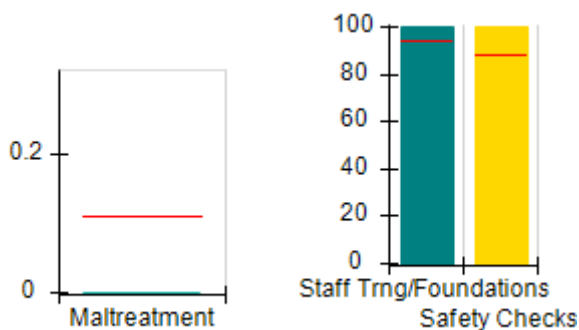
Overall Score (%)



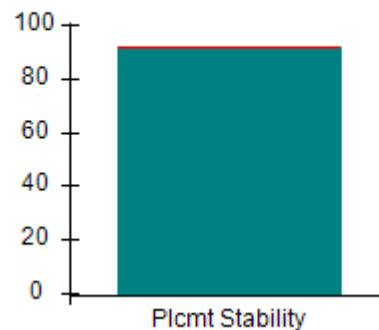
OPM Monitoring Reviews (%)



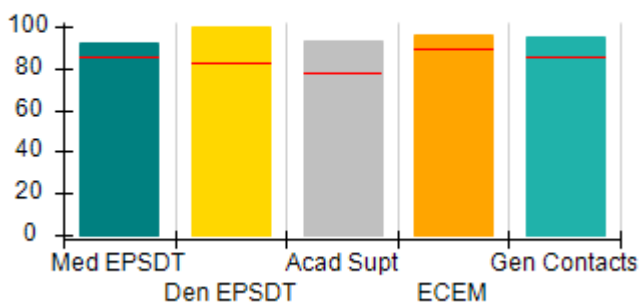
Safety Outcomes (%)



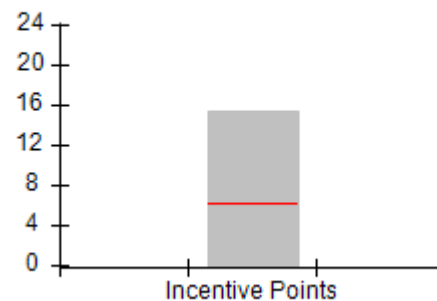
Permanency Outcomes (%)



Well-Being Outcomes (%)



Incentives Earned (Points)





DHS, DFCS, Office of Provider Management
Performance-Based Placement Measures
RBWO Provider GA+SCORECARD - CPA



Report Quarter: Q1 FY2020

Provider/Program Name: United Methodist Children Home of the North GA Conference - Gainesville (5364) - CPA

604 Washington St. N.W., Gainesville, GA 30501	Quarterly Scores (Grades)		Current Quarter Score (Grade)
Phone: 404-327-5841	Q1: 100.85 (A+)	Q2: N/A	100.85% (A+)
Vendor ID# 161216	Q3: N/A	Q4: N/A	

# New Foster Homes During Quarter: 3	# Children in Care During Quarter: 59	# Placements During Quarter: 63	# Children in Care On Last Day: 41
--------------------------------------	---------------------------------------	---------------------------------	------------------------------------

	Avg Performance All CPAs (%)	Provider Performance (%)*	Possible Points (Weight)	Provider Points Earned
--	------------------------------	---------------------------	--------------------------	------------------------

OPM Monitoring Reviews

Annual Comprehensive Reviews	84%	Not Yet Conducted		
Safety Reviews	89%	70%	15	10.50
Monitoring Sub-Total			15	10.50

CPA Safety Outcomes

Incidence of Maltreatment	0.11%	No Substantiated Reports	10	10.00
Staff Training	94%	100%	5	5.00
Staff Safety Checks	88%	100%	5	5.00
Safety Sub-Total			20	20.00

CPA Permanency Outcomes

Placement Stability	92%	92%	15	13.80
Permanency Sub-Total			15	13.80

CPA Well-Being Outcomes

EPSDT Medical Visits	85%	92%	4	3.68
EPSDT Dental Visits	83%	100%	4	4.00
Academic Supports	78%	93%	3	2.79
Provider ECEM Visits	89%	96%	7	6.72
Provider General Contacts	85%	95%	7	6.65
Placements with Siblings	68%	69%	Not Scored	Not Scored
Placements within Legal County	14%	17%	Not Scored	Not Scored
Well-Being Sub-Total			25	23.84

*Performance calculation descriptions can be found in the FY 2019 RBWO PBP Measurements and Standards Guide.

Monitoring & Outcomes: Possible Points = 75	Points Earned: 68.14
Score Before Incentives Credit	90.85%
Incentives Awarded	10.00 pts
PBP Verification	N/A pts
Total Score	100.85%



DHS, DFCS, Office of Provider Management
Performance-Based Placement Measures
RBWO Provider GA+SCORECARD - CPA



Report Quarter: Q1 FY2020

Provider/Program Name: United Methodist Children Home of the North GA Conference - Gainesville (5364) - CPA

# New Foster Homes During Quarter: 3		# Children in Care During Quarter: 59	# Placements During Quarter: 63	# Children in Care On Last Day: 41
CPA Incentive Credits	Avg Performance All CPAs (%)	Provider Performance (%)*	Possible Points (Weight)	Provider Points Earned
Early EPSDT Medical Visits		100%	2	2.00
Early EPSDT Dental Visits		100%	2	2.00
Permanency Contacts		0%	5	0.00
Additional Academic Supports		0%	2	0.00
HS Grad/GED/Prof or Trade Certificate/College		N/A	10/5/5/1	
EYSS Agreement		100%	5	5.00
Community Connections		0%	4	0.00
Foster Hm Retention Rate (threshold = 90)		88%	2	0.00
Foster Hm Recruitment (threshold = 100)		100%	2	2.00
Active Agency Accreditation		100%	4	4.00
Staff Clinical Licensure		10%	5	0.50
Incentives Total	6.21			15.50
Maximum total combined incentive credit allowed is 10 points.			Incentives Awarded	10.00

*Performance calculation descriptions can be found in the FY 2019 RBWO PBP Measurements and Standards Guide.

Child Protective Services Investigations and Dispositions

The following investigations data, which is not used for scoring but is considered significant to a provider's performance, is from Georgia SHINES and is not considered final or complete until the end of the fiscal year.

Total Reports:	0
Number Screened In:	0
Number Screened Out:	0
Number Substantiated:	0
Number Unsubstantiated:	1
Number Active CPS Investigations:	-1



DHS, DFCS, Office of Provider Management
Performance-Based Placement Measures
RBWO Provider GA+SCORECARD - CPA



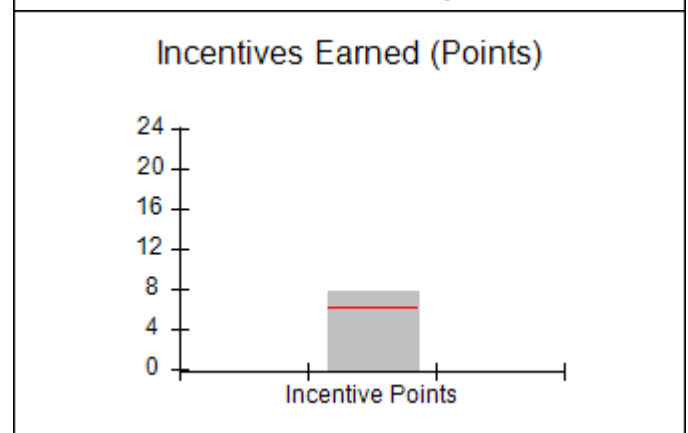
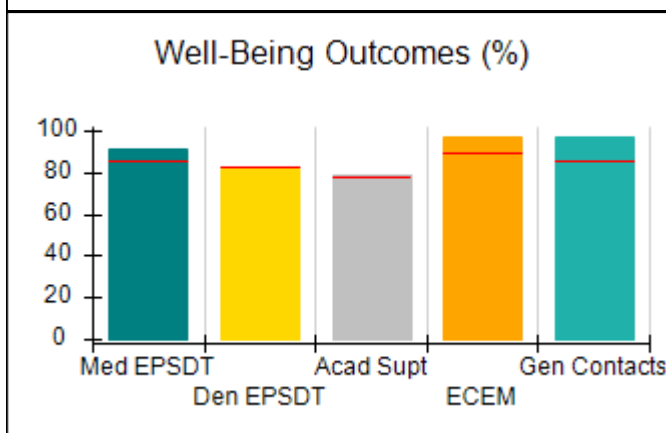
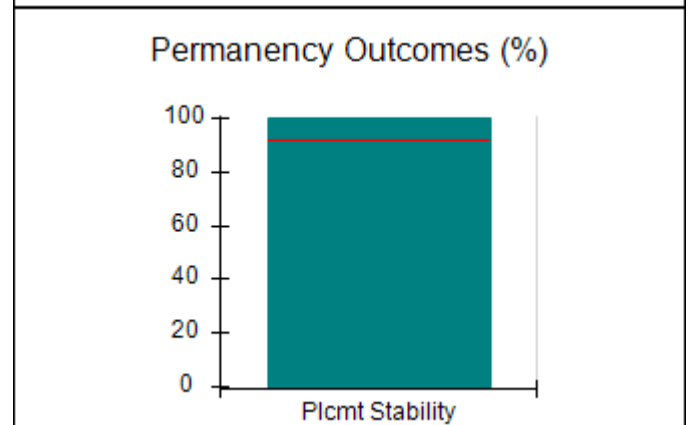
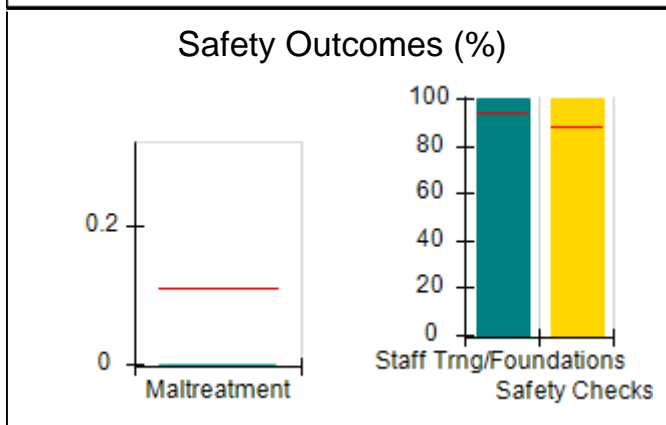
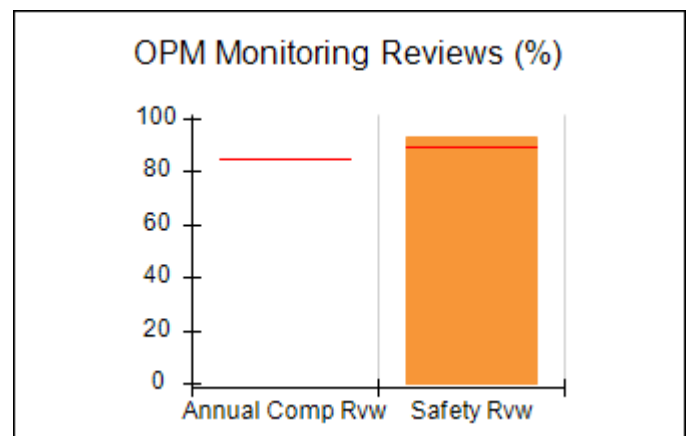
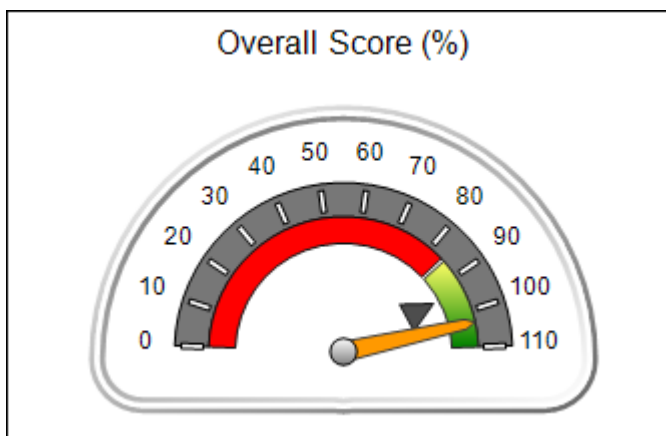
Report Quarter: Q1 FY2020

Provider/Program Name: United Methodist Children Home of the North GA Conference - Newnan (5365) - CPA

17-23 Greenville St., Newnan, GA 30263	Quarterly Scores (Grades)		Current Quarter Score (Grade)
Phone: 404-327-5841	Q1: 103.36 (A+)	Q2: N/A	103.36% (A+)
Vendor ID# 161217	Q3: N/A	Q4: N/A	
# New Foster Homes During Quarter: 3	# Children in Care During Quarter: 11	# Placements During Quarter: 11	# Children in Care On Last Day: 11

Quarterly Provider Comparisons to All CPAs

▼ — indicates average for all CPAs





Performance-Based Placement Measures RBWO Provider GA+SCORECARD - CPA

Report Quarter: Q1 FY2020

Provider/Program Name: United Methodist Children Home of the North GA Conference - Newnan (5365) - CPA

17-23 Greenville St., Newnan, GA 30263	Quarterly Scores (Grades)		Current Quarter Score (Grade)
Phone: 404-327-5841	Q1: 103.36 (A+)	Q2: N/A	103.36% (A+)
Vendor ID# 161217	Q3: N/A	Q4: N/A	

# New Foster Homes During Quarter: 3	# Children in Care During Quarter: 11	# Placements During Quarter: 11	# Children in Care On Last Day: 11
--------------------------------------	---------------------------------------	---------------------------------	------------------------------------

	Avg Performance All CPAs (%)	Provider Performance (%)*	Possible Points (Weight)	Provider Points Earned
--	------------------------------	---------------------------	--------------------------	------------------------

OPM Monitoring Reviews

Annual Comprehensive Reviews	84%	Not Yet Conducted		
Safety Reviews	89%	93%	15	13.88
Monitoring Sub-Total			15	13.88

CPA Safety Outcomes

Incidence of Maltreatment	0.11%	No Substantiated Reports	10	10.00
Staff Training	94%	100%	5	5.00
Staff Safety Checks	88%	100%	5	5.00
Safety Sub-Total			20	20.00

CPA Permanency Outcomes

Placement Stability	92%	100%	15	15.00
Permanency Sub-Total			15	15.00

CPA Well-Being Outcomes

EPSDT Medical Visits	85%	91%	4	3.64
EPSDT Dental Visits	83%	82%	4	3.28
Academic Supports	78%	79%	3	2.37
Provider ECEM Visits	89%	97%	7	6.79
Provider General Contacts	85%	97%	7	6.79
Placements with Siblings	68%	75%	Not Scored	Not Scored
Placements within Legal County	14%	Not Eligible	Not Scored	Not Scored
Well-Being Sub-Total			25	22.87

*Performance calculation descriptions can be found in the FY 2019 RBWO PBP Measurements and Standards Guide.

Monitoring & Outcomes: Possible Points = 75	Points Earned: 71.75
Score Before Incentives Credit	95.66%
Incentives Awarded	7.70 pts
PBP Verification	N/A pts
Total Score	103.36%



DHS, DFCS, Office of Provider Management
Performance-Based Placement Measures
RBWO Provider GA+SCORECARD - CPA



Report Quarter: Q1 FY2020

Provider/Program Name: United Methodist Children Home of the North GA Conference - Newnan (5365) - CPA

# New Foster Homes During Quarter: 3		# Children in Care During Quarter: 11	# Placements During Quarter: 11	# Children in Care On Last Day: 11
CPA Incentive Credits	Avg Performance All CPAs (%)	Provider Performance (%)*	Possible Points (Weight)	Provider Points Earned
Early EPSDT Medical Visits		Not Eligible	2	
Early EPSDT Dental Visits		60%	2	1.20
Permanency Contacts		None Planned	5	
Additional Academic Supports		0%	2	0.00
HS Grad/GED/Prof or Trade Certificate/College		N/A	10/5/5/1	
EYSS Agreement		Not Eligible	5	
Community Connections		0%	4	0.00
Foster Hm Retention Rate (threshold = 90)		67%	2	0.00
Foster Hm Recruitment (threshold = 100)		300%	2	2.00
Active Agency Accreditation		100%	4	4.00
Staff Clinical Licensure		10%	5	0.50
Incentives Total	6.21			7.70
Maximum total combined incentive credit allowed is 10 points.			Incentives Awarded	7.70

*Performance calculation descriptions can be found in the FY 2019 RBWO PBP Measurements and Standards Guide.

Child Protective Services Investigations and Dispositions

The following investigations data, which is not used for scoring but is considered significant to a provider's performance, is from Georgia SHINES and is not considered final or complete until the end of the fiscal year.

Total Reports:	0
Number Screened In:	0
Number Screened Out:	0
Number Substantiated:	0
Number Unsubstantiated:	0
Number Active CPS Investigations:	0



DHS, DFCS, Office of Provider Management
Performance-Based Placement Measures
RBWO Provider GA+SCORECARD - CPA



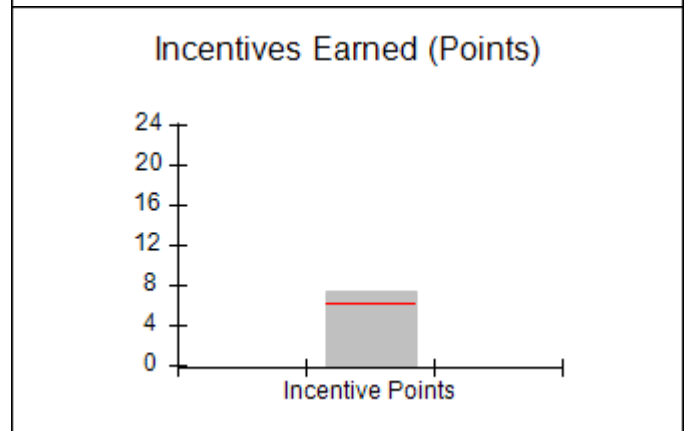
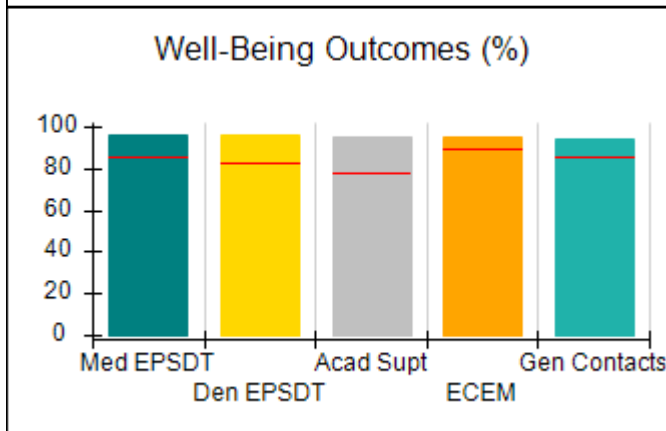
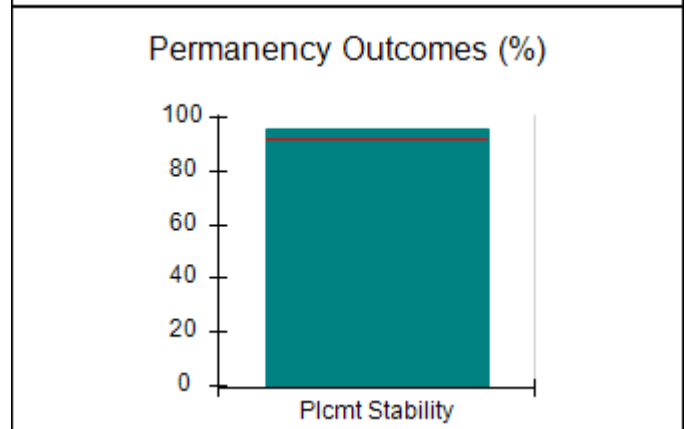
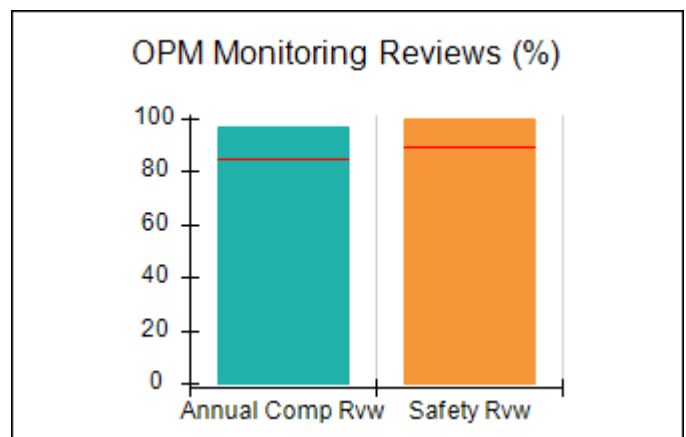
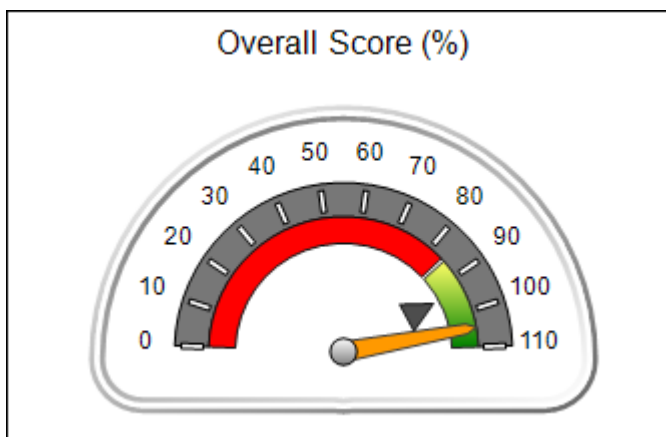
Report Quarter: Q1 FY2020

Provider/Program Name: Uniting Hope 4 Children - Loganville (5188) - CPA

1949 Highway 81, Loganville, GA 30052	Quarterly Scores (Grades)		Current Quarter Score (Grade)
Phone: 678-585-4686	Q1: 104.76 (A+)	Q2: N/A	104.76% (A+)
Vendor ID# 125643	Q3: N/A	Q4: N/A	
# New Foster Homes During Quarter: 7	# Children in Care During Quarter: 129	# Placements During Quarter: 132	# Children in Care On Last Day: 114

Quarterly Provider Comparisons to All CPAs

▼ — indicates average for all CPAs





DHS, DFCS, Office of Provider Management
Performance-Based Placement Measures
RBWO Provider GA+SCORECARD - CPA
Report Quarter: Q1 FY2020



Provider/Program Name: Uniting Hope 4 Children - Loganville (5188) - CPA

1949 Highway 81, Loganville, GA 30052	Quarterly Scores (Grades)		Current Quarter Score (Grade)
Phone: 678-585-4686	Q1: 104.76 (A+)	Q2: N/A	104.76% (A+)
Vendor ID# 125643	Q3: N/A	Q4: N/A	

# New Foster Homes During Quarter: 7	# Children in Care During Quarter: 129	# Placements During Quarter: 132	# Children in Care On Last Day: 114
--------------------------------------	--	----------------------------------	-------------------------------------

	Avg Performance All CPAs (%)	Provider Performance (%)*	Possible Points (Weight)	Provider Points Earned
--	------------------------------	---------------------------	--------------------------	------------------------

OPM Monitoring Reviews

Annual Comprehensive Reviews	84%	97%	25	24.20
Safety Reviews	89%	100%	15	15.00
Monitoring Sub-Total			40	39.20

CPA Safety Outcomes

Incidence of Maltreatment	0.11%	No Substantiated Reports	10	10.00
Staff Training	94%	100%	5	5.00
Staff Safety Checks	88%	100%	5	5.00
Safety Sub-Total			20	20.00

CPA Permanency Outcomes

Placement Stability	92%	96%	15	14.40
Permanency Sub-Total			15	14.40

CPA Well-Being Outcomes

EPSDT Medical Visits	85%	96%	4	3.84
EPSDT Dental Visits	83%	96%	4	3.84
Academic Supports	78%	95%	3	2.85
Provider ECEM Visits	89%	95%	7	6.65
Provider General Contacts	85%	94%	7	6.58
Placements with Siblings	68%	66%	Not Scored	Not Scored
Placements within Legal County	14%	36%	Not Scored	Not Scored
Well-Being Sub-Total			25	23.76

*Performance calculation descriptions can be found in the FY 2019 RBWO PBP Measurements and Standards Guide.

Monitoring & Outcomes: Possible Points = 100	Points Earned: 97.36
Score Before Incentives Credit	97.36%
Incentives Awarded	7.40 pts
PBP Verification	N/A pts
Total Score	104.76%



DHS, DFCS, Office of Provider Management
Performance-Based Placement Measures
RBWO Provider GA+SCORECARD - CPA
Report Quarter: Q1 FY2020



Provider/Program Name: Uniting Hope 4 Children - Loganville (5188) - CPA

# New Foster Homes During Quarter: 7		# Children in Care During Quarter: 129	# Placements During Quarter: 132	# Children in Care On Last Day: 114
CPA Incentive Credits	Avg Performance All CPAs (%)	Provider Performance (%)*	Possible Points (Weight)	Provider Points Earned
Early EPSDT Medical Visits		95%	2	1.90
Early EPSDT Dental Visits		89%	2	1.78
Permanency Contacts		0%	5	0.00
Additional Academic Supports		86%	2	1.72
HS Grad/GED/Prof or Trade Certificate/College		N/A	10/5/5/1	
EYSS Agreement		Not Eligible	5	
Community Connections		0%	4	0.00
Foster Hm Retention Rate (threshold = 90)		83%	2	0.00
Foster Hm Recruitment (threshold = 100)		175%	2	2.00
Active Agency Accreditation		0%	4	0.00
Staff Clinical Licensure		0%	5	0.00
Incentives Total	6.21			7.40
Maximum total combined incentive credit allowed is 10 points.			Incentives Awarded	7.40

*Performance calculation descriptions can be found in the FY 2019 RBWO PBP Measurements and Standards Guide.

Child Protective Services Investigations and Dispositions

The following investigations data, which is not used for scoring but is considered significant to a provider's performance, is from Georgia SHINES and is not considered final or complete until the end of the fiscal year.

Total Reports:	0
Number Screened In:	0
Number Screened Out:	0
Number Substantiated:	0
Number Unsubstantiated:	0
Number Active CPS Investigations:	0



DHS, DFCS, Office of Provider Management
Performance-Based Placement Measures
RBWO Provider GA+SCORECARD - CPA



Report Quarter: Q1 FY2020

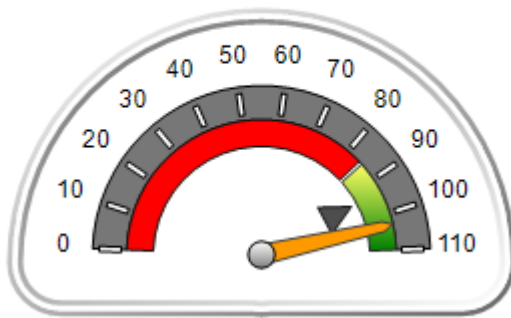
Provider/Program Name: Universal Health Services of Savannah - Coastal Harbor Families (990) - CPA

1150 Cornell Avenue, Savannah, GA 31406	Quarterly Scores (Grades)		Current Quarter Score (Grade)
Phone: 912-354-3911	Q1: 103.18 (A+)	Q2: N/A	103.18% (A+)
Vendor ID# 44182	Q3: N/A	Q4: N/A	
# New Foster Homes During Quarter: 1	# Children in Care During Quarter: 58	# Placements During Quarter: 61	# Children in Care On Last Day: 40

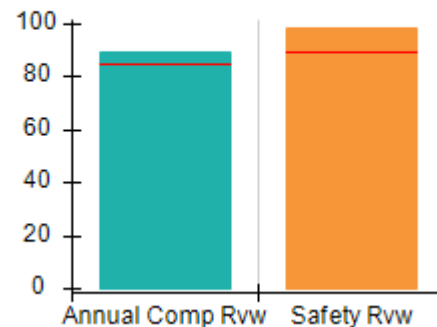
Quarterly Provider Comparisons to All CPAs

▼ — indicates average for all CPAs

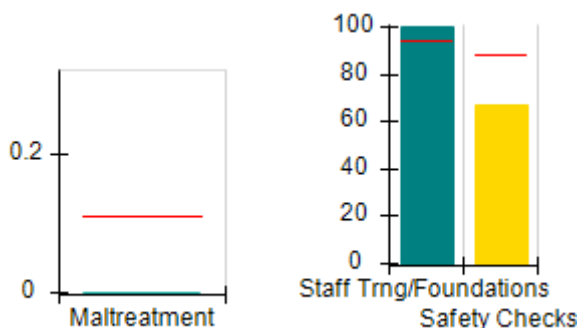
Overall Score (%)



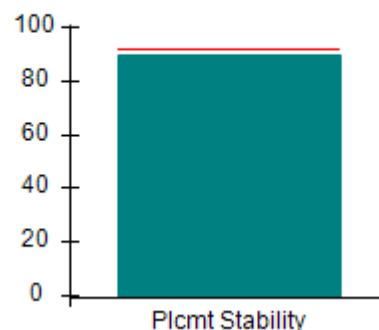
OPM Monitoring Reviews (%)



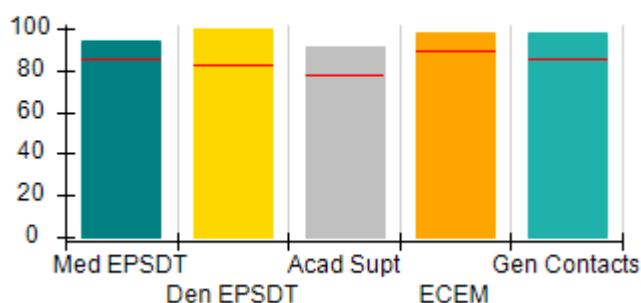
Safety Outcomes (%)



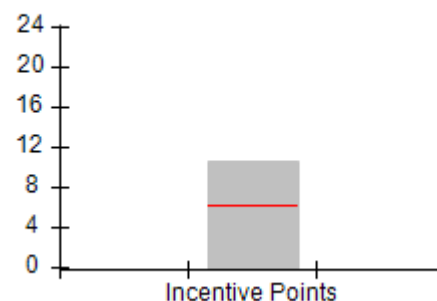
Permanency Outcomes (%)



Well-Being Outcomes (%)



Incentives Earned (Points)





Performance-Based Placement Measures RBWO Provider GA+SCORECARD - CPA

Report Quarter: Q1 FY2020

Provider/Program Name: Universal Health Services of Savannah - Coastal Harbor Families (990) - CPA				
1150 Cornell Avenue, Savannah, GA 31406		Quarterly Scores (Grades)		Current Quarter Score (Grade)
Phone: 912-354-3911		Q1: 103.18 (A+)	Q2: N/A	103.18% (A+)
Vendor ID# 44182		Q3: N/A	Q4: N/A	
# New Foster Homes During Quarter: 1		# Children in Care During Quarter: 58	# Placements During Quarter: 61	# Children in Care On Last Day: 40
	Avg Performance All CPAs (%)	Provider Performance (%)*	Possible Points (Weight)	Provider Points Earned
OPM Monitoring Reviews				
Annual Comprehensive Reviews	84%	89%	25	22.37
Safety Reviews	89%	98%	15	14.75
Monitoring Sub-Total			40	37.12
CPA Safety Outcomes				
Incidence of Maltreatment	0.11%	No Substantiated Reports	10	10.00
Staff Training	94%	100%	5	5.00
Staff Safety Checks	88%	67%	5	3.35
Safety Sub-Total			20	18.35
CPA Permanency Outcomes				
Placement Stability	92%	90%	15	13.50
Permanency Sub-Total			15	13.50
CPA Well-Being Outcomes				
EPSDT Medical Visits	85%	94%	4	3.76
EPSDT Dental Visits	83%	100%	4	4.00
Academic Supports	78%	91%	3	2.73
Provider ECEM Visits	89%	98%	7	6.86
Provider General Contacts	85%	98%	7	6.86
Placements with Siblings	68%	67%	Not Scored	Not Scored
Placements within Legal County	14%	15%	Not Scored	Not Scored
Well-Being Sub-Total			25	24.21
*Performance calculation descriptions can be found in the FY 2019 RBWO PBP Measurements and Standards Guide.				
Monitoring & Outcomes: Possible Points = 100			Points Earned: 93.18	
Score Before Incentives Credit			93.18%	
Incentives Awarded			10.00 pts	
PBP Verification			N/A pts	
Total Score			103.18%	



DHS, DFCS, Office of Provider Management
Performance-Based Placement Measures
RBWO Provider GA+SCORECARD - CPA



Report Quarter: Q1 FY2020

Provider/Program Name: Universal Health Services of Savannah - Coastal Harbor Families (990) - CPA

# New Foster Homes During Quarter: 1		# Children in Care During Quarter: 58	# Placements During Quarter: 61	# Children in Care On Last Day: 40
CPA Incentive Credits	Avg Performance All CPAs (%)	Provider Performance (%)*	Possible Points (Weight)	Provider Points Earned
Early EPSDT Medical Visits		80%	2	1.60
Early EPSDT Dental Visits		100%	2	2.00
Permanency Contacts		0%	5	0.00
Additional Academic Supports		0%	2	0.00
HS Grad/GED/Prof or Trade Certificate/College		N/A	10/5/5/1	
EYSS Agreement		100%	5	5.00
Community Connections		0%	4	0.00
Foster Hm Retention Rate (threshold = 90)		90%	2	2.00
Foster Hm Recruitment (threshold = 100)		25%	2	0.00
Active Agency Accreditation		0%	4	0.00
Staff Clinical Licensure		0%	5	0.00
Incentives Total	6.21			10.60
Maximum total combined incentive credit allowed is 10 points.			Incentives Awarded	10.00

*Performance calculation descriptions can be found in the FY 2019 RBWO PBP Measurements and Standards Guide.

Child Protective Services Investigations and Dispositions

The following investigations data, which is not used for scoring but is considered significant to a provider's performance, is from Georgia SHINES and is not considered final or complete until the end of the fiscal year.

Total Reports:	0
Number Screened In:	0
Number Screened Out:	0
Number Substantiated:	0
Number Unsubstantiated:	0
Number Active CPS Investigations:	0



DHS, DFCS, Office of Provider Management
Performance-Based Placement Measures
RBWO Provider GA+SCORECARD - CPA



Report Quarter: Q1 FY2020

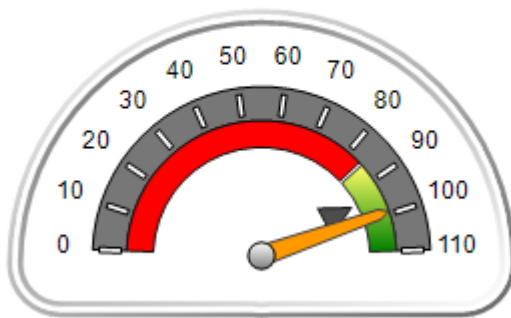
Provider/Program Name: WinShape Foster Care, LLC - (5225) - CPA

5295 Buffington Road, Atlanta, GA 30349	Quarterly Scores (Grades)		Current Quarter Score (Grade)
Phone: 4047652576	Q1: 99.27 (A+)	Q2: N/A	99.27% (A+)
Vendor ID# 144122	Q3: N/A	Q4: N/A	
# New Foster Homes During Quarter: 1	# Children in Care During Quarter: 18	# Placements During Quarter: 18	# Children in Care On Last Day: 18

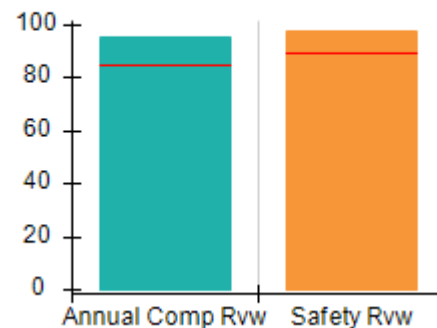
Quarterly Provider Comparisons to All CPAs

— indicates average for all CPAs

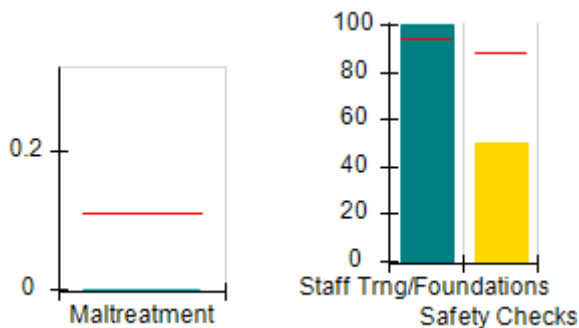
Overall Score (%)



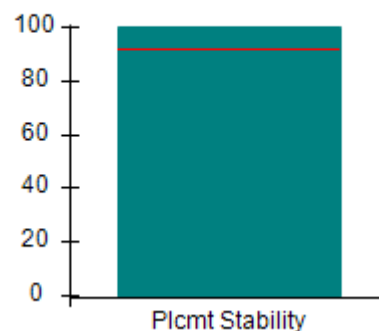
OPM Monitoring Reviews (%)



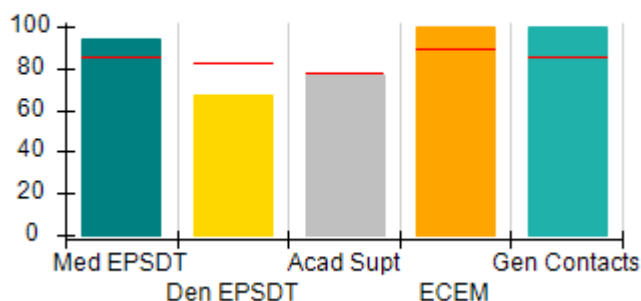
Safety Outcomes (%)



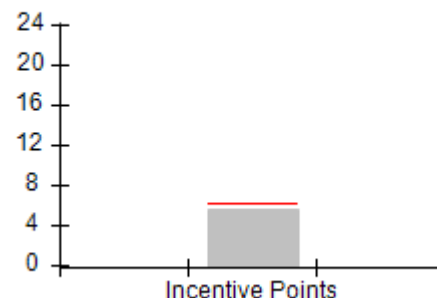
Permanency Outcomes (%)



Well-Being Outcomes (%)



Incentives Earned (Points)





DHS, DFCS, Office of Provider Management
Performance-Based Placement Measures
RBWO Provider GA+SCORECARD - CPA
Report Quarter: Q1 FY2020



Provider/Program Name: WinShape Foster Care, LLC - (5225) - CPA

5295 Buffington Road, Atlanta, GA 30349	Quarterly Scores (Grades)		Current Quarter Score (Grade)
Phone: 4047652576	Q1: 99.27 (A+)	Q2: N/A	99.27% (A+)
Vendor ID# 144122	Q3: N/A	Q4: N/A	

# New Foster Homes During Quarter: 1	# Children in Care During Quarter: 18	# Placements During Quarter: 18	# Children in Care On Last Day: 18
--------------------------------------	---------------------------------------	---------------------------------	------------------------------------

	Avg Performance All CPAs (%)	Provider Performance (%)*	Possible Points (Weight)	Provider Points Earned
--	------------------------------	---------------------------	--------------------------	------------------------

OPM Monitoring Reviews

Annual Comprehensive Reviews	84%	95%	25	23.76
Safety Reviews	89%	98%	15	14.63
Monitoring Sub-Total			40	38.38

CPA Safety Outcomes

Incidence of Maltreatment	0.11%	No Substantiated Reports	10	10.00
Staff Training	94%	100%	5	5.00
Staff Safety Checks	88%	50%	5	2.50
Safety Sub-Total			20	17.50

CPA Permanency Outcomes

Placement Stability	92%	100%	15	15.00
Permanency Sub-Total			15	15.00

CPA Well-Being Outcomes

EPSDT Medical Visits	85%	94%	4	3.76
EPSDT Dental Visits	83%	67%	4	2.68
Academic Supports	78%	77%	3	2.31
Provider ECEM Visits	89%	100%	7	7.00
Provider General Contacts	85%	100%	7	7.00
Placements with Siblings	68%	100%	Not Scored	Not Scored
Placements within Legal County	14%	0%	Not Scored	Not Scored
Well-Being Sub-Total			25	22.75

*Performance calculation descriptions can be found in the FY 2019 RBWO PBP Measurements and Standards Guide.

Monitoring & Outcomes: Possible Points = 100	Points Earned: 93.63
Score Before Incentives Credit	93.63%
Incentives Awarded	5.64 pts
PBP Verification	N/A pts
Total Score	99.27%



DHS, DFCS, Office of Provider Management
Performance-Based Placement Measures
RBWO Provider GA+SCORECARD - CPA
Report Quarter: Q1 FY2020



Provider/Program Name: WinShape Foster Care, LLC - (5225) - CPA

# New Foster Homes During Quarter: 1		# Children in Care During Quarter: 18	# Placements During Quarter: 18	# Children in Care On Last Day: 18
CPA Incentive Credits	Avg Performance All CPAs (%)	Provider Performance (%)*	Possible Points (Weight)	Provider Points Earned
Early EPSDT Medical Visits		Not Eligible	2	
Early EPSDT Dental Visits		57%	2	1.14
Permanency Contacts		0%	5	0.00
Additional Academic Supports		0%	2	0.00
HS Grad/GED/Prof or Trade Certificate/College		N/A	10/5/5/1	
EYSS Agreement		Not Eligible	5	
Community Connections		0%	4	0.00
Foster Hm Retention Rate (threshold = 90)		92%	2	2.00
Foster Hm Recruitment (threshold = 100)		100%	2	2.00
Active Agency Accreditation		0%	4	0.00
Staff Clinical Licensure		10%	5	0.50
Incentives Total	6.21			5.64
Maximum total combined incentive credit allowed is 10 points.			Incentives Awarded	5.64

*Performance calculation descriptions can be found in the FY 2019 RBWO PBP Measurements and Standards Guide.

Child Protective Services Investigations and Dispositions

The following investigations data, which is not used for scoring but is considered significant to a provider's performance, is from Georgia SHINES and is not considered final or complete until the end of the fiscal year.

Total Reports:	0
Number Screened In:	0
Number Screened Out:	0
Number Substantiated:	0
Number Unsubstantiated:	0
Number Active CPS Investigations:	0