



# RBWO Provider GA+SCORECARD - ILP/TLP

Performance-Based Placement Measures

## FY 2016 Qtr 1

Office of Provider Management,  
Georgia Department of Human Services

Care Solutions, Inc.



**Table of Contents**

<b>Provider</b>	<b>Page</b>
A Change Generation - (5202) - CCI	1
Beth-Ester Ministries - Restoration House ILP (5170) - CCI	4
Carl Malone Foundation, Inc. - Mercy's Door - IV (5142) - CCI	7
Carrie Steele-Pitts Home, Inc. - Independent Living (5129) - CCI	10
Center for Children and Young Adults, The - ILP Prep TLP (5114) - CCI	13
Center for Children and Young Adults, The - Life Works TLP (580) - CCI	16
Champion House - (5212) - CCI	19
CHRIS 180 Inc. - Summit Trail Boys ILP (4675) - CCI	22
CHRIS 180 Inc. - Summit Trail Girls ILP (4674) - CCI	25
Devereux GA Treatment Network - Project Plus (4429) - CCI	28
Elks Aidmore Children's Center - Transitional Living Program (629) - CCI	31
Embracing Communities, Inc. - ILP (5198) - CCI	34
ENA, Inc., dba NECCO (formerly GA SAFE) - Albany ILP (5171) - CCI	37
ENA, Inc., dba NECCO (formerly GA SAFE) - Jonesboro ILP (5136) - CCI	40
ENA, Inc., dba NECCO (formerly GA SAFE) - Macon ILP (5172) - CCI	43
ENA, Inc., dba NECCO (formerly GA SAFE) - Martinez ILP (5137) - CCI	46
Exquisite Care - ILP (5195) - CCI	49
Families First - Transitional Living Program (643) - CCI	52
Goshen Valley Foundation - Goshen New Beginnings ILP (5130) - CCI	55
Greenbriar Children's Center - ILP Program (5118) - CCI	58
Gwinnett Children's Shelter - Girls Teen Development Program (1029) - CCI	61
Haven Heart's Community Development Center - Have A Heart For Haven (5151) - CCI	64
Haven Heart's Community Development Center - Making A Difference (5152) - CCI	67
House of Dawn - ILP (5155) - CCI	70
Light of Hope and Love Ministry, Inc. - Heritage House (5143) - CCI	73
Little Debbie's Second Chance Home, Inc. - TLP (967) - CCI	76
Madi's House - Madi's House (5180) - CCI	79
North Georgia Angel House - TLP (5126) - CCI	82
Open Door Home - Boys ILP (5132) - CCI	85
Open Door Home - Girls ILP (5131) - CCI	88
Refuge Community Development - Second Chapter (5184) - CCI	91
Seeds of Excellence - ILP (5192) - CCI	94
Stroman Account & Property - ILP College Park (5157) - CCI	97
Stroman Account & Property - ILP Union City (5156) - CCI	100
Turning Point Homes - Independent Living Program (832) - CCI	103



**RBWO Provider GA+SCORECARD - ILP/TLP**  
**FY2016 - Quarter 1**



**Table of Contents**

<b>Provider</b>	<b>Page</b>
United Methodist Children Home of the North GA Conference - Independent Living Program (4428) - CCI	106
United Methodist Children Home of the North GA Conference - On-Campus Transitional Living Program (Hybrid) (849) - CCI	109
Vanessa's Place - ILP (5177) - CCI	112
Weekes House, Inc. - Weekes House (5178) - CCI	115
Wellspring Living, Inc. - ILP (5210) - CCI	118



# Performance-Based Placement Measures RBWO Provider GA+SCORECARD - ILP/TLP

Report Quarter: Q1 FY2016

**Provider/Program Name: A Change Generation - (5202) - CCI**

100 Walden Brook Drive, Lithonia, GA 30038

Phone: 470-282-3187

Vendor ID# 132165

## Quarterly Scores (Grades)

Q1: 100.00 (A+)

Q2: 44.13 (F)

Q3: 62.67 (D-)

Q4: 72.13 (C-)

## Current Quarter Score (Grade)

100.00%

(A+)

Program Census Information:

# Children in Care During Quarter: 3

# Placements During Quarter: 3

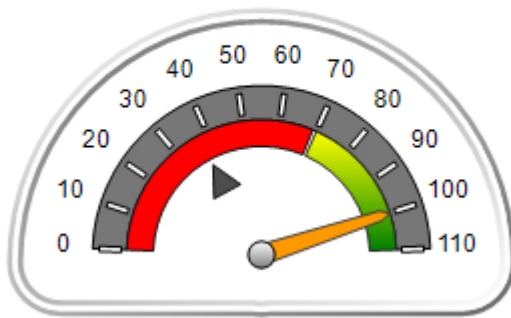
# Children in Care On Last Day: 3

## Quarterly Provider Comparisons to All ILP/TLPs

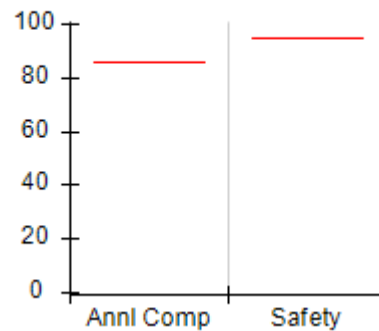
■■■■■■■■ indicates MalTx Threshold

▼ indicates average for all ILP/TLPs

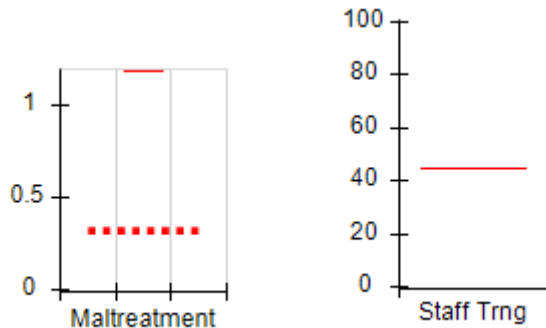
### Overall Score (%)



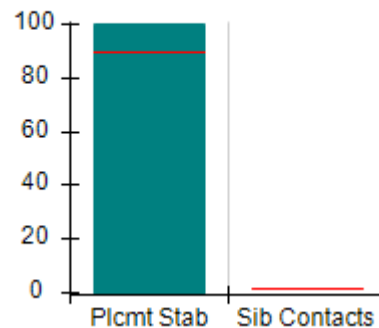
### OPM Monitoring Reviews (%)



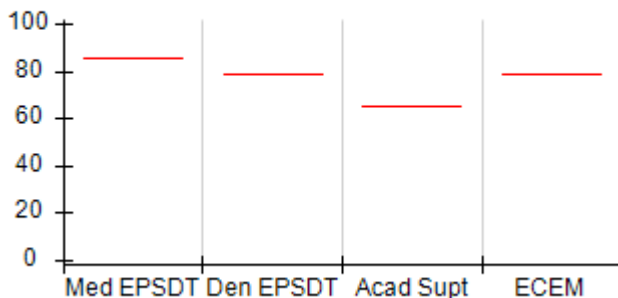
### Safety Outcomes (%)



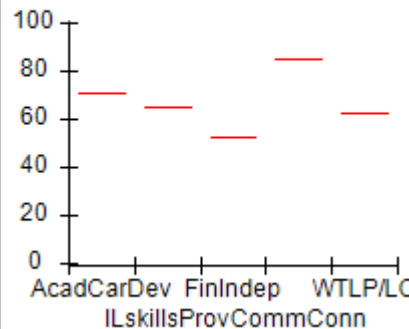
### Permanency Outcomes (%)



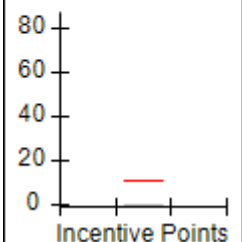
### Well-Being Outcomes (%)



### ILP/TLP Outcomes (%)



### Incentives Earned (Points)





# Performance-Based Placement Measures

## RBWO Provider GA+SCORECARD - ILP/TLP

Report Quarter: Q1 FY2016

**Provider/Program Name: A Change Generation - (5202) - CCI**

<b>100 Walden Brook Drive, Lithonia, GA 30038</b>  <b>Phone: 470-282-3187</b>  <b>Vendor ID# 132165</b>	Quarterly Scores (Grades)		Current Quarter Score (Grade)
	Q1: 100.00 (A+)	Q2: 44.13 (F)	<b>100.00%</b> <b>(A+)</b>
	Q3: 62.67 (D-)	Q4: 72.13 (C-)	

Program Census Information:	# Children in Care During Quarter: 3	# Placements During Quarter: 3	# Children in Care On Last Day: 3
-----------------------------	--------------------------------------	--------------------------------	-----------------------------------

	Avg Performance All ILP/TLPs (%)	Provider Performance (%)*	Possible Points (Weight)	Provider Points Earned
--	----------------------------------	---------------------------	--------------------------	------------------------

**OPM Monitoring Reviews**

Annual Comprehensive Reviews	86%	Not Yet Conducted		
Safety Reviews	95%	Not Yet Conducted		
<b>Monitoring Sub-Total</b>				<b>0.00</b>

**ILP/TLP Safety Outcomes**

Incidence of Maltreatment	1.18%	Not Eligible		
Staff Training	44%	Not Eligible		
<b>Safety Sub-Total</b>			<b>N/A</b>	

**ILP/TLP Permanency Outcomes**

Placement Stability	90%	100%	6	6.00
Sibling Contacts	2%	None Planned		
<b>Permanency Sub-Total</b>			<b>6</b>	<b>6.00</b>

**ILP/TLP Well-Being Outcomes**

EPSDT Medical Visits	85%	Not Eligible		
EPSDT Dental Visits	79%	Not Eligible		
Academic Supports	65%	Not Eligible		
Provider ECEM Visits	79%	Not Eligible		
<b>Well-Being Sub-Total</b>			<b>N/A</b>	

**ILP/TLP Specialty Outcomes**

Academic/Career Development	71%	Not Eligible		
Ind Living Skills Provision	65%	Not Eligible		
Financial Independence	52%	Not Eligible		
Community Connections	85%	Not Eligible		
WTLP/Life Coach	62%	Not Eligible		
<b>Specialty Sub-Total</b>			<b>N/A</b>	

\*Performance calculation descriptions can be found in the FY 2016 RBWO PBP Measurements and Standards Guide.

<b>Monitoring &amp; Outcomes: Possible Points = 6</b>	<b>Points Earned = 06.00</b>
<b>Score Before Incentives Credit</b>	<b>100.00%</b>
<b>Incentives Awarded</b>	<b>00.00 pts</b>



**DHS, DFCS, Office of Provider Management**  
**Performance-Based Placement Measures**  
**RBWO Provider GA+SCORECARD - ILP/TLP**  
**Report Quarter: Q1 FY2016**



<b>PBP Verification</b>	<b>N/A pts</b>
<b>Total Score</b>	<b>100.00%</b>

**Provider/Program Name: A Change Generation - (5202) - CCI**

Program Census Information:		# Children in Care During Quarter: 3	# Placements During Quarter: 3	# Children in Care On Last Day: 3
ILP/TLP Incentive Credits	Avg Performance All ILP/TLPs (Points)	Provider Performance (%)*	Possible Points (Weight)	Provider Points Earned
No DJJ or DOC Involvement		Not Eligible	5	
Extended Foster Care Services		Not Eligible	5	
Positive Permanency Connections		Not Eligible	5	
High School Graduation/College Participation/Professional Certification		Not Eligible	20	
Part-Time Employment with Medical Benefits		Not Eligible	20	
Living Arrangements at Discharge		Not Eligible	20	
Additional Academic Supports		Not Eligible	2	
Additional IL Skills Provision		Not Eligible	5	
Active Agency Accreditation		0%	4	0.00
Staff Clinical Licensure		0%	5	0.00
<b>Incentives Total</b>	<b>10.94</b>		<b>91</b>	<b>0.00</b>

\*Performance calculation descriptions can be found in the FY 2016 RBWO PBP Measurements and Standards Guide.

**Child Protective Services Investigations and Dispositions**

The following investigations data, which is not used for scoring but is considered significant to a provider's performance, is from Georgia SHINES and is not considered final or complete until the end of the fiscal year.

Total Reports:	0
Number Screened In:	0
Number Screened Out:	0
Number Substantiated:	0
Number Unsubstantiated:	0
Number Active CPS Investigations:	0



# Performance-Based Placement Measures RBWO Provider GA+SCORECARD - ILP/TLP

Report Quarter: Q1 FY2016

**Provider/Program Name: Beth-Ester Ministries - Restoration House ILP (5170) - CCI**

163 Hasting St., Newnan, GA 30263

Phone: 678-423-4193

Vendor ID# 115537

Quarterly Scores (Grades)

Q1: 70.15 (C-)

Q2: 35.86 (F)

Q3: 56.82 (F)

Q4: 66.90 (D)

Current Quarter Score (Grade)

70.15%

(C-)

Program Census Information:

# Children in Care During Quarter: 3

# Placements During Quarter: 3

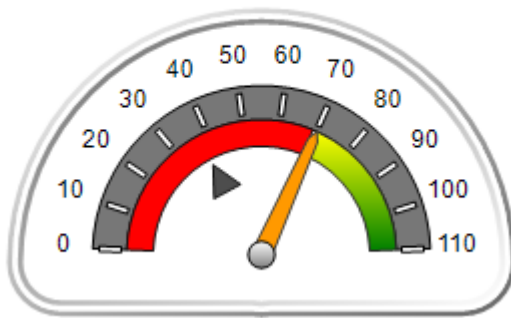
# Children in Care On Last Day: 2

## Quarterly Provider Comparisons to All ILP/TLPs

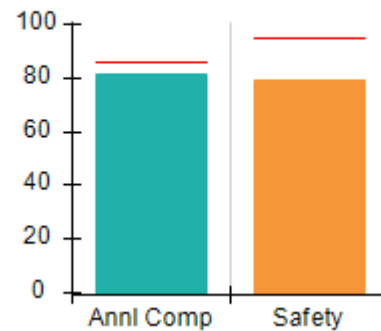
■■■■■■■■ indicates MalTx Threshold

▼ indicates average for all ILP/TLPs

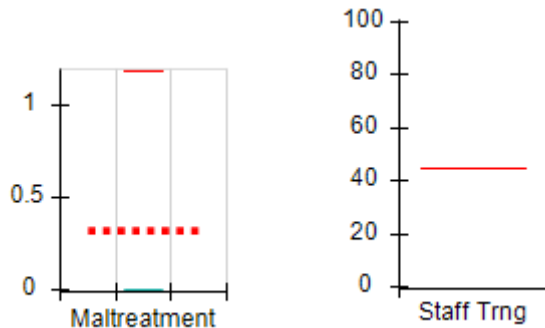
Overall Score (%)



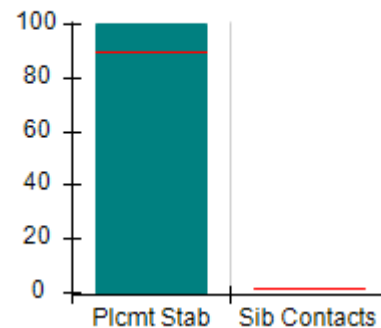
OPM Monitoring Reviews (%)



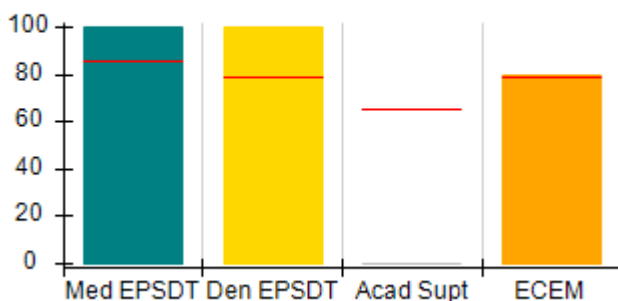
Safety Outcomes (%)



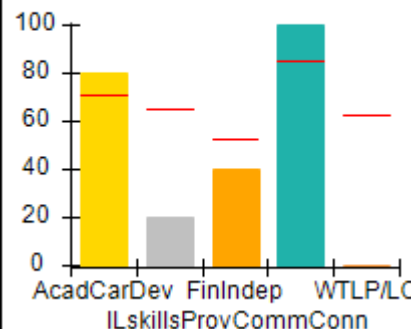
Permanency Outcomes (%)



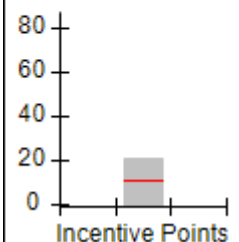
Well-Being Outcomes (%)



ILP/TLP Outcomes (%)



Incentives Earned (Points)





# Performance-Based Placement Measures RBWO Provider GA+SCORECARD - ILP/TLP

Report Quarter: Q1 FY2016

Provider/Program Name: Beth-Ester Ministries - Restoration House ILP (5170) - CCI				
163 Hasting St., Newnan, GA 30263 Phone: 678-423-4193 Vendor ID# 115537		Quarterly Scores (Grades)		Current Quarter Score (Grade)
		Q1: 70.15 (C-)	Q2: 35.86 (F)	70.15% (C-)
		Q3: 56.82 (F)	Q4: 66.90 (D)	
Program Census Information:		# Children in Care During Quarter: 3	# Placements During Quarter: 3	# Children in Care On Last Day: 2
	Avg Performance All ILP/TLPs (%)	Provider Performance (%)*	Possible Points (Weight)	Provider Points Earned
<b>OPM Monitoring Reviews</b>				
Annual Comprehensive Reviews	86%	81%	15	12.20
Safety Reviews	95%	79%	5	3.95
<b>Monitoring Sub-Total</b>			<b>20</b>	<b>16.15</b>
<b>ILP/TLP Safety Outcomes</b>				
Incidence of Maltreatment	1.18%	No Substantiated Reports	8	8.00
Staff Training	44%	Not Eligible		
<b>Safety Sub-Total</b>			<b>8</b>	<b>8.00</b>
<b>ILP/TLP Permanency Outcomes</b>				
Placement Stability	90%	100%	6	6.00
Sibling Contacts	2%	None Planned		
<b>Permanency Sub-Total</b>			<b>6</b>	<b>6.00</b>
<b>ILP/TLP Well-Being Outcomes</b>				
EPSDT Medical Visits	85%	100%	4	4.00
EPSDT Dental Visits	79%	100%	4	4.00
Academic Supports	65%	0%	3	0.00
Provider ECEM Visits	79%	80%	5	4.00
<b>Well-Being Sub-Total</b>			<b>16</b>	<b>12.00</b>
<b>ILP/TLP Specialty Outcomes</b>				
Academic/Career Development	71%	80%	10	8.00
Ind Living Skills Provision	65%	20%	15	3.00
Financial Independence	52%	40%	5	2.00
Community Connections	85%	100%	5	5.00
WTLP/Life Coach	62%	0%	15	0.00
<b>Specialty Sub-Total</b>			<b>50</b>	<b>18.00</b>
*Performance calculation descriptions can be found in the FY 2016 RBWO PBP Measurements and Standards Guide.				

Monitoring &amp; Outcomes: Possible Points = 100

Points Earned = 60.15

Score Before Incentives Credit

60.15%





# Performance-Based Placement Measures RBWO Provider GA+SCORECARD - ILP/TLP

Report Quarter: Q1 FY2016

Incentives Awarded	10.00 pts
PBP Verification	N/A pts
<b>Total Score</b>	<b>70.15%</b>

**Provider/Program Name: Beth-Ester Ministries - Restoration House ILP (5170) - CCI**

Program Census Information:		# Children in Care During Quarter: 3	# Placements During Quarter: 3	# Children in Care On Last Day: 2
ILP/TLP Incentive Credits	Avg Performance All ILP/TLPs (Points)	Provider Performance (%)*	Possible Points (Weight)	Provider Points Earned
No DJJ or DOC Involvement		0%	5	0.00
Extended Foster Care Services		Not Eligible	5	
Positive Permanency Connections		0%	5	0.00
High School Graduation/College Participation/Professional Certification		0%	20	0.00
Part-Time Employment with Medical Benefits		100%	20	20.00
Living Arrangements at Discharge		0%	20	0.00
Additional Academic Supports		0%	2	0.00
Additional IL Skills Provision		20%	5	1.00
Active Agency Accreditation		0%	4	0.00
Staff Clinical Licensure		0%	5	0.00
<b>Incentives Total</b>	<b>10.94</b>		<b>91</b>	<b>21.00</b>

\*Performance calculation descriptions can be found in the FY 2016 RBWO PBP Measurements and Standards Guide.

**Child Protective Services Investigations and Dispositions**

The following investigations data, which is not used for scoring but is considered significant to a provider's performance, is from Georgia SHINES and is not considered final or complete until the end of the fiscal year.

Total Reports:	0	
Number Screened In:	0	
Number Screened Out:	0	
Number Substantiated:	0	
Number Unsubstantiated:	0	
Number Active CPS Investigations:	0	



# Performance-Based Placement Measures RBWO Provider GA+SCORECARD - ILP/TLP

Report Quarter: Q1 FY2016

**Provider/Program Name: Carl Malone Foundation, Inc. - Mercy's Door - IV (5142) - CCI**

805 Happy St, Dalton, GA 30721

Phone: 706-277-4883

Vendor ID# 115539

Quarterly Scores (Grades)

Q1: 83.61 (B-)

Q2: 86.86 (B)

Q3: 102.86 (A+)

Q4: 88.76 (B+)

Current Quarter Score (Grade)

83.61%

(B-)

Program Census Information:

# Children in Care During Quarter: 4

# Placements During Quarter: 4

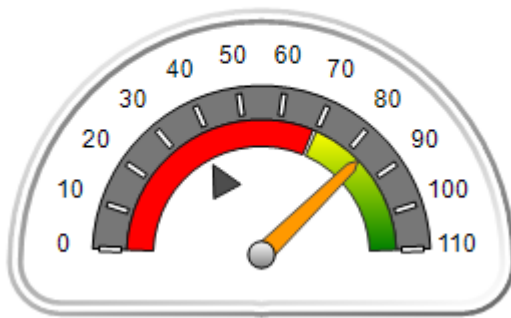
# Children in Care On Last Day: 2

## Quarterly Provider Comparisons to All ILP/TLPs

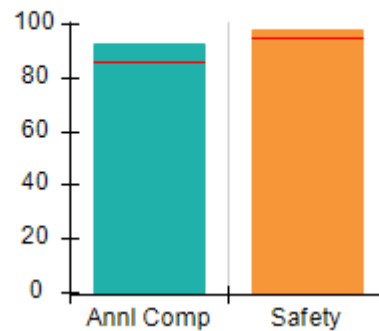
■■■■■■■■ indicates MalTx Threshold

▼ indicates average for all ILP/TLPs

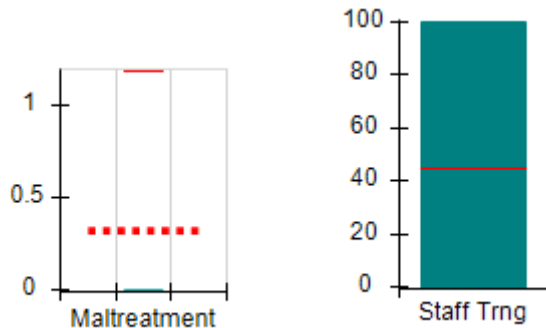
Overall Score (%)



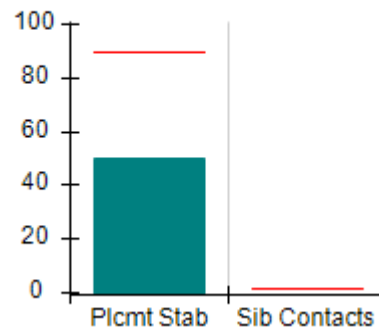
OPM Monitoring Reviews (%)



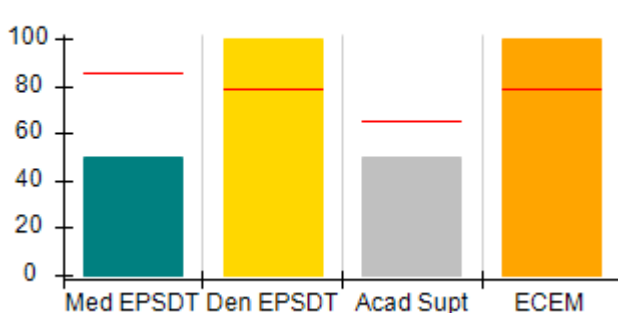
Safety Outcomes (%)



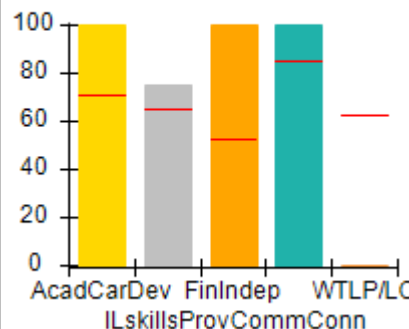
Permanency Outcomes (%)



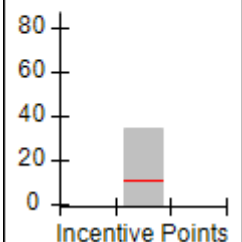
Well-Being Outcomes (%)



ILP/TLP Outcomes (%)



Incentives Earned (Points)





# Performance-Based Placement Measures

## RBWO Provider GA+SCORECARD - ILP/TLP

Report Quarter: Q1 FY2016

<b>Provider/Program Name: Carl Malone Foundation, Inc. - Mercy's Door - IV (5142) - CCI</b>				
805 Happy St, Dalton, GA 30721		Quarterly Scores (Grades)		Current Quarter Score (Grade)
Phone: 706-277-4883		Q1: 83.61 (B-)	Q2: 86.86 (B)	<b>83.61%</b> <b>(B-)</b>
Vendor ID# 115539		Q3: 102.86 (A+)	Q4: 88.76 (B+)	
Program Census Information:		# Children in Care During Quarter: 4	# Placements During Quarter: 4	# Children in Care On Last Day: 2
	Avg Performance All ILP/TLPs (%)	Provider Performance (%)*	Possible Points (Weight)	Provider Points Earned
<b>OPM Monitoring Reviews</b>				
Annual Comprehensive Reviews	86%	93%	15	13.95
Safety Reviews	95%	98%	5	4.91
<b>Monitoring Sub-Total</b>			<b>20</b>	<b>18.86</b>
<b>ILP/TLP Safety Outcomes</b>				
Incidence of Maltreatment	1.18%	No Substantiated Reports	3	3.00
Staff Training	44%	100%	5	5.00
<b>Safety Sub-Total</b>			<b>8</b>	<b>8.00</b>
<b>ILP/TLP Permanency Outcomes</b>				
Placement Stability	90%	50%	6	3.00
Sibling Contacts	2%	None Planned		
<b>Permanency Sub-Total</b>			<b>6</b>	<b>3.00</b>
<b>ILP/TLP Well-Being Outcomes</b>				
EPSDT Medical Visits	85%	50%	4	2.00
EPSDT Dental Visits	79%	100%	4	4.00
Academic Supports	65%	50%	3	1.50
Provider ECEM Visits	79%	100%	5	5.00
<b>Well-Being Sub-Total</b>			<b>16</b>	<b>12.50</b>
<b>ILP/TLP Specialty Outcomes</b>				
Academic/Career Development	71%	100%	10	10.00
Ind Living Skills Provision	65%	75%	15	11.25
Financial Independence	52%	100%	5	5.00
Community Connections	85%	100%	5	5.00
WTLP/Life Coach	62%	0%	15	0.00
<b>Specialty Sub-Total</b>			<b>50</b>	<b>31.25</b>
*Performance calculation descriptions can be found in the FY 2016 RBWO PBP Measurements and Standards Guide.				

Monitoring &amp; Outcomes: Possible Points = 100

Points Earned = 73.61

Score Before Incentives Credit

73.61%



## Performance-Based Placement Measures

### RBWO Provider GA+SCORECARD - ILP/TLP

Report Quarter: Q1 FY2016

<b>Incentives Awarded</b>	<b>10.00 pts</b>
<b>PBP Verification</b>	<b>N/A pts</b>
<b>Total Score</b>	<b>83.61%</b>

#### Provider/Program Name: Carl Malone Foundation, Inc. - Mercy's Door - IV (5142) - CCI

Program Census Information:		# Children in Care During Quarter: 4	# Placements During Quarter: 4	# Children in Care On Last Day: 2
ILP/TLP Incentive Credits	Avg Performance All ILP/TLPs (Points)	Provider Performance (%)*	Possible Points (Weight)	Provider Points Earned
No DJJ or DOC Involvement		100%	5	5.00
Extended Foster Care Services		100%	5	5.00
Positive Permanency Connections		0%	5	0.00
High School Graduation/College Participation/Professional Certification		100%	20	20.00
Part-Time Employment with Medical Benefits		0%	20	0.00
Living Arrangements at Discharge		0%	20	0.00
Additional Academic Supports		0%	2	0.00
Additional IL Skills Provision		75%	5	3.75
Active Agency Accreditation		0%	4	0.00
Staff Clinical Licensure		10%	5	0.50
<b>Incentives Total</b>	<b>10.94</b>		<b>91</b>	<b>34.25</b>

\*Performance calculation descriptions can be found in the FY 2016 RBWO PBP Measurements and Standards Guide.

#### Child Protective Services Investigations and Dispositions

The following investigations data, which is not used for scoring but is considered significant to a provider's performance, is from Georgia SHINES and is not considered final or complete until the end of the fiscal year.

Total Reports:	0	
Number Screened In:	0	
Number Screened Out:	0	
Number Substantiated:	0	
Number Unsubstantiated:	0	
Number Active CPS Investigations:	0	



# Performance-Based Placement Measures RBWO Provider GA+SCORECARD - ILP/TLP

Report Quarter: Q1 FY2016

**Provider/Program Name: Carrie Steele-Pitts Home, Inc. - Independent Living (5129) - CCI**

667 Fairburn Rd., NW, Atlanta, GA 30331

Phone: 404-691-5187

Vendor ID# 109513

Program Census Information:

# Children in Care During  
Quarter: 5

# Placements During  
Quarter: 5

# Children in Care On Last  
Day: 5

Quarterly Scores (Grades)

Q1: 81.90 (B-)

Q2: 90.45 (A-)

Q3: 86.70 (B)

Q4: 80.10 (B-)

Current Quarter Score  
(Grade)

81.90%

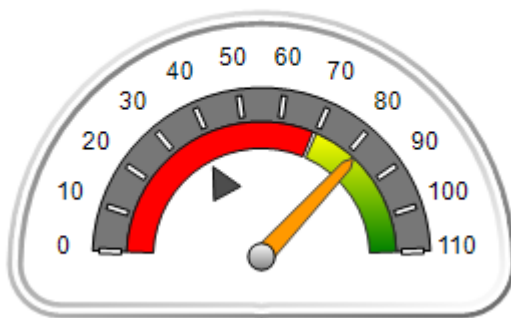
(B-)

## Quarterly Provider Comparisons to All ILP/TLPs

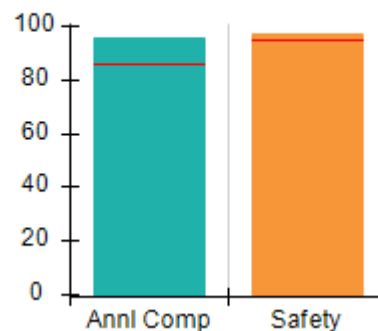
■■■■■■■■ indicates MalTx Threshold

▼ indicates average for all ILP/TLPs

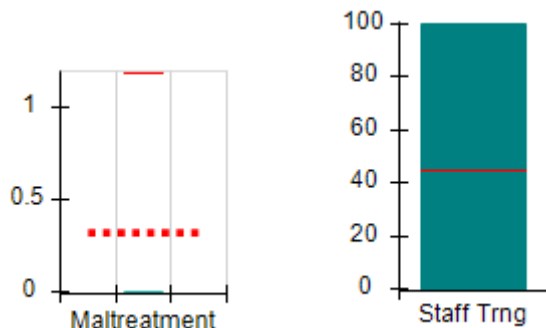
Overall Score (%)



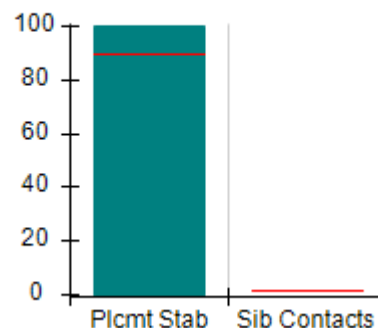
OPM Monitoring Reviews (%)



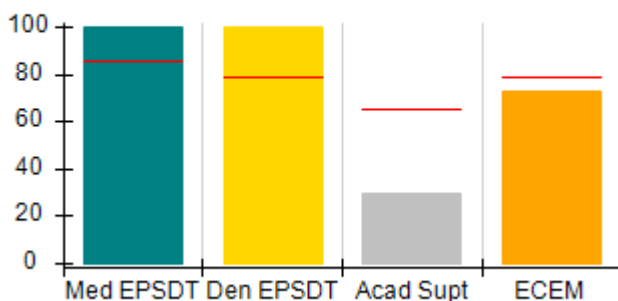
Safety Outcomes (%)



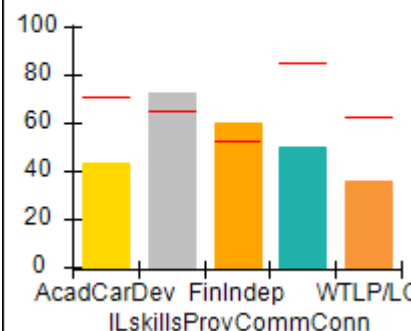
Permanency Outcomes (%)



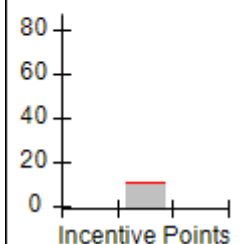
Well-Being Outcomes (%)



ILP/TLP Outcomes (%)



Incentives  
Earned  
(Points)





# Performance-Based Placement Measures RBWO Provider GA+SCORECARD - ILP/TLP

Report Quarter: Q1 FY2016

<b>Provider/Program Name: Carrie Steele-Pitts Home, Inc. - Independent Living (5129) - CCI</b>				
<b>667 Fairburn Rd., NW, Atlanta, GA 30331</b>  <b>Phone: 404-691-5187</b>  <b>Vendor ID# 109513</b>		<b>Quarterly Scores (Grades)</b>		<b>Current Quarter Score (Grade)</b>
		<b>Q1: 81.90 (B-)</b>	<b>Q2: 90.45 (A-)</b>	<b>81.90%</b>
		<b>Q3: 86.70 (B)</b>	<b>Q4: 80.10 (B-)</b>	<b>(B-)</b>
Program Census Information:		# Children in Care During Quarter: 5	# Placements During Quarter: 5	# Children in Care On Last Day: 5
	<b>Avg Performance All ILP/TLPs (%)</b>	<b>Provider Performance (%)*</b>	<b>Possible Points (Weight)</b>	<b>Provider Points Earned</b>
<b>OPM Monitoring Reviews</b>				
Annual Comprehensive Reviews	86%	96%	15	14.35
Safety Reviews	95%	97%	5	4.85
<b>Monitoring Sub-Total</b>			<b>20</b>	<b>19.20</b>
<b>ILP/TLP Safety Outcomes</b>				
Incidence of Maltreatment	1.18%	No Substantiated Reports	3	3.00
Staff Training	44%	100%	5	5.00
<b>Safety Sub-Total</b>			<b>8</b>	<b>8.00</b>
<b>ILP/TLP Permanency Outcomes</b>				
Placement Stability	90%	100%	6	6.00
Sibling Contacts	2%	None Planned		
<b>Permanency Sub-Total</b>			<b>6</b>	<b>6.00</b>
<b>ILP/TLP Well-Being Outcomes</b>				
EPSDT Medical Visits	85%	100%	4	4.00
EPSDT Dental Visits	79%	100%	4	4.00
Academic Supports	65%	30%	3	0.90
Provider ECEM Visits	79%	73%	5	3.65
<b>Well-Being Sub-Total</b>			<b>16</b>	<b>12.55</b>
<b>ILP/TLP Specialty Outcomes</b>				
Academic/Career Development	71%	43%	10	4.30
Ind Living Skills Provision	65%	73%	15	10.95
Financial Independence	52%	60%	5	3.00
Community Connections	85%	50%	5	2.50
WTLP/Life Coach	62%	36%	15	5.40
<b>Specialty Sub-Total</b>			<b>50</b>	<b>26.15</b>
*Performance calculation descriptions can be found in the FY 2016 RBWO PBP Measurements and Standards Guide.				

Monitoring &amp; Outcomes: Possible Points = 100

Points Earned = 71.90

Score Before Incentives Credit

71.90%



## Performance-Based Placement Measures

### RBWO Provider GA+SCORECARD - ILP/TLP

Report Quarter: Q1 FY2016

<b>Incentives Awarded</b>	<b>10.00 pts</b>
<b>PBP Verification</b>	<b>N/A pts</b>
<b>Total Score</b>	<b>81.90%</b>

#### Provider/Program Name: Carrie Steele-Pitts Home, Inc. - Independent Living (5129) - CCI

Program Census Information:		# Children in Care During Quarter: 5	# Placements During Quarter: 5	# Children in Care On Last Day: 5
ILP/TLP Incentive Credits	Avg Performance All ILP/TLPs (Points)	Provider Performance (%)*	Possible Points (Weight)	Provider Points Earned
No DJJ or DOC Involvement		64%	5	3.20
Extended Foster Care Services		0%	5	0.00
Positive Permanency Connections		0%	5	0.00
High School Graduation/College Participation/Professional Certification		20%	20	4.00
Part-Time Employment with Medical Benefits		Not Eligible	20	
Living Arrangements at Discharge		Not Eligible	20	
Additional Academic Supports		11%	2	0.22
Additional IL Skills Provision		71%	5	3.55
Active Agency Accreditation		0%	4	0.00
Staff Clinical Licensure		0%	5	0.00
<b>Incentives Total</b>	<b>10.94</b>		<b>91</b>	<b>10.97</b>

\*Performance calculation descriptions can be found in the FY 2016 RBWO PBP Measurements and Standards Guide.

#### Child Protective Services Investigations and Dispositions

The following investigations data, which is not used for scoring but is considered significant to a provider's performance, is from Georgia SHINES and is not considered final or complete until the end of the fiscal year.

Total Reports:	0	
Number Screened In:	0	
Number Screened Out:	0	
Number Substantiated:	0	
Number Unsubstantiated:	0	
Number Active CPS Investigations:	0	



# **Performance-Based Placement Measures** **RBWO Provider GA+SCORECARD - ILP/TLP**

Report Quarter: Q1 FY2016

**Provider/Program Name: Center for Children and Young Adults, The - ILP Prep TLP (5114) - CCI**

2221 Austell Rd., Marietta, GA 30008

Phone: 770-485-1630

Vendor ID# 101256

Quarterly Scores (Grades)		Current Quarter Score (Grade)
Q1: 70.12 (C-)	Q2: 85.32 (B)	70.12% (C-)
Q3: 89.58 (B+)	Q4: 62.44 (D-)	

Program Census Information:

# Children in Care During Quarter: 13

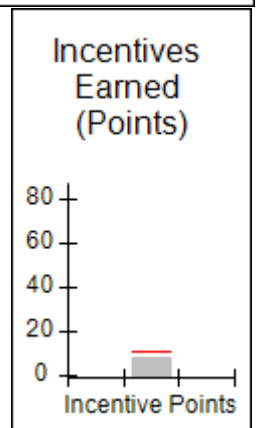
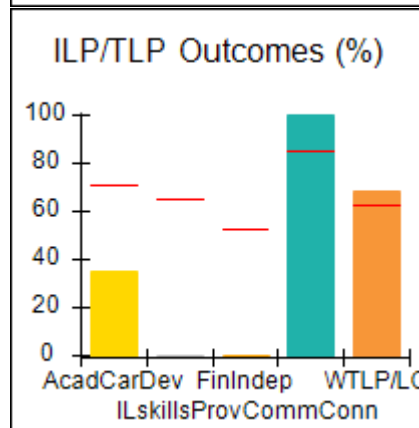
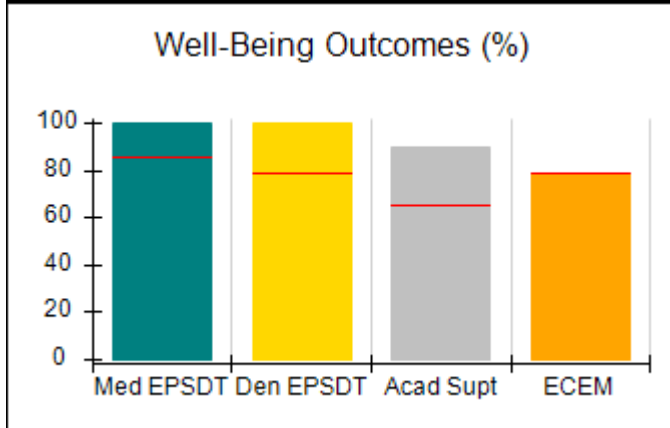
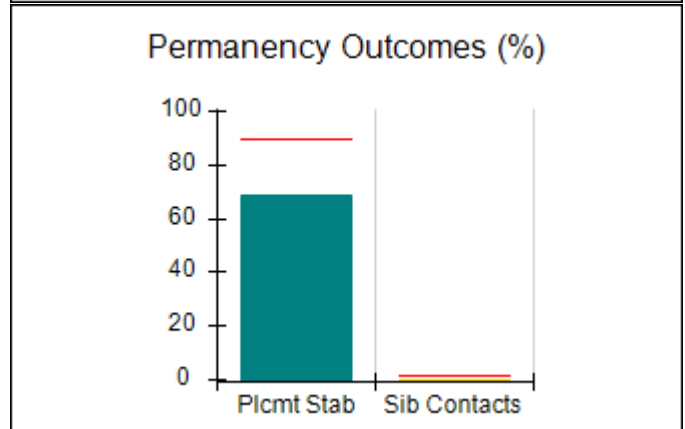
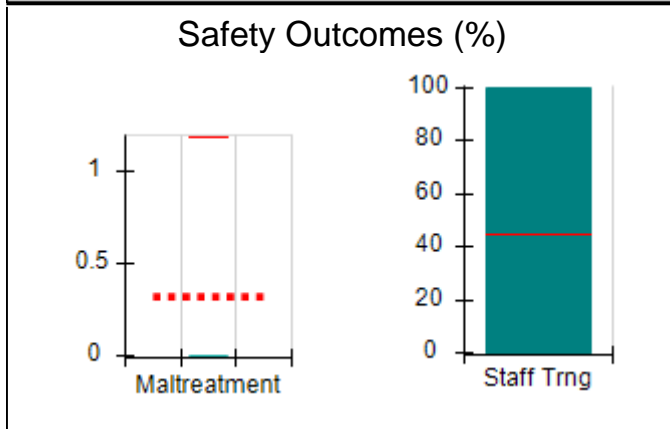
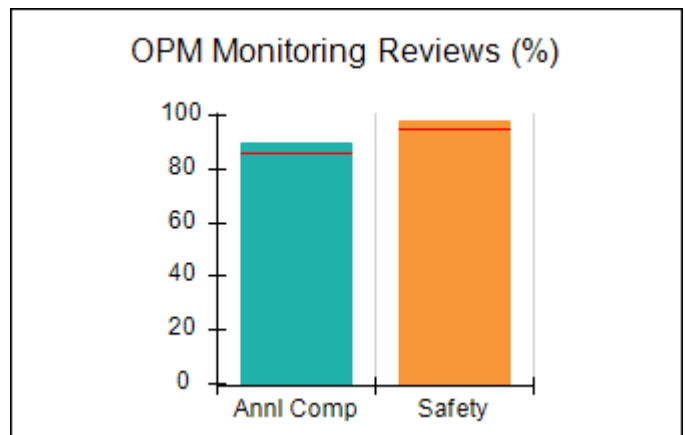
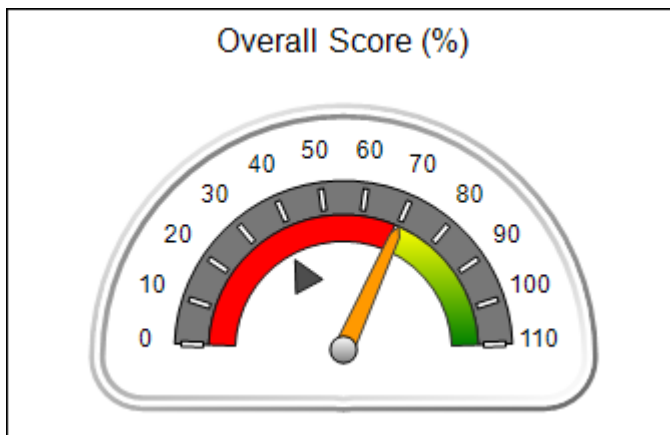
# Placements During Quarter: 13

# Children in Care On Last Day: 8

## **Quarterly Provider Comparisons to All ILP/TLPs**

■■■■■■■■ indicates MalTx Threshold

▼ indicates average for all ILP/TLPs







# Performance-Based Placement Measures RBWO Provider GA+SCORECARD - ILP/TLP

Report Quarter: Q1 FY2016

<b>Provider/Program Name: Center for Children and Young Adults, The - ILP Prep TLP (5114) - CCI</b>				
<b>2221 Austell Rd., Marietta, GA 30008</b>		<b>Quarterly Scores (Grades)</b>		<b>Current Quarter Score (Grade)</b>
<b>Phone: 770-485-1630</b>		<b>Q1: 70.12 (C-)</b>	<b>Q2: 85.32 (B)</b>	<b>70.12%</b>
<b>Vendor ID# 101256</b>		<b>Q3: 89.58 (B+)</b>	<b>Q4: 62.44 (D-)</b>	<b>(C-)</b>
Program Census Information:		# Children in Care During Quarter: 13	# Placements During Quarter: 13	# Children in Care On Last Day: 8
	<b>Avg Performance All ILP/TLPs (%)</b>	<b>Provider Performance (%)*</b>	<b>Possible Points (Weight)</b>	<b>Provider Points Earned</b>
<b>OPM Monitoring Reviews</b>				
Annual Comprehensive Reviews	86%	90%	15	13.45
Safety Reviews	95%	98%	5	4.90
<b>Monitoring Sub-Total</b>			<b>20</b>	<b>18.35</b>
<b>ILP/TLP Safety Outcomes</b>				
Incidence of Maltreatment	1.18%	No Substantiated Reports	3	3.00
Staff Training	44%	100%	5	5.00
<b>Safety Sub-Total</b>			<b>8</b>	<b>8.00</b>
<b>ILP/TLP Permanency Outcomes</b>				
Placement Stability	90%	69%	3	2.07
Sibling Contacts	2%	0%	3	0.00
<b>Permanency Sub-Total</b>			<b>6</b>	<b>2.07</b>
<b>ILP/TLP Well-Being Outcomes</b>				
EPSDT Medical Visits	85%	100%	4	4.00
EPSDT Dental Visits	79%	100%	4	4.00
Academic Supports	65%	90%	3	2.70
Provider ECEM Visits	79%	79%	5	3.95
<b>Well-Being Sub-Total</b>			<b>16</b>	<b>14.65</b>
<b>ILP/TLP Specialty Outcomes</b>				
Academic/Career Development	71%	35%	10	3.50
Ind Living Skills Provision	65%	0%	15	0.00
Financial Independence	52%	0%	5	0.00
Community Connections	85%	100%	5	5.00
WTLP/Life Coach	62%	68%	15	10.20
<b>Specialty Sub-Total</b>			<b>50</b>	<b>18.70</b>
*Performance calculation descriptions can be found in the FY 2016 RBWO PBP Measurements and Standards Guide.				

Monitoring &amp; Outcomes: Possible Points = 100

Points Earned = 61.77

Score Before Incentives Credit

61.77%



# Performance-Based Placement Measures RBWO Provider GA+SCORECARD - ILP/TLP

Report Quarter: Q1 FY2016

Incentives Awarded	08.35 pts
PBP Verification	N/A pts
<b>Total Score</b>	<b>70.12%</b>

## Provider/Program Name: Center for Children and Young Adults, The - ILP Prep TLP (5114) - CCI

Program Census Information:		# Children in Care During Quarter: 13	# Placements During Quarter: 13	# Children in Care On Last Day: 8
ILP/TLP Incentive Credits	Avg Performance All ILP/TLPs (Points)	Provider Performance (%)*	Possible Points (Weight)	Provider Points Earned
No DJJ or DOC Involvement		65%	5	3.25
Extended Foster Care Services		Not Eligible	5	
Positive Permanency Connections		80%	5	4.00
High School Graduation/College Participation/Professional Certification		0%	20	0.00
Part-Time Employment with Medical Benefits		0%	20	0.00
Living Arrangements at Discharge		0%	20	0.00
Additional Academic Supports		55%	2	1.10
Additional IL Skills Provision		0%	5	0.00
Active Agency Accreditation		0%	4	0.00
Staff Clinical Licensure		0%	5	0.00
<b>Incentives Total</b>	<b>10.94</b>		<b>91</b>	<b>8.35</b>

\*Performance calculation descriptions can be found in the FY 2016 RBWO PBP Measurements and Standards Guide.

## Child Protective Services Investigations and Dispositions

The following investigations data, which is not used for scoring but is considered significant to a provider's performance, is from Georgia SHINES and is not considered final or complete until the end of the fiscal year.

Total Reports:	1
Number Screened In:	0
Number Screened Out:	1
Number Substantiated:	0
Number Unsubstantiated:	0
Number Active CPS Investigations:	0



# **Performance-Based Placement Measures** **RBWO Provider GA+SCORECARD - ILP/TLP**

Report Quarter: Q1 FY2016

**Provider/Program Name: Center for Children and Young Adults, The - Life Works TLP (580) - CCI**

2221 Austell Rd., Marietta, GA 30008

Phone: 770-485-1657

Vendor ID# 35263

Quarterly Scores (Grades)

Current Quarter Score (Grade)

Q1: 87.83 (B+)

Q2: 90.85 (A-)

**87.83%**

Q3: 96.15 (A)

Q4: 82.29 (B-)

**(B+)**

Program Census Information:

# Children in Care During Quarter: 16

# Placements During Quarter: 16

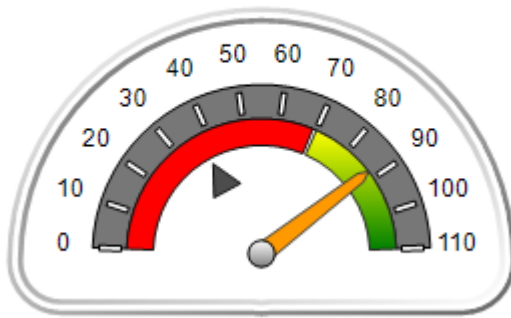
# Children in Care On Last Day: 9

## **Quarterly Provider Comparisons to All ILP/TLPs**

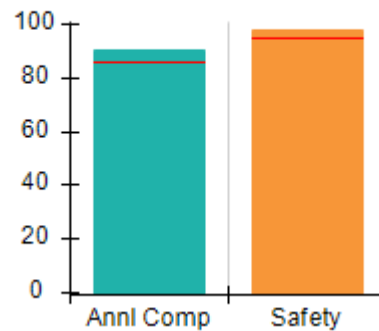
■■■■■■■■ indicates MalTx Threshold

▼ indicates average for all ILP/TLPs

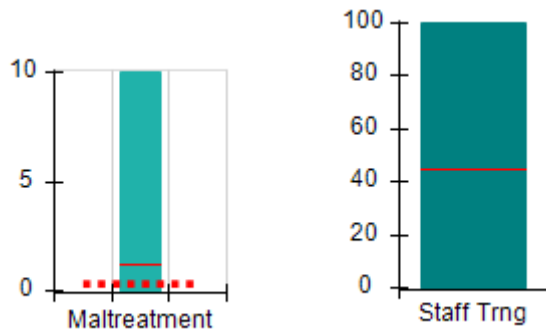
Overall Score (%)



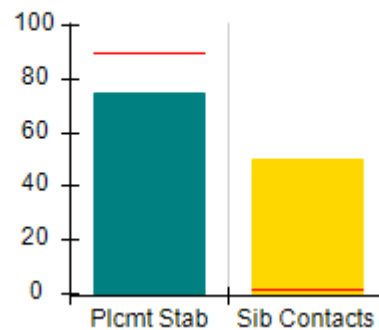
OPM Monitoring Reviews (%)



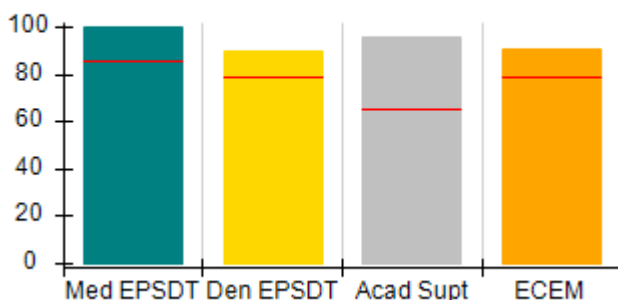
Safety Outcomes (%)



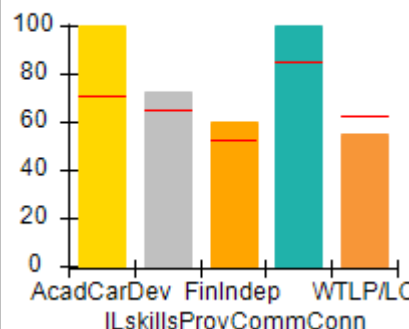
Permanency Outcomes (%)



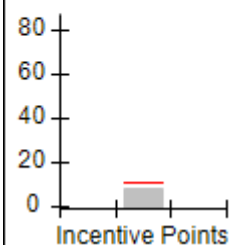
Well-Being Outcomes (%)



ILP/TLP Outcomes (%)



Incentives Earned (Points)





**Performance-Based Placement Measures  
RBWO Provider GA+SCORECARD - ILP/TLP**

**Report Quarter: Q1 FY2016**

<b>Provider/Program Name: Center for Children and Young Adults, The - Life Works TLP (580) - CCI</b>				
<b>2221 Austell Rd., Marietta, GA 30008</b>		<b>Quarterly Scores (Grades)</b>		<b>Current Quarter Score (Grade)</b>
<b>Phone: 770-485-1657</b>		<b>Q1: 87.83 (B+)</b>	<b>Q2: 90.85 (A-)</b>	<b>87.83%</b>
<b>Vendor ID# 35263</b>		<b>Q3: 96.15 (A)</b>	<b>Q4: 82.29 (B-)</b>	<b>(B+)</b>
Program Census Information:		# Children in Care During Quarter: 16	# Placements During Quarter: 16	# Children in Care On Last Day: 9
	<b>Avg Performance All ILP/TLPs (%)</b>	<b>Provider Performance (%)*</b>	<b>Possible Points (Weight)</b>	<b>Provider Points Earned</b>
<b>OPM Monitoring Reviews</b>				
Annual Comprehensive Reviews	86%	91%	15	13.60
Safety Reviews	95%	98%	5	4.89
<b>Monitoring Sub-Total</b>			<b>20</b>	<b>18.49</b>
<b>ILP/TLP Safety Outcomes</b>				
Incidence of Maltreatment	1.18%	10% 1 Substantiated Rpt	3	0.00
Staff Training	44%	100%	5	5.00
<b>Safety Sub-Total</b>			<b>8</b>	<b>5.00</b>
<b>ILP/TLP Permanency Outcomes</b>				
Placement Stability	90%	75%	3	2.25
Sibling Contacts	2%	50%	3	1.50
<b>Permanency Sub-Total</b>			<b>6</b>	<b>3.75</b>
<b>ILP/TLP Well-Being Outcomes</b>				
EPSDT Medical Visits	85%	100%	4	4.00
EPSDT Dental Visits	79%	90%	4	3.60
Academic Supports	65%	96%	3	2.88
Provider ECEM Visits	79%	91%	5	4.55
<b>Well-Being Sub-Total</b>			<b>16</b>	<b>15.03</b>
<b>ILP/TLP Specialty Outcomes</b>				
Academic/Career Development	71%	100%	10	10.00
Ind Living Skills Provision	65%	73%	15	10.95
Financial Independence	52%	60%	5	3.00
Community Connections	85%	100%	5	5.00
WTLP/Life Coach	62%	55%	15	8.25
<b>Specialty Sub-Total</b>			<b>50</b>	<b>37.20</b>
*Performance calculation descriptions can be found in the FY 2016 RBWO PBP Measurements and Standards Guide.				

<b>Monitoring &amp; Outcomes: Possible Points = 100</b>	<b>Points Earned = 79.47</b>
<b>Score Before Incentives Credit</b>	
<b>79.47%</b>	



## Performance-Based Placement Measures

### RBWO Provider GA+SCORECARD - ILP/TLP

Report Quarter: Q1 FY2016

<b>Incentives Awarded</b>	<b>08.36 pts</b>
<b>PBP Verification</b>	<b>N/A pts</b>
<b>Total Score</b>	<b>87.83%</b>

#### Provider/Program Name: Center for Children and Young Adults, The - Life Works TLP (580) - CCI

Program Census Information:		# Children in Care During Quarter: 16	# Placements During Quarter: 16	# Children in Care On Last Day: 9
ILP/TLP Incentive Credits	Avg Performance All ILP/TLPs (Points)	Provider Performance (%)*	Possible Points (Weight)	Provider Points Earned
No DJJ or DOC Involvement		100%	5	5.00
Extended Foster Care Services		Not Eligible	5	
Positive Permanency Connections		0%	5	0.00
High School Graduation/College Participation/Professional Certification		10%	20	2.00
Part-Time Employment with Medical Benefits		0%	20	0.00
Living Arrangements at Discharge		0%	20	0.00
Additional Academic Supports		43%	2	0.86
Additional IL Skills Provision		10%	5	0.50
Active Agency Accreditation		0%	4	0.00
Staff Clinical Licensure		0%	5	0.00
<b>Incentives Total</b>	<b>10.94</b>		<b>91</b>	<b>8.36</b>

\*Performance calculation descriptions can be found in the FY 2016 RBWO PBP Measurements and Standards Guide.

#### Child Protective Services Investigations and Dispositions

The following investigations data, which is not used for scoring but is considered significant to a provider's performance, is from Georgia SHINES and is not considered final or complete until the end of the fiscal year.

Total Reports:	1	
Number Screened In:	1	
Number Screened Out:	0	
Number Substantiated:	1	
Number Unsubstantiated:	0	
Number Active CPS Investigations:	0	



# Performance-Based Placement Measures RBWO Provider GA+SCORECARD - ILP/TLP

Report Quarter: Q1 FY2016

**Provider/Program Name: Champion House - (5212) - CCI**

1841 Woodside Court, Jonesboro, GA 30236

Phone: 770-286-7072

Vendor ID# 135122

Quarterly Scores (Grades)

Q1: 30.18 (F)

Q2: 26.71 (F)

Q3: 30.07 (F)

Q4: 26.47 (F)

Current Quarter Score (Grade)

**30.18%**

**(F)**

Program Census Information:

# Children in Care During Quarter: 4

# Placements During Quarter: 4

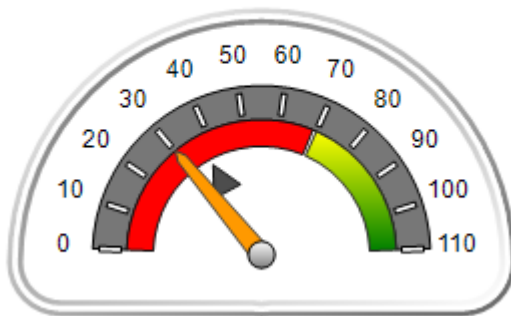
# Children in Care On Last Day: 4

## Quarterly Provider Comparisons to All ILP/TLPs

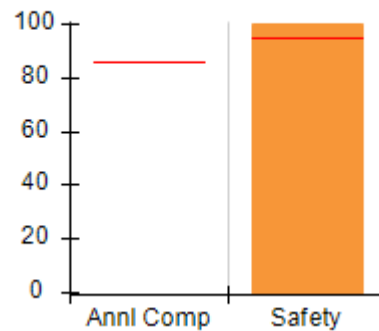
■■■■■■■■ indicates MalTx Threshold

▼ indicates average for all ILP/TLPs

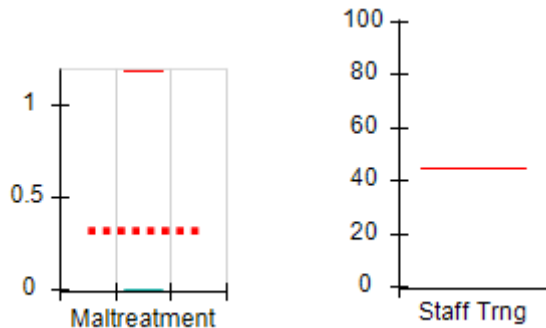
Overall Score (%)



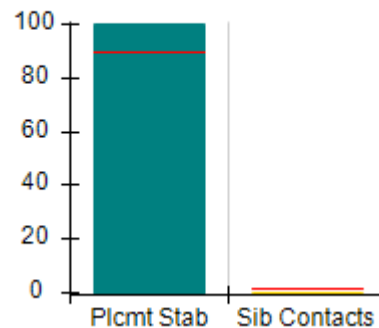
OPM Monitoring Reviews (%)



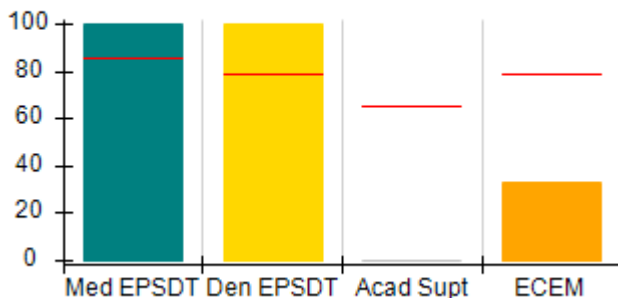
Safety Outcomes (%)



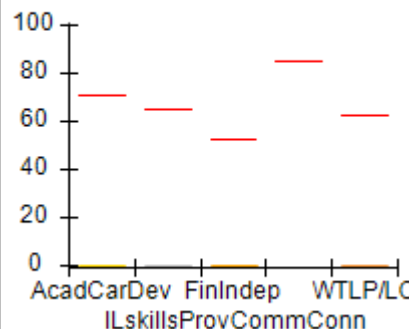
Permanency Outcomes (%)



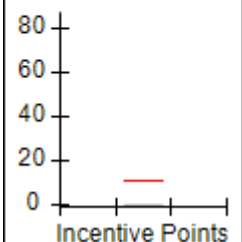
Well-Being Outcomes (%)



ILP/TLP Outcomes (%)



Incentives Earned (Points)





**Performance-Based Placement Measures  
RBWO Provider GA+SCORECARD - ILP/TLP**

**Report Quarter: Q1 FY2016**

<b>Provider/Program Name: Champion House - (5212) - CCI</b>				
<b>1841 Woodside Court, Jonesboro, GA 30236</b>		<b>Quarterly Scores (Grades)</b>		<b>Current Quarter Score (Grade)</b>
<b>Phone: 770-286-7072</b>		<b>Q1: 30.18 (F)</b>	<b>Q2: 26.71 (F)</b>	<b>30.18%</b>
<b>Vendor ID# 135122</b>		<b>Q3: 30.07 (F)</b>	<b>Q4: 26.47 (F)</b>	<b>(F)</b>
Program Census Information:		# Children in Care During Quarter: 4	# Placements During Quarter: 4	# Children in Care On Last Day: 4
	<b>Avg Performance All ILP/TLPs (%)</b>	<b>Provider Performance (%)*</b>	<b>Possible Points (Weight)</b>	<b>Provider Points Earned</b>
<b>OPM Monitoring Reviews</b>				
Annual Comprehensive Reviews	86%	Not Yet Conducted		
Safety Reviews	95%	100%	5	5.00
<b>Monitoring Sub-Total</b>			<b>5</b>	<b>5.00</b>
<b>ILP/TLP Safety Outcomes</b>				
Incidence of Maltreatment	1.18%	No Substantiated Reports	8	8.00
Staff Training	44%	Not Eligible		
<b>Safety Sub-Total</b>			<b>8</b>	<b>8.00</b>
<b>ILP/TLP Permanency Outcomes</b>				
Placement Stability	90%	100%	3	3.00
Sibling Contacts	2%	0%	3	0.00
<b>Permanency Sub-Total</b>			<b>6</b>	<b>3.00</b>
<b>ILP/TLP Well-Being Outcomes</b>				
EPSDT Medical Visits	85%	100%	4	4.00
EPSDT Dental Visits	79%	100%	4	4.00
Academic Supports	65%	0%	3	0.00
Provider ECEM Visits	79%	33%	5	1.65
<b>Well-Being Sub-Total</b>			<b>16</b>	<b>9.65</b>
<b>ILP/TLP Specialty Outcomes</b>				
Academic/Career Development	71%	0%	11.1	0.00
Ind Living Skills Provision	65%	0%	16.7	0.00
Financial Independence	52%	0%	5.6	0.00
Community Connections	85%	Not Eligible		
WTLP/Life Coach	62%	0%	16.7	0.00
<b>Specialty Sub-Total</b>			<b>50</b>	<b>0.00</b>
*Performance calculation descriptions can be found in the FY 2016 RBWO PBP Measurements and Standards Guide.				

<b>Monitoring &amp; Outcomes: Possible Points = 85</b>	<b>Points Earned = 25.65</b>
<b>Score Before Incentives Credit</b>	
<b>30.18%</b>	



# Performance-Based Placement Measures RBWO Provider GA+SCORECARD - ILP/TLP

Report Quarter: Q1 FY2016

Incentives Awarded	00.00 pts
PBP Verification	N/A pts
<b>Total Score</b>	<b>30.18%</b>

**Provider/Program Name: Champion House - (5212) - CCI**

Program Census Information:		# Children in Care During Quarter: 4	# Placements During Quarter: 4	# Children in Care On Last Day: 4
ILP/TLP Incentive Credits	Avg Performance All ILP/TLPs (Points)	Provider Performance (%)*	Possible Points (Weight)	Provider Points Earned
No DJJ or DOC Involvement		0%	5	0.00
Extended Foster Care Services		0%	5	0.00
Positive Permanency Connections		Not Eligible	5	
High School Graduation/College Participation/Professional Certification		0%	20	0.00
Part-Time Employment with Medical Benefits		0%	20	0.00
Living Arrangements at Discharge		0%	20	0.00
Additional Academic Supports		0%	2	0.00
Additional IL Skills Provision		0%	5	0.00
Active Agency Accreditation		0%	4	0.00
Staff Clinical Licensure		0%	5	0.00
<b>Incentives Total</b>	<b>10.94</b>		<b>91</b>	<b>0.00</b>

\*Performance calculation descriptions can be found in the FY 2016 RBWO PBP Measurements and Standards Guide.

**Child Protective Services Investigations and Dispositions**

The following investigations data, which is not used for scoring but is considered significant to a provider's performance, is from Georgia SHINES and is not considered final or complete until the end of the fiscal year.

Total Reports:	0	
Number Screened In:	0	
Number Screened Out:	0	
Number Substantiated:	0	
Number Unsubstantiated:	0	
Number Active CPS Investigations:	0	





# Performance-Based Placement Measures RBWO Provider GA+SCORECARD - ILP/TLP

Report Quarter: Q1 FY2016

**Provider/Program Name: CHRIS 180 Inc. - Summit Trail Boys ILP (4675) - CCI**

2045 Graham Circle SE Building E, Atlanta, GA 30316-2933

Phone: 404-281-3845

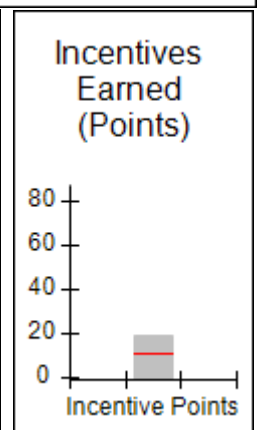
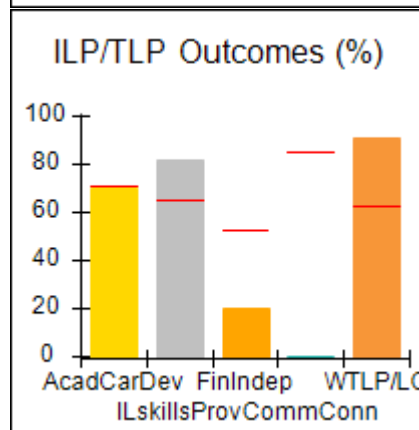
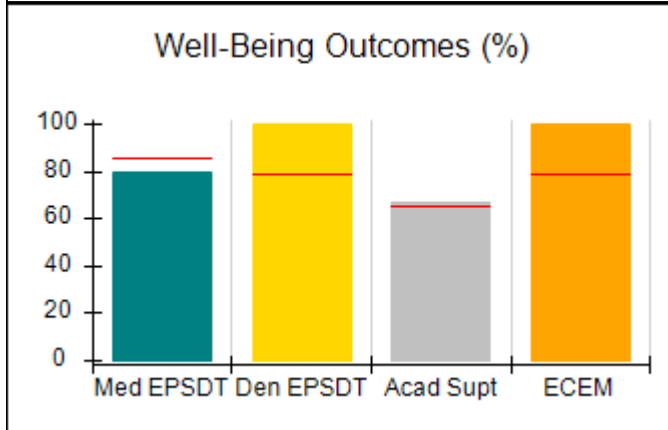
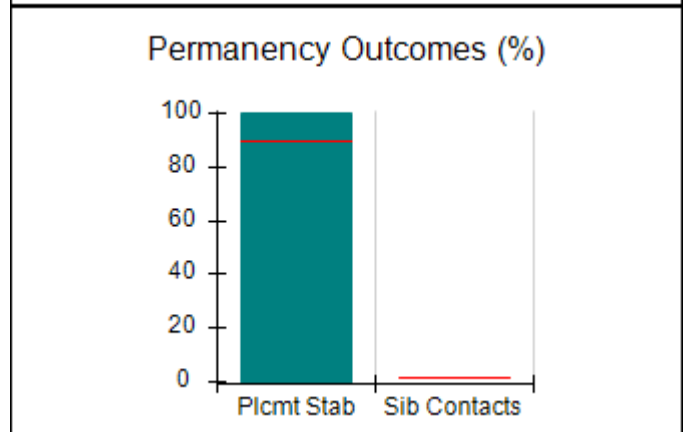
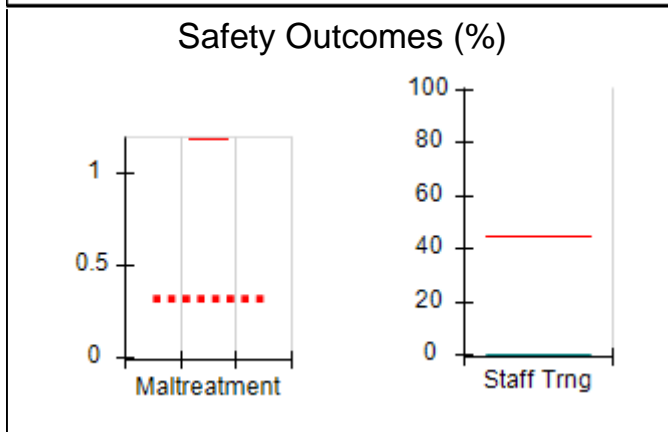
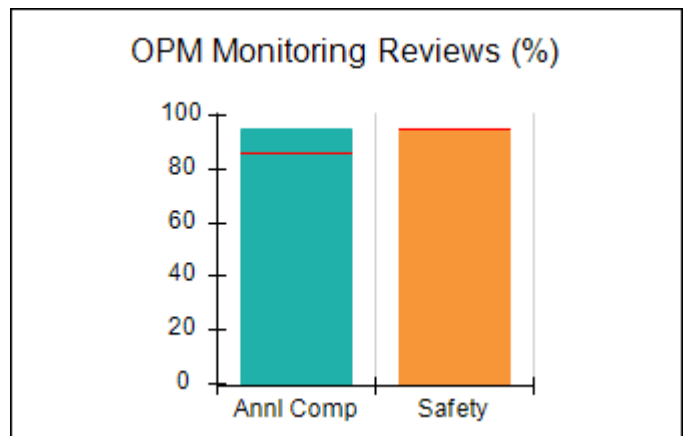
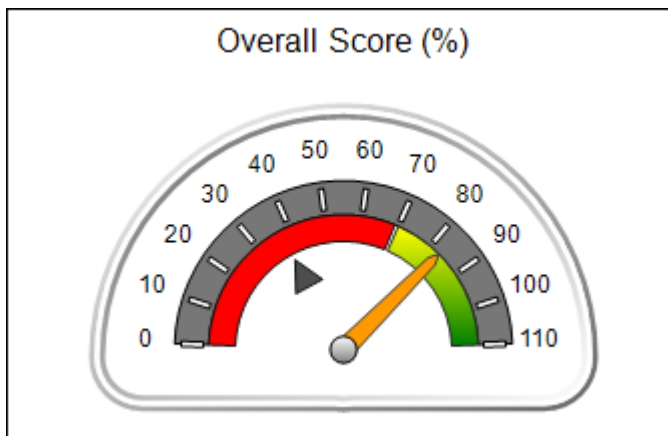
Vendor ID# 35283

	Quarterly Scores (Grades)		Current Quarter Score (Grade)
	Q1: 83.09 (B-)	Q2: 71.25 (C-)	83.09% (B-)
	Q3: 63.56 (D-)	Q4: 58.19 (F)	
Program Census Information:	# Children in Care During Quarter: 6	# Placements During Quarter: 6	# Children in Care On Last Day: 4

## Quarterly Provider Comparisons to All ILP/TLPs

■■■■■■■■ indicates MalTx Threshold

▼ ————— indicates average for all ILP/TLPs





# Performance-Based Placement Measures RBWO Provider GA+SCORECARD - ILP/TLP

Report Quarter: Q1 FY2016

Provider/Program Name: CHRIS 180 Inc. - Summit Trail Boys ILP (4675) - CCI				
2045 Graham Circle SE Building E, Atlanta, GA 30316-2933 Phone: 404-281-3845 Vendor ID# 35283		Quarterly Scores (Grades)		Current Quarter Score (Grade)
		Q1: 83.09 (B-)	Q2: 71.25 (C-)	83.09% (B-)
		Q3: 63.56 (D-)	Q4: 58.19 (F)	
Program Census Information:		# Children in Care During Quarter: 6	# Placements During Quarter: 6	# Children in Care On Last Day: 4
	Avg Performance All ILP/TLPs (%)	Provider Performance (%)*	Possible Points (Weight)	Provider Points Earned
<b>OPM Monitoring Reviews</b>				
Annual Comprehensive Reviews	86%	95%	15	14.20
Safety Reviews	95%	95%	5	4.73
<b>Monitoring Sub-Total</b>			<b>20</b>	<b>18.93</b>
<b>ILP/TLP Safety Outcomes</b>				
Incidence of Maltreatment	1.18%	Not Eligible		
Staff Training	44%	0%	8	0.00
<b>Safety Sub-Total</b>			<b>8</b>	<b>0.00</b>
<b>ILP/TLP Permanency Outcomes</b>				
Placement Stability	90%	100%	6	6.00
Sibling Contacts	2%	None Planned		
<b>Permanency Sub-Total</b>			<b>6</b>	<b>6.00</b>
<b>ILP/TLP Well-Being Outcomes</b>				
EPSDT Medical Visits	85%	80%	4	3.20
EPSDT Dental Visits	79%	100%	4	4.00
Academic Supports	65%	67%	3	2.01
Provider ECEM Visits	79%	100%	5	5.00
<b>Well-Being Sub-Total</b>			<b>16</b>	<b>14.21</b>
<b>ILP/TLP Specialty Outcomes</b>				
Academic/Career Development	71%	70%	10	7.00
Ind Living Skills Provision	65%	82%	15	12.30
Financial Independence	52%	20%	5	1.00
Community Connections	85%	0%	5	0.00
WTLP/Life Coach	62%	91%	15	13.65
<b>Specialty Sub-Total</b>			<b>50</b>	<b>33.95</b>
*Performance calculation descriptions can be found in the FY 2016 RBWO PBP Measurements and Standards Guide.				

Monitoring &amp; Outcomes: Possible Points = 100

Points Earned = 73.09

Score Before Incentives Credit

73.09%



## Performance-Based Placement Measures

### RBWO Provider GA+SCORECARD - ILP/TLP

Report Quarter: Q1 FY2016

Incentives Awarded	10.00 pts
PBP Verification	N/A pts
<b>Total Score</b>	<b>83.09%</b>

**Provider/Program Name: CHRIS 180 Inc. - Summit Trail Boys ILP (4675) - CCI**

Program Census Information:		# Children in Care During Quarter: 6	# Placements During Quarter: 6	# Children in Care On Last Day: 4
ILP/TLP Incentive Credits	Avg Performance All ILP/TLPs (Points)	Provider Performance (%)*	Possible Points (Weight)	Provider Points Earned
No DJJ or DOC Involvement		80%	5	4.00
Extended Foster Care Services		Not Eligible	5	
Positive Permanency Connections		0%	5	0.00
High School Graduation/College Participation/Professional Certification		0%	20	0.00
Part-Time Employment with Medical Benefits		0%	20	0.00
Living Arrangements at Discharge		50%	20	10.00
Additional Academic Supports		0%	2	0.00
Additional IL Skills Provision		55%	5	2.75
Active Agency Accreditation		50%	4	2.00
Staff Clinical Licensure		0%	5	0.00
<b>Incentives Total</b>	<b>10.94</b>		<b>91</b>	<b>18.75</b>

\*Performance calculation descriptions can be found in the FY 2016 RBWO PBP Measurements and Standards Guide.

**Child Protective Services Investigations and Dispositions**

The following investigations data, which is not used for scoring but is considered significant to a provider's performance, is from Georgia SHINES and is not considered final or complete until the end of the fiscal year.

Total Reports:	0	
Number Screened In:	0	
Number Screened Out:	0	
Number Substantiated:	0	
Number Unsubstantiated:	0	
Number Active CPS Investigations:	0	



# **Performance-Based Placement Measures** **RBWO Provider GA+SCORECARD - ILP/TLP**

Report Quarter: Q1 FY2016

**Provider/Program Name: CHRIS 180 Inc. - Summit Trail Girls ILP (4674) - CCI**

2045 Graham Circle SE Building E, Atlanta, GA 30316-2933

Phone: 404-281-3845

Vendor ID# 35279

## Quarterly Scores (Grades)

Q1: 74.62 (C)

Q2: 71.85 (C-)

Q3: 75.55 (C)

Q4: 74.50 (C)

## Current Quarter Score (Grade)

74.62%

(C)

Program Census Information:

# Children in Care During Quarter: 7

# Placements During Quarter: 7

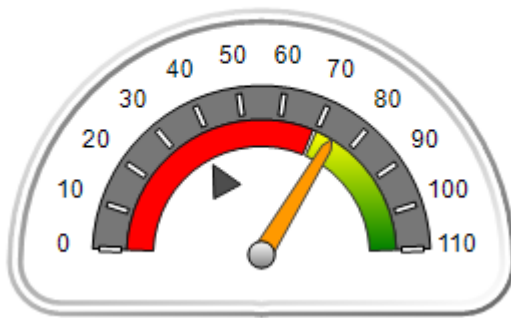
# Children in Care On Last Day: 5

## Quarterly Provider Comparisons to All ILP/TLPs

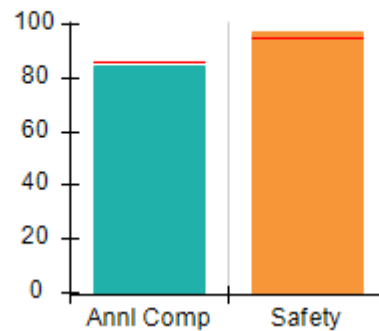
■■■■■■■■ indicates MalTx Threshold

▼ — indicates average for all ILP/TLPs

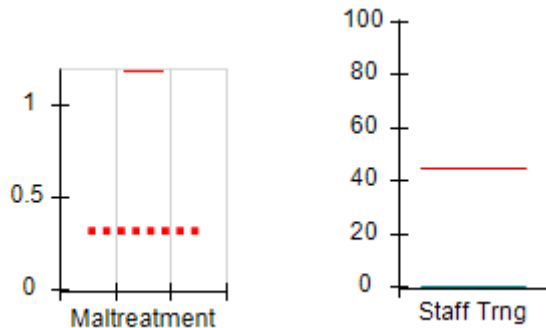
### Overall Score (%)



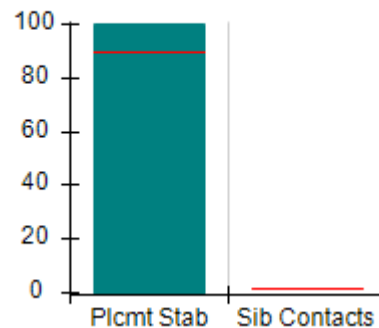
### OPM Monitoring Reviews (%)



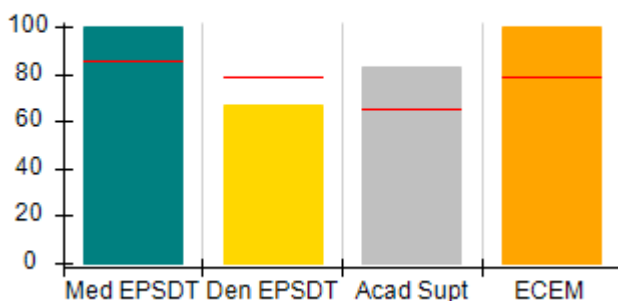
### Safety Outcomes (%)



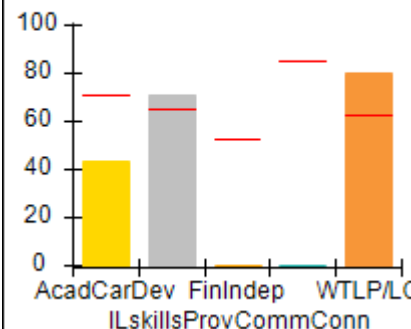
### Permanency Outcomes (%)



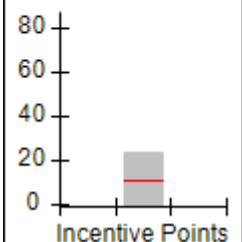
### Well-Being Outcomes (%)



### ILP/TLP Outcomes (%)



### Incentives Earned (Points)





# Performance-Based Placement Measures

## RBWO Provider GA+SCORECARD - ILP/TLP

Report Quarter: Q1 FY2016

Provider/Program Name: CHRIS 180 Inc. - Summit Trail Girls ILP (4674) - CCI				
2045 Graham Circle SE Building E, Atlanta, GA 30316-2933		Quarterly Scores (Grades)		Current Quarter Score (Grade)
Phone: 404-281-3845		Q1: 74.62 (C)	Q2: 71.85 (C-)	74.62%
Vendor ID# 35279		Q3: 75.55 (C)	Q4: 74.50 (C)	(C)
Program Census Information:		# Children in Care During Quarter: 7	# Placements During Quarter: 7	# Children in Care On Last Day: 5
	Avg Performance All ILP/TLPs (%)	Provider Performance (%)*	Possible Points (Weight)	Provider Points Earned
<b>OPM Monitoring Reviews</b>				
Annual Comprehensive Reviews	86%	84%	15	12.65
Safety Reviews	95%	97%	5	4.85
<b>Monitoring Sub-Total</b>			<b>20</b>	<b>17.50</b>
<b>ILP/TLP Safety Outcomes</b>				
Incidence of Maltreatment	1.18%	Not Eligible		
Staff Training	44%	0%	8	0.00
<b>Safety Sub-Total</b>			<b>8</b>	<b>0.00</b>
<b>ILP/TLP Permanency Outcomes</b>				
Placement Stability	90%	100%	6	6.00
Sibling Contacts	2%	None Planned		
<b>Permanency Sub-Total</b>			<b>6</b>	<b>6.00</b>
<b>ILP/TLP Well-Being Outcomes</b>				
EPSDT Medical Visits	85%	100%	4	4.00
EPSDT Dental Visits	79%	67%	4	2.68
Academic Supports	65%	83%	3	2.49
Provider ECEM Visits	79%	100%	5	5.00
<b>Well-Being Sub-Total</b>			<b>16</b>	<b>14.17</b>
<b>ILP/TLP Specialty Outcomes</b>				
Academic/Career Development	71%	43%	10	4.30
Ind Living Skills Provision	65%	71%	15	10.65
Financial Independence	52%	0%	5	0.00
Community Connections	85%	0%	5	0.00
WTLP/Life Coach	62%	80%	15	12.00
<b>Specialty Sub-Total</b>			<b>50</b>	<b>26.95</b>
*Performance calculation descriptions can be found in the FY 2016 RBWO PBP Measurements and Standards Guide.				

Monitoring &amp; Outcomes: Possible Points = 100

Points Earned = 64.62

Score Before Incentives Credit

64.62%



## Performance-Based Placement Measures

### RBWO Provider GA+SCORECARD - ILP/TLP

Report Quarter: Q1 FY2016

<b>Incentives Awarded</b>	<b>10.00 pts</b>
<b>PBP Verification</b>	<b>N/A pts</b>
<b>Total Score</b>	<b>74.62%</b>

#### Provider/Program Name: CHRIS 180 Inc. - Summit Trail Girls ILP (4674) - CCI

Program Census Information:		# Children in Care During Quarter: 7	# Placements During Quarter: 7	# Children in Care On Last Day: 5
ILP/TLP Incentive Credits	Avg Performance All ILP/TLPs (Points)	Provider Performance (%)*	Possible Points (Weight)	Provider Points Earned
No DJJ or DOC Involvement		64%	5	3.20
Extended Foster Care Services		Not Eligible	5	
Positive Permanency Connections		0%	5	0.00
High School Graduation/College Participation/Professional Certification		33%	20	6.60
Part-Time Employment with Medical Benefits		0%	20	0.00
Living Arrangements at Discharge		50%	20	10.00
Additional Academic Supports		0%	2	0.00
Additional IL Skills Provision		36%	5	1.80
Active Agency Accreditation		50%	4	2.00
Staff Clinical Licensure		0%	5	0.00
<b>Incentives Total</b>	<b>10.94</b>		<b>91</b>	<b>23.60</b>

\*Performance calculation descriptions can be found in the FY 2016 RBWO PBP Measurements and Standards Guide.

#### Child Protective Services Investigations and Dispositions

The following investigations data, which is not used for scoring but is considered significant to a provider's performance, is from Georgia SHINES and is not considered final or complete until the end of the fiscal year.

Total Reports:	0
Number Screened In:	0
Number Screened Out:	0
Number Substantiated:	0
Number Unsubstantiated:	0
Number Active CPS Investigations:	0



# Performance-Based Placement Measures RBWO Provider GA+SCORECARD - ILP/TLP

Report Quarter: Q1 FY2016

**Provider/Program Name: Devereux GA Treatment Network - Project Plus (4429) - CCI**

1283 Kennestone Circle, Marietta, GA 30066

Phone: 770-795-9465

Vendor ID# 35306

Quarterly Scores (Grades)

Q1: 78.39 (C+)

Q2: 92.50 (A-)

Q3: 91.40 (A-)

Q4: 103.77 (A+)

Current Quarter Score (Grade)

78.39%

(C+)

Program Census Information:

# Children in Care During Quarter: 11

# Placements During Quarter: 11

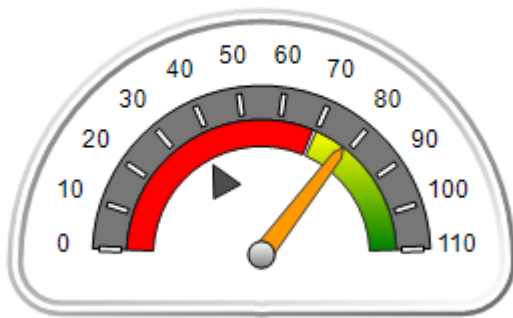
# Children in Care On Last Day: 7

## Quarterly Provider Comparisons to All ILP/TLPs

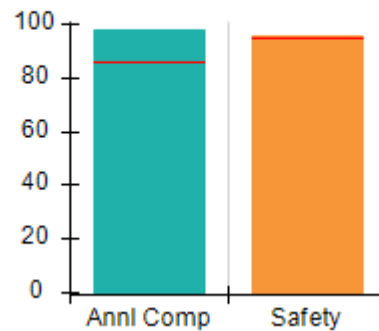
■■■■■■■■ indicates MalTx Threshold

▼ indicates average for all ILP/TLPs

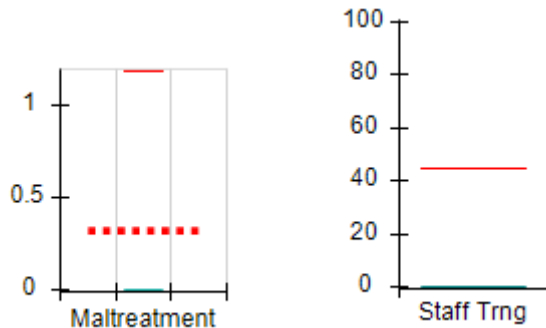
Overall Score (%)



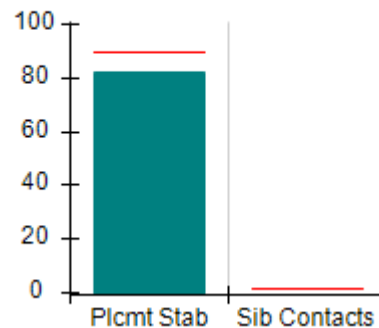
OPM Monitoring Reviews (%)



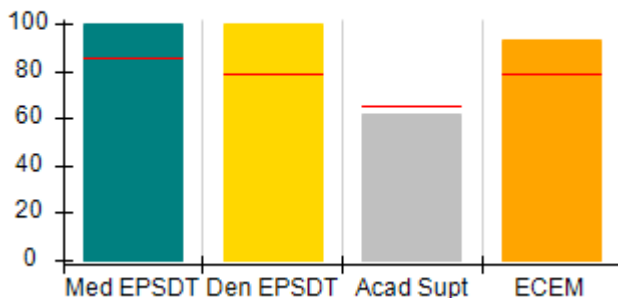
Safety Outcomes (%)



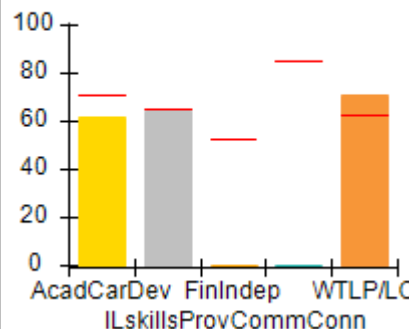
Permanency Outcomes (%)



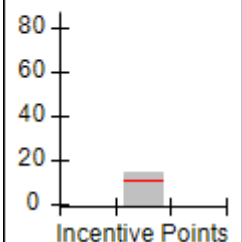
Well-Being Outcomes (%)



ILP/TLP Outcomes (%)



Incentives Earned (Points)





# Performance-Based Placement Measures

## RBWO Provider GA+SCORECARD - ILP/TLP

Report Quarter: Q1 FY2016

Provider/Program Name: Devereux GA Treatment Network - Project Plus (4429) - CCI				
1283 Kennestone Circle, Marietta, GA 30066		Quarterly Scores (Grades)		Current Quarter Score (Grade)
Phone: 770-795-9465		Q1: 78.39 (C+)	Q2: 92.50 (A-)	78.39% (C+)
Vendor ID# 35306		Q3: 91.40 (A-)	Q4: 103.77 (A+)	
Program Census Information:		# Children in Care During Quarter: 11	# Placements During Quarter: 11	# Children in Care On Last Day: 7
	Avg Performance All ILP/TLPs (%)	Provider Performance (%)*	Possible Points (Weight)	Provider Points Earned
<b>OPM Monitoring Reviews</b>				
Annual Comprehensive Reviews	86%	98%	15	14.70
Safety Reviews	95%	96%	5	4.81
<b>Monitoring Sub-Total</b>			<b>20</b>	<b>19.51</b>
<b>ILP/TLP Safety Outcomes</b>				
Incidence of Maltreatment	1.18%	No Substantiated Reports	3	3.00
Staff Training	44%	0%	5	0.00
<b>Safety Sub-Total</b>			<b>8</b>	<b>3.00</b>
<b>ILP/TLP Permanency Outcomes</b>				
Placement Stability	90%	82%	6	4.92
Sibling Contacts	2%	None Planned		
<b>Permanency Sub-Total</b>			<b>6</b>	<b>4.92</b>
<b>ILP/TLP Well-Being Outcomes</b>				
EPSDT Medical Visits	85%	100%	4	4.00
EPSDT Dental Visits	79%	100%	4	4.00
Academic Supports	65%	62%	3	1.86
Provider ECEM Visits	79%	93%	5	4.65
<b>Well-Being Sub-Total</b>			<b>16</b>	<b>14.51</b>
<b>ILP/TLP Specialty Outcomes</b>				
Academic/Career Development	71%	62%	10	6.20
Ind Living Skills Provision	65%	64%	15	9.60
Financial Independence	52%	0%	5	0.00
Community Connections	85%	0%	5	0.00
WTLP/Life Coach	62%	71%	15	10.65
<b>Specialty Sub-Total</b>			<b>50</b>	<b>26.45</b>
*Performance calculation descriptions can be found in the FY 2016 RBWO PBP Measurements and Standards Guide.				

Monitoring &amp; Outcomes: Possible Points = 100

Points Earned = 68.39

Score Before Incentives Credit

68.39%





## Performance-Based Placement Measures

### RBWO Provider GA+SCORECARD - ILP/TLP

Report Quarter: Q1 FY2016

<b>Incentives Awarded</b>	<b>10.00 pts</b>
<b>PBP Verification</b>	<b>N/A pts</b>
<b>Total Score</b>	<b>78.39%</b>

#### Provider/Program Name: Devereux GA Treatment Network - Project Plus (4429) - CCI

Program Census Information:		# Children in Care During Quarter: 11	# Placements During Quarter: 11	# Children in Care On Last Day: 7
ILP/TLP Incentive Credits	Avg Performance All ILP/TLPs (Points)	Provider Performance (%)*	Possible Points (Weight)	Provider Points Earned
No DJJ or DOC Involvement		69%	5	3.45
Extended Foster Care Services		33%	5	1.65
Positive Permanency Connections		0%	5	0.00
High School Graduation/College Participation/Professional Certification		0%	20	0.00
Part-Time Employment with Medical Benefits		0%	20	0.00
Living Arrangements at Discharge		25%	20	5.00
Additional Academic Supports		50%	2	1.00
Additional IL Skills Provision		29%	5	1.45
Active Agency Accreditation		50%	4	2.00
Staff Clinical Licensure		0%	5	0.00
<b>Incentives Total</b>	<b>10.94</b>		<b>91</b>	<b>14.55</b>

\*Performance calculation descriptions can be found in the FY 2016 RBWO PBP Measurements and Standards Guide.

#### Child Protective Services Investigations and Dispositions

The following investigations data, which is not used for scoring but is considered significant to a provider's performance, is from Georgia SHINES and is not considered final or complete until the end of the fiscal year.

Total Reports:	0	
Number Screened In:	0	
Number Screened Out:	0	
Number Substantiated:	0	
Number Unsubstantiated:	0	
Number Active CPS Investigations:	0	



# **Performance-Based Placement Measures** **RBWO Provider GA+SCORECARD - ILP/TLP**

Report Quarter: Q1 FY2016

**Provider/Program Name: Elks Aidmore Children's Center - Transitional Living Program (629) - CCI**

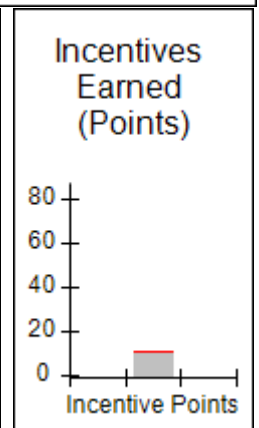
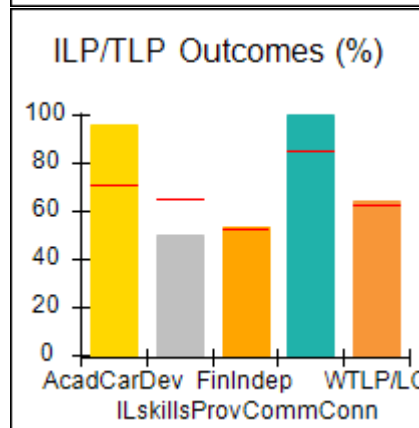
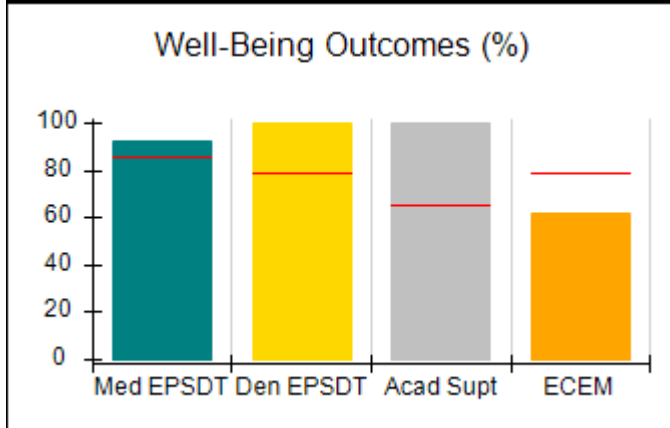
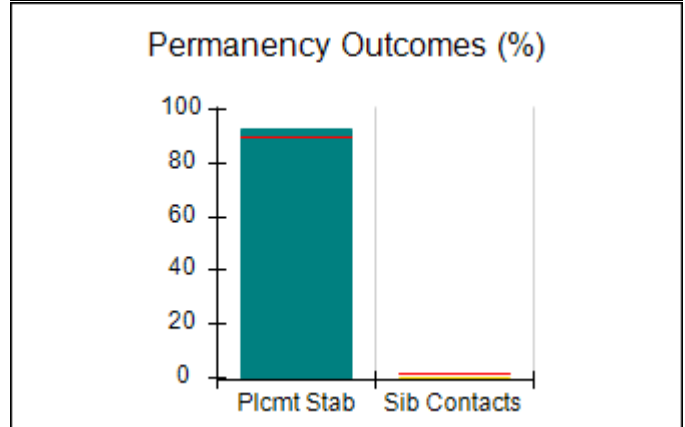
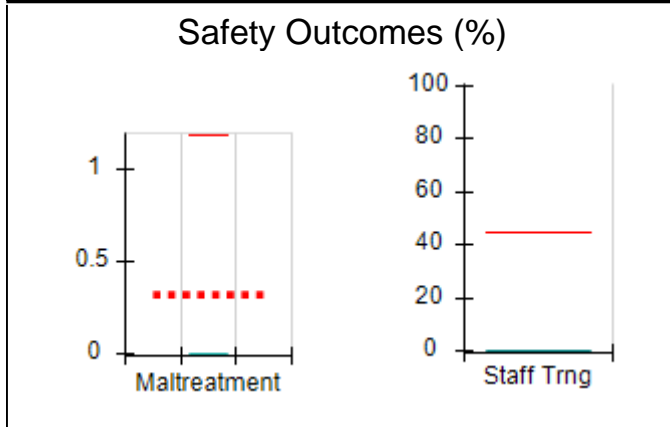
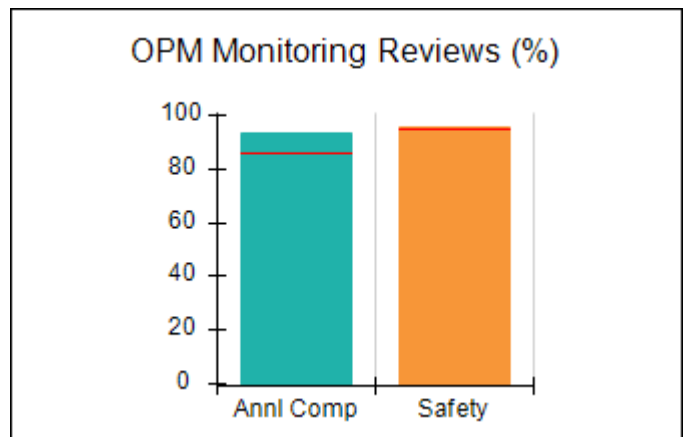
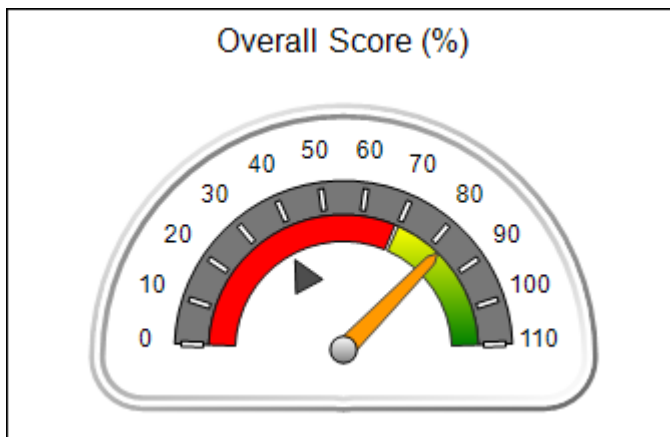
<b>2394 Morrison Rd., Conyers, GA 30094</b>  <b>Phone: 770-483-3535</b>  <b>Vendor ID# 53063</b>	Quarterly Scores (Grades)		Current Quarter Score (Grade)
	Q1: 82.72 (B-)	Q2: 88.22 (B+)	<b>82.72%</b> <b>(B-)</b>
	Q3: 97.89 (A+)	Q4: 101.79 (A+)	

Program Census Information:	# Children in Care During Quarter: 14	# Placements During Quarter: 15	# Children in Care On Last Day: 13
-----------------------------	---------------------------------------	---------------------------------	------------------------------------

## **Quarterly Provider Comparisons to All ILP/TLPs**

■■■■■■■■ indicates MalTx Threshold

▼ ————— indicates average for all ILP/TLPs





# Performance-Based Placement Measures RBWO Provider GA+SCORECARD - ILP/TLP

Report Quarter: Q1 FY2016

Provider/Program Name: Elks Aidmore Children's Center - Transitional Living Program (629) - CCI				
2394 Morrison Rd., Conyers, GA 30094		Quarterly Scores (Grades)		Current Quarter Score (Grade)
Phone: 770-483-3535		Q1: 82.72 (B-)	Q2: 88.22 (B+)	82.72% (B-)
Vendor ID# 53063		Q3: 97.89 (A+)	Q4: 101.79 (A+)	
Program Census Information:		# Children in Care During Quarter: 14	# Placements During Quarter: 15	# Children in Care On Last Day: 13
	Avg Performance All ILP/TLPs (%)	Provider Performance (%)*	Possible Points (Weight)	Provider Points Earned
<b>OPM Monitoring Reviews</b>				
Annual Comprehensive Reviews	86%	93%	15	14.00
Safety Reviews	95%	96%	5	4.80
<b>Monitoring Sub-Total</b>			<b>20</b>	<b>18.80</b>
<b>ILP/TLP Safety Outcomes</b>				
Incidence of Maltreatment	1.18%	No Substantiated Reports	3	3.00
Staff Training	44%	0%	5	0.00
<b>Safety Sub-Total</b>			<b>8</b>	<b>3.00</b>
<b>ILP/TLP Permanency Outcomes</b>				
Placement Stability	90%	93%	3	2.79
Sibling Contacts	2%	0%	3	0.00
<b>Permanency Sub-Total</b>			<b>6</b>	<b>2.79</b>
<b>ILP/TLP Well-Being Outcomes</b>				
EPSDT Medical Visits	85%	92%	4	3.68
EPSDT Dental Visits	79%	100%	4	4.00
Academic Supports	65%	100%	3	3.00
Provider ECEM Visits	79%	62%	5	3.10
<b>Well-Being Sub-Total</b>			<b>16</b>	<b>13.78</b>
<b>ILP/TLP Specialty Outcomes</b>				
Academic/Career Development	71%	96%	10	9.60
Ind Living Skills Provision	65%	50%	15	7.50
Financial Independence	52%	53%	5	2.65
Community Connections	85%	100%	5	5.00
WTLP/Life Coach	62%	64%	15	9.60
<b>Specialty Sub-Total</b>			<b>50</b>	<b>34.35</b>
*Performance calculation descriptions can be found in the FY 2016 RBWO PBP Measurements and Standards Guide.				

Monitoring &amp; Outcomes: Possible Points = 100

Points Earned = 72.72

Score Before Incentives Credit

72.72%



## Performance-Based Placement Measures

### RBWO Provider GA+SCORECARD - ILP/TLP

Report Quarter: Q1 FY2016

<b>Incentives Awarded</b>	<b>10.00 pts</b>
<b>PBP Verification</b>	<b>N/A pts</b>
<b>Total Score</b>	<b>82.72%</b>

#### Provider/Program Name: Elks Aidmore Children's Center - Transitional Living Program (629) - CCI

Program Census Information:		# Children in Care During Quarter: 14	# Placements During Quarter: 15	# Children in Care On Last Day: 13
ILP/TLP Incentive Credits	Avg Performance All ILP/TLPs (Points)	Provider Performance (%)*	Possible Points (Weight)	Provider Points Earned
No DJJ or DOC Involvement		93%	5	4.65
Extended Foster Care Services		Not Eligible	5	
Positive Permanency Connections		0%	5	0.00
High School Graduation/College Participation/Professional Certification		0%	20	0.00
Part-Time Employment with Medical Benefits		0%	20	0.00
Living Arrangements at Discharge		0%	20	0.00
Additional Academic Supports		100%	2	2.00
Additional IL Skills Provision		50%	5	2.50
Active Agency Accreditation		50%	4	2.00
Staff Clinical Licensure		0%	5	0.00
<b>Incentives Total</b>	<b>10.94</b>		<b>91</b>	<b>11.15</b>

\*Performance calculation descriptions can be found in the FY 2016 RBWO PBP Measurements and Standards Guide.

#### Child Protective Services Investigations and Dispositions

The following investigations data, which is not used for scoring but is considered significant to a provider's performance, is from Georgia SHINES and is not considered final or complete until the end of the fiscal year.

Total Reports:	0
Number Screened In:	0
Number Screened Out:	0
Number Substantiated:	0
Number Unsubstantiated:	0
Number Active CPS Investigations:	0



# **Performance-Based Placement Measures** **RBWO Provider GA+SCORECARD - ILP/TLP**

Report Quarter: Q1 FY2016

**Provider/Program Name: Embracing Communities, Inc. - ILP (5198) - CCI**

4292 Memorial Drive Suite C, Decatur, GA 30032

Phone: 678-435-5769

Vendor ID# 126185

Quarterly Scores (Grades)		Current Quarter Score (Grade)
Q1: 28.53 (F)	Q2: 14.06 (F)	<b>28.53%</b> <b>(F)</b>
Q3: 20.32 (F)	Q4: 32.88 (F)	

Program Census Information:

# Children in Care During Quarter: 4

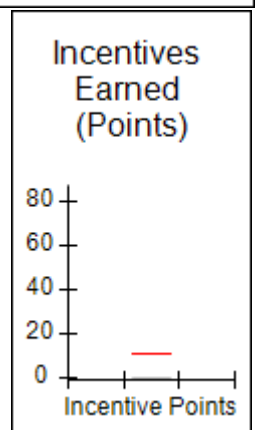
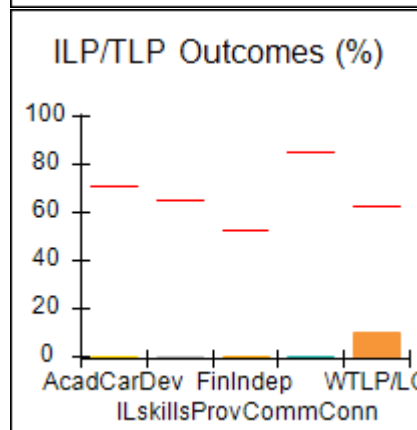
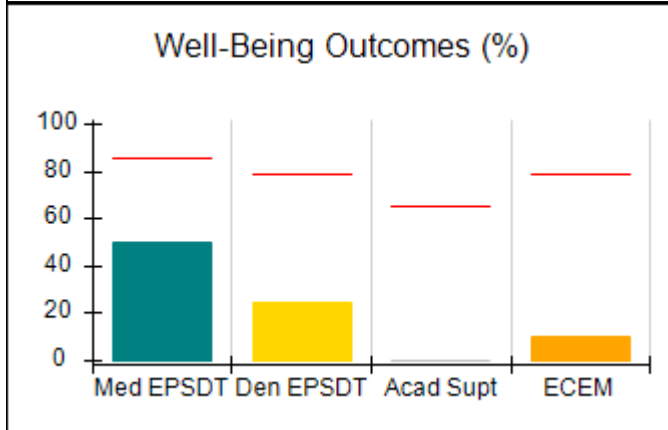
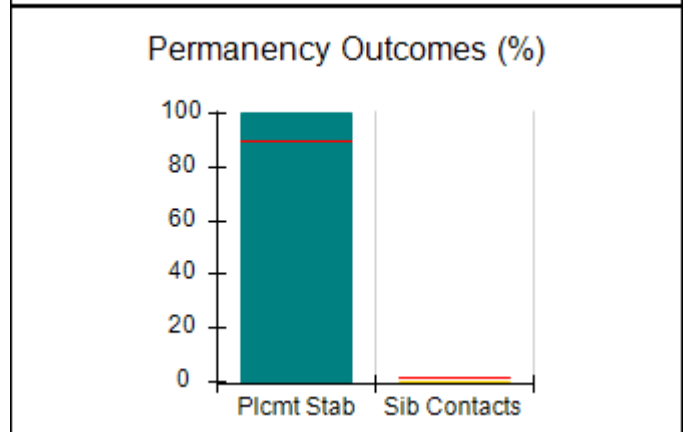
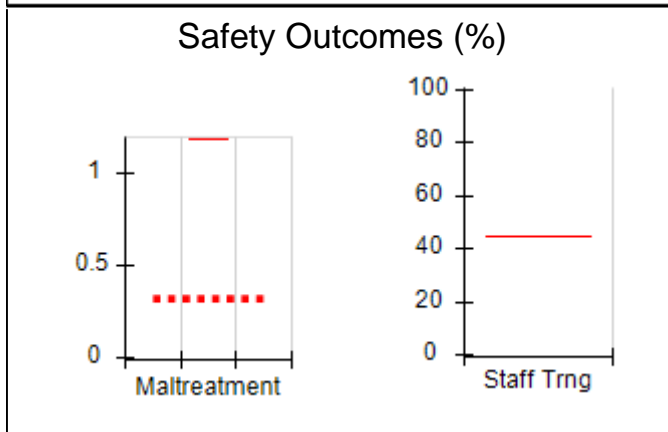
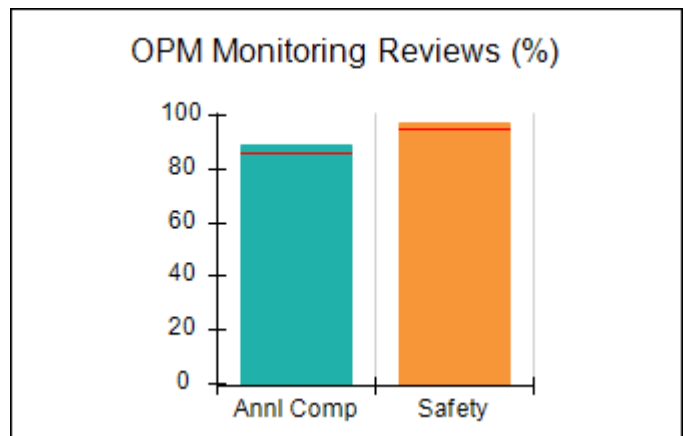
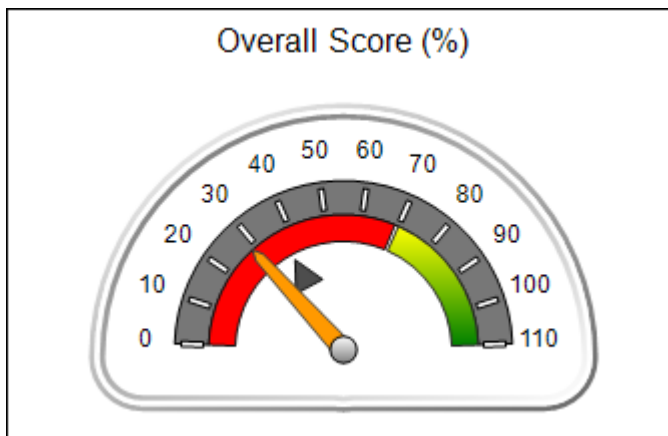
# Placements During Quarter: 4

# Children in Care On Last Day: 4

## **Quarterly Provider Comparisons to All ILP/TLPs**

■■■■■■■■ indicates MalTx Threshold

▼ ————— indicates average for all ILP/TLPs





# Performance-Based Placement Measures RBWO Provider GA+SCORECARD - ILP/TLP

Report Quarter: Q1 FY2016

**Provider/Program Name: Embracing Communities, Inc. - ILP (5198) - CCI**

<b>4292 Memorial Drive Suite C, Decatur, GA 30032</b>  <b>Phone: 678-435-5769</b>  <b>Vendor ID# 126185</b>		<b>Quarterly Scores (Grades)</b>		<b>Current Quarter Score (Grade)</b>
		<b>Q1: 28.53 (F)</b>	<b>Q2: 14.06 (F)</b>	<b>28.53%</b>
		<b>Q3: 20.32 (F)</b>	<b>Q4: 32.88 (F)</b>	<b>(F)</b>
Program Census Information:		# Children in Care During Quarter: 4	# Placements During Quarter: 4	# Children in Care On Last Day: 4
	<b>Avg Performance All ILP/TLPs (%)</b>	<b>Provider Performance (%)*</b>	<b>Possible Points (Weight)</b>	<b>Provider Points Earned</b>
<b>OPM Monitoring Reviews</b>				
Annual Comprehensive Reviews	86%	89%	15	13.40
Safety Reviews	95%	97%	5	4.85
<b>Monitoring Sub-Total</b>			<b>20</b>	<b>18.25</b>
<b>ILP/TLP Safety Outcomes</b>				
Incidence of Maltreatment	1.18%	Not Eligible		
Staff Training	44%	Not Eligible		
<b>Safety Sub-Total</b>			<b>N/A</b>	
<b>ILP/TLP Permanency Outcomes</b>				
Placement Stability	90%	100%	3	3.00
Sibling Contacts	2%	0%	3	0.00
<b>Permanency Sub-Total</b>			<b>6</b>	<b>3.00</b>
<b>ILP/TLP Well-Being Outcomes</b>				
EPSDT Medical Visits	85%	50%	4	2.00
EPSDT Dental Visits	79%	25%	4	1.00
Academic Supports	65%	0%	3	0.00
Provider ECEM Visits	79%	10%	5	0.50
<b>Well-Being Sub-Total</b>			<b>16</b>	<b>3.50</b>
<b>ILP/TLP Specialty Outcomes</b>				
Academic/Career Development	71%	0%	10	0.00
Ind Living Skills Provision	65%	0%	15	0.00
Financial Independence	52%	0%	5	0.00
Community Connections	85%	0%	5	0.00
WTLP/Life Coach	62%	10%	15	1.50
<b>Specialty Sub-Total</b>			<b>50</b>	<b>1.50</b>
*Performance calculation descriptions can be found in the FY 2016 RBWO PBP Measurements and Standards Guide.				

<b>Monitoring &amp; Outcomes: Possible Points = 92</b>	<b>Points Earned = 26.25</b>
<b>Score Before Incentives Credit</b>	<b>28.53%</b>
<b>Incentives Awarded</b>	<b>00.00 pts</b>



**DHS, DFCS, Office of Provider Management**  
**Performance-Based Placement Measures**  
**RBWO Provider GA+SCORECARD - ILP/TLP**  
**Report Quarter: Q1 FY2016**



<b>PBP Verification</b>	<b>N/A pts</b>
<b>Total Score</b>	<b>28.53%</b>

<b>Provider/Program Name: Embracing Communities, Inc. - ILP (5198) - CCI</b>				
<b>Program Census Information:</b>		<b># Children in Care During Quarter: 4</b>	<b># Placements During Quarter: 4</b>	<b># Children in Care On Last Day: 4</b>
<b>ILP/TLP Incentive Credits</b>	<b>Avg Performance All ILP/TLPs (Points)</b>	<b>Provider Performance (%)*</b>	<b>Possible Points (Weight)</b>	<b>Provider Points Earned</b>
No DJJ or DOC Involvement		0%	5	0.00
Extended Foster Care Services		Not Eligible	5	
Positive Permanency Connections		0%	5	0.00
High School Graduation/College Participation/Professional Certification		0%	20	0.00
Part-Time Employment with Medical Benefits		Not Eligible	20	
Living Arrangements at Discharge		Not Eligible	20	
Additional Academic Supports		0%	2	0.00
Additional IL Skills Provision		0%	5	0.00
Active Agency Accreditation		0%	4	0.00
Staff Clinical Licensure		0%	5	0.00
<b>Incentives Total</b>	<b>10.94</b>		<b>91</b>	<b>0.00</b>
*Performance calculation descriptions can be found in the FY 2016 RBWO PBP Measurements and Standards Guide.				

<b>Child Protective Services Investigations and Dispositions</b>		
The following investigations data, which is not used for scoring but is considered significant to a provider's performance, is from Georgia SHINES and is not considered final or complete until the end of the fiscal year.		
Total Reports:	0	
Number Screened In:	0	
Number Screened Out:	0	
Number Substantiated:	0	
Number Unsubstantiated:	0	
Number Active CPS Investigations:	0	



# **Performance-Based Placement Measures** **RBWO Provider GA+SCORECARD - ILP/TLP**

Report Quarter: Q1 FY2016

**Provider/Program Name: ENA, Inc., dba NECCO (formerly GA SAFE) - Albany ILP (5171) - CCI**

2231 Dawson Road, Albany, GA 31707

Phone: 229-299-5095

Vendor ID# 119959

## **Quarterly Scores (Grades)**

Q1: 106.38 (A+)

Q2: 103.22 (A+)

Q3: 84.82 (B)

Q4: 100.19 (A+)

**Current Quarter Score (Grade)**

**106.38%**  
**(A+)**

Program Census Information:

# Children in Care During Quarter: 8

# Placements During Quarter: 8

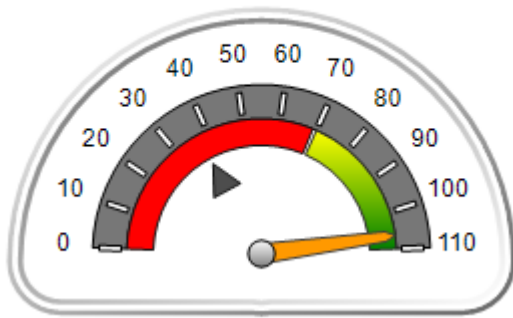
# Children in Care On Last Day: 7

## **Quarterly Provider Comparisons to All ILP/TLPs**

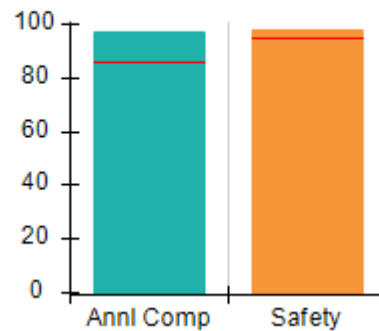
■■■■■■■■ indicates MalTx Threshold

▼ indicates average for all ILP/TLPs

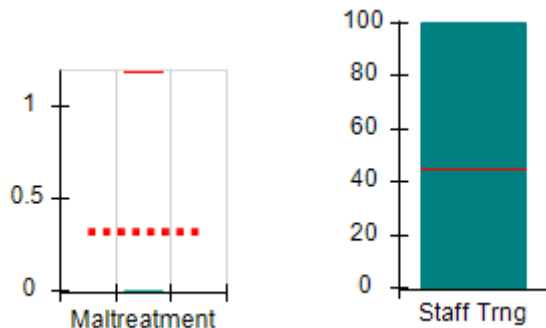
### **Overall Score (%)**



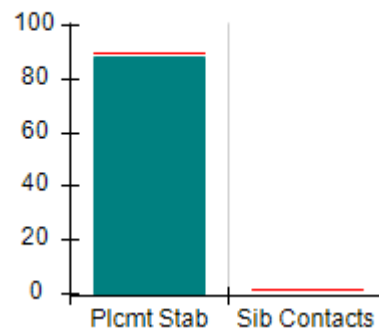
### **OPM Monitoring Reviews (%)**



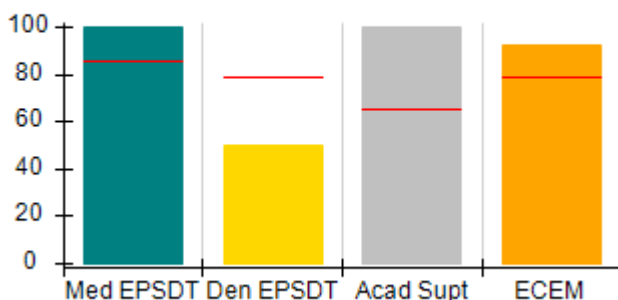
### **Safety Outcomes (%)**



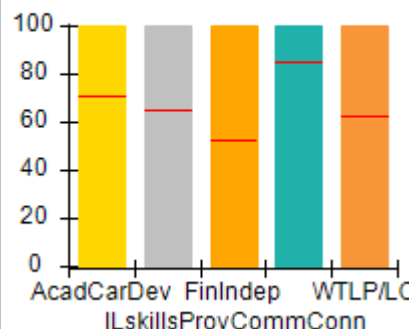
### **Permanency Outcomes (%)**



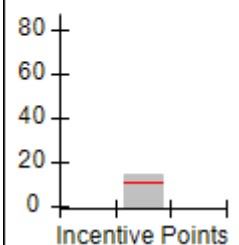
### **Well-Being Outcomes (%)**



### **ILP/TLP Outcomes (%)**



### **Incentives Earned (Points)**







# Performance-Based Placement Measures RBWO Provider GA+SCORECARD - ILP/TLP

Report Quarter: Q1 FY2016

**Provider/Program Name: ENA, Inc., dba NECCO (formerly GA SAFE) - Albany ILP (5171) - CCI**

<b>2231 Dawson Road, Albany, GA 31707</b>  <b>Phone: 229-299-5095</b>  <b>Vendor ID# 119959</b>	Quarterly Scores (Grades)		Current Quarter Score (Grade)
	Q1: 106.38 (A+)	Q2: 103.22 (A+)	<b>106.38%</b> <b>(A+)</b>
	Q3: 84.82 (B)	Q4: 100.19 (A+)	

Program Census Information:	# Children in Care During Quarter: 8	# Placements During Quarter: 8	# Children in Care On Last Day: 7
-----------------------------	--------------------------------------	--------------------------------	-----------------------------------

	Avg Performance All ILP/TLPs (%)	Provider Performance (%)*	Possible Points (Weight)	Provider Points Earned
--	----------------------------------	---------------------------	--------------------------	------------------------

**OPM Monitoring Reviews**

Annual Comprehensive Reviews	86%	97%	15	14.60
Safety Reviews	95%	98%	5	4.90
<b>Monitoring Sub-Total</b>			<b>20</b>	<b>19.50</b>

**ILP/TLP Safety Outcomes**

Incidence of Maltreatment	1.18%	No Substantiated Reports	3	3.00
Staff Training	44%	100%	5	5.00
<b>Safety Sub-Total</b>			<b>8</b>	<b>8.00</b>

**ILP/TLP Permanency Outcomes**

Placement Stability	90%	88%	6	5.28
Sibling Contacts	2%	None Planned		
<b>Permanency Sub-Total</b>			<b>6</b>	<b>5.28</b>

**ILP/TLP Well-Being Outcomes**

EPSDT Medical Visits	85%	100%	4	4.00
EPSDT Dental Visits	79%	50%	4	2.00
Academic Supports	65%	100%	3	3.00
Provider ECEM Visits	79%	92%	5	4.60
<b>Well-Being Sub-Total</b>			<b>16</b>	<b>13.60</b>

**ILP/TLP Specialty Outcomes**

Academic/Career Development	71%	100%	10	10.00
Ind Living Skills Provision	65%	100%	15	15.00
Financial Independence	52%	100%	5	5.00
Community Connections	85%	100%	5	5.00
WTLP/Life Coach	62%	100%	15	15.00
<b>Specialty Sub-Total</b>			<b>50</b>	<b>50.00</b>

\*Performance calculation descriptions can be found in the FY 2016 RBWO PBP Measurements and Standards Guide.

<b>Monitoring &amp; Outcomes: Possible Points = 100</b>	<b>Points Earned = 96.38</b>
<b>Score Before Incentives Credit</b>	
<b>96.38%</b>	



# Performance-Based Placement Measures RBWO Provider GA+SCORECARD - ILP/TLP

Report Quarter: Q1 FY2016

Incentives Awarded	10.00 pts
PBP Verification	N/A pts
<b>Total Score</b>	<b>106.38%</b>

## Provider/Program Name: ENA, Inc., dba NECCO (formerly GA SAFE) - Albany ILP (5171) - CCI

Program Census Information:		# Children in Care During Quarter: 8	# Placements During Quarter: 8	# Children in Care On Last Day: 7
ILP/TLP Incentive Credits	Avg Performance All ILP/TLPs (Points)	Provider Performance (%)*	Possible Points (Weight)	Provider Points Earned
No DJJ or DOC Involvement		100%	5	5.00
Extended Foster Care Services		Not Eligible	5	
Positive Permanency Connections		25%	5	1.25
High School Graduation/College Participation/Professional Certification		25%	20	5.00
Part-Time Employment with Medical Benefits		0%	20	0.00
Living Arrangements at Discharge		0%	20	0.00
Additional Academic Supports		Not Eligible	2	
Additional IL Skills Provision		17%	5	0.85
Active Agency Accreditation		50%	4	2.00
Staff Clinical Licensure		0%	5	0.00
<b>Incentives Total</b>	<b>10.94</b>		<b>91</b>	<b>14.10</b>

\*Performance calculation descriptions can be found in the FY 2016 RBWO PBP Measurements and Standards Guide.

## Child Protective Services Investigations and Dispositions

The following investigations data, which is not used for scoring but is considered significant to a provider's performance, is from Georgia SHINES and is not considered final or complete until the end of the fiscal year.

Total Reports:	0
Number Screened In:	0
Number Screened Out:	0
Number Substantiated:	0
Number Unsubstantiated:	0
Number Active CPS Investigations:	0



## Performance-Based Placement Measures RBWO Provider GA+SCORECARD - ILP/TLP

Report Quarter: Q1 FY2016

**Provider/Program Name: ENA, Inc., dba NECCO (formerly GA SAFE) - Jonesboro ILP (5136) - CCI**

9556 Tara Blvd., Jonesboro, GA 30236

Phone: 678-610-1933

Vendor ID# 114043

Quarterly Scores (Grades)

Current Quarter Score (Grade)

Q1: 74.41 (C)

Q2: 57.14 (F)

74.41%

Q3: 80.97 (B-)

Q4: 76.49 (C)

(C)

Program Census Information:

# Children in Care During Quarter: 28

# Placements During Quarter: 28

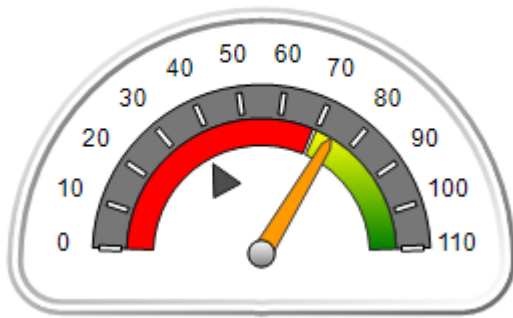
# Children in Care On Last Day: 24

### Quarterly Provider Comparisons to All ILP/TLPs

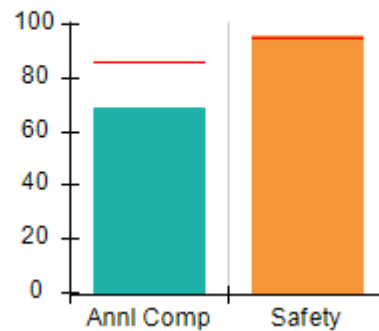
■■■■■■■■ indicates MalTx Threshold

▼ indicates average for all ILP/TLPs

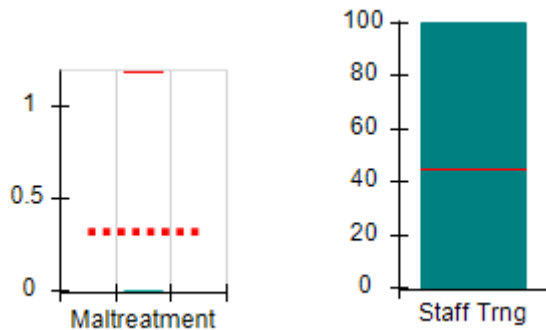
Overall Score (%)



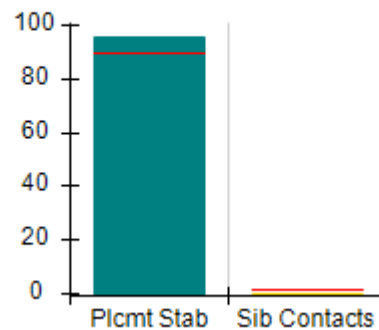
OPM Monitoring Reviews (%)



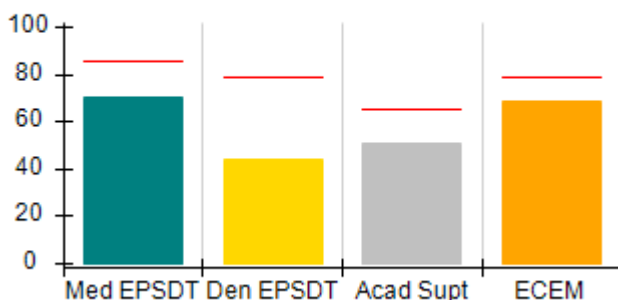
Safety Outcomes (%)



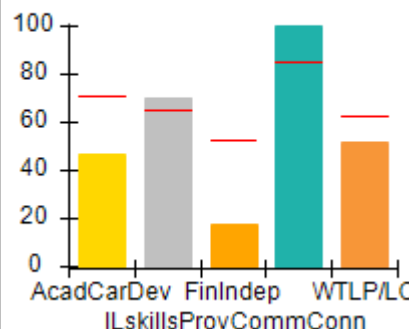
Permanency Outcomes (%)



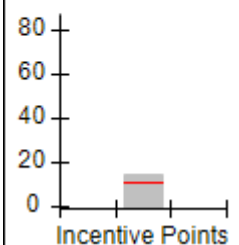
Well-Being Outcomes (%)



ILP/TLP Outcomes (%)



Incentives Earned (Points)





**Performance-Based Placement Measures  
RBWO Provider GA+SCORECARD - ILP/TLP**

**Report Quarter: Q1 FY2016**

<b>Provider/Program Name: ENA, Inc., dba NECCO (formerly GA SAFE) - Jonesboro ILP (5136) - CCI</b>				
<b>9556 Tara Blvd., Jonesboro, GA 30236</b>		<b>Quarterly Scores (Grades)</b>		<b>Current Quarter Score (Grade)</b>
<b>Phone: 678-610-1933</b>		<b>Q1: 74.41 (C)</b>	<b>Q2: 57.14 (F)</b>	<b>74.41%</b>
<b>Vendor ID# 114043</b>		<b>Q3: 80.97 (B-)</b>	<b>Q4: 76.49 (C)</b>	<b>(C)</b>
Program Census Information:		# Children in Care During Quarter: 28	# Placements During Quarter: 28	# Children in Care On Last Day: 24
	<b>Avg Performance All ILP/TLPs (%)</b>	<b>Provider Performance (%)*</b>	<b>Possible Points (Weight)</b>	<b>Provider Points Earned</b>
<b>OPM Monitoring Reviews</b>				
Annual Comprehensive Reviews	86%	69%	15	10.35
Safety Reviews	95%	96%	5	4.79
<b>Monitoring Sub-Total</b>			<b>20</b>	<b>15.14</b>
<b>ILP/TLP Safety Outcomes</b>				
Incidence of Maltreatment	1.18%	No Substantiated Reports	3	3.00
Staff Training	44%	100%	5	5.00
<b>Safety Sub-Total</b>			<b>8</b>	<b>8.00</b>
<b>ILP/TLP Permanency Outcomes</b>				
Placement Stability	90%	96%	3	2.88
Sibling Contacts	2%	0%	3	0.00
<b>Permanency Sub-Total</b>			<b>6</b>	<b>2.88</b>
<b>ILP/TLP Well-Being Outcomes</b>				
EPSDT Medical Visits	85%	70%	4	2.80
EPSDT Dental Visits	79%	44%	4	1.76
Academic Supports	65%	51%	3	1.53
Provider ECEM Visits	79%	69%	5	3.45
<b>Well-Being Sub-Total</b>			<b>16</b>	<b>9.54</b>
<b>ILP/TLP Specialty Outcomes</b>				
Academic/Career Development	71%	47%	10	4.70
Ind Living Skills Provision	65%	70%	15	10.50
Financial Independence	52%	17%	5	0.85
Community Connections	85%	100%	5	5.00
WTLP/Life Coach	62%	52%	15	7.80
<b>Specialty Sub-Total</b>			<b>50</b>	<b>28.85</b>
*Performance calculation descriptions can be found in the FY 2016 RBWO PBP Measurements and Standards Guide.				

<b>Monitoring &amp; Outcomes: Possible Points = 100</b>	<b>Points Earned = 64.41</b>
<b>Score Before Incentives Credit</b>	
<b>64.41%</b>	



# Performance-Based Placement Measures RBWO Provider GA+SCORECARD - ILP/TLP

Report Quarter: Q1 FY2016

Incentives Awarded	10.00 pts
PBP Verification	N/A pts
<b>Total Score</b>	<b>74.41%</b>

## Provider/Program Name: ENA, Inc., dba NECCO (formerly GA SAFE) - Jonesboro ILP (5136) - CCI

Program Census Information:		# Children in Care During Quarter: 28	# Placements During Quarter: 28	# Children in Care On Last Day: 24
ILP/TLP Incentive Credits	Avg Performance All ILP/TLPs (Points)	Provider Performance (%)*	Possible Points (Weight)	Provider Points Earned
No DJJ or DOC Involvement		68%	5	3.40
Extended Foster Care Services		0%	5	0.00
Positive Permanency Connections		0%	5	0.00
High School Graduation/College Participation/Professional Certification		37%	20	7.40
Part-Time Employment with Medical Benefits		0%	20	0.00
Living Arrangements at Discharge		0%	20	0.00
Additional Academic Supports		33%	2	0.66
Additional IL Skills Provision		24%	5	1.20
Active Agency Accreditation		50%	4	2.00
Staff Clinical Licensure		0%	5	0.00
<b>Incentives Total</b>	<b>10.94</b>		<b>91</b>	<b>14.66</b>

\*Performance calculation descriptions can be found in the FY 2016 RBWO PBP Measurements and Standards Guide.

## Child Protective Services Investigations and Dispositions

The following investigations data, which is not used for scoring but is considered significant to a provider's performance, is from Georgia SHINES and is not considered final or complete until the end of the fiscal year.

Total Reports:	0
Number Screened In:	0
Number Screened Out:	0
Number Substantiated:	0
Number Unsubstantiated:	0
Number Active CPS Investigations:	0



## Performance-Based Placement Measures RBWO Provider GA+SCORECARD - ILP/TLP

Report Quarter: Q1 FY2016

**Provider/Program Name: ENA, Inc., dba NECCO (formerly GA SAFE) - Macon ILP (5172) - CCI**

150 North Crest Blvd, Macon, GA 31210

Phone: 478-254-2902

Vendor ID# 92617

Quarterly Scores (Grades)

Current Quarter Score (Grade)

Q1: 90.47 (A-)

Q2: 89.67 (B+)

90.47%

Q3: 96.57 (A)

Q4: 90.85 (A-)

(A-)

Program Census Information:

# Children in Care During Quarter: 9

# Placements During Quarter: 9

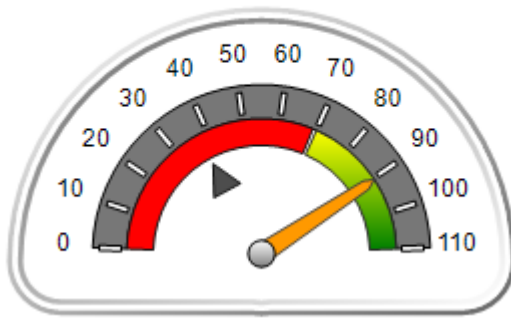
# Children in Care On Last Day: 8

### Quarterly Provider Comparisons to All ILP/TLPs

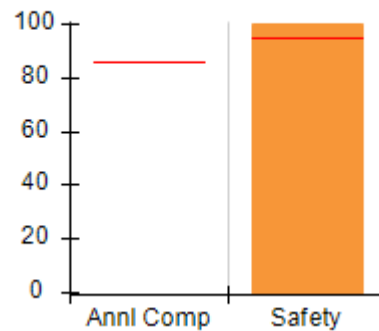
■■■■■■■■ indicates MalTx Threshold

▼ indicates average for all ILP/TLPs

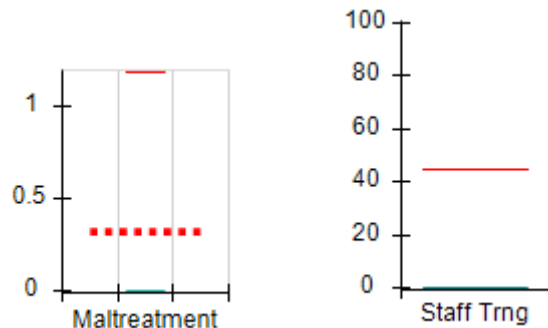
Overall Score (%)



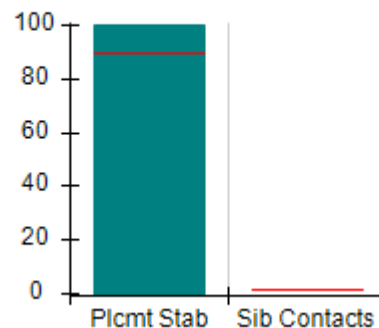
OPM Monitoring Reviews (%)



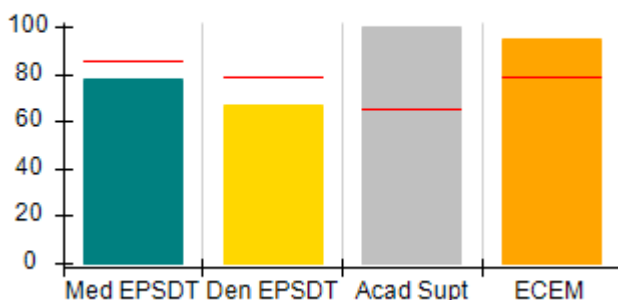
Safety Outcomes (%)



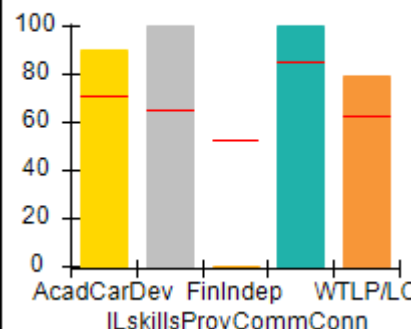
Permanency Outcomes (%)



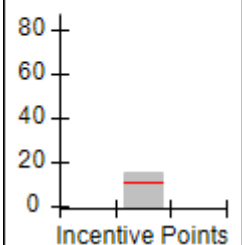
Well-Being Outcomes (%)



ILP/TLP Outcomes (%)



Incentives Earned (Points)





# Performance-Based Placement Measures RBWO Provider GA+SCORECARD - ILP/TLP

Report Quarter: Q1 FY2016

**Provider/Program Name: ENA, Inc., dba NECCO (formerly GA SAFE) - Macon ILP (5172) - CCI**

<b>150 North Crest Blvd, Macon, GA 31210</b>  <b>Phone: 478-254-2902</b>  <b>Vendor ID# 92617</b>	<b>Quarterly Scores (Grades)</b>		<b>Current Quarter Score (Grade)</b>
	<b>Q1: 90.47 (A-)</b>	<b>Q2: 89.67 (B+)</b>	<b>90.47% (A-)</b>
	<b>Q3: 96.57 (A)</b>	<b>Q4: 90.85 (A-)</b>	

Program Census Information:	# Children in Care During Quarter: 9	# Placements During Quarter: 9	# Children in Care On Last Day: 8
-----------------------------	--------------------------------------	--------------------------------	-----------------------------------

	<b>Avg Performance All ILP/TLPs (%)</b>	<b>Provider Performance (%)*</b>	<b>Possible Points (Weight)</b>	<b>Provider Points Earned</b>
--	---	----------------------------------	---------------------------------	-------------------------------

**OPM Monitoring Reviews**

Annual Comprehensive Reviews	86%	Not Yet Conducted		
Safety Reviews	95%	100%	5	5.00
<b>Monitoring Sub-Total</b>			<b>5</b>	<b>5.00</b>

**ILP/TLP Safety Outcomes**

Incidence of Maltreatment	1.18%	No Substantiated Reports	3	3.00
Staff Training	44%	0%	5	0.00
<b>Safety Sub-Total</b>			<b>8</b>	<b>3.00</b>

**ILP/TLP Permanency Outcomes**

Placement Stability	90%	100%	6	6.00
Sibling Contacts	2%	None Planned		
<b>Permanency Sub-Total</b>			<b>6</b>	<b>6.00</b>

**ILP/TLP Well-Being Outcomes**

EPSDT Medical Visits	85%	78%	4	3.12
EPSDT Dental Visits	79%	67%	4	2.68
Academic Supports	65%	100%	3	3.00
Provider ECEM Visits	79%	95%	5	4.75
<b>Well-Being Sub-Total</b>			<b>16</b>	<b>13.55</b>

**ILP/TLP Specialty Outcomes**

Academic/Career Development	71%	90%	10	9.00
Ind Living Skills Provision	65%	100%	15	15.00
Financial Independence	52%	0%	5	0.00
Community Connections	85%	100%	5	5.00
WTLP/Life Coach	62%	79%	15	11.85
<b>Specialty Sub-Total</b>			<b>50</b>	<b>40.85</b>

\*Performance calculation descriptions can be found in the FY 2016 RBWO PBP Measurements and Standards Guide.

<b>Monitoring &amp; Outcomes: Possible Points = 85</b>	<b>Points Earned = 68.40</b>
<b>Score Before Incentives Credit</b>	
<b>80.47%</b>	



## Performance-Based Placement Measures

### RBWO Provider GA+SCORECARD - ILP/TLP

Report Quarter: Q1 FY2016

<b>Incentives Awarded</b>	<b>10.00 pts</b>
<b>PBP Verification</b>	<b>N/A pts</b>
<b>Total Score</b>	<b>90.47%</b>

#### Provider/Program Name: ENA, Inc., dba NECCO (formerly GA SAFE) - Macon ILP (5172) - CCI

Program Census Information:		# Children in Care During Quarter: 9	# Placements During Quarter: 9	# Children in Care On Last Day: 8
ILP/TLP Incentive Credits	Avg Performance All ILP/TLPs (Points)	Provider Performance (%)*	Possible Points (Weight)	Provider Points Earned
No DJJ or DOC Involvement		95%	5	4.75
Extended Foster Care Services		0%	5	0.00
Positive Permanency Connections		0%	5	0.00
High School Graduation/College Participation/Professional Certification		22%	20	4.40
Part-Time Employment with Medical Benefits		0%	20	0.00
Living Arrangements at Discharge		0%	20	0.00
Additional Academic Supports		100%	2	2.00
Additional IL Skills Provision		43%	5	2.15
Active Agency Accreditation		50%	4	2.00
Staff Clinical Licensure		0%	5	0.00
<b>Incentives Total</b>	<b>10.94</b>		<b>91</b>	<b>15.30</b>

\*Performance calculation descriptions can be found in the FY 2016 RBWO PBP Measurements and Standards Guide.

#### Child Protective Services Investigations and Dispositions

The following investigations data, which is not used for scoring but is considered significant to a provider's performance, is from Georgia SHINES and is not considered final or complete until the end of the fiscal year.

Total Reports:	0	
Number Screened In:	0	
Number Screened Out:	0	
Number Substantiated:	0	
Number Unsubstantiated:	0	
Number Active CPS Investigations:	0	





## Performance-Based Placement Measures RBWO Provider GA+SCORECARD - ILP/TLP

Report Quarter: Q1 FY2016

**Provider/Program Name: ENA, Inc., dba NECCO (formerly GA SAFE) - Martinez ILP (5137) - CCI**

4424 Columbia Rd., Martinez, GA 30907

Phone: 706-210-3435

Vendor ID# 114072

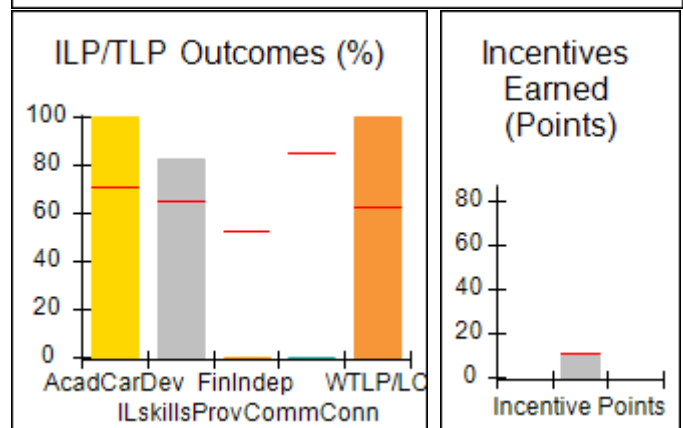
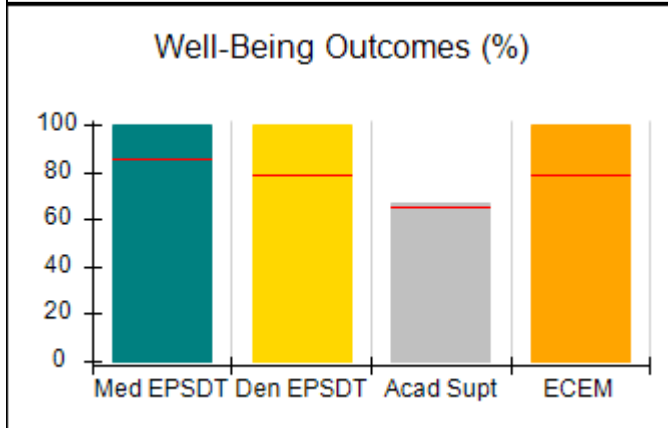
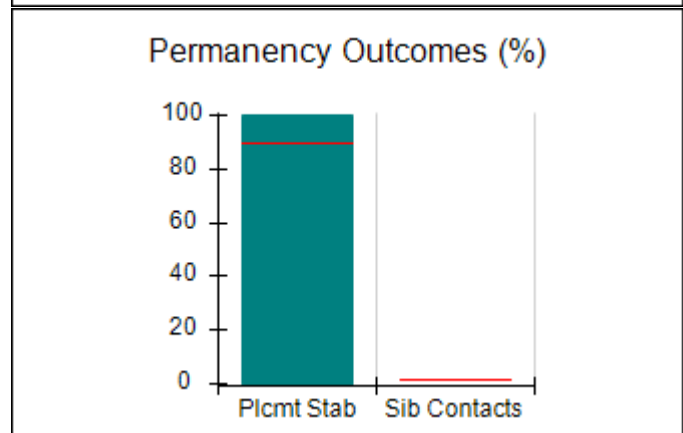
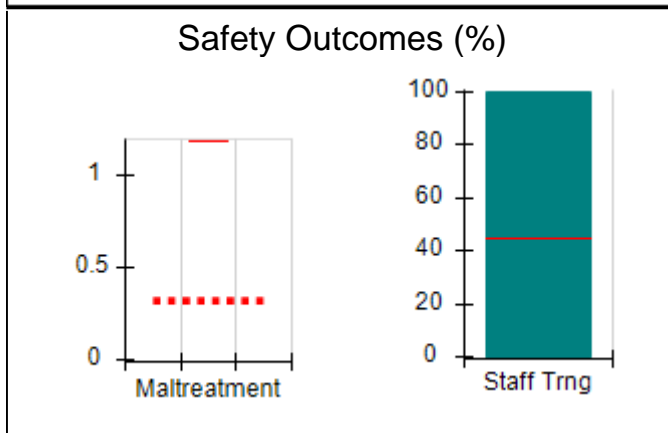
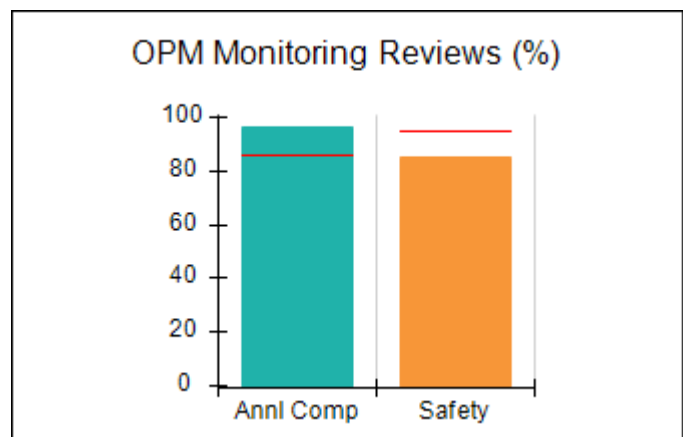
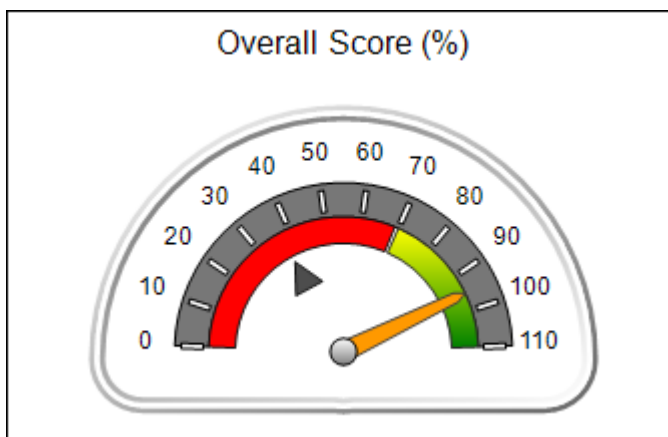
Quarterly Scores (Grades)		Current Quarter Score (Grade)
Q1: 95.21 (A)	Q2: 103.78 (A+)	95.21% (A)
Q3: 88.98 (B+)	Q4: 101.68 (A+)	

Program Census Information:	# Children in Care During Quarter: 2	# Placements During Quarter: 2	# Children in Care On Last Day: 2
-----------------------------	--------------------------------------	--------------------------------	-----------------------------------

### Quarterly Provider Comparisons to All ILP/TLPs

■■■■■■■■ indicates MalTx Threshold

▼ ————— indicates average for all ILP/TLPs





# Performance-Based Placement Measures RBWO Provider GA+SCORECARD - ILP/TLP

Report Quarter: Q1 FY2016

**Provider/Program Name: ENA, Inc., dba NECCO (formerly GA SAFE) - Martinez ILP (5137) - CCI**

4424 Columbia Rd., Martinez, GA 30907		Quarterly Scores (Grades)		Current Quarter Score (Grade)
Phone: 706-210-3435		Q1: 95.21 (A)	Q2: 103.78 (A+)	95.21% (A)
Vendor ID# 114072		Q3: 88.98 (B+)	Q4: 101.68 (A+)	
Program Census Information:		# Children in Care During Quarter: 2	# Placements During Quarter: 2	# Children in Care On Last Day: 2
	Avg Performance All ILP/TLPs (%)	Provider Performance (%)*	Possible Points (Weight)	Provider Points Earned
<b>OPM Monitoring Reviews</b>				
Annual Comprehensive Reviews	86%	97%	15	14.50
Safety Reviews	95%	85%	5	4.25
<b>Monitoring Sub-Total</b>			<b>20</b>	<b>18.75</b>
<b>ILP/TLP Safety Outcomes</b>				
Incidence of Maltreatment	1.18%	Not Eligible		
Staff Training	44%	100%	8	8.00
<b>Safety Sub-Total</b>			<b>8</b>	<b>8.00</b>
<b>ILP/TLP Permanency Outcomes</b>				
Placement Stability	90%	100%	6	6.00
Sibling Contacts	2%	None Planned		
<b>Permanency Sub-Total</b>			<b>6</b>	<b>6.00</b>
<b>ILP/TLP Well-Being Outcomes</b>				
EPSDT Medical Visits	85%	100%	4	4.00
EPSDT Dental Visits	79%	100%	4	4.00
Academic Supports	65%	67%	3	2.01
Provider ECEM Visits	79%	100%	5	5.00
<b>Well-Being Sub-Total</b>			<b>16</b>	<b>15.01</b>
<b>ILP/TLP Specialty Outcomes</b>				
Academic/Career Development	71%	100%	10	10.00
Ind Living Skills Provision	65%	83%	15	12.45
Financial Independence	52%	0%	5	0.00
Community Connections	85%	0%	5	0.00
WTLP/Life Coach	62%	100%	15	15.00
<b>Specialty Sub-Total</b>			<b>50</b>	<b>37.45</b>

\*Performance calculation descriptions can be found in the FY 2016 RBWO PBP Measurements and Standards Guide.

<b>Monitoring &amp; Outcomes: Possible Points = 100</b>	<b>Points Earned = 85.21</b>
<b>Score Before Incentives Credit</b>	<b>85.21%</b>
<b>Incentives Awarded</b>	<b>10.00 pts</b>



**DHS, DFCS, Office of Provider Management**  
**Performance-Based Placement Measures**  
**RBWO Provider GA+SCORECARD - ILP/TLP**  
**Report Quarter: Q1 FY2016**



<b>PBP Verification</b>	<b>N/A pts</b>
<b>Total Score</b>	<b>95.21%</b>

**Provider/Program Name: ENA, Inc., dba NECCO (formerly GA SAFE) - Martinez ILP (5137) - CCI**

Program Census Information:		# Children in Care During Quarter: 2	# Placements During Quarter: 2	# Children in Care On Last Day: 2
ILP/TLP Incentive Credits	Avg Performance All ILP/TLPs (Points)	Provider Performance (%)*	Possible Points (Weight)	Provider Points Earned
No DJJ or DOC Involvement		100%	5	5.00
Extended Foster Care Services		Not Eligible	5	
Positive Permanency Connections		0%	5	0.00
High School Graduation/College Participation/Professional Certification		0%	20	0.00
Part-Time Employment with Medical Benefits		Not Eligible	20	
Living Arrangements at Discharge		Not Eligible	20	
Additional Academic Supports		33%	2	0.66
Additional IL Skills Provision		50%	5	2.50
Active Agency Accreditation		50%	4	2.00
Staff Clinical Licensure		0%	5	0.00
<b>Incentives Total</b>	<b>10.94</b>		<b>91</b>	<b>10.16</b>

\*Performance calculation descriptions can be found in the FY 2016 RBWO PBP Measurements and Standards Guide.

**Child Protective Services Investigations and Dispositions**

The following investigations data, which is not used for scoring but is considered significant to a provider's performance, is from Georgia SHINES and is not considered final or complete until the end of the fiscal year.

Total Reports:	0
Number Screened In:	0
Number Screened Out:	0
Number Substantiated:	0
Number Unsubstantiated:	0
Number Active CPS Investigations:	0



# Performance-Based Placement Measures RBWO Provider GA+SCORECARD - ILP/TLP

Report Quarter: Q1 FY2016

**Provider/Program Name: Exquisite Care - ILP (5195) - CCI**

9220 Grady Dr., Jonesboro, GA 30238

Phone: 770-580-0542

Vendor ID# 125387

Quarterly Scores (Grades)

Q1: 92.14 (A-)

Q2: 80.77 (B-)

Q3: 70.85 (C-)

Q4: 11.32 (F)

Current Quarter Score (Grade)

92.14%

(A-)

Program Census Information:

# Children in Care During Quarter: 6

# Placements During Quarter: 6

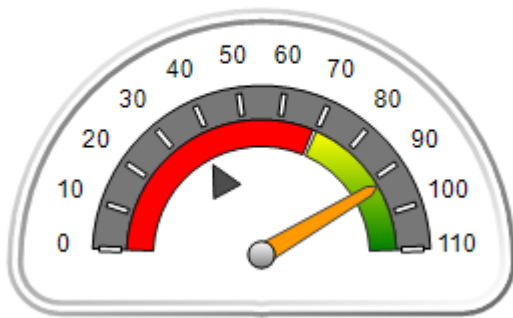
# Children in Care On Last Day: 4

## Quarterly Provider Comparisons to All ILP/TLPs

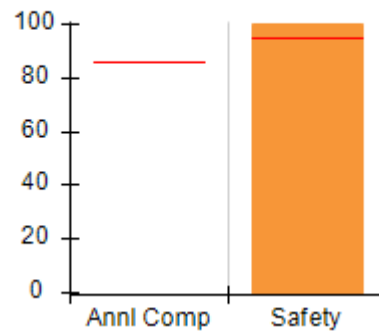
■■■■■■■■ indicates MalTx Threshold

▼ indicates average for all ILP/TLPs

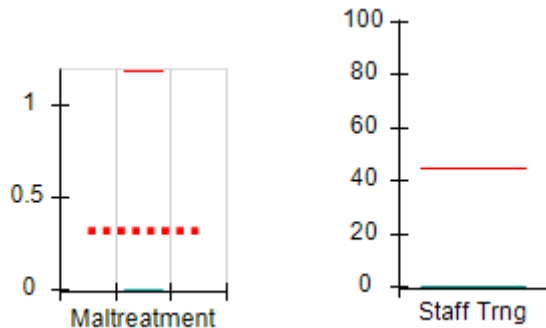
Overall Score (%)



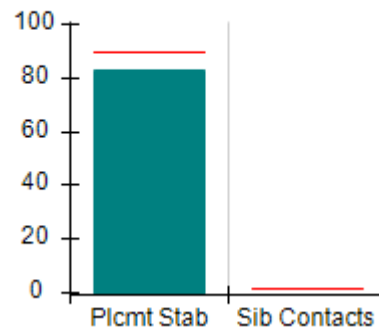
OPM Monitoring Reviews (%)



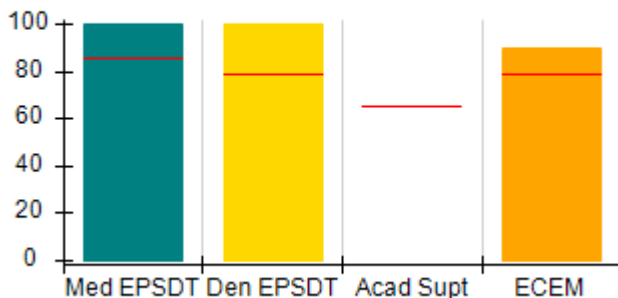
Safety Outcomes (%)



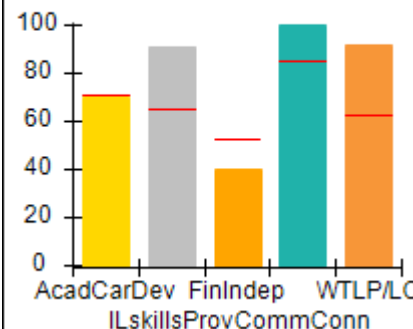
Permanency Outcomes (%)



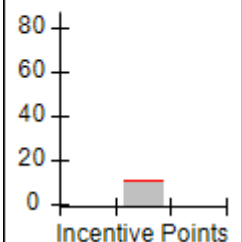
Well-Being Outcomes (%)



ILP/TLP Outcomes (%)



Incentives Earned (Points)





# Performance-Based Placement Measures

## RBWO Provider GA+SCORECARD - ILP/TLP

Report Quarter: Q1 FY2016

**Provider/Program Name: Exquisite Care - ILP (5195) - CCI**

9220 Grady Dr., Jonesboro, GA 30238

Phone: 770-580-0542

Vendor ID# 125387

**Quarterly Scores (Grades)****Current Quarter Score (Grade)**

Q1: 92.14 (A-)

Q2: 80.77 (B-)

**92.14%**

Q3: 70.85 (C-)

Q4: 11.32 (F)

**(A-)**

Program Census Information:

# Children in Care During  
Quarter: 6# Placements During  
Quarter: 6# Children in Care On  
Last Day: 4Avg  
Performance All  
ILP/TLPs (%)Provider  
Performance (%)\*Possible Points  
(Weight)Provider Points  
Earned**OPM Monitoring Reviews**

Annual Comprehensive Reviews	86%	Not Yet Conducted		
Safety Reviews	95%	100%	5	5.00
<b>Monitoring Sub-Total</b>			<b>5</b>	<b>5.00</b>

**ILP/TLP Safety Outcomes**

Incidence of Maltreatment	1.18%	No Substantiated Reports	3	3.00
Staff Training	44%	0%	5	0.00
<b>Safety Sub-Total</b>			<b>8</b>	<b>3.00</b>

**ILP/TLP Permanency Outcomes**

Placement Stability	90%	83%	6	4.98
Sibling Contacts	2%	None Planned		
<b>Permanency Sub-Total</b>			<b>6</b>	<b>4.98</b>

**ILP/TLP Well-Being Outcomes**

EPSDT Medical Visits	85%	100%	4.9	4.92
EPSDT Dental Visits	79%	100%	4.9	4.92
Academic Supports	65%	Not Eligible		
Provider ECEM Visits	79%	90%	6.2	5.54
<b>Well-Being Sub-Total</b>			<b>16</b>	<b>15.39</b>

**ILP/TLP Specialty Outcomes**

Academic/Career Development	71%	70%	10	7.00
Ind Living Skills Provision	65%	91%	15	13.65
Financial Independence	52%	40%	5	2.00
Community Connections	85%	100%	5	5.00
WTLP/Life Coach	62%	92%	15	13.80
<b>Specialty Sub-Total</b>			<b>50</b>	<b>41.45</b>

\*Performance calculation descriptions can be found in the FY 2016 RBWO PBP Measurements and Standards Guide.

**Monitoring & Outcomes: Possible Points = 85****Points Earned = 69.82****Score Before Incentives Credit****82.14%**



## Performance-Based Placement Measures

### RBWO Provider GA+SCORECARD - ILP/TLP

Report Quarter: Q1 FY2016

<b>Incentives Awarded</b>	<b>10.00 pts</b>
<b>PBP Verification</b>	<b>N/A pts</b>
<b>Total Score</b>	<b>92.14%</b>

#### Provider/Program Name: Exquisite Care - ILP (5195) - CCI

Program Census Information:		# Children in Care During Quarter: 6	# Placements During Quarter: 6	# Children in Care On Last Day: 4
ILP/TLP Incentive Credits	Avg Performance All ILP/TLPs (Points)	Provider Performance (%)*	Possible Points (Weight)	Provider Points Earned
No DJJ or DOC Involvement		100%	5	5.00
Extended Foster Care Services		0%	5	0.00
Positive Permanency Connections		0%	5	0.00
High School Graduation/College Participation/Professional Certification		20%	20	4.00
Part-Time Employment with Medical Benefits		0%	20	0.00
Living Arrangements at Discharge		0%	20	0.00
Additional Academic Supports		Not Eligible	2	
Additional IL Skills Provision		30%	5	1.50
Active Agency Accreditation		0%	4	0.00
Staff Clinical Licensure		0%	5	0.00
<b>Incentives Total</b>	<b>10.94</b>		<b>91</b>	<b>10.50</b>

\*Performance calculation descriptions can be found in the FY 2016 RBWO PBP Measurements and Standards Guide.

#### Child Protective Services Investigations and Dispositions

The following investigations data, which is not used for scoring but is considered significant to a provider's performance, is from Georgia SHINES and is not considered final or complete until the end of the fiscal year.

Total Reports:	0	
Number Screened In:	0	
Number Screened Out:	0	
Number Substantiated:	0	
Number Unsubstantiated:	0	
Number Active CPS Investigations:	0	



# Performance-Based Placement Measures RBWO Provider GA+SCORECARD - ILP/TLP

Report Quarter: Q1 FY2016

**Provider/Program Name: Families First - Transitional Living Program (643) - CCI**

1105 W. Peachtree St., Atlanta, GA 30309

Phone: 4048532844

Vendor ID# 35338

## Quarterly Scores (Grades)

Q1: 65.02 (D)

Q2: 64.90 (D)

Q3: 90.32 (A-)

Q4: 63.23 (D-)

## Current Quarter Score (Grade)

**65.02%**

**(D)**

Program Census Information:

# Children in Care During Quarter: 11

# Placements During Quarter: 11

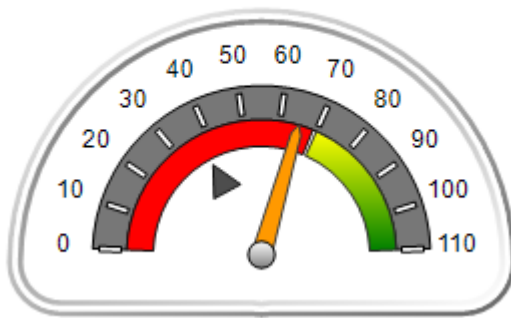
# Children in Care On Last Day: 8

## Quarterly Provider Comparisons to All ILP/TLPs

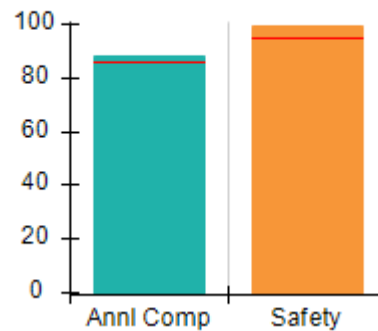
■■■■■■■■ indicates MalTx Threshold

▼ indicates average for all ILP/TLPs

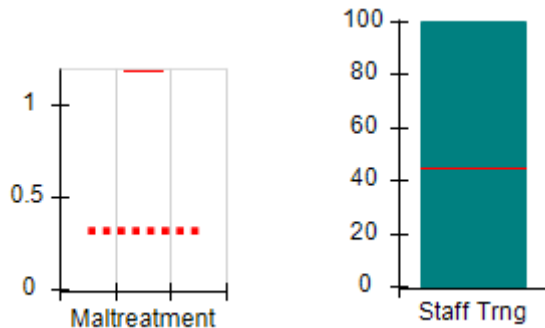
### Overall Score (%)



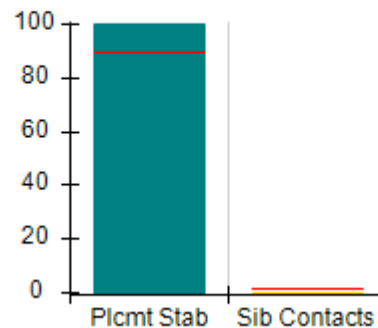
### OPM Monitoring Reviews (%)



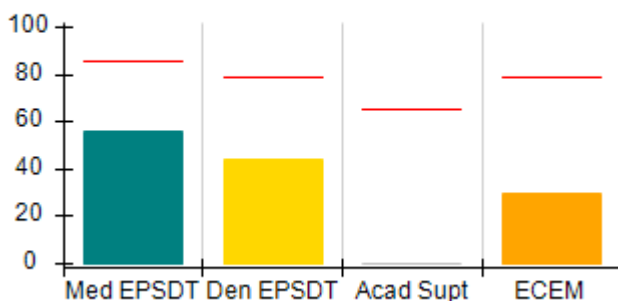
### Safety Outcomes (%)



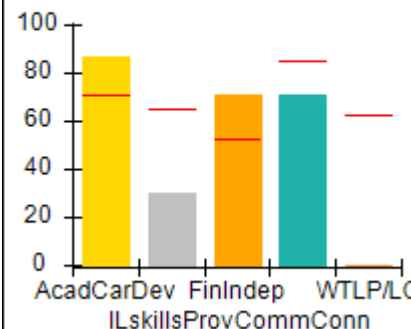
### Permanency Outcomes (%)



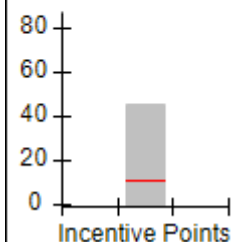
### Well-Being Outcomes (%)



### ILP/TLP Outcomes (%)



### Incentives Earned (Points)





# Performance-Based Placement Measures RBWO Provider GA+SCORECARD - ILP/TLP

Report Quarter: Q1 FY2016

Provider/Program Name: Families First - Transitional Living Program (643) - CCI				
1105 W. Peachtree St., Atlanta, GA 30309 Phone: 4048532844 Vendor ID# 35338		Quarterly Scores (Grades)		Current Quarter Score (Grade)
		Q1: 65.02 (D)	Q2: 64.90 (D)	<b>65.02%</b> <b>(D)</b>
		Q3: 90.32 (A-)	Q4: 63.23 (D-)	
Program Census Information:		# Children in Care During Quarter: 11	# Placements During Quarter: 11	# Children in Care On Last Day: 8
	Avg Performance All ILP/TLPs (%)	Provider Performance (%)*	Possible Points (Weight)	Provider Points Earned
<b>OPM Monitoring Reviews</b>				
Annual Comprehensive Reviews	86%	88%	15	13.25
Safety Reviews	95%	99%	5	4.97
<b>Monitoring Sub-Total</b>			<b>20</b>	<b>18.22</b>
<b>ILP/TLP Safety Outcomes</b>				
Incidence of Maltreatment	1.18%	Not Eligible		
Staff Training	44%	100%	8	8.00
<b>Safety Sub-Total</b>			<b>8</b>	<b>8.00</b>
<b>ILP/TLP Permanency Outcomes</b>				
Placement Stability	90%	100%	3	3.00
Sibling Contacts	2%	0%	3	0.00
<b>Permanency Sub-Total</b>			<b>6</b>	<b>3.00</b>
<b>ILP/TLP Well-Being Outcomes</b>				
EPSDT Medical Visits	85%	56%	4	2.24
EPSDT Dental Visits	79%	44%	4	1.76
Academic Supports	65%	0%	3	0.00
Provider ECEM Visits	79%	30%	5	1.50
<b>Well-Being Sub-Total</b>			<b>16</b>	<b>5.50</b>
<b>ILP/TLP Specialty Outcomes</b>				
Academic/Career Development	71%	87%	10	8.70
Ind Living Skills Provision	65%	30%	15	4.50
Financial Independence	52%	71%	5	3.55
Community Connections	85%	71%	5	3.55
WTLPL/Life Coach	62%	0%	15	0.00
<b>Specialty Sub-Total</b>			<b>50</b>	<b>20.30</b>
*Performance calculation descriptions can be found in the FY 2016 RBWO PBP Measurements and Standards Guide.				

<b>Monitoring &amp; Outcomes: Possible Points = 100</b>	<b>Points Earned = 55.02</b>
<b>Score Before Incentives Credit</b>	<b>55.02%</b>
<b>Incentives Awarded</b>	<b>10.00 pts</b>





**DHS, DFCS, Office of Provider Management**  
**Performance-Based Placement Measures**  
**RBWO Provider GA+SCORECARD - ILP/TLP**  
**Report Quarter: Q1 FY2016**



<b>PBP Verification</b>	<b>N/A pts</b>
<b>Total Score</b>	<b>65.02%</b>

<b>Provider/Program Name: Families First - Transitional Living Program (643) - CCI</b>				
<b>Program Census Information:</b>		<b># Children in Care During Quarter: 11</b>	<b># Placements During Quarter: 11</b>	<b># Children in Care On Last Day: 8</b>
<b>ILP/TLP Incentive Credits</b>	<b>Avg Performance All ILP/TLPs (Points)</b>	<b>Provider Performance (%)*</b>	<b>Possible Points (Weight)</b>	<b>Provider Points Earned</b>
No DJJ or DOC Involvement		87%	5	4.35
Extended Foster Care Services		Not Eligible	5	
Positive Permanency Connections		0%	5	0.00
High School Graduation/College Participation/Professional Certification		56%	20	11.20
Part-Time Employment with Medical Benefits		100%	20	20.00
Living Arrangements at Discharge		33%	20	6.60
Additional Academic Supports		0%	2	0.00
Additional IL Skills Provision		17%	5	0.85
Active Agency Accreditation		50%	4	2.00
Staff Clinical Licensure		10%	5	0.50
<b>Incentives Total</b>	<b>10.94</b>		<b>91</b>	<b>45.50</b>
*Performance calculation descriptions can be found in the FY 2016 RBWO PBP Measurements and Standards Guide.				

<b>Child Protective Services Investigations and Dispositions</b>		
The following investigations data, which is not used for scoring but is considered significant to a provider's performance, is from Georgia SHINES and is not considered final or complete until the end of the fiscal year.		
Total Reports:	0	
Number Screened In:	0	
Number Screened Out:	0	
Number Substantiated:	0	
Number Unsubstantiated:	0	
Number Active CPS Investigations:	0	



# **Performance-Based Placement Measures** **RBWO Provider GA+SCORECARD - ILP/TLP**

Report Quarter: Q1 FY2016

**Provider/Program Name: Goshen Valley Foundation - Goshen New Beginnings ILP (5130) - CCI**

200 West Main St., Canton, GA 30114

Phone: 770-796-4618

Vendor ID# 111810

Quarterly Scores (Grades)

Current Quarter Score (Grade)

Q1: 106.60 (A+)

Q2: 104.51 (A+)

**106.60%**

Q3: 107.52 (A+)

Q4: 105.26 (A+)

**(A+)**

Program Census Information:

# Children in Care During Quarter: 22

# Placements During Quarter: 22

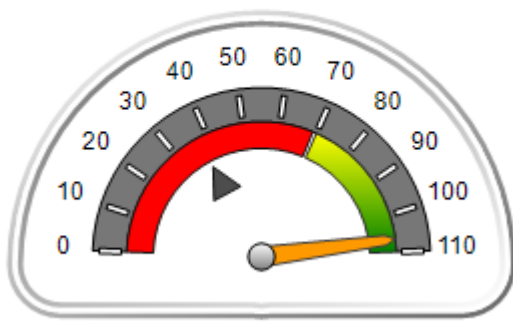
# Children in Care On Last Day: 22

## **Quarterly Provider Comparisons to All ILP/TLPs**

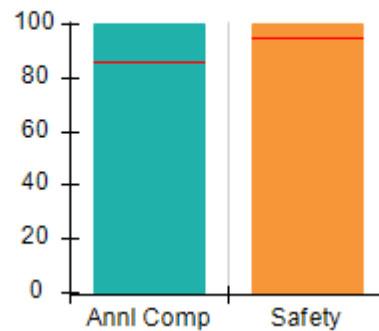
■■■■■■■■ indicates MalTx Threshold

▼ indicates average for all ILP/TLPs

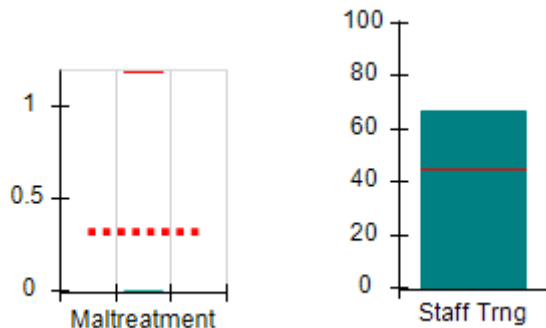
Overall Score (%)



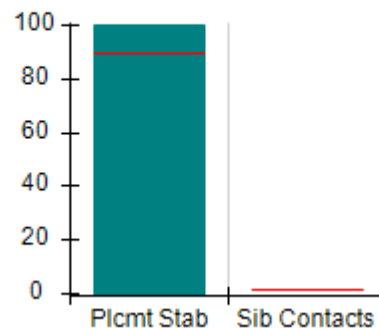
OPM Monitoring Reviews (%)



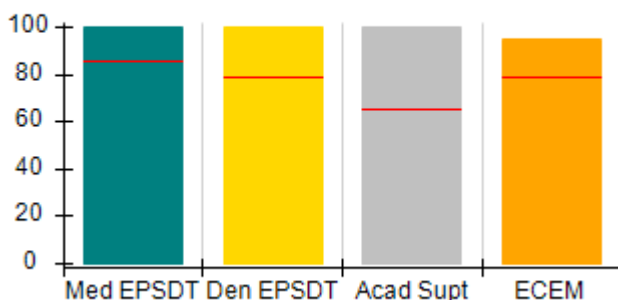
Safety Outcomes (%)



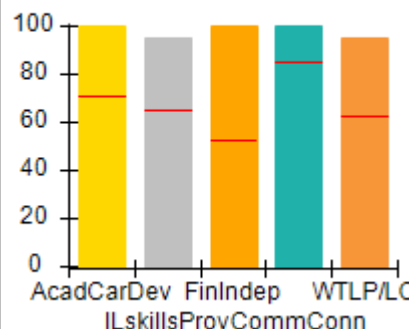
Permanency Outcomes (%)



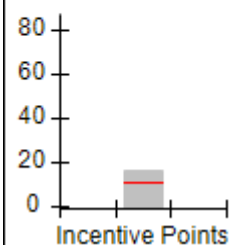
Well-Being Outcomes (%)



ILP/TLP Outcomes (%)



Incentives Earned (Points)





# Performance-Based Placement Measures RBWO Provider GA+SCORECARD - ILP/TLP

Report Quarter: Q1 FY2016

**Provider/Program Name: Goshen Valley Foundation - Goshen New Beginnings ILP (5130) - CCI**

200 West Main St., Canton, GA 30114		Quarterly Scores (Grades)		Current Quarter Score (Grade)
Phone: 770-796-4618		Q1: 106.60 (A+)	Q2: 104.51 (A+)	106.60% (A+)
Vendor ID# 111810		Q3: 107.52 (A+)	Q4: 105.26 (A+)	
Program Census Information:		# Children in Care During Quarter: 22	# Placements During Quarter: 22	# Children in Care On Last Day: 22
	Avg Performance All ILP/TLPs (%)	Provider Performance (%)*	Possible Points (Weight)	Provider Points Earned
<b>OPM Monitoring Reviews</b>				
Annual Comprehensive Reviews	86%	100%	15	15.00
Safety Reviews	95%	100%	5	5.00
<b>Monitoring Sub-Total</b>			<b>20</b>	<b>20.00</b>
<b>ILP/TLP Safety Outcomes</b>				
Incidence of Maltreatment	1.18%	No Substantiated Reports	3	3.00
Staff Training	44%	67%	5	3.35
<b>Safety Sub-Total</b>			<b>8</b>	<b>6.35</b>
<b>ILP/TLP Permanency Outcomes</b>				
Placement Stability	90%	100%	6	6.00
Sibling Contacts	2%	None Planned		
<b>Permanency Sub-Total</b>			<b>6</b>	<b>6.00</b>
<b>ILP/TLP Well-Being Outcomes</b>				
EPSDT Medical Visits	85%	100%	4	4.00
EPSDT Dental Visits	79%	100%	4	4.00
Academic Supports	65%	100%	3	3.00
Provider ECEM Visits	79%	95%	5	4.75
<b>Well-Being Sub-Total</b>			<b>16</b>	<b>15.75</b>
<b>ILP/TLP Specialty Outcomes</b>				
Academic/Career Development	71%	100%	10	10.00
Ind Living Skills Provision	65%	95%	15	14.25
Financial Independence	52%	100%	5	5.00
Community Connections	85%	100%	5	5.00
WTLP/Life Coach	62%	95%	15	14.25
<b>Specialty Sub-Total</b>			<b>50</b>	<b>48.50</b>

\*Performance calculation descriptions can be found in the FY 2016 RBWO PBP Measurements and Standards Guide.

<b>Monitoring &amp; Outcomes: Possible Points = 100</b>	<b>Points Earned = 96.60</b>
<b>Score Before Incentives Credit</b>	
<b>96.60%</b>	



# Performance-Based Placement Measures RBWO Provider GA+SCORECARD - ILP/TLP

Report Quarter: Q1 FY2016

Incentives Awarded	10.00 pts
PBP Verification	N/A pts
<b>Total Score</b>	<b>106.60%</b>

## Provider/Program Name: Goshen Valley Foundation - Goshen New Beginnings ILP (5130) - CCI

Program Census Information:		# Children in Care During Quarter: 22	# Placements During Quarter: 22	# Children in Care On Last Day: 22
ILP/TLP Incentive Credits	Avg Performance All ILP/TLPs (Points)	Provider Performance (%)*	Possible Points (Weight)	Provider Points Earned
No DJJ or DOC Involvement		100%	5	5.00
Extended Foster Care Services		0%	5	0.00
Positive Permanency Connections		100%	5	5.00
High School Graduation/College Participation/Professional Certification		0%	20	0.00
Part-Time Employment with Medical Benefits		Not Eligible	20	
Living Arrangements at Discharge		Not Eligible	20	
Additional Academic Supports		100%	2	2.00
Additional IL Skills Provision		94%	5	4.70
Active Agency Accreditation		0%	4	0.00
Staff Clinical Licensure		0%	5	0.00
<b>Incentives Total</b>	<b>10.94</b>		<b>91</b>	<b>16.70</b>

\*Performance calculation descriptions can be found in the FY 2016 RBWO PBP Measurements and Standards Guide.

### Child Protective Services Investigations and Dispositions

The following investigations data, which is not used for scoring but is considered significant to a provider's performance, is from Georgia SHINES and is not considered final or complete until the end of the fiscal year.

Total Reports:	0	
Number Screened In:	0	
Number Screened Out:	0	
Number Substantiated:	0	
Number Unsubstantiated:	0	
Number Active CPS Investigations:	0	



# **Performance-Based Placement Measures** **RBWO Provider GA+SCORECARD - ILP/TLP**

Report Quarter: Q1 FY2016

**Provider/Program Name: Greenbriar Children's Center - ILP Program (5118) - CCI**

711 Lincoln Street, Savannah, GA 31401

Phone: 912-349-2189

Vendor ID# 105891

Quarterly Scores (Grades)

Q1: 31.53 (F)

Q2: 26.38 (F)

Q3: 28.56 (F)

Q4: 28.07 (F)

Current Quarter Score (Grade)

**31.53%**

**(F)**

Program Census Information:

# Children in Care During Quarter: 6

# Placements During Quarter: 6

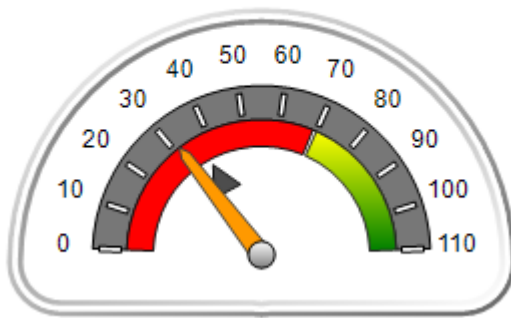
# Children in Care On Last Day: 5

## **Quarterly Provider Comparisons to All ILP/TLPs**

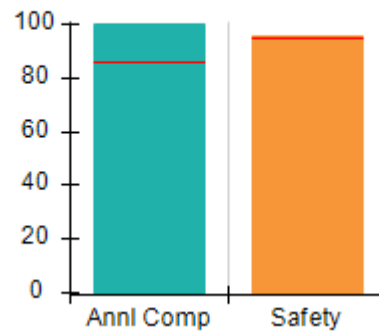
■■■■■■■■ indicates MalTx Threshold

▼ indicates average for all ILP/TLPs

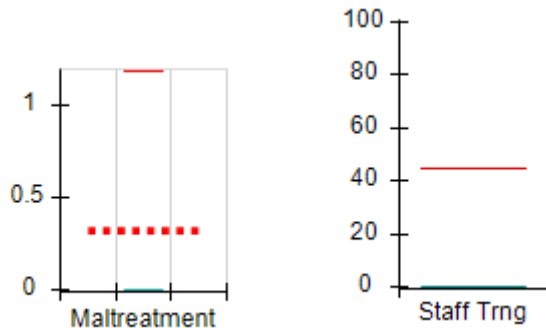
Overall Score (%)



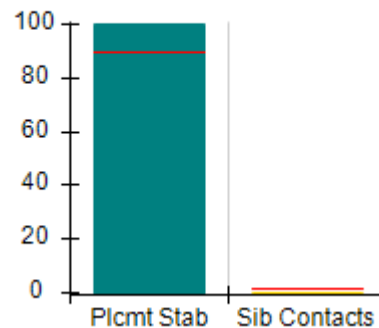
OPM Monitoring Reviews (%)



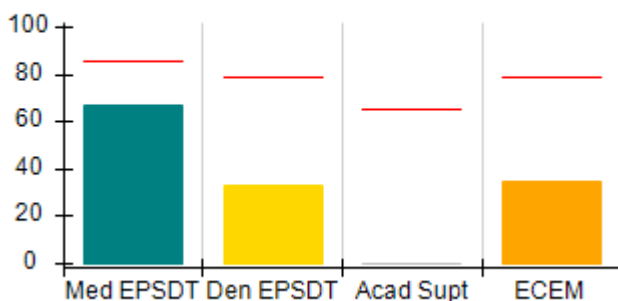
Safety Outcomes (%)



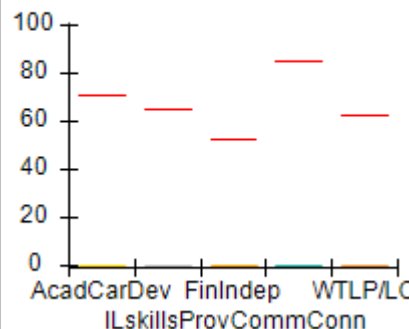
Permanency Outcomes (%)



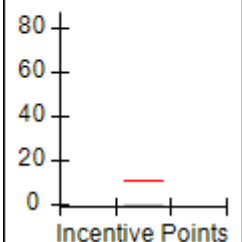
Well-Being Outcomes (%)



ILP/TLP Outcomes (%)



Incentives Earned (Points)





**Performance-Based Placement Measures  
RBWO Provider GA+SCORECARD - ILP/TLP**

**Report Quarter: Q1 FY2016**

<b>Provider/Program Name: Greenbriar Children's Center - ILP Program (5118) - CCI</b>				
<b>711 Lincoln Street, Savannah, GA 31401</b>		<b>Quarterly Scores (Grades)</b>		<b>Current Quarter Score (Grade)</b>
<b>Phone: 912-349-2189</b>		<b>Q1: 31.53 (F)</b>	<b>Q2: 26.38 (F)</b>	<b>31.53%</b>
<b>Vendor ID# 105891</b>		<b>Q3: 28.56 (F)</b>	<b>Q4: 28.07 (F)</b>	<b>(F)</b>
Program Census Information:		# Children in Care During Quarter: 6	# Placements During Quarter: 6	# Children in Care On Last Day: 5
	<b>Avg Performance All ILP/TLPs (%)</b>	<b>Provider Performance (%)*</b>	<b>Possible Points (Weight)</b>	<b>Provider Points Earned</b>
<b>OPM Monitoring Reviews</b>				
Annual Comprehensive Reviews	86%	100%	15	15.00
Safety Reviews	95%	96%	5	4.78
<b>Monitoring Sub-Total</b>			<b>20</b>	<b>19.78</b>
<b>ILP/TLP Safety Outcomes</b>				
Incidence of Maltreatment	1.18%	No Substantiated Reports	3	3.00
Staff Training	44%	0%	5	0.00
<b>Safety Sub-Total</b>			<b>8</b>	<b>3.00</b>
<b>ILP/TLP Permanency Outcomes</b>				
Placement Stability	90%	100%	3	3.00
Sibling Contacts	2%	0%	3	0.00
<b>Permanency Sub-Total</b>			<b>6</b>	<b>3.00</b>
<b>ILP/TLP Well-Being Outcomes</b>				
EPSDT Medical Visits	85%	67%	4	2.68
EPSDT Dental Visits	79%	33%	4	1.32
Academic Supports	65%	0%	3	0.00
Provider ECEM Visits	79%	35%	5	1.75
<b>Well-Being Sub-Total</b>			<b>16</b>	<b>5.75</b>
<b>ILP/TLP Specialty Outcomes</b>				
Academic/Career Development	71%	0%	10	0.00
Ind Living Skills Provision	65%	0%	15	0.00
Financial Independence	52%	0%	5	0.00
Community Connections	85%	0%	5	0.00
WTLP/Life Coach	62%	0%	15	0.00
<b>Specialty Sub-Total</b>			<b>50</b>	<b>0.00</b>
*Performance calculation descriptions can be found in the FY 2016 RBWO PBP Measurements and Standards Guide.				

<b>Monitoring &amp; Outcomes: Possible Points = 100</b>	<b>Points Earned = 31.53</b>
<b>Score Before Incentives Credit</b>	
<b>31.53%</b>	



## Performance-Based Placement Measures

### RBWO Provider GA+SCORECARD - ILP/TLP

Report Quarter: Q1 FY2016

<b>Incentives Awarded</b>	<b>00.00 pts</b>
<b>PBP Verification</b>	<b>N/A pts</b>
<b>Total Score</b>	<b>31.53%</b>

#### Provider/Program Name: Greenbriar Children's Center - ILP Program (5118) - CCI

Program Census Information:		# Children in Care During Quarter: 6	# Placements During Quarter: 6	# Children in Care On Last Day: 5
ILP/TLP Incentive Credits	Avg Performance All ILP/TLPs (Points)	Provider Performance (%)*	Possible Points (Weight)	Provider Points Earned
No DJJ or DOC Involvement		0%	5	0.00
Extended Foster Care Services		0%	5	0.00
Positive Permanency Connections		0%	5	0.00
High School Graduation/College Participation/Professional Certification		0%	20	0.00
Part-Time Employment with Medical Benefits		0%	20	0.00
Living Arrangements at Discharge		0%	20	0.00
Additional Academic Supports		0%	2	0.00
Additional IL Skills Provision		0%	5	0.00
Active Agency Accreditation		0%	4	0.00
Staff Clinical Licensure		0%	5	0.00
<b>Incentives Total</b>	<b>10.94</b>		<b>91</b>	<b>0.00</b>

\*Performance calculation descriptions can be found in the FY 2016 RBWO PBP Measurements and Standards Guide.

#### Child Protective Services Investigations and Dispositions

The following investigations data, which is not used for scoring but is considered significant to a provider's performance, is from Georgia SHINES and is not considered final or complete until the end of the fiscal year.

Total Reports:	0	
Number Screened In:	0	
Number Screened Out:	0	
Number Substantiated:	0	
Number Unsubstantiated:	0	
Number Active CPS Investigations:	0	



# **Performance-Based Placement Measures** **RBWO Provider GA+SCORECARD - ILP/TLP**

Report Quarter: Q1 FY2016

**Provider/Program Name: Gwinnett Children's Shelter - Girls Teen Development Program (1029) - CCI**

3840 Tuggle Rd, Buford, GA 30519

Phone: 678-546-8770

Vendor ID# 58926

Quarterly Scores (Grades)

Current Quarter Score (Grade)

Q1: 12.94 (F)

Q2: 12.94 (F)

12.94%

Q3: 12.94 (F)

Q4: 09.41 (F)

(F)

Program Census Information:

# Children in Care During Quarter: 1

# Placements During Quarter: 1

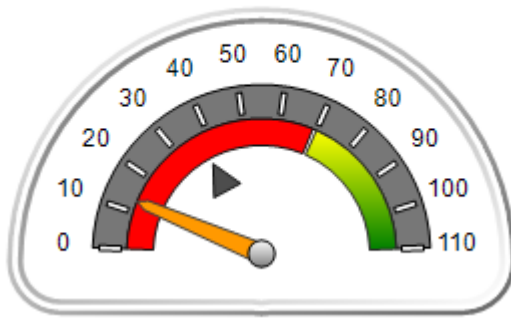
# Children in Care On Last Day: 1

## **Quarterly Provider Comparisons to All ILP/TLPs**

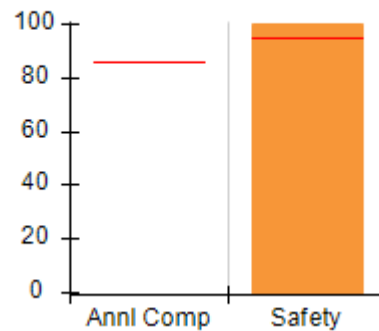
■■■■■■■■ indicates MalTx Threshold

▼ indicates average for all ILP/TLPs

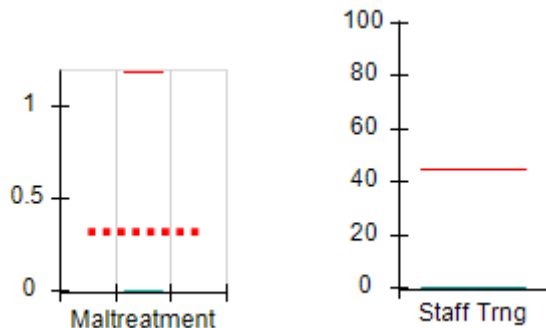
Overall Score (%)



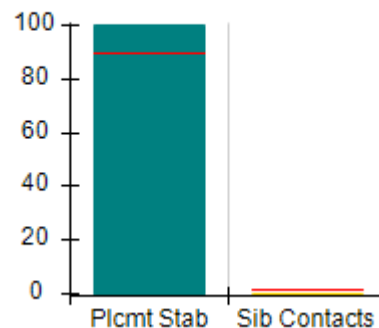
OPM Monitoring Reviews (%)



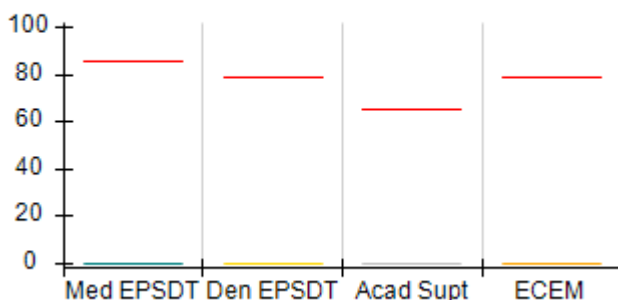
Safety Outcomes (%)



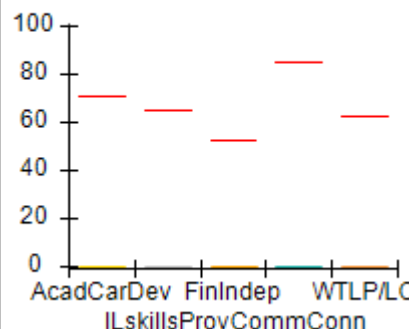
Permanency Outcomes (%)



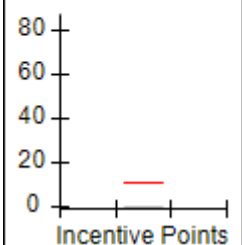
Well-Being Outcomes (%)



ILP/TLP Outcomes (%)



Incentives Earned (Points)







# Performance-Based Placement Measures RBWO Provider GA+SCORECARD - ILP/TLP

Report Quarter: Q1 FY2016

**Provider/Program Name: Gwinnett Children's Shelter - Girls Teen Development Program (1029) - CCI**

<b>3840 Tuggle Rd, Buford, GA 30519</b>  <b>Phone: 678-546-8770</b>  <b>Vendor ID# 58926</b>	<b>Quarterly Scores (Grades)</b>		<b>Current Quarter Score (Grade)</b>
	<b>Q1: 12.94 (F)</b>	<b>Q2: 12.94 (F)</b>	<b>12.94%</b>
	<b>Q3: 12.94 (F)</b>	<b>Q4: 09.41 (F)</b>	<b>(F)</b>

Program Census Information:	# Children in Care During Quarter: 1	# Placements During Quarter: 1	# Children in Care On Last Day: 1
-----------------------------	--------------------------------------	--------------------------------	-----------------------------------

	<b>Avg Performance All ILP/TLPs (%)</b>	<b>Provider Performance (%)*</b>	<b>Possible Points (Weight)</b>	<b>Provider Points Earned</b>
--	---	----------------------------------	---------------------------------	-------------------------------

**OPM Monitoring Reviews**

Annual Comprehensive Reviews	86%	Not Yet Conducted		
Safety Reviews	95%	100%	5	5.00
<b>Monitoring Sub-Total</b>			<b>5</b>	<b>5.00</b>

**ILP/TLP Safety Outcomes**

Incidence of Maltreatment	1.18%	No Substantiated Reports	3	3.00
Staff Training	44%	0%	5	0.00
<b>Safety Sub-Total</b>			<b>8</b>	<b>3.00</b>

**ILP/TLP Permanency Outcomes**

Placement Stability	90%	100%	3	3.00
Sibling Contacts	2%	0%	3	0.00
<b>Permanency Sub-Total</b>			<b>6</b>	<b>3.00</b>

**ILP/TLP Well-Being Outcomes**

EPSDT Medical Visits	85%	0%	4	0.00
EPSDT Dental Visits	79%	0%	4	0.00
Academic Supports	65%	0%	3	0.00
Provider ECEM Visits	79%	0%	5	0.00
<b>Well-Being Sub-Total</b>			<b>16</b>	<b>0.00</b>

**ILP/TLP Specialty Outcomes**

Academic/Career Development	71%	0%	10	0.00
Ind Living Skills Provision	65%	0%	15	0.00
Financial Independence	52%	0%	5	0.00
Community Connections	85%	0%	5	0.00
WTLP/Life Coach	62%	0%	15	0.00
<b>Specialty Sub-Total</b>			<b>50</b>	<b>0.00</b>

\*Performance calculation descriptions can be found in the FY 2016 RBWO PBP Measurements and Standards Guide.

<b>Monitoring &amp; Outcomes: Possible Points = 85</b>	<b>Points Earned = 11.00</b>
<b>Score Before Incentives Credit</b>	
<b>12.94%</b>	



# Performance-Based Placement Measures RBWO Provider GA+SCORECARD - ILP/TLP

Report Quarter: Q1 FY2016

Incentives Awarded	00.00 pts
PBP Verification	N/A pts
<b>Total Score</b>	<b>12.94%</b>

## Provider/Program Name: Gwinnett Children's Shelter - Girls Teen Development Program (1029) - CCI

Program Census Information:		# Children in Care During Quarter: 1	# Placements During Quarter: 1	# Children in Care On Last Day: 1
ILP/TLP Incentive Credits	Avg Performance All ILP/TLPs (Points)	Provider Performance (%)*	Possible Points (Weight)	Provider Points Earned
No DJJ or DOC Involvement		0%	5	0.00
Extended Foster Care Services		Not Eligible	5	
Positive Permanency Connections		0%	5	0.00
High School Graduation/College Participation/Professional Certification		0%	20	0.00
Part-Time Employment with Medical Benefits		Not Eligible	20	
Living Arrangements at Discharge		Not Eligible	20	
Additional Academic Supports		0%	2	0.00
Additional IL Skills Provision		0%	5	0.00
Active Agency Accreditation		0%	4	0.00
Staff Clinical Licensure		0%	5	0.00
<b>Incentives Total</b>	<b>10.94</b>		<b>91</b>	<b>0.00</b>

\*Performance calculation descriptions can be found in the FY 2016 RBWO PBP Measurements and Standards Guide.

## Child Protective Services Investigations and Dispositions

The following investigations data, which is not used for scoring but is considered significant to a provider's performance, is from Georgia SHINES and is not considered final or complete until the end of the fiscal year.

Total Reports:	0
Number Screened In:	0
Number Screened Out:	0
Number Substantiated:	0
Number Unsubstantiated:	0
Number Active CPS Investigations:	0



# Performance-Based Placement Measures RBWO Provider GA+SCORECARD - ILP/TLP

Report Quarter: Q1 FY2016

**Provider/Program Name: Haven Heart's Community Development Center - Have A Heart For Haven (5151) - CCI**

950 Lake Ridge Pkwy, Riverdale, GA 30296

Phone: 770-485-2202

Vendor ID# 115564

Quarterly Scores (Grades)

Current Quarter Score (Grade)

Q1: 84.00 (B)

Q2: 91.18 (A-)

84.00%

Q3: 94.66 (A)

Q4: 91.60 (A-)

(B)

Program Census Information:

# Children in Care During Quarter: 4

# Placements During Quarter: 4

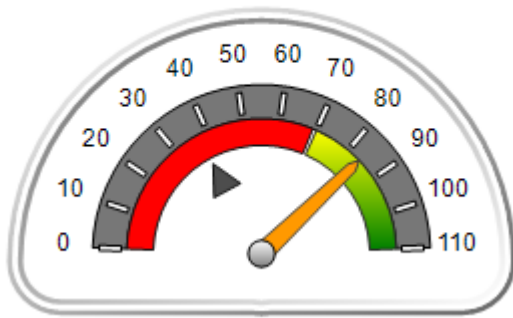
# Children in Care On Last Day: 4

## Quarterly Provider Comparisons to All ILP/TLPs

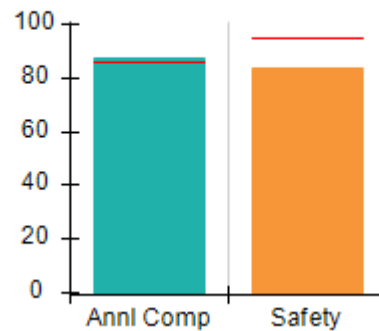
■■■■■■■■ indicates MalTx Threshold

▼ indicates average for all ILP/TLPs

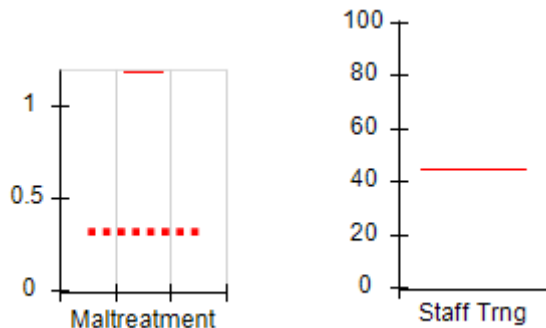
Overall Score (%)



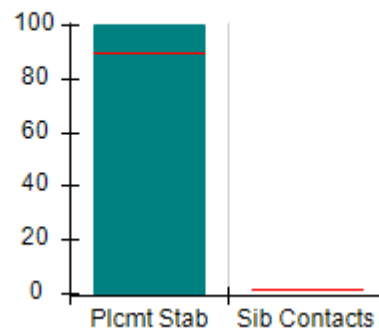
OPM Monitoring Reviews (%)



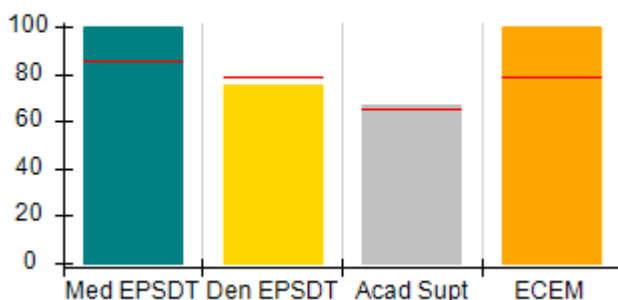
Safety Outcomes (%)



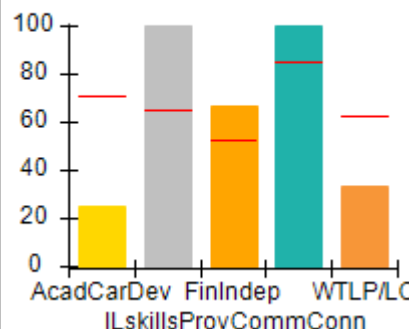
Permanency Outcomes (%)



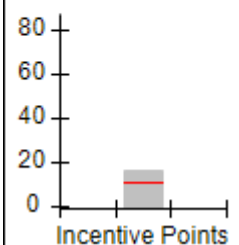
Well-Being Outcomes (%)



ILP/TLP Outcomes (%)



Incentives Earned (Points)





**Performance-Based Placement Measures  
RBWO Provider GA+SCORECARD - ILP/TLP**

**Report Quarter: Q1 FY2016**

**Provider/Program Name: Haven Heart's Community Development Center - Have A Heart For Haven (5151) - CCI**

<b>950 Lake Ridge Pkwy, Riverdale, GA 30296</b>  <b>Phone: 770-485-2202</b>  <b>Vendor ID# 115564</b>	<b>Quarterly Scores (Grades)</b>		<b>Current Quarter Score (Grade)</b>
	<b>Q1: 84.00 (B)</b>	<b>Q2: 91.18 (A-)</b>	<b>84.00%</b>
	<b>Q3: 94.66 (A)</b>	<b>Q4: 91.60 (A-)</b>	<b>(B)</b>

Program Census Information:	# Children in Care During Quarter: 4	# Placements During Quarter: 4	# Children in Care On Last Day: 4
-----------------------------	--------------------------------------	--------------------------------	-----------------------------------

	Avg Performance All ILP/TLPs (%)	Provider Performance (%)*	Possible Points (Weight)	Provider Points Earned
--	----------------------------------	---------------------------	--------------------------	------------------------

**OPM Monitoring Reviews**

Annual Comprehensive Reviews	86%	87%	15	13.10
Safety Reviews	95%	84%	5	4.18
<b>Monitoring Sub-Total</b>			<b>20</b>	<b>17.27</b>

**ILP/TLP Safety Outcomes**

Incidence of Maltreatment	1.18%	Not Eligible		
Staff Training	44%	Not Eligible		
<b>Safety Sub-Total</b>			<b>N/A</b>	

**ILP/TLP Permanency Outcomes**

Placement Stability	90%	100%	6	6.00
Sibling Contacts	2%	None Planned		
<b>Permanency Sub-Total</b>			<b>6</b>	<b>6.00</b>

**ILP/TLP Well-Being Outcomes**

EPSDT Medical Visits	85%	100%	4	4.00
EPSDT Dental Visits	79%	75%	4	3.00
Academic Supports	65%	67%	3	2.01
Provider ECEM Visits	79%	100%	5	5.00
<b>Well-Being Sub-Total</b>			<b>16</b>	<b>14.01</b>

**ILP/TLP Specialty Outcomes**

Academic/Career Development	71%	25%	10	2.50
Ind Living Skills Provision	65%	100%	15	15.00
Financial Independence	52%	67%	5	3.35
Community Connections	85%	100%	5	5.00
WTLP/Life Coach	62%	33%	15	4.95
<b>Specialty Sub-Total</b>			<b>50</b>	<b>30.80</b>

\*Performance calculation descriptions can be found in the FY 2016 RBWO PBP Measurements and Standards Guide.

<b>Monitoring &amp; Outcomes: Possible Points = 92</b>	<b>Points Earned = 68.08</b>
<b>Score Before Incentives Credit</b>	<b>74.00%</b>
<b>Incentives Awarded</b>	<b>10.00 pts</b>



**DHS, DFCS, Office of Provider Management**  
**Performance-Based Placement Measures**  
**RBWO Provider GA+SCORECARD - ILP/TLP**  
**Report Quarter: Q1 FY2016**



<b>PBP Verification</b>	<b>N/A pts</b>
<b>Total Score</b>	<b>84.00%</b>

**Provider/Program Name: Haven Heart's Community Development Center - Have A Heart For Haven (5151) - CCI**

Program Census Information:		# Children in Care During Quarter: 4	# Placements During Quarter: 4	# Children in Care On Last Day: 4
ILP/TLP Incentive Credits	Avg Performance All ILP/TLPs (Points)	Provider Performance (%)*	Possible Points (Weight)	Provider Points Earned
No DJJ or DOC Involvement		67%	5	3.35
Extended Foster Care Services		Not Eligible	5	
Positive Permanency Connections		50%	5	2.50
High School Graduation/College Participation/Professional Certification		25%	20	5.00
Part-Time Employment with Medical Benefits		Not Eligible	20	
Living Arrangements at Discharge		Not Eligible	20	
Additional Academic Supports		60%	2	1.20
Additional IL Skills Provision		67%	5	3.35
Active Agency Accreditation		0%	4	0.00
Staff Clinical Licensure		10%	5	0.50
<b>Incentives Total</b>	<b>10.94</b>		<b>91</b>	<b>15.90</b>

\*Performance calculation descriptions can be found in the FY 2016 RBWO PBP Measurements and Standards Guide.

**Child Protective Services Investigations and Dispositions**

The following investigations data, which is not used for scoring but is considered significant to a provider's performance, is from Georgia SHINES and is not considered final or complete until the end of the fiscal year.

Total Reports:	0
Number Screened In:	0
Number Screened Out:	0
Number Substantiated:	0
Number Unsubstantiated:	0
Number Active CPS Investigations:	0



## Performance-Based Placement Measures RBWO Provider GA+SCORECARD - ILP/TLP

Report Quarter: Q1 FY2016

**Provider/Program Name: Haven Heart's Community Development Center - Making A Difference (5152) - CCI**

512 King Arnold Street, Atlanta, GA 30354

Phone: 770-485-2202

Vendor ID# 115565

Quarterly Scores (Grades)

Current Quarter Score (Grade)

Q1: 92.30 (A-)

Q2: 89.62 (B+)

92.30%

Q3: 90.29 (A-)

Q4: 98.37 (A+)

(A-)

Program Census Information:

# Children in Care During Quarter: 4

# Placements During Quarter: 4

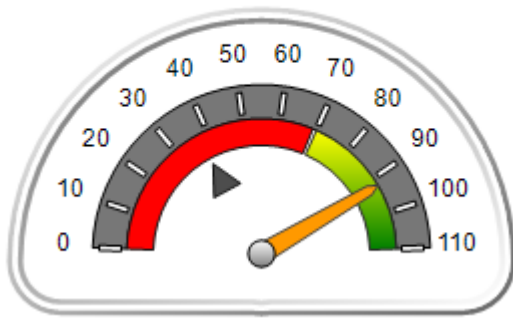
# Children in Care On Last Day: 4

### Quarterly Provider Comparisons to All ILP/TLPs

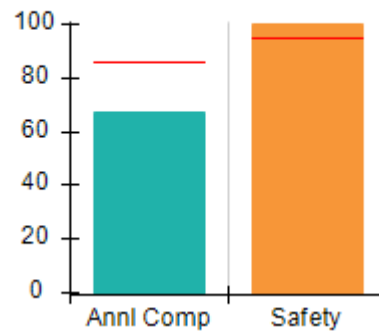
■■■■■■■■ indicates MalTx Threshold

▼ indicates average for all ILP/TLPs

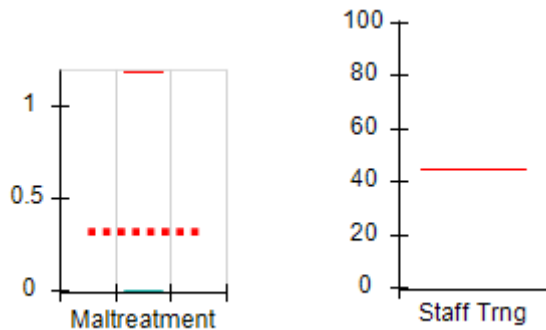
Overall Score (%)



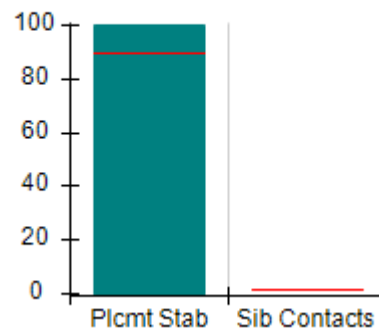
OPM Monitoring Reviews (%)



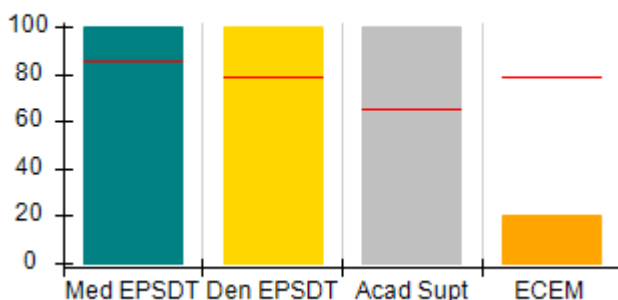
Safety Outcomes (%)



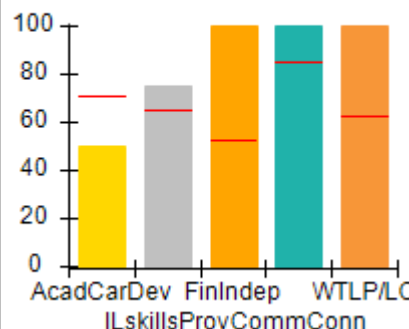
Permanency Outcomes (%)



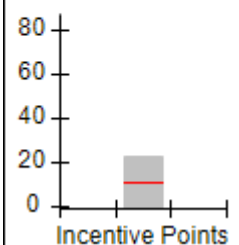
Well-Being Outcomes (%)



ILP/TLP Outcomes (%)



Incentives Earned (Points)





**Performance-Based Placement Measures  
RBWO Provider GA+SCORECARD - ILP/TLP**

**Report Quarter: Q1 FY2016**

<b>Provider/Program Name: Haven Heart's Community Development Center - Making A Difference (5152) - CCI</b>				
<b>512 King Arnold Street, Atlanta, GA 30354</b>		<b>Quarterly Scores (Grades)</b>		<b>Current Quarter Score (Grade)</b>
<b>Phone: 770-485-2202</b>		<b>Q1: 92.30 (A-)</b>	<b>Q2: 89.62 (B+)</b>	<b>92.30%</b>
<b>Vendor ID# 115565</b>		<b>Q3: 90.29 (A-)</b>	<b>Q4: 98.37 (A+)</b>	<b>(A-)</b>
Program Census Information:		# Children in Care During Quarter: 4	# Placements During Quarter: 4	# Children in Care On Last Day: 4
	<b>Avg Performance All ILP/TLPs (%)</b>	<b>Provider Performance (%)*</b>	<b>Possible Points (Weight)</b>	<b>Provider Points Earned</b>
<b>OPM Monitoring Reviews</b>				
Annual Comprehensive Reviews	86%	67%	15	10.05
Safety Reviews	95%	100%	5	5.00
<b>Monitoring Sub-Total</b>			<b>20</b>	<b>15.05</b>
<b>ILP/TLP Safety Outcomes</b>				
Incidence of Maltreatment	1.18%	No Substantiated Reports	8	8.00
Staff Training	44%	Not Eligible		
<b>Safety Sub-Total</b>			<b>8</b>	<b>8.00</b>
<b>ILP/TLP Permanency Outcomes</b>				
Placement Stability	90%	100%	6	6.00
Sibling Contacts	2%	None Planned		
<b>Permanency Sub-Total</b>			<b>6</b>	<b>6.00</b>
<b>ILP/TLP Well-Being Outcomes</b>				
EPSDT Medical Visits	85%	100%	4	4.00
EPSDT Dental Visits	79%	100%	4	4.00
Academic Supports	65%	100%	3	3.00
Provider ECEM Visits	79%	20%	5	1.00
<b>Well-Being Sub-Total</b>			<b>16</b>	<b>12.00</b>
<b>ILP/TLP Specialty Outcomes</b>				
Academic/Career Development	71%	50%	10	5.00
Ind Living Skills Provision	65%	75%	15	11.25
Financial Independence	52%	100%	5	5.00
Community Connections	85%	100%	5	5.00
WTLP/Life Coach	62%	100%	15	15.00
<b>Specialty Sub-Total</b>			<b>50</b>	<b>41.25</b>
*Performance calculation descriptions can be found in the FY 2016 RBWO PBP Measurements and Standards Guide.				

<b>Monitoring &amp; Outcomes: Possible Points = 100</b>	<b>Points Earned = 82.30</b>
<b>Score Before Incentives Credit</b>	
<b>82.30%</b>	



# Performance-Based Placement Measures RBWO Provider GA+SCORECARD - ILP/TLP

Report Quarter: Q1 FY2016

Incentives Awarded	10.00 pts
PBP Verification	N/A pts
<b>Total Score</b>	<b>92.30%</b>

## Provider/Program Name: Haven Heart's Community Development Center - Making A Difference (5152) - CCI

Program Census Information:		# Children in Care During Quarter: 4	# Placements During Quarter: 4	# Children in Care On Last Day: 4
ILP/TLP Incentive Credits	Avg Performance All ILP/TLPs (Points)	Provider Performance (%)*	Possible Points (Weight)	Provider Points Earned
No DJJ or DOC Involvement		100%	5	5.00
Extended Foster Care Services		Not Eligible	5	
Positive Permanency Connections		100%	5	5.00
High School Graduation/College Participation/Professional Certification		50%	20	10.00
Part-Time Employment with Medical Benefits		Not Eligible	20	
Living Arrangements at Discharge		Not Eligible	20	
Additional Academic Supports		0%	2	0.00
Additional IL Skills Provision		50%	5	2.50
Active Agency Accreditation		0%	4	0.00
Staff Clinical Licensure		10%	5	0.50
<b>Incentives Total</b>	<b>10.94</b>		<b>91</b>	<b>23.00</b>

\*Performance calculation descriptions can be found in the FY 2016 RBWO PBP Measurements and Standards Guide.

## Child Protective Services Investigations and Dispositions

The following investigations data, which is not used for scoring but is considered significant to a provider's performance, is from Georgia SHINES and is not considered final or complete until the end of the fiscal year.

Total Reports:	0	
Number Screened In:	0	
Number Screened Out:	0	
Number Substantiated:	0	
Number Unsubstantiated:	0	
Number Active CPS Investigations:	0	





# Performance-Based Placement Measures RBWO Provider GA+SCORECARD - ILP/TLP

Report Quarter: Q1 FY2016

**Provider/Program Name: House of Dawn - ILP (5155) - CCI**

7469 Caribou Trail, Jonesboro, GA 30295

Phone: 770-477-2385

Vendor ID# 118207

Quarterly Scores (Grades)

Q1: 00.00 (F)

Q2: 100.00 (A+)

Q3: 100.00 (A+)

Q4: 100.00 (A+)

Current Quarter Score (Grade)

00.00%

(F)

Program Census Information:

# Children in Care During Quarter: 0

# Placements During Quarter: 0

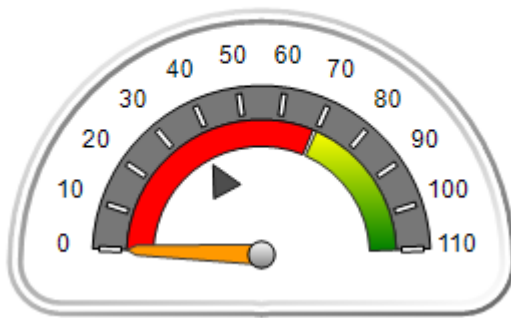
# Children in Care On Last Day: 0

## Quarterly Provider Comparisons to All ILP/TLPs

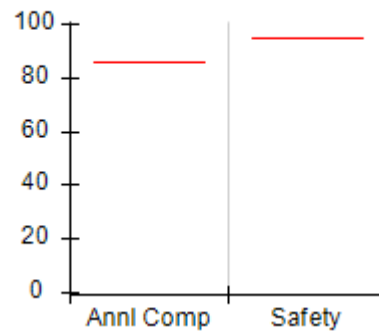
■■■■■■■■ indicates MalTx Threshold

▼ indicates average for all ILP/TLPs

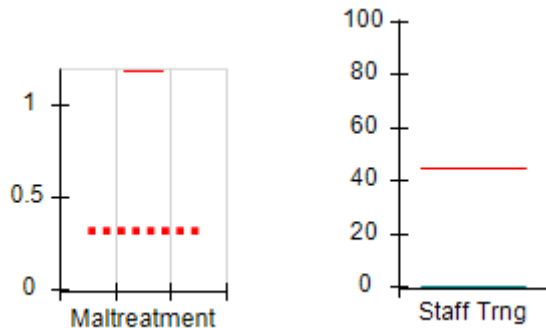
Overall Score (%)



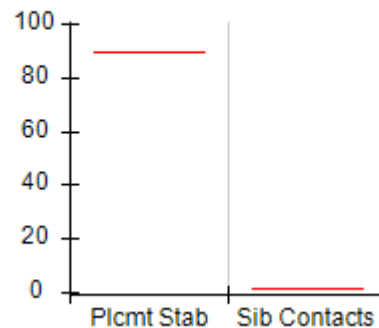
OPM Monitoring Reviews (%)



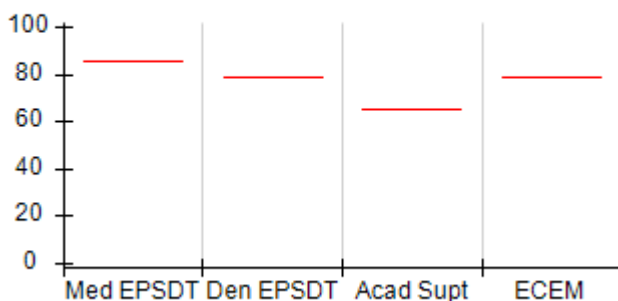
Safety Outcomes (%)



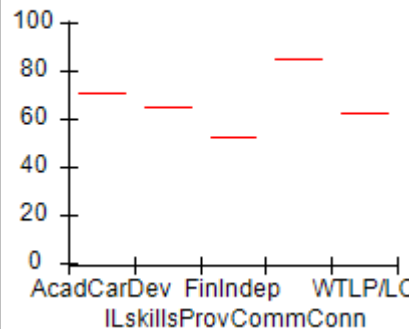
Permanency Outcomes (%)



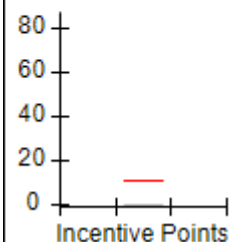
Well-Being Outcomes (%)



ILP/TLP Outcomes (%)



Incentives Earned (Points)





# Performance-Based Placement Measures

## RBWO Provider GA+SCORECARD - ILP/TLP

Report Quarter: Q1 FY2016

**Provider/Program Name: House of Dawn - ILP (5155) - CCI**

7469 Caribou Trail, Jonesboro, GA 30295

Phone: 770-477-2385

Vendor ID# 118207

**Quarterly Scores (Grades)****Current Quarter Score (Grade)**

Q1: 00.00 (F)

Q2: 100.00 (A+)

**00.00%**

Q3: 100.00 (A+)

Q4: 100.00 (A+)

**(F)**

Program Census Information:

# Children in Care During  
Quarter: 0# Placements During  
Quarter: 0# Children in Care On  
Last Day: 0Avg  
Performance All  
ILP/TLPs (%)Provider  
Performance (%)\*Possible Points  
(Weight)Provider Points  
Earned**OPM Monitoring Reviews**

Annual Comprehensive Reviews

86%

Not Yet Conducted

Safety Reviews

95%

Not Yet Conducted

**Monitoring Sub-Total****0.00****ILP/TLP Safety Outcomes**

Incidence of Maltreatment

1.18%

Not Eligible

Staff Training

44%

0%

8

0.00

**Safety Sub-Total****8****0.00****ILP/TLP Permanency Outcomes**

Placement Stability

90%

Not Eligible

Sibling Contacts

2%

None Planned

**Permanency Sub-Total****N/A****ILP/TLP Well-Being Outcomes**

EPSDT Medical Visits

85%

Not Eligible

EPSDT Dental Visits

79%

Not Eligible

Academic Supports

65%

Not Eligible

Provider ECEM Visits

79%

Not Eligible

**Well-Being Sub-Total****N/A****ILP/TLP Specialty Outcomes**

Academic/Career Development

71%

Not Eligible

Ind Living Skills Provision

65%

Not Eligible

Financial Independence

52%

Not Eligible

Community Connections

85%

Not Eligible

WTLP/Life Coach

62%

Not Eligible

**Specialty Sub-Total****N/A**

\*Performance calculation descriptions can be found in the FY 2016 RBWO PBP Measurements and Standards Guide.

**Monitoring & Outcomes: Possible Points = 8****Points Earned = 00.00****Score Before Incentives Credit****00.00%****Incentives Awarded****00.00 pts**



**DHS, DFCS, Office of Provider Management**  
**Performance-Based Placement Measures**  
**RBWO Provider GA+SCORECARD - ILP/TLP**  
**Report Quarter: Q1 FY2016**



<b>PBP Verification</b>	<b>N/A pts</b>
<b>Total Score</b>	<b>00.00%</b>

**Provider/Program Name: House of Dawn - ILP (5155) - CCI**

Program Census Information:		# Children in Care During Quarter: 0	# Placements During Quarter: 0	# Children in Care On Last Day: 0
ILP/TLP Incentive Credits	Avg Performance All ILP/TLPs (Points)	Provider Performance (%)*	Possible Points (Weight)	Provider Points Earned
No DJJ or DOC Involvement		Not Eligible	5	
Extended Foster Care Services		Not Eligible	5	
Positive Permanency Connections		Not Eligible	5	
High School Graduation/College Participation/Professional Certification		Not Eligible	20	
Part-Time Employment with Medical Benefits		Not Eligible	20	
Living Arrangements at Discharge		Not Eligible	20	
Additional Academic Supports		Not Eligible	2	
Additional IL Skills Provision		Not Eligible	5	
Active Agency Accreditation		0%	4	0.00
Staff Clinical Licensure		0%	5	0.00
<b>Incentives Total</b>	<b>10.94</b>		<b>91</b>	<b>0.00</b>

\*Performance calculation descriptions can be found in the FY 2016 RBWO PBP Measurements and Standards Guide.

**Child Protective Services Investigations and Dispositions**

The following investigations data, which is not used for scoring but is considered significant to a provider's performance, is from Georgia SHINES and is not considered final or complete until the end of the fiscal year.

Total Reports:	0	
Number Screened In:	0	
Number Screened Out:	0	
Number Substantiated:	0	
Number Unsubstantiated:	0	
Number Active CPS Investigations:	0	



DHS, DFCS, Office of Provider Management  
**Performance-Based Placement Measures**  
**RBWO Provider GA+SCORECARD - CCI**



Report Quarter: Q1 FY2016

**Provider/Program Name: Light of Hope and Love Ministry, Inc. - Heritage House (5143) - CCI**

3117 Macedonia Court, Powder Springs, GA 30127

Phone: 770-906-1190

Vendor ID# 115384

**Quarterly Scores (Grades)**

**Current Quarter Score (Grade)**

Q1: 92.36 (A-)

Q2: 84.36 (B)

**92.36%**

Q3: 83.06 (B-)

Q4: 82.44 (B-)

**(A-)**

Program Census Information:

# Children in Care During Quarter: 2

# Placements During Quarter: 2

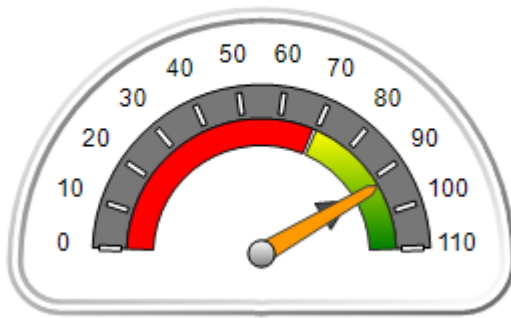
# Children in Care On Last Day: 1

**Quarterly Provider Comparisons to All CCIs**

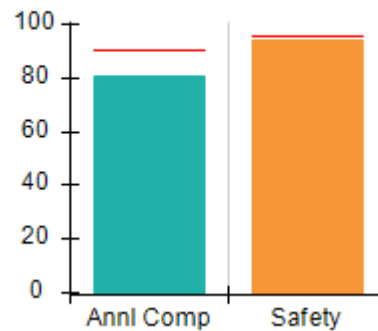
■■■■■■■■ indicates MalTx Threshold

▼ — indicates average for all CCIs

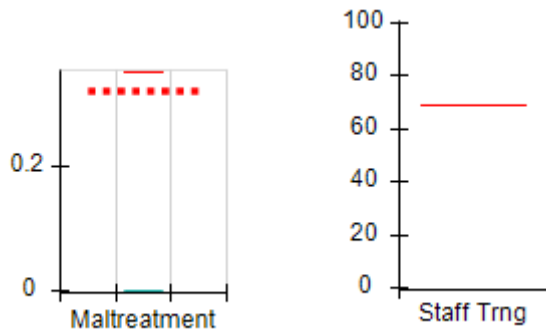
**Overall Score (%)**



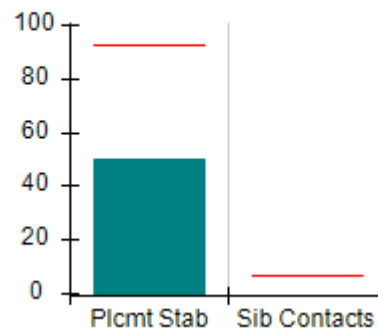
**OPM Monitoring Reviews (%)**



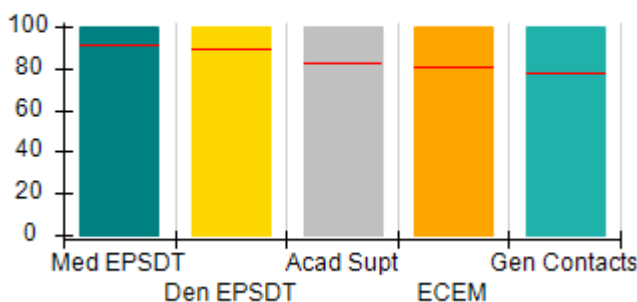
**Safety Outcomes (%)**



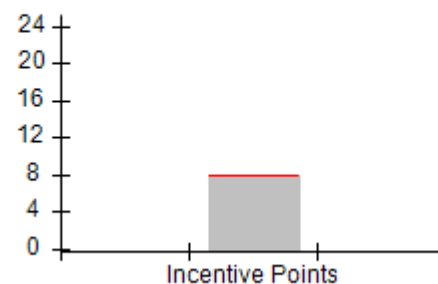
**Permanency Outcomes (%)**



**Well-Being Outcomes (%)**



**Incentives Earned (Points)**





**DHS, DFCS, Office of Provider Management**  
**Performance-Based Placement Measures**  
**RBWO Provider GA+SCORECARD - CCI**



**Report Quarter: Q1 FY2016**

**Provider/Program Name: Light of Hope and Love Ministry, Inc. - Heritage House (5143) - CCI**

<b>3117 Macedonia Court, Powder Springs, GA 30127</b>  <b>Phone: 770-906-1190</b>  <b>Vendor ID# 115384</b>	<b>Quarterly Scores (Grades)</b>		<b>Current Quarter Score (Grade)</b>
	<b>Q1: 92.36 (A-)</b>	<b>Q2: 84.36 (B)</b>	<b>92.36%</b>
	<b>Q3: 83.06 (B-)</b>	<b>Q4: 82.44 (B-)</b>	<b>(A-)</b>

Program Census Information:	# Children in Care During Quarter: 2	# Placements During Quarter: 2	# Children in Care On Last Day: 1
-----------------------------	--------------------------------------	--------------------------------	-----------------------------------

	<b>Avg Performance All CCIs (%)</b>	<b>Provider Performance (%)*</b>	<b>Possible Points (Weight)</b>	<b>Provider Points Earned</b>
--	-------------------------------------	----------------------------------	---------------------------------	-------------------------------

**OPM Monitoring Reviews**

Annual Comprehensive Reviews	90%	81%	25	20.17
Safety Reviews	96%	95%	15	14.19
<b>Monitoring Sub-Total</b>			<b>40</b>	<b>34.36</b>

**CCI Safety Outcomes**

Incidence of Maltreatment	0.35%	No Substantiated Reports	14	14.00
Staff Training	69%	Not Eligible		
<b>Safety Sub-Total</b>			<b>14</b>	<b>14.00</b>

**CCI Permanency Outcomes**

Placement Stability	93%	50%	20	10.00
Sibling Contacts	7%	None Planned		
<b>Permanency Sub-Total</b>			<b>20</b>	<b>10.00</b>

**CCI Well-Being Outcomes**

EPSDT Medical Visits	91%	100%	4	4.00
EPSDT Dental Visits	89%	100%	4	4.00
Academic Supports	82%	100%	4	4.00
Provider ECEM Visits	80%	100%	7	7.00
Provider General Contacts	77%	100%	7	7.00
<b>Well-Being Sub-Total</b>			<b>26</b>	<b>26.00</b>

\*Performance calculation descriptions can be found in the FY 2016 RBWO PBP Measurements and Standards Guide.

<b>Monitoring &amp; Outcomes: Possible Points = 100</b>		<b>Points Earned = 84.36</b>	
<b>Score Before Incentives Credit</b>			<b>84.36%</b>
<b>Incentives Awarded</b>			<b>8.00 pts</b>
<b>PBP Verification</b>			<b>N/A pts</b>
<b>Total Score</b>			<b>92.36%</b>



**DHS, DFCS, Office of Provider Management**  
**Performance-Based Placement Measures**  
**RBWO Provider GA+SCORECARD - CCI**



**Report Quarter: Q1 FY2016**

**Provider/Program Name: Light of Hope and Love Ministry, Inc. - Heritage House (5143) - CCI**

Program Census Information:		# Children in Care During Quarter: 2	# Placements During Quarter: 2	# Children in Care On Last Day: 1
CCI Incentive Credits	Avg Performance All CCIs (Points)	Provider Performance (%)*	Possible Points (Weight)	Provider Points Earned
Early EPSDT Medical Visits		100%	2	2.00
Early EPSDT Dental Visits		100%	2	2.00
Permanency Contacts		None Planned	5	
Additional Academic Supports		Not Eligible	2	
Active Agency Accreditation		0%	4	0.00
Staff Clinical Licensure		0%	5	0.00
Behavior Management (threshold = 0)		100%	4	4.00
<b>Incentives Total</b>	<b>7.91</b>		<b>24</b>	<b>8.00</b>
Maximum total combined incentive credit allowed is 10 points.			<b>Incentives Awarded</b>	<b>8.00</b>

\*Performance calculation descriptions can be found in the FY 2016 RBWO PBP Measurements and Standards Guide.

**Child Protective Services Investigations and Dispositions**

The following investigations data, which is not used for scoring but is considered significant to a provider's performance, is from Georgia SHINES and is not considered final or complete until the end of the fiscal year.

Total Reports:	0
Number Screened In:	0
Number Screened Out:	0
Number Substantiated:	0
Number Unsubstantiated:	0
Number Active CPS Investigations:	0



# **Performance-Based Placement Measures** **RBWO Provider GA+SCORECARD - ILP/TLP**

Report Quarter: Q1 FY2016

**Provider/Program Name: Little Debbie's Second Chance Home, Inc. - TLP (967) - CCI**

3900 Leprechaun Court, Decatur, GA 30034

Phone: 770-686-5169

Vendor ID# 35447

Quarterly Scores (Grades)

Q1: 107.06 (A+)

Q2: 108.12 (A+)

Q3: 108.72 (A+)

Q4: 101.50 (A+)

Current Quarter Score (Grade)

**107.06%**

**(A+)**

Program Census Information:

# Children in Care During Quarter: 6

# Placements During Quarter: 6

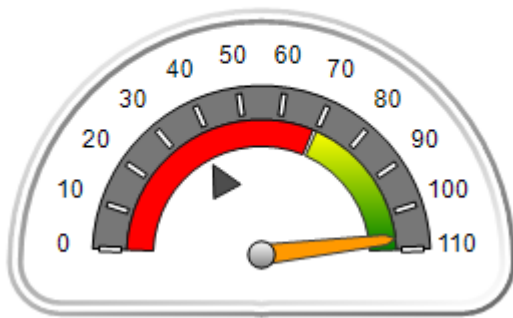
# Children in Care On Last Day: 6

## **Quarterly Provider Comparisons to All ILP/TLPs**

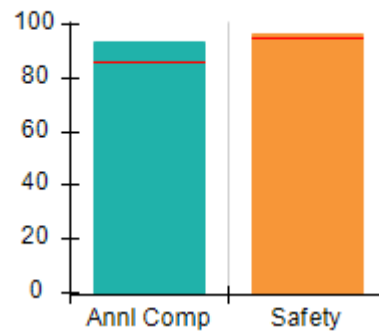
■■■■■■■■ indicates MalTx Threshold

▼ — indicates average for all ILP/TLPs

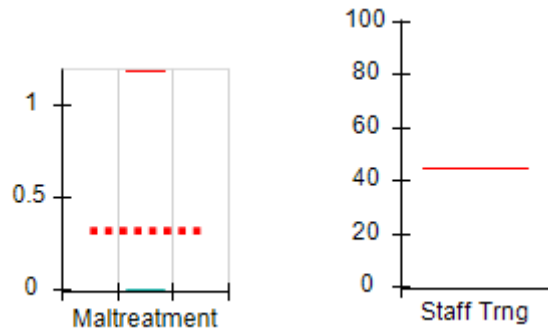
Overall Score (%)



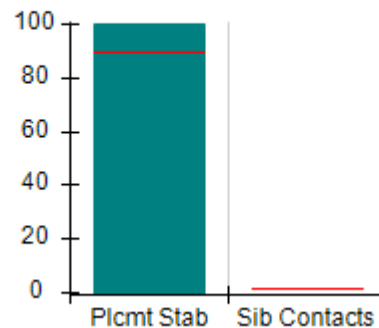
OPM Monitoring Reviews (%)



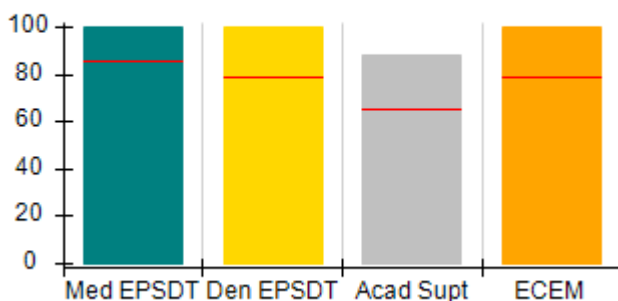
Safety Outcomes (%)



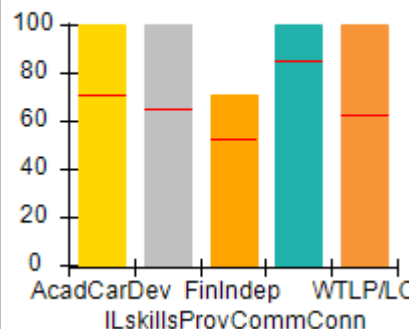
Permanency Outcomes (%)



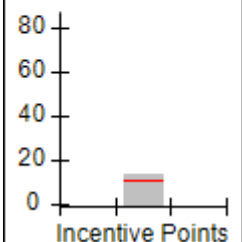
Well-Being Outcomes (%)



ILP/TLP Outcomes (%)



Incentives Earned (Points)





# Performance-Based Placement Measures RBWO Provider GA+SCORECARD - ILP/TLP

Report Quarter: Q1 FY2016

Provider/Program Name: Little Debbie's Second Chance Home, Inc. - TLP (967) - CCI				
3900 Leprechaun Court, Decatur, GA 30034		Quarterly Scores (Grades)		Current Quarter Score (Grade)
Phone: 770-686-5169		Q1: 107.06 (A+)	Q2: 108.12 (A+)	107.06% (A+)
Vendor ID# 35447		Q3: 108.72 (A+)	Q4: 101.50 (A+)	
Program Census Information:		# Children in Care During Quarter: 6	# Placements During Quarter: 6	# Children in Care On Last Day: 6
	Avg Performance All ILP/TLPs (%)	Provider Performance (%)*	Possible Points (Weight)	Provider Points Earned
<b>OPM Monitoring Reviews</b>				
Annual Comprehensive Reviews	86%	94%	15	14.05
Safety Reviews	95%	96%	5	4.82
<b>Monitoring Sub-Total</b>			<b>20</b>	<b>18.87</b>
<b>ILP/TLP Safety Outcomes</b>				
Incidence of Maltreatment	1.18%	No Substantiated Reports	8	8.00
Staff Training	44%	Not Eligible		
<b>Safety Sub-Total</b>			<b>8</b>	<b>8.00</b>
<b>ILP/TLP Permanency Outcomes</b>				
Placement Stability	90%	100%	6	6.00
Sibling Contacts	2%	None Planned		
<b>Permanency Sub-Total</b>			<b>6</b>	<b>6.00</b>
<b>ILP/TLP Well-Being Outcomes</b>				
EPSDT Medical Visits	85%	100%	4	4.00
EPSDT Dental Visits	79%	100%	4	4.00
Academic Supports	65%	88%	3	2.64
Provider ECEM Visits	79%	100%	5	5.00
<b>Well-Being Sub-Total</b>			<b>16</b>	<b>15.64</b>
<b>ILP/TLP Specialty Outcomes</b>				
Academic/Career Development	71%	100%	10	10.00
Ind Living Skills Provision	65%	100%	15	15.00
Financial Independence	52%	71%	5	3.55
Community Connections	85%	100%	5	5.00
WTLP/Life Coach	62%	100%	15	15.00
<b>Specialty Sub-Total</b>			<b>50</b>	<b>48.55</b>
*Performance calculation descriptions can be found in the FY 2016 RBWO PBP Measurements and Standards Guide.				

Monitoring &amp; Outcomes: Possible Points = 100

Points Earned = 97.06

Score Before Incentives Credit

97.06%





## Performance-Based Placement Measures

### RBWO Provider GA+SCORECARD - ILP/TLP

Report Quarter: Q1 FY2016

Incentives Awarded	10.00 pts
PBP Verification	N/A pts
<b>Total Score</b>	<b>107.06%</b>

**Provider/Program Name: Little Debbie's Second Chance Home, Inc. - TLP (967) - CCI**

Program Census Information:		# Children in Care During Quarter: 6	# Placements During Quarter: 6	# Children in Care On Last Day: 6
ILP/TLP Incentive Credits	Avg Performance All ILP/TLPs (Points)	Provider Performance (%)*	Possible Points (Weight)	Provider Points Earned
No DJJ or DOC Involvement		100%	5	5.00
Extended Foster Care Services		Not Eligible	5	
Positive Permanency Connections		0%	5	0.00
High School Graduation/College Participation/Professional Certification		0%	20	0.00
Part-Time Employment with Medical Benefits		Not Eligible	20	
Living Arrangements at Discharge		Not Eligible	20	
Additional Academic Supports		75%	2	1.50
Additional IL Skills Provision		100%	5	5.00
Active Agency Accreditation		50%	4	2.00
Staff Clinical Licensure		0%	5	0.00
<b>Incentives Total</b>	<b>10.94</b>		<b>91</b>	<b>13.50</b>

\*Performance calculation descriptions can be found in the FY 2016 RBWO PBP Measurements and Standards Guide.

**Child Protective Services Investigations and Dispositions**

The following investigations data, which is not used for scoring but is considered significant to a provider's performance, is from Georgia SHINES and is not considered final or complete until the end of the fiscal year.

Total Reports:	0	
Number Screened In:	0	
Number Screened Out:	0	
Number Substantiated:	0	
Number Unsubstantiated:	0	
Number Active CPS Investigations:	0	



# Performance-Based Placement Measures RBWO Provider GA+SCORECARD - ILP/TLP

Report Quarter: Q1 FY2016

**Provider/Program Name: Madi's House - Madi's House (5180) - CCI**

4555 Kelden Circle, College Park, GA 30349

Phone: 4049803543

Vendor ID# 121478

Quarterly Scores (Grades)

Q1: 63.36 (D-)

Q2: 72.05 (C-)

Q3: 68.53 (D+)

Q4: 67.13 (D+)

Current Quarter Score (Grade)

63.36%

(D-)

Program Census Information:

# Children in Care During Quarter: 3

# Placements During Quarter: 3

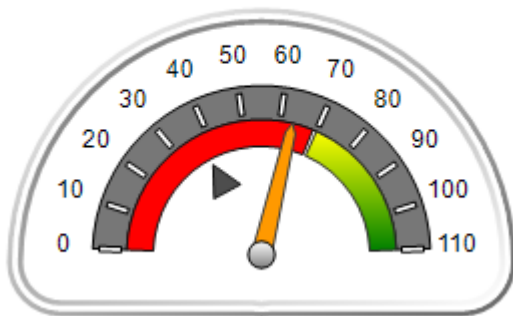
# Children in Care On Last Day: 3

## Quarterly Provider Comparisons to All ILP/TLPs

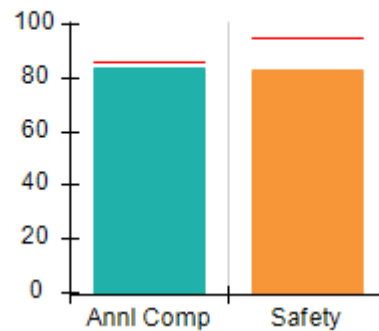
■■■■■■■■ indicates MalTx Threshold

▼ indicates average for all ILP/TLPs

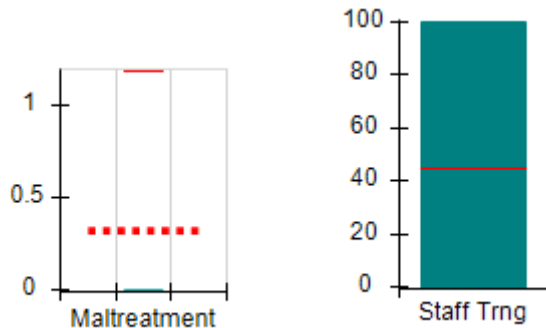
Overall Score (%)



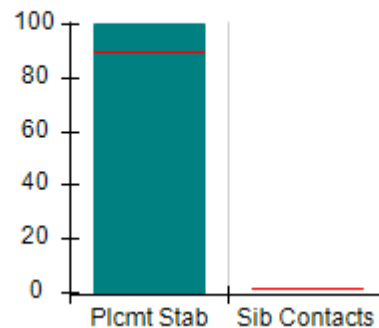
OPM Monitoring Reviews (%)



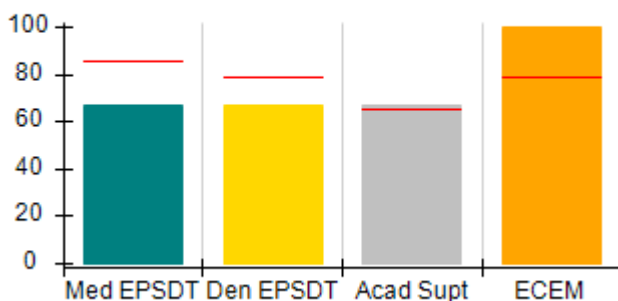
Safety Outcomes (%)



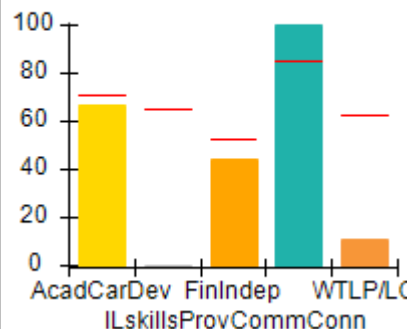
Permanency Outcomes (%)



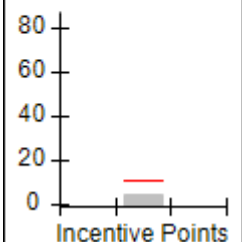
Well-Being Outcomes (%)



ILP/TLP Outcomes (%)



Incentives Earned (Points)





# Performance-Based Placement Measures RBWO Provider GA+SCORECARD - ILP/TLP

Report Quarter: Q1 FY2016

**Provider/Program Name: Madi's House - Madi's House (5180) - CCI**

<b>4555 Kelden Circle, College Park, GA 30349</b>  <b>Phone: 4049803543</b>  <b>Vendor ID# 121478</b>	Quarterly Scores (Grades)		Current Quarter Score (Grade)
	Q1: 63.36 (D-)	Q2: 72.05 (C-)	<b>63.36%</b> <b>(D-)</b>
	Q3: 68.53 (D+)	Q4: 67.13 (D+)	

Program Census Information:	# Children in Care During Quarter: 3	# Placements During Quarter: 3	# Children in Care On Last Day: 3
-----------------------------	--------------------------------------	--------------------------------	-----------------------------------

	Avg Performance All ILP/TLPs (%)	Provider Performance (%)*	Possible Points (Weight)	Provider Points Earned
--	----------------------------------	---------------------------	--------------------------	------------------------

**OPM Monitoring Reviews**

Annual Comprehensive Reviews	86%	84%	15	12.60
Safety Reviews	95%	83%	5	4.15
<b>Monitoring Sub-Total</b>			<b>20</b>	<b>16.75</b>

**ILP/TLP Safety Outcomes**

Incidence of Maltreatment	1.18%	No Substantiated Reports	3	3.00
Staff Training	44%	100%	5	5.00
<b>Safety Sub-Total</b>			<b>8</b>	<b>8.00</b>

**ILP/TLP Permanency Outcomes**

Placement Stability	90%	100%	6	6.00
Sibling Contacts	2%	None Planned		
<b>Permanency Sub-Total</b>			<b>6</b>	<b>6.00</b>

**ILP/TLP Well-Being Outcomes**

EPSDT Medical Visits	85%	67%	4	2.68
EPSDT Dental Visits	79%	67%	4	2.68
Academic Supports	65%	67%	3	2.01
Provider ECEM Visits	79%	100%	5	5.00
<b>Well-Being Sub-Total</b>			<b>16</b>	<b>12.37</b>

**ILP/TLP Specialty Outcomes**

Academic/Career Development	71%	67%	10	6.70
Ind Living Skills Provision	65%	0%	15	0.00
Financial Independence	52%	44%	5	2.20
Community Connections	85%	100%	5	5.00
WTLP/Life Coach	62%	11%	15	1.65
<b>Specialty Sub-Total</b>			<b>50</b>	<b>15.55</b>

\*Performance calculation descriptions can be found in the FY 2016 RBWO PBP Measurements and Standards Guide.

<b>Monitoring &amp; Outcomes: Possible Points = 100</b>	<b>Points Earned = 58.67</b>
<b>Score Before Incentives Credit</b>	
<b>58.67%</b>	



# Performance-Based Placement Measures RBWO Provider GA+SCORECARD - ILP/TLP

Report Quarter: Q1 FY2016

Incentives Awarded	04.69 pts
PBP Verification	N/A pts
<b>Total Score</b>	<b>63.36%</b>

**Provider/Program Name: Madi's House - Madi's House (5180) - CCI**

Program Census Information:		# Children in Care During Quarter: 3	# Placements During Quarter: 3	# Children in Care On Last Day: 3
ILP/TLP Incentive Credits	Avg Performance All ILP/TLPs (Points)	Provider Performance (%)*	Possible Points (Weight)	Provider Points Earned
No DJJ or DOC Involvement		67%	5	3.35
Extended Foster Care Services		Not Eligible	5	
Positive Permanency Connections		0%	5	0.00
High School Graduation/College Participation/Professional Certification		0%	20	0.00
Part-Time Employment with Medical Benefits		Not Eligible	20	
Living Arrangements at Discharge		Not Eligible	20	
Additional Academic Supports		67%	2	1.34
Additional IL Skills Provision		0%	5	0.00
Active Agency Accreditation		0%	4	0.00
Staff Clinical Licensure		0%	5	0.00
<b>Incentives Total</b>	<b>10.94</b>		<b>91</b>	<b>4.69</b>

\*Performance calculation descriptions can be found in the FY 2016 RBWO PBP Measurements and Standards Guide.

**Child Protective Services Investigations and Dispositions**

The following investigations data, which is not used for scoring but is considered significant to a provider's performance, is from Georgia SHINES and is not considered final or complete until the end of the fiscal year.

Total Reports:	0	
Number Screened In:	0	
Number Screened Out:	0	
Number Substantiated:	0	
Number Unsubstantiated:	0	
Number Active CPS Investigations:	0	



## Performance-Based Placement Measures RBWO Provider GA+SCORECARD - ILP/TLP

Report Quarter: Q1 FY2016

**Provider/Program Name: North Georgia Angel House - TLP (5126) - CCI**

2260 Sam Nelson Road, Canton, GA 30114

Phone: 770-479-9555

Vendor ID# 108343

Program Census Information:

# Children in Care During  
Quarter: 10# Placements During  
Quarter: 10# Children in Care On Last  
Day: 6

## Quarterly Scores (Grades)

Q1: 106.64 (A+)

Q2: 107.22 (A+)

Q3: 101.91 (A+)

Q4: 107.07 (A+)

Current Quarter Score  
(Grade)

106.64%

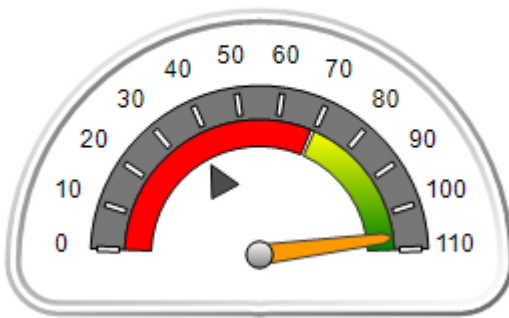
(A+)

## Quarterly Provider Comparisons to All ILP/TLPs

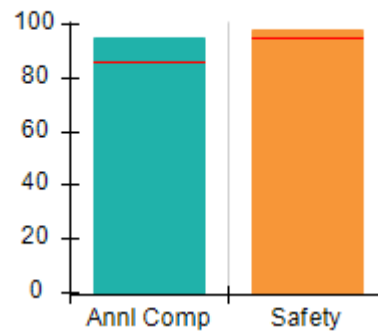
■■■■■■■■ indicates MalTx Threshold

▼ — indicates average for all ILP/TLPs

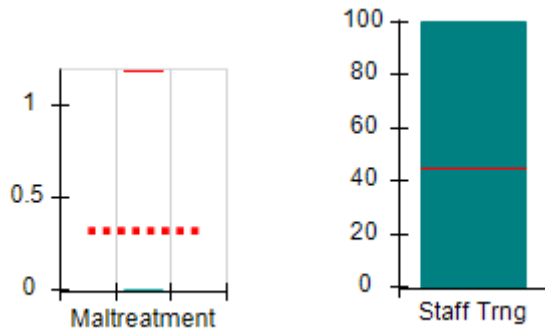
## Overall Score (%)



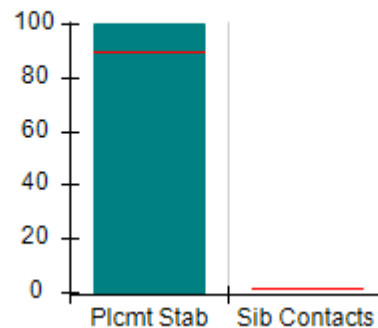
## OPM Monitoring Reviews (%)



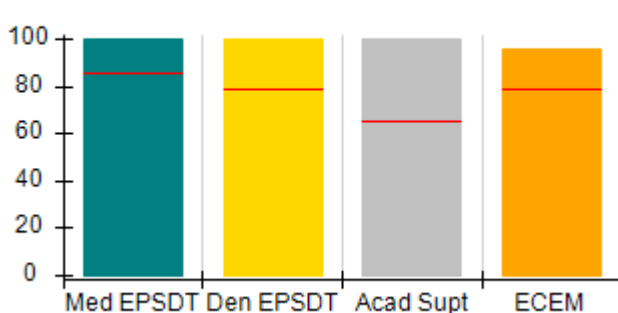
## Safety Outcomes (%)



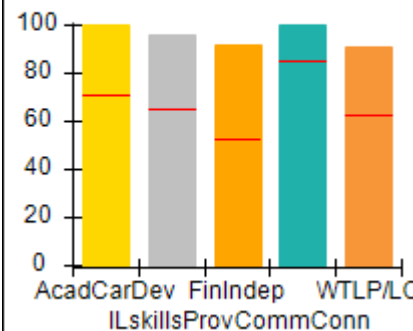
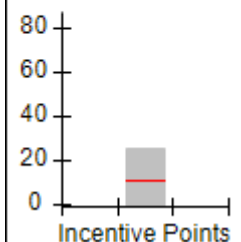
## Permanency Outcomes (%)



## Well-Being Outcomes (%)



## ILP/TLP Outcomes (%)

Incentives  
Earned  
(Points)



# Performance-Based Placement Measures

## RBWO Provider GA+SCORECARD - ILP/TLP

Report Quarter: Q1 FY2016

**Provider/Program Name: North Georgia Angel House - TLP (5126) - CCI**

2260 Sam Nelson Road, Canton, GA 30114

Phone: 770-479-9555

Vendor ID# 108343

**Quarterly Scores (Grades)****Current Quarter Score (Grade)**

Q1: 106.64 (A+)

Q2: 107.22 (A+)

**106.64%**

Q3: 101.91 (A+)

Q4: 107.07 (A+)

**(A+)**

Program Census Information:

# Children in Care During  
Quarter: 10# Placements During  
Quarter: 10# Children in Care On  
Last Day: 6Avg  
Performance All  
ILP/TLPs (%)Provider  
Performance (%)\*Possible Points  
(Weight)Provider Points  
Earned**OPM Monitoring Reviews**

Annual Comprehensive Reviews	86%	95%	15	14.30
Safety Reviews	95%	98%	5	4.89
<b>Monitoring Sub-Total</b>			<b>20</b>	<b>19.19</b>

**ILP/TLP Safety Outcomes**

Incidence of Maltreatment	1.18%	No Substantiated Reports	3	3.00
Staff Training	44%	100%	5	5.00
<b>Safety Sub-Total</b>			<b>8</b>	<b>8.00</b>

**ILP/TLP Permanency Outcomes**

Placement Stability	90%	100%	6	6.00
Sibling Contacts	2%	None Planned		
<b>Permanency Sub-Total</b>			<b>6</b>	<b>6.00</b>

**ILP/TLP Well-Being Outcomes**

EPSDT Medical Visits	85%	100%	4	4.00
EPSDT Dental Visits	79%	100%	4	4.00
Academic Supports	65%	100%	3	3.00
Provider ECEM Visits	79%	96%	5	4.80
<b>Well-Being Sub-Total</b>			<b>16</b>	<b>15.80</b>

**ILP/TLP Specialty Outcomes**

Academic/Career Development	71%	100%	10	10.00
Ind Living Skills Provision	65%	96%	15	14.40
Financial Independence	52%	92%	5	4.60
Community Connections	85%	100%	5	5.00
WTLP/Life Coach	62%	91%	15	13.65
<b>Specialty Sub-Total</b>			<b>50</b>	<b>47.65</b>

\*Performance calculation descriptions can be found in the FY 2016 RBWO PBP Measurements and Standards Guide.

**Monitoring & Outcomes: Possible Points = 100****Points Earned = 96.64****Score Before Incentives Credit****96.64%**



## Performance-Based Placement Measures

### RBWO Provider GA+SCORECARD - ILP/TLP

Report Quarter: Q1 FY2016

<b>Incentives Awarded</b>	<b>10.00 pts</b>
<b>PBP Verification</b>	<b>N/A pts</b>
<b>Total Score</b>	<b>106.64%</b>

#### Provider/Program Name: North Georgia Angel House - TLP (5126) - CCI

Program Census Information:		# Children in Care During Quarter: 10	# Placements During Quarter: 10	# Children in Care On Last Day: 6
ILP/TLP Incentive Credits	Avg Performance All ILP/TLPs (Points)	Provider Performance (%)*	Possible Points (Weight)	Provider Points Earned
No DJJ or DOC Involvement		100%	5	5.00
Extended Foster Care Services		Not Eligible	5	
Positive Permanency Connections		100%	5	5.00
High School Graduation/College Participation/Professional Certification		0%	20	0.00
Part-Time Employment with Medical Benefits		0%	20	0.00
Living Arrangements at Discharge		25%	20	5.00
Additional Academic Supports		95%	2	1.90
Additional IL Skills Provision		83%	5	4.15
Active Agency Accreditation		100%	4	4.00
Staff Clinical Licensure		0%	5	0.00
<b>Incentives Total</b>	<b>10.94</b>		<b>91</b>	<b>25.05</b>

\*Performance calculation descriptions can be found in the FY 2016 RBWO PBP Measurements and Standards Guide.

#### Child Protective Services Investigations and Dispositions

The following investigations data, which is not used for scoring but is considered significant to a provider's performance, is from Georgia SHINES and is not considered final or complete until the end of the fiscal year.

Total Reports:	0	
Number Screened In:	0	
Number Screened Out:	0	
Number Substantiated:	0	
Number Unsubstantiated:	0	
Number Active CPS Investigations:	0	



# **Performance-Based Placement Measures** **RBWO Provider GA+SCORECARD - ILP/TLP**

Report Quarter: Q1 FY2016

**Provider/Program Name: Open Door Home - Boys ILP (5132) - CCI**

1205 Ethel Avenue, Rome, GA 30165

Phone: 706-232-6662

Vendor ID# 111812

Quarterly Scores (Grades)

Current Quarter Score (Grade)

Q1: 53.77 (F)

Q2: 53.77 (F)

**53.77%**

Q3: 53.77 (F)

Q4: 53.77 (F)

**(F)**

Program Census Information:

# Children in Care During Quarter: 0

# Placements During Quarter: 0

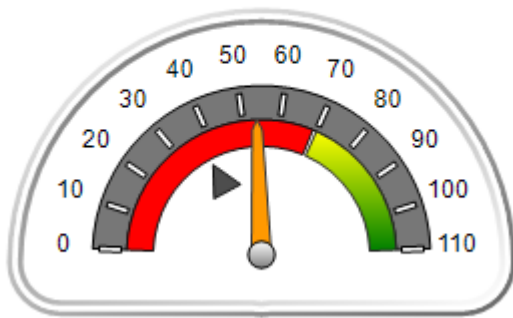
# Children in Care On Last Day: 0

## **Quarterly Provider Comparisons to All ILP/TLPs**

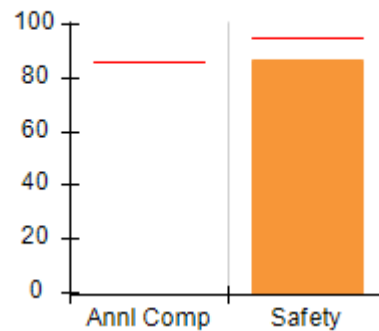
■■■■■■■■ indicates MalTx Threshold

▼ ————— indicates average for all ILP/TLPs

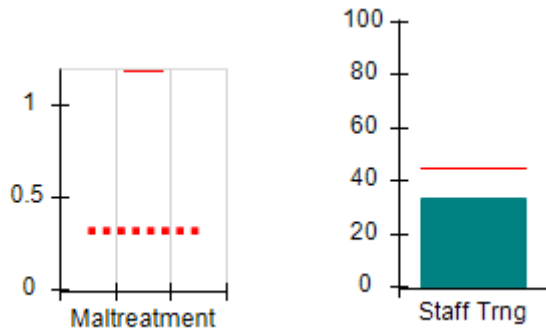
Overall Score (%)



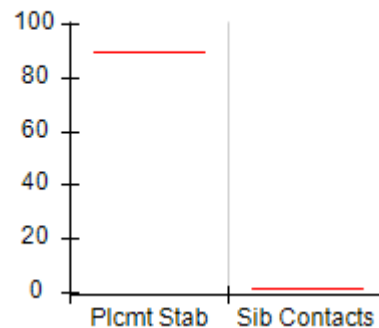
OPM Monitoring Reviews (%)



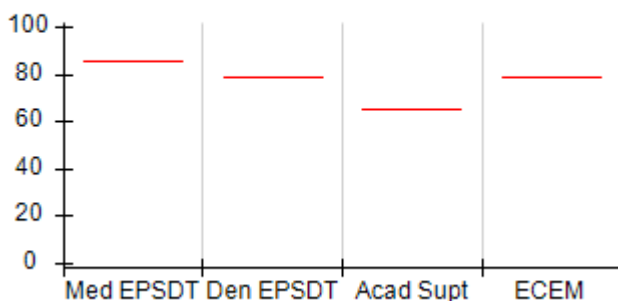
Safety Outcomes (%)



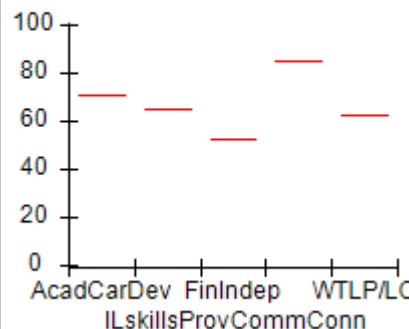
Permanency Outcomes (%)



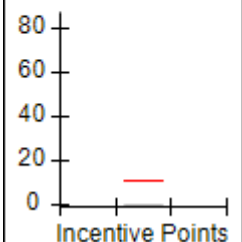
Well-Being Outcomes (%)



ILP/TLP Outcomes (%)



Incentives Earned (Points)







# Performance-Based Placement Measures RBWO Provider GA+SCORECARD - ILP/TLP

Report Quarter: Q1 FY2016

**Provider/Program Name: Open Door Home - Boys ILP (5132) - CCI**

1205 Ethel Avenue, Rome, GA 30165  Phone: 706-232-6662  Vendor ID# 111812	Quarterly Scores (Grades)		Current Quarter Score (Grade)
	Q1: 53.77 (F)	Q2: 53.77 (F)	53.77% (F)
	Q3: 53.77 (F)	Q4: 53.77 (F)	

Program Census Information:	# Children in Care During Quarter: 0	# Placements During Quarter: 0	# Children in Care On Last Day: 0
-----------------------------	--------------------------------------	--------------------------------	-----------------------------------

	Avg Performance All ILP/TLPs (%)	Provider Performance (%)*	Possible Points (Weight)	Provider Points Earned
--	----------------------------------	---------------------------	--------------------------	------------------------

**OPM Monitoring Reviews**

Annual Comprehensive Reviews	86%	Not Yet Conducted		
Safety Reviews	95%	87%	5	4.35
<b>Monitoring Sub-Total</b>			<b>5</b>	<b>4.35</b>

**ILP/TLP Safety Outcomes**

Incidence of Maltreatment	1.18%	Not Eligible		
Staff Training	44%	33%	8	2.64
<b>Safety Sub-Total</b>			<b>8</b>	<b>2.64</b>

**ILP/TLP Permanency Outcomes**

Placement Stability	90%	Not Eligible		
Sibling Contacts	2%	None Planned		
<b>Permanency Sub-Total</b>			<b>N/A</b>	

**ILP/TLP Well-Being Outcomes**

EPSDT Medical Visits	85%	Not Eligible		
EPSDT Dental Visits	79%	Not Eligible		
Academic Supports	65%	Not Eligible		
Provider ECEM Visits	79%	Not Eligible		
<b>Well-Being Sub-Total</b>			<b>N/A</b>	

**ILP/TLP Specialty Outcomes**

Academic/Career Development	71%	Not Eligible		
Ind Living Skills Provision	65%	Not Eligible		
Financial Independence	52%	Not Eligible		
Community Connections	85%	Not Eligible		
WTLP/Life Coach	62%	Not Eligible		
<b>Specialty Sub-Total</b>			<b>N/A</b>	

\*Performance calculation descriptions can be found in the FY 2016 RBWO PBP Measurements and Standards Guide.

<b>Monitoring &amp; Outcomes: Possible Points = 13</b>	<b>Points Earned = 06.99</b>
<b>Score Before Incentives Credit</b>	<b>53.77%</b>
<b>Incentives Awarded</b>	<b>00.00 pts</b>



**DHS, DFCS, Office of Provider Management**  
**Performance-Based Placement Measures**  
**RBWO Provider GA+SCORECARD - ILP/TLP**  
**Report Quarter: Q1 FY2016**



<b>PBP Verification</b>	<b>N/A pts</b>
<b>Total Score</b>	<b>53.77%</b>

<b>Provider/Program Name: Open Door Home - Boys ILP (5132) - CCI</b>				
<b>Program Census Information:</b>		<b># Children in Care During Quarter: 0</b>	<b># Placements During Quarter: 0</b>	<b># Children in Care On Last Day: 0</b>
<b>ILP/TLP Incentive Credits</b>	<b>Avg Performance All ILP/TLPs (Points)</b>	<b>Provider Performance (%)*</b>	<b>Possible Points (Weight)</b>	<b>Provider Points Earned</b>
No DJJ or DOC Involvement		Not Eligible	5	
Extended Foster Care Services		Not Eligible	5	
Positive Permanency Connections		Not Eligible	5	
High School Graduation/College Participation/Professional Certification		Not Eligible	20	
Part-Time Employment with Medical Benefits		Not Eligible	20	
Living Arrangements at Discharge		Not Eligible	20	
Additional Academic Supports		Not Eligible	2	
Additional IL Skills Provision		Not Eligible	5	
Active Agency Accreditation		0%	4	0.00
Staff Clinical Licensure		0%	5	0.00
<b>Incentives Total</b>	<b>10.94</b>		<b>91</b>	<b>0.00</b>
*Performance calculation descriptions can be found in the FY 2016 RBWO PBP Measurements and Standards Guide.				

### Child Protective Services Investigations and Dispositions

The following investigations data, which is not used for scoring but is considered significant to a provider's performance, is from Georgia SHINES and is not considered final or complete until the end of the fiscal year.

Total Reports:	0	
Number Screened In:	0	
Number Screened Out:	0	
Number Substantiated:	0	
Number Unsubstantiated:	0	
Number Active CPS Investigations:	0	



# Performance-Based Placement Measures RBWO Provider GA+SCORECARD - ILP/TLP

Report Quarter: Q1 FY2016

**Provider/Program Name: Open Door Home - Girls ILP (5131) - CCI**

5 Leon Street, Rome, GA 30165

Phone: 706-232-6662

Vendor ID# 111811

## Quarterly Scores (Grades)

Q1: 30.88 (F)

Q2: 36.90 (F)

Q3: 77.68 (C+)

Q4: 77.68 (C+)

## Current Quarter Score (Grade)

**30.88%**

**(F)**

Program Census Information:

# Children in Care During Quarter: 2

# Placements During Quarter: 2

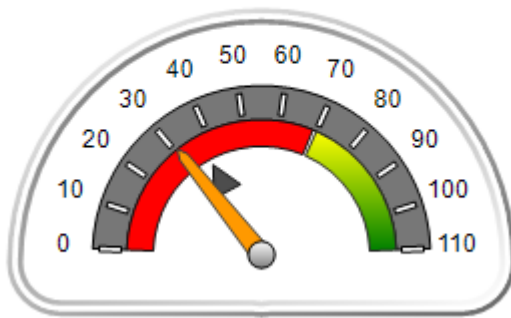
# Children in Care On Last Day: 2

## Quarterly Provider Comparisons to All ILP/TLPs

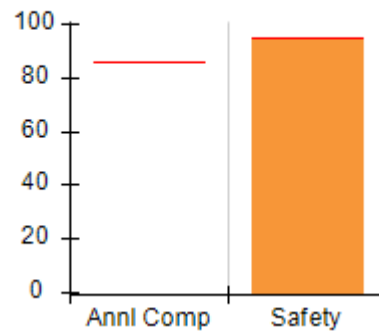
■■■■■■■■ indicates MalTx Threshold

▼ indicates average for all ILP/TLPs

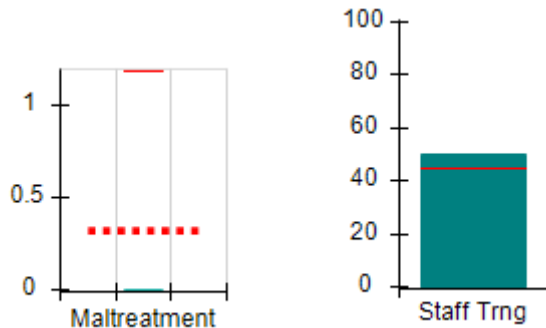
### Overall Score (%)



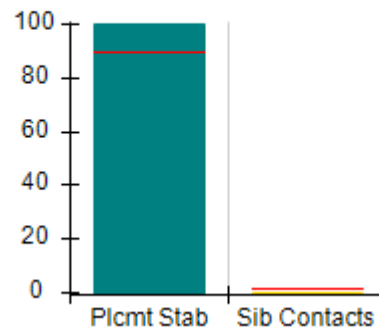
### OPM Monitoring Reviews (%)



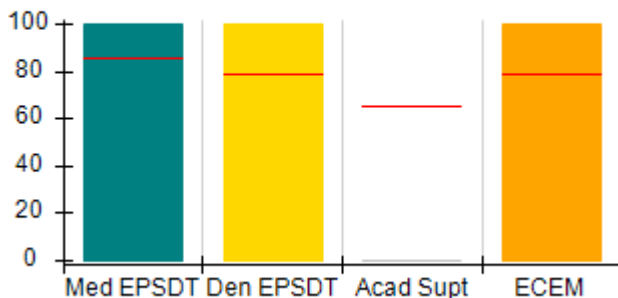
### Safety Outcomes (%)



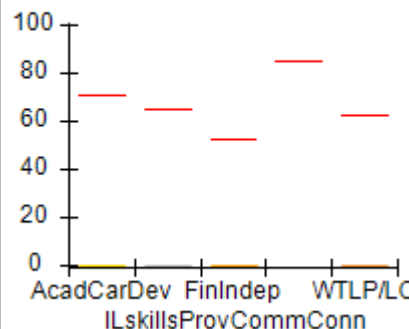
### Permanency Outcomes (%)



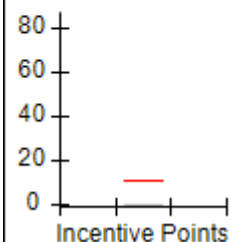
### Well-Being Outcomes (%)



### ILP/TLP Outcomes (%)



### Incentives Earned (Points)





# Performance-Based Placement Measures

## RBWO Provider GA+SCORECARD - ILP/TLP

Report Quarter: Q1 FY2016

**Provider/Program Name: Open Door Home - Girls ILP (5131) - CCI**

5 Leon Street, Rome, GA 30165

Phone: 706-232-6662

Vendor ID# 111811

**Quarterly Scores (Grades)****Current Quarter Score (Grade)**

Q1: 30.88 (F)

Q2: 36.90 (F)

**30.88%**

Q3: 77.68 (C+)

Q4: 77.68 (C+)

**(F)**

Program Census Information:

# Children in Care During  
Quarter: 2# Placements During  
Quarter: 2# Children in Care On  
Last Day: 2Avg  
Performance All  
ILP/TLPs (%)Provider  
Performance (%)\*Possible Points  
(Weight)Provider Points  
Earned**OPM Monitoring Reviews**

Annual Comprehensive Reviews	86%	Not Yet Conducted		
Safety Reviews	95%	95%	5	4.75
<b>Monitoring Sub-Total</b>			<b>5</b>	<b>4.75</b>

**ILP/TLP Safety Outcomes**

Incidence of Maltreatment	1.18%	No Substantiated Reports	3	3.00
Staff Training	44%	50%	5	2.50
<b>Safety Sub-Total</b>			<b>8</b>	<b>5.50</b>

**ILP/TLP Permanency Outcomes**

Placement Stability	90%	100%	3	3.00
Sibling Contacts	2%	0%	3	0.00
<b>Permanency Sub-Total</b>			<b>6</b>	<b>3.00</b>

**ILP/TLP Well-Being Outcomes**

EPSDT Medical Visits	85%	100%	4	4.00
EPSDT Dental Visits	79%	100%	4	4.00
Academic Supports	65%	0%	3	0.00
Provider ECEM Visits	79%	100%	5	5.00
<b>Well-Being Sub-Total</b>			<b>16</b>	<b>13.00</b>

**ILP/TLP Specialty Outcomes**

Academic/Career Development	71%	0%	11.1	0.00
Ind Living Skills Provision	65%	0%	16.7	0.00
Financial Independence	52%	0%	5.6	0.00
Community Connections	85%	Not Eligible		
WTLP/Life Coach	62%	0%	16.7	0.00
<b>Specialty Sub-Total</b>			<b>50</b>	<b>0.00</b>

\*Performance calculation descriptions can be found in the FY 2016 RBWO PBP Measurements and Standards Guide.

**Monitoring & Outcomes: Possible Points = 85****Points Earned = 26.25****Score Before Incentives Credit****30.88%**



# Performance-Based Placement Measures RBWO Provider GA+SCORECARD - ILP/TLP

Report Quarter: Q1 FY2016

Incentives Awarded	00.00 pts
PBP Verification	N/A pts
<b>Total Score</b>	<b>30.88%</b>

**Provider/Program Name: Open Door Home - Girls ILP (5131) - CCI**

Program Census Information:		# Children in Care During Quarter: 2	# Placements During Quarter: 2	# Children in Care On Last Day: 2
ILP/TLP Incentive Credits	Avg Performance All ILP/TLPs (Points)	Provider Performance (%)*	Possible Points (Weight)	Provider Points Earned
No DJJ or DOC Involvement		0%	5	0.00
Extended Foster Care Services		Not Eligible	5	
Positive Permanency Connections		Not Eligible	5	
High School Graduation/College Participation/Professional Certification		0%	20	0.00
Part-Time Employment with Medical Benefits		Not Eligible	20	
Living Arrangements at Discharge		Not Eligible	20	
Additional Academic Supports		0%	2	0.00
Additional IL Skills Provision		0%	5	0.00
Active Agency Accreditation		0%	4	0.00
Staff Clinical Licensure		0%	5	0.00
<b>Incentives Total</b>	<b>10.94</b>		<b>91</b>	<b>0.00</b>

\*Performance calculation descriptions can be found in the FY 2016 RBWO PBP Measurements and Standards Guide.

**Child Protective Services Investigations and Dispositions**

The following investigations data, which is not used for scoring but is considered significant to a provider's performance, is from Georgia SHINES and is not considered final or complete until the end of the fiscal year.

Total Reports:	0	
Number Screened In:	0	
Number Screened Out:	0	
Number Substantiated:	0	
Number Unsubstantiated:	0	
Number Active CPS Investigations:	0	



# Performance-Based Placement Measures RBWO Provider GA+SCORECARD - ILP/TLP

Report Quarter: Q1 FY2016

**Provider/Program Name: Refuge Community Development - Second Chapter (5184) - CCI**

3200 Lakeview Place, East Point, GA 30337

Phone: 4046520199

Vendor ID# 121479

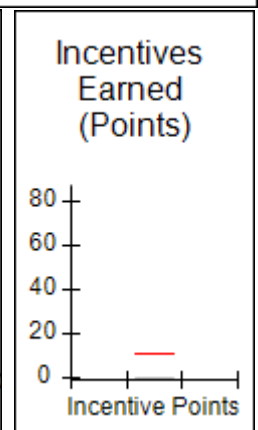
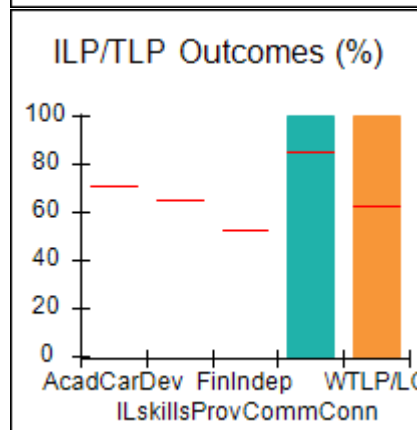
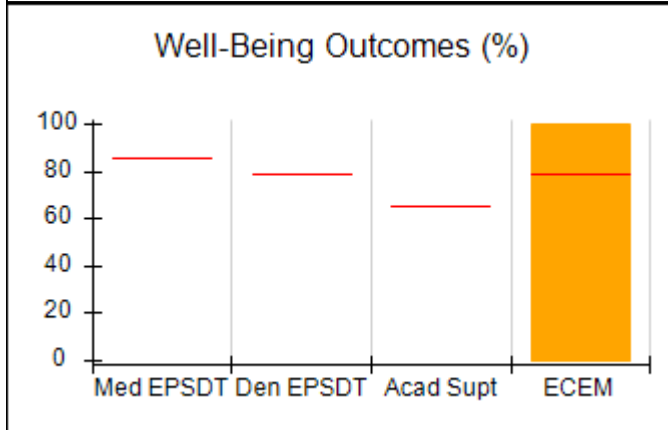
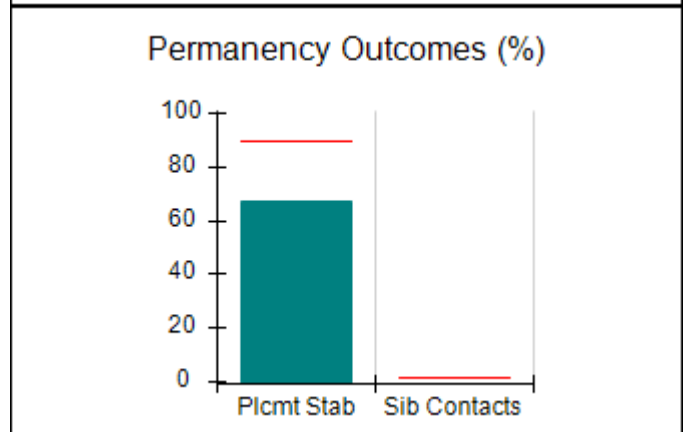
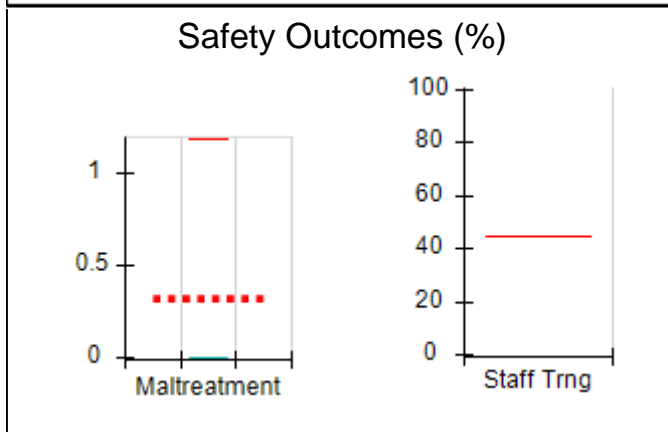
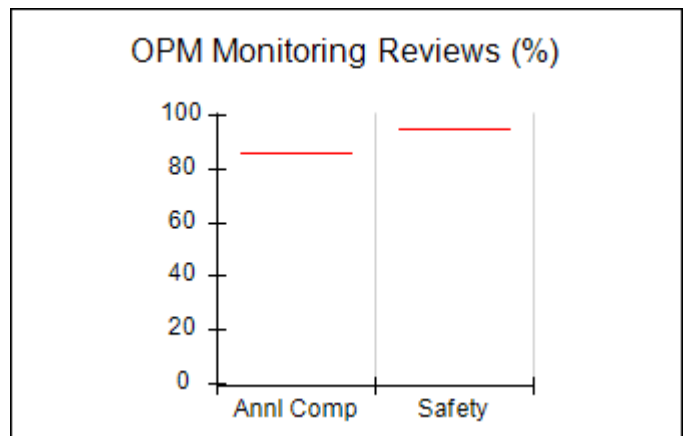
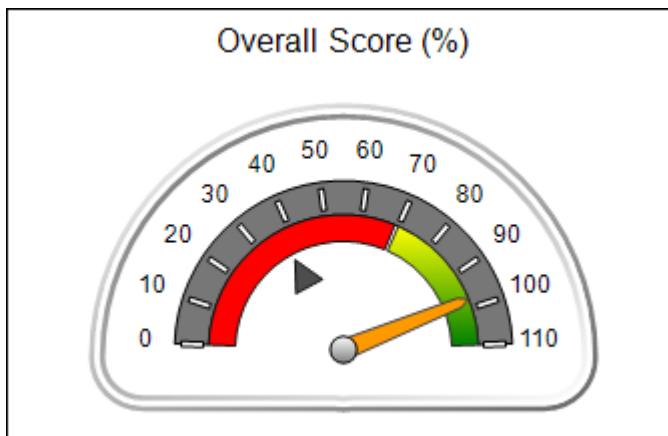
Program Census Information:

Quarterly Scores (Grades)		Current Quarter Score (Grade)
Q1: 97.53 (A+)	Q2: 103.17 (A+)	97.53% (A+)
Q3: 99.59 (A+)	Q4: (N/A)	
# Children in Care During Quarter: 3	# Placements During Quarter: 3	# Children in Care On Last Day: 1

## Quarterly Provider Comparisons to All ILP/TLPs

■■■■■■■■ indicates MalTx Threshold

▼ ————— indicates average for all ILP/TLPs





# Performance-Based Placement Measures RBWO Provider GA+SCORECARD - ILP/TLP

Report Quarter: Q1 FY2016

**Provider/Program Name: Refuge Community Development - Second Chapter (5184) - CCI**

<b>3200 Lakeview Place, East Point, GA 30337</b>  <b>Phone: 4046520199</b>  <b>Vendor ID# 121479</b>	Quarterly Scores (Grades)		Current Quarter Score (Grade)
	Q1: 97.53 (A+)	Q2: 103.17 (A+)	<b>97.53%</b>  <b>(A+)</b>
	Q3: 99.59 (A+)	Q4: (N/A)	

Program Census Information:	# Children in Care During Quarter: 3	# Placements During Quarter: 3	# Children in Care On Last Day: 1
-----------------------------	--------------------------------------	--------------------------------	-----------------------------------

	Avg Performance All ILP/TLPs (%)	Provider Performance (%)*	Possible Points (Weight)	Provider Points Earned
--	----------------------------------	---------------------------	--------------------------	------------------------

**OPM Monitoring Reviews**

Annual Comprehensive Reviews	86%	Not Yet Conducted		
Safety Reviews	95%	Not Yet Conducted		
<b>Monitoring Sub-Total</b>				<b>0.00</b>

**ILP/TLP Safety Outcomes**

Incidence of Maltreatment	1.18%	No Substantiated Reports	8	8.00
Staff Training	44%	Not Eligible		
<b>Safety Sub-Total</b>			<b>8</b>	<b>8.00</b>

**ILP/TLP Permanency Outcomes**

Placement Stability	90%	67%	6	4.02
Sibling Contacts	2%	None Planned		
<b>Permanency Sub-Total</b>			<b>6</b>	<b>4.02</b>

**ILP/TLP Well-Being Outcomes**

EPSDT Medical Visits	85%	Not Eligible		
EPSDT Dental Visits	79%	Not Eligible		
Academic Supports	65%	Not Eligible		
Provider ECEM Visits	79%	100%	16	16.00
<b>Well-Being Sub-Total</b>			<b>16</b>	<b>16.00</b>

**ILP/TLP Specialty Outcomes**

Academic/Career Development	71%	Not Eligible		
Ind Living Skills Provision	65%	Not Eligible		
Financial Independence	52%	Not Eligible		
Community Connections	85%	100%	12.5	12.50
WTLP/Life Coach	62%	100%	37.5	37.50
<b>Specialty Sub-Total</b>			<b>50</b>	<b>50.00</b>

\*Performance calculation descriptions can be found in the FY 2016 RBWO PBP Measurements and Standards Guide.

<b>Monitoring &amp; Outcomes: Possible Points = 80</b>	<b>Points Earned = 78.02</b>
<b>Score Before Incentives Credit</b>	
<b>97.53%</b>	



## Performance-Based Placement Measures

### RBWO Provider GA+SCORECARD - ILP/TLP

Report Quarter: Q1 FY2016

<b>Incentives Awarded</b>	<b>00.00 pts</b>
<b>PBP Verification</b>	<b>N/A pts</b>
<b>Total Score</b>	<b>97.53%</b>

#### Provider/Program Name: Refuge Community Development - Second Chapter (5184) - CCI

Program Census Information:		# Children in Care During Quarter: 3	# Placements During Quarter: 3	# Children in Care On Last Day: 1
ILP/TLP Incentive Credits	Avg Performance All ILP/TLPs (Points)	Provider Performance (%)*	Possible Points (Weight)	Provider Points Earned
No DJJ or DOC Involvement		Not Eligible	5	
Extended Foster Care Services		Not Eligible	5	
Positive Permanency Connections		Not Eligible	5	
High School Graduation/College Participation/Professional Certification		Not Eligible	20	
Part-Time Employment with Medical Benefits		0%	20	0.00
Living Arrangements at Discharge		0%	20	0.00
Additional Academic Supports		Not Eligible	2	
Additional IL Skills Provision		Not Eligible	5	
Active Agency Accreditation		0%	4	0.00
Staff Clinical Licensure		0%	5	0.00
<b>Incentives Total</b>	<b>10.94</b>		<b>91</b>	<b>0.00</b>

\*Performance calculation descriptions can be found in the FY 2016 RBWO PBP Measurements and Standards Guide.

#### Child Protective Services Investigations and Dispositions

The following investigations data, which is not used for scoring but is considered significant to a provider's performance, is from Georgia SHINES and is not considered final or complete until the end of the fiscal year.

Total Reports:	0	
Number Screened In:	0	
Number Screened Out:	0	
Number Substantiated:	0	
Number Unsubstantiated:	0	
Number Active CPS Investigations:	0	





# **Performance-Based Placement Measures** **RBWO Provider GA+SCORECARD - ILP/TLP**

Report Quarter: Q1 FY2016

**Provider/Program Name: Seeds of Excellence - ILP (5192) - CCI**

1300 Friendly Heights, Decatur, GA 30035

Phone: 678-468-4880

Vendor ID# 126957

Quarterly Scores (Grades)

Current Quarter Score (Grade)

Q1: 67.68 (D+)

Q2: 69.53 (D+)

67.68%

Q3: 63.38 (D-)

Q4: 65.81 (D)

(D+)

Program Census Information:

# Children in Care During Quarter: 8

# Placements During Quarter: 8

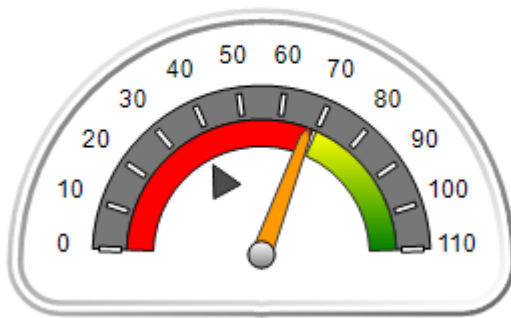
# Children in Care On Last Day: 8

## **Quarterly Provider Comparisons to All ILP/TLPs**

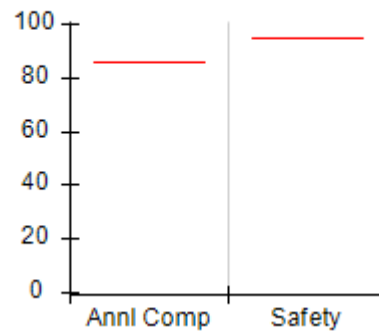
■■■■■■■■ indicates MalTx Threshold

▼ ————— indicates average for all ILP/TLPs

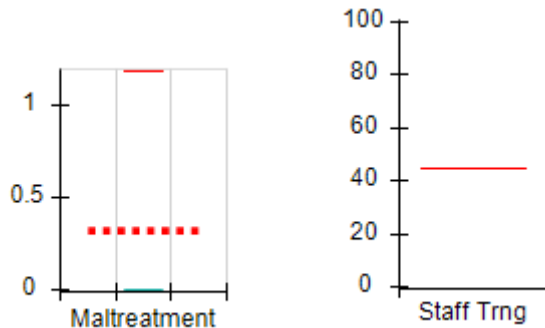
Overall Score (%)



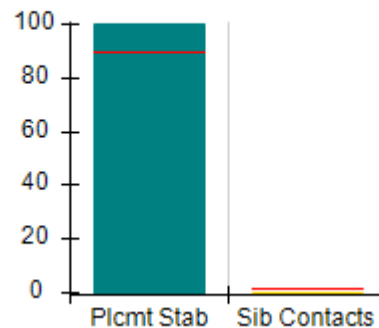
OPM Monitoring Reviews (%)



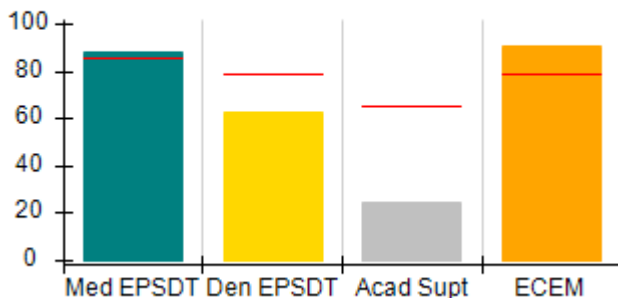
Safety Outcomes (%)



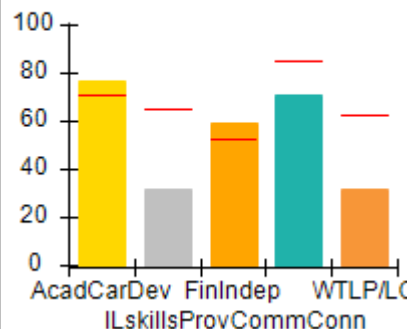
Permanency Outcomes (%)



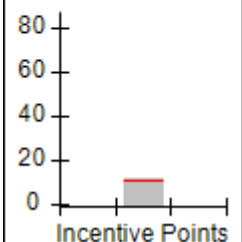
Well-Being Outcomes (%)



ILP/TLP Outcomes (%)



Incentives Earned (Points)





**Performance-Based Placement Measures  
RBWO Provider GA+SCORECARD - ILP/TLP**

**Report Quarter: Q1 FY2016**

<b>Provider/Program Name: Seeds of Excellence - ILP (5192) - CCI</b>				
<b>1300 Friendly Heights, Decatur, GA 30035</b>		<b>Quarterly Scores (Grades)</b>		<b>Current Quarter Score (Grade)</b>
<b>Phone: 678-468-4880</b>		<b>Q1: 67.68 (D+)</b>	<b>Q2: 69.53 (D+)</b>	<b>67.68%</b>
<b>Vendor ID# 126957</b>		<b>Q3: 63.38 (D-)</b>	<b>Q4: 65.81 (D)</b>	<b>(D+)</b>
Program Census Information:		# Children in Care During Quarter: 8	# Placements During Quarter: 8	# Children in Care On Last Day: 8
	<b>Avg Performance All ILP/TLPs (%)</b>	<b>Provider Performance (%)*</b>	<b>Possible Points (Weight)</b>	<b>Provider Points Earned</b>
<b>OPM Monitoring Reviews</b>				
Annual Comprehensive Reviews	86%	Not Yet Conducted		
Safety Reviews	95%	Not Yet Conducted		
<b>Monitoring Sub-Total</b>				<b>0.00</b>
<b>ILP/TLP Safety Outcomes</b>				
Incidence of Maltreatment	1.18%	No Substantiated Reports	8	8.00
Staff Training	44%	Not Eligible		
<b>Safety Sub-Total</b>			<b>8</b>	<b>8.00</b>
<b>ILP/TLP Permanency Outcomes</b>				
Placement Stability	90%	100%	3	3.00
Sibling Contacts	2%	0%	3	0.00
<b>Permanency Sub-Total</b>			<b>6</b>	<b>3.00</b>
<b>ILP/TLP Well-Being Outcomes</b>				
EPSDT Medical Visits	85%	88%	4	3.52
EPSDT Dental Visits	79%	63%	4	2.52
Academic Supports	65%	25%	3	0.75
Provider ECEM Visits	79%	91%	5	4.55
<b>Well-Being Sub-Total</b>			<b>16</b>	<b>11.34</b>
<b>ILP/TLP Specialty Outcomes</b>				
Academic/Career Development	71%	77%	10	7.70
Ind Living Skills Provision	65%	32%	15	4.80
Financial Independence	52%	59%	5	2.95
Community Connections	85%	71%	5	3.55
WTLP/Life Coach	62%	32%	15	4.80
<b>Specialty Sub-Total</b>			<b>50</b>	<b>23.80</b>
*Performance calculation descriptions can be found in the FY 2016 RBWO PBP Measurements and Standards Guide.				

<b>Monitoring &amp; Outcomes: Possible Points = 80</b>	<b>Points Earned = 46.14</b>
<b>Score Before Incentives Credit</b>	
<b>57.68%</b>	



## Performance-Based Placement Measures

### RBWO Provider GA+SCORECARD - ILP/TLP

Report Quarter: Q1 FY2016

<b>Incentives Awarded</b>	<b>10.00 pts</b>
<b>PBP Verification</b>	<b>N/A pts</b>
<b>Total Score</b>	<b>67.68%</b>

#### Provider/Program Name: Seeds of Excellence - ILP (5192) - CCI

Program Census Information:		# Children in Care During Quarter: 8	# Placements During Quarter: 8	# Children in Care On Last Day: 8
ILP/TLP Incentive Credits	Avg Performance All ILP/TLPs (Points)	Provider Performance (%)*	Possible Points (Weight)	Provider Points Earned
No DJJ or DOC Involvement		82%	5	4.10
Extended Foster Care Services		100%	5	5.00
Positive Permanency Connections		0%	5	0.00
High School Graduation/College Participation/Professional Certification		13%	20	2.60
Part-Time Employment with Medical Benefits		Not Eligible	20	
Living Arrangements at Discharge		Not Eligible	20	
Additional Academic Supports		0%	2	0.00
Additional IL Skills Provision		0%	5	0.00
Active Agency Accreditation		0%	4	0.00
Staff Clinical Licensure		0%	5	0.00
<b>Incentives Total</b>	<b>10.94</b>		<b>91</b>	<b>11.70</b>

\*Performance calculation descriptions can be found in the FY 2016 RBWO PBP Measurements and Standards Guide.

#### Child Protective Services Investigations and Dispositions

The following investigations data, which is not used for scoring but is considered significant to a provider's performance, is from Georgia SHINES and is not considered final or complete until the end of the fiscal year.

Total Reports:	0	
Number Screened In:	0	
Number Screened Out:	0	
Number Substantiated:	0	
Number Unsubstantiated:	0	
Number Active CPS Investigations:	0	



# Performance-Based Placement Measures RBWO Provider GA+SCORECARD - ILP/TLP

Report Quarter: Q1 FY2016

**Provider/Program Name: Stroman Account & Property - ILP College Park (5157) - CCI**

5250 Hampton Drive, College Park, GA 30349

Phone: 770-994-0607

Vendor ID# 117923

Quarterly Scores (Grades)

Q1: 100.14 (A+)

Q2: 82.97 (B-)

Q3: 53.95 (F)

Q4: 101.30 (A+)

Current Quarter Score (Grade)

100.14%

(A+)

Program Census Information:

# Children in Care During Quarter: 2

# Placements During Quarter: 2

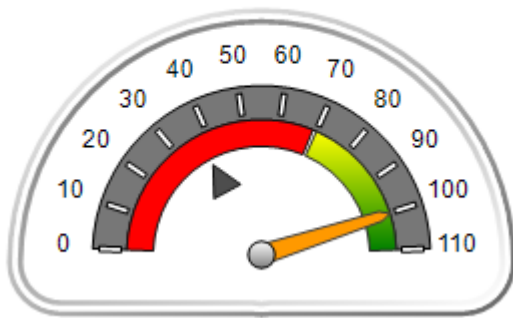
# Children in Care On Last Day: 2

## Quarterly Provider Comparisons to All ILP/TLPs

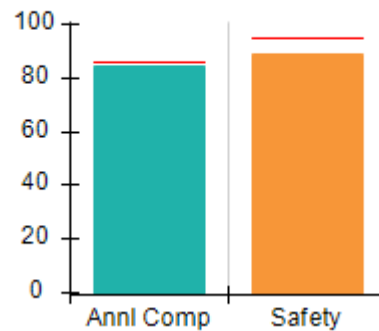
■■■■■■■■ indicates MalTx Threshold

▼ indicates average for all ILP/TLPs

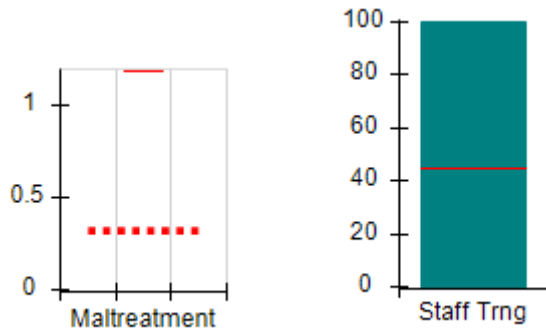
Overall Score (%)



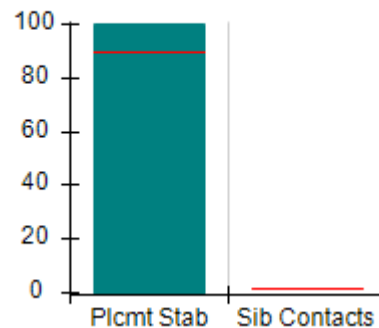
OPM Monitoring Reviews (%)



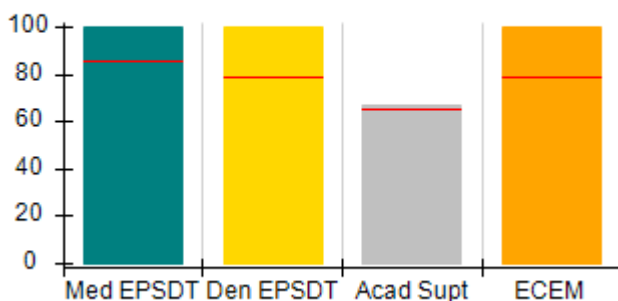
Safety Outcomes (%)



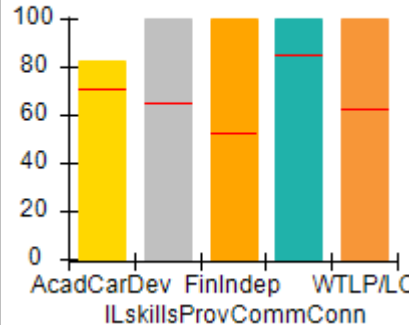
Permanency Outcomes (%)



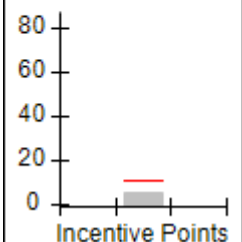
Well-Being Outcomes (%)



ILP/TLP Outcomes (%)



Incentives Earned (Points)





# Performance-Based Placement Measures RBWO Provider GA+SCORECARD - ILP/TLP

Report Quarter: Q1 FY2016

<b>Provider/Program Name: Stroman Account &amp; Property - ILP College Park (5157) - CCI</b>				
<b>5250 Hampton Drive, College Park, GA 30349</b>		<b>Quarterly Scores (Grades)</b>		<b>Current Quarter Score (Grade)</b>
<b>Phone: 770-994-0607</b>		<b>Q1: 100.14 (A+)</b>	<b>Q2: 82.97 (B-)</b>	<b>100.14%</b>
<b>Vendor ID# 117923</b>		<b>Q3: 53.95 (F)</b>	<b>Q4: 101.30 (A+)</b>	<b>(A+)</b>
Program Census Information:		# Children in Care During Quarter: 2	# Placements During Quarter: 2	# Children in Care On Last Day: 2
	<b>Avg Performance All ILP/TLPs (%)</b>	<b>Provider Performance (%)*</b>	<b>Possible Points (Weight)</b>	<b>Provider Points Earned</b>
<b>OPM Monitoring Reviews</b>				
Annual Comprehensive Reviews	86%	85%	15	12.73
Safety Reviews	95%	89%	5	4.43
<b>Monitoring Sub-Total</b>			<b>20</b>	<b>17.17</b>
<b>ILP/TLP Safety Outcomes</b>				
Incidence of Maltreatment	1.18%	Not Eligible		
Staff Training	44%	100%	8	8.00
<b>Safety Sub-Total</b>			<b>8</b>	<b>8.00</b>
<b>ILP/TLP Permanency Outcomes</b>				
Placement Stability	90%	100%	6	6.00
Sibling Contacts	2%	None Planned		
<b>Permanency Sub-Total</b>			<b>6</b>	<b>6.00</b>
<b>ILP/TLP Well-Being Outcomes</b>				
EPSDT Medical Visits	85%	100%	4	4.00
EPSDT Dental Visits	79%	100%	4	4.00
Academic Supports	65%	67%	3	2.01
Provider ECEM Visits	79%	100%	5	5.00
<b>Well-Being Sub-Total</b>			<b>16</b>	<b>15.01</b>
<b>ILP/TLP Specialty Outcomes</b>				
Academic/Career Development	71%	83%	10	8.30
Ind Living Skills Provision	65%	100%	15	15.00
Financial Independence	52%	100%	5	5.00
Community Connections	85%	100%	5	5.00
WTLP/Life Coach	62%	100%	15	15.00
<b>Specialty Sub-Total</b>			<b>50</b>	<b>48.30</b>
*Performance calculation descriptions can be found in the FY 2016 RBWO PBP Measurements and Standards Guide.				

<b>Monitoring &amp; Outcomes: Possible Points = 100</b>	<b>Points Earned = 94.48</b>
<b>Score Before Incentives Credit</b>	<b>94.48%</b>
<b>Incentives Awarded</b>	<b>05.66 pts</b>



**DHS, DFCS, Office of Provider Management**  
**Performance-Based Placement Measures**  
**RBWO Provider GA+SCORECARD - ILP/TLP**  
**Report Quarter: Q1 FY2016**



<b>PBP Verification</b>	<b>N/A pts</b>
<b>Total Score</b>	<b>100.14%</b>

**Provider/Program Name: Stroman Account & Property - ILP College Park (5157) - CCI**

Program Census Information:		# Children in Care During Quarter: 2	# Placements During Quarter: 2	# Children in Care On Last Day: 2
ILP/TLP Incentive Credits	Avg Performance All ILP/TLPs (Points)	Provider Performance (%)*	Possible Points (Weight)	Provider Points Earned
No DJJ or DOC Involvement		100%	5	5.00
Extended Foster Care Services		Not Eligible	5	
Positive Permanency Connections		0%	5	0.00
High School Graduation/College Participation/Professional Certification		0%	20	0.00
Part-Time Employment with Medical Benefits		Not Eligible	20	
Living Arrangements at Discharge		Not Eligible	20	
Additional Academic Supports		33%	2	0.66
Additional IL Skills Provision		0%	5	0.00
Active Agency Accreditation		0%	4	0.00
Staff Clinical Licensure		0%	5	0.00
<b>Incentives Total</b>	<b>10.94</b>		<b>91</b>	<b>5.66</b>

\*Performance calculation descriptions can be found in the FY 2016 RBWO PBP Measurements and Standards Guide.

**Child Protective Services Investigations and Dispositions**

The following investigations data, which is not used for scoring but is considered significant to a provider's performance, is from Georgia SHINES and is not considered final or complete until the end of the fiscal year.

Total Reports:	0	
Number Screened In:	0	
Number Screened Out:	0	
Number Substantiated:	0	
Number Unsubstantiated:	0	
Number Active CPS Investigations:	0	



# Performance-Based Placement Measures RBWO Provider GA+SCORECARD - ILP/TLP

Report Quarter: Q1 FY2016

**Provider/Program Name: Stroman Account & Property - ILP Union City (5156) - CCI**

5250 Hwy 138, Union City, GA 30291

Phone: 770-994-0607

Vendor ID# 117989

## Quarterly Scores (Grades)

Q1: 101.95 (A+)

Q2: 86.78 (B)

Q3: 91.54 (A-)

Q4: 96.99 (A)

## Current Quarter Score (Grade)

**101.95%**

**(A+)**

Program Census Information:

# Children in Care During Quarter: 14

# Placements During Quarter: 14

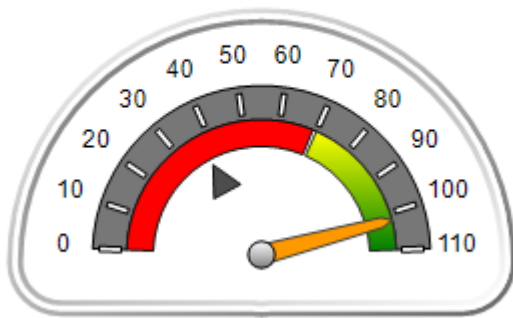
# Children in Care On Last Day: 6

## Quarterly Provider Comparisons to All ILP/TLPs

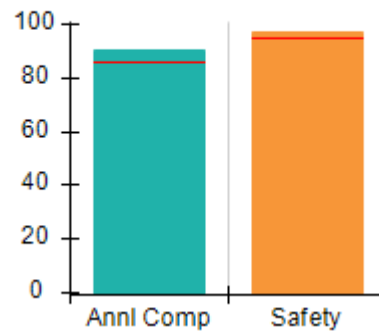
■■■■■■■■ indicates MalTx Threshold

▼ ————— indicates average for all ILP/TLPs

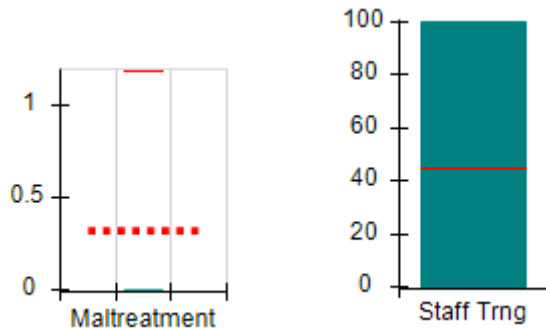
### Overall Score (%)



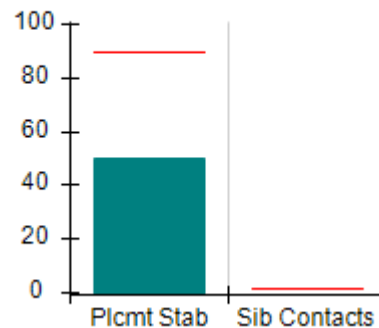
### OPM Monitoring Reviews (%)



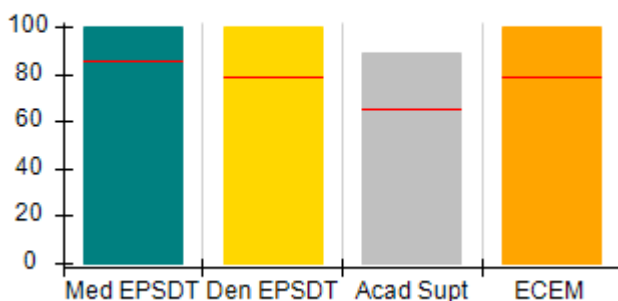
### Safety Outcomes (%)



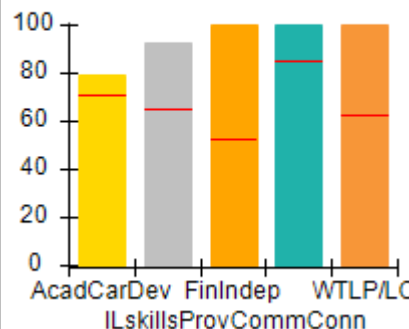
### Permanency Outcomes (%)



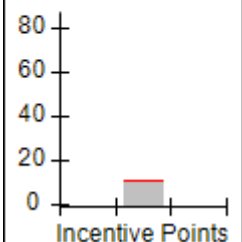
### Well-Being Outcomes (%)



### ILP/TLP Outcomes (%)



### Incentives Earned (Points)





# Performance-Based Placement Measures RBWO Provider GA+SCORECARD - ILP/TLP

Report Quarter: Q1 FY2016

<b>Provider/Program Name: Stroman Account &amp; Property - ILP Union City (5156) - CCI</b>				
<b>5250 Hwy 138, Union City, GA 30291</b>		<b>Quarterly Scores (Grades)</b>		<b>Current Quarter Score (Grade)</b>
<b>Phone: 770-994-0607</b>		<b>Q1: 101.95 (A+)</b>	<b>Q2: 86.78 (B)</b>	<b>101.95% (A+)</b>
<b>Vendor ID# 117989</b>		<b>Q3: 91.54 (A-)</b>	<b>Q4: 96.99 (A)</b>	
Program Census Information:		# Children in Care During Quarter: 14	# Placements During Quarter: 14	# Children in Care On Last Day: 6
	<b>Avg Performance All ILP/TLPs (%)</b>	<b>Provider Performance (%)*</b>	<b>Possible Points (Weight)</b>	<b>Provider Points Earned</b>
<b>OPM Monitoring Reviews</b>				
Annual Comprehensive Reviews	86%	90%	15	13.55
Safety Reviews	95%	98%	5	4.88
<b>Monitoring Sub-Total</b>			<b>20</b>	<b>18.43</b>
<b>ILP/TLP Safety Outcomes</b>				
Incidence of Maltreatment	1.18%	No Substantiated Reports	3	3.00
Staff Training	44%	100%	5	5.00
<b>Safety Sub-Total</b>			<b>8</b>	<b>8.00</b>
<b>ILP/TLP Permanency Outcomes</b>				
Placement Stability	90%	50%	6	3.00
Sibling Contacts	2%	None Planned		
<b>Permanency Sub-Total</b>			<b>6</b>	<b>3.00</b>
<b>ILP/TLP Well-Being Outcomes</b>				
EPSDT Medical Visits	85%	100%	4	4.00
EPSDT Dental Visits	79%	100%	4	4.00
Academic Supports	65%	89%	3	2.67
Provider ECEM Visits	79%	100%	5	5.00
<b>Well-Being Sub-Total</b>			<b>16</b>	<b>15.67</b>
<b>ILP/TLP Specialty Outcomes</b>				
Academic/Career Development	71%	79%	10	7.90
Ind Living Skills Provision	65%	93%	15	13.95
Financial Independence	52%	100%	5	5.00
Community Connections	85%	100%	5	5.00
WTLP/Life Coach	62%	100%	15	15.00
<b>Specialty Sub-Total</b>			<b>50</b>	<b>46.85</b>
*Performance calculation descriptions can be found in the FY 2016 RBWO PBP Measurements and Standards Guide.				

Monitoring &amp; Outcomes: Possible Points = 100

Points Earned = 91.95

Score Before Incentives Credit

91.95%





# Performance-Based Placement Measures RBWO Provider GA+SCORECARD - ILP/TLP

Report Quarter: Q1 FY2016

Incentives Awarded	10.00 pts
PBP Verification	N/A pts
<b>Total Score</b>	<b>101.95%</b>

**Provider/Program Name: Stroman Account & Property - ILP Union City (5156) - CCI**

Program Census Information:		# Children in Care During Quarter: 14	# Placements During Quarter: 14	# Children in Care On Last Day: 6
ILP/TLP Incentive Credits	Avg Performance All ILP/TLPs (Points)	Provider Performance (%)*	Possible Points (Weight)	Provider Points Earned
No DJJ or DOC Involvement		100%	5	5.00
Extended Foster Care Services		50%	5	2.50
Positive Permanency Connections		0%	5	0.00
High School Graduation/College Participation/Professional Certification		0%	20	0.00
Part-Time Employment with Medical Benefits		0%	20	0.00
Living Arrangements at Discharge		13%	20	2.60
Additional Academic Supports		0%	2	0.00
Additional IL Skills Provision		7%	5	0.35
Active Agency Accreditation		0%	4	0.00
Staff Clinical Licensure		0%	5	0.00
<b>Incentives Total</b>	<b>10.94</b>		<b>91</b>	<b>10.45</b>

\*Performance calculation descriptions can be found in the FY 2016 RBWO PBP Measurements and Standards Guide.

**Child Protective Services Investigations and Dispositions**

The following investigations data, which is not used for scoring but is considered significant to a provider's performance, is from Georgia SHINES and is not considered final or complete until the end of the fiscal year.

Total Reports:	0	
Number Screened In:	0	
Number Screened Out:	0	
Number Substantiated:	0	
Number Unsubstantiated:	0	
Number Active CPS Investigations:	0	



# Performance-Based Placement Measures RBWO Provider GA+SCORECARD - ILP/TLP

Report Quarter: Q1 FY2016

**Provider/Program Name: Turning Point Homes - Independent Living Program (832) - CCI**

2058 Snapfinger Road, Decatur, GA 30035

Phone: 678-343-1219

Vendor ID# 35605

Quarterly Scores (Grades)

Q1: 39.19 (F)

Q2: 52.05 (F)

Q3: 57.46 (F)

Q4: 62.35 (D-)

Current Quarter Score (Grade)

39.19%

(F)

Program Census Information:

# Children in Care During Quarter: 4

# Placements During Quarter: 4

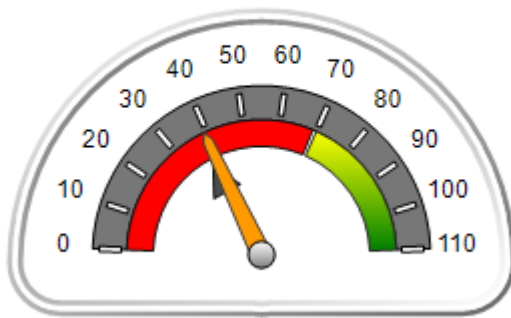
# Children in Care On Last Day: 4

## Quarterly Provider Comparisons to All ILP/TLPs

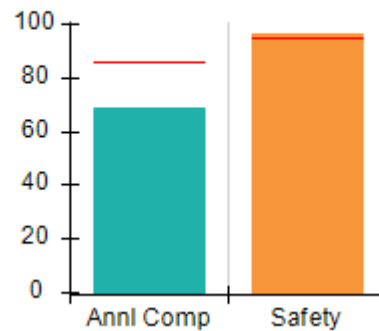
■■■■■■■■ indicates MalTx Threshold

▼ indicates average for all ILP/TLPs

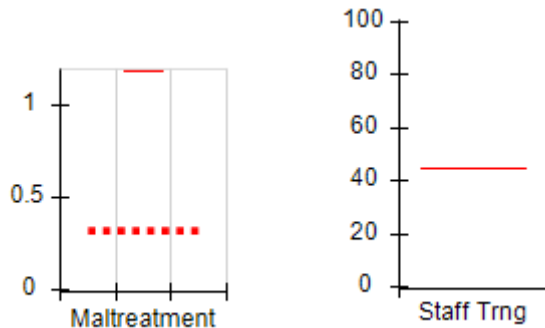
Overall Score (%)



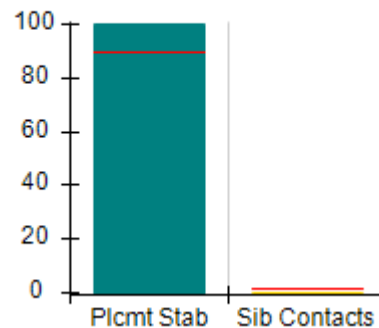
OPM Monitoring Reviews (%)



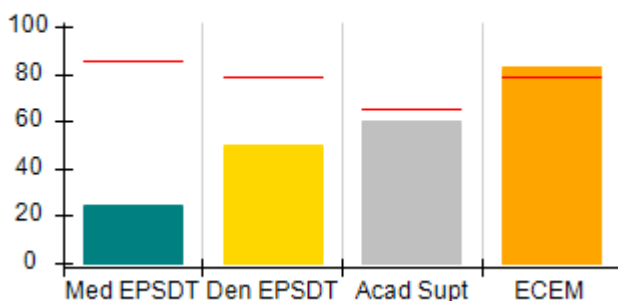
Safety Outcomes (%)



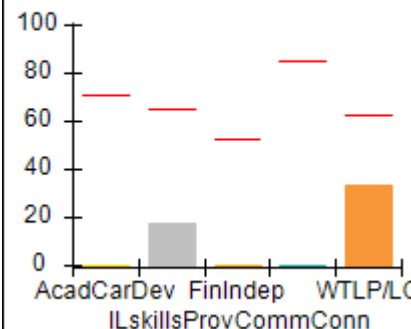
Permanency Outcomes (%)



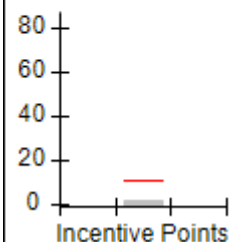
Well-Being Outcomes (%)



ILP/TLP Outcomes (%)



Incentives Earned (Points)





# Performance-Based Placement Measures RBWO Provider GA+SCORECARD - ILP/TLP

Report Quarter: Q1 FY2016

Provider/Program Name: Turning Point Homes - Independent Living Program (832) - CCI				
2058 Snapfinger Road, Decatur, GA 30035		Quarterly Scores (Grades)		Current Quarter Score (Grade)
Phone: 678-343-1219		Q1: 39.19 (F)	Q2: 52.05 (F)	39.19% (F)
Vendor ID# 35605		Q3: 57.46 (F)	Q4: 62.35 (D-)	
Program Census Information:		# Children in Care During Quarter: 4	# Placements During Quarter: 4	# Children in Care On Last Day: 4
	Avg Performance All ILP/TLPs (%)	Provider Performance (%)*	Possible Points (Weight)	Provider Points Earned
<b>OPM Monitoring Reviews</b>				
Annual Comprehensive Reviews	86%	69%	15	10.30
Safety Reviews	95%	97%	5	4.83
<b>Monitoring Sub-Total</b>			<b>20</b>	<b>15.13</b>
<b>ILP/TLP Safety Outcomes</b>				
Incidence of Maltreatment	1.18%	Not Eligible		
Staff Training	44%	Not Eligible		
<b>Safety Sub-Total</b>			<b>N/A</b>	
<b>ILP/TLP Permanency Outcomes</b>				
Placement Stability	90%	100%	3	3.00
Sibling Contacts	2%	0%	3	0.00
<b>Permanency Sub-Total</b>			<b>6</b>	<b>3.00</b>
<b>ILP/TLP Well-Being Outcomes</b>				
EPSDT Medical Visits	85%	25%	4	1.00
EPSDT Dental Visits	79%	50%	4	2.00
Academic Supports	65%	60%	3	1.80
Provider ECEM Visits	79%	83%	5	4.15
<b>Well-Being Sub-Total</b>			<b>16</b>	<b>8.95</b>
<b>ILP/TLP Specialty Outcomes</b>				
Academic/Career Development	71%	0%	10	0.00
Ind Living Skills Provision	65%	17%	15	2.55
Financial Independence	52%	0%	5	0.00
Community Connections	85%	0%	5	0.00
WTLP/Life Coach	62%	33%	15	4.95
<b>Specialty Sub-Total</b>			<b>50</b>	<b>7.50</b>
*Performance calculation descriptions can be found in the FY 2016 RBWO PBP Measurements and Standards Guide.				

<b>Monitoring &amp; Outcomes: Possible Points = 92</b>	<b>Points Earned = 34.58</b>
<b>Score Before Incentives Credit</b>	<b>37.59%</b>
<b>Incentives Awarded</b>	<b>01.60 pts</b>



# Performance-Based Placement Measures RBWO Provider GA+SCORECARD - ILP/TLP

Report Quarter: Q1 FY2016

PBP Verification

N/A pts

Total Score

39.19%

**Provider/Program Name: Turning Point Homes - Independent Living Program (832) - CCI**

Program Census Information:		# Children in Care During Quarter: 4	# Placements During Quarter: 4	# Children in Care On Last Day: 4
ILP/TLP Incentive Credits	Avg Performance All ILP/TLPs (Points)	Provider Performance (%)*	Possible Points (Weight)	Provider Points Earned
No DJJ or DOC Involvement		0%	5	0.00
Extended Foster Care Services		Not Eligible	5	
Positive Permanency Connections		0%	5	0.00
High School Graduation/College Participation/Professional Certification		0%	20	0.00
Part-Time Employment with Medical Benefits		Not Eligible	20	
Living Arrangements at Discharge		Not Eligible	20	
Additional Academic Supports		60%	2	1.20
Additional IL Skills Provision		8%	5	0.40
Active Agency Accreditation		0%	4	0.00
Staff Clinical Licensure		0%	5	0.00
<b>Incentives Total</b>	<b>10.94</b>		<b>91</b>	<b>1.60</b>

\*Performance calculation descriptions can be found in the FY 2016 RBWO PBP Measurements and Standards Guide.

**Child Protective Services Investigations and Dispositions**

The following investigations data, which is not used for scoring but is considered significant to a provider's performance, is from Georgia SHINES and is not considered final or complete until the end of the fiscal year.

Total Reports:	0
Number Screened In:	0
Number Screened Out:	0
Number Substantiated:	0
Number Unsubstantiated:	0
Number Active CPS Investigations:	0



# Performance-Based Placement Measures RBWO Provider GA+SCORECARD - ILP/TLP

Report Quarter: Q1 FY2016

**Provider/Program Name: United Methodist Children Home of the North GA Conference - Independent Living Program (4428) - CCI**

500 South Columbia Dr., Decatur, GA 30030

Phone: 404-327-5820

Vendor ID# 63445

Quarterly Scores (Grades)

Current Quarter Score (Grade)

Q1: 81.56 (B-)

Q2: 79.18 (C+)

81.56%

Q3: 95.66 (A)

Q4: 108.50 (A+)

(B-)

Program Census Information:

# Children in Care During Quarter: 6

# Placements During Quarter: 6

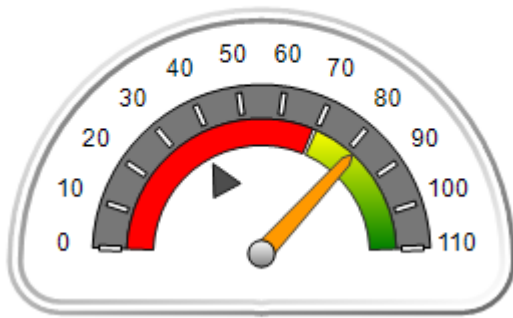
# Children in Care On Last Day: 7

## Quarterly Provider Comparisons to All ILP/TLPs

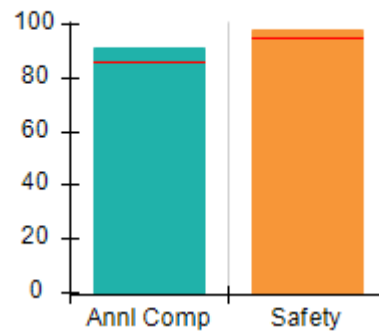
■■■■■■■■ indicates MalTx Threshold

▼ indicates average for all ILP/TLPs

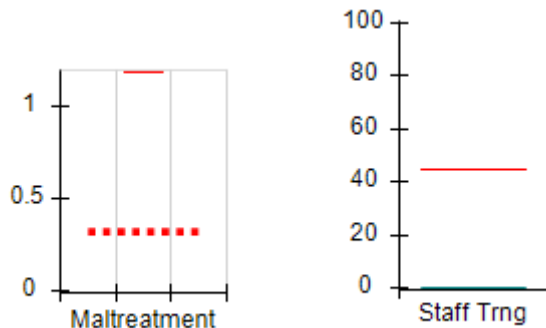
Overall Score (%)



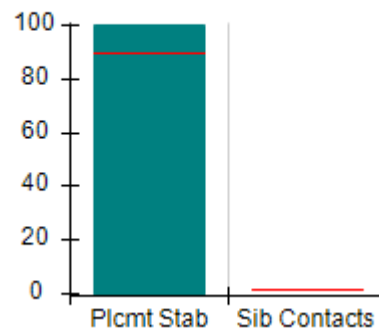
OPM Monitoring Reviews (%)



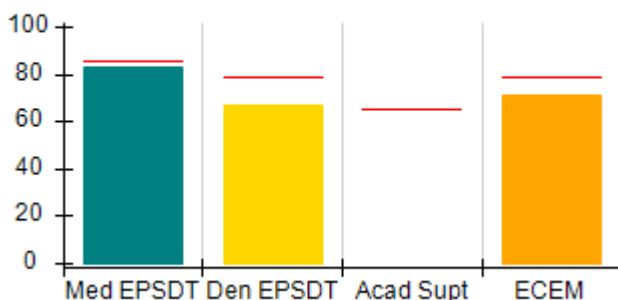
Safety Outcomes (%)



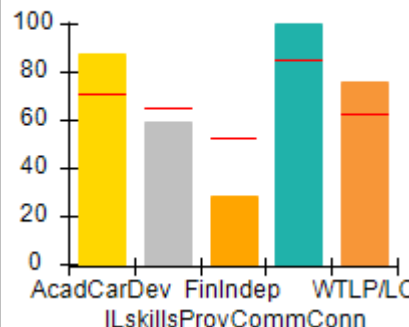
Permanency Outcomes (%)



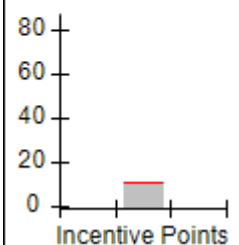
Well-Being Outcomes (%)



ILP/TLP Outcomes (%)



Incentives Earned (Points)





# Performance-Based Placement Measures RBWO Provider GA+SCORECARD - ILP/TLP

Report Quarter: Q1 FY2016

Provider/Program Name: United Methodist Children Home of the North GA Conference - Independent Living Program (4428) - CCI				
500 South Columbia Dr., Decatur, GA 30030		Quarterly Scores (Grades)		Current Quarter Score (Grade)
Phone: 404-327-5820		Q1: 81.56 (B-)	Q2: 79.18 (C+)	81.56% (B-)
Vendor ID# 63445		Q3: 95.66 (A)	Q4: 108.50 (A+)	
Program Census Information:		# Children in Care During Quarter: 6	# Placements During Quarter: 6	# Children in Care On Last Day: 7
	Avg Performance All ILP/TLPs (%)	Provider Performance (%)*	Possible Points (Weight)	Provider Points Earned
<b>OPM Monitoring Reviews</b>				
Annual Comprehensive Reviews	86%	91%	15	13.65
Safety Reviews	95%	98%	5	4.91
<b>Monitoring Sub-Total</b>			<b>20</b>	<b>18.56</b>
<b>ILP/TLP Safety Outcomes</b>				
Incidence of Maltreatment	1.18%	Not Eligible		
Staff Training	44%	0%	8	0.00
<b>Safety Sub-Total</b>			<b>8</b>	<b>0.00</b>
<b>ILP/TLP Permanency Outcomes</b>				
Placement Stability	90%	100%	6	6.00
Sibling Contacts	2%	None Planned		
<b>Permanency Sub-Total</b>			<b>6</b>	<b>6.00</b>
<b>ILP/TLP Well-Being Outcomes</b>				
EPSDT Medical Visits	85%	83%	4.9	4.09
EPSDT Dental Visits	79%	67%	4.9	3.30
Academic Supports	65%	Not Eligible		
Provider ECEM Visits	79%	71%	6.2	4.37
<b>Well-Being Sub-Total</b>			<b>16</b>	<b>11.75</b>
<b>ILP/TLP Specialty Outcomes</b>				
Academic/Career Development	71%	88%	10	8.80
Ind Living Skills Provision	65%	59%	15	8.85
Financial Independence	52%	28%	5	1.40
Community Connections	85%	100%	5	5.00
WTLP/Life Coach	62%	76%	15	11.40
<b>Specialty Sub-Total</b>			<b>50</b>	<b>35.45</b>
*Performance calculation descriptions can be found in the FY 2016 RBWO PBP Measurements and Standards Guide.				

<b>Monitoring &amp; Outcomes: Possible Points = 100</b>	<b>Points Earned = 71.76</b>
<b>Score Before Incentives Credit</b>	<b>71.76%</b>
<b>Incentives Awarded</b>	<b>09.80 pts</b>



**DHS, DFCS, Office of Provider Management**  
**Performance-Based Placement Measures**  
**RBWO Provider GA+SCORECARD - ILP/TLP**  
**Report Quarter: Q1 FY2016**



<b>PBP Verification</b>	<b>N/A pts</b>
<b>Total Score</b>	<b>81.56%</b>

**Provider/Program Name: United Methodist Children Home of the North GA Conference - Independent Living Program (4428) - CCI**

Program Census Information:		# Children in Care During Quarter: 6	# Placements During Quarter: 6	# Children in Care On Last Day: 7
ILP/TLP Incentive Credits	Avg Performance All ILP/TLPs (Points)	Provider Performance (%)*	Possible Points (Weight)	Provider Points Earned
No DJJ or DOC Involvement		88%	5	4.40
Extended Foster Care Services		Not Eligible	5	
Positive Permanency Connections		0%	5	0.00
High School Graduation/College Participation/Professional Certification		17%	20	3.40
Part-Time Employment with Medical Benefits		Not Eligible	20	
Living Arrangements at Discharge		Not Eligible	20	
Additional Academic Supports		Not Eligible	2	
Additional IL Skills Provision		0%	5	0.00
Active Agency Accreditation		50%	4	2.00
Staff Clinical Licensure		0%	5	0.00
<b>Incentives Total</b>	<b>10.94</b>		<b>91</b>	<b>9.80</b>

\*Performance calculation descriptions can be found in the FY 2016 RBWO PBP Measurements and Standards Guide.

**Child Protective Services Investigations and Dispositions**

The following investigations data, which is not used for scoring but is considered significant to a provider's performance, is from Georgia SHINES and is not considered final or complete until the end of the fiscal year.

Total Reports:	0
Number Screened In:	0
Number Screened Out:	0
Number Substantiated:	0
Number Unsubstantiated:	0
Number Active CPS Investigations:	0



## Performance-Based Placement Measures RBWO Provider GA+SCORECARD - ILP/TLP

Report Quarter: Q1 FY2016

**Provider/Program Name: United Methodist Children Home of the North GA Conference - On-Campus Transitional Living Program (Hybrid) (849) - CCI**

500 South Columbia Dr., Decatur, GA 30030

Phone: 404-327-5820

Vendor ID# 35627

### Quarterly Scores (Grades)

Q1: 93.74 (A-)

Q2: 86.02 (B)

Q3: 97.34 (A+)

Q4: 103.24 (A+)

### Current Quarter Score (Grade)

**93.74%**

**(A-)**

Program Census Information:

# Children in Care During Quarter: 23

# Placements During Quarter: 23

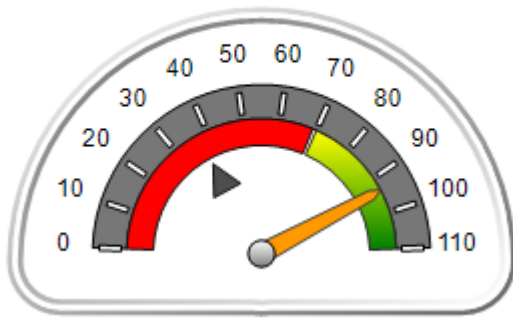
# Children in Care On Last Day: 17

### Quarterly Provider Comparisons to All ILP/TLPs

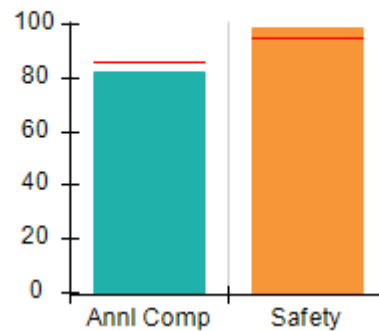
■■■■■■■■ indicates MalTx Threshold

▼ indicates average for all ILP/TLPs

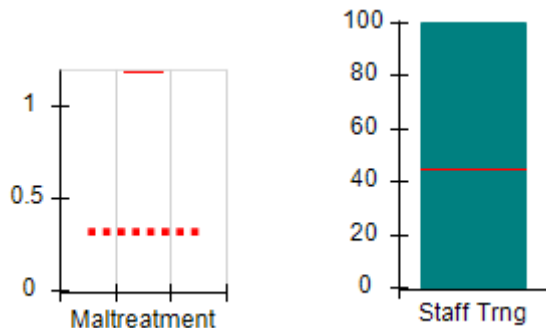
#### Overall Score (%)



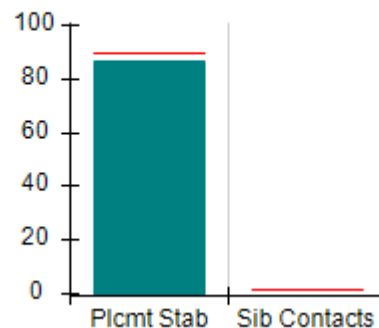
#### OPM Monitoring Reviews (%)



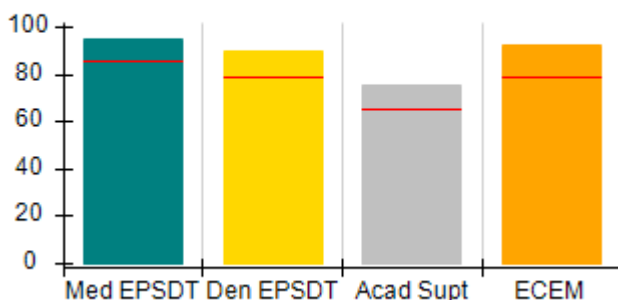
#### Safety Outcomes (%)



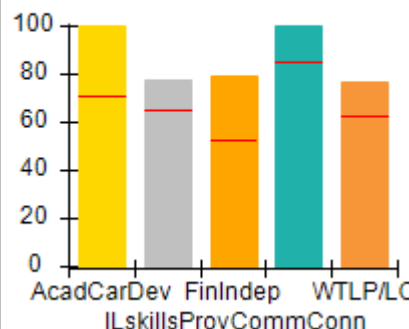
#### Permanency Outcomes (%)



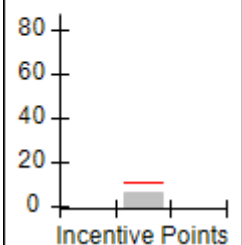
#### Well-Being Outcomes (%)



#### ILP/TLP Outcomes (%)



#### Incentives Earned (Points)







# Performance-Based Placement Measures RBWO Provider GA+SCORECARD - ILP/TLP

Report Quarter: Q1 FY2016

**Provider/Program Name: United Methodist Children Home of the North GA Conference - On-Campus Transitional Living Program (Hybrid) (849) - CCI**

<b>500 South Columbia Dr., Decatur, GA 30030</b>  <b>Phone: 404-327-5820</b>  <b>Vendor ID# 35627</b>	<b>Quarterly Scores (Grades)</b>		<b>Current Quarter Score (Grade)</b>
	<b>Q1: 93.74 (A-)</b>	<b>Q2: 86.02 (B)</b>	<b>93.74%</b>
	<b>Q3: 97.34 (A+)</b>	<b>Q4: 103.24 (A+)</b>	<b>(A-)</b>

Program Census Information:	# Children in Care During Quarter: 23	# Placements During Quarter: 23	# Children in Care On Last Day: 17
-----------------------------	---------------------------------------	---------------------------------	------------------------------------

	<b>Avg Performance All ILP/TLPs (%)</b>	<b>Provider Performance (%)*</b>	<b>Possible Points (Weight)</b>	<b>Provider Points Earned</b>
--	---	----------------------------------	---------------------------------	-------------------------------

**OPM Monitoring Reviews**

Annual Comprehensive Reviews	86%	82%	15	12.35
Safety Reviews	95%	99%	5	4.93
<b>Monitoring Sub-Total</b>			<b>20</b>	<b>17.27</b>

**ILP/TLP Safety Outcomes**

Incidence of Maltreatment	1.18%	Not Eligible		
Staff Training	44%	100%	8	8.00
<b>Safety Sub-Total</b>			<b>8</b>	<b>8.00</b>

**ILP/TLP Permanency Outcomes**

Placement Stability	90%	87%	6	5.22
Sibling Contacts	2%	None Planned		
<b>Permanency Sub-Total</b>			<b>6</b>	<b>5.22</b>

**ILP/TLP Well-Being Outcomes**

EPSDT Medical Visits	85%	95%	4	3.80
EPSDT Dental Visits	79%	90%	4	3.60
Academic Supports	65%	75%	3	2.25
Provider ECEM Visits	79%	92%	5	4.60
<b>Well-Being Sub-Total</b>			<b>16</b>	<b>14.25</b>

**ILP/TLP Specialty Outcomes**

Academic/Career Development	71%	100%	10	10.00
Ind Living Skills Provision	65%	78%	15	11.70
Financial Independence	52%	79%	5	3.95
Community Connections	85%	100%	5	5.00
WTLP/Life Coach	62%	77%	15	11.55
<b>Specialty Sub-Total</b>			<b>50</b>	<b>42.20</b>

\*Performance calculation descriptions can be found in the FY 2016 RBWO PBP Measurements and Standards Guide.

<b>Monitoring &amp; Outcomes: Possible Points = 100</b>	<b>Points Earned = 86.94</b>
<b>Score Before Incentives Credit</b>	<b>86.94%</b>
<b>Incentives Awarded</b>	<b>06.80 pts</b>



**DHS, DFCS, Office of Provider Management**  
**Performance-Based Placement Measures**  
**RBWO Provider GA+SCORECARD - ILP/TLP**



**Report Quarter: Q1 FY2016**

<b>PBP Verification</b>	<b>N/A pts</b>
<b>Total Score</b>	<b>93.74%</b>

**Provider/Program Name: United Methodist Children Home of the North GA Conference - On-Campus Transitional Living Program (Hybrid) (849) - CCI**

Program Census Information:		# Children in Care During Quarter: 23	# Placements During Quarter: 23	# Children in Care On Last Day: 17
ILP/TLP Incentive Credits	Avg Performance All ILP/TLPs (Points)	Provider Performance (%)*	Possible Points (Weight)	Provider Points Earned
No DJJ or DOC Involvement		96%	5	4.80
Extended Foster Care Services		Not Eligible	5	
Positive Permanency Connections		0%	5	0.00
High School Graduation/College Participation/Professional Certification		0%	20	0.00
Part-Time Employment with Medical Benefits		0%	20	0.00
Living Arrangements at Discharge		0%	20	0.00
Additional Academic Supports		0%	2	0.00
Additional IL Skills Provision		0%	5	0.00
Active Agency Accreditation		50%	4	2.00
Staff Clinical Licensure		0%	5	0.00
<b>Incentives Total</b>	<b>10.94</b>		<b>91</b>	<b>6.80</b>

\*Performance calculation descriptions can be found in the FY 2016 RBWO PBP Measurements and Standards Guide.

**Child Protective Services Investigations and Dispositions**

The following investigations data, which is not used for scoring but is considered significant to a provider's performance, is from Georgia SHINES and is not considered final or complete until the end of the fiscal year.

Total Reports:	0
Number Screened In:	0
Number Screened Out:	0
Number Substantiated:	0
Number Unsubstantiated:	0
Number Active CPS Investigations:	0



# Performance-Based Placement Measures RBWO Provider GA+SCORECARD - ILP/TLP

Report Quarter: Q1 FY2016

**Provider/Program Name: Vanessa's Place - ILP (5177) - CCI**

985 Park West Lane, Stone Mountain, GA 30088

Phone: 404-234-8512

Vendor ID# 131890

Quarterly Scores (Grades)

Q1: 105.08 (A+)

Q2: 102.92 (A+)

Q3: 100.53 (A+)

Q4: 61.35 (D-)

Current Quarter Score (Grade)

105.08%

(A+)

Program Census Information:

# Children in Care During Quarter: 4

# Placements During Quarter: 4

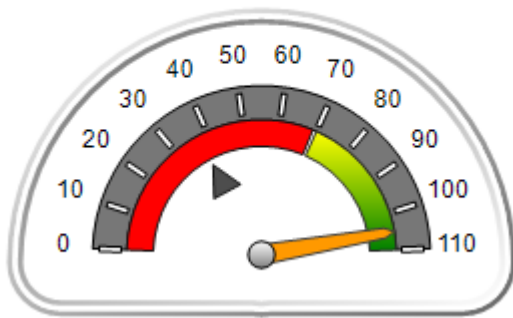
# Children in Care On Last Day: 3

## Quarterly Provider Comparisons to All ILP/TLPs

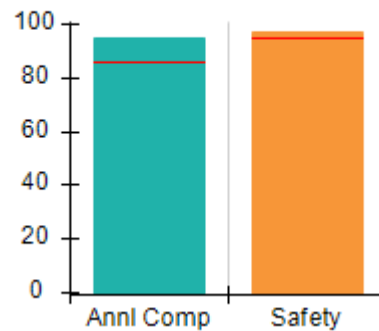
■■■■■■■■ indicates MalTx Threshold

▼ indicates average for all ILP/TLPs

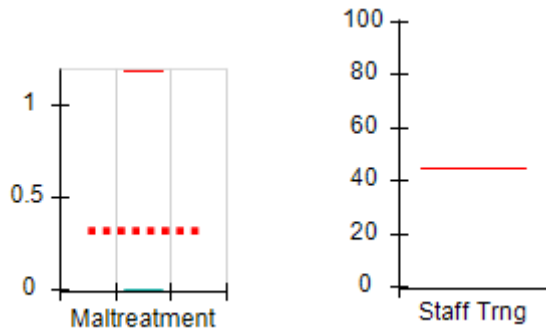
Overall Score (%)



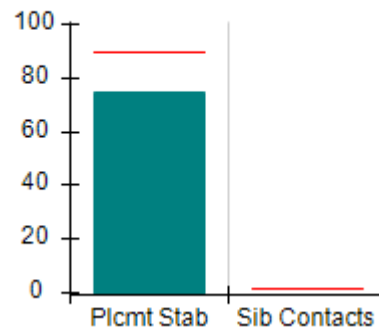
OPM Monitoring Reviews (%)



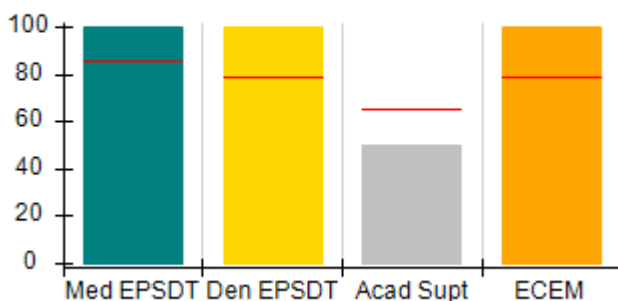
Safety Outcomes (%)



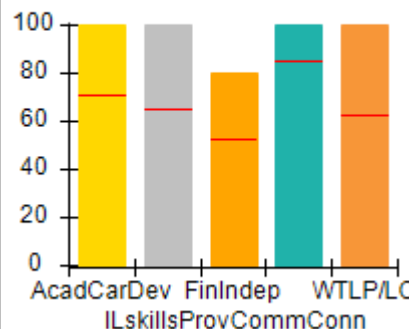
Permanency Outcomes (%)



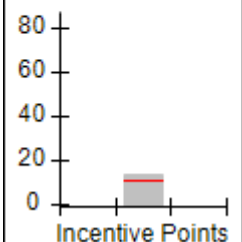
Well-Being Outcomes (%)



ILP/TLP Outcomes (%)



Incentives Earned (Points)





# Performance-Based Placement Measures

## RBWO Provider GA+SCORECARD - ILP/TLP

Report Quarter: Q1 FY2016

**Provider/Program Name: Vanessa's Place - ILP (5177) - CCI**

<b>985 Park West Lane, Stone Mountain, GA 30088</b>  <b>Phone: 404-234-8512</b>  <b>Vendor ID# 131890</b>		<b>Quarterly Scores (Grades)</b>		<b>Current Quarter Score (Grade)</b>
		<b>Q1: 105.08 (A+)</b>	<b>Q2: 102.92 (A+)</b>	<b>105.08%</b> <b>(A+)</b>
		<b>Q3: 100.53 (A+)</b>	<b>Q4: 61.35 (D-)</b>	
Program Census Information:		# Children in Care During Quarter: 4	# Placements During Quarter: 4	# Children in Care On Last Day: 3
	<b>Avg Performance All ILP/TLPs (%)</b>	<b>Provider Performance (%)*</b>	<b>Possible Points (Weight)</b>	<b>Provider Points Earned</b>
<b>OPM Monitoring Reviews</b>				
Annual Comprehensive Reviews	86%	95%	15	14.20
Safety Reviews	95%	98%	5	4.88
<b>Monitoring Sub-Total</b>			<b>20</b>	<b>19.08</b>
<b>ILP/TLP Safety Outcomes</b>				
Incidence of Maltreatment	1.18%	No Substantiated Reports	8	8.00
Staff Training	44%	Not Eligible		
<b>Safety Sub-Total</b>			<b>8</b>	<b>8.00</b>
<b>ILP/TLP Permanency Outcomes</b>				
Placement Stability	90%	75%	6	4.50
Sibling Contacts	2%	None Planned		
<b>Permanency Sub-Total</b>			<b>6</b>	<b>4.50</b>
<b>ILP/TLP Well-Being Outcomes</b>				
EPSDT Medical Visits	85%	100%	4	4.00
EPSDT Dental Visits	79%	100%	4	4.00
Academic Supports	65%	50%	3	1.50
Provider ECEM Visits	79%	100%	5	5.00
<b>Well-Being Sub-Total</b>			<b>16</b>	<b>14.50</b>
<b>ILP/TLP Specialty Outcomes</b>				
Academic/Career Development	71%	100%	10	10.00
Ind Living Skills Provision	65%	100%	15	15.00
Financial Independence	52%	80%	5	4.00
Community Connections	85%	100%	5	5.00
WTLP/Life Coach	62%	100%	15	15.00
<b>Specialty Sub-Total</b>			<b>50</b>	<b>49.00</b>

\*Performance calculation descriptions can be found in the FY 2016 RBWO PBP Measurements and Standards Guide.

**Monitoring & Outcomes: Possible Points = 100****Points Earned = 95.08****Score Before Incentives Credit****95.08%**



## Performance-Based Placement Measures

### RBWO Provider GA+SCORECARD - ILP/TLP

Report Quarter: Q1 FY2016

Incentives Awarded	10.00 pts
PBP Verification	N/A pts
<b>Total Score</b>	<b>105.08%</b>

#### Provider/Program Name: Vanessa's Place - ILP (5177) - CCI

Program Census Information:		# Children in Care During Quarter: 4	# Placements During Quarter: 4	# Children in Care On Last Day: 3
ILP/TLP Incentive Credits	Avg Performance All ILP/TLPs (Points)	Provider Performance (%)*	Possible Points (Weight)	Provider Points Earned
No DJJ or DOC Involvement		100%	5	5.00
Extended Foster Care Services		50%	5	2.50
Positive Permanency Connections		Not Eligible	5	
High School Graduation/College Participation/Professional Certification		0%	20	0.00
Part-Time Employment with Medical Benefits		0%	20	0.00
Living Arrangements at Discharge		0%	20	0.00
Additional Academic Supports		40%	2	0.80
Additional IL Skills Provision		100%	5	5.00
Active Agency Accreditation		0%	4	0.00
Staff Clinical Licensure		0%	5	0.00
<b>Incentives Total</b>	<b>10.94</b>		<b>91</b>	<b>13.30</b>

\*Performance calculation descriptions can be found in the FY 2016 RBWO PBP Measurements and Standards Guide.

#### Child Protective Services Investigations and Dispositions

The following investigations data, which is not used for scoring but is considered significant to a provider's performance, is from Georgia SHINES and is not considered final or complete until the end of the fiscal year.

Total Reports:	0	
Number Screened In:	0	
Number Screened Out:	0	
Number Substantiated:	0	
Number Unsubstantiated:	0	
Number Active CPS Investigations:	0	



# Performance-Based Placement Measures RBWO Provider GA+SCORECARD - ILP/TLP

Report Quarter: Q1 FY2016

**Provider/Program Name: Weekes House, Inc. - Weekes House (5178) - CCI**

5430 Rocky Pine Drive, Lithonia, GA 30038

Phone: 678-418-6450

Vendor ID# 124200

Quarterly Scores (Grades)

Q1: 95.77 (A)

Q2: 103.96 (A+)

Q3: (N/A)

Q4: (N/A)

Current Quarter Score (Grade)

95.77%

(A)

Program Census Information:

# Children in Care During Quarter: 7

# Placements During Quarter: 7

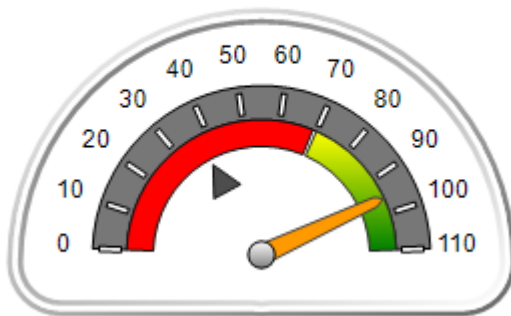
# Children in Care On Last Day: 5

## Quarterly Provider Comparisons to All ILP/TLPs

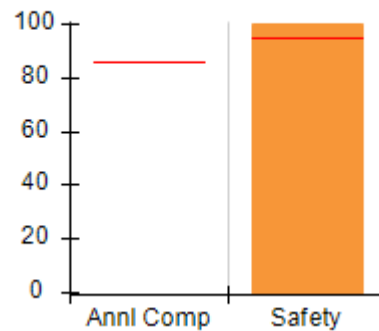
■■■■■■■■ indicates MalTx Threshold

▼ indicates average for all ILP/TLPs

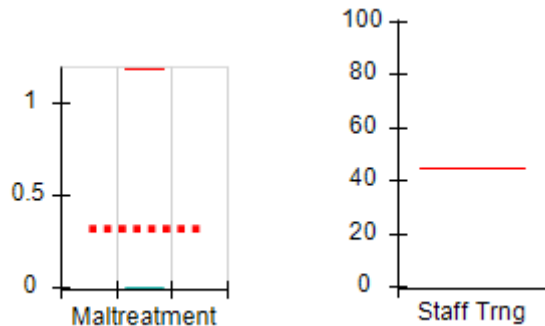
Overall Score (%)



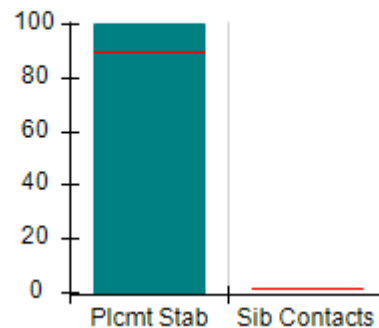
OPM Monitoring Reviews (%)



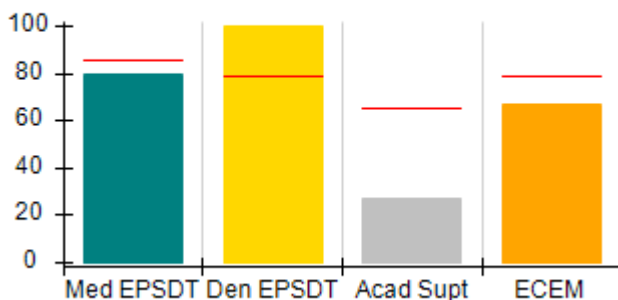
Safety Outcomes (%)



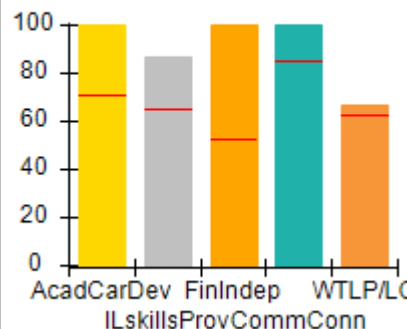
Permanency Outcomes (%)



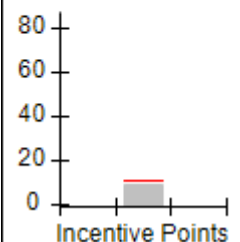
Well-Being Outcomes (%)



ILP/TLP Outcomes (%)



Incentives Earned (Points)





# Performance-Based Placement Measures RBWO Provider GA+SCORECARD - ILP/TLP

Report Quarter: Q1 FY2016

**Provider/Program Name: Weekes House, Inc. - Weekes House (5178) - CCI**

5430 Rocky Pine Drive, Lithonia, GA 30038

Phone: 678-418-6450

Vendor ID# 124200

## Quarterly Scores (Grades)

Current Quarter Score (Grade)

Q1: 95.77 (A)

Q2: 103.96 (A+)

**95.77%**  
**(A)**

Q3: (N/A)

Q4: (N/A)

Program Census Information:

# Children in Care During Quarter: 7

# Placements During Quarter: 7

# Children in Care On Last Day: 5

 Avg  
 Performance All  
 ILP/TLPs (%)
 
 Provider  
 Performance (%)\*
 
 Possible Points  
 (Weight)
 
 Provider Points  
 Earned
 

## OPM Monitoring Reviews

Annual Comprehensive Reviews	86%	Not Yet Conducted		
Safety Reviews	95%	100%	5	5.00
<b>Monitoring Sub-Total</b>			<b>5</b>	<b>5.00</b>

## ILP/TLP Safety Outcomes

Incidence of Maltreatment	1.18%	No Substantiated Reports	8	8.00
Staff Training	44%	Not Eligible		
<b>Safety Sub-Total</b>			<b>8</b>	<b>8.00</b>

## ILP/TLP Permanency Outcomes

Placement Stability	90%	100%	6	6.00
Sibling Contacts	2%	None Planned		
<b>Permanency Sub-Total</b>			<b>6</b>	<b>6.00</b>

## ILP/TLP Well-Being Outcomes

EPSDT Medical Visits	85%	80%	4	3.20
EPSDT Dental Visits	79%	100%	4	4.00
Academic Supports	65%	27%	3	0.81
Provider ECEM Visits	79%	67%	5	3.35
<b>Well-Being Sub-Total</b>			<b>16</b>	<b>11.36</b>

## ILP/TLP Specialty Outcomes

Academic/Career Development	71%	100%	10	10.00
Ind Living Skills Provision	65%	87%	15	13.05
Financial Independence	52%	100%	5	5.00
Community Connections	85%	100%	5	5.00
WTLP/Life Coach	62%	67%	15	10.05
<b>Specialty Sub-Total</b>			<b>50</b>	<b>43.10</b>

\*Performance calculation descriptions can be found in the FY 2016 RBWO PBP Measurements and Standards Guide.

Monitoring &amp; Outcomes: Possible Points = 85

Points Earned = 73.46



# Performance-Based Placement Measures RBWO Provider GA+SCORECARD - ILP/TLP

Report Quarter: Q1 FY2016

<b>Score Before Incentives Credit</b>	<b>86.42%</b>
<b>Incentives Awarded</b>	<b>09.35 pts</b>
<b>PBP Verification</b>	<b>N/A pts</b>
<b>Total Score</b>	<b>95.77%</b>

Provider/Program Name: Weekes House, Inc. - Weekes House (5178) - CCI				
Program Census Information:		# Children in Care During Quarter: 7	# Placements During Quarter: 7	# Children in Care On Last Day: 5
ILP/TLP Incentive Credits	Avg Performance All ILP/TLPs (Points)	Provider Performance (%)*	Possible Points (Weight)	Provider Points Earned
No DJJ or DOC Involvement		100%	5	5.00
Extended Foster Care Services		Not Eligible	5	
Positive Permanency Connections		Not Eligible	5	
High School Graduation/College Participation/Professional Certification		0%	20	0.00
Part-Time Employment with Medical Benefits		0%	20	0.00
Living Arrangements at Discharge		0%	20	0.00
Additional Academic Supports		0%	2	0.00
Additional IL Skills Provision		87%	5	4.35
Active Agency Accreditation		0%	4	0.00
Staff Clinical Licensure		0%	5	0.00
<b>Incentives Total</b>	<b>10.94</b>		<b>91</b>	<b>9.35</b>

\*Performance calculation descriptions can be found in the FY 2016 RBWO PBP Measurements and Standards Guide.

Child Protective Services Investigations and Dispositions		
The following investigations data, which is not used for scoring but is considered significant to a provider's performance, is from Georgia SHINES and is not considered final or complete until the end of the fiscal year.		
Total Reports:	0	
Number Screened In:	0	
Number Screened Out:	0	
Number Substantiated:	0	
Number Unsubstantiated:	0	
Number Active CPS Investigations:	0	





# Performance-Based Placement Measures RBWO Provider GA+SCORECARD - ILP/TLP

Report Quarter: Q1 FY2016

**Provider/Program Name: Wellspring Living, Inc. - ILP (5210) - CCI**

3965 Roosevelt Hwy, Union City, GA 30349

Phone: 770-631-8888

Vendor ID# 132094

Quarterly Scores (Grades)

Current Quarter Score (Grade)

Q1: 00.00 (F)

Q2: 70.53 (C-)

00.00%

Q3: 50.00 (F)

Q4: 50.00 (F)

(F)

Program Census Information:

# Children in Care During Quarter: 0

# Placements During Quarter: 0

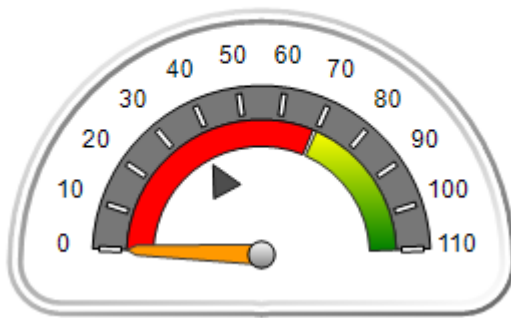
# Children in Care On Last Day: 0

## Quarterly Provider Comparisons to All ILP/TLPs

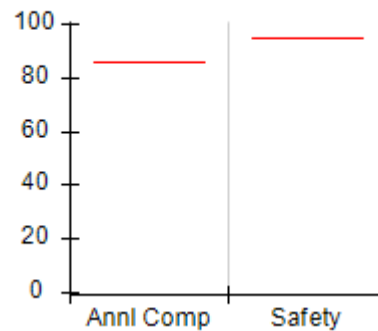
■■■■■■■■ indicates MalTx Threshold

▼ indicates average for all ILP/TLPs

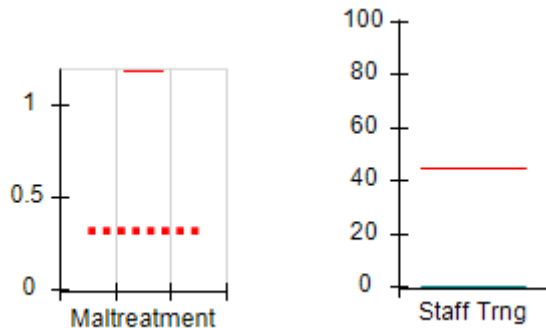
Overall Score (%)



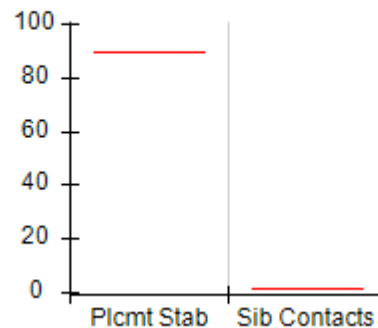
OPM Monitoring Reviews (%)



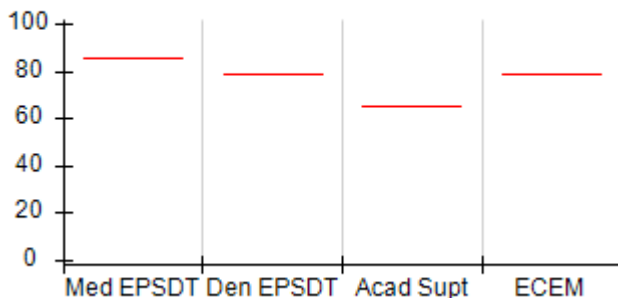
Safety Outcomes (%)



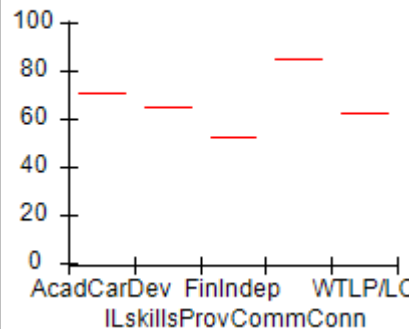
Permanency Outcomes (%)



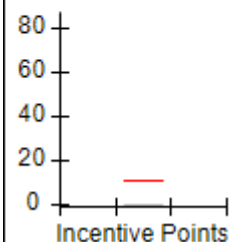
Well-Being Outcomes (%)



ILP/TLP Outcomes (%)



Incentives Earned (Points)





# Performance-Based Placement Measures

## RBWO Provider GA+SCORECARD - ILP/TLP

Report Quarter: Q1 FY2016

**Provider/Program Name: Wellspring Living, Inc. - ILP (5210) - CCI**

3965 Roosevelt Hwy, Union City, GA 30349

Phone: 770-631-8888

Vendor ID# 132094

**Quarterly Scores (Grades)****Current Quarter Score (Grade)**

Q1: 00.00 (F)

Q2: 70.53 (C-)

**00.00%**

Q3: 50.00 (F)

Q4: 50.00 (F)

**(F)**

Program Census Information:

# Children in Care During  
Quarter: 0# Placements During  
Quarter: 0# Children in Care On  
Last Day: 0Avg  
Performance All  
ILP/TLPs (%)Provider  
Performance (%)\*Possible Points  
(Weight)Provider Points  
Earned**OPM Monitoring Reviews**

Annual Comprehensive Reviews	86%	Not Yet Conducted		
Safety Reviews	95%	Not Yet Conducted		
<b>Monitoring Sub-Total</b>				<b>0.00</b>

**ILP/TLP Safety Outcomes**

Incidence of Maltreatment	1.18%	Not Eligible		
Staff Training	44%	0%	8	0.00
<b>Safety Sub-Total</b>			<b>8</b>	<b>0.00</b>

**ILP/TLP Permanency Outcomes**

Placement Stability	90%	Not Eligible		
Sibling Contacts	2%	None Planned		
<b>Permanency Sub-Total</b>			<b>N/A</b>	

**ILP/TLP Well-Being Outcomes**

EPSDT Medical Visits	85%	Not Eligible		
EPSDT Dental Visits	79%	Not Eligible		
Academic Supports	65%	Not Eligible		
Provider ECEM Visits	79%	Not Eligible		
<b>Well-Being Sub-Total</b>			<b>N/A</b>	

**ILP/TLP Specialty Outcomes**

Academic/Career Development	71%	Not Eligible		
Ind Living Skills Provision	65%	Not Eligible		
Financial Independence	52%	Not Eligible		
Community Connections	85%	Not Eligible		
WTLP/Life Coach	62%	Not Eligible		
<b>Specialty Sub-Total</b>			<b>N/A</b>	

\*Performance calculation descriptions can be found in the FY 2016 RBWO PBP Measurements and Standards Guide.

**Monitoring & Outcomes: Possible Points = 8****Points Earned = 00.00****Score Before Incentives Credit****00.00%****Incentives Awarded****00.00 pts**



**DHS, DFCS, Office of Provider Management**  
**Performance-Based Placement Measures**  
**RBWO Provider GA+SCORECARD - ILP/TLP**  
**Report Quarter: Q1 FY2016**



<b>PBP Verification</b>	<b>N/A pts</b>
<b>Total Score</b>	<b>00.00%</b>

**Provider/Program Name: Wellspring Living, Inc. - ILP (5210) - CCI**

Program Census Information:		# Children in Care During Quarter: 0	# Placements During Quarter: 0	# Children in Care On Last Day: 0
ILP/TLP Incentive Credits	Avg Performance All ILP/TLPs (Points)	Provider Performance (%)*	Possible Points (Weight)	Provider Points Earned
No DJJ or DOC Involvement		Not Eligible	5	
Extended Foster Care Services		Not Eligible	5	
Positive Permanency Connections		Not Eligible	5	
High School Graduation/College Participation/Professional Certification		Not Eligible	20	
Part-Time Employment with Medical Benefits		Not Eligible	20	
Living Arrangements at Discharge		Not Eligible	20	
Additional Academic Supports		Not Eligible	2	
Additional IL Skills Provision		Not Eligible	5	
Active Agency Accreditation		0%	4	0.00
Staff Clinical Licensure		0%	5	0.00
<b>Incentives Total</b>	<b>10.94</b>		<b>91</b>	<b>0.00</b>

\*Performance calculation descriptions can be found in the FY 2016 RBWO PBP Measurements and Standards Guide.

**Child Protective Services Investigations and Dispositions**

The following investigations data, which is not used for scoring but is considered significant to a provider's performance, is from Georgia SHINES and is not considered final or complete until the end of the fiscal year.

Total Reports:	0
Number Screened In:	0
Number Screened Out:	0
Number Substantiated:	0
Number Unsubstantiated:	0
Number Active CPS Investigations:	0