



RBWO Provider GA+SCORECARD - ILP/TLP

Performance-Based Placement Measures

FY 2016 Qtr 2

Office of Provider Management,
Georgia Department of Human Services

Care Solutions, Inc.



**Table of Contents**

Provider	Page
A Change Generation - (5202) - CCI	1
Beth-Ester Ministries - Restoration House ILP (5170) - CCI	4
Carl Malone Foundation, Inc. - Mercy's Door - IV (5142) - CCI	7
Carrie Steele-Pitts Home, Inc. - Independent Living (5129) - CCI	10
Center for Children and Young Adults, The - ILP Prep TLP (5114) - CCI	13
Center for Children and Young Adults, The - Life Works TLP (580) - CCI	16
Champion House - (5212) - CCI	19
CHRIS 180 Inc. - Summit Trail Boys ILP (4675) - CCI	22
CHRIS 180 Inc. - Summit Trail Girls ILP (4674) - CCI	25
Devereux GA Treatment Network - Project Plus (4429) - CCI	28
Elks Aidmore Children's Center - Transitional Living Program (629) - CCI	31
Embracing Communities, Inc. - ILP (5198) - CCI	34
ENA, Inc., dba NECCO (formerly GA SAFE) - Albany ILP (5171) - CCI	37
ENA, Inc., dba NECCO (formerly GA SAFE) - Jonesboro ILP (5136) - CCI	40
ENA, Inc., dba NECCO (formerly GA SAFE) - Macon ILP (5172) - CCI	43
ENA, Inc., dba NECCO (formerly GA SAFE) - Martinez ILP (5137) - CCI	46
Exquisite Care - ILP (5195) - CCI	49
Families First - Transitional Living Program (643) - CCI	52
Goshen Valley Foundation - Goshen New Beginnings ILP (5130) - CCI	55
Greenbriar Children's Center - ILP Program (5118) - CCI	58
Gwinnett Children's Shelter - Girls Teen Development Program (1029) - CCI	61
Haven Heart's Community Development Center - Have A Heart For Haven (5151) - CCI	64
Haven Heart's Community Development Center - Making A Difference (5152) - CCI	67
House of Dawn - ILP (5155) - CCI	70
Life Skills Community Center (5204) - CCI	73
Little Debbie's Second Chance Home, Inc. - TLP (967) - CCI	76
Madi's House - Madi's House (5180) - CCI	79
North Georgia Angel House - TLP (5126) - CCI	82
Open Door Home - Boys ILP (5132) - CCI	85
Open Door Home - Girls ILP (5131) - CCI	88
Refuge Community Development - Second Chapter (5184) - CCI	91
Seeds of Excellence - ILP (5192) - CCI	94
Stroman Account & Property - ILP College Park (5157) - CCI	97
Stroman Account & Property - ILP Union City (5156) - CCI	100
Turning Point Homes - Independent Living Program (832) - CCI	103



RBWO Provider GA+SCORECARD - ILP/TLP
FY2016 - Quarter 2



Table of Contents

Provider	Page
United Methodist Children Home of the North GA Conference - Independent Living Program (4428) - CCI	106
United Methodist Children Home of the North GA Conference - On-Campus Transitional Living Program (Hybrid) (849) - CCI	109
Vanessa's Place - ILP (5177) - CCI	112
Weekes House, Inc. - Weekes House (5178) - CCI	115
Wellspring Living, Inc. - ILP (5210) - CCI	118



Performance-Based Placement Measures RBWO Provider GA+SCORECARD - ILP/TLP

Report Quarter: Q2 FY2016

Provider/Program Name: A Change Generation - (5202) - CCI

100 Walden Brook Drive, Lithonia, GA 30038

Phone: 470-282-3187

Vendor ID# 132165

Quarterly Scores (Grades)

Q1: 100.00 (A+)

Q2: 44.13 (F)

Q3: 62.67 (D-)

Q4: 72.13 (C-)

Current Quarter Score (Grade)

44.13%

(F)

Program Census Information:

Children in Care During Quarter: 7

Placements During Quarter: 7

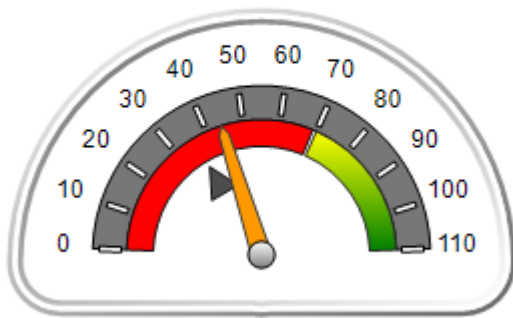
Children in Care On Last Day: 3

Quarterly Provider Comparisons to All ILP/TLPs

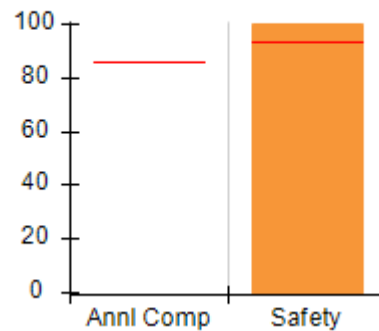
■■■■■■■■ indicates MalTx Threshold

▼ indicates average for all ILP/TLPs

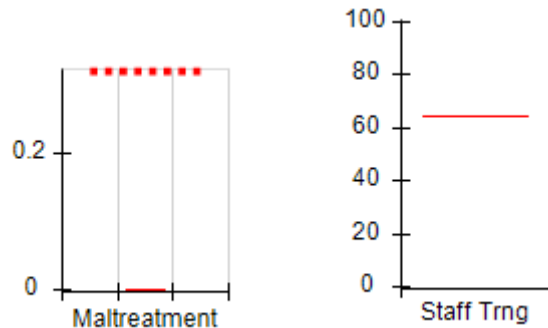
Overall Score (%)



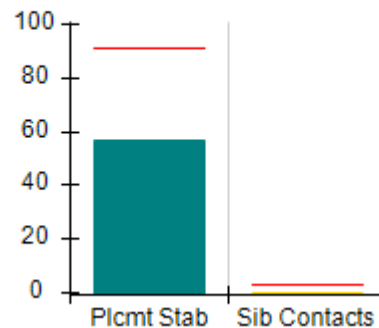
OPM Monitoring Reviews (%)



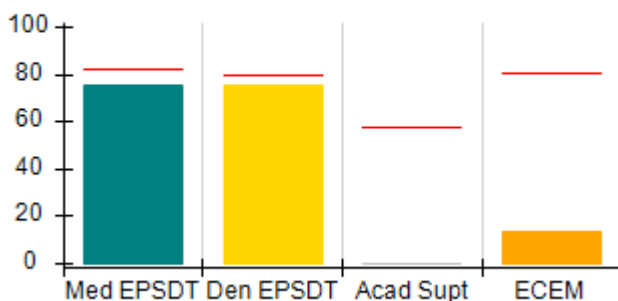
Safety Outcomes (%)



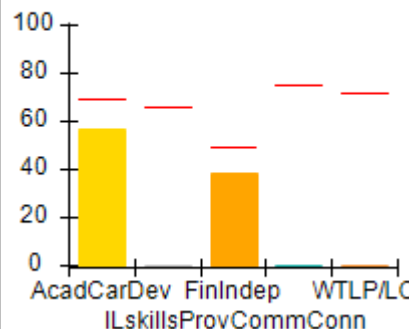
Permanency Outcomes (%)



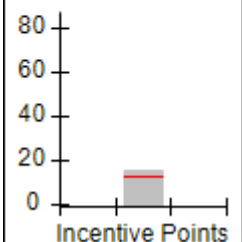
Well-Being Outcomes (%)



ILP/TLP Outcomes (%)



Incentives Earned (Points)





Performance-Based Placement Measures

RBWO Provider GA+SCORECARD - ILP/TLP

Report Quarter: Q2 FY2016

Provider/Program Name: A Change Generation - (5202) - CCI

100 Walden Brook Drive, Lithonia, GA 30038 Phone: 470-282-3187 Vendor ID# 132165	Quarterly Scores (Grades)		Current Quarter Score (Grade)
	Q1: 100.00 (A+)	Q2: 44.13 (F)	44.13% (F)
	Q3: 62.67 (D-)	Q4: 72.13 (C-)	

Program Census Information:	# Children in Care During Quarter: 7	# Placements During Quarter: 7	# Children in Care On Last Day: 3
-----------------------------	--------------------------------------	--------------------------------	-----------------------------------

	Avg Performance All ILP/TLPs (%)	Provider Performance (%)*	Possible Points (Weight)	Provider Points Earned
--	----------------------------------	---------------------------	--------------------------	------------------------

OPM Monitoring Reviews

Annual Comprehensive Reviews	86%	Not Yet Conducted		
Safety Reviews	94%	100%	5	5.00
Monitoring Sub-Total			5	5.00

ILP/TLP Safety Outcomes

Incidence of Maltreatment	0.00%	No Substantiated Reports	8	8.00
Staff Training	65%	Not Eligible		
Safety Sub-Total			8	8.00

ILP/TLP Permanency Outcomes

Placement Stability	92%	57%	3	1.71
Sibling Contacts	3%	0%	3	0.00
Permanency Sub-Total			6	1.71

ILP/TLP Well-Being Outcomes

EPSDT Medical Visits	82%	75%	4	3.00
EPSDT Dental Visits	79%	75%	4	3.00
Academic Supports	58%	0%	3	0.00
Provider ECEM Visits	81%	14%	5	0.70
Well-Being Sub-Total			16	6.70

ILP/TLP Specialty Outcomes

Academic/Career Development	69%	57%	10	5.70
Ind Living Skills Provision	66%	0%	15	0.00
Financial Independence	49%	38%	5	1.90
Community Connections	75%	0%	5	0.00
WTLP/Life Coach	71%	0%	15	0.00
Specialty Sub-Total			50	7.60

*Performance calculation descriptions can be found in the FY 2016 RBWO PBP Measurements and Standards Guide.

Monitoring & Outcomes: Possible Points = 85	Points Earned = 29.01
Score Before Incentives Credit	
34.13%	



Performance-Based Placement Measures RBWO Provider GA+SCORECARD - ILP/TLP

Report Quarter: Q2 FY2016

Incentives Awarded	10.00 pts
PBP Verification	N/A pts
Total Score	44.13%

Provider/Program Name: A Change Generation - (5202) - CCI

Program Census Information:		# Children in Care During Quarter: 7	# Placements During Quarter: 7	# Children in Care On Last Day: 3
ILP/TLP Incentive Credits	Avg Performance All ILP/TLPs (Points)	Provider Performance (%)*	Possible Points (Weight)	Provider Points Earned
No DJJ or DOC Involvement		0%	5	0.00
Extended Foster Care Services		Not Eligible	5	
Positive Permanency Connections		0%	5	0.00
High School Graduation/College Participation/Professional Certification		0%	20	0.00
Part-Time Employment with Medical Benefits		0%	20	0.00
Living Arrangements at Discharge		75%	20	15.00
Additional Academic Supports		0%	2	0.00
Additional IL Skills Provision		0%	5	0.00
Active Agency Accreditation		0%	4	0.00
Staff Clinical Licensure		0%	5	0.00
Incentives Total	12.26		91	15.00

*Performance calculation descriptions can be found in the FY 2016 RBWO PBP Measurements and Standards Guide.

Child Protective Services Investigations and Dispositions

The following investigations data, which is not used for scoring but is considered significant to a provider's performance, is from Georgia SHINES and is not considered final or complete until the end of the fiscal year.

Total Reports:	2	
Number Screened In:	0	
Number Screened Out:	2	
Number Substantiated:	0	
Number Unsubstantiated:	0	
Number Active CPS Investigations:	0	



Performance-Based Placement Measures RBWO Provider GA+SCORECARD - ILP/TLP

Report Quarter: Q2 FY2016

Provider/Program Name: Beth-Ester Ministries - Restoration House ILP (5170) - CCI

163 Hasting St., Newnan, GA 30263

Phone: 678-423-4193

Vendor ID# 115537

Quarterly Scores (Grades)

Q1: 70.15 (C-)

Q2: 35.86 (F)

Q3: 56.82 (F)

Q4: 66.90 (D)

Current Quarter Score
(Grade)

35.86%

(F)

Program Census Information:

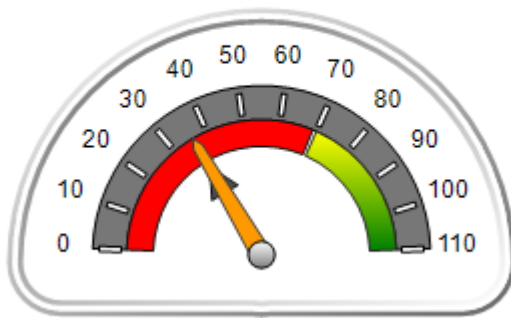
Children in Care During
Quarter: 3# Placements During
Quarter: 3# Children in Care On Last
Day: 1

Quarterly Provider Comparisons to All ILP/TLPs

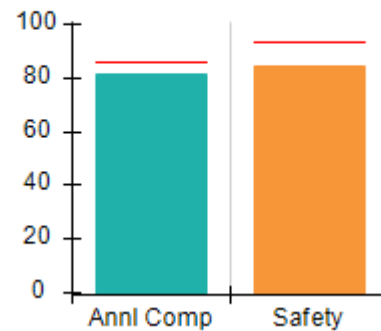
■■■■■■■■ indicates MalTx Threshold

▼ — indicates average for all ILP/TLPs

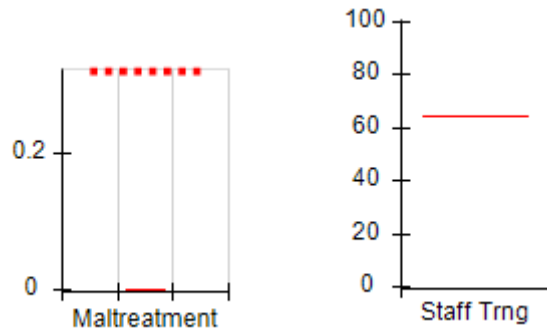
Overall Score (%)



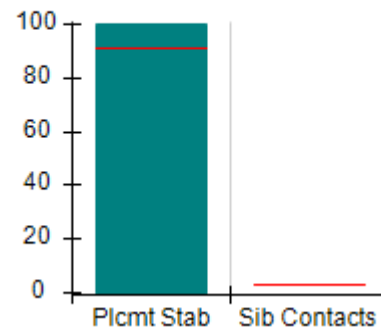
OPM Monitoring Reviews (%)



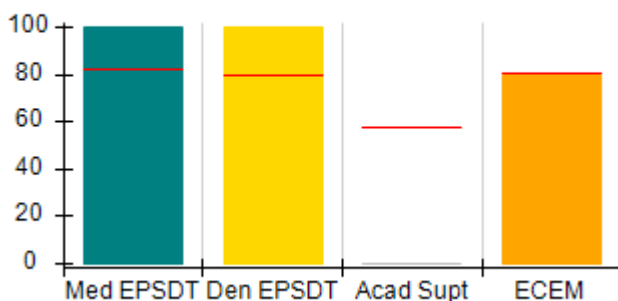
Safety Outcomes (%)



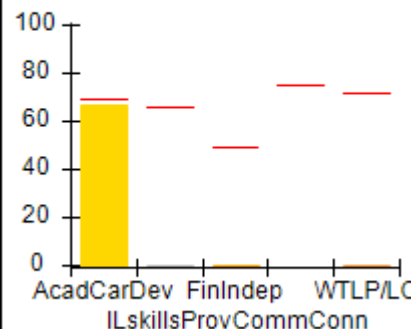
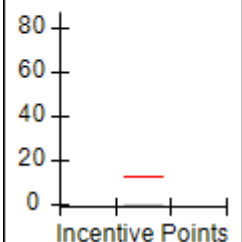
Permanency Outcomes (%)



Well-Being Outcomes (%)



ILP/TLP Outcomes (%)

Incentives
Earned
(Points)



**Performance-Based Placement Measures
RBWO Provider GA+SCORECARD - ILP/TLP**

Report Quarter: Q2 FY2016

Provider/Program Name: Beth-Ester Ministries - Restoration House ILP (5170) - CCI				
163 Hasting St., Newnan, GA 30263		Quarterly Scores (Grades)		Current Quarter Score (Grade)
Phone: 678-423-4193		Q1: 70.15 (C-)	Q2: 35.86 (F)	35.86%
Vendor ID# 115537		Q3: 56.82 (F)	Q4: 66.90 (D)	(F)
Program Census Information:		# Children in Care During Quarter: 3	# Placements During Quarter: 3	# Children in Care On Last Day: 1
	Avg Performance All ILP/TLPs (%)	Provider Performance (%)*	Possible Points (Weight)	Provider Points Earned
OPM Monitoring Reviews				
Annual Comprehensive Reviews	86%	81%	15	12.20
Safety Reviews	94%	84%	5	4.22
Monitoring Sub-Total			20	16.42
ILP/TLP Safety Outcomes				
Incidence of Maltreatment	0.00%	No Substantiated Reports	8	8.00
Staff Training	65%	Not Eligible		
Safety Sub-Total			8	8.00
ILP/TLP Permanency Outcomes				
Placement Stability	92%	100%	6	6.00
Sibling Contacts	3%	None Planned		
Permanency Sub-Total			6	6.00
ILP/TLP Well-Being Outcomes				
EPSDT Medical Visits	82%	100%	4	4.00
EPSDT Dental Visits	79%	100%	4	4.00
Academic Supports	58%	0%	3	0.00
Provider ECEM Visits	81%	80%	5	4.00
Well-Being Sub-Total			16	12.00
ILP/TLP Specialty Outcomes				
Academic/Career Development	69%	67%	11.1	7.44
Ind Living Skills Provision	66%	0%	16.7	0.00
Financial Independence	49%	0%	5.6	0.00
Community Connections	75%	Not Eligible		
WTLP/Life Coach	71%	0%	16.7	0.00
Specialty Sub-Total			50	7.44
*Performance calculation descriptions can be found in the FY 2016 RBWO PBP Measurements and Standards Guide.				

Monitoring & Outcomes: Possible Points = 100	Points Earned = 49.86
Score Before Incentives Credit	
49.86%	



Performance-Based Placement Measures

RBWO Provider GA+SCORECARD - ILP/TLP

Report Quarter: Q2 FY2016

Incentives Awarded	00.00 pts
PBP Verification	-14.00 pts
Total Score	35.86%

Provider/Program Name: Beth-Ester Ministries - Restoration House ILP (5170) - CCI

Program Census Information:		# Children in Care During Quarter: 3	# Placements During Quarter: 3	# Children in Care On Last Day: 1
ILP/TLP Incentive Credits	Avg Performance All ILP/TLPs (Points)	Provider Performance (%)*	Possible Points (Weight)	Provider Points Earned
No DJJ or DOC Involvement		0%	5	0.00
Extended Foster Care Services		Not Eligible	5	
Positive Permanency Connections		Not Eligible	5	
High School Graduation/College Participation/Professional Certification		0%	20	0.00
Part-Time Employment with Medical Benefits		0%	20	0.00
Living Arrangements at Discharge		0%	20	0.00
Additional Academic Supports		0%	2	0.00
Additional IL Skills Provision		0%	5	0.00
Active Agency Accreditation		0%	4	0.00
Staff Clinical Licensure		0%	5	0.00
Incentives Total	12.26		91	0.00

*Performance calculation descriptions can be found in the FY 2016 RBWO PBP Measurements and Standards Guide.

Child Protective Services Investigations and Dispositions

The following investigations data, which is not used for scoring but is considered significant to a provider's performance, is from Georgia SHINES and is not considered final or complete until the end of the fiscal year.

Total Reports:	0	
Number Screened In:	0	
Number Screened Out:	0	
Number Substantiated:	0	
Number Unsubstantiated:	0	
Number Active CPS Investigations:	0	



Performance-Based Placement Measures RBWO Provider GA+SCORECARD - ILP/TLP

Report Quarter: Q2 FY2016

Provider/Program Name: Carl Malone Foundation, Inc. - Mercy's Door - IV (5142) - CCI

805 Happy St, Dalton, GA 30721

Phone: 706-277-4883

Vendor ID# 115539

Quarterly Scores (Grades)

Q1: 83.61 (B-)

Q2: 86.86 (B)

Q3: 102.86 (A+)

Q4: 88.76 (B+)

Current Quarter Score (Grade)

86.86%

(B)

Program Census Information:

Children in Care During Quarter: 3

Placements During Quarter: 3

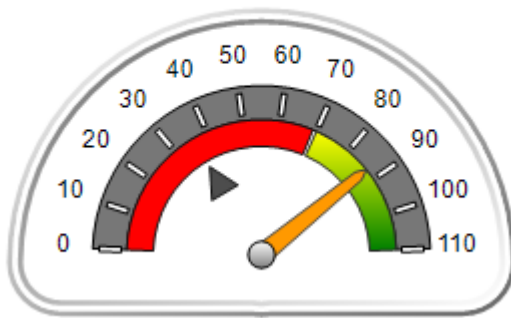
Children in Care On Last Day: 2

Quarterly Provider Comparisons to All ILP/TLPs

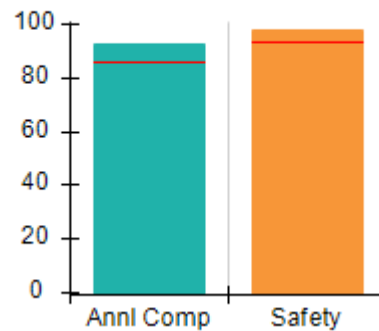
■■■■■■■■ indicates MalTx Threshold

▼ indicates average for all ILP/TLPs

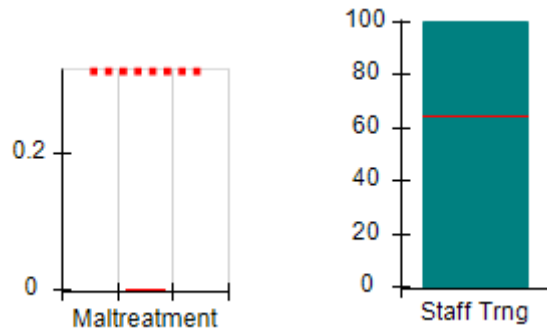
Overall Score (%)



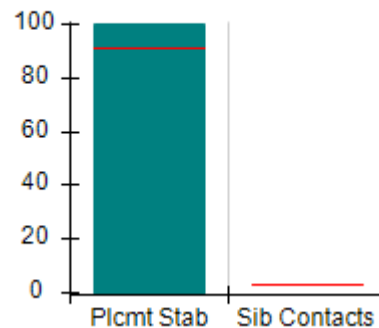
OPM Monitoring Reviews (%)



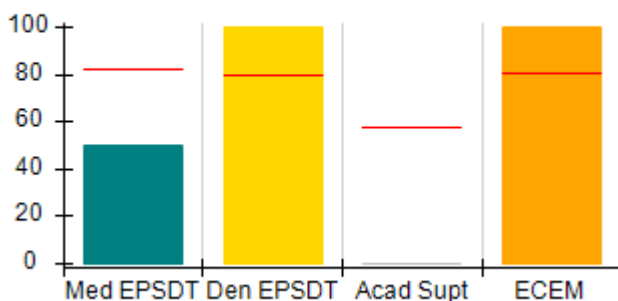
Safety Outcomes (%)



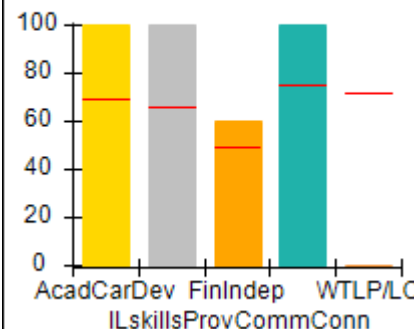
Permanency Outcomes (%)



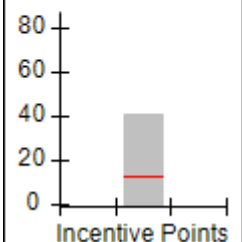
Well-Being Outcomes (%)



ILP/TLP Outcomes (%)



Incentives Earned (Points)





Performance-Based Placement Measures RBWO Provider GA+SCORECARD - ILP/TLP

Report Quarter: Q2 FY2016

Provider/Program Name: Carl Malone Foundation, Inc. - Mercy's Door - IV (5142) - CCI				
805 Happy St, Dalton, GA 30721		Quarterly Scores (Grades)		Current Quarter Score (Grade)
Phone: 706-277-4883		Q1: 83.61 (B-)	Q2: 86.86 (B)	86.86% (B)
Vendor ID# 115539		Q3: 102.86 (A+)	Q4: 88.76 (B+)	
Program Census Information:		# Children in Care During Quarter: 3	# Placements During Quarter: 3	# Children in Care On Last Day: 2
	Avg Performance All ILP/TLPs (%)	Provider Performance (%)*	Possible Points (Weight)	Provider Points Earned
OPM Monitoring Reviews				
Annual Comprehensive Reviews	86%	93%	15	13.95
Safety Reviews	94%	98%	5	4.91
Monitoring Sub-Total			20	18.86
ILP/TLP Safety Outcomes				
Incidence of Maltreatment	0.00%	No Substantiated Reports	3	3.00
Staff Training	65%	100%	5	5.00
Safety Sub-Total			8	8.00
ILP/TLP Permanency Outcomes				
Placement Stability	92%	100%	6	6.00
Sibling Contacts	3%	None Planned		
Permanency Sub-Total			6	6.00
ILP/TLP Well-Being Outcomes				
EPSDT Medical Visits	82%	50%	4	2.00
EPSDT Dental Visits	79%	100%	4	4.00
Academic Supports	58%	0%	3	0.00
Provider ECEM Visits	81%	100%	5	5.00
Well-Being Sub-Total			16	11.00
ILP/TLP Specialty Outcomes				
Academic/Career Development	69%	100%	10	10.00
Ind Living Skills Provision	66%	100%	15	15.00
Financial Independence	49%	60%	5	3.00
Community Connections	75%	100%	5	5.00
WTLP/Life Coach	71%	0%	15	0.00
Specialty Sub-Total			50	33.00
*Performance calculation descriptions can be found in the FY 2016 RBWO PBP Measurements and Standards Guide.				

Monitoring & Outcomes: Possible Points = 100

Points Earned = 76.86

Score Before Incentives Credit

76.86%



Performance-Based Placement Measures

RBWO Provider GA+SCORECARD - ILP/TLP

Report Quarter: Q2 FY2016

Incentives Awarded	10.00 pts
PBP Verification	N/A pts
Total Score	86.86%

Provider/Program Name: Carl Malone Foundation, Inc. - Mercy's Door - IV (5142) - CCI

Program Census Information:		# Children in Care During Quarter: 3	# Placements During Quarter: 3	# Children in Care On Last Day: 2
ILP/TLP Incentive Credits	Avg Performance All ILP/TLPs (Points)	Provider Performance (%)*	Possible Points (Weight)	Provider Points Earned
No DJJ or DOC Involvement		100%	5	5.00
Extended Foster Care Services		Not Eligible	5	
Positive Permanency Connections		0%	5	0.00
High School Graduation/College Participation/Professional Certification		50%	20	10.00
Part-Time Employment with Medical Benefits		100%	20	20.00
Living Arrangements at Discharge		0%	20	0.00
Additional Academic Supports		0%	2	0.00
Additional IL Skills Provision		100%	5	5.00
Active Agency Accreditation		0%	4	0.00
Staff Clinical Licensure		10%	5	0.50
Incentives Total	12.26		91	40.50

*Performance calculation descriptions can be found in the FY 2016 RBWO PBP Measurements and Standards Guide.

Child Protective Services Investigations and Dispositions

The following investigations data, which is not used for scoring but is considered significant to a provider's performance, is from Georgia SHINES and is not considered final or complete until the end of the fiscal year.

Total Reports:	0	
Number Screened In:	0	
Number Screened Out:	0	
Number Substantiated:	0	
Number Unsubstantiated:	0	
Number Active CPS Investigations:	0	



Performance-Based Placement Measures RBWO Provider GA+SCORECARD - ILP/TLP

Report Quarter: Q2 FY2016

Provider/Program Name: Carrie Steele-Pitts Home, Inc. - Independent Living (5129) - CCI

667 Fairburn Rd., NW, Atlanta, GA 30331

Phone: 404-691-5187

Vendor ID# 109513

Quarterly Scores (Grades)

Q1: 81.90 (B-)

Q2: 90.45 (A-)

Q3: 86.70 (B)

Q4: 80.10 (B-)

Current Quarter Score (Grade)

90.45%

(A-)

Program Census Information:

Children in Care During Quarter: 5

Placements During Quarter: 5

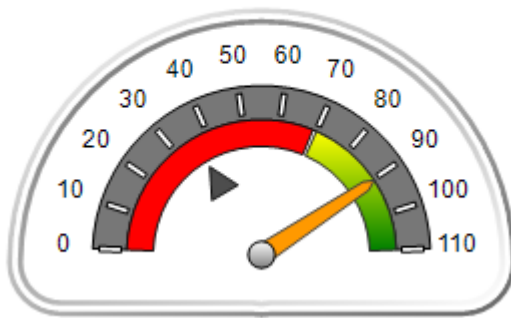
Children in Care On Last Day: 5

Quarterly Provider Comparisons to All ILP/TLPs

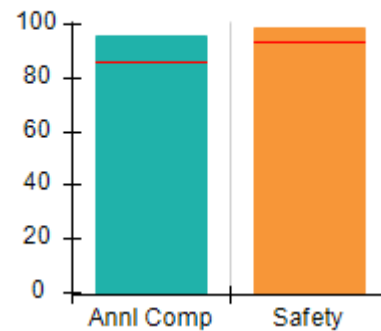
■■■■■■■■ indicates MalTx Threshold

▼ indicates average for all ILP/TLPs

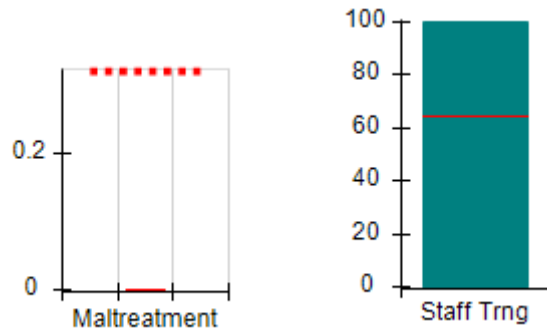
Overall Score (%)



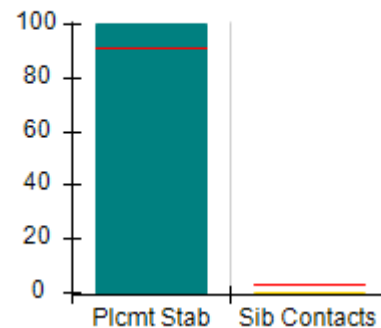
OPM Monitoring Reviews (%)



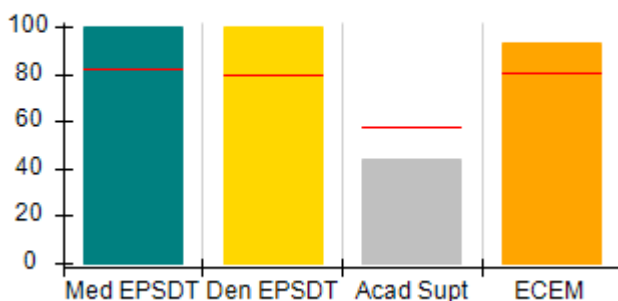
Safety Outcomes (%)



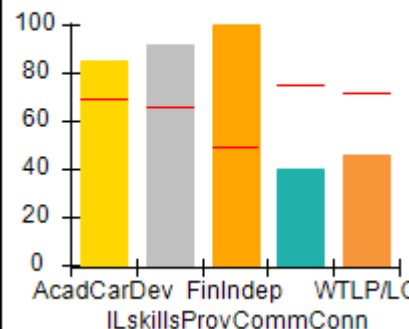
Permanency Outcomes (%)



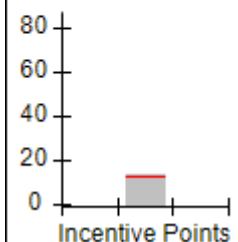
Well-Being Outcomes (%)



ILP/TLP Outcomes (%)



Incentives Earned (Points)





**Performance-Based Placement Measures
RBWO Provider GA+SCORECARD - ILP/TLP**

Report Quarter: Q2 FY2016

Provider/Program Name: Carrie Steele-Pitts Home, Inc. - Independent Living (5129) - CCI				
667 Fairburn Rd., NW, Atlanta, GA 30331		Quarterly Scores (Grades)		Current Quarter Score (Grade)
Phone: 404-691-5187		Q1: 81.90 (B-)	Q2: 90.45 (A-)	90.45%
Vendor ID# 109513		Q3: 86.70 (B)	Q4: 80.10 (B-)	(A-)
Program Census Information:		# Children in Care During Quarter: 5	# Placements During Quarter: 5	# Children in Care On Last Day: 5
	Avg Performance All ILP/TLPs (%)	Provider Performance (%)*	Possible Points (Weight)	Provider Points Earned
OPM Monitoring Reviews				
Annual Comprehensive Reviews	86%	96%	15	14.35
Safety Reviews	94%	99%	5	4.93
Monitoring Sub-Total			20	19.28
ILP/TLP Safety Outcomes				
Incidence of Maltreatment	0.00%	Not Eligible		
Staff Training	65%	100%	8	8.00
Safety Sub-Total			8	8.00
ILP/TLP Permanency Outcomes				
Placement Stability	92%	100%	3	3.00
Sibling Contacts	3%	0%	3	0.00
Permanency Sub-Total			6	3.00
ILP/TLP Well-Being Outcomes				
EPSDT Medical Visits	82%	100%	4	4.00
EPSDT Dental Visits	79%	100%	4	4.00
Academic Supports	58%	44%	3	1.32
Provider ECEM Visits	81%	93%	5	4.65
Well-Being Sub-Total			16	13.97
ILP/TLP Specialty Outcomes				
Academic/Career Development	69%	85%	10	8.50
Ind Living Skills Provision	66%	92%	15	13.80
Financial Independence	49%	100%	5	5.00
Community Connections	75%	40%	5	2.00
WTLP/Life Coach	71%	46%	15	6.90
Specialty Sub-Total			50	36.20
*Performance calculation descriptions can be found in the FY 2016 RBWO PBP Measurements and Standards Guide.				

Monitoring & Outcomes: Possible Points = 100	Points Earned = 80.45
Score Before Incentives Credit	80.45%
Incentives Awarded	10.00 pts



DHS, DFCS, Office of Provider Management
Performance-Based Placement Measures
RBWO Provider GA+SCORECARD - ILP/TLP
Report Quarter: Q2 FY2016



PBP Verification	N/A pts
Total Score	90.45%

Provider/Program Name: Carrie Steele-Pitts Home, Inc. - Independent Living (5129) - CCI				
Program Census Information:		# Children in Care During Quarter: 5	# Placements During Quarter: 5	# Children in Care On Last Day: 5
ILP/TLP Incentive Credits	Avg Performance All ILP/TLPs (Points)	Provider Performance (%)*	Possible Points (Weight)	Provider Points Earned
No DJJ or DOC Involvement		100%	5	5.00
Extended Foster Care Services		Not Eligible	5	
Positive Permanency Connections		0%	5	0.00
High School Graduation/College Participation/Professional Certification		20%	20	4.00
Part-Time Employment with Medical Benefits		Not Eligible	20	
Living Arrangements at Discharge		Not Eligible	20	
Additional Academic Supports		0%	2	0.00
Additional IL Skills Provision		92%	5	4.60
Active Agency Accreditation		0%	4	0.00
Staff Clinical Licensure		0%	5	0.00
Incentives Total	12.26		91	13.60
*Performance calculation descriptions can be found in the FY 2016 RBWO PBP Measurements and Standards Guide.				

Child Protective Services Investigations and Dispositions		
The following investigations data, which is not used for scoring but is considered significant to a provider's performance, is from Georgia SHINES and is not considered final or complete until the end of the fiscal year.		
Total Reports:	0	
Number Screened In:	0	
Number Screened Out:	0	
Number Substantiated:	0	
Number Unsubstantiated:	0	
Number Active CPS Investigations:	0	



Performance-Based Placement Measures RBWO Provider GA+SCORECARD - ILP/TLP

Report Quarter: Q2 FY2016

Provider/Program Name: Center for Children and Young Adults, The - ILP Prep TLP (5114) - CCI

2221 Austell Rd., Marietta, GA 30008

Phone: 770-485-1630

Vendor ID# 101256

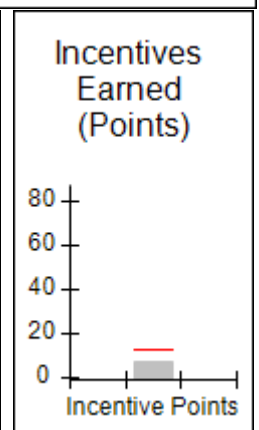
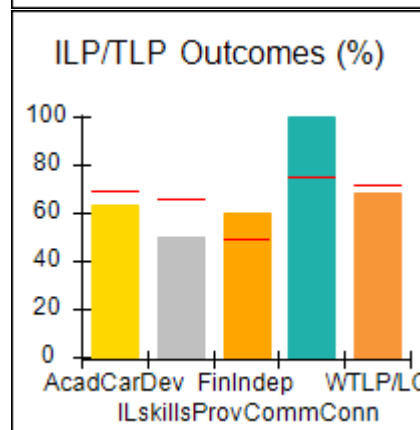
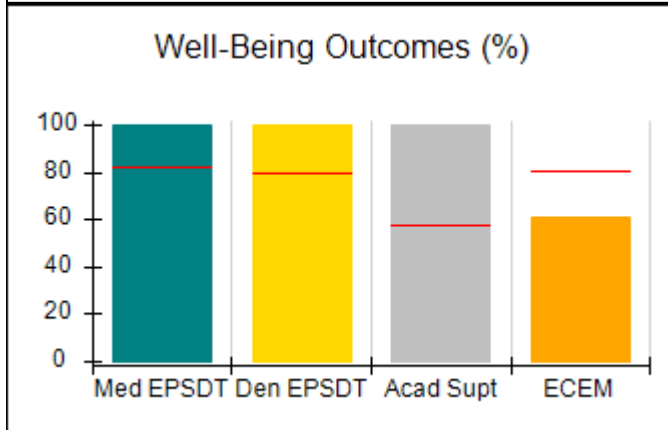
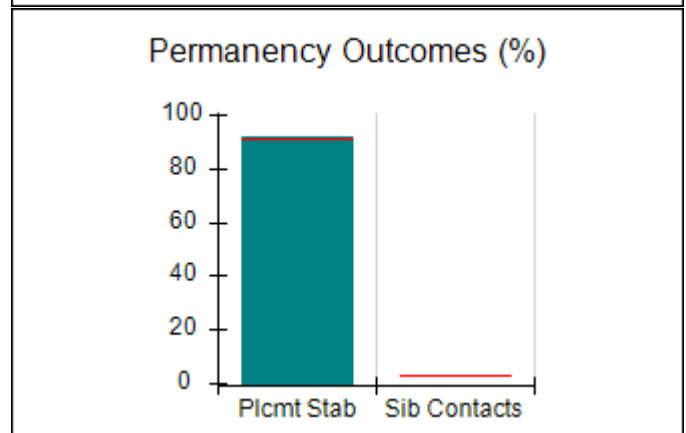
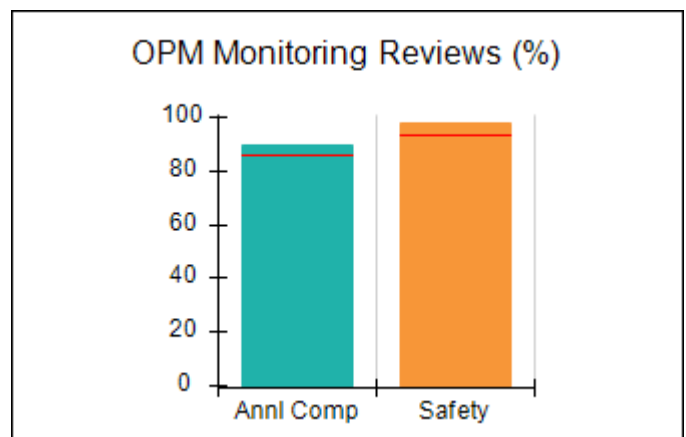
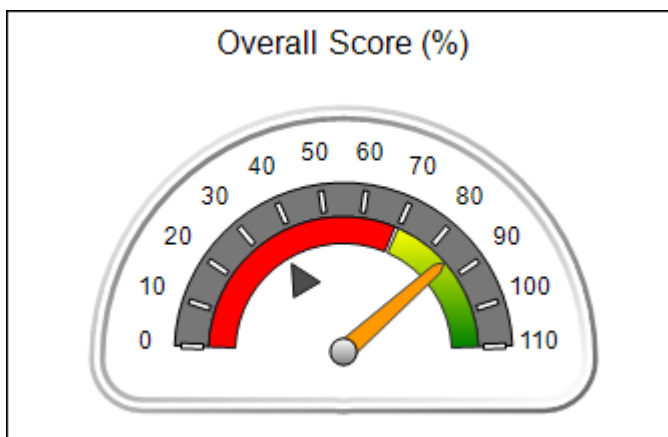
Quarterly Scores (Grades)		Current Quarter Score (Grade)
Q1: 70.12 (C-)	Q2: 85.32 (B)	85.32% (B)
Q3: 89.58 (B+)	Q4: 62.44 (D-)	

Program Census Information:	# Children in Care During Quarter: 13	# Placements During Quarter: 13	# Children in Care On Last Day: 7
-----------------------------	---------------------------------------	---------------------------------	-----------------------------------

Quarterly Provider Comparisons to All ILP/TLPs

■■■■■■■■ indicates MalTx Threshold

▼ indicates average for all ILP/TLPs





Performance-Based Placement Measures RBWO Provider GA+SCORECARD - ILP/TLP

Report Quarter: Q2 FY2016

Provider/Program Name: Center for Children and Young Adults, The - ILP Prep TLP (5114) - CCI				
2221 Austell Rd., Marietta, GA 30008		Quarterly Scores (Grades)		Current Quarter Score (Grade)
Phone: 770-485-1630		Q1: 70.12 (C-)	Q2: 85.32 (B)	85.32%
Vendor ID# 101256		Q3: 89.58 (B+)	Q4: 62.44 (D-)	(B)
Program Census Information:		# Children in Care During Quarter: 13	# Placements During Quarter: 13	# Children in Care On Last Day: 7
	Avg Performance All ILP/TLPs (%)	Provider Performance (%)*	Possible Points (Weight)	Provider Points Earned
OPM Monitoring Reviews				
Annual Comprehensive Reviews	86%	90%	15	13.45
Safety Reviews	94%	98%	5	4.90
Monitoring Sub-Total			20	18.35
ILP/TLP Safety Outcomes				
Incidence of Maltreatment	0.00%	No Substantiated Reports	3	3.00
Staff Training	65%	100%	5	5.00
Safety Sub-Total			8	8.00
ILP/TLP Permanency Outcomes				
Placement Stability	92%	92%	6	5.52
Sibling Contacts	3%	None Planned		
Permanency Sub-Total			6	5.52
ILP/TLP Well-Being Outcomes				
EPSDT Medical Visits	82%	100%	4	4.00
EPSDT Dental Visits	79%	100%	4	4.00
Academic Supports	58%	100%	3	3.00
Provider ECEM Visits	81%	61%	5	3.05
Well-Being Sub-Total			16	14.05
ILP/TLP Specialty Outcomes				
Academic/Career Development	69%	63%	10	6.30
Ind Living Skills Provision	66%	50%	15	7.50
Financial Independence	49%	60%	5	3.00
Community Connections	75%	100%	5	5.00
WTLP/Life Coach	71%	68%	15	10.20
Specialty Sub-Total			50	32.00
*Performance calculation descriptions can be found in the FY 2016 RBWO PBP Measurements and Standards Guide.				

Monitoring & Outcomes: Possible Points = 100

Points Earned = 77.92

Score Before Incentives Credit

77.92%



Performance-Based Placement Measures RBWO Provider GA+SCORECARD - ILP/TLP

Report Quarter: Q2 FY2016

Incentives Awarded	07.40 pts
PBP Verification	N/A pts
Total Score	85.32%

Provider/Program Name: Center for Children and Young Adults, The - ILP Prep TLP (5114) - CCI

Program Census Information:		# Children in Care During Quarter: 13	# Placements During Quarter: 13	# Children in Care On Last Day: 7
ILP/TLP Incentive Credits	Avg Performance All ILP/TLPs (Points)	Provider Performance (%)*	Possible Points (Weight)	Provider Points Earned
No DJJ or DOC Involvement		56%	5	2.80
Extended Foster Care Services		Not Eligible	5	
Positive Permanency Connections		50%	5	2.50
High School Graduation/College Participation/Professional Certification		0%	20	0.00
Part-Time Employment with Medical Benefits		0%	20	0.00
Living Arrangements at Discharge		0%	20	0.00
Additional Academic Supports		90%	2	1.80
Additional IL Skills Provision		6%	5	0.30
Active Agency Accreditation		0%	4	0.00
Staff Clinical Licensure		0%	5	0.00
Incentives Total	12.26		91	7.40

*Performance calculation descriptions can be found in the FY 2016 RBWO PBP Measurements and Standards Guide.

Child Protective Services Investigations and Dispositions

The following investigations data, which is not used for scoring but is considered significant to a provider's performance, is from Georgia SHINES and is not considered final or complete until the end of the fiscal year.

Total Reports:	0	
Number Screened In:	0	
Number Screened Out:	0	
Number Substantiated:	0	
Number Unsubstantiated:	0	
Number Active CPS Investigations:	0	



Performance-Based Placement Measures **RBWO Provider GA+SCORECARD - ILP/TLP**

Report Quarter: Q2 FY2016

Provider/Program Name: Center for Children and Young Adults, The - Life Works TLP (580) - CCI

2221 Austell Rd., Marietta, GA 30008

Phone: 770-485-1657

Vendor ID# 35263

Quarterly Scores (Grades)

Current Quarter Score (Grade)

Q1: 87.83 (B+)

Q2: 90.85 (A-)

90.85%

Q3: 96.15 (A)

Q4: 82.29 (B-)

(A-)

Program Census Information:

Children in Care During Quarter: 12

Placements During Quarter: 12

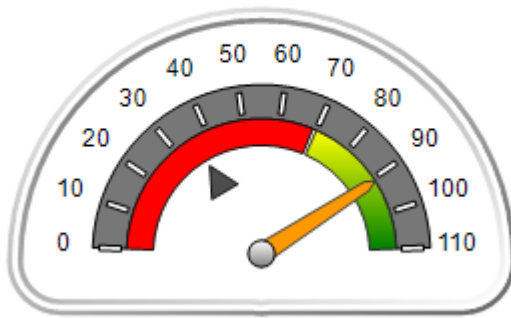
Children in Care On Last Day: 8

Quarterly Provider Comparisons to All ILP/TLPs

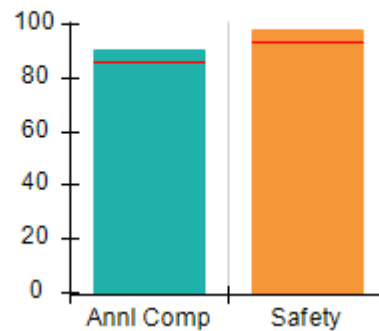
■■■■■■■■ indicates MalTx Threshold

▼ indicates average for all ILP/TLPs

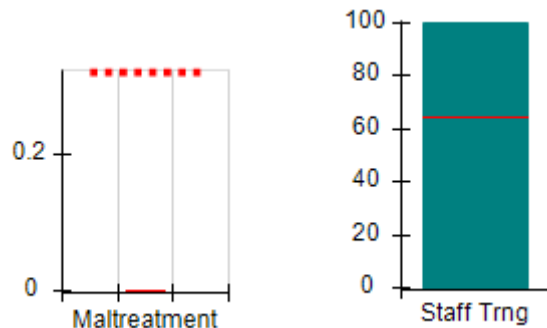
Overall Score (%)



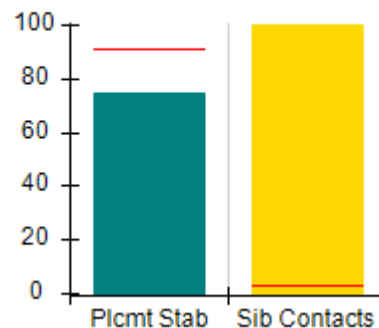
OPM Monitoring Reviews (%)



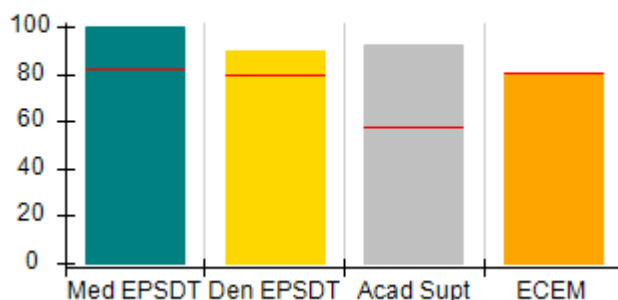
Safety Outcomes (%)



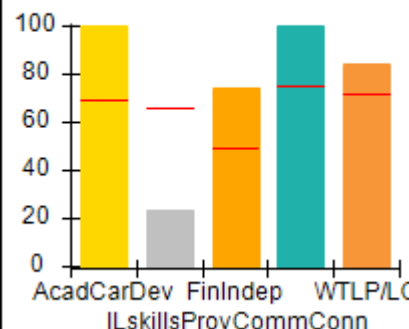
Permanency Outcomes (%)



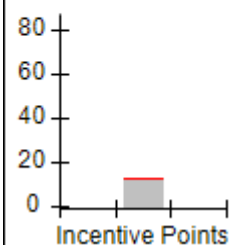
Well-Being Outcomes (%)



ILP/TLP Outcomes (%)



Incentives Earned (Points)





**Performance-Based Placement Measures
RBWO Provider GA+SCORECARD - ILP/TLP**

Report Quarter: Q2 FY2016

Provider/Program Name: Center for Children and Young Adults, The - Life Works TLP (580) - CCI				
2221 Austell Rd., Marietta, GA 30008		Quarterly Scores (Grades)		Current Quarter Score (Grade)
Phone: 770-485-1657		Q1: 87.83 (B+)	Q2: 90.85 (A-)	90.85%
Vendor ID# 35263		Q3: 96.15 (A)	Q4: 82.29 (B-)	(A-)
Program Census Information:		# Children in Care During Quarter: 12	# Placements During Quarter: 12	# Children in Care On Last Day: 8
	Avg Performance All ILP/TLPs (%)	Provider Performance (%)*	Possible Points (Weight)	Provider Points Earned
OPM Monitoring Reviews				
Annual Comprehensive Reviews	86%	91%	15	13.60
Safety Reviews	94%	98%	5	4.89
Monitoring Sub-Total			20	18.49
ILP/TLP Safety Outcomes				
Incidence of Maltreatment	0.00%	No Substantiated Reports	3	3.00
Staff Training	65%	100%	5	5.00
Safety Sub-Total			8	8.00
ILP/TLP Permanency Outcomes				
Placement Stability	92%	75%	3	2.25
Sibling Contacts	3%	100%	3	3.00
Permanency Sub-Total			6	5.25
ILP/TLP Well-Being Outcomes				
EPSDT Medical Visits	82%	100%	4	4.00
EPSDT Dental Visits	79%	90%	4	3.60
Academic Supports	58%	92%	3	2.76
Provider ECEM Visits	81%	80%	5	4.00
Well-Being Sub-Total			16	14.36
ILP/TLP Specialty Outcomes				
Academic/Career Development	69%	100%	10	10.00
Ind Living Skills Provision	66%	23%	15	3.45
Financial Independence	49%	74%	5	3.70
Community Connections	75%	100%	5	5.00
WTLP/Life Coach	71%	84%	15	12.60
Specialty Sub-Total			50	34.75
*Performance calculation descriptions can be found in the FY 2016 RBWO PBP Measurements and Standards Guide.				

Monitoring & Outcomes: Possible Points = 100	Points Earned = 80.85
Score Before Incentives Credit	
80.85%	



Performance-Based Placement Measures

RBWO Provider GA+SCORECARD - ILP/TLP

Report Quarter: Q2 FY2016

Incentives Awarded	10.00 pts
PBP Verification	N/A pts
Total Score	90.85%

Provider/Program Name: Center for Children and Young Adults, The - Life Works TLP (580) - CCI

Program Census Information:		# Children in Care During Quarter: 12	# Placements During Quarter: 12	# Children in Care On Last Day: 8
ILP/TLP Incentive Credits	Avg Performance All ILP/TLPs (Points)	Provider Performance (%)*	Possible Points (Weight)	Provider Points Earned
No DJJ or DOC Involvement		100%	5	5.00
Extended Foster Care Services		Not Eligible	5	
Positive Permanency Connections		0%	5	0.00
High School Graduation/College Participation/Professional Certification		27%	20	5.40
Part-Time Employment with Medical Benefits		0%	20	0.00
Living Arrangements at Discharge		0%	20	0.00
Additional Academic Supports		75%	2	1.50
Additional IL Skills Provision		14%	5	0.70
Active Agency Accreditation		0%	4	0.00
Staff Clinical Licensure		0%	5	0.00
Incentives Total	12.26		91	12.60

*Performance calculation descriptions can be found in the FY 2016 RBWO PBP Measurements and Standards Guide.

Child Protective Services Investigations and Dispositions

The following investigations data, which is not used for scoring but is considered significant to a provider's performance, is from Georgia SHINES and is not considered final or complete until the end of the fiscal year.

Total Reports:	0	
Number Screened In:	0	
Number Screened Out:	0	
Number Substantiated:	0	
Number Unsubstantiated:	0	
Number Active CPS Investigations:	0	



Performance-Based Placement Measures RBWO Provider GA+SCORECARD - ILP/TLP

Report Quarter: Q2 FY2016

Provider/Program Name: Champion House - (5212) - CCI

1841 Woodside Court, Jonesboro, GA 30236

Phone: 770-286-7072

Vendor ID# 135122

Quarterly Scores (Grades)

Q1: 30.18 (F)

Q2: 26.71 (F)

Q3: 30.07 (F)

Q4: 26.47 (F)

Current Quarter Score (Grade)

26.71%

(F)

Program Census Information:

Children in Care During Quarter: 4

Placements During Quarter: 4

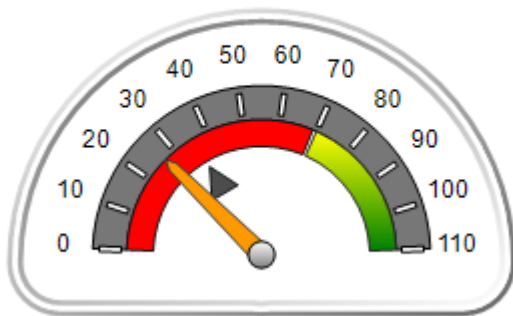
Children in Care On Last Day: 4

Quarterly Provider Comparisons to All ILP/TLPs

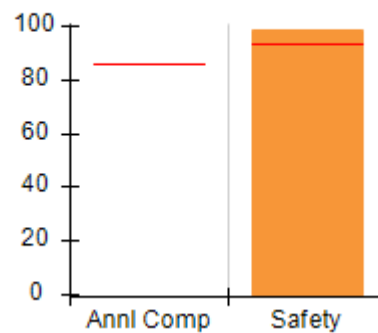
■■■■■■■■ indicates MalTx Threshold

▼ indicates average for all ILP/TLPs

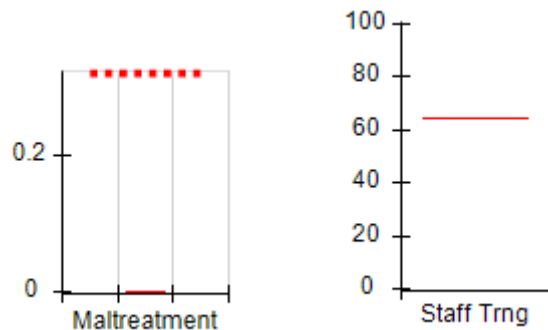
Overall Score (%)



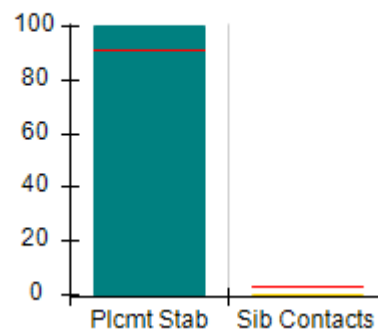
OPM Monitoring Reviews (%)



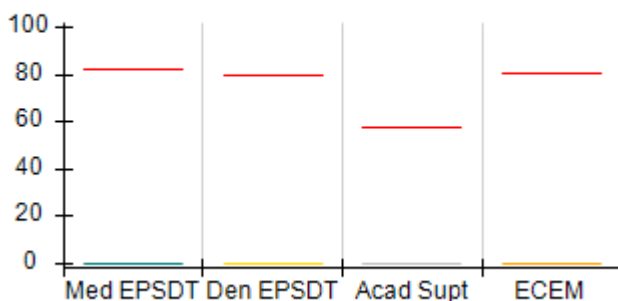
Safety Outcomes (%)



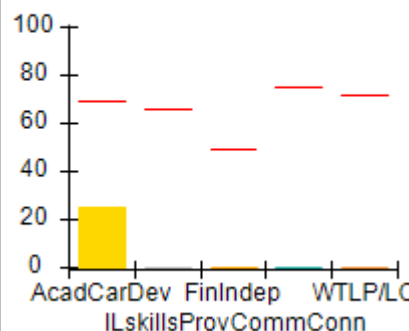
Permanency Outcomes (%)



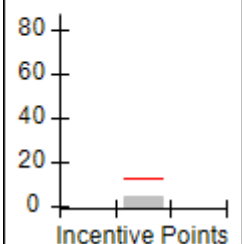
Well-Being Outcomes (%)



ILP/TLP Outcomes (%)



Incentives Earned (Points)





Performance-Based Placement Measures RBWO Provider GA+SCORECARD - ILP/TLP

Report Quarter: Q2 FY2016

Provider/Program Name: Champion House - (5212) - CCI				
1841 Woodside Court, Jonesboro, GA 30236		Quarterly Scores (Grades)		Current Quarter Score (Grade)
Phone: 770-286-7072		Q1: 30.18 (F)	Q2: 26.71 (F)	26.71% (F)
Vendor ID# 135122		Q3: 30.07 (F)	Q4: 26.47 (F)	
Program Census Information:		# Children in Care During Quarter: 4	# Placements During Quarter: 4	# Children in Care On Last Day: 4
	Avg Performance All ILP/TLPs (%)	Provider Performance (%)*	Possible Points (Weight)	Provider Points Earned
OPM Monitoring Reviews				
Annual Comprehensive Reviews	86%	Not Yet Conducted		
Safety Reviews	94%	99%	5	4.95
Monitoring Sub-Total			5	4.95
ILP/TLP Safety Outcomes				
Incidence of Maltreatment	0.00%	No Substantiated Reports	8	8.00
Staff Training	65%	Not Eligible		
Safety Sub-Total			8	8.00
ILP/TLP Permanency Outcomes				
Placement Stability	92%	100%	3	3.00
Sibling Contacts	3%	0%	3	0.00
Permanency Sub-Total			6	3.00
ILP/TLP Well-Being Outcomes				
EPSDT Medical Visits	82%	0%	4	0.00
EPSDT Dental Visits	79%	0%	4	0.00
Academic Supports	58%	0%	3	0.00
Provider ECEM Visits	81%	0%	5	0.00
Well-Being Sub-Total			16	0.00
ILP/TLP Specialty Outcomes				
Academic/Career Development	69%	25%	10	2.50
Ind Living Skills Provision	66%	0%	15	0.00
Financial Independence	49%	0%	5	0.00
Community Connections	75%	0%	5	0.00
WTLP/Life Coach	71%	0%	15	0.00
Specialty Sub-Total			50	2.50
*Performance calculation descriptions can be found in the FY 2016 RBWO PBP Measurements and Standards Guide.				

Monitoring & Outcomes: Possible Points = 85	Points Earned = 18.45
Score Before Incentives Credit	
21.71%	



Performance-Based Placement Measures

RBWO Provider GA+SCORECARD - ILP/TLP

Report Quarter: Q2 FY2016

Incentives Awarded	05.00 pts
PBP Verification	N/A pts
Total Score	26.71%

Provider/Program Name: Champion House - (5212) - CCI

Program Census Information:		# Children in Care During Quarter: 4	# Placements During Quarter: 4	# Children in Care On Last Day: 4
ILP/TLP Incentive Credits	Avg Performance All ILP/TLPs (Points)	Provider Performance (%)*	Possible Points (Weight)	Provider Points Earned
No DJJ or DOC Involvement		0%	5	0.00
Extended Foster Care Services		100%	5	5.00
Positive Permanency Connections		0%	5	0.00
High School Graduation/College Participation/Professional Certification		0%	20	0.00
Part-Time Employment with Medical Benefits		Not Eligible	20	
Living Arrangements at Discharge		Not Eligible	20	
Additional Academic Supports		0%	2	0.00
Additional IL Skills Provision		0%	5	0.00
Active Agency Accreditation		0%	4	0.00
Staff Clinical Licensure		0%	5	0.00
Incentives Total	12.26		91	5.00

*Performance calculation descriptions can be found in the FY 2016 RBWO PBP Measurements and Standards Guide.

Child Protective Services Investigations and Dispositions

The following investigations data, which is not used for scoring but is considered significant to a provider's performance, is from Georgia SHINES and is not considered final or complete until the end of the fiscal year.

Total Reports:	4	
Number Screened In:	4	
Number Screened Out:	0	
Number Substantiated:	0	
Number Unsubstantiated:	0	
Number Active CPS Investigations:	4	



Performance-Based Placement Measures RBWO Provider GA+SCORECARD - ILP/TLP

Report Quarter: Q2 FY2016

Provider/Program Name: CHRIS 180 Inc. - Summit Trail Boys ILP (4675) - CCI

2045 Graham Circle SE Building E, Atlanta, GA 30316-2933

Phone: 404-281-3845

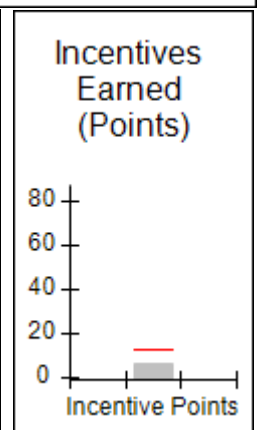
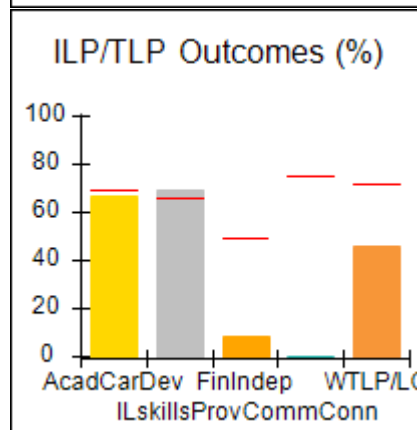
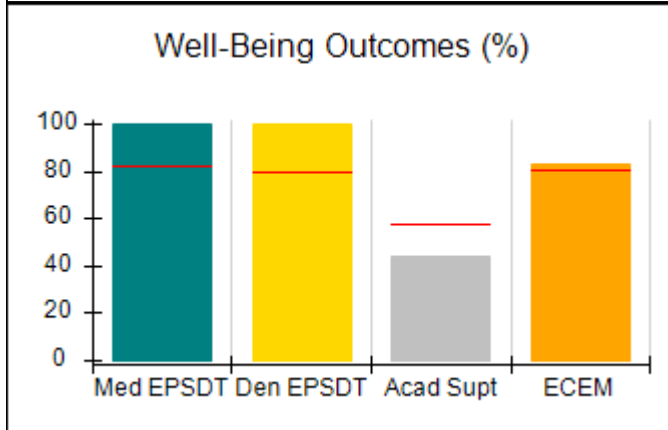
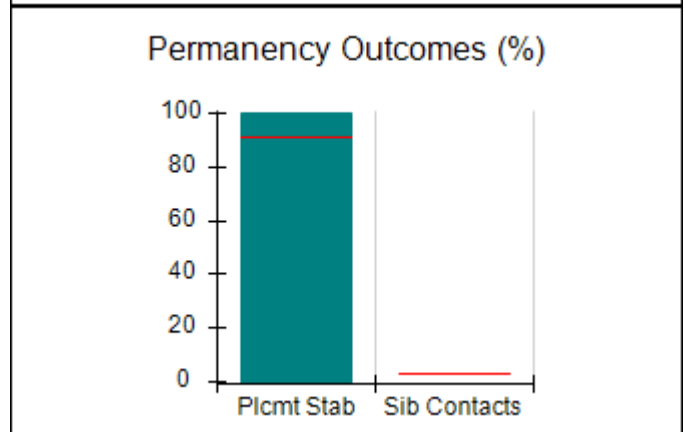
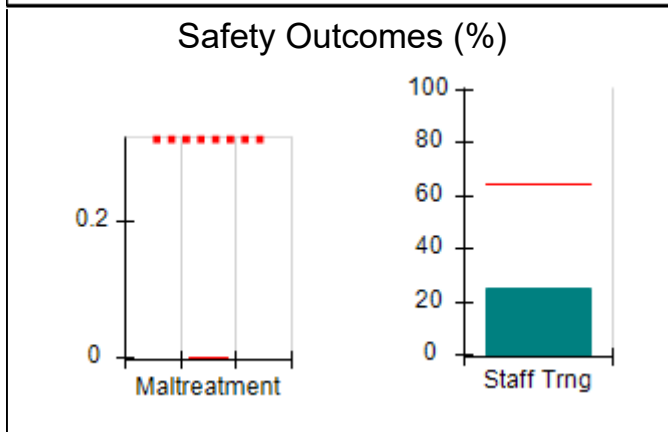
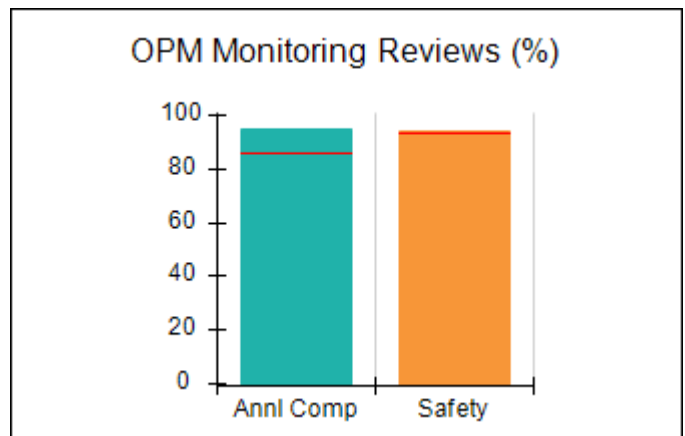
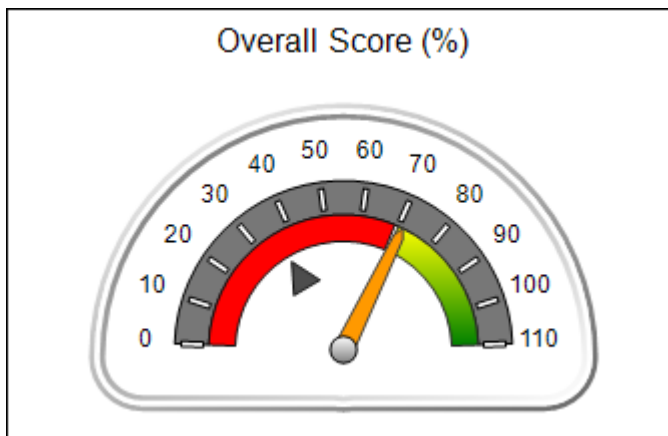
Vendor ID# 35283

	Quarterly Scores (Grades)		Current Quarter Score (Grade)
	Q1: 83.09 (B-)	Q2: 71.25 (C-)	71.25% (C-)
	Q3: 63.56 (D-)	Q4: 58.19 (F)	
Program Census Information:	# Children in Care During Quarter: 6	# Placements During Quarter: 6	# Children in Care On Last Day: 4

Quarterly Provider Comparisons to All ILP/TLPs

■■■■■■■■ indicates MalTx Threshold

▼ ————— indicates average for all ILP/TLPs





**Performance-Based Placement Measures
RBWO Provider GA+SCORECARD - ILP/TLP**

Report Quarter: Q2 FY2016

Provider/Program Name: CHRIS 180 Inc. - Summit Trail Boys ILP (4675) - CCI				
2045 Graham Circle SE Building E, Atlanta, GA 30316-2933		Quarterly Scores (Grades)		Current Quarter Score (Grade)
Phone: 404-281-3845		Q1: 83.09 (B-)	Q2: 71.25 (C-)	71.25% (C-)
Vendor ID# 35283		Q3: 63.56 (D-)	Q4: 58.19 (F)	
Program Census Information:		# Children in Care During Quarter: 6	# Placements During Quarter: 6	# Children in Care On Last Day: 4
	Avg Performance All ILP/TLPs (%)	Provider Performance (%)*	Possible Points (Weight)	Provider Points Earned
OPM Monitoring Reviews				
Annual Comprehensive Reviews	86%	95%	15	14.20
Safety Reviews	94%	95%	5	4.73
Monitoring Sub-Total			20	18.93
ILP/TLP Safety Outcomes				
Incidence of Maltreatment	0.00%	Not Eligible		
Staff Training	65%	25%	8	2.00
Safety Sub-Total			8	2.00
ILP/TLP Permanency Outcomes				
Placement Stability	92%	100%	6	6.00
Sibling Contacts	3%	None Planned		
Permanency Sub-Total			6	6.00
ILP/TLP Well-Being Outcomes				
EPSDT Medical Visits	82%	100%	4	4.00
EPSDT Dental Visits	79%	100%	4	4.00
Academic Supports	58%	44%	3	1.32
Provider ECEM Visits	81%	83%	5	4.15
Well-Being Sub-Total			16	13.47
ILP/TLP Specialty Outcomes				
Academic/Career Development	69%	67%	10	6.70
Ind Living Skills Provision	66%	69%	15	10.35
Financial Independence	49%	8%	5	0.40
Community Connections	75%	0%	5	0.00
WTLP/Life Coach	71%	46%	15	6.90
Specialty Sub-Total			50	24.35
*Performance calculation descriptions can be found in the FY 2016 RBWO PBP Measurements and Standards Guide.				

Monitoring & Outcomes: Possible Points = 100	Points Earned = 64.75
Score Before Incentives Credit	
64.75%	



Performance-Based Placement Measures

RBWO Provider GA+SCORECARD - ILP/TLP

Report Quarter: Q2 FY2016

Incentives Awarded	06.50 pts
PBP Verification	N/A pts
Total Score	71.25%

Provider/Program Name: CHRIS 180 Inc. - Summit Trail Boys ILP (4675) - CCI

Program Census Information:		# Children in Care During Quarter: 6	# Placements During Quarter: 6	# Children in Care On Last Day: 4
ILP/TLP Incentive Credits	Avg Performance All ILP/TLPs (Points)	Provider Performance (%)*	Possible Points (Weight)	Provider Points Earned
No DJJ or DOC Involvement		67%	5	3.35
Extended Foster Care Services		Not Eligible	5	
Positive Permanency Connections		0%	5	0.00
High School Graduation/College Participation/Professional Certification		0%	20	0.00
Part-Time Employment with Medical Benefits		0%	20	0.00
Living Arrangements at Discharge		0%	20	0.00
Additional Academic Supports		0%	2	0.00
Additional IL Skills Provision		23%	5	1.15
Active Agency Accreditation		50%	4	2.00
Staff Clinical Licensure		0%	5	0.00
Incentives Total	12.26		91	6.50

*Performance calculation descriptions can be found in the FY 2016 RBWO PBP Measurements and Standards Guide.

Child Protective Services Investigations and Dispositions

The following investigations data, which is not used for scoring but is considered significant to a provider's performance, is from Georgia SHINES and is not considered final or complete until the end of the fiscal year.

Total Reports:	0	
Number Screened In:	0	
Number Screened Out:	0	
Number Substantiated:	0	
Number Unsubstantiated:	0	
Number Active CPS Investigations:	0	



Performance-Based Placement Measures RBWO Provider GA+SCORECARD - ILP/TLP

Report Quarter: Q2 FY2016

Provider/Program Name: CHRIS 180 Inc. - Summit Trail Girls ILP (4674) - CCI

2045 Graham Circle SE Building E, Atlanta, GA 30316-2933

Phone: 404-281-3845

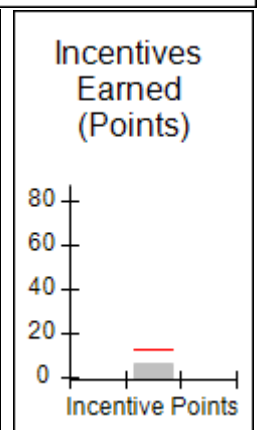
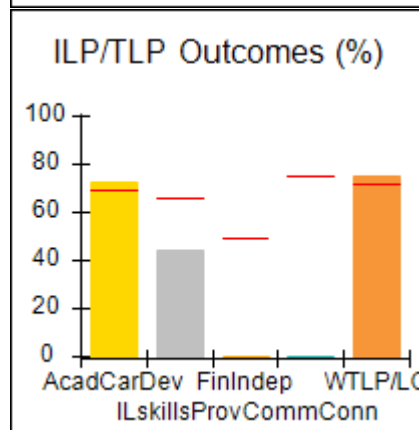
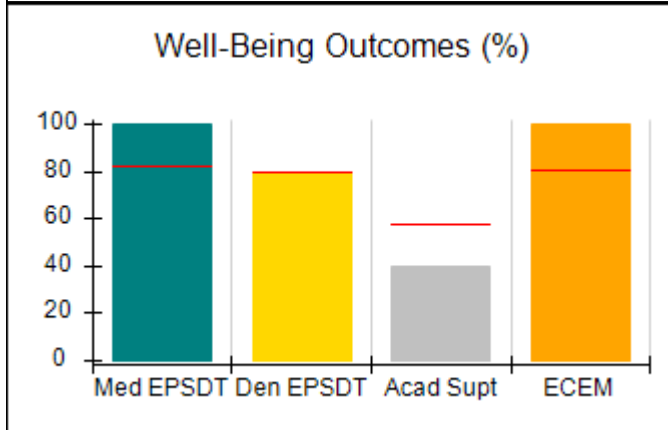
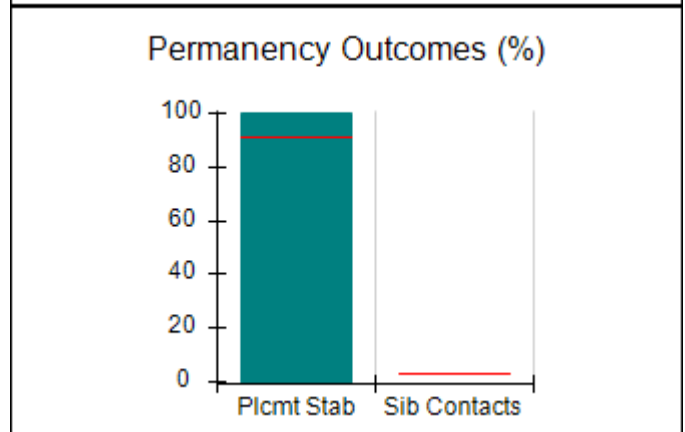
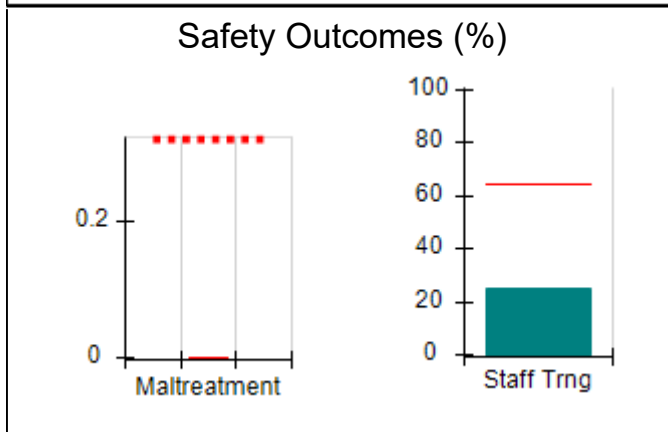
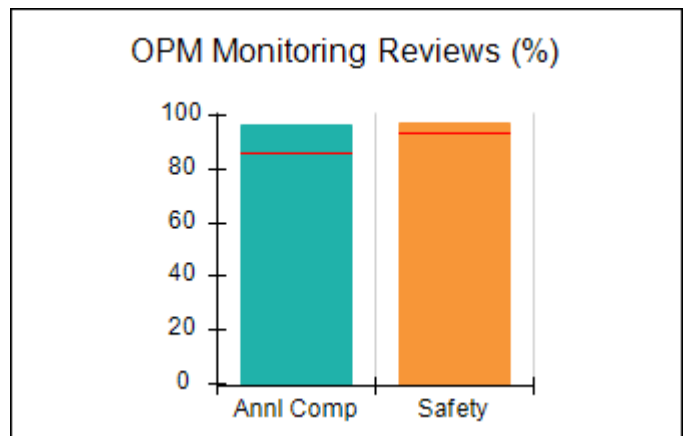
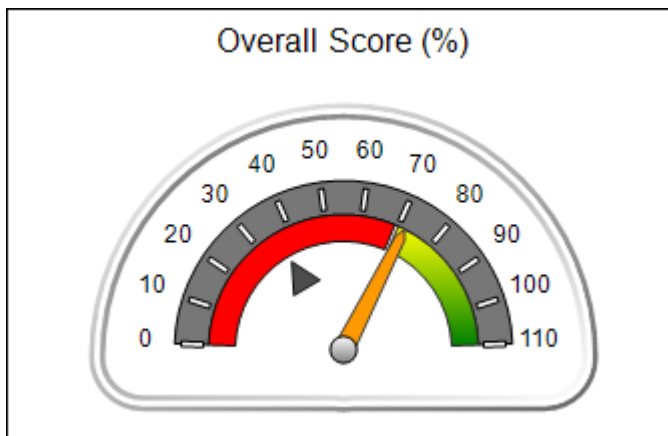
Vendor ID# 35279

Quarterly Scores (Grades)		Current Quarter Score (Grade)
Q1: 74.62 (C)	Q2: 71.85 (C-)	71.85% (C-)
Q3: 75.55 (C)	Q4: 74.50 (C)	
Program Census Information:		# Children in Care During Quarter: 6
		# Placements During Quarter: 6
		# Children in Care On Last Day: 6

Quarterly Provider Comparisons to All ILP/TLPs

■■■■■■■■ indicates MalTx Threshold

▼ ————— indicates average for all ILP/TLPs





**Performance-Based Placement Measures
RBWO Provider GA+SCORECARD - ILP/TLP**

Report Quarter: Q2 FY2016

Provider/Program Name: CHRIS 180 Inc. - Summit Trail Girls ILP (4674) - CCI				
2045 Graham Circle SE Building E, Atlanta, GA 30316-2933		Quarterly Scores (Grades)		Current Quarter Score (Grade)
Phone: 404-281-3845		Q1: 74.62 (C)	Q2: 71.85 (C-)	71.85%
Vendor ID# 35279		Q3: 75.55 (C)	Q4: 74.50 (C)	(C-)
Program Census Information:		# Children in Care During Quarter: 6	# Placements During Quarter: 6	# Children in Care On Last Day: 6
	Avg Performance All ILP/TLPs (%)	Provider Performance (%)*	Possible Points (Weight)	Provider Points Earned
OPM Monitoring Reviews				
Annual Comprehensive Reviews	86%	96%	15	14.45
Safety Reviews	94%	97%	5	4.85
Monitoring Sub-Total			20	19.30
ILP/TLP Safety Outcomes				
Incidence of Maltreatment	0.00%	Not Eligible		
Staff Training	65%	25%	8	2.00
Safety Sub-Total			8	2.00
ILP/TLP Permanency Outcomes				
Placement Stability	92%	100%	6	6.00
Sibling Contacts	3%	None Planned		
Permanency Sub-Total			6	6.00
ILP/TLP Well-Being Outcomes				
EPSDT Medical Visits	82%	100%	4	4.00
EPSDT Dental Visits	79%	80%	4	3.20
Academic Supports	58%	40%	3	1.20
Provider ECEM Visits	81%	100%	5	5.00
Well-Being Sub-Total			16	13.40
ILP/TLP Specialty Outcomes				
Academic/Career Development	69%	73%	10	7.30
Ind Living Skills Provision	66%	44%	15	6.60
Financial Independence	49%	0%	5	0.00
Community Connections	75%	0%	5	0.00
WTLP/Life Coach	71%	75%	15	11.25
Specialty Sub-Total			50	25.15
*Performance calculation descriptions can be found in the FY 2016 RBWO PBP Measurements and Standards Guide.				

Monitoring & Outcomes: Possible Points = 100	Points Earned = 65.85
Score Before Incentives Credit	
65.85%	



Performance-Based Placement Measures

RBWO Provider GA+SCORECARD - ILP/TLP

Report Quarter: Q2 FY2016

Incentives Awarded	06.00 pts
PBP Verification	N/A pts
Total Score	71.85%

Provider/Program Name: CHRIS 180 Inc. - Summit Trail Girls ILP (4674) - CCI

Program Census Information:		# Children in Care During Quarter: 6	# Placements During Quarter: 6	# Children in Care On Last Day: 6
ILP/TLP Incentive Credits	Avg Performance All ILP/TLPs (Points)	Provider Performance (%)*	Possible Points (Weight)	Provider Points Earned
No DJJ or DOC Involvement		67%	5	3.35
Extended Foster Care Services		Not Eligible	5	
Positive Permanency Connections		0%	5	0.00
High School Graduation/College Participation/Professional Certification		0%	20	0.00
Part-Time Employment with Medical Benefits		Not Eligible	20	
Living Arrangements at Discharge		Not Eligible	20	
Additional Academic Supports		0%	2	0.00
Additional IL Skills Provision		13%	5	0.65
Active Agency Accreditation		50%	4	2.00
Staff Clinical Licensure		0%	5	0.00
Incentives Total	12.26		91	6.00

*Performance calculation descriptions can be found in the FY 2016 RBWO PBP Measurements and Standards Guide.

Child Protective Services Investigations and Dispositions

The following investigations data, which is not used for scoring but is considered significant to a provider's performance, is from Georgia SHINES and is not considered final or complete until the end of the fiscal year.

Total Reports:	0	
Number Screened In:	0	
Number Screened Out:	0	
Number Substantiated:	0	
Number Unsubstantiated:	0	
Number Active CPS Investigations:	0	



Performance-Based Placement Measures RBWO Provider GA+SCORECARD - ILP/TLP

Report Quarter: Q2 FY2016

Provider/Program Name: Devereux GA Treatment Network - Project Plus (4429) - CCI

1283 Kennestone Circle, Marietta, GA 30066

Phone: 770-795-9465

Vendor ID# 35306

Quarterly Scores (Grades)

Q1: 78.39 (C+)

Q2: 92.50 (A-)

Q3: 91.40 (A-)

Q4: 103.77 (A+)

Current Quarter Score
(Grade)

92.50%

(A-)

Program Census Information:

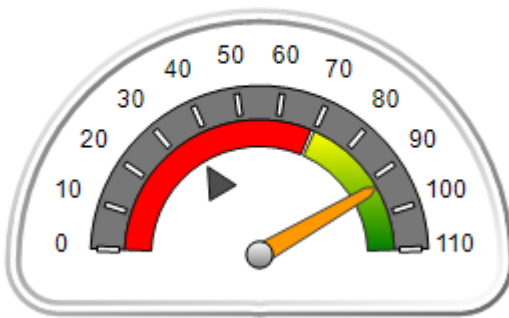
Children in Care During
Quarter: 8# Placements During
Quarter: 8# Children in Care On Last
Day: 5

Quarterly Provider Comparisons to All ILP/TLPs

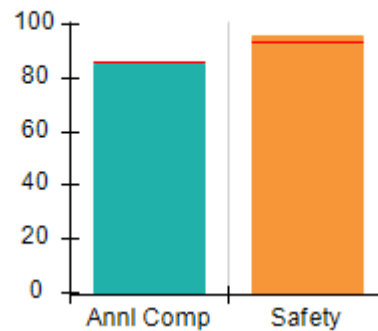
■■■■■■■■ indicates MalTx Threshold

▼ — indicates average for all ILP/TLPs

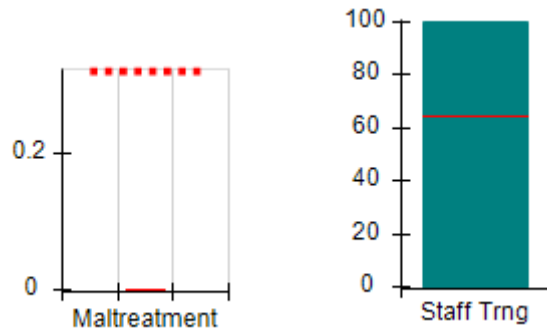
Overall Score (%)



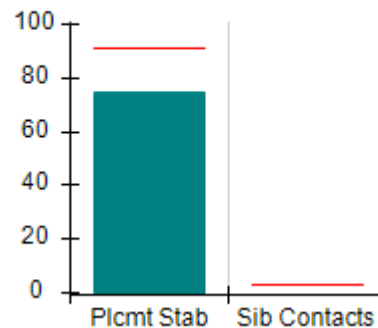
OPM Monitoring Reviews (%)



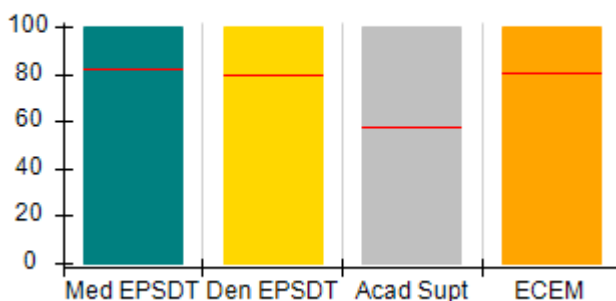
Safety Outcomes (%)



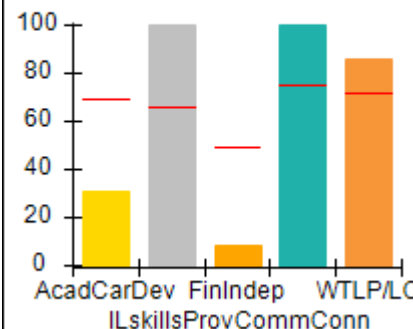
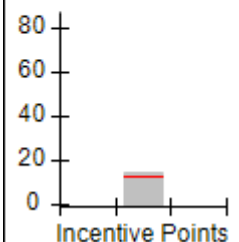
Permanency Outcomes (%)



Well-Being Outcomes (%)



ILP/TLP Outcomes (%)

Incentives
Earned
(Points)



Performance-Based Placement Measures

RBWO Provider GA+SCORECARD - ILP/TLP

Report Quarter: Q2 FY2016

Provider/Program Name: Devereux GA Treatment Network - Project Plus (4429) - CCI				
1283 Kennestone Circle, Marietta, GA 30066 Phone: 770-795-9465 Vendor ID# 35306		Quarterly Scores (Grades)		Current Quarter Score (Grade)
		Q1: 78.39 (C+)	Q2: 92.50 (A-)	92.50% (A-)
		Q3: 91.40 (A-)	Q4: 103.77 (A+)	
Program Census Information:		# Children in Care During Quarter: 8	# Placements During Quarter: 8	# Children in Care On Last Day: 5
	Avg Performance All ILP/TLPs (%)	Provider Performance (%)*	Possible Points (Weight)	Provider Points Earned
OPM Monitoring Reviews				
Annual Comprehensive Reviews	86%	85%	15	12.80
Safety Reviews	94%	96%	5	4.81
Monitoring Sub-Total			20	17.60
ILP/TLP Safety Outcomes				
Incidence of Maltreatment	0.00%	No Substantiated Reports	3	3.00
Staff Training	65%	100%	5	5.00
Safety Sub-Total			8	8.00
ILP/TLP Permanency Outcomes				
Placement Stability	92%	75%	6	4.50
Sibling Contacts	3%	None Planned		
Permanency Sub-Total			6	4.50
ILP/TLP Well-Being Outcomes				
EPSDT Medical Visits	82%	100%	4	4.00
EPSDT Dental Visits	79%	100%	4	4.00
Academic Supports	58%	100%	3	3.00
Provider ECEM Visits	81%	100%	5	5.00
Well-Being Sub-Total			16	16.00
ILP/TLP Specialty Outcomes				
Academic/Career Development	69%	31%	10	3.10
Ind Living Skills Provision	66%	100%	15	15.00
Financial Independence	49%	8%	5	0.40
Community Connections	75%	100%	5	5.00
WTLP/Life Coach	71%	86%	15	12.90
Specialty Sub-Total			50	36.40
*Performance calculation descriptions can be found in the FY 2016 RBWO PBP Measurements and Standards Guide.				

Monitoring & Outcomes: Possible Points = 100

Points Earned = 82.50

Score Before Incentives Credit

82.50%



Performance-Based Placement Measures

RBWO Provider GA+SCORECARD - ILP/TLP

Report Quarter: Q2 FY2016

Incentives Awarded	10.00 pts
PBP Verification	N/A pts
Total Score	92.50%

Provider/Program Name: Devereux GA Treatment Network - Project Plus (4429) - CCI

Program Census Information:		# Children in Care During Quarter: 8	# Placements During Quarter: 8	# Children in Care On Last Day: 5
ILP/TLP Incentive Credits	Avg Performance All ILP/TLPs (Points)	Provider Performance (%)*	Possible Points (Weight)	Provider Points Earned
No DJJ or DOC Involvement		31%	5	1.55
Extended Foster Care Services		100%	5	5.00
Positive Permanency Connections		0%	5	0.00
High School Graduation/College Participation/Professional Certification		17%	20	3.40
Part-Time Employment with Medical Benefits		0%	20	0.00
Living Arrangements at Discharge		0%	20	0.00
Additional Academic Supports		20%	2	0.40
Additional IL Skills Provision		43%	5	2.15
Active Agency Accreditation		50%	4	2.00
Staff Clinical Licensure		0%	5	0.00
Incentives Total	12.26		91	14.50

*Performance calculation descriptions can be found in the FY 2016 RBWO PBP Measurements and Standards Guide.

Child Protective Services Investigations and Dispositions

The following investigations data, which is not used for scoring but is considered significant to a provider's performance, is from Georgia SHINES and is not considered final or complete until the end of the fiscal year.

Total Reports:	0	
Number Screened In:	0	
Number Screened Out:	0	
Number Substantiated:	0	
Number Unsubstantiated:	0	
Number Active CPS Investigations:	0	



Performance-Based Placement Measures RBWO Provider GA+SCORECARD - ILP/TLP

Report Quarter: Q2 FY2016

Provider/Program Name: Elks Aidmore Children's Center - Transitional Living Program (629) - CCI

2394 Morrison Rd., Conyers, GA 30094

Phone: 770-483-3535

Vendor ID# 53063

Quarterly Scores (Grades)

Q1: 82.72 (B-)

Q2: 88.22 (B+)

Q3: 97.89 (A+)

Q4: 101.79 (A+)

Current Quarter Score (Grade)

88.22%

(B+)

Program Census Information:

Children in Care During Quarter: 15

Placements During Quarter: 15

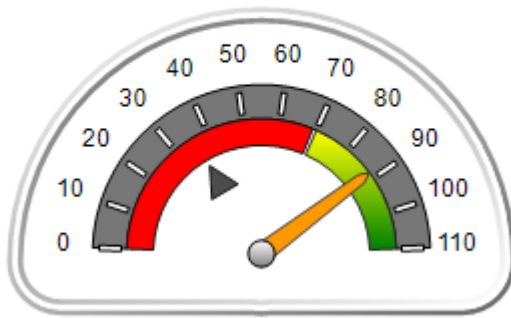
Children in Care On Last Day: 11

Quarterly Provider Comparisons to All ILP/TLPs

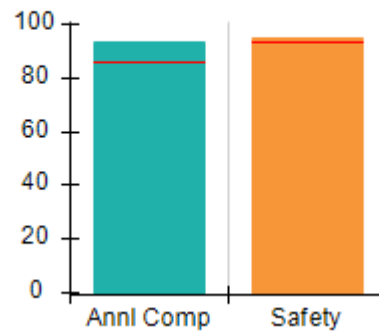
■■■■■■■■ indicates MalTx Threshold

▼ indicates average for all ILP/TLPs

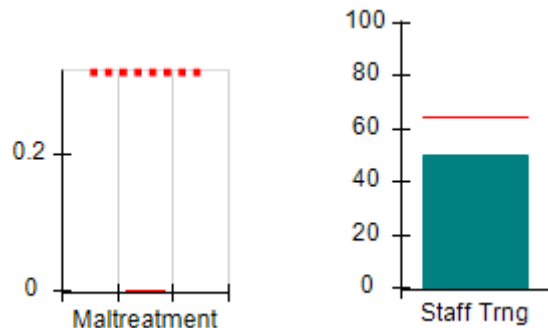
Overall Score (%)



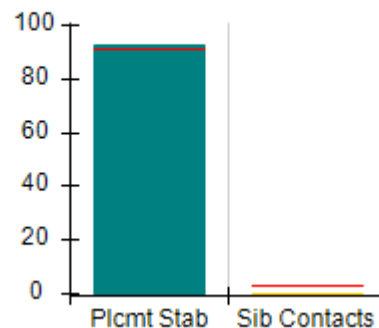
OPM Monitoring Reviews (%)



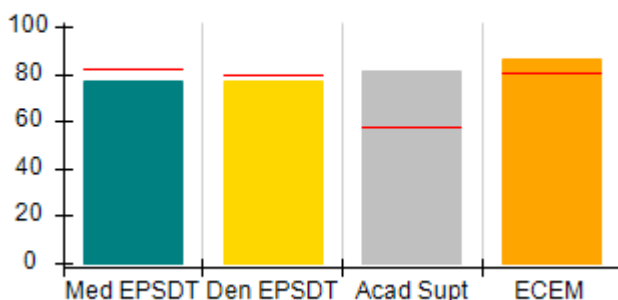
Safety Outcomes (%)



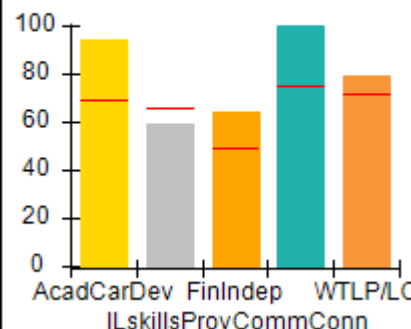
Permanency Outcomes (%)



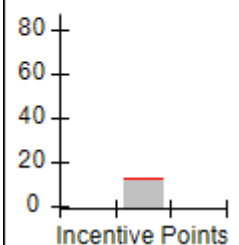
Well-Being Outcomes (%)



ILP/TLP Outcomes (%)



Incentives Earned (Points)





Performance-Based Placement Measures RBWO Provider GA+SCORECARD - ILP/TLP

Report Quarter: Q2 FY2016

Provider/Program Name: Elks Aidmore Children's Center - Transitional Living Program (629) - CCI				
2394 Morrison Rd., Conyers, GA 30094		Quarterly Scores (Grades)		Current Quarter Score (Grade)
Phone: 770-483-3535		Q1: 82.72 (B-)	Q2: 88.22 (B+)	88.22% (B+)
Vendor ID# 53063		Q3: 97.89 (A+)	Q4: 101.79 (A+)	
Program Census Information:		# Children in Care During Quarter: 15	# Placements During Quarter: 15	# Children in Care On Last Day: 11
	Avg Performance All ILP/TLPs (%)	Provider Performance (%)*	Possible Points (Weight)	Provider Points Earned
OPM Monitoring Reviews				
Annual Comprehensive Reviews	86%	93%	15	14.00
Safety Reviews	94%	95%	5	4.74
Monitoring Sub-Total			20	18.74
ILP/TLP Safety Outcomes				
Incidence of Maltreatment	0.00%	No Substantiated Reports	3	3.00
Staff Training	65%	50%	5	2.50
Safety Sub-Total			8	5.50
ILP/TLP Permanency Outcomes				
Placement Stability	92%	93%	3	2.79
Sibling Contacts	3%	0%	3	0.00
Permanency Sub-Total			6	2.79
ILP/TLP Well-Being Outcomes				
EPSDT Medical Visits	82%	77%	4	3.08
EPSDT Dental Visits	79%	77%	4	3.08
Academic Supports	58%	81%	3	2.43
Provider ECEM Visits	81%	86%	5	4.30
Well-Being Sub-Total			16	12.89
ILP/TLP Specialty Outcomes				
Academic/Career Development	69%	94%	10	9.40
Ind Living Skills Provision	66%	59%	15	8.85
Financial Independence	49%	64%	5	3.20
Community Connections	75%	100%	5	5.00
WTLP/Life Coach	71%	79%	15	11.85
Specialty Sub-Total			50	38.30
*Performance calculation descriptions can be found in the FY 2016 RBWO PBP Measurements and Standards Guide.				

Monitoring & Outcomes: Possible Points = 100

Points Earned = 78.22

Score Before Incentives Credit

78.22%



Performance-Based Placement Measures RBWO Provider GA+SCORECARD - ILP/TLP

Report Quarter: Q2 FY2016

Incentives Awarded	10.00 pts
PBP Verification	N/A pts
Total Score	88.22%

Provider/Program Name: Elks Aidmore Children's Center - Transitional Living Program (629) - CCI

Program Census Information:		# Children in Care During Quarter: 15	# Placements During Quarter: 15	# Children in Care On Last Day: 11
ILP/TLP Incentive Credits	Avg Performance All ILP/TLPs (Points)	Provider Performance (%)*	Possible Points (Weight)	Provider Points Earned
No DJJ or DOC Involvement		88%	5	4.40
Extended Foster Care Services		Not Eligible	5	
Positive Permanency Connections		0%	5	0.00
High School Graduation/College Participation/Professional Certification		8%	20	1.60
Part-Time Employment with Medical Benefits		0%	20	0.00
Living Arrangements at Discharge		0%	20	0.00
Additional Academic Supports		54%	2	1.08
Additional IL Skills Provision		59%	5	2.95
Active Agency Accreditation		50%	4	2.00
Staff Clinical Licensure		0%	5	0.00
Incentives Total	12.26		91	12.03

*Performance calculation descriptions can be found in the FY 2016 RBWO PBP Measurements and Standards Guide.

Child Protective Services Investigations and Dispositions

The following investigations data, which is not used for scoring but is considered significant to a provider's performance, is from Georgia SHINES and is not considered final or complete until the end of the fiscal year.

Total Reports:	0	
Number Screened In:	0	
Number Screened Out:	0	
Number Substantiated:	0	
Number Unsubstantiated:	0	
Number Active CPS Investigations:	0	



Performance-Based Placement Measures RBWO Provider GA+SCORECARD - ILP/TLP

Report Quarter: Q2 FY2016

Provider/Program Name: Embracing Communities, Inc. - ILP (5198) - CCI

4292 Memorial Drive Suite C, Decatur, GA 30032

Phone: 678-435-5769

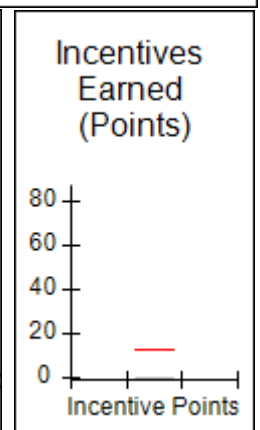
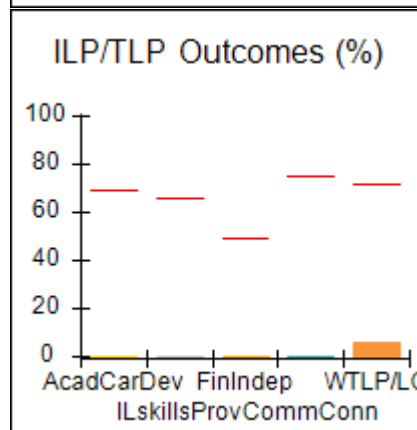
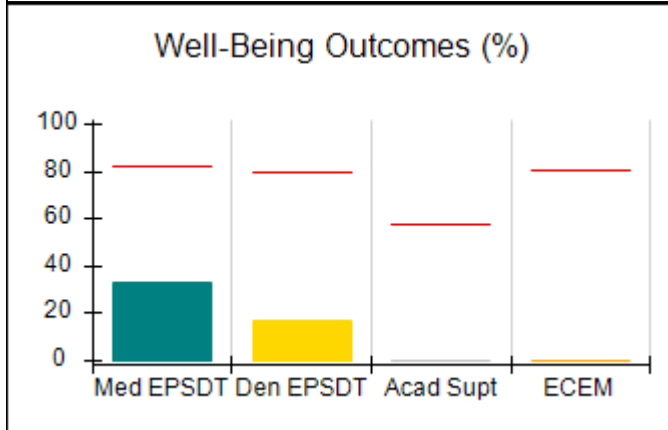
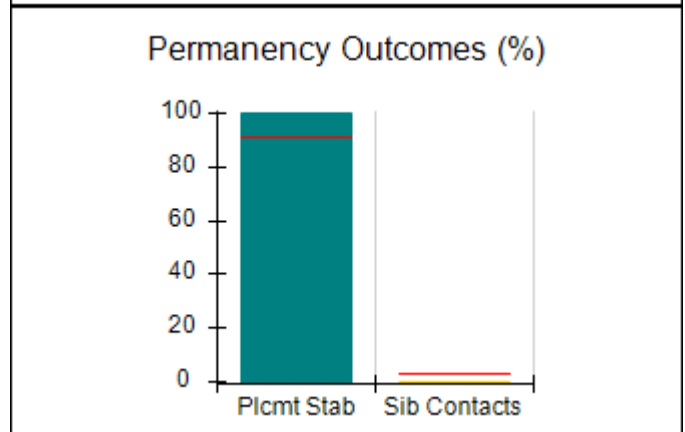
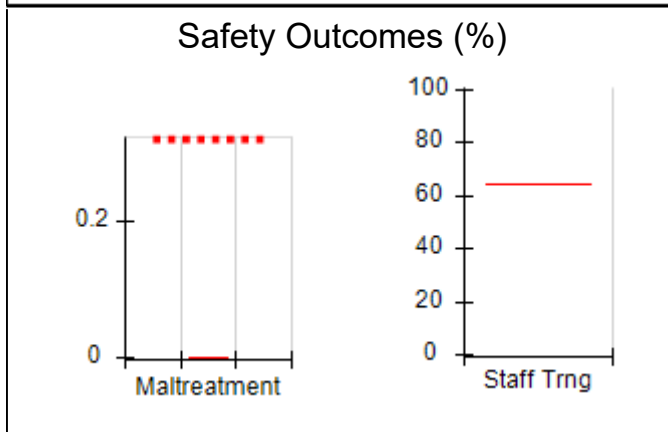
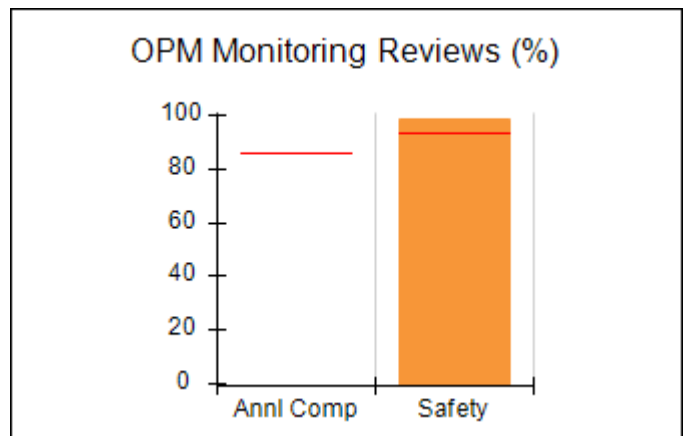
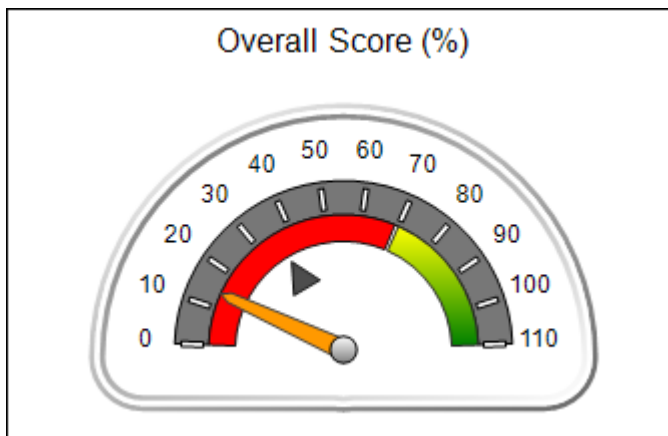
Vendor ID# 126185

Quarterly Scores (Grades)		Current Quarter Score (Grade)
Q1: 28.53 (F)	Q2: 14.06 (F)	14.06% (F)
Q3: 20.32 (F)	Q4: 32.88 (F)	
Program Census Information:		# Children in Care During Quarter: 6
		# Placements During Quarter: 6
		# Children in Care On Last Day: 6

Quarterly Provider Comparisons to All ILP/TLPs

■■■■■■■■ indicates MalTx Threshold

▼ ————— indicates average for all ILP/TLPs





Performance-Based Placement Measures RBWO Provider GA+SCORECARD - ILP/TLP

Report Quarter: Q2 FY2016

Provider/Program Name: Embracing Communities, Inc. - ILP (5198) - CCI

4292 Memorial Drive Suite C, Decatur, GA 30032 Phone: 678-435-5769 Vendor ID# 126185		Quarterly Scores (Grades)		Current Quarter Score (Grade)
		Q1: 28.53 (F)	Q2: 14.06 (F)	14.06%
		Q3: 20.32 (F)	Q4: 32.88 (F)	(F)
Program Census Information:		# Children in Care During Quarter: 6	# Placements During Quarter: 6	# Children in Care On Last Day: 6
	Avg Performance All ILP/TLPs (%)	Provider Performance (%)*	Possible Points (Weight)	Provider Points Earned
OPM Monitoring Reviews				
Annual Comprehensive Reviews	86%	Not Yet Conducted		
Safety Reviews	94%	99%	5	4.93
Monitoring Sub-Total			5	4.93
ILP/TLP Safety Outcomes				
Incidence of Maltreatment	0.00%	Not Eligible		
Staff Training	65%	Not Eligible		
Safety Sub-Total			N/A	
ILP/TLP Permanency Outcomes				
Placement Stability	92%	100%	3	3.00
Sibling Contacts	3%	0%	3	0.00
Permanency Sub-Total			6	3.00
ILP/TLP Well-Being Outcomes				
EPSDT Medical Visits	82%	33%	4	1.32
EPSDT Dental Visits	79%	17%	4	0.68
Academic Supports	58%	0%	3	0.00
Provider ECEM Visits	81%	0%	5	0.00
Well-Being Sub-Total			16	2.00
ILP/TLP Specialty Outcomes				
Academic/Career Development	69%	0%	10	0.00
Ind Living Skills Provision	66%	0%	15	0.00
Financial Independence	49%	0%	5	0.00
Community Connections	75%	0%	5	0.00
WTLP/Life Coach	71%	6%	15	0.90
Specialty Sub-Total			50	0.90
*Performance calculation descriptions can be found in the FY 2016 RBWO PBP Measurements and Standards Guide.				

Monitoring & Outcomes: Possible Points = 77	Points Earned = 10.83
Score Before Incentives Credit	14.06%
Incentives Awarded	00.00 pts



DHS, DFCS, Office of Provider Management
Performance-Based Placement Measures
RBWO Provider GA+SCORECARD - ILP/TLP
Report Quarter: Q2 FY2016



PBP Verification	N/A pts
Total Score	14.06%

Provider/Program Name: Embracing Communities, Inc. - ILP (5198) - CCI				
Program Census Information:		# Children in Care During Quarter: 6	# Placements During Quarter: 6	# Children in Care On Last Day: 6
ILP/TLP Incentive Credits	Avg Performance All ILP/TLPs (Points)	Provider Performance (%)*	Possible Points (Weight)	Provider Points Earned
No DJJ or DOC Involvement		0%	5	0.00
Extended Foster Care Services		Not Eligible	5	
Positive Permanency Connections		0%	5	0.00
High School Graduation/College Participation/Professional Certification		0%	20	0.00
Part-Time Employment with Medical Benefits		Not Eligible	20	
Living Arrangements at Discharge		Not Eligible	20	
Additional Academic Supports		0%	2	0.00
Additional IL Skills Provision		0%	5	0.00
Active Agency Accreditation		0%	4	0.00
Staff Clinical Licensure		0%	5	0.00
Incentives Total	12.26		91	0.00
*Performance calculation descriptions can be found in the FY 2016 RBWO PBP Measurements and Standards Guide.				

Child Protective Services Investigations and Dispositions		
The following investigations data, which is not used for scoring but is considered significant to a provider's performance, is from Georgia SHINES and is not considered final or complete until the end of the fiscal year.		
Total Reports:	0	
Number Screened In:	0	
Number Screened Out:	0	
Number Substantiated:	0	
Number Unsubstantiated:	0	
Number Active CPS Investigations:	0	



Performance-Based Placement Measures RBWO Provider GA+SCORECARD - ILP/TLP

Report Quarter: Q2 FY2016

Provider/Program Name: ENA, Inc., dba NECCO (formerly GA SAFE) - Albany ILP (5171) - CCI

2231 Dawson Road, Albany, GA 31707

Phone: 229-299-5095

Vendor ID# 119959

Quarterly Scores (Grades)

Q1: 106.38 (A+)

Q2: 103.22 (A+)

Q3: 84.82 (B)

Q4: 100.19 (A+)

Current Quarter Score (Grade)

**103.22%
(A+)**

Program Census Information:

Children in Care During Quarter: 9

Placements During Quarter: 9

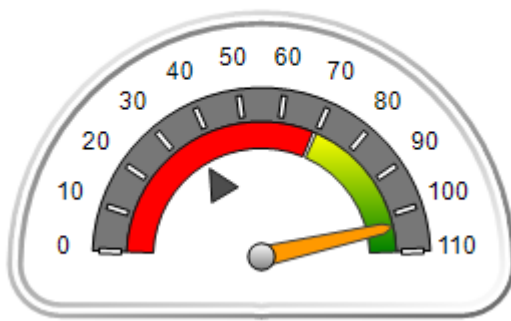
Children in Care On Last Day: 9

Quarterly Provider Comparisons to All ILP/TLPs

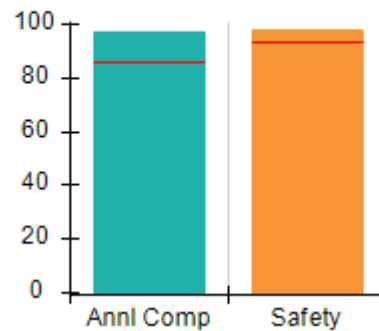
■■■■■■■■ indicates MalTx Threshold

▼ indicates average for all ILP/TLPs

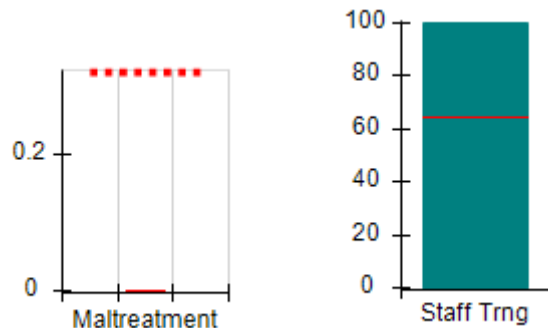
Overall Score (%)



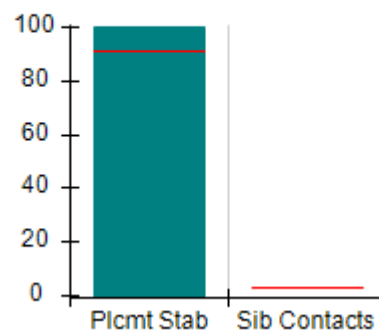
OPM Monitoring Reviews (%)



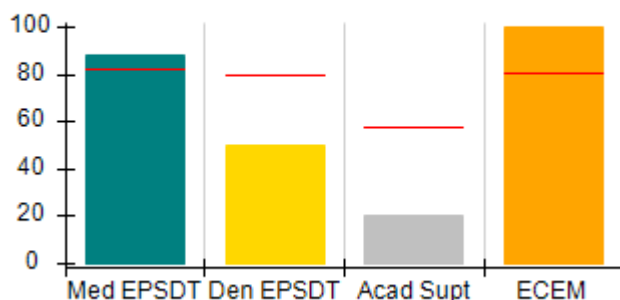
Safety Outcomes (%)



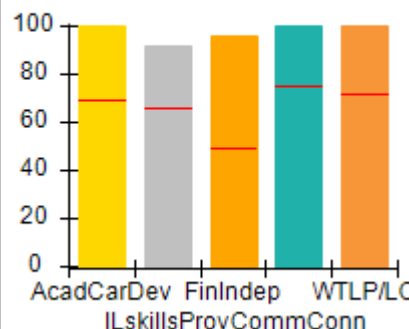
Permanency Outcomes (%)



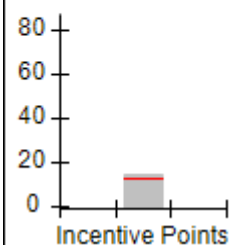
Well-Being Outcomes (%)



ILP/TLP Outcomes (%)



Incentives Earned (Points)





Performance-Based Placement Measures

RBWO Provider GA+SCORECARD - ILP/TLP

Report Quarter: Q2 FY2016

Provider/Program Name: ENA, Inc., dba NECCO (formerly GA SAFE) - Albany ILP (5171) - CCI

2231 Dawson Road, Albany, GA 31707 Phone: 229-299-5095 Vendor ID# 119959	Quarterly Scores (Grades)		Current Quarter Score (Grade)
	Q1: 106.38 (A+)	Q2: 103.22 (A+)	103.22% (A+)
	Q3: 84.82 (B)	Q4: 100.19 (A+)	

Program Census Information:	# Children in Care During Quarter: 9	# Placements During Quarter: 9	# Children in Care On Last Day: 9
-----------------------------	--------------------------------------	--------------------------------	-----------------------------------

	Avg Performance All ILP/TLPs (%)	Provider Performance (%)*	Possible Points (Weight)	Provider Points Earned
--	---	----------------------------------	---------------------------------	-------------------------------

OPM Monitoring Reviews

Annual Comprehensive Reviews	86%	97%	15	14.60
Safety Reviews	94%	98%	5	4.90
Monitoring Sub-Total			20	19.50

ILP/TLP Safety Outcomes

Incidence of Maltreatment	0.00%	Not Eligible		
Staff Training	65%	100%	8	8.00
Safety Sub-Total			8	8.00

ILP/TLP Permanency Outcomes

Placement Stability	92%	100%	6	6.00
Sibling Contacts	3%	None Planned		
Permanency Sub-Total			6	6.00

ILP/TLP Well-Being Outcomes

EPSDT Medical Visits	82%	88%	4	3.52
EPSDT Dental Visits	79%	50%	4	2.00
Academic Supports	58%	20%	3	0.60
Provider ECEM Visits	81%	100%	5	5.00
Well-Being Sub-Total			16	11.12

ILP/TLP Specialty Outcomes

Academic/Career Development	69%	100%	10	10.00
Ind Living Skills Provision	66%	92%	15	13.80
Financial Independence	49%	96%	5	4.80
Community Connections	75%	100%	5	5.00
WTLP/Life Coach	71%	100%	15	15.00
Specialty Sub-Total			50	48.60

*Performance calculation descriptions can be found in the FY 2016 RBWO PBP Measurements and Standards Guide.

Monitoring & Outcomes: Possible Points = 100	Points Earned = 93.22
Score Before Incentives Credit	93.22%
Incentives Awarded	10.00 pts



DHS, DFCS, Office of Provider Management
Performance-Based Placement Measures
RBWO Provider GA+SCORECARD - ILP/TLP
Report Quarter: Q2 FY2016



PBP Verification	N/A pts
Total Score	103.22%

Provider/Program Name: ENA, Inc., dba NECCO (formerly GA SAFE) - Albany ILP (5171) - CCI

Program Census Information:		# Children in Care During Quarter: 9	# Placements During Quarter: 9	# Children in Care On Last Day: 9
ILP/TLP Incentive Credits	Avg Performance All ILP/TLPs (Points)	Provider Performance (%)*	Possible Points (Weight)	Provider Points Earned
No DJJ or DOC Involvement		96%	5	4.80
Extended Foster Care Services		Not Eligible	5	
Positive Permanency Connections		14%	5	0.70
High School Graduation/College Participation/Professional Certification		25%	20	5.00
Part-Time Employment with Medical Benefits		Not Eligible	20	
Living Arrangements at Discharge		Not Eligible	20	
Additional Academic Supports		0%	2	0.00
Additional IL Skills Provision		38%	5	1.90
Active Agency Accreditation		50%	4	2.00
Staff Clinical Licensure		0%	5	0.00
Incentives Total	12.26		91	14.40

*Performance calculation descriptions can be found in the FY 2016 RBWO PBP Measurements and Standards Guide.

Child Protective Services Investigations and Dispositions

The following investigations data, which is not used for scoring but is considered significant to a provider's performance, is from Georgia SHINES and is not considered final or complete until the end of the fiscal year.

Total Reports:	0
Number Screened In:	0
Number Screened Out:	0
Number Substantiated:	0
Number Unsubstantiated:	0
Number Active CPS Investigations:	0



Performance-Based Placement Measures RBWO Provider GA+SCORECARD - ILP/TLP

Report Quarter: Q2 FY2016

Provider/Program Name: ENA, Inc., dba NECCO (formerly GA SAFE) - Jonesboro ILP (5136) - CCI

9556 Tara Blvd., Jonesboro, GA 30236

Phone: 678-610-1933

Vendor ID# 114043

Quarterly Scores (Grades)

Current Quarter Score (Grade)

Q1: 74.41 (C)

Q2: 57.14 (F)

57.14%

Q3: 80.97 (B-)

Q4: 76.49 (C)

(F)

Program Census Information:

Children in Care During Quarter: 29

Placements During Quarter: 29

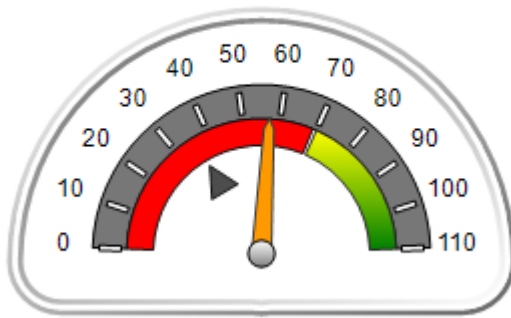
Children in Care On Last Day: 23

Quarterly Provider Comparisons to All ILP/TLPs

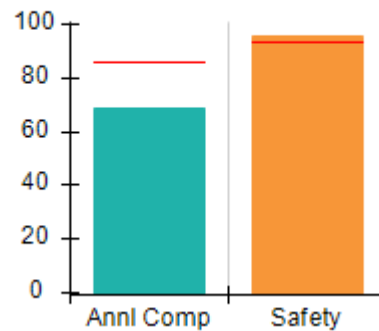
■■■■■■■■ indicates MalTx Threshold

▼ indicates average for all ILP/TLPs

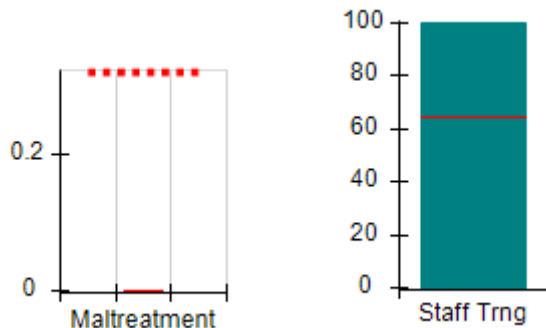
Overall Score (%)



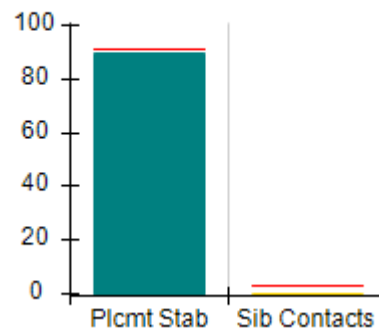
OPM Monitoring Reviews (%)



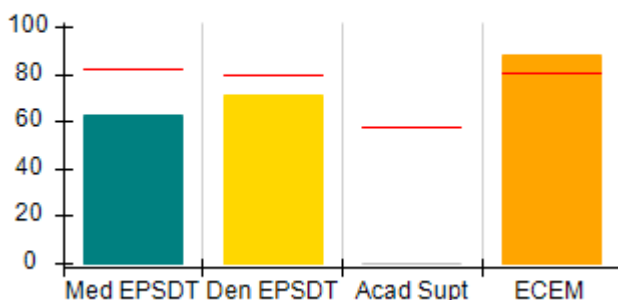
Safety Outcomes (%)



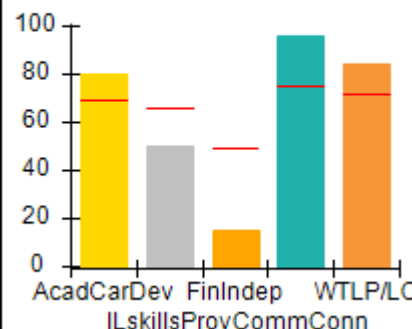
Permanency Outcomes (%)



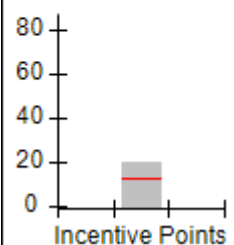
Well-Being Outcomes (%)



ILP/TLP Outcomes (%)



Incentives Earned (Points)





Performance-Based Placement Measures RBWO Provider GA+SCORECARD - ILP/TLP

Report Quarter: Q2 FY2016

Provider/Program Name: ENA, Inc., dba NECCO (formerly GA SAFE) - Jonesboro ILP (5136) - CCI				
9556 Tara Blvd., Jonesboro, GA 30236		Quarterly Scores (Grades)		Current Quarter Score (Grade)
Phone: 678-610-1933		Q1: 74.41 (C)	Q2: 57.14 (F)	57.14%
Vendor ID# 114043		Q3: 80.97 (B-)	Q4: 76.49 (C)	(F)
Program Census Information:		# Children in Care During Quarter: 29	# Placements During Quarter: 29	# Children in Care On Last Day: 23
	Avg Performance All ILP/TLPs (%)	Provider Performance (%)*	Possible Points (Weight)	Provider Points Earned
OPM Monitoring Reviews				
Annual Comprehensive Reviews	86%	69%	15	10.35
Safety Reviews	94%	96%	5	4.78
Monitoring Sub-Total			20	15.13
ILP/TLP Safety Outcomes				
Incidence of Maltreatment	0.00%	Not Eligible		
Staff Training	65%	100%	8	8.00
Safety Sub-Total			8	8.00
ILP/TLP Permanency Outcomes				
Placement Stability	92%	90%	3	2.70
Sibling Contacts	3%	0%	3	0.00
Permanency Sub-Total			6	2.70
ILP/TLP Well-Being Outcomes				
EPSDT Medical Visits	82%	63%	4	2.52
EPSDT Dental Visits	79%	71%	4	2.84
Academic Supports	58%	0%	3	0.00
Provider ECEM Visits	81%	88%	5	4.40
Well-Being Sub-Total			16	9.76
ILP/TLP Specialty Outcomes				
Academic/Career Development	69%	80%	10	8.00
Ind Living Skills Provision	66%	50%	15	7.50
Financial Independence	49%	15%	5	0.75
Community Connections	75%	96%	5	4.80
WTLP/Life Coach	71%	84%	15	12.60
Specialty Sub-Total			50	33.65
*Performance calculation descriptions can be found in the FY 2016 RBWO PBP Measurements and Standards Guide.				

Monitoring & Outcomes: Possible Points = 100	Points Earned = 69.24
Score Before Incentives Credit	69.24%
Incentives Awarded	10.00 pts



DHS, DFCS, Office of Provider Management
Performance-Based Placement Measures
RBWO Provider GA+SCORECARD - ILP/TLP
Report Quarter: Q2 FY2016



PBP Verification -22.10 pts

Total Score 57.14%

Provider/Program Name: ENA, Inc., dba NECCO (formerly GA SAFE) - Jonesboro ILP (5136) - CCI

Program Census Information:		# Children in Care During Quarter: 29	# Placements During Quarter: 29	# Children in Care On Last Day: 23
ILP/TLP Incentive Credits	Avg Performance All ILP/TLPs (Points)	Provider Performance (%)*	Possible Points (Weight)	Provider Points Earned
No DJJ or DOC Involvement		92%	5	4.60
Extended Foster Care Services		Not Eligible	5	
Positive Permanency Connections		0%	5	0.00
High School Graduation/College Participation/Professional Certification		13%	20	2.60
Part-Time Employment with Medical Benefits		33%	20	6.60
Living Arrangements at Discharge		17%	20	3.40
Additional Academic Supports		0%	2	0.00
Additional IL Skills Provision		7%	5	0.35
Active Agency Accreditation		50%	4	2.00
Staff Clinical Licensure		0%	5	0.00
Incentives Total	12.26		91	19.55

*Performance calculation descriptions can be found in the FY 2016 RBWO PBP Measurements and Standards Guide.

Child Protective Services Investigations and Dispositions

The following investigations data, which is not used for scoring but is considered significant to a provider's performance, is from Georgia SHINES and is not considered final or complete until the end of the fiscal year.

Total Reports:	0
Number Screened In:	0
Number Screened Out:	0
Number Substantiated:	0
Number Unsubstantiated:	0
Number Active CPS Investigations:	0



Performance-Based Placement Measures RBWO Provider GA+SCORECARD - ILP/TLP

Report Quarter: Q2 FY2016

Provider/Program Name: ENA, Inc., dba NECCO (formerly GA SAFE) - Macon ILP (5172) - CCI

150 North Crest Blvd, Macon, GA 31210

Phone: 478-254-2902

Vendor ID# 92617

Quarterly Scores (Grades)

Current Quarter Score (Grade)

Q1: 90.47 (A-)

Q2: 89.67 (B+)

89.67%

Q3: 96.57 (A)

Q4: 90.85 (A-)

(B+)

Program Census Information:

Children in Care During Quarter: 11

Placements During Quarter: 11

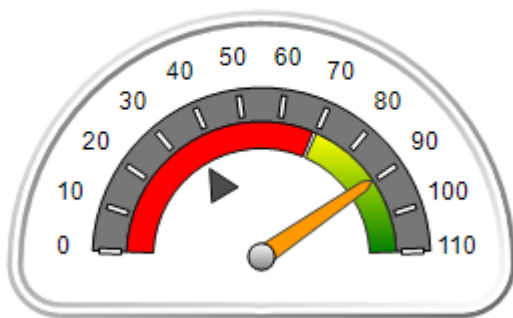
Children in Care On Last Day: 10

Quarterly Provider Comparisons to All ILP/TLPs

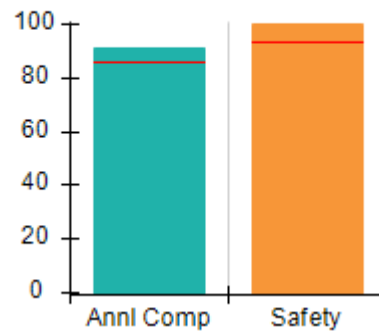
■■■■■■■■ indicates MalTx Threshold

▼ indicates average for all ILP/TLPs

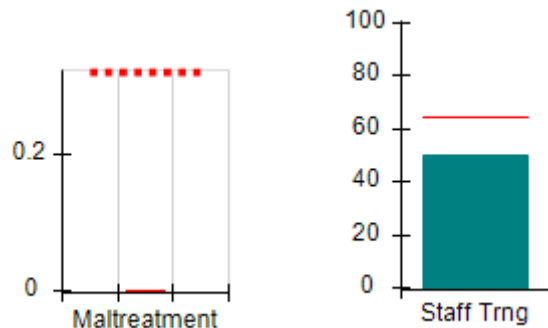
Overall Score (%)



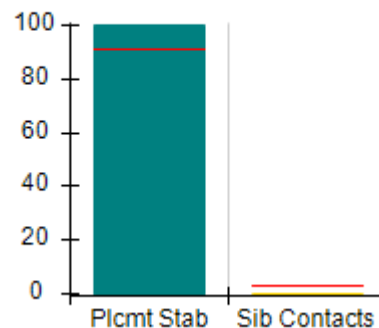
OPM Monitoring Reviews (%)



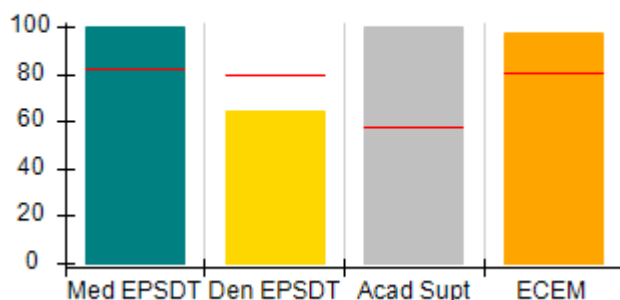
Safety Outcomes (%)



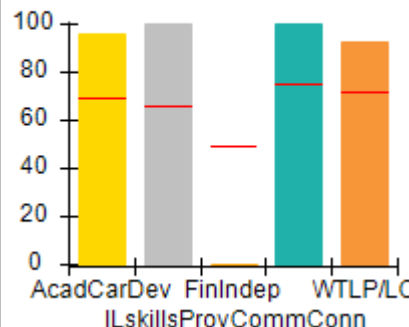
Permanency Outcomes (%)



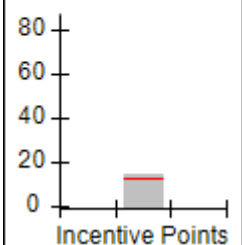
Well-Being Outcomes (%)



ILP/TLP Outcomes (%)



Incentives Earned (Points)





Performance-Based Placement Measures RBWO Provider GA+SCORECARD - ILP/TLP

Report Quarter: Q2 FY2016

Provider/Program Name: ENA, Inc., dba NECCO (formerly GA SAFE) - Macon ILP (5172) - CCI

150 North Crest Blvd, Macon, GA 31210 Phone: 478-254-2902 Vendor ID# 92617	Quarterly Scores (Grades)		Current Quarter Score (Grade)
	Q1: 90.47 (A-)	Q2: 89.67 (B+)	89.67% (B+)
	Q3: 96.57 (A)	Q4: 90.85 (A-)	

Program Census Information:	# Children in Care During Quarter: 11	# Placements During Quarter: 11	# Children in Care On Last Day: 10
-----------------------------	---------------------------------------	---------------------------------	------------------------------------

	Avg Performance All ILP/TLPs (%)	Provider Performance (%)*	Possible Points (Weight)	Provider Points Earned
--	---	----------------------------------	---------------------------------	-------------------------------

OPM Monitoring Reviews

Annual Comprehensive Reviews	86%	91%	15	13.72
Safety Reviews	94%	100%	5	5.00
Monitoring Sub-Total			20	18.72

ILP/TLP Safety Outcomes

Incidence of Maltreatment	0.00%	No Substantiated Reports	3	3.00
Staff Training	65%	50%	5	2.50
Safety Sub-Total			8	5.50

ILP/TLP Permanency Outcomes

Placement Stability	92%	100%	3	3.00
Sibling Contacts	3%	0%	3	0.00
Permanency Sub-Total			6	3.00

ILP/TLP Well-Being Outcomes

EPSDT Medical Visits	82%	100%	4	4.00
EPSDT Dental Visits	79%	64%	4	2.56
Academic Supports	58%	100%	3	3.00
Provider ECEM Visits	81%	97%	5	4.85
Well-Being Sub-Total			16	14.41

ILP/TLP Specialty Outcomes

Academic/Career Development	69%	96%	10	9.60
Ind Living Skills Provision	66%	100%	15	15.00
Financial Independence	49%	0%	5	0.00
Community Connections	75%	100%	5	5.00
WTLP/Life Coach	71%	93%	15	13.95
Specialty Sub-Total			50	43.55

*Performance calculation descriptions can be found in the FY 2016 RBWO PBP Measurements and Standards Guide.

Monitoring & Outcomes: Possible Points = 100	Points Earned = 85.18
Score Before Incentives Credit 85.18%	



Performance-Based Placement Measures RBWO Provider GA+SCORECARD - ILP/TLP

Report Quarter: Q2 FY2016

Incentives Awarded	10.00 pts
PBP Verification	-5.51 pts
Total Score	89.67%

Provider/Program Name: ENA, Inc., dba NECCO (formerly GA SAFE) - Macon ILP (5172) - CCI

Program Census Information:		# Children in Care During Quarter: 11	# Placements During Quarter: 11	# Children in Care On Last Day: 10
ILP/TLP Incentive Credits	Avg Performance All ILP/TLPs (Points)	Provider Performance (%)*	Possible Points (Weight)	Provider Points Earned
No DJJ or DOC Involvement		96%	5	4.80
Extended Foster Care Services		0%	5	0.00
Positive Permanency Connections		0%	5	0.00
High School Graduation/College Participation/Professional Certification		27%	20	5.40
Part-Time Employment with Medical Benefits		0%	20	0.00
Living Arrangements at Discharge		0%	20	0.00
Additional Academic Supports		83%	2	1.66
Additional IL Skills Provision		18%	5	0.90
Active Agency Accreditation		50%	4	2.00
Staff Clinical Licensure		0%	5	0.00
Incentives Total	12.26		91	14.76

*Performance calculation descriptions can be found in the FY 2016 RBWO PBP Measurements and Standards Guide.

Child Protective Services Investigations and Dispositions

The following investigations data, which is not used for scoring but is considered significant to a provider's performance, is from Georgia SHINES and is not considered final or complete until the end of the fiscal year.

Total Reports:	0	
Number Screened In:	0	
Number Screened Out:	0	
Number Substantiated:	0	
Number Unsubstantiated:	0	
Number Active CPS Investigations:	0	



Performance-Based Placement Measures RBWO Provider GA+SCORECARD - ILP/TLP

Report Quarter: Q2 FY2016

Provider/Program Name: ENA, Inc., dba NECCO (formerly GA SAFE) - Martinez ILP (5137) - CCI

4424 Columbia Rd., Martinez, GA 30907

Phone: 706-210-3435

Vendor ID# 114072

Quarterly Scores (Grades)		Current Quarter Score (Grade)
Q1: 95.21 (A)	Q2: 103.78 (A+)	103.78% (A+)
Q3: 88.98 (B+)	Q4: 101.68 (A+)	

Program Census Information:

Children in Care During Quarter: 2

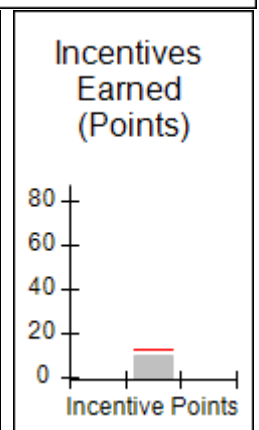
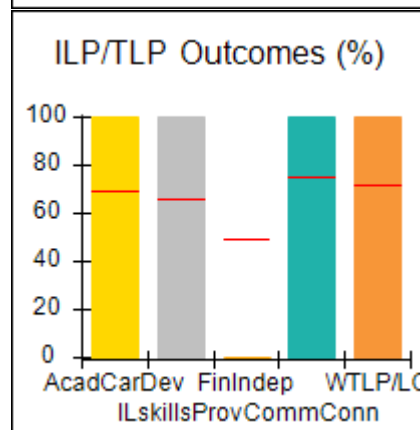
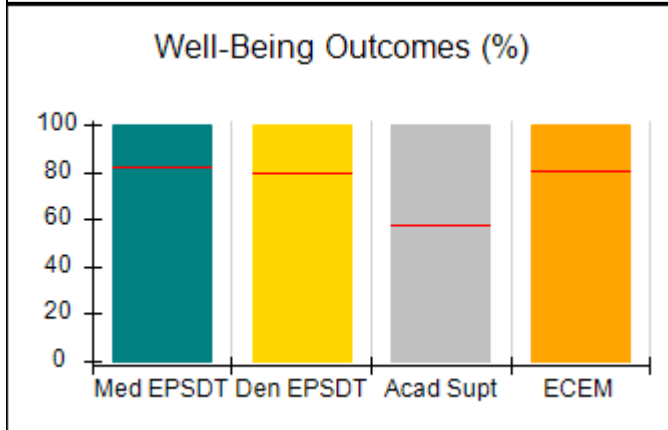
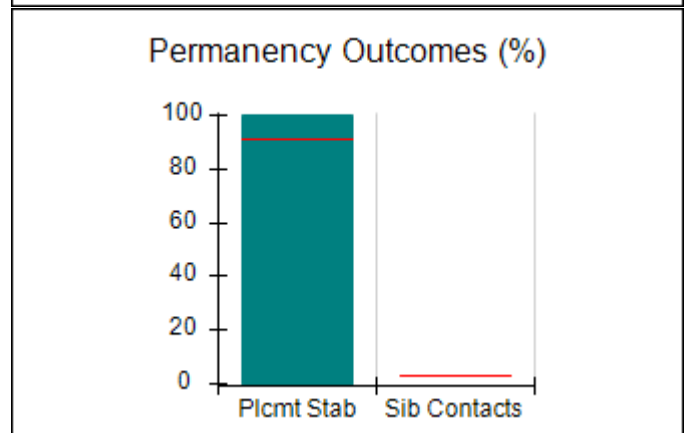
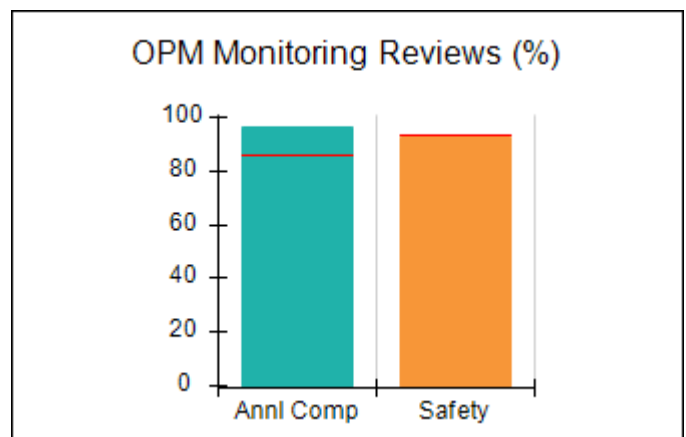
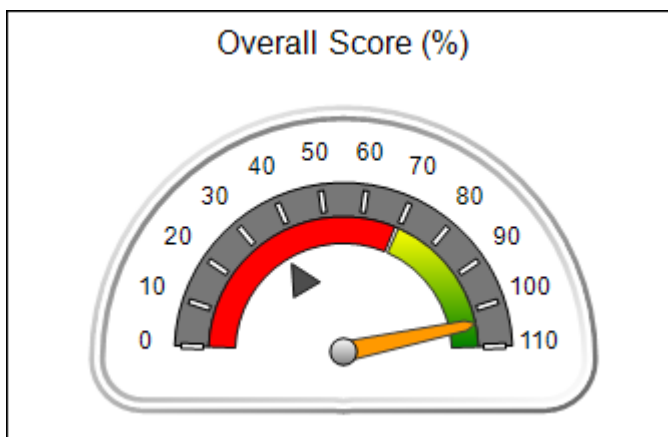
Placements During Quarter: 2

Children in Care On Last Day: 2

Quarterly Provider Comparisons to All ILP/TLPs

■■■■■■■■ indicates MalTx Threshold

▼ indicates average for all ILP/TLPs





Performance-Based Placement Measures RBWO Provider GA+SCORECARD - ILP/TLP

Report Quarter: Q2 FY2016

Provider/Program Name: ENA, Inc., dba NECCO (formerly GA SAFE) - Martinez ILP (5137) - CCI

4424 Columbia Rd., Martinez, GA 30907		Quarterly Scores (Grades)		Current Quarter Score (Grade)
Phone: 706-210-3435		Q1: 95.21 (A)	Q2: 103.78 (A+)	103.78% (A+)
Vendor ID# 114072		Q3: 88.98 (B+)	Q4: 101.68 (A+)	
Program Census Information:		# Children in Care During Quarter: 2	# Placements During Quarter: 2	# Children in Care On Last Day: 2
	Avg Performance All ILP/TLPs (%)	Provider Performance (%)*	Possible Points (Weight)	Provider Points Earned
OPM Monitoring Reviews				
Annual Comprehensive Reviews	86%	97%	15	14.50
Safety Reviews	94%	93%	5	4.63
Monitoring Sub-Total			20	19.13
ILP/TLP Safety Outcomes				
Incidence of Maltreatment	0.00%	Not Eligible		
Staff Training	65%	100%	8	8.00
Safety Sub-Total			8	8.00
ILP/TLP Permanency Outcomes				
Placement Stability	92%	100%	6	6.00
Sibling Contacts	3%	None Planned		
Permanency Sub-Total			6	6.00
ILP/TLP Well-Being Outcomes				
EPSDT Medical Visits	82%	100%	4	4.00
EPSDT Dental Visits	79%	100%	4	4.00
Academic Supports	58%	100%	3	3.00
Provider ECEM Visits	81%	100%	5	5.00
Well-Being Sub-Total			16	16.00
ILP/TLP Specialty Outcomes				
Academic/Career Development	69%	100%	10	10.00
Ind Living Skills Provision	66%	100%	15	15.00
Financial Independence	49%	0%	5	0.00
Community Connections	75%	100%	5	5.00
WTLP/Life Coach	71%	100%	15	15.00
Specialty Sub-Total			50	45.00
*Performance calculation descriptions can be found in the FY 2016 RBWO PBP Measurements and Standards Guide.				

Monitoring & Outcomes: Possible Points = 100	Points Earned = 94.13
Score Before Incentives Credit	94.13%
Incentives Awarded	09.65 pts



DHS, DFCS, Office of Provider Management
Performance-Based Placement Measures
RBWO Provider GA+SCORECARD - ILP/TLP
Report Quarter: Q2 FY2016



PBP Verification	0.00 pts
Total Score	103.78%

Provider/Program Name: ENA, Inc., dba NECCO (formerly GA SAFE) - Martinez ILP (5137) - CCI

Program Census Information:		# Children in Care During Quarter: 2	# Placements During Quarter: 2	# Children in Care On Last Day: 2
ILP/TLP Incentive Credits	Avg Performance All ILP/TLPs (Points)	Provider Performance (%)*	Possible Points (Weight)	Provider Points Earned
No DJJ or DOC Involvement		83%	5	4.15
Extended Foster Care Services		Not Eligible	5	
Positive Permanency Connections		0%	5	0.00
High School Graduation/College Participation/Professional Certification		0%	20	0.00
Part-Time Employment with Medical Benefits		Not Eligible	20	
Living Arrangements at Discharge		Not Eligible	20	
Additional Academic Supports		50%	2	1.00
Additional IL Skills Provision		50%	5	2.50
Active Agency Accreditation		50%	4	2.00
Staff Clinical Licensure		0%	5	0.00
Incentives Total	12.26		91	9.65

*Performance calculation descriptions can be found in the FY 2016 RBWO PBP Measurements and Standards Guide.

Child Protective Services Investigations and Dispositions

The following investigations data, which is not used for scoring but is considered significant to a provider's performance, is from Georgia SHINES and is not considered final or complete until the end of the fiscal year.

Total Reports:	0	
Number Screened In:	0	
Number Screened Out:	0	
Number Substantiated:	0	
Number Unsubstantiated:	0	
Number Active CPS Investigations:	0	



Performance-Based Placement Measures RBWO Provider GA+SCORECARD - ILP/TLP

Report Quarter: Q2 FY2016

Provider/Program Name: Exquisite Care - ILP (5195) - CCI

9220 Grady Dr., Jonesboro, GA 30238

Phone: 770-580-0542

Vendor ID# 125387

Quarterly Scores (Grades)

Q1: 92.14 (A-)

Q2: 80.77 (B-)

Q3: 70.85 (C-)

Q4: 11.32 (F)

Current Quarter Score (Grade)

80.77%

(B-)

Program Census Information:

Children in Care During Quarter: 5

Placements During Quarter: 5

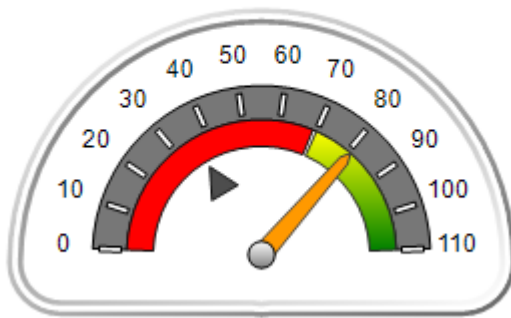
Children in Care On Last Day: 3

Quarterly Provider Comparisons to All ILP/TLPs

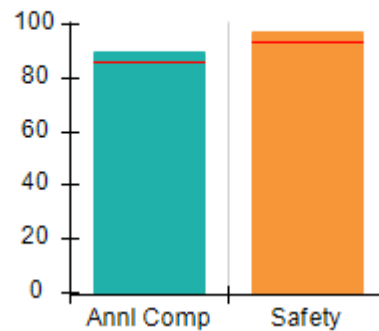
■■■■■■■■ indicates MalTx Threshold

▼ indicates average for all ILP/TLPs

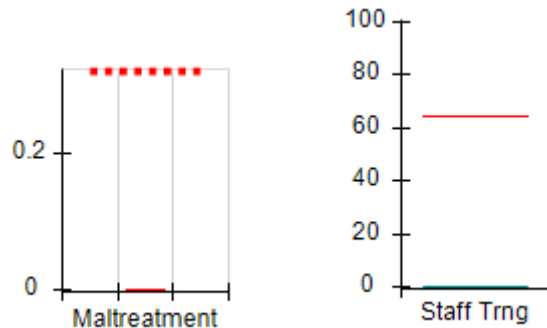
Overall Score (%)



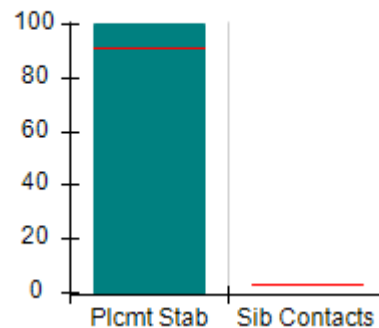
OPM Monitoring Reviews (%)



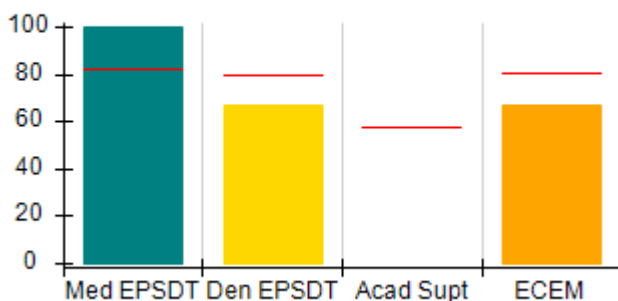
Safety Outcomes (%)



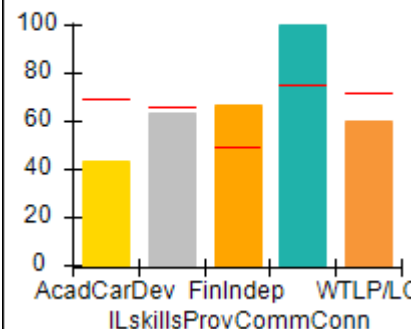
Permanency Outcomes (%)



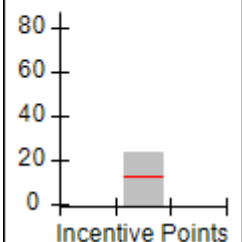
Well-Being Outcomes (%)



ILP/TLP Outcomes (%)



Incentives Earned (Points)





Performance-Based Placement Measures RBWO Provider GA+SCORECARD - ILP/TLP

Report Quarter: Q2 FY2016

Provider/Program Name: Exquisite Care - ILP (5195) - CCI				
9220 Grady Dr., Jonesboro, GA 30238		Quarterly Scores (Grades)		Current Quarter Score (Grade)
Phone: 770-580-0542		Q1: 92.14 (A-)	Q2: 80.77 (B-)	80.77% (B-)
Vendor ID# 125387		Q3: 70.85 (C-)	Q4: 11.32 (F)	
Program Census Information:		# Children in Care During Quarter: 5	# Placements During Quarter: 5	# Children in Care On Last Day: 3
	Avg Performance All ILP/TLPs (%)	Provider Performance (%)*	Possible Points (Weight)	Provider Points Earned
OPM Monitoring Reviews				
Annual Comprehensive Reviews	86%	90%	15	13.45
Safety Reviews	94%	98%	5	4.88
Monitoring Sub-Total			20	18.33
ILP/TLP Safety Outcomes				
Incidence of Maltreatment	0.00%	No Substantiated Reports	3	3.00
Staff Training	65%	0%	5	0.00
Safety Sub-Total			8	3.00
ILP/TLP Permanency Outcomes				
Placement Stability	92%	100%	6	6.00
Sibling Contacts	3%	None Planned		
Permanency Sub-Total			6	6.00
ILP/TLP Well-Being Outcomes				
EPSDT Medical Visits	82%	100%	4.9	4.92
EPSDT Dental Visits	79%	67%	4.9	3.30
Academic Supports	58%	Not Eligible		
Provider ECEM Visits	81%	67%	6.2	4.12
Well-Being Sub-Total			16	12.34
ILP/TLP Specialty Outcomes				
Academic/Career Development	69%	43%	10	4.30
Ind Living Skills Provision	66%	63%	15	9.45
Financial Independence	49%	67%	5	3.35
Community Connections	75%	100%	5	5.00
WTLP/Life Coach	71%	60%	15	9.00
Specialty Sub-Total			50	31.10
*Performance calculation descriptions can be found in the FY 2016 RBWO PBP Measurements and Standards Guide.				

Monitoring & Outcomes: Possible Points = 100

Points Earned = 70.77

Score Before Incentives Credit

70.77%



Performance-Based Placement Measures

RBWO Provider GA+SCORECARD - ILP/TLP

Report Quarter: Q2 FY2016

Incentives Awarded	10.00 pts
PBP Verification	N/A pts
Total Score	80.77%

Provider/Program Name: Exquisite Care - ILP (5195) - CCI

Program Census Information:		# Children in Care During Quarter: 5	# Placements During Quarter: 5	# Children in Care On Last Day: 3
ILP/TLP Incentive Credits	Avg Performance All ILP/TLPs (Points)	Provider Performance (%)*	Possible Points (Weight)	Provider Points Earned
No DJJ or DOC Involvement		100%	5	5.00
Extended Foster Care Services		100%	5	5.00
Positive Permanency Connections		0%	5	0.00
High School Graduation/College Participation/Professional Certification		33%	20	6.60
Part-Time Employment with Medical Benefits		33%	20	6.60
Living Arrangements at Discharge		0%	20	0.00
Additional Academic Supports		Not Eligible	2	
Additional IL Skills Provision		0%	5	0.00
Active Agency Accreditation		0%	4	0.00
Staff Clinical Licensure		0%	5	0.00
Incentives Total	12.26		91	23.20

*Performance calculation descriptions can be found in the FY 2016 RBWO PBP Measurements and Standards Guide.

Child Protective Services Investigations and Dispositions

The following investigations data, which is not used for scoring but is considered significant to a provider's performance, is from Georgia SHINES and is not considered final or complete until the end of the fiscal year.

Total Reports:	0	
Number Screened In:	0	
Number Screened Out:	0	
Number Substantiated:	0	
Number Unsubstantiated:	0	
Number Active CPS Investigations:	0	



Performance-Based Placement Measures RBWO Provider GA+SCORECARD - ILP/TLP

Report Quarter: Q2 FY2016

Provider/Program Name: Families First - Transitional Living Program (643) - CCI

1105 W. Peachtree St., Atlanta, GA 30309

Phone: 4048532844

Vendor ID# 35338

Quarterly Scores (Grades)

Q1: 65.02 (D)

Q2: 64.90 (D)

Q3: 90.32 (A-)

Q4: 63.23 (D-)

Current Quarter Score (Grade)

64.90%

(D)

Program Census Information:

Children in Care During Quarter: 8

Placements During Quarter: 8

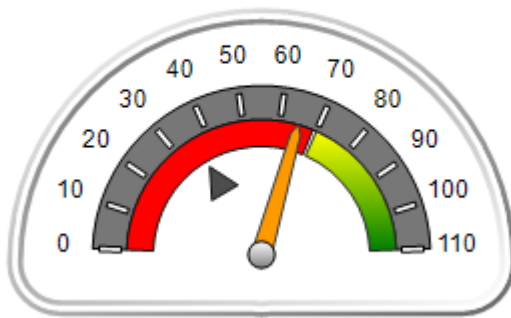
Children in Care On Last Day: 5

Quarterly Provider Comparisons to All ILP/TLPs

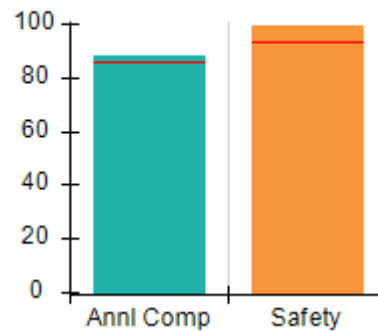
■■■■■■■■ indicates MalTx Threshold

▼ indicates average for all ILP/TLPs

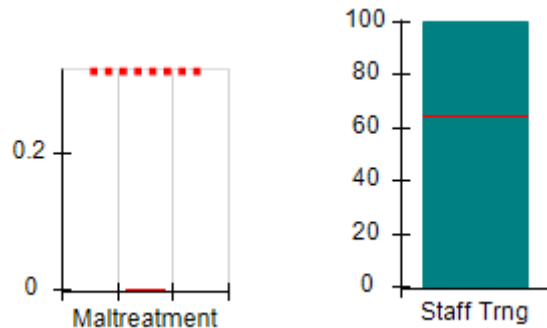
Overall Score (%)



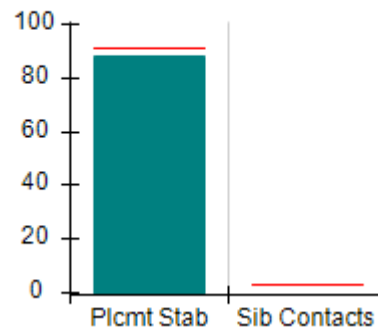
OPM Monitoring Reviews (%)



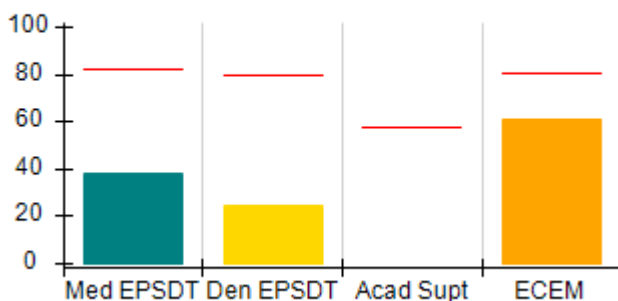
Safety Outcomes (%)



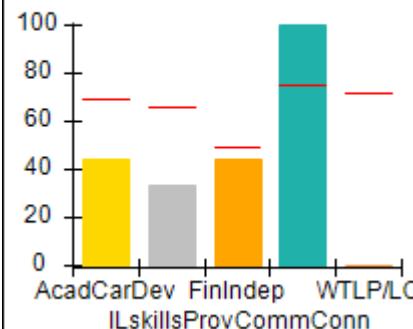
Permanency Outcomes (%)



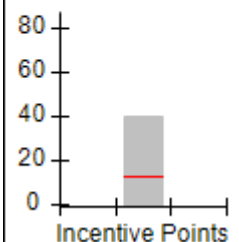
Well-Being Outcomes (%)



ILP/TLP Outcomes (%)



Incentives Earned (Points)





Performance-Based Placement Measures

RBWO Provider GA+SCORECARD - ILP/TLP

Report Quarter: Q2 FY2016

Provider/Program Name: Families First - Transitional Living Program (643) - CCI				
1105 W. Peachtree St., Atlanta, GA 30309 Phone: 4048532844 Vendor ID# 35338		Quarterly Scores (Grades)		Current Quarter Score (Grade)
		Q1: 65.02 (D)	Q2: 64.90 (D)	64.90% (D)
		Q3: 90.32 (A-)	Q4: 63.23 (D-)	
Program Census Information:		# Children in Care During Quarter: 8	# Placements During Quarter: 8	# Children in Care On Last Day: 5
	Avg Performance All ILP/TLPs (%)	Provider Performance (%)*	Possible Points (Weight)	Provider Points Earned
OPM Monitoring Reviews				
Annual Comprehensive Reviews	86%	88%	15	13.25
Safety Reviews	94%	99%	5	4.97
Monitoring Sub-Total			20	18.22
ILP/TLP Safety Outcomes				
Incidence of Maltreatment	0.00%	Not Eligible		
Staff Training	65%	100%	8	8.00
Safety Sub-Total			8	8.00
ILP/TLP Permanency Outcomes				
Placement Stability	92%	88%	6	5.28
Sibling Contacts	3%	None Planned		
Permanency Sub-Total			6	5.28
ILP/TLP Well-Being Outcomes				
EPSDT Medical Visits	82%	38%	4.9	1.87
EPSDT Dental Visits	79%	25%	4.9	1.23
Academic Supports	58%	Not Eligible		
Provider ECEM Visits	81%	61%	6.2	3.75
Well-Being Sub-Total			16	6.86
ILP/TLP Specialty Outcomes				
Academic/Career Development	69%	44%	10	4.40
Ind Living Skills Provision	66%	33%	15	4.95
Financial Independence	49%	44%	5	2.20
Community Connections	75%	100%	5	5.00
WTLP/Life Coach	71%	0%	15	0.00
Specialty Sub-Total			50	16.55
*Performance calculation descriptions can be found in the FY 2016 RBWO PBP Measurements and Standards Guide.				

Monitoring & Outcomes: Possible Points = 100	Points Earned = 54.90
Score Before Incentives Credit	54.90%
Incentives Awarded	10.00 pts



DHS, DFCS, Office of Provider Management
Performance-Based Placement Measures
RBWO Provider GA+SCORECARD - ILP/TLP
Report Quarter: Q2 FY2016



PBP Verification	N/A pts
Total Score	64.90%

Provider/Program Name: Families First - Transitional Living Program (643) - CCI				
Program Census Information:		# Children in Care During Quarter: 8	# Placements During Quarter: 8	# Children in Care On Last Day: 5
ILP/TLP Incentive Credits	Avg Performance All ILP/TLPs (Points)	Provider Performance (%)*	Possible Points (Weight)	Provider Points Earned
No DJJ or DOC Involvement		39%	5	1.95
Extended Foster Care Services		Not Eligible	5	
Positive Permanency Connections		0%	5	0.00
High School Graduation/College Participation/Professional Certification		0%	20	0.00
Part-Time Employment with Medical Benefits		75%	20	15.00
Living Arrangements at Discharge		100%	20	20.00
Additional Academic Supports		Not Eligible	2	
Additional IL Skills Provision		0%	5	0.00
Active Agency Accreditation		50%	4	2.00
Staff Clinical Licensure		10%	5	0.50
Incentives Total	12.26		91	39.45
*Performance calculation descriptions can be found in the FY 2016 RBWO PBP Measurements and Standards Guide.				

Child Protective Services Investigations and Dispositions		
The following investigations data, which is not used for scoring but is considered significant to a provider's performance, is from Georgia SHINES and is not considered final or complete until the end of the fiscal year.		
Total Reports:	0	
Number Screened In:	0	
Number Screened Out:	0	
Number Substantiated:	0	
Number Unsubstantiated:	0	
Number Active CPS Investigations:	0	



Performance-Based Placement Measures RBWO Provider GA+SCORECARD - ILP/TLP

Report Quarter: Q2 FY2016

Provider/Program Name: Goshen Valley Foundation - Goshen New Beginnings ILP (5130) - CCI

200 West Main St., Canton, GA 30114

Phone: 770-796-4618

Vendor ID# 111810

Quarterly Scores (Grades)

Q1: 106.60 (A+)

Q2: 104.51 (A+)

Q3: 107.52 (A+)

Q4: 105.26 (A+)

Current Quarter Score (Grade)

104.51%

(A+)

Program Census Information:

Children in Care During Quarter: 29

Placements During Quarter: 29

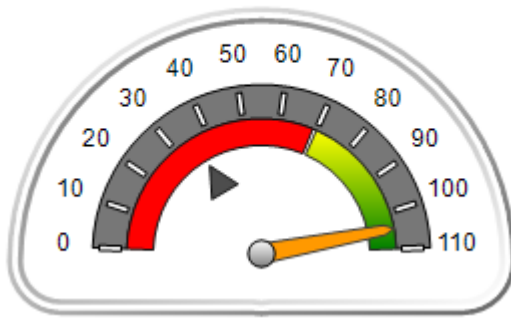
Children in Care On Last Day: 23

Quarterly Provider Comparisons to All ILP/TLPs

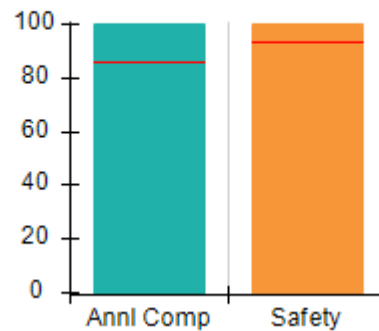
■■■■■■■■ indicates MalTx Threshold

▼ — indicates average for all ILP/TLPs

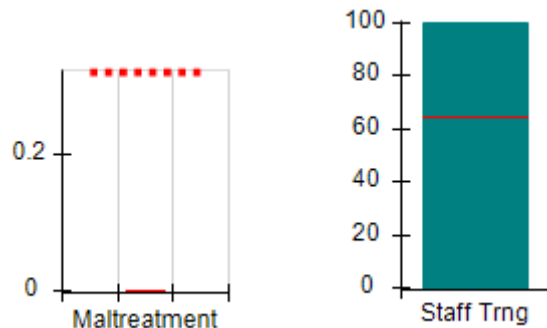
Overall Score (%)



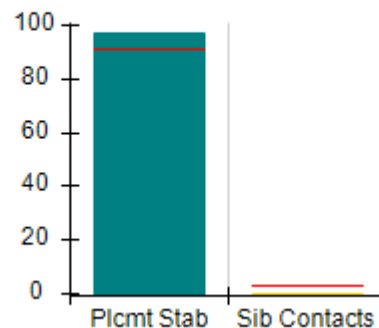
OPM Monitoring Reviews (%)



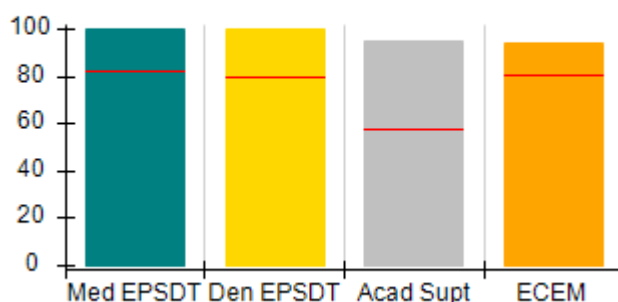
Safety Outcomes (%)



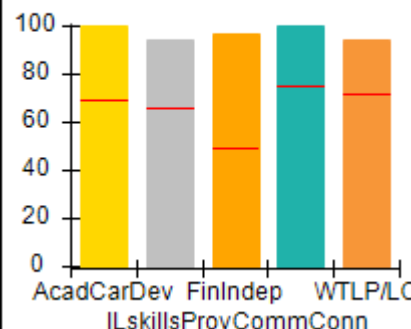
Permanency Outcomes (%)



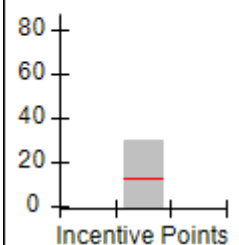
Well-Being Outcomes (%)



ILP/TLP Outcomes (%)



Incentives Earned (Points)





Performance-Based Placement Measures RBWO Provider GA+SCORECARD - ILP/TLP

Report Quarter: Q2 FY2016

Provider/Program Name: Goshen Valley Foundation - Goshen New Beginnings ILP (5130) - CCI

200 West Main St., Canton, GA 30114		Quarterly Scores (Grades)		Current Quarter Score (Grade)
Phone: 770-796-4618		Q1: 106.60 (A+)	Q2: 104.51 (A+)	104.51% (A+)
Vendor ID# 111810		Q3: 107.52 (A+)	Q4: 105.26 (A+)	
Program Census Information:		# Children in Care During Quarter: 29	# Placements During Quarter: 29	# Children in Care On Last Day: 23
	Avg Performance All ILP/TLPs (%)	Provider Performance (%)*	Possible Points (Weight)	Provider Points Earned
OPM Monitoring Reviews				
Annual Comprehensive Reviews	86%	100%	15	15.00
Safety Reviews	94%	100%	5	5.00
Monitoring Sub-Total			20	20.00
ILP/TLP Safety Outcomes				
Incidence of Maltreatment	0.00%	No Substantiated Reports	3	3.00
Staff Training	65%	100%	5	5.00
Safety Sub-Total			8	8.00
ILP/TLP Permanency Outcomes				
Placement Stability	92%	97%	3	2.91
Sibling Contacts	3%	0%	3	0.00
Permanency Sub-Total			6	2.91
ILP/TLP Well-Being Outcomes				
EPSDT Medical Visits	82%	100%	4	4.00
EPSDT Dental Visits	79%	100%	4	4.00
Academic Supports	58%	95%	3	2.85
Provider ECEM Visits	81%	94%	5	4.70
Well-Being Sub-Total			16	15.55
ILP/TLP Specialty Outcomes				
Academic/Career Development	69%	100%	10	10.00
Ind Living Skills Provision	66%	94%	15	14.10
Financial Independence	49%	97%	5	4.85
Community Connections	75%	100%	5	5.00
WTLP/Life Coach	71%	94%	15	14.10
Specialty Sub-Total			50	48.05

*Performance calculation descriptions can be found in the FY 2016 RBWO PBP Measurements and Standards Guide.

Monitoring & Outcomes: Possible Points = 100

Points Earned = 94.51

Score Before Incentives Credit

94.51%



Performance-Based Placement Measures RBWO Provider GA+SCORECARD - ILP/TLP

Report Quarter: Q2 FY2016

Incentives Awarded	10.00 pts
PBP Verification	N/A pts
Total Score	104.51%

Provider/Program Name: Goshen Valley Foundation - Goshen New Beginnings ILP (5130) - CCI

Program Census Information:		# Children in Care During Quarter: 29	# Placements During Quarter: 29	# Children in Care On Last Day: 23
ILP/TLP Incentive Credits	Avg Performance All ILP/TLPs (Points)	Provider Performance (%)*	Possible Points (Weight)	Provider Points Earned
No DJJ or DOC Involvement		66%	5	3.30
Extended Foster Care Services		0%	5	0.00
Positive Permanency Connections		100%	5	5.00
High School Graduation/College Participation/Professional Certification		8%	20	1.60
Part-Time Employment with Medical Benefits		33%	20	6.60
Living Arrangements at Discharge		33%	20	6.60
Additional Academic Supports		95%	2	1.90
Additional IL Skills Provision		90%	5	4.50
Active Agency Accreditation		0%	4	0.00
Staff Clinical Licensure		0%	5	0.00
Incentives Total	12.26		91	29.50

*Performance calculation descriptions can be found in the FY 2016 RBWO PBP Measurements and Standards Guide.

Child Protective Services Investigations and Dispositions

The following investigations data, which is not used for scoring but is considered significant to a provider's performance, is from Georgia SHINES and is not considered final or complete until the end of the fiscal year.

Total Reports:	0	
Number Screened In:	0	
Number Screened Out:	0	
Number Substantiated:	0	
Number Unsubstantiated:	0	
Number Active CPS Investigations:	0	



Performance-Based Placement Measures **RBWO Provider GA+SCORECARD - ILP/TLP**

Report Quarter: Q2 FY2016

Provider/Program Name: Greenbriar Children's Center - ILP Program (5118) - CCI

711 Lincoln Street, Savannah, GA 31401

Phone: 912-349-2189

Vendor ID# 105891

Quarterly Scores (Grades)

Q1: 31.53 (F)

Q2: 26.38 (F)

Q3: 28.56 (F)

Q4: 28.07 (F)

Current Quarter Score (Grade)

26.38%

(F)

Program Census Information:

Children in Care During Quarter: 5

Placements During Quarter: 5

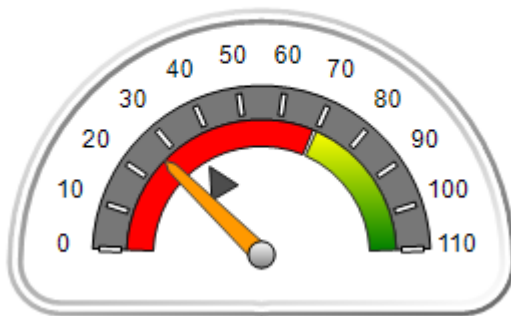
Children in Care On Last Day: 5

Quarterly Provider Comparisons to All ILP/TLPs

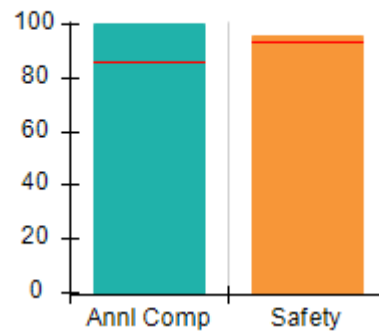
■■■■■■■■ indicates MalTx Threshold

▼ — indicates average for all ILP/TLPs

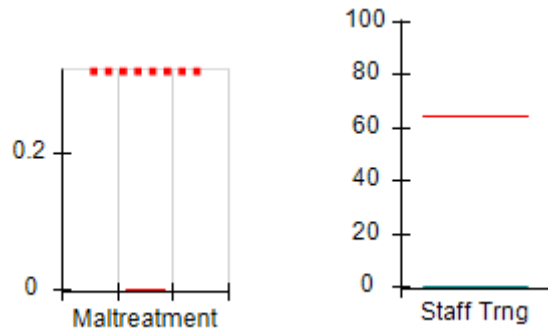
Overall Score (%)



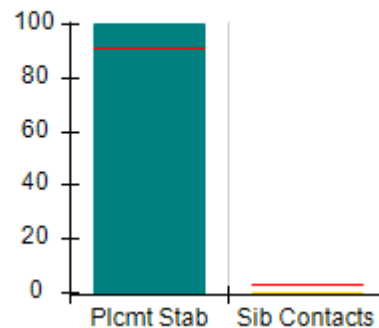
OPM Monitoring Reviews (%)



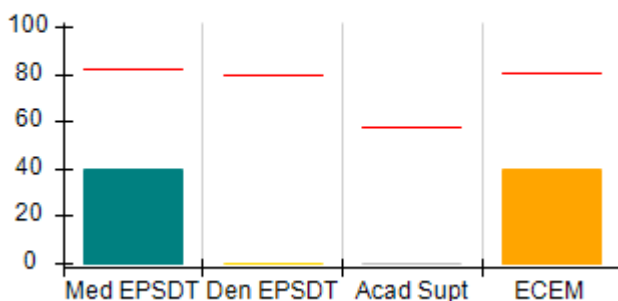
Safety Outcomes (%)



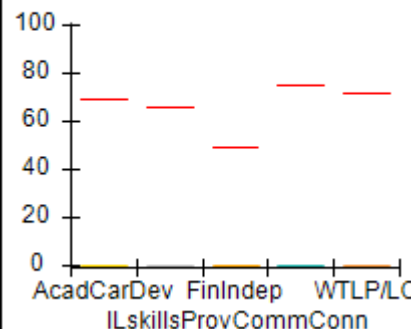
Permanency Outcomes (%)



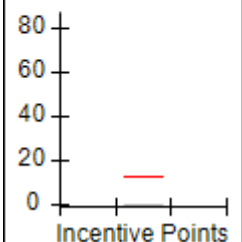
Well-Being Outcomes (%)



ILP/TLP Outcomes (%)



Incentives Earned (Points)





Performance-Based Placement Measures RBWO Provider GA+SCORECARD - ILP/TLP

Report Quarter: Q2 FY2016

Provider/Program Name: Greenbriar Children's Center - ILP Program (5118) - CCI				
711 Lincoln Street, Savannah, GA 31401 Phone: 912-349-2189 Vendor ID# 105891		Quarterly Scores (Grades)		Current Quarter Score (Grade)
		Q1: 31.53 (F)	Q2: 26.38 (F)	26.38% (F)
		Q3: 28.56 (F)	Q4: 28.07 (F)	
Program Census Information:		# Children in Care During Quarter: 5	# Placements During Quarter: 5	# Children in Care On Last Day: 5
	Avg Performance All ILP/TLPs (%)	Provider Performance (%)*	Possible Points (Weight)	Provider Points Earned
OPM Monitoring Reviews				
Annual Comprehensive Reviews	86%	100%	15	15.00
Safety Reviews	94%	96%	5	4.78
Monitoring Sub-Total			20	19.78
ILP/TLP Safety Outcomes				
Incidence of Maltreatment	0.00%	Not Eligible		
Staff Training	65%	0%	8	0.00
Safety Sub-Total			8	0.00
ILP/TLP Permanency Outcomes				
Placement Stability	92%	100%	3	3.00
Sibling Contacts	3%	0%	3	0.00
Permanency Sub-Total			6	3.00
ILP/TLP Well-Being Outcomes				
EPSDT Medical Visits	82%	40%	4	1.60
EPSDT Dental Visits	79%	0%	4	0.00
Academic Supports	58%	0%	3	0.00
Provider ECEM Visits	81%	40%	5	2.00
Well-Being Sub-Total			16	3.60
ILP/TLP Specialty Outcomes				
Academic/Career Development	69%	0%	10	0.00
Ind Living Skills Provision	66%	0%	15	0.00
Financial Independence	49%	0%	5	0.00
Community Connections	75%	0%	5	0.00
WTLP/Life Coach	71%	0%	15	0.00
Specialty Sub-Total			50	0.00
*Performance calculation descriptions can be found in the FY 2016 RBWO PBP Measurements and Standards Guide.				

Monitoring & Outcomes: Possible Points = 100	Points Earned = 26.38
Score Before Incentives Credit	26.38%
Incentives Awarded	00.00 pts



DHS, DFCS, Office of Provider Management
Performance-Based Placement Measures
RBWO Provider GA+SCORECARD - ILP/TLP
Report Quarter: Q2 FY2016



PBP Verification	N/A pts
Total Score	26.38%

Provider/Program Name: Greenbriar Children's Center - ILP Program (5118) - CCI

Program Census Information:		# Children in Care During Quarter: 5	# Placements During Quarter: 5	# Children in Care On Last Day: 5
ILP/TLP Incentive Credits	Avg Performance All ILP/TLPs (Points)	Provider Performance (%)*	Possible Points (Weight)	Provider Points Earned
No DJJ or DOC Involvement		0%	5	0.00
Extended Foster Care Services		Not Eligible	5	
Positive Permanency Connections		0%	5	0.00
High School Graduation/College Participation/Professional Certification		0%	20	0.00
Part-Time Employment with Medical Benefits		Not Eligible	20	
Living Arrangements at Discharge		Not Eligible	20	
Additional Academic Supports		0%	2	0.00
Additional IL Skills Provision		0%	5	0.00
Active Agency Accreditation		0%	4	0.00
Staff Clinical Licensure		0%	5	0.00
Incentives Total	12.26		91	0.00

*Performance calculation descriptions can be found in the FY 2016 RBWO PBP Measurements and Standards Guide.

Child Protective Services Investigations and Dispositions

The following investigations data, which is not used for scoring but is considered significant to a provider's performance, is from Georgia SHINES and is not considered final or complete until the end of the fiscal year.

Total Reports:	0	
Number Screened In:	0	
Number Screened Out:	0	
Number Substantiated:	0	
Number Unsubstantiated:	0	
Number Active CPS Investigations:	0	



Performance-Based Placement Measures **RBWO Provider GA+SCORECARD - ILP/TLP**

Report Quarter: Q2 FY2016

Provider/Program Name: Gwinnett Children's Shelter - Girls Teen Development Program (1029) - CCI

3840 Tuggle Rd, Buford, GA 30519

Phone: 678-546-8770

Vendor ID# 58926

Quarterly Scores (Grades)

Current Quarter Score (Grade)

Q1: 12.94 (F)

Q2: 12.94 (F)

12.94%

Q3: 12.94 (F)

Q4: 09.41 (F)

(F)

Program Census Information:

Children in Care During Quarter: 1

Placements During Quarter: 1

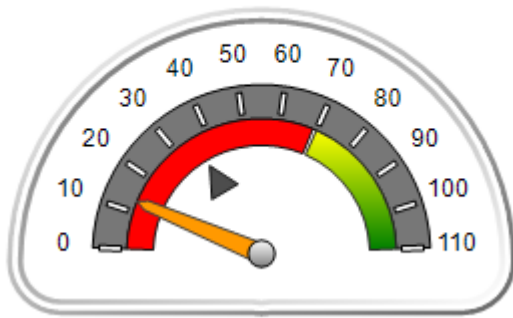
Children in Care On Last Day: 1

Quarterly Provider Comparisons to All ILP/TLPs

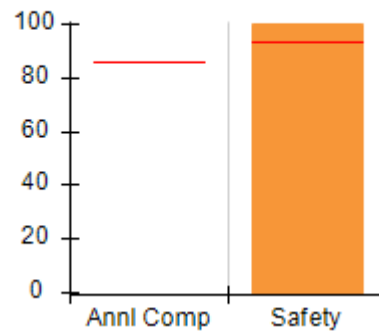
■■■■■■■■ indicates MalTx Threshold

▼ indicates average for all ILP/TLPs

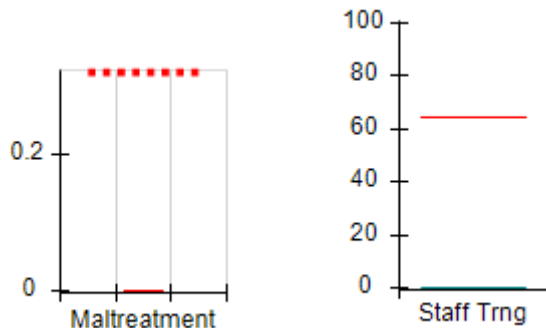
Overall Score (%)



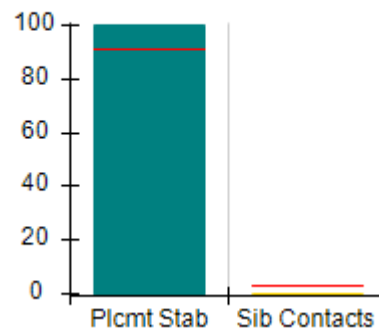
OPM Monitoring Reviews (%)



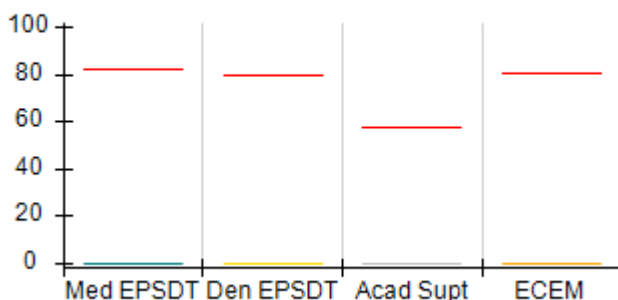
Safety Outcomes (%)



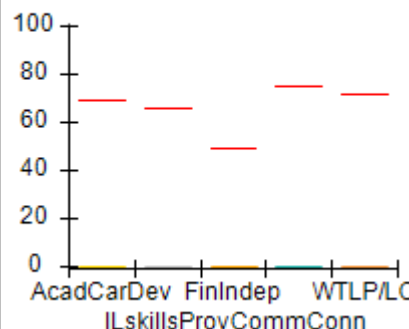
Permanency Outcomes (%)



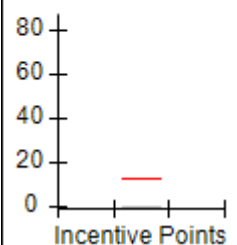
Well-Being Outcomes (%)



ILP/TLP Outcomes (%)



Incentives Earned (Points)





Performance-Based Placement Measures RBWO Provider GA+SCORECARD - ILP/TLP

Report Quarter: Q2 FY2016

Provider/Program Name: Gwinnett Children's Shelter - Girls Teen Development Program (1029) - CCI

3840 Tuggle Rd, Buford, GA 30519 Phone: 678-546-8770 Vendor ID# 58926	Quarterly Scores (Grades)		Current Quarter Score (Grade)
	Q1: 12.94 (F)	Q2: 12.94 (F)	12.94%
	Q3: 12.94 (F)	Q4: 09.41 (F)	(F)

Program Census Information:	# Children in Care During Quarter: 1	# Placements During Quarter: 1	# Children in Care On Last Day: 1
-----------------------------	--------------------------------------	--------------------------------	-----------------------------------

	Avg Performance All ILP/TLPs (%)	Provider Performance (%)*	Possible Points (Weight)	Provider Points Earned
--	---	----------------------------------	---------------------------------	-------------------------------

OPM Monitoring Reviews

Annual Comprehensive Reviews	86%	Not Yet Conducted		
Safety Reviews	94%	100%	5	5.00
Monitoring Sub-Total			5	5.00

ILP/TLP Safety Outcomes

Incidence of Maltreatment	0.00%	No Substantiated Reports	3	3.00
Staff Training	65%	0%	5	0.00
Safety Sub-Total			8	3.00

ILP/TLP Permanency Outcomes

Placement Stability	92%	100%	3	3.00
Sibling Contacts	3%	0%	3	0.00
Permanency Sub-Total			6	3.00

ILP/TLP Well-Being Outcomes

EPSDT Medical Visits	82%	0%	4	0.00
EPSDT Dental Visits	79%	0%	4	0.00
Academic Supports	58%	0%	3	0.00
Provider ECEM Visits	81%	0%	5	0.00
Well-Being Sub-Total			16	0.00

ILP/TLP Specialty Outcomes

Academic/Career Development	69%	0%	10	0.00
Ind Living Skills Provision	66%	0%	15	0.00
Financial Independence	49%	0%	5	0.00
Community Connections	75%	0%	5	0.00
WTLP/Life Coach	71%	0%	15	0.00
Specialty Sub-Total			50	0.00

*Performance calculation descriptions can be found in the FY 2016 RBWO PBP Measurements and Standards Guide.

Monitoring & Outcomes: Possible Points = 85	Points Earned = 11.00
Score Before Incentives Credit	
12.94%	



Performance-Based Placement Measures RBWO Provider GA+SCORECARD - ILP/TLP

Report Quarter: Q2 FY2016

Incentives Awarded	00.00 pts
PBP Verification	N/A pts
Total Score	12.94%

Provider/Program Name: Gwinnett Children's Shelter - Girls Teen Development Program (1029) - CCI

Program Census Information:		# Children in Care During Quarter: 1	# Placements During Quarter: 1	# Children in Care On Last Day: 1
ILP/TLP Incentive Credits	Avg Performance All ILP/TLPs (Points)	Provider Performance (%)*	Possible Points (Weight)	Provider Points Earned
No DJJ or DOC Involvement		0%	5	0.00
Extended Foster Care Services		Not Eligible	5	
Positive Permanency Connections		0%	5	0.00
High School Graduation/College Participation/Professional Certification		0%	20	0.00
Part-Time Employment with Medical Benefits		Not Eligible	20	
Living Arrangements at Discharge		Not Eligible	20	
Additional Academic Supports		0%	2	0.00
Additional IL Skills Provision		0%	5	0.00
Active Agency Accreditation		0%	4	0.00
Staff Clinical Licensure		0%	5	0.00
Incentives Total	12.26		91	0.00

*Performance calculation descriptions can be found in the FY 2016 RBWO PBP Measurements and Standards Guide.

Child Protective Services Investigations and Dispositions

The following investigations data, which is not used for scoring but is considered significant to a provider's performance, is from Georgia SHINES and is not considered final or complete until the end of the fiscal year.

Total Reports:	0	
Number Screened In:	0	
Number Screened Out:	0	
Number Substantiated:	0	
Number Unsubstantiated:	0	
Number Active CPS Investigations:	0	



Performance-Based Placement Measures **RBWO Provider GA+SCORECARD - ILP/TLP**

Report Quarter: Q2 FY2016

Provider/Program Name: Haven Heart's Community Development Center - Have A Heart For Haven (5151) - CCI

950 Lake Ridge Pkwy, Riverdale, GA 30296

Phone: 770-485-2202

Vendor ID# 115564

Quarterly Scores (Grades)

Current Quarter Score (Grade)

Q1: 84.00 (B)

Q2: 91.18 (A-)

91.18%

Q3: 94.66 (A)

Q4: 91.60 (A-)

(A-)

Program Census Information:

Children in Care During Quarter: 4

Placements During Quarter: 4

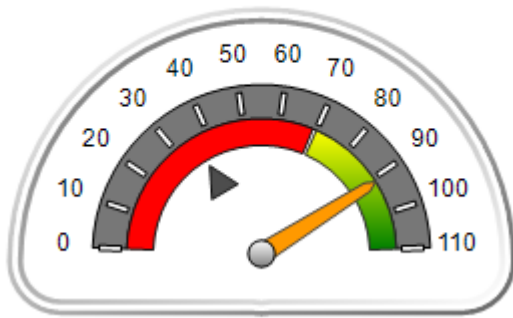
Children in Care On Last Day: 4

Quarterly Provider Comparisons to All ILP/TLPs

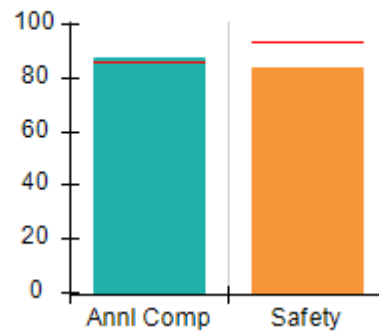
■■■■■■■■ indicates MalTx Threshold

▼ indicates average for all ILP/TLPs

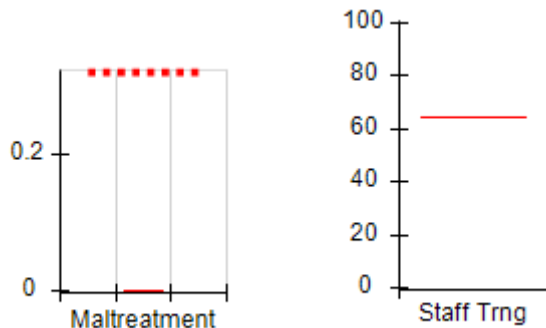
Overall Score (%)



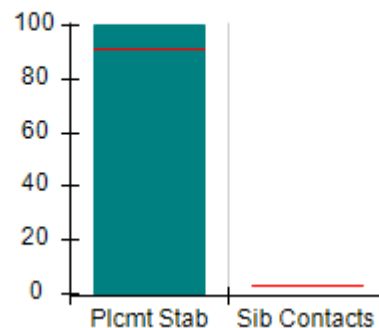
OPM Monitoring Reviews (%)



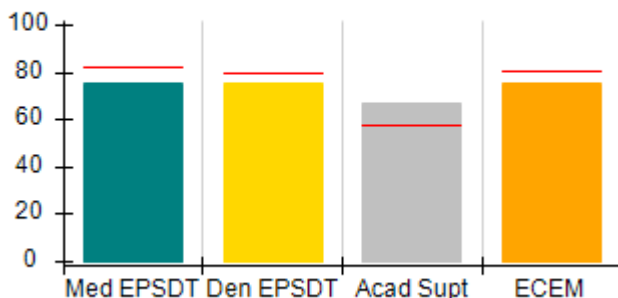
Safety Outcomes (%)



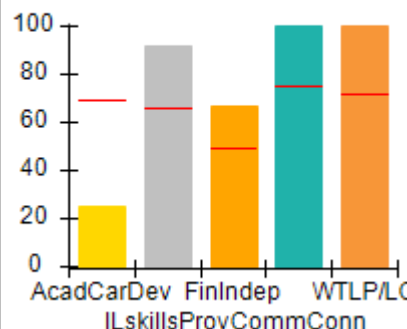
Permanency Outcomes (%)



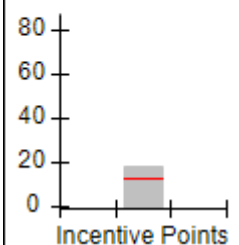
Well-Being Outcomes (%)



ILP/TLP Outcomes (%)



Incentives Earned (Points)





Performance-Based Placement Measures

RBWO Provider GA+SCORECARD - ILP/TLP

Report Quarter: Q2 FY2016

Provider/Program Name: Haven Heart's Community Development Center - Have A Heart For Haven (5151) - CCI				
950 Lake Ridge Pkwy, Riverdale, GA 30296		Quarterly Scores (Grades)		Current Quarter Score (Grade)
Phone: 770-485-2202		Q1: 84.00 (B)	Q2: 91.18 (A-)	91.18% (A-)
Vendor ID# 115564		Q3: 94.66 (A)	Q4: 91.60 (A-)	
Program Census Information:		# Children in Care During Quarter: 4	# Placements During Quarter: 4	# Children in Care On Last Day: 4
	Avg Performance All ILP/TLPs (%)	Provider Performance (%)*	Possible Points (Weight)	Provider Points Earned
OPM Monitoring Reviews				
Annual Comprehensive Reviews	86%	87%	15	13.10
Safety Reviews	94%	84%	5	4.18
Monitoring Sub-Total			20	17.27
ILP/TLP Safety Outcomes				
Incidence of Maltreatment	0.00%	Not Eligible		
Staff Training	65%	Not Eligible		
Safety Sub-Total			N/A	
ILP/TLP Permanency Outcomes				
Placement Stability	92%	100%	6	6.00
Sibling Contacts	3%	None Planned		
Permanency Sub-Total			6	6.00
ILP/TLP Well-Being Outcomes				
EPSDT Medical Visits	82%	75%	4	3.00
EPSDT Dental Visits	79%	75%	4	3.00
Academic Supports	58%	67%	3	2.01
Provider ECEM Visits	81%	75%	5	3.75
Well-Being Sub-Total			16	11.76
ILP/TLP Specialty Outcomes				
Academic/Career Development	69%	25%	10	2.50
Ind Living Skills Provision	66%	92%	15	13.80
Financial Independence	49%	67%	5	3.35
Community Connections	75%	100%	5	5.00
WTLP/Life Coach	71%	100%	15	15.00
Specialty Sub-Total			50	39.65
*Performance calculation descriptions can be found in the FY 2016 RBWO PBP Measurements and Standards Guide.				

Monitoring & Outcomes: Possible Points = 92	Points Earned = 74.68
Score Before Incentives Credit	81.18%
Incentives Awarded	10.00 pts



DHS, DFCS, Office of Provider Management
Performance-Based Placement Measures
RBWO Provider GA+SCORECARD - ILP/TLP
Report Quarter: Q2 FY2016



PBP Verification	N/A pts
Total Score	91.18%

Provider/Program Name: Haven Heart's Community Development Center - Have A Heart For Haven (5151) - CCI

Program Census Information:		# Children in Care During Quarter: 4	# Placements During Quarter: 4	# Children in Care On Last Day: 4
ILP/TLP Incentive Credits	Avg Performance All ILP/TLPs (Points)	Provider Performance (%)*	Possible Points (Weight)	Provider Points Earned
No DJJ or DOC Involvement		100%	5	5.00
Extended Foster Care Services		Not Eligible	5	
Positive Permanency Connections		50%	5	2.50
High School Graduation/College Participation/Professional Certification		25%	20	5.00
Part-Time Employment with Medical Benefits		Not Eligible	20	
Living Arrangements at Discharge		Not Eligible	20	
Additional Academic Supports		33%	2	0.66
Additional IL Skills Provision		92%	5	4.60
Active Agency Accreditation		0%	4	0.00
Staff Clinical Licensure		10%	5	0.50
Incentives Total	12.26		91	18.26

*Performance calculation descriptions can be found in the FY 2016 RBWO PBP Measurements and Standards Guide.

Child Protective Services Investigations and Dispositions

The following investigations data, which is not used for scoring but is considered significant to a provider's performance, is from Georgia SHINES and is not considered final or complete until the end of the fiscal year.

Total Reports:	0	
Number Screened In:	0	
Number Screened Out:	0	
Number Substantiated:	0	
Number Unsubstantiated:	0	
Number Active CPS Investigations:	0	



Performance-Based Placement Measures RBWO Provider GA+SCORECARD - ILP/TLP

Report Quarter: Q2 FY2016

Provider/Program Name: Haven Heart's Community Development Center - Making A Difference (5152) - CCI

512 King Arnold Street, Atlanta, GA 30354

Phone: 770-485-2202

Vendor ID# 115565

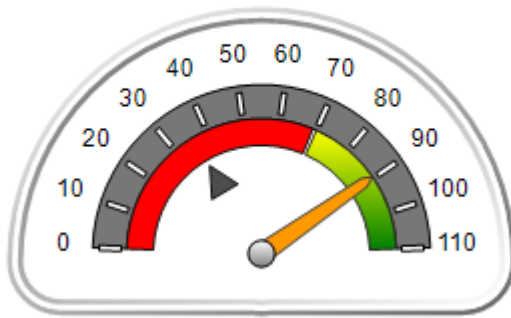
512 King Arnold Street, Atlanta, GA 30354 Phone: 770-485-2202 Vendor ID# 115565	Quarterly Scores (Grades)		Current Quarter Score (Grade)
	Q1: 92.30 (A-)	Q2: 89.62 (B+)	89.62% (B+)
	Q3: 90.29 (A-)	Q4: 98.37 (A+)	
Program Census Information:	# Children in Care During Quarter: 7	# Placements During Quarter: 8	# Children in Care On Last Day: 5

Quarterly Provider Comparisons to All ILP/TLPs

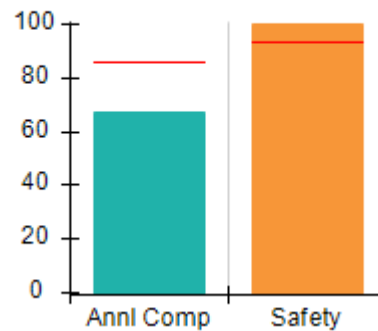
■■■■■■■■ indicates MalTx Threshold

▼ ————— indicates average for all ILP/TLPs

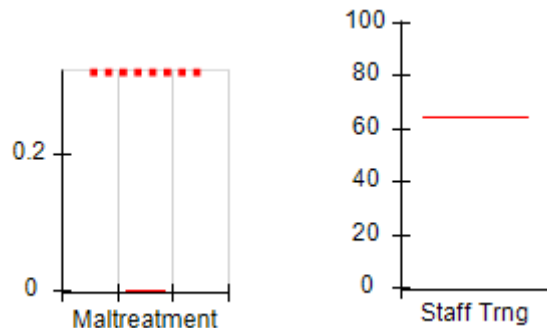
Overall Score (%)



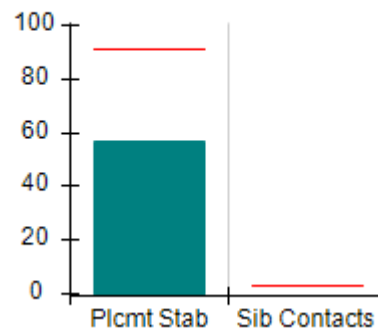
OPM Monitoring Reviews (%)



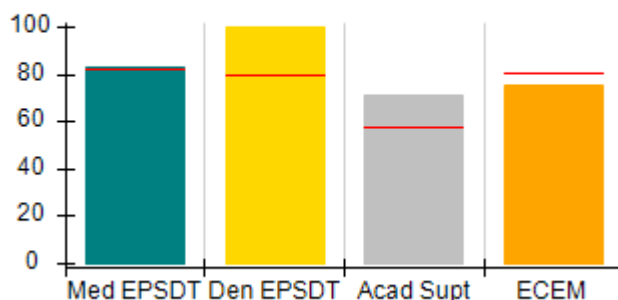
Safety Outcomes (%)



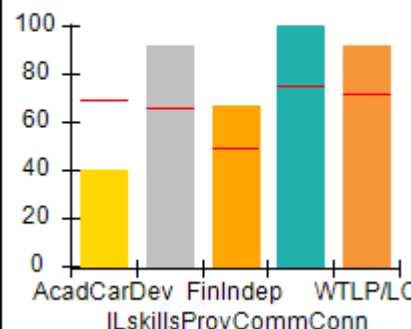
Permanency Outcomes (%)



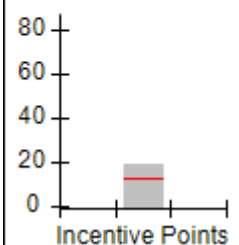
Well-Being Outcomes (%)



ILP/TLP Outcomes (%)



Incentives Earned (Points)





**Performance-Based Placement Measures
RBWO Provider GA+SCORECARD - ILP/TLP**

Report Quarter: Q2 FY2016

Provider/Program Name: Haven Heart's Community Development Center - Making A Difference (5152) - CCI				
512 King Arnold Street, Atlanta, GA 30354		Quarterly Scores (Grades)		Current Quarter Score (Grade)
Phone: 770-485-2202		Q1: 92.30 (A-)	Q2: 89.62 (B+)	89.62%
Vendor ID# 115565		Q3: 90.29 (A-)	Q4: 98.37 (A+)	(B+)
Program Census Information:		# Children in Care During Quarter: 7	# Placements During Quarter: 8	# Children in Care On Last Day: 5
	Avg Performance All ILP/TLPs (%)	Provider Performance (%)*	Possible Points (Weight)	Provider Points Earned
OPM Monitoring Reviews				
Annual Comprehensive Reviews	86%	67%	15	10.05
Safety Reviews	94%	100%	5	5.00
Monitoring Sub-Total			20	15.05
ILP/TLP Safety Outcomes				
Incidence of Maltreatment	0.00%	No Substantiated Reports	8	8.00
Staff Training	65%	Not Eligible		
Safety Sub-Total			8	8.00
ILP/TLP Permanency Outcomes				
Placement Stability	92%	57%	6	3.42
Sibling Contacts	3%	None Planned		
Permanency Sub-Total			6	3.42
ILP/TLP Well-Being Outcomes				
EPSDT Medical Visits	82%	83%	4	3.32
EPSDT Dental Visits	79%	100%	4	4.00
Academic Supports	58%	71%	3	2.13
Provider ECEM Visits	81%	75%	5	3.75
Well-Being Sub-Total			16	13.20
ILP/TLP Specialty Outcomes				
Academic/Career Development	69%	40%	10	4.00
Ind Living Skills Provision	66%	92%	15	13.80
Financial Independence	49%	67%	5	3.35
Community Connections	75%	100%	5	5.00
WTLP/Life Coach	71%	92%	15	13.80
Specialty Sub-Total			50	39.95
*Performance calculation descriptions can be found in the FY 2016 RBWO PBP Measurements and Standards Guide.				

Monitoring & Outcomes: Possible Points = 100	Points Earned = 79.62
Score Before Incentives Credit	
79.62%	



Performance-Based Placement Measures RBWO Provider GA+SCORECARD - ILP/TLP

Report Quarter: Q2 FY2016

Incentives Awarded	10.00 pts
PBP Verification	N/A pts
Total Score	89.62%

Provider/Program Name: Haven Heart's Community Development Center - Making A Difference (5152) - CCI

Program Census Information:		# Children in Care During Quarter: 7	# Placements During Quarter: 8	# Children in Care On Last Day: 5
ILP/TLP Incentive Credits	Avg Performance All ILP/TLPs (Points)	Provider Performance (%)*	Possible Points (Weight)	Provider Points Earned
No DJJ or DOC Involvement		100%	5	5.00
Extended Foster Care Services		Not Eligible	5	
Positive Permanency Connections		50%	5	2.50
High School Graduation/College Participation/Professional Certification		33%	20	6.60
Part-Time Employment with Medical Benefits		0%	20	0.00
Living Arrangements at Discharge		0%	20	0.00
Additional Academic Supports		71%	2	1.42
Additional IL Skills Provision		64%	5	3.20
Active Agency Accreditation		0%	4	0.00
Staff Clinical Licensure		10%	5	0.50
Incentives Total	12.26		91	19.22

*Performance calculation descriptions can be found in the FY 2016 RBWO PBP Measurements and Standards Guide.

Child Protective Services Investigations and Dispositions

The following investigations data, which is not used for scoring but is considered significant to a provider's performance, is from Georgia SHINES and is not considered final or complete until the end of the fiscal year.

Total Reports:	0	
Number Screened In:	0	
Number Screened Out:	0	
Number Substantiated:	0	
Number Unsubstantiated:	0	
Number Active CPS Investigations:	0	



Performance-Based Placement Measures RBWO Provider GA+SCORECARD - ILP/TLP

Report Quarter: Q2 FY2016

Provider/Program Name: House of Dawn - ILP (5155) - CCI

7469 Caribou Trail, Jonesboro, GA 30295

Phone: 770-477-2385

Vendor ID# 118207

Program Census Information:

Children in Care During
Quarter: 0# Placements During
Quarter: 0# Children in Care On Last
Day: 0

Quarterly Scores (Grades)

Current Quarter Score
(Grade)

Q1: 00.00 (F)

Q2: 100.00 (A+)

100.00%

Q3: 100.00 (A+)

Q4: 100.00 (A+)

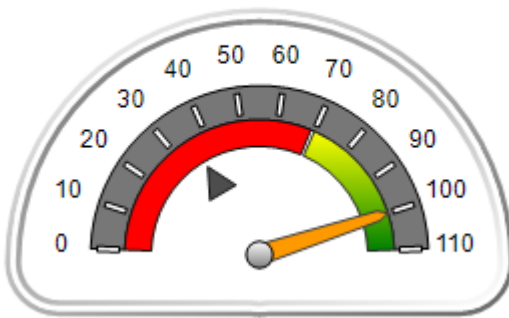
(A+)

Quarterly Provider Comparisons to All ILP/TLPs

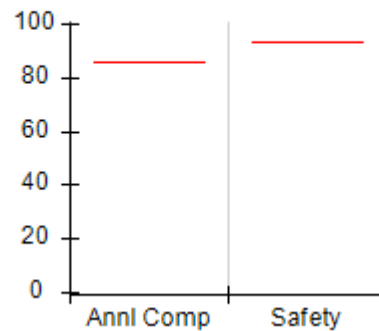
■■■■■■■■ indicates MalTx Threshold

▼ — indicates average for all ILP/TLPs

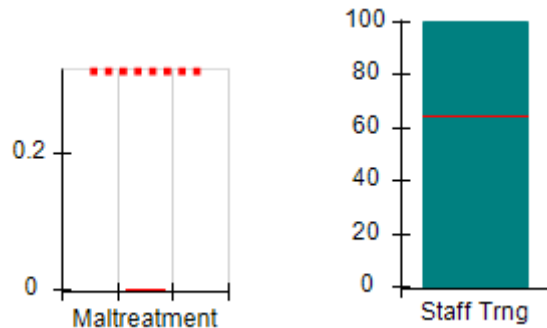
Overall Score (%)



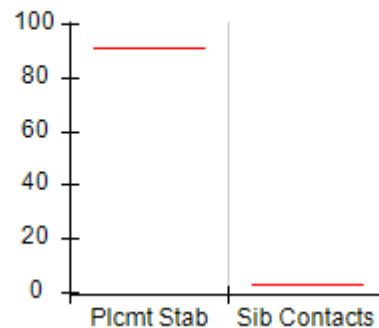
OPM Monitoring Reviews (%)



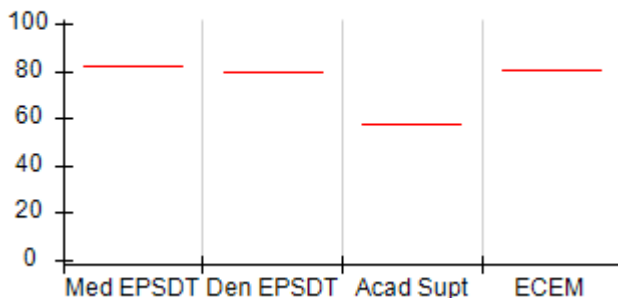
Safety Outcomes (%)



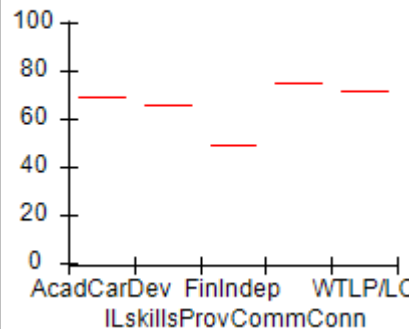
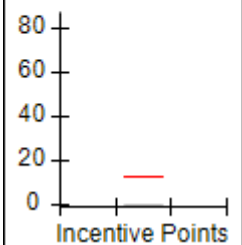
Permanency Outcomes (%)



Well-Being Outcomes (%)



ILP/TLP Outcomes (%)

Incentives
Earned
(Points)



Performance-Based Placement Measures RBWO Provider GA+SCORECARD - ILP/TLP

Report Quarter: Q2 FY2016

Provider/Program Name: House of Dawn - ILP (5155) - CCI

7469 Caribou Trail, Jonesboro, GA 30295 Phone: 770-477-2385 Vendor ID# 118207	Quarterly Scores (Grades)		Current Quarter Score (Grade)
	Q1: 00.00 (F)	Q2: 100.00 (A+)	100.00% (A+)
	Q3: 100.00 (A+)	Q4: 100.00 (A+)	

Program Census Information:	# Children in Care During Quarter: 0	# Placements During Quarter: 0	# Children in Care On Last Day: 0
-----------------------------	--------------------------------------	--------------------------------	-----------------------------------

	Avg Performance All ILP/TLPs (%)	Provider Performance (%)*	Possible Points (Weight)	Provider Points Earned
--	----------------------------------	---------------------------	--------------------------	------------------------

OPM Monitoring Reviews

Annual Comprehensive Reviews	86%	Not Yet Conducted		
Safety Reviews	94%	Not Yet Conducted		
Monitoring Sub-Total				0.00

ILP/TLP Safety Outcomes

Incidence of Maltreatment	0.00%	Not Eligible		
Staff Training	65%	100%	8	8.00
Safety Sub-Total			8	8.00

ILP/TLP Permanency Outcomes

Placement Stability	92%	Not Eligible		
Sibling Contacts	3%	None Planned		
Permanency Sub-Total			N/A	

ILP/TLP Well-Being Outcomes

EPSDT Medical Visits	82%	Not Eligible		
EPSDT Dental Visits	79%	Not Eligible		
Academic Supports	58%	Not Eligible		
Provider ECEM Visits	81%	Not Eligible		
Well-Being Sub-Total			N/A	

ILP/TLP Specialty Outcomes

Academic/Career Development	69%	Not Eligible		
Ind Living Skills Provision	66%	Not Eligible		
Financial Independence	49%	Not Eligible		
Community Connections	75%	Not Eligible		
WTLP/Life Coach	71%	Not Eligible		
Specialty Sub-Total			N/A	

*Performance calculation descriptions can be found in the FY 2016 RBWO PBP Measurements and Standards Guide.

Monitoring & Outcomes: Possible Points = 8	Points Earned = 08.00
Score Before Incentives Credit	100.00%
Incentives Awarded	00.00 pts



DHS, DFCS, Office of Provider Management
Performance-Based Placement Measures
RBWO Provider GA+SCORECARD - ILP/TLP
Report Quarter: Q2 FY2016



PBP Verification	N/A pts
Total Score	100.00%

Provider/Program Name: House of Dawn - ILP (5155) - CCI

Program Census Information:		# Children in Care During Quarter: 0	# Placements During Quarter: 0	# Children in Care On Last Day: 0
ILP/TLP Incentive Credits	Avg Performance All ILP/TLPs (Points)	Provider Performance (%)*	Possible Points (Weight)	Provider Points Earned
No DJJ or DOC Involvement		Not Eligible	5	
Extended Foster Care Services		Not Eligible	5	
Positive Permanency Connections		Not Eligible	5	
High School Graduation/College Participation/Professional Certification		Not Eligible	20	
Part-Time Employment with Medical Benefits		Not Eligible	20	
Living Arrangements at Discharge		Not Eligible	20	
Additional Academic Supports		Not Eligible	2	
Additional IL Skills Provision		Not Eligible	5	
Active Agency Accreditation		0%	4	0.00
Staff Clinical Licensure		0%	5	0.00
Incentives Total	12.26		91	0.00

*Performance calculation descriptions can be found in the FY 2016 RBWO PBP Measurements and Standards Guide.

Child Protective Services Investigations and Dispositions

The following investigations data, which is not used for scoring but is considered significant to a provider's performance, is from Georgia SHINES and is not considered final or complete until the end of the fiscal year.

Total Reports:	0
Number Screened In:	0
Number Screened Out:	0
Number Substantiated:	0
Number Unsubstantiated:	0
Number Active CPS Investigations:	0



Performance-Based Placement Measures **RBWO Provider GA+SCORECARD - ILP/TLP**

Report Quarter: Q2 FY2016

Provider/Program Name: Life Skills Community Center - (5204) - CCI

975 Cobb Place Blvd., Atlanta, GA 30144

Phone: 404-918-0908

Vendor ID# 132893

Quarterly Scores (Grades)

Q1: (N/A)

Q2: 100.00 (A+)

Q3: 23.75 (F)

Q4: 66.96 (D)

Current Quarter Score (Grade)

100.00%

(A+)

Program Census Information:

Children in Care During Quarter: 0

Placements During Quarter: 0

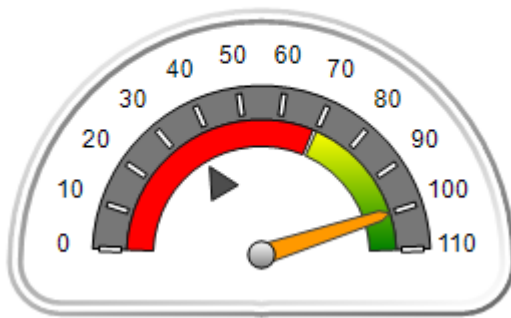
Children in Care On Last Day: 0

Quarterly Provider Comparisons to All ILP/TLPs

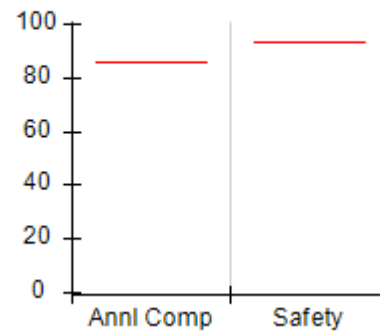
■■■■■■■■ indicates MalTx Threshold

▼ indicates average for all ILP/TLPs

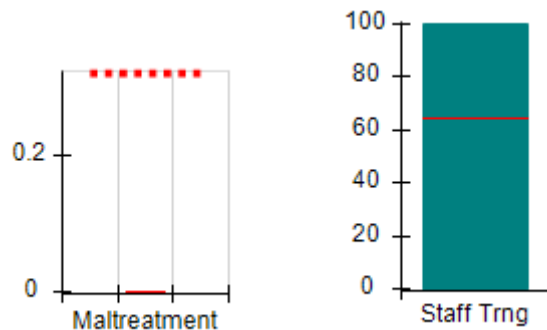
Overall Score (%)



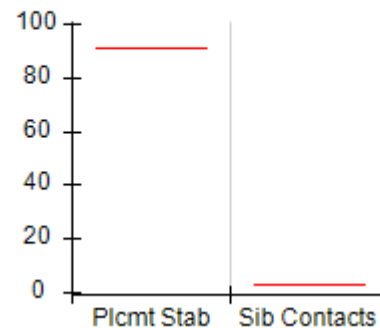
OPM Monitoring Reviews (%)



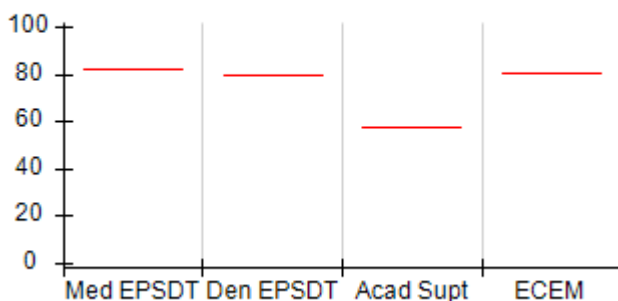
Safety Outcomes (%)



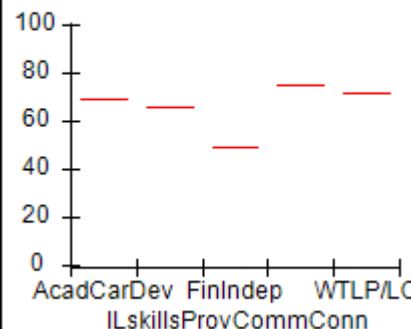
Permanency Outcomes (%)



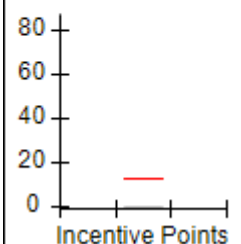
Well-Being Outcomes (%)



ILP/TLP Outcomes (%)



Incentives Earned (Points)





Performance-Based Placement Measures RBWO Provider GA+SCORECARD - ILP/TLP

Report Quarter: Q2 FY2016

Provider/Program Name: Life Skills Community Center - (5204) - CCI

975 Cobb Place Blvd., Atlanta, GA 30144 Phone: 404-918-0908 Vendor ID# 132893	Quarterly Scores (Grades)		Current Quarter Score (Grade)
	Q1: (N/A)	Q2: 100.00 (A+)	100.00% (A+)
	Q3: 23.75 (F)	Q4: 66.96 (D)	

Program Census Information:	# Children in Care During Quarter: 0	# Placements During Quarter: 0	# Children in Care On Last Day: 0
-----------------------------	--------------------------------------	--------------------------------	-----------------------------------

	Avg Performance All ILP/TLPs (%)	Provider Performance (%)*	Possible Points (Weight)	Provider Points Earned
--	----------------------------------	---------------------------	--------------------------	------------------------

OPM Monitoring Reviews

Annual Comprehensive Reviews	86%	Not Yet Conducted		
Safety Reviews	94%	Not Yet Conducted		
Monitoring Sub-Total				0.00

ILP/TLP Safety Outcomes

Incidence of Maltreatment	0.00%	Not Eligible		
Staff Training	65%	100%	8	8.00
Safety Sub-Total			8	8.00

ILP/TLP Permanency Outcomes

Placement Stability	92%	Not Eligible		
Sibling Contacts	3%	None Planned		
Permanency Sub-Total			N/A	

ILP/TLP Well-Being Outcomes

EPSDT Medical Visits	82%	Not Eligible		
EPSDT Dental Visits	79%	Not Eligible		
Academic Supports	58%	Not Eligible		
Provider ECEM Visits	81%	Not Eligible		
Well-Being Sub-Total			N/A	

ILP/TLP Specialty Outcomes

Academic/Career Development	69%	Not Eligible		
Ind Living Skills Provision	66%	Not Eligible		
Financial Independence	49%	Not Eligible		
Community Connections	75%	Not Eligible		
WTLP/Life Coach	71%	Not Eligible		
Specialty Sub-Total			N/A	

*Performance calculation descriptions can be found in the FY 2016 RBWO PBP Measurements and Standards Guide.

Monitoring & Outcomes: Possible Points = 8	Points Earned = 08.00
Score Before Incentives Credit	100.00%
Incentives Awarded	00.00 pts



DHS, DFCS, Office of Provider Management
Performance-Based Placement Measures
RBWO Provider GA+SCORECARD - ILP/TLP
Report Quarter: Q2 FY2016



PBP Verification	N/A pts
Total Score	100.00%

Provider/Program Name: Life Skills Community Center - (5204) - CCI

Program Census Information:		# Children in Care During Quarter: 0	# Placements During Quarter: 0	# Children in Care On Last Day: 0
ILP/TLP Incentive Credits	Avg Performance All ILP/TLPs (Points)	Provider Performance (%)*	Possible Points (Weight)	Provider Points Earned
No DJJ or DOC Involvement		Not Eligible	5	
Extended Foster Care Services		Not Eligible	5	
Positive Permanency Connections		Not Eligible	5	
High School Graduation/College Participation/Professional Certification		Not Eligible	20	
Part-Time Employment with Medical Benefits		Not Eligible	20	
Living Arrangements at Discharge		Not Eligible	20	
Additional Academic Supports		Not Eligible	2	
Additional IL Skills Provision		Not Eligible	5	
Active Agency Accreditation		0%	4	0.00
Staff Clinical Licensure		0%	5	0.00
Incentives Total	12.26		91	0.00

*Performance calculation descriptions can be found in the FY 2016 RBWO PBP Measurements and Standards Guide.

Child Protective Services Investigations and Dispositions

The following investigations data, which is not used for scoring but is considered significant to a provider's performance, is from Georgia SHINES and is not considered final or complete until the end of the fiscal year.

Total Reports:	0	
Number Screened In:	0	
Number Screened Out:	0	
Number Substantiated:	0	
Number Unsubstantiated:	0	
Number Active CPS Investigations:	0	



Performance-Based Placement Measures **RBWO Provider GA+SCORECARD - ILP/TLP**

Report Quarter: Q2 FY2016

Provider/Program Name: Little Debbie's Second Chance Home, Inc. - TLP (967) - CCI

3900 Leprechaun Court, Decatur, GA 30034

Phone: 770-686-5169

Vendor ID# 35447

Quarterly Scores (Grades)

Q1: 107.06 (A+)

Q2: 108.12 (A+)

Q3: 108.72 (A+)

Q4: 101.50 (A+)

Current Quarter Score (Grade)

108.12%

(A+)

Program Census Information:

Children in Care During Quarter: 7

Placements During Quarter: 7

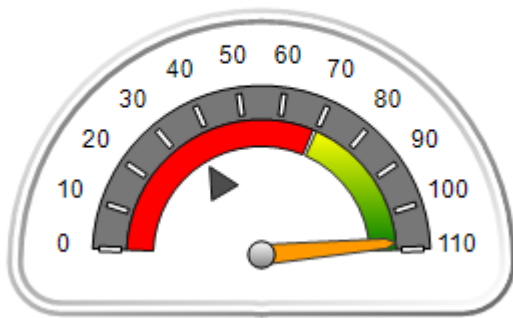
Children in Care On Last Day: 6

Quarterly Provider Comparisons to All ILP/TLPs

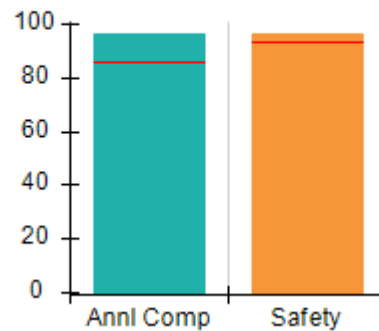
■■■■■■■■ indicates MalTx Threshold

▼ indicates average for all ILP/TLPs

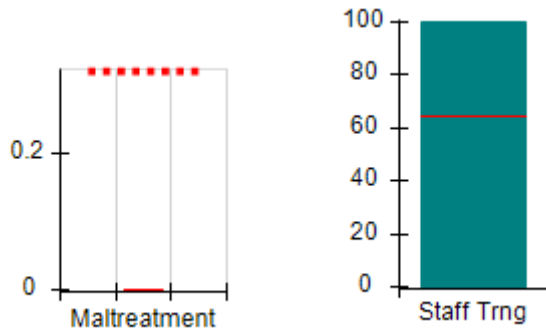
Overall Score (%)



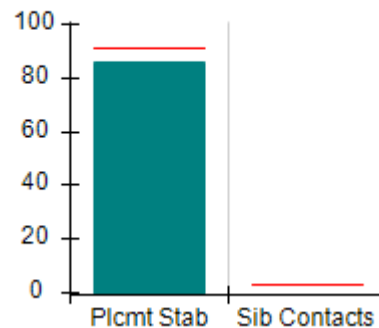
OPM Monitoring Reviews (%)



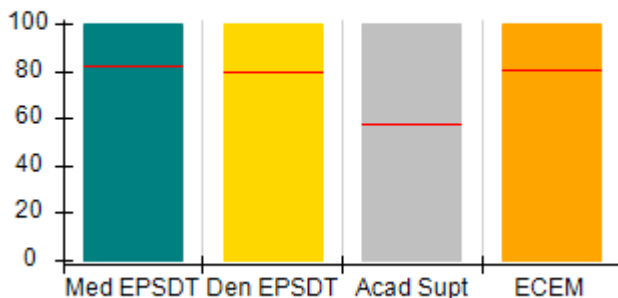
Safety Outcomes (%)



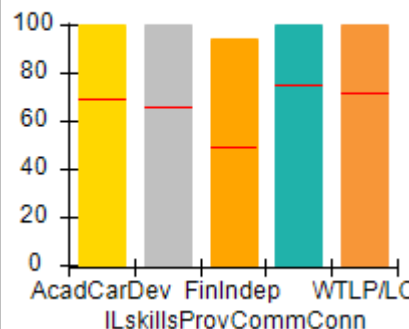
Permanency Outcomes (%)



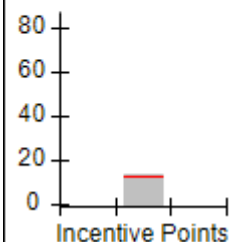
Well-Being Outcomes (%)



ILP/TLP Outcomes (%)



Incentives Earned (Points)





Performance-Based Placement Measures RBWO Provider GA+SCORECARD - ILP/TLP

Report Quarter: Q2 FY2016

Provider/Program Name: Little Debbie's Second Chance Home, Inc. - TLP (967) - CCI				
3900 Leprechaun Court, Decatur, GA 30034		Quarterly Scores (Grades)		Current Quarter Score (Grade)
Phone: 770-686-5169		Q1: 107.06 (A+)	Q2: 108.12 (A+)	108.12% (A+)
Vendor ID# 35447		Q3: 108.72 (A+)	Q4: 101.50 (A+)	
Program Census Information:		# Children in Care During Quarter: 7	# Placements During Quarter: 7	# Children in Care On Last Day: 6
	Avg Performance All ILP/TLPs (%)	Provider Performance (%)*	Possible Points (Weight)	Provider Points Earned
OPM Monitoring Reviews				
Annual Comprehensive Reviews	86%	96%	15	14.44
Safety Reviews	94%	96%	5	4.82
Monitoring Sub-Total			20	19.26
ILP/TLP Safety Outcomes				
Incidence of Maltreatment	0.00%	No Substantiated Reports	3	3.00
Staff Training	65%	100%	5	5.00
Safety Sub-Total			8	8.00
ILP/TLP Permanency Outcomes				
Placement Stability	92%	86%	6	5.16
Sibling Contacts	3%	None Planned		
Permanency Sub-Total			6	5.16
ILP/TLP Well-Being Outcomes				
EPSDT Medical Visits	82%	100%	4	4.00
EPSDT Dental Visits	79%	100%	4	4.00
Academic Supports	58%	100%	3	3.00
Provider ECEM Visits	81%	100%	5	5.00
Well-Being Sub-Total			16	16.00
ILP/TLP Specialty Outcomes				
Academic/Career Development	69%	100%	10	10.00
Ind Living Skills Provision	66%	100%	15	15.00
Financial Independence	49%	94%	5	4.70
Community Connections	75%	100%	5	5.00
WTLP/Life Coach	71%	100%	15	15.00
Specialty Sub-Total			50	49.70
*Performance calculation descriptions can be found in the FY 2016 RBWO PBP Measurements and Standards Guide.				

Monitoring & Outcomes: Possible Points = 100

Points Earned = 98.12

Score Before Incentives Credit

98.12%



Performance-Based Placement Measures

RBWO Provider GA+SCORECARD - ILP/TLP

Report Quarter: Q2 FY2016

Incentives Awarded	10.00 pts
PBP Verification	N/A pts
Total Score	108.12%

Provider/Program Name: Little Debbie's Second Chance Home, Inc. - TLP (967) - CCI

Program Census Information:		# Children in Care During Quarter: 7	# Placements During Quarter: 7	# Children in Care On Last Day: 6
ILP/TLP Incentive Credits	Avg Performance All ILP/TLPs (Points)	Provider Performance (%)*	Possible Points (Weight)	Provider Points Earned
No DJJ or DOC Involvement		100%	5	5.00
Extended Foster Care Services		Not Eligible	5	
Positive Permanency Connections		0%	5	0.00
High School Graduation/College Participation/Professional Certification		0%	20	0.00
Part-Time Employment with Medical Benefits		0%	20	0.00
Living Arrangements at Discharge		0%	20	0.00
Additional Academic Supports		77%	2	1.54
Additional IL Skills Provision		94%	5	4.70
Active Agency Accreditation		50%	4	2.00
Staff Clinical Licensure		0%	5	0.00
Incentives Total	12.26		91	13.24

*Performance calculation descriptions can be found in the FY 2016 RBWO PBP Measurements and Standards Guide.

Child Protective Services Investigations and Dispositions

The following investigations data, which is not used for scoring but is considered significant to a provider's performance, is from Georgia SHINES and is not considered final or complete until the end of the fiscal year.

Total Reports:	0	
Number Screened In:	0	
Number Screened Out:	0	
Number Substantiated:	0	
Number Unsubstantiated:	0	
Number Active CPS Investigations:	0	



Performance-Based Placement Measures RBWO Provider GA+SCORECARD - ILP/TLP

Report Quarter: Q2 FY2016

Provider/Program Name: Madi's House - Madi's House (5180) - CCI

4555 Kelden Circle, College Park, GA 30349

Phone: 4049803543

Vendor ID# 121478

Quarterly Scores (Grades)

Q1: 63.36 (D-)

Q2: 72.05 (C-)

Q3: 68.53 (D+)

Q4: 67.13 (D+)

Current Quarter Score (Grade)

72.05%

(C-)

Program Census Information:

Children in Care During Quarter: 3

Placements During Quarter: 3

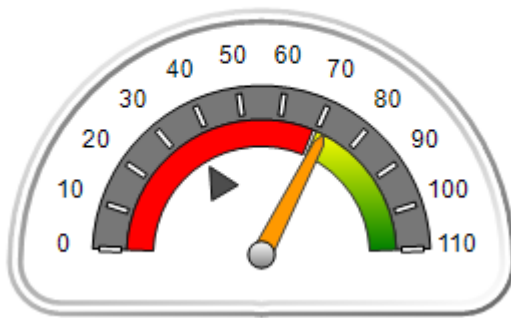
Children in Care On Last Day: 3

Quarterly Provider Comparisons to All ILP/TLPs

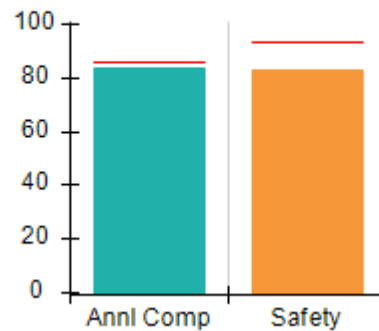
■■■■■■■■ indicates MalTx Threshold

▼ indicates average for all ILP/TLPs

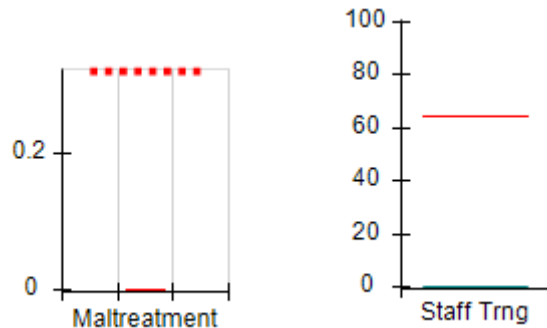
Overall Score (%)



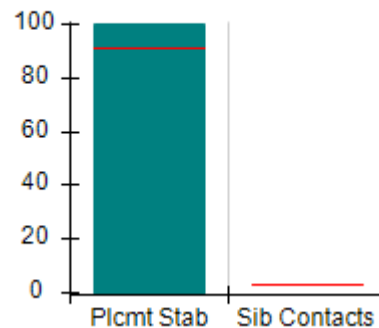
OPM Monitoring Reviews (%)



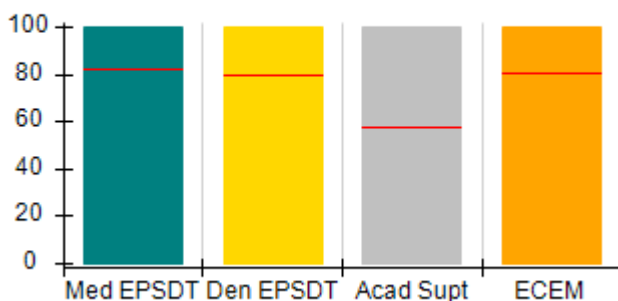
Safety Outcomes (%)



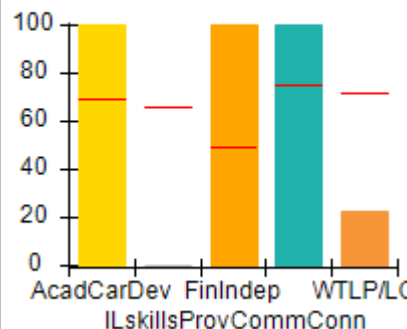
Permanency Outcomes (%)



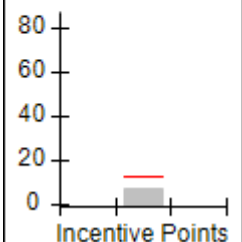
Well-Being Outcomes (%)



ILP/TLP Outcomes (%)



Incentives Earned (Points)





Performance-Based Placement Measures RBWO Provider GA+SCORECARD - ILP/TLP

Report Quarter: Q2 FY2016

Provider/Program Name: Madi's House - Madi's House (5180) - CCI

4555 Kelden Circle, College Park, GA 30349

Phone: 4049803543

Vendor ID# 121478

Quarterly Scores (Grades)
**Current Quarter Score
(Grade)**

Q1: 63.36 (D-)

Q2: 72.05 (C-)

**72.05%
(C-)**

Q3: 68.53 (D+)

Q4: 67.13 (D+)

Program Census Information:

Children in Care During
Quarter: 3# Placements During
Quarter: 3# Children in Care On
Last Day: 3
**Avg
Performance All
ILP/TLPs (%)**
**Provider
Performance (%)***
**Possible Points
(Weight)**
**Provider Points
Earned**
OPM Monitoring Reviews

Annual Comprehensive Reviews	86%	84%	15	12.60
Safety Reviews	94%	83%	5	4.15
Monitoring Sub-Total			20	16.75

ILP/TLP Safety Outcomes

Incidence of Maltreatment	0.00%	No Substantiated Reports	3	3.00
Staff Training	65%	0%	5	0.00
Safety Sub-Total			8	3.00

ILP/TLP Permanency Outcomes

Placement Stability	92%	100%	6	6.00
Sibling Contacts	3%	None Planned		
Permanency Sub-Total			6	6.00

ILP/TLP Well-Being Outcomes

EPSDT Medical Visits	82%	100%	4	4.00
EPSDT Dental Visits	79%	100%	4	4.00
Academic Supports	58%	100%	3	3.00
Provider ECEM Visits	81%	100%	5	5.00
Well-Being Sub-Total			16	16.00

ILP/TLP Specialty Outcomes

Academic/Career Development	69%	100%	10	10.00
Ind Living Skills Provision	66%	0%	15	0.00
Financial Independence	49%	100%	5	5.00
Community Connections	75%	100%	5	5.00
WTLP/Life Coach	71%	22%	15	3.30
Specialty Sub-Total			50	23.30

*Performance calculation descriptions can be found in the FY 2016 RBWO PBP Measurements and Standards Guide.

Monitoring & Outcomes: Possible Points = 100
Points Earned = 65.05
Score Before Incentives Credit
65.05%



Performance-Based Placement Measures RBWO Provider GA+SCORECARD - ILP/TLP

Report Quarter: Q2 FY2016

Incentives Awarded	07.00 pts
PBP Verification	N/A pts
Total Score	72.05%

Provider/Program Name: Madi's House - Madi's House (5180) - CCI

Program Census Information:		# Children in Care During Quarter: 3	# Placements During Quarter: 3	# Children in Care On Last Day: 3
ILP/TLP Incentive Credits	Avg Performance All ILP/TLPs (Points)	Provider Performance (%)*	Possible Points (Weight)	Provider Points Earned
No DJJ or DOC Involvement		100%	5	5.00
Extended Foster Care Services		Not Eligible	5	
Positive Permanency Connections		0%	5	0.00
High School Graduation/College Participation/Professional Certification		0%	20	0.00
Part-Time Employment with Medical Benefits		Not Eligible	20	
Living Arrangements at Discharge		Not Eligible	20	
Additional Academic Supports		100%	2	2.00
Additional IL Skills Provision		0%	5	0.00
Active Agency Accreditation		0%	4	0.00
Staff Clinical Licensure		0%	5	0.00
Incentives Total	12.26		91	7.00

*Performance calculation descriptions can be found in the FY 2016 RBWO PBP Measurements and Standards Guide.

Child Protective Services Investigations and Dispositions

The following investigations data, which is not used for scoring but is considered significant to a provider's performance, is from Georgia SHINES and is not considered final or complete until the end of the fiscal year.

Total Reports:	0	
Number Screened In:	0	
Number Screened Out:	0	
Number Substantiated:	0	
Number Unsubstantiated:	0	
Number Active CPS Investigations:	0	



Performance-Based Placement Measures RBWO Provider GA+SCORECARD - ILP/TLP

Report Quarter: Q2 FY2016

Provider/Program Name: North Georgia Angel House - TLP (5126) - CCI

2260 Sam Nelson Road, Canton, GA 30114

Phone: 770-479-9555

Vendor ID# 108343

Quarterly Scores (Grades)

Q1: 106.64 (A+)

Q2: 107.22 (A+)

Q3: 101.91 (A+)

Q4: 107.07 (A+)

Current Quarter Score (Grade)

107.22%

(A+)

Program Census Information:

Children in Care During Quarter: 7

Placements During Quarter: 7

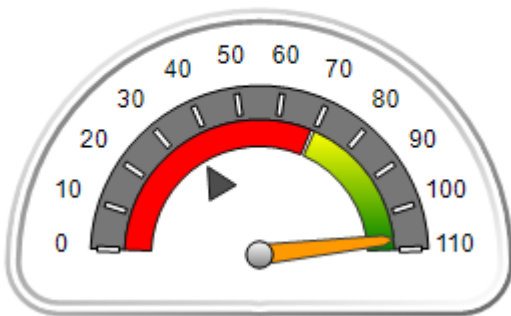
Children in Care On Last Day: 4

Quarterly Provider Comparisons to All ILP/TLPs

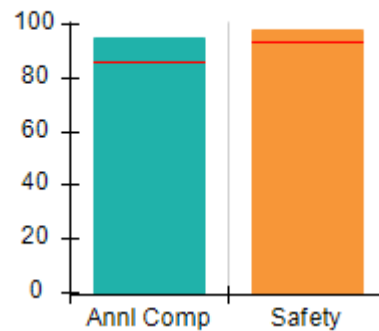
■■■■■■■■ indicates MalTx Threshold

▼ indicates average for all ILP/TLPs

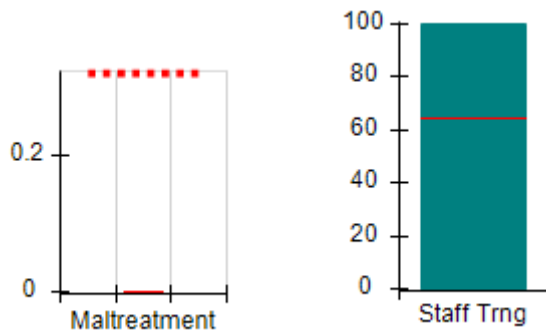
Overall Score (%)



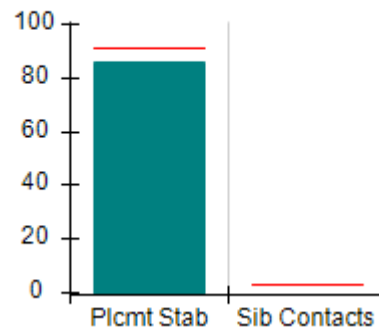
OPM Monitoring Reviews (%)



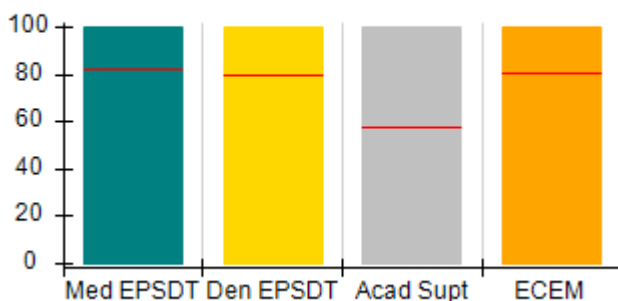
Safety Outcomes (%)



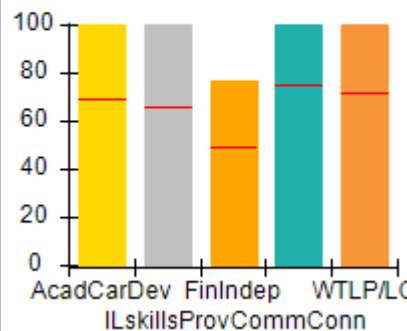
Permanency Outcomes (%)



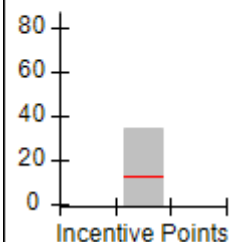
Well-Being Outcomes (%)



ILP/TLP Outcomes (%)



Incentives Earned (Points)





Performance-Based Placement Measures

RBWO Provider GA+SCORECARD - ILP/TLP

Report Quarter: Q2 FY2016

Provider/Program Name: North Georgia Angel House - TLP (5126) - CCI

2260 Sam Nelson Road, Canton, GA 30114

Phone: 770-479-9555

Vendor ID# 108343

Quarterly Scores (Grades)**Current Quarter Score (Grade)**

Q1: 106.64 (A+)

Q2: 107.22 (A+)

107.22%

Q3: 101.91 (A+)

Q4: 107.07 (A+)

(A+)

Program Census Information:

Children in Care During
Quarter: 7# Placements During
Quarter: 7# Children in Care On
Last Day: 4Avg
Performance All
ILP/TLPs (%)Provider
Performance (%)*Possible Points
(Weight)Provider Points
Earned**OPM Monitoring Reviews**

Annual Comprehensive Reviews	86%	95%	15	14.30
Safety Reviews	94%	98%	5	4.91
Monitoring Sub-Total			20	19.21

ILP/TLP Safety Outcomes

Incidence of Maltreatment	0.00%	No Substantiated Reports	3	3.00
Staff Training	65%	100%	5	5.00
Safety Sub-Total			8	8.00

ILP/TLP Permanency Outcomes

Placement Stability	92%	86%	6	5.16
Sibling Contacts	3%	None Planned		
Permanency Sub-Total			6	5.16

ILP/TLP Well-Being Outcomes

EPSDT Medical Visits	82%	100%	4	4.00
EPSDT Dental Visits	79%	100%	4	4.00
Academic Supports	58%	100%	3	3.00
Provider ECEM Visits	81%	100%	5	5.00
Well-Being Sub-Total			16	16.00

ILP/TLP Specialty Outcomes

Academic/Career Development	69%	100%	10	10.00
Ind Living Skills Provision	66%	100%	15	15.00
Financial Independence	49%	77%	5	3.85
Community Connections	75%	100%	5	5.00
WTLP/Life Coach	71%	100%	15	15.00
Specialty Sub-Total			50	48.85

*Performance calculation descriptions can be found in the FY 2016 RBWO PBP Measurements and Standards Guide.

Monitoring & Outcomes: Possible Points = 100**Points Earned = 97.22****Score Before Incentives Credit****97.22%**



Performance-Based Placement Measures
RBWO Provider GA+SCORECARD - ILP/TLP

Report Quarter: Q2 FY2016

Incentives Awarded	10.00 pts
PBP Verification	N/A pts
Total Score	107.22%

Provider/Program Name: North Georgia Angel House - TLP (5126) - CCI

Program Census Information:		# Children in Care During Quarter: 7	# Placements During Quarter: 7	# Children in Care On Last Day: 4
ILP/TLP Incentive Credits	Avg Performance All ILP/TLPs (Points)	Provider Performance (%)*	Possible Points (Weight)	Provider Points Earned
No DJJ or DOC Involvement		100%	5	5.00
Extended Foster Care Services		100%	5	5.00
Positive Permanency Connections		100%	5	5.00
High School Graduation/College Participation/Professional Certification		20%	20	4.00
Part-Time Employment with Medical Benefits		0%	20	0.00
Living Arrangements at Discharge		33%	20	6.60
Additional Academic Supports		92%	2	1.84
Additional IL Skills Provision		92%	5	4.60
Active Agency Accreditation		50%	4	2.00
Staff Clinical Licensure		0%	5	0.00
Incentives Total	12.26		91	34.04

*Performance calculation descriptions can be found in the FY 2016 RBWO PBP Measurements and Standards Guide.

Child Protective Services Investigations and Dispositions

The following investigations data, which is not used for scoring but is considered significant to a provider's performance, is from Georgia SHINES and is not considered final or complete until the end of the fiscal year.

Total Reports:	0
Number Screened In:	0
Number Screened Out:	0
Number Substantiated:	0
Number Unsubstantiated:	0
Number Active CPS Investigations:	0



Performance-Based Placement Measures RBWO Provider GA+SCORECARD - ILP/TLP

Report Quarter: Q2 FY2016

Provider/Program Name: Open Door Home - Boys ILP (5132) - CCI

1205 Ethel Avenue, Rome, GA 30165

Phone: 706-232-6662

Vendor ID# 111812

Quarterly Scores (Grades)

Q1: 53.77 (F)

Q2: 53.77 (F)

Q3: 53.77 (F)

Q4: 53.77 (F)

Current Quarter Score (Grade)

53.77%

(F)

Program Census Information:

Children in Care During Quarter: 0

Placements During Quarter: 0

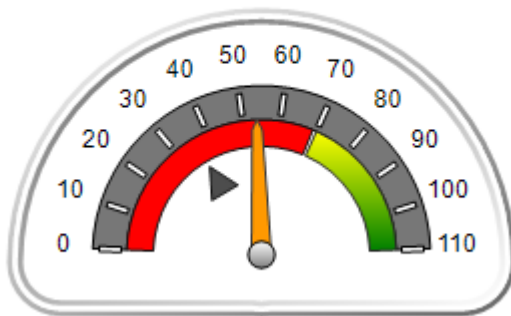
Children in Care On Last Day: 0

Quarterly Provider Comparisons to All ILP/TLPs

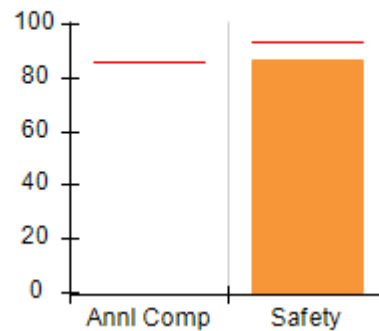
■■■■■■■■ indicates MalTx Threshold

▼ indicates average for all ILP/TLPs

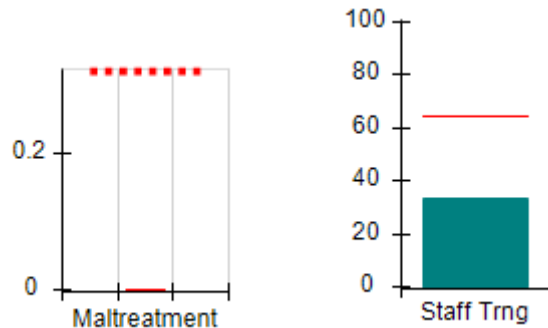
Overall Score (%)



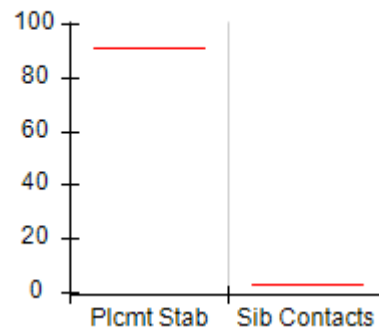
OPM Monitoring Reviews (%)



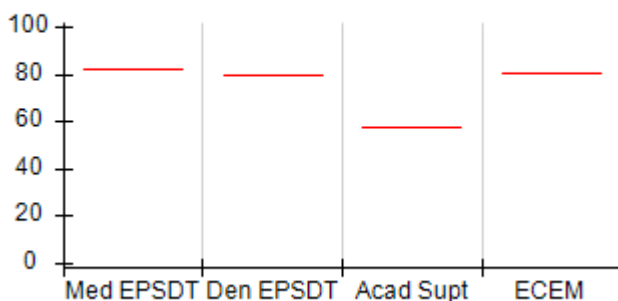
Safety Outcomes (%)



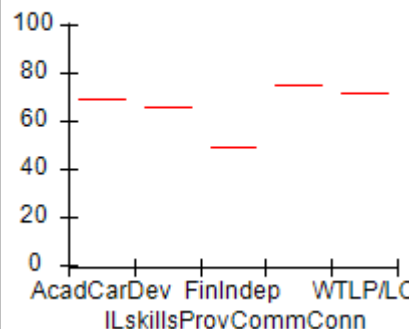
Permanency Outcomes (%)



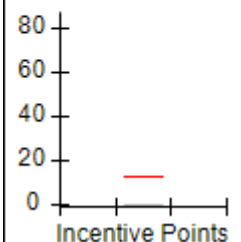
Well-Being Outcomes (%)



ILP/TLP Outcomes (%)



Incentives Earned (Points)





Performance-Based Placement Measures RBWO Provider GA+SCORECARD - ILP/TLP

Report Quarter: Q2 FY2016

Provider/Program Name: Open Door Home - Boys ILP (5132) - CCI

1205 Ethel Avenue, Rome, GA 30165 Phone: 706-232-6662 Vendor ID# 111812	Quarterly Scores (Grades)		Current Quarter Score (Grade)
	Q1: 53.77 (F)	Q2: 53.77 (F)	53.77% (F)
	Q3: 53.77 (F)	Q4: 53.77 (F)	

Program Census Information:	# Children in Care During Quarter: 0	# Placements During Quarter: 0	# Children in Care On Last Day: 0
-----------------------------	--------------------------------------	--------------------------------	-----------------------------------

	Avg Performance All ILP/TLPs (%)	Provider Performance (%)*	Possible Points (Weight)	Provider Points Earned
--	----------------------------------	---------------------------	--------------------------	------------------------

OPM Monitoring Reviews

Annual Comprehensive Reviews	86%	Not Yet Conducted		
Safety Reviews	94%	87%	5	4.35
Monitoring Sub-Total			5	4.35

ILP/TLP Safety Outcomes

Incidence of Maltreatment	0.00%	Not Eligible		
Staff Training	65%	33%	8	2.64
Safety Sub-Total			8	2.64

ILP/TLP Permanency Outcomes

Placement Stability	92%	Not Eligible		
Sibling Contacts	3%	None Planned		
Permanency Sub-Total			N/A	

ILP/TLP Well-Being Outcomes

EPSDT Medical Visits	82%	Not Eligible		
EPSDT Dental Visits	79%	Not Eligible		
Academic Supports	58%	Not Eligible		
Provider ECEM Visits	81%	Not Eligible		
Well-Being Sub-Total			N/A	

ILP/TLP Specialty Outcomes

Academic/Career Development	69%	Not Eligible		
Ind Living Skills Provision	66%	Not Eligible		
Financial Independence	49%	Not Eligible		
Community Connections	75%	Not Eligible		
WTLP/Life Coach	71%	Not Eligible		
Specialty Sub-Total			N/A	

*Performance calculation descriptions can be found in the FY 2016 RBWO PBP Measurements and Standards Guide.

Monitoring & Outcomes: Possible Points = 13	Points Earned = 06.99
Score Before Incentives Credit	53.77%
Incentives Awarded	00.00 pts



DHS, DFCS, Office of Provider Management
Performance-Based Placement Measures
RBWO Provider GA+SCORECARD - ILP/TLP
Report Quarter: Q2 FY2016



PBP Verification	N/A pts
Total Score	53.77%

Provider/Program Name: Open Door Home - Boys ILP (5132) - CCI				
Program Census Information:		# Children in Care During Quarter: 0	# Placements During Quarter: 0	# Children in Care On Last Day: 0
ILP/TLP Incentive Credits	Avg Performance All ILP/TLPs (Points)	Provider Performance (%)*	Possible Points (Weight)	Provider Points Earned
No DJJ or DOC Involvement		Not Eligible	5	
Extended Foster Care Services		Not Eligible	5	
Positive Permanency Connections		Not Eligible	5	
High School Graduation/College Participation/Professional Certification		Not Eligible	20	
Part-Time Employment with Medical Benefits		Not Eligible	20	
Living Arrangements at Discharge		Not Eligible	20	
Additional Academic Supports		Not Eligible	2	
Additional IL Skills Provision		Not Eligible	5	
Active Agency Accreditation		0%	4	0.00
Staff Clinical Licensure		0%	5	0.00
Incentives Total	12.26		91	0.00
*Performance calculation descriptions can be found in the FY 2016 RBWO PBP Measurements and Standards Guide.				

Child Protective Services Investigations and Dispositions		
The following investigations data, which is not used for scoring but is considered significant to a provider's performance, is from Georgia SHINES and is not considered final or complete until the end of the fiscal year.		
Total Reports:	0	
Number Screened In:	0	
Number Screened Out:	0	
Number Substantiated:	0	
Number Unsubstantiated:	0	
Number Active CPS Investigations:	0	



Performance-Based Placement Measures RBWO Provider GA+SCORECARD - ILP/TLP

Report Quarter: Q2 FY2016

Provider/Program Name: Open Door Home - Girls ILP (5131) - CCI

5 Leon Street, Rome, GA 30165

Phone: 706-232-6662

Vendor ID# 111811

Quarterly Scores (Grades)

Q1: 30.88 (F)

Q2: 36.90 (F)

Q3: 77.68 (C+)

Q4: 77.68 (C+)

Current Quarter Score (Grade)

36.90%

(F)

Program Census Information:

Children in Care During Quarter: 2

Placements During Quarter: 2

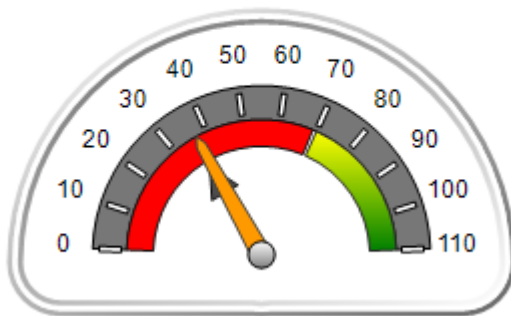
Children in Care On Last Day: 1

Quarterly Provider Comparisons to All ILP/TLPs

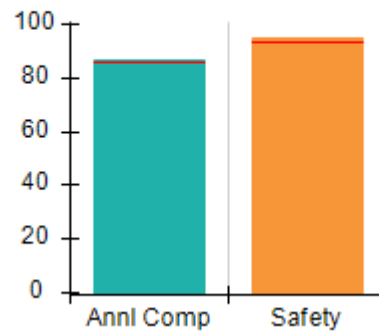
■■■■■■■■ indicates MalTx Threshold

▼ indicates average for all ILP/TLPs

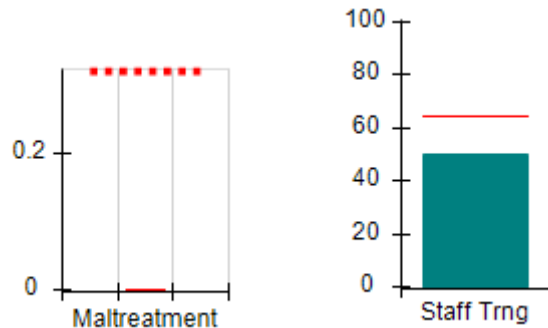
Overall Score (%)



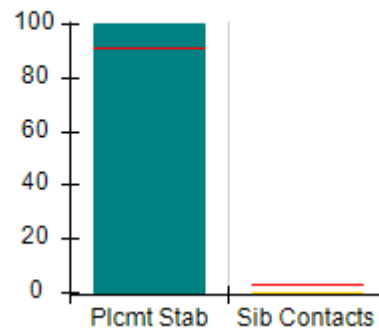
OPM Monitoring Reviews (%)



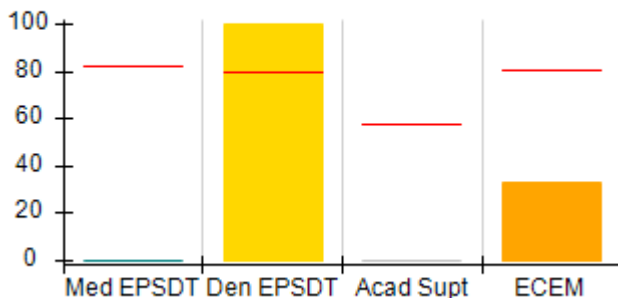
Safety Outcomes (%)



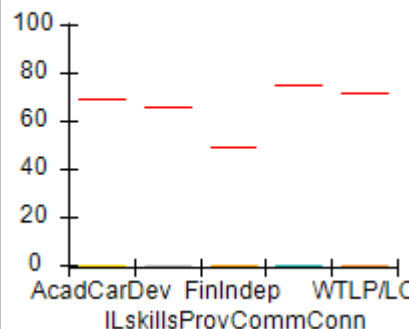
Permanency Outcomes (%)



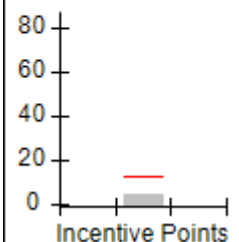
Well-Being Outcomes (%)



ILP/TLP Outcomes (%)



Incentives Earned (Points)





Performance-Based Placement Measures

RBWO Provider GA+SCORECARD - ILP/TLP

Report Quarter: Q2 FY2016

Provider/Program Name: Open Door Home - Girls ILP (5131) - CCI

5 Leon Street, Rome, GA 30165

Phone: 706-232-6662

Vendor ID# 111811

Quarterly Scores (Grades)**Current Quarter Score (Grade)**

Q1: 30.88 (F)

Q2: 36.90 (F)

36.90%

Q3: 77.68 (C+)

Q4: 77.68 (C+)

(F)

Program Census Information:

Children in Care During
Quarter: 2# Placements During
Quarter: 2# Children in Care On
Last Day: 1Avg
Performance All
ILP/TLPs (%)Provider
Performance (%)*Possible Points
(Weight)Provider Points
Earned**OPM Monitoring Reviews**

Annual Comprehensive Reviews	86%	87%	15	13.00
Safety Reviews	94%	95%	5	4.75
Monitoring Sub-Total			20	17.75

ILP/TLP Safety Outcomes

Incidence of Maltreatment	0.00%	No Substantiated Reports	3	3.00
Staff Training	65%	50%	5	2.50
Safety Sub-Total			8	5.50

ILP/TLP Permanency Outcomes

Placement Stability	92%	100%	3	3.00
Sibling Contacts	3%	0%	3	0.00
Permanency Sub-Total			6	3.00

ILP/TLP Well-Being Outcomes

EPSDT Medical Visits	82%	0%	4	0.00
EPSDT Dental Visits	79%	100%	4	4.00
Academic Supports	58%	0%	3	0.00
Provider ECEM Visits	81%	33%	5	1.65
Well-Being Sub-Total			16	5.65

ILP/TLP Specialty Outcomes

Academic/Career Development	69%	0%	10	0.00
Ind Living Skills Provision	66%	0%	15	0.00
Financial Independence	49%	0%	5	0.00
Community Connections	75%	0%	5	0.00
WTLP/Life Coach	71%	0%	15	0.00
Specialty Sub-Total			50	0.00

*Performance calculation descriptions can be found in the FY 2016 RBWO PBP Measurements and Standards Guide.

Monitoring & Outcomes: Possible Points = 100**Points Earned = 31.90****Score Before Incentives Credit****31.90%**



Performance-Based Placement Measures

RBWO Provider GA+SCORECARD - ILP/TLP

Report Quarter: Q2 FY2016

Incentives Awarded	05.00 pts
PBP Verification	N/A pts
Total Score	36.90%

Provider/Program Name: Open Door Home - Girls ILP (5131) - CCI

Program Census Information:		# Children in Care During Quarter: 2	# Placements During Quarter: 2	# Children in Care On Last Day: 1
ILP/TLP Incentive Credits	Avg Performance All ILP/TLPs (Points)	Provider Performance (%)*	Possible Points (Weight)	Provider Points Earned
No DJJ or DOC Involvement		0%	5	0.00
Extended Foster Care Services		100%	5	5.00
Positive Permanency Connections		0%	5	0.00
High School Graduation/College Participation/Professional Certification		0%	20	0.00
Part-Time Employment with Medical Benefits		0%	20	0.00
Living Arrangements at Discharge		0%	20	0.00
Additional Academic Supports		0%	2	0.00
Additional IL Skills Provision		0%	5	0.00
Active Agency Accreditation		0%	4	0.00
Staff Clinical Licensure		0%	5	0.00
Incentives Total	12.26		91	5.00

*Performance calculation descriptions can be found in the FY 2016 RBWO PBP Measurements and Standards Guide.

Child Protective Services Investigations and Dispositions

The following investigations data, which is not used for scoring but is considered significant to a provider's performance, is from Georgia SHINES and is not considered final or complete until the end of the fiscal year.

Total Reports:	0	
Number Screened In:	0	
Number Screened Out:	0	
Number Substantiated:	0	
Number Unsubstantiated:	0	
Number Active CPS Investigations:	0	



Performance-Based Placement Measures RBWO Provider GA+SCORECARD - ILP/TLP

Report Quarter: Q2 FY2016

Provider/Program Name: Refuge Community Development - Second Chapter (5184) - CCI

3200 Lakeview Place, East Point, GA 30337

Phone: 4046520199

Vendor ID# 121479

Quarterly Scores (Grades)

Q1: 97.53 (A+)

Q2: 103.17 (A+)

Q3: 99.59 (A+)

Q4: (N/A)

Current Quarter Score (Grade)

103.17%

(A+)

Program Census Information:

Children in Care During Quarter: 1

Placements During Quarter: 1

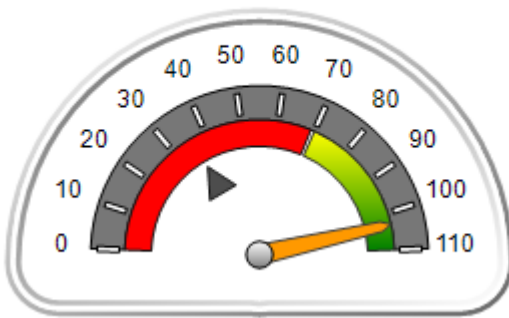
Children in Care On Last Day: 1

Quarterly Provider Comparisons to All ILP/TLPs

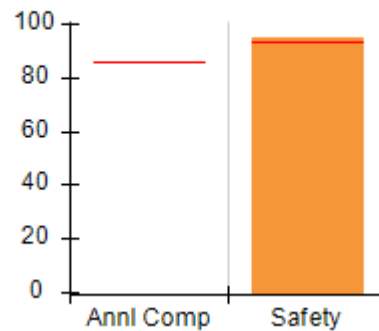
■■■■■■■■ indicates MalTx Threshold

▼ — indicates average for all ILP/TLPs

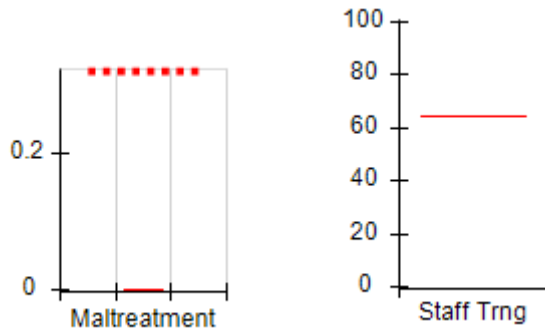
Overall Score (%)



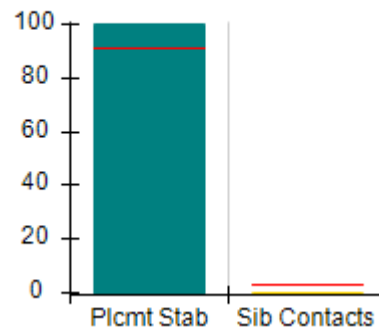
OPM Monitoring Reviews (%)



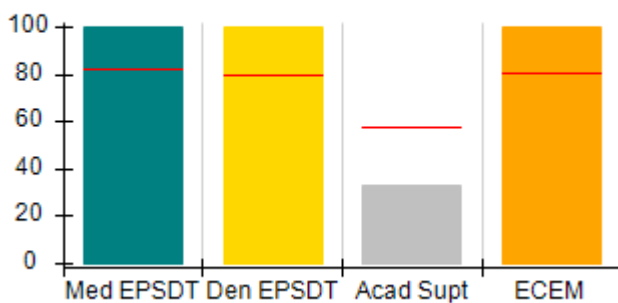
Safety Outcomes (%)



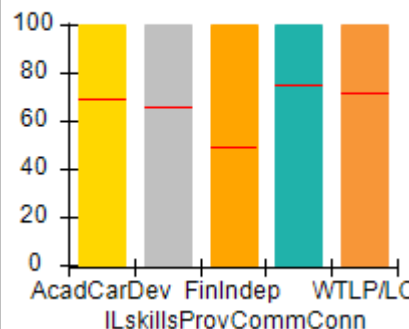
Permanency Outcomes (%)



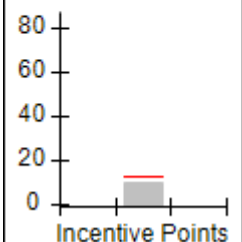
Well-Being Outcomes (%)



ILP/TLP Outcomes (%)



Incentives Earned (Points)





Performance-Based Placement Measures

RBWO Provider GA+SCORECARD - ILP/TLP

Report Quarter: Q2 FY2016

Provider/Program Name: Refuge Community Development - Second Chapter (5184) - CCI

3200 Lakeview Place, East Point, GA 30337 Phone: 4046520199 Vendor ID# 121479	Quarterly Scores (Grades)		Current Quarter Score (Grade)
	Q1: 97.53 (A+)	Q2: 103.17 (A+)	103.17% (A+)
	Q3: 99.59 (A+)	Q4: (N/A)	

Program Census Information:	# Children in Care During Quarter: 1	# Placements During Quarter: 1	# Children in Care On Last Day: 1
-----------------------------	--------------------------------------	--------------------------------	-----------------------------------

	Avg Performance All ILP/TLPs (%)	Provider Performance (%)*	Possible Points (Weight)	Provider Points Earned
--	---	----------------------------------	---------------------------------	-------------------------------

OPM Monitoring Reviews

Annual Comprehensive Reviews	86%	Not Yet Conducted		
Safety Reviews	94%	95%	5	4.75
Monitoring Sub-Total			5	4.75

ILP/TLP Safety Outcomes

Incidence of Maltreatment	0.00%	Not Eligible		
Staff Training	65%	Not Eligible		
Safety Sub-Total			N/A	

ILP/TLP Permanency Outcomes

Placement Stability	92%	100%	3	3.00
Sibling Contacts	3%	0%	3	0.00
Permanency Sub-Total			6	3.00

ILP/TLP Well-Being Outcomes

EPSDT Medical Visits	82%	100%	4	4.00
EPSDT Dental Visits	79%	100%	4	4.00
Academic Supports	58%	33%	3	0.99
Provider ECEM Visits	81%	100%	5	5.00
Well-Being Sub-Total			16	13.99

ILP/TLP Specialty Outcomes

Academic/Career Development	69%	100%	10	10.00
Ind Living Skills Provision	66%	100%	15	15.00
Financial Independence	49%	100%	5	5.00
Community Connections	75%	100%	5	5.00
WTLP/Life Coach	71%	100%	15	15.00
Specialty Sub-Total			50	50.00

*Performance calculation descriptions can be found in the FY 2016 RBWO PBP Measurements and Standards Guide.

Monitoring & Outcomes: Possible Points = 77	Points Earned = 71.74
Score Before Incentives Credit	93.17%
Incentives Awarded	10.00 pts



DHS, DFCS, Office of Provider Management
Performance-Based Placement Measures
RBWO Provider GA+SCORECARD - ILP/TLP
Report Quarter: Q2 FY2016



PBP Verification	N/A pts
Total Score	103.17%

Provider/Program Name: Refuge Community Development - Second Chapter (5184) - CCI

Program Census Information:		# Children in Care During Quarter: 1	# Placements During Quarter: 1	# Children in Care On Last Day: 1
ILP/TLP Incentive Credits	Avg Performance All ILP/TLPs (Points)	Provider Performance (%)*	Possible Points (Weight)	Provider Points Earned
No DJJ or DOC Involvement		100%	5	5.00
Extended Foster Care Services		Not Eligible	5	
Positive Permanency Connections		0%	5	0.00
High School Graduation/College Participation/Professional Certification		0%	20	0.00
Part-Time Employment with Medical Benefits		Not Eligible	20	
Living Arrangements at Discharge		Not Eligible	20	
Additional Academic Supports		0%	2	0.00
Additional IL Skills Provision		100%	5	5.00
Active Agency Accreditation		0%	4	0.00
Staff Clinical Licensure		0%	5	0.00
Incentives Total	12.26		91	10.00

*Performance calculation descriptions can be found in the FY 2016 RBWO PBP Measurements and Standards Guide.

Child Protective Services Investigations and Dispositions

The following investigations data, which is not used for scoring but is considered significant to a provider's performance, is from Georgia SHINES and is not considered final or complete until the end of the fiscal year.

Total Reports:	0	
Number Screened In:	0	
Number Screened Out:	0	
Number Substantiated:	0	
Number Unsubstantiated:	0	
Number Active CPS Investigations:	0	



Performance-Based Placement Measures **RBWO Provider GA+SCORECARD - ILP/TLP**

Report Quarter: Q2 FY2016

Provider/Program Name: Seeds of Excellence - ILP (5192) - CCI

1300 Friendly Heights, Decatur, GA 30035

Phone: 678-468-4880

Vendor ID# 126957

Quarterly Scores (Grades)

Current Quarter Score (Grade)

Q1: 67.68 (D+)

Q2: 69.53 (D+)

69.53%

Q3: 63.38 (D-)

Q4: 65.81 (D)

(D+)

Program Census Information:

Children in Care During Quarter: 11

Placements During Quarter: 12

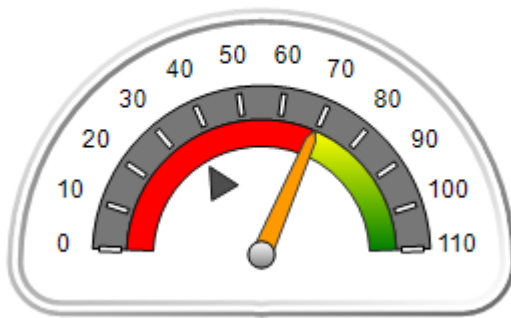
Children in Care On Last Day: 7

Quarterly Provider Comparisons to All ILP/TLPs

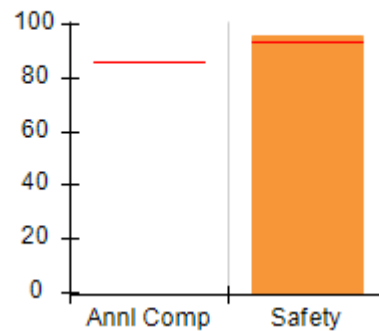
■■■■■■■■ indicates MalTx Threshold

▼ indicates average for all ILP/TLPs

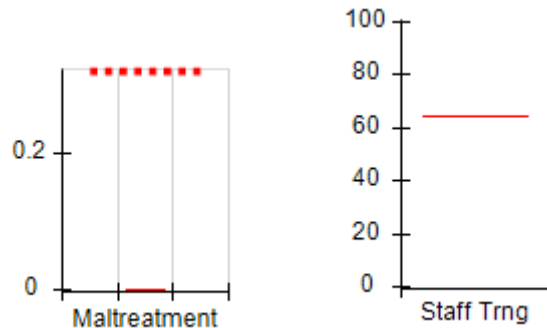
Overall Score (%)



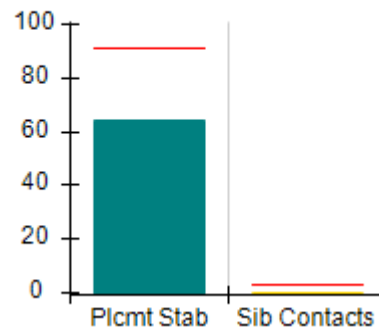
OPM Monitoring Reviews (%)



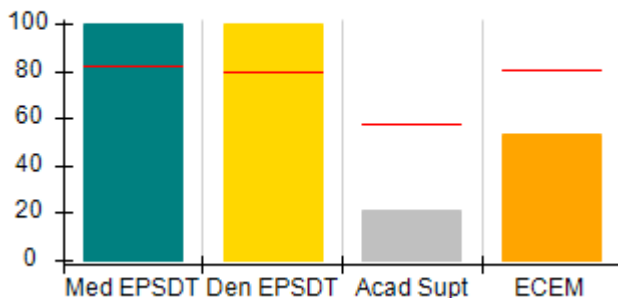
Safety Outcomes (%)



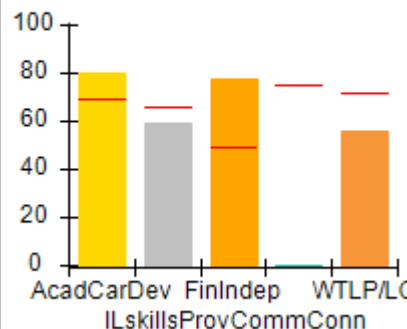
Permanency Outcomes (%)



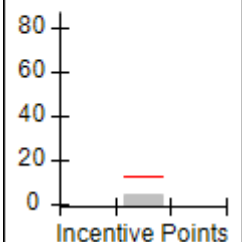
Well-Being Outcomes (%)



ILP/TLP Outcomes (%)



Incentives Earned (Points)





Performance-Based Placement Measures RBWO Provider GA+SCORECARD - ILP/TLP

Report Quarter: Q2 FY2016

Provider/Program Name: Seeds of Excellence - ILP (5192) - CCI

1300 Friendly Heights, Decatur, GA 30035 Phone: 678-468-4880 Vendor ID# 126957	Quarterly Scores (Grades)		Current Quarter Score (Grade)
	Q1: 67.68 (D+)	Q2: 69.53 (D+)	69.53% (D+)
	Q3: 63.38 (D-)	Q4: 65.81 (D)	

Program Census Information:	# Children in Care During Quarter: 11	# Placements During Quarter: 12	# Children in Care On Last Day: 7
-----------------------------	---------------------------------------	---------------------------------	-----------------------------------

	Avg Performance All ILP/TLPs (%)	Provider Performance (%)*	Possible Points (Weight)	Provider Points Earned
--	----------------------------------	---------------------------	--------------------------	------------------------

OPM Monitoring Reviews

Annual Comprehensive Reviews	86%	Not Yet Conducted		
Safety Reviews	94%	96%	5	4.80
Monitoring Sub-Total			5	4.80

ILP/TLP Safety Outcomes

Incidence of Maltreatment	0.00%	No Substantiated Reports	8	8.00
Staff Training	65%	Not Eligible		
Safety Sub-Total			8	8.00

ILP/TLP Permanency Outcomes

Placement Stability	92%	64%	3	1.92
Sibling Contacts	3%	0%	3	0.00
Permanency Sub-Total			6	1.92

ILP/TLP Well-Being Outcomes

EPSDT Medical Visits	82%	100%	4	4.00
EPSDT Dental Visits	79%	100%	4	4.00
Academic Supports	58%	21%	3	0.63
Provider ECEM Visits	81%	53%	5	2.65
Well-Being Sub-Total			16	11.28

ILP/TLP Specialty Outcomes

Academic/Career Development	69%	80%	10	8.00
Ind Living Skills Provision	66%	59%	15	8.85
Financial Independence	49%	78%	5	3.90
Community Connections	75%	0%	5	0.00
WTLP/Life Coach	71%	56%	15	8.40
Specialty Sub-Total			50	29.15

*Performance calculation descriptions can be found in the FY 2016 RBWO PBP Measurements and Standards Guide.

Monitoring & Outcomes: Possible Points = 85	Points Earned = 55.15
Score Before Incentives Credit	
64.88%	



Performance-Based Placement Measures

RBWO Provider GA+SCORECARD - ILP/TLP

Report Quarter: Q2 FY2016

Incentives Awarded	04.65 pts
PBP Verification	N/A pts
Total Score	69.53%

Provider/Program Name: Seeds of Excellence - ILP (5192) - CCI

Program Census Information:		# Children in Care During Quarter: 11	# Placements During Quarter: 12	# Children in Care On Last Day: 7
ILP/TLP Incentive Credits	Avg Performance All ILP/TLPs (Points)	Provider Performance (%)*	Possible Points (Weight)	Provider Points Earned
No DJJ or DOC Involvement		80%	5	4.00
Extended Foster Care Services		Not Eligible	5	
Positive Permanency Connections		0%	5	0.00
High School Graduation/College Participation/Professional Certification		0%	20	0.00
Part-Time Employment with Medical Benefits		0%	20	0.00
Living Arrangements at Discharge		0%	20	0.00
Additional Academic Supports		0%	2	0.00
Additional IL Skills Provision		13%	5	0.65
Active Agency Accreditation		0%	4	0.00
Staff Clinical Licensure		0%	5	0.00
Incentives Total	12.26		91	4.65

*Performance calculation descriptions can be found in the FY 2016 RBWO PBP Measurements and Standards Guide.

Child Protective Services Investigations and Dispositions

The following investigations data, which is not used for scoring but is considered significant to a provider's performance, is from Georgia SHINES and is not considered final or complete until the end of the fiscal year.

Total Reports:	0	
Number Screened In:	0	
Number Screened Out:	0	
Number Substantiated:	0	
Number Unsubstantiated:	0	
Number Active CPS Investigations:	0	



Performance-Based Placement Measures RBWO Provider GA+SCORECARD - ILP/TLP

Report Quarter: Q2 FY2016

Provider/Program Name: Stroman Account & Property - ILP College Park (5157) - CCI

5250 Hampton Drive, College Park, GA 30349

Phone: 770-994-0607

Vendor ID# 117923

Quarterly Scores (Grades)

Q1: 100.14 (A+)

Q2: 82.97 (B-)

Q3: 53.95 (F)

Q4: 101.30 (A+)

Current Quarter Score (Grade)

82.97%

(B-)

Program Census Information:

Children in Care During
Quarter: 2# Placements During
Quarter: 2# Children in Care On Last
Day: 2

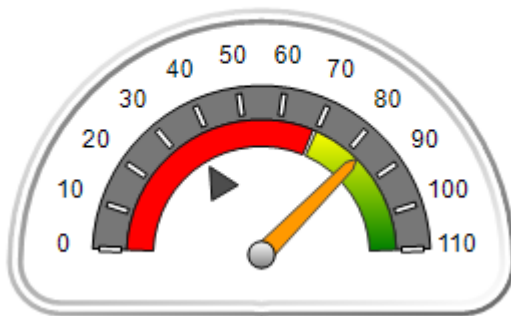
Quarterly Provider Comparisons to All ILP/TLPs

indicates MalTx Threshold

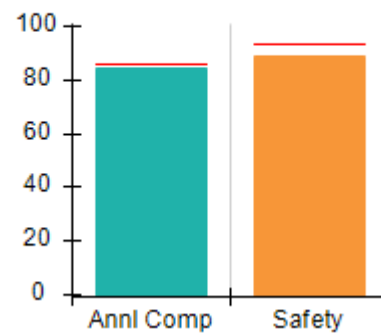


indicates average for all ILP/TLPs

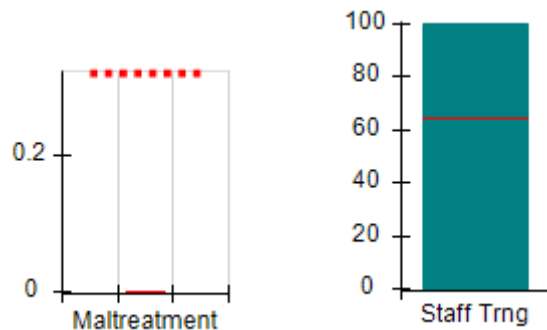
Overall Score (%)



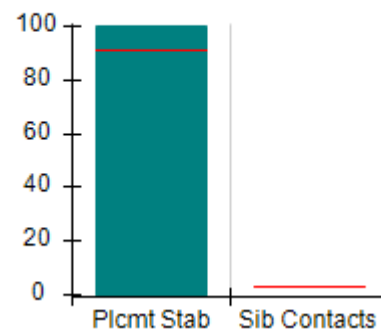
OPM Monitoring Reviews (%)



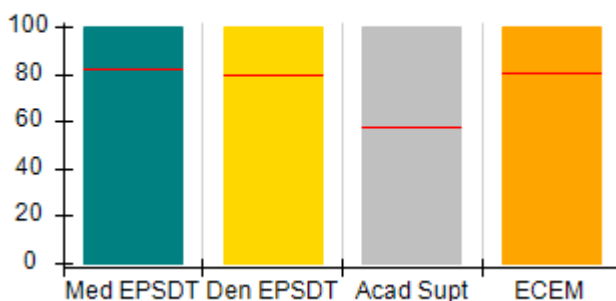
Safety Outcomes (%)



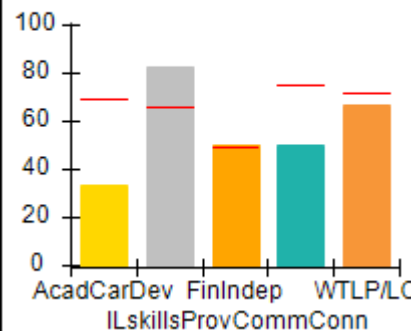
Permanency Outcomes (%)



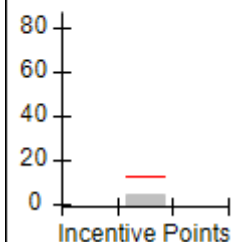
Well-Being Outcomes (%)



ILP/TLP Outcomes (%)



Incentives Earned (Points)





**Performance-Based Placement Measures
RBWO Provider GA+SCORECARD - ILP/TLP**

Report Quarter: Q2 FY2016

Provider/Program Name: Stroman Account & Property - ILP College Park (5157) - CCI				
5250 Hampton Drive, College Park, GA 30349		Quarterly Scores (Grades)		Current Quarter Score (Grade)
Phone: 770-994-0607		Q1: 100.14 (A+)	Q2: 82.97 (B-)	82.97%
Vendor ID# 117923		Q3: 53.95 (F)	Q4: 101.30 (A+)	(B-)
Program Census Information:		# Children in Care During Quarter: 2	# Placements During Quarter: 2	# Children in Care On Last Day: 2
	Avg Performance All ILP/TLPs (%)	Provider Performance (%)*	Possible Points (Weight)	Provider Points Earned
OPM Monitoring Reviews				
Annual Comprehensive Reviews	86%	85%	15	12.73
Safety Reviews	94%	89%	5	4.43
Monitoring Sub-Total			20	17.17
ILP/TLP Safety Outcomes				
Incidence of Maltreatment	0.00%	Not Eligible		
Staff Training	65%	100%	8	8.00
Safety Sub-Total			8	8.00
ILP/TLP Permanency Outcomes				
Placement Stability	92%	100%	6	6.00
Sibling Contacts	3%	None Planned		
Permanency Sub-Total			6	6.00
ILP/TLP Well-Being Outcomes				
EPSDT Medical Visits	82%	100%	4	4.00
EPSDT Dental Visits	79%	100%	4	4.00
Academic Supports	58%	100%	3	3.00
Provider ECEM Visits	81%	100%	5	5.00
Well-Being Sub-Total			16	16.00
ILP/TLP Specialty Outcomes				
Academic/Career Development	69%	33%	10	3.30
Ind Living Skills Provision	66%	83%	15	12.45
Financial Independence	49%	50%	5	2.50
Community Connections	75%	50%	5	2.50
WTLP/Life Coach	71%	67%	15	10.05
Specialty Sub-Total			50	30.80
*Performance calculation descriptions can be found in the FY 2016 RBWO PBP Measurements and Standards Guide.				

Monitoring & Outcomes: Possible Points = 100	Points Earned = 77.97
Score Before Incentives Credit	
77.97%	
Incentives Awarded	
05.00 pts	



DHS, DFCS, Office of Provider Management
Performance-Based Placement Measures
RBWO Provider GA+SCORECARD - ILP/TLP
Report Quarter: Q2 FY2016



PBP Verification	0.00 pts
Total Score	82.97%

Provider/Program Name: Stroman Account & Property - ILP College Park (5157) - CCI				
Program Census Information:		# Children in Care During Quarter: 2	# Placements During Quarter: 2	# Children in Care On Last Day: 2
ILP/TLP Incentive Credits	Avg Performance All ILP/TLPs (Points)	Provider Performance (%)*	Possible Points (Weight)	Provider Points Earned
No DJJ or DOC Involvement		100%	5	5.00
Extended Foster Care Services		Not Eligible	5	
Positive Permanency Connections		0%	5	0.00
High School Graduation/College Participation/Professional Certification		0%	20	0.00
Part-Time Employment with Medical Benefits		Not Eligible	20	
Living Arrangements at Discharge		Not Eligible	20	
Additional Academic Supports		0%	2	0.00
Additional IL Skills Provision		0%	5	0.00
Active Agency Accreditation		0%	4	0.00
Staff Clinical Licensure		0%	5	0.00
Incentives Total	12.26		91	5.00
*Performance calculation descriptions can be found in the FY 2016 RBWO PBP Measurements and Standards Guide.				

Child Protective Services Investigations and Dispositions		
The following investigations data, which is not used for scoring but is considered significant to a provider's performance, is from Georgia SHINES and is not considered final or complete until the end of the fiscal year.		
Total Reports:	0	
Number Screened In:	0	
Number Screened Out:	0	
Number Substantiated:	0	
Number Unsubstantiated:	0	
Number Active CPS Investigations:	0	



Performance-Based Placement Measures RBWO Provider GA+SCORECARD - ILP/TLP

Report Quarter: Q2 FY2016

Provider/Program Name: Stroman Account & Property - ILP Union City (5156) - CCI

5250 Hwy 138, Union City, GA 30291

Phone: 770-994-0607

Vendor ID# 117989

Quarterly Scores (Grades)

Q1: 101.95 (A+)

Q2: 86.78 (B)

Q3: 91.54 (A-)

Q4: 96.99 (A)

Current Quarter Score (Grade)

86.78%

(B)

Program Census Information:

Children in Care During Quarter: 12

Placements During Quarter: 12

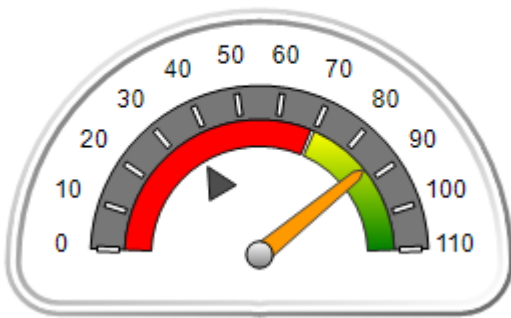
Children in Care On Last Day: 8

Quarterly Provider Comparisons to All ILP/TLPs

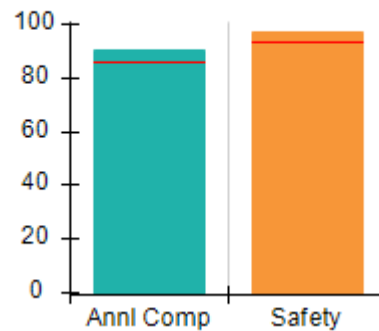
■■■■■■■■ indicates MalTx Threshold

▼ indicates average for all ILP/TLPs

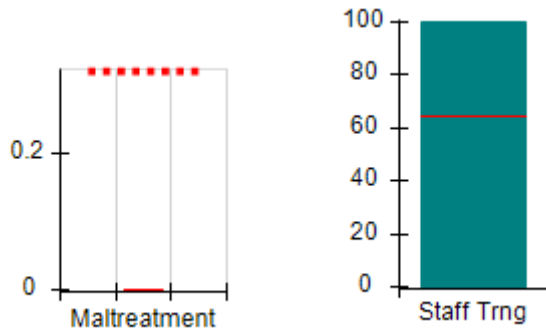
Overall Score (%)



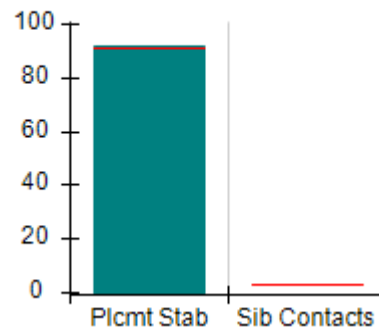
OPM Monitoring Reviews (%)



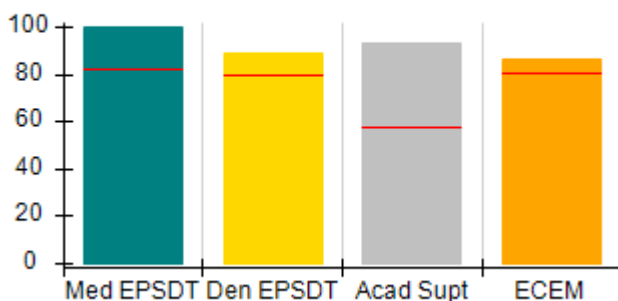
Safety Outcomes (%)



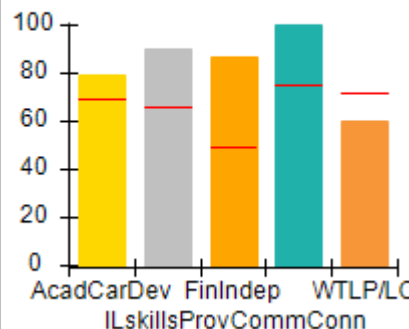
Permanency Outcomes (%)



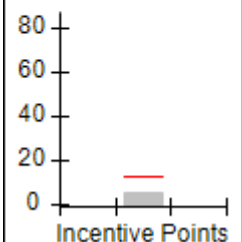
Well-Being Outcomes (%)



ILP/TLP Outcomes (%)



Incentives Earned (Points)





Performance-Based Placement Measures RBWO Provider GA+SCORECARD - ILP/TLP

Report Quarter: Q2 FY2016

Provider/Program Name: Stroman Account & Property - ILP Union City (5156) - CCI				
5250 Hwy 138, Union City, GA 30291		Quarterly Scores (Grades)		Current Quarter Score (Grade)
Phone: 770-994-0607		Q1: 101.95 (A+)	Q2: 86.78 (B)	86.78% (B)
Vendor ID# 117989		Q3: 91.54 (A-)	Q4: 96.99 (A)	
Program Census Information:		# Children in Care During Quarter: 12	# Placements During Quarter: 12	# Children in Care On Last Day: 8
	Avg Performance All ILP/TLPs (%)	Provider Performance (%)*	Possible Points (Weight)	Provider Points Earned
OPM Monitoring Reviews				
Annual Comprehensive Reviews	86%	90%	15	13.55
Safety Reviews	94%	98%	5	4.88
Monitoring Sub-Total			20	18.43
ILP/TLP Safety Outcomes				
Incidence of Maltreatment	0.00%	No Substantiated Reports	3	3.00
Staff Training	65%	100%	5	5.00
Safety Sub-Total			8	8.00
ILP/TLP Permanency Outcomes				
Placement Stability	92%	92%	6	5.52
Sibling Contacts	3%	None Planned		
Permanency Sub-Total			6	5.52
ILP/TLP Well-Being Outcomes				
EPSDT Medical Visits	82%	100%	4	4.00
EPSDT Dental Visits	79%	89%	4	3.56
Academic Supports	58%	93%	3	2.79
Provider ECEM Visits	81%	86%	5	4.30
Well-Being Sub-Total			16	14.65
ILP/TLP Specialty Outcomes				
Academic/Career Development	69%	79%	10	7.90
Ind Living Skills Provision	66%	90%	15	13.50
Financial Independence	49%	87%	5	4.35
Community Connections	75%	100%	5	5.00
WTLP/Life Coach	71%	60%	15	9.00
Specialty Sub-Total			50	39.75
*Performance calculation descriptions can be found in the FY 2016 RBWO PBP Measurements and Standards Guide.				

Monitoring & Outcomes: Possible Points = 100

Points Earned = 86.35

Score Before Incentives Credit

86.35%



Performance-Based Placement Measures RBWO Provider GA+SCORECARD - ILP/TLP

Report Quarter: Q2 FY2016

Incentives Awarded	05.53 pts
PBP Verification	-5.10 pts
Total Score	86.78%

Provider/Program Name: Stroman Account & Property - ILP Union City (5156) - CCI

Program Census Information:		# Children in Care During Quarter: 12	# Placements During Quarter: 12	# Children in Care On Last Day: 8
ILP/TLP Incentive Credits	Avg Performance All ILP/TLPs (Points)	Provider Performance (%)*	Possible Points (Weight)	Provider Points Earned
No DJJ or DOC Involvement		100%	5	5.00
Extended Foster Care Services		0%	5	0.00
Positive Permanency Connections		0%	5	0.00
High School Graduation/College Participation/Professional Certification		0%	20	0.00
Part-Time Employment with Medical Benefits		0%	20	0.00
Living Arrangements at Discharge		0%	20	0.00
Additional Academic Supports		14%	2	0.28
Additional IL Skills Provision		5%	5	0.25
Active Agency Accreditation		0%	4	0.00
Staff Clinical Licensure		0%	5	0.00
Incentives Total	12.26		91	5.53

*Performance calculation descriptions can be found in the FY 2016 RBWO PBP Measurements and Standards Guide.

Child Protective Services Investigations and Dispositions

The following investigations data, which is not used for scoring but is considered significant to a provider's performance, is from Georgia SHINES and is not considered final or complete until the end of the fiscal year.

Total Reports:	0	
Number Screened In:	0	
Number Screened Out:	0	
Number Substantiated:	0	
Number Unsubstantiated:	0	
Number Active CPS Investigations:	0	



Performance-Based Placement Measures RBWO Provider GA+SCORECARD - ILP/TLP

Report Quarter: Q2 FY2016

Provider/Program Name: Turning Point Homes - Independent Living Program (832) - CCI

2058 Snapfinger Road, Decatur, GA 30035

Phone: 678-343-1219

Vendor ID# 35605

Quarterly Scores (Grades)

Q1: 39.19 (F)

Q2: 52.05 (F)

Q3: 57.46 (F)

Q4: 62.35 (D-)

Current Quarter Score (Grade)

52.05%

(F)

Program Census Information:

Children in Care During Quarter: 4

Placements During Quarter: 4

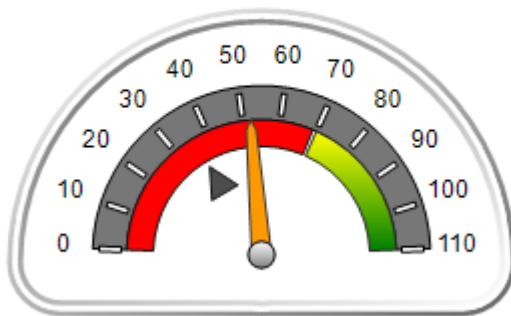
Children in Care On Last Day: 4

Quarterly Provider Comparisons to All ILP/TLPs

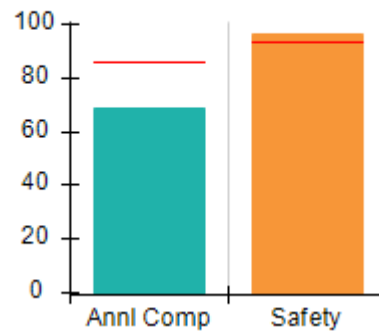
■■■■■■■■ indicates MalTx Threshold

▼ indicates average for all ILP/TLPs

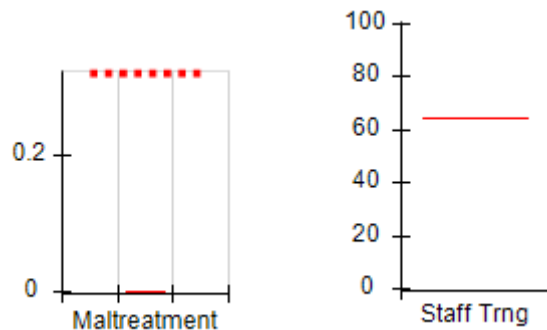
Overall Score (%)



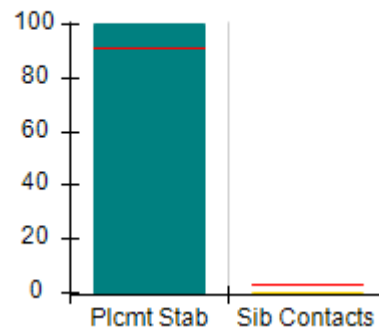
OPM Monitoring Reviews (%)



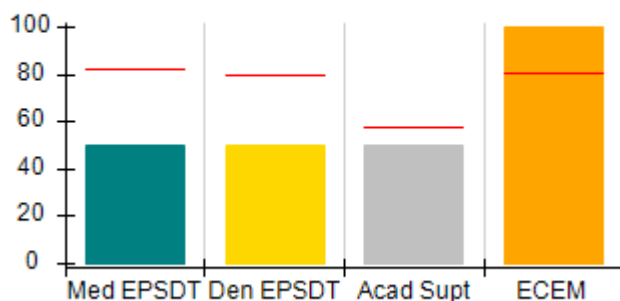
Safety Outcomes (%)



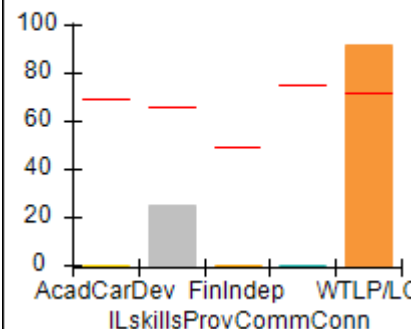
Permanency Outcomes (%)



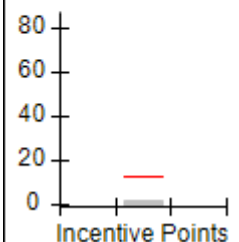
Well-Being Outcomes (%)



ILP/TLP Outcomes (%)



Incentives Earned (Points)





Performance-Based Placement Measures

RBWO Provider GA+SCORECARD - ILP/TLP

Report Quarter: Q2 FY2016

Provider/Program Name: Turning Point Homes - Independent Living Program (832) - CCI				
2058 Snapfinger Road, Decatur, GA 30035		Quarterly Scores (Grades)		Current Quarter Score (Grade)
Phone: 678-343-1219		Q1: 39.19 (F)	Q2: 52.05 (F)	52.05% (F)
Vendor ID# 35605		Q3: 57.46 (F)	Q4: 62.35 (D-)	
Program Census Information:		# Children in Care During Quarter: 4	# Placements During Quarter: 4	# Children in Care On Last Day: 4
	Avg Performance All ILP/TLPs (%)	Provider Performance (%)*	Possible Points (Weight)	Provider Points Earned
OPM Monitoring Reviews				
Annual Comprehensive Reviews	86%	69%	15	10.30
Safety Reviews	94%	97%	5	4.84
Monitoring Sub-Total			20	15.14
ILP/TLP Safety Outcomes				
Incidence of Maltreatment	0.00%	Not Eligible		
Staff Training	65%	Not Eligible		
Safety Sub-Total			N/A	
ILP/TLP Permanency Outcomes				
Placement Stability	92%	100%	3	3.00
Sibling Contacts	3%	0%	3	0.00
Permanency Sub-Total			6	3.00
ILP/TLP Well-Being Outcomes				
EPSDT Medical Visits	82%	50%	4	2.00
EPSDT Dental Visits	79%	50%	4	2.00
Academic Supports	58%	50%	3	1.50
Provider ECEM Visits	81%	100%	5	5.00
Well-Being Sub-Total			16	10.50
ILP/TLP Specialty Outcomes				
Academic/Career Development	69%	0%	10	0.00
Ind Living Skills Provision	66%	25%	15	3.75
Financial Independence	49%	0%	5	0.00
Community Connections	75%	0%	5	0.00
WTLP/Life Coach	71%	92%	15	13.80
Specialty Sub-Total			50	17.55
*Performance calculation descriptions can be found in the FY 2016 RBWO PBP Measurements and Standards Guide.				

Monitoring & Outcomes: Possible Points = 92	Points Earned = 46.19
Score Before Incentives Credit	50.20%
Incentives Awarded	01.85 pts



DHS, DFCS, Office of Provider Management
Performance-Based Placement Measures
RBWO Provider GA+SCORECARD - ILP/TLP
Report Quarter: Q2 FY2016



PBP Verification	N/A pts
Total Score	52.05%

Provider/Program Name: Turning Point Homes - Independent Living Program (832) - CCI

Program Census Information:		# Children in Care During Quarter: 4	# Placements During Quarter: 4	# Children in Care On Last Day: 4
ILP/TLP Incentive Credits	Avg Performance All ILP/TLPs (Points)	Provider Performance (%)*	Possible Points (Weight)	Provider Points Earned
No DJJ or DOC Involvement		0%	5	0.00
Extended Foster Care Services		Not Eligible	5	
Positive Permanency Connections		0%	5	0.00
High School Graduation/College Participation/Professional Certification		0%	20	0.00
Part-Time Employment with Medical Benefits		Not Eligible	20	
Living Arrangements at Discharge		Not Eligible	20	
Additional Academic Supports		50%	2	1.00
Additional IL Skills Provision		17%	5	0.85
Active Agency Accreditation		0%	4	0.00
Staff Clinical Licensure		0%	5	0.00
Incentives Total	12.26		91	1.85

*Performance calculation descriptions can be found in the FY 2016 RBWO PBP Measurements and Standards Guide.

Child Protective Services Investigations and Dispositions

The following investigations data, which is not used for scoring but is considered significant to a provider's performance, is from Georgia SHINES and is not considered final or complete until the end of the fiscal year.

Total Reports:	0
Number Screened In:	0
Number Screened Out:	0
Number Substantiated:	0
Number Unsubstantiated:	0
Number Active CPS Investigations:	0



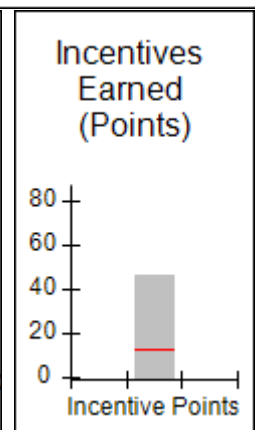
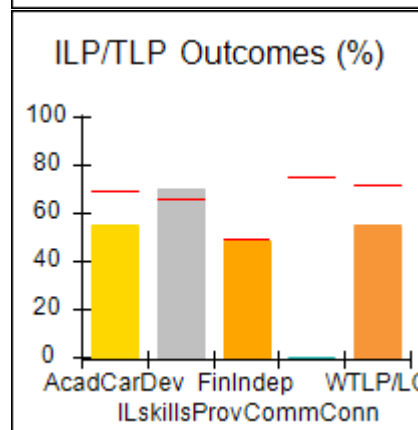
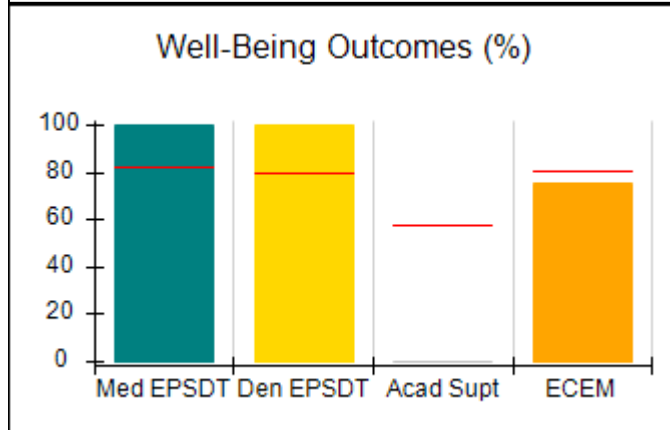
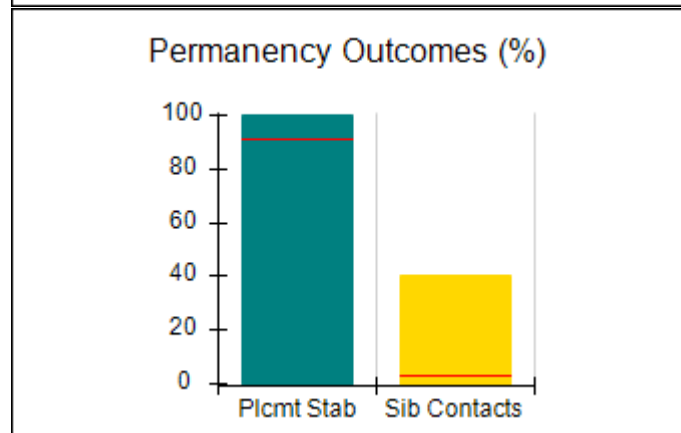
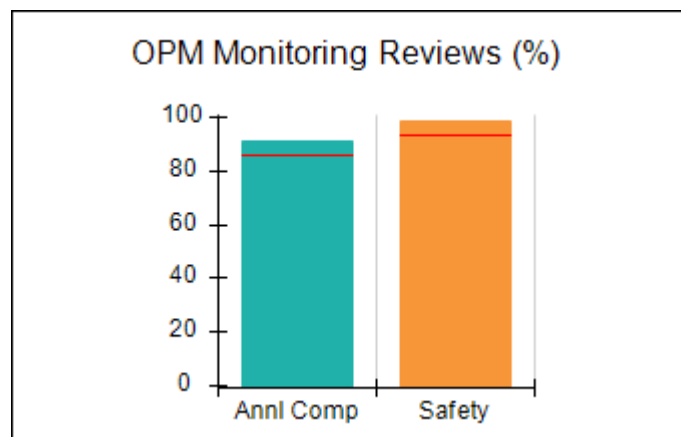
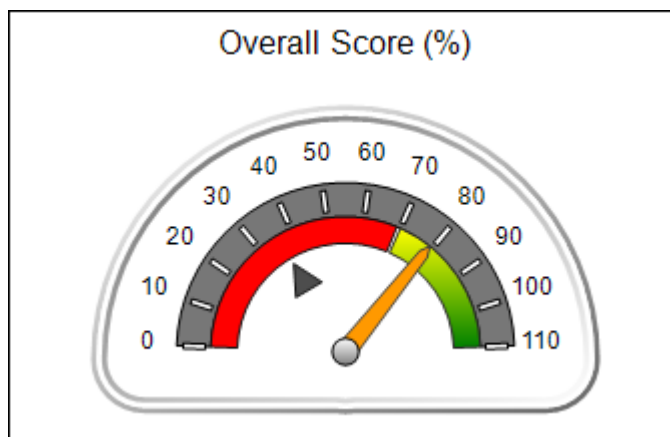
Performance-Based Placement Measures RBWO Provider GA+SCORECARD - ILP/TLP

Report Quarter: Q2 FY2016

Provider/Program Name: United Methodist Children Home of the North GA Conference - Independent Living Program (4428) - CCI			
500 South Columbia Dr., Decatur, GA 30030 Phone: 404-327-5820 Vendor ID# 63445	Quarterly Scores (Grades)		Current Quarter Score (Grade)
	Q1: 81.56 (B-)	Q2: 79.18 (C+)	79.18% (C+)
	Q3: 95.66 (A)	Q4: 108.50 (A+)	
Program Census Information:	# Children in Care During Quarter: 8	# Placements During Quarter: 8	# Children in Care On Last Day: 7
Quarterly Provider Comparisons to All ILP/TLPs			

■■■■■■■■ indicates MalTx Threshold

▼ ————— indicates average for all ILP/TLPs





Performance-Based Placement Measures RBWO Provider GA+SCORECARD - ILP/TLP

Report Quarter: Q2 FY2016

Provider/Program Name: United Methodist Children Home of the North GA Conference - Independent Living Program (4428) - CCI				
500 South Columbia Dr., Decatur, GA 30030		Quarterly Scores (Grades)		Current Quarter Score (Grade)
Phone: 404-327-5820		Q1: 81.56 (B-)	Q2: 79.18 (C+)	79.18% (C+)
Vendor ID# 63445		Q3: 95.66 (A)	Q4: 108.50 (A+)	
Program Census Information:		# Children in Care During Quarter: 8	# Placements During Quarter: 8	# Children in Care On Last Day: 7
	Avg Performance All ILP/TLPs (%)	Provider Performance (%)*	Possible Points (Weight)	Provider Points Earned
OPM Monitoring Reviews				
Annual Comprehensive Reviews	86%	91%	15	13.65
Safety Reviews	94%	99%	5	4.93
Monitoring Sub-Total			20	18.58
ILP/TLP Safety Outcomes				
Incidence of Maltreatment	0.00%	Not Eligible		
Staff Training	65%	100%	8	8.00
Safety Sub-Total			8	8.00
ILP/TLP Permanency Outcomes				
Placement Stability	92%	100%	3	3.00
Sibling Contacts	3%	40%	3	1.20
Permanency Sub-Total			6	4.20
ILP/TLP Well-Being Outcomes				
EPSDT Medical Visits	82%	100%	4	4.00
EPSDT Dental Visits	79%	100%	4	4.00
Academic Supports	58%	0%	3	0.00
Provider ECEM Visits	81%	75%	5	3.75
Well-Being Sub-Total			16	11.75
ILP/TLP Specialty Outcomes				
Academic/Career Development	69%	55%	10	5.50
Ind Living Skills Provision	66%	70%	15	10.50
Financial Independence	49%	48%	5	2.40
Community Connections	75%	0%	5	0.00
WTLP/Life Coach	71%	55%	15	8.25
Specialty Sub-Total			50	26.65
*Performance calculation descriptions can be found in the FY 2016 RBWO PBP Measurements and Standards Guide.				

Monitoring & Outcomes: Possible Points = 100	Points Earned = 69.18
Score Before Incentives Credit	69.18%
Incentives Awarded	10.00 pts



Performance-Based Placement Measures RBWO Provider GA+SCORECARD - ILP/TLP

Report Quarter: Q2 FY2016

PBP Verification	N/A pts
Total Score	79.18%

Provider/Program Name: United Methodist Children Home of the North GA Conference - Independent Living Program (4428) - CCI

Program Census Information:		# Children in Care During Quarter: 8	# Placements During Quarter: 8	# Children in Care On Last Day: 7
ILP/TLP Incentive Credits	Avg Performance All ILP/TLPs (Points)	Provider Performance (%)*	Possible Points (Weight)	Provider Points Earned
No DJJ or DOC Involvement		55%	5	2.75
Extended Foster Care Services		Not Eligible	5	
Positive Permanency Connections		0%	5	0.00
High School Graduation/College Participation/Professional Certification		0%	20	0.00
Part-Time Employment with Medical Benefits		100%	20	20.00
Living Arrangements at Discharge		100%	20	20.00
Additional Academic Supports		0%	2	0.00
Additional IL Skills Provision		20%	5	1.00
Active Agency Accreditation		50%	4	2.00
Staff Clinical Licensure		0%	5	0.00
Incentives Total	12.26		91	45.75

*Performance calculation descriptions can be found in the FY 2016 RBWO PBP Measurements and Standards Guide.

Child Protective Services Investigations and Dispositions

The following investigations data, which is not used for scoring but is considered significant to a provider's performance, is from Georgia SHINES and is not considered final or complete until the end of the fiscal year.

Total Reports:	0
Number Screened In:	0
Number Screened Out:	0
Number Substantiated:	0
Number Unsubstantiated:	0
Number Active CPS Investigations:	0



Performance-Based Placement Measures **RBWO Provider GA+SCORECARD - ILP/TLP**

Report Quarter: Q2 FY2016

Provider/Program Name: United Methodist Children Home of the North GA Conference - On-Campus Transitional Living Program (Hybrid) (849) - CCI

500 South Columbia Dr., Decatur, GA 30030

Phone: 404-327-5820

Vendor ID# 35627

Quarterly Scores (Grades)

Current Quarter Score (Grade)

Q1: 93.74 (A-)

Q2: 86.02 (B)

86.02%

Q3: 97.34 (A+)

Q4: 103.24 (A+)

(B)

Program Census Information:

Children in Care During Quarter: 22

Placements During Quarter: 24

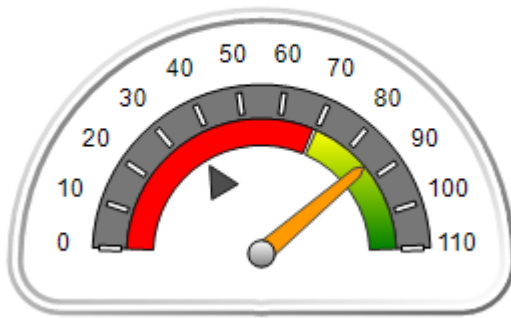
Children in Care On Last Day: 24

Quarterly Provider Comparisons to All ILP/TLPs

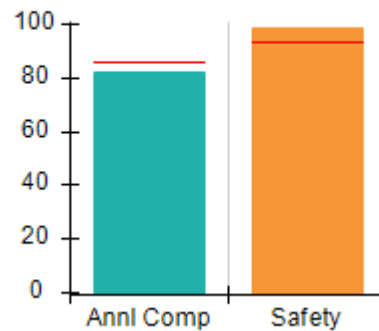
■■■■■■■■ indicates MalTx Threshold

▼ indicates average for all ILP/TLPs

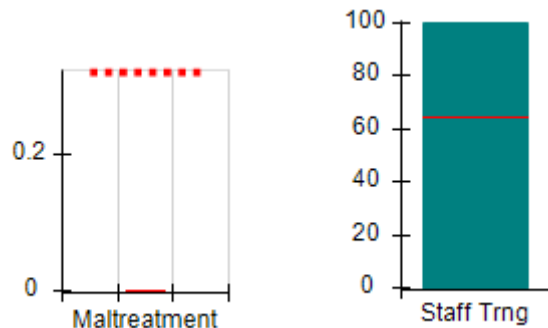
Overall Score (%)



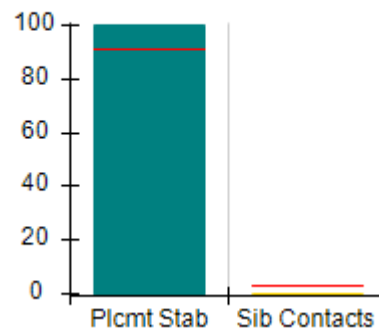
OPM Monitoring Reviews (%)



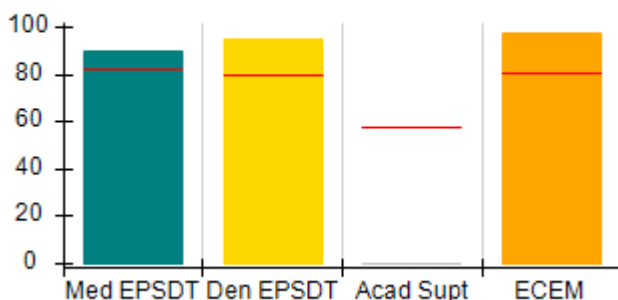
Safety Outcomes (%)



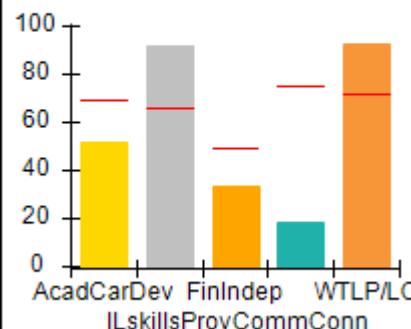
Permanency Outcomes (%)



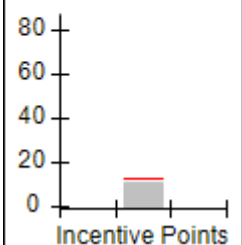
Well-Being Outcomes (%)



ILP/TLP Outcomes (%)



Incentives Earned (Points)





Performance-Based Placement Measures RBWO Provider GA+SCORECARD - ILP/TLP

Report Quarter: Q2 FY2016

Provider/Program Name: United Methodist Children Home of the North GA Conference - On-Campus Transitional Living Program (Hybrid) (849) - CCI

500 South Columbia Dr., Decatur, GA 30030 Phone: 404-327-5820 Vendor ID# 35627	Quarterly Scores (Grades)		Current Quarter Score (Grade)
	Q1: 93.74 (A-)	Q2: 86.02 (B)	86.02%
	Q3: 97.34 (A+)	Q4: 103.24 (A+)	(B)

Program Census Information:	# Children in Care During Quarter: 22	# Placements During Quarter: 24	# Children in Care On Last Day: 24
-----------------------------	---------------------------------------	---------------------------------	------------------------------------

	Avg Performance All ILP/TLPs (%)	Provider Performance (%)*	Possible Points (Weight)	Provider Points Earned
--	---	----------------------------------	---------------------------------	-------------------------------

OPM Monitoring Reviews

Annual Comprehensive Reviews	86%	82%	15	12.35
Safety Reviews	94%	99%	5	4.93
Monitoring Sub-Total			20	17.27

ILP/TLP Safety Outcomes

Incidence of Maltreatment	0.00%	No Substantiated Reports	3	3.00
Staff Training	65%	100%	5	5.00
Safety Sub-Total			8	8.00

ILP/TLP Permanency Outcomes

Placement Stability	92%	100%	3	3.00
Sibling Contacts	3%	0%	3	0.00
Permanency Sub-Total			6	3.00

ILP/TLP Well-Being Outcomes

EPSDT Medical Visits	82%	90%	4	3.60
EPSDT Dental Visits	79%	95%	4	3.80
Academic Supports	58%	0%	3	0.00
Provider ECEM Visits	81%	97%	5	4.85
Well-Being Sub-Total			16	12.25

ILP/TLP Specialty Outcomes

Academic/Career Development	69%	52%	10	5.20
Ind Living Skills Provision	66%	92%	15	13.80
Financial Independence	49%	33%	5	1.65
Community Connections	75%	18%	5	0.90
WTLP/Life Coach	71%	93%	15	13.95
Specialty Sub-Total			50	35.50

*Performance calculation descriptions can be found in the FY 2016 RBWO PBP Measurements and Standards Guide.

Monitoring & Outcomes: Possible Points = 100	Points Earned = 76.02
Score Before Incentives Credit	
76.02%	



Performance-Based Placement Measures

RBWO Provider GA+SCORECARD - ILP/TLP

Report Quarter: Q2 FY2016

Incentives Awarded	10.00 pts
PBP Verification	N/A pts
Total Score	86.02%

Provider/Program Name: United Methodist Children Home of the North GA Conference - On-Campus Transitional Living Program (Hybrid) (849) - CCI

Program Census Information:		# Children in Care During Quarter: 22	# Placements During Quarter: 24	# Children in Care On Last Day: 24
ILP/TLP Incentive Credits	Avg Performance All ILP/TLPs (Points)	Provider Performance (%)*	Possible Points (Weight)	Provider Points Earned
No DJJ or DOC Involvement		47%	5	2.35
Extended Foster Care Services		100%	5	5.00
Positive Permanency Connections		0%	5	0.00
High School Graduation/College Participation/Professional Certification		0%	20	0.00
Part-Time Employment with Medical Benefits		Not Eligible	20	
Living Arrangements at Discharge		Not Eligible	20	
Additional Academic Supports		0%	2	0.00
Additional IL Skills Provision		28%	5	1.40
Active Agency Accreditation		50%	4	2.00
Staff Clinical Licensure		0%	5	0.00
Incentives Total	12.26		91	10.75

*Performance calculation descriptions can be found in the FY 2016 RBWO PBP Measurements and Standards Guide.

Child Protective Services Investigations and Dispositions

The following investigations data, which is not used for scoring but is considered significant to a provider's performance, is from Georgia SHINES and is not considered final or complete until the end of the fiscal year.

Total Reports:	0
Number Screened In:	0
Number Screened Out:	0
Number Substantiated:	0
Number Unsubstantiated:	0
Number Active CPS Investigations:	0



Performance-Based Placement Measures RBWO Provider GA+SCORECARD - ILP/TLP

Report Quarter: Q2 FY2016

Provider/Program Name: Vanessa's Place - ILP (5177) - CCI

985 Park West Lane, Stone Mountain, GA 30088

Phone: 404-234-8512

Vendor ID# 131890

Quarterly Scores (Grades)

Current Quarter Score (Grade)

Q1: 105.08 (A+)

Q2: 102.92 (A+)

102.92%

Q3: 100.53 (A+)

Q4: 61.35 (D-)

(A+)

Program Census Information:

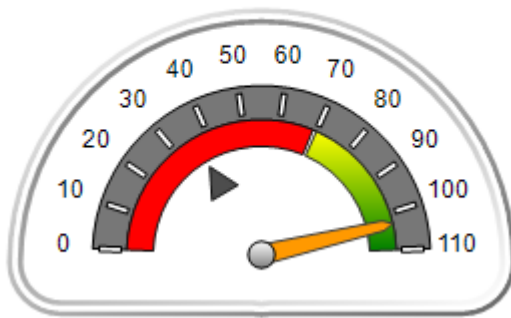
Children in Care During
Quarter: 5# Placements During
Quarter: 5# Children in Care On Last
Day: 4

Quarterly Provider Comparisons to All ILP/TLPs

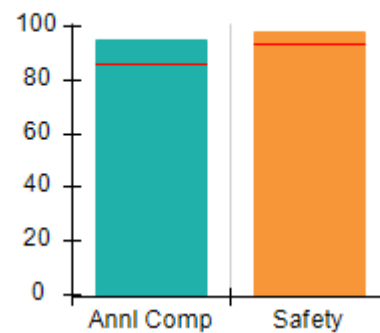
indicates MalTx Threshold

indicates average for all ILP/TLPs

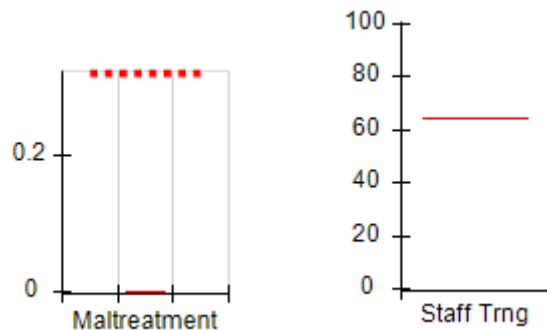
Overall Score (%)



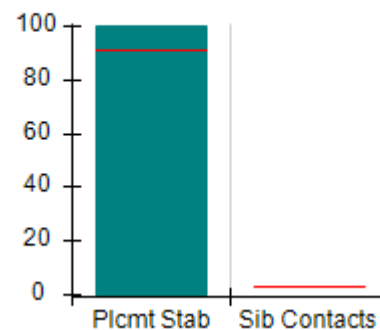
OPM Monitoring Reviews (%)



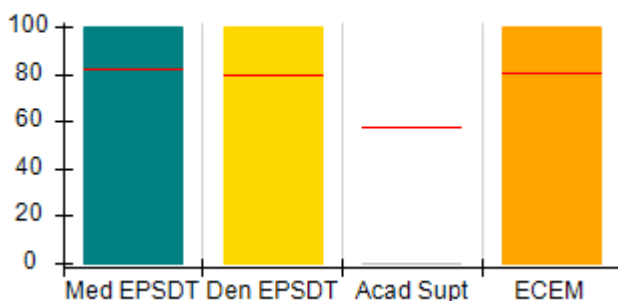
Safety Outcomes (%)



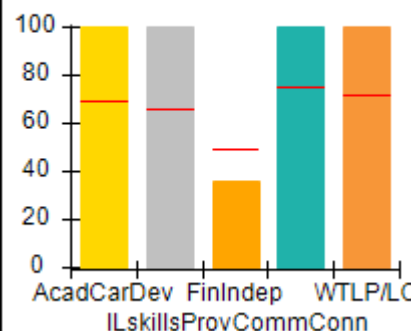
Permanency Outcomes (%)



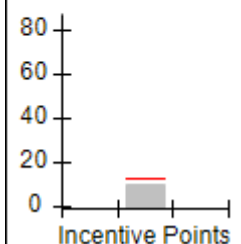
Well-Being Outcomes (%)



ILP/TLP Outcomes (%)



Incentives Earned (Points)





Performance-Based Placement Measures RBWO Provider GA+SCORECARD - ILP/TLP

Report Quarter: Q2 FY2016

Provider/Program Name: Vanessa's Place - ILP (5177) - CCI

985 Park West Lane, Stone Mountain, GA 30088

Phone: 404-234-8512

Vendor ID# 131890

Quarterly Scores (Grades)**Current Quarter Score (Grade)**

Q1: 105.08 (A+)

Q2: 102.92 (A+)

102.92%

Q3: 100.53 (A+)

Q4: 61.35 (D-)

(A+)

Program Census Information:

Children in Care During
Quarter: 5# Placements During
Quarter: 5# Children in Care On
Last Day: 4Avg
Performance All
ILP/TLPs (%)Provider
Performance (%)*Possible Points
(Weight)Provider Points
Earned**OPM Monitoring Reviews**

Annual Comprehensive Reviews	86%	95%	15	14.20
Safety Reviews	94%	98%	5	4.92
Monitoring Sub-Total			20	19.12

ILP/TLP Safety Outcomes

Incidence of Maltreatment	0.00%	No Substantiated Reports	8	8.00
Staff Training	65%	Not Eligible		
Safety Sub-Total			8	8.00

ILP/TLP Permanency Outcomes

Placement Stability	92%	100%	6	6.00
Sibling Contacts	3%	None Planned		
Permanency Sub-Total			6	6.00

ILP/TLP Well-Being Outcomes

EPSDT Medical Visits	82%	100%	4	4.00
EPSDT Dental Visits	79%	100%	4	4.00
Academic Supports	58%	0%	3	0.00
Provider ECEM Visits	81%	100%	5	5.00
Well-Being Sub-Total			16	13.00

ILP/TLP Specialty Outcomes

Academic/Career Development	69%	100%	10	10.00
Ind Living Skills Provision	66%	100%	15	15.00
Financial Independence	49%	36%	5	1.80
Community Connections	75%	100%	5	5.00
WTLP/Life Coach	71%	100%	15	15.00
Specialty Sub-Total			50	46.80

*Performance calculation descriptions can be found in the FY 2016 RBWO PBP Measurements and Standards Guide.

Monitoring & Outcomes: Possible Points = 100**Points Earned = 92.92****Score Before Incentives Credit****92.92%**



Performance-Based Placement Measures

RBWO Provider GA+SCORECARD - ILP/TLP

Report Quarter: Q2 FY2016

Incentives Awarded	10.00 pts
PBP Verification	N/A pts
Total Score	102.92%

Provider/Program Name: Vanessa's Place - ILP (5177) - CCI

Program Census Information:		# Children in Care During Quarter: 5	# Placements During Quarter: 5	# Children in Care On Last Day: 4
ILP/TLP Incentive Credits	Avg Performance All ILP/TLPs (Points)	Provider Performance (%)*	Possible Points (Weight)	Provider Points Earned
No DJJ or DOC Involvement		100%	5	5.00
Extended Foster Care Services		Not Eligible	5	
Positive Permanency Connections		0%	5	0.00
High School Graduation/College Participation/Professional Certification		0%	20	0.00
Part-Time Employment with Medical Benefits		0%	20	0.00
Living Arrangements at Discharge		0%	20	0.00
Additional Academic Supports		0%	2	0.00
Additional IL Skills Provision		100%	5	5.00
Active Agency Accreditation		0%	4	0.00
Staff Clinical Licensure		0%	5	0.00
Incentives Total	12.26		91	10.00

*Performance calculation descriptions can be found in the FY 2016 RBWO PBP Measurements and Standards Guide.

Child Protective Services Investigations and Dispositions

The following investigations data, which is not used for scoring but is considered significant to a provider's performance, is from Georgia SHINES and is not considered final or complete until the end of the fiscal year.

Total Reports:	0	
Number Screened In:	0	
Number Screened Out:	0	
Number Substantiated:	0	
Number Unsubstantiated:	0	
Number Active CPS Investigations:	0	



Performance-Based Placement Measures RBWO Provider GA+SCORECARD - ILP/TLP

Report Quarter: Q2 FY2016

Provider/Program Name: Weekes House, Inc. - Weekes House (5178) - CCI

5430 Rocky Pine Drive, Lithonia, GA 30038

Phone: 678-418-6450

Vendor ID# 124200

Quarterly Scores (Grades)

Q1: 95.77 (A)

Q2: 103.96 (A+)

Q3: (N/A)

Q4: (N/A)

Current Quarter Score (Grade)

103.96%

(A+)

Program Census Information:

Children in Care During Quarter: 8

Placements During Quarter: 8

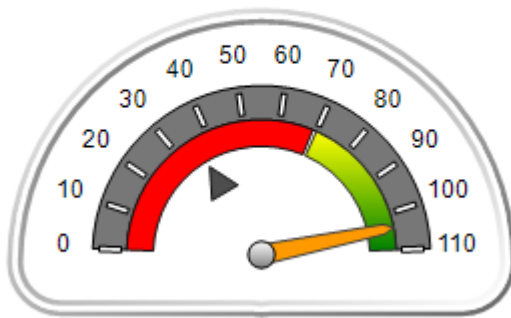
Children in Care On Last Day: 6

Quarterly Provider Comparisons to All ILP/TLPs

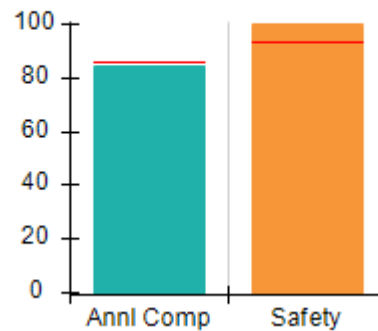
indicates MalTx Threshold

indicates average for all ILP/TLPs

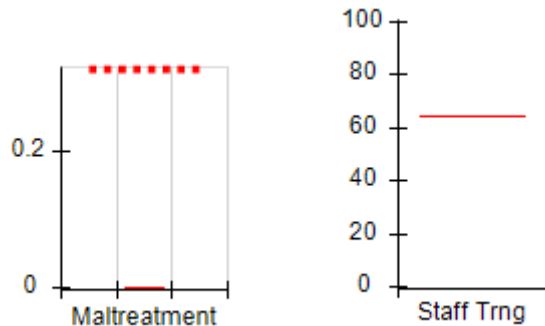
Overall Score (%)



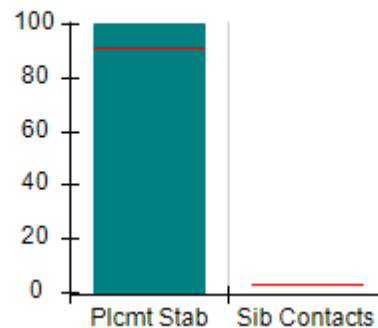
OPM Monitoring Reviews (%)



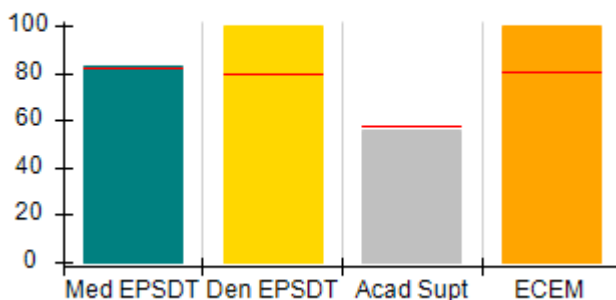
Safety Outcomes (%)



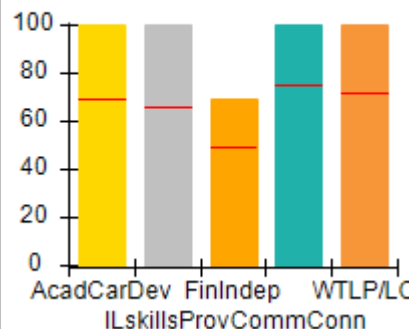
Permanency Outcomes (%)



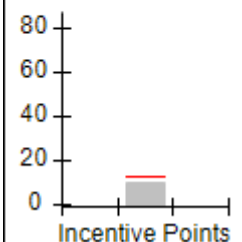
Well-Being Outcomes (%)



ILP/TLP Outcomes (%)



Incentives Earned (Points)





Performance-Based Placement Measures RBWO Provider GA+SCORECARD - ILP/TLP

Report Quarter: Q2 FY2016

Provider/Program Name: Weekes House, Inc. - Weekes House (5178) - CCI

5430 Rocky Pine Drive, Lithonia, GA 30038 Phone: 678-418-6450 Vendor ID# 124200		Quarterly Scores (Grades)		Current Quarter Score (Grade)
		Q1: 95.77 (A)	Q2: 103.96 (A+)	103.96% (A+)
		Q3: (N/A)	Q4: (N/A)	
Program Census Information:		# Children in Care During Quarter: 8	# Placements During Quarter: 8	# Children in Care On Last Day: 6
	Avg Performance All ILP/TLPs (%)	Provider Performance (%)*	Possible Points (Weight)	Provider Points Earned
OPM Monitoring Reviews				
Annual Comprehensive Reviews	86%	85%	15	12.73
Safety Reviews	94%	100%	5	5.00
Monitoring Sub-Total			20	17.73
ILP/TLP Safety Outcomes				
Incidence of Maltreatment	0.00%	No Substantiated Reports	8	8.00
Staff Training	65%	Not Eligible		
Safety Sub-Total			8	8.00
ILP/TLP Permanency Outcomes				
Placement Stability	92%	100%	6	6.00
Sibling Contacts	3%	None Planned		
Permanency Sub-Total			6	6.00
ILP/TLP Well-Being Outcomes				
EPSDT Medical Visits	82%	83%	4	3.32
EPSDT Dental Visits	79%	100%	4	4.00
Academic Supports	58%	56%	3	1.68
Provider ECEM Visits	81%	100%	5	5.00
Well-Being Sub-Total			16	14.00
ILP/TLP Specialty Outcomes				
Academic/Career Development	69%	100%	10	10.00
Ind Living Skills Provision	66%	100%	15	15.00
Financial Independence	49%	69%	5	3.45
Community Connections	75%	100%	5	5.00
WTLP/Life Coach	71%	100%	15	15.00
Specialty Sub-Total			50	48.45
*Performance calculation descriptions can be found in the FY 2016 RBWO PBP Measurements and Standards Guide.				

Monitoring & Outcomes: Possible Points = 100

Points Earned = 94.18



Performance-Based Placement Measures RBWO Provider GA+SCORECARD - ILP/TLP

Report Quarter: Q2 FY2016

Score Before Incentives Credit	94.18%
Incentives Awarded	09.78 pts
PBP Verification	N/A pts
Total Score	103.96%

Provider/Program Name: Weekes House, Inc. - Weekes House (5178) - CCI				
Program Census Information:		# Children in Care During Quarter: 8	# Placements During Quarter: 8	# Children in Care On Last Day: 6
ILP/TLP Incentive Credits	Avg Performance All ILP/TLPs (Points)	Provider Performance (%)*	Possible Points (Weight)	Provider Points Earned
No DJJ or DOC Involvement		94%	5	4.70
Extended Foster Care Services		Not Eligible	5	
Positive Permanency Connections		Not Eligible	5	
High School Graduation/College Participation/Professional Certification		0%	20	0.00
Part-Time Employment with Medical Benefits		0%	20	0.00
Living Arrangements at Discharge		0%	20	0.00
Additional Academic Supports		19%	2	0.38
Additional IL Skills Provision		94%	5	4.70
Active Agency Accreditation		0%	4	0.00
Staff Clinical Licensure		0%	5	0.00
Incentives Total	12.26		91	9.78
*Performance calculation descriptions can be found in the FY 2016 RBWO PBP Measurements and Standards Guide.				

Child Protective Services Investigations and Dispositions		
The following investigations data, which is not used for scoring but is considered significant to a provider's performance, is from Georgia SHINES and is not considered final or complete until the end of the fiscal year.		
Total Reports:	0	
Number Screened In:	0	
Number Screened Out:	0	
Number Substantiated:	0	
Number Unsubstantiated:	0	
Number Active CPS Investigations:	0	



Performance-Based Placement Measures **RBWO Provider GA+SCORECARD - ILP/TLP**

Report Quarter: Q2 FY2016

Provider/Program Name: Wellspring Living, Inc. - ILP (5210) - CCI

3965 Roosevelt Hwy, Union City, GA 30349

Phone: 770-631-8888

Vendor ID# 132094

Quarterly Scores (Grades)

Current Quarter Score (Grade)

Q1: 00.00 (F)

Q2: 70.53 (C-)

70.53%

Q3: 50.00 (F)

Q4: 50.00 (F)

(C-)

Program Census Information:

Children in Care During Quarter: 1

Placements During Quarter: 1

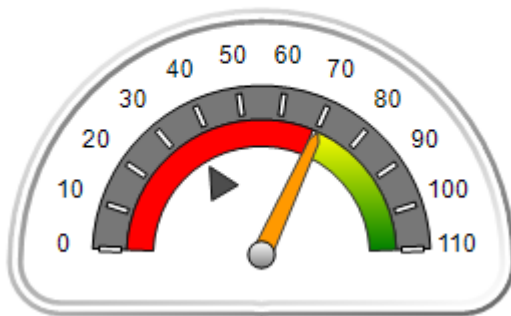
Children in Care On Last Day: 0

Quarterly Provider Comparisons to All ILP/TLPs

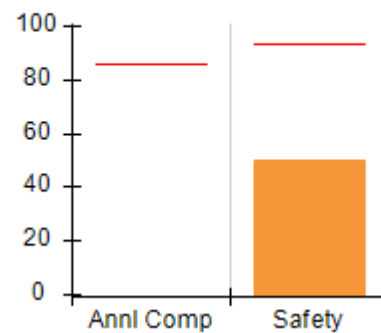
■■■■■■■■ indicates MalTx Threshold

▼ ————— indicates average for all ILP/TLPs

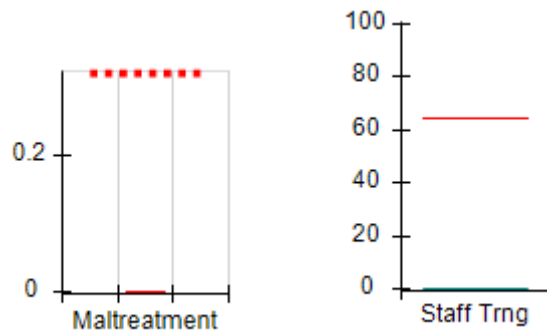
Overall Score (%)



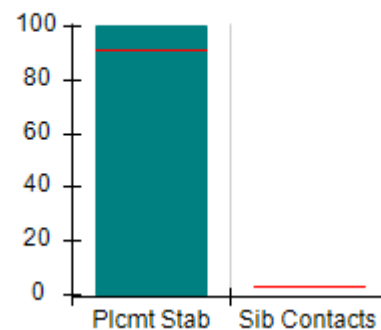
OPM Monitoring Reviews (%)



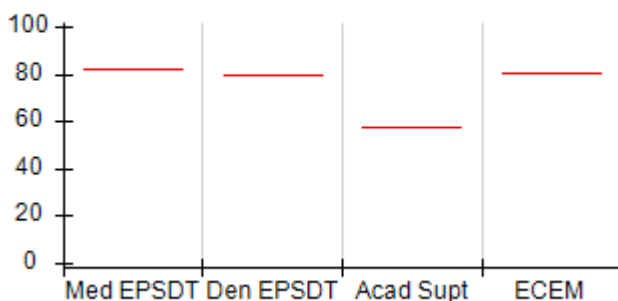
Safety Outcomes (%)



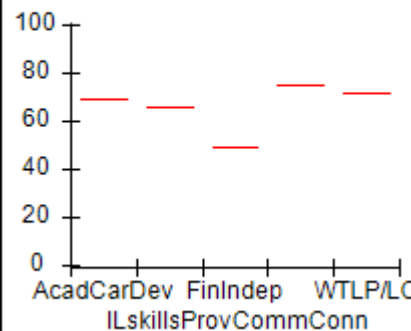
Permanency Outcomes (%)



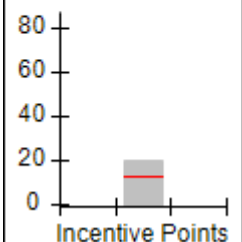
Well-Being Outcomes (%)



ILP/TLP Outcomes (%)



Incentives Earned (Points)





Performance-Based Placement Measures RBWO Provider GA+SCORECARD - ILP/TLP

Report Quarter: Q2 FY2016

Provider/Program Name: Wellspring Living, Inc. - ILP (5210) - CCI

3965 Roosevelt Hwy, Union City, GA 30349

Phone: 770-631-8888

Vendor ID# 132094

Quarterly Scores (Grades)
Current Quarter Score (Grade)

Q1: 00.00 (F)

Q2: 70.53 (C-)

70.53%

Q3: 50.00 (F)

Q4: 50.00 (F)

(C-)

Program Census Information:

Children in Care During
Quarter: 1# Placements During
Quarter: 1# Children in Care On
Last Day: 0
**Avg
Performance All
ILP/TLPs (%)**
**Provider
Performance (%)***
**Possible Points
(Weight)**
**Provider Points
Earned**
OPM Monitoring Reviews

Annual Comprehensive Reviews	86%	Not Yet Conducted		
Safety Reviews	94%	50%	5	2.50
Monitoring Sub-Total			5	2.50

ILP/TLP Safety Outcomes

Incidence of Maltreatment	0.00%	No Substantiated Reports	3	3.00
Staff Training	65%	0%	5	0.00
Safety Sub-Total			8	3.00

ILP/TLP Permanency Outcomes

Placement Stability	92%	100%	6	6.00
Sibling Contacts	3%	None Planned		
Permanency Sub-Total			6	6.00

ILP/TLP Well-Being Outcomes

EPSDT Medical Visits	82%	Not Eligible		
EPSDT Dental Visits	79%	Not Eligible		
Academic Supports	58%	Not Eligible		
Provider ECEM Visits	81%	Not Eligible		
Well-Being Sub-Total			N/A	

ILP/TLP Specialty Outcomes

Academic/Career Development	69%	Not Eligible		
Ind Living Skills Provision	66%	Not Eligible		
Financial Independence	49%	Not Eligible		
Community Connections	75%	Not Eligible		
WTLP/Life Coach	71%	Not Eligible		
Specialty Sub-Total			N/A	

*Performance calculation descriptions can be found in the FY 2016 RBWO PBP Measurements and Standards Guide.

Monitoring & Outcomes: Possible Points = 19
Points Earned = 11.50
Score Before Incentives Credit
60.53%



Performance-Based Placement Measures

RBWO Provider GA+SCORECARD - ILP/TLP

Report Quarter: Q2 FY2016

Incentives Awarded	10.00 pts
PBP Verification	N/A pts
Total Score	70.53%

Provider/Program Name: Wellspring Living, Inc. - ILP (5210) - CCI

Program Census Information:		# Children in Care During Quarter: 1	# Placements During Quarter: 1	# Children in Care On Last Day: 0
ILP/TLP Incentive Credits	Avg Performance All ILP/TLPs (Points)	Provider Performance (%)*	Possible Points (Weight)	Provider Points Earned
No DJJ or DOC Involvement		Not Eligible	5	
Extended Foster Care Services		0%	5	0.00
Positive Permanency Connections		Not Eligible	5	
High School Graduation/College Participation/Professional Certification		Not Eligible	20	
Part-Time Employment with Medical Benefits		0%	20	0.00
Living Arrangements at Discharge		100%	20	20.00
Additional Academic Supports		Not Eligible	2	
Additional IL Skills Provision		Not Eligible	5	
Active Agency Accreditation		0%	4	0.00
Staff Clinical Licensure		0%	5	0.00
Incentives Total	12.26		91	20.00

*Performance calculation descriptions can be found in the FY 2016 RBWO PBP Measurements and Standards Guide.

Child Protective Services Investigations and Dispositions

The following investigations data, which is not used for scoring but is considered significant to a provider's performance, is from Georgia SHINES and is not considered final or complete until the end of the fiscal year.

Total Reports:	0	
Number Screened In:	0	
Number Screened Out:	0	
Number Substantiated:	0	
Number Unsubstantiated:	0	
Number Active CPS Investigations:	0	