



# RBWO Provider GA+SCORECARD - ILP/TLP

Performance-Based Placement Measures

## FY 2016 Qtr 3

Office of Provider Management,  
Georgia Department of Human Services

Care Solutions, Inc.



**RBWO Provider GA+SCORECARD - ILP/TLP**  
**FY2016 - Quarter 3****Table of Contents**

<b>Provider</b>	<b>Page</b>
A Change Generation - (5202) - CCI	1
Beth-Ester Ministries - Restoration House ILP (5170) - CCI	4
Carl Malone Foundation, Inc. - Mercy's Door - IV (5142) - CCI	7
Carrie Steele-Pitts Home, Inc. - Independent Living (5129) - CCI	10
Center for Children and Young Adults, The - ILP Prep TLP (5114) - CCI	13
Center for Children and Young Adults, The - Life Works TLP (580) - CCI	16
Champion House - (5212) - CCI	19
CHRIS 180 Inc. - Summit Trail Boys ILP (4675) - CCI	22
CHRIS 180 Inc. - Summit Trail Girls ILP (4674) - CCI	25
Devereux GA Treatment Network - Project Plus (4429) - CCI	28
Elks Aidmore Children's Center - Transitional Living Program (629) - CCI	31
Embracing Communities, Inc. - ILP (5198) - CCI	34
ENA, Inc., dba NECCO (formerly GA SAFE) - Albany ILP (5171) - CCI	37
ENA, Inc., dba NECCO (formerly GA SAFE) - Jonesboro ILP (5136) - CCI	40
ENA, Inc., dba NECCO (formerly GA SAFE) - Macon ILP (5172) - CCI	43
ENA, Inc., dba NECCO (formerly GA SAFE) - Martinez ILP (5137) - CCI	46
Exquisite Care - ILP (5195) - CCI	49
Families First - Transitional Living Program (643) - CCI	52
Families First - Weaver Gardens (5217) - CCI	55
Goshen Valley Foundation - Goshen New Beginnings ILP (5130) - CCI	58
Greenbriar Children's Center - ILP Program (5118) - CCI	61
Gwinnett Children's Shelter - Girls Teen Development Program (1029) - CCI	64
Haven Heart's Community Development Center - Have A Heart For Haven (5151) - CCI	67
Haven Heart's Community Development Center - Making A Difference (5152) - CCI	70
House of Dawn - ILP (5155) - CCI	73
Life Skills Community Center - (5204) - CCI	76
Little Debbie's Second Chance Home, Inc. - TLP (967) - CCI	79
Madi's House - Madi's House (5180) - CCI	82
North Georgia Angel House - TLP (5126) - CCI	85
Open Door Home - Boys ILP (5132) - CCI	88
Open Door Home - Girls ILP (5131) - CCI	91
Refuge Community Development - Second Chapter (5184) - CCI	94
Seeds of Excellence - ILP (5192) - CCI	97
Stroman Account & Property - ILP College Park (5157) - CCI	100
Stroman Account & Property - ILP Union City (5156) - CCI	103



**RBWO Provider GA+SCORECARD - ILP/TLP**  
**FY2016 - Quarter 3**



**Table of Contents**

<b>Provider</b>	<b>Page</b>
Turning Point Homes - Independent Living Program (832) - CCI	106
United Methodist Children Home of the North GA Conference - Independent Living Program (4428) - CCI	109
United Methodist Children Home of the North GA Conference - On-Campus Transitional Living Program (Hybrid) (849) - CCI	112
Vanessa's Place - ILP (5177) - CCI	115
Wellspring Living, Inc. - ILP (5210) - CCI	118



# Performance-Based Placement Measures RBWO Provider GA+SCORECARD - ILP/TLP

Report Quarter: Q3 FY2016

**Provider/Program Name: A Change Generation - (5202) - CCI**

100 Walden Brook Drive, Lithonia, GA 30038

Phone: 470-282-3187

Vendor ID# 132165

## Quarterly Scores (Grades)

Q1: 100.00 (A+)

Q2: 44.13 (F)

Q3: 62.67 (D-)

Q4: 72.13 (C-)

## Current Quarter Score (Grade)

**62.67%**

**(D-)**

Program Census Information:

# Children in Care During Quarter: 7

# Placements During Quarter: 7

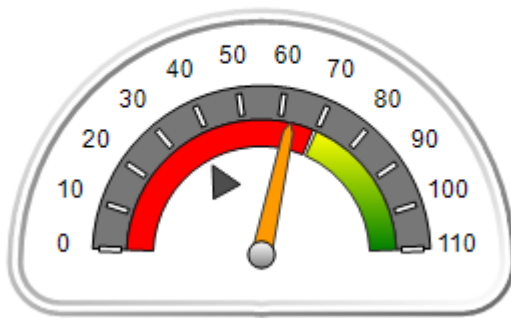
# Children in Care On Last Day: 5

## Quarterly Provider Comparisons to All ILP/TLPs

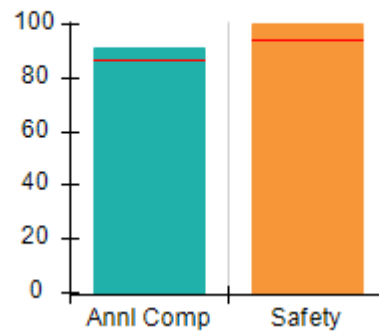
■■■■■■■■ indicates MalTx Threshold

▼ — indicates average for all ILP/TLPs

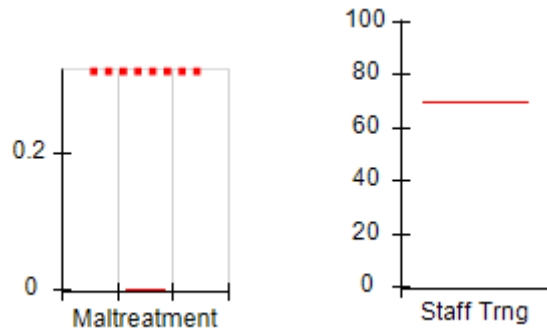
### Overall Score (%)



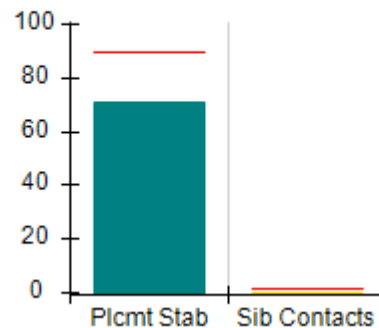
### OPM Monitoring Reviews (%)



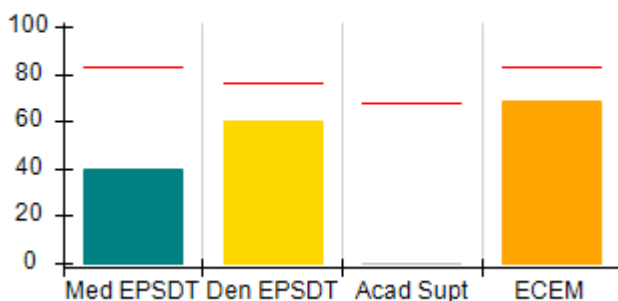
### Safety Outcomes (%)



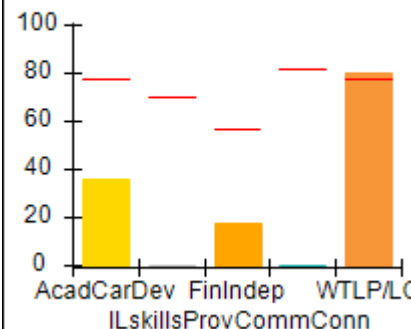
### Permanency Outcomes (%)



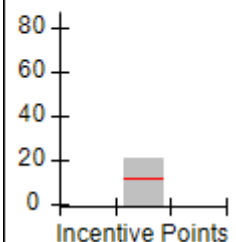
### Well-Being Outcomes (%)



### ILP/TLP Outcomes (%)



### Incentives Earned (Points)





# Performance-Based Placement Measures RBWO Provider GA+SCORECARD - ILP/TLP

Report Quarter: Q3 FY2016

**Provider/Program Name: A Change Generation - (5202) - CCI**

100 Walden Brook Drive, Lithonia, GA 30038  Phone: 470-282-3187  Vendor ID# 132165	Quarterly Scores (Grades)		Current Quarter Score (Grade)
	Q1: 100.00 (A+)	Q2: 44.13 (F)	<b>62.67%</b>  <b>(D-)</b>
	Q3: 62.67 (D-)	Q4: 72.13 (C-)	

Program Census Information:	# Children in Care During Quarter: 7	# Placements During Quarter: 7	# Children in Care On Last Day: 5
-----------------------------	--------------------------------------	--------------------------------	-----------------------------------

	Avg Performance All ILP/TLPs (%)	Provider Performance (%)*	Possible Points (Weight)	Provider Points Earned
--	----------------------------------	---------------------------	--------------------------	------------------------

**OPM Monitoring Reviews**

Annual Comprehensive Reviews	87%	91%	15	13.64
Safety Reviews	94%	100%	5	5.00
<b>Monitoring Sub-Total</b>			<b>20</b>	<b>18.64</b>

**ILP/TLP Safety Outcomes**

Incidence of Maltreatment	0.00%	No Substantiated Reports	8	8.00
Staff Training	70%	Not Eligible		
<b>Safety Sub-Total</b>			<b>8</b>	<b>8.00</b>

**ILP/TLP Permanency Outcomes**

Placement Stability	90%	71%	3	2.13
Sibling Contacts	1%	0%	3	0.00
<b>Permanency Sub-Total</b>			<b>6</b>	<b>2.13</b>

**ILP/TLP Well-Being Outcomes**

EPSDT Medical Visits	83%	40%	4	1.60
EPSDT Dental Visits	76%	60%	4	2.40
Academic Supports	68%	0%	3	0.00
Provider ECEM Visits	83%	69%	5	3.45
<b>Well-Being Sub-Total</b>			<b>16</b>	<b>7.45</b>

**ILP/TLP Specialty Outcomes**

Academic/Career Development	78%	36%	10	3.60
Ind Living Skills Provision	70%	0%	15	0.00
Financial Independence	57%	17%	5	0.85
Community Connections	82%	0%	5	0.00
WTLP/Life Coach	78%	80%	15	12.00
<b>Specialty Sub-Total</b>			<b>50</b>	<b>16.45</b>

\*Performance calculation descriptions can be found in the FY 2016 RBWO PBP Measurements and Standards Guide.

<b>Monitoring &amp; Outcomes: Possible Points = 100</b>	<b>Points Earned = 52.67</b>
<b>Score Before Incentives Credit</b>	
<b>52.67%</b>	



## Performance-Based Placement Measures

### RBWO Provider GA+SCORECARD - ILP/TLP

Report Quarter: Q3 FY2016

<b>Incentives Awarded</b>	<b>10.00 pts</b>
<b>PBP Verification</b>	<b>0.00 pts</b>
<b>Total Score</b>	<b>62.67%</b>

#### Provider/Program Name: A Change Generation - (5202) - CCI

Program Census Information:		# Children in Care During Quarter: 7	# Placements During Quarter: 7	# Children in Care On Last Day: 5
ILP/TLP Incentive Credits	Avg Performance All ILP/TLPs (Points)	Provider Performance (%)*	Possible Points (Weight)	Provider Points Earned
No DJJ or DOC Involvement		36%	5	1.80
Extended Foster Care Services		100%	5	5.00
Positive Permanency Connections		0%	5	0.00
High School Graduation/College Participation/Professional Certification		20%	20	4.00
Part-Time Employment with Medical Benefits		0%	20	0.00
Living Arrangements at Discharge		50%	20	10.00
Additional Academic Supports		0%	2	0.00
Additional IL Skills Provision		0%	5	0.00
Active Agency Accreditation		0%	4	0.00
Staff Clinical Licensure		0%	5	0.00
<b>Incentives Total</b>	<b>12.01</b>		<b>91</b>	<b>20.80</b>

\*Performance calculation descriptions can be found in the FY 2016 RBWO PBP Measurements and Standards Guide.

#### Child Protective Services Investigations and Dispositions

The following investigations data, which is not used for scoring but is considered significant to a provider's performance, is from Georgia SHINES and is not considered final or complete until the end of the fiscal year.

Total Reports:	2	
Number Screened In:	1	
Number Screened Out:	1	
Number Substantiated:	0	
Number Unsubstantiated:	1	
Number Active CPS Investigations:	0	



# **Performance-Based Placement Measures** **RBWO Provider GA+SCORECARD - ILP/TLP**

Report Quarter: Q3 FY2016

**Provider/Program Name: Beth-Ester Ministries - Restoration House ILP (5170) - CCI**

163 Hasting St., Newnan, GA 30263

Phone: 678-423-4193

Vendor ID# 115537

Quarterly Scores (Grades)

Q1: 70.15 (C-)

Q2: 35.86 (F)

Q3: 56.82 (F)

Q4: 66.90 (D)

Current Quarter Score (Grade)

**56.82%**

**(F)**

Program Census Information:

# Children in Care During Quarter: 2

# Placements During Quarter: 2

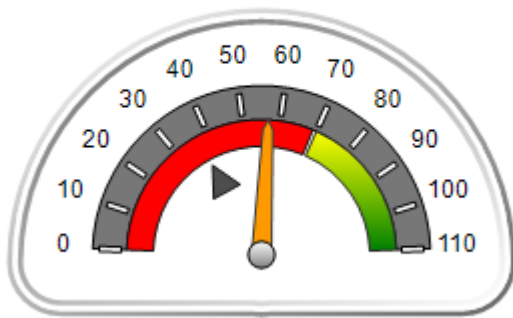
# Children in Care On Last Day: 1

## **Quarterly Provider Comparisons to All ILP/TLPs**

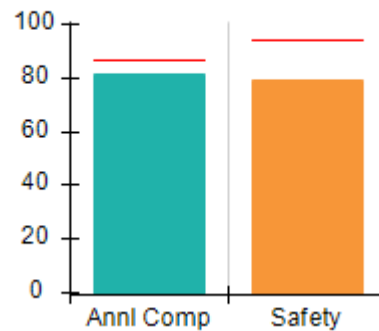
■■■■■■■■ indicates MalTx Threshold

▼ — indicates average for all ILP/TLPs

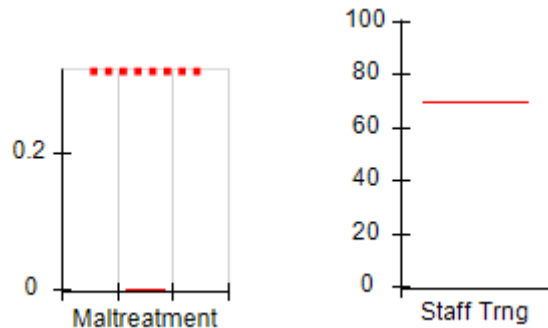
Overall Score (%)



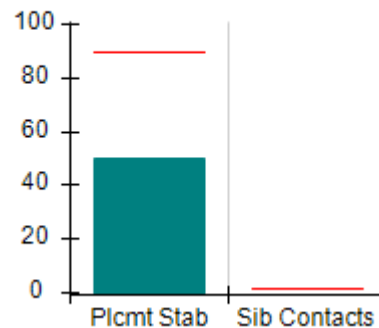
OPM Monitoring Reviews (%)



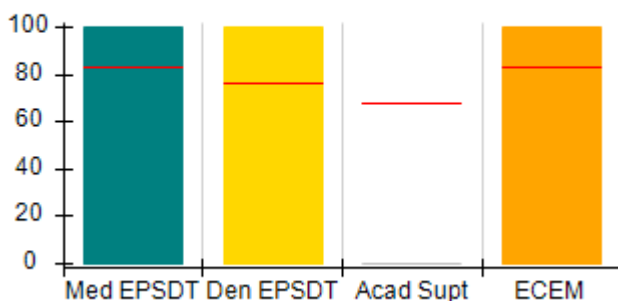
Safety Outcomes (%)



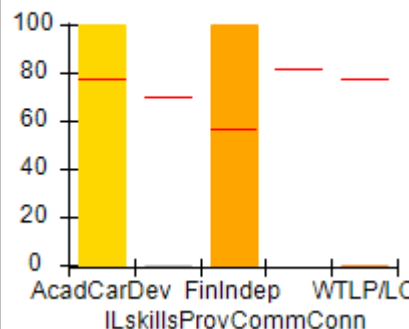
Permanency Outcomes (%)



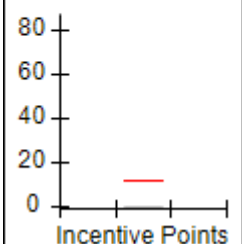
Well-Being Outcomes (%)



ILP/TLP Outcomes (%)



Incentives Earned (Points)





**Performance-Based Placement Measures  
RBWO Provider GA+SCORECARD - ILP/TLP**

**Report Quarter: Q3 FY2016**

<b>Provider/Program Name: Beth-Ester Ministries - Restoration House ILP (5170) - CCI</b>				
<b>163 Hasting St., Newnan, GA 30263</b>		<b>Quarterly Scores (Grades)</b>		<b>Current Quarter Score (Grade)</b>
<b>Phone: 678-423-4193</b>		<b>Q1: 70.15 (C-)</b>	<b>Q2: 35.86 (F)</b>	<b>56.82%</b>
<b>Vendor ID# 115537</b>		<b>Q3: 56.82 (F)</b>	<b>Q4: 66.90 (D)</b>	<b>(F)</b>
Program Census Information:		# Children in Care During Quarter: 2	# Placements During Quarter: 2	# Children in Care On Last Day: 1
	<b>Avg Performance All ILP/TLPs (%)</b>	<b>Provider Performance (%)*</b>	<b>Possible Points (Weight)</b>	<b>Provider Points Earned</b>
<b>OPM Monitoring Reviews</b>				
Annual Comprehensive Reviews	87%	81%	15	12.20
Safety Reviews	94%	79%	5	3.95
<b>Monitoring Sub-Total</b>			<b>20</b>	<b>16.15</b>
<b>ILP/TLP Safety Outcomes</b>				
Incidence of Maltreatment	0.00%	No Substantiated Reports	8	8.00
Staff Training	70%	Not Eligible		
<b>Safety Sub-Total</b>			<b>8</b>	<b>8.00</b>
<b>ILP/TLP Permanency Outcomes</b>				
Placement Stability	90%	50%	6	3.00
Sibling Contacts	1%	None Planned		
<b>Permanency Sub-Total</b>			<b>6</b>	<b>3.00</b>
<b>ILP/TLP Well-Being Outcomes</b>				
EPSDT Medical Visits	83%	100%	4	4.00
EPSDT Dental Visits	76%	100%	4	4.00
Academic Supports	68%	0%	3	0.00
Provider ECEM Visits	83%	100%	5	5.00
<b>Well-Being Sub-Total</b>			<b>16</b>	<b>13.00</b>
<b>ILP/TLP Specialty Outcomes</b>				
Academic/Career Development	78%	100%	11.1	11.11
Ind Living Skills Provision	70%	0%	16.7	0.00
Financial Independence	57%	100%	5.6	5.56
Community Connections	82%	Not Eligible		
WTLP/Life Coach	78%	0%	16.7	0.00
<b>Specialty Sub-Total</b>			<b>50</b>	<b>16.67</b>
*Performance calculation descriptions can be found in the FY 2016 RBWO PBP Measurements and Standards Guide.				

<b>Monitoring &amp; Outcomes: Possible Points = 100</b>	<b>Points Earned = 56.82</b>
<b>Score Before Incentives Credit</b>	
<b>56.82%</b>	





## Performance-Based Placement Measures

### RBWO Provider GA+SCORECARD - ILP/TLP

Report Quarter: Q3 FY2016

<b>Incentives Awarded</b>	<b>00.00 pts</b>
<b>PBP Verification</b>	<b>N/A pts</b>
<b>Total Score</b>	<b>56.82%</b>

#### Provider/Program Name: Beth-Ester Ministries - Restoration House ILP (5170) - CCI

Program Census Information:		# Children in Care During Quarter: 2	# Placements During Quarter: 2	# Children in Care On Last Day: 1
ILP/TLP Incentive Credits	Avg Performance All ILP/TLPs (Points)	Provider Performance (%)*	Possible Points (Weight)	Provider Points Earned
No DJJ or DOC Involvement		0%	5	0.00
Extended Foster Care Services		Not Eligible	5	
Positive Permanency Connections		Not Eligible	5	
High School Graduation/College Participation/Professional Certification		0%	20	0.00
Part-Time Employment with Medical Benefits		0%	20	0.00
Living Arrangements at Discharge		0%	20	0.00
Additional Academic Supports		0%	2	0.00
Additional IL Skills Provision		0%	5	0.00
Active Agency Accreditation		0%	4	0.00
Staff Clinical Licensure		0%	5	0.00
<b>Incentives Total</b>	<b>12.01</b>		<b>91</b>	<b>0.00</b>

\*Performance calculation descriptions can be found in the FY 2016 RBWO PBP Measurements and Standards Guide.

#### Child Protective Services Investigations and Dispositions

The following investigations data, which is not used for scoring but is considered significant to a provider's performance, is from Georgia SHINES and is not considered final or complete until the end of the fiscal year.

Total Reports:	0	
Number Screened In:	0	
Number Screened Out:	0	
Number Substantiated:	0	
Number Unsubstantiated:	0	
Number Active CPS Investigations:	0	



## Performance-Based Placement Measures RBWO Provider GA+SCORECARD - ILP/TLP

Report Quarter: Q3 FY2016

**Provider/Program Name: Carl Malone Foundation, Inc. - Mercy's Door - IV (5142) - CCI**

805 Happy St, Dalton, GA 30721

Phone: 706-277-4883

Vendor ID# 115539

	Quarterly Scores (Grades)		Current Quarter Score (Grade)
	Q1: 83.61 (B-)	Q2: 86.86 (B)	102.86% (A+)
	Q3: 102.86 (A+)	Q4: 88.76 (B+)	
Program Census Information:	# Children in Care During Quarter: 5	# Placements During Quarter: 5	# Children in Care On Last Day: 2

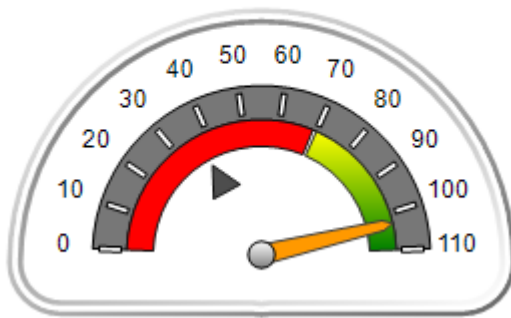
### Quarterly Provider Comparisons to All ILP/TLPs

■■■■■■■■ indicates MalTx Threshold

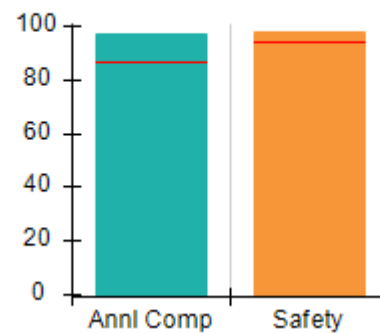


— indicates average for all ILP/TLPs

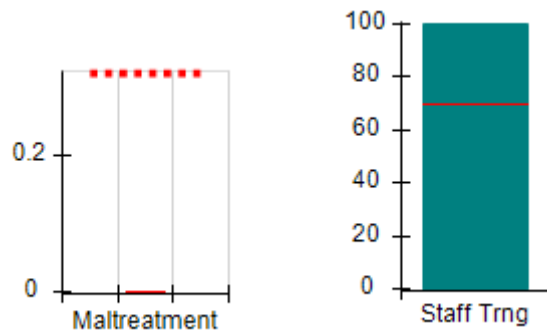
Overall Score (%)



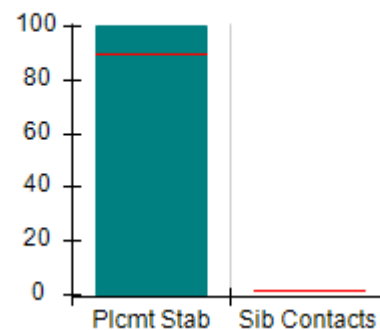
OPM Monitoring Reviews (%)



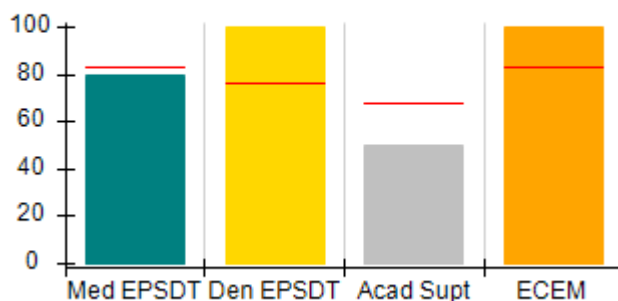
Safety Outcomes (%)



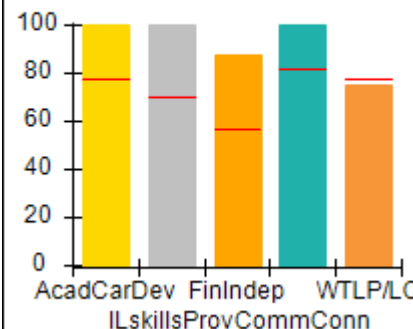
Permanency Outcomes (%)



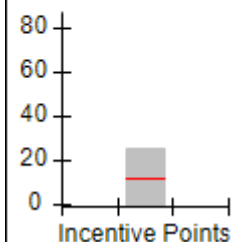
Well-Being Outcomes (%)



ILP/TLP Outcomes (%)



Incentives Earned (Points)





# Performance-Based Placement Measures RBWO Provider GA+SCORECARD - ILP/TLP

Report Quarter: Q3 FY2016

<b>Provider/Program Name: Carl Malone Foundation, Inc. - Mercy's Door - IV (5142) - CCI</b>				
805 Happy St, Dalton, GA 30721		Quarterly Scores (Grades)		Current Quarter Score (Grade)
Phone: 706-277-4883		Q1: 83.61 (B-)	Q2: 86.86 (B)	<b>102.86%</b> <b>(A+)</b>
Vendor ID# 115539		Q3: 102.86 (A+)	Q4: 88.76 (B+)	
Program Census Information:		# Children in Care During Quarter: 5	# Placements During Quarter: 5	# Children in Care On Last Day: 2
	Avg Performance All ILP/TLPs (%)	Provider Performance (%)*	Possible Points (Weight)	Provider Points Earned
<b>OPM Monitoring Reviews</b>				
Annual Comprehensive Reviews	87%	97%	15	14.60
Safety Reviews	94%	98%	5	4.91
<b>Monitoring Sub-Total</b>			<b>20</b>	<b>19.51</b>
<b>ILP/TLP Safety Outcomes</b>				
Incidence of Maltreatment	0.00%	No Substantiated Reports	3	3.00
Staff Training	70%	100%	5	5.00
<b>Safety Sub-Total</b>			<b>8</b>	<b>8.00</b>
<b>ILP/TLP Permanency Outcomes</b>				
Placement Stability	90%	100%	6	6.00
Sibling Contacts	1%	None Planned		
<b>Permanency Sub-Total</b>			<b>6</b>	<b>6.00</b>
<b>ILP/TLP Well-Being Outcomes</b>				
EPSDT Medical Visits	83%	80%	4	3.20
EPSDT Dental Visits	76%	100%	4	4.00
Academic Supports	68%	50%	3	1.50
Provider ECEM Visits	83%	100%	5	5.00
<b>Well-Being Sub-Total</b>			<b>16</b>	<b>13.70</b>
<b>ILP/TLP Specialty Outcomes</b>				
Academic/Career Development	78%	100%	10	10.00
Ind Living Skills Provision	70%	100%	15	15.00
Financial Independence	57%	88%	5	4.40
Community Connections	82%	100%	5	5.00
WTLP/Life Coach	78%	75%	15	11.25
<b>Specialty Sub-Total</b>			<b>50</b>	<b>45.65</b>
*Performance calculation descriptions can be found in the FY 2016 RBWO PBP Measurements and Standards Guide.				

Monitoring &amp; Outcomes: Possible Points = 100

Points Earned = 92.86

Score Before Incentives Credit

92.86%



# Performance-Based Placement Measures RBWO Provider GA+SCORECARD - ILP/TLP

Report Quarter: Q3 FY2016

Incentives Awarded	10.00 pts
PBP Verification	N/A pts
<b>Total Score</b>	<b>102.86%</b>

**Provider/Program Name: Carl Malone Foundation, Inc. - Mercy's Door - IV (5142) - CCI**

Program Census Information:		# Children in Care During Quarter: 5	# Placements During Quarter: 5	# Children in Care On Last Day: 2
ILP/TLP Incentive Credits	Avg Performance All ILP/TLPs (Points)	Provider Performance (%)*	Possible Points (Weight)	Provider Points Earned
No DJJ or DOC Involvement		100%	5	5.00
Extended Foster Care Services		100%	5	5.00
Positive Permanency Connections		0%	5	0.00
High School Graduation/College Participation/Professional Certification		20%	20	4.00
Part-Time Employment with Medical Benefits		0%	20	0.00
Living Arrangements at Discharge		33%	20	6.60
Additional Academic Supports		0%	2	0.00
Additional IL Skills Provision		86%	5	4.30
Active Agency Accreditation		0%	4	0.00
Staff Clinical Licensure		10%	5	0.50
<b>Incentives Total</b>	<b>12.01</b>		<b>91</b>	<b>25.40</b>

\*Performance calculation descriptions can be found in the FY 2016 RBWO PBP Measurements and Standards Guide.

**Child Protective Services Investigations and Dispositions**

The following investigations data, which is not used for scoring but is considered significant to a provider's performance, is from Georgia SHINES and is not considered final or complete until the end of the fiscal year.

Total Reports:	0	
Number Screened In:	0	
Number Screened Out:	0	
Number Substantiated:	0	
Number Unsubstantiated:	0	
Number Active CPS Investigations:	0	



# Performance-Based Placement Measures RBWO Provider GA+SCORECARD - ILP/TLP

Report Quarter: Q3 FY2016

**Provider/Program Name: Carrie Steele-Pitts Home, Inc. - Independent Living (5129) - CCI**

667 Fairburn Rd., NW, Atlanta, GA 30331

Phone: 404-691-5187

Vendor ID# 109513

## Quarterly Scores (Grades)

Q1: 81.90 (B-)

Q2: 90.45 (A-)

Q3: 86.70 (B)

Q4: 80.10 (B-)

## Current Quarter Score (Grade)

**86.70%**

**(B)**

Program Census Information:

# Children in Care During Quarter: 4

# Placements During Quarter: 4

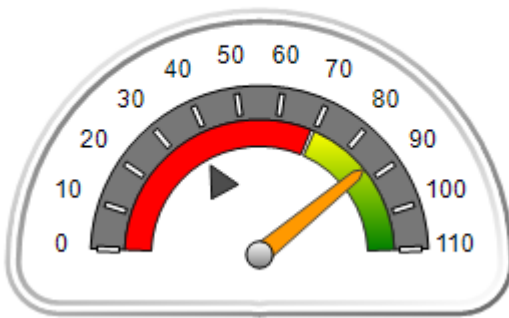
# Children in Care On Last Day: 4

## Quarterly Provider Comparisons to All ILP/TLPs

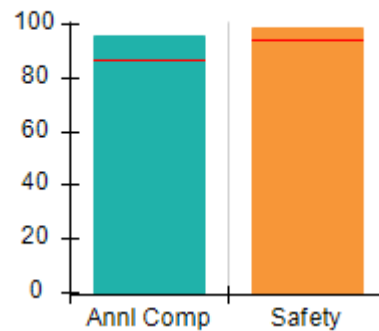
■■■■■■■■ indicates MalTx Threshold

▼ indicates average for all ILP/TLPs

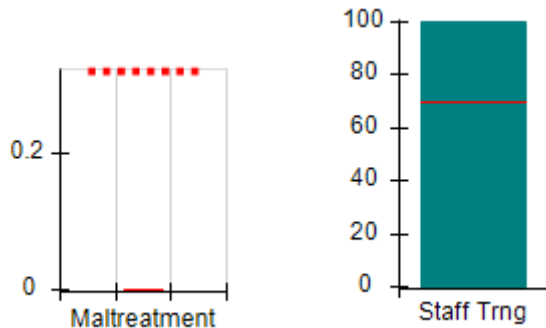
### Overall Score (%)



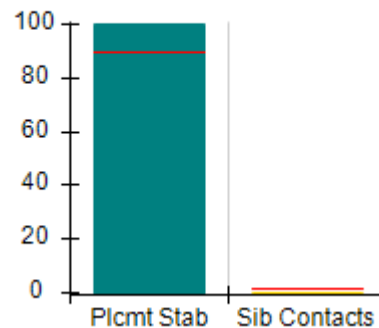
### OPM Monitoring Reviews (%)



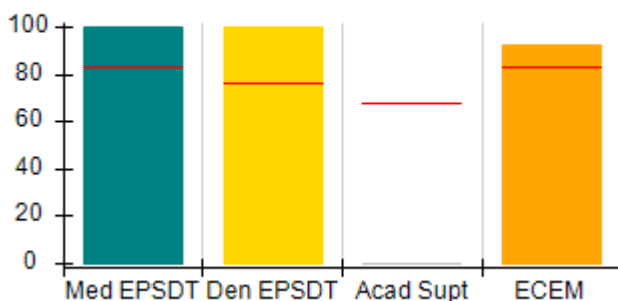
### Safety Outcomes (%)



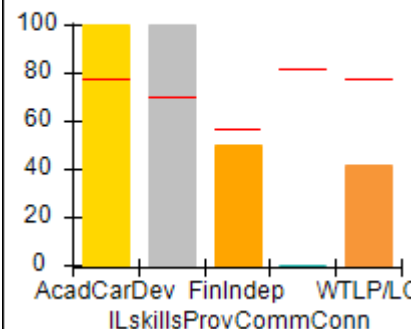
### Permanency Outcomes (%)



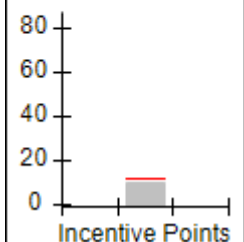
### Well-Being Outcomes (%)



### ILP/TLP Outcomes (%)



### Incentives Earned (Points)





# Performance-Based Placement Measures

## RBWO Provider GA+SCORECARD - ILP/TLP

Report Quarter: Q3 FY2016

<b>Provider/Program Name: Carrie Steele-Pitts Home, Inc. - Independent Living (5129) - CCI</b>				
<b>667 Fairburn Rd., NW, Atlanta, GA 30331</b> <b>Phone: 404-691-5187</b> <b>Vendor ID# 109513</b>		<b>Quarterly Scores (Grades)</b>		<b>Current Quarter Score (Grade)</b>
		<b>Q1: 81.90 (B-)</b>	<b>Q2: 90.45 (A-)</b>	<b>86.70%</b> <b>(B)</b>
		<b>Q3: 86.70 (B)</b>	<b>Q4: 80.10 (B-)</b>	
Program Census Information:		# Children in Care During Quarter: 4	# Placements During Quarter: 4	# Children in Care On Last Day: 4
	<b>Avg Performance All ILP/TLPs (%)</b>	<b>Provider Performance (%)*</b>	<b>Possible Points (Weight)</b>	<b>Provider Points Earned</b>
<b>OPM Monitoring Reviews</b>				
Annual Comprehensive Reviews	87%	96%	15	14.35
Safety Reviews	94%	99%	5	4.95
<b>Monitoring Sub-Total</b>			<b>20</b>	<b>19.30</b>
<b>ILP/TLP Safety Outcomes</b>				
Incidence of Maltreatment	0.00%	Not Eligible		
Staff Training	70%	100%	8	8.00
<b>Safety Sub-Total</b>			<b>8</b>	<b>8.00</b>
<b>ILP/TLP Permanency Outcomes</b>				
Placement Stability	90%	100%	3	3.00
Sibling Contacts	1%	0%	3	0.00
<b>Permanency Sub-Total</b>			<b>6</b>	<b>3.00</b>
<b>ILP/TLP Well-Being Outcomes</b>				
EPSDT Medical Visits	83%	100%	4	4.00
EPSDT Dental Visits	76%	100%	4	4.00
Academic Supports	68%	0%	3	0.00
Provider ECEM Visits	83%	92%	5	4.60
<b>Well-Being Sub-Total</b>			<b>16</b>	<b>12.60</b>
<b>ILP/TLP Specialty Outcomes</b>				
Academic/Career Development	78%	100%	10	10.00
Ind Living Skills Provision	70%	100%	15	15.00
Financial Independence	57%	50%	5	2.50
Community Connections	82%	0%	5	0.00
WTLP/Life Coach	78%	42%	15	6.30
<b>Specialty Sub-Total</b>			<b>50</b>	<b>33.80</b>
*Performance calculation descriptions can be found in the FY 2016 RBWO PBP Measurements and Standards Guide.				

<b>Monitoring &amp; Outcomes: Possible Points = 100</b>	<b>Points Earned = 76.70</b>
<b>Score Before Incentives Credit</b>	<b>76.70%</b>
<b>Incentives Awarded</b>	<b>10.00 pts</b>



**DHS, DFCS, Office of Provider Management**  
**Performance-Based Placement Measures**  
**RBWO Provider GA+SCORECARD - ILP/TLP**  
**Report Quarter: Q3 FY2016**



<b>PBP Verification</b>	<b>0.00 pts</b>
<b>Total Score</b>	<b>86.70%</b>

**Provider/Program Name: Carrie Steele-Pitts Home, Inc. - Independent Living (5129) - CCI**

Program Census Information:		# Children in Care During Quarter: 4	# Placements During Quarter: 4	# Children in Care On Last Day: 4
ILP/TLP Incentive Credits	Avg Performance All ILP/TLPs (Points)	Provider Performance (%)*	Possible Points (Weight)	Provider Points Earned
No DJJ or DOC Involvement		100%	5	5.00
Extended Foster Care Services		Not Eligible	5	
Positive Permanency Connections		0%	5	0.00
High School Graduation/College Participation/Professional Certification		0%	20	0.00
Part-Time Employment with Medical Benefits		Not Eligible	20	
Living Arrangements at Discharge		Not Eligible	20	
Additional Academic Supports		0%	2	0.00
Additional IL Skills Provision		100%	5	5.00
Active Agency Accreditation		0%	4	0.00
Staff Clinical Licensure		0%	5	0.00
<b>Incentives Total</b>	<b>12.01</b>		<b>91</b>	<b>10.00</b>

\*Performance calculation descriptions can be found in the FY 2016 RBWO PBP Measurements and Standards Guide.

**Child Protective Services Investigations and Dispositions**

The following investigations data, which is not used for scoring but is considered significant to a provider's performance, is from Georgia SHINES and is not considered final or complete until the end of the fiscal year.

Total Reports:	0	
Number Screened In:	0	
Number Screened Out:	0	
Number Substantiated:	0	
Number Unsubstantiated:	0	
Number Active CPS Investigations:	0	



# **Performance-Based Placement Measures** **RBWO Provider GA+SCORECARD - ILP/TLP**

Report Quarter: Q3 FY2016

**Provider/Program Name: Center for Children and Young Adults, The - ILP Prep TLP (5114) - CCI**

2221 Austell Rd., Marietta, GA 30008

Phone: 770-485-1630

Vendor ID# 101256

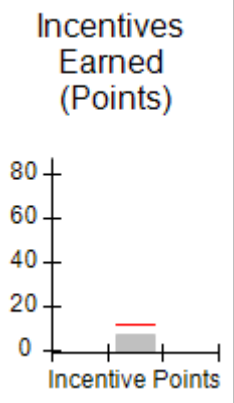
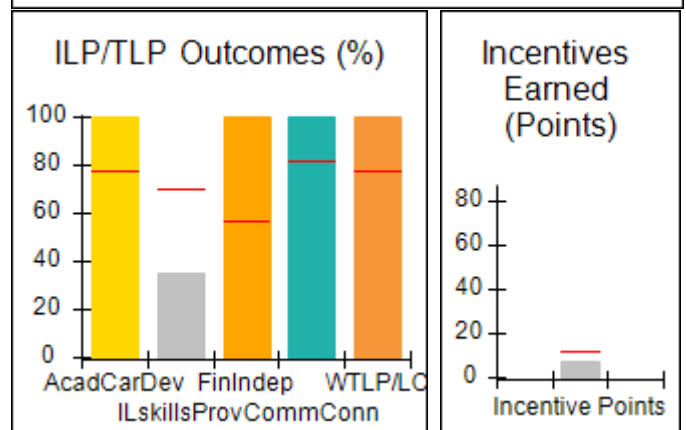
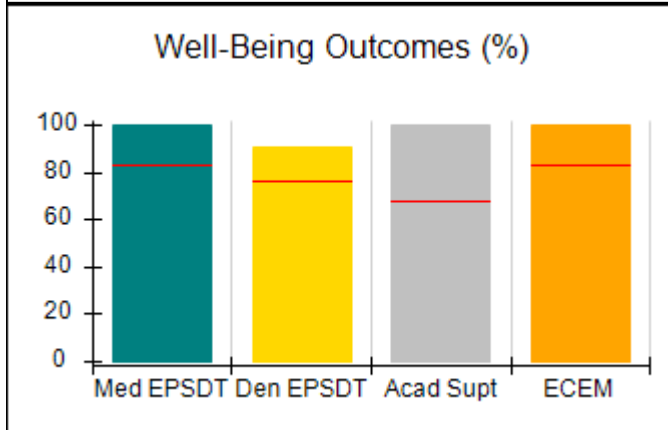
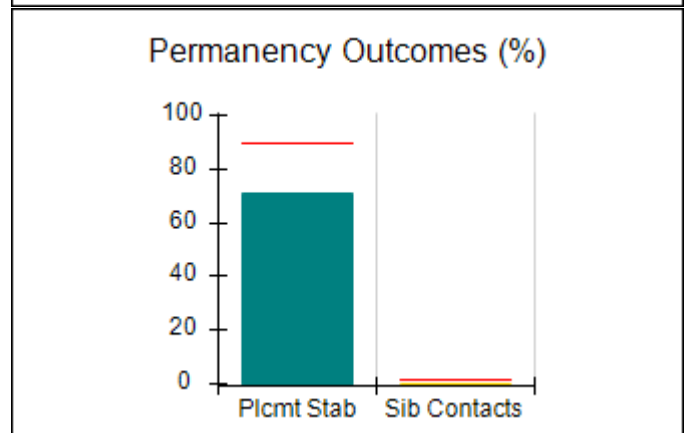
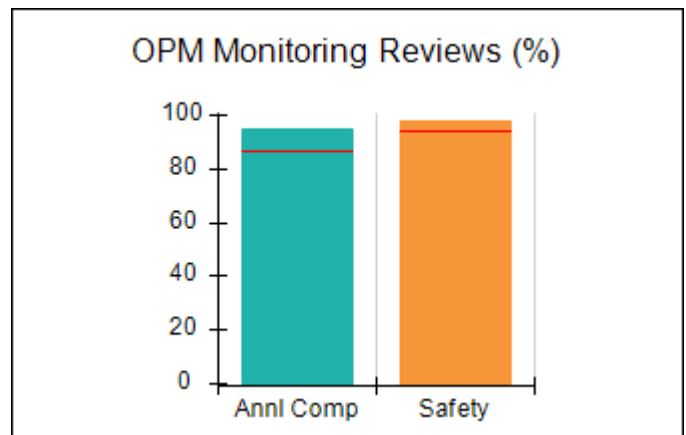
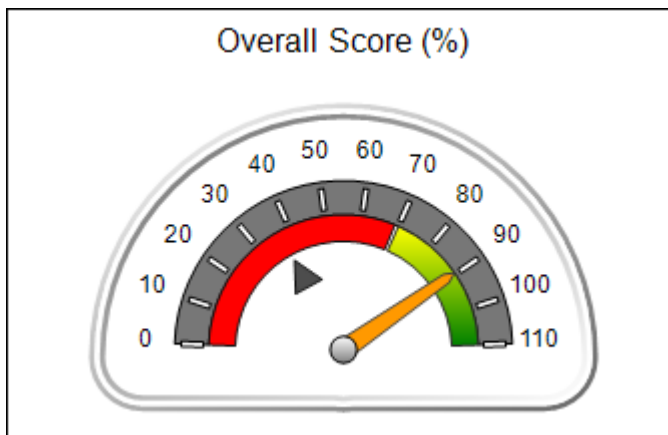
Quarterly Scores (Grades)		Current Quarter Score (Grade)
Q1: 70.12 (C-)	Q2: 85.32 (B)	<b>89.58%</b> <b>(B+)</b>
Q3: 89.58 (B+)	Q4: 62.44 (D-)	

Program Census Information:	# Children in Care During Quarter: 17	# Placements During Quarter: 17	# Children in Care On Last Day: 7
-----------------------------	---------------------------------------	---------------------------------	-----------------------------------

## **Quarterly Provider Comparisons to All ILP/TLPs**

■■■■■■■■ indicates MalTx Threshold

▼ ————— indicates average for all ILP/TLPs







# Performance-Based Placement Measures RBWO Provider GA+SCORECARD - ILP/TLP

Report Quarter: Q3 FY2016

<b>Provider/Program Name: Center for Children and Young Adults, The - ILP Prep TLP (5114) - CCI</b>				
<b>2221 Austell Rd., Marietta, GA 30008</b>		<b>Quarterly Scores (Grades)</b>		<b>Current Quarter Score (Grade)</b>
<b>Phone: 770-485-1630</b>		<b>Q1: 70.12 (C-)</b>	<b>Q2: 85.32 (B)</b>	<b>89.58%</b>
<b>Vendor ID# 101256</b>		<b>Q3: 89.58 (B+)</b>	<b>Q4: 62.44 (D-)</b>	<b>(B+)</b>
Program Census Information:		# Children in Care During Quarter: 17	# Placements During Quarter: 17	# Children in Care On Last Day: 7
	<b>Avg Performance All ILP/TLPs (%)</b>	<b>Provider Performance (%)*</b>	<b>Possible Points (Weight)</b>	<b>Provider Points Earned</b>
<b>OPM Monitoring Reviews</b>				
Annual Comprehensive Reviews	87%	95%	15	14.21
Safety Reviews	94%	98%	5	4.90
<b>Monitoring Sub-Total</b>			<b>20</b>	<b>19.11</b>
<b>ILP/TLP Safety Outcomes</b>				
Incidence of Maltreatment	0.00%	No Substantiated Reports	3	3.00
Staff Training	70%	100%	5	5.00
<b>Safety Sub-Total</b>			<b>8</b>	<b>8.00</b>
<b>ILP/TLP Permanency Outcomes</b>				
Placement Stability	90%	71%	3	2.13
Sibling Contacts	1%	0%	3	0.00
<b>Permanency Sub-Total</b>			<b>6</b>	<b>2.13</b>
<b>ILP/TLP Well-Being Outcomes</b>				
EPSDT Medical Visits	83%	100%	4	4.00
EPSDT Dental Visits	76%	91%	4	3.64
Academic Supports	68%	100%	3	3.00
Provider ECEM Visits	83%	100%	5	5.00
<b>Well-Being Sub-Total</b>			<b>16</b>	<b>15.64</b>
<b>ILP/TLP Specialty Outcomes</b>				
Academic/Career Development	78%	100%	10	10.00
Ind Living Skills Provision	70%	35%	15	5.25
Financial Independence	57%	100%	5	5.00
Community Connections	82%	100%	5	5.00
WTLP/Life Coach	78%	100%	15	15.00
<b>Specialty Sub-Total</b>			<b>50</b>	<b>40.25</b>
*Performance calculation descriptions can be found in the FY 2016 RBWO PBP Measurements and Standards Guide.				

Monitoring &amp; Outcomes: Possible Points = 100

Points Earned = 85.13

Score Before Incentives Credit

85.13%



## Performance-Based Placement Measures

### RBWO Provider GA+SCORECARD - ILP/TLP

Report Quarter: Q3 FY2016

<b>Incentives Awarded</b>	<b>07.00 pts</b>
<b>PBP Verification</b>	<b>-2.55 pts</b>
<b>Total Score</b>	<b>89.58%</b>

#### Provider/Program Name: Center for Children and Young Adults, The - ILP Prep TLP (5114) - CCI

Program Census Information:		# Children in Care During Quarter: 17	# Placements During Quarter: 17	# Children in Care On Last Day: 7
ILP/TLP Incentive Credits	Avg Performance All ILP/TLPs (Points)	Provider Performance (%)*	Possible Points (Weight)	Provider Points Earned
No DJJ or DOC Involvement		94%	5	4.70
Extended Foster Care Services		Not Eligible	5	
Positive Permanency Connections		Not Eligible	5	
High School Graduation/College Participation/Professional Certification		0%	20	0.00
Part-Time Employment with Medical Benefits		0%	20	0.00
Living Arrangements at Discharge		0%	20	0.00
Additional Academic Supports		100%	2	2.00
Additional IL Skills Provision		6%	5	0.30
Active Agency Accreditation		0%	4	0.00
Staff Clinical Licensure		0%	5	0.00
<b>Incentives Total</b>	<b>12.01</b>		<b>91</b>	<b>7.00</b>

\*Performance calculation descriptions can be found in the FY 2016 RBWO PBP Measurements and Standards Guide.

#### Child Protective Services Investigations and Dispositions

The following investigations data, which is not used for scoring but is considered significant to a provider's performance, is from Georgia SHINES and is not considered final or complete until the end of the fiscal year.

Total Reports:	0
Number Screened In:	0
Number Screened Out:	0
Number Substantiated:	0
Number Unsubstantiated:	0
Number Active CPS Investigations:	0



# **Performance-Based Placement Measures** **RBWO Provider GA+SCORECARD - ILP/TLP**

Report Quarter: Q3 FY2016

**Provider/Program Name: Center for Children and Young Adults, The - Life Works TLP (580) - CCI**

2221 Austell Rd., Marietta, GA 30008

Phone: 770-485-1657

Vendor ID# 35263

Quarterly Scores (Grades)

Current Quarter Score (Grade)

Q1: 87.83 (B+)

Q2: 90.85 (A-)

96.15%

Q3: 96.15 (A)

Q4: 82.29 (B-)

(A)

Program Census Information:

# Children in Care During Quarter: 11

# Placements During Quarter: 11

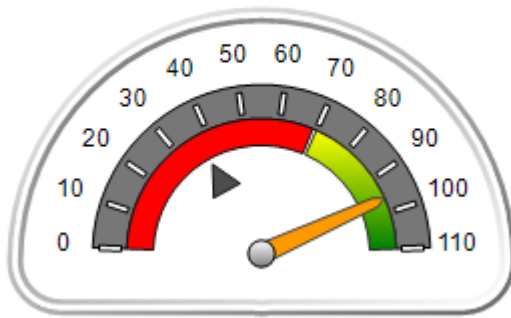
# Children in Care On Last Day: 10

## **Quarterly Provider Comparisons to All ILP/TLPs**

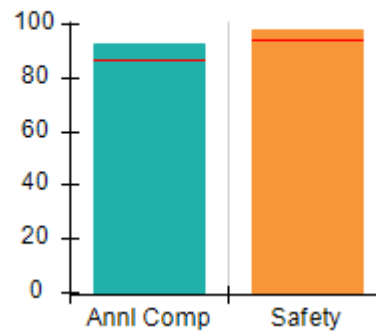
■■■■■■■■ indicates MalTx Threshold

▼ indicates average for all ILP/TLPs

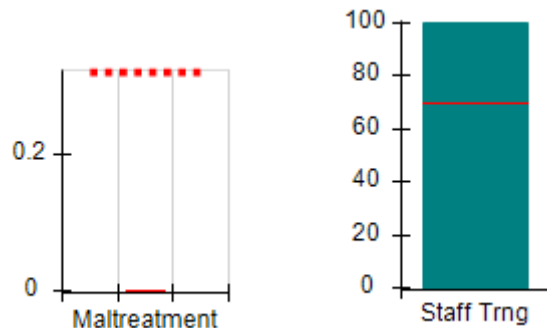
Overall Score (%)



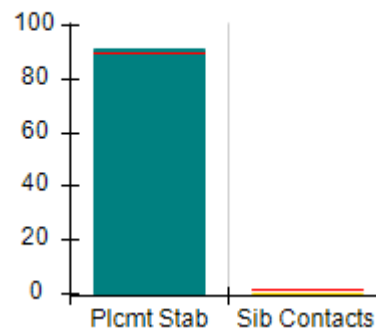
OPM Monitoring Reviews (%)



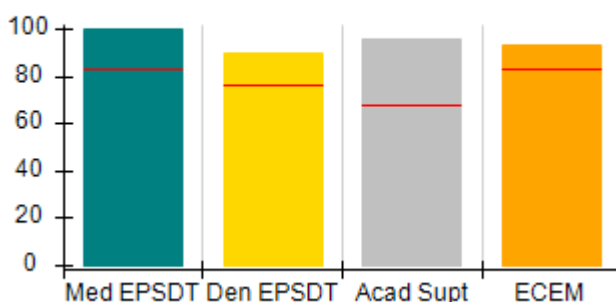
Safety Outcomes (%)



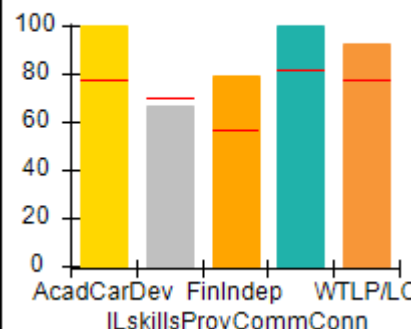
Permanency Outcomes (%)



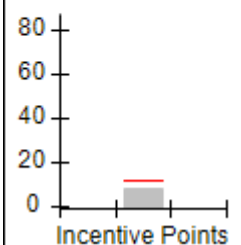
Well-Being Outcomes (%)



ILP/TLP Outcomes (%)



Incentives Earned (Points)





# Performance-Based Placement Measures RBWO Provider GA+SCORECARD - ILP/TLP

Report Quarter: Q3 FY2016

Provider/Program Name: Center for Children and Young Adults, The - Life Works TLP (580) - CCI				
2221 Austell Rd., Marietta, GA 30008		Quarterly Scores (Grades)		Current Quarter Score (Grade)
Phone: 770-485-1657		Q1: 87.83 (B+)	Q2: 90.85 (A-)	96.15%
Vendor ID# 35263		Q3: 96.15 (A)	Q4: 82.29 (B-)	(A)
Program Census Information:		# Children in Care During Quarter: 11	# Placements During Quarter: 11	# Children in Care On Last Day: 10
	Avg Performance All ILP/TLPs (%)	Provider Performance (%)*	Possible Points (Weight)	Provider Points Earned
<b>OPM Monitoring Reviews</b>				
Annual Comprehensive Reviews	87%	93%	15	13.91
Safety Reviews	94%	98%	5	4.89
<b>Monitoring Sub-Total</b>			<b>20</b>	<b>18.80</b>
<b>ILP/TLP Safety Outcomes</b>				
Incidence of Maltreatment	0.00%	No Substantiated Reports	3	3.00
Staff Training	70%	100%	5	5.00
<b>Safety Sub-Total</b>			<b>8</b>	<b>8.00</b>
<b>ILP/TLP Permanency Outcomes</b>				
Placement Stability	90%	91%	3	2.73
Sibling Contacts	1%	0%	3	0.00
<b>Permanency Sub-Total</b>			<b>6</b>	<b>2.73</b>
<b>ILP/TLP Well-Being Outcomes</b>				
EPSDT Medical Visits	83%	100%	4	4.00
EPSDT Dental Visits	76%	90%	4	3.60
Academic Supports	68%	96%	3	2.88
Provider ECEM Visits	83%	93%	5	4.65
<b>Well-Being Sub-Total</b>			<b>16</b>	<b>15.13</b>
<b>ILP/TLP Specialty Outcomes</b>				
Academic/Career Development	78%	100%	10	10.00
Ind Living Skills Provision	70%	67%	15	10.05
Financial Independence	57%	79%	5	3.95
Community Connections	82%	100%	5	5.00
WTLP/Life Coach	78%	93%	15	13.95
<b>Specialty Sub-Total</b>			<b>50</b>	<b>42.95</b>
*Performance calculation descriptions can be found in the FY 2016 RBWO PBP Measurements and Standards Guide.				

Monitoring &amp; Outcomes: Possible Points = 100

Points Earned = 87.61

Score Before Incentives Credit

87.61%



# Performance-Based Placement Measures RBWO Provider GA+SCORECARD - ILP/TLP

Report Quarter: Q3 FY2016

Incentives Awarded	08.54 pts
PBP Verification	0.00 pts
<b>Total Score</b>	<b>96.15%</b>

## Provider/Program Name: Center for Children and Young Adults, The - Life Works TLP (580) - CCI

Program Census Information:		# Children in Care During Quarter: 11	# Placements During Quarter: 11	# Children in Care On Last Day: 10
ILP/TLP Incentive Credits	Avg Performance All ILP/TLPs (Points)	Provider Performance (%)*	Possible Points (Weight)	Provider Points Earned
No DJJ or DOC Involvement		100%	5	5.00
Extended Foster Care Services		0%	5	0.00
Positive Permanency Connections		0%	5	0.00
High School Graduation/College Participation/Professional Certification		0%	20	0.00
Part-Time Employment with Medical Benefits		0%	20	0.00
Living Arrangements at Discharge		0%	20	0.00
Additional Academic Supports		67%	2	1.34
Additional IL Skills Provision		44%	5	2.20
Active Agency Accreditation		0%	4	0.00
Staff Clinical Licensure		0%	5	0.00
<b>Incentives Total</b>	<b>12.01</b>		<b>91</b>	<b>8.54</b>

\*Performance calculation descriptions can be found in the FY 2016 RBWO PBP Measurements and Standards Guide.

## Child Protective Services Investigations and Dispositions

The following investigations data, which is not used for scoring but is considered significant to a provider's performance, is from Georgia SHINES and is not considered final or complete until the end of the fiscal year.

Total Reports:	0	
Number Screened In:	0	
Number Screened Out:	0	
Number Substantiated:	0	
Number Unsubstantiated:	0	
Number Active CPS Investigations:	0	



# Performance-Based Placement Measures RBWO Provider GA+SCORECARD - ILP/TLP

Report Quarter: Q3 FY2016

**Provider/Program Name: Champion House - (5212) - CCI**

1841 Woodside Court, Jonesboro, GA 30236

Phone: 770-286-7072

Vendor ID# 135122

Quarterly Scores (Grades)

Q1: 30.18 (F)

Q2: 26.71 (F)

Q3: 30.07 (F)

Q4: 26.47 (F)

Current Quarter Score (Grade)

**30.07%**

**(F)**

Program Census Information:

# Children in Care During Quarter: 4

# Placements During Quarter: 4

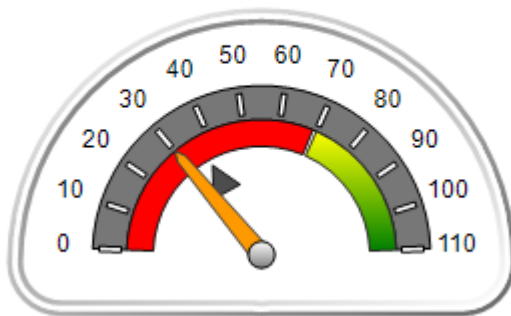
# Children in Care On Last Day: 0

## Quarterly Provider Comparisons to All ILP/TLPs

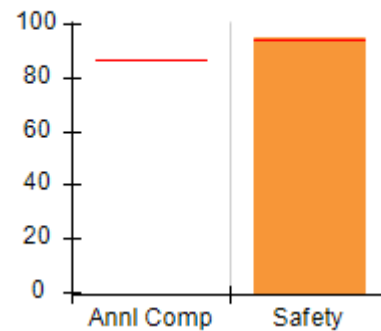
■■■■■■■■ indicates MalTx Threshold

▼ indicates average for all ILP/TLPs

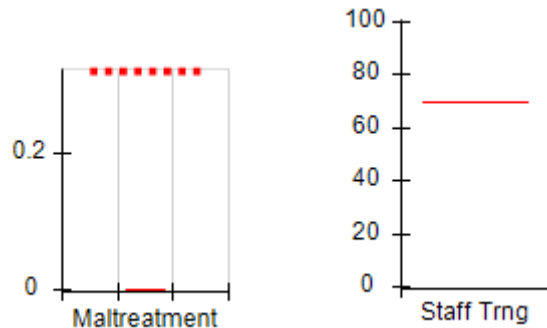
Overall Score (%)



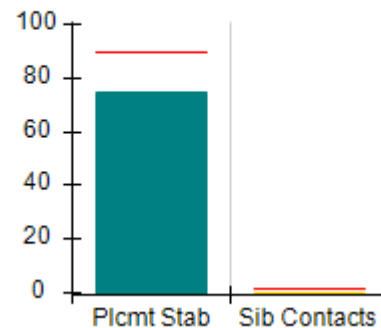
OPM Monitoring Reviews (%)



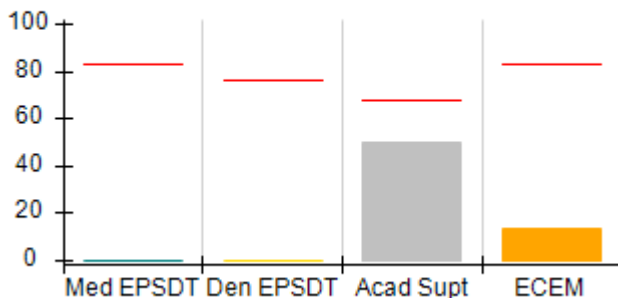
Safety Outcomes (%)



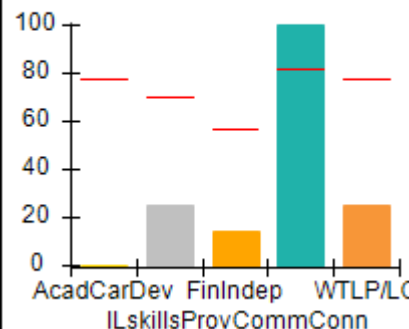
Permanency Outcomes (%)



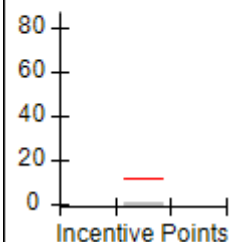
Well-Being Outcomes (%)



ILP/TLP Outcomes (%)



Incentives Earned (Points)





# Performance-Based Placement Measures

## RBWO Provider GA+SCORECARD - ILP/TLP

Report Quarter: Q3 FY2016

<b>Provider/Program Name: Champion House - (5212) - CCI</b>				
1841 Woodside Court, Jonesboro, GA 30236		Quarterly Scores (Grades)		Current Quarter Score (Grade)
Phone: 770-286-7072		Q1: 30.18 (F)	Q2: 26.71 (F)	<b>30.07%</b> <b>(F)</b>
Vendor ID# 135122		Q3: 30.07 (F)	Q4: 26.47 (F)	
Program Census Information:		# Children in Care During Quarter: 4	# Placements During Quarter: 4	# Children in Care On Last Day: 0
	Avg Performance All ILP/TLPs (%)	Provider Performance (%)*	Possible Points (Weight)	Provider Points Earned
<b>OPM Monitoring Reviews</b>				
Annual Comprehensive Reviews	87%	Not Yet Conducted		
Safety Reviews	94%	95%	5	4.75
<b>Monitoring Sub-Total</b>			<b>5</b>	<b>4.75</b>
<b>ILP/TLP Safety Outcomes</b>				
Incidence of Maltreatment	0.00%	Not Eligible		
Staff Training	70%	Not Eligible		
<b>Safety Sub-Total</b>			<b>N/A</b>	
<b>ILP/TLP Permanency Outcomes</b>				
Placement Stability	90%	75%	3	2.25
Sibling Contacts	1%	0%	3	0.00
<b>Permanency Sub-Total</b>			<b>6</b>	<b>2.25</b>
<b>ILP/TLP Well-Being Outcomes</b>				
EPSDT Medical Visits	83%	0%	4	0.00
EPSDT Dental Visits	76%	0%	4	0.00
Academic Supports	68%	50%	3	1.50
Provider ECEM Visits	83%	14%	5	0.70
<b>Well-Being Sub-Total</b>			<b>16</b>	<b>2.20</b>
<b>ILP/TLP Specialty Outcomes</b>				
Academic/Career Development	78%	0%	10	0.00
Ind Living Skills Provision	70%	25%	15	3.75
Financial Independence	57%	14%	5	0.70
Community Connections	82%	100%	5	5.00
WTLP/Life Coach	78%	25%	15	3.75
<b>Specialty Sub-Total</b>			<b>50</b>	<b>13.20</b>
*Performance calculation descriptions can be found in the FY 2016 RBWO PBP Measurements and Standards Guide.				

<b>Monitoring &amp; Outcomes: Possible Points = 77</b>	<b>Points Earned = 22.40</b>
<b>Score Before Incentives Credit</b>	<b>29.09%</b>
<b>Incentives Awarded</b>	<b>00.98 pts</b>



**DHS, DFCS, Office of Provider Management**  
**Performance-Based Placement Measures**  
**RBWO Provider GA+SCORECARD - ILP/TLP**  
**Report Quarter: Q3 FY2016**



<b>PBP Verification</b>	<b>N/A pts</b>
<b>Total Score</b>	<b>30.07%</b>

**Provider/Program Name: Champion House - (5212) - CCI**

Program Census Information:		# Children in Care During Quarter: 4	# Placements During Quarter: 4	# Children in Care On Last Day: 0
ILP/TLP Incentive Credits	Avg Performance All ILP/TLPs (Points)	Provider Performance (%)*	Possible Points (Weight)	Provider Points Earned
No DJJ or DOC Involvement		0%	5	0.00
Extended Foster Care Services		Not Eligible	5	
Positive Permanency Connections		Not Eligible	5	
High School Graduation/College Participation/Professional Certification		0%	20	0.00
Part-Time Employment with Medical Benefits		0%	20	0.00
Living Arrangements at Discharge		0%	20	0.00
Additional Academic Supports		14%	2	0.28
Additional IL Skills Provision		14%	5	0.70
Active Agency Accreditation		0%	4	0.00
Staff Clinical Licensure		0%	5	0.00
<b>Incentives Total</b>	<b>12.01</b>		<b>91</b>	<b>0.98</b>

\*Performance calculation descriptions can be found in the FY 2016 RBWO PBP Measurements and Standards Guide.

**Child Protective Services Investigations and Dispositions**

The following investigations data, which is not used for scoring but is considered significant to a provider's performance, is from Georgia SHINES and is not considered final or complete until the end of the fiscal year.

Total Reports:	0	
Number Screened In:	0	
Number Screened Out:	0	
Number Substantiated:	0	
Number Unsubstantiated:	2	
Number Active CPS Investigations:	-2	





# **Performance-Based Placement Measures** **RBWO Provider GA+SCORECARD - ILP/TLP**

Report Quarter: Q3 FY2016

**Provider/Program Name: CHRIS 180 Inc. - Summit Trail Boys ILP (4675) - CCI**

2045 Graham Circle SE Building E, Atlanta, GA 30316-2933

Phone: 404-281-3845

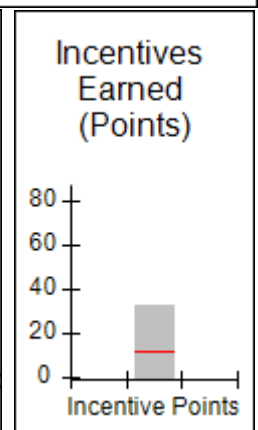
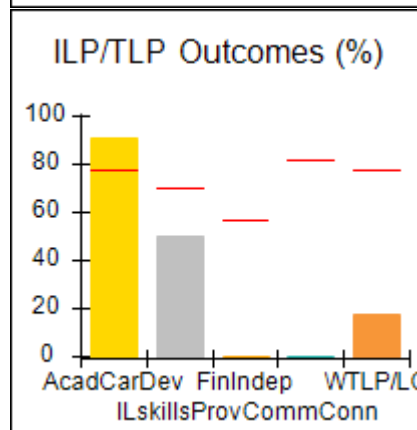
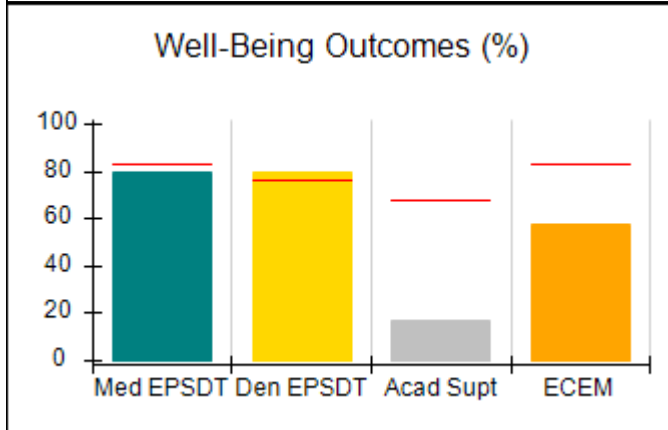
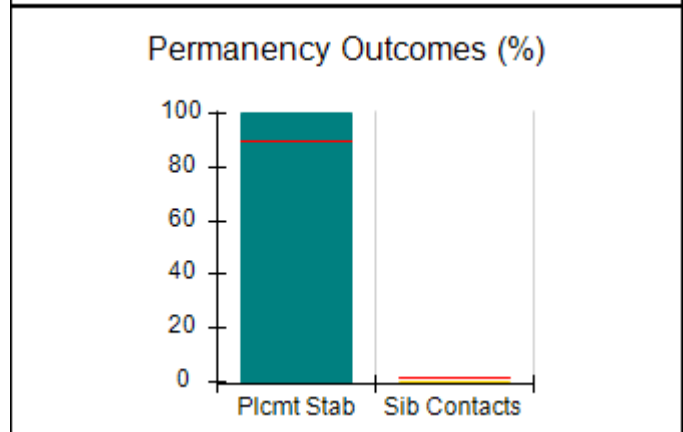
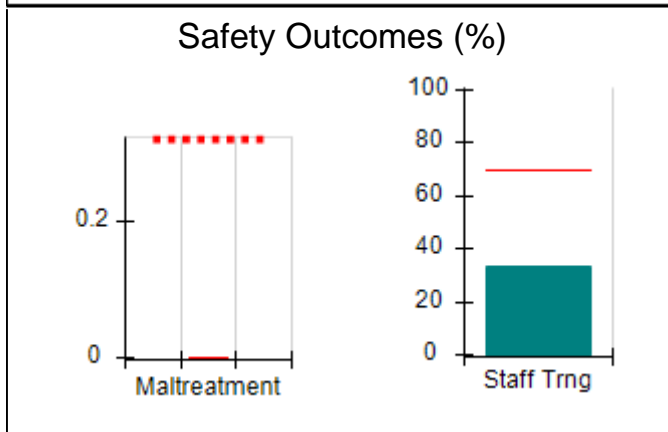
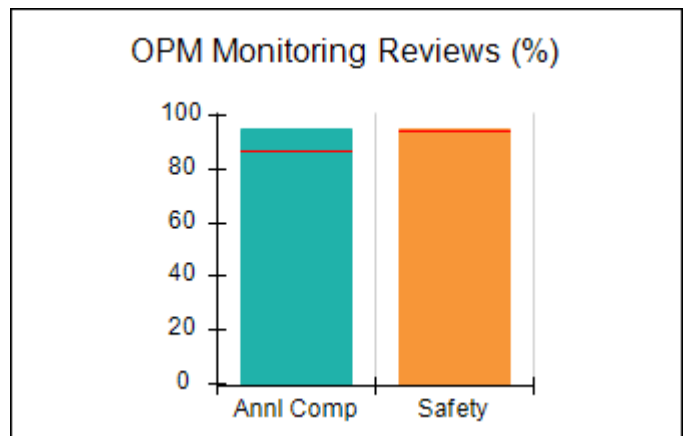
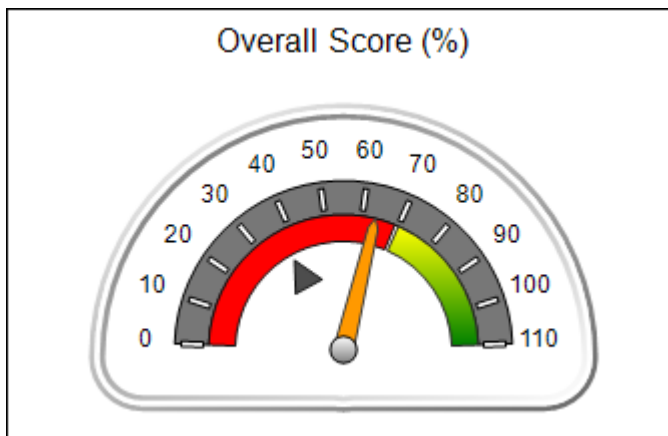
Vendor ID# 35283

	Quarterly Scores (Grades)		Current Quarter Score (Grade)
	Q1: 83.09 (B-)	Q2: 71.25 (C-)	63.56% (D-)
	Q3: 63.56 (D-)	Q4: 58.19 (F)	
Program Census Information:	# Children in Care During Quarter: 7	# Placements During Quarter: 7	# Children in Care On Last Day: 7

## **Quarterly Provider Comparisons to All ILP/TLPs**

■■■■■■■■ indicates MalTx Threshold

▼ ————— indicates average for all ILP/TLPs





# Performance-Based Placement Measures

## RBWO Provider GA+SCORECARD - ILP/TLP

Report Quarter: Q3 FY2016

Provider/Program Name: CHRIS 180 Inc. - Summit Trail Boys ILP (4675) - CCI				
2045 Graham Circle SE Building E, Atlanta, GA 30316-2933 Phone: 404-281-3845 Vendor ID# 35283		Quarterly Scores (Grades)		Current Quarter Score (Grade)
		Q1: 83.09 (B-)	Q2: 71.25 (C-)	63.56% (D-)
		Q3: 63.56 (D-)	Q4: 58.19 (F)	
Program Census Information:		# Children in Care During Quarter: 7	# Placements During Quarter: 7	# Children in Care On Last Day: 7
	Avg Performance All ILP/TLPs (%)	Provider Performance (%)*	Possible Points (Weight)	Provider Points Earned
<b>OPM Monitoring Reviews</b>				
Annual Comprehensive Reviews	87%	95%	15	14.20
Safety Reviews	94%	95%	5	4.76
<b>Monitoring Sub-Total</b>			<b>20</b>	<b>18.96</b>
<b>ILP/TLP Safety Outcomes</b>				
Incidence of Maltreatment	0.00%	Not Eligible		
Staff Training	70%	33%	8	2.64
<b>Safety Sub-Total</b>			<b>8</b>	<b>2.64</b>
<b>ILP/TLP Permanency Outcomes</b>				
Placement Stability	90%	100%	3	3.00
Sibling Contacts	1%	0%	3	0.00
<b>Permanency Sub-Total</b>			<b>6</b>	<b>3.00</b>
<b>ILP/TLP Well-Being Outcomes</b>				
EPSDT Medical Visits	83%	80%	4	3.20
EPSDT Dental Visits	76%	80%	4	3.20
Academic Supports	68%	17%	3	0.51
Provider ECEM Visits	83%	58%	5	2.90
<b>Well-Being Sub-Total</b>			<b>16</b>	<b>9.81</b>
<b>ILP/TLP Specialty Outcomes</b>				
Academic/Career Development	78%	91%	10	9.10
Ind Living Skills Provision	70%	50%	15	7.50
Financial Independence	57%	0%	5	0.00
Community Connections	82%	0%	5	0.00
WTLP/Life Coach	78%	17%	15	2.55
<b>Specialty Sub-Total</b>			<b>50</b>	<b>19.15</b>
*Performance calculation descriptions can be found in the FY 2016 RBWO PBP Measurements and Standards Guide.				

Monitoring &amp; Outcomes: Possible Points = 100

Points Earned = 53.56

Score Before Incentives Credit

53.56%



## Performance-Based Placement Measures

### RBWO Provider GA+SCORECARD - ILP/TLP

Report Quarter: Q3 FY2016

<b>Incentives Awarded</b>	<b>10.00 pts</b>
<b>PBP Verification</b>	<b>N/A pts</b>
<b>Total Score</b>	<b>63.56%</b>

#### Provider/Program Name: CHRIS 180 Inc. - Summit Trail Boys ILP (4675) - CCI

Program Census Information:		# Children in Care During Quarter: 7	# Placements During Quarter: 7	# Children in Care On Last Day: 7
ILP/TLP Incentive Credits	Avg Performance All ILP/TLPs (Points)	Provider Performance (%)*	Possible Points (Weight)	Provider Points Earned
No DJJ or DOC Involvement		100%	5	5.00
Extended Foster Care Services		Not Eligible	5	
Positive Permanency Connections		0%	5	0.00
High School Graduation/College Participation/Professional Certification		20%	20	4.00
Part-Time Employment with Medical Benefits		0%	20	0.00
Living Arrangements at Discharge		100%	20	20.00
Additional Academic Supports		0%	2	0.00
Additional IL Skills Provision		33%	5	1.65
Active Agency Accreditation		50%	4	2.00
Staff Clinical Licensure		0%	5	0.00
<b>Incentives Total</b>	<b>12.01</b>		<b>91</b>	<b>32.65</b>

\*Performance calculation descriptions can be found in the FY 2016 RBWO PBP Measurements and Standards Guide.

#### Child Protective Services Investigations and Dispositions

The following investigations data, which is not used for scoring but is considered significant to a provider's performance, is from Georgia SHINES and is not considered final or complete until the end of the fiscal year.

Total Reports:	0	
Number Screened In:	0	
Number Screened Out:	0	
Number Substantiated:	0	
Number Unsubstantiated:	0	
Number Active CPS Investigations:	0	



# Performance-Based Placement Measures RBWO Provider GA+SCORECARD - ILP/TLP

Report Quarter: Q3 FY2016

**Provider/Program Name: CHRIS 180 Inc. - Summit Trail Girls ILP (4674) - CCI**

2045 Graham Circle SE Building E, Atlanta, GA 30316-2933

Phone: 404-281-3845

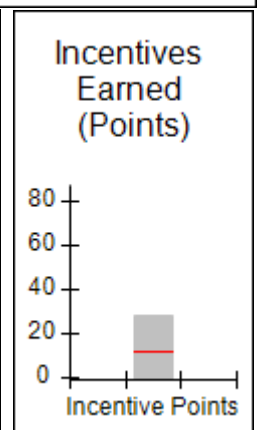
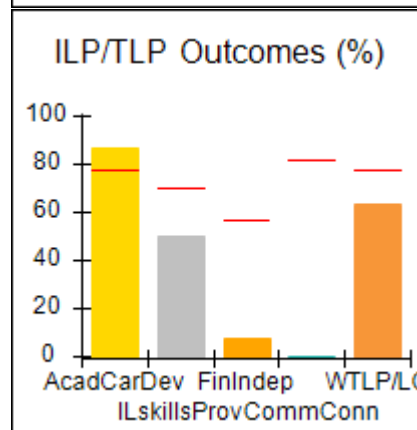
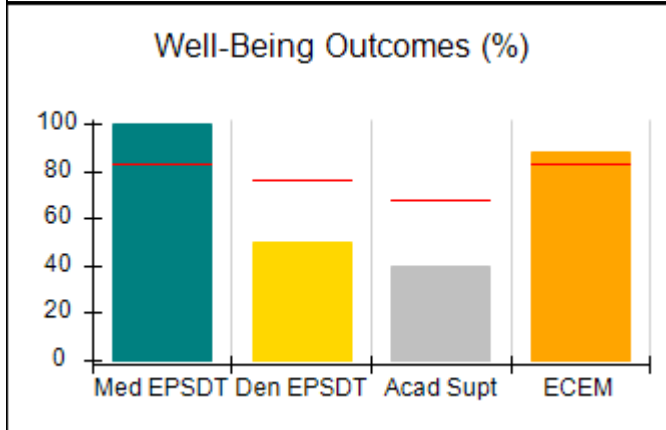
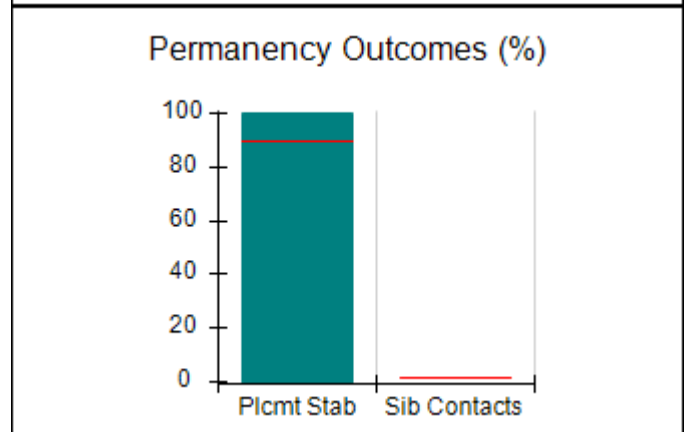
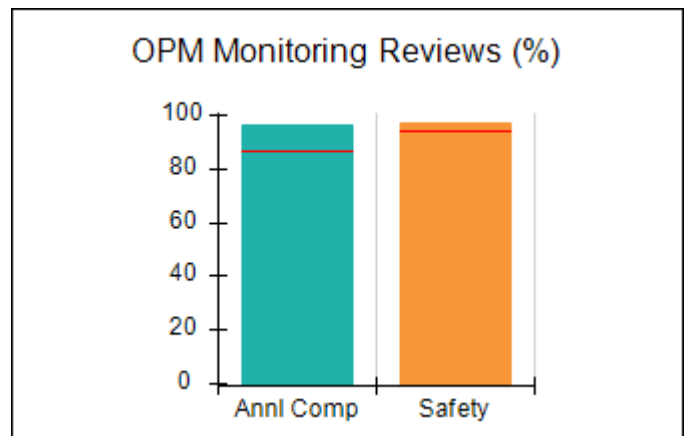
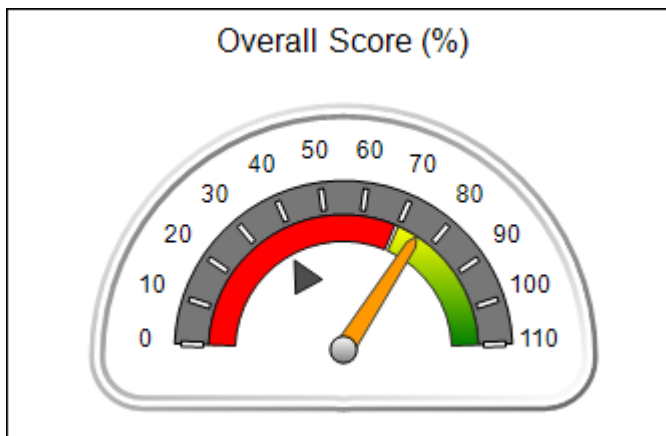
Vendor ID# 35279

Quarterly Scores (Grades)		Current Quarter Score (Grade)
Q1: 74.62 (C)	Q2: 71.85 (C-)	75.55% (C)
Q3: 75.55 (C)	Q4: 74.50 (C)	
Program Census Information:		# Children in Care During Quarter: 6
		# Placements During Quarter: 6
		# Children in Care On Last Day: 4

## Quarterly Provider Comparisons to All ILP/TLPs

■■■■■■■■ indicates MalTx Threshold

▼ indicates average for all ILP/TLPs





# Performance-Based Placement Measures

## RBWO Provider GA+SCORECARD - ILP/TLP

Report Quarter: Q3 FY2016

Provider/Program Name: CHRIS 180 Inc. - Summit Trail Girls ILP (4674) - CCI				
2045 Graham Circle SE Building E, Atlanta, GA 30316-2933		Quarterly Scores (Grades)		Current Quarter Score (Grade)
Phone: 404-281-3845		Q1: 74.62 (C)	Q2: 71.85 (C-)	75.55% (C)
Vendor ID# 35279		Q3: 75.55 (C)	Q4: 74.50 (C)	
Program Census Information:		# Children in Care During Quarter: 6	# Placements During Quarter: 6	# Children in Care On Last Day: 4
	Avg Performance All ILP/TLPs (%)	Provider Performance (%)*	Possible Points (Weight)	Provider Points Earned
<b>OPM Monitoring Reviews</b>				
Annual Comprehensive Reviews	87%	96%	15	14.45
Safety Reviews	94%	97%	5	4.87
<b>Monitoring Sub-Total</b>			<b>20</b>	<b>19.31</b>
<b>ILP/TLP Safety Outcomes</b>				
Incidence of Maltreatment	0.00%	Not Eligible		
Staff Training	70%	33%	8	2.64
<b>Safety Sub-Total</b>			<b>8</b>	<b>2.64</b>
<b>ILP/TLP Permanency Outcomes</b>				
Placement Stability	90%	100%	6	6.00
Sibling Contacts	1%	None Planned		
<b>Permanency Sub-Total</b>			<b>6</b>	<b>6.00</b>
<b>ILP/TLP Well-Being Outcomes</b>				
EPSDT Medical Visits	83%	100%	4	4.00
EPSDT Dental Visits	76%	50%	4	2.00
Academic Supports	68%	40%	3	1.20
Provider ECEM Visits	83%	88%	5	4.40
<b>Well-Being Sub-Total</b>			<b>16</b>	<b>11.60</b>
<b>ILP/TLP Specialty Outcomes</b>				
Academic/Career Development	78%	87%	10	8.70
Ind Living Skills Provision	70%	50%	15	7.50
Financial Independence	57%	7%	5	0.35
Community Connections	82%	0%	5	0.00
WTLP/Life Coach	78%	63%	15	9.45
<b>Specialty Sub-Total</b>			<b>50</b>	<b>26.00</b>
*Performance calculation descriptions can be found in the FY 2016 RBWO PBP Measurements and Standards Guide.				

Monitoring &amp; Outcomes: Possible Points = 100

Points Earned = 65.55

Score Before Incentives Credit

65.55%



## Performance-Based Placement Measures

### RBWO Provider GA+SCORECARD - ILP/TLP

Report Quarter: Q3 FY2016

<b>Incentives Awarded</b>	<b>10.00 pts</b>
<b>PBP Verification</b>	<b>N/A pts</b>
<b>Total Score</b>	<b>75.55%</b>

**Provider/Program Name: CHRIS 180 Inc. - Summit Trail Girls ILP (4674) - CCI**

Program Census Information:		# Children in Care During Quarter: 6	# Placements During Quarter: 6	# Children in Care On Last Day: 4
ILP/TLP Incentive Credits	Avg Performance All ILP/TLPs (Points)	Provider Performance (%)*	Possible Points (Weight)	Provider Points Earned
No DJJ or DOC Involvement		87%	5	4.35
Extended Foster Care Services		Not Eligible	5	
Positive Permanency Connections		0%	5	0.00
High School Graduation/College Participation/Professional Certification		0%	20	0.00
Part-Time Employment with Medical Benefits		0%	20	0.00
Living Arrangements at Discharge		100%	20	20.00
Additional Academic Supports		0%	2	0.00
Additional IL Skills Provision		27%	5	1.35
Active Agency Accreditation		50%	4	2.00
Staff Clinical Licensure		0%	5	0.00
<b>Incentives Total</b>	<b>12.01</b>		<b>91</b>	<b>27.70</b>

\*Performance calculation descriptions can be found in the FY 2016 RBWO PBP Measurements and Standards Guide.

**Child Protective Services Investigations and Dispositions**

The following investigations data, which is not used for scoring but is considered significant to a provider's performance, is from Georgia SHINES and is not considered final or complete until the end of the fiscal year.

Total Reports:	0	
Number Screened In:	0	
Number Screened Out:	0	
Number Substantiated:	0	
Number Unsubstantiated:	0	
Number Active CPS Investigations:	0	



# Performance-Based Placement Measures RBWO Provider GA+SCORECARD - ILP/TLP

Report Quarter: Q3 FY2016

**Provider/Program Name: Devereux GA Treatment Network - Project Plus (4429) - CCI**

1283 Kennestone Circle, Marietta, GA 30066

Phone: 770-795-9465

Vendor ID# 35306

Quarterly Scores (Grades)

Q1: 78.39 (C+)

Q2: 92.50 (A-)

Q3: 91.40 (A-)

Q4: 103.77 (A+)

Current Quarter Score (Grade)

91.40%

(A-)

Program Census Information:

# Children in Care During Quarter: 6

# Placements During Quarter: 6

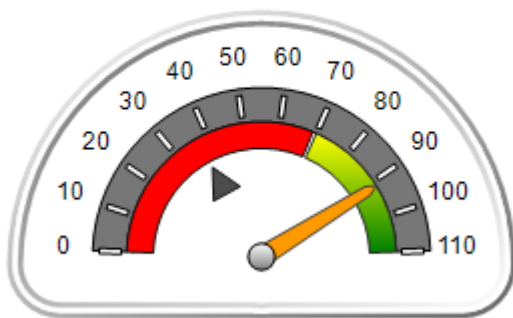
# Children in Care On Last Day: 4

## Quarterly Provider Comparisons to All ILP/TLPs

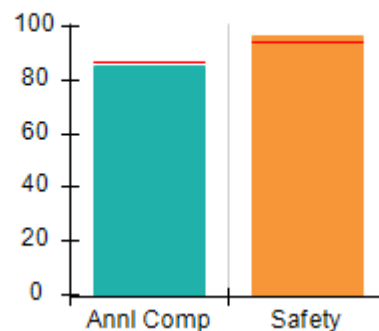
■■■■■■■■ indicates MalTx Threshold

▼ indicates average for all ILP/TLPs

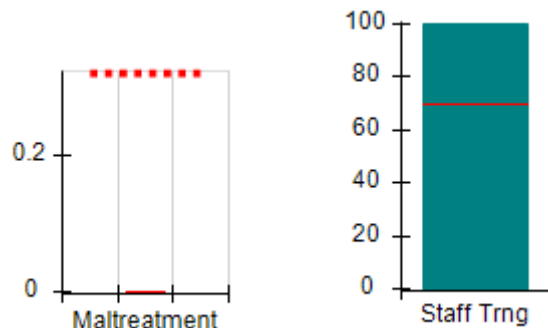
Overall Score (%)



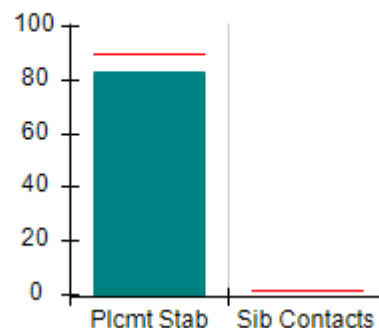
OPM Monitoring Reviews (%)



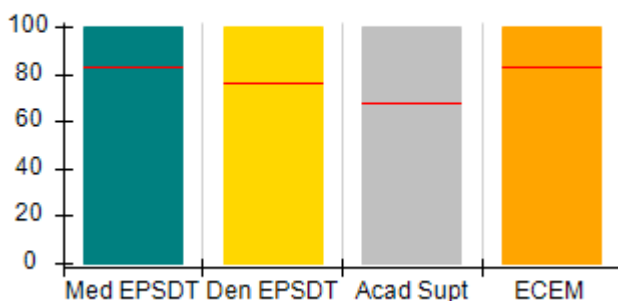
Safety Outcomes (%)



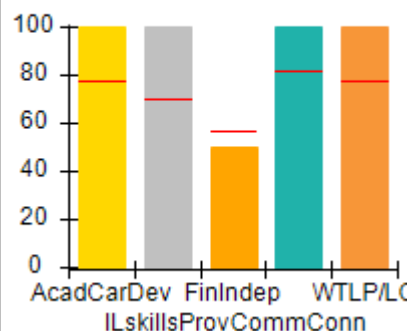
Permanency Outcomes (%)



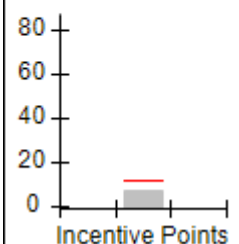
Well-Being Outcomes (%)



ILP/TLP Outcomes (%)



Incentives Earned (Points)





# Performance-Based Placement Measures

## RBWO Provider GA+SCORECARD - ILP/TLP

Report Quarter: Q3 FY2016

Provider/Program Name: Devereux GA Treatment Network - Project Plus (4429) - CCI				
1283 Kennestone Circle, Marietta, GA 30066		Quarterly Scores (Grades)		Current Quarter Score (Grade)
Phone: 770-795-9465		Q1: 78.39 (C+)	Q2: 92.50 (A-)	91.40% (A-)
Vendor ID# 35306		Q3: 91.40 (A-)	Q4: 103.77 (A+)	
Program Census Information:		# Children in Care During Quarter: 6	# Placements During Quarter: 6	# Children in Care On Last Day: 4
	Avg Performance All ILP/TLPs (%)	Provider Performance (%)*	Possible Points (Weight)	Provider Points Earned
<b>OPM Monitoring Reviews</b>				
Annual Comprehensive Reviews	87%	85%	15	12.80
Safety Reviews	94%	97%	5	4.84
<b>Monitoring Sub-Total</b>			<b>20</b>	<b>17.64</b>
<b>ILP/TLP Safety Outcomes</b>				
Incidence of Maltreatment	0.00%	No Substantiated Reports	3	3.00
Staff Training	70%	100%	5	5.00
<b>Safety Sub-Total</b>			<b>8</b>	<b>8.00</b>
<b>ILP/TLP Permanency Outcomes</b>				
Placement Stability	90%	83%	6	4.98
Sibling Contacts	1%	None Planned		
<b>Permanency Sub-Total</b>			<b>6</b>	<b>4.98</b>
<b>ILP/TLP Well-Being Outcomes</b>				
EPSDT Medical Visits	83%	100%	4	4.00
EPSDT Dental Visits	76%	100%	4	4.00
Academic Supports	68%	100%	3	3.00
Provider ECEM Visits	83%	100%	5	5.00
<b>Well-Being Sub-Total</b>			<b>16</b>	<b>16.00</b>
<b>ILP/TLP Specialty Outcomes</b>				
Academic/Career Development	78%	100%	10	10.00
Ind Living Skills Provision	70%	100%	15	15.00
Financial Independence	57%	50%	5	2.50
Community Connections	82%	100%	5	5.00
WTLP/Life Coach	78%	100%	15	15.00
<b>Specialty Sub-Total</b>			<b>50</b>	<b>47.50</b>
*Performance calculation descriptions can be found in the FY 2016 RBWO PBP Measurements and Standards Guide.				

Monitoring &amp; Outcomes: Possible Points = 100

Points Earned = 94.12

Score Before Incentives Credit

94.12%





## Performance-Based Placement Measures

### RBWO Provider GA+SCORECARD - ILP/TLP

Report Quarter: Q3 FY2016

<b>Incentives Awarded</b>	<b>07.40 pts</b>
<b>PBP Verification</b>	<b>-10.12 pts</b>
<b>Total Score</b>	<b>91.40%</b>

#### Provider/Program Name: Devereux GA Treatment Network - Project Plus (4429) - CCI

Program Census Information:		# Children in Care During Quarter: 6	# Placements During Quarter: 6	# Children in Care On Last Day: 4
ILP/TLP Incentive Credits	Avg Performance All ILP/TLPs (Points)	Provider Performance (%)*	Possible Points (Weight)	Provider Points Earned
No DJJ or DOC Involvement		100%	5	5.00
Extended Foster Care Services		Not Eligible	5	
Positive Permanency Connections		0%	5	0.00
High School Graduation/College Participation/Professional Certification		0%	20	0.00
Part-Time Employment with Medical Benefits		0%	20	0.00
Living Arrangements at Discharge		0%	20	0.00
Additional Academic Supports		20%	2	0.40
Additional IL Skills Provision		0%	5	0.00
Active Agency Accreditation		50%	4	2.00
Staff Clinical Licensure		0%	5	0.00
<b>Incentives Total</b>	<b>12.01</b>		<b>91</b>	<b>7.40</b>

\*Performance calculation descriptions can be found in the FY 2016 RBWO PBP Measurements and Standards Guide.

#### Child Protective Services Investigations and Dispositions

The following investigations data, which is not used for scoring but is considered significant to a provider's performance, is from Georgia SHINES and is not considered final or complete until the end of the fiscal year.

Total Reports:	0	
Number Screened In:	0	
Number Screened Out:	0	
Number Substantiated:	0	
Number Unsubstantiated:	0	
Number Active CPS Investigations:	0	



# **Performance-Based Placement Measures** **RBWO Provider GA+SCORECARD - ILP/TLP**

Report Quarter: Q3 FY2016

**Provider/Program Name: Elks Aidmore Children's Center - Transitional Living Program (629) - CCI**

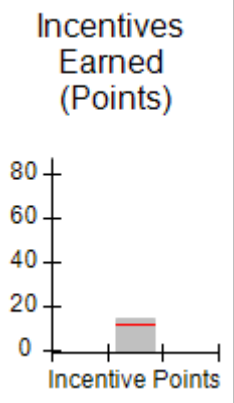
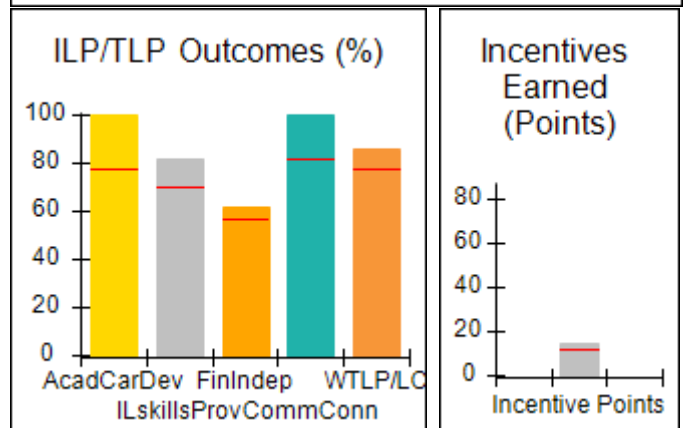
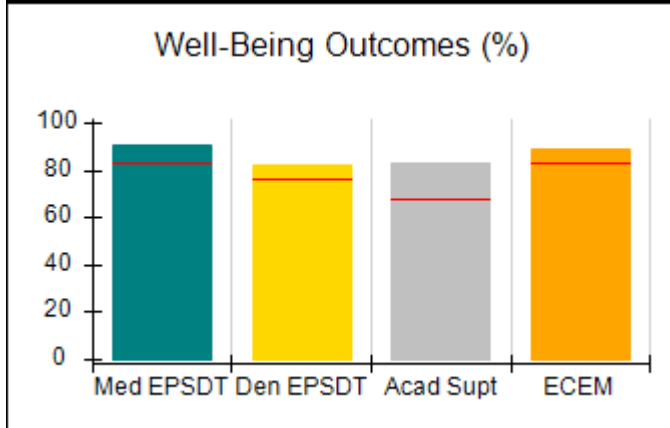
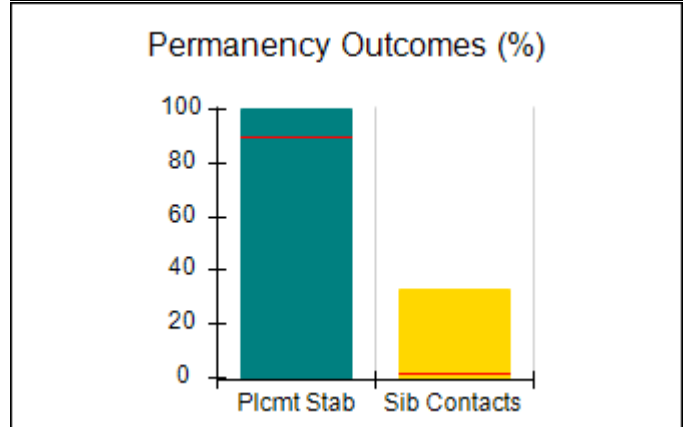
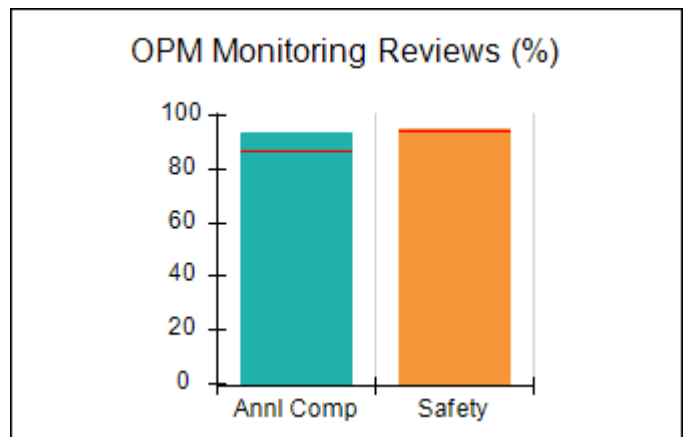
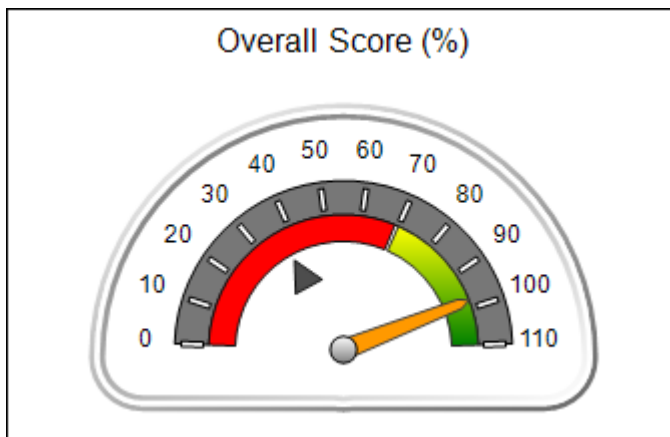
<b>2394 Morrison Rd., Conyers, GA 30094</b>  <b>Phone: 770-483-3535</b>  <b>Vendor ID# 53063</b>	Quarterly Scores (Grades)		Current Quarter Score (Grade)
	Q1: 82.72 (B-)	Q2: 88.22 (B+)	<b>97.89%</b> <b>(A+)</b>
	Q3: 97.89 (A+)	Q4: 101.79 (A+)	

Program Census Information:	# Children in Care During Quarter: 13	# Placements During Quarter: 13	# Children in Care On Last Day: 9
-----------------------------	---------------------------------------	---------------------------------	-----------------------------------

## **Quarterly Provider Comparisons to All ILP/TLPs**

■■■■■■■■ indicates MalTx Threshold

▼ ————— indicates average for all ILP/TLPs





# Performance-Based Placement Measures RBWO Provider GA+SCORECARD - ILP/TLP

Report Quarter: Q3 FY2016

Provider/Program Name: Elks Aidmore Children's Center - Transitional Living Program (629) - CCI				
2394 Morrison Rd., Conyers, GA 30094		Quarterly Scores (Grades)		Current Quarter Score (Grade)
Phone: 770-483-3535		Q1: 82.72 (B-)	Q2: 88.22 (B+)	97.89% (A+)
Vendor ID# 53063		Q3: 97.89 (A+)	Q4: 101.79 (A+)	
Program Census Information:		# Children in Care During Quarter: 13	# Placements During Quarter: 13	# Children in Care On Last Day: 9
	Avg Performance All ILP/TLPs (%)	Provider Performance (%)*	Possible Points (Weight)	Provider Points Earned
<b>OPM Monitoring Reviews</b>				
Annual Comprehensive Reviews	87%	93%	15	14.00
Safety Reviews	94%	95%	5	4.74
<b>Monitoring Sub-Total</b>			<b>20</b>	<b>18.74</b>
<b>ILP/TLP Safety Outcomes</b>				
Incidence of Maltreatment	0.00%	No Substantiated Reports	3	3.00
Staff Training	70%	100%	5	5.00
<b>Safety Sub-Total</b>			<b>8</b>	<b>8.00</b>
<b>ILP/TLP Permanency Outcomes</b>				
Placement Stability	90%	100%	3	3.00
Sibling Contacts	1%	33%	3	0.99
<b>Permanency Sub-Total</b>			<b>6</b>	<b>3.99</b>
<b>ILP/TLP Well-Being Outcomes</b>				
EPSDT Medical Visits	83%	91%	4	3.64
EPSDT Dental Visits	76%	82%	4	3.28
Academic Supports	68%	83%	3	2.49
Provider ECEM Visits	83%	89%	5	4.45
<b>Well-Being Sub-Total</b>			<b>16</b>	<b>13.86</b>
<b>ILP/TLP Specialty Outcomes</b>				
Academic/Career Development	78%	100%	10	10.00
Ind Living Skills Provision	70%	82%	15	12.30
Financial Independence	57%	62%	5	3.10
Community Connections	82%	100%	5	5.00
WTLP/Life Coach	78%	86%	15	12.90
<b>Specialty Sub-Total</b>			<b>50</b>	<b>43.30</b>
*Performance calculation descriptions can be found in the FY 2016 RBWO PBP Measurements and Standards Guide.				

Monitoring &amp; Outcomes: Possible Points = 100

Points Earned = 87.89

Score Before Incentives Credit

87.89%



## Performance-Based Placement Measures

### RBWO Provider GA+SCORECARD - ILP/TLP

Report Quarter: Q3 FY2016

<b>Incentives Awarded</b>	<b>10.00 pts</b>
<b>PBP Verification</b>	<b>N/A pts</b>
<b>Total Score</b>	<b>97.89%</b>

#### Provider/Program Name: Elks Aidmore Children's Center - Transitional Living Program (629) - CCI

Program Census Information:		# Children in Care During Quarter: 13	# Placements During Quarter: 13	# Children in Care On Last Day: 9
ILP/TLP Incentive Credits	Avg Performance All ILP/TLPs (Points)	Provider Performance (%)*	Possible Points (Weight)	Provider Points Earned
No DJJ or DOC Involvement		96%	5	4.80
Extended Foster Care Services		33%	5	1.65
Positive Permanency Connections		0%	5	0.00
High School Graduation/College Participation/Professional Certification		9%	20	1.80
Part-Time Employment with Medical Benefits		0%	20	0.00
Living Arrangements at Discharge		0%	20	0.00
Additional Academic Supports		71%	2	1.42
Additional IL Skills Provision		63%	5	3.15
Active Agency Accreditation		50%	4	2.00
Staff Clinical Licensure		0%	5	0.00
<b>Incentives Total</b>	<b>12.01</b>		<b>91</b>	<b>14.82</b>

\*Performance calculation descriptions can be found in the FY 2016 RBWO PBP Measurements and Standards Guide.

#### Child Protective Services Investigations and Dispositions

The following investigations data, which is not used for scoring but is considered significant to a provider's performance, is from Georgia SHINES and is not considered final or complete until the end of the fiscal year.

Total Reports:	0	
Number Screened In:	0	
Number Screened Out:	0	
Number Substantiated:	0	
Number Unsubstantiated:	0	
Number Active CPS Investigations:	0	



## Performance-Based Placement Measures RBWO Provider GA+SCORECARD - ILP/TLP

Report Quarter: Q3 FY2016

**Provider/Program Name: Embracing Communities, Inc. - ILP (5198) - CCI**4292 Memorial Drive Suite C, Decatur, GA  
30032

Phone: 678-435-5769

Vendor ID# 126185

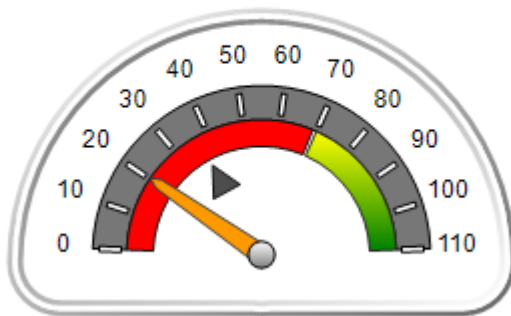
	Quarterly Scores (Grades)		Current Quarter Score (Grade)
	Q1: 28.53 (F)	Q2: 14.06 (F)	20.32%
	Q3: 20.32 (F)	Q4: 32.88 (F)	(F)
Program Census Information:	# Children in Care During Quarter: 5	# Placements During Quarter: 5	# Children in Care On Last Day: 4

### Quarterly Provider Comparisons to All ILP/TLPs

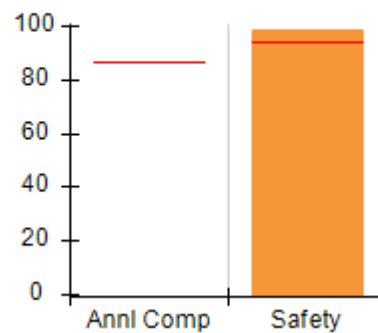
■■■■■■■■ indicates MalTx Threshold

▼ — indicates average for all ILP/TLPs

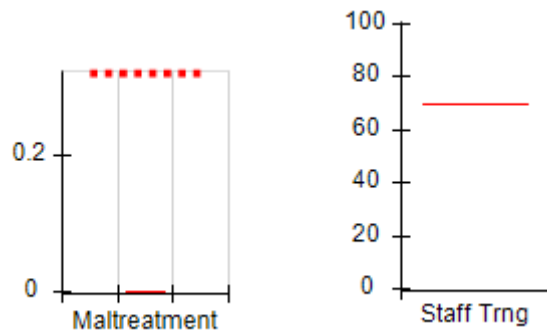
Overall Score (%)



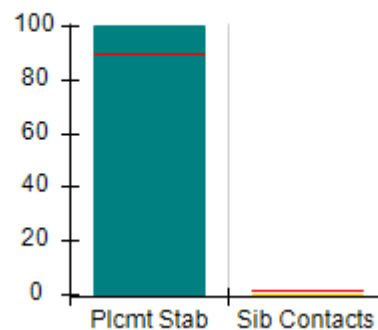
OPM Monitoring Reviews (%)



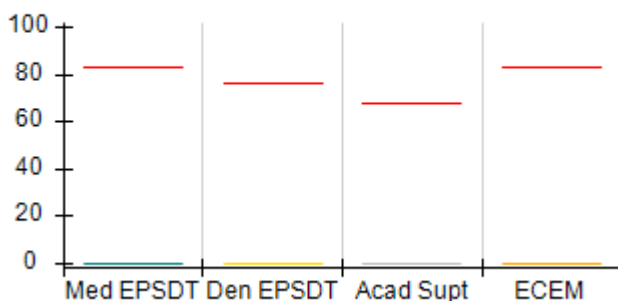
Safety Outcomes (%)



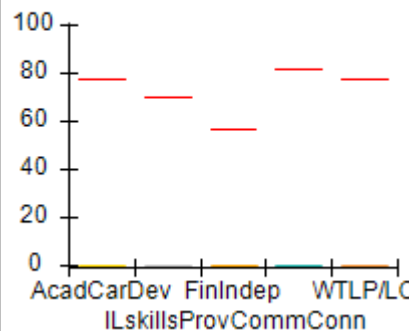
Permanency Outcomes (%)



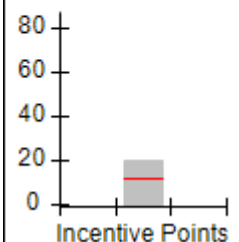
Well-Being Outcomes (%)



ILP/TLP Outcomes (%)



Incentives Earned (Points)





# Performance-Based Placement Measures

## RBWO Provider GA+SCORECARD - ILP/TLP

Report Quarter: Q3 FY2016

**Provider/Program Name: Embracing Communities, Inc. - ILP (5198) - CCI**

<b>4292 Memorial Drive Suite C, Decatur, GA 30032</b>  <b>Phone: 678-435-5769</b>  <b>Vendor ID# 126185</b>	Quarterly Scores (Grades)		Current Quarter Score (Grade)
	Q1: 28.53 (F)	Q2: 14.06 (F)	<b>20.32%</b> <b>(F)</b>
	Q3: 20.32 (F)	Q4: 32.88 (F)	

Program Census Information:	# Children in Care During Quarter: 5	# Placements During Quarter: 5	# Children in Care On Last Day: 4
-----------------------------	--------------------------------------	--------------------------------	-----------------------------------

	Avg Performance All ILP/TLPs (%)	Provider Performance (%)*	Possible Points (Weight)	Provider Points Earned
--	----------------------------------	---------------------------	--------------------------	------------------------

**OPM Monitoring Reviews**

Annual Comprehensive Reviews	87%	Not Yet Conducted		
Safety Reviews	94%	99%	5	4.95
<b>Monitoring Sub-Total</b>			<b>5</b>	<b>4.95</b>

**ILP/TLP Safety Outcomes**

Incidence of Maltreatment	0.00%	Not Eligible		
Staff Training	70%	Not Eligible		
<b>Safety Sub-Total</b>			<b>N/A</b>	

**ILP/TLP Permanency Outcomes**

Placement Stability	90%	100%	3	3.00
Sibling Contacts	1%	0%	3	0.00
<b>Permanency Sub-Total</b>			<b>6</b>	<b>3.00</b>

**ILP/TLP Well-Being Outcomes**

EPSDT Medical Visits	83%	0%	4	0.00
EPSDT Dental Visits	76%	0%	4	0.00
Academic Supports	68%	0%	3	0.00
Provider ECEM Visits	83%	0%	5	0.00
<b>Well-Being Sub-Total</b>			<b>16</b>	<b>0.00</b>

**ILP/TLP Specialty Outcomes**

Academic/Career Development	78%	0%	10	0.00
Ind Living Skills Provision	70%	0%	15	0.00
Financial Independence	57%	0%	5	0.00
Community Connections	82%	0%	5	0.00
WTLP/Life Coach	78%	0%	15	0.00
<b>Specialty Sub-Total</b>			<b>50</b>	<b>0.00</b>

\*Performance calculation descriptions can be found in the FY 2016 RBWO PBP Measurements and Standards Guide.

<b>Monitoring &amp; Outcomes: Possible Points = 77</b>	<b>Points Earned = 07.95</b>
<b>Score Before Incentives Credit</b>	<b>10.32%</b>
<b>Incentives Awarded</b>	<b>10.00 pts</b>



**DHS, DFCS, Office of Provider Management**  
**Performance-Based Placement Measures**  
**RBWO Provider GA+SCORECARD - ILP/TLP**  
**Report Quarter: Q3 FY2016**



<b>PBP Verification</b>	<b>0.00 pts</b>
<b>Total Score</b>	<b>20.32%</b>

<b>Provider/Program Name: Embracing Communities, Inc. - ILP (5198) - CCI</b>				
<b>Program Census Information:</b>		<b># Children in Care During Quarter: 5</b>	<b># Placements During Quarter: 5</b>	<b># Children in Care On Last Day: 4</b>
<b>ILP/TLP Incentive Credits</b>	<b>Avg Performance All ILP/TLPs (Points)</b>	<b>Provider Performance (%)*</b>	<b>Possible Points (Weight)</b>	<b>Provider Points Earned</b>
No DJJ or DOC Involvement		0%	5	0.00
Extended Foster Care Services		Not Eligible	5	
Positive Permanency Connections		0%	5	0.00
High School Graduation/College Participation/Professional Certification		0%	20	0.00
Part-Time Employment with Medical Benefits		100%	20	20.00
Living Arrangements at Discharge		0%	20	0.00
Additional Academic Supports		0%	2	0.00
Additional IL Skills Provision		0%	5	0.00
Active Agency Accreditation		0%	4	0.00
Staff Clinical Licensure		0%	5	0.00
<b>Incentives Total</b>	<b>12.01</b>		<b>91</b>	<b>20.00</b>
*Performance calculation descriptions can be found in the FY 2016 RBWO PBP Measurements and Standards Guide.				

<b>Child Protective Services Investigations and Dispositions</b>		
The following investigations data, which is not used for scoring but is considered significant to a provider's performance, is from Georgia SHINES and is not considered final or complete until the end of the fiscal year.		
Total Reports:	0	
Number Screened In:	0	
Number Screened Out:	0	
Number Substantiated:	0	
Number Unsubstantiated:	0	
Number Active CPS Investigations:	0	



# **Performance-Based Placement Measures** **RBWO Provider GA+SCORECARD - ILP/TLP**

Report Quarter: Q3 FY2016

**Provider/Program Name: ENA, Inc., dba NECCO (formerly GA SAFE) - Albany ILP (5171) - CCI**

2231 Dawson Road, Albany, GA 31707

Phone: 229-299-5095

Vendor ID# 119959

## **Quarterly Scores (Grades)**

Q1: 106.38 (A+)

Q2: 103.22 (A+)

Q3: 84.82 (B)

Q4: 100.19 (A+)

## **Current Quarter Score (Grade)**

**84.82%**

**(B)**

Program Census Information:

# Children in Care During Quarter: 10

# Placements During Quarter: 10

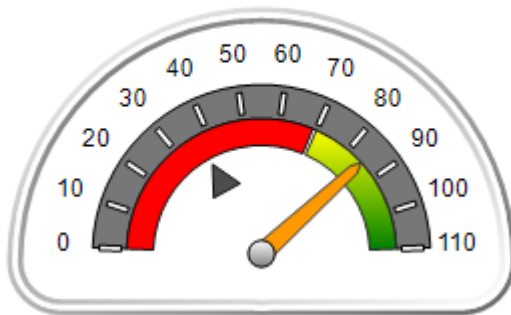
# Children in Care On Last Day: 7

## **Quarterly Provider Comparisons to All ILP/TLPs**

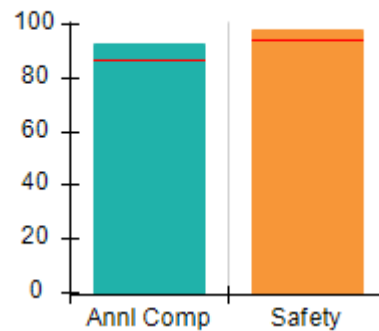
■■■■■■■■ indicates MalTx Threshold

▼ indicates average for all ILP/TLPs

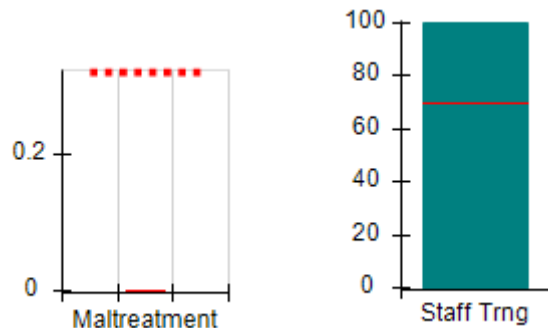
### **Overall Score (%)**



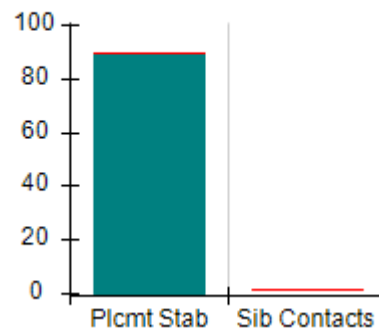
### **OPM Monitoring Reviews (%)**



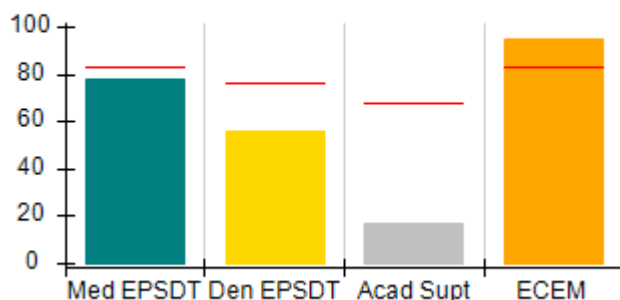
### **Safety Outcomes (%)**



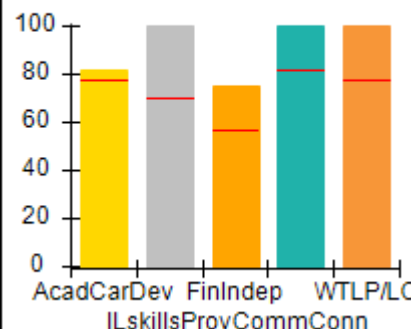
### **Permanency Outcomes (%)**



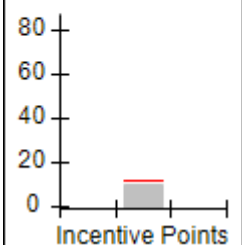
### **Well-Being Outcomes (%)**



### **ILP/TLP Outcomes (%)**



### **Incentives Earned (Points)**







# Performance-Based Placement Measures RBWO Provider GA+SCORECARD - ILP/TLP

Report Quarter: Q3 FY2016

**Provider/Program Name: ENA, Inc., dba NECCO (formerly GA SAFE) - Albany ILP (5171) - CCI**

2231 Dawson Road, Albany, GA 31707  Phone: 229-299-5095  Vendor ID# 119959	Quarterly Scores (Grades)		Current Quarter Score (Grade)
	Q1: 106.38 (A+)	Q2: 103.22 (A+)	84.82%
	Q3: 84.82 (B)	Q4: 100.19 (A+)	(B)

Program Census Information:	# Children in Care During Quarter: 10	# Placements During Quarter: 10	# Children in Care On Last Day: 7
-----------------------------	---------------------------------------	---------------------------------	-----------------------------------

	Avg Performance All ILP/TLPs (%)	Provider Performance (%)*	Possible Points (Weight)	Provider Points Earned
--	----------------------------------	---------------------------	--------------------------	------------------------

**OPM Monitoring Reviews**

Annual Comprehensive Reviews	87%	92%	15	13.87
Safety Reviews	94%	98%	5	4.89
<b>Monitoring Sub-Total</b>			<b>20</b>	<b>18.76</b>

**ILP/TLP Safety Outcomes**

Incidence of Maltreatment	0.00%	No Substantiated Reports	3	3.00
Staff Training	70%	100%	5	5.00
<b>Safety Sub-Total</b>			<b>8</b>	<b>8.00</b>

**ILP/TLP Permanency Outcomes**

Placement Stability	90%	90%	6	5.40
Sibling Contacts	1%	None Planned		
<b>Permanency Sub-Total</b>			<b>6</b>	<b>5.40</b>

**ILP/TLP Well-Being Outcomes**

EPSDT Medical Visits	83%	78%	4	3.12
EPSDT Dental Visits	76%	56%	4	2.24
Academic Supports	68%	17%	3	0.51
Provider ECEM Visits	83%	95%	5	4.75
<b>Well-Being Sub-Total</b>			<b>16</b>	<b>10.62</b>

**ILP/TLP Specialty Outcomes**

Academic/Career Development	78%	82%	10	8.20
Ind Living Skills Provision	70%	100%	15	15.00
Financial Independence	57%	75%	5	3.75
Community Connections	82%	100%	5	5.00
WTLP/Life Coach	78%	100%	15	15.00
<b>Specialty Sub-Total</b>			<b>50</b>	<b>46.95</b>

\*Performance calculation descriptions can be found in the FY 2016 RBWO PBP Measurements and Standards Guide.

<b>Monitoring &amp; Outcomes: Possible Points = 100</b>	<b>Points Earned = 89.73</b>
<b>Score Before Incentives Credit</b>	
<b>89.73%</b>	



## Performance-Based Placement Measures

### RBWO Provider GA+SCORECARD - ILP/TLP

Report Quarter: Q3 FY2016

<b>Incentives Awarded</b>	<b>10.00 pts</b>
<b>PBP Verification</b>	<b>-14.91 pts</b>
<b>Total Score</b>	<b>84.82%</b>

#### Provider/Program Name: ENA, Inc., dba NECCO (formerly GA SAFE) - Albany ILP (5171) - CCI

Program Census Information:		# Children in Care During Quarter: 10	# Placements During Quarter: 10	# Children in Care On Last Day: 7
ILP/TLP Incentive Credits	Avg Performance All ILP/TLPs (Points)	Provider Performance (%)*	Possible Points (Weight)	Provider Points Earned
No DJJ or DOC Involvement		100%	5	5.00
Extended Foster Care Services		0%	5	0.00
Positive Permanency Connections		17%	5	0.85
High School Graduation/College Participation/Professional Certification		11%	20	2.20
Part-Time Employment with Medical Benefits		0%	20	0.00
Living Arrangements at Discharge		0%	20	0.00
Additional Academic Supports		0%	2	0.00
Additional IL Skills Provision		5%	5	0.25
Active Agency Accreditation		50%	4	2.00
Staff Clinical Licensure		0%	5	0.00
<b>Incentives Total</b>	<b>12.01</b>		<b>91</b>	<b>10.30</b>

\*Performance calculation descriptions can be found in the FY 2016 RBWO PBP Measurements and Standards Guide.

#### Child Protective Services Investigations and Dispositions

The following investigations data, which is not used for scoring but is considered significant to a provider's performance, is from Georgia SHINES and is not considered final or complete until the end of the fiscal year.

Total Reports:	0
Number Screened In:	0
Number Screened Out:	0
Number Substantiated:	0
Number Unsubstantiated:	0
Number Active CPS Investigations:	0



# **Performance-Based Placement Measures** **RBWO Provider GA+SCORECARD - ILP/TLP**

Report Quarter: Q3 FY2016

**Provider/Program Name: ENA, Inc., dba NECCO (formerly GA SAFE) - Jonesboro ILP (5136) - CCI**

9556 Tara Blvd., Jonesboro, GA 30236

Phone: 678-610-1933

Vendor ID# 114043

Quarterly Scores (Grades)

Current Quarter Score (Grade)

Q1: 74.41 (C)

Q2: 57.14 (F)

**80.97%**

Q3: 80.97 (B-)

Q4: 76.49 (C)

**(B-)**

Program Census Information:

# Children in Care During Quarter: 29

# Placements During Quarter: 29

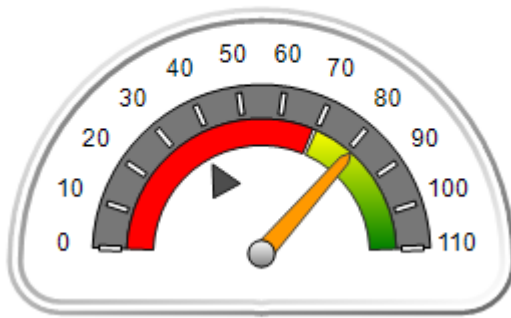
# Children in Care On Last Day: 22

## **Quarterly Provider Comparisons to All ILP/TLPs**

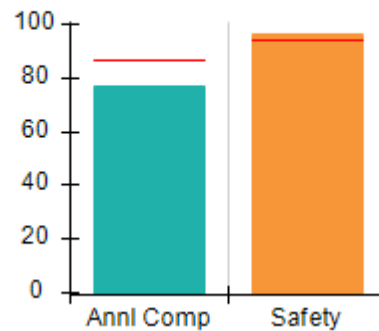
■■■■■■■■ indicates MalTx Threshold

▼ indicates average for all ILP/TLPs

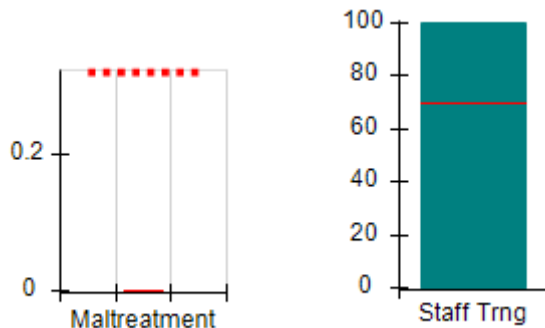
Overall Score (%)



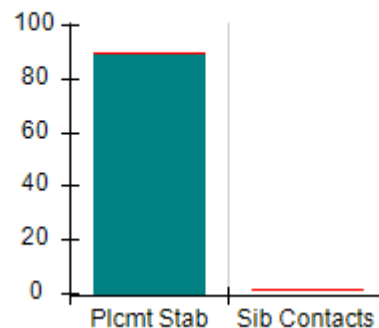
OPM Monitoring Reviews (%)



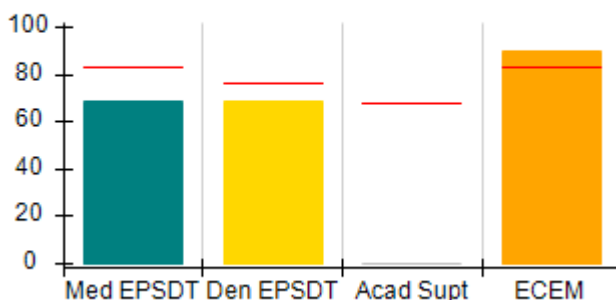
Safety Outcomes (%)



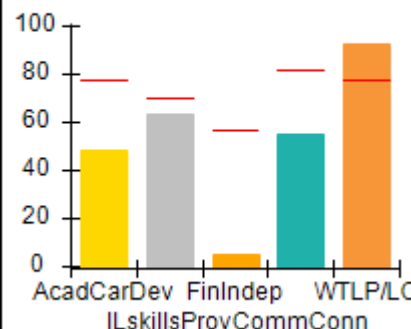
Permanency Outcomes (%)



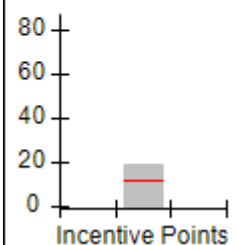
Well-Being Outcomes (%)



ILP/TLP Outcomes (%)



Incentives Earned (Points)





# Performance-Based Placement Measures RBWO Provider GA+SCORECARD - ILP/TLP

Report Quarter: Q3 FY2016

<b>Provider/Program Name: ENA, Inc., dba NECCO (formerly GA SAFE) - Jonesboro ILP (5136) - CCI</b>				
<b>9556 Tara Blvd., Jonesboro, GA 30236</b>  <b>Phone: 678-610-1933</b>  <b>Vendor ID# 114043</b>		<b>Quarterly Scores (Grades)</b>		<b>Current Quarter Score (Grade)</b>
		<b>Q1: 74.41 (C)</b>	<b>Q2: 57.14 (F)</b>	<b>80.97%</b>
		<b>Q3: 80.97 (B-)</b>	<b>Q4: 76.49 (C)</b>	<b>(B-)</b>
Program Census Information:		# Children in Care During Quarter: 29	# Placements During Quarter: 29	# Children in Care On Last Day: 22
	<b>Avg Performance All ILP/TLPs (%)</b>	<b>Provider Performance (%)*</b>	<b>Possible Points (Weight)</b>	<b>Provider Points Earned</b>
<b>OPM Monitoring Reviews</b>				
Annual Comprehensive Reviews	87%	77%	15	11.52
Safety Reviews	94%	97%	5	4.83
<b>Monitoring Sub-Total</b>			<b>20</b>	<b>16.35</b>
<b>ILP/TLP Safety Outcomes</b>				
Incidence of Maltreatment	0.00%	Not Eligible		
Staff Training	70%	100%	8	8.00
<b>Safety Sub-Total</b>			<b>8</b>	<b>8.00</b>
<b>ILP/TLP Permanency Outcomes</b>				
Placement Stability	90%	90%	6	5.40
Sibling Contacts	1%	None Planned		
<b>Permanency Sub-Total</b>			<b>6</b>	<b>5.40</b>
<b>ILP/TLP Well-Being Outcomes</b>				
EPSDT Medical Visits	83%	69%	4	2.76
EPSDT Dental Visits	76%	69%	4	2.76
Academic Supports	68%	0%	3	0.00
Provider ECEM Visits	83%	90%	5	4.50
<b>Well-Being Sub-Total</b>			<b>16</b>	<b>10.02</b>
<b>ILP/TLP Specialty Outcomes</b>				
Academic/Career Development	78%	48%	10	4.80
Ind Living Skills Provision	70%	63%	15	9.45
Financial Independence	57%	5%	5	0.25
Community Connections	82%	55%	5	2.75
WTLP/Life Coach	78%	93%	15	13.95
<b>Specialty Sub-Total</b>			<b>50</b>	<b>31.20</b>
*Performance calculation descriptions can be found in the FY 2016 RBWO PBP Measurements and Standards Guide.				

<b>Monitoring &amp; Outcomes: Possible Points = 100</b>	<b>Points Earned = 70.97</b>
<b>Score Before Incentives Credit</b>	<b>70.97%</b>
<b>Incentives Awarded</b>	<b>10.00 pts</b>



**DHS, DFCS, Office of Provider Management**  
**Performance-Based Placement Measures**  
**RBWO Provider GA+SCORECARD - ILP/TLP**  
**Report Quarter: Q3 FY2016**



<b>PBP Verification</b>	<b>N/A pts</b>
<b>Total Score</b>	<b>80.97%</b>

**Provider/Program Name: ENA, Inc., dba NECCO (formerly GA SAFE) - Jonesboro ILP (5136) - CCI**

Program Census Information:		# Children in Care During Quarter: 29	# Placements During Quarter: 29	# Children in Care On Last Day: 22
ILP/TLP Incentive Credits	Avg Performance All ILP/TLPs (Points)	Provider Performance (%)*	Possible Points (Weight)	Provider Points Earned
No DJJ or DOC Involvement		100%	5	5.00
Extended Foster Care Services		Not Eligible	5	
Positive Permanency Connections		0%	5	0.00
High School Graduation/College Participation/Professional Certification		15%	20	3.00
Part-Time Employment with Medical Benefits		43%	20	8.60
Living Arrangements at Discharge		0%	20	0.00
Additional Academic Supports		0%	2	0.00
Additional IL Skills Provision		12%	5	0.60
Active Agency Accreditation		50%	4	2.00
Staff Clinical Licensure		0%	5	0.00
<b>Incentives Total</b>	<b>12.01</b>		<b>91</b>	<b>19.20</b>

\*Performance calculation descriptions can be found in the FY 2016 RBWO PBP Measurements and Standards Guide.

**Child Protective Services Investigations and Dispositions**

The following investigations data, which is not used for scoring but is considered significant to a provider's performance, is from Georgia SHINES and is not considered final or complete until the end of the fiscal year.

Total Reports:	0
Number Screened In:	0
Number Screened Out:	0
Number Substantiated:	0
Number Unsubstantiated:	0
Number Active CPS Investigations:	0



# **Performance-Based Placement Measures** **RBWO Provider GA+SCORECARD - ILP/TLP**

Report Quarter: Q3 FY2016

**Provider/Program Name: ENA, Inc., dba NECCO (formerly GA SAFE) - Macon ILP (5172) - CCI**

150 North Crest Blvd, Macon, GA 31210

Phone: 478-254-2902

Vendor ID# 92617

Quarterly Scores (Grades)

Current Quarter Score (Grade)

Q1: 90.47 (A-)

Q2: 89.67 (B+)

**96.57%**

Q3: 96.57 (A)

Q4: 90.85 (A-)

**(A)**

Program Census Information:

# Children in Care During Quarter: 11

# Placements During Quarter: 11

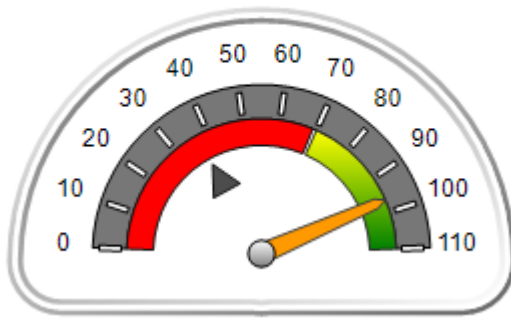
# Children in Care On Last Day: 11

## **Quarterly Provider Comparisons to All ILP/TLPs**

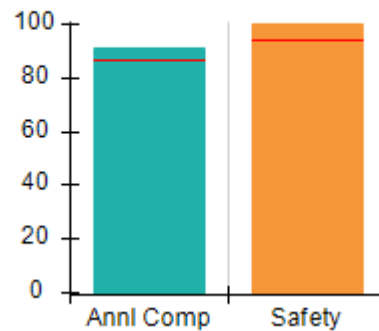
■■■■■■■■ indicates MalTx Threshold

▼ — indicates average for all ILP/TLPs

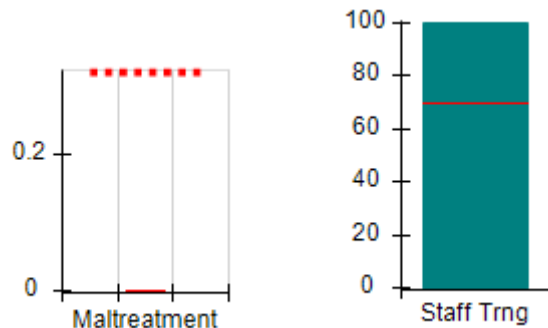
Overall Score (%)



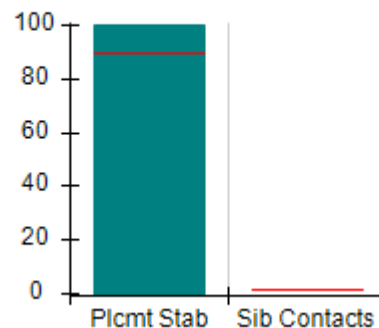
OPM Monitoring Reviews (%)



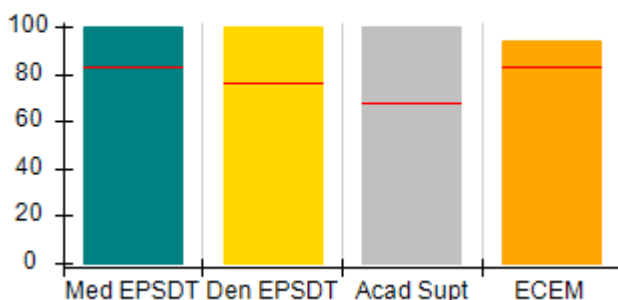
Safety Outcomes (%)



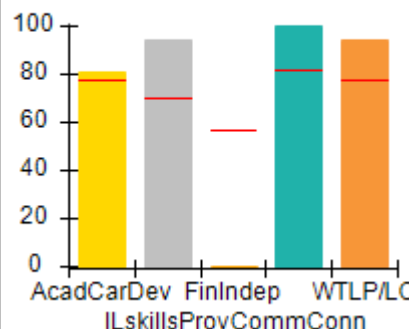
Permanency Outcomes (%)



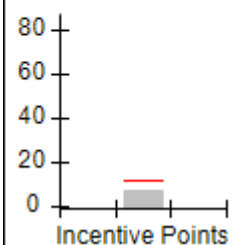
Well-Being Outcomes (%)



ILP/TLP Outcomes (%)



Incentives Earned (Points)





# Performance-Based Placement Measures RBWO Provider GA+SCORECARD - ILP/TLP

Report Quarter: Q3 FY2016

**Provider/Program Name: ENA, Inc., dba NECCO (formerly GA SAFE) - Macon ILP (5172) - CCI**

<b>150 North Crest Blvd, Macon, GA 31210</b>  <b>Phone: 478-254-2902</b>  <b>Vendor ID# 92617</b>	<b>Quarterly Scores (Grades)</b>		<b>Current Quarter Score (Grade)</b>
	<b>Q1: 90.47 (A-)</b>	<b>Q2: 89.67 (B+)</b>	<b>96.57%</b>
	<b>Q3: 96.57 (A)</b>	<b>Q4: 90.85 (A-)</b>	<b>(A)</b>

Program Census Information:	# Children in Care During Quarter: 11	# Placements During Quarter: 11	# Children in Care On Last Day: 11
-----------------------------	---------------------------------------	---------------------------------	------------------------------------

	<b>Avg Performance All ILP/TLPs (%)</b>	<b>Provider Performance (%)*</b>	<b>Possible Points (Weight)</b>	<b>Provider Points Earned</b>
--	---	----------------------------------	---------------------------------	-------------------------------

**OPM Monitoring Reviews**

Annual Comprehensive Reviews	87%	91%	15	13.72
Safety Reviews	94%	100%	5	5.00
<b>Monitoring Sub-Total</b>			<b>20</b>	<b>18.72</b>

**ILP/TLP Safety Outcomes**

Incidence of Maltreatment	0.00%	Not Eligible		
Staff Training	70%	100%	8	8.00
<b>Safety Sub-Total</b>			<b>8</b>	<b>8.00</b>

**ILP/TLP Permanency Outcomes**

Placement Stability	90%	100%	6	6.00
Sibling Contacts	1%	None Planned		
<b>Permanency Sub-Total</b>			<b>6</b>	<b>6.00</b>

**ILP/TLP Well-Being Outcomes**

EPSDT Medical Visits	83%	100%	4	4.00
EPSDT Dental Visits	76%	100%	4	4.00
Academic Supports	68%	100%	3	3.00
Provider ECEM Visits	83%	94%	5	4.70
<b>Well-Being Sub-Total</b>			<b>16</b>	<b>15.70</b>

**ILP/TLP Specialty Outcomes**

Academic/Career Development	78%	81%	10	8.10
Ind Living Skills Provision	70%	94%	15	14.10
Financial Independence	57%	0%	5	0.00
Community Connections	82%	100%	5	5.00
WTLP/Life Coach	78%	94%	15	14.10
<b>Specialty Sub-Total</b>			<b>50</b>	<b>41.30</b>

\*Performance calculation descriptions can be found in the FY 2016 RBWO PBP Measurements and Standards Guide.

<b>Monitoring &amp; Outcomes: Possible Points = 100</b>	<b>Points Earned = 89.72</b>
<b>Score Before Incentives Credit</b>	<b>89.72%</b>
<b>Incentives Awarded</b>	<b>06.85 pts</b>



**DHS, DFCS, Office of Provider Management**  
**Performance-Based Placement Measures**  
**RBWO Provider GA+SCORECARD - ILP/TLP**  
**Report Quarter: Q3 FY2016**



<b>PBP Verification</b>	<b>N/A pts</b>
<b>Total Score</b>	<b>96.57%</b>

**Provider/Program Name: ENA, Inc., dba NECCO (formerly GA SAFE) - Macon ILP (5172) - CCI**

Program Census Information:		# Children in Care During Quarter: 11	# Placements During Quarter: 11	# Children in Care On Last Day: 11
ILP/TLP Incentive Credits	Avg Performance All ILP/TLPs (Points)	Provider Performance (%)*	Possible Points (Weight)	Provider Points Earned
No DJJ or DOC Involvement		97%	5	4.85
Extended Foster Care Services		Not Eligible	5	
Positive Permanency Connections		0%	5	0.00
High School Graduation/College Participation/Professional Certification		0%	20	0.00
Part-Time Employment with Medical Benefits		Not Eligible	20	
Living Arrangements at Discharge		Not Eligible	20	
Additional Academic Supports		0%	2	0.00
Additional IL Skills Provision		0%	5	0.00
Active Agency Accreditation		50%	4	2.00
Staff Clinical Licensure		0%	5	0.00
<b>Incentives Total</b>	<b>12.01</b>		<b>91</b>	<b>6.85</b>

\*Performance calculation descriptions can be found in the FY 2016 RBWO PBP Measurements and Standards Guide.

**Child Protective Services Investigations and Dispositions**

The following investigations data, which is not used for scoring but is considered significant to a provider's performance, is from Georgia SHINES and is not considered final or complete until the end of the fiscal year.

Total Reports:	0
Number Screened In:	0
Number Screened Out:	0
Number Substantiated:	0
Number Unsubstantiated:	0
Number Active CPS Investigations:	0





## Performance-Based Placement Measures RBWO Provider GA+SCORECARD - ILP/TLP

Report Quarter: Q3 FY2016

**Provider/Program Name: ENA, Inc., dba NECCO (formerly GA SAFE) - Martinez ILP (5137) - CCI**

4424 Columbia Rd., Martinez, GA 30907

Phone: 706-210-3435

Vendor ID# 114072

Quarterly Scores (Grades)		Current Quarter Score (Grade)
Q1: 95.21 (A)	Q2: 103.78 (A+)	<b>88.98%</b> <b>(B+)</b>
Q3: 88.98 (B+)	Q4: 101.68 (A+)	

Program Census Information:

# Children in Care During Quarter: 3


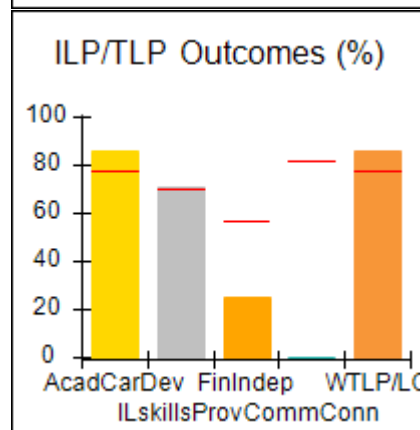
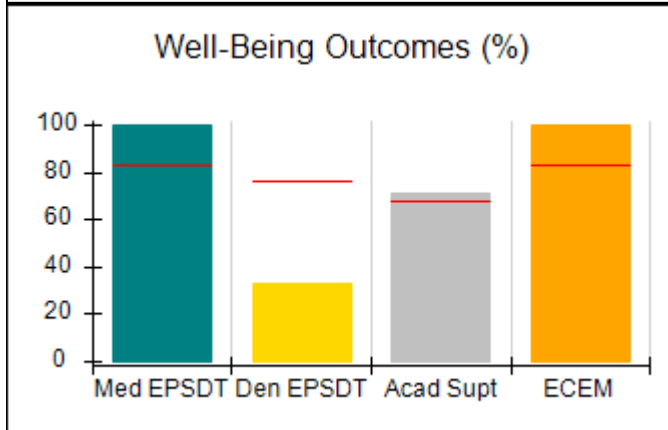
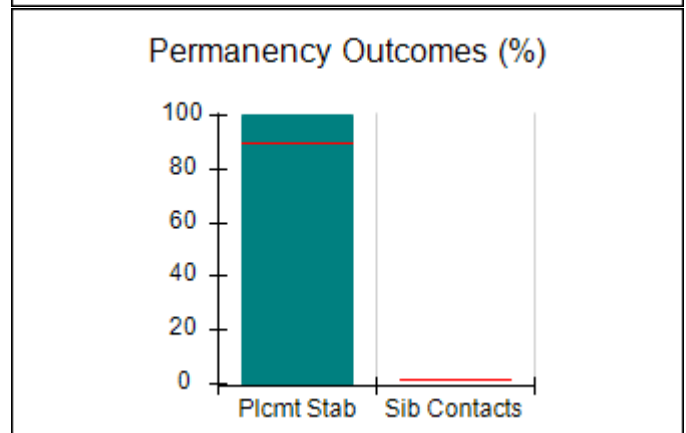
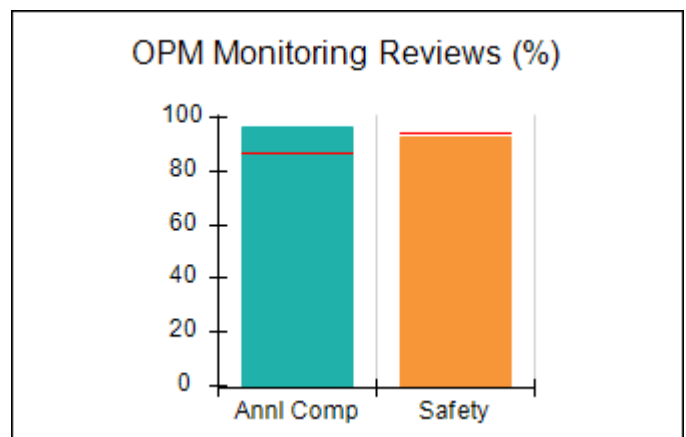
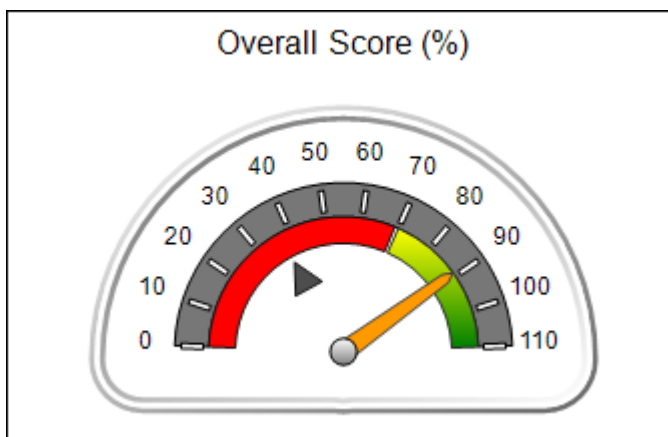
# Placements During Quarter: 3

# Children in Care On Last Day: 3

### Quarterly Provider Comparisons to All ILP/TLPs

■■■■■■■■ indicates MalTx Threshold

▼ indicates average for all ILP/TLPs





# Performance-Based Placement Measures

## RBWO Provider GA+SCORECARD - ILP/TLP

Report Quarter: Q3 FY2016

**Provider/Program Name: ENA, Inc., dba NECCO (formerly GA SAFE) - Martinez ILP (5137) - CCI**

4424 Columbia Rd., Martinez, GA 30907		Quarterly Scores (Grades)		Current Quarter Score (Grade)
Phone: 706-210-3435		Q1: 95.21 (A)	Q2: 103.78 (A+)	88.98% (B+)
Vendor ID# 114072		Q3: 88.98 (B+)	Q4: 101.68 (A+)	
Program Census Information:		# Children in Care During Quarter: 3	# Placements During Quarter: 3	# Children in Care On Last Day: 3
	Avg Performance All ILP/TLPs (%)	Provider Performance (%)*	Possible Points (Weight)	Provider Points Earned
<b>OPM Monitoring Reviews</b>				
Annual Comprehensive Reviews	87%	97%	15	14.50
Safety Reviews	94%	93%	5	4.63
<b>Monitoring Sub-Total</b>			<b>20</b>	<b>19.13</b>
<b>ILP/TLP Safety Outcomes</b>				
Incidence of Maltreatment	0.00%	Not Eligible		
Staff Training	70%	100%	8	8.00
<b>Safety Sub-Total</b>			<b>8</b>	<b>8.00</b>
<b>ILP/TLP Permanency Outcomes</b>				
Placement Stability	90%	100%	6	6.00
Sibling Contacts	1%	None Planned		
<b>Permanency Sub-Total</b>			<b>6</b>	<b>6.00</b>
<b>ILP/TLP Well-Being Outcomes</b>				
EPSDT Medical Visits	83%	100%	4	4.00
EPSDT Dental Visits	76%	33%	4	1.32
Academic Supports	68%	71%	3	2.13
Provider ECEM Visits	83%	100%	5	5.00
<b>Well-Being Sub-Total</b>			<b>16</b>	<b>12.45</b>
<b>ILP/TLP Specialty Outcomes</b>				
Academic/Career Development	78%	86%	10	8.60
Ind Living Skills Provision	70%	71%	15	10.65
Financial Independence	57%	25%	5	1.25
Community Connections	82%	0%	5	0.00
WTLP/Life Coach	78%	86%	15	12.90
<b>Specialty Sub-Total</b>			<b>50</b>	<b>33.40</b>
*Performance calculation descriptions can be found in the FY 2016 RBWO PBP Measurements and Standards Guide.				

<b>Monitoring &amp; Outcomes: Possible Points = 100</b>	<b>Points Earned = 78.98</b>
<b>Score Before Incentives Credit</b>	<b>78.98%</b>
<b>Incentives Awarded</b>	<b>10.00 pts</b>



**DHS, DFCS, Office of Provider Management**  
**Performance-Based Placement Measures**  
**RBWO Provider GA+SCORECARD - ILP/TLP**  
**Report Quarter: Q3 FY2016**



<b>PBP Verification</b>	<b>N/A pts</b>
<b>Total Score</b>	<b>88.98%</b>

**Provider/Program Name: ENA, Inc., dba NECCO (formerly GA SAFE) - Martinez ILP (5137) - CCI**

Program Census Information:		# Children in Care During Quarter: 3	# Placements During Quarter: 3	# Children in Care On Last Day: 3
ILP/TLP Incentive Credits	Avg Performance All ILP/TLPs (Points)	Provider Performance (%)*	Possible Points (Weight)	Provider Points Earned
No DJJ or DOC Involvement		100%	5	5.00
Extended Foster Care Services		Not Eligible	5	
Positive Permanency Connections		0%	5	0.00
High School Graduation/College Participation/Professional Certification		33%	20	6.60
Part-Time Employment with Medical Benefits		Not Eligible	20	
Living Arrangements at Discharge		Not Eligible	20	
Additional Academic Supports		33%	2	0.66
Additional IL Skills Provision		43%	5	2.15
Active Agency Accreditation		50%	4	2.00
Staff Clinical Licensure		0%	5	0.00
<b>Incentives Total</b>	<b>12.01</b>		<b>91</b>	<b>16.41</b>

\*Performance calculation descriptions can be found in the FY 2016 RBWO PBP Measurements and Standards Guide.

**Child Protective Services Investigations and Dispositions**

The following investigations data, which is not used for scoring but is considered significant to a provider's performance, is from Georgia SHINES and is not considered final or complete until the end of the fiscal year.

Total Reports:	0
Number Screened In:	0
Number Screened Out:	0
Number Substantiated:	0
Number Unsubstantiated:	0
Number Active CPS Investigations:	0



# Performance-Based Placement Measures RBWO Provider GA+SCORECARD - ILP/TLP

Report Quarter: Q3 FY2016

**Provider/Program Name: Exquisite Care - ILP (5195) - CCI**

9220 Grady Dr., Jonesboro, GA 30238

Phone: 770-580-0542

Vendor ID# 125387

Quarterly Scores (Grades)

Q1: 92.14 (A-)

Q2: 80.77 (B-)

Q3: 70.85 (C-)

Q4: 11.32 (F)

Current Quarter Score (Grade)

70.85%

(C-)

Program Census Information:

# Children in Care During Quarter: 5

# Placements During Quarter: 5

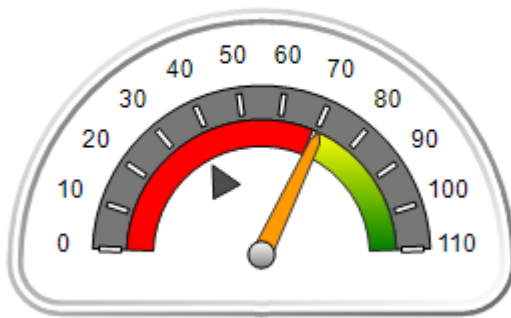
# Children in Care On Last Day: 4

## Quarterly Provider Comparisons to All ILP/TLPs

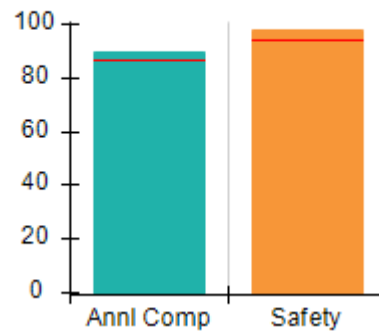
■■■■■■■■ indicates MalTx Threshold

▼ indicates average for all ILP/TLPs

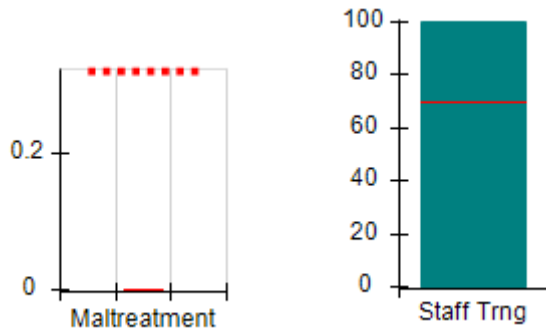
Overall Score (%)



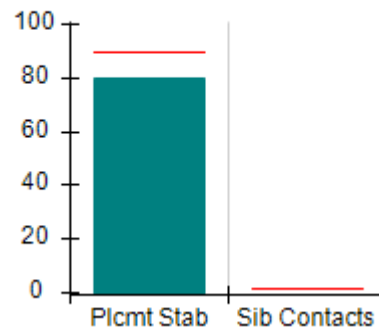
OPM Monitoring Reviews (%)



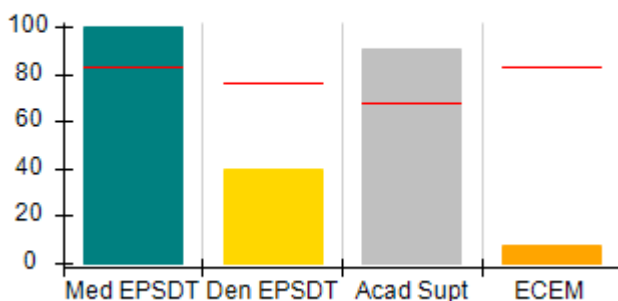
Safety Outcomes (%)



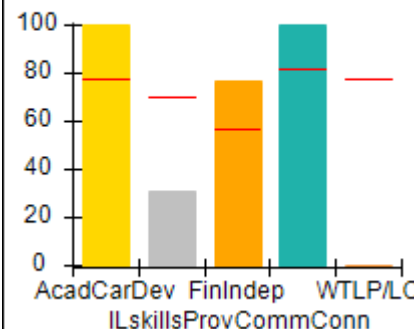
Permanency Outcomes (%)



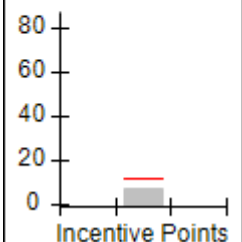
Well-Being Outcomes (%)



ILP/TLP Outcomes (%)



Incentives Earned (Points)





# Performance-Based Placement Measures

## RBWO Provider GA+SCORECARD - ILP/TLP

Report Quarter: Q3 FY2016

**Provider/Program Name: Exquisite Care - ILP (5195) - CCI**

9220 Grady Dr., Jonesboro, GA 30238

Phone: 770-580-0542

Vendor ID# 125387

**Quarterly Scores (Grades)****Current Quarter Score (Grade)**

Q1: 92.14 (A-)

Q2: 80.77 (B-)

**70.85%**

Q3: 70.85 (C-)

Q4: 11.32 (F)

**(C-)**

Program Census Information:

# Children in Care During Quarter: 5

# Placements During Quarter: 5

# Children in Care On Last Day: 4

Avg  
Performance All  
ILP/TLPs (%)Provider  
Performance (%)\*Possible Points  
(Weight)Provider Points  
Earned**OPM Monitoring Reviews**

Annual Comprehensive Reviews	87%	90%	15	13.45
Safety Reviews	94%	98%	5	4.92
<b>Monitoring Sub-Total</b>			<b>20</b>	<b>18.37</b>

**ILP/TLP Safety Outcomes**

Incidence of Maltreatment	0.00%	No Substantiated Reports	3	3.00
Staff Training	70%	100%	5	5.00
<b>Safety Sub-Total</b>			<b>8</b>	<b>8.00</b>

**ILP/TLP Permanency Outcomes**

Placement Stability	90%	80%	6	4.80
Sibling Contacts	1%	None Planned		
<b>Permanency Sub-Total</b>			<b>6</b>	<b>4.80</b>

**ILP/TLP Well-Being Outcomes**

EPSDT Medical Visits	83%	100%	4	4.00
EPSDT Dental Visits	76%	40%	4	1.60
Academic Supports	68%	91%	3	2.73
Provider ECEM Visits	83%	8%	5	0.40
<b>Well-Being Sub-Total</b>			<b>16</b>	<b>8.73</b>

**ILP/TLP Specialty Outcomes**

Academic/Career Development	78%	100%	10	10.00
Ind Living Skills Provision	70%	31%	15	4.65
Financial Independence	57%	77%	5	3.85
Community Connections	82%	100%	5	5.00
WTLP/Life Coach	78%	0%	15	0.00
<b>Specialty Sub-Total</b>			<b>50</b>	<b>23.50</b>

\*Performance calculation descriptions can be found in the FY 2016 RBWO PBP Measurements and Standards Guide.

**Monitoring & Outcomes: Possible Points = 100****Points Earned = 63.40****Score Before Incentives Credit****63.40%**



# Performance-Based Placement Measures RBWO Provider GA+SCORECARD - ILP/TLP

Report Quarter: Q3 FY2016

Incentives Awarded	07.45 pts
PBP Verification	N/A pts
<b>Total Score</b>	<b>70.85%</b>

**Provider/Program Name: Exquisite Care - ILP (5195) - CCI**

Program Census Information:		# Children in Care During Quarter: 5	# Placements During Quarter: 5	# Children in Care On Last Day: 4
ILP/TLP Incentive Credits	Avg Performance All ILP/TLPs (Points)	Provider Performance (%)*	Possible Points (Weight)	Provider Points Earned
No DJJ or DOC Involvement		92%	5	4.60
Extended Foster Care Services		0%	5	0.00
Positive Permanency Connections		0%	5	0.00
High School Graduation/College Participation/Professional Certification		0%	20	0.00
Part-Time Employment with Medical Benefits		0%	20	0.00
Living Arrangements at Discharge		0%	20	0.00
Additional Academic Supports		80%	2	1.60
Additional IL Skills Provision		25%	5	1.25
Active Agency Accreditation		0%	4	0.00
Staff Clinical Licensure		0%	5	0.00
<b>Incentives Total</b>	<b>12.01</b>		<b>91</b>	<b>7.45</b>

\*Performance calculation descriptions can be found in the FY 2016 RBWO PBP Measurements and Standards Guide.

**Child Protective Services Investigations and Dispositions**

The following investigations data, which is not used for scoring but is considered significant to a provider's performance, is from Georgia SHINES and is not considered final or complete until the end of the fiscal year.

Total Reports:	0	
Number Screened In:	0	
Number Screened Out:	0	
Number Substantiated:	0	
Number Unsubstantiated:	0	
Number Active CPS Investigations:	0	



# Performance-Based Placement Measures RBWO Provider GA+SCORECARD - ILP/TLP

Report Quarter: Q3 FY2016

**Provider/Program Name: Families First - Transitional Living Program (643) - CCI**

1105 W. Peachtree St., Atlanta, GA 30309

Phone: 4048532844

Vendor ID# 35338

Quarterly Scores (Grades)

Q1: 65.02 (D)

Q2: 64.90 (D)

Q3: 90.32 (A-)

Q4: 63.23 (D-)

Current Quarter Score (Grade)

90.32%

(A-)

Program Census Information:

# Children in Care During Quarter: 6

# Placements During Quarter: 6

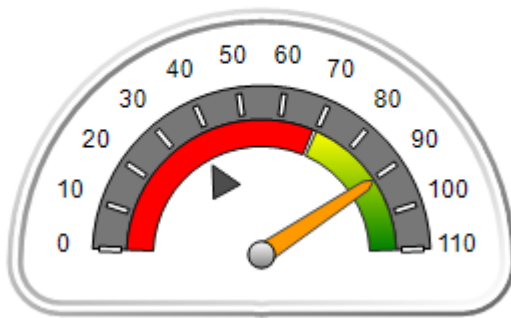
# Children in Care On Last Day: 5

## Quarterly Provider Comparisons to All ILP/TLPs

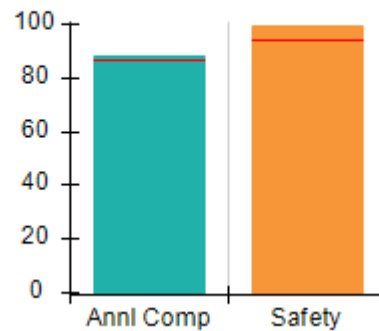
■■■■■■■■ indicates MalTx Threshold

▼ indicates average for all ILP/TLPs

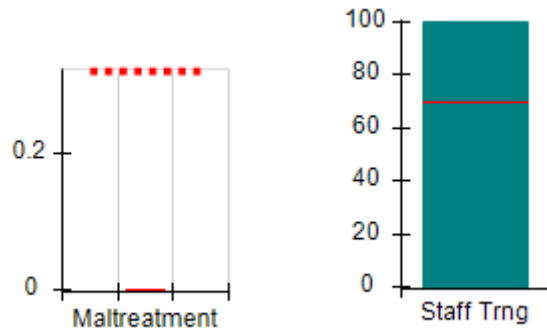
Overall Score (%)



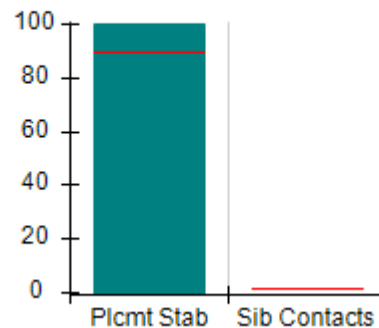
OPM Monitoring Reviews (%)



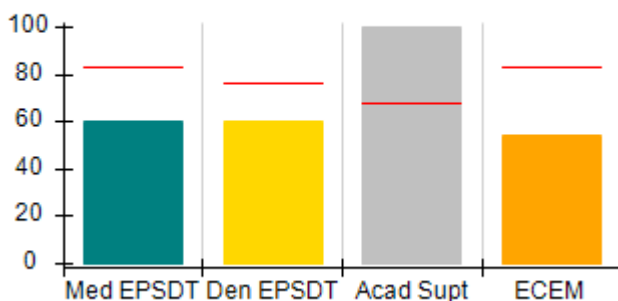
Safety Outcomes (%)



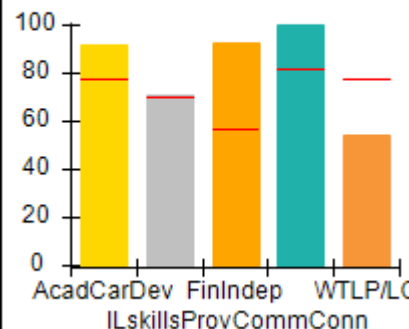
Permanency Outcomes (%)



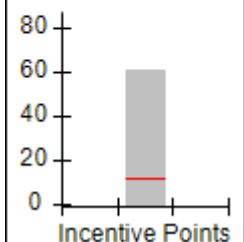
Well-Being Outcomes (%)



ILP/TLP Outcomes (%)



Incentives Earned (Points)





**Performance-Based Placement Measures  
RBWO Provider GA+SCORECARD - ILP/TLP**

**Report Quarter: Q3 FY2016**

<b>Provider/Program Name: Families First - Transitional Living Program (643) - CCI</b>				
<b>1105 W. Peachtree St., Atlanta, GA 30309</b>		<b>Quarterly Scores (Grades)</b>		<b>Current Quarter Score (Grade)</b>
<b>Phone: 4048532844</b>		<b>Q1: 65.02 (D)</b>	<b>Q2: 64.90 (D)</b>	<b>90.32%</b>
<b>Vendor ID# 35338</b>		<b>Q3: 90.32 (A-)</b>	<b>Q4: 63.23 (D-)</b>	<b>(A-)</b>
Program Census Information:		# Children in Care During Quarter: 6	# Placements During Quarter: 6	# Children in Care On Last Day: 5
	<b>Avg Performance All ILP/TLPs (%)</b>	<b>Provider Performance (%)*</b>	<b>Possible Points (Weight)</b>	<b>Provider Points Earned</b>
<b>OPM Monitoring Reviews</b>				
Annual Comprehensive Reviews	87%	88%	15	13.25
Safety Reviews	94%	99%	5	4.97
<b>Monitoring Sub-Total</b>			<b>20</b>	<b>18.22</b>
<b>ILP/TLP Safety Outcomes</b>				
Incidence of Maltreatment	0.00%	Not Eligible		
Staff Training	70%	100%	8	8.00
<b>Safety Sub-Total</b>			<b>8</b>	<b>8.00</b>
<b>ILP/TLP Permanency Outcomes</b>				
Placement Stability	90%	100%	6	6.00
Sibling Contacts	1%	None Planned		
<b>Permanency Sub-Total</b>			<b>6</b>	<b>6.00</b>
<b>ILP/TLP Well-Being Outcomes</b>				
EPSDT Medical Visits	83%	60%	4	2.40
EPSDT Dental Visits	76%	60%	4	2.40
Academic Supports	68%	100%	3	3.00
Provider ECEM Visits	83%	54%	5	2.70
<b>Well-Being Sub-Total</b>			<b>16</b>	<b>10.50</b>
<b>ILP/TLP Specialty Outcomes</b>				
Academic/Career Development	78%	92%	10	9.20
Ind Living Skills Provision	70%	71%	15	10.65
Financial Independence	57%	93%	5	4.65
Community Connections	82%	100%	5	5.00
WTLP/Life Coach	78%	54%	15	8.10
<b>Specialty Sub-Total</b>			<b>50</b>	<b>37.60</b>
*Performance calculation descriptions can be found in the FY 2016 RBWO PBP Measurements and Standards Guide.				

<b>Monitoring &amp; Outcomes: Possible Points = 100</b>	<b>Points Earned = 80.32</b>
<b>Score Before Incentives Credit</b>	<b>80.32%</b>
<b>Incentives Awarded</b>	<b>10.00 pts</b>





# Performance-Based Placement Measures RBWO Provider GA+SCORECARD - ILP/TLP

Report Quarter: Q3 FY2016

PBP Verification	0.00 pts
<b>Total Score</b>	<b>90.32%</b>

**Provider/Program Name: Families First - Transitional Living Program (643) - CCI**

Program Census Information:		# Children in Care During Quarter: 6	# Placements During Quarter: 6	# Children in Care On Last Day: 5
ILP/TLP Incentive Credits	Avg Performance All ILP/TLPs (Points)	Provider Performance (%)*	Possible Points (Weight)	Provider Points Earned
No DJJ or DOC Involvement		92%	5	4.60
Extended Foster Care Services		Not Eligible	5	
Positive Permanency Connections		0%	5	0.00
High School Graduation/College Participation/Professional Certification		60%	20	12.00
Part-Time Employment with Medical Benefits		100%	20	20.00
Living Arrangements at Discharge		100%	20	20.00
Additional Academic Supports		Not Eligible	2	
Additional IL Skills Provision		23%	5	1.15
Active Agency Accreditation		50%	4	2.00
Staff Clinical Licensure		10%	5	0.50
<b>Incentives Total</b>	<b>12.01</b>		<b>91</b>	<b>60.25</b>

\*Performance calculation descriptions can be found in the FY 2016 RBWO PBP Measurements and Standards Guide.

**Child Protective Services Investigations and Dispositions**

The following investigations data, which is not used for scoring but is considered significant to a provider's performance, is from Georgia SHINES and is not considered final or complete until the end of the fiscal year.

Total Reports:	0
Number Screened In:	0
Number Screened Out:	0
Number Substantiated:	0
Number Unsubstantiated:	0
Number Active CPS Investigations:	0



# Performance-Based Placement Measures RBWO Provider GA+SCORECARD - ILP/TLP

Report Quarter: Q3 FY2016

**Provider/Program Name: Families First - Weaver Gardens (5217) - CCI**

2590 Jerome Rd, College Park, GA 30349

Phone: 404-853-2890

Vendor ID# 138941

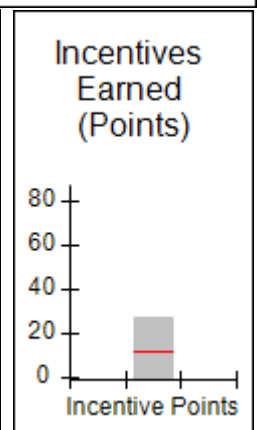
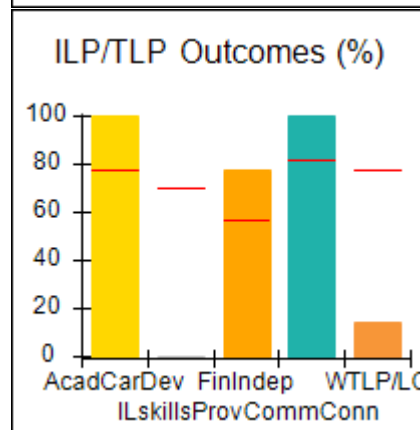
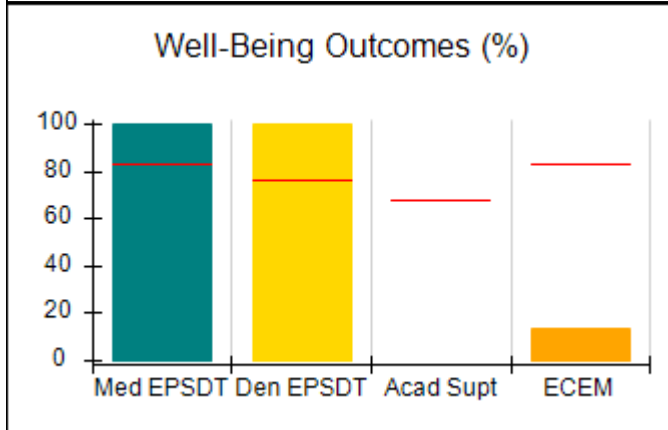
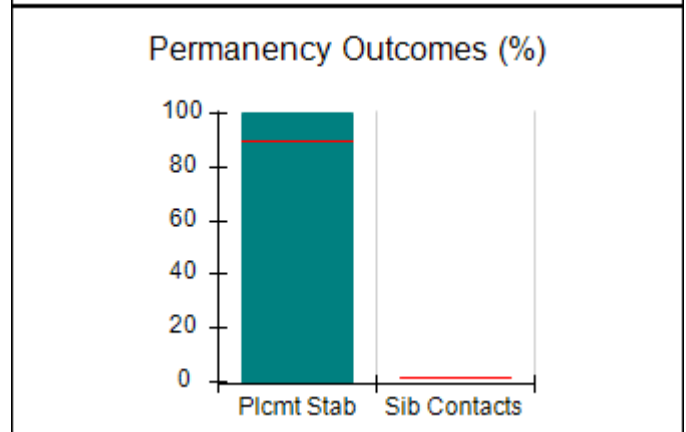
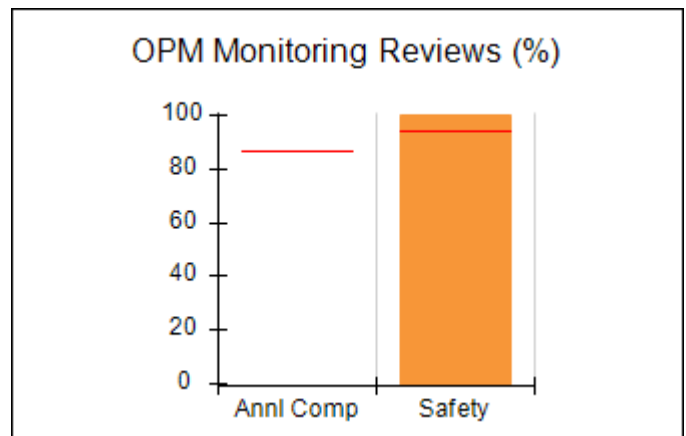
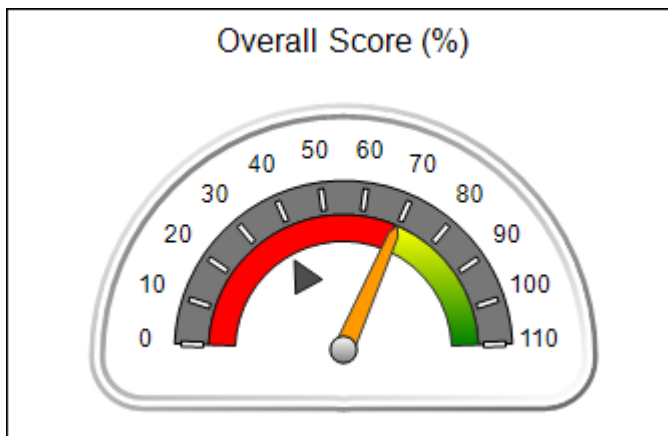
Program Census Information:

Quarterly Scores (Grades)		Current Quarter Score (Grade)
Q1: (N/A)	Q2: (N/A)	69.66% (D+)
Q3: 69.66 (D+)	Q4: 54.94 (F)	
# Children in Care During Quarter: 4	# Placements During Quarter: 4	# Children in Care On Last Day: 4

## Quarterly Provider Comparisons to All ILP/TLPs

■■■■■■■■ indicates MalTx Threshold

▼ ————— indicates average for all ILP/TLPs





# Performance-Based Placement Measures RBWO Provider GA+SCORECARD - ILP/TLP

Report Quarter: Q3 FY2016

**Provider/Program Name: Families First - Weaver Gardens (5217) - CCI**

2590 Jerome Rd, College Park, GA 30349

Phone: 404-853-2890

Vendor ID# 138941

**Quarterly Scores (Grades)**
**Current Quarter Score  
(Grade)**

Q1: (N/A)

Q2: (N/A)

**69.66%**

Q3: 69.66 (D+)

Q4: 54.94 (F)

**(D+)**

Program Census Information:

# Children in Care During  
Quarter: 4# Placements During  
Quarter: 4# Children in Care On  
Last Day: 4
**Avg  
Performance All  
ILP/TLPs (%)**
**Provider  
Performance (%)\***
**Possible Points  
(Weight)**
**Provider Points  
Earned**
**OPM Monitoring Reviews**

Annual Comprehensive Reviews	87%	Not Yet Conducted		
Safety Reviews	94%	100%	5	5.00
<b>Monitoring Sub-Total</b>			<b>5</b>	<b>5.00</b>

**ILP/TLP Safety Outcomes**

Incidence of Maltreatment	0.00%	Not Eligible		
Staff Training	70%	100%	8	8.00
<b>Safety Sub-Total</b>			<b>8</b>	<b>8.00</b>

**ILP/TLP Permanency Outcomes**

Placement Stability	90%	100%	6	6.00
Sibling Contacts	1%	None Planned		
<b>Permanency Sub-Total</b>			<b>6</b>	<b>6.00</b>

**ILP/TLP Well-Being Outcomes**

EPSDT Medical Visits	83%	100%	4.9	4.92
EPSDT Dental Visits	76%	100%	4.9	4.92
Academic Supports	68%	Not Eligible		
Provider ECEM Visits	83%	14%	6.2	0.86
<b>Well-Being Sub-Total</b>			<b>16</b>	<b>10.71</b>

**ILP/TLP Specialty Outcomes**

Academic/Career Development	78%	100%	10	10.00
Ind Living Skills Provision	70%	0%	15	0.00
Financial Independence	57%	78%	5	3.90
Community Connections	82%	100%	5	5.00
WTLP/Life Coach	78%	14%	15	2.10
<b>Specialty Sub-Total</b>			<b>50</b>	<b>21.00</b>

\*Performance calculation descriptions can be found in the FY 2016 RBWO PBP Measurements and Standards Guide.

**Monitoring & Outcomes: Possible Points = 85**
**Points Earned = 50.71**
**Score Before Incentives Credit**
**59.66%**
**Incentives Awarded**
**10.00 pts**



**DHS, DFCS, Office of Provider Management**  
**Performance-Based Placement Measures**  
**RBWO Provider GA+SCORECARD - ILP/TLP**  
**Report Quarter: Q3 FY2016**



<b>PBP Verification</b>	<b>N/A pts</b>
<b>Total Score</b>	<b>69.66%</b>

**Provider/Program Name: Families First - Weaver Gardens (5217) - CCI**

Program Census Information:		# Children in Care During Quarter: 4	# Placements During Quarter: 4	# Children in Care On Last Day: 4
ILP/TLP Incentive Credits	Avg Performance All ILP/TLPs (Points)	Provider Performance (%)*	Possible Points (Weight)	Provider Points Earned
No DJJ or DOC Involvement		100%	5	5.00
Extended Foster Care Services		Not Eligible	5	
Positive Permanency Connections		Not Eligible	5	
High School Graduation/College Participation/Professional Certification		100%	20	20.00
Part-Time Employment with Medical Benefits		Not Eligible	20	
Living Arrangements at Discharge		Not Eligible	20	
Additional Academic Supports		Not Eligible	2	
Additional IL Skills Provision		0%	5	0.00
Active Agency Accreditation		50%	4	2.00
Staff Clinical Licensure		10%	5	0.50
<b>Incentives Total</b>	<b>12.01</b>		<b>91</b>	<b>27.50</b>

\*Performance calculation descriptions can be found in the FY 2016 RBWO PBP Measurements and Standards Guide.

**Child Protective Services Investigations and Dispositions**

The following investigations data, which is not used for scoring but is considered significant to a provider's performance, is from Georgia SHINES and is not considered final or complete until the end of the fiscal year.

Total Reports:	0
Number Screened In:	0
Number Screened Out:	0
Number Substantiated:	0
Number Unsubstantiated:	0
Number Active CPS Investigations:	0



# **Performance-Based Placement Measures** **RBWO Provider GA+SCORECARD - ILP/TLP**

Report Quarter: Q3 FY2016

**Provider/Program Name: Goshen Valley Foundation - Goshen New Beginnings ILP (5130) - CCI**

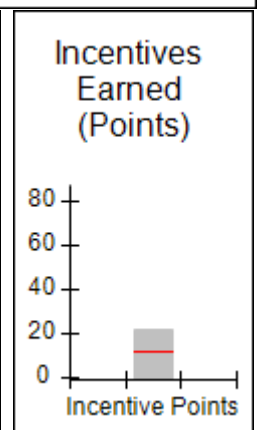
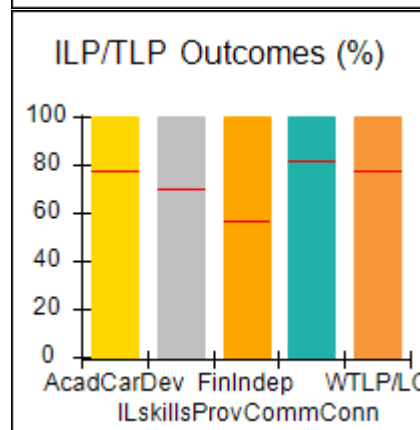
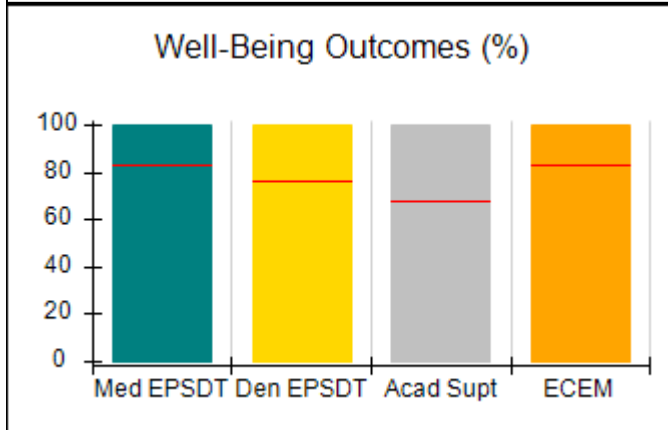
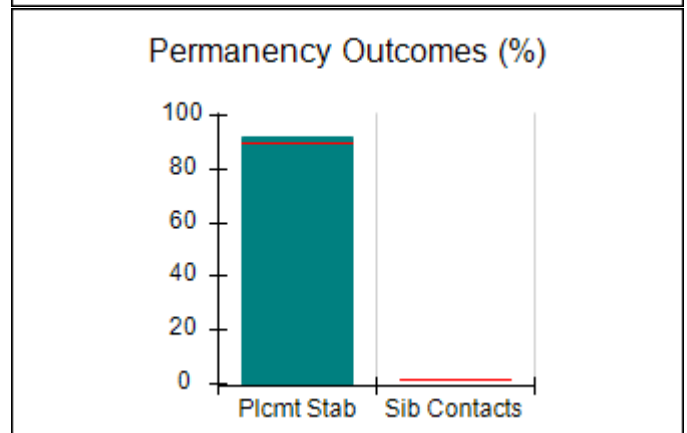
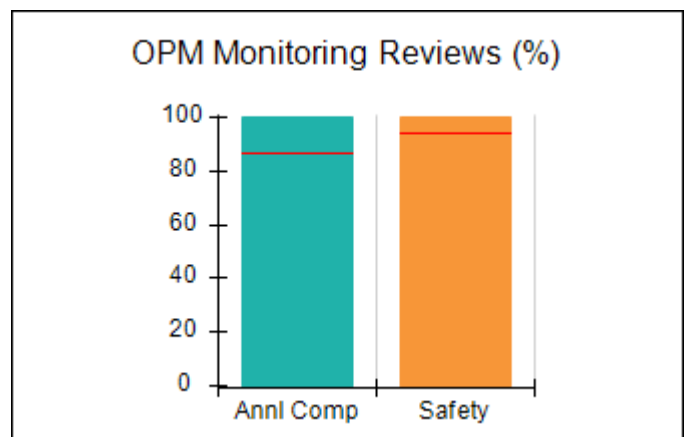
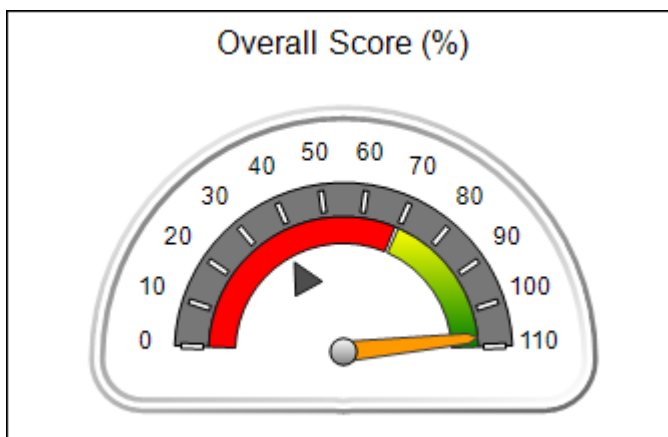
<b>200 West Main St., Canton, GA 30114</b>  <b>Phone: 770-796-4618</b>  <b>Vendor ID# 111810</b>	Quarterly Scores (Grades)		Current Quarter Score (Grade)
	Q1: 106.60 (A+)	Q2: 104.51 (A+)	<b>107.52%</b> <b>(A+)</b>
	Q3: 107.52 (A+)	Q4: 105.26 (A+)	

Program Census Information:	# Children in Care During Quarter: 24	# Placements During Quarter: 24	# Children in Care On Last Day: 16
-----------------------------	---------------------------------------	---------------------------------	------------------------------------

## **Quarterly Provider Comparisons to All ILP/TLPs**

■■■■■■■■ indicates MalTx Threshold

▼ ————— indicates average for all ILP/TLPs





# Performance-Based Placement Measures RBWO Provider GA+SCORECARD - ILP/TLP

Report Quarter: Q3 FY2016

**Provider/Program Name: Goshen Valley Foundation - Goshen New Beginnings ILP (5130) - CCI**

200 West Main St., Canton, GA 30114  Phone: 770-796-4618  Vendor ID# 111810		Quarterly Scores (Grades)		Current Quarter Score (Grade)
		Q1: 106.60 (A+)	Q2: 104.51 (A+)	107.52% (A+)
		Q3: 107.52 (A+)	Q4: 105.26 (A+)	
Program Census Information:		# Children in Care During Quarter: 24	# Placements During Quarter: 24	# Children in Care On Last Day: 16
	Avg Performance All ILP/TLPs (%)	Provider Performance (%)*	Possible Points (Weight)	Provider Points Earned
<b>OPM Monitoring Reviews</b>				
Annual Comprehensive Reviews	87%	100%	15	15.00
Safety Reviews	94%	100%	5	5.00
<b>Monitoring Sub-Total</b>			<b>20</b>	<b>20.00</b>
<b>ILP/TLP Safety Outcomes</b>				
Incidence of Maltreatment	0.00%	Not Eligible		
Staff Training	70%	75%	8	6.00
<b>Safety Sub-Total</b>			<b>8</b>	<b>6.00</b>
<b>ILP/TLP Permanency Outcomes</b>				
Placement Stability	90%	92%	6	5.52
Sibling Contacts	1%	None Planned		
<b>Permanency Sub-Total</b>			<b>6</b>	<b>5.52</b>
<b>ILP/TLP Well-Being Outcomes</b>				
EPSDT Medical Visits	83%	100%	4	4.00
EPSDT Dental Visits	76%	100%	4	4.00
Academic Supports	68%	100%	3	3.00
Provider ECEM Visits	83%	100%	5	5.00
<b>Well-Being Sub-Total</b>			<b>16</b>	<b>16.00</b>
<b>ILP/TLP Specialty Outcomes</b>				
Academic/Career Development	78%	100%	10	10.00
Ind Living Skills Provision	70%	100%	15	15.00
Financial Independence	57%	100%	5	5.00
Community Connections	82%	100%	5	5.00
WTLP/Life Coach	78%	100%	15	15.00
<b>Specialty Sub-Total</b>			<b>50</b>	<b>50.00</b>
*Performance calculation descriptions can be found in the FY 2016 RBWO PBP Measurements and Standards Guide.				

<b>Monitoring &amp; Outcomes: Possible Points = 100</b>	<b>Points Earned = 97.52</b>
<b>Score Before Incentives Credit</b>	<b>97.52%</b>
<b>Incentives Awarded</b>	<b>10.00 pts</b>



**DHS, DFCS, Office of Provider Management**  
**Performance-Based Placement Measures**  
**RBWO Provider GA+SCORECARD - ILP/TLP**  
**Report Quarter: Q3 FY2016**



<b>PBP Verification</b>	<b>N/A pts</b>
<b>Total Score</b>	<b>107.52%</b>

**Provider/Program Name: Goshen Valley Foundation - Goshen New Beginnings ILP (5130) - CCI**

Program Census Information:		# Children in Care During Quarter: 24	# Placements During Quarter: 24	# Children in Care On Last Day: 16
ILP/TLP Incentive Credits	Avg Performance All ILP/TLPs (Points)	Provider Performance (%)*	Possible Points (Weight)	Provider Points Earned
No DJJ or DOC Involvement		98%	5	4.90
Extended Foster Care Services		Not Eligible	5	
Positive Permanency Connections		100%	5	5.00
High School Graduation/College Participation/Professional Certification		0%	20	0.00
Part-Time Employment with Medical Benefits		13%	20	2.60
Living Arrangements at Discharge		13%	20	2.60
Additional Academic Supports		100%	2	2.00
Additional IL Skills Provision		100%	5	5.00
Active Agency Accreditation		0%	4	0.00
Staff Clinical Licensure		0%	5	0.00
<b>Incentives Total</b>	<b>12.01</b>		<b>91</b>	<b>22.10</b>

\*Performance calculation descriptions can be found in the FY 2016 RBWO PBP Measurements and Standards Guide.

**Child Protective Services Investigations and Dispositions**

The following investigations data, which is not used for scoring but is considered significant to a provider's performance, is from Georgia SHINES and is not considered final or complete until the end of the fiscal year.

Total Reports:	0
Number Screened In:	0
Number Screened Out:	0
Number Substantiated:	0
Number Unsubstantiated:	0
Number Active CPS Investigations:	0



# **Performance-Based Placement Measures** **RBWO Provider GA+SCORECARD - ILP/TLP**

Report Quarter: Q3 FY2016

**Provider/Program Name: Greenbriar Children's Center - ILP Program (5118) - CCI**

711 Lincoln Street, Savannah, GA 31401

Phone: 912-349-2189

Vendor ID# 105891

Quarterly Scores (Grades)

Q1: 31.53 (F)

Q2: 26.38 (F)

Q3: 28.56 (F)

Q4: 28.07 (F)

Current Quarter Score (Grade)

**28.56%**

**(F)**

Program Census Information:

# Children in Care During Quarter: 6

# Placements During Quarter: 6

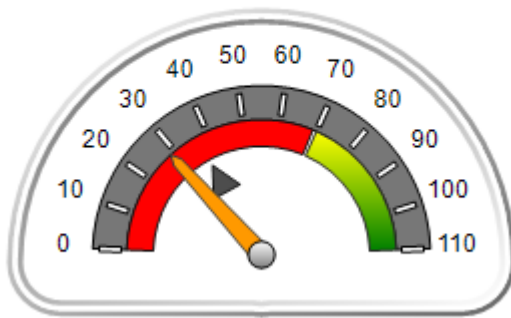
# Children in Care On Last Day: 4

## **Quarterly Provider Comparisons to All ILP/TLPs**

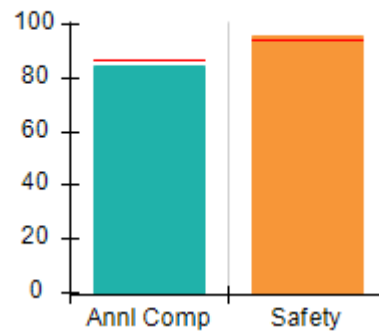
■■■■■■■■ indicates MalTx Threshold

▼ indicates average for all ILP/TLPs

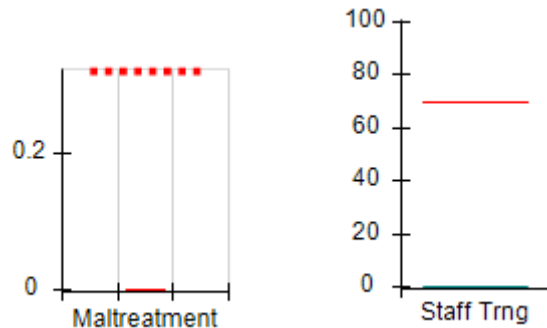
Overall Score (%)



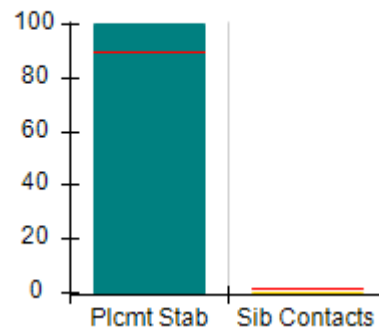
OPM Monitoring Reviews (%)



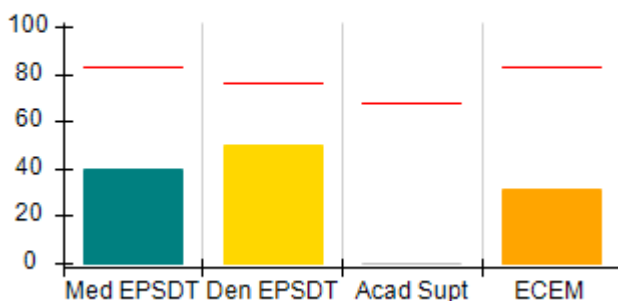
Safety Outcomes (%)



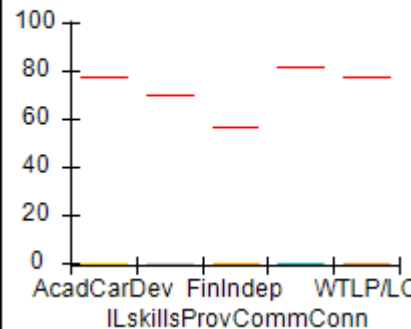
Permanency Outcomes (%)



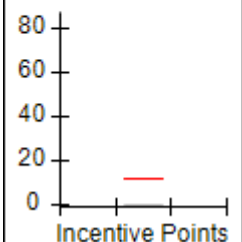
Well-Being Outcomes (%)



ILP/TLP Outcomes (%)



Incentives Earned (Points)







**Performance-Based Placement Measures  
RBWO Provider GA+SCORECARD - ILP/TLP**

**Report Quarter: Q3 FY2016**

<b>Provider/Program Name: Greenbriar Children's Center - ILP Program (5118) - CCI</b>				
<b>711 Lincoln Street, Savannah, GA 31401</b>		<b>Quarterly Scores (Grades)</b>		<b>Current Quarter Score (Grade)</b>
<b>Phone: 912-349-2189</b>		<b>Q1: 31.53 (F)</b>	<b>Q2: 26.38 (F)</b>	<b>28.56%</b>
<b>Vendor ID# 105891</b>		<b>Q3: 28.56 (F)</b>	<b>Q4: 28.07 (F)</b>	<b>(F)</b>
Program Census Information:		# Children in Care During Quarter: 6	# Placements During Quarter: 6	# Children in Care On Last Day: 4
	<b>Avg Performance All ILP/TLPs (%)</b>	<b>Provider Performance (%)*</b>	<b>Possible Points (Weight)</b>	<b>Provider Points Earned</b>
<b>OPM Monitoring Reviews</b>				
Annual Comprehensive Reviews	87%	84%	15	12.63
Safety Reviews	94%	96%	5	4.78
<b>Monitoring Sub-Total</b>			<b>20</b>	<b>17.41</b>
<b>ILP/TLP Safety Outcomes</b>				
Incidence of Maltreatment	0.00%	No Substantiated Reports	3	3.00
Staff Training	70%	0%	5	0.00
<b>Safety Sub-Total</b>			<b>8</b>	<b>3.00</b>
<b>ILP/TLP Permanency Outcomes</b>				
Placement Stability	90%	100%	3	3.00
Sibling Contacts	1%	0%	3	0.00
<b>Permanency Sub-Total</b>			<b>6</b>	<b>3.00</b>
<b>ILP/TLP Well-Being Outcomes</b>				
EPSDT Medical Visits	83%	40%	4	1.60
EPSDT Dental Visits	76%	50%	4	2.00
Academic Supports	68%	0%	3	0.00
Provider ECEM Visits	83%	31%	5	1.55
<b>Well-Being Sub-Total</b>			<b>16</b>	<b>5.15</b>
<b>ILP/TLP Specialty Outcomes</b>				
Academic/Career Development	78%	0%	10	0.00
Ind Living Skills Provision	70%	0%	15	0.00
Financial Independence	57%	0%	5	0.00
Community Connections	82%	0%	5	0.00
WTLP/Life Coach	78%	0%	15	0.00
<b>Specialty Sub-Total</b>			<b>50</b>	<b>0.00</b>
*Performance calculation descriptions can be found in the FY 2016 RBWO PBP Measurements and Standards Guide.				

<b>Monitoring &amp; Outcomes: Possible Points = 100</b>	<b>Points Earned = 28.56</b>
<b>Score Before Incentives Credit</b>	
<b>28.56%</b>	



## Performance-Based Placement Measures

### RBWO Provider GA+SCORECARD - ILP/TLP

Report Quarter: Q3 FY2016

<b>Incentives Awarded</b>	<b>00.00 pts</b>
<b>PBP Verification</b>	<b>0.00 pts</b>
<b>Total Score</b>	<b>28.56%</b>

**Provider/Program Name: Greenbriar Children's Center - ILP Program (5118) - CCI**

Program Census Information:		# Children in Care During Quarter: 6	# Placements During Quarter: 6	# Children in Care On Last Day: 4
ILP/TLP Incentive Credits	Avg Performance All ILP/TLPs (Points)	Provider Performance (%)*	Possible Points (Weight)	Provider Points Earned
No DJJ or DOC Involvement		0%	5	0.00
Extended Foster Care Services		Not Eligible	5	
Positive Permanency Connections		0%	5	0.00
High School Graduation/College Participation/Professional Certification		0%	20	0.00
Part-Time Employment with Medical Benefits		0%	20	0.00
Living Arrangements at Discharge		0%	20	0.00
Additional Academic Supports		0%	2	0.00
Additional IL Skills Provision		0%	5	0.00
Active Agency Accreditation		0%	4	0.00
Staff Clinical Licensure		0%	5	0.00
<b>Incentives Total</b>	<b>12.01</b>		<b>91</b>	<b>0.00</b>

\*Performance calculation descriptions can be found in the FY 2016 RBWO PBP Measurements and Standards Guide.

**Child Protective Services Investigations and Dispositions**

The following investigations data, which is not used for scoring but is considered significant to a provider's performance, is from Georgia SHINES and is not considered final or complete until the end of the fiscal year.

Total Reports:	0	
Number Screened In:	0	
Number Screened Out:	0	
Number Substantiated:	0	
Number Unsubstantiated:	0	
Number Active CPS Investigations:	0	



# **Performance-Based Placement Measures** **RBWO Provider GA+SCORECARD - ILP/TLP**

Report Quarter: Q3 FY2016

**Provider/Program Name: Gwinnett Children's Shelter - Girls Teen Development Program (1029) - CCI**

3840 Tuggle Rd, Buford, GA 30519

Phone: 678-546-8770

Vendor ID# 58926

**Quarterly Scores (Grades)**

**Current Quarter Score (Grade)**

Q1: 12.94 (F)

Q2: 12.94 (F)

**12.94%**

Q3: 12.94 (F)

Q4: 09.41 (F)

**(F)**

Program Census Information:

# Children in Care During Quarter: 1

# Placements During Quarter: 1

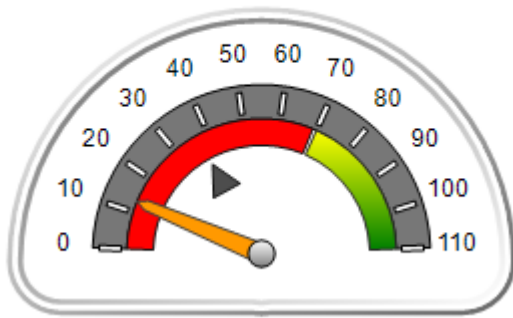
# Children in Care On Last Day: 1

## **Quarterly Provider Comparisons to All ILP/TLPs**

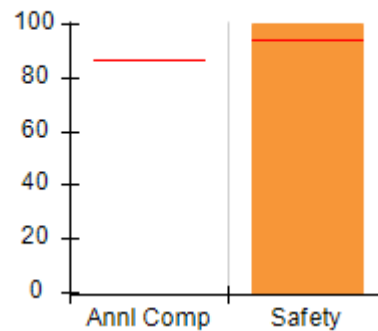
■■■■■■■■ indicates MalTx Threshold

▼ indicates average for all ILP/TLPs

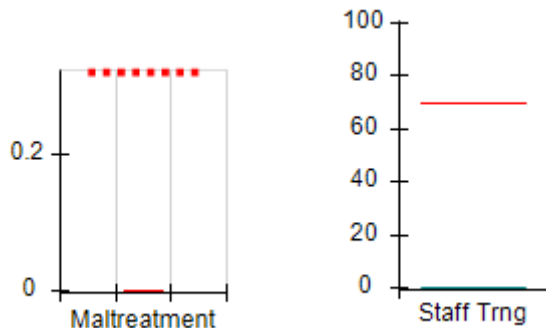
### **Overall Score (%)**



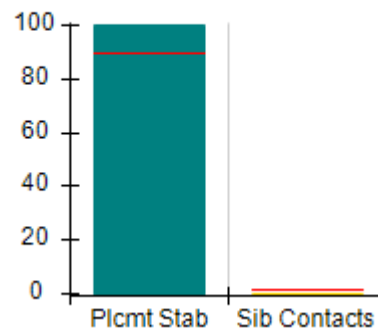
### **OPM Monitoring Reviews (%)**



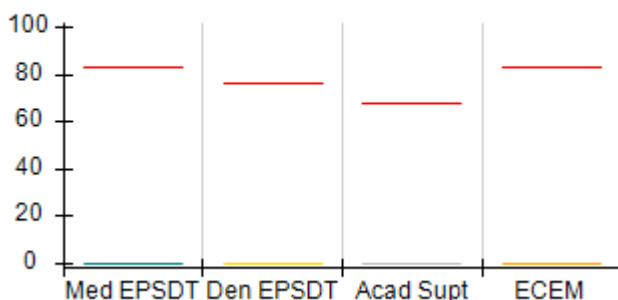
### **Safety Outcomes (%)**



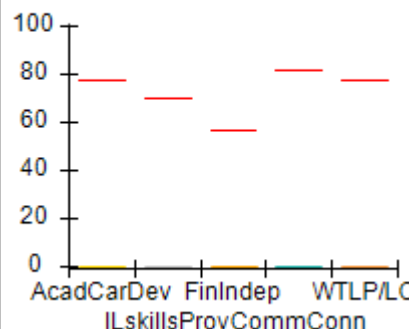
### **Permanency Outcomes (%)**



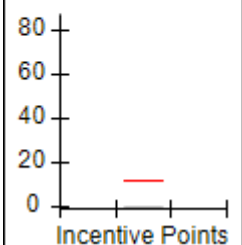
### **Well-Being Outcomes (%)**



### **ILP/TLP Outcomes (%)**



### **Incentives Earned (Points)**





# Performance-Based Placement Measures RBWO Provider GA+SCORECARD - ILP/TLP

Report Quarter: Q3 FY2016

**Provider/Program Name: Gwinnett Children's Shelter - Girls Teen Development Program (1029) - CCI**

<b>3840 Tuggle Rd, Buford, GA 30519</b>  <b>Phone: 678-546-8770</b>  <b>Vendor ID# 58926</b>	<b>Quarterly Scores (Grades)</b>		<b>Current Quarter Score (Grade)</b>
	<b>Q1: 12.94 (F)</b>	<b>Q2: 12.94 (F)</b>	<b>12.94%</b>
	<b>Q3: 12.94 (F)</b>	<b>Q4: 09.41 (F)</b>	<b>(F)</b>

Program Census Information:	# Children in Care During Quarter: 1	# Placements During Quarter: 1	# Children in Care On Last Day: 1
-----------------------------	--------------------------------------	--------------------------------	-----------------------------------

	<b>Avg Performance All ILP/TLPs (%)</b>	<b>Provider Performance (%)*</b>	<b>Possible Points (Weight)</b>	<b>Provider Points Earned</b>
--	---	----------------------------------	---------------------------------	-------------------------------

**OPM Monitoring Reviews**

Annual Comprehensive Reviews	87%	Not Yet Conducted		
Safety Reviews	94%	100%	5	5.00
<b>Monitoring Sub-Total</b>			<b>5</b>	<b>5.00</b>

**ILP/TLP Safety Outcomes**

Incidence of Maltreatment	0.00%	No Substantiated Reports	3	3.00
Staff Training	70%	0%	5	0.00
<b>Safety Sub-Total</b>			<b>8</b>	<b>3.00</b>

**ILP/TLP Permanency Outcomes**

Placement Stability	90%	100%	3	3.00
Sibling Contacts	1%	0%	3	0.00
<b>Permanency Sub-Total</b>			<b>6</b>	<b>3.00</b>

**ILP/TLP Well-Being Outcomes**

EPSDT Medical Visits	83%	0%	4	0.00
EPSDT Dental Visits	76%	0%	4	0.00
Academic Supports	68%	0%	3	0.00
Provider ECEM Visits	83%	0%	5	0.00
<b>Well-Being Sub-Total</b>			<b>16</b>	<b>0.00</b>

**ILP/TLP Specialty Outcomes**

Academic/Career Development	78%	0%	10	0.00
Ind Living Skills Provision	70%	0%	15	0.00
Financial Independence	57%	0%	5	0.00
Community Connections	82%	0%	5	0.00
WTLP/Life Coach	78%	0%	15	0.00
<b>Specialty Sub-Total</b>			<b>50</b>	<b>0.00</b>

\*Performance calculation descriptions can be found in the FY 2016 RBWO PBP Measurements and Standards Guide.

<b>Monitoring &amp; Outcomes: Possible Points = 85</b>	<b>Points Earned = 11.00</b>
<b>Score Before Incentives Credit</b>	
<b>12.94%</b>	



# Performance-Based Placement Measures RBWO Provider GA+SCORECARD - ILP/TLP

Report Quarter: Q3 FY2016

Incentives Awarded	00.00 pts
PBP Verification	N/A pts
<b>Total Score</b>	<b>12.94%</b>

## Provider/Program Name: Gwinnett Children's Shelter - Girls Teen Development Program (1029) - CCI

Program Census Information:		# Children in Care During Quarter: 1	# Placements During Quarter: 1	# Children in Care On Last Day: 1
ILP/TLP Incentive Credits	Avg Performance All ILP/TLPs (Points)	Provider Performance (%)*	Possible Points (Weight)	Provider Points Earned
No DJJ or DOC Involvement		0%	5	0.00
Extended Foster Care Services		0%	5	0.00
Positive Permanency Connections		0%	5	0.00
High School Graduation/College Participation/Professional Certification		0%	20	0.00
Part-Time Employment with Medical Benefits		Not Eligible	20	
Living Arrangements at Discharge		Not Eligible	20	
Additional Academic Supports		0%	2	0.00
Additional IL Skills Provision		0%	5	0.00
Active Agency Accreditation		0%	4	0.00
Staff Clinical Licensure		0%	5	0.00
<b>Incentives Total</b>	<b>12.01</b>		<b>91</b>	<b>0.00</b>

\*Performance calculation descriptions can be found in the FY 2016 RBWO PBP Measurements and Standards Guide.

## Child Protective Services Investigations and Dispositions

The following investigations data, which is not used for scoring but is considered significant to a provider's performance, is from Georgia SHINES and is not considered final or complete until the end of the fiscal year.

Total Reports:	0	
Number Screened In:	0	
Number Screened Out:	0	
Number Substantiated:	0	
Number Unsubstantiated:	0	
Number Active CPS Investigations:	0	



## Performance-Based Placement Measures RBWO Provider GA+SCORECARD - ILP/TLP

Report Quarter: Q3 FY2016

**Provider/Program Name: Haven Heart's Community Development Center - Have A Heart For Haven (5151) - CCI**

950 Lake Ridge Pkwy, Riverdale, GA 30296

Phone: 770-485-2202

Vendor ID# 115564

### Quarterly Scores (Grades)

Q1: 84.00 (B)

Q2: 91.18 (A-)

Q3: 94.66 (A)

Q4: 91.60 (A-)

### Current Quarter Score (Grade)

94.66%

(A)

Program Census Information:

# Children in Care During Quarter: 5

# Placements During Quarter: 5

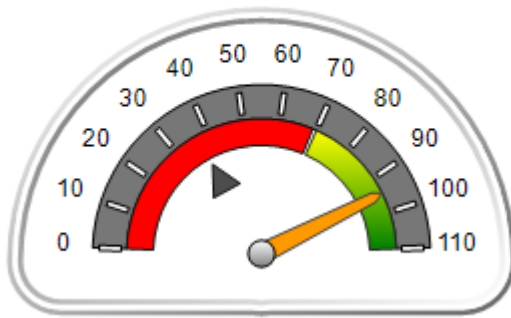
# Children in Care On Last Day: 4

### Quarterly Provider Comparisons to All ILP/TLPs

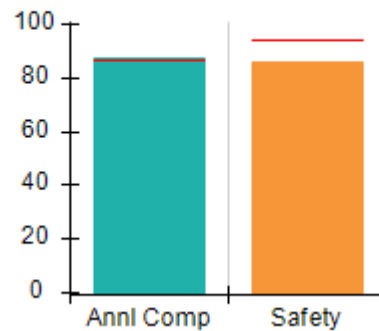
■■■■■■■■ indicates MalTx Threshold

▼ indicates average for all ILP/TLPs

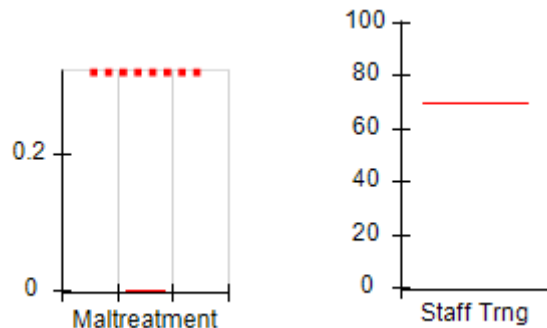
#### Overall Score (%)



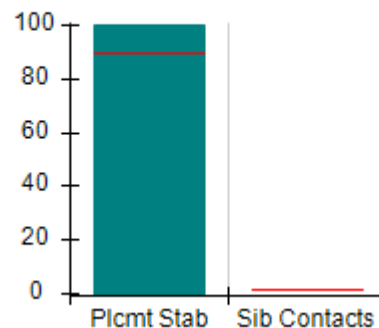
#### OPM Monitoring Reviews (%)



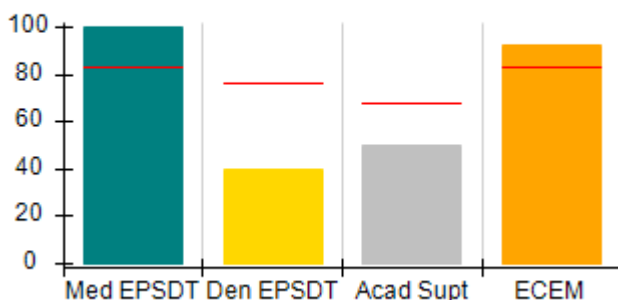
#### Safety Outcomes (%)



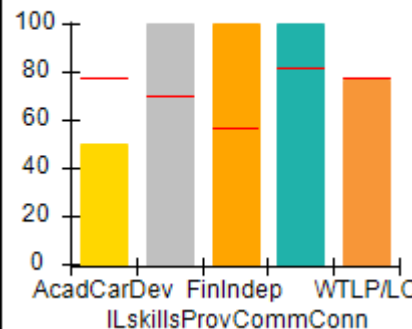
#### Permanency Outcomes (%)



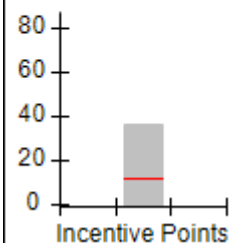
#### Well-Being Outcomes (%)



#### ILP/TLP Outcomes (%)



#### Incentives Earned (Points)





## Performance-Based Placement Measures RBWO Provider GA+SCORECARD - ILP/TLP

Report Quarter: Q3 FY2016

**Provider/Program Name: Haven Heart's Community Development Center - Have A Heart For Haven (5151) - CCI**

<b>950 Lake Ridge Pkwy, Riverdale, GA 30296</b>  <b>Phone: 770-485-2202</b>  <b>Vendor ID# 115564</b>	<b>Quarterly Scores (Grades)</b>		<b>Current Quarter Score (Grade)</b>
	<b>Q1: 84.00 (B)</b>	<b>Q2: 91.18 (A-)</b>	<b>94.66%</b>
	<b>Q3: 94.66 (A)</b>	<b>Q4: 91.60 (A-)</b>	<b>(A)</b>

Program Census Information:	# Children in Care During Quarter: 5	# Placements During Quarter: 5	# Children in Care On Last Day: 4
-----------------------------	--------------------------------------	--------------------------------	-----------------------------------

	<b>Avg Performance All ILP/TLPs (%)</b>	<b>Provider Performance (%)*</b>	<b>Possible Points (Weight)</b>	<b>Provider Points Earned</b>
--	---	----------------------------------	---------------------------------	-------------------------------

**OPM Monitoring Reviews**

Annual Comprehensive Reviews	87%	87%	15	13.10
Safety Reviews	94%	86%	5	4.31
<b>Monitoring Sub-Total</b>			<b>20</b>	<b>17.41</b>

**ILP/TLP Safety Outcomes**

Incidence of Maltreatment	0.00%	No Substantiated Reports	8	8.00
Staff Training	70%	Not Eligible		
<b>Safety Sub-Total</b>			<b>8</b>	<b>8.00</b>

**ILP/TLP Permanency Outcomes**

Placement Stability	90%	100%	6	6.00
Sibling Contacts	1%	None Planned		
<b>Permanency Sub-Total</b>			<b>6</b>	<b>6.00</b>

**ILP/TLP Well-Being Outcomes**

EPSDT Medical Visits	83%	100%	4	4.00
EPSDT Dental Visits	76%	40%	4	1.60
Academic Supports	68%	50%	3	1.50
Provider ECEM Visits	83%	92%	5	4.60
<b>Well-Being Sub-Total</b>			<b>16</b>	<b>11.70</b>

**ILP/TLP Specialty Outcomes**

Academic/Career Development	78%	50%	10	5.00
Ind Living Skills Provision	70%	100%	15	15.00
Financial Independence	57%	100%	5	5.00
Community Connections	82%	100%	5	5.00
WTLP/Life Coach	78%	77%	15	11.55
<b>Specialty Sub-Total</b>			<b>50</b>	<b>41.55</b>

\*Performance calculation descriptions can be found in the FY 2016 RBWO PBP Measurements and Standards Guide.

<b>Monitoring &amp; Outcomes: Possible Points = 100</b>	<b>Points Earned = 84.66</b>
<b>Score Before Incentives Credit</b>	
<b>84.66%</b>	



## Performance-Based Placement Measures

### RBWO Provider GA+SCORECARD - ILP/TLP

Report Quarter: Q3 FY2016

<b>Incentives Awarded</b>	<b>10.00 pts</b>
<b>PBP Verification</b>	<b>0.00 pts</b>
<b>Total Score</b>	<b>94.66%</b>

#### Provider/Program Name: Haven Heart's Community Development Center - Have A Heart For Haven (5151) - CCI

Program Census Information:		# Children in Care During Quarter: 5	# Placements During Quarter: 5	# Children in Care On Last Day: 4
ILP/TLP Incentive Credits	Avg Performance All ILP/TLPs (Points)	Provider Performance (%)*	Possible Points (Weight)	Provider Points Earned
No DJJ or DOC Involvement		92%	5	4.60
Extended Foster Care Services		0%	5	0.00
Positive Permanency Connections		50%	5	2.50
High School Graduation/College Participation/Professional Certification		20%	20	4.00
Part-Time Employment with Medical Benefits		0%	20	0.00
Living Arrangements at Discharge		100%	20	20.00
Additional Academic Supports		25%	2	0.50
Additional IL Skills Provision		75%	5	3.75
Active Agency Accreditation		0%	4	0.00
Staff Clinical Licensure		10%	5	0.50
<b>Incentives Total</b>	<b>12.01</b>		<b>91</b>	<b>35.85</b>

\*Performance calculation descriptions can be found in the FY 2016 RBWO PBP Measurements and Standards Guide.

#### Child Protective Services Investigations and Dispositions

The following investigations data, which is not used for scoring but is considered significant to a provider's performance, is from Georgia SHINES and is not considered final or complete until the end of the fiscal year.

Total Reports:	0	
Number Screened In:	0	
Number Screened Out:	0	
Number Substantiated:	0	
Number Unsubstantiated:	0	
Number Active CPS Investigations:	0	





## Performance-Based Placement Measures RBWO Provider GA+SCORECARD - ILP/TLP

Report Quarter: Q3 FY2016

**Provider/Program Name: Haven Heart's Community Development Center - Making A Difference (5152) - CCI**

512 King Arnold Street, Atlanta, GA 30354

Phone: 770-485-2202

Vendor ID# 115565

Quarterly Scores (Grades)

Current Quarter Score (Grade)

Q1: 92.30 (A-)

Q2: 89.62 (B+)

90.29%

Q3: 90.29 (A-)

Q4: 98.37 (A+)

(A-)

Program Census Information:

# Children in Care During Quarter: 5

# Placements During Quarter: 5

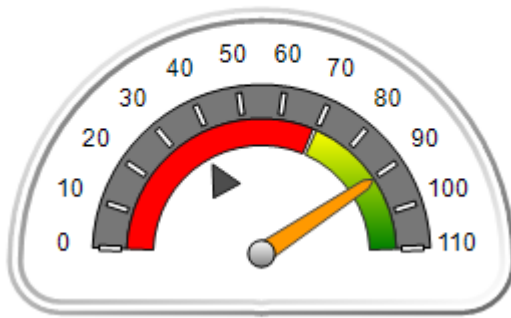
# Children in Care On Last Day: 4

### Quarterly Provider Comparisons to All ILP/TLPs

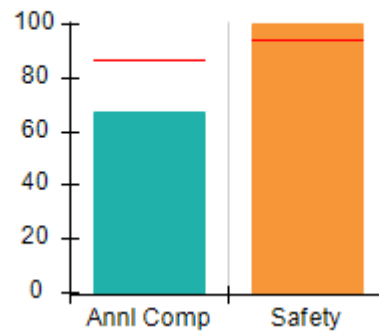
■■■■■■■■ indicates MalTx Threshold

▼ indicates average for all ILP/TLPs

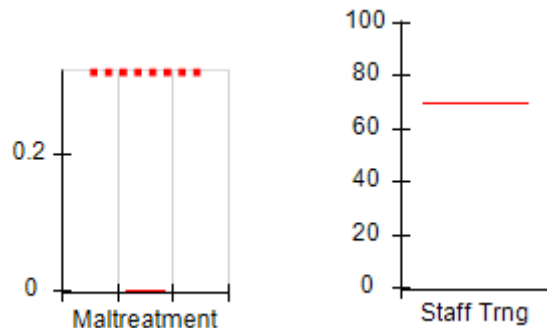
Overall Score (%)



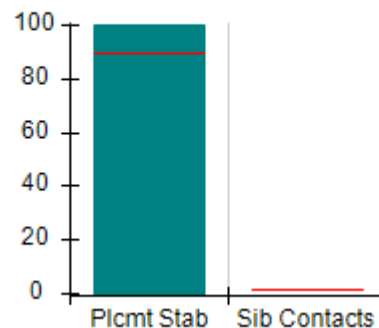
OPM Monitoring Reviews (%)



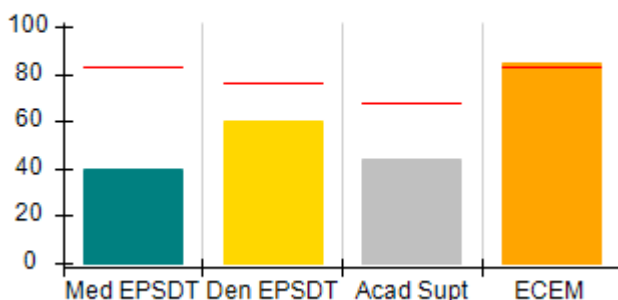
Safety Outcomes (%)



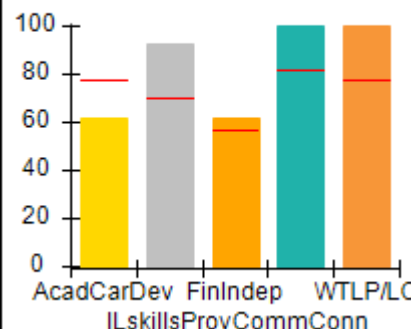
Permanency Outcomes (%)



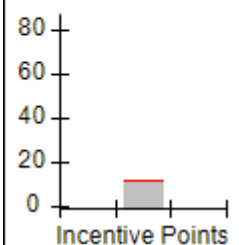
Well-Being Outcomes (%)



ILP/TLP Outcomes (%)



Incentives Earned (Points)





# Performance-Based Placement Measures RBWO Provider GA+SCORECARD - ILP/TLP

Report Quarter: Q3 FY2016

Provider/Program Name: Haven Heart's Community Development Center - Making A Difference (5152) - CCI				
512 King Arnold Street, Atlanta, GA 30354		Quarterly Scores (Grades)		Current Quarter Score (Grade)
Phone: 770-485-2202		Q1: 92.30 (A-)	Q2: 89.62 (B+)	90.29% (A-)
Vendor ID# 115565		Q3: 90.29 (A-)	Q4: 98.37 (A+)	
Program Census Information:		# Children in Care During Quarter: 5	# Placements During Quarter: 5	# Children in Care On Last Day: 4
	Avg Performance All ILP/TLPs (%)	Provider Performance (%)*	Possible Points (Weight)	Provider Points Earned
<b>OPM Monitoring Reviews</b>				
Annual Comprehensive Reviews	87%	67%	15	10.05
Safety Reviews	94%	100%	5	5.00
<b>Monitoring Sub-Total</b>			<b>20</b>	<b>15.05</b>
<b>ILP/TLP Safety Outcomes</b>				
Incidence of Maltreatment	0.00%	Not Eligible		
Staff Training	70%	Not Eligible		
<b>Safety Sub-Total</b>			<b>N/A</b>	
<b>ILP/TLP Permanency Outcomes</b>				
Placement Stability	90%	100%	6	6.00
Sibling Contacts	1%	None Planned		
<b>Permanency Sub-Total</b>			<b>6</b>	<b>6.00</b>
<b>ILP/TLP Well-Being Outcomes</b>				
EPSDT Medical Visits	83%	40%	4	1.60
EPSDT Dental Visits	76%	60%	4	2.40
Academic Supports	68%	44%	3	1.32
Provider ECEM Visits	83%	85%	5	4.25
<b>Well-Being Sub-Total</b>			<b>16</b>	<b>9.57</b>
<b>ILP/TLP Specialty Outcomes</b>				
Academic/Career Development	78%	62%	10	6.20
Ind Living Skills Provision	70%	93%	15	13.95
Financial Independence	57%	62%	5	3.10
Community Connections	82%	100%	5	5.00
WTLP/Life Coach	78%	100%	15	15.00
<b>Specialty Sub-Total</b>			<b>50</b>	<b>43.25</b>
*Performance calculation descriptions can be found in the FY 2016 RBWO PBP Measurements and Standards Guide.				

<b>Monitoring &amp; Outcomes: Possible Points = 92</b>	<b>Points Earned = 73.87</b>
<b>Score Before Incentives Credit</b>	<b>80.29%</b>
<b>Incentives Awarded</b>	<b>10.00 pts</b>



**DHS, DFCS, Office of Provider Management**  
**Performance-Based Placement Measures**  
**RBWO Provider GA+SCORECARD - ILP/TLP**  
**Report Quarter: Q3 FY2016**



<b>PBP Verification</b>	<b>N/A pts</b>
<b>Total Score</b>	<b>90.29%</b>

**Provider/Program Name: Haven Heart's Community Development Center - Making A Difference (5152) - CCI**

Program Census Information:		# Children in Care During Quarter: 5	# Placements During Quarter: 5	# Children in Care On Last Day: 4
ILP/TLP Incentive Credits	Avg Performance All ILP/TLPs (Points)	Provider Performance (%)*	Possible Points (Weight)	Provider Points Earned
No DJJ or DOC Involvement		92%	5	4.60
Extended Foster Care Services		Not Eligible	5	
Positive Permanency Connections		50%	5	2.50
High School Graduation/College Participation/Professional Certification		0%	20	0.00
Part-Time Employment with Medical Benefits		0%	20	0.00
Living Arrangements at Discharge		0%	20	0.00
Additional Academic Supports		0%	2	0.00
Additional IL Skills Provision		85%	5	4.25
Active Agency Accreditation		0%	4	0.00
Staff Clinical Licensure		10%	5	0.50
<b>Incentives Total</b>	<b>12.01</b>		<b>91</b>	<b>11.85</b>

\*Performance calculation descriptions can be found in the FY 2016 RBWO PBP Measurements and Standards Guide.

**Child Protective Services Investigations and Dispositions**

The following investigations data, which is not used for scoring but is considered significant to a provider's performance, is from Georgia SHINES and is not considered final or complete until the end of the fiscal year.

Total Reports:	0	
Number Screened In:	0	
Number Screened Out:	0	
Number Substantiated:	0	
Number Unsubstantiated:	0	
Number Active CPS Investigations:	0	



# **Performance-Based Placement Measures** **RBWO Provider GA+SCORECARD - ILP/TLP**

Report Quarter: Q3 FY2016

**Provider/Program Name: House of Dawn - ILP (5155) - CCI**

7469 Caribou Trail, Jonesboro, GA 30295

Phone: 770-477-2385

Vendor ID# 118207

Quarterly Scores (Grades)

Current Quarter Score (Grade)

Q1: 00.00 (F)

Q2: 100.00 (A+)

100.00%

Q3: 100.00 (A+)

Q4: 100.00 (A+)

(A+)

Program Census Information:

# Children in Care During Quarter: 0

# Placements During Quarter: 0

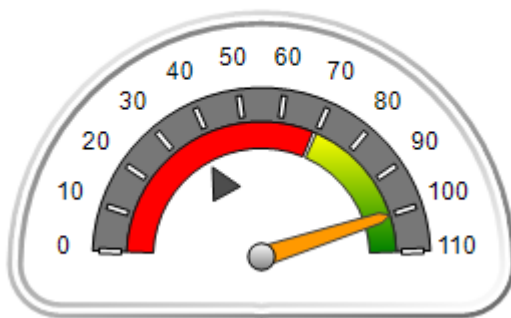
# Children in Care On Last Day: 0

## **Quarterly Provider Comparisons to All ILP/TLPs**

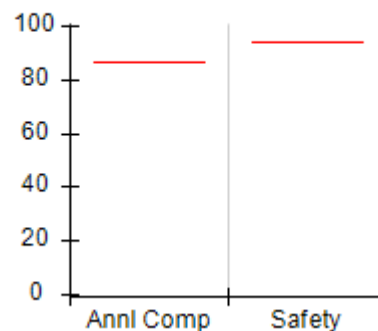
■■■■■■■■ indicates MalTx Threshold

▼ indicates average for all ILP/TLPs

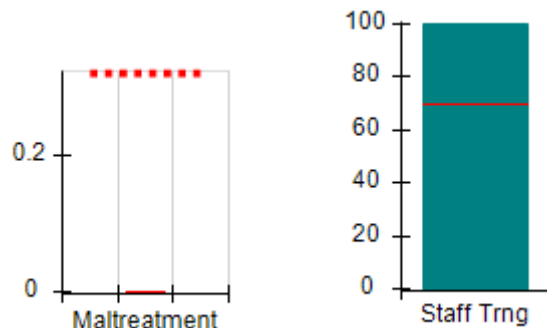
Overall Score (%)



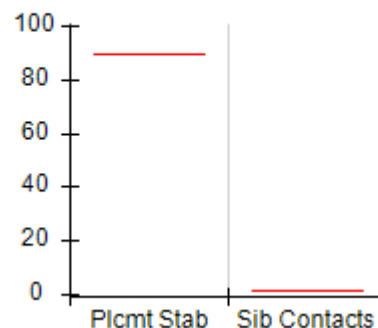
OPM Monitoring Reviews (%)




Safety Outcomes (%)



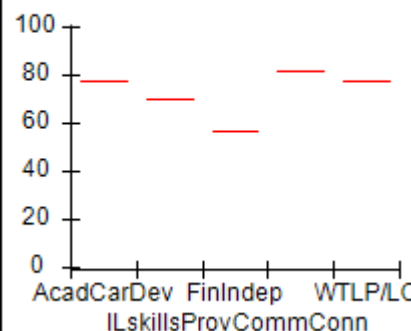
Permanency Outcomes (%)



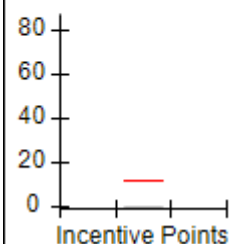
Well-Being Outcomes (%)



ILP/TLP Outcomes (%)



Incentives Earned (Points)





# Performance-Based Placement Measures

## RBWO Provider GA+SCORECARD - ILP/TLP

Report Quarter: Q3 FY2016

**Provider/Program Name: House of Dawn - ILP (5155) - CCI**

<b>7469 Caribou Trail, Jonesboro, GA 30295</b>  <b>Phone: 770-477-2385</b>  <b>Vendor ID# 118207</b>	Quarterly Scores (Grades)		Current Quarter Score (Grade)
	Q1: 00.00 (F)	Q2: 100.00 (A+)	<b>100.00%</b> <b>(A+)</b>
	Q3: 100.00 (A+)	Q4: 100.00 (A+)	

Program Census Information:	# Children in Care During Quarter: 0	# Placements During Quarter: 0	# Children in Care On Last Day: 0
-----------------------------	--------------------------------------	--------------------------------	-----------------------------------

	Avg Performance All ILP/TLPs (%)	Provider Performance (%)*	Possible Points (Weight)	Provider Points Earned
--	----------------------------------	---------------------------	--------------------------	------------------------

**OPM Monitoring Reviews**

Annual Comprehensive Reviews	87%	Not Yet Conducted		
Safety Reviews	94%	Not Yet Conducted		
<b>Monitoring Sub-Total</b>				<b>0.00</b>

**ILP/TLP Safety Outcomes**

Incidence of Maltreatment	0.00%	Not Eligible		
Staff Training	70%	100%	8	8.00
<b>Safety Sub-Total</b>			<b>8</b>	<b>8.00</b>

**ILP/TLP Permanency Outcomes**

Placement Stability	90%	Not Eligible		
Sibling Contacts	1%	None Planned		
<b>Permanency Sub-Total</b>			<b>N/A</b>	

**ILP/TLP Well-Being Outcomes**

EPSDT Medical Visits	83%	Not Eligible		
EPSDT Dental Visits	76%	Not Eligible		
Academic Supports	68%	Not Eligible		
Provider ECEM Visits	83%	Not Eligible		
<b>Well-Being Sub-Total</b>			<b>N/A</b>	

**ILP/TLP Specialty Outcomes**

Academic/Career Development	78%	Not Eligible		
Ind Living Skills Provision	70%	Not Eligible		
Financial Independence	57%	Not Eligible		
Community Connections	82%	Not Eligible		
WTLP/Life Coach	78%	Not Eligible		
<b>Specialty Sub-Total</b>			<b>N/A</b>	

\*Performance calculation descriptions can be found in the FY 2016 RBWO PBP Measurements and Standards Guide.

<b>Monitoring &amp; Outcomes: Possible Points = 8</b>	<b>Points Earned = 08.00</b>
<b>Score Before Incentives Credit</b>	<b>100.00%</b>
<b>Incentives Awarded</b>	<b>00.00 pts</b>



**DHS, DFCS, Office of Provider Management**  
**Performance-Based Placement Measures**  
**RBWO Provider GA+SCORECARD - ILP/TLP**  
**Report Quarter: Q3 FY2016**



<b>PBP Verification</b>	<b>N/A pts</b>
<b>Total Score</b>	<b>100.00%</b>

**Provider/Program Name: House of Dawn - ILP (5155) - CCI**

Program Census Information:		# Children in Care During Quarter: 0	# Placements During Quarter: 0	# Children in Care On Last Day: 0
ILP/TLP Incentive Credits	Avg Performance All ILP/TLPs (Points)	Provider Performance (%)*	Possible Points (Weight)	Provider Points Earned
No DJJ or DOC Involvement		Not Eligible	5	
Extended Foster Care Services		Not Eligible	5	
Positive Permanency Connections		Not Eligible	5	
High School Graduation/College Participation/Professional Certification		Not Eligible	20	
Part-Time Employment with Medical Benefits		Not Eligible	20	
Living Arrangements at Discharge		Not Eligible	20	
Additional Academic Supports		Not Eligible	2	
Additional IL Skills Provision		Not Eligible	5	
Active Agency Accreditation		0%	4	0.00
Staff Clinical Licensure		0%	5	0.00
<b>Incentives Total</b>	<b>12.01</b>		<b>91</b>	<b>0.00</b>

\*Performance calculation descriptions can be found in the FY 2016 RBWO PBP Measurements and Standards Guide.

**Child Protective Services Investigations and Dispositions**

The following investigations data, which is not used for scoring but is considered significant to a provider's performance, is from Georgia SHINES and is not considered final or complete until the end of the fiscal year.

Total Reports:	0	
Number Screened In:	0	
Number Screened Out:	0	
Number Substantiated:	0	
Number Unsubstantiated:	0	
Number Active CPS Investigations:	0	



# Performance-Based Placement Measures RBWO Provider GA+SCORECARD - ILP/TLP

Report Quarter: Q3 FY2016

**Provider/Program Name: Life Skills Community Center - (5204) - CCI**

975 Cobb Place Blvd., Atlanta, GA 30144

Phone: 404-918-0908

Vendor ID# 132893

Quarterly Scores (Grades)

Current Quarter Score (Grade)

Q1: (N/A)

Q2: 100.00 (A+)

23.75%

Q3: 23.75 (F)

Q4: 66.96 (D)

(F)

Program Census Information:

# Children in Care During Quarter: 1

# Placements During Quarter: 1

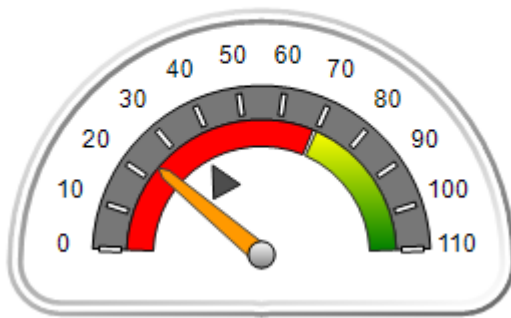
# Children in Care On Last Day: 2

## Quarterly Provider Comparisons to All ILP/TLPs

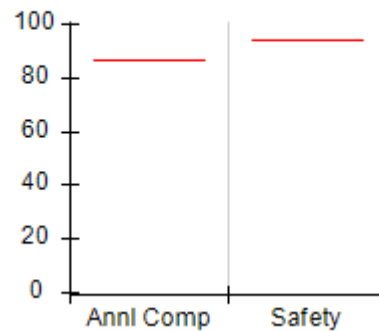
■■■■■■■■ indicates MalTx Threshold

▼ indicates average for all ILP/TLPs

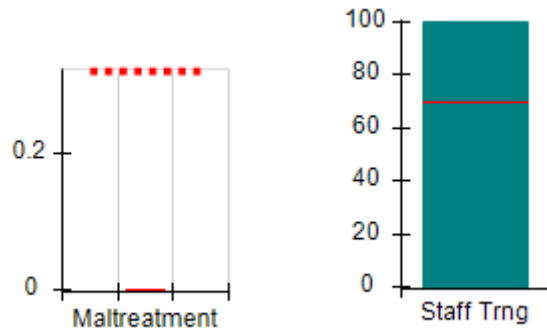
Overall Score (%)



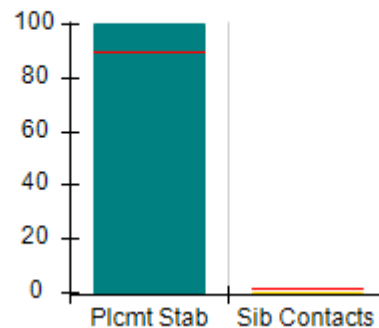
OPM Monitoring Reviews (%)



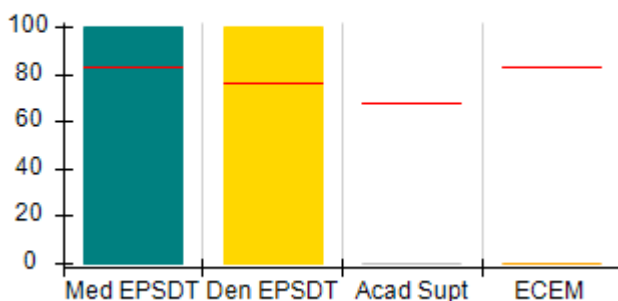
Safety Outcomes (%)



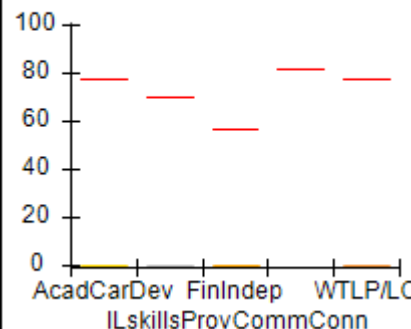
Permanency Outcomes (%)



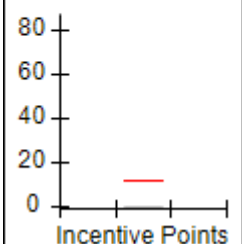
Well-Being Outcomes (%)



ILP/TLP Outcomes (%)



Incentives Earned (Points)





# Performance-Based Placement Measures RBWO Provider GA+SCORECARD - ILP/TLP

Report Quarter: Q3 FY2016

**Provider/Program Name: Life Skills Community Center - (5204) - CCI**

<b>975 Cobb Place Blvd., Atlanta, GA 30144</b>  <b>Phone: 404-918-0908</b>  <b>Vendor ID# 132893</b>		<b>Quarterly Scores (Grades)</b>		<b>Current Quarter Score (Grade)</b>
		<b>Q1: (N/A)</b>	<b>Q2: 100.00 (A+)</b>	<b>23.75%</b> <b>(F)</b>
		<b>Q3: 23.75 (F)</b>	<b>Q4: 66.96 (D)</b>	
Program Census Information:		# Children in Care During Quarter: 1	# Placements During Quarter: 1	# Children in Care On Last Day: 2
	<b>Avg Performance All ILP/TLPs (%)</b>	<b>Provider Performance (%)*</b>	<b>Possible Points (Weight)</b>	<b>Provider Points Earned</b>
<b>OPM Monitoring Reviews</b>				
Annual Comprehensive Reviews	87%	Not Yet Conducted		
Safety Reviews	94%	Not Yet Conducted		
<b>Monitoring Sub-Total</b>				<b>0.00</b>
<b>ILP/TLP Safety Outcomes</b>				
Incidence of Maltreatment	0.00%	Not Eligible		
Staff Training	70%	100%	8	8.00
<b>Safety Sub-Total</b>			<b>8</b>	<b>8.00</b>
<b>ILP/TLP Permanency Outcomes</b>				
Placement Stability	90%	100%	3	3.00
Sibling Contacts	1%	0%	3	0.00
<b>Permanency Sub-Total</b>			<b>6</b>	<b>3.00</b>
<b>ILP/TLP Well-Being Outcomes</b>				
EPSDT Medical Visits	83%	100%	4	4.00
EPSDT Dental Visits	76%	100%	4	4.00
Academic Supports	68%	0%	3	0.00
Provider ECEM Visits	83%	0%	5	0.00
<b>Well-Being Sub-Total</b>			<b>16</b>	<b>8.00</b>
<b>ILP/TLP Specialty Outcomes</b>				
Academic/Career Development	78%	0%	11.1	0.00
Ind Living Skills Provision	70%	0%	16.7	0.00
Financial Independence	57%	0%	5.6	0.00
Community Connections	82%	Not Eligible		
WTLP/Life Coach	78%	0%	16.7	0.00
<b>Specialty Sub-Total</b>			<b>50</b>	<b>0.00</b>
*Performance calculation descriptions can be found in the FY 2016 RBWO PBP Measurements and Standards Guide.				

<b>Monitoring &amp; Outcomes: Possible Points = 80</b>	<b>Points Earned = 19.00</b>
<b>Score Before Incentives Credit</b>	<b>23.75%</b>
<b>Incentives Awarded</b>	<b>00.00 pts</b>





**DHS, DFCS, Office of Provider Management**  
**Performance-Based Placement Measures**  
**RBWO Provider GA+SCORECARD - ILP/TLP**  
**Report Quarter: Q3 FY2016**



<b>PBP Verification</b>	<b>N/A pts</b>
<b>Total Score</b>	<b>23.75%</b>

**Provider/Program Name: Life Skills Community Center - (5204) - CCI**

Program Census Information:		# Children in Care During Quarter: 1	# Placements During Quarter: 1	# Children in Care On Last Day: 2
ILP/TLP Incentive Credits	Avg Performance All ILP/TLPs (Points)	Provider Performance (%)*	Possible Points (Weight)	Provider Points Earned
No DJJ or DOC Involvement		0%	5	0.00
Extended Foster Care Services		Not Eligible	5	
Positive Permanency Connections		Not Eligible	5	
High School Graduation/College Participation/Professional Certification		0%	20	0.00
Part-Time Employment with Medical Benefits		Not Eligible	20	
Living Arrangements at Discharge		Not Eligible	20	
Additional Academic Supports		0%	2	0.00
Additional IL Skills Provision		0%	5	0.00
Active Agency Accreditation		0%	4	0.00
Staff Clinical Licensure		0%	5	0.00
<b>Incentives Total</b>	<b>12.01</b>		<b>91</b>	<b>0.00</b>

\*Performance calculation descriptions can be found in the FY 2016 RBWO PBP Measurements and Standards Guide.

**Child Protective Services Investigations and Dispositions**

The following investigations data, which is not used for scoring but is considered significant to a provider's performance, is from Georgia SHINES and is not considered final or complete until the end of the fiscal year.

Total Reports:	0	
Number Screened In:	0	
Number Screened Out:	0	
Number Substantiated:	0	
Number Unsubstantiated:	0	
Number Active CPS Investigations:	0	



# **Performance-Based Placement Measures** **RBWO Provider GA+SCORECARD - ILP/TLP**

Report Quarter: Q3 FY2016

**Provider/Program Name: Little Debbie's Second Chance Home, Inc. - TLP (967) - CCI**

3900 Leprechaun Court, Decatur, GA 30034

Phone: 770-686-5169

Vendor ID# 35447

Quarterly Scores (Grades)

Q1: 107.06 (A+)

Q2: 108.12 (A+)

Q3: 108.72 (A+)

Q4: 101.50 (A+)

Current Quarter Score (Grade)

**108.72%**

**(A+)**

Program Census Information:

# Children in Care During Quarter: 6

# Placements During Quarter: 6

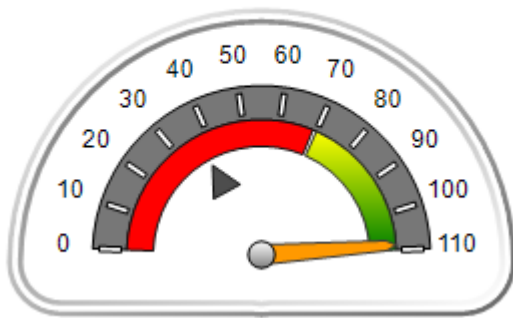
# Children in Care On Last Day: 6

## **Quarterly Provider Comparisons to All ILP/TLPs**

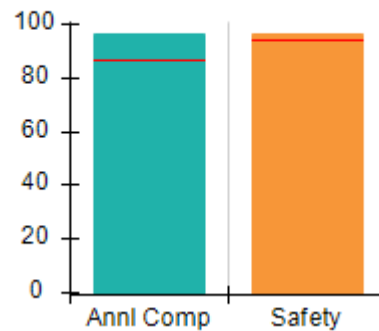
■■■■■■■■ indicates MalTx Threshold

▼ — indicates average for all ILP/TLPs

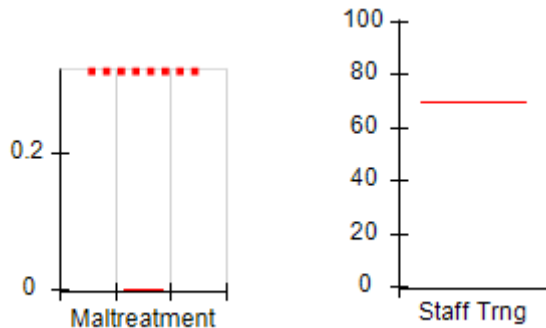
Overall Score (%)



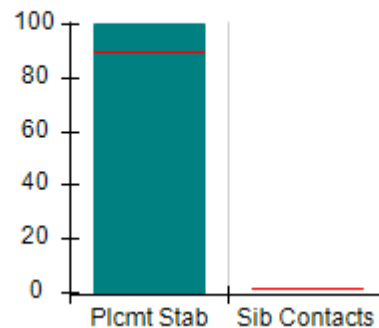
OPM Monitoring Reviews (%)



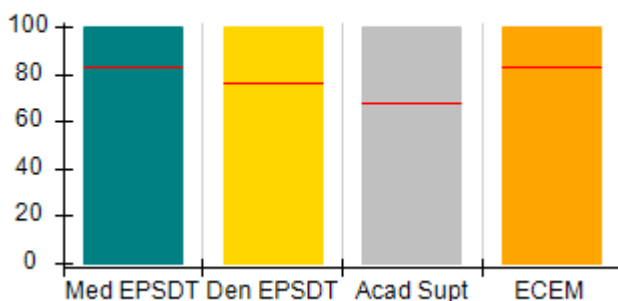
Safety Outcomes (%)



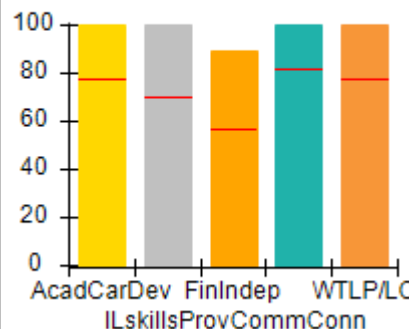
Permanency Outcomes (%)



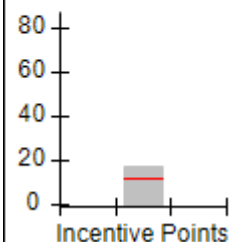
Well-Being Outcomes (%)



ILP/TLP Outcomes (%)



Incentives Earned (Points)





# Performance-Based Placement Measures

## RBWO Provider GA+SCORECARD - ILP/TLP

Report Quarter: Q3 FY2016

**Provider/Program Name: Little Debbie's Second Chance Home, Inc. - TLP (967) - CCI****3900 Leprechaun Court, Decatur, GA 30034****Phone: 770-686-5169****Vendor ID# 35447****Quarterly Scores (Grades)****Current Quarter Score (Grade)****Q1: 107.06 (A+)****Q2: 108.12 (A+)****108.72%****Q3: 108.72 (A+)****Q4: 101.50 (A+)****(A+)**

Program Census Information:

# Children in Care During  
Quarter: 6# Placements During  
Quarter: 6# Children in Care On  
Last Day: 6Avg  
Performance All  
ILP/TLPs (%)Provider  
Performance (%)\*Possible Points  
(Weight)Provider Points  
Earned**OPM Monitoring Reviews**

Annual Comprehensive Reviews	87%	96%	15	14.44
Safety Reviews	94%	97%	5	4.83
<b>Monitoring Sub-Total</b>			<b>20</b>	<b>19.27</b>

**ILP/TLP Safety Outcomes**

Incidence of Maltreatment	0.00%	No Substantiated Reports	8	8.00
Staff Training	70%	Not Eligible		
<b>Safety Sub-Total</b>			<b>8</b>	<b>8.00</b>

**ILP/TLP Permanency Outcomes**

Placement Stability	90%	100%	6	6.00
Sibling Contacts	1%	None Planned		
<b>Permanency Sub-Total</b>			<b>6</b>	<b>6.00</b>

**ILP/TLP Well-Being Outcomes**

EPSDT Medical Visits	83%	100%	4	4.00
EPSDT Dental Visits	76%	100%	4	4.00
Academic Supports	68%	100%	3	3.00
Provider ECEM Visits	83%	100%	5	5.00
<b>Well-Being Sub-Total</b>			<b>16</b>	<b>16.00</b>

**ILP/TLP Specialty Outcomes**

Academic/Career Development	78%	100%	10	10.00
Ind Living Skills Provision	70%	100%	15	15.00
Financial Independence	57%	89%	5	4.45
Community Connections	82%	100%	5	5.00
WTLP/Life Coach	78%	100%	15	15.00
<b>Specialty Sub-Total</b>			<b>50</b>	<b>49.45</b>

\*Performance calculation descriptions can be found in the FY 2016 RBWO PBP Measurements and Standards Guide.

**Monitoring & Outcomes: Possible Points = 100****Points Earned = 98.72****Score Before Incentives Credit****98.72%**



## Performance-Based Placement Measures

### RBWO Provider GA+SCORECARD - ILP/TLP

Report Quarter: Q3 FY2016

<b>Incentives Awarded</b>	<b>10.00 pts</b>
<b>PBP Verification</b>	<b>N/A pts</b>
<b>Total Score</b>	<b>108.72%</b>

#### Provider/Program Name: Little Debbie's Second Chance Home, Inc. - TLP (967) - CCI

Program Census Information:		# Children in Care During Quarter: 6	# Placements During Quarter: 6	# Children in Care On Last Day: 6
ILP/TLP Incentive Credits	Avg Performance All ILP/TLPs (Points)	Provider Performance (%)*	Possible Points (Weight)	Provider Points Earned
No DJJ or DOC Involvement		100%	5	5.00
Extended Foster Care Services		100%	5	5.00
Positive Permanency Connections		0%	5	0.00
High School Graduation/College Participation/Professional Certification		0%	20	0.00
Part-Time Employment with Medical Benefits		Not Eligible	20	
Living Arrangements at Discharge		Not Eligible	20	
Additional Academic Supports		100%	2	2.00
Additional IL Skills Provision		100%	5	5.00
Active Agency Accreditation		0%	4	0.00
Staff Clinical Licensure		0%	5	0.00
<b>Incentives Total</b>	<b>12.01</b>		<b>91</b>	<b>17.00</b>

\*Performance calculation descriptions can be found in the FY 2016 RBWO PBP Measurements and Standards Guide.

#### Child Protective Services Investigations and Dispositions

The following investigations data, which is not used for scoring but is considered significant to a provider's performance, is from Georgia SHINES and is not considered final or complete until the end of the fiscal year.

Total Reports:	0	
Number Screened In:	0	
Number Screened Out:	0	
Number Substantiated:	0	
Number Unsubstantiated:	0	
Number Active CPS Investigations:	0	



# Performance-Based Placement Measures RBWO Provider GA+SCORECARD - ILP/TLP

Report Quarter: Q3 FY2016

**Provider/Program Name: Madi's House - Madi's House (5180) - CCI**

4555 Kelden Circle, College Park, GA 30349

Phone: 4049803543

Vendor ID# 121478

## Quarterly Scores (Grades)

## Current Quarter Score (Grade)

Q1: 63.36 (D-)

Q2: 72.05 (C-)

**68.53%**

Q3: 68.53 (D+)

Q4: 67.13 (D+)

**(D+)**

Program Census Information:

# Children in Care During Quarter: 3

# Placements During Quarter: 3

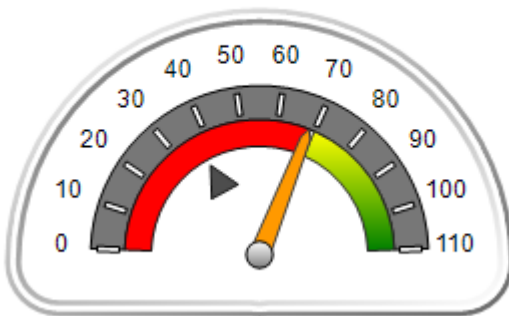
# Children in Care On Last Day: 3

## Quarterly Provider Comparisons to All ILP/TLPs

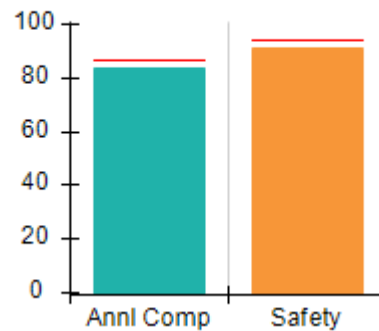
■■■■■■■■ indicates MalTx Threshold

▼ indicates average for all ILP/TLPs

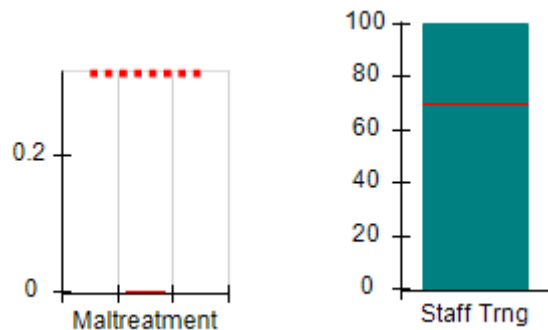
### Overall Score (%)



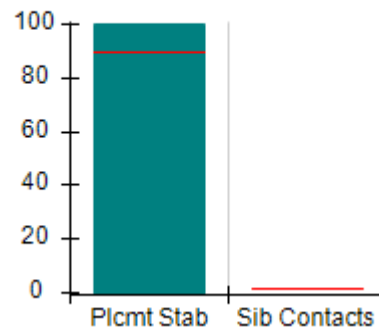
### OPM Monitoring Reviews (%)



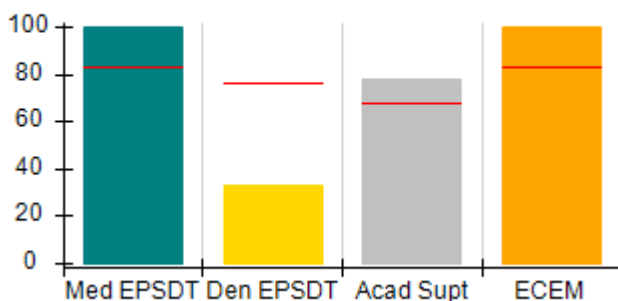
### Safety Outcomes (%)



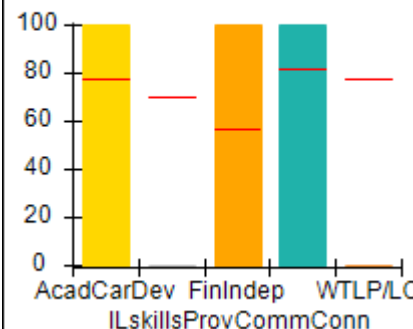
### Permanency Outcomes (%)



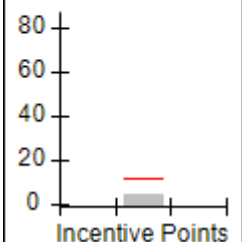
### Well-Being Outcomes (%)



### ILP/TLP Outcomes (%)



### Incentives Earned (Points)





# Performance-Based Placement Measures RBWO Provider GA+SCORECARD - ILP/TLP

Report Quarter: Q3 FY2016

**Provider/Program Name: Madi's House - Madi's House (5180) - CCI**

4555 Kelden Circle, College Park, GA 30349

Phone: 4049803543

Vendor ID# 121478

**Quarterly Scores (Grades)**
**Current Quarter Score  
(Grade)**

Q1: 63.36 (D-)

Q2: 72.05 (C-)

**68.53%**

Q3: 68.53 (D+)

Q4: 67.13 (D+)

**(D+)**

Program Census Information:

# Children in Care During  
Quarter: 3# Placements During  
Quarter: 3# Children in Care On  
Last Day: 3
**Avg  
Performance All  
ILP/TLPs (%)**
**Provider  
Performance (%)\***
**Possible Points  
(Weight)**
**Provider Points  
Earned**
**OPM Monitoring Reviews**

Annual Comprehensive Reviews	87%	84%	15	12.60
Safety Reviews	94%	92%	5	4.58
<b>Monitoring Sub-Total</b>			<b>20</b>	<b>17.18</b>

**ILP/TLP Safety Outcomes**

Incidence of Maltreatment	0.00%	No Substantiated Reports	3	3.00
Staff Training	70%	100%	5	5.00
<b>Safety Sub-Total</b>			<b>8</b>	<b>8.00</b>

**ILP/TLP Permanency Outcomes**

Placement Stability	90%	100%	6	6.00
Sibling Contacts	1%	None Planned		
<b>Permanency Sub-Total</b>			<b>6</b>	<b>6.00</b>

**ILP/TLP Well-Being Outcomes**

EPSDT Medical Visits	83%	100%	4	4.00
EPSDT Dental Visits	76%	33%	4	1.32
Academic Supports	68%	78%	3	2.34
Provider ECEM Visits	83%	100%	5	5.00
<b>Well-Being Sub-Total</b>			<b>16</b>	<b>12.66</b>

**ILP/TLP Specialty Outcomes**

Academic/Career Development	78%	100%	10	10.00
Ind Living Skills Provision	70%	0%	15	0.00
Financial Independence	57%	100%	5	5.00
Community Connections	82%	100%	5	5.00
WTLP/Life Coach	78%	0%	15	0.00
<b>Specialty Sub-Total</b>			<b>50</b>	<b>20.00</b>

\*Performance calculation descriptions can be found in the FY 2016 RBWO PBP Measurements and Standards Guide.

**Monitoring & Outcomes: Possible Points = 100**
**Points Earned = 63.84**
**Score Before Incentives Credit**
**63.84%**



## Performance-Based Placement Measures

### RBWO Provider GA+SCORECARD - ILP/TLP

Report Quarter: Q3 FY2016

<b>Incentives Awarded</b>	<b>04.69 pts</b>
<b>PBP Verification</b>	<b>0.00 pts</b>
<b>Total Score</b>	<b>68.53%</b>

#### Provider/Program Name: Madi's House - Madi's House (5180) - CCI

Program Census Information:		# Children in Care During Quarter: 3	# Placements During Quarter: 3	# Children in Care On Last Day: 3
ILP/TLP Incentive Credits	Avg Performance All ILP/TLPs (Points)	Provider Performance (%)*	Possible Points (Weight)	Provider Points Earned
No DJJ or DOC Involvement		67%	5	3.35
Extended Foster Care Services		Not Eligible	5	
Positive Permanency Connections		0%	5	0.00
High School Graduation/College Participation/Professional Certification		0%	20	0.00
Part-Time Employment with Medical Benefits		Not Eligible	20	
Living Arrangements at Discharge		Not Eligible	20	
Additional Academic Supports		67%	2	1.34
Additional IL Skills Provision		0%	5	0.00
Active Agency Accreditation		0%	4	0.00
Staff Clinical Licensure		0%	5	0.00
<b>Incentives Total</b>	<b>12.01</b>		<b>91</b>	<b>4.69</b>

\*Performance calculation descriptions can be found in the FY 2016 RBWO PBP Measurements and Standards Guide.

#### Child Protective Services Investigations and Dispositions

The following investigations data, which is not used for scoring but is considered significant to a provider's performance, is from Georgia SHINES and is not considered final or complete until the end of the fiscal year.

Total Reports:	0	
Number Screened In:	0	
Number Screened Out:	0	
Number Substantiated:	0	
Number Unsubstantiated:	0	
Number Active CPS Investigations:	0	



# **Performance-Based Placement Measures** **RBWO Provider GA+SCORECARD - ILP/TLP**

Report Quarter: Q3 FY2016

**Provider/Program Name: North Georgia Angel House - TLP (5126) - CCI**

2260 Sam Nelson Road, Canton, GA 30114

Phone: 770-479-9555

Vendor ID# 108343

Quarterly Scores (Grades)

Q1: 106.64 (A+)

Q2: 107.22 (A+)

Q3: 101.91 (A+)

Q4: 107.07 (A+)

Current Quarter Score (Grade)

**101.91%**

**(A+)**

Program Census Information:

# Children in Care During Quarter: 8

# Placements During Quarter: 8

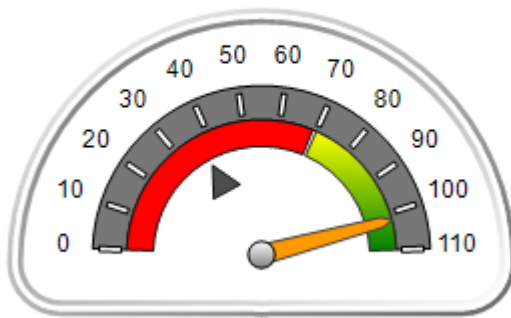
# Children in Care On Last Day: 7

## **Quarterly Provider Comparisons to All ILP/TLPs**

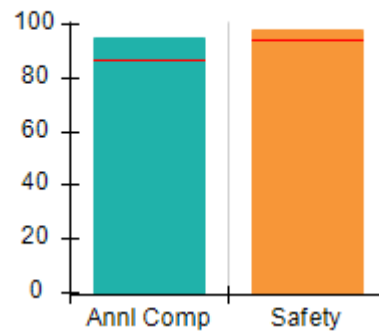
■■■■■■■■ indicates MalTx Threshold

▼ indicates average for all ILP/TLPs

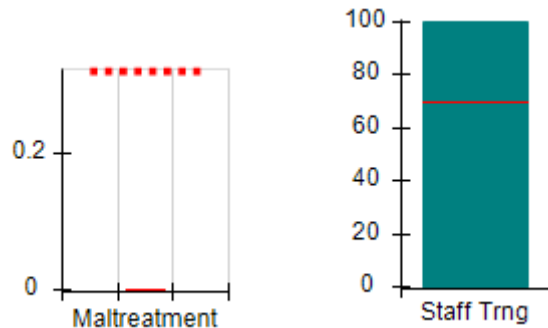
Overall Score (%)



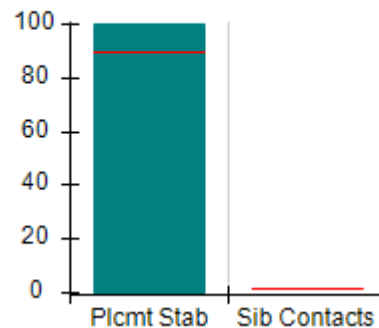
OPM Monitoring Reviews (%)



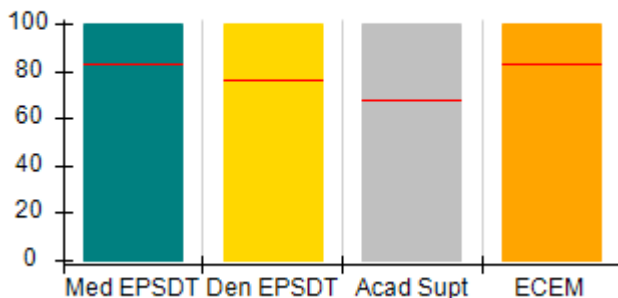
Safety Outcomes (%)



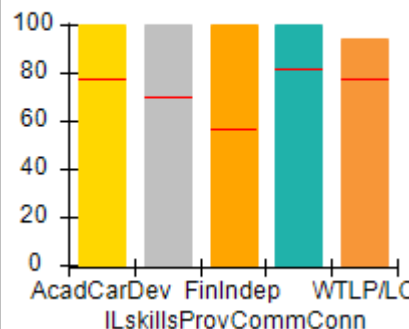
Permanency Outcomes (%)



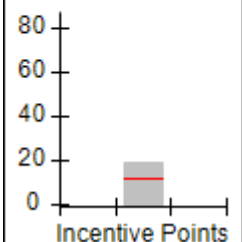
Well-Being Outcomes (%)



ILP/TLP Outcomes (%)



Incentives Earned (Points)







# Performance-Based Placement Measures RBWO Provider GA+SCORECARD - ILP/TLP

Report Quarter: Q3 FY2016

**Provider/Program Name: North Georgia Angel House - TLP (5126) - CCI**

2260 Sam Nelson Road, Canton, GA 30114		Quarterly Scores (Grades)		Current Quarter Score (Grade)
Phone: 770-479-9555		Q1: 106.64 (A+)	Q2: 107.22 (A+)	101.91% (A+)
Vendor ID# 108343		Q3: 101.91 (A+)	Q4: 107.07 (A+)	
Program Census Information:		# Children in Care During Quarter: 8	# Placements During Quarter: 8	# Children in Care On Last Day: 7
	Avg Performance All ILP/TLPs (%)	Provider Performance (%)*	Possible Points (Weight)	Provider Points Earned
<b>OPM Monitoring Reviews</b>				
Annual Comprehensive Reviews	87%	95%	15	14.30
Safety Reviews	94%	98%	5	4.91
<b>Monitoring Sub-Total</b>			<b>20</b>	<b>19.21</b>
<b>ILP/TLP Safety Outcomes</b>				
Incidence of Maltreatment	0.00%	No Substantiated Reports	3	3.00
Staff Training	70%	100%	5	5.00
<b>Safety Sub-Total</b>			<b>8</b>	<b>8.00</b>
<b>ILP/TLP Permanency Outcomes</b>				
Placement Stability	90%	100%	6	6.00
Sibling Contacts	1%	None Planned		
<b>Permanency Sub-Total</b>			<b>6</b>	<b>6.00</b>
<b>ILP/TLP Well-Being Outcomes</b>				
EPSDT Medical Visits	83%	100%	4	4.00
EPSDT Dental Visits	76%	100%	4	4.00
Academic Supports	68%	100%	3	3.00
Provider ECEM Visits	83%	100%	5	5.00
<b>Well-Being Sub-Total</b>			<b>16</b>	<b>16.00</b>
<b>ILP/TLP Specialty Outcomes</b>				
Academic/Career Development	78%	100%	10	10.00
Ind Living Skills Provision	70%	100%	15	15.00
Financial Independence	57%	100%	5	5.00
Community Connections	82%	100%	5	5.00
WTLP/Life Coach	78%	94%	15	14.10
<b>Specialty Sub-Total</b>			<b>50</b>	<b>49.10</b>

\*Performance calculation descriptions can be found in the FY 2016 RBWO PBP Measurements and Standards Guide.

Monitoring &amp; Outcomes: Possible Points = 100

Points Earned = 98.31

Score Before Incentives Credit

98.31%



## Performance-Based Placement Measures

### RBWO Provider GA+SCORECARD - ILP/TLP

Report Quarter: Q3 FY2016

<b>Incentives Awarded</b>	<b>10.00 pts</b>
<b>PBP Verification</b>	<b>-6.40 pts</b>
<b>Total Score</b>	<b>101.91%</b>

#### Provider/Program Name: North Georgia Angel House - TLP (5126) - CCI

Program Census Information:		# Children in Care During Quarter: 8	# Placements During Quarter: 8	# Children in Care On Last Day: 7
ILP/TLP Incentive Credits	Avg Performance All ILP/TLPs (Points)	Provider Performance (%)*	Possible Points (Weight)	Provider Points Earned
No DJJ or DOC Involvement		100%	5	5.00
Extended Foster Care Services		0%	5	0.00
Positive Permanency Connections		100%	5	5.00
High School Graduation/College Participation/Professional Certification		20%	20	4.00
Part-Time Employment with Medical Benefits		0%	20	0.00
Living Arrangements at Discharge		0%	20	0.00
Additional Academic Supports		100%	2	2.00
Additional IL Skills Provision		23%	5	1.15
Active Agency Accreditation		50%	4	2.00
Staff Clinical Licensure		0%	5	0.00
<b>Incentives Total</b>	<b>12.01</b>		<b>91</b>	<b>19.15</b>

\*Performance calculation descriptions can be found in the FY 2016 RBWO PBP Measurements and Standards Guide.

#### Child Protective Services Investigations and Dispositions

The following investigations data, which is not used for scoring but is considered significant to a provider's performance, is from Georgia SHINES and is not considered final or complete until the end of the fiscal year.

Total Reports:	0	
Number Screened In:	0	
Number Screened Out:	0	
Number Substantiated:	0	
Number Unsubstantiated:	0	
Number Active CPS Investigations:	0	



# **Performance-Based Placement Measures** **RBWO Provider GA+SCORECARD - ILP/TLP**

Report Quarter: Q3 FY2016

**Provider/Program Name: Open Door Home - Boys ILP (5132) - CCI**

1205 Ethel Avenue, Rome, GA 30165

Phone: 706-232-6662

Vendor ID# 111812

Quarterly Scores (Grades)

Current Quarter Score (Grade)

Q1: 53.77 (F)

Q2: 53.77 (F)

**53.77%**

Q3: 53.77 (F)

Q4: 53.77 (F)

**(F)**

Program Census Information:

# Children in Care During Quarter: 0

# Placements During Quarter: 0

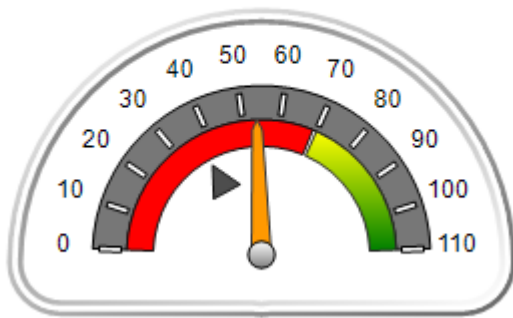
# Children in Care On Last Day: 0

## **Quarterly Provider Comparisons to All ILP/TLPs**

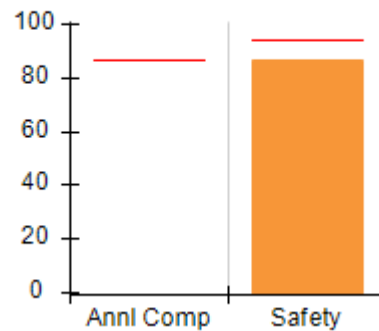
■■■■■■■■ indicates MalTx Threshold

▼ indicates average for all ILP/TLPs

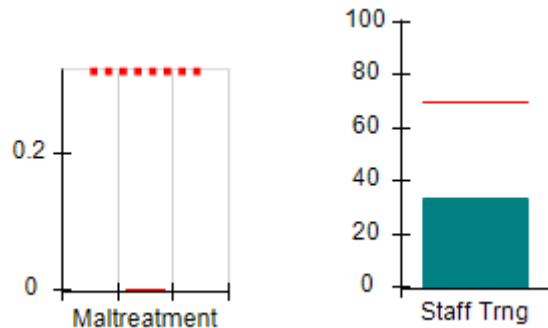
Overall Score (%)



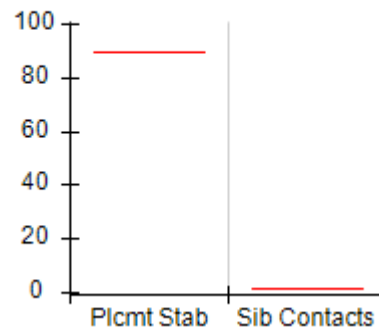
OPM Monitoring Reviews (%)



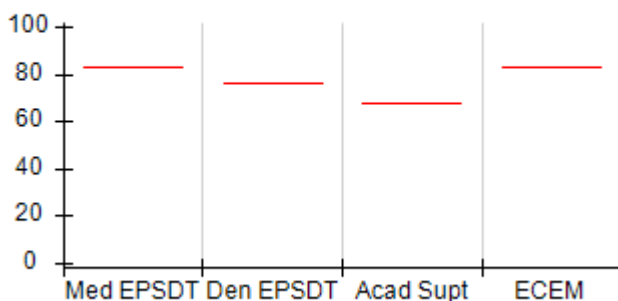
Safety Outcomes (%)



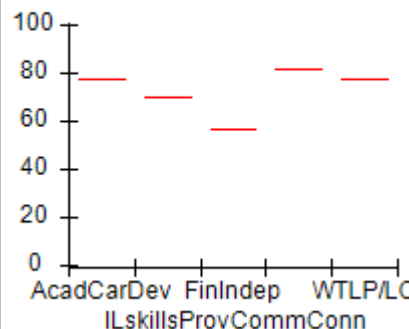
Permanency Outcomes (%)



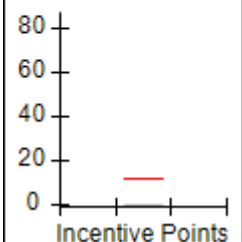
Well-Being Outcomes (%)



ILP/TLP Outcomes (%)



Incentives Earned (Points)





# Performance-Based Placement Measures RBWO Provider GA+SCORECARD - ILP/TLP

Report Quarter: Q3 FY2016

**Provider/Program Name: Open Door Home - Boys ILP (5132) - CCI**

1205 Ethel Avenue, Rome, GA 30165  Phone: 706-232-6662  Vendor ID# 111812	Quarterly Scores (Grades)		Current Quarter Score (Grade)
	Q1: 53.77 (F)	Q2: 53.77 (F)	<b>53.77%</b> <b>(F)</b>
	Q3: 53.77 (F)	Q4: 53.77 (F)	

Program Census Information:	# Children in Care During Quarter: 0	# Placements During Quarter: 0	# Children in Care On Last Day: 0
-----------------------------	--------------------------------------	--------------------------------	-----------------------------------

	Avg Performance All ILP/TLPs (%)	Provider Performance (%)*	Possible Points (Weight)	Provider Points Earned
--	----------------------------------	---------------------------	--------------------------	------------------------

**OPM Monitoring Reviews**

Annual Comprehensive Reviews	87%	Not Yet Conducted		
Safety Reviews	94%	87%	5	4.35
<b>Monitoring Sub-Total</b>			<b>5</b>	<b>4.35</b>

**ILP/TLP Safety Outcomes**

Incidence of Maltreatment	0.00%	Not Eligible		
Staff Training	70%	33%	8	2.64
<b>Safety Sub-Total</b>			<b>8</b>	<b>2.64</b>

**ILP/TLP Permanency Outcomes**

Placement Stability	90%	Not Eligible		
Sibling Contacts	1%	None Planned		
<b>Permanency Sub-Total</b>			<b>N/A</b>	

**ILP/TLP Well-Being Outcomes**

EPSDT Medical Visits	83%	Not Eligible		
EPSDT Dental Visits	76%	Not Eligible		
Academic Supports	68%	Not Eligible		
Provider ECEM Visits	83%	Not Eligible		
<b>Well-Being Sub-Total</b>			<b>N/A</b>	

**ILP/TLP Specialty Outcomes**

Academic/Career Development	78%	Not Eligible		
Ind Living Skills Provision	70%	Not Eligible		
Financial Independence	57%	Not Eligible		
Community Connections	82%	Not Eligible		
WTLP/Life Coach	78%	Not Eligible		
<b>Specialty Sub-Total</b>			<b>N/A</b>	

\*Performance calculation descriptions can be found in the FY 2016 RBWO PBP Measurements and Standards Guide.

<b>Monitoring &amp; Outcomes: Possible Points = 13</b>	<b>Points Earned = 06.99</b>
<b>Score Before Incentives Credit</b>	<b>53.77%</b>
<b>Incentives Awarded</b>	<b>00.00 pts</b>



**DHS, DFCS, Office of Provider Management**  
**Performance-Based Placement Measures**  
**RBWO Provider GA+SCORECARD - ILP/TLP**  
**Report Quarter: Q3 FY2016**



<b>PBP Verification</b>	<b>N/A pts</b>
<b>Total Score</b>	<b>53.77%</b>

<b>Provider/Program Name: Open Door Home - Boys ILP (5132) - CCI</b>				
<b>Program Census Information:</b>		<b># Children in Care During Quarter: 0</b>	<b># Placements During Quarter: 0</b>	<b># Children in Care On Last Day: 0</b>
<b>ILP/TLP Incentive Credits</b>	<b>Avg Performance All ILP/TLPs (Points)</b>	<b>Provider Performance (%)*</b>	<b>Possible Points (Weight)</b>	<b>Provider Points Earned</b>
No DJJ or DOC Involvement		Not Eligible	5	
Extended Foster Care Services		Not Eligible	5	
Positive Permanency Connections		Not Eligible	5	
High School Graduation/College Participation/Professional Certification		Not Eligible	20	
Part-Time Employment with Medical Benefits		Not Eligible	20	
Living Arrangements at Discharge		Not Eligible	20	
Additional Academic Supports		Not Eligible	2	
Additional IL Skills Provision		Not Eligible	5	
Active Agency Accreditation		0%	4	0.00
Staff Clinical Licensure		0%	5	0.00
<b>Incentives Total</b>	<b>12.01</b>		<b>91</b>	<b>0.00</b>
*Performance calculation descriptions can be found in the FY 2016 RBWO PBP Measurements and Standards Guide.				

### Child Protective Services Investigations and Dispositions

The following investigations data, which is not used for scoring but is considered significant to a provider's performance, is from Georgia SHINES and is not considered final or complete until the end of the fiscal year.

Total Reports:	0	
Number Screened In:	0	
Number Screened Out:	0	
Number Substantiated:	0	
Number Unsubstantiated:	0	
Number Active CPS Investigations:	0	



# Performance-Based Placement Measures RBWO Provider GA+SCORECARD - ILP/TLP

Report Quarter: Q3 FY2016

**Provider/Program Name: Open Door Home - Girls ILP (5131) - CCI**

5 Leon Street, Rome, GA 30165

Phone: 706-232-6662

Vendor ID# 111811

Quarterly Scores (Grades)

Q1: 30.88 (F)

Q2: 36.90 (F)

Q3: 77.68 (C+)

Q4: 77.68 (C+)

Current Quarter Score (Grade)

77.68%

(C+)

Program Census Information:

# Children in Care During Quarter: 0

# Placements During Quarter: 0

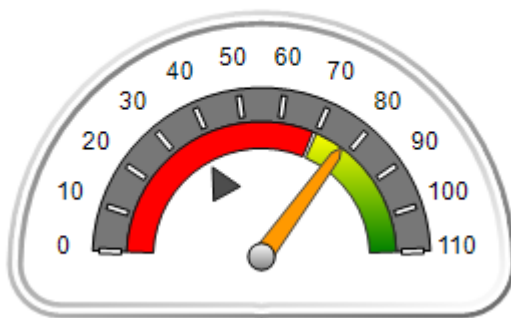
# Children in Care On Last Day: 0

## Quarterly Provider Comparisons to All ILP/TLPs

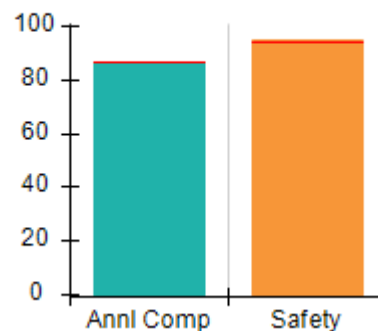
■■■■■■■■ indicates MalTx Threshold

▼ indicates average for all ILP/TLPs

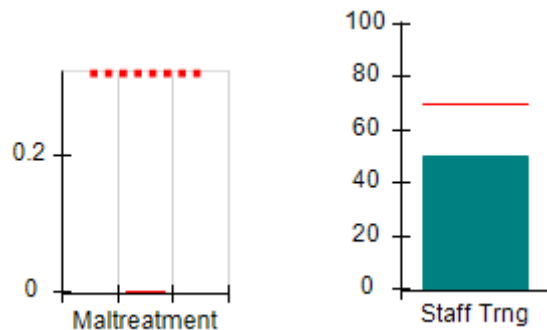
Overall Score (%)



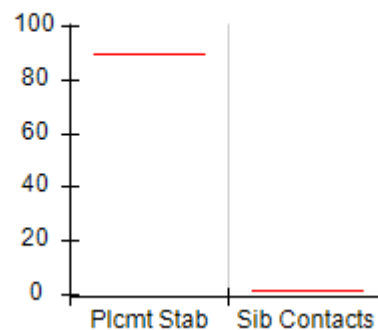
OPM Monitoring Reviews (%)



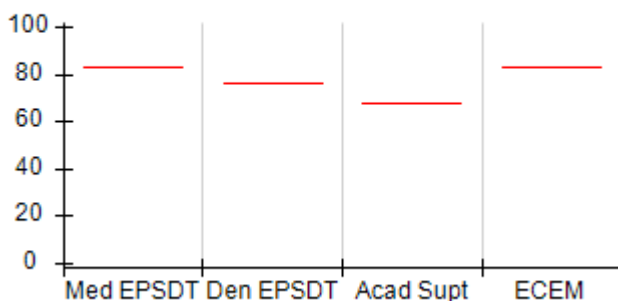
Safety Outcomes (%)



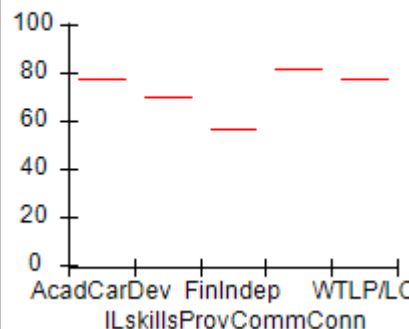
Permanency Outcomes (%)



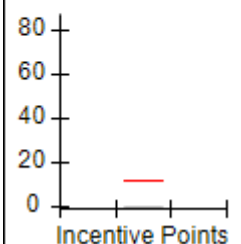
Well-Being Outcomes (%)



ILP/TLP Outcomes (%)



Incentives Earned (Points)





# Performance-Based Placement Measures

## RBWO Provider GA+SCORECARD - ILP/TLP

Report Quarter: Q3 FY2016

**Provider/Program Name: Open Door Home - Girls ILP (5131) - CCI**

5 Leon Street, Rome, GA 30165

Phone: 706-232-6662

Vendor ID# 111811

**Quarterly Scores (Grades)****Current Quarter Score (Grade)**

Q1: 30.88 (F)

Q2: 36.90 (F)

**77.68%**

Q3: 77.68 (C+)

Q4: 77.68 (C+)

**(C+)**

Program Census Information:

# Children in Care During Quarter: 0

# Placements During Quarter: 0

# Children in Care On Last Day: 0

Avg  
Performance All  
ILP/TLPs (%)Provider  
Performance (%)\*Possible Points  
(Weight)Provider Points  
Earned**OPM Monitoring Reviews**

Annual Comprehensive Reviews	87%	87%	15	13.00
Safety Reviews	94%	95%	5	4.75
<b>Monitoring Sub-Total</b>			<b>20</b>	<b>17.75</b>

**ILP/TLP Safety Outcomes**

Incidence of Maltreatment	0.00%	Not Eligible		
Staff Training	70%	50%	8	4.00
<b>Safety Sub-Total</b>			<b>8</b>	<b>4.00</b>

**ILP/TLP Permanency Outcomes**

Placement Stability	90%	Not Eligible		
Sibling Contacts	1%	None Planned		
<b>Permanency Sub-Total</b>			<b>N/A</b>	

**ILP/TLP Well-Being Outcomes**

EPSDT Medical Visits	83%	Not Eligible		
EPSDT Dental Visits	76%	Not Eligible		
Academic Supports	68%	Not Eligible		
Provider ECEM Visits	83%	Not Eligible		
<b>Well-Being Sub-Total</b>			<b>N/A</b>	

**ILP/TLP Specialty Outcomes**

Academic/Career Development	78%	Not Eligible		
Ind Living Skills Provision	70%	Not Eligible		
Financial Independence	57%	Not Eligible		
Community Connections	82%	Not Eligible		
WTLP/Life Coach	78%	Not Eligible		
<b>Specialty Sub-Total</b>			<b>N/A</b>	

\*Performance calculation descriptions can be found in the FY 2016 RBWO PBP Measurements and Standards Guide.

**Monitoring & Outcomes: Possible Points = 28****Points Earned = 21.75****Score Before Incentives Credit****77.68%****Incentives Awarded****00.00 pts**



**DHS, DFCS, Office of Provider Management**  
**Performance-Based Placement Measures**  
**RBWO Provider GA+SCORECARD - ILP/TLP**  
**Report Quarter: Q3 FY2016**



<b>PBP Verification</b>	<b>N/A pts</b>
<b>Total Score</b>	<b>77.68%</b>

<b>Provider/Program Name: Open Door Home - Girls ILP (5131) - CCI</b>				
<b>Program Census Information:</b>		<b># Children in Care During Quarter: 0</b>	<b># Placements During Quarter: 0</b>	<b># Children in Care On Last Day: 0</b>
<b>ILP/TLP Incentive Credits</b>	<b>Avg Performance All ILP/TLPs (Points)</b>	<b>Provider Performance (%)*</b>	<b>Possible Points (Weight)</b>	<b>Provider Points Earned</b>
No DJJ or DOC Involvement		Not Eligible	5	
Extended Foster Care Services		Not Eligible	5	
Positive Permanency Connections		Not Eligible	5	
High School Graduation/College Participation/Professional Certification		Not Eligible	20	
Part-Time Employment with Medical Benefits		Not Eligible	20	
Living Arrangements at Discharge		Not Eligible	20	
Additional Academic Supports		Not Eligible	2	
Additional IL Skills Provision		Not Eligible	5	
Active Agency Accreditation		0%	4	0.00
Staff Clinical Licensure		0%	5	0.00
<b>Incentives Total</b>	<b>12.01</b>		<b>91</b>	<b>0.00</b>
*Performance calculation descriptions can be found in the FY 2016 RBWO PBP Measurements and Standards Guide.				

<b>Child Protective Services Investigations and Dispositions</b>		
The following investigations data, which is not used for scoring but is considered significant to a provider's performance, is from Georgia SHINES and is not considered final or complete until the end of the fiscal year.		
Total Reports:	0	
Number Screened In:	0	
Number Screened Out:	0	
Number Substantiated:	0	
Number Unsubstantiated:	0	
Number Active CPS Investigations:	0	





# Performance-Based Placement Measures RBWO Provider GA+SCORECARD - ILP/TLP

Report Quarter: Q3 FY2016

**Provider/Program Name: Refuge Community Development - Second Chapter (5184) - CCI**

3200 Lakeview Place, East Point, GA 30337

Phone: 4046520199

Vendor ID# 121479

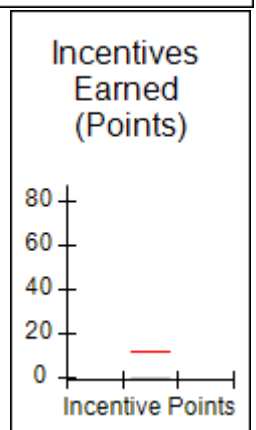
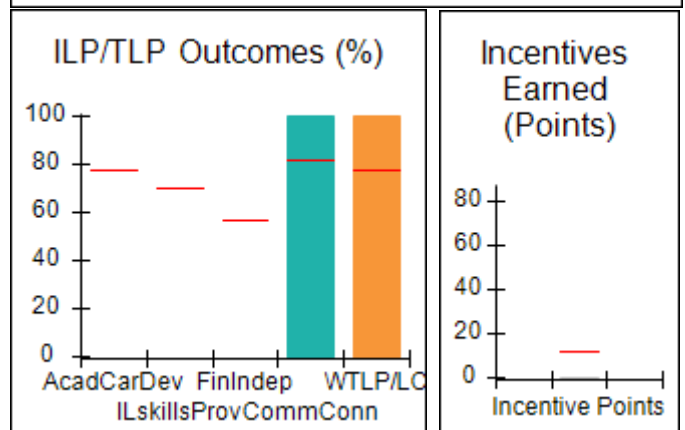
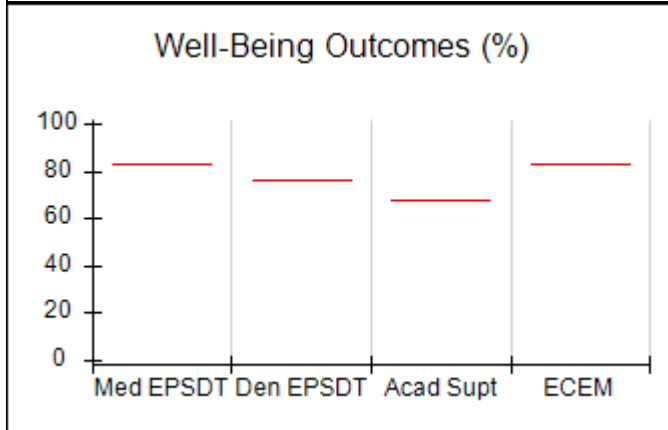
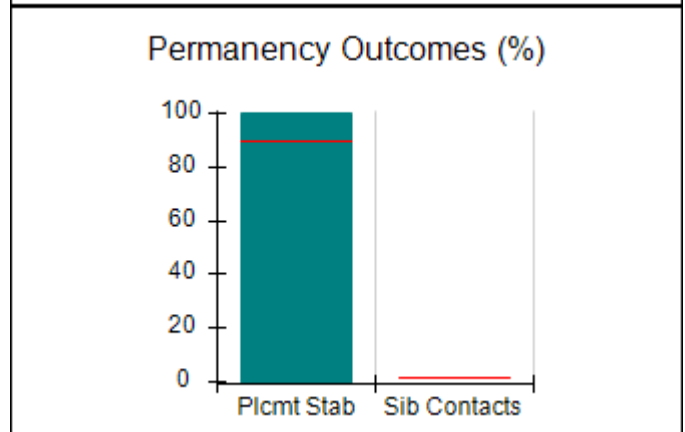
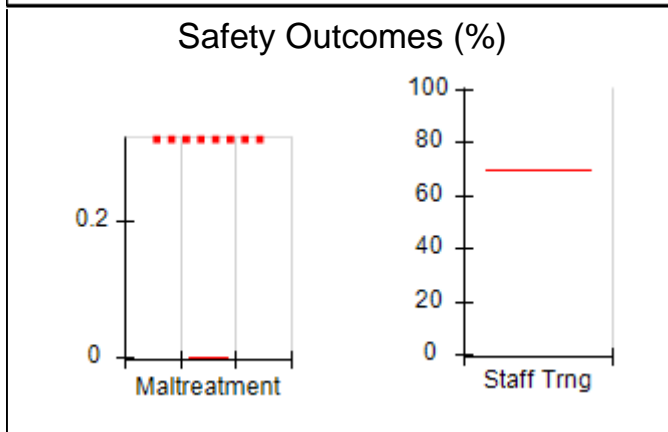
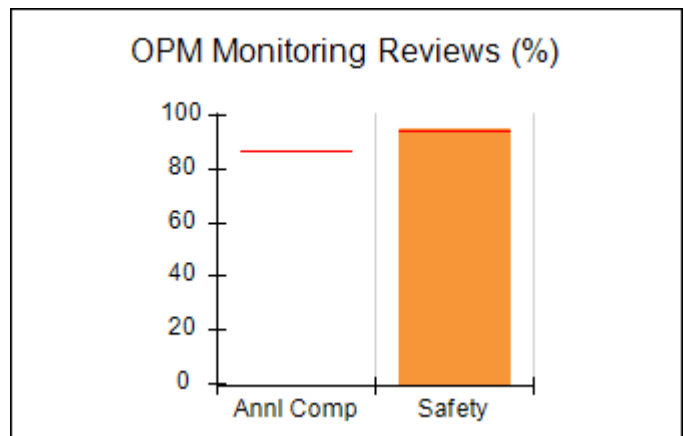
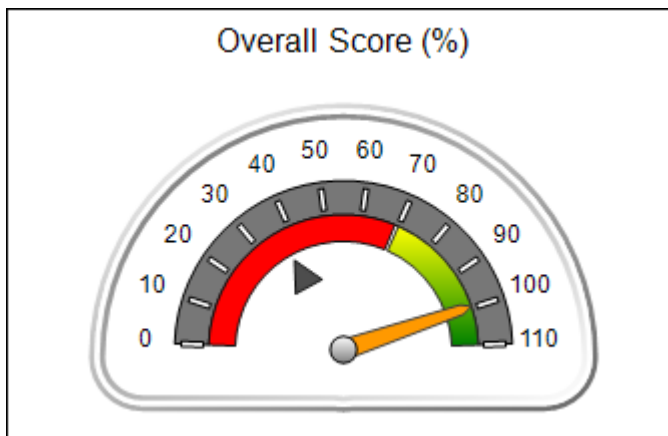
Program Census Information:

Quarterly Scores (Grades)		Current Quarter Score (Grade)
Q1: 97.53 (A+)	Q2: 103.17 (A+)	99.59% (A+)
Q3: 99.59 (A+)	Q4: (N/A)	
# Children in Care During Quarter: 1	# Placements During Quarter: 1	# Children in Care On Last Day: 0

## Quarterly Provider Comparisons to All ILP/TLPs

■■■■■■■■ indicates MalTx Threshold

▼ indicates average for all ILP/TLPs





# Performance-Based Placement Measures

## RBWO Provider GA+SCORECARD - ILP/TLP

Report Quarter: Q3 FY2016

**Provider/Program Name: Refuge Community Development - Second Chapter (5184) - CCI**

<b>3200 Lakeview Place, East Point, GA 30337</b>  <b>Phone: 4046520199</b>  <b>Vendor ID# 121479</b>	Quarterly Scores (Grades)		Current Quarter Score (Grade)
	Q1: 97.53 (A+)	Q2: 103.17 (A+)	<b>99.59%</b> <b>(A+)</b>
	Q3: 99.59 (A+)	Q4: (N/A)	

Program Census Information:	# Children in Care During Quarter: 1	# Placements During Quarter: 1	# Children in Care On Last Day: 0
-----------------------------	--------------------------------------	--------------------------------	-----------------------------------

	Avg Performance All ILP/TLPs (%)	Provider Performance (%)*	Possible Points (Weight)	Provider Points Earned
--	----------------------------------	---------------------------	--------------------------	------------------------

**OPM Monitoring Reviews**

Annual Comprehensive Reviews	87%	Not Yet Conducted		
Safety Reviews	94%	95%	5	4.75
<b>Monitoring Sub-Total</b>			<b>5</b>	<b>4.75</b>

**ILP/TLP Safety Outcomes**

Incidence of Maltreatment	0.00%	Not Eligible		
Staff Training	70%	Not Eligible		
<b>Safety Sub-Total</b>			<b>N/A</b>	

**ILP/TLP Permanency Outcomes**

Placement Stability	90%	100%	6	6.00
Sibling Contacts	1%	None Planned		
<b>Permanency Sub-Total</b>			<b>6</b>	<b>6.00</b>

**ILP/TLP Well-Being Outcomes**

EPSDT Medical Visits	83%	Not Eligible		
EPSDT Dental Visits	76%	Not Eligible		
Academic Supports	68%	Not Eligible		
Provider ECEM Visits	83%	Not Eligible		
<b>Well-Being Sub-Total</b>			<b>N/A</b>	

**ILP/TLP Specialty Outcomes**

Academic/Career Development	78%	Not Eligible		
Ind Living Skills Provision	70%	Not Eligible		
Financial Independence	57%	Not Eligible		
Community Connections	82%	100%	12.5	12.50
WTLP/Life Coach	78%	100%	37.5	37.50
<b>Specialty Sub-Total</b>			<b>50</b>	<b>50.00</b>

\*Performance calculation descriptions can be found in the FY 2016 RBWO PBP Measurements and Standards Guide.

<b>Monitoring &amp; Outcomes: Possible Points = 61</b>	<b>Points Earned = 60.75</b>
<b>Score Before Incentives Credit</b>	<b>99.59%</b>
<b>Incentives Awarded</b>	<b>00.00 pts</b>



**DHS, DFCS, Office of Provider Management**  
**Performance-Based Placement Measures**  
**RBWO Provider GA+SCORECARD - ILP/TLP**  
**Report Quarter: Q3 FY2016**



<b>PBP Verification</b>	<b>N/A pts</b>
<b>Total Score</b>	<b>99.59%</b>

**Provider/Program Name: Refuge Community Development - Second Chapter (5184) - CCI**

Program Census Information:		# Children in Care During Quarter: 1	# Placements During Quarter: 1	# Children in Care On Last Day: 0
ILP/TLP Incentive Credits	Avg Performance All ILP/TLPs (Points)	Provider Performance (%)*	Possible Points (Weight)	Provider Points Earned
No DJJ or DOC Involvement		Not Eligible	5	
Extended Foster Care Services		Not Eligible	5	
Positive Permanency Connections		Not Eligible	5	
High School Graduation/College Participation/Professional Certification		Not Eligible	20	
Part-Time Employment with Medical Benefits		0%	20	0.00
Living Arrangements at Discharge		0%	20	0.00
Additional Academic Supports		Not Eligible	2	
Additional IL Skills Provision		Not Eligible	5	
Active Agency Accreditation		0%	4	0.00
Staff Clinical Licensure		0%	5	0.00
<b>Incentives Total</b>	<b>12.01</b>		<b>91</b>	<b>0.00</b>

\*Performance calculation descriptions can be found in the FY 2016 RBWO PBP Measurements and Standards Guide.

**Child Protective Services Investigations and Dispositions**

The following investigations data, which is not used for scoring but is considered significant to a provider's performance, is from Georgia SHINES and is not considered final or complete until the end of the fiscal year.

Total Reports:	0
Number Screened In:	0
Number Screened Out:	0
Number Substantiated:	0
Number Unsubstantiated:	0
Number Active CPS Investigations:	0



# Performance-Based Placement Measures RBWO Provider GA+SCORECARD - ILP/TLP

Report Quarter: Q3 FY2016

**Provider/Program Name: Seeds of Excellence - ILP (5192) - CCI**

1300 Friendly Heights, Decatur, GA 30035

Phone: 678-468-4880

Vendor ID# 126957

Quarterly Scores (Grades)

Q1: 67.68 (D+)

Q2: 69.53 (D+)

Q3: 63.38 (D-)

Q4: 65.81 (D)

Current Quarter Score (Grade)

**63.38%**

**(D-)**

Program Census Information:

# Children in Care During Quarter: 7

# Placements During Quarter: 7

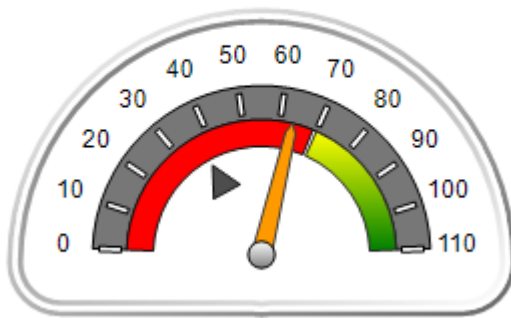
# Children in Care On Last Day: 4

## Quarterly Provider Comparisons to All ILP/TLPs

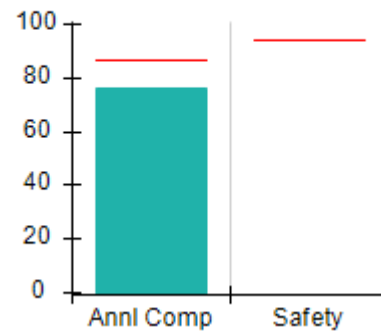
■■■■■■■■ indicates MalTx Threshold

▼ indicates average for all ILP/TLPs

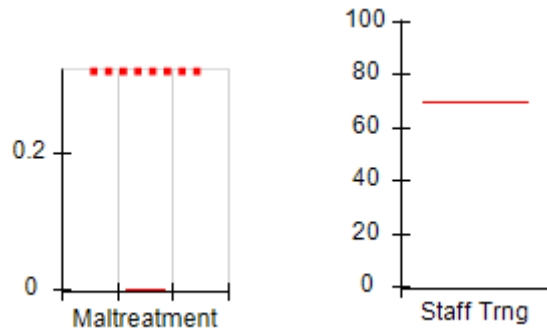
Overall Score (%)



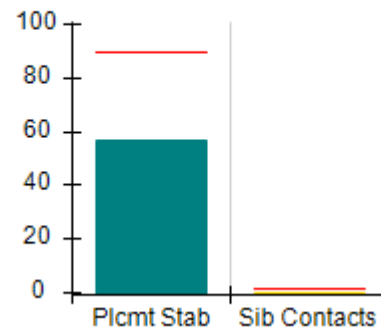
OPM Monitoring Reviews (%)



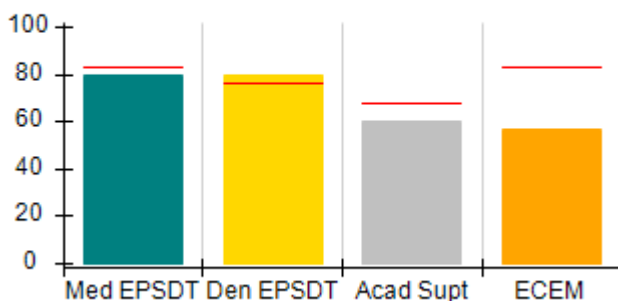
Safety Outcomes (%)



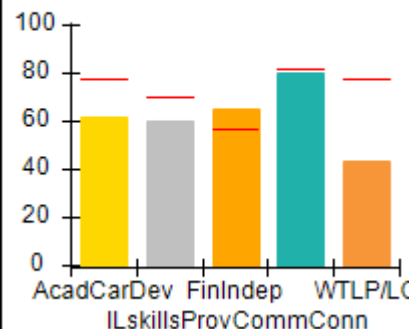
Permanency Outcomes (%)



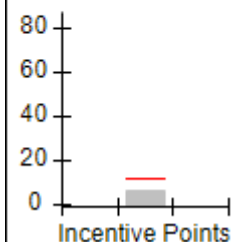
Well-Being Outcomes (%)



ILP/TLP Outcomes (%)



Incentives Earned (Points)





# Performance-Based Placement Measures RBWO Provider GA+SCORECARD - ILP/TLP

Report Quarter: Q3 FY2016

**Provider/Program Name: Seeds of Excellence - ILP (5192) - CCI**

<b>1300 Friendly Heights, Decatur, GA 30035</b>  <b>Phone: 678-468-4880</b>  <b>Vendor ID# 126957</b>		<b>Quarterly Scores (Grades)</b>		<b>Current Quarter Score (Grade)</b>
		<b>Q1: 67.68 (D+)</b>	<b>Q2: 69.53 (D+)</b>	<b>63.38%</b> <b>(D-)</b>
		<b>Q3: 63.38 (D-)</b>	<b>Q4: 65.81 (D)</b>	
Program Census Information:		# Children in Care During Quarter: 7	# Placements During Quarter: 7	# Children in Care On Last Day: 4
	<b>Avg Performance All ILP/TLPs (%)</b>	<b>Provider Performance (%)*</b>	<b>Possible Points (Weight)</b>	<b>Provider Points Earned</b>
<b>OPM Monitoring Reviews</b>				
Annual Comprehensive Reviews	87%	76%	15	11.41
Safety Reviews	94%	Not Yet Conducted		
<b>Monitoring Sub-Total</b>			<b>15</b>	<b>11.41</b>
<b>ILP/TLP Safety Outcomes</b>				
Incidence of Maltreatment	0.00%	No Substantiated Reports	8	8.00
Staff Training	70%	Not Eligible		
<b>Safety Sub-Total</b>			<b>8</b>	<b>8.00</b>
<b>ILP/TLP Permanency Outcomes</b>				
Placement Stability	90%	57%	3	1.71
Sibling Contacts	1%	0%	3	0.00
<b>Permanency Sub-Total</b>			<b>6</b>	<b>1.71</b>
<b>ILP/TLP Well-Being Outcomes</b>				
EPSDT Medical Visits	83%	80%	4	3.20
EPSDT Dental Visits	76%	80%	4	3.20
Academic Supports	68%	60%	3	1.80
Provider ECEM Visits	83%	57%	5	2.85
<b>Well-Being Sub-Total</b>			<b>16</b>	<b>11.05</b>
<b>ILP/TLP Specialty Outcomes</b>				
Academic/Career Development	78%	62%	10	6.20
Ind Living Skills Provision	70%	60%	15	9.00
Financial Independence	57%	65%	5	3.25
Community Connections	82%	80%	5	4.00
WTLP/Life Coach	78%	43%	15	6.45
<b>Specialty Sub-Total</b>			<b>50</b>	<b>28.90</b>

\*Performance calculation descriptions can be found in the FY 2016 RBWO PBP Measurements and Standards Guide.

**Monitoring & Outcomes: Possible Points = 95**
**Points Earned = 61.07**
**Score Before Incentives Credit**
**64.28%**



# Performance-Based Placement Measures RBWO Provider GA+SCORECARD - ILP/TLP

Report Quarter: Q3 FY2016

Incentives Awarded	06.50 pts
PBP Verification	-7.40 pts
<b>Total Score</b>	<b>63.38%</b>

**Provider/Program Name: Seeds of Excellence - ILP (5192) - CCI**

Program Census Information:		# Children in Care During Quarter: 7	# Placements During Quarter: 7	# Children in Care On Last Day: 4
ILP/TLP Incentive Credits	Avg Performance All ILP/TLPs (Points)	Provider Performance (%)*	Possible Points (Weight)	Provider Points Earned
No DJJ or DOC Involvement		62%	5	3.10
Extended Foster Care Services		Not Eligible	5	
Positive Permanency Connections		0%	5	0.00
High School Graduation/College Participation/Professional Certification		17%	20	3.40
Part-Time Employment with Medical Benefits		0%	20	0.00
Living Arrangements at Discharge		0%	20	0.00
Additional Academic Supports		0%	2	0.00
Additional IL Skills Provision		0%	5	0.00
Active Agency Accreditation		0%	4	0.00
Staff Clinical Licensure		0%	5	0.00
<b>Incentives Total</b>	<b>12.01</b>		<b>91</b>	<b>6.50</b>

\*Performance calculation descriptions can be found in the FY 2016 RBWO PBP Measurements and Standards Guide.

**Child Protective Services Investigations and Dispositions**

The following investigations data, which is not used for scoring but is considered significant to a provider's performance, is from Georgia SHINES and is not considered final or complete until the end of the fiscal year.

Total Reports:	1	
Number Screened In:	0	
Number Screened Out:	1	
Number Substantiated:	0	
Number Unsubstantiated:	0	
Number Active CPS Investigations:	0	



# Performance-Based Placement Measures RBWO Provider GA+SCORECARD - ILP/TLP

Report Quarter: Q3 FY2016

**Provider/Program Name: Stroman Account & Property - ILP College Park (5157) - CCI**

5250 Hampton Drive, College Park, GA 30349

Phone: 770-994-0607

Vendor ID# 117923

Quarterly Scores (Grades)

Q1: 100.14 (A+)

Q2: 82.97 (B-)

Q3: 53.95 (F)

Q4: 101.30 (A+)

Current Quarter Score (Grade)

53.95%

(F)

Program Census Information:

# Children in Care During Quarter: 4

# Placements During Quarter: 4

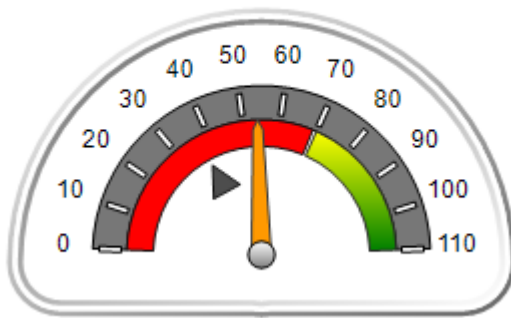
# Children in Care On Last Day: 1

## Quarterly Provider Comparisons to All ILP/TLPs

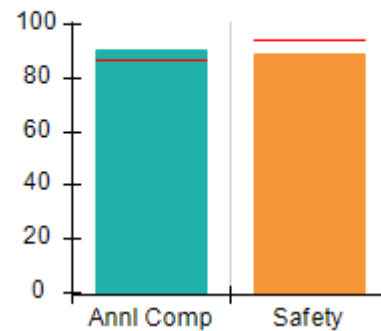
■■■■■■■■ indicates MalTx Threshold

▼ indicates average for all ILP/TLPs

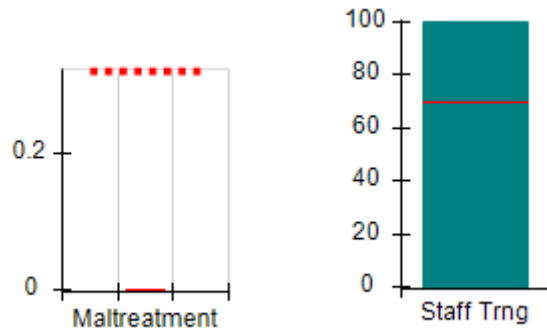
Overall Score (%)



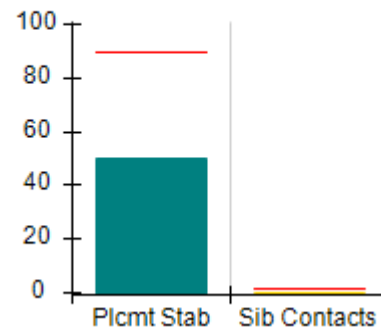
OPM Monitoring Reviews (%)



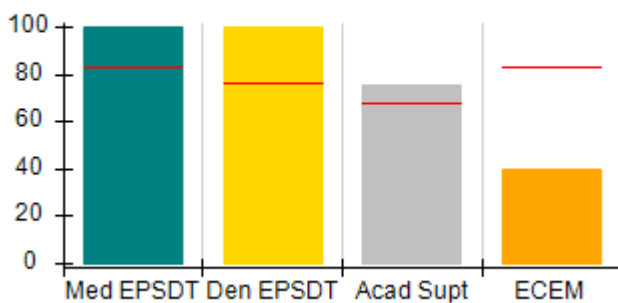
Safety Outcomes (%)



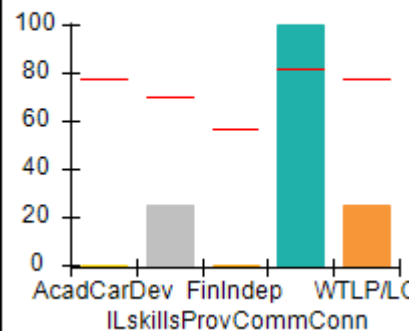
Permanency Outcomes (%)



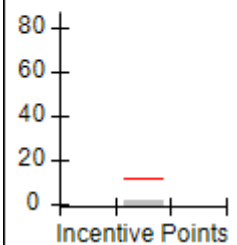
Well-Being Outcomes (%)



ILP/TLP Outcomes (%)



Incentives Earned (Points)





# Performance-Based Placement Measures

## RBWO Provider GA+SCORECARD - ILP/TLP

Report Quarter: Q3 FY2016

<b>Provider/Program Name: Stroman Account &amp; Property - ILP College Park (5157) - CCI</b>				
<b>5250 Hampton Drive, College Park, GA 30349</b>		<b>Quarterly Scores (Grades)</b>		<b>Current Quarter Score (Grade)</b>
<b>Phone: 770-994-0607</b>		<b>Q1: 100.14 (A+)</b>	<b>Q2: 82.97 (B-)</b>	<b>53.95% (F)</b>
<b>Vendor ID# 117923</b>		<b>Q3: 53.95 (F)</b>	<b>Q4: 101.30 (A+)</b>	
Program Census Information:		# Children in Care During Quarter: 4	# Placements During Quarter: 4	# Children in Care On Last Day: 1
	<b>Avg Performance All ILP/TLPs (%)</b>	<b>Provider Performance (%)*</b>	<b>Possible Points (Weight)</b>	<b>Provider Points Earned</b>
<b>OPM Monitoring Reviews</b>				
Annual Comprehensive Reviews	87%	91%	15	13.62
Safety Reviews	94%	89%	5	4.43
<b>Monitoring Sub-Total</b>			<b>20</b>	<b>18.05</b>
<b>ILP/TLP Safety Outcomes</b>				
Incidence of Maltreatment	0.00%	Not Eligible		
Staff Training	70%	100%	8	8.00
<b>Safety Sub-Total</b>			<b>8</b>	<b>8.00</b>
<b>ILP/TLP Permanency Outcomes</b>				
Placement Stability	90%	50%	3	1.50
Sibling Contacts	1%	0%	3	0.00
<b>Permanency Sub-Total</b>			<b>6</b>	<b>1.50</b>
<b>ILP/TLP Well-Being Outcomes</b>				
EPSDT Medical Visits	83%	100%	4	4.00
EPSDT Dental Visits	76%	100%	4	4.00
Academic Supports	68%	75%	3	2.25
Provider ECEM Visits	83%	40%	5	2.00
<b>Well-Being Sub-Total</b>			<b>16</b>	<b>12.25</b>
<b>ILP/TLP Specialty Outcomes</b>				
Academic/Career Development	78%	0%	10	0.00
Ind Living Skills Provision	70%	25%	15	3.75
Financial Independence	57%	0%	5	0.00
Community Connections	82%	100%	5	5.00
WTLP/Life Coach	78%	25%	15	3.75
<b>Specialty Sub-Total</b>			<b>50</b>	<b>12.50</b>
*Performance calculation descriptions can be found in the FY 2016 RBWO PBP Measurements and Standards Guide.				

<b>Monitoring &amp; Outcomes: Possible Points = 100</b>	<b>Points Earned = 52.30</b>
<b>Score Before Incentives Credit</b>	<b>52.30%</b>
<b>Incentives Awarded</b>	<b>01.65 pts</b>





**DHS, DFCS, Office of Provider Management**  
**Performance-Based Placement Measures**  
**RBWO Provider GA+SCORECARD - ILP/TLP**  
**Report Quarter: Q3 FY2016**



<b>PBP Verification</b>	<b>N/A pts</b>
<b>Total Score</b>	<b>53.95%</b>

<b>Provider/Program Name: Stroman Account &amp; Property - ILP College Park (5157) - CCI</b>				
Program Census Information:		# Children in Care During Quarter: 4	# Placements During Quarter: 4	# Children in Care On Last Day: 1
<b>ILP/TLP Incentive Credits</b>	<b>Avg Performance All ILP/TLPs (Points)</b>	<b>Provider Performance (%)*</b>	<b>Possible Points (Weight)</b>	<b>Provider Points Earned</b>
No DJJ or DOC Involvement		33%	5	1.65
Extended Foster Care Services		Not Eligible	5	
Positive Permanency Connections		Not Eligible	5	
High School Graduation/College Participation/Professional Certification		0%	20	0.00
Part-Time Employment with Medical Benefits		0%	20	0.00
Living Arrangements at Discharge		0%	20	0.00
Additional Academic Supports		0%	2	0.00
Additional IL Skills Provision		0%	5	0.00
Active Agency Accreditation		0%	4	0.00
Staff Clinical Licensure		0%	5	0.00
<b>Incentives Total</b>	<b>12.01</b>		<b>91</b>	<b>1.65</b>
*Performance calculation descriptions can be found in the FY 2016 RBWO PBP Measurements and Standards Guide.				

<b>Child Protective Services Investigations and Dispositions</b>		
The following investigations data, which is not used for scoring but is considered significant to a provider's performance, is from Georgia SHINES and is not considered final or complete until the end of the fiscal year.		
Total Reports:	0	
Number Screened In:	0	
Number Screened Out:	0	
Number Substantiated:	0	
Number Unsubstantiated:	0	
Number Active CPS Investigations:	0	



# Performance-Based Placement Measures RBWO Provider GA+SCORECARD - ILP/TLP

Report Quarter: Q3 FY2016

**Provider/Program Name: Stroman Account & Property - ILP Union City (5156) - CCI**

5250 Hwy 138, Union City, GA 30291

Phone: 770-994-0607

Vendor ID# 117989

Quarterly Scores (Grades)

Q1: 101.95 (A+)

Q2: 86.78 (B)

Q3: 91.54 (A-)

Q4: 96.99 (A)

Current Quarter Score (Grade)

91.54%

(A-)

Program Census Information:

# Children in Care During Quarter: 13

# Placements During Quarter: 13

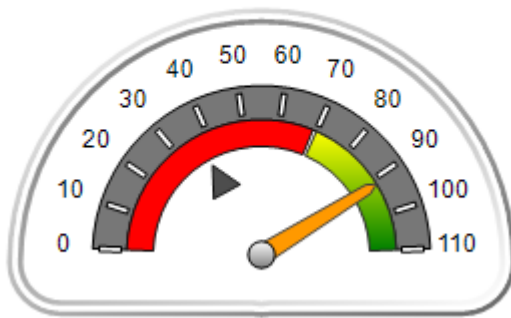
# Children in Care On Last Day: 6

## Quarterly Provider Comparisons to All ILP/TLPs

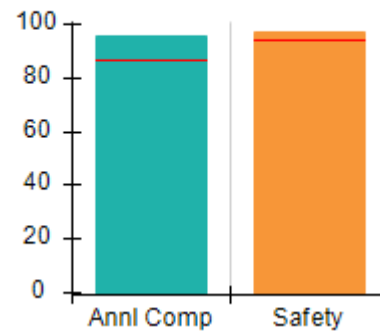
■■■■■■■■ indicates MalTx Threshold

▼ indicates average for all ILP/TLPs

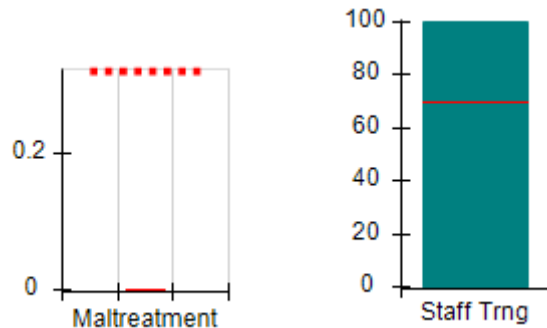
Overall Score (%)



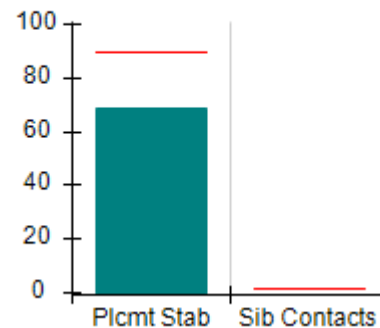
OPM Monitoring Reviews (%)



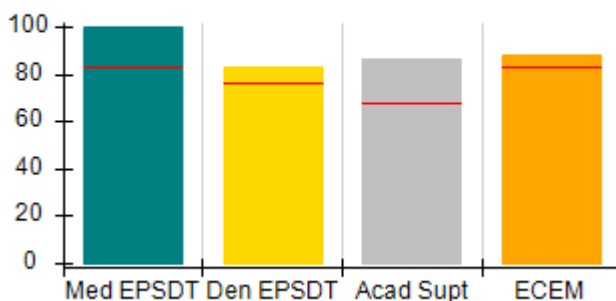
Safety Outcomes (%)



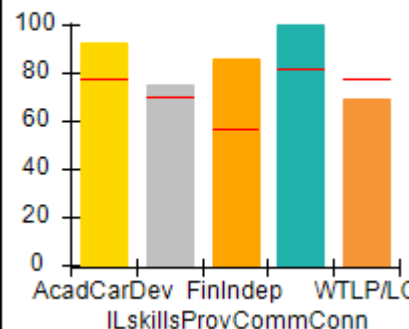
Permanency Outcomes (%)



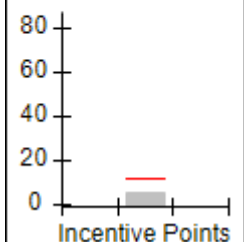
Well-Being Outcomes (%)



ILP/TLP Outcomes (%)



Incentives Earned (Points)





# Performance-Based Placement Measures RBWO Provider GA+SCORECARD - ILP/TLP

Report Quarter: Q3 FY2016

<b>Provider/Program Name: Stroman Account &amp; Property - ILP Union City (5156) - CCI</b>				
<b>5250 Hwy 138, Union City, GA 30291</b>		<b>Quarterly Scores (Grades)</b>		<b>Current Quarter Score (Grade)</b>
<b>Phone: 770-994-0607</b>		<b>Q1: 101.95 (A+)</b>	<b>Q2: 86.78 (B)</b>	<b>91.54% (A-)</b>
<b>Vendor ID# 117989</b>		<b>Q3: 91.54 (A-)</b>	<b>Q4: 96.99 (A)</b>	
Program Census Information:		# Children in Care During Quarter: 13	# Placements During Quarter: 13	# Children in Care On Last Day: 6
	<b>Avg Performance All ILP/TLPs (%)</b>	<b>Provider Performance (%)*</b>	<b>Possible Points (Weight)</b>	<b>Provider Points Earned</b>
<b>OPM Monitoring Reviews</b>				
Annual Comprehensive Reviews	87%	96%	15	14.42
Safety Reviews	94%	98%	5	4.88
<b>Monitoring Sub-Total</b>			<b>20</b>	<b>19.30</b>
<b>ILP/TLP Safety Outcomes</b>				
Incidence of Maltreatment	0.00%	No Substantiated Reports	3	3.00
Staff Training	70%	100%	5	5.00
<b>Safety Sub-Total</b>			<b>8</b>	<b>8.00</b>
<b>ILP/TLP Permanency Outcomes</b>				
Placement Stability	90%	69%	6	4.14
Sibling Contacts	1%	None Planned		
<b>Permanency Sub-Total</b>			<b>6</b>	<b>4.14</b>
<b>ILP/TLP Well-Being Outcomes</b>				
EPSDT Medical Visits	83%	100%	4	4.00
EPSDT Dental Visits	76%	83%	4	3.32
Academic Supports	68%	86%	3	2.58
Provider ECEM Visits	83%	88%	5	4.40
<b>Well-Being Sub-Total</b>			<b>16</b>	<b>14.30</b>
<b>ILP/TLP Specialty Outcomes</b>				
Academic/Career Development	78%	93%	10	9.30
Ind Living Skills Provision	70%	75%	15	11.25
Financial Independence	57%	86%	5	4.30
Community Connections	82%	100%	5	5.00
WTLP/Life Coach	78%	69%	15	10.35
<b>Specialty Sub-Total</b>			<b>50</b>	<b>40.20</b>
*Performance calculation descriptions can be found in the FY 2016 RBWO PBP Measurements and Standards Guide.				

Monitoring &amp; Outcomes: Possible Points = 100

Points Earned = 85.94

Score Before Incentives Credit

85.94%



## Performance-Based Placement Measures

### RBWO Provider GA+SCORECARD - ILP/TLP

Report Quarter: Q3 FY2016

Incentives Awarded	05.60 pts
PBP Verification	N/A pts
<b>Total Score</b>	<b>91.54%</b>

#### Provider/Program Name: Stroman Account & Property - ILP Union City (5156) - CCI

Program Census Information:		# Children in Care During Quarter: 13	# Placements During Quarter: 13	# Children in Care On Last Day: 6
ILP/TLP Incentive Credits	Avg Performance All ILP/TLPs (Points)	Provider Performance (%)*	Possible Points (Weight)	Provider Points Earned
No DJJ or DOC Involvement		87%	5	4.35
Extended Foster Care Services		Not Eligible	5	
Positive Permanency Connections		0%	5	0.00
High School Graduation/College Participation/Professional Certification		0%	20	0.00
Part-Time Employment with Medical Benefits		0%	20	0.00
Living Arrangements at Discharge		0%	20	0.00
Additional Academic Supports		0%	2	0.00
Additional IL Skills Provision		25%	5	1.25
Active Agency Accreditation		0%	4	0.00
Staff Clinical Licensure		0%	5	0.00
<b>Incentives Total</b>	<b>12.01</b>		<b>91</b>	<b>5.60</b>

\*Performance calculation descriptions can be found in the FY 2016 RBWO PBP Measurements and Standards Guide.

#### Child Protective Services Investigations and Dispositions

The following investigations data, which is not used for scoring but is considered significant to a provider's performance, is from Georgia SHINES and is not considered final or complete until the end of the fiscal year.

Total Reports:	0	
Number Screened In:	0	
Number Screened Out:	0	
Number Substantiated:	0	
Number Unsubstantiated:	0	
Number Active CPS Investigations:	0	



# Performance-Based Placement Measures RBWO Provider GA+SCORECARD - ILP/TLP

Report Quarter: Q3 FY2016

**Provider/Program Name: Turning Point Homes - Independent Living Program (832) - CCI**

2058 Snapfinger Road, Decatur, GA 30035

Phone: 678-343-1219

Vendor ID# 35605

Quarterly Scores (Grades)

Q1: 39.19 (F)

Q2: 52.05 (F)

Q3: 57.46 (F)

Q4: 62.35 (D-)

Current Quarter Score (Grade)

57.46%

(F)

Program Census Information:

# Children in Care During Quarter: 4

# Placements During Quarter: 4

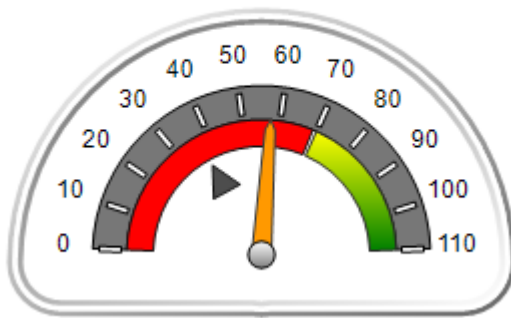
# Children in Care On Last Day: 4

## Quarterly Provider Comparisons to All ILP/TLPs

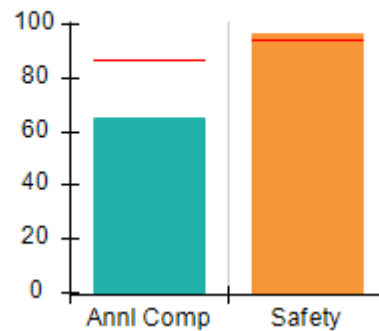
■■■■■■■■ indicates MalTx Threshold

▼ indicates average for all ILP/TLPs

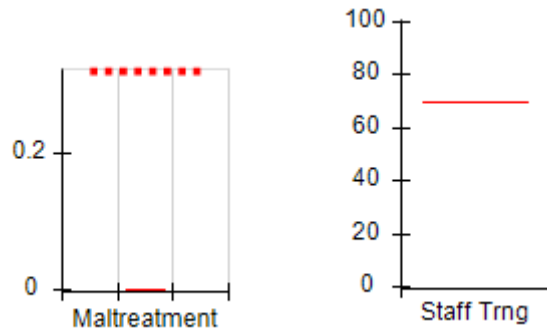
Overall Score (%)



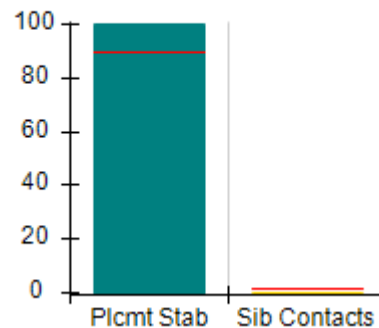
OPM Monitoring Reviews (%)



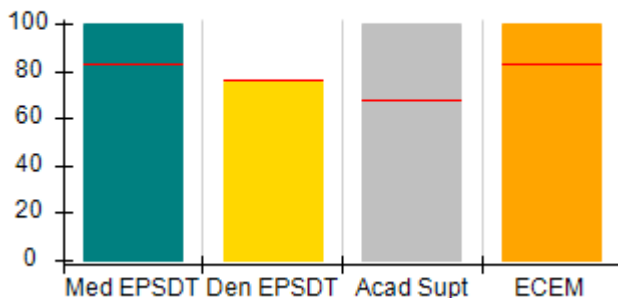
Safety Outcomes (%)



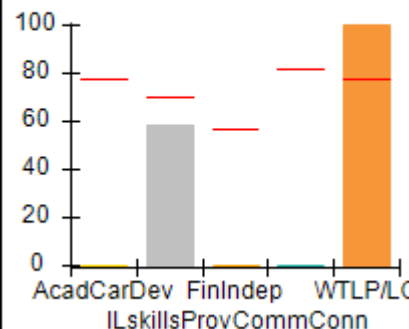
Permanency Outcomes (%)



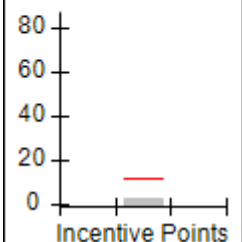
Well-Being Outcomes (%)



ILP/TLP Outcomes (%)



Incentives Earned (Points)





# Performance-Based Placement Measures

## RBWO Provider GA+SCORECARD - ILP/TLP

Report Quarter: Q3 FY2016

Provider/Program Name: Turning Point Homes - Independent Living Program (832) - CCI				
2058 Snapfinger Road, Decatur, GA 30035		Quarterly Scores (Grades)		Current Quarter Score (Grade)
Phone: 678-343-1219		Q1: 39.19 (F)	Q2: 52.05 (F)	57.46% (F)
Vendor ID# 35605		Q3: 57.46 (F)	Q4: 62.35 (D-)	
Program Census Information:		# Children in Care During Quarter: 4	# Placements During Quarter: 4	# Children in Care On Last Day: 4
	Avg Performance All ILP/TLPs (%)	Provider Performance (%)*	Possible Points (Weight)	Provider Points Earned
<b>OPM Monitoring Reviews</b>				
Annual Comprehensive Reviews	87%	65%	15	9.80
Safety Reviews	94%	97%	5	4.84
<b>Monitoring Sub-Total</b>			<b>20</b>	<b>14.64</b>
<b>ILP/TLP Safety Outcomes</b>				
Incidence of Maltreatment	0.00%	Not Eligible		
Staff Training	70%	Not Eligible		
<b>Safety Sub-Total</b>			<b>N/A</b>	
<b>ILP/TLP Permanency Outcomes</b>				
Placement Stability	90%	100%	3	3.00
Sibling Contacts	1%	0%	3	0.00
<b>Permanency Sub-Total</b>			<b>6</b>	<b>3.00</b>
<b>ILP/TLP Well-Being Outcomes</b>				
EPSDT Medical Visits	83%	100%	4	4.00
EPSDT Dental Visits	76%	75%	4	3.00
Academic Supports	68%	100%	3	3.00
Provider ECEM Visits	83%	100%	5	5.00
<b>Well-Being Sub-Total</b>			<b>16</b>	<b>15.00</b>
<b>ILP/TLP Specialty Outcomes</b>				
Academic/Career Development	78%	0%	10	0.00
Ind Living Skills Provision	70%	58%	15	8.70
Financial Independence	57%	0%	5	0.00
Community Connections	82%	0%	5	0.00
WTLP/Life Coach	78%	100%	15	15.00
<b>Specialty Sub-Total</b>			<b>50</b>	<b>23.70</b>
*Performance calculation descriptions can be found in the FY 2016 RBWO PBP Measurements and Standards Guide.				

<b>Monitoring &amp; Outcomes: Possible Points = 92</b>	<b>Points Earned = 56.34</b>
<b>Score Before Incentives Credit</b>	<b>61.23%</b>
<b>Incentives Awarded</b>	<b>02.44 pts</b>



**DHS, DFCS, Office of Provider Management**  
**Performance-Based Placement Measures**  
**RBWO Provider GA+SCORECARD - ILP/TLP**  
**Report Quarter: Q3 FY2016**



<b>PBP Verification</b>	<b>-6.21 pts</b>
<b>Total Score</b>	<b>57.46%</b>

**Provider/Program Name: Turning Point Homes - Independent Living Program (832) - CCI**

Program Census Information:		# Children in Care During Quarter: 4	# Placements During Quarter: 4	# Children in Care On Last Day: 4
ILP/TLP Incentive Credits	Avg Performance All ILP/TLPs (Points)	Provider Performance (%)*	Possible Points (Weight)	Provider Points Earned
No DJJ or DOC Involvement		0%	5	0.00
Extended Foster Care Services		Not Eligible	5	
Positive Permanency Connections		0%	5	0.00
High School Graduation/College Participation/Professional Certification		0%	20	0.00
Part-Time Employment with Medical Benefits		Not Eligible	20	
Living Arrangements at Discharge		Not Eligible	20	
Additional Academic Supports		17%	2	0.34
Additional IL Skills Provision		42%	5	2.10
Active Agency Accreditation		0%	4	0.00
Staff Clinical Licensure		0%	5	0.00
<b>Incentives Total</b>	<b>12.01</b>		<b>91</b>	<b>2.44</b>

\*Performance calculation descriptions can be found in the FY 2016 RBWO PBP Measurements and Standards Guide.

**Child Protective Services Investigations and Dispositions**

The following investigations data, which is not used for scoring but is considered significant to a provider's performance, is from Georgia SHINES and is not considered final or complete until the end of the fiscal year.

Total Reports:	0
Number Screened In:	0
Number Screened Out:	0
Number Substantiated:	0
Number Unsubstantiated:	0
Number Active CPS Investigations:	0



# **Performance-Based Placement Measures** **RBWO Provider GA+SCORECARD - ILP/TLP**

Report Quarter: Q3 FY2016

**Provider/Program Name: United Methodist Children Home of the North GA Conference - Independent Living Program (4428) - CCI**

500 South Columbia Dr., Decatur, GA 30030

Phone: 404-327-5820

Vendor ID# 63445

Quarterly Scores (Grades)

Current Quarter Score (Grade)

Q1: 81.56 (B-)

Q2: 79.18 (C+)

95.66%

Q3: 95.66 (A)

Q4: 108.50 (A+)

(A)

Program Census Information:

# Children in Care During Quarter: 7

# Placements During Quarter: 7

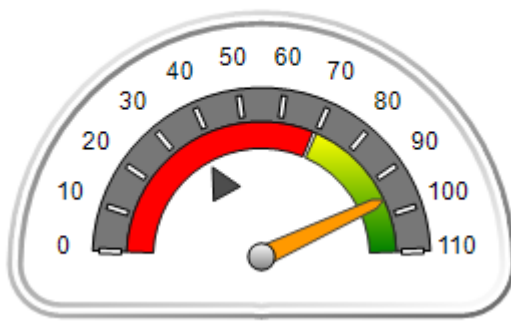
# Children in Care On Last Day: 7

## **Quarterly Provider Comparisons to All ILP/TLPs**

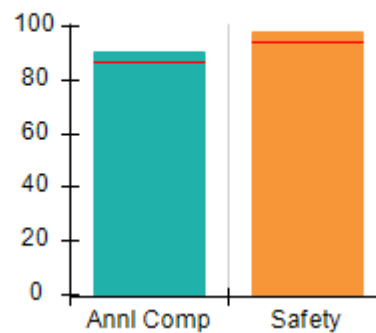
■■■■■■■■ indicates MalTx Threshold

▼ indicates average for all ILP/TLPs

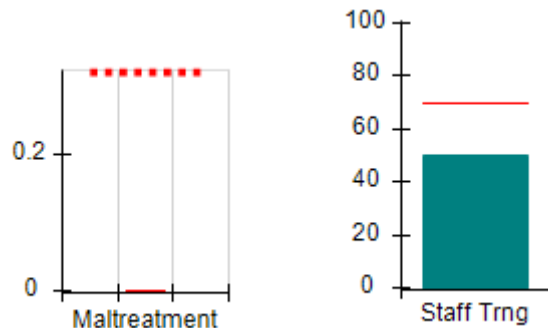
Overall Score (%)



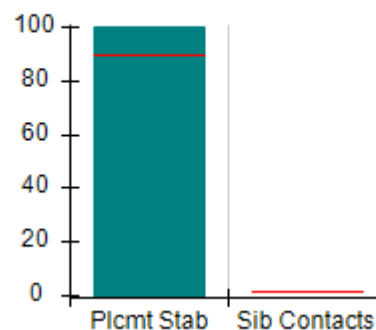
OPM Monitoring Reviews (%)



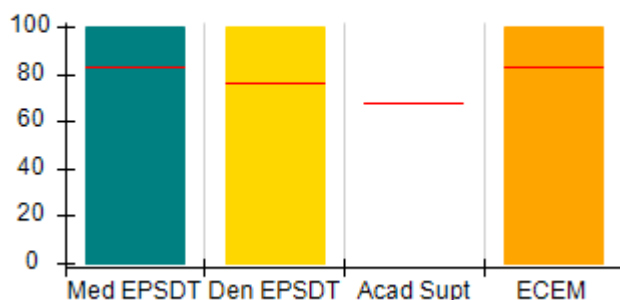
Safety Outcomes (%)



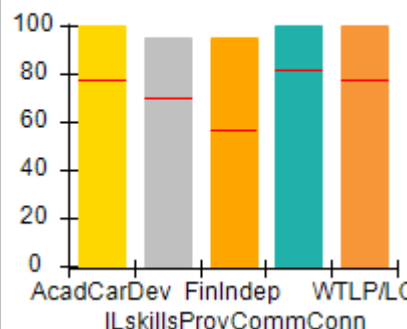
Permanency Outcomes (%)



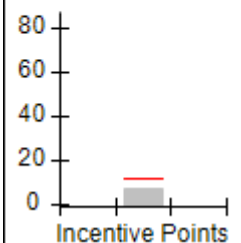
Well-Being Outcomes (%)



ILP/TLP Outcomes (%)



Incentives Earned (Points)







# Performance-Based Placement Measures RBWO Provider GA+SCORECARD - ILP/TLP

Report Quarter: Q3 FY2016

Provider/Program Name: United Methodist Children Home of the North GA Conference - Independent Living Program (4428) - CCI				
500 South Columbia Dr., Decatur, GA 30030		Quarterly Scores (Grades)		Current Quarter Score (Grade)
Phone: 404-327-5820		Q1: 81.56 (B-)	Q2: 79.18 (C+)	95.66% (A)
Vendor ID# 63445		Q3: 95.66 (A)	Q4: 108.50 (A+)	
Program Census Information:		# Children in Care During Quarter: 7	# Placements During Quarter: 7	# Children in Care On Last Day: 7
	Avg Performance All ILP/TLPs (%)	Provider Performance (%)*	Possible Points (Weight)	Provider Points Earned
<b>OPM Monitoring Reviews</b>				
Annual Comprehensive Reviews	87%	91%	15	13.58
Safety Reviews	94%	98%	5	4.92
<b>Monitoring Sub-Total</b>			<b>20</b>	<b>18.50</b>
<b>ILP/TLP Safety Outcomes</b>				
Incidence of Maltreatment	0.00%	Not Eligible		
Staff Training	70%	50%	8	4.00
<b>Safety Sub-Total</b>			<b>8</b>	<b>4.00</b>
<b>ILP/TLP Permanency Outcomes</b>				
Placement Stability	90%	100%	6	6.00
Sibling Contacts	1%	None Planned		
<b>Permanency Sub-Total</b>			<b>6</b>	<b>6.00</b>
<b>ILP/TLP Well-Being Outcomes</b>				
EPSDT Medical Visits	83%	100%	4.9	4.92
EPSDT Dental Visits	76%	100%	4.9	4.92
Academic Supports	68%	Not Eligible		
Provider ECEM Visits	83%	100%	6.2	6.15
<b>Well-Being Sub-Total</b>			<b>16</b>	<b>16.00</b>
<b>ILP/TLP Specialty Outcomes</b>				
Academic/Career Development	78%	100%	10	10.00
Ind Living Skills Provision	70%	95%	15	14.25
Financial Independence	57%	95%	5	4.75
Community Connections	82%	100%	5	5.00
WTLP/Life Coach	78%	100%	15	15.00
<b>Specialty Sub-Total</b>			<b>50</b>	<b>49.00</b>
*Performance calculation descriptions can be found in the FY 2016 RBWO PBP Measurements and Standards Guide.				

<b>Monitoring &amp; Outcomes: Possible Points = 100</b>	<b>Points Earned = 93.50</b>
<b>Score Before Incentives Credit</b>	<b>93.50%</b>
<b>Incentives Awarded</b>	<b>07.00 pts</b>



**DHS, DFCS, Office of Provider Management**  
**Performance-Based Placement Measures**  
**RBWO Provider GA+SCORECARD - ILP/TLP**  
**Report Quarter: Q3 FY2016**



<b>PBP Verification</b>	<b>-4.84 pts</b>
<b>Total Score</b>	<b>95.66%</b>

**Provider/Program Name: United Methodist Children Home of the North GA Conference - Independent Living Program (4428) - CCI**

Program Census Information:		# Children in Care During Quarter: 7	# Placements During Quarter: 7	# Children in Care On Last Day: 7
ILP/TLP Incentive Credits	Avg Performance All ILP/TLPs (Points)	Provider Performance (%)*	Possible Points (Weight)	Provider Points Earned
No DJJ or DOC Involvement		100%	5	5.00
Extended Foster Care Services		Not Eligible	5	
Positive Permanency Connections		0%	5	0.00
High School Graduation/College Participation/Professional Certification		0%	20	0.00
Part-Time Employment with Medical Benefits		Not Eligible	20	
Living Arrangements at Discharge		Not Eligible	20	
Additional Academic Supports		Not Eligible	2	
Additional IL Skills Provision		0%	5	0.00
Active Agency Accreditation		50%	4	2.00
Staff Clinical Licensure		0%	5	0.00
<b>Incentives Total</b>	<b>12.01</b>		<b>91</b>	<b>7.00</b>

\*Performance calculation descriptions can be found in the FY 2016 RBWO PBP Measurements and Standards Guide.

**Child Protective Services Investigations and Dispositions**

The following investigations data, which is not used for scoring but is considered significant to a provider's performance, is from Georgia SHINES and is not considered final or complete until the end of the fiscal year.

Total Reports:	0
Number Screened In:	0
Number Screened Out:	0
Number Substantiated:	0
Number Unsubstantiated:	0
Number Active CPS Investigations:	0



## Performance-Based Placement Measures RBWO Provider GA+SCORECARD - ILP/TLP

Report Quarter: Q3 FY2016

**Provider/Program Name: United Methodist Children Home of the North GA Conference - On-Campus Transitional Living Program (Hybrid) (849) - CCI**

500 South Columbia Dr., Decatur, GA 30030

Phone: 404-327-5820

Vendor ID# 35627

Quarterly Scores (Grades)

Current Quarter Score (Grade)

Q1: 93.74 (A-)

Q2: 86.02 (B)

97.34%

Q3: 97.34 (A+)

Q4: 103.24 (A+)

(A+)

Program Census Information:

# Children in Care During Quarter: 23

# Placements During Quarter: 25

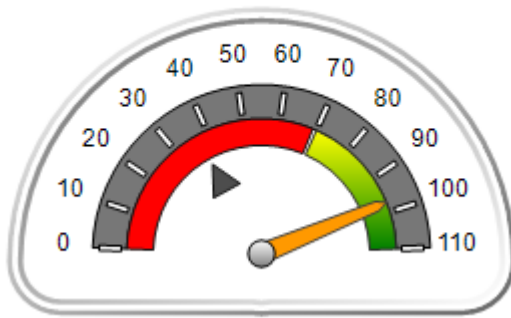
# Children in Care On Last Day: 18

### Quarterly Provider Comparisons to All ILP/TLPs

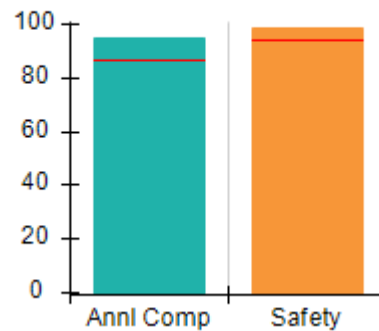
■■■■■■■■ indicates MalTx Threshold

▼ indicates average for all ILP/TLPs

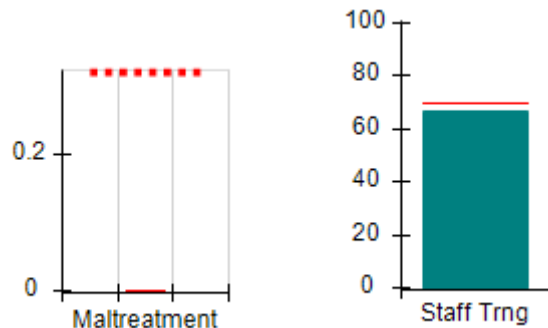
Overall Score (%)



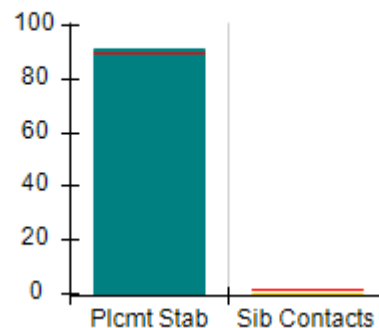
OPM Monitoring Reviews (%)



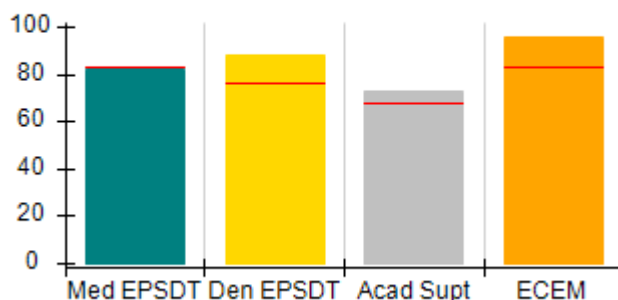
Safety Outcomes (%)



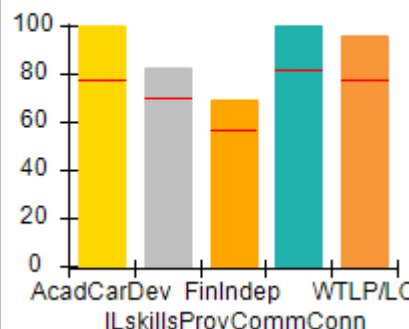
Permanency Outcomes (%)



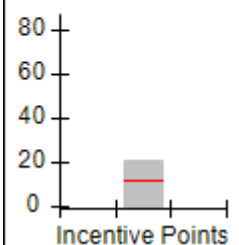
Well-Being Outcomes (%)



ILP/TLP Outcomes (%)



Incentives Earned (Points)





# Performance-Based Placement Measures RBWO Provider GA+SCORECARD - ILP/TLP

Report Quarter: Q3 FY2016

**Provider/Program Name: United Methodist Children Home of the North GA Conference - On-Campus Transitional Living Program (Hybrid) (849) - CCI**

<b>500 South Columbia Dr., Decatur, GA 30030</b>  <b>Phone: 404-327-5820</b>  <b>Vendor ID# 35627</b>	<b>Quarterly Scores (Grades)</b>		<b>Current Quarter Score (Grade)</b>
	<b>Q1: 93.74 (A-)</b>	<b>Q2: 86.02 (B)</b>	<b>97.34%</b>
	<b>Q3: 97.34 (A+)</b>	<b>Q4: 103.24 (A+)</b>	<b>(A+)</b>

Program Census Information:	# Children in Care During Quarter: 23	# Placements During Quarter: 25	# Children in Care On Last Day: 18
-----------------------------	---------------------------------------	---------------------------------	------------------------------------

	<b>Avg Performance All ILP/TLPs (%)</b>	<b>Provider Performance (%)*</b>	<b>Possible Points (Weight)</b>	<b>Provider Points Earned</b>
--	---	----------------------------------	---------------------------------	-------------------------------

## OPM Monitoring Reviews

Annual Comprehensive Reviews	87%	95%	15	14.23
Safety Reviews	94%	99%	5	4.93
<b>Monitoring Sub-Total</b>			<b>20</b>	<b>19.17</b>

## ILP/TLP Safety Outcomes

Incidence of Maltreatment	0.00%	No Substantiated Reports	3	3.00
Staff Training	70%	67%	5	3.35
<b>Safety Sub-Total</b>			<b>8</b>	<b>6.35</b>

## ILP/TLP Permanency Outcomes

Placement Stability	90%	91%	3	2.73
Sibling Contacts	1%	0%	3	0.00
<b>Permanency Sub-Total</b>			<b>6</b>	<b>2.73</b>

## ILP/TLP Well-Being Outcomes

EPSDT Medical Visits	83%	82%	4	3.28
EPSDT Dental Visits	76%	88%	4	3.52
Academic Supports	68%	73%	3	2.19
Provider ECEM Visits	83%	96%	5	4.80
<b>Well-Being Sub-Total</b>			<b>16</b>	<b>13.79</b>

## ILP/TLP Specialty Outcomes

Academic/Career Development	78%	100%	10	10.00
Ind Living Skills Provision	70%	83%	15	12.45
Financial Independence	57%	69%	5	3.45
Community Connections	82%	100%	5	5.00
WTLP/Life Coach	78%	96%	15	14.40
<b>Specialty Sub-Total</b>			<b>50</b>	<b>45.30</b>

\*Performance calculation descriptions can be found in the FY 2016 RBWO PBP Measurements and Standards Guide.

<b>Monitoring &amp; Outcomes: Possible Points = 100</b>	<b>Points Earned = 87.34</b>
<b>Score Before Incentives Credit</b>	
<b>87.34%</b>	



# Performance-Based Placement Measures RBWO Provider GA+SCORECARD - ILP/TLP

Report Quarter: Q3 FY2016

Incentives Awarded	10.00 pts
PBP Verification	0.00 pts
<b>Total Score</b>	<b>97.34%</b>

## Provider/Program Name: United Methodist Children Home of the North GA Conference - On-Campus Transitional Living Program (Hybrid) (849) - CCI

Program Census Information:		# Children in Care During Quarter: 23	# Placements During Quarter: 25	# Children in Care On Last Day: 18
ILP/TLP Incentive Credits	Avg Performance All ILP/TLPs (Points)	Provider Performance (%)*	Possible Points (Weight)	Provider Points Earned
No DJJ or DOC Involvement		86%	5	4.30
Extended Foster Care Services		Not Eligible	5	
Positive Permanency Connections		0%	5	0.00
High School Graduation/College Participation/Professional Certification		0%	20	0.00
Part-Time Employment with Medical Benefits		57%	20	11.40
Living Arrangements at Discharge		14%	20	2.80
Additional Academic Supports		4%	2	0.08
Additional IL Skills Provision		0%	5	0.00
Active Agency Accreditation		50%	4	2.00
Staff Clinical Licensure		0%	5	0.00
<b>Incentives Total</b>	<b>12.01</b>		<b>91</b>	<b>20.58</b>

\*Performance calculation descriptions can be found in the FY 2016 RBWO PBP Measurements and Standards Guide.

## Child Protective Services Investigations and Dispositions

The following investigations data, which is not used for scoring but is considered significant to a provider's performance, is from Georgia SHINES and is not considered final or complete until the end of the fiscal year.

Total Reports:	0	
Number Screened In:	0	
Number Screened Out:	0	
Number Substantiated:	0	
Number Unsubstantiated:	0	
Number Active CPS Investigations:	0	



# Performance-Based Placement Measures RBWO Provider GA+SCORECARD - ILP/TLP

Report Quarter: Q3 FY2016

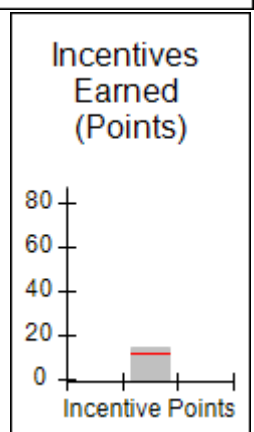
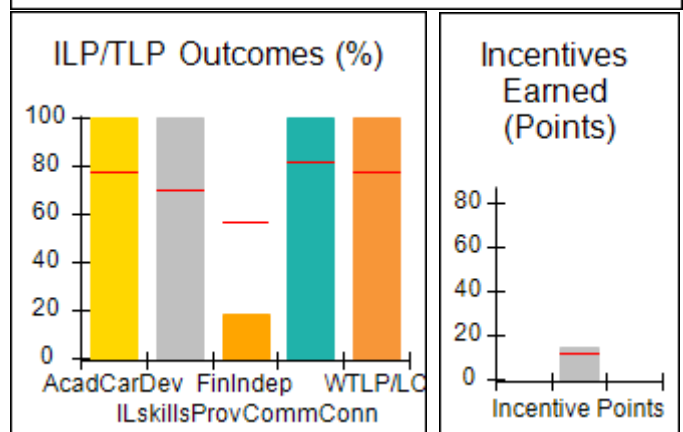
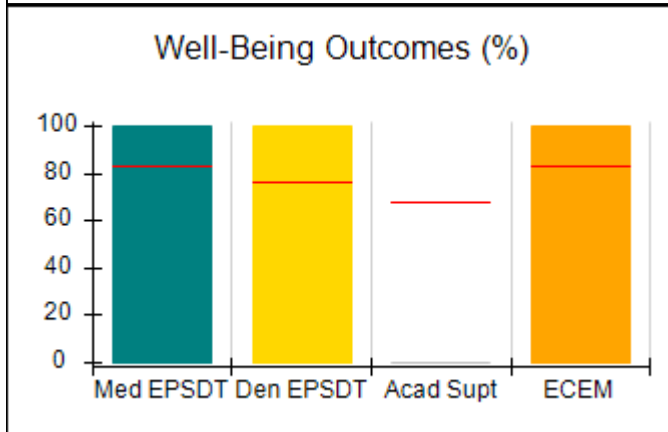
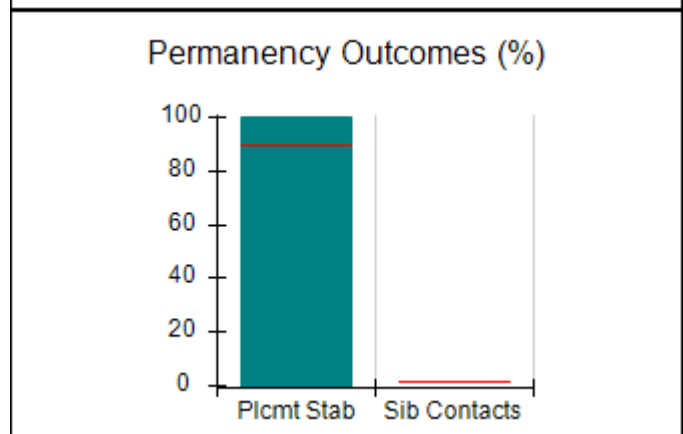
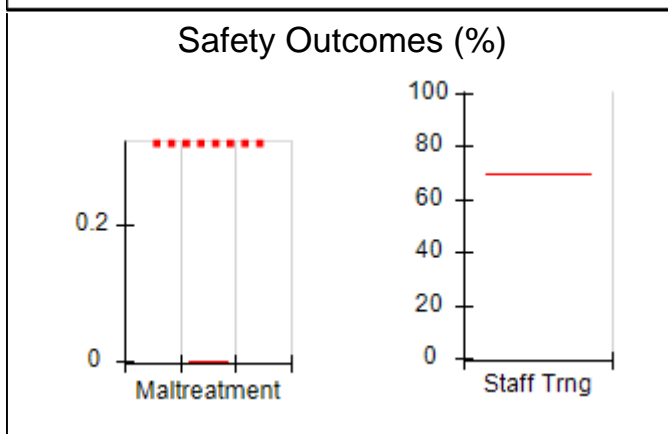
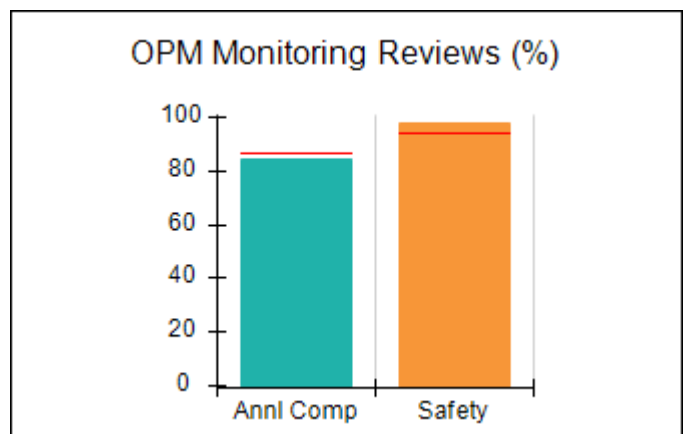
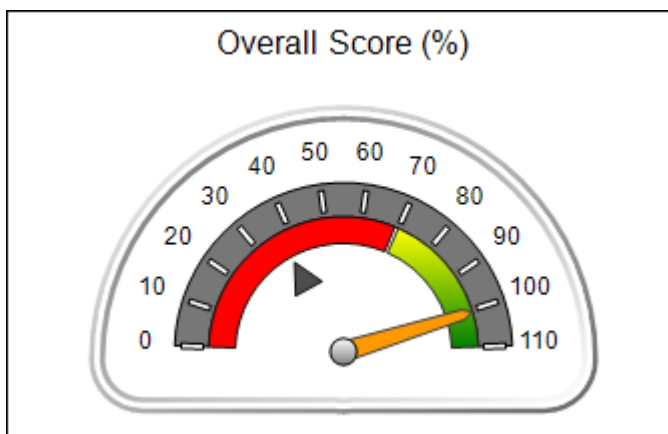
**Provider/Program Name: Vanessa's Place - ILP (5177) - CCI**

<b>985 Park West Lane, Stone Mountain, GA 30088</b>  <b>Phone: 404-234-8512</b>  <b>Vendor ID# 131890</b>	Quarterly Scores (Grades)		Current Quarter Score (Grade)
	Q1: 105.08 (A+)	Q2: 102.92 (A+)	<b>100.53% (A+)</b>
	Q3: 100.53 (A+)	Q4: 61.35 (D-)	
Program Census Information:	# Children in Care During Quarter: 5	# Placements During Quarter: 5	# Children in Care On Last Day: 4

## Quarterly Provider Comparisons to All ILP/TLPs

■■■■■■■■ indicates MalTx Threshold

▼ ————— indicates average for all ILP/TLPs





# Performance-Based Placement Measures RBWO Provider GA+SCORECARD - ILP/TLP

Report Quarter: Q3 FY2016

**Provider/Program Name: Vanessa's Place - ILP (5177) - CCI**

985 Park West Lane, Stone Mountain, GA 30088

Phone: 404-234-8512

Vendor ID# 131890

**Quarterly Scores (Grades)**
**Current Quarter Score  
(Grade)**

Q1: 105.08 (A+)

Q2: 102.92 (A+)

100.53%

Q3: 100.53 (A+)

Q4: 61.35 (D-)

(A+)

Program Census Information:

# Children in Care During  
Quarter: 5# Placements During  
Quarter: 5# Children in Care On  
Last Day: 4
**Avg  
Performance All  
ILP/TLPs (%)**
**Provider  
Performance (%)\***
**Possible Points  
(Weight)**
**Provider Points  
Earned**
**OPM Monitoring Reviews**

Annual Comprehensive Reviews	87%	85%	15	12.71
Safety Reviews	94%	98%	5	4.92
<b>Monitoring Sub-Total</b>			<b>20</b>	<b>17.63</b>

**ILP/TLP Safety Outcomes**

Incidence of Maltreatment	0.00%	No Substantiated Reports	8	8.00
Staff Training	70%	Not Eligible		
<b>Safety Sub-Total</b>			<b>8</b>	<b>8.00</b>

**ILP/TLP Permanency Outcomes**

Placement Stability	90%	100%	6	6.00
Sibling Contacts	1%	None Planned		
<b>Permanency Sub-Total</b>			<b>6</b>	<b>6.00</b>

**ILP/TLP Well-Being Outcomes**

EPSDT Medical Visits	83%	100%	4	4.00
EPSDT Dental Visits	76%	100%	4	4.00
Academic Supports	68%	0%	3	0.00
Provider ECEM Visits	83%	100%	5	5.00
<b>Well-Being Sub-Total</b>			<b>16</b>	<b>13.00</b>

**ILP/TLP Specialty Outcomes**

Academic/Career Development	78%	100%	10	10.00
Ind Living Skills Provision	70%	100%	15	15.00
Financial Independence	57%	18%	5	0.90
Community Connections	82%	100%	5	5.00
WTLP/Life Coach	78%	100%	15	15.00
<b>Specialty Sub-Total</b>			<b>50</b>	<b>45.90</b>

\*Performance calculation descriptions can be found in the FY 2016 RBWO PBP Measurements and Standards Guide.

**Monitoring & Outcomes: Possible Points = 100**
**Points Earned = 90.53**
**Score Before Incentives Credit**
**90.53%**



# Performance-Based Placement Measures RBWO Provider GA+SCORECARD - ILP/TLP

Report Quarter: Q3 FY2016

Incentives Awarded	10.00 pts
PBP Verification	N/A pts
<b>Total Score</b>	<b>100.53%</b>

**Provider/Program Name: Vanessa's Place - ILP (5177) - CCI**

Program Census Information:		# Children in Care During Quarter: 5	# Placements During Quarter: 5	# Children in Care On Last Day: 4
ILP/TLP Incentive Credits	Avg Performance All ILP/TLPs (Points)	Provider Performance (%)*	Possible Points (Weight)	Provider Points Earned
No DJJ or DOC Involvement		67%	5	3.35
Extended Foster Care Services		Not Eligible	5	
Positive Permanency Connections		0%	5	0.00
High School Graduation/College Participation/Professional Certification		33%	20	6.60
Part-Time Employment with Medical Benefits		0%	20	0.00
Living Arrangements at Discharge		0%	20	0.00
Additional Academic Supports		0%	2	0.00
Additional IL Skills Provision		100%	5	5.00
Active Agency Accreditation		0%	4	0.00
Staff Clinical Licensure		0%	5	0.00
<b>Incentives Total</b>	<b>12.01</b>		<b>91</b>	<b>14.95</b>

\*Performance calculation descriptions can be found in the FY 2016 RBWO PBP Measurements and Standards Guide.

**Child Protective Services Investigations and Dispositions**

The following investigations data, which is not used for scoring but is considered significant to a provider's performance, is from Georgia SHINES and is not considered final or complete until the end of the fiscal year.

Total Reports:	0	
Number Screened In:	0	
Number Screened Out:	0	
Number Substantiated:	0	
Number Unsubstantiated:	0	
Number Active CPS Investigations:	0	





# Performance-Based Placement Measures

## RBWO Provider GA+SCORECARD - ILP/TLP

Report Quarter: Q3 FY2016

**Provider/Program Name: Wellspring Living, Inc. - ILP (5210) - CCI**

3965 Roosevelt Hwy, Union City, GA 30349

Phone: 770-631-8888

Vendor ID# 132094

## Quarterly Scores (Grades)

## Current Quarter Score (Grade)

Q1: 00.00 (F)

Q2: 70.53 (C-)

50.00%

Q3: 50.00 (F)

Q4: 50.00 (F)

(F)

Program Census Information:

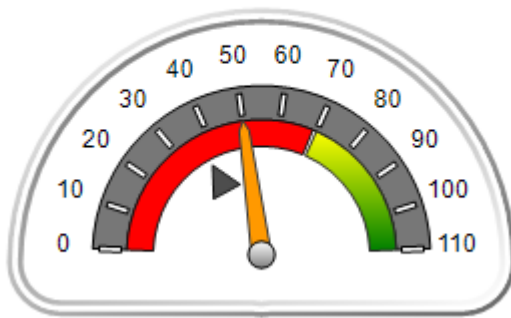
# Children in Care During  
Quarter: 0# Placements During  
Quarter: 0# Children in Care On Last  
Day: 0

### Quarterly Provider Comparisons to All ILP/TLPs

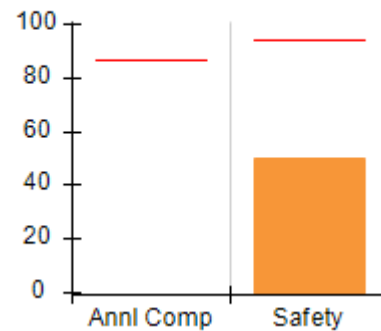
■■■■■■■■ indicates MalTx Threshold

▼ indicates average for all ILP/TLPs

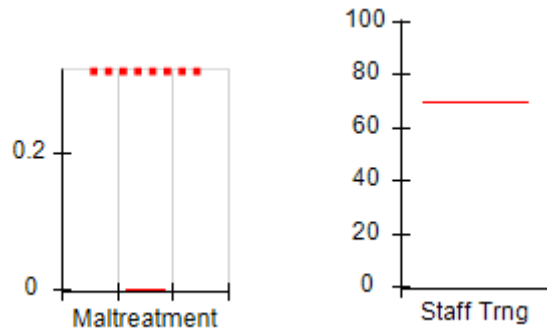
## Overall Score (%)



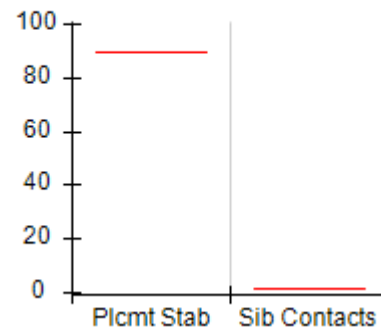
## OPM Monitoring Reviews (%)



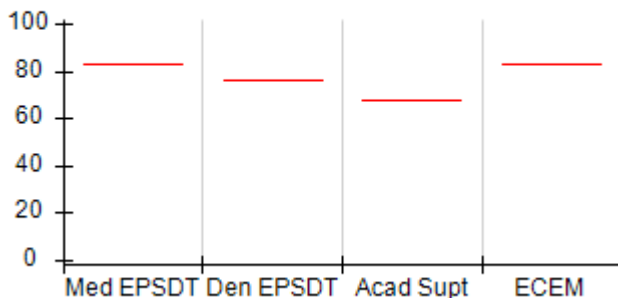
## Safety Outcomes (%)



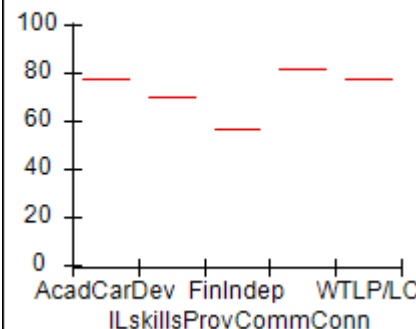
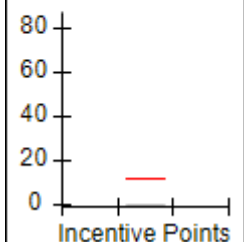
## Permanency Outcomes (%)



## Well-Being Outcomes (%)



## ILP/TLP Outcomes (%)

Incentives  
Earned  
(Points)



# Performance-Based Placement Measures RBWO Provider GA+SCORECARD - ILP/TLP

Report Quarter: Q3 FY2016

**Provider/Program Name: Wellspring Living, Inc. - ILP (5210) - CCI**

3965 Roosevelt Hwy, Union City, GA 30349

Phone: 770-631-8888

Vendor ID# 132094

**Quarterly Scores (Grades)**
**Current Quarter Score  
(Grade)**

Q1: 00.00 (F)

Q2: 70.53 (C-)

50.00%

Q3: 50.00 (F)

Q4: 50.00 (F)

(F)

Program Census Information:

# Children in Care During  
Quarter: 0# Placements During  
Quarter: 0# Children in Care On  
Last Day: 0
**Avg  
Performance All  
ILP/TLPs (%)**
**Provider  
Performance (%)\***
**Possible Points  
(Weight)**
**Provider Points  
Earned**
**OPM Monitoring Reviews**

Annual Comprehensive Reviews	87%	Not Yet Conducted		
Safety Reviews	94%	50%	5	2.50
<b>Monitoring Sub-Total</b>			<b>5</b>	<b>2.50</b>

**ILP/TLP Safety Outcomes**

Incidence of Maltreatment	0.00%	Not Eligible		
Staff Training	70%	Not Eligible		
<b>Safety Sub-Total</b>			<b>N/A</b>	

**ILP/TLP Permanency Outcomes**

Placement Stability	90%	Not Eligible		
Sibling Contacts	1%	None Planned		
<b>Permanency Sub-Total</b>			<b>N/A</b>	

**ILP/TLP Well-Being Outcomes**

EPSDT Medical Visits	83%	Not Eligible		
EPSDT Dental Visits	76%	Not Eligible		
Academic Supports	68%	Not Eligible		
Provider ECEM Visits	83%	Not Eligible		
<b>Well-Being Sub-Total</b>			<b>N/A</b>	

**ILP/TLP Specialty Outcomes**

Academic/Career Development	78%	Not Eligible		
Ind Living Skills Provision	70%	Not Eligible		
Financial Independence	57%	Not Eligible		
Community Connections	82%	Not Eligible		
WTLP/Life Coach	78%	Not Eligible		
<b>Specialty Sub-Total</b>			<b>N/A</b>	

\*Performance calculation descriptions can be found in the FY 2016 RBWO PBP Measurements and Standards Guide.

**Monitoring & Outcomes: Possible Points = 5**
**Points Earned = 02.50**
**Score Before Incentives Credit**
**50.00%**
**Incentives Awarded**
**00.00 pts**



**DHS, DFCS, Office of Provider Management**  
**Performance-Based Placement Measures**  
**RBWO Provider GA+SCORECARD - ILP/TLP**  
**Report Quarter: Q3 FY2016**



<b>PBP Verification</b>	<b>N/A pts</b>
<b>Total Score</b>	<b>50.00%</b>

**Provider/Program Name: Wellspring Living, Inc. - ILP (5210) - CCI**

Program Census Information:		# Children in Care During Quarter: 0	# Placements During Quarter: 0	# Children in Care On Last Day: 0
ILP/TLP Incentive Credits	Avg Performance All ILP/TLPs (Points)	Provider Performance (%)*	Possible Points (Weight)	Provider Points Earned
No DJJ or DOC Involvement		Not Eligible	5	
Extended Foster Care Services		Not Eligible	5	
Positive Permanency Connections		Not Eligible	5	
High School Graduation/College Participation/Professional Certification		Not Eligible	20	
Part-Time Employment with Medical Benefits		Not Eligible	20	
Living Arrangements at Discharge		Not Eligible	20	
Additional Academic Supports		Not Eligible	2	
Additional IL Skills Provision		Not Eligible	5	
Active Agency Accreditation		0%	4	0.00
Staff Clinical Licensure		0%	5	0.00
<b>Incentives Total</b>	<b>12.01</b>		<b>91</b>	<b>0.00</b>

\*Performance calculation descriptions can be found in the FY 2016 RBWO PBP Measurements and Standards Guide.

**Child Protective Services Investigations and Dispositions**

The following investigations data, which is not used for scoring but is considered significant to a provider's performance, is from Georgia SHINES and is not considered final or complete until the end of the fiscal year.

Total Reports:	0
Number Screened In:	0
Number Screened Out:	0
Number Substantiated:	0
Number Unsubstantiated:	0
Number Active CPS Investigations:	0