



# Performance-Based Placement Measures

## RBWO Provider GA+SCORECARD - ILP/TLP

Report Quarter: Q4 FY2017

**Provider/Program Name: A Change Generation - (5202) - CCI**

100 Walden Brook Drive, Lithonia, GA 30038

Phone: 470-282-3187

Vendor ID# 132165

**Quarterly Scores (Grades)****Current Quarter Score (Grade)**

Q1: 89.96 (B+)

Q2: 76.28 (C)

**81.72%**

Q3: 79.50 (C+)

Q4: 81.72 (B-)

**(B-)**

Program Census Information:

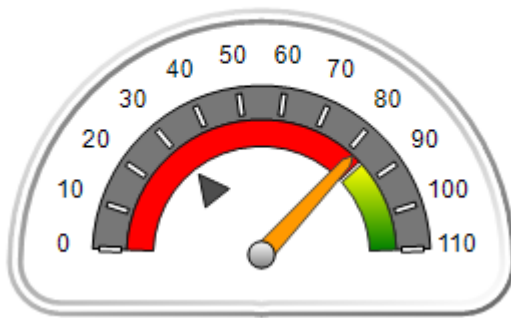
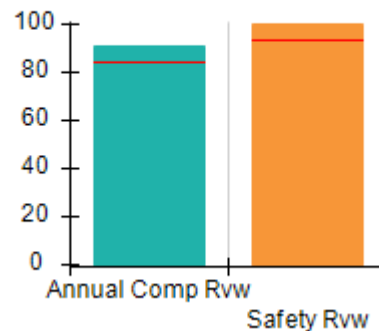
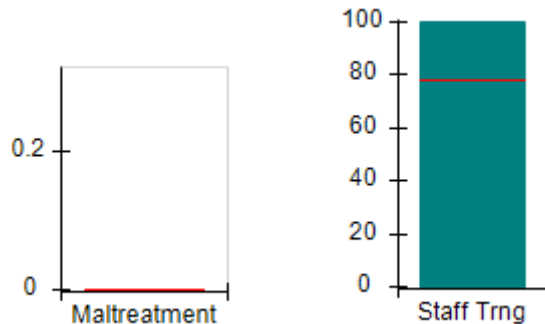
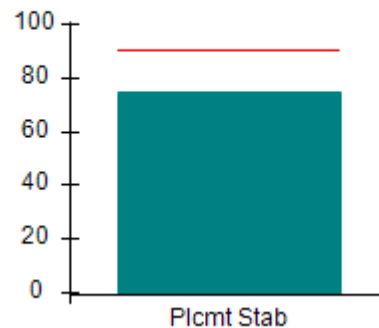
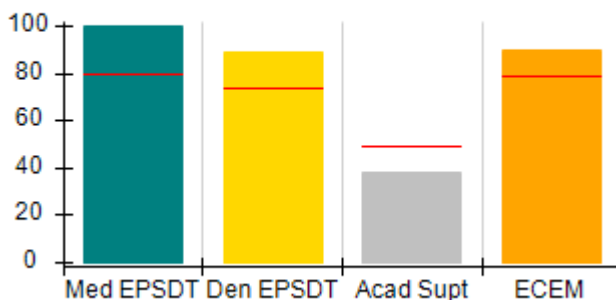
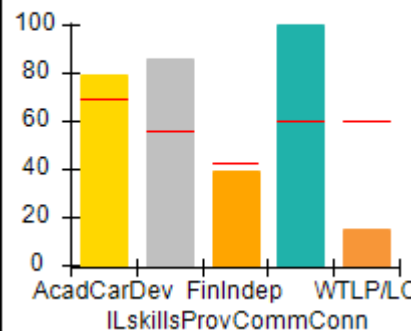
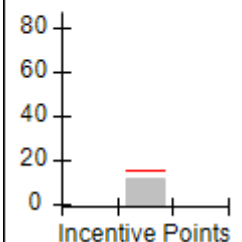
# Children in Care During Quarter: 12

# Placements During Quarter: 12

# Children in Care On Last Day: 8

**Quarterly Provider Comparisons to All ILP/TLPs**

indicates average for all ILP/TLPs

**Overall Score (%)****OPM Monitoring Reviews (%)****Safety Outcomes (%)****Permanency Outcomes (%)****Well-Being Outcomes (%)****ILP/TLP Outcomes (%)****Incentives Earned (Points)**



# Performance-Based Placement Measures RBWO Provider GA+SCORECARD - ILP/TLP

Report Quarter: Q4 FY2017

**Provider/Program Name: A Change Generation - (5202) - CCI**

100 Walden Brook Drive, Lithonia, GA 30038  Phone: 470-282-3187  Vendor ID# 132165	Quarterly Scores (Grades)		Current Quarter Score (Grade)
	Q1: 89.96 (B+)	Q2: 76.28 (C)	<b>81.72%</b>  <b>(B-)</b>
	Q3: 79.50 (C+)	Q4: 81.72 (B-)	

Program Census Information:	# Children in Care During Quarter: 12	# Placements During Quarter: 12	# Children in Care On Last Day: 8
-----------------------------	---------------------------------------	---------------------------------	-----------------------------------

	Avg Performance All ILP/TLPs (%)	Provider Performance (%)*	Possible Points (Weight)	Provider Points Earned
--	----------------------------------	---------------------------	--------------------------	------------------------

**OPM Monitoring Reviews**

Annual Comprehensive Reviews	85%	91%	15	13.64
Safety Reviews	94%	100%	5	5.00
<b>Monitoring Sub-Total</b>			<b>20</b>	<b>18.64</b>

**ILP/TLP Safety Outcomes**

Incidence of Maltreatment	0.00%	No Substantiated Reports	3	3.00
Staff Training	78%	100%	10	10.00
<b>Safety Sub-Total</b>			<b>13</b>	<b>13.00</b>

**ILP/TLP Permanency Outcomes**

Placement Stability	90%	75%	3	2.25
<b>Permanency Sub-Total</b>			<b>3</b>	<b>2.25</b>

**ILP/TLP Well-Being Outcomes**

EPSDT Medical Visits	79%	100%	4	4.00
EPSDT Dental Visits	74%	89%	4	3.56
Academic Supports	49%	38%	2	0.76
Provider ECEM Visits	79%	90%	4	3.60
Placements with Siblings	No Data	Not Eligible	Not Scored	Not Scored
Placements within Legal County	26%	50%	Not Scored	Not Scored
<b>Well-Being Sub-Total</b>			<b>14</b>	<b>12.92</b>

**ILP/TLP Specialty Outcomes**

Academic/Career Development	69%	79%	10	7.90
Ind Living Skills Provision	56%	86%	15	12.90
Financial Independence	42%	39%	5	1.95
Community Connections	60%	100%	5	5.00
WTLP/Life Coach	60%	15%	15	2.25
<b>Specialty Sub-Total</b>			<b>50</b>	<b>30.00</b>

\*Performance calculation descriptions can be found in the FY 2017 RBWO PBP Measurements and Standards Guide.

**Monitoring & Outcomes: Possible Points = 100**
**Points Earned = 76.81**



# Performance-Based Placement Measures RBWO Provider GA+SCORECARD - ILP/TLP

Report Quarter: Q4 FY2017

<b>Score Before Incentives Credit</b>	<b>76.81%</b>
<b>Incentives Awarded</b>	<b>10.00 pts</b>
<b>PBP Verification</b>	<b>-5.09 pts</b>
<b>Total Score</b>	<b>81.72%</b>

Provider/Program Name: A Change Generation - (5202) - CCI				
Program Census Information:		# Children in Care During Quarter: 12	# Placements During Quarter: 12	# Children in Care On Last Day: 8
ILP/TLP Incentive Credits	Avg Performance All ILP/TLPs (Points)	Provider Performance (%)*	Possible Points (Weight)	Provider Points Earned
No DJJ or DOC Involvement		100%	5	5.00
Extended Foster Care Services		Not Eligible	5	
Positive Permanency Connections		0%	5	0.00
High School Graduation/College Participation/Professional Certification		11%	20	2.20
Part-Time Employment with Medical Benefits		0%	20	0.00
Living Arrangements at Discharge		0%	20	0.00
Additional Academic Supports		6%	2	0.12
Additional IL Skills Provision		86%	5	4.30
Active Agency Accreditation		0%	4	0.00
Staff Clinical Licensure		0%	5	0.00
<b>Incentives Total</b>	<b>15.65</b>		<b>91</b>	<b>11.62</b>
*Performance calculation descriptions can be found in the FY 2017 RBWO PBP Measurements and Standards Guide.				

Child Protective Services Investigations and Dispositions		
The following investigations data, which is not used for scoring but is considered significant to a provider's performance, is from Georgia SHINES and is not considered final or complete until the end of the fiscal year.		
Total Reports:	0	
Number Screened In:	0	
Number Screened Out:	0	
Number Substantiated:	0	
Number Unsubstantiated:	0	
Number Active CPS Investigations:	0	



**DHS, DFCS, Office of Provider Management**  
**Performance-Based Placement Measures**  
**RBWO Provider GA+SCORECARD - ILP/TLP**



**Report Quarter: Q4 FY2017**

One or more parameters were not specified for the subreport, 'Subreport2', located at:  
/PBP\_FY2017\_ScoreCard\_ILPTLP.



# Performance-Based Placement Measures

## RBWO Provider GA+SCORECARD - ILP/TLP

Report Quarter: Q4 FY2017

**Provider/Program Name: Carl Malone Foundation, Inc. - Mercy's Door - IV (5142) - CCI**

805 Happy St, Dalton, GA 30721

Phone: 706-277-4883

Vendor ID# 115539

Program Census Information:

# Children in Care During  
Quarter: 5# Placements During  
Quarter: 5# Children in Care On Last  
Day: 3

## Quarterly Scores (Grades)

Q1: 101.31 (A+)

Q2: 100.46 (A+)

Q3: 99.22 (A+)

Q4: 103.63 (A+)

Current Quarter Score  
(Grade)

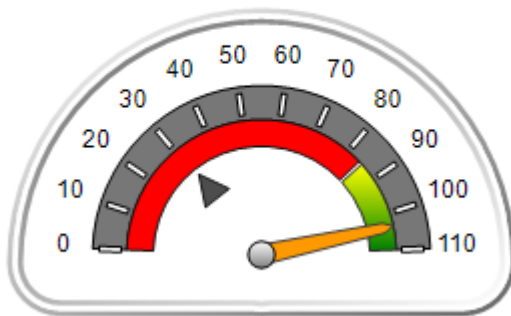
103.63%

(A+)

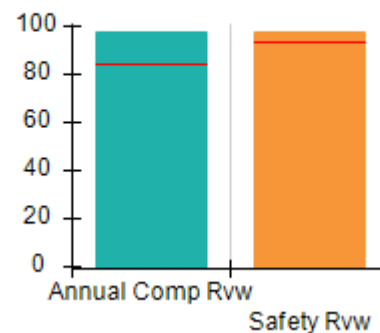
### Quarterly Provider Comparisons to All ILP/TLPs

indicates average for all ILP/TLPs

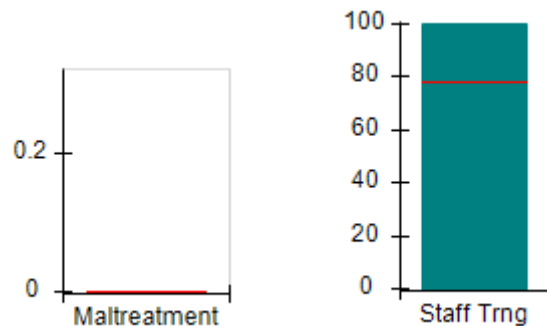
## Overall Score (%)



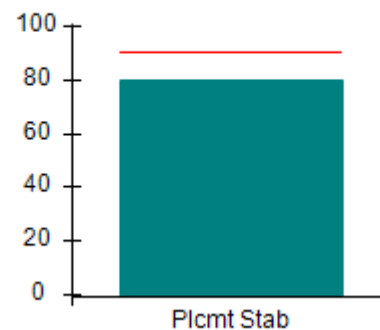
## OPM Monitoring Reviews (%)



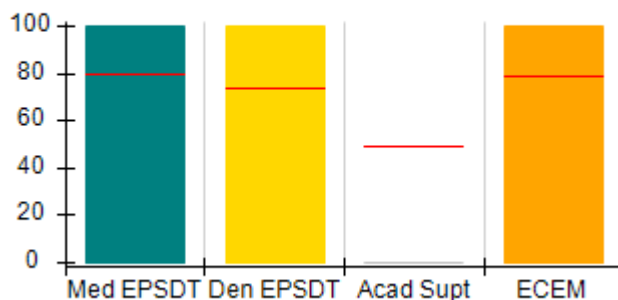
## Safety Outcomes (%)



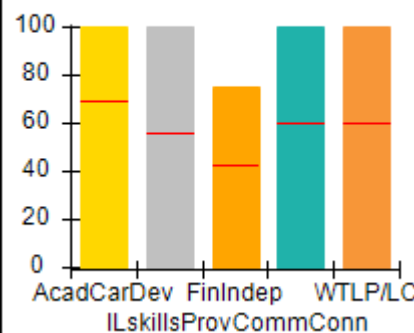
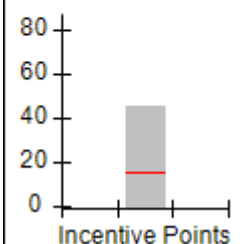
## Permanency Outcomes (%)



## Well-Being Outcomes (%)



## ILP/TLP Outcomes (%)

Incentives  
Earned  
(Points)



# Performance-Based Placement Measures RBWO Provider GA+SCORECARD - ILP/TLP

Report Quarter: Q4 FY2017

**Provider/Program Name: Carl Malone Foundation, Inc. - Mercy's Door - IV (5142) - CCI**

805 Happy St, Dalton, GA 30721

Phone: 706-277-4883

Vendor ID# 115539

## Quarterly Scores (Grades)

Current Quarter Score (Grade)

Q1: 101.31 (A+)

Q2: 100.46 (A+)

103.63%

Q3: 99.22 (A+)

Q4: 103.63 (A+)

(A+)

Program Census Information:

# Children in Care During Quarter: 5

# Placements During Quarter: 5

# Children in Care On Last Day: 3

Avg  
Performance All  
ILP/TLPs (%)Provider  
Performance (%)\*Possible Points  
(Weight)Provider Points  
Earned

## OPM Monitoring Reviews

Annual Comprehensive Reviews	85%	97%	15	14.60
Safety Reviews	94%	98%	5	4.88
<b>Monitoring Sub-Total</b>			<b>20</b>	<b>19.48</b>

## ILP/TLP Safety Outcomes

Incidence of Maltreatment	0.00%	No Substantiated Reports	3	3.00
Staff Training	78%	100%	10	10.00
<b>Safety Sub-Total</b>			<b>13</b>	<b>13.00</b>

## ILP/TLP Permanency Outcomes

Placement Stability	90%	80%	3	2.40
<b>Permanency Sub-Total</b>			<b>3</b>	<b>2.40</b>

## ILP/TLP Well-Being Outcomes

EPSDT Medical Visits	79%	100%	4	4.00
EPSDT Dental Visits	74%	100%	4	4.00
Academic Supports	49%	0%	2	0.00
Provider ECEM Visits	79%	100%	4	4.00
Placements with Siblings	No Data	Not Eligible	Not Scored	Not Scored
Placements within Legal County	26%	0%	Not Scored	Not Scored
<b>Well-Being Sub-Total</b>			<b>14</b>	<b>14.00</b>

## ILP/TLP Specialty Outcomes

Academic/Career Development	69%	100%	10	10.00
Ind Living Skills Provision	56%	100%	15	15.00
Financial Independence	42%	75%	5	3.75
Community Connections	60%	100%	5	5.00
WTLP/Life Coach	60%	100%	15	15.00
<b>Specialty Sub-Total</b>			<b>50</b>	<b>48.75</b>

\*Performance calculation descriptions can be found in the FY 2017 RBWO PBP Measurements and Standards Guide.

Monitoring &amp; Outcomes: Possible Points = 100

Points Earned = 97.63



# Performance-Based Placement Measures RBWO Provider GA+SCORECARD - ILP/TLP

Report Quarter: Q4 FY2017

<b>Score Before Incentives Credit</b>	<b>97.63%</b>
<b>Incentives Awarded</b>	<b>10.00 pts</b>
<b>PBP Verification</b>	<b>-4.00 pts</b>
<b>Total Score</b>	<b>103.63%</b>

Provider/Program Name: Carl Malone Foundation, Inc. - Mercy's Door - IV (5142) - CCI				
Program Census Information:		# Children in Care During Quarter: 5	# Placements During Quarter: 5	# Children in Care On Last Day: 3
ILP/TLP Incentive Credits	Avg Performance All ILP/TLPs (Points)	Provider Performance (%)*	Possible Points (Weight)	Provider Points Earned
No DJJ or DOC Involvement		100%	5	5.00
Extended Foster Care Services		Not Eligible	5	
Positive Permanency Connections		67%	5	3.35
High School Graduation/College Participation/Professional Certification		67%	20	13.40
Part-Time Employment with Medical Benefits		50%	20	10.00
Living Arrangements at Discharge		50%	20	10.00
Additional Academic Supports		0%	2	0.00
Additional IL Skills Provision		71%	5	3.55
Active Agency Accreditation		0%	4	0.00
Staff Clinical Licensure		0%	5	0.00
<b>Incentives Total</b>	<b>15.65</b>		<b>91</b>	<b>45.30</b>

\*Performance calculation descriptions can be found in the FY 2017 RBWO PBP Measurements and Standards Guide.

Child Protective Services Investigations and Dispositions		
The following investigations data, which is not used for scoring but is considered significant to a provider's performance, is from Georgia SHINES and is not considered final or complete until the end of the fiscal year.		
Total Reports:	0	
Number Screened In:	0	
Number Screened Out:	0	
Number Substantiated:	0	
Number Unsubstantiated:	0	
Number Active CPS Investigations:	0	



# Performance-Based Placement Measures RBWO Provider GA+SCORECARD - ILP/TLP

Report Quarter: Q4 FY2017

**Provider/Program Name: Carrie Steele-Pitts Home, Inc. - Independent Living (5129) - CCI**

667 Fairburn Rd., NW, Atlanta, GA 30331

Phone: 404-691-5187

Vendor ID# 109513

## Quarterly Scores (Grades)

Q1: 80.43 (B-)

Q2: 79.81 (C+)

Q3: 83.18 (B-)

Q4: 75.73 (C)

## Current Quarter Score (Grade)

75.73%

(C)

Program Census Information:

# Children in Care During Quarter: 3

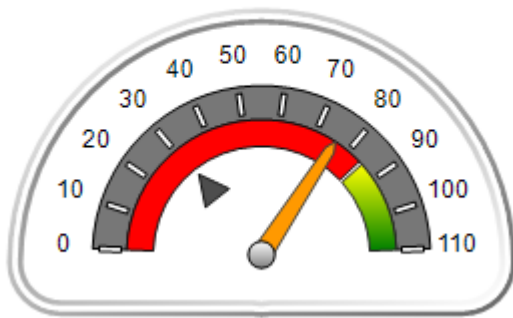
# Placements During Quarter: 3

# Children in Care On Last Day: 3

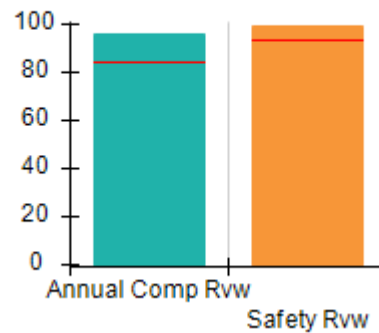
## Quarterly Provider Comparisons to All ILP/TLPs

▼ indicates average for all ILP/TLPs

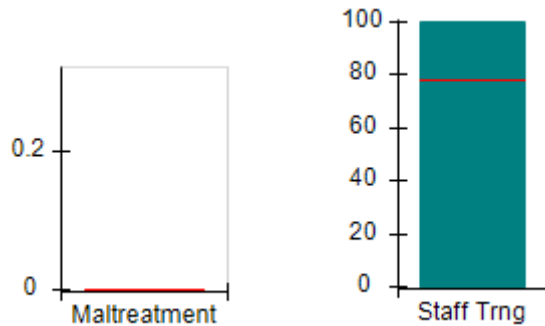
### Overall Score (%)



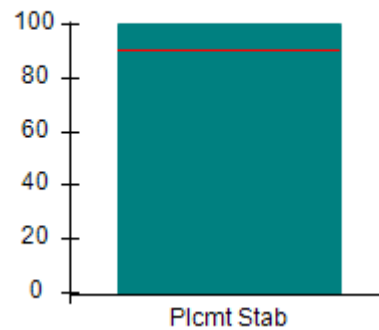
### OPM Monitoring Reviews (%)



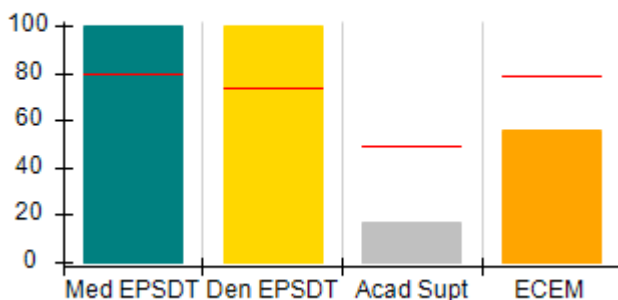
### Safety Outcomes (%)



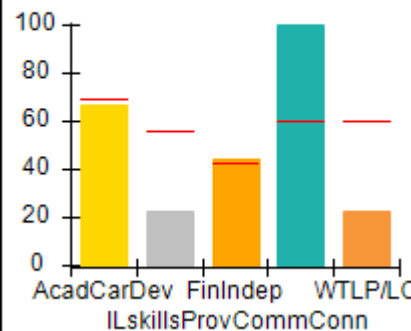
### Permanency Outcomes (%)



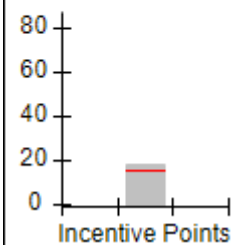
### Well-Being Outcomes (%)



### ILP/TLP Outcomes (%)



### Incentives Earned (Points)







# Performance-Based Placement Measures RBWO Provider GA+SCORECARD - ILP/TLP

Report Quarter: Q4 FY2017

**Provider/Program Name: Carrie Steele-Pitts Home, Inc. - Independent Living (5129) - CCI**

667 Fairburn Rd., NW, Atlanta, GA 30331  Phone: 404-691-5187  Vendor ID# 109513	Quarterly Scores (Grades)		Current Quarter Score (Grade)
	Q1: 80.43 (B-)	Q2: 79.81 (C+)	<b>75.73%</b>  <b>(C)</b>
	Q3: 83.18 (B-)	Q4: 75.73 (C)	

Program Census Information:	# Children in Care During Quarter: 3	# Placements During Quarter: 3	# Children in Care On Last Day: 3
-----------------------------	--------------------------------------	--------------------------------	-----------------------------------

	Avg Performance All ILP/TLPs (%)	Provider Performance (%)*	Possible Points (Weight)	Provider Points Earned
--	----------------------------------	---------------------------	--------------------------	------------------------

**OPM Monitoring Reviews**

Annual Comprehensive Reviews	85%	96%	15	14.35
Safety Reviews	94%	99%	5	4.97
<b>Monitoring Sub-Total</b>			<b>20</b>	<b>19.32</b>

**ILP/TLP Safety Outcomes**

Incidence of Maltreatment	0.00%	Not Eligible		
Staff Training	78%	100%	13	13.00
<b>Safety Sub-Total</b>			<b>13</b>	<b>13.00</b>

**ILP/TLP Permanency Outcomes**

Placement Stability	90%	100%	3	3.00
<b>Permanency Sub-Total</b>			<b>3</b>	<b>3.00</b>

**ILP/TLP Well-Being Outcomes**

EPSDT Medical Visits	79%	100%	4	4.00
EPSDT Dental Visits	74%	100%	4	4.00
Academic Supports	49%	17%	2	0.34
Provider ECEM Visits	79%	56%	4	2.24
Placements with Siblings	No Data	Not Eligible	Not Scored	Not Scored
Placements within Legal County	26%	Not Eligible	Not Scored	Not Scored
<b>Well-Being Sub-Total</b>			<b>14</b>	<b>10.58</b>

**ILP/TLP Specialty Outcomes**

Academic/Career Development	69%	67%	10	6.70
Ind Living Skills Provision	56%	22%	15	3.30
Financial Independence	42%	44%	5	2.20
Community Connections	60%	100%	5	5.00
WTLP/Life Coach	60%	22%	15	3.30
<b>Specialty Sub-Total</b>			<b>50</b>	<b>20.50</b>

\*Performance calculation descriptions can be found in the FY 2017 RBWO PBP Measurements and Standards Guide.

<b>Monitoring &amp; Outcomes: Possible Points = 100</b>	<b>Points Earned = 66.40</b>
<b>Score Before Incentives Credit</b>	
<b>66.40%</b>	



# Performance-Based Placement Measures RBWO Provider GA+SCORECARD - ILP/TLP

Report Quarter: Q4 FY2017

Incentives Awarded	10.00 pts
PBP Verification	-0.67 pts
<b>Total Score</b>	<b>75.73%</b>

**Provider/Program Name: Carrie Steele-Pitts Home, Inc. - Independent Living (5129) - CCI**

Program Census Information:		# Children in Care During Quarter: 3	# Placements During Quarter: 3	# Children in Care On Last Day: 3
ILP/TLP Incentive Credits	Avg Performance All ILP/TLPs (Points)	Provider Performance (%)*	Possible Points (Weight)	Provider Points Earned
No DJJ or DOC Involvement		67%	5	3.35
Extended Foster Care Services		Not Eligible	5	
Positive Permanency Connections		0%	5	0.00
High School Graduation/College Participation/Professional Certification		67%	20	13.40
Part-Time Employment with Medical Benefits		Not Eligible	20	
Living Arrangements at Discharge		Not Eligible	20	
Additional Academic Supports		17%	2	0.34
Additional IL Skills Provision		22%	5	1.10
Active Agency Accreditation		0%	4	0.00
Staff Clinical Licensure		0%	5	0.00
<b>Incentives Total</b>	<b>15.65</b>		<b>91</b>	<b>18.19</b>

\*Performance calculation descriptions can be found in the FY 2017 RBWO PBP Measurements and Standards Guide.

**Child Protective Services Investigations and Dispositions**

The following investigations data, which is not used for scoring but is considered significant to a provider's performance, is from Georgia SHINES and is not considered final or complete until the end of the fiscal year.

Total Reports:	0	
Number Screened In:	0	
Number Screened Out:	0	
Number Substantiated:	0	
Number Unsubstantiated:	0	
Number Active CPS Investigations:	0	



# Performance-Based Placement Measures RBWO Provider GA+SCORECARD - ILP/TLP

Report Quarter: Q4 FY2017

**Provider/Program Name: Center for Children and Young Adults, The - Connections ILP (5220) - CCI**

2121 Windy Hill Rd., Marietta, GA 30060

Phone: 770-333-9441

Vendor ID# 138975

## Quarterly Scores (Grades)

Q1: 71.25 (C-)

Q2: 70.58 (C-)

Q3: 56.19 (F)

Q4: 71.24 (C-)

## Current Quarter Score (Grade)

71.24%

(C-)

Program Census Information:

# Children in Care During Quarter: 3

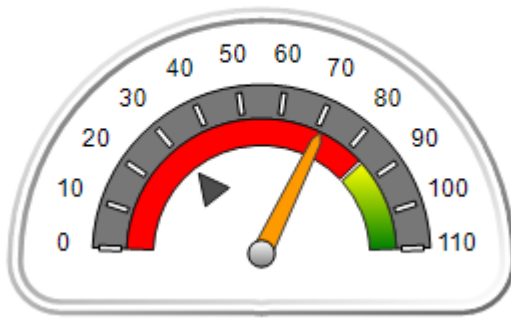
# Placements During Quarter: 3

# Children in Care On Last Day: 3

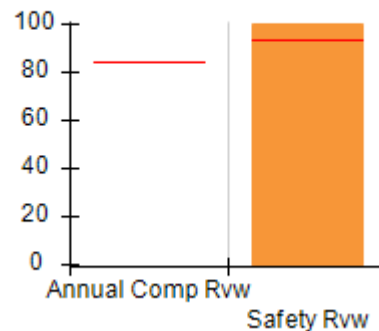
## Quarterly Provider Comparisons to All ILP/TLPs

▼ indicates average for all ILP/TLPs

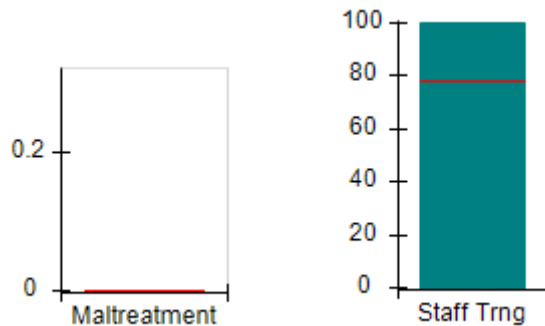
### Overall Score (%)



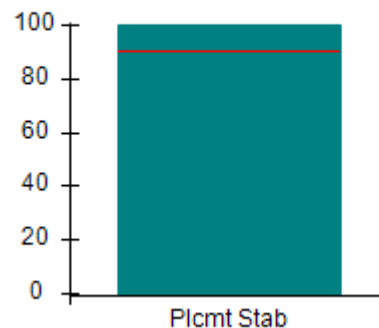
### OPM Monitoring Reviews (%)



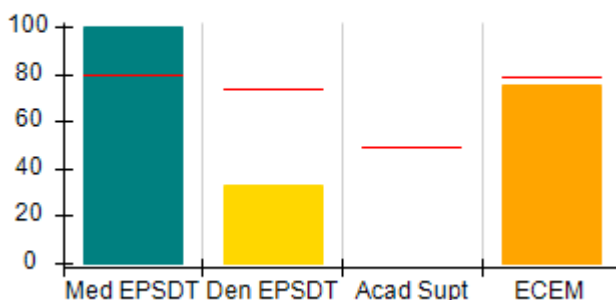
### Safety Outcomes (%)



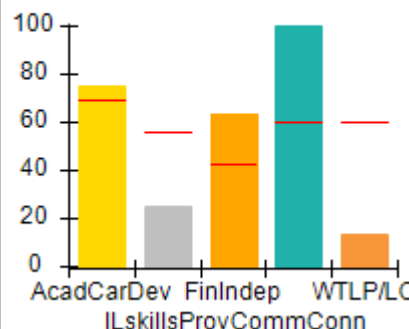
### Permanency Outcomes (%)



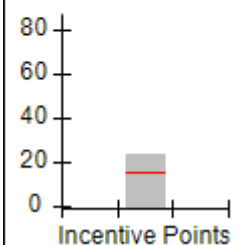
### Well-Being Outcomes (%)



### ILP/TLP Outcomes (%)



### Incentives Earned (Points)





# Performance-Based Placement Measures RBWO Provider GA+SCORECARD - ILP/TLP

Report Quarter: Q4 FY2017

Provider/Program Name: Center for Children and Young Adults, The - Connections ILP (5220) - CCI				
2121 Windy Hill Rd., Marietta, GA 30060		Quarterly Scores (Grades)		Current Quarter Score (Grade)
Phone: 770-333-9441		Q1: 71.25 (C-)	Q2: 70.58 (C-)	71.24% (C-)
Vendor ID# 138975		Q3: 56.19 (F)	Q4: 71.24 (C-)	
Program Census Information:		# Children in Care During Quarter: 3	# Placements During Quarter: 3	# Children in Care On Last Day: 3
	Avg Performance All ILP/TLPs (%)	Provider Performance (%)*	Possible Points (Weight)	Provider Points Earned
<b>OPM Monitoring Reviews</b>				
Annual Comprehensive Reviews	85%	Not Yet Conducted		
Safety Reviews	94%	100%	5	5.00
<b>Monitoring Sub-Total</b>			<b>5</b>	<b>5.00</b>
<b>ILP/TLP Safety Outcomes</b>				
Incidence of Maltreatment	0.00%	Not Eligible		
Staff Training	78%	100%	13	13.00
<b>Safety Sub-Total</b>			<b>13</b>	<b>13.00</b>
<b>ILP/TLP Permanency Outcomes</b>				
Placement Stability	90%	100%	3	3.00
<b>Permanency Sub-Total</b>			<b>3</b>	<b>3.00</b>
<b>ILP/TLP Well-Being Outcomes</b>				
EPSDT Medical Visits	79%	100%	4.7	4.55
EPSDT Dental Visits	74%	33%	4.7	1.50
Academic Supports	49%	Not Eligible		
Provider ECEM Visits	79%	75%	4.7	3.50
Placements with Siblings	No Data	100%	Not Scored	Not Scored
Placements within Legal County	26%	100%	Not Scored	Not Scored
<b>Well-Being Sub-Total</b>			<b>14</b>	<b>9.71</b>
<b>ILP/TLP Specialty Outcomes</b>				
Academic/Career Development	69%	75%	10	7.50
Ind Living Skills Provision	56%	25%	15	3.75
Financial Independence	42%	63%	5	3.15
Community Connections	60%	100%	5	5.00
WTLP/Life Coach	60%	13%	15	1.95
<b>Specialty Sub-Total</b>			<b>50</b>	<b>21.35</b>
*Performance calculation descriptions can be found in the FY 2017 RBWO PBP Measurements and Standards Guide.				

Monitoring &amp; Outcomes: Possible Points = 85

Points Earned = 52.06

Score Before Incentives Credit

61.24%



# Performance-Based Placement Measures RBWO Provider GA+SCORECARD - ILP/TLP

Report Quarter: Q4 FY2017

Incentives Awarded	10.00 pts
PBP Verification	0.00 pts
<b>Total Score</b>	<b>71.24%</b>

## Provider/Program Name: Center for Children and Young Adults, The - Connections ILP (5220) - CCI

Program Census Information:		# Children in Care During Quarter: 3	# Placements During Quarter: 3	# Children in Care On Last Day: 3
ILP/TLP Incentive Credits	Avg Performance All ILP/TLPs (Points)	Provider Performance (%)*	Possible Points (Weight)	Provider Points Earned
No DJJ or DOC Involvement		75%	5	3.75
Extended Foster Care Services		Not Eligible	5	
Positive Permanency Connections		0%	5	0.00
High School Graduation/College Participation/Professional Certification		100%	20	20.00
Part-Time Employment with Medical Benefits		Not Eligible	20	
Living Arrangements at Discharge		Not Eligible	20	
Additional Academic Supports		Not Eligible	2	
Additional IL Skills Provision		0%	5	0.00
Active Agency Accreditation		0%	4	0.00
Staff Clinical Licensure		0%	5	0.00
<b>Incentives Total</b>	<b>15.65</b>		<b>91</b>	<b>23.75</b>

\*Performance calculation descriptions can be found in the FY 2017 RBWO PBP Measurements and Standards Guide.

## Child Protective Services Investigations and Dispositions

The following investigations data, which is not used for scoring but is considered significant to a provider's performance, is from Georgia SHINES and is not considered final or complete until the end of the fiscal year.

Total Reports:	0	
Number Screened In:	0	
Number Screened Out:	0	
Number Substantiated:	0	
Number Unsubstantiated:	0	
Number Active CPS Investigations:	0	



**DHS, DFCS, Office of Provider Management**  
**Performance-Based Placement Measures**  
**RBWO Provider GA+SCORECARD - ILP/TLP**



**Report Quarter: Q4 FY2017**

One or more parameters were not specified for the subreport, 'Subreport2', located at:  
/PBP\_FY2017\_ScoreCard\_ILPTLP.



# Performance-Based Placement Measures RBWO Provider GA+SCORECARD - ILP/TLP

Report Quarter: Q4 FY2017

**Provider/Program Name: Center for Children and Young Adults, The - Life Works TLP (580) - CCI**

2221 Austell Rd., Marietta, GA 30008

Phone: 770-485-1657

Vendor ID# 35263

## Quarterly Scores (Grades)

Q1: 93.57 (A-)

Q2: 101.48 (A+)

Q3: 97.49 (A+)

Q4: 83.71 (B-)

## Current Quarter Score (Grade)

**83.71%**

**(B-)**

Program Census Information:

# Children in Care During Quarter: 12

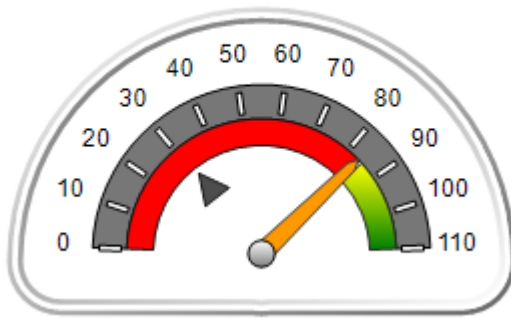
# Placements During Quarter: 12

# Children in Care On Last Day: 19

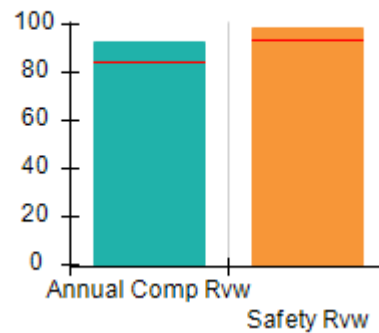
## Quarterly Provider Comparisons to All ILP/TLPs

▼ indicates average for all ILP/TLPs

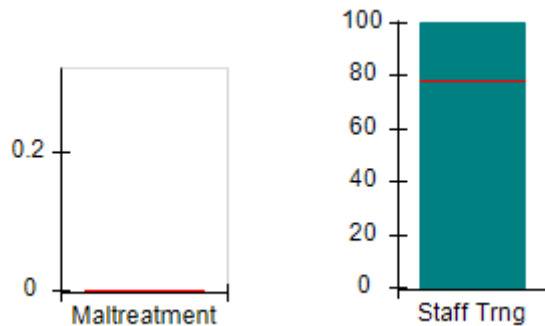
### Overall Score (%)



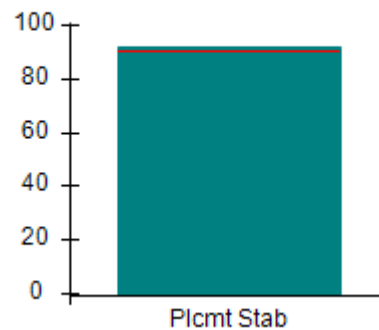
### OPM Monitoring Reviews (%)



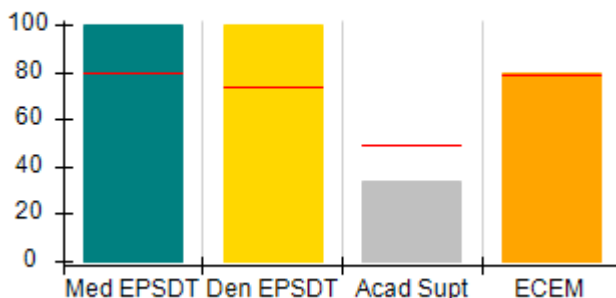
### Safety Outcomes (%)



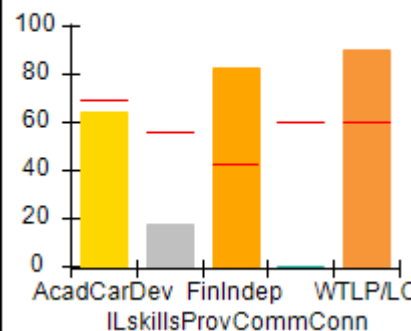
### Permanency Outcomes (%)



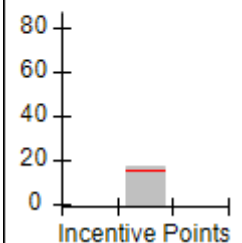
### Well-Being Outcomes (%)



### ILP/TLP Outcomes (%)



### Incentives Earned (Points)





# Performance-Based Placement Measures RBWO Provider GA+SCORECARD - ILP/TLP

Report Quarter: Q4 FY2017

Provider/Program Name: Center for Children and Young Adults, The - Life Works TLP (580) - CCI				
2221 Austell Rd., Marietta, GA 30008  Phone: 770-485-1657  Vendor ID# 35263		Quarterly Scores (Grades)		Current Quarter Score (Grade)
		Q1: 93.57 (A-)	Q2: 101.48 (A+)	83.71%
		Q3: 97.49 (A+)	Q4: 83.71 (B-)	(B-)
Program Census Information:		# Children in Care During Quarter: 12	# Placements During Quarter: 12	# Children in Care On Last Day: 19
	Avg Performance All ILP/TLPs (%)	Provider Performance (%)*	Possible Points (Weight)	Provider Points Earned
<b>OPM Monitoring Reviews</b>				
Annual Comprehensive Reviews	85%	93%	15	13.91
Safety Reviews	94%	98%	5	4.92
<b>Monitoring Sub-Total</b>			<b>20</b>	<b>18.83</b>
<b>ILP/TLP Safety Outcomes</b>				
Incidence of Maltreatment	0.00%	No Substantiated Reports	3	3.00
Staff Training	78%	100%	10	10.00
<b>Safety Sub-Total</b>			<b>13</b>	<b>13.00</b>
<b>ILP/TLP Permanency Outcomes</b>				
Placement Stability	90%	92%	3	2.76
<b>Permanency Sub-Total</b>			<b>3</b>	<b>2.76</b>
<b>ILP/TLP Well-Being Outcomes</b>				
EPSDT Medical Visits	79%	100%	4	4.00
EPSDT Dental Visits	74%	100%	4	4.00
Academic Supports	49%	34%	2	0.68
Provider ECEM Visits	79%	80%	4	3.20
Placements with Siblings	No Data	33%	Not Scored	Not Scored
Placements within Legal County	26%	50%	Not Scored	Not Scored
<b>Well-Being Sub-Total</b>			<b>14</b>	<b>12.52</b>
<b>ILP/TLP Specialty Outcomes</b>				
Academic/Career Development	69%	64%	10	6.40
Ind Living Skills Provision	56%	17%	15	2.55
Financial Independence	42%	83%	5	4.15
Community Connections	60%	0%	5	0.00
WTLP/Life Coach	60%	90%	15	13.50
<b>Specialty Sub-Total</b>			<b>50</b>	<b>26.60</b>
*Performance calculation descriptions can be found in the FY 2017 RBWO PBP Measurements and Standards Guide.				

Monitoring &amp; Outcomes: Possible Points = 100

Points Earned = 73.71





## Performance-Based Placement Measures

### RBWO Provider GA+SCORECARD - ILP/TLP

Report Quarter: Q4 FY2017

<b>Score Before Incentives Credit</b>	<b>73.71%</b>
<b>Incentives Awarded</b>	<b>10.00 pts</b>
<b>PBP Verification</b>	<b>0.00 pts</b>
<b>Total Score</b>	<b>83.71%</b>

#### Provider/Program Name: Center for Children and Young Adults, The - Life Works TLP (580) - CCI

Program Census Information:		# Children in Care During Quarter: 12	# Placements During Quarter: 12	# Children in Care On Last Day: 19
ILP/TLP Incentive Credits	Avg Performance All ILP/TLPs (Points)	Provider Performance (%)*	Possible Points (Weight)	Provider Points Earned
No DJJ or DOC Involvement		96%	5	4.80
Extended Foster Care Services		100%	5	5.00
Positive Permanency Connections		0%	5	0.00
High School Graduation/College Participation/Professional Certification		36%	20	7.20
Part-Time Employment with Medical Benefits		0%	20	0.00
Living Arrangements at Discharge		0%	20	0.00
Additional Academic Supports		14%	2	0.28
Additional IL Skills Provision		4%	5	0.20
Active Agency Accreditation		0%	4	0.00
Staff Clinical Licensure		0%	5	0.00
<b>Incentives Total</b>	<b>15.65</b>		<b>91</b>	<b>17.48</b>

\*Performance calculation descriptions can be found in the FY 2017 RBWO PBP Measurements and Standards Guide.

#### Child Protective Services Investigations and Dispositions

The following investigations data, which is not used for scoring but is considered significant to a provider's performance, is from Georgia SHINES and is not considered final or complete until the end of the fiscal year.

Total Reports:	1	
Number Screened In:	1	
Number Screened Out:	0	
Number Substantiated:	0	
Number Unsubstantiated:	0	
Number Active CPS Investigations:	1	



# Performance-Based Placement Measures

## RBWO Provider GA+SCORECARD - ILP/TLP

Report Quarter: Q4 FY2017

**Provider/Program Name: Champion House - (5212) - CCI**

1841 Woodside Court, Jonesboro, GA 30236

Phone: 770-286-7072

Vendor ID# 135122

Program Census Information:

# Children in Care During  
Quarter: 5# Placements During  
Quarter: 5# Children in Care On Last  
Day: 4

## Quarterly Scores (Grades)

Q1: 54.17 (F)

Q2: 62.61 (D-)

Q3: 87.06 (B+)

Q4: 31.67 (F)

Current Quarter Score  
(Grade)

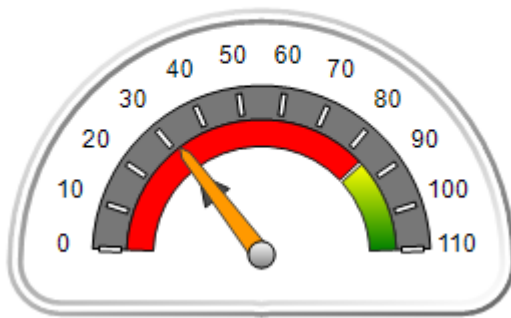
31.67%

(F)

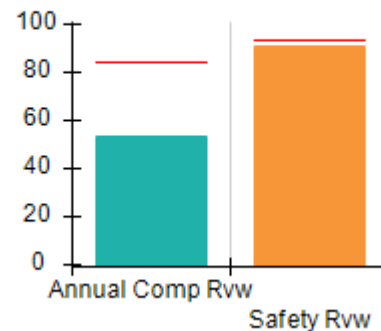
## Quarterly Provider Comparisons to All ILP/TLPs

indicates average for all ILP/TLPs

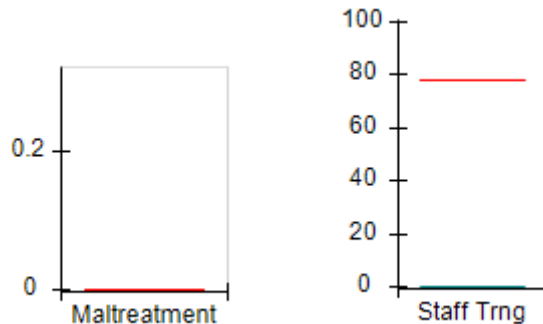
## Overall Score (%)



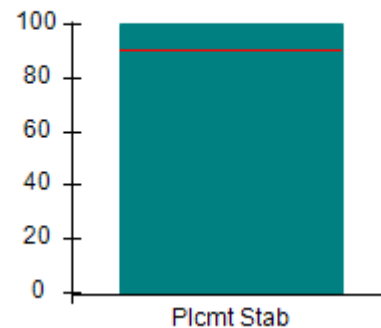
## OPM Monitoring Reviews (%)



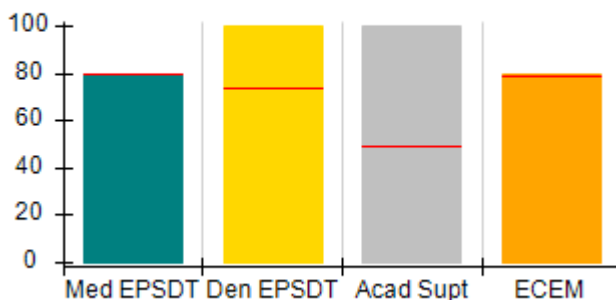
## Safety Outcomes (%)



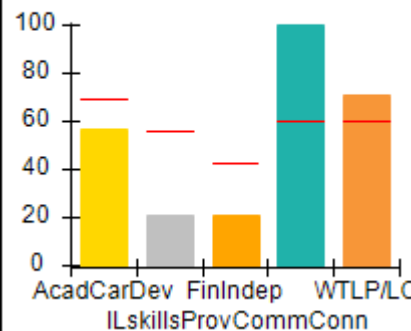
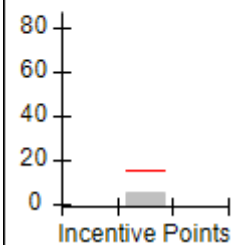
## Permanency Outcomes (%)



## Well-Being Outcomes (%)



## ILP/TLP Outcomes (%)

Incentives  
Earned  
(Points)



# Performance-Based Placement Measures RBWO Provider GA+SCORECARD - ILP/TLP

Report Quarter: Q4 FY2017

**Provider/Program Name: Champion House - (5212) - CCI**

1841 Woodside Court, Jonesboro, GA 30236

Phone: 770-286-7072

Vendor ID# 135122

**Quarterly Scores (Grades)**
**Current Quarter Score (Grade)**

Q1: 54.17 (F)

Q2: 62.61 (D-)

31.67%

Q3: 87.06 (B+)

Q4: 31.67 (F)

(F)

Program Census Information:

# Children in Care During Quarter: 5

# Placements During Quarter: 5

# Children in Care On Last Day: 4

**Avg  
Performance All  
ILP/TLPs (%)**
**Provider  
Performance (%)\***
**Possible Points  
(Weight)**
**Provider Points  
Earned**
**OPM Monitoring Reviews**

Annual Comprehensive Reviews	85%	53%	15	7.97
Safety Reviews	94%	91%	5	4.56
<b>Monitoring Sub-Total</b>			<b>20</b>	<b>12.53</b>

**ILP/TLP Safety Outcomes**

Incidence of Maltreatment	0.00%	No Substantiated Reports	3	3.00
Staff Training	78%	0%	10	0.00
<b>Safety Sub-Total</b>			<b>13</b>	<b>3.00</b>

**ILP/TLP Permanency Outcomes**

Placement Stability	90%	100%	3	3.00
<b>Permanency Sub-Total</b>			<b>3</b>	<b>3.00</b>

**ILP/TLP Well-Being Outcomes**

EPSDT Medical Visits	79%	80%	4	3.20
EPSDT Dental Visits	74%	100%	4	4.00
Academic Supports	49%	100%	2	2.00
Provider ECEM Visits	79%	80%	4	3.20
Placements with Siblings	No Data	0%	Not Scored	Not Scored
Placements within Legal County	26%	Not Eligible	Not Scored	Not Scored
<b>Well-Being Sub-Total</b>			<b>14</b>	<b>12.40</b>

**ILP/TLP Specialty Outcomes**

Academic/Career Development	69%	57%	10	5.70
Ind Living Skills Provision	56%	21%	15	3.15
Financial Independence	42%	21%	5	1.05
Community Connections	60%	100%	5	5.00
WTLP/Life Coach	60%	71%	15	10.65
<b>Specialty Sub-Total</b>			<b>50</b>	<b>25.55</b>

\*Performance calculation descriptions can be found in the FY 2017 RBWO PBP Measurements and Standards Guide.

**Monitoring & Outcomes: Possible Points = 100**
**Points Earned = 56.48**



# Performance-Based Placement Measures RBWO Provider GA+SCORECARD - ILP/TLP

Report Quarter: Q4 FY2017

<b>Score Before Incentives Credit</b>	<b>56.48%</b>
<b>Incentives Awarded</b>	<b>05.19 pts</b>
<b>PBP Verification</b>	<b>-30.00 pts</b>
<b>Total Score</b>	<b>31.67%</b>

Provider/Program Name: Champion House - (5212) - CCI				
Program Census Information:		# Children in Care During Quarter: 5	# Placements During Quarter: 5	# Children in Care On Last Day: 4
ILP/TLP Incentive Credits	Avg Performance All ILP/TLPs (Points)	Provider Performance (%)*	Possible Points (Weight)	Provider Points Earned
No DJJ or DOC Involvement		57%	5	2.85
Extended Foster Care Services		0%	5	0.00
Positive Permanency Connections		0%	5	0.00
High School Graduation/College Participation/Professional Certification		0%	20	0.00
Part-Time Employment with Medical Benefits		0%	20	0.00
Living Arrangements at Discharge		0%	20	0.00
Additional Academic Supports		82%	2	1.64
Additional IL Skills Provision		14%	5	0.70
Active Agency Accreditation		0%	4	0.00
Staff Clinical Licensure		0%	5	0.00
<b>Incentives Total</b>	<b>15.65</b>		<b>91</b>	<b>5.19</b>
*Performance calculation descriptions can be found in the FY 2017 RBWO PBP Measurements and Standards Guide.				

Child Protective Services Investigations and Dispositions		
The following investigations data, which is not used for scoring but is considered significant to a provider's performance, is from Georgia SHINES and is not considered final or complete until the end of the fiscal year.		
Total Reports:	0	
Number Screened In:	0	
Number Screened Out:	0	
Number Substantiated:	0	
Number Unsubstantiated:	0	
Number Active CPS Investigations:	0	



# Performance-Based Placement Measures RBWO Provider GA+SCORECARD - ILP/TLP

Report Quarter: Q4 FY2017

**Provider/Program Name: CHRIS 180 Inc. - Summit Trail Boys ILP (4675) - CCI**

 2045 Graham Circle SE Building E, Atlanta, GA  
 30316-2933

Phone: 404-281-3845

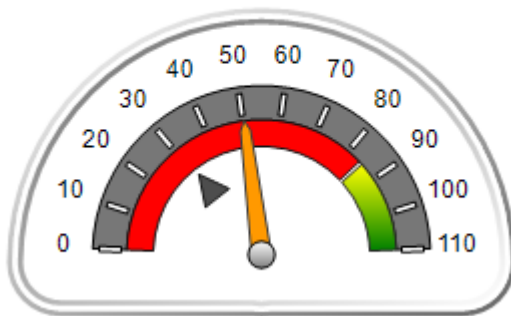
Vendor ID# 35283

	Quarterly Scores (Grades)		Current Quarter Score (Grade)
	Q1: 66.81 (D)	Q2: 70.36 (C-)	50.37% (F)
	Q3: 54.69 (F)	Q4: 50.37 (F)	
Program Census Information:	# Children in Care During Quarter: 9	# Placements During Quarter: 9	# Children in Care On Last Day: 8

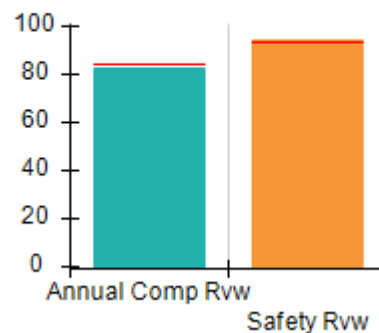
## Quarterly Provider Comparisons to All ILP/TLPs

indicates average for all ILP/TLPs

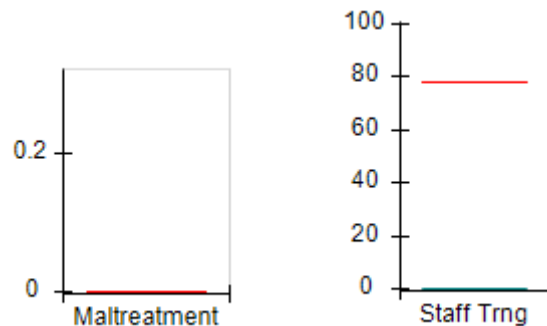
Overall Score (%)



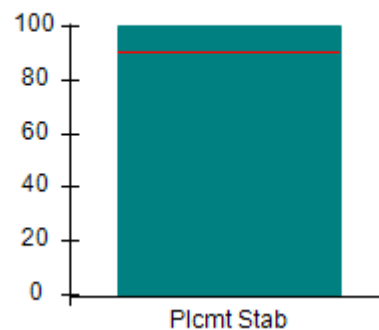
OPM Monitoring Reviews (%)



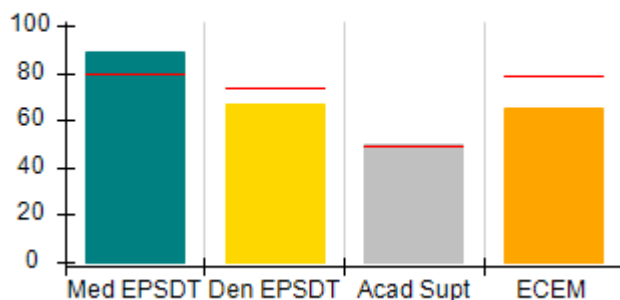
Safety Outcomes (%)



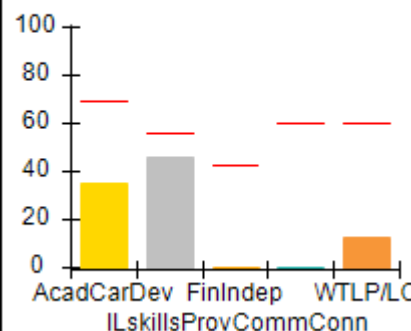
Permanency Outcomes (%)



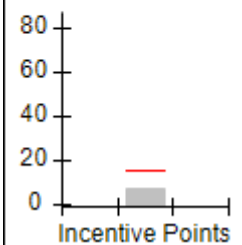
Well-Being Outcomes (%)



ILP/TLP Outcomes (%)



Incentives Earned (Points)





# Performance-Based Placement Measures

## RBWO Provider GA+SCORECARD - ILP/TLP

Report Quarter: Q4 FY2017

Provider/Program Name: CHRIS 180 Inc. - Summit Trail Boys ILP (4675) - CCI				
2045 Graham Circle SE Building E, Atlanta, GA 30316-2933 Phone: 404-281-3845 Vendor ID# 35283		Quarterly Scores (Grades)		Current Quarter Score (Grade)
		Q1: 66.81 (D)	Q2: 70.36 (C-)	50.37%
		Q3: 54.69 (F)	Q4: 50.37 (F)	(F)
Program Census Information:		# Children in Care During Quarter: 9	# Placements During Quarter: 9	# Children in Care On Last Day: 8
	Avg Performance All ILP/TLPs (%)	Provider Performance (%)*	Possible Points (Weight)	Provider Points Earned
<b>OPM Monitoring Reviews</b>				
Annual Comprehensive Reviews	85%	83%	15	12.45
Safety Reviews	94%	95%	5	4.73
<b>Monitoring Sub-Total</b>			<b>20</b>	<b>17.18</b>
<b>ILP/TLP Safety Outcomes</b>				
Incidence of Maltreatment	0.00%	Not Eligible		
Staff Training	78%	0%	13	0.00
<b>Safety Sub-Total</b>			<b>13</b>	<b>0.00</b>
<b>ILP/TLP Permanency Outcomes</b>				
Placement Stability	90%	100%	3	3.00
<b>Permanency Sub-Total</b>			<b>3</b>	<b>3.00</b>
<b>ILP/TLP Well-Being Outcomes</b>				
EPSDT Medical Visits	79%	89%	4	3.56
EPSDT Dental Visits	74%	67%	4	2.68
Academic Supports	49%	50%	2	1.00
Provider ECEM Visits	79%	65%	4	2.60
Placements with Siblings	No Data	Not Eligible	Not Scored	Not Scored
Placements within Legal County	26%	0%	Not Scored	Not Scored
<b>Well-Being Sub-Total</b>			<b>14</b>	<b>10.34</b>
<b>ILP/TLP Specialty Outcomes</b>				
Academic/Career Development	69%	35%	10	3.50
Ind Living Skills Provision	56%	46%	15	6.90
Financial Independence	42%	0%	5	0.00
Community Connections	60%	0%	5	0.00
WTLP/Life Coach	60%	12%	15	1.80
<b>Specialty Sub-Total</b>			<b>50</b>	<b>12.20</b>

\*Performance calculation descriptions can be found in the FY 2017 RBWO PBP Measurements and Standards Guide.

Monitoring &amp; Outcomes: Possible Points = 100

Points Earned = 42.72



# Performance-Based Placement Measures RBWO Provider GA+SCORECARD - ILP/TLP

Report Quarter: Q4 FY2017

<b>Score Before Incentives Credit</b>	<b>42.72%</b>
<b>Incentives Awarded</b>	<b>07.65 pts</b>
<b>PBP Verification</b>	<b>0.00 pts</b>
<b>Total Score</b>	<b>50.37%</b>

Provider/Program Name: CHRIS 180 Inc. - Summit Trail Boys ILP (4675) - CCI				
Program Census Information:		# Children in Care During Quarter: 9	# Placements During Quarter: 9	# Children in Care On Last Day: 8
ILP/TLP Incentive Credits	Avg Performance All ILP/TLPs (Points)	Provider Performance (%)*	Possible Points (Weight)	Provider Points Earned
No DJJ or DOC Involvement		54%	5	2.70
Extended Foster Care Services		Not Eligible	5	
Positive Permanency Connections		0%	5	0.00
High School Graduation/College Participation/Professional Certification		11%	20	2.20
Part-Time Employment with Medical Benefits		0%	20	0.00
Living Arrangements at Discharge		Not Eligible	20	
Additional Academic Supports		0%	2	0.00
Additional IL Skills Provision		15%	5	0.75
Active Agency Accreditation		50%	4	2.00
Staff Clinical Licensure		0%	5	0.00
<b>Incentives Total</b>	<b>15.65</b>		<b>91</b>	<b>7.65</b>
*Performance calculation descriptions can be found in the FY 2017 RBWO PBP Measurements and Standards Guide.				

Child Protective Services Investigations and Dispositions		
The following investigations data, which is not used for scoring but is considered significant to a provider's performance, is from Georgia SHINES and is not considered final or complete until the end of the fiscal year.		
Total Reports:	0	
Number Screened In:	0	
Number Screened Out:	0	
Number Substantiated:	0	
Number Unsubstantiated:	0	
Number Active CPS Investigations:	0	



# Performance-Based Placement Measures RBWO Provider GA+SCORECARD - ILP/TLP

Report Quarter: Q4 FY2017

**Provider/Program Name: CHRIS 180 Inc. - Summit Trail Girls ILP (4674) - CCI**

 2045 Graham Circle SE Building E, Atlanta, GA  
 30316-2933

Phone: 404-281-3845

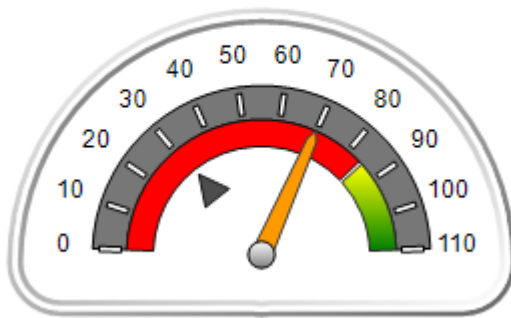
Vendor ID# 35279

	Quarterly Scores (Grades)		Current Quarter Score (Grade)
	Q1: 82.76 (B-)	Q2: 80.83 (B-)	69.86% (D+)
	Q3: 53.11 (F)	Q4: 69.86 (D+)	
Program Census Information:	# Children in Care During Quarter: 2	# Placements During Quarter: 2	# Children in Care On Last Day: 1

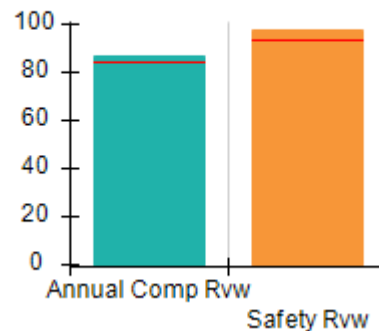
## Quarterly Provider Comparisons to All ILP/TLPs

indicates average for all ILP/TLPs

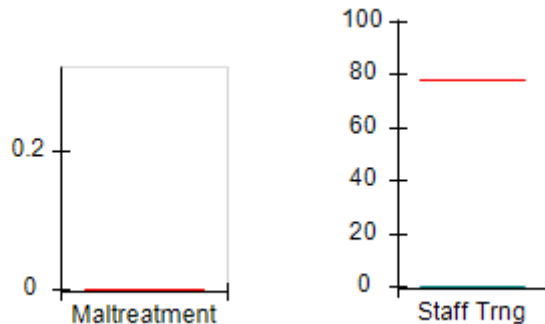
Overall Score (%)



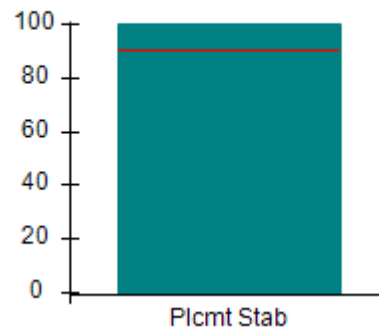
OPM Monitoring Reviews (%)



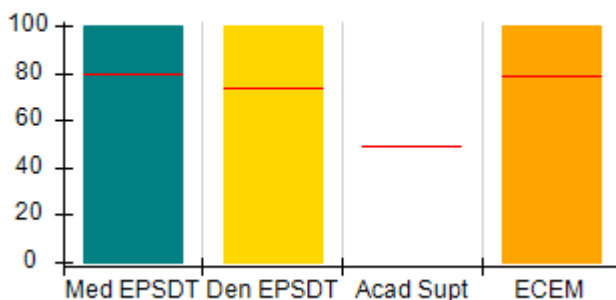
Safety Outcomes (%)



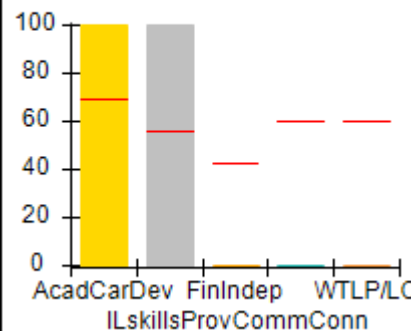
Permanency Outcomes (%)



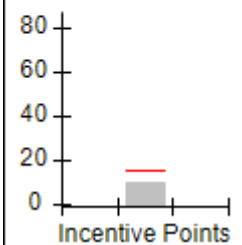
Well-Being Outcomes (%)



ILP/TLP Outcomes (%)



Incentives Earned (Points)







# Performance-Based Placement Measures

## RBWO Provider GA+SCORECARD - ILP/TLP

Report Quarter: Q4 FY2017

Provider/Program Name: CHRIS 180 Inc. - Summit Trail Girls ILP (4674) - CCI				
2045 Graham Circle SE Building E, Atlanta, GA 30316-2933 Phone: 404-281-3845 Vendor ID# 35279		Quarterly Scores (Grades)		Current Quarter Score (Grade)
		Q1: 82.76 (B-)	Q2: 80.83 (B-)	69.86% (D+)
		Q3: 53.11 (F)	Q4: 69.86 (D+)	
Program Census Information:		# Children in Care During Quarter: 2	# Placements During Quarter: 2	# Children in Care On Last Day: 1
	Avg Performance All ILP/TLPs (%)	Provider Performance (%)*	Possible Points (Weight)	Provider Points Earned
<b>OPM Monitoring Reviews</b>				
Annual Comprehensive Reviews	85%	87%	15	12.98
Safety Reviews	94%	98%	5	4.88
<b>Monitoring Sub-Total</b>			<b>20</b>	<b>17.86</b>
<b>ILP/TLP Safety Outcomes</b>				
Incidence of Maltreatment	0.00%	Not Eligible		
Staff Training	78%	0%	13	0.00
<b>Safety Sub-Total</b>			<b>13</b>	<b>0.00</b>
<b>ILP/TLP Permanency Outcomes</b>				
Placement Stability	90%	100%	3	3.00
<b>Permanency Sub-Total</b>			<b>3</b>	<b>3.00</b>
<b>ILP/TLP Well-Being Outcomes</b>				
EPSDT Medical Visits	79%	100%	4.7	4.55
EPSDT Dental Visits	74%	100%	4.7	4.55
Academic Supports	49%	Not Eligible		
Provider ECEM Visits	79%	100%	4.7	4.67
Placements with Siblings	No Data	Not Eligible	Not Scored	Not Scored
Placements within Legal County	26%	0%	Not Scored	Not Scored
<b>Well-Being Sub-Total</b>			<b>14</b>	<b>14.00</b>
<b>ILP/TLP Specialty Outcomes</b>				
Academic/Career Development	69%	100%	10	10.00
Ind Living Skills Provision	56%	100%	15	15.00
Financial Independence	42%	0%	5	0.00
Community Connections	60%	0%	5	0.00
WTLP/Life Coach	60%	0%	15	0.00
<b>Specialty Sub-Total</b>			<b>50</b>	<b>25.00</b>

\*Performance calculation descriptions can be found in the FY 2017 RBWO PBP Measurements and Standards Guide.

Monitoring &amp; Outcomes: Possible Points = 100

Points Earned = 59.86



## Performance-Based Placement Measures

### RBWO Provider GA+SCORECARD - ILP/TLP

Report Quarter: Q4 FY2017

<b>Score Before Incentives Credit</b>	<b>59.86%</b>
<b>Incentives Awarded</b>	<b>10.00 pts</b>
<b>PBP Verification</b>	<b>0.00 pts</b>
<b>Total Score</b>	<b>69.86%</b>

Provider/Program Name: CHRIS 180 Inc. - Summit Trail Girls ILP (4674) - CCI				
Program Census Information:		# Children in Care During Quarter: 2	# Placements During Quarter: 2	# Children in Care On Last Day: 1
ILP/TLP Incentive Credits	Avg Performance All ILP/TLPs (Points)	Provider Performance (%)*	Possible Points (Weight)	Provider Points Earned
No DJJ or DOC Involvement		100%	5	5.00
Extended Foster Care Services		Not Eligible	5	
Positive Permanency Connections		0%	5	0.00
High School Graduation/College Participation/Professional Certification		0%	20	0.00
Part-Time Employment with Medical Benefits		0%	20	0.00
Living Arrangements at Discharge		0%	20	0.00
Additional Academic Supports		Not Eligible	2	
Additional IL Skills Provision		67%	5	3.35
Active Agency Accreditation		50%	4	2.00
Staff Clinical Licensure		0%	5	0.00
<b>Incentives Total</b>	<b>15.65</b>		<b>91</b>	<b>10.35</b>
*Performance calculation descriptions can be found in the FY 2017 RBWO PBP Measurements and Standards Guide.				

Child Protective Services Investigations and Dispositions		
The following investigations data, which is not used for scoring but is considered significant to a provider's performance, is from Georgia SHINES and is not considered final or complete until the end of the fiscal year.		
Total Reports:	0	
Number Screened In:	0	
Number Screened Out:	0	
Number Substantiated:	0	
Number Unsubstantiated:	0	
Number Active CPS Investigations:	0	



# Performance-Based Placement Measures RBWO Provider GA+SCORECARD - ILP/TLP

Report Quarter: Q4 FY2017

**Provider/Program Name: Devereux GA Treatment Network - Project Plus (4429) - CCI**

1283 Kennestone Circle, Marietta, GA 30066

Phone: 770-795-9465

Vendor ID# 35306

## Quarterly Scores (Grades)

Q1: 96.86 (A)

Q2: 102.00 (A+)

Q3: 106.79 (A+)

Q4: 90.91 (A-)

## Current Quarter Score (Grade)

90.91%

(A-)

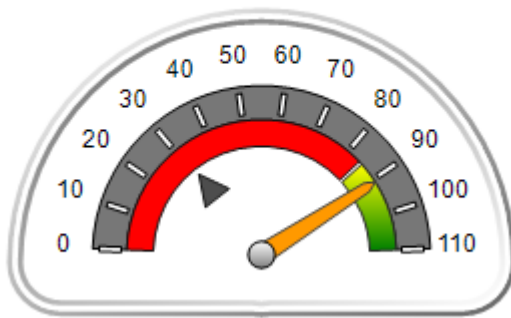
Program Census Information:

# Children in Care During  
Quarter: 7# Placements During  
Quarter: 8# Children in Care On Last  
Day: 4

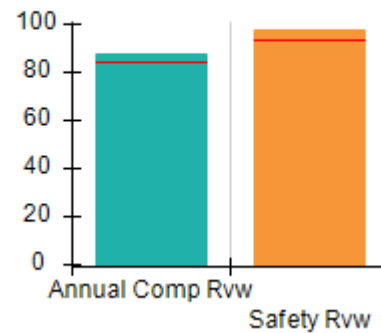
## Quarterly Provider Comparisons to All ILP/TLPs

indicates average for all ILP/TLPs

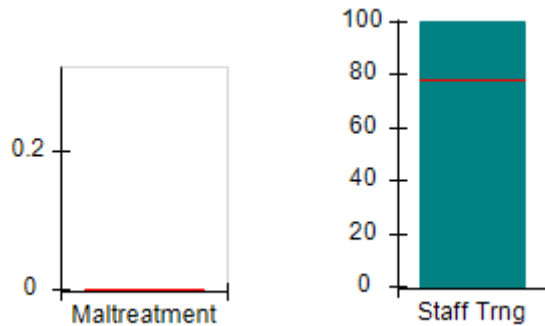
## Overall Score (%)



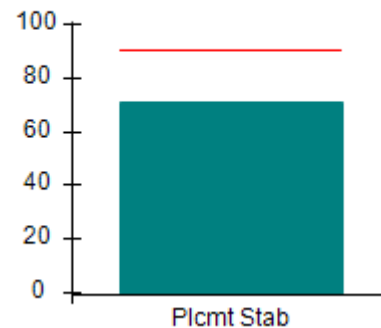
## OPM Monitoring Reviews (%)



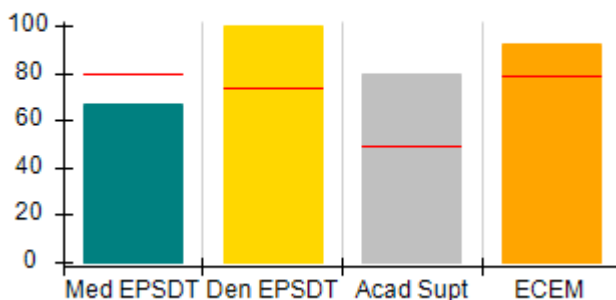
## Safety Outcomes (%)



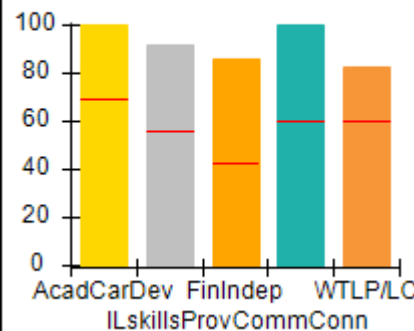
## Permanency Outcomes (%)



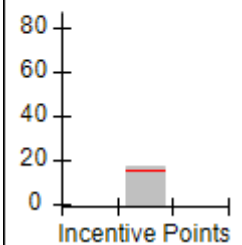
## Well-Being Outcomes (%)



## ILP/TLP Outcomes (%)



## Incentives Earned (Points)





# Performance-Based Placement Measures RBWO Provider GA+SCORECARD - ILP/TLP

Report Quarter: Q4 FY2017

Provider/Program Name: Devereux GA Treatment Network - Project Plus (4429) - CCI				
1283 Kennestone Circle, Marietta, GA 30066  Phone: 770-795-9465  Vendor ID# 35306		Quarterly Scores (Grades)		Current Quarter Score (Grade)
		Q1: 96.86 (A)	Q2: 102.00 (A+)	90.91% (A-)
		Q3: 106.79 (A+)	Q4: 90.91 (A-)	
Program Census Information:		# Children in Care During Quarter: 7	# Placements During Quarter: 8	# Children in Care On Last Day: 4
	Avg Performance All ILP/TLPs (%)	Provider Performance (%)*	Possible Points (Weight)	Provider Points Earned
<b>OPM Monitoring Reviews</b>				
Annual Comprehensive Reviews	85%	88%	15	13.19
Safety Reviews	94%	98%	5	4.88
<b>Monitoring Sub-Total</b>			<b>20</b>	<b>18.07</b>
<b>ILP/TLP Safety Outcomes</b>				
Incidence of Maltreatment	0.00%	No Substantiated Reports	3	3.00
Staff Training	78%	100%	10	10.00
<b>Safety Sub-Total</b>			<b>13</b>	<b>13.00</b>
<b>ILP/TLP Permanency Outcomes</b>				
Placement Stability	90%	71%	3	2.13
<b>Permanency Sub-Total</b>			<b>3</b>	<b>2.13</b>
<b>ILP/TLP Well-Being Outcomes</b>				
EPSDT Medical Visits	79%	67%	4	2.68
EPSDT Dental Visits	74%	100%	4	4.00
Academic Supports	49%	80%	2	1.60
Provider ECEM Visits	79%	92%	4	3.68
Placements with Siblings	No Data	0%	Not Scored	Not Scored
Placements within Legal County	26%	0%	Not Scored	Not Scored
<b>Well-Being Sub-Total</b>			<b>14</b>	<b>12.16</b>
<b>ILP/TLP Specialty Outcomes</b>				
Academic/Career Development	69%	100%	10	10.00
Ind Living Skills Provision	56%	92%	15	13.80
Financial Independence	42%	86%	5	4.30
Community Connections	60%	100%	5	5.00
WTLP/Life Coach	60%	83%	15	12.45
<b>Specialty Sub-Total</b>			<b>50</b>	<b>45.55</b>
*Performance calculation descriptions can be found in the FY 2017 RBWO PBP Measurements and Standards Guide.				

Monitoring &amp; Outcomes: Possible Points = 100

Points Earned = 90.91



# Performance-Based Placement Measures

## RBWO Provider GA+SCORECARD - ILP/TLP

Report Quarter: Q4 FY2017

<b>Score Before Incentives Credit</b>	<b>90.91%</b>
<b>Incentives Awarded</b>	<b>10.00 pts</b>
<b>PBP Verification</b>	<b>-10.00 pts</b>
<b>Total Score</b>	<b>90.91%</b>

Provider/Program Name: Devereux GA Treatment Network - Project Plus (4429) - CCI				
Program Census Information:		# Children in Care During Quarter: 7	# Placements During Quarter: 8	# Children in Care On Last Day: 4
ILP/TLP Incentive Credits	Avg Performance All ILP/TLPs (Points)	Provider Performance (%)*	Possible Points (Weight)	Provider Points Earned
No DJJ or DOC Involvement		100%	5	5.00
Extended Foster Care Services		100%	5	5.00
Positive Permanency Connections		0%	5	0.00
High School Graduation/College Participation/Professional Certification		0%	20	0.00
Part-Time Employment with Medical Benefits		0%	20	0.00
Living Arrangements at Discharge		0%	20	0.00
Additional Academic Supports		60%	2	1.20
Additional IL Skills Provision		73%	5	3.65
Active Agency Accreditation		50%	4	2.00
Staff Clinical Licensure		0%	5	0.00
<b>Incentives Total</b>	<b>15.65</b>		<b>91</b>	<b>16.85</b>
*Performance calculation descriptions can be found in the FY 2017 RBWO PBP Measurements and Standards Guide.				

### Child Protective Services Investigations and Dispositions

The following investigations data, which is not used for scoring but is considered significant to a provider's performance, is from Georgia SHINES and is not considered final or complete until the end of the fiscal year.

Total Reports:	0	
Number Screened In:	0	
Number Screened Out:	0	
Number Substantiated:	0	
Number Unsubstantiated:	0	
Number Active CPS Investigations:	0	



# Performance-Based Placement Measures

## RBWO Provider GA+SCORECARD - ILP/TLP

Report Quarter: Q4 FY2017

**Provider/Program Name: Elks Aidmore Children's Center - ILP (5233) - CCI**

1105 Lake Point Ln., Stone Mountain, GA 30088

Phone: 770-483-3535

Vendor ID# 144120

**Quarterly Scores (Grades)****Current Quarter Score (Grade)**

Q1: 77.36 (C+)

Q2: 64.45 (D)

63.77%

Q3: 70.97 (C-)

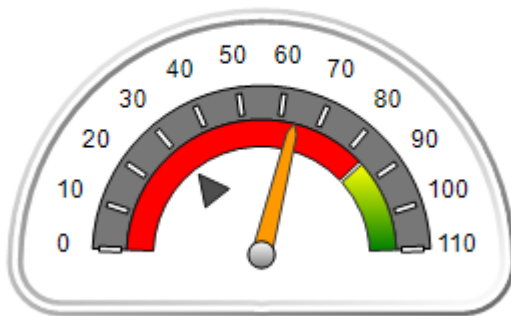
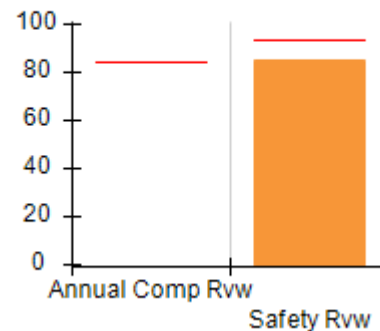
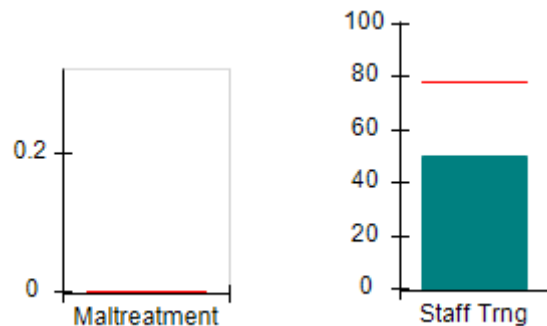
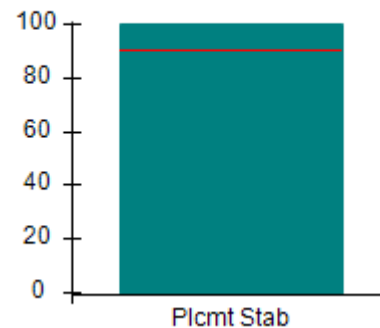
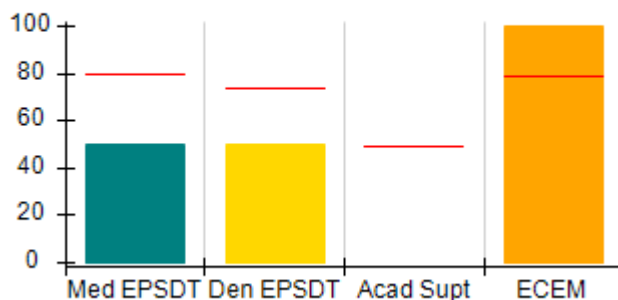
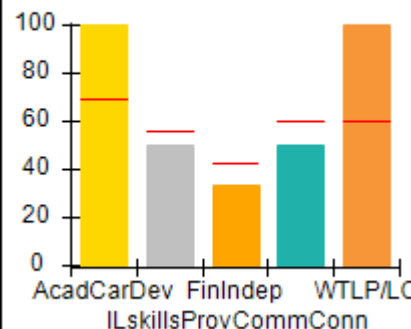
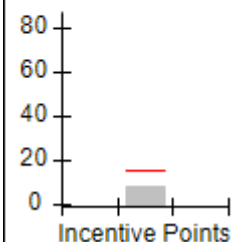
Q4: 63.77 (D-)

(D-)

Program Census Information:

# Children in Care During  
Quarter: 2# Placements During  
Quarter: 2# Children in Care On Last  
Day: 2**Quarterly Provider Comparisons to All ILP/TLPs**

indicates average for all ILP/TLPs

**Overall Score (%)****OPM Monitoring Reviews (%)****Safety Outcomes (%)****Permanency Outcomes (%)****Well-Being Outcomes (%)****ILP/TLP Outcomes (%)****Incentives Earned (Points)**



# Performance-Based Placement Measures

## RBWO Provider GA+SCORECARD - ILP/TLP

Report Quarter: Q4 FY2017

**Provider/Program Name: Elks Aidmore Children's Center - ILP (5233) - CCI**

<b>1105 Lake Point Ln., Stone Mountain, GA 30088</b>  <b>Phone: 770-483-3535</b>  <b>Vendor ID# 144120</b>	Quarterly Scores (Grades)		Current Quarter Score (Grade)
	Q1: 77.36 (C+)	Q2: 64.45 (D)	<b>63.77%</b> <b>(D-)</b>
	Q3: 70.97 (C-)	Q4: 63.77 (D-)	

Program Census Information:	# Children in Care During Quarter: 2	# Placements During Quarter: 2	# Children in Care On Last Day: 2
-----------------------------	--------------------------------------	--------------------------------	-----------------------------------

	Avg Performance All ILP/TLPs (%)	Provider Performance (%)*	Possible Points (Weight)	Provider Points Earned
--	----------------------------------	---------------------------	--------------------------	------------------------

**OPM Monitoring Reviews**

Annual Comprehensive Reviews	85%	Not Yet Conducted		
Safety Reviews	94%	85%	5	4.25
<b>Monitoring Sub-Total</b>			<b>5</b>	<b>4.25</b>

**ILP/TLP Safety Outcomes**

Incidence of Maltreatment	0.00%	Not Eligible		
Staff Training	78%	50%	13	6.50
<b>Safety Sub-Total</b>			<b>13</b>	<b>6.50</b>

**ILP/TLP Permanency Outcomes**

Placement Stability	90%	100%	3	3.00
<b>Permanency Sub-Total</b>			<b>3</b>	<b>3.00</b>

**ILP/TLP Well-Being Outcomes**

EPSDT Medical Visits	79%	50%	4.7	2.27
EPSDT Dental Visits	74%	50%	4.7	2.27
Academic Supports	49%	Not Eligible		
Provider ECEM Visits	79%	100%	4.7	4.67
Placements with Siblings	No Data	Not Eligible	Not Scored	Not Scored
Placements within Legal County	26%	Not Eligible	Not Scored	Not Scored
<b>Well-Being Sub-Total</b>			<b>14</b>	<b>9.33</b>

**ILP/TLP Specialty Outcomes**

Academic/Career Development	69%	100%	10	10.00
Ind Living Skills Provision	56%	50%	15	7.50
Financial Independence	42%	33%	5	1.65
Community Connections	60%	50%	5	2.50
WTLP/Life Coach	60%	100%	15	15.00
<b>Specialty Sub-Total</b>			<b>50</b>	<b>36.65</b>

\*Performance calculation descriptions can be found in the FY 2017 RBWO PBP Measurements and Standards Guide.

<b>Monitoring &amp; Outcomes: Possible Points = 85</b>	<b>Points Earned = 59.73</b>
<b>Score Before Incentives Credit 70.27%</b>	



# Performance-Based Placement Measures RBWO Provider GA+SCORECARD - ILP/TLP

Report Quarter: Q4 FY2017

Incentives Awarded	07.85 pts
PBP Verification	-14.35 pts
<b>Total Score</b>	<b>63.77%</b>

**Provider/Program Name: Elks Aidmore Children's Center - ILP (5233) - CCI**

Program Census Information:		# Children in Care During Quarter: 2	# Placements During Quarter: 2	# Children in Care On Last Day: 2
ILP/TLP Incentive Credits	Avg Performance All ILP/TLPs (Points)	Provider Performance (%)*	Possible Points (Weight)	Provider Points Earned
No DJJ or DOC Involvement		100%	5	5.00
Extended Foster Care Services		Not Eligible	5	
Positive Permanency Connections		0%	5	0.00
High School Graduation/College Participation/Professional Certification		0%	20	0.00
Part-Time Employment with Medical Benefits		Not Eligible	20	
Living Arrangements at Discharge		Not Eligible	20	
Additional Academic Supports		Not Eligible	2	
Additional IL Skills Provision		17%	5	0.85
Active Agency Accreditation		50%	4	2.00
Staff Clinical Licensure		0%	5	0.00
<b>Incentives Total</b>	<b>15.65</b>		<b>91</b>	<b>7.85</b>

\*Performance calculation descriptions can be found in the FY 2017 RBWO PBP Measurements and Standards Guide.

**Child Protective Services Investigations and Dispositions**

The following investigations data, which is not used for scoring but is considered significant to a provider's performance, is from Georgia SHINES and is not considered final or complete until the end of the fiscal year.

Total Reports:	0	
Number Screened In:	0	
Number Screened Out:	0	
Number Substantiated:	0	
Number Unsubstantiated:	0	
Number Active CPS Investigations:	0	





# Performance-Based Placement Measures

## RBWO Provider GA+SCORECARD - ILP/TLP

Report Quarter: Q4 FY2017

**Provider/Program Name: Elks Aidmore Children's Center - Transitional Living Program (629) - CCI**

2394 Morrison Rd., Conyers, GA 30094

Phone: 770-483-3535

Vendor ID# 53063

## Quarterly Scores (Grades)

Q1: 105.33 (A+)

Q2: 97.95 (A+)

Q3: 95.09 (A)

Q4: 91.02 (A-)

## Current Quarter Score (Grade)

91.02%

(A-)

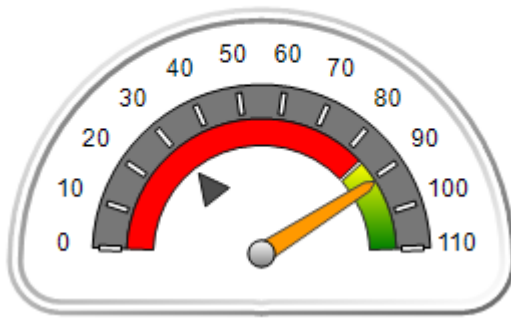
Program Census Information:

# Children in Care During  
Quarter: 13# Placements During  
Quarter: 13# Children in Care On Last  
Day: 8

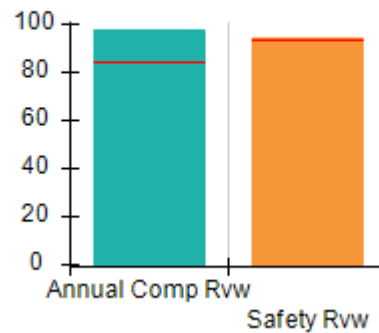
## Quarterly Provider Comparisons to All ILP/TLPs

indicates average for all ILP/TLPs

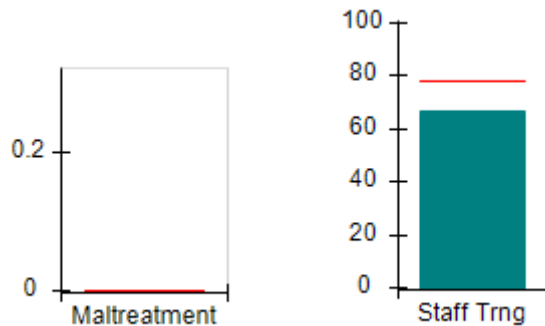
## Overall Score (%)



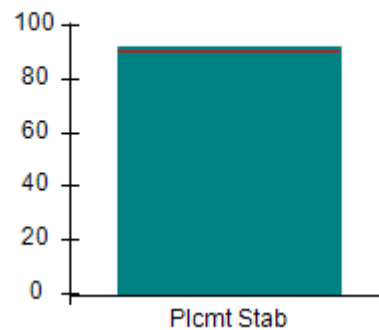
## OPM Monitoring Reviews (%)



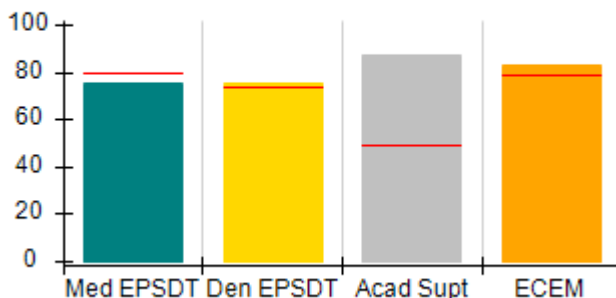
## Safety Outcomes (%)



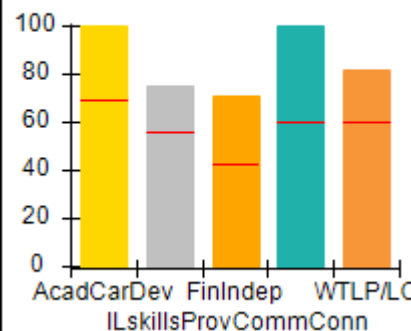
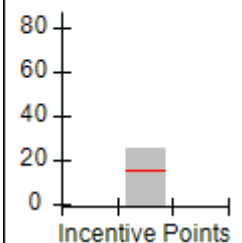
## Permanency Outcomes (%)



## Well-Being Outcomes (%)



## ILP/TLP Outcomes (%)

Incentives  
Earned  
(Points)



**Performance-Based Placement Measures  
RBWO Provider GA+SCORECARD - ILP/TLP**

**Report Quarter: Q4 FY2017**

**Provider/Program Name: Elks Aidmore Children's Center - Transitional Living Program (629) - CCI**

<b>2394 Morrison Rd., Conyers, GA 30094</b>  <b>Phone: 770-483-3535</b>  <b>Vendor ID# 53063</b>	<b>Quarterly Scores (Grades)</b>		<b>Current Quarter Score (Grade)</b>
	<b>Q1: 105.33 (A+)</b>	<b>Q2: 97.95 (A+)</b>	<b>91.02%</b>
	<b>Q3: 95.09 (A)</b>	<b>Q4: 91.02 (A-)</b>	<b>(A-)</b>

Program Census Information:	# Children in Care During Quarter: 13	# Placements During Quarter: 13	# Children in Care On Last Day: 8
-----------------------------	---------------------------------------	---------------------------------	-----------------------------------

	Avg Performance All ILP/TLPs (%)	Provider Performance (%)*	Possible Points (Weight)	Provider Points Earned
--	----------------------------------	---------------------------	--------------------------	------------------------

**OPM Monitoring Reviews**

Annual Comprehensive Reviews	85%	98%	15	14.70
Safety Reviews	94%	94%	5	4.71
<b>Monitoring Sub-Total</b>			<b>20</b>	<b>19.41</b>

**ILP/TLP Safety Outcomes**

Incidence of Maltreatment	0.00%	No Substantiated Reports	3	3.00
Staff Training	78%	67%	10	6.70
<b>Safety Sub-Total</b>			<b>13</b>	<b>9.70</b>

**ILP/TLP Permanency Outcomes**

Placement Stability	90%	92%	3	2.76
<b>Permanency Sub-Total</b>			<b>3</b>	<b>2.76</b>

**ILP/TLP Well-Being Outcomes**

EPSDT Medical Visits	79%	75%	4	3.00
EPSDT Dental Visits	74%	75%	4	3.00
Academic Supports	49%	87%	2	1.74
Provider ECEM Visits	79%	83%	4	3.32
Placements with Siblings	No Data	67%	Not Scored	Not Scored
Placements within Legal County	26%	0%	Not Scored	Not Scored
<b>Well-Being Sub-Total</b>			<b>14</b>	<b>11.14</b>

**ILP/TLP Specialty Outcomes**

Academic/Career Development	69%	100%	10	10.00
Ind Living Skills Provision	56%	75%	15	11.25
Financial Independence	42%	71%	5	3.55
Community Connections	60%	100%	5	5.00
WTLP/Life Coach	60%	82%	15	12.30
<b>Specialty Sub-Total</b>			<b>50</b>	<b>42.10</b>

\*Performance calculation descriptions can be found in the FY 2017 RBWO PBP Measurements and Standards Guide.

<b>Monitoring &amp; Outcomes: Possible Points = 100</b>	<b>Points Earned = 85.11</b>
---	------------------------------



DHS, DFCS, Office of Provider Management  
**Performance-Based Placement Measures**  
**RBWO Provider GA+SCORECARD - ILP/TLP**



Report Quarter: Q4 FY2017

<b>Score Before Incentives Credit</b>	<b>85.11%</b>
<b>Incentives Awarded</b>	<b>10.00 pts</b>
<b>PBP Verification</b>	<b>-4.09 pts</b>
<b>Total Score</b>	<b>91.02%</b>

**Provider/Program Name: Elks Aidmore Children's Center - Transitional Living Program (629) - CCI**

Program Census Information:		# Children in Care During Quarter: 13	# Placements During Quarter: 13	# Children in Care On Last Day: 8
<b>ILP/TLP Incentive Credits</b>	<b>Avg Performance All ILP/TLPs (Points)</b>	<b>Provider Performance (%)*</b>	<b>Possible Points (Weight)</b>	<b>Provider Points Earned</b>
No DJJ or DOC Involvement		92%	5	4.60
Extended Foster Care Services		Not Eligible	5	
Positive Permanency Connections		0%	5	0.00
High School Graduation/College Participation/Professional Certification		25%	20	5.00
Part-Time Employment with Medical Benefits		40%	20	8.00
Living Arrangements at Discharge		17%	20	3.40
Additional Academic Supports		83%	2	1.66
Additional IL Skills Provision		54%	5	2.70
Active Agency Accreditation		0%	4	0.00
Staff Clinical Licensure		0%	5	0.00
<b>Incentives Total</b>	<b>15.65</b>		<b>91</b>	<b>25.36</b>

\*Performance calculation descriptions can be found in the FY 2017 RBWO PBP Measurements and Standards Guide.

**Child Protective Services Investigations and Dispositions**

The following investigations data, which is not used for scoring but is considered significant to a provider's performance, is from Georgia SHINES and is not considered final or complete until the end of the fiscal year.

Total Reports:	0	
Number Screened In:	0	
Number Screened Out:	0	
Number Substantiated:	0	
Number Unsubstantiated:	0	
Number Active CPS Investigations:	0	



**DHS, DFCS, Office of Provider Management**  
**Performance-Based Placement Measures**  
**RBWO Provider GA+SCORECARD - ILP/TLP**



**Report Quarter: Q4 FY2017**

One or more parameters were not specified for the subreport, 'Subreport2', located at:  
/PBP\_FY2017\_ScoreCard\_ILPTLP.



# Performance-Based Placement Measures RBWO Provider GA+SCORECARD - ILP/TLP

Report Quarter: Q4 FY2017

**Provider/Program Name: ENA, Inc., dba NECCO (formerly GA SAFE) - Albany ILP (5171) - CCI**

2231 Dawson Road, Albany, GA 31707

Phone: 229-299-5095

Vendor ID# 119959

## Quarterly Scores (Grades)

Q1: 104.81 (A+)

Q2: 100.88 (A+)

Q3: 98.78 (A+)

Q4: 92.64 (A-)

## Current Quarter Score (Grade)

**92.64%**

**(A-)**

Program Census Information:

# Children in Care During Quarter: 15

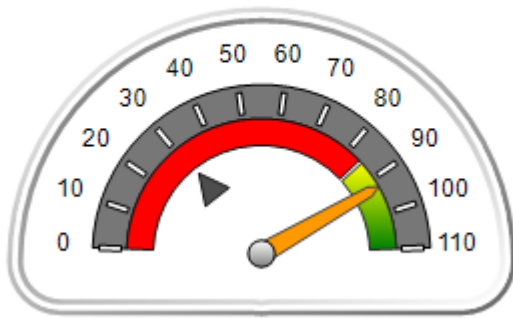
# Placements During Quarter: 15

# Children in Care On Last Day: 11

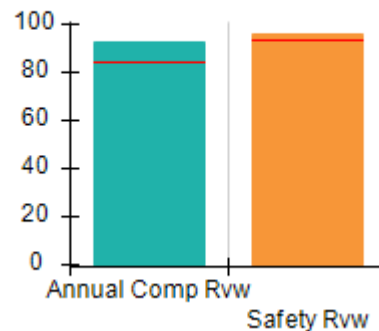
## Quarterly Provider Comparisons to All ILP/TLPs

▼ indicates average for all ILP/TLPs

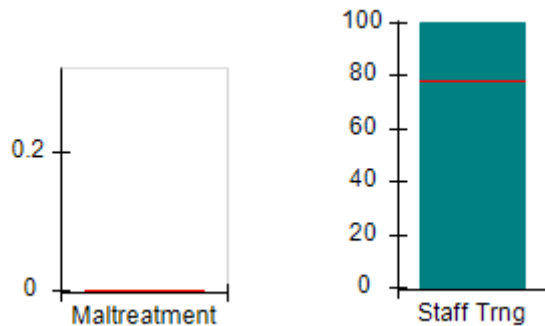
### Overall Score (%)



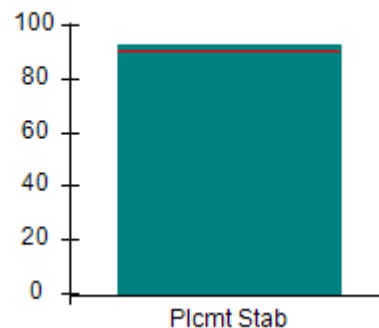
### OPM Monitoring Reviews (%)



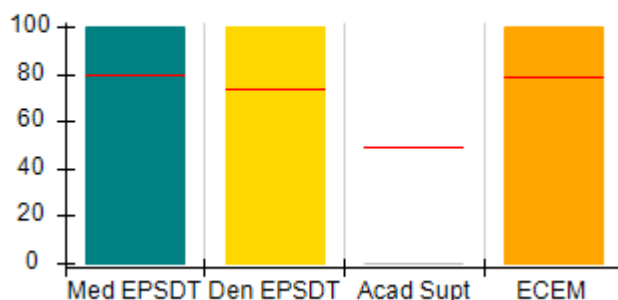
### Safety Outcomes (%)



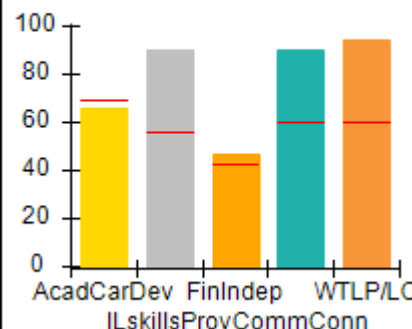
### Permanency Outcomes (%)



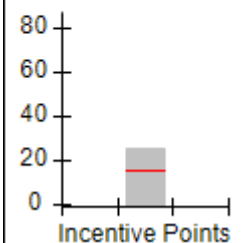
### Well-Being Outcomes (%)



### ILP/TLP Outcomes (%)



### Incentives Earned (Points)





# Performance-Based Placement Measures RBWO Provider GA+SCORECARD - ILP/TLP

Report Quarter: Q4 FY2017

**Provider/Program Name: ENA, Inc., dba NECCO (formerly GA SAFE) - Albany ILP (5171) - CCI**

<b>2231 Dawson Road, Albany, GA 31707</b>  <b>Phone: 229-299-5095</b>  <b>Vendor ID# 119959</b>	Quarterly Scores (Grades)		Current Quarter Score (Grade)
	Q1: 104.81 (A+)	Q2: 100.88 (A+)	92.64%
	Q3: 98.78 (A+)	Q4: 92.64 (A-)	(A-)

Program Census Information:	# Children in Care During Quarter: 15	# Placements During Quarter: 15	# Children in Care On Last Day: 11
-----------------------------	---------------------------------------	---------------------------------	------------------------------------

	Avg Performance All ILP/TLPs (%)	Provider Performance (%)*	Possible Points (Weight)	Provider Points Earned
--	----------------------------------	---------------------------	--------------------------	------------------------

**OPM Monitoring Reviews**

Annual Comprehensive Reviews	85%	92%	15	13.87
Safety Reviews	94%	96%	5	4.80
<b>Monitoring Sub-Total</b>			<b>20</b>	<b>18.67</b>

**ILP/TLP Safety Outcomes**

Incidence of Maltreatment	0.00%	No Substantiated Reports	3	3.00
Staff Training	78%	100%	10	10.00
<b>Safety Sub-Total</b>			<b>13</b>	<b>13.00</b>

**ILP/TLP Permanency Outcomes**

Placement Stability	90%	93%	3	2.79
<b>Permanency Sub-Total</b>			<b>3</b>	<b>2.79</b>

**ILP/TLP Well-Being Outcomes**

EPSDT Medical Visits	79%	100%	4	4.00
EPSDT Dental Visits	74%	100%	4	4.00
Academic Supports	49%	0%	2	0.00
Provider ECEM Visits	79%	100%	4	4.00
Placements with Siblings	No Data	0%	Not Scored	Not Scored
Placements within Legal County	26%	0%	Not Scored	Not Scored
<b>Well-Being Sub-Total</b>			<b>14</b>	<b>12.66</b>

**ILP/TLP Specialty Outcomes**

Academic/Career Development	69%	66%	10	6.60
Ind Living Skills Provision	56%	90%	15	13.50
Financial Independence	42%	47%	5	2.35
Community Connections	60%	90%	5	4.50
WTLP/Life Coach	60%	94%	15	14.10
<b>Specialty Sub-Total</b>			<b>50</b>	<b>41.05</b>

\*Performance calculation descriptions can be found in the FY 2017 RBWO PBP Measurements and Standards Guide.

**Monitoring & Outcomes: Possible Points = 100**
**Points Earned = 88.17**



# Performance-Based Placement Measures RBWO Provider GA+SCORECARD - ILP/TLP

Report Quarter: Q4 FY2017

<b>Score Before Incentives Credit</b>	<b>88.17%</b>
<b>Incentives Awarded</b>	<b>10.00 pts</b>
<b>PBP Verification</b>	<b>-5.53 pts</b>
<b>Total Score</b>	<b>92.64%</b>

## Provider/Program Name: ENA, Inc., dba NECCO (formerly GA SAFE) - Albany ILP (5171) - CCI

Program Census Information:		# Children in Care During Quarter: 15	# Placements During Quarter: 15	# Children in Care On Last Day: 11
ILP/TLP Incentive Credits	Avg Performance All ILP/TLPs (Points)	Provider Performance (%)*	Possible Points (Weight)	Provider Points Earned
No DJJ or DOC Involvement		100%	5	5.00
Extended Foster Care Services		100%	5	5.00
Positive Permanency Connections		11%	5	0.55
High School Graduation/College Participation/Professional Certification		36%	20	7.20
Part-Time Employment with Medical Benefits		0%	20	0.00
Living Arrangements at Discharge		25%	20	5.00
Additional Academic Supports		0%	2	0.00
Additional IL Skills Provision		7%	5	0.35
Active Agency Accreditation		50%	4	2.00
Staff Clinical Licensure		0%	5	0.00
<b>Incentives Total</b>	<b>15.65</b>		<b>91</b>	<b>25.10</b>

\*Performance calculation descriptions can be found in the FY 2017 RBWO PBP Measurements and Standards Guide.

### Child Protective Services Investigations and Dispositions

The following investigations data, which is not used for scoring but is considered significant to a provider's performance, is from Georgia SHINES and is not considered final or complete until the end of the fiscal year.

Total Reports:	0	
Number Screened In:	0	
Number Screened Out:	0	
Number Substantiated:	0	
Number Unsubstantiated:	0	
Number Active CPS Investigations:	0	



## Performance-Based Placement Measures RBWO Provider GA+SCORECARD - ILP/TLP

Report Quarter: Q4 FY2017

**Provider/Program Name: ENA, Inc., dba NECCO (formerly GA SAFE) - Jonesboro ILP (5136) - CCI**

9556 Tara Blvd., Jonesboro, GA 30236

Phone: 678-610-1933

Vendor ID# 114043

### Quarterly Scores (Grades)

Q1: 87.61 (B+)

Q2: 85.24 (B)

Q3: 81.34 (B-)

Q4: 68.86 (D+)

Current Quarter Score (Grade)

**68.86%**

**(D+)**

Program Census Information:

# Children in Care During Quarter: 23

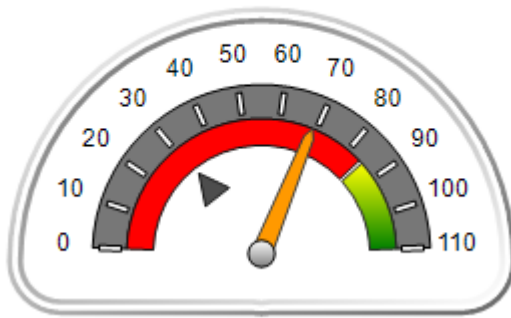
# Placements During Quarter: 24

# Children in Care On Last Day: 17

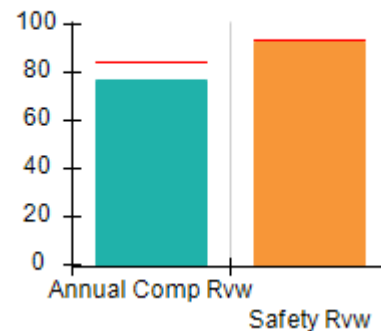
### Quarterly Provider Comparisons to All ILP/TLPs

▼ indicates average for all ILP/TLPs

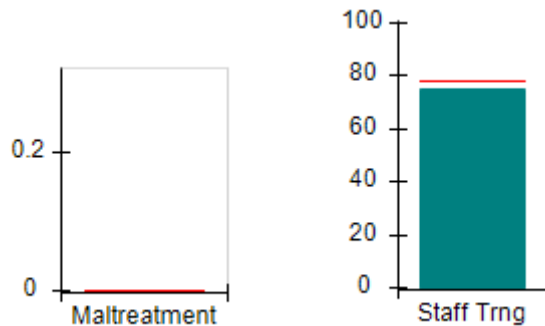
#### Overall Score (%)



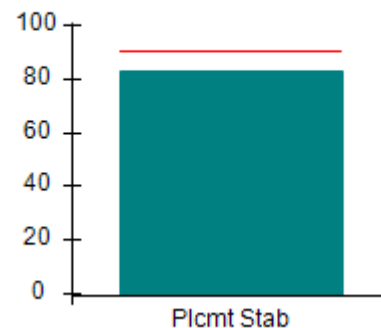
#### OPM Monitoring Reviews (%)



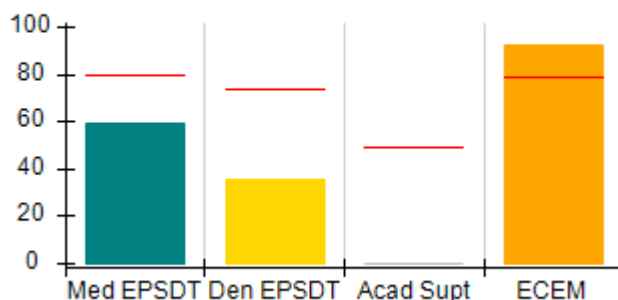
#### Safety Outcomes (%)



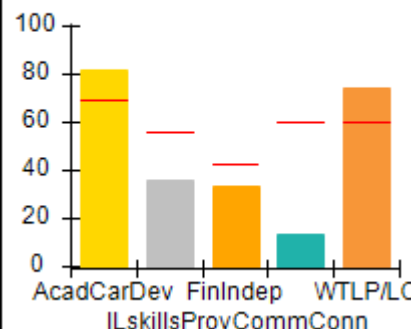
#### Permanency Outcomes (%)



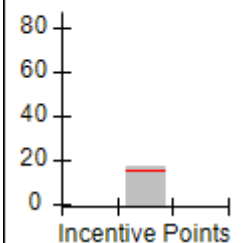
#### Well-Being Outcomes (%)



#### ILP/TLP Outcomes (%)



#### Incentives Earned (Points)







# Performance-Based Placement Measures RBWO Provider GA+SCORECARD - ILP/TLP

Report Quarter: Q4 FY2017

<b>Provider/Program Name: ENA, Inc., dba NECCO (formerly GA SAFE) - Jonesboro ILP (5136) - CCI</b>				
<b>9556 Tara Blvd., Jonesboro, GA 30236</b>  <b>Phone: 678-610-1933</b>  <b>Vendor ID# 114043</b>		<b>Quarterly Scores (Grades)</b>		<b>Current Quarter Score (Grade)</b>
		<b>Q1: 87.61 (B+)</b>	<b>Q2: 85.24 (B)</b>	<b>68.86% (D+)</b>
		<b>Q3: 81.34 (B-)</b>	<b>Q4: 68.86 (D+)</b>	
Program Census Information:		# Children in Care During Quarter: 23	# Placements During Quarter: 24	# Children in Care On Last Day: 17
	<b>Avg Performance All ILP/TLPs (%)</b>	<b>Provider Performance (%)*</b>	<b>Possible Points (Weight)</b>	<b>Provider Points Earned</b>
<b>OPM Monitoring Reviews</b>				
Annual Comprehensive Reviews	85%	77%	15	11.51
Safety Reviews	94%	93%	5	4.63
<b>Monitoring Sub-Total</b>			<b>20</b>	<b>16.14</b>
<b>ILP/TLP Safety Outcomes</b>				
Incidence of Maltreatment	0.00%	Not Eligible		
Staff Training	78%	75%	13	9.75
<b>Safety Sub-Total</b>			<b>13</b>	<b>9.75</b>
<b>ILP/TLP Permanency Outcomes</b>				
Placement Stability	90%	83%	3	2.49
<b>Permanency Sub-Total</b>			<b>3</b>	<b>2.49</b>
<b>ILP/TLP Well-Being Outcomes</b>				
EPSDT Medical Visits	79%	59%	4	2.36
EPSDT Dental Visits	74%	36%	4	1.44
Academic Supports	49%	0%	2	0.00
Provider ECEM Visits	79%	92%	4	3.68
Placements with Siblings	No Data	Not Eligible	Not Scored	Not Scored
Placements within Legal County	26%	0%	Not Scored	Not Scored
<b>Well-Being Sub-Total</b>			<b>14</b>	<b>7.48</b>
<b>ILP/TLP Specialty Outcomes</b>				
Academic/Career Development	69%	82%	10	8.20
Ind Living Skills Provision	56%	36%	15	5.40
Financial Independence	42%	33%	5	1.65
Community Connections	60%	13%	5	0.65
WTLP/Life Coach	60%	74%	15	11.10
<b>Specialty Sub-Total</b>			<b>50</b>	<b>27.00</b>
*Performance calculation descriptions can be found in the FY 2017 RBWO PBP Measurements and Standards Guide.				
<b>Monitoring &amp; Outcomes: Possible Points = 100</b>			<b>Points Earned = 62.86</b>	
<b>Score Before Incentives Credit</b>			<b>62.86%</b>	

**Performance-Based Placement Measures**  
**RBWO Provider GA+SCORECARD - ILP/TLP**

Report Quarter: Q4 FY2017

Incentives Awarded	10.00 pts
PBP Verification	-4.00 pts
<b>Total Score</b>	<b>68.86%</b>

**Provider/Program Name: ENA, Inc., dba NECCO (formerly GA SAFE) - Jonesboro ILP (5136) - CCI**

Program Census Information:		# Children in Care During Quarter: 23	# Placements During Quarter: 24	# Children in Care On Last Day: 17
ILP/TLP Incentive Credits	Avg Performance All ILP/TLPs (Points)	Provider Performance (%)*	Possible Points (Weight)	Provider Points Earned
No DJJ or DOC Involvement		98%	5	4.90
Extended Foster Care Services		Not Eligible	5	
Positive Permanency Connections		0%	5	0.00
High School Graduation/College Participation/Professional Certification		36%	20	7.20
Part-Time Employment with Medical Benefits		14%	20	2.80
Living Arrangements at Discharge		0%	20	0.00
Additional Academic Supports		0%	2	0.00
Additional IL Skills Provision		5%	5	0.25
Active Agency Accreditation		50%	4	2.00
Staff Clinical Licensure		0%	5	0.00
<b>Incentives Total</b>	<b>15.65</b>		<b>91</b>	<b>17.15</b>

\*Performance calculation descriptions can be found in the FY 2017 RBWO PBP Measurements and Standards Guide.

**Child Protective Services Investigations and Dispositions**

The following investigations data, which is not used for scoring but is considered significant to a provider's performance, is from Georgia SHINES and is not considered final or complete until the end of the fiscal year.

Total Reports:	0	
Number Screened In:	0	
Number Screened Out:	0	
Number Substantiated:	0	
Number Unsubstantiated:	0	
Number Active CPS Investigations:	0	



# Performance-Based Placement Measures RBWO Provider GA+SCORECARD - ILP/TLP

Report Quarter: Q4 FY2017

**Provider/Program Name: ENA, Inc., dba NECCO (formerly GA SAFE) - Macon ILP (5172) - CCI**

150 North Crest Blvd, Macon, GA 31210

Phone: 478-254-2902

Vendor ID# 92617

## Quarterly Scores (Grades)

## Current Quarter Score (Grade)

Q1: 90.19 (A-)

Q2: 91.80 (A-)

72.12%

Q3: 83.69 (B-)

Q4: 72.12 (C-)

(C-)

Program Census Information:

# Children in Care During Quarter: 27

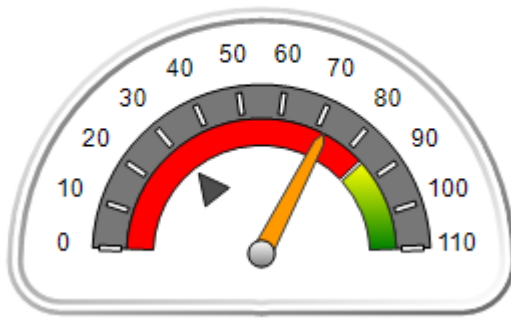
# Placements During Quarter: 27

# Children in Care On Last Day: 23

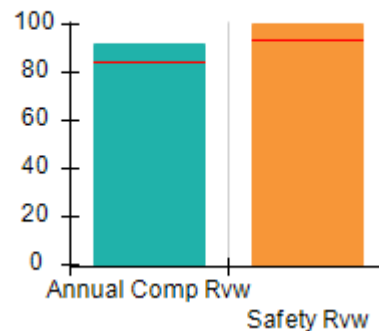
## Quarterly Provider Comparisons to All ILP/TLPs

indicates average for all ILP/TLPs

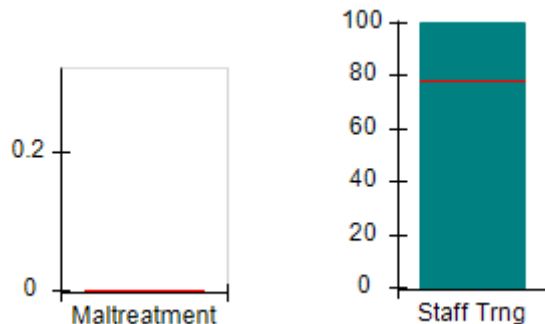
## Overall Score (%)



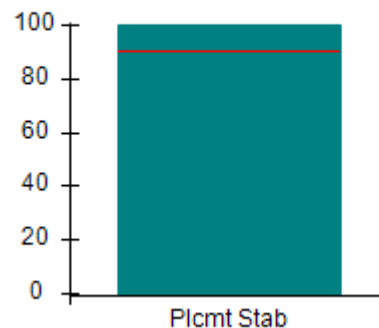
## OPM Monitoring Reviews (%)



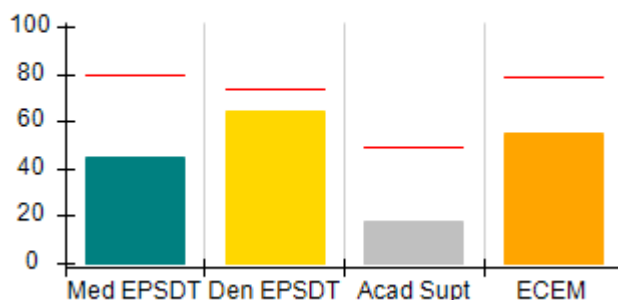
## Safety Outcomes (%)



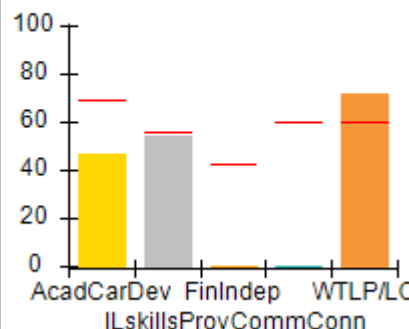
## Permanency Outcomes (%)



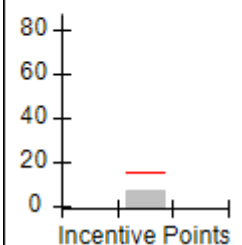
## Well-Being Outcomes (%)



## ILP/TLP Outcomes (%)



## Incentives Earned (Points)





# Performance-Based Placement Measures RBWO Provider GA+SCORECARD - ILP/TLP

Report Quarter: Q4 FY2017

**Provider/Program Name: ENA, Inc., dba NECCO (formerly GA SAFE) - Macon ILP (5172) - CCI**

<b>150 North Crest Blvd, Macon, GA 31210</b>  <b>Phone: 478-254-2902</b>  <b>Vendor ID# 92617</b>	<b>Quarterly Scores (Grades)</b>		<b>Current Quarter Score (Grade)</b>
	<b>Q1: 90.19 (A-)</b>	<b>Q2: 91.80 (A-)</b>	<b>72.12%</b>
	<b>Q3: 83.69 (B-)</b>	<b>Q4: 72.12 (C-)</b>	<b>(C-)</b>

Program Census Information:	# Children in Care During Quarter: 27	# Placements During Quarter: 27	# Children in Care On Last Day: 23
-----------------------------	---------------------------------------	---------------------------------	------------------------------------

	<b>Avg Performance All ILP/TLPs (%)</b>	<b>Provider Performance (%)*</b>	<b>Possible Points (Weight)</b>	<b>Provider Points Earned</b>
--	---	----------------------------------	---------------------------------	-------------------------------

**OPM Monitoring Reviews**

Annual Comprehensive Reviews	85%	91%	15	13.72
Safety Reviews	94%	100%	5	5.00
<b>Monitoring Sub-Total</b>			<b>20</b>	<b>18.72</b>

**ILP/TLP Safety Outcomes**

Incidence of Maltreatment	0.00%	No Substantiated Reports	3	3.00
Staff Training	78%	100%	10	10.00
<b>Safety Sub-Total</b>			<b>13</b>	<b>13.00</b>

**ILP/TLP Permanency Outcomes**

Placement Stability	90%	100%	3	3.00
<b>Permanency Sub-Total</b>			<b>3</b>	<b>3.00</b>

**ILP/TLP Well-Being Outcomes**

EPSDT Medical Visits	79%	45%	4	1.80
EPSDT Dental Visits	74%	64%	4	2.56
Academic Supports	49%	18%	2	0.36
Provider ECEM Visits	79%	55%	4	2.20
Placements with Siblings	No Data	0%	Not Scored	Not Scored
Placements within Legal County	26%	25%	Not Scored	Not Scored
<b>Well-Being Sub-Total</b>			<b>14</b>	<b>7.22</b>

**ILP/TLP Specialty Outcomes**

Academic/Career Development	69%	47%	10	4.70
Ind Living Skills Provision	56%	54%	15	8.10
Financial Independence	42%	0%	5	0.00
Community Connections	60%	0%	5	0.00
WTLP/Life Coach	60%	72%	15	10.80
<b>Specialty Sub-Total</b>			<b>50</b>	<b>23.60</b>

\*Performance calculation descriptions can be found in the FY 2017 RBWO PBP Measurements and Standards Guide.

**Monitoring & Outcomes: Possible Points = 100****Points Earned = 65.54**



# Performance-Based Placement Measures RBWO Provider GA+SCORECARD - ILP/TLP

Report Quarter: Q4 FY2017

<b>Score Before Incentives Credit</b>	<b>65.54%</b>
<b>Incentives Awarded</b>	<b>07.05 pts</b>
<b>PBP Verification</b>	<b>-0.47 pts</b>
<b>Total Score</b>	<b>72.12%</b>

**Provider/Program Name: ENA, Inc., dba NECCO (formerly GA SAFE) - Macon ILP (5172) - CCI**

Program Census Information:		# Children in Care During Quarter: 27	# Placements During Quarter: 27	# Children in Care On Last Day: 23
ILP/TLP Incentive Credits	Avg Performance All ILP/TLPs (Points)	Provider Performance (%)*	Possible Points (Weight)	Provider Points Earned
No DJJ or DOC Involvement		65%	5	3.25
Extended Foster Care Services		0%	5	0.00
Positive Permanency Connections		0%	5	0.00
High School Graduation/College Participation/Professional Certification		9%	20	1.80
Part-Time Employment with Medical Benefits		0%	20	0.00
Living Arrangements at Discharge		0%	20	0.00
Additional Academic Supports		0%	2	0.00
Additional IL Skills Provision		0%	5	0.00
Active Agency Accreditation		50%	4	2.00
Staff Clinical Licensure		0%	5	0.00
<b>Incentives Total</b>	<b>15.65</b>		<b>91</b>	<b>7.05</b>

\*Performance calculation descriptions can be found in the FY 2017 RBWO PBP Measurements and Standards Guide.

**Child Protective Services Investigations and Dispositions**

The following investigations data, which is not used for scoring but is considered significant to a provider's performance, is from Georgia SHINES and is not considered final or complete until the end of the fiscal year.

Total Reports:	0	
Number Screened In:	0	
Number Screened Out:	0	
Number Substantiated:	0	
Number Unsubstantiated:	0	
Number Active CPS Investigations:	0	



# **Performance-Based Placement Measures** **RBWO Provider GA+SCORECARD - ILP/TLP**

Report Quarter: Q4 FY2017

**Provider/Program Name: ENA, Inc., dba NECCO (formerly GA SAFE) - Martinez ILP (5137) - CCI**

4424 Columbia Rd., Martinez, GA 30907

Phone: 706-210-3435

Vendor ID# 114072

## **Quarterly Scores (Grades)**

**Current Quarter Score (Grade)**

Q1: 88.39 (B+)

Q2: 71.24 (C-)

**79.91%**

Q3: 83.41 (B-)

Q4: 79.91 (C+)

**(C+)**

Program Census Information:

# Children in Care During Quarter: 9

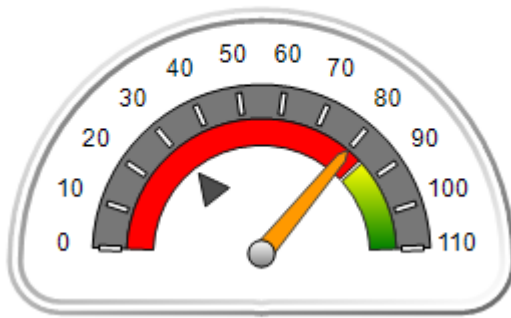
# Placements During Quarter: 9

# Children in Care On Last Day: 8

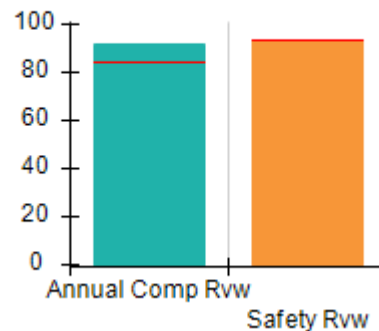
## **Quarterly Provider Comparisons to All ILP/TLPs**

▼ indicates average for all ILP/TLPs

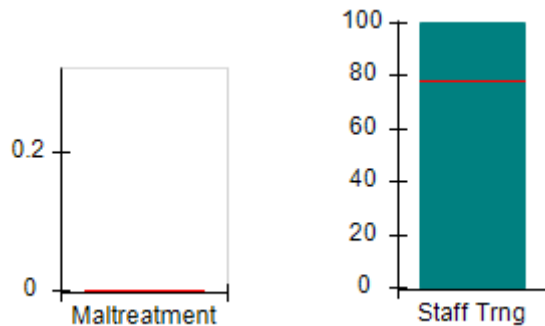
### **Overall Score (%)**



### **OPM Monitoring Reviews (%)**



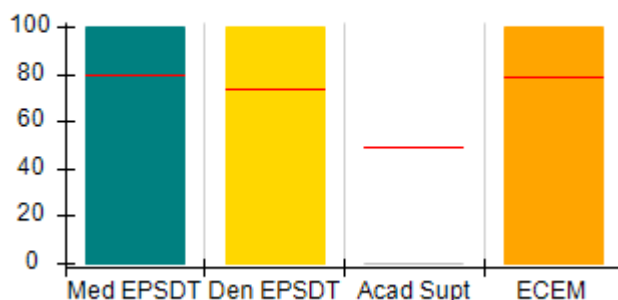
### **Safety Outcomes (%)**



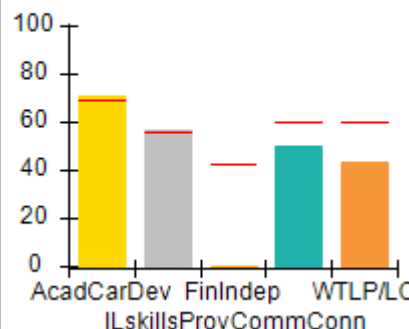
### **Permanency Outcomes (%)**



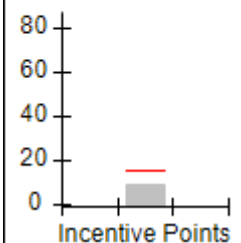
### **Well-Being Outcomes (%)**



### **ILP/TLP Outcomes (%)**



### **Incentives Earned (Points)**





# Performance-Based Placement Measures RBWO Provider GA+SCORECARD - ILP/TLP

Report Quarter: Q4 FY2017

**Provider/Program Name: ENA, Inc., dba NECCO (formerly GA SAFE) - Martinez ILP (5137) - CCI**

<b>4424 Columbia Rd., Martinez, GA 30907</b>  <b>Phone: 706-210-3435</b>  <b>Vendor ID# 114072</b>	<b>Quarterly Scores (Grades)</b>		<b>Current Quarter Score (Grade)</b>
	<b>Q1: 88.39 (B+)</b>	<b>Q2: 71.24 (C-)</b>	<b>79.91%</b>
	<b>Q3: 83.41 (B-)</b>	<b>Q4: 79.91 (C+)</b>	<b>(C+)</b>

Program Census Information:	# Children in Care During Quarter: 9	# Placements During Quarter: 9	# Children in Care On Last Day: 8
-----------------------------	--------------------------------------	--------------------------------	-----------------------------------

	<b>Avg Performance All ILP/TLPs (%)</b>	<b>Provider Performance (%)*</b>	<b>Possible Points (Weight)</b>	<b>Provider Points Earned</b>
--	---	----------------------------------	---------------------------------	-------------------------------

**OPM Monitoring Reviews**

Annual Comprehensive Reviews	85%	92%	15	13.73
Safety Reviews	94%	93%	5	4.66
<b>Monitoring Sub-Total</b>			<b>20</b>	<b>18.39</b>

**ILP/TLP Safety Outcomes**

Incidence of Maltreatment	0.00%	No Substantiated Reports	3	3.00
Staff Training	78%	100%	10	10.00
<b>Safety Sub-Total</b>			<b>13</b>	<b>13.00</b>

**ILP/TLP Permanency Outcomes**

Placement Stability	90%	89%	3	2.67
<b>Permanency Sub-Total</b>			<b>3</b>	<b>2.67</b>

**ILP/TLP Well-Being Outcomes**

EPSDT Medical Visits	79%	100%	4	4.00
EPSDT Dental Visits	74%	100%	4	4.00
Academic Supports	49%	0%	2	0.00
Provider ECEM Visits	79%	100%	4	4.00
Placements with Siblings	No Data	75%	Not Scored	Not Scored
Placements within Legal County	26%	0%	Not Scored	Not Scored
<b>Well-Being Sub-Total</b>			<b>14</b>	<b>12.00</b>

**ILP/TLP Specialty Outcomes**

Academic/Career Development	69%	71%	10	7.10
Ind Living Skills Provision	56%	57%	15	8.55
Financial Independence	42%	0%	5	0.00
Community Connections	60%	50%	5	2.50
WTLP/Life Coach	60%	43%	15	6.45
<b>Specialty Sub-Total</b>			<b>50</b>	<b>24.60</b>

\*Performance calculation descriptions can be found in the FY 2017 RBWO PBP Measurements and Standards Guide.

**Monitoring & Outcomes: Possible Points = 100****Points Earned = 70.66**



# Performance-Based Placement Measures RBWO Provider GA+SCORECARD - ILP/TLP

Report Quarter: Q4 FY2017

<b>Score Before Incentives Credit</b>	<b>70.66%</b>
<b>Incentives Awarded</b>	<b>09.25 pts</b>
<b>PBP Verification</b>	<b>0.00 pts</b>
<b>Total Score</b>	<b>79.91%</b>

## Provider/Program Name: ENA, Inc., dba NECCO (formerly GA SAFE) - Martinez ILP (5137) - CCI

Program Census Information:		# Children in Care During Quarter: 9	# Placements During Quarter: 9	# Children in Care On Last Day: 8
ILP/TLP Incentive Credits	Avg Performance All ILP/TLPs (Points)	Provider Performance (%)*	Possible Points (Weight)	Provider Points Earned
No DJJ or DOC Involvement		0%	5	0.00
Extended Foster Care Services		Not Eligible	5	
Positive Permanency Connections		0%	5	0.00
High School Graduation/College Participation/Professional Certification		33%	20	6.60
Part-Time Employment with Medical Benefits		0%	20	0.00
Living Arrangements at Discharge		0%	20	0.00
Additional Academic Supports		0%	2	0.00
Additional IL Skills Provision		13%	5	0.65
Active Agency Accreditation		50%	4	2.00
Staff Clinical Licensure		0%	5	0.00
<b>Incentives Total</b>	<b>15.65</b>		<b>91</b>	<b>9.25</b>

\*Performance calculation descriptions can be found in the FY 2017 RBWO PBP Measurements and Standards Guide.

### Child Protective Services Investigations and Dispositions

The following investigations data, which is not used for scoring but is considered significant to a provider's performance, is from Georgia SHINES and is not considered final or complete until the end of the fiscal year.

Total Reports:	0	
Number Screened In:	0	
Number Screened Out:	0	
Number Substantiated:	0	
Number Unsubstantiated:	0	
Number Active CPS Investigations:	0	





# Performance-Based Placement Measures RBWO Provider GA+SCORECARD - ILP/TLP

Report Quarter: Q4 FY2017

**Provider/Program Name: Exquisite Care - ILP 2 (5240) - CCI**

100 Chase Ridge Dr., Riverdale, GA 30296

Phone: 770-580-0542

Vendor ID# 143545

Quarterly Scores (Grades)

Q1: 50.00 (F)

Q2: 40.22 (F)

Q3: 74.35 (C)

Q4: 57.05 (F)

Current Quarter Score (Grade)

57.05%

(F)

Program Census Information:

# Children in Care During Quarter: 5

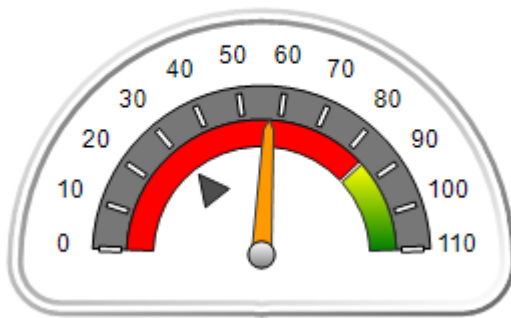
# Placements During Quarter: 5

# Children in Care On Last Day: 4

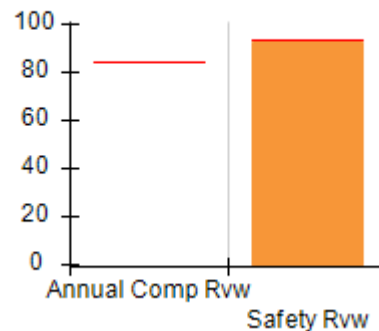
## Quarterly Provider Comparisons to All ILP/TLPs

▼ — indicates average for all ILP/TLPs

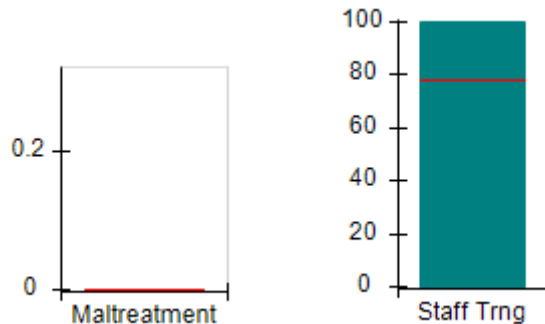
Overall Score (%)



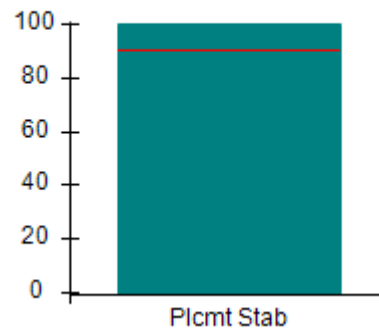
OPM Monitoring Reviews (%)



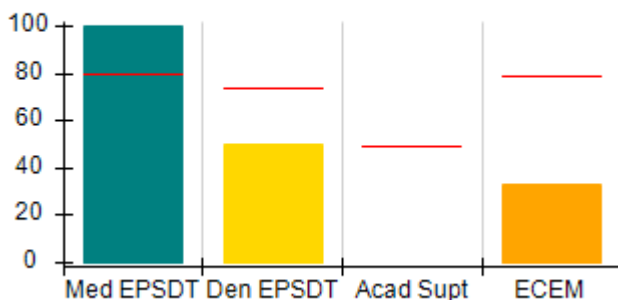
Safety Outcomes (%)



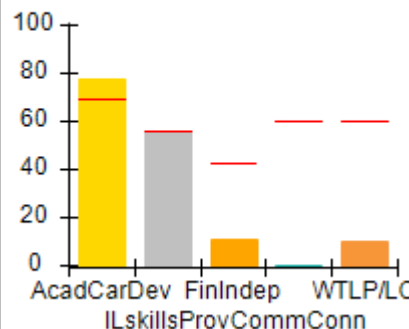
Permanency Outcomes (%)



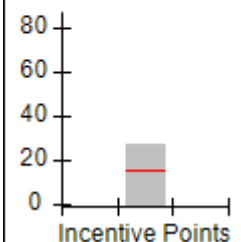
Well-Being Outcomes (%)



ILP/TLP Outcomes (%)



Incentives Earned (Points)





# Performance-Based Placement Measures

## RBWO Provider GA+SCORECARD - ILP/TLP

Report Quarter: Q4 FY2017

**Provider/Program Name: Exquisite Care - ILP 2 (5240) - CCI**

100 Chase Ridge Dr., Riverdale, GA 30296

Phone: 770-580-0542

Vendor ID# 143545

**Quarterly Scores (Grades)****Current Quarter Score (Grade)**

Q1: 50.00 (F)

Q2: 40.22 (F)

**57.05%**

Q3: 74.35 (C)

Q4: 57.05 (F)

**(F)**

Program Census Information:

# Children in Care During  
Quarter: 5# Placements During  
Quarter: 5# Children in Care On  
Last Day: 4Avg  
Performance All  
ILP/TLPs (%)Provider  
Performance (%)\*Possible Points  
(Weight)Provider Points  
Earned**OPM Monitoring Reviews**

Annual Comprehensive Reviews	85%	Not Yet Conducted		
Safety Reviews	94%	93%	5	4.64
<b>Monitoring Sub-Total</b>			<b>5</b>	<b>4.64</b>

**ILP/TLP Safety Outcomes**

Incidence of Maltreatment	0.00%	Not Eligible		
Staff Training	78%	100%	13	13.00
<b>Safety Sub-Total</b>			<b>13</b>	<b>13.00</b>

**ILP/TLP Permanency Outcomes**

Placement Stability	90%	100%	3	3.00
<b>Permanency Sub-Total</b>			<b>3</b>	<b>3.00</b>

**ILP/TLP Well-Being Outcomes**

EPSDT Medical Visits	79%	100%	4.7	4.55
EPSDT Dental Visits	74%	50%	4.7	2.27
Academic Supports	49%	Not Eligible		
Provider ECEM Visits	79%	33%	4.7	1.54
Placements with Siblings	No Data	Not Eligible	Not Scored	Not Scored
Placements within Legal County	26%	0%	Not Scored	Not Scored
<b>Well-Being Sub-Total</b>			<b>14</b>	<b>8.54</b>

**ILP/TLP Specialty Outcomes**

Academic/Career Development	69%	78%	10	7.80
Ind Living Skills Provision	56%	56%	15	8.40
Financial Independence	42%	11%	5	0.55
Community Connections	60%	0%	5	0.00
WTLP/Life Coach	60%	10%	15	1.50
<b>Specialty Sub-Total</b>			<b>50</b>	<b>18.25</b>

\*Performance calculation descriptions can be found in the FY 2017 RBWO PBP Measurements and Standards Guide.

**Monitoring & Outcomes: Possible Points = 85****Points Earned = 47.43****Score Before Incentives Credit****55.80%**

**Performance-Based Placement Measures**  
**RBWO Provider GA+SCORECARD - ILP/TLP**

Report Quarter: Q4 FY2017

Incentives Awarded	10.00 pts
PBP Verification	-8.75 pts
<b>Total Score</b>	<b>57.05%</b>

**Provider/Program Name: Exquisite Care - ILP 2 (5240) - CCI**

Program Census Information:		# Children in Care During Quarter: 5	# Placements During Quarter: 5	# Children in Care On Last Day: 4
ILP/TLP Incentive Credits	Avg Performance All ILP/TLPs (Points)	Provider Performance (%)*	Possible Points (Weight)	Provider Points Earned
No DJJ or DOC Involvement		100%	5	5.00
Extended Foster Care Services		Not Eligible	5	
Positive Permanency Connections		0%	5	0.00
High School Graduation/College Participation/Professional Certification		100%	20	20.00
Part-Time Employment with Medical Benefits		0%	20	0.00
Living Arrangements at Discharge		0%	20	0.00
Additional Academic Supports		Not Eligible	2	
Additional IL Skills Provision		44%	5	2.20
Active Agency Accreditation		0%	4	0.00
Staff Clinical Licensure		0%	5	0.00
<b>Incentives Total</b>	<b>15.65</b>		<b>91</b>	<b>27.20</b>

\*Performance calculation descriptions can be found in the FY 2017 RBWO PBP Measurements and Standards Guide.

**Child Protective Services Investigations and Dispositions**

The following investigations data, which is not used for scoring but is considered significant to a provider's performance, is from Georgia SHINES and is not considered final or complete until the end of the fiscal year.

Total Reports:	0	
Number Screened In:	0	
Number Screened Out:	0	
Number Substantiated:	0	
Number Unsubstantiated:	0	
Number Active CPS Investigations:	0	



# Performance-Based Placement Measures RBWO Provider GA+SCORECARD - ILP/TLP

Report Quarter: Q4 FY2017

**Provider/Program Name: Families First - Independent Living Program (643) - CCI**

80 Joseph E. Lowery Blvd NW, Atlanta, GA 30314

Phone: 4048532844

Vendor ID# 35338

Quarterly Scores (Grades)		Current Quarter Score (Grade)
Q1: 71.98 (C-)	Q2: 79.92 (C+)	77.77% (C+)
Q3: 66.08 (D)	Q4: 77.77 (C+)	

Program Census Information:

# Children in Care During Quarter: 6

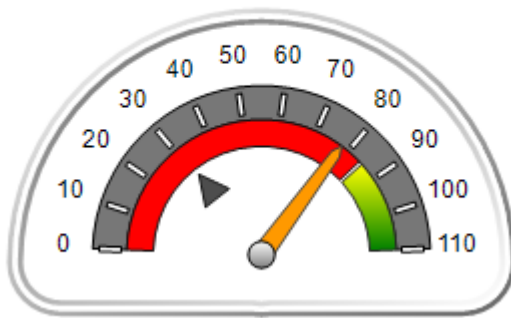
# Placements During Quarter: 6

# Children in Care On Last Day: 6

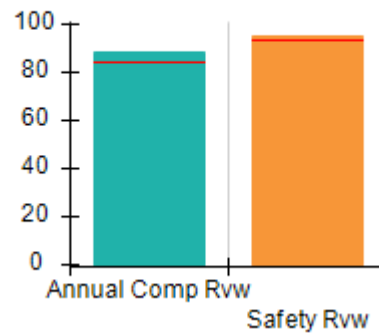
## Quarterly Provider Comparisons to All ILP/TLPs

▼ indicates average for all ILP/TLPs

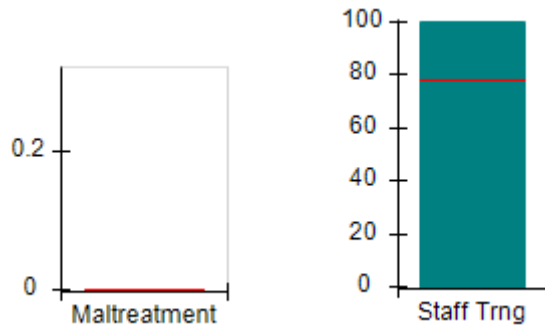
Overall Score (%)



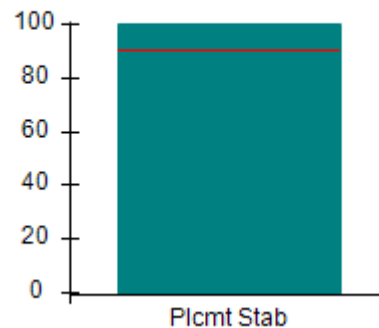
OPM Monitoring Reviews (%)



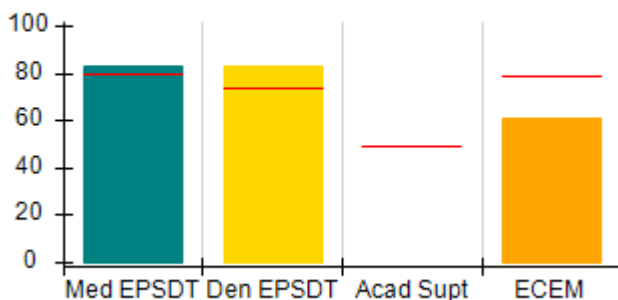
Safety Outcomes (%)



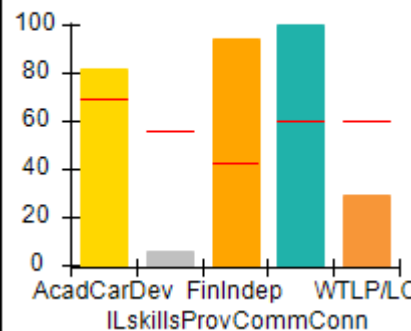
Permanency Outcomes (%)



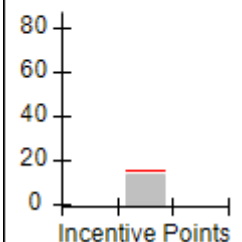
Well-Being Outcomes (%)



ILP/TLP Outcomes (%)



Incentives Earned (Points)





# Performance-Based Placement Measures RBWO Provider GA+SCORECARD - ILP/TLP

Report Quarter: Q4 FY2017

Provider/Program Name: Families First - Independent Living Program (643) - CCI				
80 Joseph E. Lowery Blvd NW, Atlanta, GA 30314  Phone: 4048532844  Vendor ID# 35338		Quarterly Scores (Grades)		Current Quarter Score (Grade)
		Q1: 71.98 (C-)	Q2: 79.92 (C+)	77.77% (C+)
		Q3: 66.08 (D)	Q4: 77.77 (C+)	
Program Census Information:		# Children in Care During Quarter: 6	# Placements During Quarter: 6	# Children in Care On Last Day: 6
	Avg Performance All ILP/TLPs (%)	Provider Performance (%)*	Possible Points (Weight)	Provider Points Earned
<b>OPM Monitoring Reviews</b>				
Annual Comprehensive Reviews	85%	88%	15	13.25
Safety Reviews	94%	96%	5	4.78
<b>Monitoring Sub-Total</b>			<b>20</b>	<b>18.02</b>
<b>ILP/TLP Safety Outcomes</b>				
Incidence of Maltreatment	0.00%	Not Eligible		
Staff Training	78%	100%	13	13.00
<b>Safety Sub-Total</b>			<b>13</b>	<b>13.00</b>
<b>ILP/TLP Permanency Outcomes</b>				
Placement Stability	90%	100%	3	3.00
<b>Permanency Sub-Total</b>			<b>3</b>	<b>3.00</b>
<b>ILP/TLP Well-Being Outcomes</b>				
EPSDT Medical Visits	79%	83%	4.7	3.77
EPSDT Dental Visits	74%	83%	4.7	3.77
Academic Supports	49%	Not Eligible		
Provider ECEM Visits	79%	61%	4.7	2.85
Placements with Siblings	No Data	0%	Not Scored	Not Scored
Placements within Legal County	26%	100%	Not Scored	Not Scored
<b>Well-Being Sub-Total</b>			<b>14</b>	<b>10.59</b>
<b>ILP/TLP Specialty Outcomes</b>				
Academic/Career Development	69%	82%	10	8.20
Ind Living Skills Provision	56%	6%	15	0.90
Financial Independence	42%	94%	5	4.70
Community Connections	60%	100%	5	5.00
WTLP/Life Coach	60%	29%	15	4.35
<b>Specialty Sub-Total</b>			<b>50</b>	<b>23.15</b>
*Performance calculation descriptions can be found in the FY 2017 RBWO PBP Measurements and Standards Guide.				

Monitoring &amp; Outcomes: Possible Points = 100

Points Earned = 67.77

Score Before Incentives Credit

67.77%



# Performance-Based Placement Measures RBWO Provider GA+SCORECARD - ILP/TLP

Report Quarter: Q4 FY2017

Incentives Awarded	10.00 pts
PBP Verification	0.00 pts
<b>Total Score</b>	<b>77.77%</b>

**Provider/Program Name: Families First - Independent Living Program (643) - CCI**

Program Census Information:		# Children in Care During Quarter: 6	# Placements During Quarter: 6	# Children in Care On Last Day: 6
ILP/TLP Incentive Credits	Avg Performance All ILP/TLPs (Points)	Provider Performance (%)*	Possible Points (Weight)	Provider Points Earned
No DJJ or DOC Involvement		100%	5	5.00
Extended Foster Care Services		Not Eligible	5	
Positive Permanency Connections		0%	5	0.00
High School Graduation/College Participation/Professional Certification		33%	20	6.60
Part-Time Employment with Medical Benefits		Not Eligible	20	
Living Arrangements at Discharge		Not Eligible	20	
Additional Academic Supports		Not Eligible	2	
Additional IL Skills Provision		0%	5	0.00
Active Agency Accreditation		50%	4	2.00
Staff Clinical Licensure		0%	5	0.00
<b>Incentives Total</b>	<b>15.65</b>		<b>91</b>	<b>13.60</b>

\*Performance calculation descriptions can be found in the FY 2017 RBWO PBP Measurements and Standards Guide.

**Child Protective Services Investigations and Dispositions**

The following investigations data, which is not used for scoring but is considered significant to a provider's performance, is from Georgia SHINES and is not considered final or complete until the end of the fiscal year.

Total Reports:	0	
Number Screened In:	0	
Number Screened Out:	0	
Number Substantiated:	0	
Number Unsubstantiated:	0	
Number Active CPS Investigations:	0	



# Performance-Based Placement Measures RBWO Provider GA+SCORECARD - ILP/TLP

Report Quarter: Q4 FY2017

**Provider/Program Name: Goshen Valley Foundation - Goshen New Beginnings ILP (5130) - CCI**

200 West Main St., Canton, GA 30114

Phone: 770-796-4618

Vendor ID# 111810

## Quarterly Scores (Grades)

Q1: 107.67 (A+)

Q2: 103.31 (A+)

Q3: 109.76 (A+)

Q4: 109.55 (A+)

Current Quarter Score (Grade)

**109.55%**

**(A+)**

Program Census Information:

# Children in Care During Quarter: 20

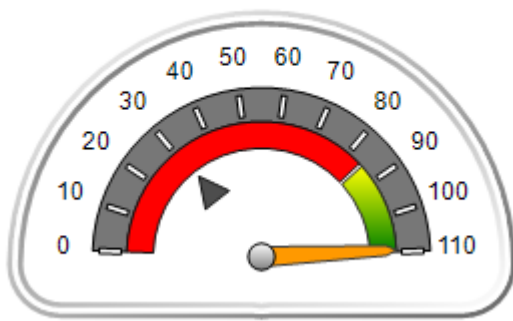
# Placements During Quarter: 20

# Children in Care On Last Day: 17

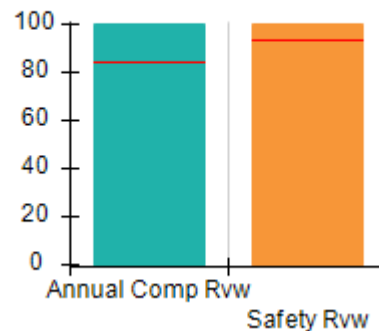
## Quarterly Provider Comparisons to All ILP/TLPs

▼ indicates average for all ILP/TLPs

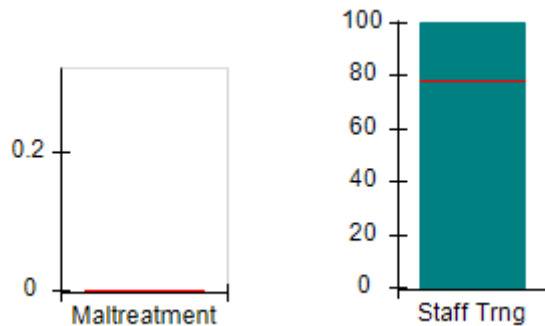
### Overall Score (%)



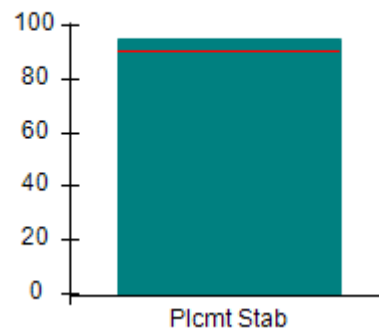
### OPM Monitoring Reviews (%)



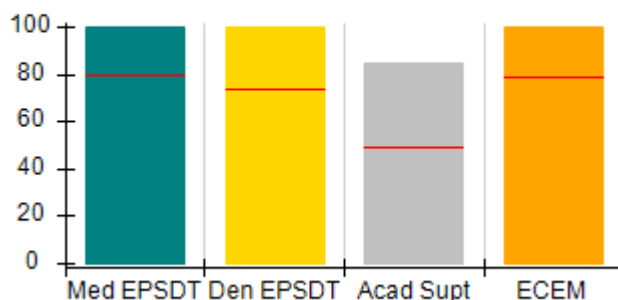
### Safety Outcomes (%)



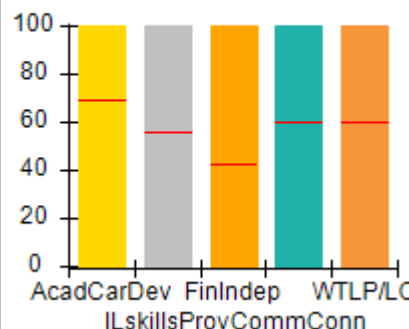
### Permanency Outcomes (%)



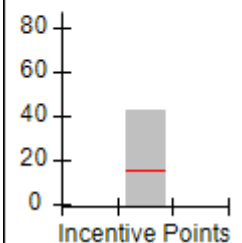
### Well-Being Outcomes (%)



### ILP/TLP Outcomes (%)



### Incentives Earned (Points)





# Performance-Based Placement Measures RBWO Provider GA+SCORECARD - ILP/TLP

Report Quarter: Q4 FY2017

**Provider/Program Name: Goshen Valley Foundation - Goshen New Beginnings ILP (5130) - CCI**

200 West Main St., Canton, GA 30114  Phone: 770-796-4618  Vendor ID# 111810	Quarterly Scores (Grades)		Current Quarter Score (Grade)
	Q1: 107.67 (A+)	Q2: 103.31 (A+)	109.55% (A+)
	Q3: 109.76 (A+)	Q4: 109.55 (A+)	

Program Census Information:	# Children in Care During Quarter: 20	# Placements During Quarter: 20	# Children in Care On Last Day: 17
-----------------------------	---------------------------------------	---------------------------------	------------------------------------

	Avg Performance All ILP/TLPs (%)	Provider Performance (%)*	Possible Points (Weight)	Provider Points Earned
--	----------------------------------	---------------------------	--------------------------	------------------------

**OPM Monitoring Reviews**

Annual Comprehensive Reviews	85%	100%	15	15.00
Safety Reviews	94%	100%	5	5.00
<b>Monitoring Sub-Total</b>			<b>20</b>	<b>20.00</b>

**ILP/TLP Safety Outcomes**

Incidence of Maltreatment	0.00%	No Substantiated Reports	3	3.00
Staff Training	78%	100%	10	10.00
<b>Safety Sub-Total</b>			<b>13</b>	<b>13.00</b>

**ILP/TLP Permanency Outcomes**

Placement Stability	90%	95%	3	2.85
<b>Permanency Sub-Total</b>			<b>3</b>	<b>2.85</b>

**ILP/TLP Well-Being Outcomes**

EPSDT Medical Visits	79%	100%	4	4.00
EPSDT Dental Visits	74%	100%	4	4.00
Academic Supports	49%	85%	2	1.70
Provider ECEM Visits	79%	100%	4	4.00
Placements with Siblings	No Data	Not Eligible	Not Scored	Not Scored
Placements within Legal County	26%	0%	Not Scored	Not Scored
<b>Well-Being Sub-Total</b>			<b>14</b>	<b>13.70</b>

**ILP/TLP Specialty Outcomes**

Academic/Career Development	69%	100%	10	10.00
Ind Living Skills Provision	56%	100%	15	15.00
Financial Independence	42%	100%	5	5.00
Community Connections	60%	100%	5	5.00
WTLP/Life Coach	60%	100%	15	15.00
<b>Specialty Sub-Total</b>			<b>50</b>	<b>50.00</b>

\*Performance calculation descriptions can be found in the FY 2017 RBWO PBP Measurements and Standards Guide.

**Monitoring & Outcomes: Possible Points = 100****Points Earned = 99.55**





## Performance-Based Placement Measures

### RBWO Provider GA+SCORECARD - ILP/TLP

Report Quarter: Q4 FY2017

<b>Score Before Incentives Credit</b>	<b>99.55%</b>
<b>Incentives Awarded</b>	<b>10.00 pts</b>
<b>PBP Verification</b>	<b>0.00 pts</b>
<b>Total Score</b>	<b>109.55%</b>

#### Provider/Program Name: Goshen Valley Foundation - Goshen New Beginnings ILP (5130) - CCI

Program Census Information:		# Children in Care During Quarter: 20	# Placements During Quarter: 20	# Children in Care On Last Day: 17
ILP/TLP Incentive Credits	Avg Performance All ILP/TLPs (Points)	Provider Performance (%)*	Possible Points (Weight)	Provider Points Earned
No DJJ or DOC Involvement		100%	5	5.00
Extended Foster Care Services		Not Eligible	5	
Positive Permanency Connections		100%	5	5.00
High School Graduation/College Participation/Professional Certification		22%	20	4.40
Part-Time Employment with Medical Benefits		67%	20	13.40
Living Arrangements at Discharge		33%	20	6.60
Additional Academic Supports		50%	2	1.00
Additional IL Skills Provision		100%	5	5.00
Active Agency Accreditation		50%	4	2.00
Staff Clinical Licensure		0%	5	0.00
<b>Incentives Total</b>	<b>15.65</b>		<b>91</b>	<b>42.40</b>

\*Performance calculation descriptions can be found in the FY 2017 RBWO PBP Measurements and Standards Guide.

#### Child Protective Services Investigations and Dispositions

The following investigations data, which is not used for scoring but is considered significant to a provider's performance, is from Georgia SHINES and is not considered final or complete until the end of the fiscal year.

Total Reports:	0	
Number Screened In:	0	
Number Screened Out:	0	
Number Substantiated:	0	
Number Unsubstantiated:	0	
Number Active CPS Investigations:	0	



# Performance-Based Placement Measures RBWO Provider GA+SCORECARD - ILP/TLP

Report Quarter: Q4 FY2017

**Provider/Program Name: Greenbriar Children's Center - ILP Program (5118) - CCI**

711 Lincoln Street, Savannah, GA 31401

Phone: 912-349-2189

Vendor ID# 105891

## Quarterly Scores (Grades)

Q1: 43.54 (F)

Q2: 33.22 (F)

Q3: 23.43 (F)

Q4: 35.47 (F)

## Current Quarter Score (Grade)

35.47%

(F)

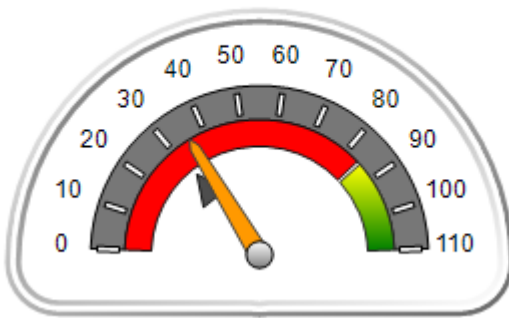
Program Census Information:

# Children in Care During  
Quarter: 6# Placements During  
Quarter: 6# Children in Care On Last  
Day: 4

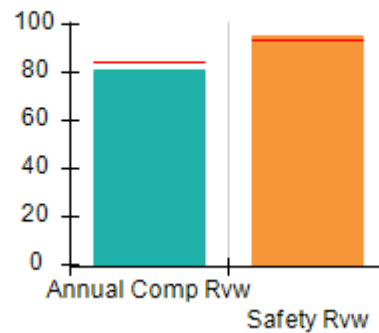
## Quarterly Provider Comparisons to All ILP/TLPs

indicates average for all ILP/TLPs

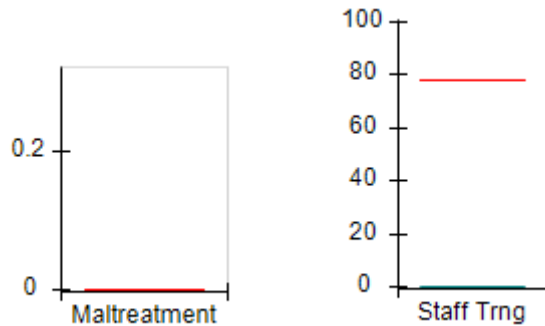
## Overall Score (%)



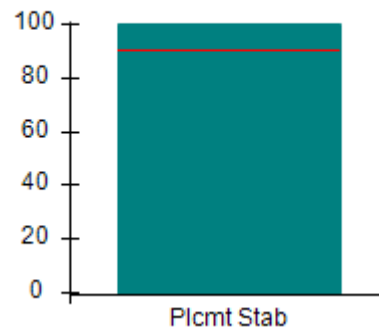
## OPM Monitoring Reviews (%)



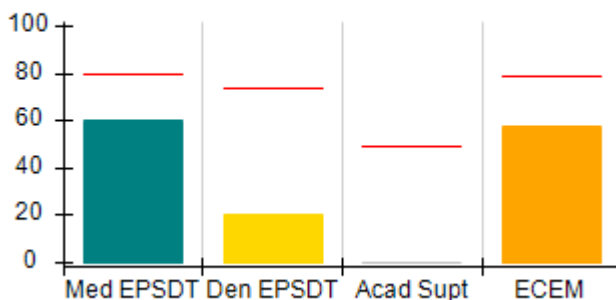
## Safety Outcomes (%)



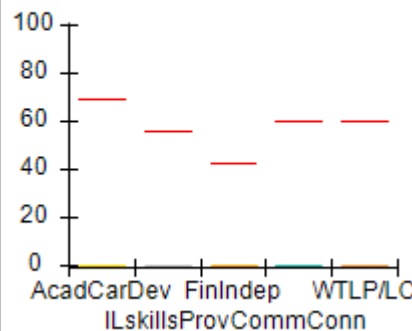
## Permanency Outcomes (%)



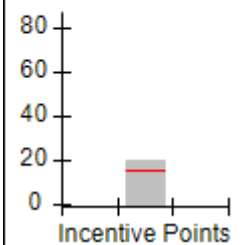
## Well-Being Outcomes (%)



## ILP/TLP Outcomes (%)



## Incentives Earned (Points)





# Performance-Based Placement Measures

## RBWO Provider GA+SCORECARD - ILP/TLP

Report Quarter: Q4 FY2017

**Provider/Program Name: Greenbriar Children's Center - ILP Program (5118) - CCI**

711 Lincoln Street, Savannah, GA 31401

Phone: 912-349-2189

Vendor ID# 105891

**Quarterly Scores (Grades)****Current Quarter Score (Grade)**

Q1: 43.54 (F)

Q2: 33.22 (F)

**35.47%**

Q3: 23.43 (F)

Q4: 35.47 (F)

**(F)**

Program Census Information:

# Children in Care During Quarter: 6

# Placements During Quarter: 6

# Children in Care On Last Day: 4

Avg  
Performance All  
ILP/TLPs (%)Provider  
Performance (%)\*Possible Points  
(Weight)Provider Points  
Earned**OPM Monitoring Reviews**

Annual Comprehensive Reviews	85%	81%	15	12.17
Safety Reviews	94%	96%	5	4.78
<b>Monitoring Sub-Total</b>			<b>20</b>	<b>16.95</b>

**ILP/TLP Safety Outcomes**

Incidence of Maltreatment	0.00%	Not Eligible		
Staff Training	78%	0%	13	0.00
<b>Safety Sub-Total</b>			<b>13</b>	<b>0.00</b>

**ILP/TLP Permanency Outcomes**

Placement Stability	90%	100%	3	3.00
<b>Permanency Sub-Total</b>			<b>3</b>	<b>3.00</b>

**ILP/TLP Well-Being Outcomes**

EPSDT Medical Visits	79%	60%	4	2.40
EPSDT Dental Visits	74%	20%	4	0.80
Academic Supports	49%	0%	2	0.00
Provider ECEM Visits	79%	58%	4	2.32
Placements with Siblings	No Data	100%	Not Scored	Not Scored
Placements within Legal County	26%	0%	Not Scored	Not Scored
<b>Well-Being Sub-Total</b>			<b>14</b>	<b>5.52</b>

**ILP/TLP Specialty Outcomes**

Academic/Career Development	69%	0%	10	0.00
Ind Living Skills Provision	56%	0%	15	0.00
Financial Independence	42%	0%	5	0.00
Community Connections	60%	0%	5	0.00
WTLP/Life Coach	60%	0%	15	0.00
<b>Specialty Sub-Total</b>			<b>50</b>	<b>0.00</b>

\*Performance calculation descriptions can be found in the FY 2017 RBWO PBP Measurements and Standards Guide.

**Monitoring & Outcomes: Possible Points = 100****Points Earned = 25.47****Score Before Incentives Credit****25.47%**



# Performance-Based Placement Measures RBWO Provider GA+SCORECARD - ILP/TLP

Report Quarter: Q4 FY2017

Incentives Awarded	10.00 pts
PBP Verification	0.00 pts
<b>Total Score</b>	<b>35.47%</b>

**Provider/Program Name: Greenbriar Children's Center - ILP Program (5118) - CCI**

Program Census Information:		# Children in Care During Quarter: 6	# Placements During Quarter: 6	# Children in Care On Last Day: 4
ILP/TLP Incentive Credits	Avg Performance All ILP/TLPs (Points)	Provider Performance (%)*	Possible Points (Weight)	Provider Points Earned
No DJJ or DOC Involvement		0%	5	0.00
Extended Foster Care Services		Not Eligible	5	
Positive Permanency Connections		0%	5	0.00
High School Graduation/College Participation/Professional Certification		0%	20	0.00
Part-Time Employment with Medical Benefits		50%	20	10.00
Living Arrangements at Discharge		50%	20	10.00
Additional Academic Supports		0%	2	0.00
Additional IL Skills Provision		0%	5	0.00
Active Agency Accreditation		0%	4	0.00
Staff Clinical Licensure		0%	5	0.00
<b>Incentives Total</b>	<b>15.65</b>		<b>91</b>	<b>20.00</b>

\*Performance calculation descriptions can be found in the FY 2017 RBWO PBP Measurements and Standards Guide.

**Child Protective Services Investigations and Dispositions**

The following investigations data, which is not used for scoring but is considered significant to a provider's performance, is from Georgia SHINES and is not considered final or complete until the end of the fiscal year.

Total Reports:	0	
Number Screened In:	0	
Number Screened Out:	0	
Number Substantiated:	0	
Number Unsubstantiated:	0	
Number Active CPS Investigations:	0	



# Performance-Based Placement Measures RBWO Provider GA+SCORECARD - ILP/TLP

Report Quarter: Q4 FY2017

**Provider/Program Name: Haven Heart's Community Development Center - A Change of Heart (5227) - CCI**

4355 Cascade Road, Atlanta, GA 30331

Phone: 225-772-7891

Vendor ID# 143225

## Quarterly Scores (Grades)

Current Quarter Score (Grade)

Q1: 85.16 (B)

Q2: 74.19 (C)

50.92%

Q3: 44.31 (F)

Q4: 50.92 (F)

(F)

Program Census Information:

# Children in Care During Quarter: 6

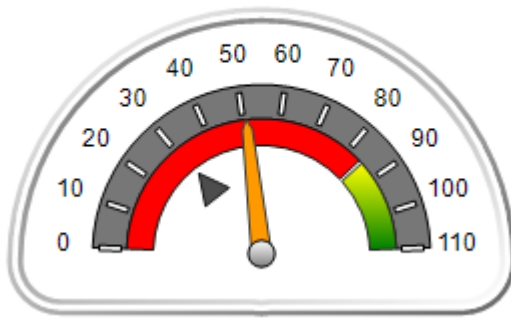
# Placements During Quarter: 6

# Children in Care On Last Day: 5

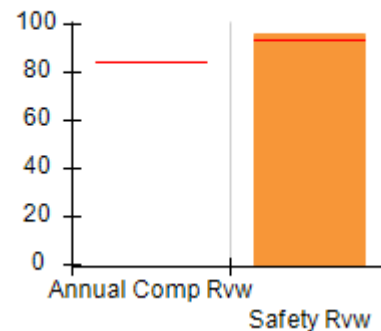
## Quarterly Provider Comparisons to All ILP/TLPs

indicates average for all ILP/TLPs

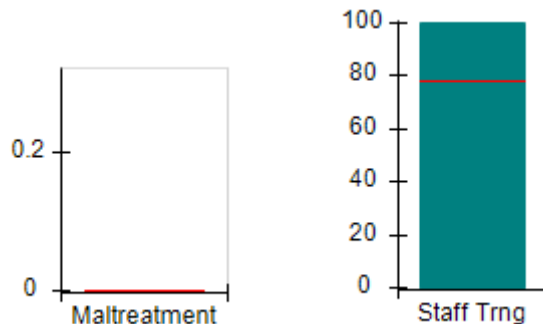
## Overall Score (%)



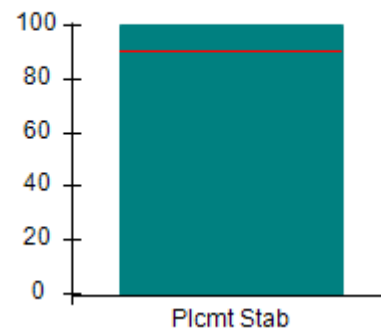
## OPM Monitoring Reviews (%)



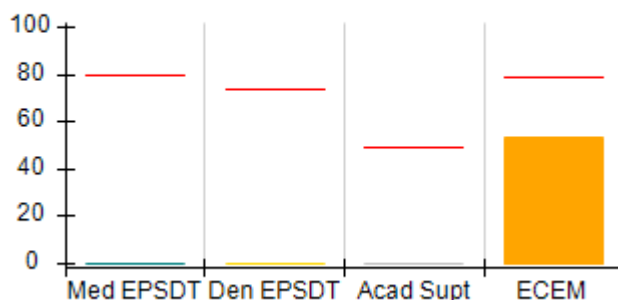
## Safety Outcomes (%)



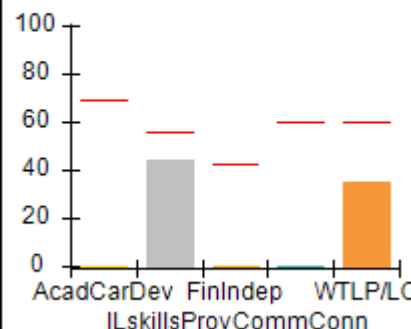
## Permanency Outcomes (%)



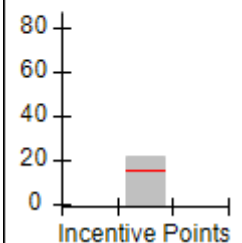
## Well-Being Outcomes (%)



## ILP/TLP Outcomes (%)



## Incentives Earned (Points)





# Performance-Based Placement Measures

## RBWO Provider GA+SCORECARD - ILP/TLP

Report Quarter: Q4 FY2017

<b>Provider/Program Name: Haven Heart's Community Development Center - A Change of Heart (5227) - CCI</b>				
<b>4355 Cascade Road, Atlanta, GA 30331</b>		<b>Quarterly Scores (Grades)</b>		<b>Current Quarter Score (Grade)</b>
<b>Phone: 225-772-7891</b>		<b>Q1: 85.16 (B)</b>	<b>Q2: 74.19 (C)</b>	<b>50.92%</b>
<b>Vendor ID# 143225</b>		<b>Q3: 44.31 (F)</b>	<b>Q4: 50.92 (F)</b>	<b>(F)</b>
Program Census Information:		# Children in Care During Quarter: 6	# Placements During Quarter: 6	# Children in Care On Last Day: 5
	<b>Avg Performance All ILP/TLPs (%)</b>	<b>Provider Performance (%)*</b>	<b>Possible Points (Weight)</b>	<b>Provider Points Earned</b>
<b>OPM Monitoring Reviews</b>				
Annual Comprehensive Reviews	85%	Not Yet Conducted		
Safety Reviews	94%	96%	5	4.81
<b>Monitoring Sub-Total</b>			<b>5</b>	<b>4.81</b>
<b>ILP/TLP Safety Outcomes</b>				
Incidence of Maltreatment	0.00%	Not Eligible		
Staff Training	78%	100%	13	13.00
<b>Safety Sub-Total</b>			<b>13</b>	<b>13.00</b>
<b>ILP/TLP Permanency Outcomes</b>				
Placement Stability	90%	100%	3	3.00
<b>Permanency Sub-Total</b>			<b>3</b>	<b>3.00</b>
<b>ILP/TLP Well-Being Outcomes</b>				
EPSDT Medical Visits	79%	0%	4	0.00
EPSDT Dental Visits	74%	0%	4	0.00
Academic Supports	49%	0%	2	0.00
Provider ECEM Visits	79%	53%	4	2.12
Placements with Siblings	No Data	Not Eligible	Not Scored	Not Scored
Placements within Legal County	26%	Not Eligible	Not Scored	Not Scored
<b>Well-Being Sub-Total</b>			<b>14</b>	<b>2.12</b>
<b>ILP/TLP Specialty Outcomes</b>				
Academic/Career Development	69%	0%	10	0.00
Ind Living Skills Provision	56%	44%	15	6.60
Financial Independence	42%	0%	5	0.00
Community Connections	60%	0%	5	0.00
WTLP/Life Coach	60%	35%	15	5.25
<b>Specialty Sub-Total</b>			<b>50</b>	<b>11.85</b>
*Performance calculation descriptions can be found in the FY 2017 RBWO PBP Measurements and Standards Guide.				
<b>Monitoring &amp; Outcomes: Possible Points = 85</b>			<b>Points Earned = 34.78</b>	
<b>Score Before Incentives Credit</b>			<b>40.92%</b>	



# Performance-Based Placement Measures RBWO Provider GA+SCORECARD - ILP/TLP

Report Quarter: Q4 FY2017

Incentives Awarded	10.00 pts
PBP Verification	N/A pts
<b>Total Score</b>	<b>50.92%</b>

## Provider/Program Name: Haven Heart's Community Development Center - A Change of Heart (5227) - CCI

Program Census Information:		# Children in Care During Quarter: 6	# Placements During Quarter: 6	# Children in Care On Last Day: 5
ILP/TLP Incentive Credits	Avg Performance All ILP/TLPs (Points)	Provider Performance (%)*	Possible Points (Weight)	Provider Points Earned
No DJJ or DOC Involvement		0%	5	0.00
Extended Foster Care Services		Not Eligible	5	
Positive Permanency Connections		0%	5	0.00
High School Graduation/College Participation/Professional Certification		0%	20	0.00
Part-Time Employment with Medical Benefits		0%	20	0.00
Living Arrangements at Discharge		100%	20	20.00
Additional Academic Supports		0%	2	0.00
Additional IL Skills Provision		44%	5	2.20
Active Agency Accreditation		0%	4	0.00
Staff Clinical Licensure		0%	5	0.00
<b>Incentives Total</b>	<b>15.65</b>		<b>91</b>	<b>22.20</b>

\*Performance calculation descriptions can be found in the FY 2017 RBWO PBP Measurements and Standards Guide.

## Child Protective Services Investigations and Dispositions

The following investigations data, which is not used for scoring but is considered significant to a provider's performance, is from Georgia SHINES and is not considered final or complete until the end of the fiscal year.

Total Reports:	0	
Number Screened In:	0	
Number Screened Out:	0	
Number Substantiated:	0	
Number Unsubstantiated:	0	
Number Active CPS Investigations:	0	



## Performance-Based Placement Measures RBWO Provider GA+SCORECARD - ILP/TLP

Report Quarter: Q4 FY2017

**Provider/Program Name: Haven Heart's Community Development Center - Have A Heart For Haven (5151) - CCI**

950 Lake Ridge Pkwy, Riverdale, GA 30296

Phone: 225-772-7891

Vendor ID# 115564

Quarterly Scores (Grades)

Current Quarter Score (Grade)

Q1: 85.62 (B)

Q2: 66.85 (D)

65.76%

Q3: 47.01 (F)

Q4: 65.76 (D)

(D)

Program Census Information:

# Children in Care During Quarter: 3

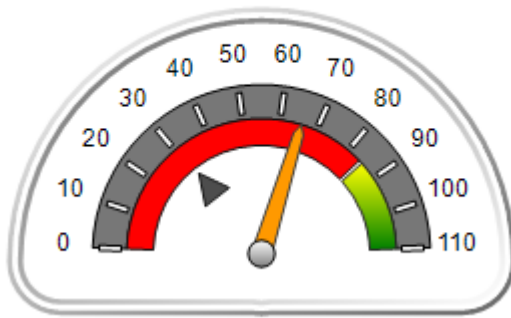
# Placements During Quarter: 3

# Children in Care On Last Day: 3

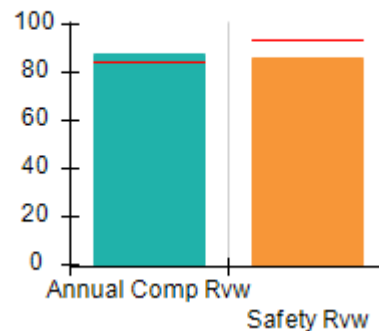
### Quarterly Provider Comparisons to All ILP/TLPs

▼ indicates average for all ILP/TLPs

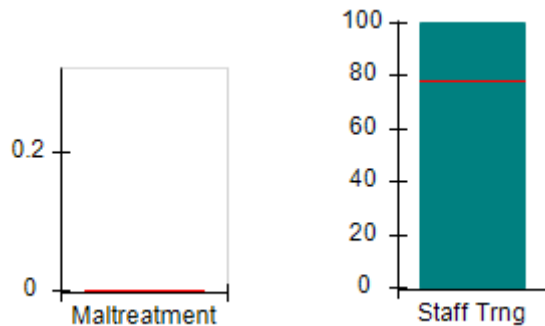
Overall Score (%)



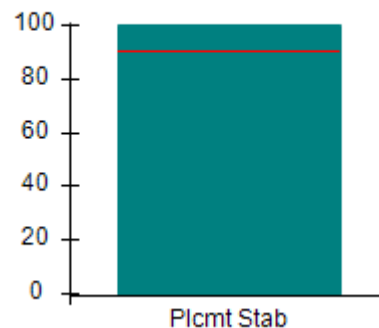
OPM Monitoring Reviews (%)



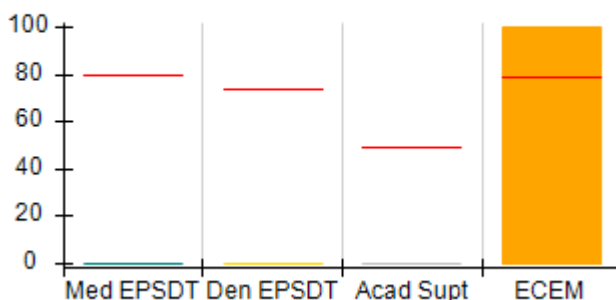
Safety Outcomes (%)



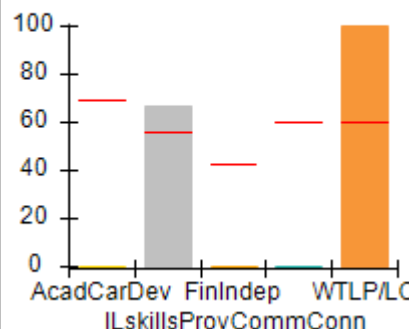
Permanency Outcomes (%)



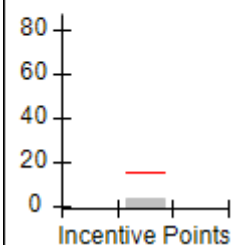
Well-Being Outcomes (%)



ILP/TLP Outcomes (%)



Incentives Earned (Points)







# Performance-Based Placement Measures

## RBWO Provider GA+SCORECARD - ILP/TLP

Report Quarter: Q4 FY2017

**Provider/Program Name: Haven Heart's Community Development Center - Have A Heart For Haven (5151) - CCI**

<b>950 Lake Ridge Pkwy, Riverdale, GA 30296</b>  <b>Phone: 225-772-7891</b>  <b>Vendor ID# 115564</b>	Quarterly Scores (Grades)		Current Quarter Score (Grade)
	Q1: 85.62 (B)	Q2: 66.85 (D)	<b>65.76%</b> <b>(D)</b>
	Q3: 47.01 (F)	Q4: 65.76 (D)	

Program Census Information:	# Children in Care During Quarter: 3	# Placements During Quarter: 3	# Children in Care On Last Day: 3
-----------------------------	--------------------------------------	--------------------------------	-----------------------------------

	Avg Performance All ILP/TLPs (%)	Provider Performance (%)*	Possible Points (Weight)	Provider Points Earned
--	----------------------------------	---------------------------	--------------------------	------------------------

**OPM Monitoring Reviews**

Annual Comprehensive Reviews	85%	87%	15	13.10
Safety Reviews	94%	86%	5	4.31
<b>Monitoring Sub-Total</b>			<b>20</b>	<b>17.41</b>

**ILP/TLP Safety Outcomes**

Incidence of Maltreatment	0.00%	Not Eligible		
Staff Training	78%	100%	13	13.00
<b>Safety Sub-Total</b>			<b>13</b>	<b>13.00</b>

**ILP/TLP Permanency Outcomes**

Placement Stability	90%	100%	3	3.00
<b>Permanency Sub-Total</b>			<b>3</b>	<b>3.00</b>

**ILP/TLP Well-Being Outcomes**

EPSDT Medical Visits	79%	0%	4	0.00
EPSDT Dental Visits	74%	0%	4	0.00
Academic Supports	49%	0%	2	0.00
Provider ECEM Visits	79%	100%	4	4.00
Placements with Siblings	No Data	0%	Not Scored	Not Scored
Placements within Legal County	26%	Not Eligible	Not Scored	Not Scored
<b>Well-Being Sub-Total</b>			<b>14</b>	<b>4.00</b>

**ILP/TLP Specialty Outcomes**

Academic/Career Development	69%	0%	10	0.00
Ind Living Skills Provision	56%	67%	15	10.05
Financial Independence	42%	0%	5	0.00
Community Connections	60%	0%	5	0.00
WTLP/Life Coach	60%	100%	15	15.00
<b>Specialty Sub-Total</b>			<b>50</b>	<b>25.05</b>

\*Performance calculation descriptions can be found in the FY 2017 RBWO PBP Measurements and Standards Guide.

<b>Monitoring &amp; Outcomes: Possible Points = 100</b>	<b>Points Earned = 62.46</b>
<b>Score Before Incentives Credit</b>	
<b>62.46%</b>	



# Performance-Based Placement Measures RBWO Provider GA+SCORECARD - ILP/TLP

Report Quarter: Q4 FY2017

Incentives Awarded	03.30 pts
PBP Verification	N/A pts
<b>Total Score</b>	<b>65.76%</b>

## Provider/Program Name: Haven Heart's Community Development Center - Have A Heart For Haven (5151) - CCI

Program Census Information:		# Children in Care During Quarter: 3	# Placements During Quarter: 3	# Children in Care On Last Day: 3
ILP/TLP Incentive Credits	Avg Performance All ILP/TLPs (Points)	Provider Performance (%)*	Possible Points (Weight)	Provider Points Earned
No DJJ or DOC Involvement		0%	5	0.00
Extended Foster Care Services		Not Eligible	5	
Positive Permanency Connections		33%	5	1.65
High School Graduation/College Participation/Professional Certification		0%	20	0.00
Part-Time Employment with Medical Benefits		Not Eligible	20	
Living Arrangements at Discharge		Not Eligible	20	
Additional Academic Supports		0%	2	0.00
Additional IL Skills Provision		33%	5	1.65
Active Agency Accreditation		0%	4	0.00
Staff Clinical Licensure		0%	5	0.00
<b>Incentives Total</b>	<b>15.65</b>		<b>91</b>	<b>3.30</b>

\*Performance calculation descriptions can be found in the FY 2017 RBWO PBP Measurements and Standards Guide.

## Child Protective Services Investigations and Dispositions

The following investigations data, which is not used for scoring but is considered significant to a provider's performance, is from Georgia SHINES and is not considered final or complete until the end of the fiscal year.

Total Reports:	0	
Number Screened In:	0	
Number Screened Out:	0	
Number Substantiated:	0	
Number Unsubstantiated:	0	
Number Active CPS Investigations:	0	



# Performance-Based Placement Measures RBWO Provider GA+SCORECARD - ILP/TLP

Report Quarter: Q4 FY2017

**Provider/Program Name: Haven Heart's Community Development Center - Making A Difference (5152) - CCI**

512 King Arnold Street, Atlanta, GA 30354

Phone: 225-772-7891

Vendor ID# 115565

Quarterly Scores (Grades)

Current Quarter Score (Grade)

Q1: 93.69 (A-)

Q2: 79.04 (C+)

58.61%

Q3: 59.09 (F)

Q4: 58.61 (F)

(F)

Program Census Information:

# Children in Care During Quarter: 3

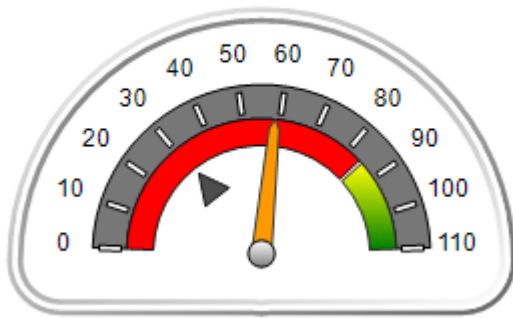
# Placements During Quarter: 3

# Children in Care On Last Day: 3

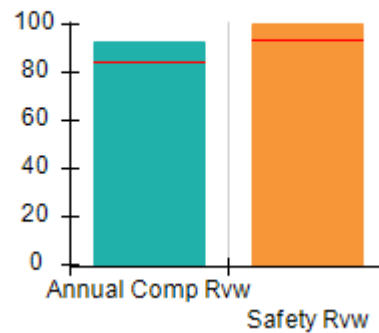
## Quarterly Provider Comparisons to All ILP/TLPs

▼ indicates average for all ILP/TLPs

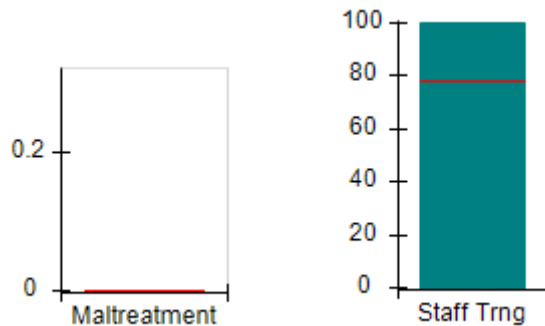
Overall Score (%)



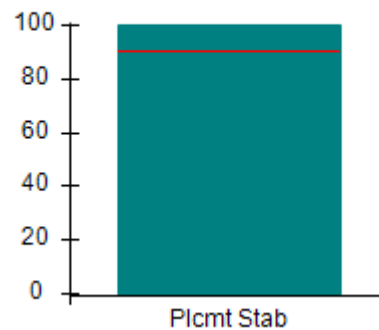
OPM Monitoring Reviews (%)



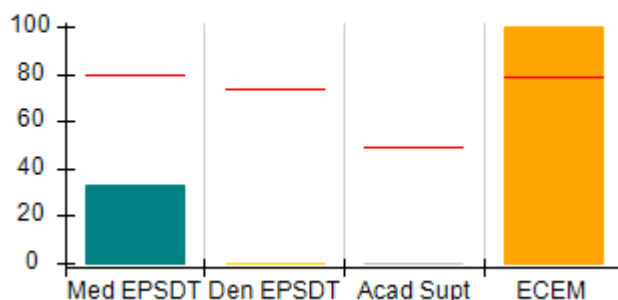
Safety Outcomes (%)



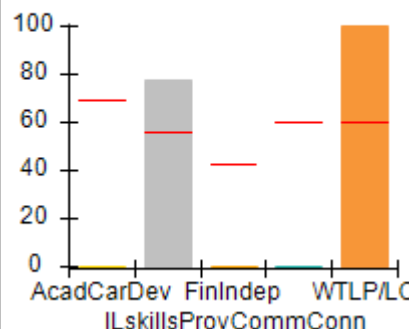
Permanency Outcomes (%)



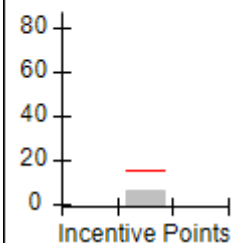
Well-Being Outcomes (%)



ILP/TLP Outcomes (%)



Incentives Earned (Points)





# Performance-Based Placement Measures RBWO Provider GA+SCORECARD - ILP/TLP

Report Quarter: Q4 FY2017

Provider/Program Name: Haven Heart's Community Development Center - Making A Difference (5152) - CCI				
512 King Arnold Street, Atlanta, GA 30354		Quarterly Scores (Grades)		Current Quarter Score (Grade)
Phone: 225-772-7891		Q1: 93.69 (A-)	Q2: 79.04 (C+)	58.61%
Vendor ID# 115565		Q3: 59.09 (F)	Q4: 58.61 (F)	(F)
Program Census Information:		# Children in Care During Quarter: 3	# Placements During Quarter: 3	# Children in Care On Last Day: 3
	Avg Performance All ILP/TLPs (%)	Provider Performance (%)*	Possible Points (Weight)	Provider Points Earned
<b>OPM Monitoring Reviews</b>				
Annual Comprehensive Reviews	85%	93%	15	13.89
Safety Reviews	94%	100%	5	5.00
<b>Monitoring Sub-Total</b>			<b>20</b>	<b>18.89</b>
<b>ILP/TLP Safety Outcomes</b>				
Incidence of Maltreatment	0.00%	Not Eligible		
Staff Training	78%	100%	13	13.00
<b>Safety Sub-Total</b>			<b>13</b>	<b>13.00</b>
<b>ILP/TLP Permanency Outcomes</b>				
Placement Stability	90%	100%	3	3.00
<b>Permanency Sub-Total</b>			<b>3</b>	<b>3.00</b>
<b>ILP/TLP Well-Being Outcomes</b>				
EPSDT Medical Visits	79%	33%	4	1.32
EPSDT Dental Visits	74%	0%	4	0.00
Academic Supports	49%	0%	2	0.00
Provider ECEM Visits	79%	100%	4	4.00
Placements with Siblings	No Data	Not Eligible	Not Scored	Not Scored
Placements within Legal County	26%	Not Eligible	Not Scored	Not Scored
<b>Well-Being Sub-Total</b>			<b>14</b>	<b>5.32</b>
<b>ILP/TLP Specialty Outcomes</b>				
Academic/Career Development	69%	0%	10	0.00
Ind Living Skills Provision	56%	78%	15	11.70
Financial Independence	42%	0%	5	0.00
Community Connections	60%	0%	5	0.00
WTLP/Life Coach	60%	100%	15	15.00
<b>Specialty Sub-Total</b>			<b>50</b>	<b>26.70</b>
*Performance calculation descriptions can be found in the FY 2017 RBWO PBP Measurements and Standards Guide.				

Monitoring &amp; Outcomes: Possible Points = 100

Points Earned = 66.91

Score Before Incentives Credit

66.91%



DHS, DFCS, Office of Provider Management  
**Performance-Based Placement Measures**  
**RBWO Provider GA+SCORECARD - ILP/TLP**



Report Quarter: Q4 FY2017

Incentives Awarded	06.15 pts
PBP Verification	-14.45 pts
<b>Total Score</b>	<b>58.61%</b>

**Provider/Program Name: Haven Heart's Community Development Center - Making A Difference (5152) - CCI**

Program Census Information:		# Children in Care During Quarter: 3	# Placements During Quarter: 3	# Children in Care On Last Day: 3
<b>ILP/TLP Incentive Credits</b>	<b>Avg Performance All ILP/TLPs (Points)</b>	<b>Provider Performance (%)*</b>	<b>Possible Points (Weight)</b>	<b>Provider Points Earned</b>
No DJJ or DOC Involvement		0%	5	0.00
Extended Foster Care Services		Not Eligible	5	
Positive Permanency Connections		67%	5	3.35
High School Graduation/College Participation/Professional Certification		0%	20	0.00
Part-Time Employment with Medical Benefits		Not Eligible	20	
Living Arrangements at Discharge		Not Eligible	20	
Additional Academic Supports		0%	2	0.00
Additional IL Skills Provision		56%	5	2.80
Active Agency Accreditation		0%	4	0.00
Staff Clinical Licensure		0%	5	0.00
<b>Incentives Total</b>	<b>15.65</b>		<b>91</b>	<b>6.15</b>

\*Performance calculation descriptions can be found in the FY 2017 RBWO PBP Measurements and Standards Guide.

**Child Protective Services Investigations and Dispositions**

The following investigations data, which is not used for scoring but is considered significant to a provider's performance, is from Georgia SHINES and is not considered final or complete until the end of the fiscal year.

Total Reports:	0	
Number Screened In:	0	
Number Screened Out:	0	
Number Substantiated:	0	
Number Unsubstantiated:	0	
Number Active CPS Investigations:	0	



# Performance-Based Placement Measures RBWO Provider GA+SCORECARD - ILP/TLP

Report Quarter: Q4 FY2017

**Provider/Program Name: House of Dawn - ILP (5155) - CCI**

7469 Caribou Trail, Jonesboro, GA 30295

Phone: 770-477-2385

Vendor ID# 118207

## Quarterly Scores (Grades)

## Current Quarter Score (Grade)

Q1: 50.00 (F)

Q2: 100.00 (A+)

100.00%

Q3: 00.00 (F)

Q4: 100.00 (A+)

(A+)

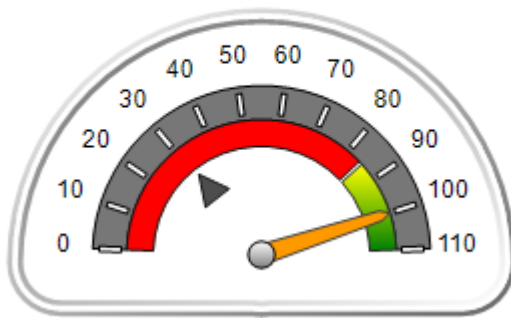
Program Census Information:

# Children in Care During  
Quarter: 0# Placements During  
Quarter: 0# Children in Care On Last  
Day: 0

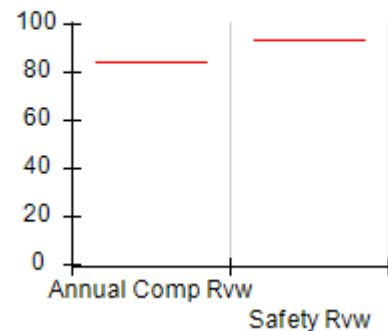
## Quarterly Provider Comparisons to All ILP/TLPs

indicates average for all ILP/TLPs

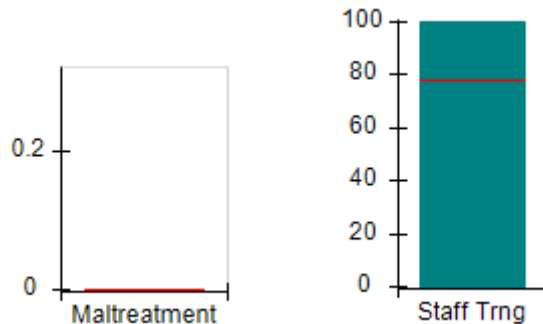
## Overall Score (%)



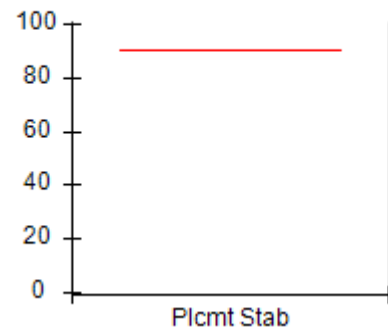
## OPM Monitoring Reviews (%)



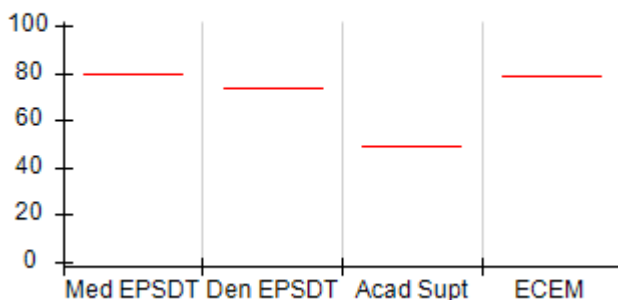
## Safety Outcomes (%)



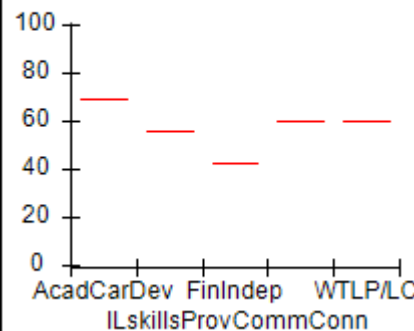
## Permanency Outcomes (%)



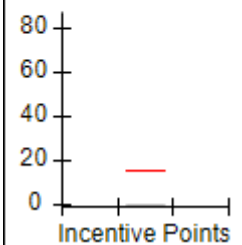
## Well-Being Outcomes (%)



## ILP/TLP Outcomes (%)



## Incentives Earned (Points)





# Performance-Based Placement Measures

## RBWO Provider GA+SCORECARD - ILP/TLP

Report Quarter: Q4 FY2017

**Provider/Program Name: House of Dawn - ILP (5155) - CCI**

7469 Caribou Trail, Jonesboro, GA 30295

Phone: 770-477-2385

Vendor ID# 118207

**Quarterly Scores (Grades)****Current Quarter Score (Grade)**

Q1: 50.00 (F)

Q2: 100.00 (A+)

**100.00%**

Q3: 00.00 (F)

Q4: 100.00 (A+)

**(A+)**

Program Census Information:

# Children in Care During  
Quarter: 0# Placements During  
Quarter: 0# Children in Care On  
Last Day: 0Avg  
Performance All  
ILP/TLPs (%)Provider  
Performance (%)\*Possible Points  
(Weight)Provider Points  
Earned**OPM Monitoring Reviews**

Annual Comprehensive Reviews

85%

Not Yet Conducted

Safety Reviews

94%

Not Yet Conducted

**Monitoring Sub-Total****0.00****ILP/TLP Safety Outcomes**

Incidence of Maltreatment

0.00%

Not Eligible

Staff Training

78%

100%

13

13.00

**Safety Sub-Total****13****13.00****ILP/TLP Permanency Outcomes**

Placement Stability

90%

Not Eligible

**Permanency Sub-Total****N/A****ILP/TLP Well-Being Outcomes**

EPSDT Medical Visits

79%

Not Eligible

EPSDT Dental Visits

74%

Not Eligible

Academic Supports

49%

Not Eligible

Provider ECEM Visits

79%

Not Eligible

Placements with Siblings

No Data

Not Eligible

Not Scored

Not Scored

Placements within Legal County

26%

Not Eligible

Not Scored

Not Scored

**Well-Being Sub-Total****N/A****ILP/TLP Specialty Outcomes**

Academic/Career Development

69%

Not Eligible

Ind Living Skills Provision

56%

Not Eligible

Financial Independence

42%

Not Eligible

Community Connections

60%

Not Eligible

WTLP/Life Coach

60%

Not Eligible

**Specialty Sub-Total****N/A**

\*Performance calculation descriptions can be found in the FY 2017 RBWO PBP Measurements and Standards Guide.

**Monitoring & Outcomes: Possible Points = 13****Points Earned = 13.00****Score Before Incentives Credit****100.00%**



# Performance-Based Placement Measures RBWO Provider GA+SCORECARD - ILP/TLP

Report Quarter: Q4 FY2017

Incentives Awarded	00.00 pts
PBP Verification	N/A pts
<b>Total Score</b>	<b>100.00%</b>

**Provider/Program Name: House of Dawn - ILP (5155) - CCI**

Program Census Information:		# Children in Care During Quarter: 0	# Placements During Quarter: 0	# Children in Care On Last Day: 0
ILP/TLP Incentive Credits	Avg Performance All ILP/TLPs (Points)	Provider Performance (%)*	Possible Points (Weight)	Provider Points Earned
No DJJ or DOC Involvement		Not Eligible	5	
Extended Foster Care Services		Not Eligible	5	
Positive Permanency Connections		Not Eligible	5	
High School Graduation/College Participation/Professional Certification		Not Eligible	20	
Part-Time Employment with Medical Benefits		Not Eligible	20	
Living Arrangements at Discharge		Not Eligible	20	
Additional Academic Supports		Not Eligible	2	
Additional IL Skills Provision		Not Eligible	5	
Active Agency Accreditation		0%	4	0.00
Staff Clinical Licensure		0%	5	0.00
<b>Incentives Total</b>	<b>15.65</b>		<b>91</b>	<b>0.00</b>

\*Performance calculation descriptions can be found in the FY 2017 RBWO PBP Measurements and Standards Guide.

**Child Protective Services Investigations and Dispositions**

The following investigations data, which is not used for scoring but is considered significant to a provider's performance, is from Georgia SHINES and is not considered final or complete until the end of the fiscal year.

Total Reports:	0	
Number Screened In:	0	
Number Screened Out:	0	
Number Substantiated:	0	
Number Unsubstantiated:	0	
Number Active CPS Investigations:	0	





## Performance-Based Placement Measures RBWO Provider GA+SCORECARD - ILP/TLP

Report Quarter: Q4 FY2017

**Provider/Program Name: LDL & C Enterprise (formerly Beth-Ester Ministries) - Restoration House ILP (5170) - CCI**

163 Hastings St., Newnan, GA 30263

Phone: 678-423-4193


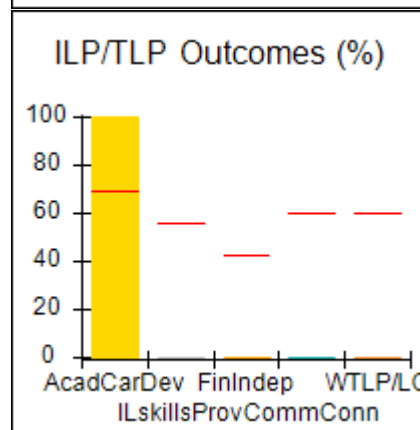
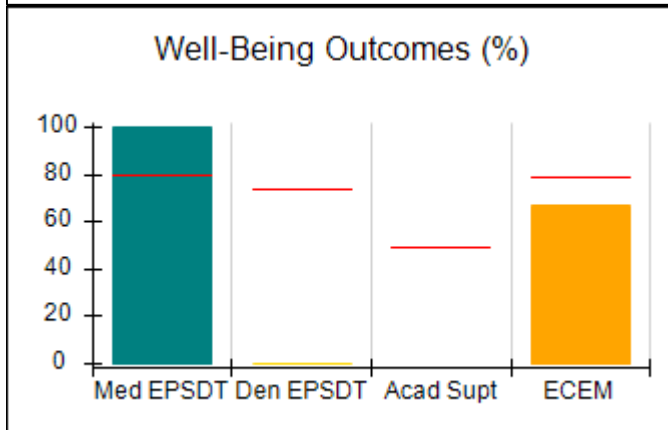
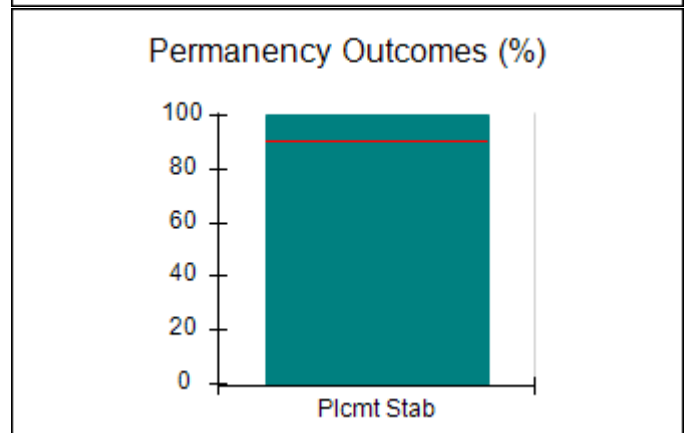
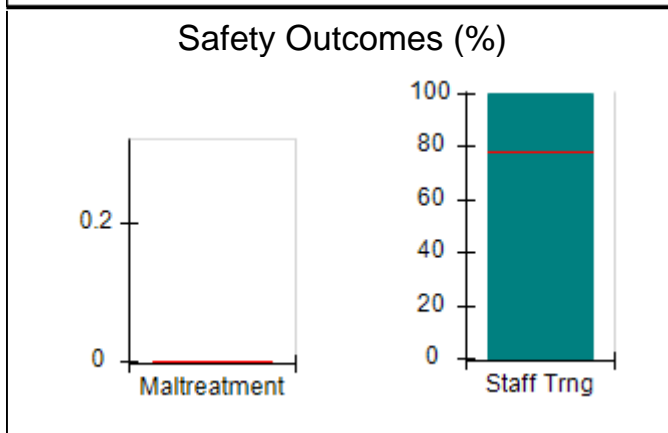
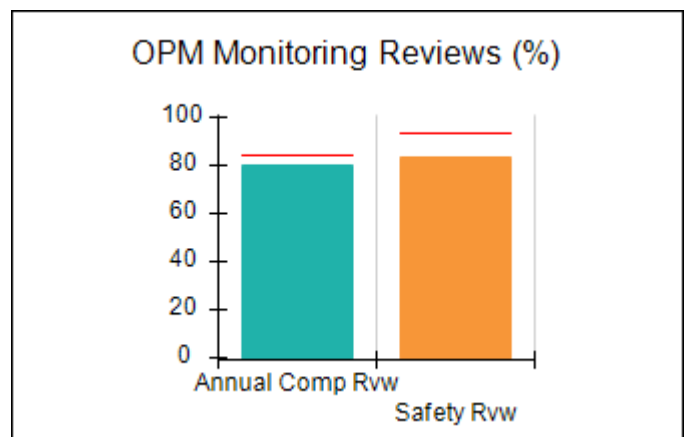
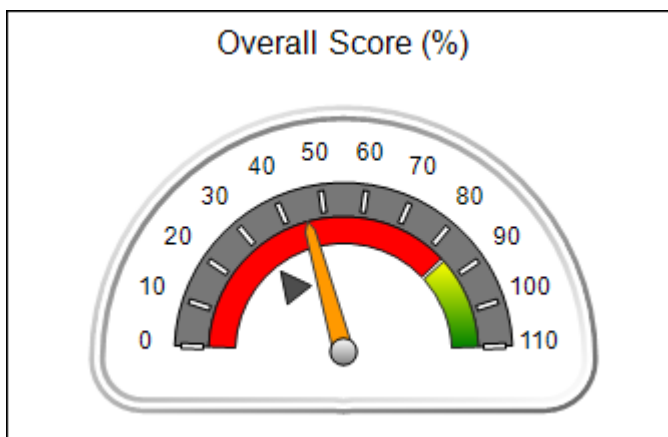
Vendor ID# 115537

Quarterly Scores (Grades)		Current Quarter Score (Grade)
Q1: 45.21 (F)	Q2: 60.15 (D-)	45.34% (F)
Q3: 58.13 (F)	Q4: 45.34 (F)	

Program Census Information:	# Children in Care During Quarter: 1	# Placements During Quarter: 1	# Children in Care On Last Day: 1
-----------------------------	--------------------------------------	--------------------------------	-----------------------------------

### Quarterly Provider Comparisons to All ILP/TLPs

▼ indicates average for all ILP/TLPs





# Performance-Based Placement Measures RBWO Provider GA+SCORECARD - ILP/TLP

Report Quarter: Q4 FY2017

**Provider/Program Name: LDL & C Enterprise (formerly Beth-Ester Ministries) - Restoration House ILP (5170) - CCI**

163 Hastings St., Newnan, GA 30263  Phone: 678-423-4193  Vendor ID# 115537	Quarterly Scores (Grades)		Current Quarter Score (Grade)
	Q1: 45.21 (F)	Q2: 60.15 (D-)	45.34%
	Q3: 58.13 (F)	Q4: 45.34 (F)	(F)

Program Census Information:	# Children in Care During Quarter: 1	# Placements During Quarter: 1	# Children in Care On Last Day: 1
-----------------------------	--------------------------------------	--------------------------------	-----------------------------------

	Avg Performance All ILP/TLPs (%)	Provider Performance (%)*	Possible Points (Weight)	Provider Points Earned
--	----------------------------------	---------------------------	--------------------------	------------------------

**OPM Monitoring Reviews**

Annual Comprehensive Reviews	85%	80%	15	12.05
Safety Reviews	94%	83%	5	4.17
<b>Monitoring Sub-Total</b>			<b>20</b>	<b>16.22</b>

**ILP/TLP Safety Outcomes**

Incidence of Maltreatment	0.00%	Not Eligible		
Staff Training	78%	100%	13	13.00
<b>Safety Sub-Total</b>			<b>13</b>	<b>13.00</b>

**ILP/TLP Permanency Outcomes**

Placement Stability	90%	100%	3	3.00
<b>Permanency Sub-Total</b>			<b>3</b>	<b>3.00</b>

**ILP/TLP Well-Being Outcomes**

EPSDT Medical Visits	79%	100%	4.7	4.55
EPSDT Dental Visits	74%	0%	4.7	0.00
Academic Supports	49%	Not Eligible		
Provider ECEM Visits	79%	67%	4.7	3.13
Placements with Siblings	No Data	Not Eligible	Not Scored	Not Scored
Placements within Legal County	26%	Not Eligible	Not Scored	Not Scored
<b>Well-Being Sub-Total</b>			<b>14</b>	<b>7.79</b>

**ILP/TLP Specialty Outcomes**

Academic/Career Development	69%	100%	10	10.00
Ind Living Skills Provision	56%	0%	15	0.00
Financial Independence	42%	0%	5	0.00
Community Connections	60%	0%	5	0.00
WTLP/Life Coach	60%	0%	15	0.00
<b>Specialty Sub-Total</b>			<b>50</b>	<b>10.00</b>

\*Performance calculation descriptions can be found in the FY 2017 RBWO PBP Measurements and Standards Guide.

<b>Monitoring &amp; Outcomes: Possible Points = 100</b>	<b>Points Earned = 50.01</b>
<b>Score Before Incentives Credit 50.01%</b>	



# Performance-Based Placement Measures RBWO Provider GA+SCORECARD - ILP/TLP

Report Quarter: Q4 FY2017

Incentives Awarded	00.00 pts
PBP Verification	-4.67 pts
<b>Total Score</b>	<b>45.34%</b>

## Provider/Program Name: LDL & C Enterprise (formerly Beth-Ester Ministries) - Restoration House ILP (5170) - CCI

Program Census Information:		# Children in Care During Quarter: 1	# Placements During Quarter: 1	# Children in Care On Last Day: 1
ILP/TLP Incentive Credits	Avg Performance All ILP/TLPs (Points)	Provider Performance (%)*	Possible Points (Weight)	Provider Points Earned
No DJJ or DOC Involvement		0%	5	0.00
Extended Foster Care Services		Not Eligible	5	
Positive Permanency Connections		0%	5	0.00
High School Graduation/College Participation/Professional Certification		0%	20	0.00
Part-Time Employment with Medical Benefits		Not Eligible	20	
Living Arrangements at Discharge		Not Eligible	20	
Additional Academic Supports		Not Eligible	2	
Additional IL Skills Provision		0%	5	0.00
Active Agency Accreditation		0%	4	0.00
Staff Clinical Licensure		0%	5	0.00
<b>Incentives Total</b>	<b>15.65</b>		<b>91</b>	<b>0.00</b>

\*Performance calculation descriptions can be found in the FY 2017 RBWO PBP Measurements and Standards Guide.

## Child Protective Services Investigations and Dispositions

The following investigations data, which is not used for scoring but is considered significant to a provider's performance, is from Georgia SHINES and is not considered final or complete until the end of the fiscal year.

Total Reports:	0	
Number Screened In:	0	
Number Screened Out:	0	
Number Substantiated:	0	
Number Unsubstantiated:	0	
Number Active CPS Investigations:	0	



# Performance-Based Placement Measures RBWO Provider GA+SCORECARD - ILP/TLP

Report Quarter: Q4 FY2017

**Provider/Program Name: Life Skills Community Center - (5204) - CCI**

975 Cobb Place Blvd., Atlanta, GA 30144

Phone: 404-918-0908

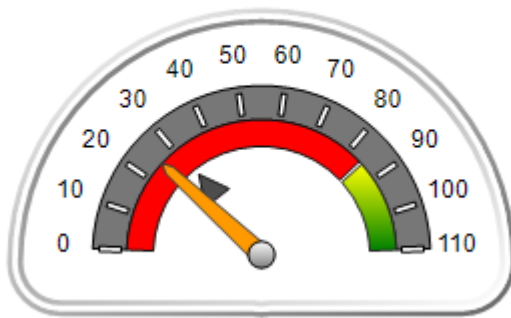
Vendor ID# 132893

	Quarterly Scores (Grades)		Current Quarter Score (Grade)
	Q1: 50.93 (F)	Q2: 50.46 (F)	25.29% (F)
	Q3: 61.56 (D-)	Q4: 25.29 (F)	
Program Census Information:	# Children in Care During Quarter: 23	# Placements During Quarter: 23	# Children in Care On Last Day: 19

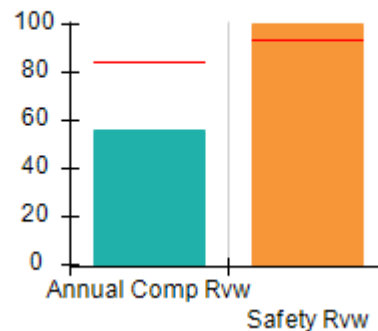
## Quarterly Provider Comparisons to All ILP/TLPs

indicates average for all ILP/TLPs

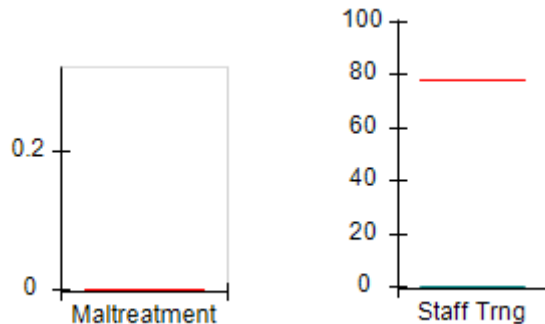
Overall Score (%)



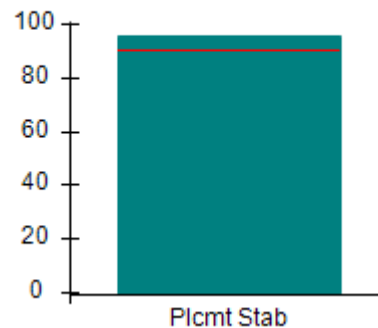
OPM Monitoring Reviews (%)



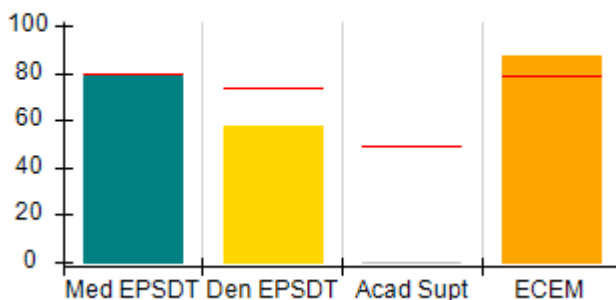
Safety Outcomes (%)



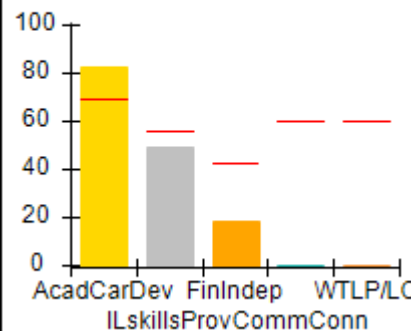
Permanency Outcomes (%)



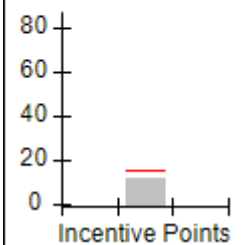
Well-Being Outcomes (%)



ILP/TLP Outcomes (%)



Incentives Earned (Points)





# Performance-Based Placement Measures

## RBWO Provider GA+SCORECARD - ILP/TLP

Report Quarter: Q4 FY2017

**Provider/Program Name: Life Skills Community Center - (5204) - CCI**

975 Cobb Place Blvd., Atlanta, GA 30144

Phone: 404-918-0908

Vendor ID# 132893

**Quarterly Scores (Grades)****Current Quarter Score (Grade)**

Q1: 50.93 (F)

Q2: 50.46 (F)

**25.29%**

Q3: 61.56 (D-)

Q4: 25.29 (F)

**(F)**

Program Census Information:

# Children in Care During Quarter: 23

# Placements During Quarter: 23

# Children in Care On Last Day: 19

Avg  
Performance All  
ILP/TLPs (%)Provider  
Performance (%)\*Possible Points  
(Weight)Provider Points  
Earned**OPM Monitoring Reviews**

Annual Comprehensive Reviews	85%	56%	15	8.37
Safety Reviews	94%	100%	5	5.00
<b>Monitoring Sub-Total</b>			<b>20</b>	<b>13.37</b>

**ILP/TLP Safety Outcomes**

Incidence of Maltreatment	0.00%	No Substantiated Reports	3	3.00
Staff Training	78%	0%	10	0.00
<b>Safety Sub-Total</b>			<b>13</b>	<b>3.00</b>

**ILP/TLP Permanency Outcomes**

Placement Stability	90%	96%	3	2.88
<b>Permanency Sub-Total</b>			<b>3</b>	<b>2.88</b>

**ILP/TLP Well-Being Outcomes**

EPSDT Medical Visits	79%	79%	4	3.16
EPSDT Dental Visits	74%	58%	4	2.32
Academic Supports	49%	0%	2	0.00
Provider ECEM Visits	79%	87%	4	3.48
Placements with Siblings	No Data	0%	Not Scored	Not Scored
Placements within Legal County	26%	25%	Not Scored	Not Scored
<b>Well-Being Sub-Total</b>			<b>14</b>	<b>8.96</b>

**ILP/TLP Specialty Outcomes**

Academic/Career Development	69%	83%	10	8.30
Ind Living Skills Provision	56%	49%	15	7.35
Financial Independence	42%	18%	5	0.90
Community Connections	60%	0%	5	0.00
WTLP/Life Coach	60%	0%	15	0.00
<b>Specialty Sub-Total</b>			<b>50</b>	<b>16.55</b>

\*Performance calculation descriptions can be found in the FY 2017 RBWO PBP Measurements and Standards Guide.

**Monitoring & Outcomes: Possible Points = 100****Points Earned = 44.76**



# Performance-Based Placement Measures RBWO Provider GA+SCORECARD - ILP/TLP

Report Quarter: Q4 FY2017

<b>Score Before Incentives Credit</b>	<b>44.76%</b>
<b>Incentives Awarded</b>	<b>10.00 pts</b>
<b>PBP Verification</b>	<b>-29.47 pts</b>
<b>Total Score</b>	<b>25.29%</b>

Provider/Program Name: Life Skills Community Center - (5204) - CCI				
Program Census Information:		# Children in Care During Quarter: 23	# Placements During Quarter: 23	# Children in Care On Last Day: 19
ILP/TLP Incentive Credits	Avg Performance All ILP/TLPs (Points)	Provider Performance (%)*	Possible Points (Weight)	Provider Points Earned
No DJJ or DOC Involvement		100%	5	5.00
Extended Foster Care Services		0%	5	0.00
Positive Permanency Connections		0%	5	0.00
High School Graduation/College Participation/Professional Certification		21%	20	4.20
Part-Time Employment with Medical Benefits		0%	20	0.00
Living Arrangements at Discharge		0%	20	0.00
Additional Academic Supports		0%	2	0.00
Additional IL Skills Provision		44%	5	2.20
Active Agency Accreditation		0%	4	0.00
Staff Clinical Licensure		0%	5	0.00
<b>Incentives Total</b>	<b>15.65</b>		<b>91</b>	<b>11.40</b>

\*Performance calculation descriptions can be found in the FY 2017 RBWO PBP Measurements and Standards Guide.

Child Protective Services Investigations and Dispositions		
The following investigations data, which is not used for scoring but is considered significant to a provider's performance, is from Georgia SHINES and is not considered final or complete until the end of the fiscal year.		
Total Reports:	0	
Number Screened In:	0	
Number Screened Out:	0	
Number Substantiated:	0	
Number Unsubstantiated:	0	
Number Active CPS Investigations:	0	



# Performance-Based Placement Measures

## RBWO Provider GA+SCORECARD - ILP/TLP

Report Quarter: Q4 FY2017

**Provider/Program Name: Little Debbie's Second Chance Home, Inc. - Decatur TLP (967) - CCI**

3900 Leprechaun Court, Decatur, GA 30034

Phone: 770-296-1311

Vendor ID# 35447

## Quarterly Scores (Grades)

Current Quarter Score (Grade)

Q1: 103.21 (A+)

Q2: 108.57 (A+)

102.24%

Q3: 104.57 (A+)

Q4: 102.24 (A+)

(A+)

Program Census Information:

# Children in Care During Quarter: 10

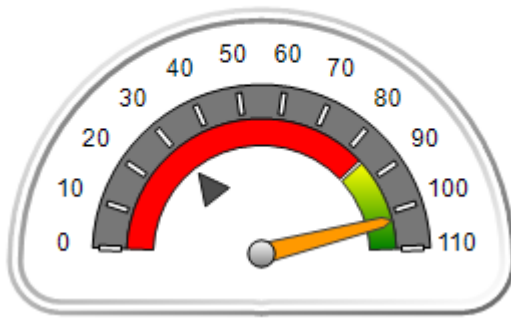
# Placements During Quarter: 11

# Children in Care On Last Day: 5

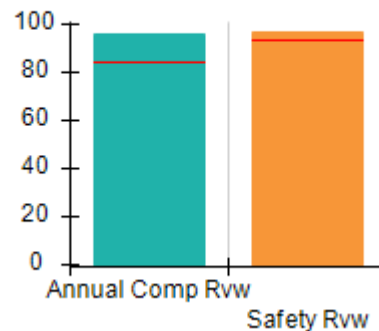
### Quarterly Provider Comparisons to All ILP/TLPs

indicates average for all ILP/TLPs

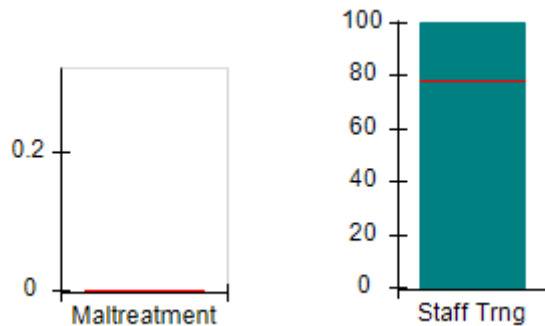
## Overall Score (%)



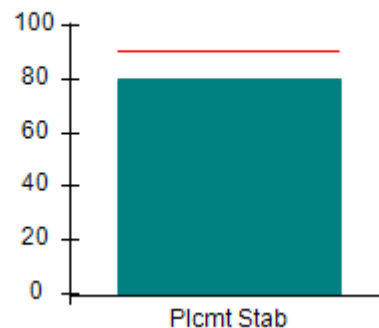
## OPM Monitoring Reviews (%)



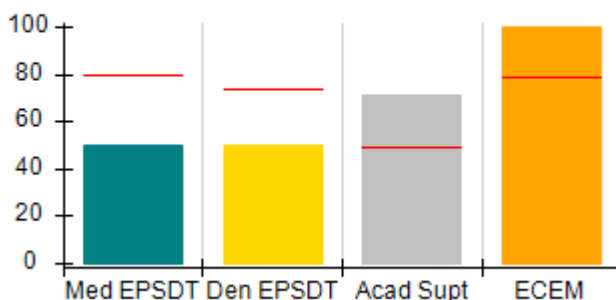
## Safety Outcomes (%)



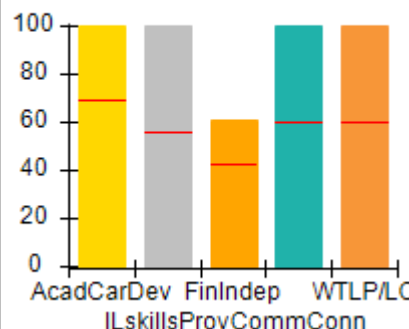
## Permanency Outcomes (%)



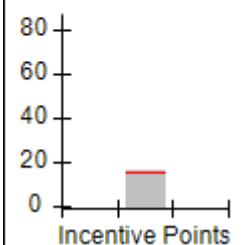
## Well-Being Outcomes (%)



## ILP/TLP Outcomes (%)



## Incentives Earned (Points)







# Performance-Based Placement Measures RBWO Provider GA+SCORECARD - ILP/TLP

Report Quarter: Q4 FY2017

**Provider/Program Name: Little Debbie's Second Chance Home, Inc. - Decatur TLP (967) - CCI**

<b>3900 Leprechaun Court, Decatur, GA 30034</b>  <b>Phone: 770-296-1311</b>  <b>Vendor ID# 35447</b>	Quarterly Scores (Grades)		Current Quarter Score (Grade)
	Q1: 103.21 (A+)	Q2: 108.57 (A+)	<b>102.24%</b> <b>(A+)</b>
	Q3: 104.57 (A+)	Q4: 102.24 (A+)	

Program Census Information:	# Children in Care During Quarter: 10	# Placements During Quarter: 11	# Children in Care On Last Day: 5
-----------------------------	---------------------------------------	---------------------------------	-----------------------------------

	Avg Performance All ILP/TLPs (%)	Provider Performance (%)*	Possible Points (Weight)	Provider Points Earned
--	----------------------------------	---------------------------	--------------------------	------------------------

**OPM Monitoring Reviews**

Annual Comprehensive Reviews	85%	96%	15	14.44
Safety Reviews	94%	97%	5	4.84
<b>Monitoring Sub-Total</b>			<b>20</b>	<b>19.29</b>

**ILP/TLP Safety Outcomes**

Incidence of Maltreatment	0.00%	No Substantiated Reports	3	3.00
Staff Training	78%	100%	10	10.00
<b>Safety Sub-Total</b>			<b>13</b>	<b>13.00</b>

**ILP/TLP Permanency Outcomes**

Placement Stability	90%	80%	3	2.40
<b>Permanency Sub-Total</b>			<b>3</b>	<b>2.40</b>

**ILP/TLP Well-Being Outcomes**

EPSDT Medical Visits	79%	50%	4	2.00
EPSDT Dental Visits	74%	50%	4	2.00
Academic Supports	49%	71%	2	1.42
Provider ECEM Visits	79%	100%	4	4.00
Placements with Siblings	No Data	0%	Not Scored	Not Scored
Placements within Legal County	26%	0%	Not Scored	Not Scored
<b>Well-Being Sub-Total</b>			<b>14</b>	<b>9.50</b>

**ILP/TLP Specialty Outcomes**

Academic/Career Development	69%	100%	10	10.00
Ind Living Skills Provision	56%	100%	15	15.00
Financial Independence	42%	61%	5	3.05
Community Connections	60%	100%	5	5.00
WTLP/Life Coach	60%	100%	15	15.00
<b>Specialty Sub-Total</b>			<b>50</b>	<b>48.05</b>

\*Performance calculation descriptions can be found in the FY 2017 RBWO PBP Measurements and Standards Guide.

**Monitoring & Outcomes: Possible Points = 100****Points Earned = 92.24**





# Performance-Based Placement Measures RBWO Provider GA+SCORECARD - ILP/TLP

Report Quarter: Q4 FY2017

<b>Score Before Incentives Credit</b>	<b>92.24%</b>
<b>Incentives Awarded</b>	<b>10.00 pts</b>
<b>PBP Verification</b>	<b>0.00 pts</b>
<b>Total Score</b>	<b>102.24%</b>

**Provider/Program Name: Little Debbie's Second Chance Home, Inc. - Decatur TLP (967) - CCI**

Program Census Information:		# Children in Care During Quarter: 10	# Placements During Quarter: 11	# Children in Care On Last Day: 5
ILP/TLP Incentive Credits	Avg Performance All ILP/TLPs (Points)	Provider Performance (%)*	Possible Points (Weight)	Provider Points Earned
No DJJ or DOC Involvement		100%	5	5.00
Extended Foster Care Services		Not Eligible	5	
Positive Permanency Connections		0%	5	0.00
High School Graduation/College Participation/Professional Certification		0%	20	0.00
Part-Time Employment with Medical Benefits		17%	20	3.40
Living Arrangements at Discharge		0%	20	0.00
Additional Academic Supports		69%	2	1.38
Additional IL Skills Provision		90%	5	4.50
Active Agency Accreditation		50%	4	2.00
Staff Clinical Licensure		0%	5	0.00
<b>Incentives Total</b>	<b>15.65</b>		<b>91</b>	<b>16.28</b>

\*Performance calculation descriptions can be found in the FY 2017 RBWO PBP Measurements and Standards Guide.

**Child Protective Services Investigations and Dispositions**

The following investigations data, which is not used for scoring but is considered significant to a provider's performance, is from Georgia SHINES and is not considered final or complete until the end of the fiscal year.

Total Reports:	0	
Number Screened In:	0	
Number Screened Out:	0	
Number Substantiated:	0	
Number Unsubstantiated:	0	
Number Active CPS Investigations:	0	



# Performance-Based Placement Measures RBWO Provider GA+SCORECARD - ILP/TLP

Report Quarter: Q4 FY2017

**Provider/Program Name: Little Debbie's Second Chance Home, Inc. - ILP (5235) - CCI**

3893 Leprechaun Court, Decatur, GA 30034

Phone: 404-296-1311

Vendor ID# 143276

## Quarterly Scores (Grades)

Q1: 100.00 (A+)

Q2: 100.88 (A+)

Q3: 102.22 (A+)

Q4: 92.86 (A-)

## Current Quarter Score (Grade)

92.86%

(A-)

Program Census Information:

# Children in Care During Quarter: 3

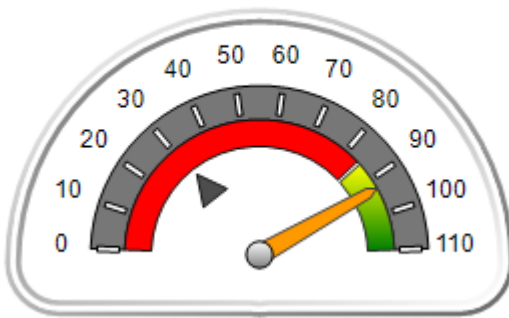
# Placements During Quarter: 3

# Children in Care On Last Day: 3

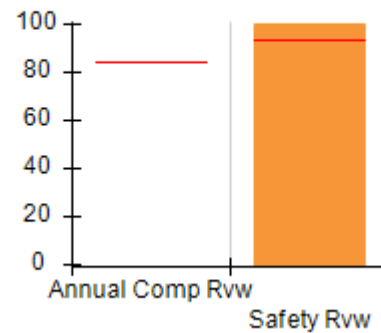
## Quarterly Provider Comparisons to All ILP/TLPs

▼ indicates average for all ILP/TLPs

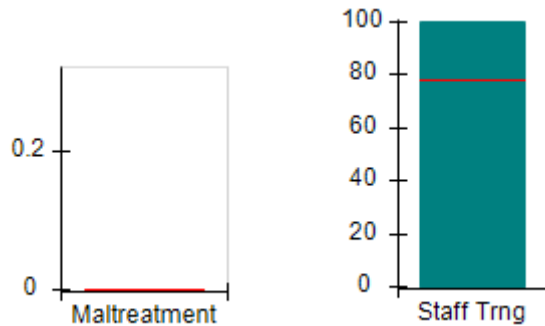
### Overall Score (%)



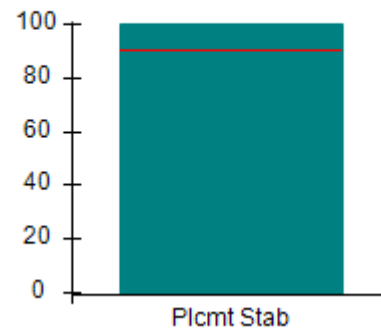
### OPM Monitoring Reviews (%)



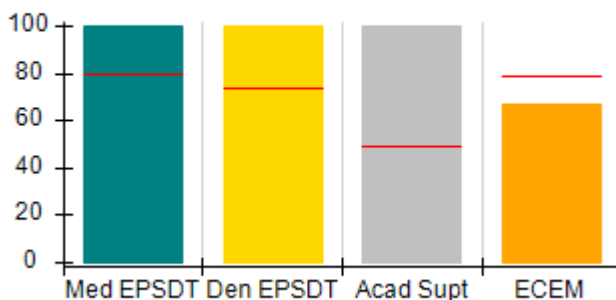
### Safety Outcomes (%)



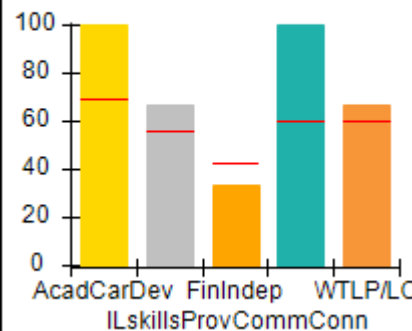
### Permanency Outcomes (%)



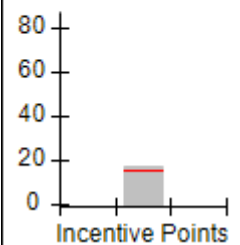
### Well-Being Outcomes (%)



### ILP/TLP Outcomes (%)



### Incentives Earned (Points)





# Performance-Based Placement Measures

## RBWO Provider GA+SCORECARD - ILP/TLP

Report Quarter: Q4 FY2017

**Provider/Program Name: Little Debbie's Second Chance Home, Inc. - ILP (5235) - CCI****3893 Leprechaun Court, Decatur, GA 30034****Phone: 404-296-1311****Vendor ID# 143276****Quarterly Scores (Grades)****Current Quarter Score (Grade)****Q1: 100.00 (A+)****Q2: 100.88 (A+)****92.86%****Q3: 102.22 (A+)****Q4: 92.86 (A-)****(A-)**

Program Census Information:

# Children in Care During  
Quarter: 3# Placements During  
Quarter: 3# Children in Care On  
Last Day: 3**Avg  
Performance All  
ILP/TLPs (%)****Provider  
Performance (%)\*****Possible Points  
(Weight)****Provider Points  
Earned****OPM Monitoring Reviews**

Annual Comprehensive Reviews	85%	Not Yet Conducted		
Safety Reviews	94%	100%	5	5.00
<b>Monitoring Sub-Total</b>			<b>5</b>	<b>5.00</b>

**ILP/TLP Safety Outcomes**

Incidence of Maltreatment	0.00%	Not Eligible		
Staff Training	78%	100%	13	13.00
<b>Safety Sub-Total</b>			<b>13</b>	<b>13.00</b>

**ILP/TLP Permanency Outcomes**

Placement Stability	90%	100%	3	3.00
<b>Permanency Sub-Total</b>			<b>3</b>	<b>3.00</b>

**ILP/TLP Well-Being Outcomes**

EPSDT Medical Visits	79%	100%	4	4.00
EPSDT Dental Visits	74%	100%	4	4.00
Academic Supports	49%	100%	2	2.00
Provider ECEM Visits	79%	67%	4	2.68
Placements with Siblings	No Data	Not Eligible	Not Scored	Not Scored
Placements within Legal County	26%	Not Eligible	Not Scored	Not Scored
<b>Well-Being Sub-Total</b>			<b>14</b>	<b>12.68</b>

**ILP/TLP Specialty Outcomes**

Academic/Career Development	69%	100%	10	10.00
Ind Living Skills Provision	56%	67%	15	10.05
Financial Independence	42%	33%	5	1.65
Community Connections	60%	100%	5	5.00
WTLP/Life Coach	60%	67%	15	10.05
<b>Specialty Sub-Total</b>			<b>50</b>	<b>36.75</b>

\*Performance calculation descriptions can be found in the FY 2017 RBWO PBP Measurements and Standards Guide.

**Monitoring & Outcomes: Possible Points = 85****Points Earned = 70.43****Score Before Incentives Credit****82.86%**



DHS, DFCS, Office of Provider Management  
**Performance-Based Placement Measures**  
**RBWO Provider GA+SCORECARD - ILP/TLP**



Report Quarter: Q4 FY2017

Incentives Awarded	10.00 pts
PBP Verification	0.00 pts
<b>Total Score</b>	<b>92.86%</b>

**Provider/Program Name: Little Debbie's Second Chance Home, Inc. - ILP (5235) - CCI**

Program Census Information:		# Children in Care During Quarter: 3	# Placements During Quarter: 3	# Children in Care On Last Day: 3
ILP/TLP Incentive Credits	Avg Performance All ILP/TLPs (Points)	Provider Performance (%)*	Possible Points (Weight)	Provider Points Earned
No DJJ or DOC Involvement		100%	5	5.00
Extended Foster Care Services		Not Eligible	5	
Positive Permanency Connections		0%	5	0.00
High School Graduation/College Participation/Professional Certification		33%	20	6.60
Part-Time Employment with Medical Benefits		Not Eligible	20	
Living Arrangements at Discharge		Not Eligible	20	
Additional Academic Supports		0%	2	0.00
Additional IL Skills Provision		67%	5	3.35
Active Agency Accreditation		50%	4	2.00
Staff Clinical Licensure		0%	5	0.00
<b>Incentives Total</b>	<b>15.65</b>		<b>91</b>	<b>16.95</b>

\*Performance calculation descriptions can be found in the FY 2017 RBWO PBP Measurements and Standards Guide.

**Child Protective Services Investigations and Dispositions**

The following investigations data, which is not used for scoring but is considered significant to a provider's performance, is from Georgia SHINES and is not considered final or complete until the end of the fiscal year.

Total Reports:	0	
Number Screened In:	0	
Number Screened Out:	0	
Number Substantiated:	0	
Number Unsubstantiated:	0	
Number Active CPS Investigations:	0	



# Performance-Based Placement Measures RBWO Provider GA+SCORECARD - ILP/TLP

Report Quarter: Q4 FY2017

**Provider/Program Name: Little Debbie's Second Chance Home, Inc. - Redan ILP (5213) - CCI**

1597 Smithson Drive, Lithonia, GA 30058

Phone: 404-296-1311

Vendor ID# 136090

## Quarterly Scores (Grades)

Q1: 84.02 (B)

Q2: 99.25 (A+)

Q3: 102.42 (A+)

Q4: 92.73 (A-)

## Current Quarter Score (Grade)

**92.73%**

**(A-)**

Program Census Information:

# Children in Care During Quarter: 6

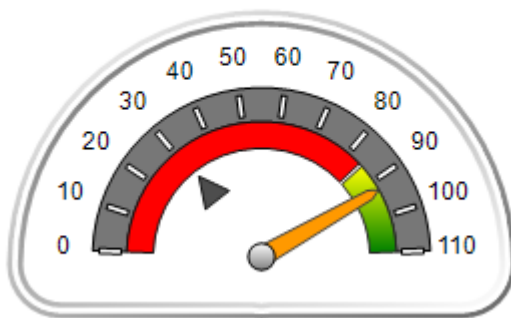
# Placements During Quarter: 6

# Children in Care On Last Day: 5

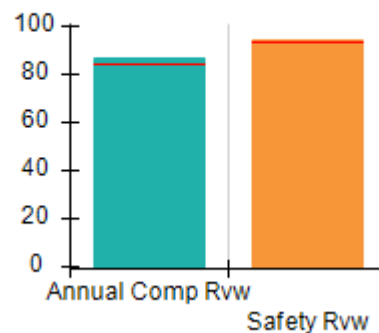
## Quarterly Provider Comparisons to All ILP/TLPs

▼ indicates average for all ILP/TLPs

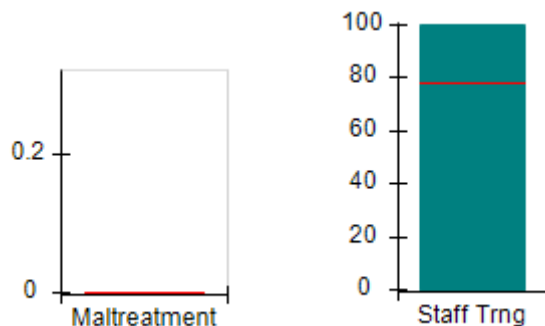
### Overall Score (%)



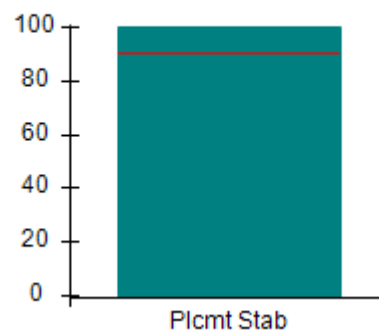
### OPM Monitoring Reviews (%)



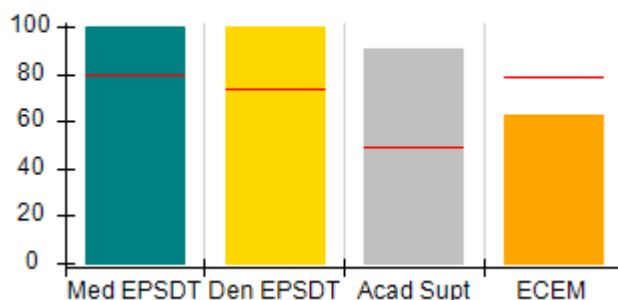
### Safety Outcomes (%)



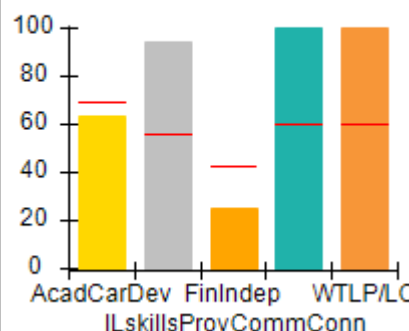
### Permanency Outcomes (%)



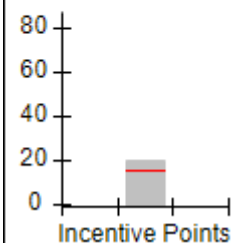
### Well-Being Outcomes (%)



### ILP/TLP Outcomes (%)



### Incentives Earned (Points)





# Performance-Based Placement Measures RBWO Provider GA+SCORECARD - ILP/TLP

Report Quarter: Q4 FY2017

**Provider/Program Name: Little Debbie's Second Chance Home, Inc. - Redan ILP (5213) - CCI**

1597 Smithson Drive, Lithonia, GA 30058  Phone: 404-296-1311  Vendor ID# 136090	Quarterly Scores (Grades)		Current Quarter Score (Grade)
	Q1: 84.02 (B)	Q2: 99.25 (A+)	92.73% (A-)
	Q3: 102.42 (A+)	Q4: 92.73 (A-)	

Program Census Information:	# Children in Care During Quarter: 6	# Placements During Quarter: 6	# Children in Care On Last Day: 5
-----------------------------	--------------------------------------	--------------------------------	-----------------------------------

	Avg Performance All ILP/TLPs (%)	Provider Performance (%)*	Possible Points (Weight)	Provider Points Earned
--	----------------------------------	---------------------------	--------------------------	------------------------

**OPM Monitoring Reviews**

Annual Comprehensive Reviews	85%	87%	15	13.05
Safety Reviews	94%	95%	5	4.73
<b>Monitoring Sub-Total</b>			<b>20</b>	<b>17.77</b>

**ILP/TLP Safety Outcomes**

Incidence of Maltreatment	0.00%	Not Eligible		
Staff Training	78%	100%	13	13.00
<b>Safety Sub-Total</b>			<b>13</b>	<b>13.00</b>

**ILP/TLP Permanency Outcomes**

Placement Stability	90%	100%	3	3.00
<b>Permanency Sub-Total</b>			<b>3</b>	<b>3.00</b>

**ILP/TLP Well-Being Outcomes**

EPSDT Medical Visits	79%	100%	4	4.00
EPSDT Dental Visits	74%	100%	4	4.00
Academic Supports	49%	91%	2	1.82
Provider ECEM Visits	79%	63%	4	2.52
Placements with Siblings	No Data	Not Eligible	Not Scored	Not Scored
Placements within Legal County	26%	Not Eligible	Not Scored	Not Scored
<b>Well-Being Sub-Total</b>			<b>14</b>	<b>12.34</b>

**ILP/TLP Specialty Outcomes**

Academic/Career Development	69%	63%	10	6.30
Ind Living Skills Provision	56%	94%	15	14.10
Financial Independence	42%	25%	5	1.25
Community Connections	60%	100%	5	5.00
WTLP/Life Coach	60%	100%	15	15.00
<b>Specialty Sub-Total</b>			<b>50</b>	<b>41.65</b>

\*Performance calculation descriptions can be found in the FY 2017 RBWO PBP Measurements and Standards Guide.

<b>Monitoring &amp; Outcomes: Possible Points = 100</b>	<b>Points Earned = 87.76</b>
<b>Score Before Incentives Credit 87.76%</b>	

**Performance-Based Placement Measures**  
**RBWO Provider GA+SCORECARD - ILP/TLP**

Report Quarter: Q4 FY2017

Incentives Awarded	10.00 pts
PBP Verification	-5.03 pts
<b>Total Score</b>	<b>92.73%</b>

**Provider/Program Name: Little Debbie's Second Chance Home, Inc. - Redan ILP (5213) - CCI**

Program Census Information:		# Children in Care During Quarter: 6	# Placements During Quarter: 6	# Children in Care On Last Day: 5
ILP/TLP Incentive Credits	Avg Performance All ILP/TLPs (Points)	Provider Performance (%)*	Possible Points (Weight)	Provider Points Earned
No DJJ or DOC Involvement		100%	5	5.00
Extended Foster Care Services		Not Eligible	5	
Positive Permanency Connections		0%	5	0.00
High School Graduation/College Participation/Professional Certification		33%	20	6.60
Part-Time Employment with Medical Benefits		0%	20	0.00
Living Arrangements at Discharge		0%	20	0.00
Additional Academic Supports		91%	2	1.82
Additional IL Skills Provision		88%	5	4.40
Active Agency Accreditation		50%	4	2.00
Staff Clinical Licensure		0%	5	0.00
<b>Incentives Total</b>	<b>15.65</b>		<b>91</b>	<b>19.82</b>

\*Performance calculation descriptions can be found in the FY 2017 RBWO PBP Measurements and Standards Guide.

**Child Protective Services Investigations and Dispositions**

The following investigations data, which is not used for scoring but is considered significant to a provider's performance, is from Georgia SHINES and is not considered final or complete until the end of the fiscal year.

Total Reports:	0	
Number Screened In:	0	
Number Screened Out:	0	
Number Substantiated:	0	
Number Unsubstantiated:	0	
Number Active CPS Investigations:	0	

**Performance-Based Placement Measures**  
**RBWO Provider GA+SCORECARD - ILP/TLP**

Report Quarter: Q4 FY2017

**Provider/Program Name: Madi's House - Madi's House (5180) - CCI**

4555 Kelden Circle, College Park, GA 30349

Phone: 4048080370

Vendor ID# 121478

**Quarterly Scores (Grades)****Current Quarter Score (Grade)**

Q1: 64.27 (D)

Q2: 72.87 (C-)

**65.95%**

Q3: 73.01 (C-)

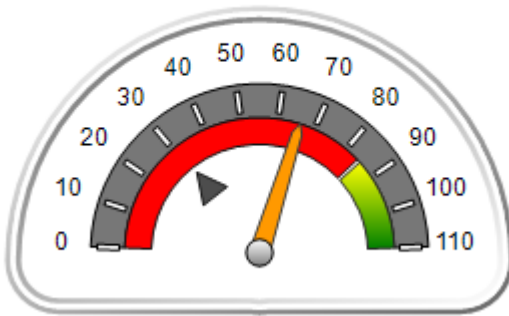
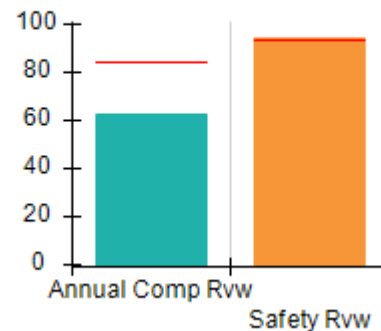
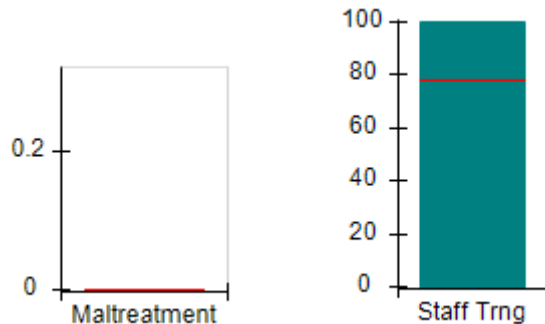
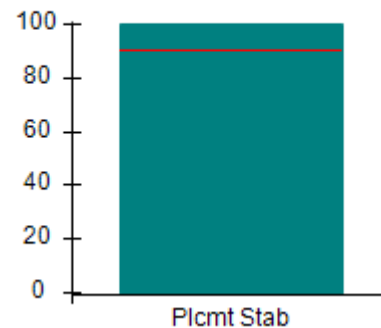
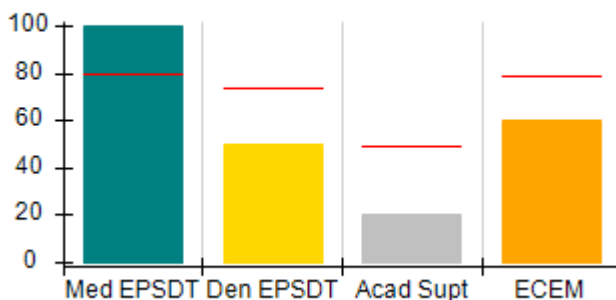
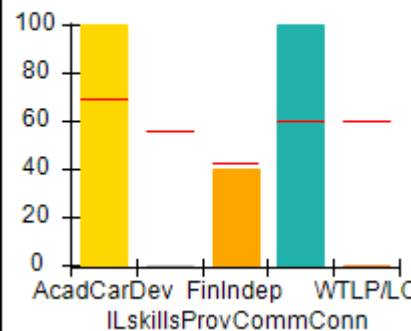
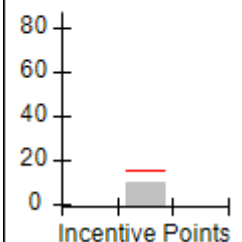
Q4: 65.95 (D)

**(D)**

Program Census Information:

# Children in Care During  
Quarter: 4# Placements During  
Quarter: 4# Children in Care On Last  
Day: 4**Quarterly Provider Comparisons to All ILP/TLPs**

▼ — indicates average for all ILP/TLPs

**Overall Score (%)****OPM Monitoring Reviews (%)****Safety Outcomes (%)****Permanency Outcomes (%)****Well-Being Outcomes (%)****ILP/TLP Outcomes (%)****Incentives Earned (Points)**





# Performance-Based Placement Measures RBWO Provider GA+SCORECARD - ILP/TLP

Report Quarter: Q4 FY2017

Provider/Program Name: Madi's House - Madi's House (5180) - CCI				
4555 Kelden Circle, College Park, GA 30349		Quarterly Scores (Grades)		Current Quarter Score (Grade)
Phone: 4048080370		Q1: 64.27 (D)	Q2: 72.87 (C-)	65.95% (D)
Vendor ID# 121478		Q3: 73.01 (C-)	Q4: 65.95 (D)	
Program Census Information:		# Children in Care During Quarter: 4	# Placements During Quarter: 4	# Children in Care On Last Day: 4
	Avg Performance All ILP/TLPs (%)	Provider Performance (%)*	Possible Points (Weight)	Provider Points Earned
<b>OPM Monitoring Reviews</b>				
Annual Comprehensive Reviews	85%	62%	15	9.33
Safety Reviews	94%	94%	5	4.72
<b>Monitoring Sub-Total</b>			<b>20</b>	<b>14.05</b>
<b>ILP/TLP Safety Outcomes</b>				
Incidence of Maltreatment	0.00%	No Substantiated Reports	3	3.00
Staff Training	78%	100%	10	10.00
<b>Safety Sub-Total</b>			<b>13</b>	<b>13.00</b>
<b>ILP/TLP Permanency Outcomes</b>				
Placement Stability	90%	100%	3	3.00
<b>Permanency Sub-Total</b>			<b>3</b>	<b>3.00</b>
<b>ILP/TLP Well-Being Outcomes</b>				
EPSDT Medical Visits	79%	100%	4	4.00
EPSDT Dental Visits	74%	50%	4	2.00
Academic Supports	49%	20%	2	0.40
Provider ECEM Visits	79%	60%	4	2.40
Placements with Siblings	No Data	0%	Not Scored	Not Scored
Placements within Legal County	26%	0%	Not Scored	Not Scored
<b>Well-Being Sub-Total</b>			<b>14</b>	<b>9.00</b>
<b>ILP/TLP Specialty Outcomes</b>				
Academic/Career Development	69%	100%	10	10.00
Ind Living Skills Provision	56%	0%	15	0.00
Financial Independence	42%	40%	5	2.00
Community Connections	60%	100%	5	5.00
WTLP/Life Coach	60%	0%	15	0.00
<b>Specialty Sub-Total</b>			<b>50</b>	<b>17.00</b>
*Performance calculation descriptions can be found in the FY 2017 RBWO PBP Measurements and Standards Guide.				

Monitoring &amp; Outcomes: Possible Points = 100

Points Earned = 56.05



# Performance-Based Placement Measures RBWO Provider GA+SCORECARD - ILP/TLP

Report Quarter: Q4 FY2017

<b>Score Before Incentives Credit</b>	<b>56.05%</b>
<b>Incentives Awarded</b>	<b>09.90 pts</b>
<b>PBP Verification</b>	<b>0.00 pts</b>
<b>Total Score</b>	<b>65.95%</b>

Provider/Program Name: Madi's House - Madi's House (5180) - CCI				
Program Census Information:		# Children in Care During Quarter: 4	# Placements During Quarter: 4	# Children in Care On Last Day: 4
ILP/TLP Incentive Credits	Avg Performance All ILP/TLPs (Points)	Provider Performance (%)*	Possible Points (Weight)	Provider Points Earned
No DJJ or DOC Involvement		90%	5	4.50
Extended Foster Care Services		Not Eligible	5	
Positive Permanency Connections		0%	5	0.00
High School Graduation/College Participation/Professional Certification		25%	20	5.00
Part-Time Employment with Medical Benefits		Not Eligible	20	
Living Arrangements at Discharge		Not Eligible	20	
Additional Academic Supports		20%	2	0.40
Additional IL Skills Provision		0%	5	0.00
Active Agency Accreditation		0%	4	0.00
Staff Clinical Licensure		0%	5	0.00
<b>Incentives Total</b>	<b>15.65</b>		<b>91</b>	<b>9.90</b>

\*Performance calculation descriptions can be found in the FY 2017 RBWO PBP Measurements and Standards Guide.

Child Protective Services Investigations and Dispositions		
The following investigations data, which is not used for scoring but is considered significant to a provider's performance, is from Georgia SHINES and is not considered final or complete until the end of the fiscal year.		
Total Reports:	0	
Number Screened In:	0	
Number Screened Out:	0	
Number Substantiated:	0	
Number Unsubstantiated:	0	
Number Active CPS Investigations:	0	



# Performance-Based Placement Measures RBWO Provider GA+SCORECARD - ILP/TLP

Report Quarter: Q4 FY2017

**Provider/Program Name: Mentoring Youth Services - ILP (5165) - CCI**

2031 6th Avenue, Columbus, GA 31904

Phone: 706-984-0161

Vendor ID# 144099

Quarterly Scores (Grades)

Q1: 92.75 (A-)

Q2: 23.35 (F)

Q3: 20.04 (F)

Q4: 51.04 (F)

Current Quarter Score (Grade)

51.04%

(F)

Program Census Information:

# Children in Care During Quarter: 1

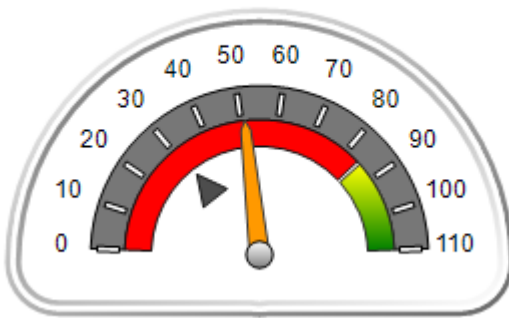
# Placements During Quarter: 1

# Children in Care On Last Day: 1

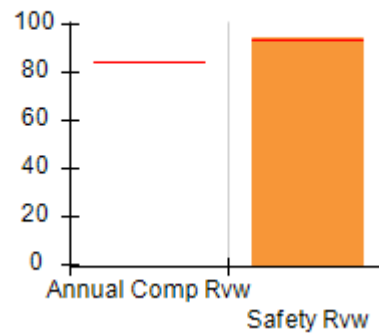
## Quarterly Provider Comparisons to All ILP/TLPs

▼ indicates average for all ILP/TLPs

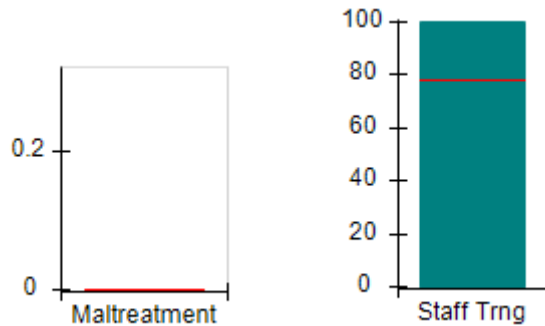
Overall Score (%)



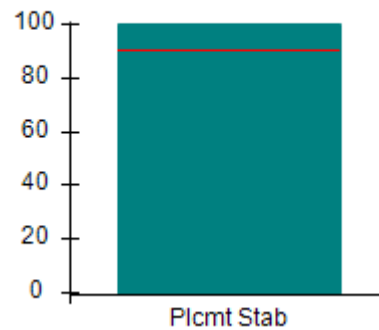
OPM Monitoring Reviews (%)



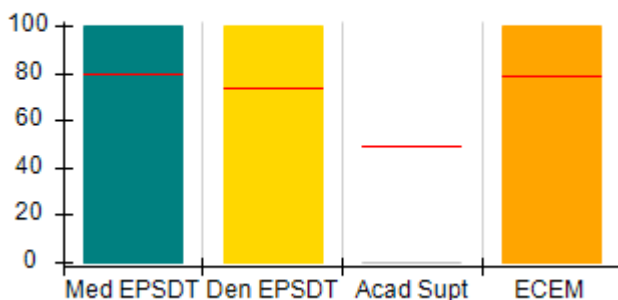
Safety Outcomes (%)



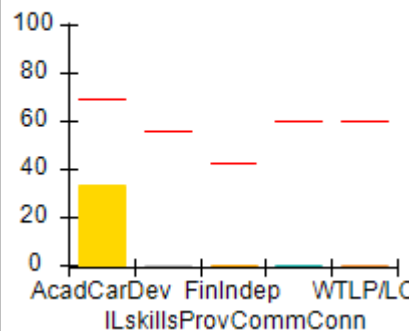
Permanency Outcomes (%)



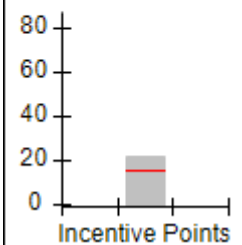
Well-Being Outcomes (%)



ILP/TLP Outcomes (%)



Incentives Earned (Points)





# Performance-Based Placement Measures

## RBWO Provider GA+SCORECARD - ILP/TLP

Report Quarter: Q4 FY2017

**Provider/Program Name: Mentoring Youth Services - ILP (5165) - CCI**

2031 6th Avenue, Columbus, GA 31904

Phone: 706-984-0161

Vendor ID# 144099

**Quarterly Scores (Grades)****Current Quarter Score (Grade)**

Q1: 92.75 (A-)

Q2: 23.35 (F)

**51.04%**

Q3: 20.04 (F)

Q4: 51.04 (F)

**(F)**

Program Census Information:

# Children in Care During Quarter: 1

# Placements During Quarter: 1

# Children in Care On Last Day: 1

Avg  
Performance All  
ILP/TLPs (%)Provider  
Performance (%)\*Possible Points  
(Weight)Provider Points  
Earned**OPM Monitoring Reviews**

Annual Comprehensive Reviews	85%	Not Yet Conducted		
Safety Reviews	94%	94%	5	4.71
<b>Monitoring Sub-Total</b>			<b>5</b>	<b>4.71</b>

**ILP/TLP Safety Outcomes**

Incidence of Maltreatment	0.00%	Not Eligible		
Staff Training	78%	100%	13	13.00
<b>Safety Sub-Total</b>			<b>13</b>	<b>13.00</b>

**ILP/TLP Permanency Outcomes**

Placement Stability	90%	100%	3	3.00
<b>Permanency Sub-Total</b>			<b>3</b>	<b>3.00</b>

**ILP/TLP Well-Being Outcomes**

EPSDT Medical Visits	79%	100%	4	4.00
EPSDT Dental Visits	74%	100%	4	4.00
Academic Supports	49%	0%	2	0.00
Provider ECEM Visits	79%	100%	4	4.00
Placements with Siblings	No Data	0%	Not Scored	Not Scored
Placements within Legal County	26%	Not Eligible	Not Scored	Not Scored
<b>Well-Being Sub-Total</b>			<b>14</b>	<b>12.00</b>

**ILP/TLP Specialty Outcomes**

Academic/Career Development	69%	33%	10	3.30
Ind Living Skills Provision	56%	0%	15	0.00
Financial Independence	42%	0%	5	0.00
Community Connections	60%	0%	5	0.00
WTLP/Life Coach	60%	0%	15	0.00
<b>Specialty Sub-Total</b>			<b>50</b>	<b>3.30</b>

\*Performance calculation descriptions can be found in the FY 2017 RBWO PBP Measurements and Standards Guide.

**Monitoring & Outcomes: Possible Points = 85****Points Earned = 36.01****Score Before Incentives Credit****42.36%**



DHS, DFCS, Office of Provider Management  
**Performance-Based Placement Measures**  
**RBWO Provider GA+SCORECARD - ILP/TLP**



Report Quarter: Q4 FY2017

Incentives Awarded	10.00 pts
PBP Verification	-1.32 pts
<b>Total Score</b>	<b>51.04%</b>

**Provider/Program Name: Mentoring Youth Services - ILP (5165) - CCI**

Program Census Information:		# Children in Care During Quarter: 1	# Placements During Quarter: 1	# Children in Care On Last Day: 1
ILP/TLP Incentive Credits	Avg Performance All ILP/TLPs (Points)	Provider Performance (%)*	Possible Points (Weight)	Provider Points Earned
No DJJ or DOC Involvement		33%	5	1.65
Extended Foster Care Services		Not Eligible	5	
Positive Permanency Connections		0%	5	0.00
High School Graduation/College Participation/Professional Certification		100%	20	20.00
Part-Time Employment with Medical Benefits		Not Eligible	20	
Living Arrangements at Discharge		Not Eligible	20	
Additional Academic Supports		0%	2	0.00
Additional IL Skills Provision		0%	5	0.00
Active Agency Accreditation		0%	4	0.00
Staff Clinical Licensure		0%	5	0.00
<b>Incentives Total</b>	<b>15.65</b>		<b>91</b>	<b>21.65</b>

\*Performance calculation descriptions can be found in the FY 2017 RBWO PBP Measurements and Standards Guide.

**Child Protective Services Investigations and Dispositions**

The following investigations data, which is not used for scoring but is considered significant to a provider's performance, is from Georgia SHINES and is not considered final or complete until the end of the fiscal year.

Total Reports:	0	
Number Screened In:	0	
Number Screened Out:	0	
Number Substantiated:	0	
Number Unsubstantiated:	0	
Number Active CPS Investigations:	0	



# Performance-Based Placement Measures RBWO Provider GA+SCORECARD - ILP/TLP

Report Quarter: Q4 FY2017

**Provider/Program Name: Murphy-Harpst Children's Centers - (Fletcher St. 2) (5230) - CCI**

740 Fletcher St., Cedartown, GA 30125

Phone: 770-748-1500

Vendor ID# 144420

## Quarterly Scores (Grades)

Q1: 75.29 (C)

Q2: 58.74 (F)

Q3: 54.54 (F)

Q4: 81.20 (B-)

## Current Quarter Score (Grade)

81.20%

(B-)

Program Census Information:

# Children in Care During Quarter: 12

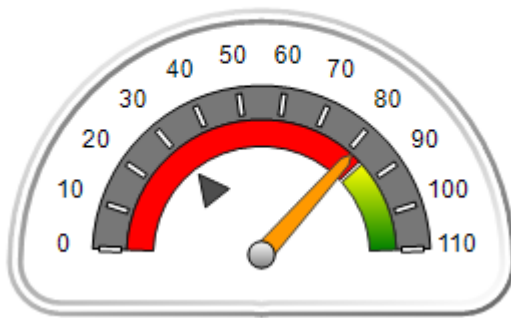
# Placements During Quarter: 12

# Children in Care On Last Day: 9

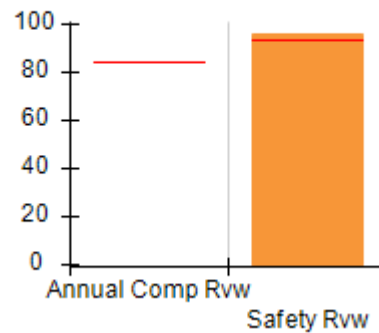
## Quarterly Provider Comparisons to All ILP/TLPs

▼ indicates average for all ILP/TLPs

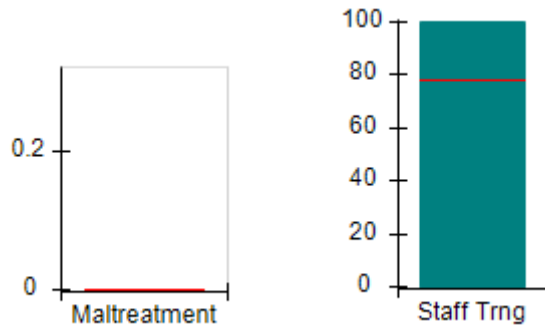
### Overall Score (%)



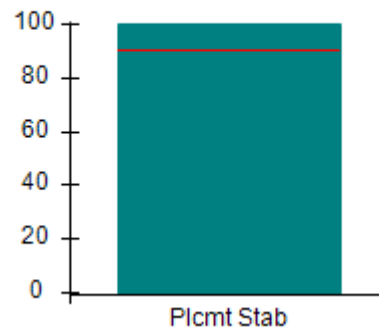
### OPM Monitoring Reviews (%)



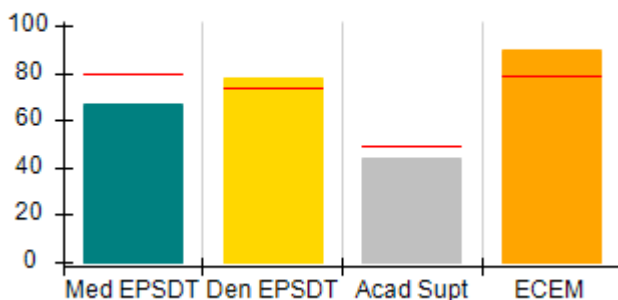
### Safety Outcomes (%)



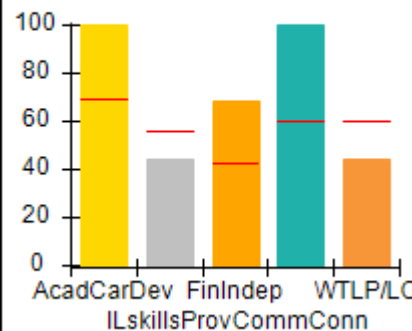
### Permanency Outcomes (%)



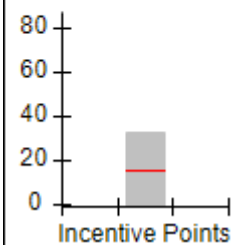
### Well-Being Outcomes (%)



### ILP/TLP Outcomes (%)



### Incentives Earned (Points)





# Performance-Based Placement Measures

## RBWO Provider GA+SCORECARD - ILP/TLP

Report Quarter: Q4 FY2017

**Provider/Program Name: Murphy-Harpst Children's Centers - (Fletcher St. 2) (5230) - CCI**

<b>740 Fletcher St., Cedartown, GA 30125</b>  <b>Phone: 770-748-1500</b>  <b>Vendor ID# 144420</b>	Quarterly Scores (Grades)		Current Quarter Score (Grade)
	Q1: 75.29 (C)	Q2: 58.74 (F)	<b>81.20%</b> <b>(B-)</b>
	Q3: 54.54 (F)	Q4: 81.20 (B-)	

Program Census Information:	# Children in Care During Quarter: 12	# Placements During Quarter: 12	# Children in Care On Last Day: 9
-----------------------------	---------------------------------------	---------------------------------	-----------------------------------

	Avg Performance All ILP/TLPs (%)	Provider Performance (%)*	Possible Points (Weight)	Provider Points Earned
--	----------------------------------	---------------------------	--------------------------	------------------------

**OPM Monitoring Reviews**

Annual Comprehensive Reviews	85%	Not Yet Conducted		
Safety Reviews	94%	96%	5	4.78
<b>Monitoring Sub-Total</b>			<b>5</b>	<b>4.78</b>

**ILP/TLP Safety Outcomes**

Incidence of Maltreatment	0.00%	No Substantiated Reports	3	3.00
Staff Training	78%	100%	10	10.00
<b>Safety Sub-Total</b>			<b>13</b>	<b>13.00</b>

**ILP/TLP Permanency Outcomes**

Placement Stability	90%	100%	3	3.00
<b>Permanency Sub-Total</b>			<b>3</b>	<b>3.00</b>

**ILP/TLP Well-Being Outcomes**

EPSDT Medical Visits	79%	67%	4	2.68
EPSDT Dental Visits	74%	78%	4	3.12
Academic Supports	49%	44%	2	0.88
Provider ECEM Visits	79%	90%	4	3.60
Placements with Siblings	No Data	0%	Not Scored	Not Scored
Placements within Legal County	26%	0%	Not Scored	Not Scored
<b>Well-Being Sub-Total</b>			<b>14</b>	<b>11.10</b>

**ILP/TLP Specialty Outcomes**

Academic/Career Development	69%	100%	10	10.00
Ind Living Skills Provision	56%	44%	15	6.60
Financial Independence	42%	68%	5	3.40
Community Connections	60%	100%	5	5.00
WTLP/Life Coach	60%	44%	15	6.60
<b>Specialty Sub-Total</b>			<b>50</b>	<b>31.60</b>

\*Performance calculation descriptions can be found in the FY 2017 RBWO PBP Measurements and Standards Guide.

<b>Monitoring &amp; Outcomes: Possible Points = 85</b>	<b>Points Earned = 63.48</b>
--	------------------------------



# Performance-Based Placement Measures RBWO Provider GA+SCORECARD - ILP/TLP

Report Quarter: Q4 FY2017

<b>Score Before Incentives Credit</b>	<b>74.68%</b>
<b>Incentives Awarded</b>	<b>10.00 pts</b>
<b>PBP Verification</b>	<b>-3.48 pts</b>
<b>Total Score</b>	<b>81.20%</b>

**Provider/Program Name: Murphy-Harpst Children's Centers - (Fletcher St. 2) (5230) - CCI**

Program Census Information:		# Children in Care During Quarter: 12	# Placements During Quarter: 12	# Children in Care On Last Day: 9
ILP/TLP Incentive Credits	Avg Performance All ILP/TLPs (Points)	Provider Performance (%)*	Possible Points (Weight)	Provider Points Earned
No DJJ or DOC Involvement		100%	5	5.00
Extended Foster Care Services		100%	5	5.00
Positive Permanency Connections		0%	5	0.00
High School Graduation/College Participation/Professional Certification		100%	20	20.00
Part-Time Employment with Medical Benefits		0%	20	0.00
Living Arrangements at Discharge		0%	20	0.00
Additional Academic Supports		24%	2	0.48
Additional IL Skills Provision		0%	5	0.00
Active Agency Accreditation		50%	4	2.00
Staff Clinical Licensure		0%	5	0.00
<b>Incentives Total</b>	<b>15.65</b>		<b>91</b>	<b>32.48</b>

\*Performance calculation descriptions can be found in the FY 2017 RBWO PBP Measurements and Standards Guide.

**Child Protective Services Investigations and Dispositions**

The following investigations data, which is not used for scoring but is considered significant to a provider's performance, is from Georgia SHINES and is not considered final or complete until the end of the fiscal year.

Total Reports:	2	
Number Screened In:	0	
Number Screened Out:	2	
Number Substantiated:	0	
Number Unsubstantiated:	0	
Number Active CPS Investigations:	0	





# Performance-Based Placement Measures RBWO Provider GA+SCORECARD - ILP/TLP

Report Quarter: Q4 FY2017

**Provider/Program Name: North Georgia Angel House - ILP (5238) - CCI**

2260 Sam Nelson Road, Canton, GA 30114

Phone: 770-479-9555

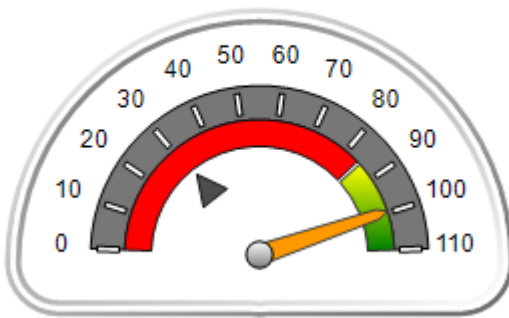
Vendor ID# 144051

	Quarterly Scores (Grades)		Current Quarter Score (Grade)
	Q1: 83.38 (B-)	Q2: 109.41 (A+)	99.52% (A+)
	Q3: 109.52 (A+)	Q4: 99.52 (A+)	
Program Census Information:	# Children in Care During Quarter: 1	# Placements During Quarter: 1	# Children in Care On Last Day: 0

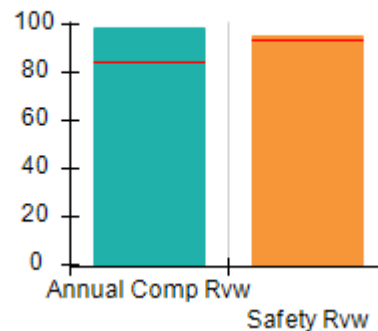
## Quarterly Provider Comparisons to All ILP/TLPs

indicates average for all ILP/TLPs

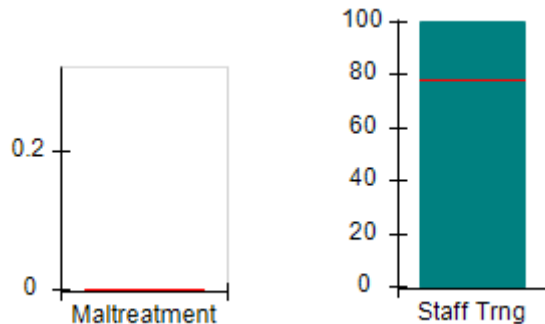
Overall Score (%)



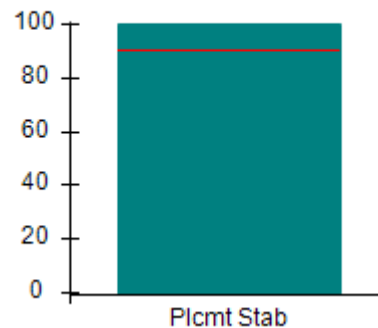
OPM Monitoring Reviews (%)



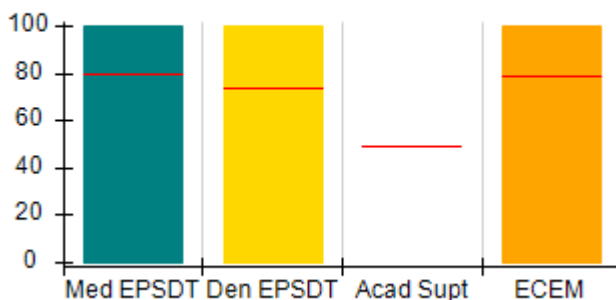
Safety Outcomes (%)



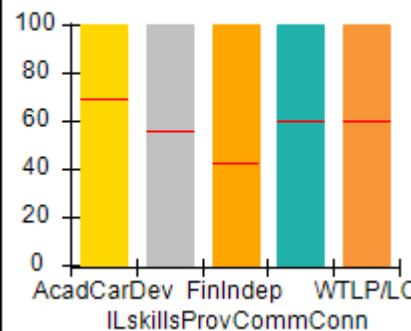
Permanency Outcomes (%)



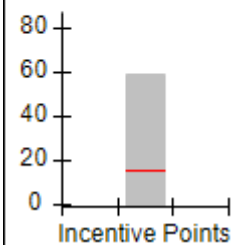
Well-Being Outcomes (%)



ILP/TLP Outcomes (%)



Incentives Earned (Points)





# Performance-Based Placement Measures

## RBWO Provider GA+SCORECARD - ILP/TLP

Report Quarter: Q4 FY2017

**Provider/Program Name: North Georgia Angel House - ILP (5238) - CCI**

2260 Sam Nelson Road, Canton, GA 30114

Phone: 770-479-9555

Vendor ID# 144051

**Quarterly Scores (Grades)****Current Quarter Score (Grade)**

Q1: 83.38 (B-)

Q2: 109.41 (A+)

**99.52%**

Q3: 109.52 (A+)

Q4: 99.52 (A+)

**(A+)**

Program Census Information:

# Children in Care During  
Quarter: 1# Placements During  
Quarter: 1# Children in Care On  
Last Day: 0Avg  
Performance All  
ILP/TLPs (%)Provider  
Performance (%)\*Possible Points  
(Weight)Provider Points  
Earned**OPM Monitoring Reviews**

Annual Comprehensive Reviews	85%	98%	15	14.77
Safety Reviews	94%	95%	5	4.75
<b>Monitoring Sub-Total</b>			<b>20</b>	<b>19.52</b>

**ILP/TLP Safety Outcomes**

Incidence of Maltreatment	0.00%	Not Eligible		
Staff Training	78%	100%	13	13.00
<b>Safety Sub-Total</b>			<b>13</b>	<b>13.00</b>

**ILP/TLP Permanency Outcomes**

Placement Stability	90%	100%	3	3.00
<b>Permanency Sub-Total</b>			<b>3</b>	<b>3.00</b>

**ILP/TLP Well-Being Outcomes**

EPSDT Medical Visits	79%	100%	4.7	4.55
EPSDT Dental Visits	74%	100%	4.7	4.55
Academic Supports	49%	Not Eligible		
Provider ECEM Visits	79%	100%	4.7	4.67
Placements with Siblings	No Data	Not Eligible	Not Scored	Not Scored
Placements within Legal County	26%	Not Eligible	Not Scored	Not Scored
<b>Well-Being Sub-Total</b>			<b>14</b>	<b>14.00</b>

**ILP/TLP Specialty Outcomes**

Academic/Career Development	69%	100%	10	10.00
Ind Living Skills Provision	56%	100%	15	15.00
Financial Independence	42%	100%	5	5.00
Community Connections	60%	100%	5	5.00
WTLP/Life Coach	60%	100%	15	15.00
<b>Specialty Sub-Total</b>			<b>50</b>	<b>50.00</b>

\*Performance calculation descriptions can be found in the FY 2017 RBWO PBP Measurements and Standards Guide.

**Monitoring & Outcomes: Possible Points = 100****Points Earned = 99.52****Score Before Incentives Credit****99.52%**



# Performance-Based Placement Measures RBWO Provider GA+SCORECARD - ILP/TLP

Report Quarter: Q4 FY2017

Incentives Awarded	10.00 pts
PBP Verification	-10.00 pts
<b>Total Score</b>	<b>99.52%</b>

**Provider/Program Name: North Georgia Angel House - ILP (5238) - CCI**

Program Census Information:		# Children in Care During Quarter: 1	# Placements During Quarter: 1	# Children in Care On Last Day: 0
ILP/TLP Incentive Credits	Avg Performance All ILP/TLPs (Points)	Provider Performance (%)*	Possible Points (Weight)	Provider Points Earned
No DJJ or DOC Involvement		100%	5	5.00
Extended Foster Care Services		Not Eligible	5	
Positive Permanency Connections		100%	5	5.00
High School Graduation/College Participation/Professional Certification		0%	20	0.00
Part-Time Employment with Medical Benefits		100%	20	20.00
Living Arrangements at Discharge		100%	20	20.00
Additional Academic Supports		Not Eligible	2	
Additional IL Skills Provision		100%	5	5.00
Active Agency Accreditation		100%	4	4.00
Staff Clinical Licensure		0%	5	0.00
<b>Incentives Total</b>	<b>15.65</b>		<b>91</b>	<b>59.00</b>

\*Performance calculation descriptions can be found in the FY 2017 RBWO PBP Measurements and Standards Guide.

**Child Protective Services Investigations and Dispositions**

The following investigations data, which is not used for scoring but is considered significant to a provider's performance, is from Georgia SHINES and is not considered final or complete until the end of the fiscal year.

Total Reports:	0	
Number Screened In:	0	
Number Screened Out:	0	
Number Substantiated:	0	
Number Unsubstantiated:	0	
Number Active CPS Investigations:	0	



# Performance-Based Placement Measures

## RBWO Provider GA+SCORECARD - ILP/TLP

Report Quarter: Q4 FY2017

**Provider/Program Name: North Georgia Angel House - TLP (5126) - CCI**

2260 Sam Nelson Road, Canton, GA 30114

Phone: 404-556-7421

Vendor ID# 108343

Program Census Information:

# Children in Care During  
Quarter: 6# Placements During  
Quarter: 6# Children in Care On Last  
Day: 4

## Quarterly Scores (Grades)

Q1: 107.44 (A+)

Q2: 98.36 (A+)

Q3: 109.48 (A+)

Q4: 89.33 (B+)

Current Quarter Score  
(Grade)

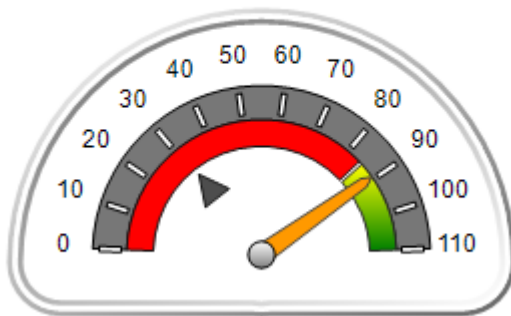
89.33%

(B+)

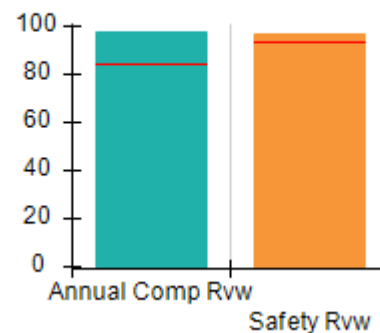
## Quarterly Provider Comparisons to All ILP/TLPs

indicates average for all ILP/TLPs

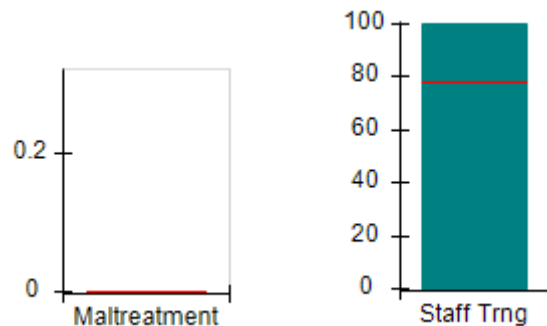
## Overall Score (%)



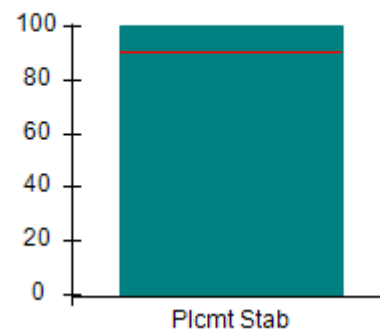
## OPM Monitoring Reviews (%)



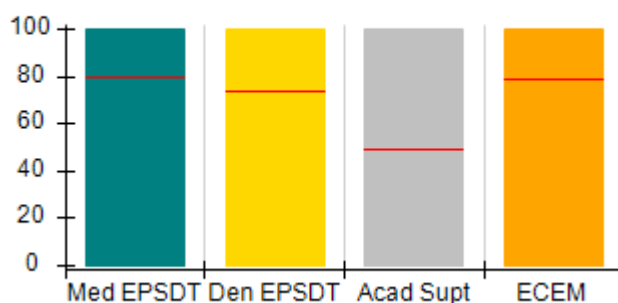
## Safety Outcomes (%)



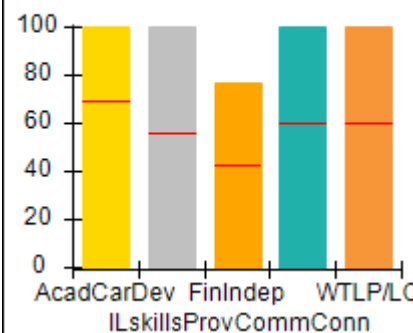
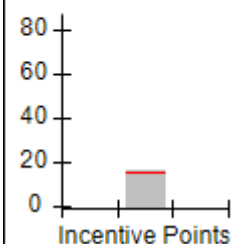
## Permanency Outcomes (%)



## Well-Being Outcomes (%)



## ILP/TLP Outcomes (%)

Incentives  
Earned  
(Points)



# Performance-Based Placement Measures RBWO Provider GA+SCORECARD - ILP/TLP

Report Quarter: Q4 FY2017

**Provider/Program Name: North Georgia Angel House - TLP (5126) - CCI**

2260 Sam Nelson Road, Canton, GA 30114

Phone: 404-556-7421

Vendor ID# 108343

**Quarterly Scores (Grades)**

Current Quarter Score (Grade)

Q1: 107.44 (A+)

Q2: 98.36 (A+)

**89.33%**

Q3: 109.48 (A+)

Q4: 89.33 (B+)

**(B+)**

Program Census Information:

# Children in Care During  
Quarter: 6# Placements During  
Quarter: 6# Children in Care On  
Last Day: 4Avg  
Performance All  
ILP/TLPs (%)Provider  
Performance (%)\*Possible Points  
(Weight)Provider Points  
Earned**OPM Monitoring Reviews**

Annual Comprehensive Reviews	85%	97%	15	14.62
Safety Reviews	94%	97%	5	4.86
<b>Monitoring Sub-Total</b>			<b>20</b>	<b>19.48</b>

**ILP/TLP Safety Outcomes**

Incidence of Maltreatment	0.00%	No Substantiated Reports	3	3.00
Staff Training	78%	100%	10	10.00
<b>Safety Sub-Total</b>			<b>13</b>	<b>13.00</b>

**ILP/TLP Permanency Outcomes**

Placement Stability	90%	100%	3	3.00
<b>Permanency Sub-Total</b>			<b>3</b>	<b>3.00</b>

**ILP/TLP Well-Being Outcomes**

EPSDT Medical Visits	79%	100%	4	4.00
EPSDT Dental Visits	74%	100%	4	4.00
Academic Supports	49%	100%	2	2.00
Provider ECEM Visits	79%	100%	4	4.00
Placements with Siblings	No Data	0%	Not Scored	Not Scored
Placements within Legal County	26%	100%	Not Scored	Not Scored
<b>Well-Being Sub-Total</b>			<b>14</b>	<b>14.00</b>

**ILP/TLP Specialty Outcomes**

Academic/Career Development	69%	100%	10	10.00
Ind Living Skills Provision	56%	100%	15	15.00
Financial Independence	42%	77%	5	3.85
Community Connections	60%	100%	5	5.00
WTLP/Life Coach	60%	100%	15	15.00
<b>Specialty Sub-Total</b>			<b>50</b>	<b>48.85</b>

\*Performance calculation descriptions can be found in the FY 2017 RBWO PBP Measurements and Standards Guide.

**Monitoring & Outcomes: Possible Points = 100****Points Earned = 98.33**



# Performance-Based Placement Measures RBWO Provider GA+SCORECARD - ILP/TLP

Report Quarter: Q4 FY2017

<b>Score Before Incentives Credit</b>	<b>98.33%</b>
<b>Incentives Awarded</b>	<b>10.00 pts</b>
<b>PBP Verification</b>	<b>-19.00 pts</b>
<b>Total Score</b>	<b>89.33%</b>

Provider/Program Name: North Georgia Angel House - TLP (5126) - CCI				
Program Census Information:		# Children in Care During Quarter: 6	# Placements During Quarter: 6	# Children in Care On Last Day: 4
ILP/TLP Incentive Credits	Avg Performance All ILP/TLPs (Points)	Provider Performance (%)*	Possible Points (Weight)	Provider Points Earned
No DJJ or DOC Involvement		100%	5	5.00
Extended Foster Care Services		Not Eligible	5	
Positive Permanency Connections		50%	5	2.50
High School Graduation/College Participation/Professional Certification		0%	20	0.00
Part-Time Employment with Medical Benefits		0%	20	0.00
Living Arrangements at Discharge		0%	20	0.00
Additional Academic Supports		100%	2	2.00
Additional IL Skills Provision		100%	5	5.00
Active Agency Accreditation		50%	4	2.00
Staff Clinical Licensure		0%	5	0.00
<b>Incentives Total</b>	<b>15.65</b>		<b>91</b>	<b>16.50</b>

\*Performance calculation descriptions can be found in the FY 2017 RBWO PBP Measurements and Standards Guide.

Child Protective Services Investigations and Dispositions		
The following investigations data, which is not used for scoring but is considered significant to a provider's performance, is from Georgia SHINES and is not considered final or complete until the end of the fiscal year.		
Total Reports:	0	
Number Screened In:	0	
Number Screened Out:	0	
Number Substantiated:	0	
Number Unsubstantiated:	0	
Number Active CPS Investigations:	0	



# Performance-Based Placement Measures RBWO Provider GA+SCORECARD - ILP/TLP

Report Quarter: Q4 FY2017

**Provider/Program Name: Northstar Transition - (5252) - CCI**

28 Carpenter Lane, Dahlonega, GA 30533

Phone: 770-364-9319

Vendor ID# 150681

Program Census Information:

Quarterly Scores (Grades)

Current Quarter Score (Grade)

Q1: (N/A)

Q2: (N/A)

100.00%

Q3: (N/A)

Q4: 100.00 (A+)

(A+)

# Children in Care During Quarter: 1

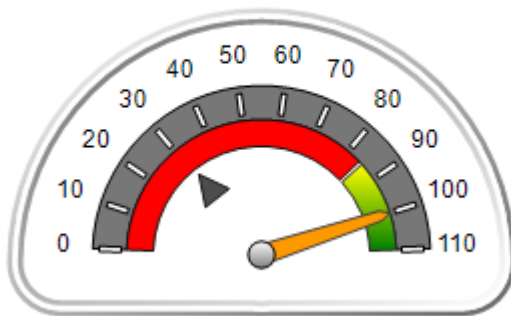
# Placements During Quarter: 1

# Children in Care On Last Day: 1

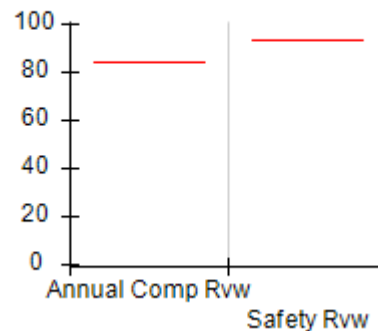
## Quarterly Provider Comparisons to All ILP/TLPs

▼ indicates average for all ILP/TLPs

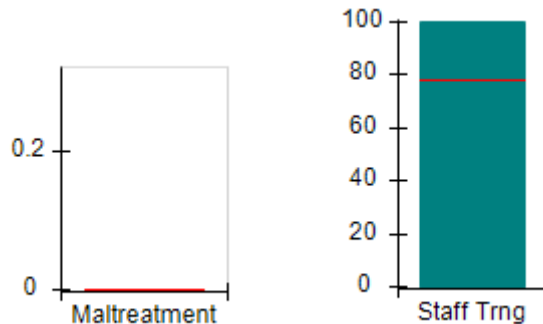
Overall Score (%)



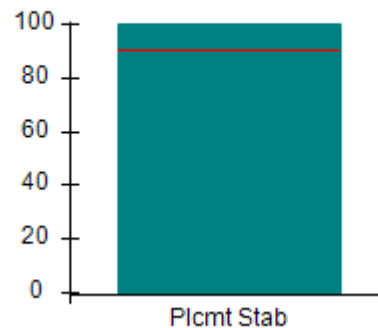
OPM Monitoring Reviews (%)



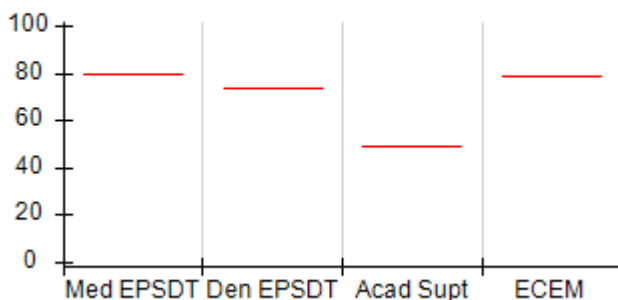
Safety Outcomes (%)



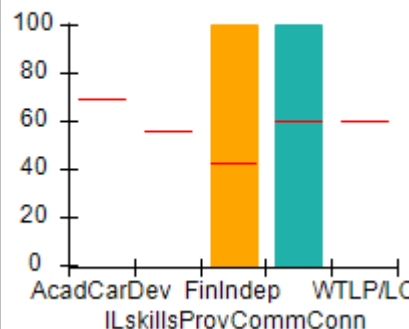
Permanency Outcomes (%)



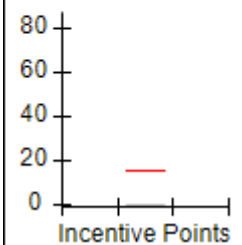
Well-Being Outcomes (%)



ILP/TLP Outcomes (%)



Incentives Earned (Points)







# Performance-Based Placement Measures RBWO Provider GA+SCORECARD - ILP/TLP

Report Quarter: Q4 FY2017

**Provider/Program Name: Northstar Transition - (5252) - CCI**

28 Carpenter Lane, Dahlonega, GA 30533

Phone: 770-364-9319

Vendor ID# 150681

**Quarterly Scores (Grades)**
**Current Quarter Score  
(Grade)**

Q1: (N/A)

Q2: (N/A)

100.00%

Q3: (N/A)

Q4: 100.00 (A+)

(A+)

Program Census Information:

# Children in Care During  
Quarter: 1# Placements During  
Quarter: 1# Children in Care On  
Last Day: 1
**Avg  
Performance All  
ILP/TLPs (%)**
**Provider  
Performance (%)\***
**Possible Points  
(Weight)**
**Provider Points  
Earned**
**OPM Monitoring Reviews**

Annual Comprehensive Reviews	85%	Not Yet Conducted		
Safety Reviews	94%	Not Yet Conducted		
<b>Monitoring Sub-Total</b>				<b>0.00</b>

**ILP/TLP Safety Outcomes**

Incidence of Maltreatment	0.00%	No Substantiated Reports	3	3.00
Staff Training	78%	100%	10	10.00
<b>Safety Sub-Total</b>			<b>13</b>	<b>13.00</b>

**ILP/TLP Permanency Outcomes**

Placement Stability	90%	100%	3	3.00
<b>Permanency Sub-Total</b>			<b>3</b>	<b>3.00</b>

**ILP/TLP Well-Being Outcomes**

EPSDT Medical Visits	79%	Not Eligible		
EPSDT Dental Visits	74%	Not Eligible		
Academic Supports	49%	Not Eligible		
Provider ECEM Visits	79%	Not Eligible		
Placements with Siblings	No Data	Not Eligible	Not Scored	Not Scored
Placements within Legal County	26%	0%	Not Scored	Not Scored
<b>Well-Being Sub-Total</b>			<b>N/A</b>	

**ILP/TLP Specialty Outcomes**

Academic/Career Development	69%	Not Eligible		
Ind Living Skills Provision	56%	Not Eligible		
Financial Independence	42%	100%	25	25.00
Community Connections	60%	100%	25	25.00
WTLP/Life Coach	60%	Not Eligible		
<b>Specialty Sub-Total</b>			<b>50</b>	<b>50.00</b>

\*Performance calculation descriptions can be found in the FY 2017 RBWO PBP Measurements and Standards Guide.

**Monitoring & Outcomes: Possible Points = 66**
**Points Earned = 66.00**





# Performance-Based Placement Measures RBWO Provider GA+SCORECARD - ILP/TLP

Report Quarter: Q4 FY2017

<b>Score Before Incentives Credit</b>	<b>100.00%</b>
<b>Incentives Awarded</b>	<b>00.00 pts</b>
<b>PBP Verification</b>	<b>N/A pts</b>
<b>Total Score</b>	<b>100.00%</b>

Provider/Program Name: Northstar Transition - (5252) - CCI				
Program Census Information:		# Children in Care During Quarter: 1	# Placements During Quarter: 1	# Children in Care On Last Day: 1
ILP/TLP Incentive Credits	Avg Performance All ILP/TLPs (Points)	Provider Performance (%)*	Possible Points (Weight)	Provider Points Earned
No DJJ or DOC Involvement		Not Eligible	5	
Extended Foster Care Services		Not Eligible	5	
Positive Permanency Connections		Not Eligible	5	
High School Graduation/College Participation/Professional Certification		Not Eligible	20	
Part-Time Employment with Medical Benefits		Not Eligible	20	
Living Arrangements at Discharge		Not Eligible	20	
Additional Academic Supports		Not Eligible	2	
Additional IL Skills Provision		Not Eligible	5	
Active Agency Accreditation		0%	4	0.00
Staff Clinical Licensure		0%	5	0.00
<b>Incentives Total</b>	<b>15.65</b>		<b>91</b>	<b>0.00</b>

\*Performance calculation descriptions can be found in the FY 2017 RBWO PBP Measurements and Standards Guide.

Child Protective Services Investigations and Dispositions		
The following investigations data, which is not used for scoring but is considered significant to a provider's performance, is from Georgia SHINES and is not considered final or complete until the end of the fiscal year.		
Total Reports:	0	
Number Screened In:	0	
Number Screened Out:	0	
Number Substantiated:	0	
Number Unsubstantiated:	0	
Number Active CPS Investigations:	0	



# Performance-Based Placement Measures RBWO Provider GA+SCORECARD - ILP/TLP

Report Quarter: Q4 FY2017

**Provider/Program Name: Positive Growth - Clarkston ILP (5239) - CCI**

977 Smith St., Clarkston, GA 30021

Phone: 404-292-6420

Vendor ID# 143219

## Quarterly Scores (Grades)

Q1: 00.00 (F)

Q2: 46.50 (F)

Q3: 25.42 (F)

Q4: 69.18 (D+)

## Current Quarter Score (Grade)

**69.18%**

**(D+)**

Program Census Information:

# Children in Care During Quarter: 3

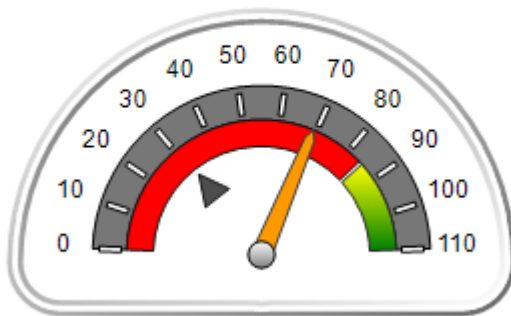
# Placements During Quarter: 3

# Children in Care On Last Day: 3

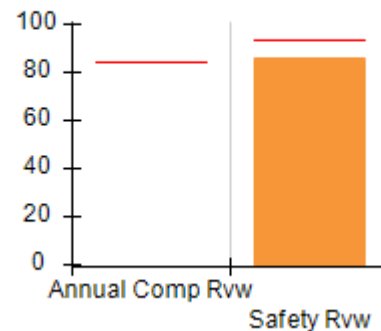
## Quarterly Provider Comparisons to All ILP/TLPs

▼ indicates average for all ILP/TLPs

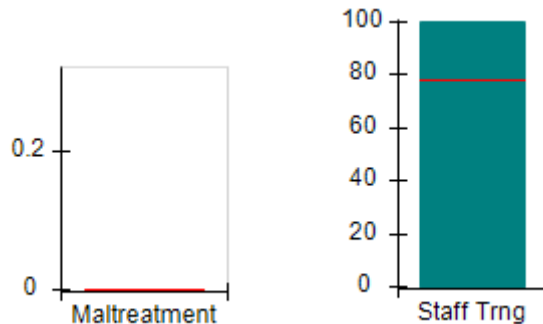
### Overall Score (%)



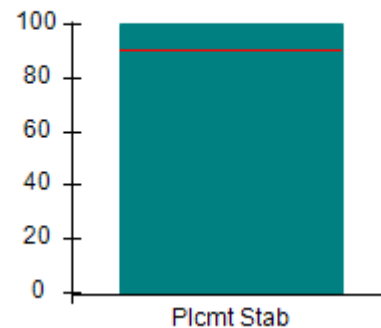
### OPM Monitoring Reviews (%)



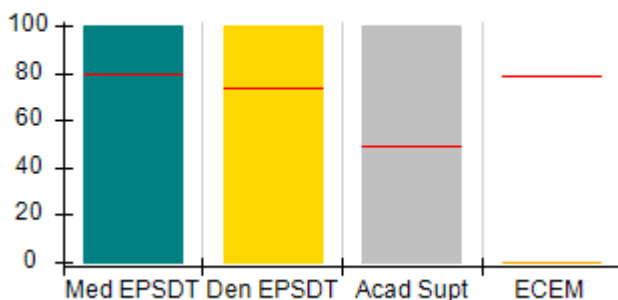
### Safety Outcomes (%)



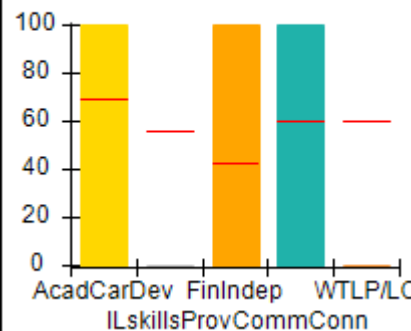
### Permanency Outcomes (%)



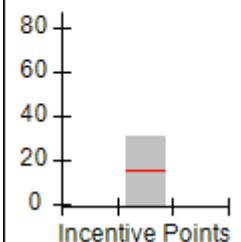
### Well-Being Outcomes (%)



### ILP/TLP Outcomes (%)



### Incentives Earned (Points)





# Performance-Based Placement Measures

## RBWO Provider GA+SCORECARD - ILP/TLP

Report Quarter: Q4 FY2017

**Provider/Program Name: Positive Growth - Clarkston ILP (5239) - CCI**

977 Smith St., Clarkston, GA 30021

Phone: 404-292-6420

Vendor ID# 143219

**Quarterly Scores (Grades)****Current Quarter Score (Grade)**

Q1: 00.00 (F)

Q2: 46.50 (F)

**69.18%**

Q3: 25.42 (F)

Q4: 69.18 (D+)

**(D+)**

Program Census Information:

# Children in Care During Quarter: 3

# Placements During Quarter: 3

# Children in Care On Last Day: 3

Avg  
Performance All  
ILP/TLPs (%)Provider  
Performance (%)\*Possible Points  
(Weight)Provider Points  
Earned**OPM Monitoring Reviews**

Annual Comprehensive Reviews	85%	Not Yet Conducted		
Safety Reviews	94%	86%	5	4.30
<b>Monitoring Sub-Total</b>			<b>5</b>	<b>4.30</b>

**ILP/TLP Safety Outcomes**

Incidence of Maltreatment	0.00%	Not Eligible		
Staff Training	78%	100%	13	13.00
<b>Safety Sub-Total</b>			<b>13</b>	<b>13.00</b>

**ILP/TLP Permanency Outcomes**

Placement Stability	90%	100%	3	3.00
<b>Permanency Sub-Total</b>			<b>3</b>	<b>3.00</b>

**ILP/TLP Well-Being Outcomes**

EPSDT Medical Visits	79%	100%	4	4.00
EPSDT Dental Visits	74%	100%	4	4.00
Academic Supports	49%	100%	2	2.00
Provider ECEM Visits	79%	0%	4	0.00
Placements with Siblings	No Data	0%	Not Scored	Not Scored
Placements within Legal County	26%	100%	Not Scored	Not Scored
<b>Well-Being Sub-Total</b>			<b>14</b>	<b>10.00</b>

**ILP/TLP Specialty Outcomes**

Academic/Career Development	69%	100%	10	10.00
Ind Living Skills Provision	56%	0%	15	0.00
Financial Independence	42%	100%	5	5.00
Community Connections	60%	100%	5	5.00
WTLP/Life Coach	60%	0%	15	0.00
<b>Specialty Sub-Total</b>			<b>50</b>	<b>20.00</b>

\*Performance calculation descriptions can be found in the FY 2017 RBWO PBP Measurements and Standards Guide.

**Monitoring & Outcomes: Possible Points = 85****Points Earned = 50.30****Score Before Incentives Credit****59.18%**

**Performance-Based Placement Measures**  
**RBWO Provider GA+SCORECARD - ILP/TLP**

Report Quarter: Q4 FY2017

Incentives Awarded	10.00 pts
PBP Verification	N/A pts
<b>Total Score</b>	<b>69.18%</b>

**Provider/Program Name: Positive Growth - Clarkston ILP (5239) - CCI**

Program Census Information:		# Children in Care During Quarter: 3	# Placements During Quarter: 3	# Children in Care On Last Day: 3
ILP/TLP Incentive Credits	Avg Performance All ILP/TLPs (Points)	Provider Performance (%)*	Possible Points (Weight)	Provider Points Earned
No DJJ or DOC Involvement		100%	5	5.00
Extended Foster Care Services		Not Eligible	5	
Positive Permanency Connections		Not Eligible	5	
High School Graduation/College Participation/Professional Certification		100%	20	20.00
Part-Time Employment with Medical Benefits		Not Eligible	20	
Living Arrangements at Discharge		Not Eligible	20	
Additional Academic Supports		100%	2	2.00
Additional IL Skills Provision		0%	5	0.00
Active Agency Accreditation		100%	4	4.00
Staff Clinical Licensure		0%	5	0.00
<b>Incentives Total</b>	<b>15.65</b>		<b>91</b>	<b>31.00</b>

\*Performance calculation descriptions can be found in the FY 2017 RBWO PBP Measurements and Standards Guide.

**Child Protective Services Investigations and Dispositions**

The following investigations data, which is not used for scoring but is considered significant to a provider's performance, is from Georgia SHINES and is not considered final or complete until the end of the fiscal year.

Total Reports:	0	
Number Screened In:	0	
Number Screened Out:	0	
Number Substantiated:	0	
Number Unsubstantiated:	0	
Number Active CPS Investigations:	0	



# Performance-Based Placement Measures RBWO Provider GA+SCORECARD - ILP/TLP

Report Quarter: Q4 FY2017

**Provider/Program Name: Positive Growth - Ponce de Leon Ave. II - TLP (955) - CCI**

 4050 East Ponce de Leon Avenue, Clarkston,  
 GA 30021

Phone: 404 292-6420

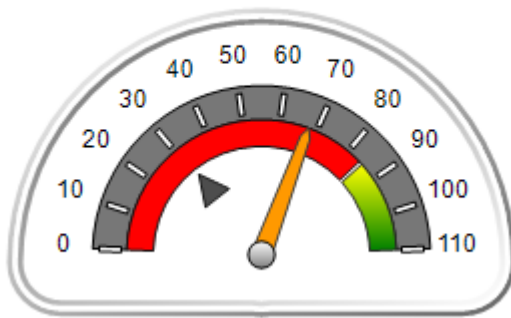
Vendor ID# 71783

	Quarterly Scores (Grades)		Current Quarter Score (Grade)
	Q1: 69.56 (D+)	Q2: 76.40 (C)	67.79% (D+)
	Q3: 66.72 (D)	Q4: 67.79 (D+)	
Program Census Information:	# Children in Care During Quarter: 8	# Placements During Quarter: 8	# Children in Care On Last Day: 6

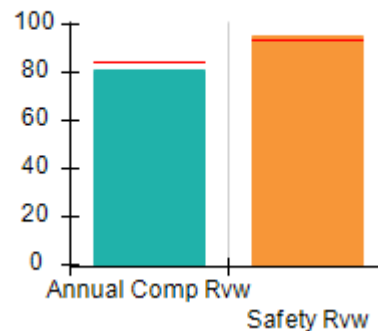
## Quarterly Provider Comparisons to All ILP/TLPs

indicates average for all ILP/TLPs

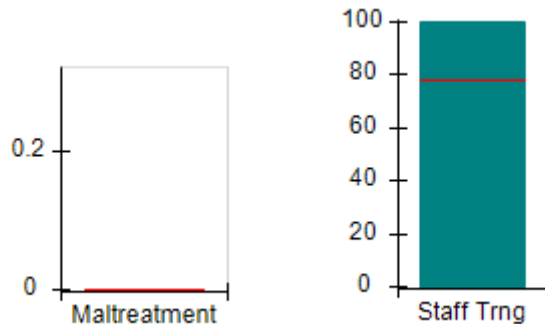
Overall Score (%)



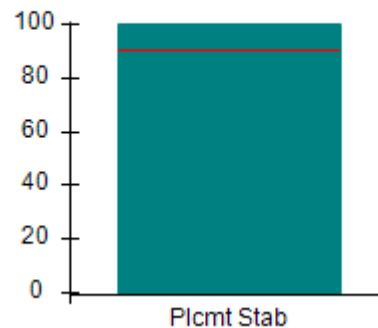
OPM Monitoring Reviews (%)



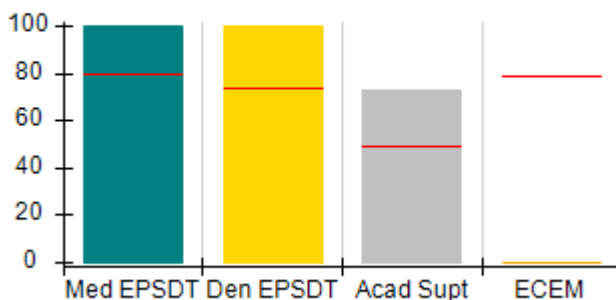
Safety Outcomes (%)



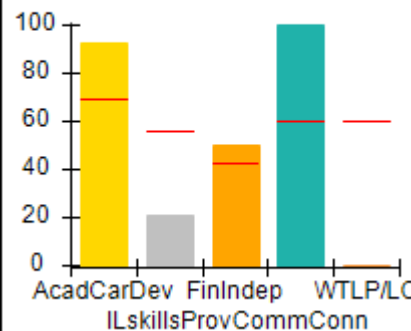
Permanency Outcomes (%)



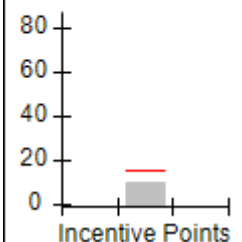
Well-Being Outcomes (%)



ILP/TLP Outcomes (%)



Incentives Earned (Points)





# Performance-Based Placement Measures

## RBWO Provider GA+SCORECARD - ILP/TLP

Report Quarter: Q4 FY2017

Provider/Program Name: Positive Growth - Ponce de Leon Ave. II - TLP (955) - CCI				
<b>4050 East Ponce de Leon Avenue, Clarkston, GA 30021</b> <b>Phone: 404 292-6420</b> <b>Vendor ID# 71783</b>		Quarterly Scores (Grades)		Current Quarter Score (Grade)
		Q1: 69.56 (D+)	Q2: 76.40 (C)	<b>67.79%</b> <b>(D+)</b>
		Q3: 66.72 (D)	Q4: 67.79 (D+)	
Program Census Information:		# Children in Care During Quarter: 8	# Placements During Quarter: 8	# Children in Care On Last Day: 6
	Avg Performance All ILP/TLPs (%)	Provider Performance (%)*	Possible Points (Weight)	Provider Points Earned
<b>OPM Monitoring Reviews</b>				
Annual Comprehensive Reviews	85%	81%	15	12.13
Safety Reviews	94%	95%	5	4.77
<b>Monitoring Sub-Total</b>			<b>20</b>	<b>16.90</b>
<b>ILP/TLP Safety Outcomes</b>				
Incidence of Maltreatment	0.00%	No Substantiated Reports	3	3.00
Staff Training	78%	100%	10	10.00
<b>Safety Sub-Total</b>			<b>13</b>	<b>13.00</b>
<b>ILP/TLP Permanency Outcomes</b>				
Placement Stability	90%	100%	3	3.00
<b>Permanency Sub-Total</b>			<b>3</b>	<b>3.00</b>
<b>ILP/TLP Well-Being Outcomes</b>				
EPSDT Medical Visits	79%	100%	4	4.00
EPSDT Dental Visits	74%	100%	4	4.00
Academic Supports	49%	73%	2	1.46
Provider ECEM Visits	79%	0%	4	0.00
Placements with Siblings	No Data	30%	Not Scored	Not Scored
Placements within Legal County	26%	100%	Not Scored	Not Scored
<b>Well-Being Sub-Total</b>			<b>14</b>	<b>10.00</b>
<b>ILP/TLP Specialty Outcomes</b>				
Academic/Career Development	69%	93%	10	9.30
Ind Living Skills Provision	56%	21%	15	3.15
Financial Independence	42%	50%	5	2.50
Community Connections	60%	100%	5	5.00
WTLP/Life Coach	60%	0%	15	0.00
<b>Specialty Sub-Total</b>			<b>50</b>	<b>19.95</b>
*Performance calculation descriptions can be found in the FY 2017 RBWO PBP Measurements and Standards Guide.				

Monitoring &amp; Outcomes: Possible Points = 100

Points Earned = 62.85



# Performance-Based Placement Measures RBWO Provider GA+SCORECARD - ILP/TLP

Report Quarter: Q4 FY2017

<b>Score Before Incentives Credit</b>	<b>62.85%</b>
<b>Incentives Awarded</b>	<b>09.94 pts</b>
<b>PBP Verification</b>	<b>-5.00 pts</b>
<b>Total Score</b>	<b>67.79%</b>

**Provider/Program Name: Positive Growth - Ponce de Leon Ave. II - TLP (955) - CCI**

Program Census Information:		# Children in Care During Quarter: 8	# Placements During Quarter: 8	# Children in Care On Last Day: 6
ILP/TLP Incentive Credits	Avg Performance All ILP/TLPs (Points)	Provider Performance (%)*	Possible Points (Weight)	Provider Points Earned
No DJJ or DOC Involvement		57%	5	2.85
Extended Foster Care Services		Not Eligible	5	
Positive Permanency Connections		0%	5	0.00
High School Graduation/College Participation/Professional Certification		17%	20	3.40
Part-Time Employment with Medical Benefits		0%	20	0.00
Living Arrangements at Discharge		0%	20	0.00
Additional Academic Supports		67%	2	1.34
Additional IL Skills Provision		7%	5	0.35
Active Agency Accreditation		50%	4	2.00
Staff Clinical Licensure		0%	5	0.00
<b>Incentives Total</b>	<b>15.65</b>		<b>91</b>	<b>9.94</b>

\*Performance calculation descriptions can be found in the FY 2017 RBWO PBP Measurements and Standards Guide.

**Child Protective Services Investigations and Dispositions**

The following investigations data, which is not used for scoring but is considered significant to a provider's performance, is from Georgia SHINES and is not considered final or complete until the end of the fiscal year.

Total Reports:	0	
Number Screened In:	0	
Number Screened Out:	0	
Number Substantiated:	0	
Number Unsubstantiated:	0	
Number Active CPS Investigations:	0	



# Performance-Based Placement Measures RBWO Provider GA+SCORECARD - ILP/TLP

Report Quarter: Q4 FY2017

**Provider/Program Name: Raintree Village - Teen Development (4586) - CCI**

3757 Johnston Rd., Valdosta, GA 31601

Phone: 229-559-5944

Vendor ID# 53074

## Quarterly Scores (Grades)

## Current Quarter Score (Grade)

Q1: 102.00 (A+)

Q2: 100.00 (A+)

100.00%

Q3: 100.00 (A+)

Q4: 100.00 (A+)

(A+)

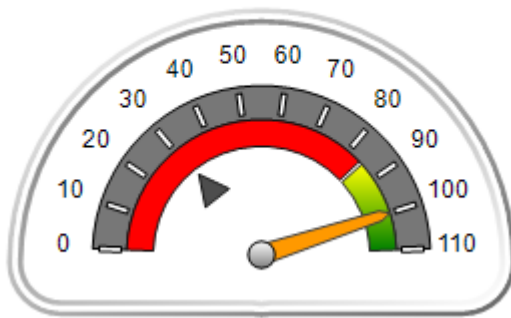
Program Census Information:

# Children in Care During  
Quarter: 0# Placements During  
Quarter: 0# Children in Care On Last  
Day: 0

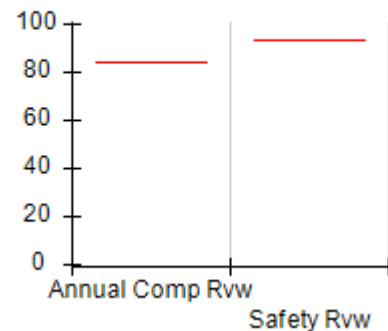
## Quarterly Provider Comparisons to All ILP/TLPs

indicates average for all ILP/TLPs

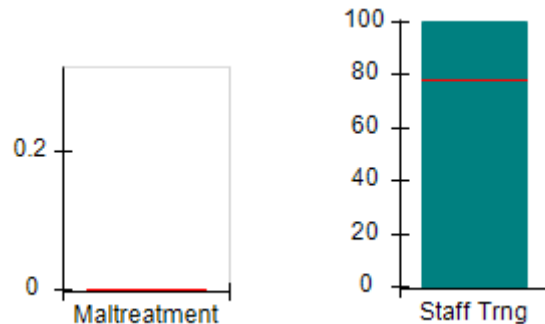
## Overall Score (%)



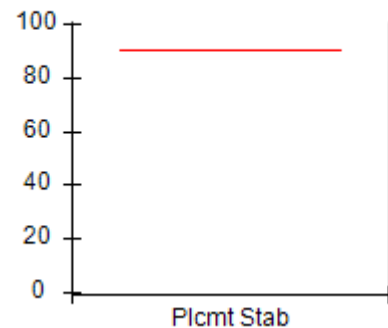
## OPM Monitoring Reviews (%)



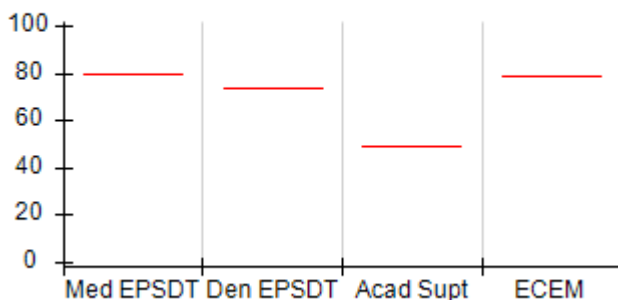
## Safety Outcomes (%)



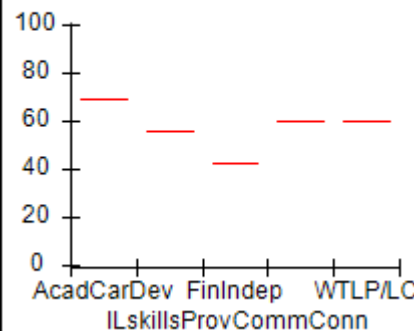
## Permanency Outcomes (%)



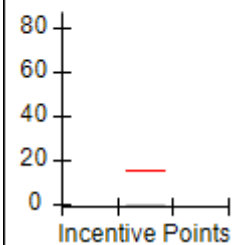
## Well-Being Outcomes (%)



## ILP/TLP Outcomes (%)



## Incentives Earned (Points)







# Performance-Based Placement Measures RBWO Provider GA+SCORECARD - ILP/TLP

Report Quarter: Q4 FY2017

**Provider/Program Name: Raintree Village - Teen Development (4586) - CCI**

3757 Johnston Rd., Valdosta, GA 31601

Phone: 229-559-5944

Vendor ID# 53074

**Quarterly Scores (Grades)**
**Current Quarter Score  
(Grade)**

Q1: 102.00 (A+)

Q2: 100.00 (A+)

100.00%

Q3: 100.00 (A+)

Q4: 100.00 (A+)

(A+)

Program Census Information:

# Children in Care During  
Quarter: 0# Placements During  
Quarter: 0# Children in Care On  
Last Day: 0
**Avg  
Performance All  
ILP/TLPs (%)**
**Provider  
Performance (%)\***
**Possible Points  
(Weight)**
**Provider Points  
Earned**
**OPM Monitoring Reviews**

Annual Comprehensive Reviews	85%	Not Yet Conducted		
Safety Reviews	94%	Not Yet Conducted		
<b>Monitoring Sub-Total</b>				<b>0.00</b>

**ILP/TLP Safety Outcomes**

Incidence of Maltreatment	0.00%	Not Eligible		
Staff Training	78%	100%	13	13.00
<b>Safety Sub-Total</b>			<b>13</b>	<b>13.00</b>

**ILP/TLP Permanency Outcomes**

Placement Stability	90%	Not Eligible		
<b>Permanency Sub-Total</b>			<b>N/A</b>	

**ILP/TLP Well-Being Outcomes**

EPSDT Medical Visits	79%	Not Eligible		
EPSDT Dental Visits	74%	Not Eligible		
Academic Supports	49%	Not Eligible		
Provider ECEM Visits	79%	Not Eligible		
Placements with Siblings	No Data	Not Eligible	Not Scored	Not Scored
Placements within Legal County	26%	Not Eligible	Not Scored	Not Scored
<b>Well-Being Sub-Total</b>			<b>N/A</b>	

**ILP/TLP Specialty Outcomes**

Academic/Career Development	69%	Not Eligible		
Ind Living Skills Provision	56%	Not Eligible		
Financial Independence	42%	Not Eligible		
Community Connections	60%	Not Eligible		
WTLP/Life Coach	60%	Not Eligible		
<b>Specialty Sub-Total</b>			<b>N/A</b>	

\*Performance calculation descriptions can be found in the FY 2017 RBWO PBP Measurements and Standards Guide.

**Monitoring & Outcomes: Possible Points = 13**
**Points Earned = 13.00**
**Score Before Incentives Credit**
**100.00%**

**Performance-Based Placement Measures**  
**RBWO Provider GA+SCORECARD - ILP/TLP**

Report Quarter: Q4 FY2017

Incentives Awarded	00.00 pts
PBP Verification	N/A pts
<b>Total Score</b>	<b>100.00%</b>

**Provider/Program Name: Raintree Village - Teen Development (4586) - CCI**

Program Census Information:		# Children in Care During Quarter: 0	# Placements During Quarter: 0	# Children in Care On Last Day: 0
ILP/TLP Incentive Credits	Avg Performance All ILP/TLPs (Points)	Provider Performance (%)*	Possible Points (Weight)	Provider Points Earned
No DJJ or DOC Involvement		Not Eligible	5	
Extended Foster Care Services		Not Eligible	5	
Positive Permanency Connections		Not Eligible	5	
High School Graduation/College Participation/Professional Certification		Not Eligible	20	
Part-Time Employment with Medical Benefits		Not Eligible	20	
Living Arrangements at Discharge		Not Eligible	20	
Additional Academic Supports		Not Eligible	2	
Additional IL Skills Provision		Not Eligible	5	
Active Agency Accreditation		0%	4	0.00
Staff Clinical Licensure		0%	5	0.00
<b>Incentives Total</b>	<b>15.65</b>		<b>91</b>	<b>0.00</b>

\*Performance calculation descriptions can be found in the FY 2017 RBWO PBP Measurements and Standards Guide.

**Child Protective Services Investigations and Dispositions**

The following investigations data, which is not used for scoring but is considered significant to a provider's performance, is from Georgia SHINES and is not considered final or complete until the end of the fiscal year.

Total Reports:	0	
Number Screened In:	0	
Number Screened Out:	0	
Number Substantiated:	0	
Number Unsubstantiated:	0	
Number Active CPS Investigations:	0	



# Performance-Based Placement Measures RBWO Provider GA+SCORECARD - ILP/TLP

Report Quarter: Q4 FY2017

**Provider/Program Name: RMB Hospitality - Morrow (5243) - CCI**

5651 Handley Blvd, Morrow, GA 30260

Phone: 706-366-9316

Vendor ID# 143424

## Quarterly Scores (Grades)

Q1: 31.06 (F)

Q2: 40.06 (F)

Q3: 40.42 (F)

Q4: 62.32 (D-)

## Current Quarter Score (Grade)

62.32%

(D-)

Program Census Information:

# Children in Care During  
Quarter: 1

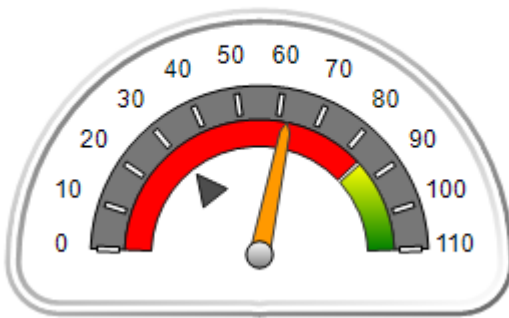
# Placements During  
Quarter: 1

# Children in Care On Last  
Day: 1

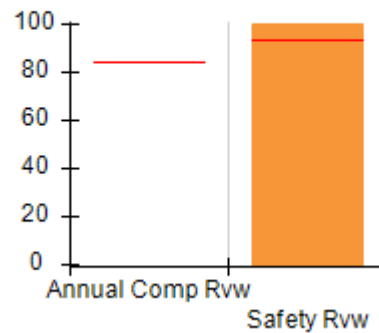
## Quarterly Provider Comparisons to All ILP/TLPs

▼ indicates average for all ILP/TLPs

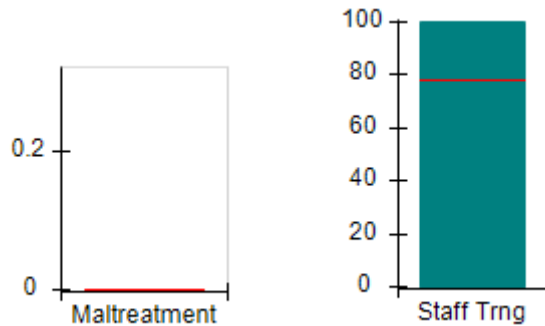
### Overall Score (%)



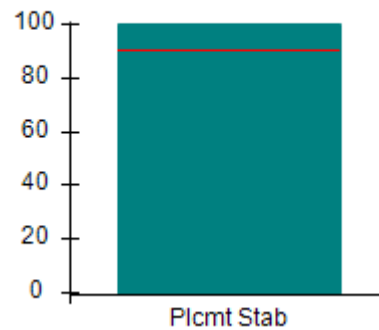
### OPM Monitoring Reviews (%)



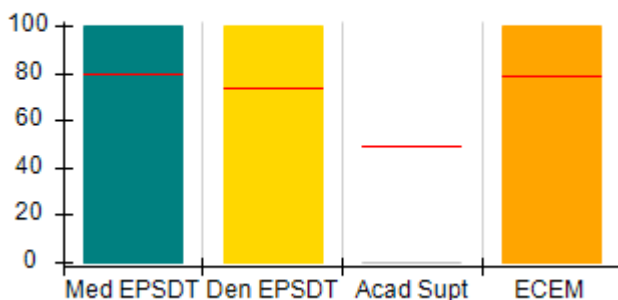
### Safety Outcomes (%)



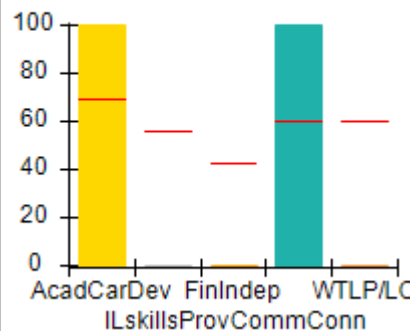
### Permanency Outcomes (%)



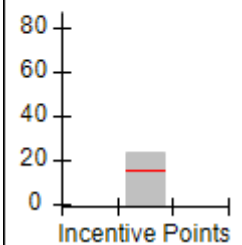
### Well-Being Outcomes (%)



### ILP/TLP Outcomes (%)



### Incentives Earned (Points)





# Performance-Based Placement Measures RBWO Provider GA+SCORECARD - ILP/TLP

Report Quarter: Q4 FY2017

**Provider/Program Name: RMB Hospitality - Morrow (5243) - CCI**

5651 Handley Blvd, Morrow, GA 30260

Phone: 706-366-9316

Vendor ID# 143424

**Quarterly Scores (Grades)**
**Current Quarter Score (Grade)**

Q1: 31.06 (F)

Q2: 40.06 (F)

62.32%

Q3: 40.42 (F)

Q4: 62.32 (D-)

(D-)

Program Census Information:

# Children in Care During Quarter: 1

# Placements During Quarter: 1

# Children in Care On Last Day: 1

**Avg  
Performance All  
ILP/TLPs (%)**
**Provider  
Performance (%)\***
**Possible Points  
(Weight)**
**Provider Points  
Earned**
**OPM Monitoring Reviews**

Annual Comprehensive Reviews	85%	Not Yet Conducted		
Safety Reviews	94%	100%	5	5.00
<b>Monitoring Sub-Total</b>			<b>5</b>	<b>5.00</b>

**ILP/TLP Safety Outcomes**

Incidence of Maltreatment	0.00%	Not Eligible		
Staff Training	78%	100%	13	13.00
<b>Safety Sub-Total</b>			<b>13</b>	<b>13.00</b>

**ILP/TLP Permanency Outcomes**

Placement Stability	90%	100%	3	3.00
<b>Permanency Sub-Total</b>			<b>3</b>	<b>3.00</b>

**ILP/TLP Well-Being Outcomes**

EPSDT Medical Visits	79%	100%	4	4.00
EPSDT Dental Visits	74%	100%	4	4.00
Academic Supports	49%	0%	2	0.00
Provider ECEM Visits	79%	100%	4	4.00
Placements with Siblings	No Data	Not Eligible	Not Scored	Not Scored
Placements within Legal County	26%	Not Eligible	Not Scored	Not Scored
<b>Well-Being Sub-Total</b>			<b>14</b>	<b>14.00</b>

**ILP/TLP Specialty Outcomes**

Academic/Career Development	69%	100%	10	10.00
Ind Living Skills Provision	56%	0%	15	0.00
Financial Independence	42%	0%	5	0.00
Community Connections	60%	100%	5	5.00
WTLP/Life Coach	60%	0%	15	0.00
<b>Specialty Sub-Total</b>			<b>50</b>	<b>15.00</b>

\*Performance calculation descriptions can be found in the FY 2017 RBWO PBP Measurements and Standards Guide.

**Monitoring & Outcomes: Possible Points = 85**
**Points Earned = 50.00**
**Score Before Incentives Credit**
**58.82%**

**Performance-Based Placement Measures**  
**RBWO Provider GA+SCORECARD - ILP/TLP**

Report Quarter: Q4 FY2017

Incentives Awarded	10.00 pts
PBP Verification	-6.50 pts
<b>Total Score</b>	<b>62.32%</b>

**Provider/Program Name: RMB Hospitality - Morrow (5243) - CCI**

Program Census Information:		# Children in Care During Quarter: 1	# Placements During Quarter: 1	# Children in Care On Last Day: 1
ILP/TLP Incentive Credits	Avg Performance All ILP/TLPs (Points)	Provider Performance (%)*	Possible Points (Weight)	Provider Points Earned
No DJJ or DOC Involvement		67%	5	3.35
Extended Foster Care Services		Not Eligible	5	
Positive Permanency Connections		0%	5	0.00
High School Graduation/College Participation/Professional Certification		100%	20	20.00
Part-Time Employment with Medical Benefits		Not Eligible	20	
Living Arrangements at Discharge		Not Eligible	20	
Additional Academic Supports		0%	2	0.00
Additional IL Skills Provision		0%	5	0.00
Active Agency Accreditation		0%	4	0.00
Staff Clinical Licensure		0%	5	0.00
<b>Incentives Total</b>	<b>15.65</b>		<b>91</b>	<b>23.35</b>

\*Performance calculation descriptions can be found in the FY 2017 RBWO PBP Measurements and Standards Guide.

**Child Protective Services Investigations and Dispositions**

The following investigations data, which is not used for scoring but is considered significant to a provider's performance, is from Georgia SHINES and is not considered final or complete until the end of the fiscal year.

Total Reports:	0	
Number Screened In:	0	
Number Screened Out:	0	
Number Substantiated:	0	
Number Unsubstantiated:	0	
Number Active CPS Investigations:	0	



# Performance-Based Placement Measures RBWO Provider GA+SCORECARD - ILP/TLP

Report Quarter: Q4 FY2017

**Provider/Program Name: Stroman Account & Property - ILP College Park (5157) - CCI**

5250 Hampton Drive, College Park, GA 30349

Phone: 770-994-0607

Vendor ID# 117923

## Quarterly Scores (Grades)

Q1: 96.52 (A)

Q2: 97.16 (A+)

Q3: 97.61 (A+)

Q4: 87.35 (B+)

## Current Quarter Score (Grade)

**87.35%**

**(B+)**

Program Census Information:

# Children in Care During Quarter: 6

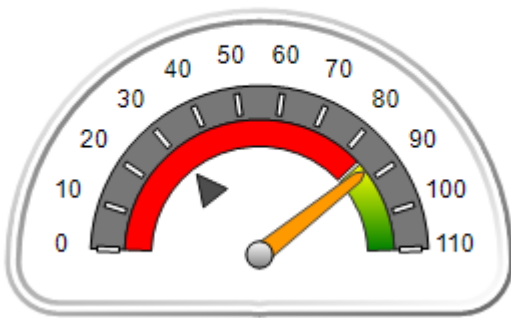
# Placements During Quarter: 6

# Children in Care On Last Day: 4

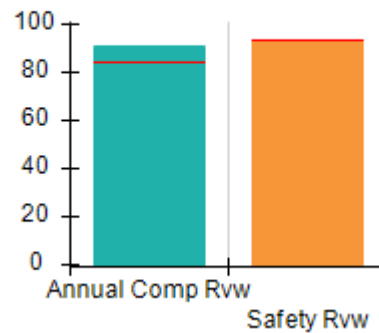
## Quarterly Provider Comparisons to All ILP/TLPs

▼ indicates average for all ILP/TLPs

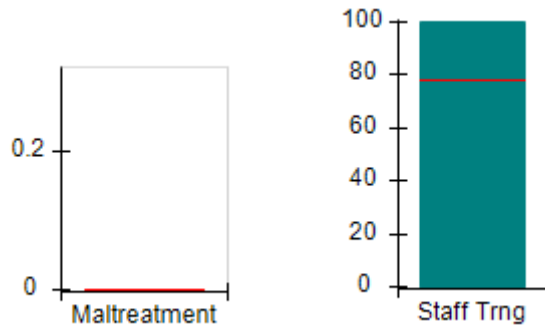
### Overall Score (%)



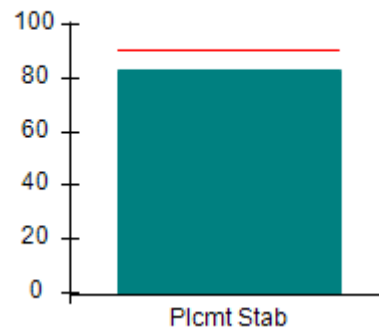
### OPM Monitoring Reviews (%)



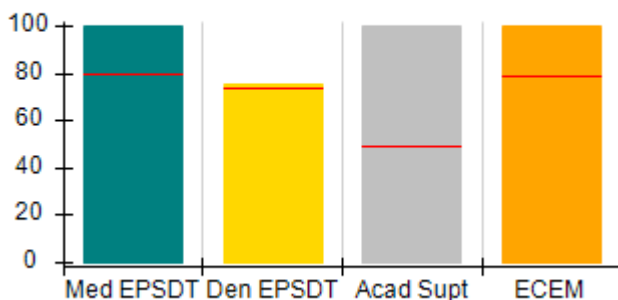
### Safety Outcomes (%)



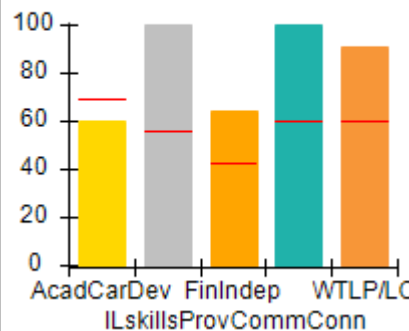
### Permanency Outcomes (%)



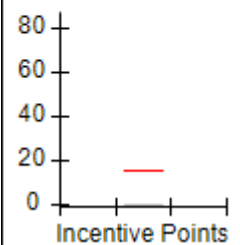
### Well-Being Outcomes (%)



### ILP/TLP Outcomes (%)



### Incentives Earned (Points)





# Performance-Based Placement Measures

## RBWO Provider GA+SCORECARD - ILP/TLP

Report Quarter: Q4 FY2017

**Provider/Program Name: Stroman Account & Property - ILP College Park (5157) - CCI**

5250 Hampton Drive, College Park, GA 30349

Phone: 770-994-0607

Vendor ID# 117923

**Quarterly Scores (Grades)****Current Quarter Score (Grade)**

Q1: 96.52 (A)

Q2: 97.16 (A+)

**87.35%**

Q3: 97.61 (A+)

Q4: 87.35 (B+)

**(B+)**

Program Census Information:

# Children in Care During  
Quarter: 6# Placements During  
Quarter: 6# Children in Care On  
Last Day: 4Avg  
Performance All  
ILP/TLPs (%)Provider  
Performance (%)\*Possible Points  
(Weight)Provider Points  
Earned**OPM Monitoring Reviews**

Annual Comprehensive Reviews	85%	91%	15	13.62
Safety Reviews	94%	94%	5	4.70
<b>Monitoring Sub-Total</b>			<b>20</b>	<b>18.31</b>

**ILP/TLP Safety Outcomes**

Incidence of Maltreatment	0.00%	Not Eligible		
Staff Training	78%	100%	13	13.00
<b>Safety Sub-Total</b>			<b>13</b>	<b>13.00</b>

**ILP/TLP Permanency Outcomes**

Placement Stability	90%	83%	3	2.49
<b>Permanency Sub-Total</b>			<b>3</b>	<b>2.49</b>

**ILP/TLP Well-Being Outcomes**

EPSDT Medical Visits	79%	100%	4	4.00
EPSDT Dental Visits	74%	75%	4	3.00
Academic Supports	49%	100%	2	2.00
Provider ECEM Visits	79%	100%	4	4.00
Placements with Siblings	No Data	Not Eligible	Not Scored	Not Scored
Placements within Legal County	26%	50%	Not Scored	Not Scored
<b>Well-Being Sub-Total</b>			<b>14</b>	<b>13.00</b>

**ILP/TLP Specialty Outcomes**

Academic/Career Development	69%	60%	10	6.00
Ind Living Skills Provision	56%	100%	15	15.00
Financial Independence	42%	64%	5	3.20
Community Connections	60%	100%	5	5.00
WTLP/Life Coach	60%	91%	15	13.65
<b>Specialty Sub-Total</b>			<b>50</b>	<b>42.85</b>

\*Performance calculation descriptions can be found in the FY 2017 RBWO PBP Measurements and Standards Guide.

**Monitoring & Outcomes: Possible Points = 100****Points Earned = 89.65****Score Before Incentives Credit****89.65%**

**Performance-Based Placement Measures**  
**RBWO Provider GA+SCORECARD - ILP/TLP**

Report Quarter: Q4 FY2017

Incentives Awarded	00.00 pts
PBP Verification	-2.30 pts
<b>Total Score</b>	<b>87.35%</b>

**Provider/Program Name: Stroman Account & Property - ILP College Park (5157) - CCI**

Program Census Information:		# Children in Care During Quarter: 6	# Placements During Quarter: 6	# Children in Care On Last Day: 4
ILP/TLP Incentive Credits	Avg Performance All ILP/TLPs (Points)	Provider Performance (%)*	Possible Points (Weight)	Provider Points Earned
No DJJ or DOC Involvement		0%	5	0.00
Extended Foster Care Services		Not Eligible	5	
Positive Permanency Connections		0%	5	0.00
High School Graduation/College Participation/Professional Certification		0%	20	0.00
Part-Time Employment with Medical Benefits		0%	20	0.00
Living Arrangements at Discharge		0%	20	0.00
Additional Academic Supports		0%	2	0.00
Additional IL Skills Provision		0%	5	0.00
Active Agency Accreditation		0%	4	0.00
Staff Clinical Licensure		0%	5	0.00
<b>Incentives Total</b>	<b>15.65</b>		<b>91</b>	<b>0.00</b>

\*Performance calculation descriptions can be found in the FY 2017 RBWO PBP Measurements and Standards Guide.

**Child Protective Services Investigations and Dispositions**

The following investigations data, which is not used for scoring but is considered significant to a provider's performance, is from Georgia SHINES and is not considered final or complete until the end of the fiscal year.

Total Reports:	0	
Number Screened In:	0	
Number Screened Out:	0	
Number Substantiated:	0	
Number Unsubstantiated:	0	
Number Active CPS Investigations:	0	





# Performance-Based Placement Measures RBWO Provider GA+SCORECARD - ILP/TLP

Report Quarter: Q4 FY2017

**Provider/Program Name: Stroman Account & Property - ILP Union City (5156) - CCI**

5250 Hwy 138, Union City, GA 30291

Phone: 770-994-0607

Vendor ID# 117989

Program Census Information:

# Children in Care During  
Quarter: 10# Placements During  
Quarter: 10# Children in Care On Last  
Day: 7

## Quarterly Scores (Grades)

Q1: 91.24 (A-)

Q2: 97.01 (A+)

Q3: 91.97 (A-)

Q4: 84.02 (B)

Current Quarter Score  
(Grade)

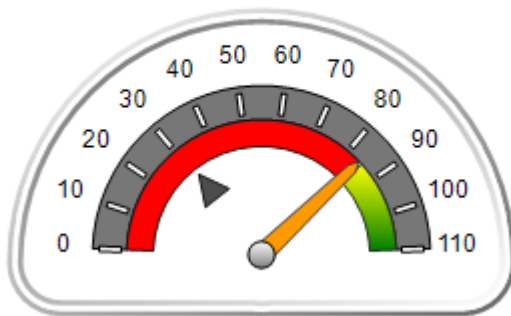
84.02%

(B)

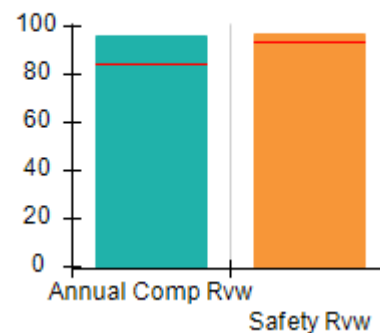
## Quarterly Provider Comparisons to All ILP/TLPs

indicates average for all ILP/TLPs

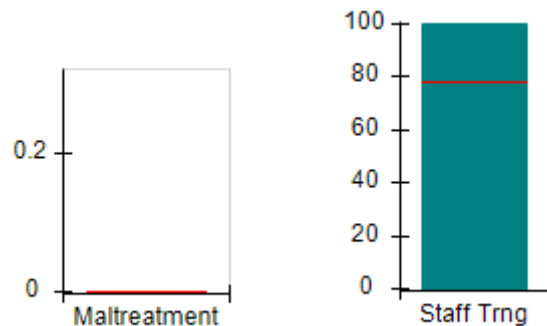
## Overall Score (%)



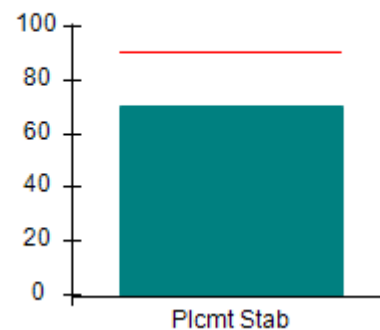
## OPM Monitoring Reviews (%)



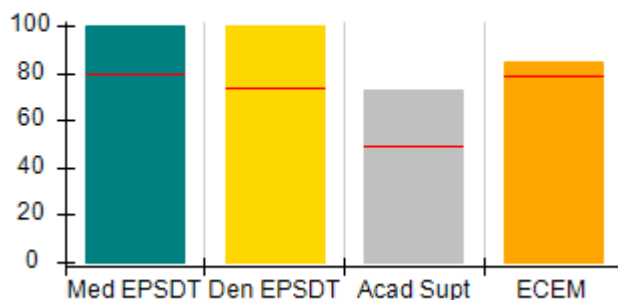
## Safety Outcomes (%)



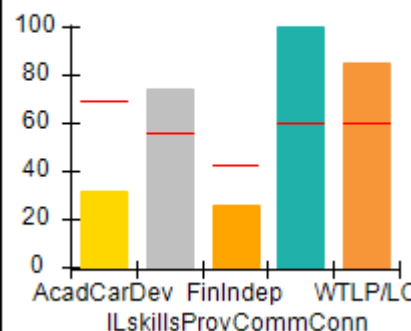
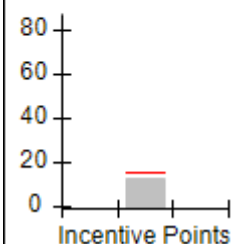
## Permanency Outcomes (%)



## Well-Being Outcomes (%)



## ILP/TLP Outcomes (%)

Incentives  
Earned  
(Points)



# Performance-Based Placement Measures

## RBWO Provider GA+SCORECARD - ILP/TLP

Report Quarter: Q4 FY2017

**Provider/Program Name: Stroman Account & Property - ILP Union City (5156) - CCI**

5250 Hwy 138, Union City, GA 30291

Phone: 770-994-0607

Vendor ID# 117989

**Quarterly Scores (Grades)****Current Quarter Score (Grade)**

Q1: 91.24 (A-)

Q2: 97.01 (A+)

**84.02%**

Q3: 91.97 (A-)

Q4: 84.02 (B)

**(B)**

Program Census Information:

# Children in Care During  
Quarter: 10# Placements During  
Quarter: 10# Children in Care On  
Last Day: 7Avg  
Performance All  
ILP/TLPs (%)Provider  
Performance (%)\*Possible Points  
(Weight)Provider Points  
Earned**OPM Monitoring Reviews**

Annual Comprehensive Reviews	85%	96%	15	14.42
Safety Reviews	94%	97%	5	4.84
<b>Monitoring Sub-Total</b>			<b>20</b>	<b>19.26</b>

**ILP/TLP Safety Outcomes**

Incidence of Maltreatment	0.00%	Not Eligible		
Staff Training	78%	100%	13	13.00
<b>Safety Sub-Total</b>			<b>13</b>	<b>13.00</b>

**ILP/TLP Permanency Outcomes**

Placement Stability	90%	70%	3	2.10
<b>Permanency Sub-Total</b>			<b>3</b>	<b>2.10</b>

**ILP/TLP Well-Being Outcomes**

EPSDT Medical Visits	79%	100%	4	4.00
EPSDT Dental Visits	74%	100%	4	4.00
Academic Supports	49%	73%	2	1.46
Provider ECEM Visits	79%	85%	4	3.40
Placements with Siblings	No Data	0%	Not Scored	Not Scored
Placements within Legal County	26%	100%	Not Scored	Not Scored
<b>Well-Being Sub-Total</b>			<b>14</b>	<b>12.86</b>

**ILP/TLP Specialty Outcomes**

Academic/Career Development	69%	32%	10	3.20
Ind Living Skills Provision	56%	74%	15	11.10
Financial Independence	42%	26%	5	1.30
Community Connections	60%	100%	5	5.00
WTLP/Life Coach	60%	85%	15	12.75
<b>Specialty Sub-Total</b>			<b>50</b>	<b>33.35</b>

\*Performance calculation descriptions can be found in the FY 2017 RBWO PBP Measurements and Standards Guide.

**Monitoring & Outcomes: Possible Points = 100****Points Earned = 80.57****Score Before Incentives Credit****80.57%**

**Performance-Based Placement Measures**  
**RBWO Provider GA+SCORECARD - ILP/TLP**

Report Quarter: Q4 FY2017

Incentives Awarded	10.00 pts
PBP Verification	-6.55 pts
<b>Total Score</b>	<b>84.02%</b>

**Provider/Program Name: Stroman Account & Property - ILP Union City (5156) - CCI**

Program Census Information:		# Children in Care During Quarter: 10	# Placements During Quarter: 10	# Children in Care On Last Day: 7
ILP/TLP Incentive Credits	Avg Performance All ILP/TLPs (Points)	Provider Performance (%)*	Possible Points (Weight)	Provider Points Earned
No DJJ or DOC Involvement		0%	5	0.00
Extended Foster Care Services		Not Eligible	5	
Positive Permanency Connections		0%	5	0.00
High School Graduation/College Participation/Professional Certification		29%	20	5.80
Part-Time Employment with Medical Benefits		33%	20	6.60
Living Arrangements at Discharge		0%	20	0.00
Additional Academic Supports		0%	2	0.00
Additional IL Skills Provision		0%	5	0.00
Active Agency Accreditation		0%	4	0.00
Staff Clinical Licensure		0%	5	0.00
<b>Incentives Total</b>	<b>15.65</b>		<b>91</b>	<b>12.40</b>

\*Performance calculation descriptions can be found in the FY 2017 RBWO PBP Measurements and Standards Guide.

**Child Protective Services Investigations and Dispositions**

The following investigations data, which is not used for scoring but is considered significant to a provider's performance, is from Georgia SHINES and is not considered final or complete until the end of the fiscal year.

Total Reports:	0	
Number Screened In:	0	
Number Screened Out:	0	
Number Substantiated:	0	
Number Unsubstantiated:	0	
Number Active CPS Investigations:	0	



# Performance-Based Placement Measures RBWO Provider GA+SCORECARD - ILP/TLP

Report Quarter: Q4 FY2017

**Provider/Program Name: Turning Point Homes - Independent Living Program (832) - CCI**

2058 Snapfinger Road, Decatur, GA 30035

Phone: 678-343-1219

Vendor ID# 35605

## Quarterly Scores (Grades)

Q1: 84.53 (B)

Q2: 56.01 (F)

Q3: 43.20 (F)

Q4: 61.75 (D-)

## Current Quarter Score (Grade)

61.75%

(D-)

Program Census Information:

# Children in Care During Quarter: 4

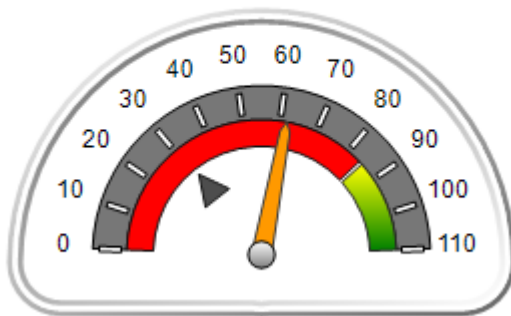
# Placements During Quarter: 4

# Children in Care On Last Day: 4

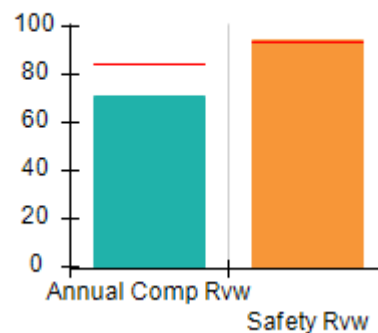
## Quarterly Provider Comparisons to All ILP/TLPs

▼ indicates average for all ILP/TLPs

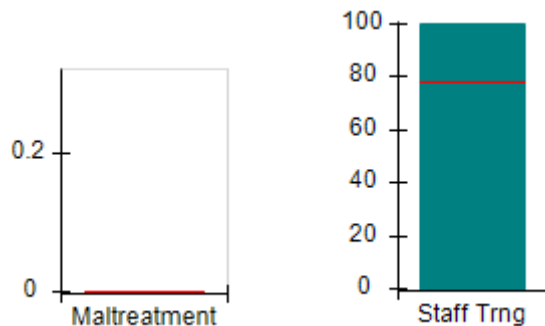
### Overall Score (%)



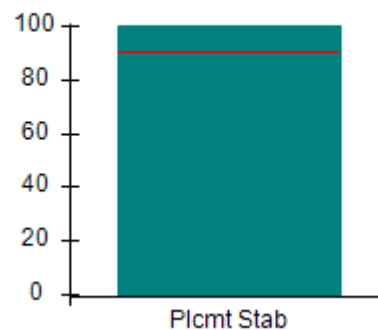
### OPM Monitoring Reviews (%)



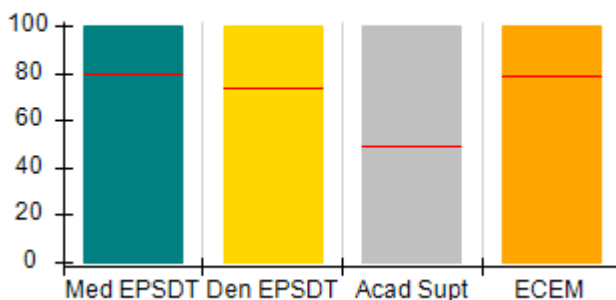
### Safety Outcomes (%)



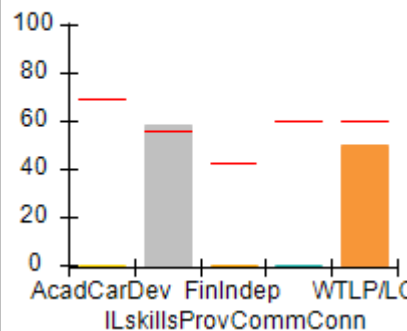
### Permanency Outcomes (%)



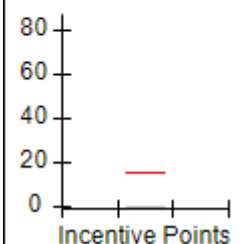
### Well-Being Outcomes (%)



### ILP/TLP Outcomes (%)



### Incentives Earned (Points)





# Performance-Based Placement Measures

## RBWO Provider GA+SCORECARD - ILP/TLP

Report Quarter: Q4 FY2017

**Provider/Program Name: Turning Point Homes - Independent Living Program (832) - CCI**

2058 Snapfinger Road, Decatur, GA 30035  Phone: 678-343-1219  Vendor ID# 35605	Quarterly Scores (Grades)		Current Quarter Score (Grade)
	Q1: 84.53 (B)	Q2: 56.01 (F)	<b>61.75%</b>  <b>(D-)</b>
	Q3: 43.20 (F)	Q4: 61.75 (D-)	

Program Census Information:	# Children in Care During Quarter: 4	# Placements During Quarter: 4	# Children in Care On Last Day: 4
-----------------------------	--------------------------------------	--------------------------------	-----------------------------------

	Avg Performance All ILP/TLPs (%)	Provider Performance (%)*	Possible Points (Weight)	Provider Points Earned
--	----------------------------------	---------------------------	--------------------------	------------------------

**OPM Monitoring Reviews**

Annual Comprehensive Reviews	85%	71%	15	10.61
Safety Reviews	94%	94%	5	4.72
<b>Monitoring Sub-Total</b>			<b>20</b>	<b>15.33</b>

**ILP/TLP Safety Outcomes**

Incidence of Maltreatment	0.00%	Not Eligible		
Staff Training	78%	100%	13	13.00
<b>Safety Sub-Total</b>			<b>13</b>	<b>13.00</b>

**ILP/TLP Permanency Outcomes**

Placement Stability	90%	100%	3	3.00
<b>Permanency Sub-Total</b>			<b>3</b>	<b>3.00</b>

**ILP/TLP Well-Being Outcomes**

EPSDT Medical Visits	79%	100%	4	4.00
EPSDT Dental Visits	74%	100%	4	4.00
Academic Supports	49%	100%	2	2.00
Provider ECEM Visits	79%	100%	4	4.00
Placements with Siblings	No Data	Not Eligible	Not Scored	Not Scored
Placements within Legal County	26%	Not Eligible	Not Scored	Not Scored
<b>Well-Being Sub-Total</b>			<b>14</b>	<b>14.00</b>

**ILP/TLP Specialty Outcomes**

Academic/Career Development	69%	0%	10	0.00
Ind Living Skills Provision	56%	58%	15	8.70
Financial Independence	42%	0%	5	0.00
Community Connections	60%	0%	5	0.00
WTLP/Life Coach	60%	50%	15	7.50
<b>Specialty Sub-Total</b>			<b>50</b>	<b>16.20</b>

\*Performance calculation descriptions can be found in the FY 2017 RBWO PBP Measurements and Standards Guide.

<b>Monitoring &amp; Outcomes: Possible Points = 100</b>	<b>Points Earned = 61.53</b>
<b>Score Before Incentives Credit</b>	
<b>61.53%</b>	

**Performance-Based Placement Measures**  
**RBWO Provider GA+SCORECARD - ILP/TLP**

Report Quarter: Q4 FY2017

Incentives Awarded	00.22 pts
PBP Verification	0.00 pts
<b>Total Score</b>	<b>61.75%</b>

**Provider/Program Name: Turning Point Homes - Independent Living Program (832) - CCI**

Program Census Information:		# Children in Care During Quarter: 4	# Placements During Quarter: 4	# Children in Care On Last Day: 4
ILP/TLP Incentive Credits	Avg Performance All ILP/TLPs (Points)	Provider Performance (%)*	Possible Points (Weight)	Provider Points Earned
No DJJ or DOC Involvement		0%	5	0.00
Extended Foster Care Services		Not Eligible	5	
Positive Permanency Connections		0%	5	0.00
High School Graduation/College Participation/Professional Certification		0%	20	0.00
Part-Time Employment with Medical Benefits		Not Eligible	20	
Living Arrangements at Discharge		Not Eligible	20	
Additional Academic Supports		11%	2	0.22
Additional IL Skills Provision		0%	5	0.00
Active Agency Accreditation		0%	4	0.00
Staff Clinical Licensure		0%	5	0.00
<b>Incentives Total</b>	<b>15.65</b>		<b>91</b>	<b>0.22</b>

\*Performance calculation descriptions can be found in the FY 2017 RBWO PBP Measurements and Standards Guide.

**Child Protective Services Investigations and Dispositions**

The following investigations data, which is not used for scoring but is considered significant to a provider's performance, is from Georgia SHINES and is not considered final or complete until the end of the fiscal year.

Total Reports:	0	
Number Screened In:	0	
Number Screened Out:	0	
Number Substantiated:	0	
Number Unsubstantiated:	0	
Number Active CPS Investigations:	0	



# Performance-Based Placement Measures RBWO Provider GA+SCORECARD - ILP/TLP

Report Quarter: Q4 FY2017

**Provider/Program Name: United Methodist Children Home of the North GA Conference - ILP (4428) - CCI**

500 South Columbia Dr., Decatur, GA 30030

Phone: 404-327-5820

Vendor ID# 63445

Quarterly Scores (Grades)

Current Quarter Score (Grade)

Q1: 105.43 (A+)

Q2: 96.97 (A)

101.36%

Q3: 102.95 (A+)

Q4: 101.36 (A+)

(A+)

Program Census Information:

# Children in Care During Quarter: 8

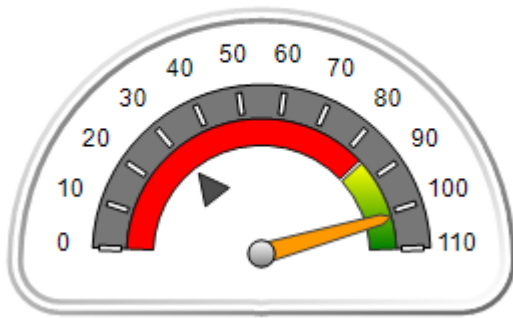
# Placements During Quarter: 8

# Children in Care On Last Day: 5

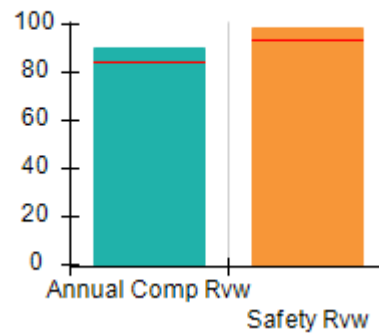
## Quarterly Provider Comparisons to All ILP/TLPs

▼ indicates average for all ILP/TLPs

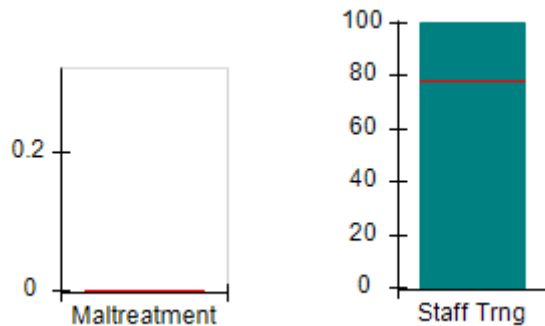
Overall Score (%)



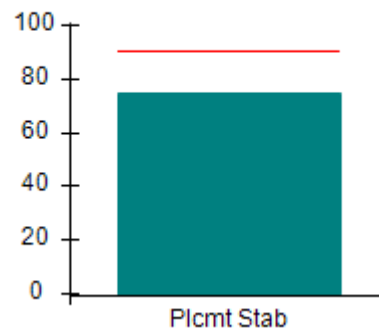
OPM Monitoring Reviews (%)



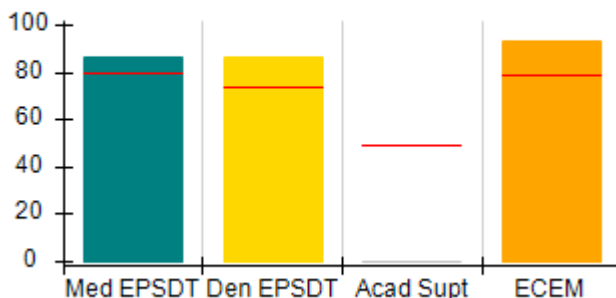
Safety Outcomes (%)



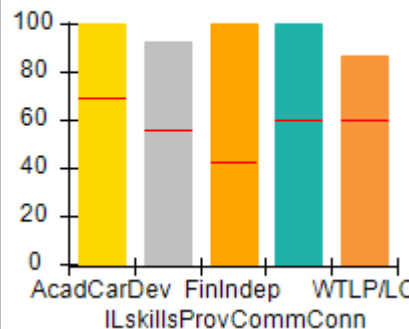
Permanency Outcomes (%)



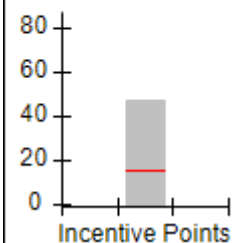
Well-Being Outcomes (%)



ILP/TLP Outcomes (%)



Incentives Earned (Points)







# Performance-Based Placement Measures

## RBWO Provider GA+SCORECARD - ILP/TLP

Report Quarter: Q4 FY2017

**Provider/Program Name: United Methodist Children Home of the North GA Conference - ILP (4428) - CCI**

<b>500 South Columbia Dr., Decatur, GA 30030</b>  <b>Phone: 404-327-5820</b>  <b>Vendor ID# 63445</b>	Quarterly Scores (Grades)		Current Quarter Score (Grade)
	Q1: 105.43 (A+)	Q2: 96.97 (A)	<b>101.36%</b> <b>(A+)</b>
	Q3: 102.95 (A+)	Q4: 101.36 (A+)	

Program Census Information:	# Children in Care During Quarter: 8	# Placements During Quarter: 8	# Children in Care On Last Day: 5
-----------------------------	--------------------------------------	--------------------------------	-----------------------------------

	Avg Performance All ILP/TLPs (%)	Provider Performance (%)*	Possible Points (Weight)	Provider Points Earned
--	----------------------------------	---------------------------	--------------------------	------------------------

**OPM Monitoring Reviews**

Annual Comprehensive Reviews	85%	91%	15	13.58
Safety Reviews	94%	99%	5	4.94
<b>Monitoring Sub-Total</b>			<b>20</b>	<b>18.51</b>

**ILP/TLP Safety Outcomes**

Incidence of Maltreatment	0.00%	Not Eligible		
Staff Training	78%	100%	13	13.00
<b>Safety Sub-Total</b>			<b>13</b>	<b>13.00</b>

**ILP/TLP Permanency Outcomes**

Placement Stability	90%	75%	3	2.25
<b>Permanency Sub-Total</b>			<b>3</b>	<b>2.25</b>

**ILP/TLP Well-Being Outcomes**

EPSDT Medical Visits	79%	86%	4	3.44
EPSDT Dental Visits	74%	86%	4	3.44
Academic Supports	49%	0%	2	0.00
Provider ECEM Visits	79%	93%	4	3.72
Placements with Siblings	No Data	Not Eligible	Not Scored	Not Scored
Placements within Legal County	26%	67%	Not Scored	Not Scored
<b>Well-Being Sub-Total</b>			<b>14</b>	<b>10.60</b>

**ILP/TLP Specialty Outcomes**

Academic/Career Development	69%	100%	10	10.00
Ind Living Skills Provision	56%	93%	15	13.95
Financial Independence	42%	100%	5	5.00
Community Connections	60%	100%	5	5.00
WTLP/Life Coach	60%	87%	15	13.05
<b>Specialty Sub-Total</b>			<b>50</b>	<b>47.00</b>

\*Performance calculation descriptions can be found in the FY 2017 RBWO PBP Measurements and Standards Guide.

<b>Monitoring &amp; Outcomes: Possible Points = 100</b>	<b>Points Earned = 91.36</b>
<b>Score Before Incentives Credit</b>	
<b>91.36%</b>	





# Performance-Based Placement Measures RBWO Provider GA+SCORECARD - ILP/TLP

Report Quarter: Q4 FY2017

Incentives Awarded	10.00 pts
PBP Verification	0.00 pts
<b>Total Score</b>	<b>101.36%</b>

## Provider/Program Name: United Methodist Children Home of the North GA Conference - ILP (4428) - CCI

Program Census Information:		# Children in Care During Quarter: 8	# Placements During Quarter: 8	# Children in Care On Last Day: 5
ILP/TLP Incentive Credits	Avg Performance All ILP/TLPs (Points)	Provider Performance (%)*	Possible Points (Weight)	Provider Points Earned
No DJJ or DOC Involvement		100%	5	5.00
Extended Foster Care Services		Not Eligible	5	
Positive Permanency Connections		0%	5	0.00
High School Graduation/College Participation/Professional Certification		43%	20	8.60
Part-Time Employment with Medical Benefits		100%	20	20.00
Living Arrangements at Discharge		67%	20	13.40
Additional Academic Supports		0%	2	0.00
Additional IL Skills Provision		8%	5	0.40
Active Agency Accreditation		0%	4	0.00
Staff Clinical Licensure		0%	5	0.00
<b>Incentives Total</b>	<b>15.65</b>		<b>91</b>	<b>47.40</b>

\*Performance calculation descriptions can be found in the FY 2017 RBWO PBP Measurements and Standards Guide.

## Child Protective Services Investigations and Dispositions

The following investigations data, which is not used for scoring but is considered significant to a provider's performance, is from Georgia SHINES and is not considered final or complete until the end of the fiscal year.

Total Reports:	0	
Number Screened In:	0	
Number Screened Out:	0	
Number Substantiated:	0	
Number Unsubstantiated:	0	
Number Active CPS Investigations:	0	



# Performance-Based Placement Measures

## RBWO Provider GA+SCORECARD - ILP/TLP

Report Quarter: Q4 FY2017

**Provider/Program Name: United Methodist Children Home of the North GA Conference - On-Campus TLP (Hybrid) (849) - CCI**

500 South Columbia Dr., Decatur, GA 30030

Phone: 404-327-5820

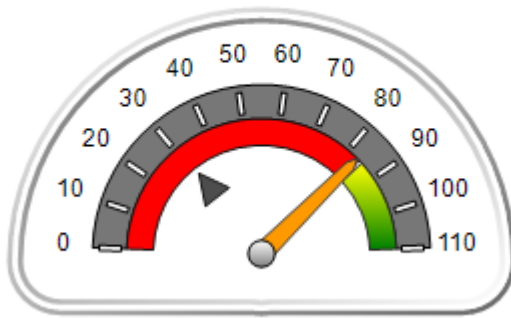
Vendor ID# 35627

500 South Columbia Dr., Decatur, GA 30030 Phone: 404-327-5820 Vendor ID# 35627	Quarterly Scores (Grades)		Current Quarter Score (Grade)
	Q1: 101.49 (A+)	Q2: 100.44 (A+)	83.30%
	Q3: 97.94 (A+)	Q4: 83.30 (B-)	(B-)
Program Census Information:	# Children in Care During Quarter: 24	# Placements During Quarter: 24	# Children in Care On Last Day: 18

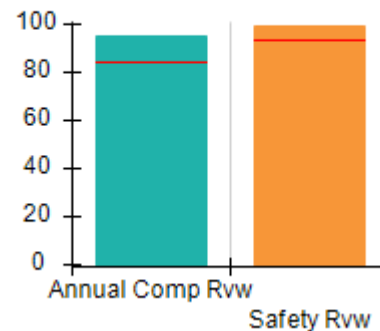
### Quarterly Provider Comparisons to All ILP/TLPs

indicates average for all ILP/TLPs

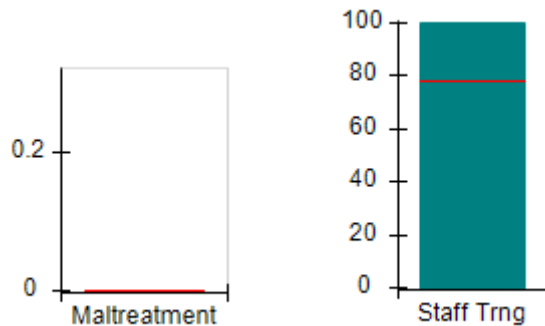
Overall Score (%)



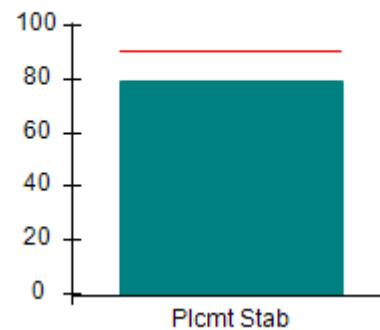
OPM Monitoring Reviews (%)



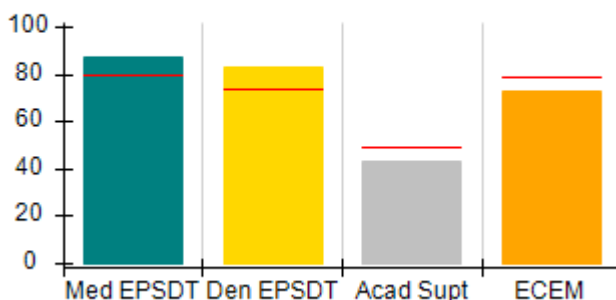
Safety Outcomes (%)



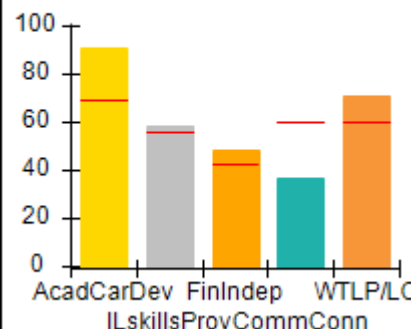
Permanency Outcomes (%)



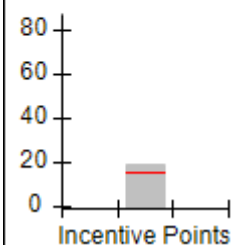
Well-Being Outcomes (%)



ILP/TLP Outcomes (%)



Incentives Earned (Points)





# Performance-Based Placement Measures RBWO Provider GA+SCORECARD - ILP/TLP

Report Quarter: Q4 FY2017

**Provider/Program Name: United Methodist Children Home of the North GA Conference - On-Campus TLP (Hybrid) (849) - CCI**

<b>500 South Columbia Dr., Decatur, GA 30030</b>  <b>Phone: 404-327-5820</b>  <b>Vendor ID# 35627</b>	<b>Quarterly Scores (Grades)</b>		<b>Current Quarter Score (Grade)</b>
	<b>Q1: 101.49 (A+)</b>	<b>Q2: 100.44 (A+)</b>	<b>83.30%</b>
	<b>Q3: 97.94 (A+)</b>	<b>Q4: 83.30 (B-)</b>	<b>(B-)</b>

Program Census Information:	# Children in Care During Quarter: 24	# Placements During Quarter: 24	# Children in Care On Last Day: 18
-----------------------------	---------------------------------------	---------------------------------	------------------------------------

	<b>Avg Performance All ILP/TLPs (%)</b>	<b>Provider Performance (%)*</b>	<b>Possible Points (Weight)</b>	<b>Provider Points Earned</b>
--	---	----------------------------------	---------------------------------	-------------------------------

**OPM Monitoring Reviews**

Annual Comprehensive Reviews	85%	95%	15	14.23
Safety Reviews	94%	99%	5	4.95
<b>Monitoring Sub-Total</b>			<b>20</b>	<b>19.18</b>

**ILP/TLP Safety Outcomes**

Incidence of Maltreatment	0.00%	No Substantiated Reports	3	3.00
Staff Training	78%	100%	10	10.00
<b>Safety Sub-Total</b>			<b>13</b>	<b>13.00</b>

**ILP/TLP Permanency Outcomes**

Placement Stability	90%	79%	3	2.37
<b>Permanency Sub-Total</b>			<b>3</b>	<b>2.37</b>

**ILP/TLP Well-Being Outcomes**

EPSDT Medical Visits	79%	87%	4	3.48
EPSDT Dental Visits	74%	83%	4	3.32
Academic Supports	49%	43%	2	0.86
Provider ECEM Visits	79%	73%	4	2.92
Placements with Siblings	No Data	Not Eligible	Not Scored	Not Scored
Placements within Legal County	26%	25%	Not Scored	Not Scored
<b>Well-Being Sub-Total</b>			<b>14</b>	<b>10.74</b>

**ILP/TLP Specialty Outcomes**

Academic/Career Development	69%	91%	10	9.10
Ind Living Skills Provision	56%	58%	15	8.70
Financial Independence	42%	48%	5	2.40
Community Connections	60%	37%	5	1.85
WTLP/Life Coach	60%	71%	15	10.65
<b>Specialty Sub-Total</b>			<b>50</b>	<b>32.70</b>

\*Performance calculation descriptions can be found in the FY 2017 RBWO PBP Measurements and Standards Guide.

**Monitoring & Outcomes: Possible Points = 100****Points Earned = 77.99**



# Performance-Based Placement Measures RBWO Provider GA+SCORECARD - ILP/TLP

Report Quarter: Q4 FY2017

<b>Score Before Incentives Credit</b>	<b>77.99%</b>
<b>Incentives Awarded</b>	<b>10.00 pts</b>
<b>PBP Verification</b>	<b>-4.69 pts</b>
<b>Total Score</b>	<b>83.30%</b>

## Provider/Program Name: United Methodist Children Home of the North GA Conference - On-Campus TLP (Hybrid) (849) - CCI

Program Census Information:		# Children in Care During Quarter: 24	# Placements During Quarter: 24	# Children in Care On Last Day: 18
ILP/TLP Incentive Credits	Avg Performance All ILP/TLPs (Points)	Provider Performance (%)*	Possible Points (Weight)	Provider Points Earned
No DJJ or DOC Involvement		100%	5	5.00
Extended Foster Care Services		67%	5	3.35
Positive Permanency Connections		0%	5	0.00
High School Graduation/College Participation/Professional Certification		17%	20	3.40
Part-Time Employment with Medical Benefits		33%	20	6.60
Living Arrangements at Discharge		0%	20	0.00
Additional Academic Supports		22%	2	0.44
Additional IL Skills Provision		2%	5	0.10
Active Agency Accreditation		0%	4	0.00
Staff Clinical Licensure		0%	5	0.00
<b>Incentives Total</b>	<b>15.65</b>		<b>91</b>	<b>18.89</b>

\*Performance calculation descriptions can be found in the FY 2017 RBWO PBP Measurements and Standards Guide.

## Child Protective Services Investigations and Dispositions

The following investigations data, which is not used for scoring but is considered significant to a provider's performance, is from Georgia SHINES and is not considered final or complete until the end of the fiscal year.

Total Reports:	0	
Number Screened In:	0	
Number Screened Out:	0	
Number Substantiated:	0	
Number Unsubstantiated:	0	
Number Active CPS Investigations:	0	



# Performance-Based Placement Measures

## RBWO Provider GA+SCORECARD - ILP/TLP

Report Quarter: Q4 FY2017

**Provider/Program Name: Vanessa's Place - (5162) - CCI**

655 Post Road Drive, Stone Mountain, GA 30088

Phone: 404-234-8512

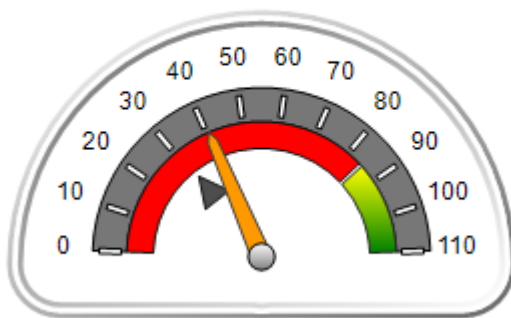
Vendor ID# 46470

	Quarterly Scores (Grades)		Current Quarter Score (Grade)
	Q1: (N/A)	Q2: (N/A)	40.61%
	Q3: (N/A)	Q4: 40.61 (F)	(F)
Program Census Information:	# Children in Care During Quarter: 11	# Placements During Quarter: 11	# Children in Care On Last Day: 5

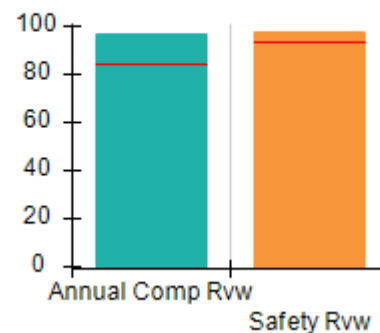
**Quarterly Provider Comparisons to All ILP/TLPs**

indicates average for all ILP/TLPs

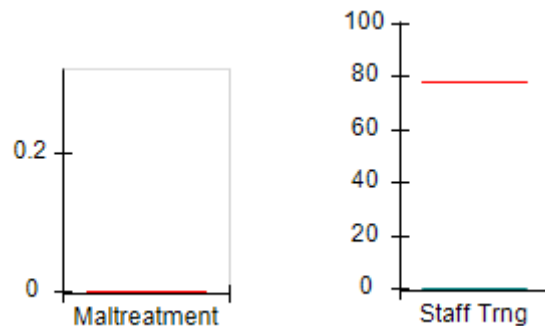
Overall Score (%)



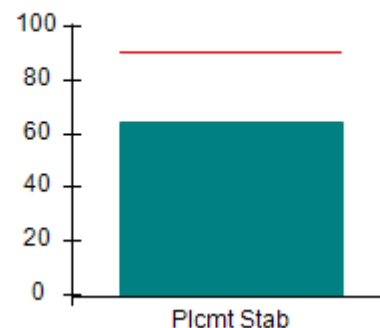
OPM Monitoring Reviews (%)



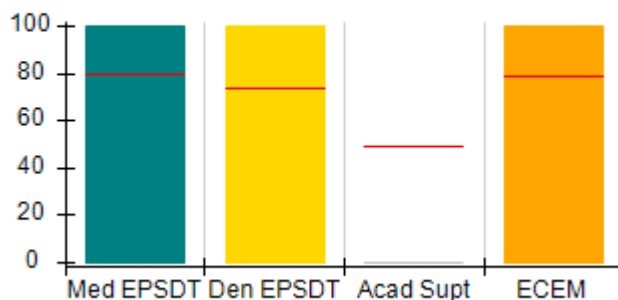
Safety Outcomes (%)



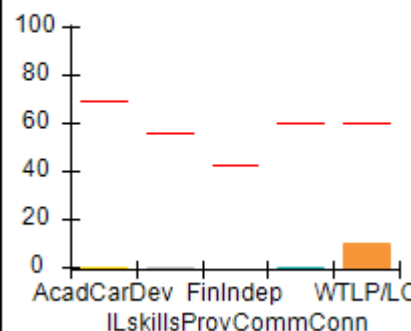
Permanency Outcomes (%)



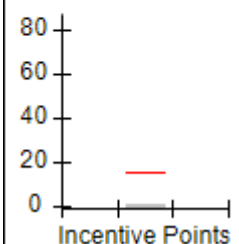
Well-Being Outcomes (%)



ILP/TLP Outcomes (%)



Incentives Earned (Points)





# Performance-Based Placement Measures RBWO Provider GA+SCORECARD - ILP/TLP

Report Quarter: Q4 FY2017

**Provider/Program Name: Vanessa's Place - (5162) - CCI**

655 Post Road Drive, Stone Mountain, GA 30088

Phone: 404-234-8512

Vendor ID# 46470

**Quarterly Scores (Grades)**

Current Quarter Score (Grade)

Q1: (N/A)

Q2: (N/A)

**40.61%**

Q3: (N/A)

Q4: 40.61 (F)

**(F)**

Program Census Information:

# Children in Care During Quarter: 11

# Placements During Quarter: 11

# Children in Care On Last Day: 5

Avg  
Performance All  
ILP/TLPs (%)Provider  
Performance (%)\*Possible Points  
(Weight)Provider Points  
Earned**OPM Monitoring Reviews**

Annual Comprehensive Reviews	85%	97%	15	14.58
Safety Reviews	94%	98%	5	4.90
<b>Monitoring Sub-Total</b>			<b>20</b>	<b>19.48</b>

**ILP/TLP Safety Outcomes**

Incidence of Maltreatment	0.00%	No Substantiated Reports	3	3.00
Staff Training	78%	0%	10	0.00
<b>Safety Sub-Total</b>			<b>13</b>	<b>3.00</b>

**ILP/TLP Permanency Outcomes**

Placement Stability	90%	64%	3	1.92
<b>Permanency Sub-Total</b>			<b>3</b>	<b>1.92</b>

**ILP/TLP Well-Being Outcomes**

EPSDT Medical Visits	79%	100%	4	4.00
EPSDT Dental Visits	74%	100%	4	4.00
Academic Supports	49%	0%	2	0.00
Provider ECEM Visits	79%	100%	4	4.00
Placements with Siblings	No Data	0%	Not Scored	Not Scored
Placements within Legal County	26%	17%	Not Scored	Not Scored
<b>Well-Being Sub-Total</b>			<b>14</b>	<b>14.00</b>

**ILP/TLP Specialty Outcomes**

Academic/Career Development	69%	0%	11.1	0.00
Ind Living Skills Provision	56%	0%	16.7	0.00
Financial Independence	42%	Not Eligible		
Community Connections	60%	0%	5.6	0.00
WTLP/Life Coach	60%	10%	16.7	1.67
<b>Specialty Sub-Total</b>			<b>50</b>	<b>1.67</b>

\*Performance calculation descriptions can be found in the FY 2017 RBWO PBP Measurements and Standards Guide.

**Monitoring & Outcomes: Possible Points = 100****Points Earned = 40.07**



# Performance-Based Placement Measures RBWO Provider GA+SCORECARD - ILP/TLP

Report Quarter: Q4 FY2017

<b>Score Before Incentives Credit</b>	<b>40.07%</b>
<b>Incentives Awarded</b>	<b>00.54 pts</b>
<b>PBP Verification</b>	<b>N/A pts</b>
<b>Total Score</b>	<b>40.61%</b>

Provider/Program Name: Vanessa's Place - (5162) - CCI				
Program Census Information:		# Children in Care During Quarter: 11	# Placements During Quarter: 11	# Children in Care On Last Day: 5
ILP/TLP Incentive Credits	Avg Performance All ILP/TLPs (Points)	Provider Performance (%)*	Possible Points (Weight)	Provider Points Earned
No DJJ or DOC Involvement		Not Eligible	5	
Extended Foster Care Services		Not Eligible	5	
Positive Permanency Connections		Not Eligible	5	
High School Graduation/College Participation/Professional Certification		0%	20	0.00
Part-Time Employment with Medical Benefits		0%	20	0.00
Living Arrangements at Discharge		0%	20	0.00
Additional Academic Supports		27%	2	0.54
Additional IL Skills Provision		0%	5	0.00
Active Agency Accreditation		0%	4	0.00
Staff Clinical Licensure		0%	5	0.00
<b>Incentives Total</b>	<b>15.65</b>		<b>91</b>	<b>0.54</b>

\*Performance calculation descriptions can be found in the FY 2017 RBWO PBP Measurements and Standards Guide.

Child Protective Services Investigations and Dispositions		
The following investigations data, which is not used for scoring but is considered significant to a provider's performance, is from Georgia SHINES and is not considered final or complete until the end of the fiscal year.		
Total Reports:	0	
Number Screened In:	0	
Number Screened Out:	0	
Number Substantiated:	0	
Number Unsubstantiated:	0	
Number Active CPS Investigations:	0	



# Performance-Based Placement Measures RBWO Provider GA+SCORECARD - ILP/TLP

Report Quarter: Q4 FY2017

**Provider/Program Name: Wellspring Living, Inc. - ILP (5210) - CCI**

3965 Roosevelt Hwy, Union City, GA 30349

Phone: 770-631-8888

Vendor ID# 132094

**Quarterly Scores (Grades)****Current Quarter Score (Grade)**

Q1: 50.00 (F)

Q2: 50.00 (F)

50.00%

Q3: 50.00 (F)

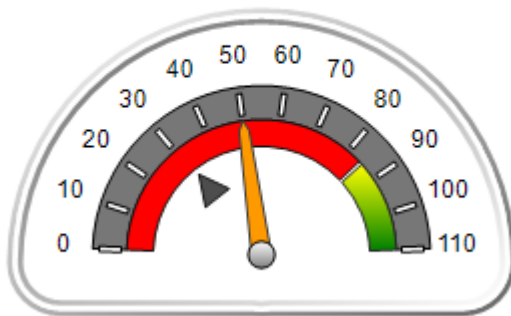
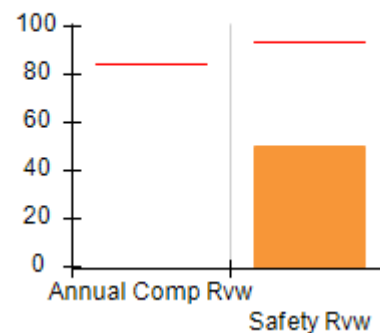
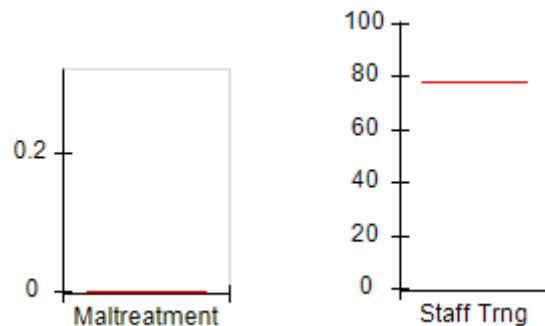
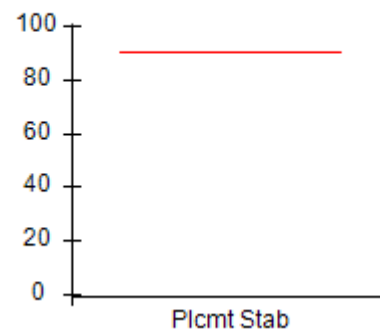
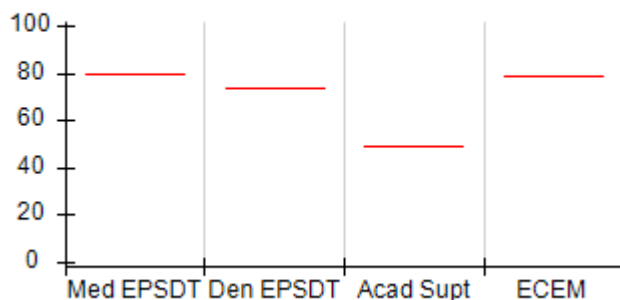
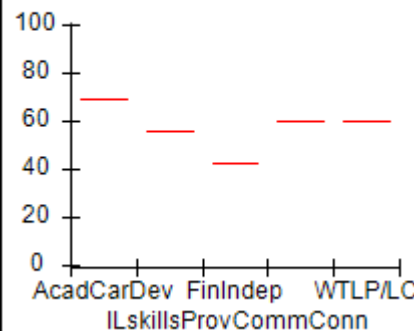
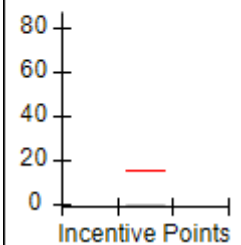
Q4: 50.00 (F)

(F)

Program Census Information:

# Children in Care During  
Quarter: 0# Placements During  
Quarter: 0# Children in Care On Last  
Day: 0**Quarterly Provider Comparisons to All ILP/TLPs**

indicates average for all ILP/TLPs

**Overall Score (%)****OPM Monitoring Reviews (%)****Safety Outcomes (%)****Permanency Outcomes (%)****Well-Being Outcomes (%)****ILP/TLP Outcomes (%)****Incentives Earned (Points)**





# Performance-Based Placement Measures

## RBWO Provider GA+SCORECARD - ILP/TLP

Report Quarter: Q4 FY2017

**Provider/Program Name: Wellspring Living, Inc. - ILP (5210) - CCI**

3965 Roosevelt Hwy, Union City, GA 30349

Phone: 770-631-8888

Vendor ID# 132094

**Quarterly Scores (Grades)****Current Quarter Score (Grade)**

Q1: 50.00 (F)

Q2: 50.00 (F)

**50.00%**

Q3: 50.00 (F)

Q4: 50.00 (F)

**(F)**

Program Census Information:

# Children in Care During  
Quarter: 0# Placements During  
Quarter: 0# Children in Care On  
Last Day: 0Avg  
Performance All  
ILP/TLPs (%)Provider  
Performance (%)\*Possible Points  
(Weight)Provider Points  
Earned**OPM Monitoring Reviews**

Annual Comprehensive Reviews	85%	Not Yet Conducted		
Safety Reviews	94%	50%	5	2.50
<b>Monitoring Sub-Total</b>			<b>5</b>	<b>2.50</b>

**ILP/TLP Safety Outcomes**

Incidence of Maltreatment	0.00%	Not Eligible		
Staff Training	78%	Not Eligible		
<b>Safety Sub-Total</b>			<b>N/A</b>	

**ILP/TLP Permanency Outcomes**

Placement Stability	90%	Not Eligible		
<b>Permanency Sub-Total</b>			<b>N/A</b>	

**ILP/TLP Well-Being Outcomes**

EPSDT Medical Visits	79%	Not Eligible		
EPSDT Dental Visits	74%	Not Eligible		
Academic Supports	49%	Not Eligible		
Provider ECEM Visits	79%	Not Eligible		
Placements with Siblings	No Data	Not Eligible	Not Scored	Not Scored
Placements within Legal County	26%	Not Eligible	Not Scored	Not Scored
<b>Well-Being Sub-Total</b>			<b>N/A</b>	

**ILP/TLP Specialty Outcomes**

Academic/Career Development	69%	Not Eligible		
Ind Living Skills Provision	56%	Not Eligible		
Financial Independence	42%	Not Eligible		
Community Connections	60%	Not Eligible		
WTLP/Life Coach	60%	Not Eligible		
<b>Specialty Sub-Total</b>			<b>N/A</b>	

\*Performance calculation descriptions can be found in the FY 2017 RBWO PBP Measurements and Standards Guide.

**Monitoring & Outcomes: Possible Points = 5****Points Earned = 02.50****Score Before Incentives Credit****50.00%**



# Performance-Based Placement Measures RBWO Provider GA+SCORECARD - ILP/TLP

Report Quarter: Q4 FY2017

Incentives Awarded	00.00 pts
PBP Verification	N/A pts
<b>Total Score</b>	<b>50.00%</b>

**Provider/Program Name: Wellspring Living, Inc. - ILP (5210) - CCI**

Program Census Information:		# Children in Care During Quarter: 0	# Placements During Quarter: 0	# Children in Care On Last Day: 0
ILP/TLP Incentive Credits	Avg Performance All ILP/TLPs (Points)	Provider Performance (%)*	Possible Points (Weight)	Provider Points Earned
No DJJ or DOC Involvement		Not Eligible	5	
Extended Foster Care Services		Not Eligible	5	
Positive Permanency Connections		Not Eligible	5	
High School Graduation/College Participation/Professional Certification		Not Eligible	20	
Part-Time Employment with Medical Benefits		Not Eligible	20	
Living Arrangements at Discharge		Not Eligible	20	
Additional Academic Supports		Not Eligible	2	
Additional IL Skills Provision		Not Eligible	5	
Active Agency Accreditation		0%	4	0.00
Staff Clinical Licensure		0%	5	0.00
<b>Incentives Total</b>	<b>15.65</b>		<b>91</b>	<b>0.00</b>

\*Performance calculation descriptions can be found in the FY 2017 RBWO PBP Measurements and Standards Guide.

**Child Protective Services Investigations and Dispositions**

The following investigations data, which is not used for scoring but is considered significant to a provider's performance, is from Georgia SHINES and is not considered final or complete until the end of the fiscal year.

Total Reports:	0	
Number Screened In:	0	
Number Screened Out:	0	
Number Substantiated:	0	
Number Unsubstantiated:	0	
Number Active CPS Investigations:	0	