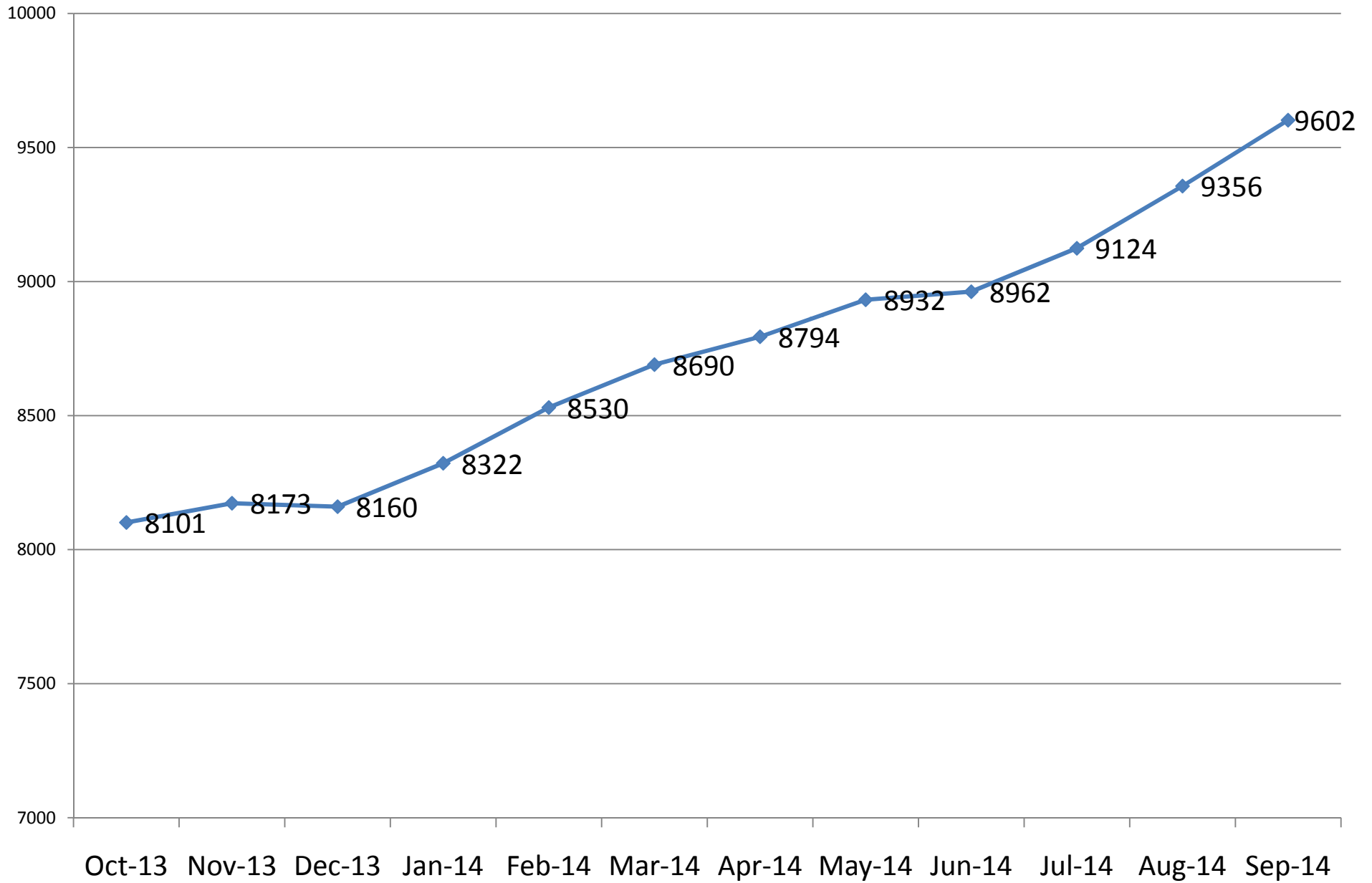


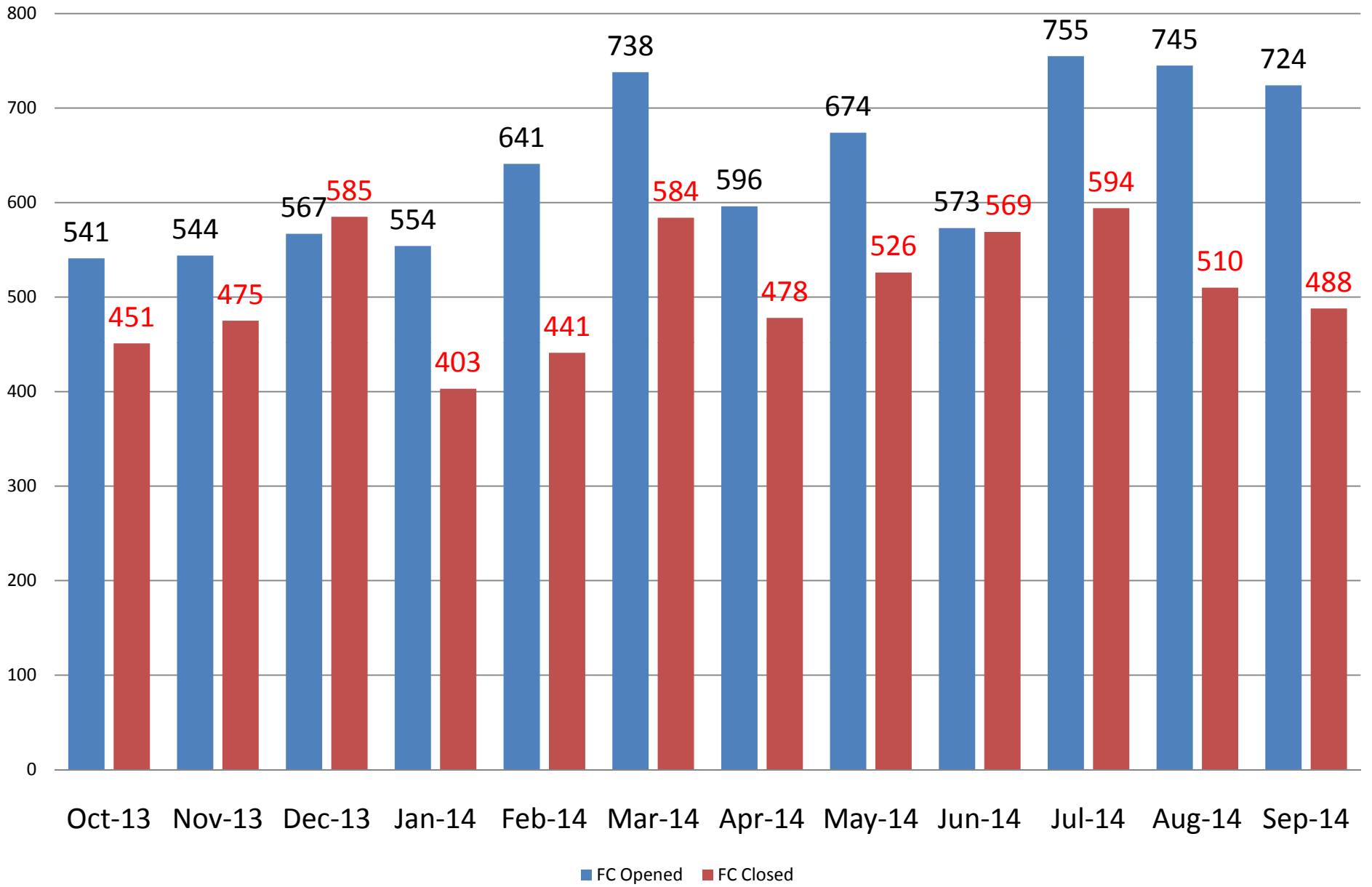
# Practice Matters Data Overview



# Foster Care Active Totals

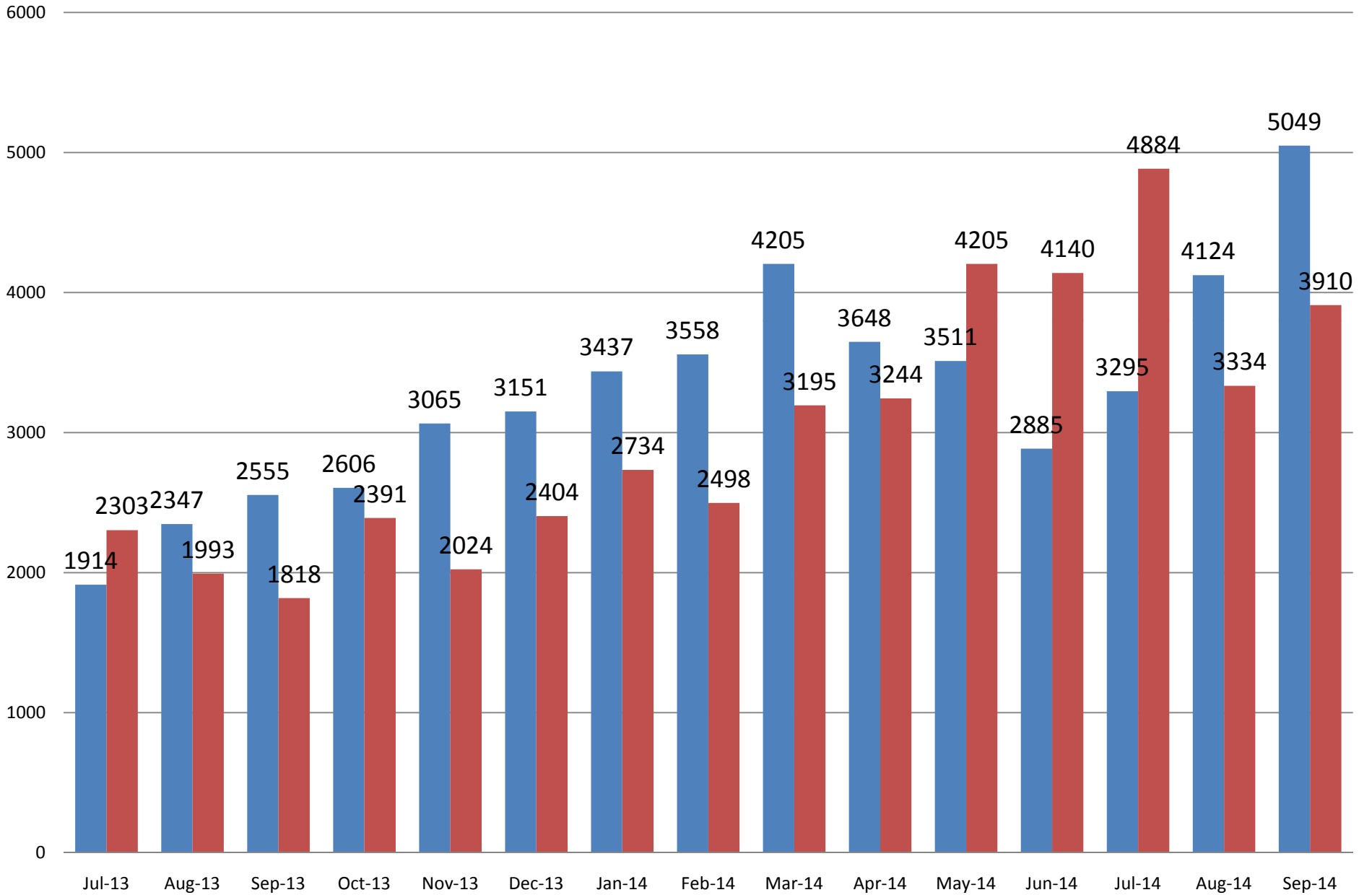


# Foster Care Opened and Closed



# CPS Opened Versus Closed - State

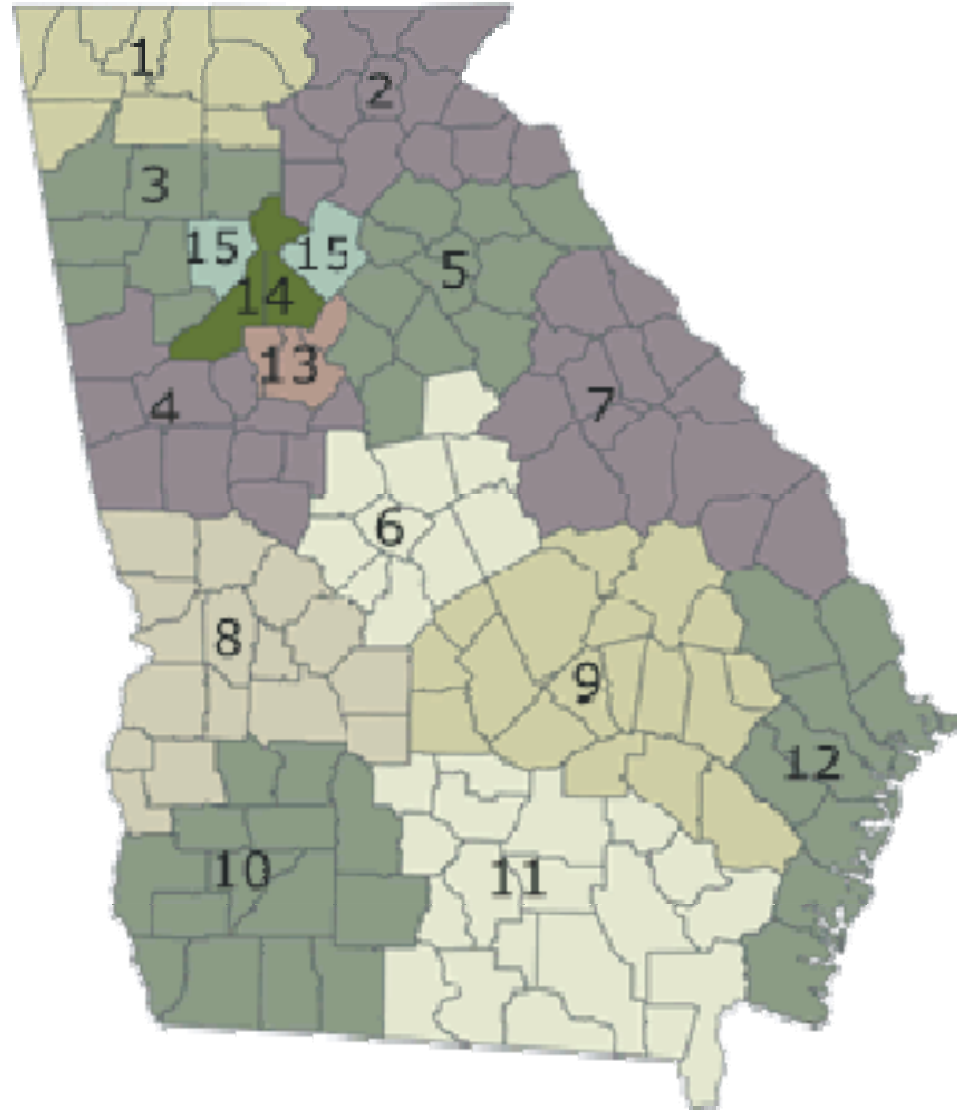
■ CPS INV Open ■ CPS INV Close



# Total in Care by Region

(Children and Youth)

1	668
2	502
3	1440
4	598
5	672
6	597
7	265
8	503
9	179
10	393
11	691
12	682
13	512
14	1341
15	854
<b>Grand Total</b>	<b>9897</b>



# % of State's FC Total by Region

1	7%
2	5%
3	15%
4	6%
5	7%
6	6%
7	3%
8	5%
9	2%
10	4%
11	7%
12	7%
13	5%
14	14%
15	9%
<b>Grand Total</b>	

# Children Under 18 Years Old

Region	0 to 5	6 to 12	13 to 17	Grand Total
1	262	206	176	644
2	182	167	132	481
3	555	499	344	1398
4	236	174	154	564
5	276	195	165	636
6	234	177	154	565
7	108	88	68	264
8	207	144	130	481
9	61	63	50	174
10	162	104	109	375
11	305	222	154	681
12	278	217	164	659
13	190	147	148	485
14	506	320	394	1220
15	294	267	235	796
<b>Grand Total</b>	<b>3856</b>	<b>2990</b>	<b>2577</b>	<b>9423</b>

# Total Youth Signed Back Into Care

Row Label	Age 18	Age 19	Age 20	Age 21	Age 22	Grand Total
1	15	5	2	1	1	24
2	15	4	2			21
3	26	7	5	4		42
4	20	9	1	4		34
5	15	9	10	2		36
6	11	10	9	2		32
7					1	1
8	12	3	5	1	1	22
9	4	1				5
10	10	4	2	2		18
11	4	1	4	1		10
12	16	3	4			23
13	13	4	5	5		27
14	58	36	17	6	4	121
15	26	22	10			58
<b>Grand Total</b>	<b>245</b>	<b>118</b>	<b>76</b>	<b>28</b>	<b>7</b>	<b>474</b>



# CCI Placements

1	104
2	75
3	216
4	114
5	65
6	104
7	25
8	61
9	23
10	79
11	96
12	124
13	83
14	286
15	144
<b>Grand Total</b>	<b>1599</b>

# CPA Family Foster Home Placements

1	104
2	171
3	401
4	148
5	146
6	172
7	69
8	82
9	17
10	49
11	172
12	179
13	154
14	558
15	174
<b>Grand Total</b>	<b>2596</b>

<b>Placement Type</b>	<b>Under 18</b>	<b>Over 18</b>	<b>Grand Total</b>
DFCS Family Foster Home	2767	45	2812
CPA Family Foster Home	2496	100	2596
Child Care Institution	1365	234	1599
Relative - Paid	987	6	993
Relative - Unpaid	662	4	666
Not Recorded	478	37	515
Adoptive Home	198	1	199
Other Person	104	9	113
Parent	110	2	112
Hospital	93	2	95
Runaway	47	7	54
Other Resource	31	19	50
YDC/RYDC	41	4	45
Relative Foster Home	17	2	19
ICPC - Relative	17		17
CCI Family Foster Home	2	1	3
Non-Relative Paid	3		3
Specialized Foster Home	2		2
Emergency Shelter	2		2
ICPC - Foster	1		1
ILP/Aftercare		1	1
<b>Grand Total</b>	<b>9423</b>	<b>474</b>	<b>9897</b>

## Placement Type at the time of the allegation

Placement Type at the time of the allegation	Investigations	% by Placement Type
Adoptive Home	8	1.4%
CCI Family Foster Home		0.0%
Child Care Institution	173	29.2%
CPA Family Foster Home	194	32.8%
DFCS Family Foster Home	111	18.8%
Hospital	11	1.9%
Non-Relative Paid	1	0.2%
Other Person	5	0.8%
Other Resource	5	0.8%
Parent	20	3.4%
Relative - Paid	43	7.3%
Relative - Unpaid	8	1.4%
Runaway	1	0.2%
YDC/RYDC	12	2.0%
<b>Grand Total</b>	<b>592</b>	<b>100.0%</b>