

Practice Matters

OPM and ORCC: Complementary or Colliding

Date: January 24, 2012



Vision, Mission and Core Values

Vision

Stronger Families for a Stronger Georgia.

Mission

Strengthen Georgia by providing Individuals and Families access to services that promote self-sufficiency, independence, and protect Georgia's vulnerable children and adults.

Core Values

- Provide access to resources that offer support and empower Georgians and their families.
- Deliver services professionally and treat all clients with dignity and respect. Manage business operations effectively and efficiently by aligning resources across the agency.
- Promote accountability, transparency and quality in all services we deliver and programs we administer.
- Develop our employees at all levels of the agency.

Agenda

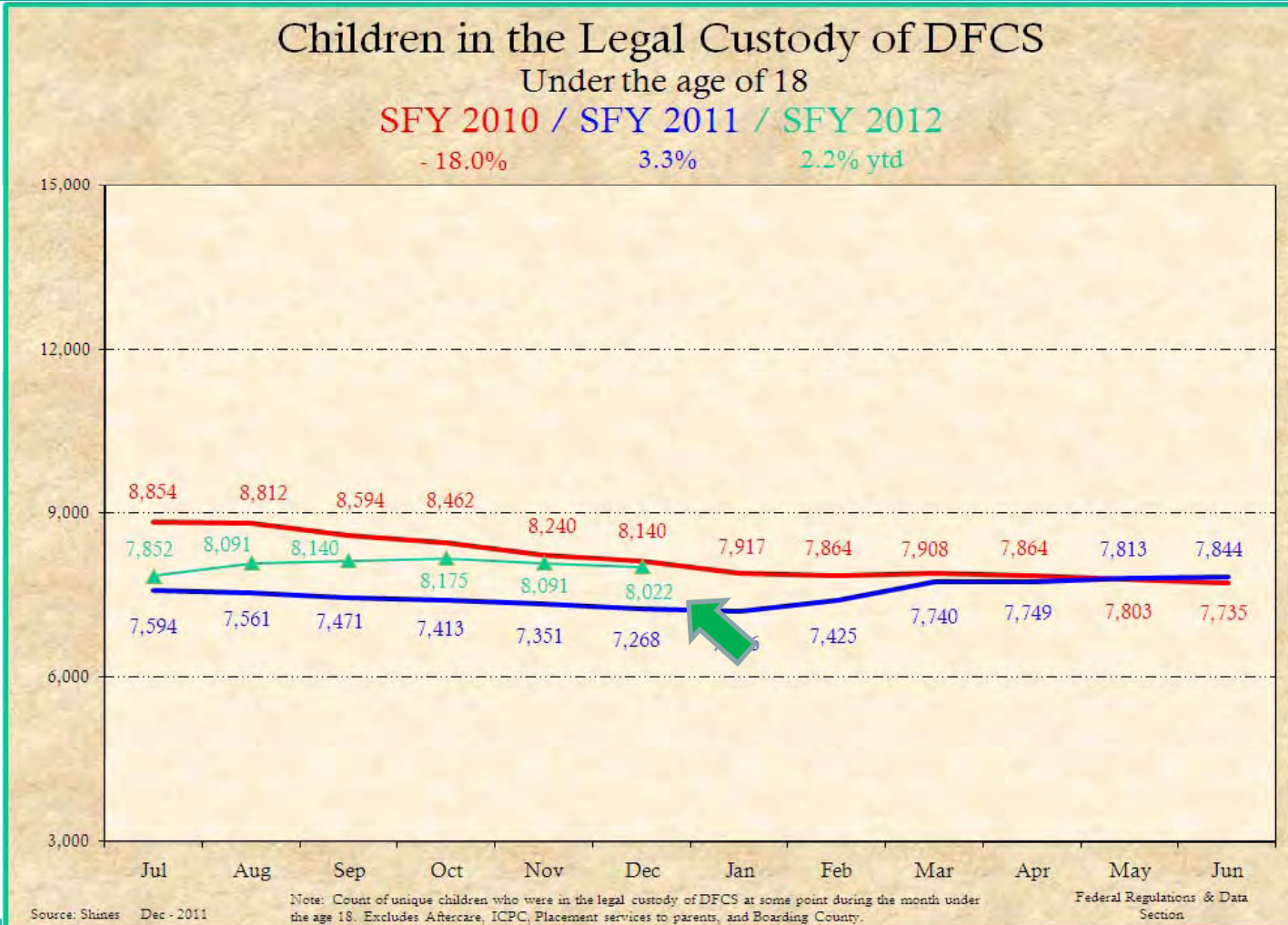
- Welcome – (Dianne Yearby)
- Review Current Data Snapshot - (Dr. Hill)
- **OPM and ORCC: Complementary or Colliding:** discuss themes from the provider survey and organize small groups for discussion on issues and recommended solutions (**Cindy Simpson**)

Group Instructions

- Identify 2-4 Key Points regarding Complementary or Colliding OPM/ORCC Roles, Rules, Standards, Policy...
 - Provide Supporting Details (Identify Specific Examples and Rule/Policy #'s)
 - Develop Solutions/Recommendations
 - Group Report-Out
- Establish Next Steps (Homework) (**Lon Roberts**)

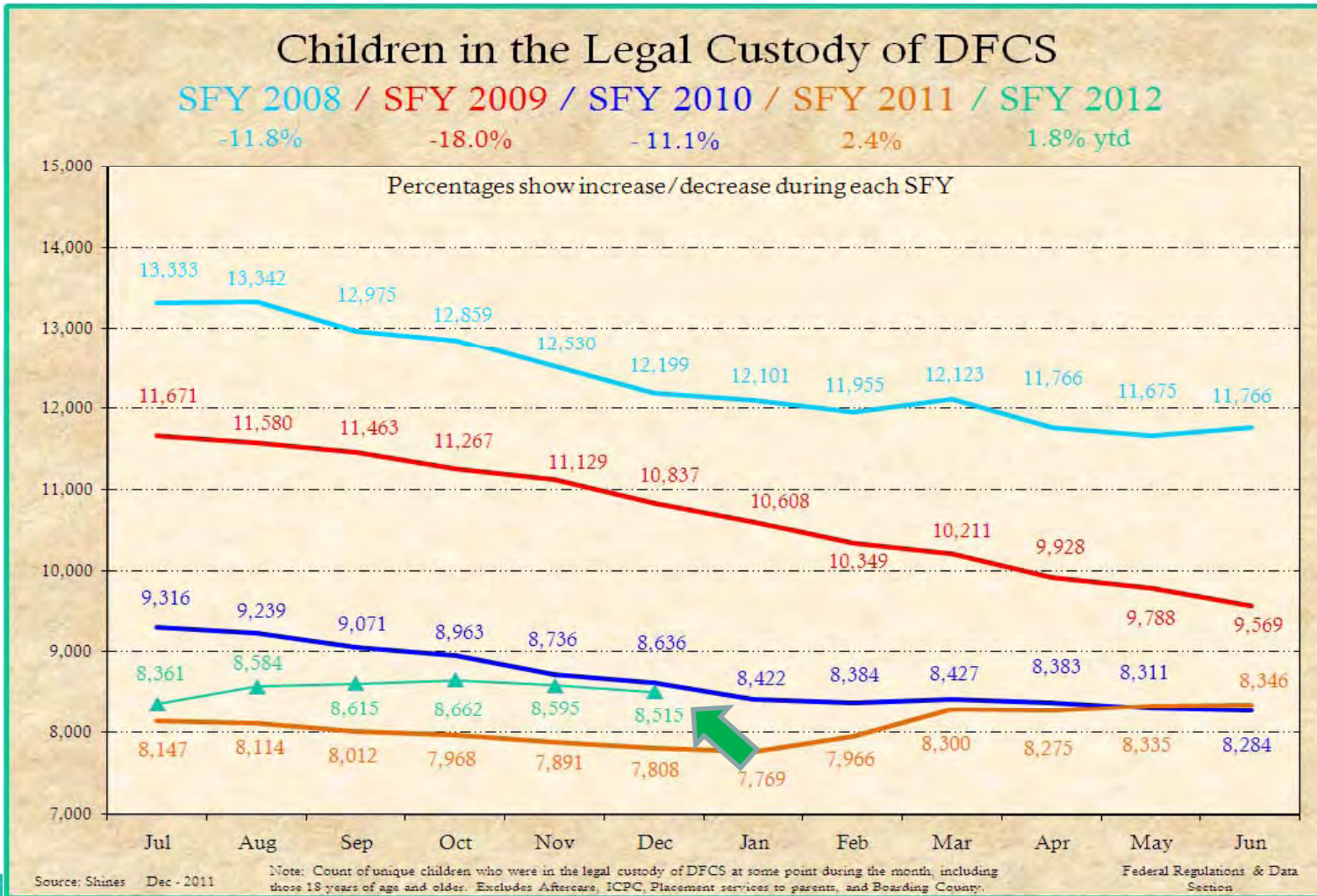
- Adjourn

Children in DFCS Custody (17 & Under)



There were slight decreases in the number of children in DFCS custody in November and December.

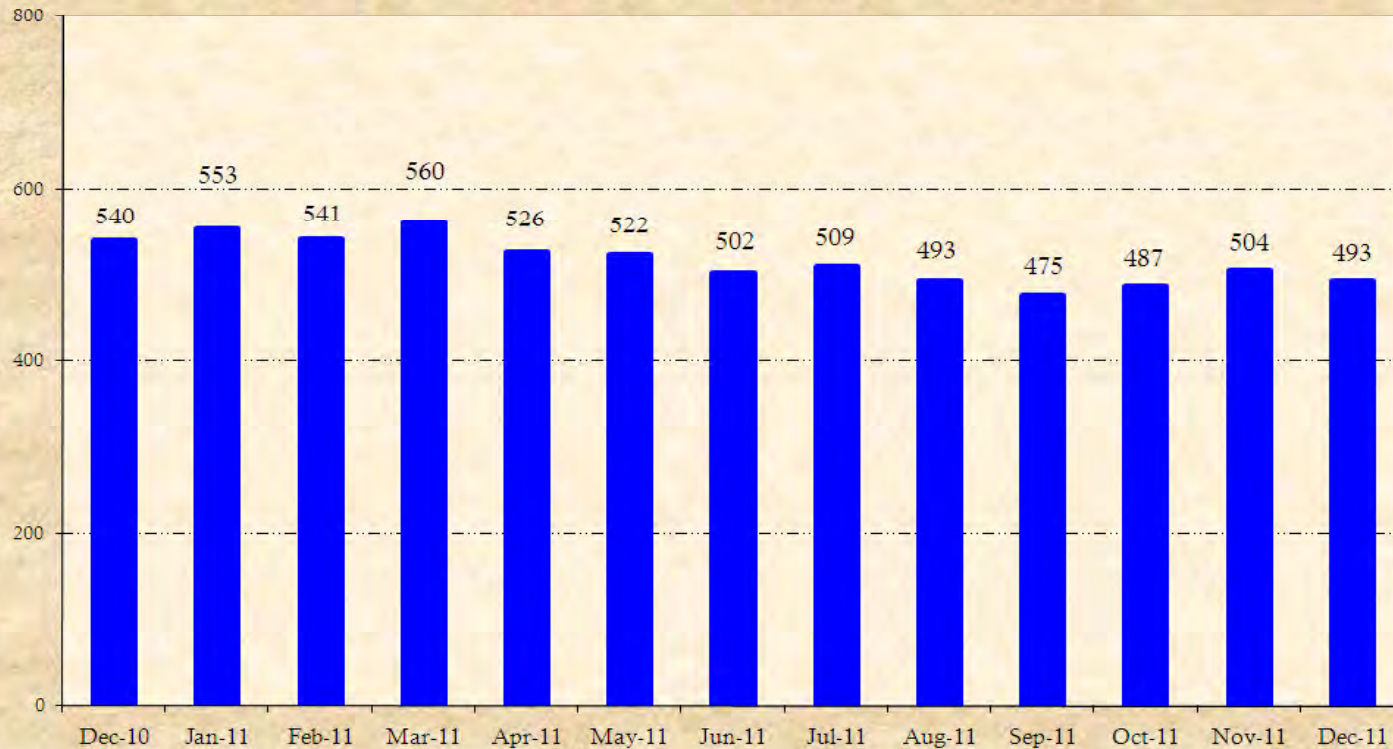
Children & Youth in DFCS Care (Includes Youth 18 & Over)



Extended Support Services

Extended Youth Services (Youth In Care Age 18 and Over)

Note: Number of children age 18 and over who have signed themselves back into care.

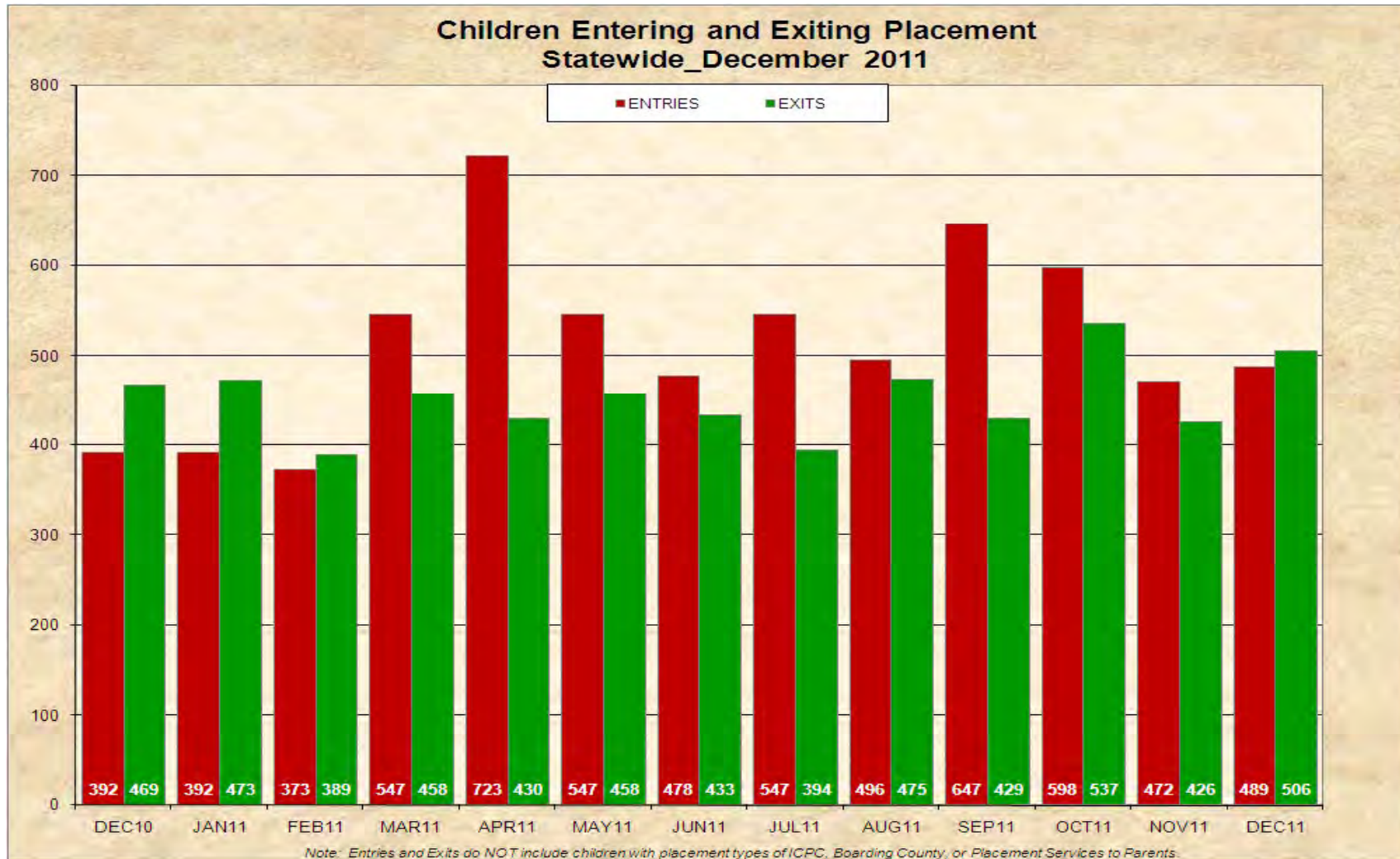


In December, there were 493 youth aged 18 and over receiving Extended Support Services (those who have signed themselves back into care).

Source: Shines Dec- 2011

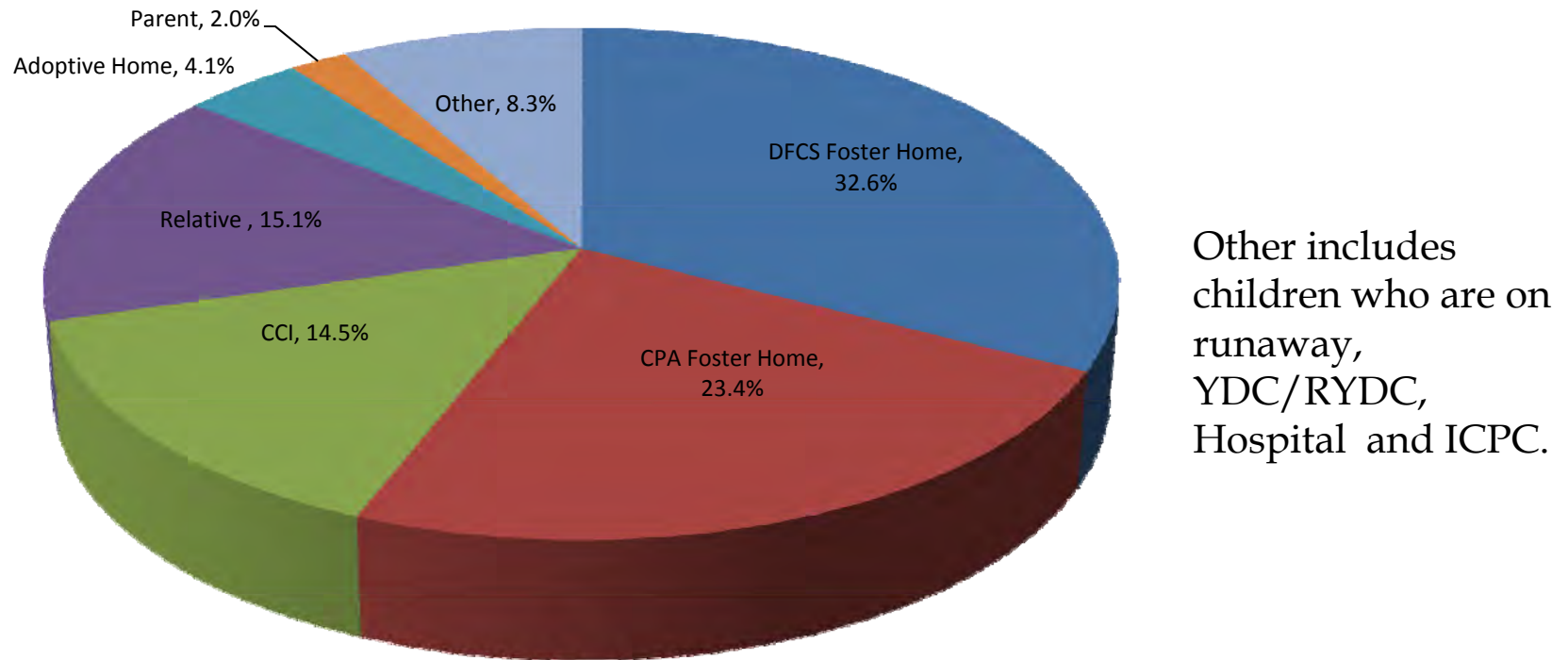
Federal Regulations & Data Section

Foster Care Entries & Exit Trend



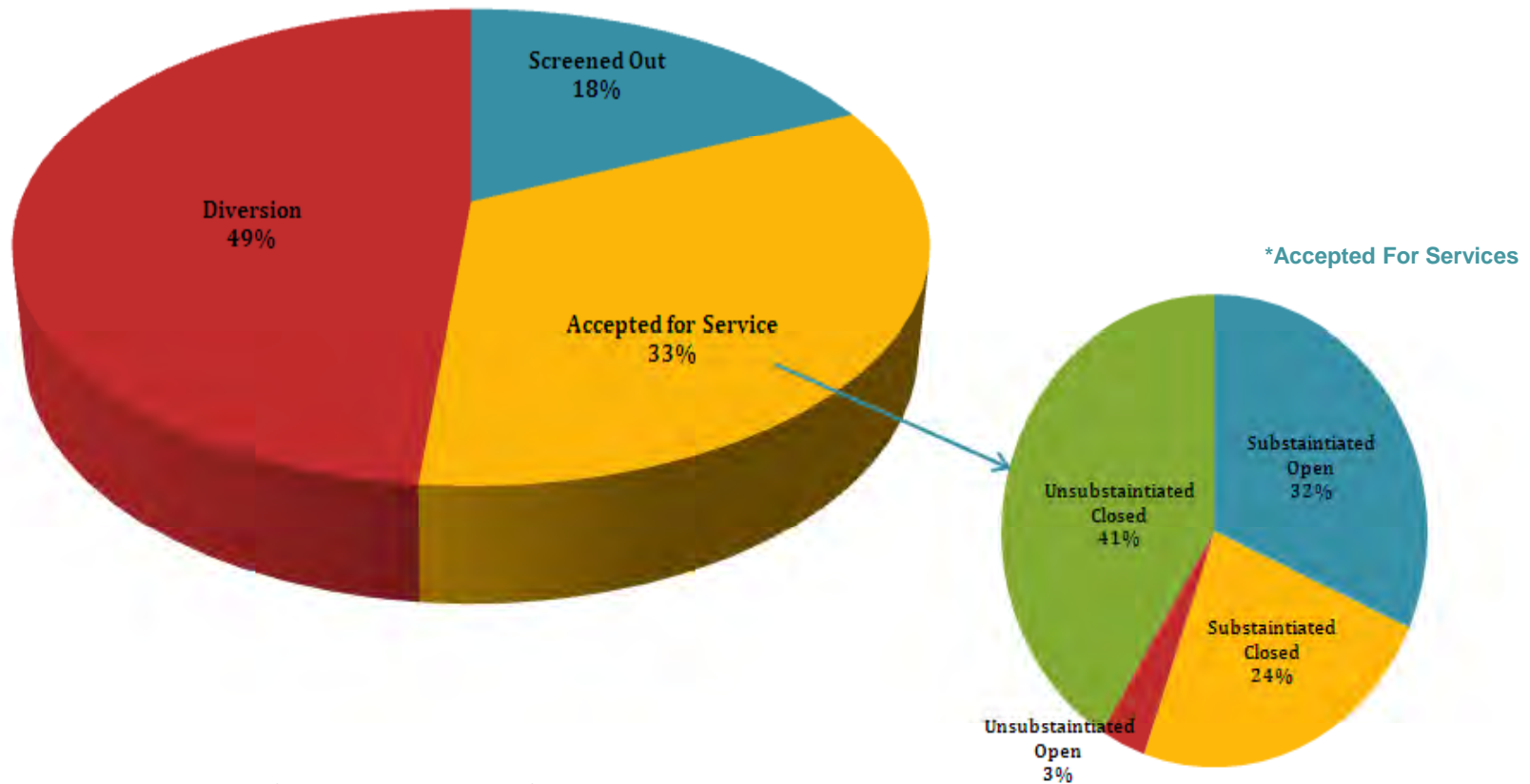
December 2011 was the first month we had more children leaving care than entering since February 2011; however, 25% more children entered care in December 2011 than in December 2010.

Placement Types for Children & Youth in Care (N=8,515)



Note: Chart represents children and youth in care on December 30, 2011.

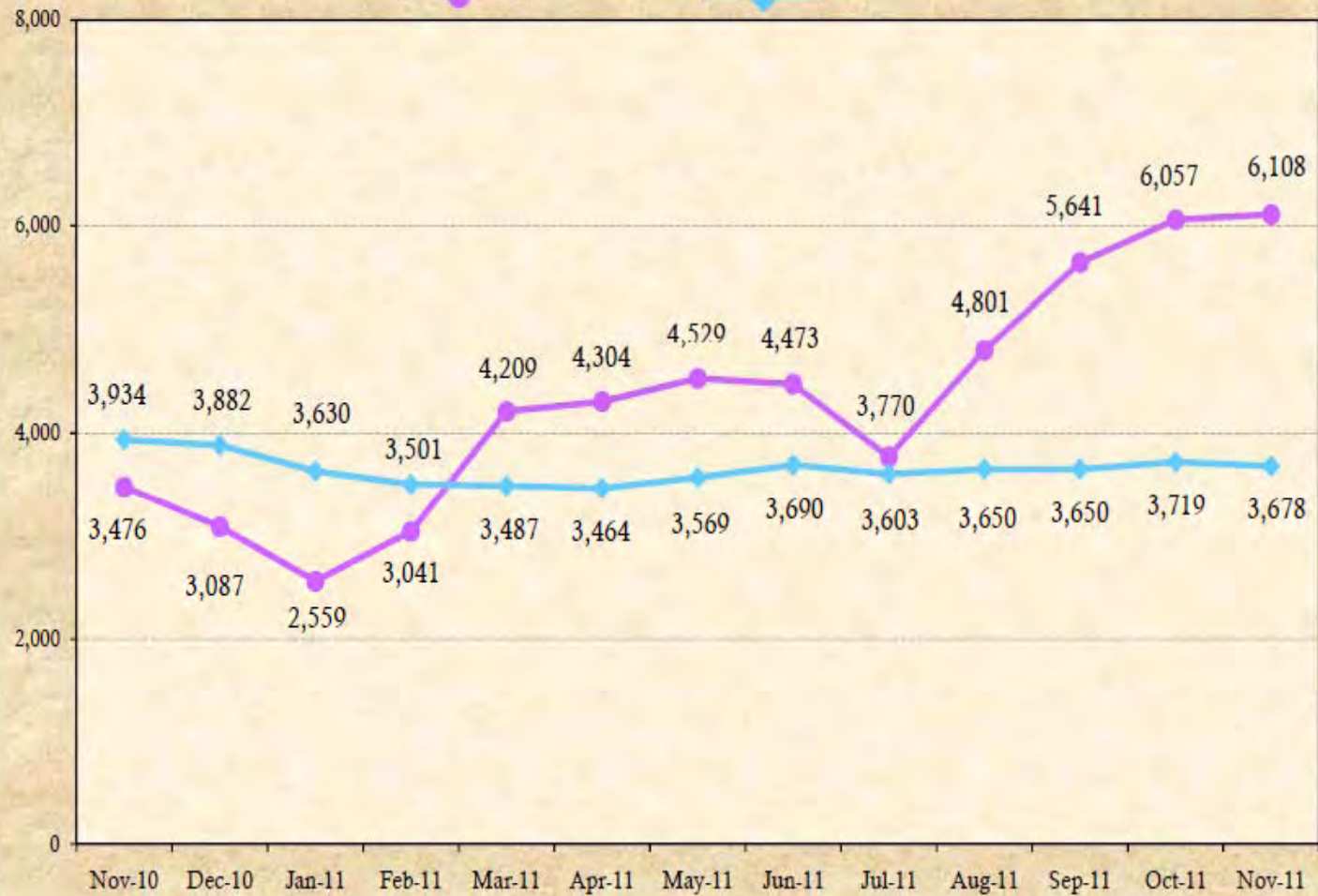
Number of Reports Made to Child Protective Services (SFY11) (N=63,547)



Note: Accepted for services reflect those reports that were assigned for an investigation.

Child Protective Services Active Stages - State

Investigations / Family Preservation



Seventy-six percent more investigations were conducted in November 2011 than in November 2010 with consistent increases since July 2011 (62%). These increases have an impact on the number of children in foster care.

Source: Shines Nov - 2011

Note: Includes all stages active at some time during month.

Data Analysis, Accountability, Research and Evaluation Section CW-11

Use of Law Enforcement With Children/Youth in Placement

What happens when you call the police on youth?

What are our values regarding the use of LE?

Handling Special Issues

- Drugs
- Staff Pressing Charges
- Other Youth Pressing Charges

How can we reduce the use of LE to the absolute lowest necessary amount?

Significant Events Reported by CCIs

License Type	Significant Event Type	July	August	September	October	November	December	Total
CCI	CPS investigation initiated	3	1	2	6	1	6	19
CCI	ER visit or other hospitalization, injuries requiring more than First Aid	34	36	51	35	27	24	207
CCI	ESI (3+ times in 1 month with same child and/or more than 10 ESI for all)	45	46	56	62	16	22	247
CCI	Other	33	29	29	42	30	27	190
CCI	Police intervention (other)	35	41	16	23	28	20	163
CCI	Police intervention (runaway)	20	24	34	22	23	21	144
CCI	Serious Injury	0	2	0	3	0	0	5
CCI	Staff-Child physical confrontation	3	0	0	2	3	0	8
CCI	Suicide/homicide attempt	3	1	0	2	1	3	10
Total		176	180	188	197	129	123	993

Significant Events Reported By CPAs

License T ype	Significant Event Type	July	August	September	October	November	December	Total
CPA	CPS investigation initiated	7	11	10	10	10	14	62
CPA	Death	0	1	0	0	0	1	2
CPA	ER visit or other hospitalization, injuries requiring more than First Aid	33	41	39	47	39	34	233
CPA	ESI (3+ times in 1 month with same child and/or more than 10 ESI for all)	0	0	0	1	0	0	1
CPA	Impact from natural disaster or fire, flood	0	0	0	0	0	1	1
CPA	Other	14	16	12	9	9	10	70
CPA	Police intervention (other)	8	8	10	12	3	7	48
CPA	Police intervention (runaway)	7	3	13	16	5	8	52
CPA	Serious Injury	0	0	0	1	0	1	2
CPA	Suicide/homicide attempt	0	2	1	1	1	2	7
Total		69	82	85	97	67	78	478

Office of Provider Management Updates



Colliding or Complementary: OPM and ORCC

Next Practice Matters Meeting: **March 2012**