

Provider G-Force Meeting: Focused on Preventing Maltreatment in Care



**Division of Family & Children Services
January 31, 2011**

Agenda

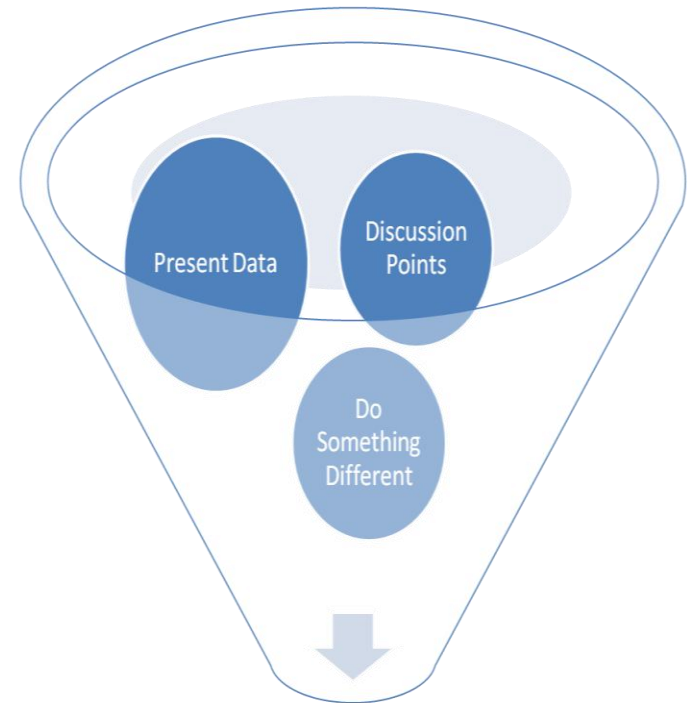
- Introduction & Purpose of G
- Cognitively-Based Compassion Training
- Runaway Protocol Update
- Update on the 40 youth aging out of care by March 31, 2011

New Data for Discussion

- Maltreatment in Care for FFY 2010 (preliminary)
- Youth Aging Out of Care between February and December 31, 2011

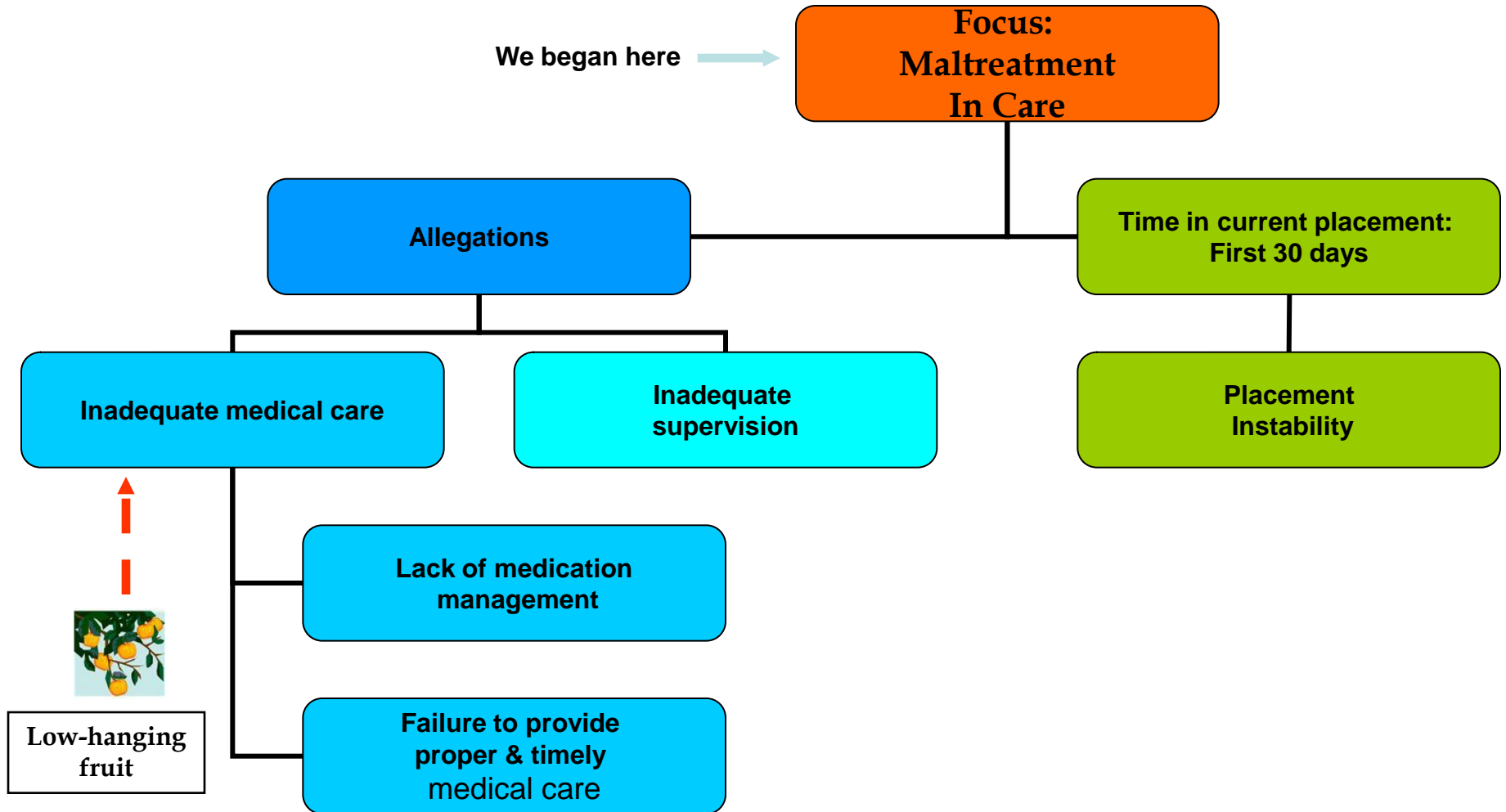
Purpose of Provider G

- Promote Discussion
- Develop & test hypotheses
- Develop strategies & action steps
- Implement strategies & follow up



**Improved Outcomes for
Families & Children**

The Evolution of Provider G Focus



Data regarding substantiated maltreatment in care led us to drill into inadequate medical care which we believe is a low-hanging fruit and can be resolved fairly quickly. As a result of data analysis, we discovered a relationship between maltreatment in care and time in care, particularly, the first 30 days. As we drilled into substantiated incidents within the first 30 days, we found that the majority of those children had been in more than one placement.

Cognitively-Based Compassion Training



Presenters:

Lamar Smith, DFCS

lwsmith@dhr.state.ga.us.

Dr. Charles L. Raison, Emory
University

Characteristics of Children who Participated in CBCT in 2010 (N = 70)

The average age of children participating in CBCT was 15, and they had been in care an average of 32 months.

Participants Gender	Total	Percentage
Male	33	53%
Female	37	47%
Participants Ethnicity		
African American	53	76%
Caucasian	14	20%
Biracial	1	1%
Asian	2	3%
Location of Participants		
CCI	23	49%
CPA	16	34%
DFCS Home	4	9%
Adoptive Home	2	4%
Relative	1	2%
Other	1	2%

Update on Runaway Protocol Office of Residential Child Care

Update will be provided at the
February 2011 Provider G-Meeting

Overview of Children Currently on “Run”



Number currently on run	40
Average age at time of run	17
Average number of days on run	149 (4 ½ months)
Average months in care	22

Additional Characteristics of Children on “Run”

Gender	
Female	(34) 85%
Male	(6) 15%
Ethnicity	
African-American	63%
Caucasian	32%
Biracial	5%
Location of Participants	
CCI	22 (55%)
DFCS foster home	8 (20%)
CPA	3 (7.5%)
Other	5 (12.5%)
Hospital	1
YDC/RDC	1



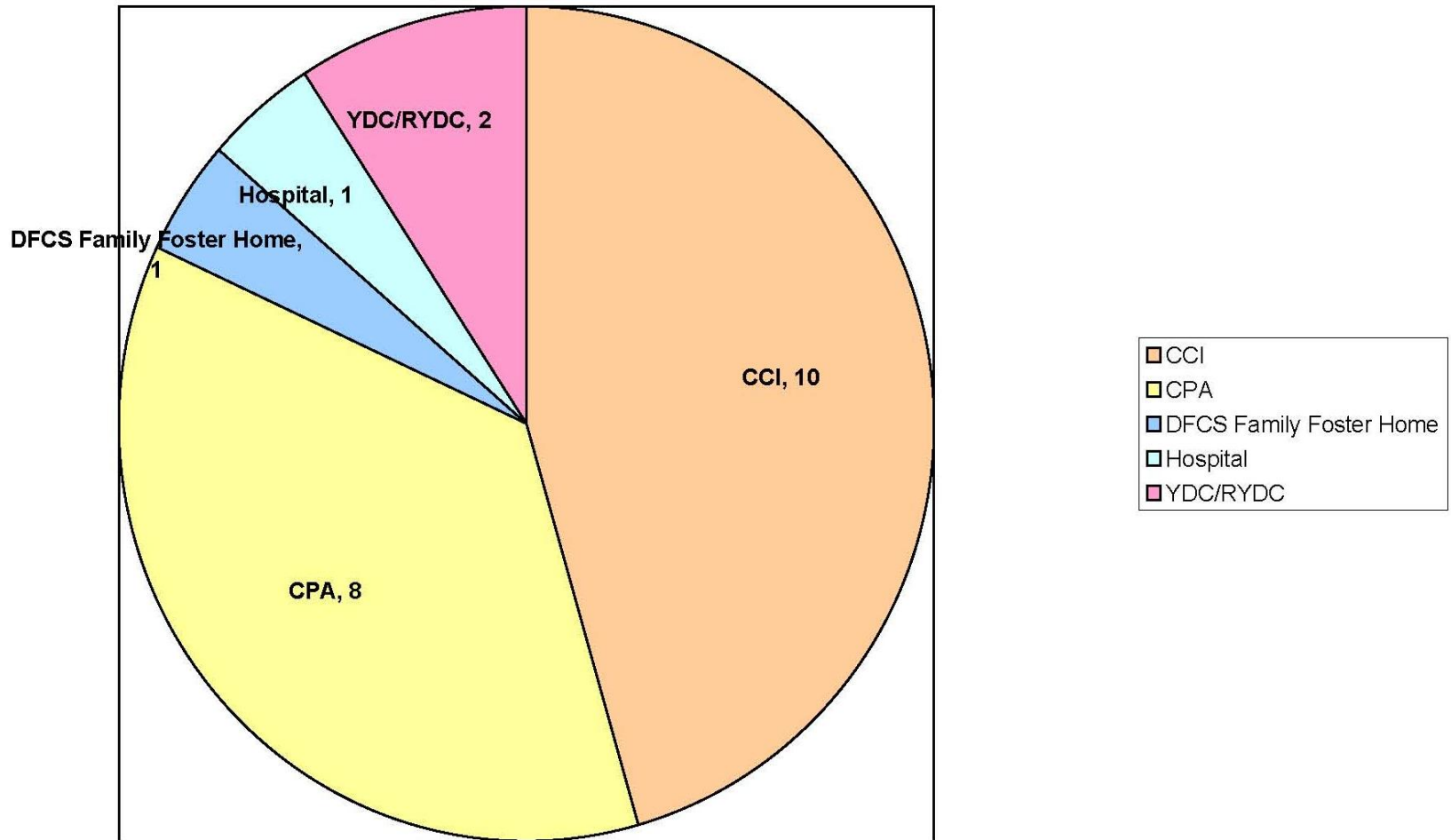
**Update on the 40 Children with
Multiple Placement Moves who will be
18 by March 31, 2011**

**Ron Scroggy, Deputy DFCS Director
&
Sandra Corbin**

Characteristics of the Remaining 22 Children who will be 18 by April 30, 2010

- 22 of the original 45 children from this cohort are currently in care.
- The majority of the children (82%) are residing in the CCIs or CPAs
- More than half (55%) are female.

Location of the Remaining 22 Children who will be 18 by March 31, 2011



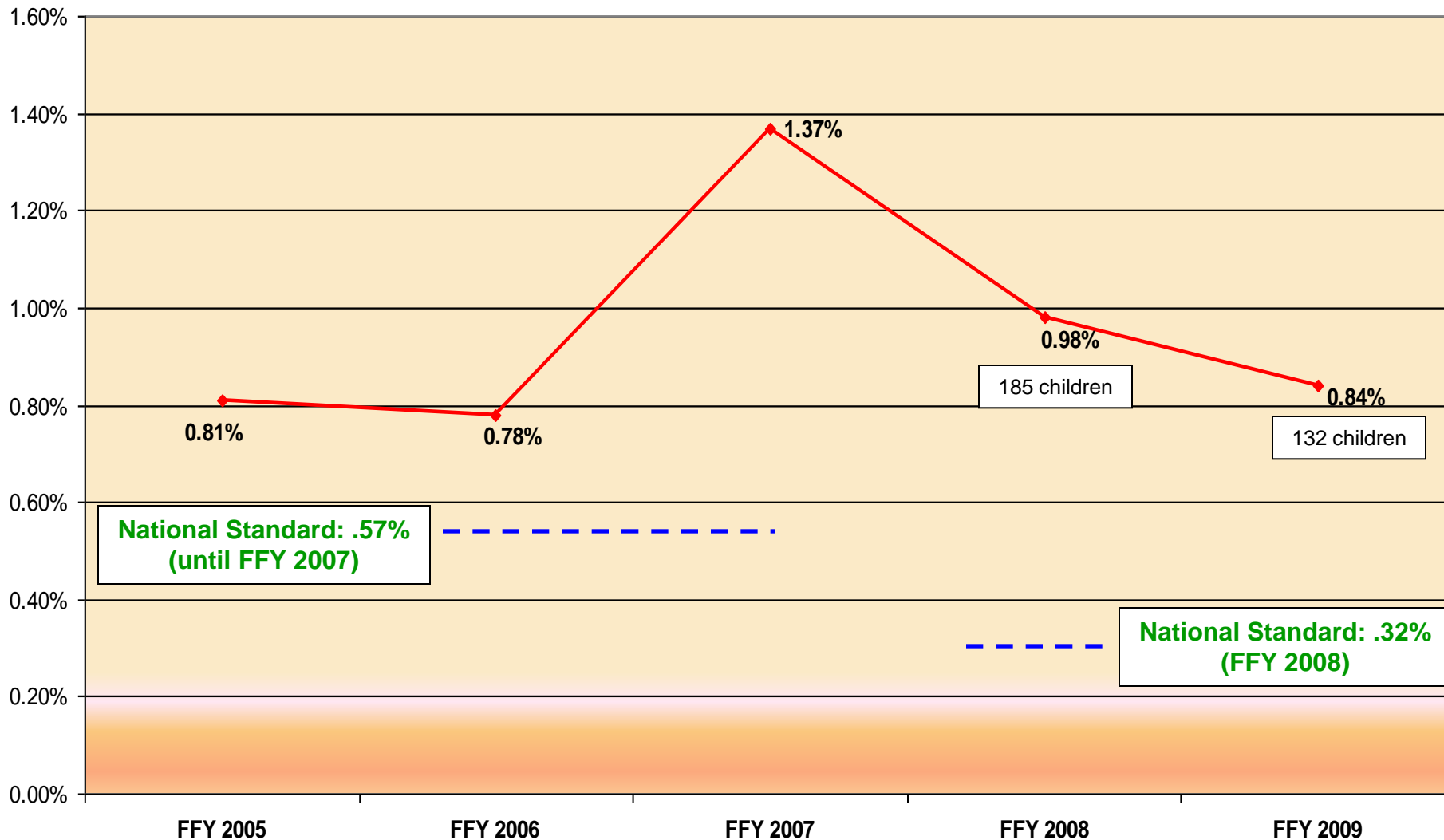
Substantiated Maltreatment in Care (preliminary report for FFY 2010)

We Believe



**No child who has
already been
maltreated should
ever be hurt again
on our watch.**

Substantiated Maltreatment in Care in Georgia FFY 2005 – FFY 2009



Substantiated Maltreatment
Information for FFY 2010 not yet
complete; the following is a draft of
our report.

DFCS Policy Unit and Regional
Directors are currently validating this
information.

Region	Number of Children	County Name	Number in County
1	1	Whitfield	1
2	10	Hall	3
2		Hart	4
2		Rabun	3
3	19	Bartow	4
3		Gordon	13
3		Polk	2
4	8	Butts	4
4		Carroll	1
4		Coweta	1
4		Troup	2
5	0		
6	14	Baldwin	3
6		Bibb	9
6		Houston	1
6		Monroe	1
7	5	Columbia	1
7		McDuffie	1
7		Richmond	3
8	4	Crisp	1
8		Muscogee	2
8		Talbot	1
9	6	Appling	3
9		Laurens	3
10	1	Mitchell	1
11	2	Ben Hill	1
11		Ware	1
12	8	Bulloch	5
12		Glynn	2
12		McIntosh	1
13	27	Fulton	27
14	3	Dekalb	3
15	2	Gwinnett	2
16	6	Clayton	6
17	18	Cherokee	2
17		Cobb	10
17		Douglas	6

Substantiated Maltreatment in Care by Region & County

(October 1, 2009 –
September 30, 2010)

There are *possibly*
134 children with
substantiated
maltreatment in
care during this
period.

Substantiated Types of Maltreatment in Care (October 1, 2009 – September 30, 2010)

Substantiated Allegation	Number of Children
Inadequate Supervision	85
Bruises, Welts, Abrasions	29
Inadequate Health, Medical	25
Verbal Threats/Abuse	10
Fondling	5
Emotional/Psychological Neglect	5
Domestic Violence	4
Inadequate Food, Clothing,	4
Corporal Punishment	4
Penetration	3
Subdural Hematoma	2
Bizarre Discipline (non-physical)	2

Location of Substantiated Maltreatment in Care Incident

Data to be presented at February G-Meeting should address:

- Types of substantiated maltreatment by placement type
- Ages of children with substantiated maltreatment by placement type
- Alleged perpetrator (type) by placement type

Placement Type	Number of Children
CCI	38
CPA Foster Home	14
DFCS Foster Home	54
Other	28

Month of Substantiation for Cases (N=134)

Month Substantiated	Number of Children
October 2009	10
November 2009	8
December 2009	19
January 2010	15
February 2010	21
March 2010	10
April 2010	9
May 2010	12
June 2010	7
July 2010	14
August 2010	7
September 2010	2

Provider G
discussion on
Maltreatment in
Care

There were 73 cases (54%) during the 5 month period before Provider G focus on maltreatment in Care.

Substantiated Maltreatment in Care & Age of Child (N=134)

Age of Child	Number of Children	Percent of Children
2 and under	18	13.4%
3 to 5 years of age	23	17.2%
6 to 10 years of age	19	14.2%
11 to 13 years of age	15	11.2%
14 to 15 years of age	16	11.9%
16 years of age	25	18.7%
17 years of age	18	13.4%

Note: February 2011 G-Meeting will include type of substantiated maltreatment and placement type by age of child.

**Youth Aging out of Care between
February 1, 2011 & December 31, 2011**

Youth who will be 18 between February 1 & December 31, 2011

Over 53% of youth who will be aging out of care are located in Regions 3, 4, 12, 13 and 14.

Region	Number of Youth
1	30
2	27
3	42
4	45
5	28
6	34
7	13
8	23
9	8
10	10
11	19
12	47
13	64
14	39
15	33
16	30
17	50
State Total	542

Counties with largest number of youth turning 18 by December 31, 2011 (N = 542)

These fifteen counties have 10 or more children who will be 18 by the end of the year and account for 55% of the state total.

County	Number of Youth
Fulton	64
Dekalb	39
Gwinnett	23
Chatham	22
Cobb	20
Henry	19
Cherokee	17
Muscogee	17
Douglas	13
Floyd	13
Bibb	11
Coweta	11
Rockdale	10
Spalding	10
Whitfield	10
Total	299

Youth Aging out of Care by December 31, 2011 (N = 542)

- 293 or 53% are girls / 249 or 47% are boys
- 160 or 29.5% have had more than one foster care episode
- Average of 4 placements (ranged from 1 to 27)
- Parental rights have been terminated for 108 or 20% of them

Placement Type / Location	Number of Youth	Percent of Youth
CCI	243	44.8%
CPA	129	23.8%
DFCS Foster Home	74	13.7%
Relative	31	5.7%
Runaway	21	3.9%
PRTF	14	2.6%
RYDC	13	2.4%
Adoptive Home	4	
Other	13	
Total	542	

Permanency Plan for Children turning 18 (N=542)

The majority of youth who will be turning 18 within the next 12 months have a permanency plan of APPLA (emancipation and/or long term foster care) or reunification.

Permanency Plan	Number of Youth
Another Planned Permanent Living Arrangement (APPLA)	297
Reunification	132
Live with Relatives	48
Adoption	38
Guardianship	13

Policy 11.12: Extended Youth Supportive Services (Remaining In Care)

REQUIREMENT

- The Division of Family and Children Services (DFCS) will advise all youth ages 16 and over in agency custody, verbally and in writing, of their ability to request extended youth supportive services (EYSS) after their 18th birthday.
- DFCS will allow youth to request to receive EYSS upon turning age 18 or within 6 months of emancipating from foster care.

For Additional Information Re: Extended Youth Services

Ebony Harris
Independent Living Program
Manager
(404) 657-0014
ebharris@dhr.state.ga.us

Kristin Sanchez
Program Coordinator
(404) 463-7290
kasanchez@dhr.state.ga.us

Summary & Follow-Up

DFCS Regions

